

Philadelphia Phillies - 2005

Batter	1	2	3	4	5	6	7	8	9	AB R H RBI BB SO LOB	TOP		
Brad Wilkerson, L (1, 8) OBP: 0.200, SLG: 0.200	1-2 FC1-6 1B		0-0 G3		2-3 K	2-3 K		1-3 K		5 0 1 0 0 3 4			
15 Cristian Guzman, S (1, 6) OBP: 0.200, SLG: 0.200	1-0 FC1-6 1-2f		0-2 G6-3		1-0 1B		1-3 K	0-0 G3		5 0 1 0 0 1 2			
Jose Vidro, S (1, 4) OBP: 0.200, SLG: 0.200	0-0 F7		0-2 G6-3		1-2 F7		2-2 24 BB 1B BB 1B		2-1 G4-3	5 1 1 0 0 0 3			
Jose Guillen, R (1, 9) OBP: 0.200, SLG: 0.200	1-3 K			2-2 G6-3		1-2 F8	1-0 24 BB 1B BB 1B		2-1 F8	5 0 1 0 0 1 1			
24 Nick Johnson, L (1, 3) OBP: 0.750, SLG: 0.667 Wil Cordero, R (9, PH)		0-1 E 1B G4-3 1B		3-2 1B		3-2 G5-3	4-1 BB BB		3-2 G5-3	3 1 2 0 1 0 0 1 0 0 0 0 0 0			
Vinny Castilla, R (1, 5) OBP: 0.750, SLG: 0.667		0-2 E7 1B		0-0 P6		2-1 HR 1B	4-2 1-2 2-3 3-H BB G4-6-3			3 1 2 1 1 0 1			
Termel Sledge, L (1, 7) OBP: 0.250, SLG: 1.000		1-1 G4-3		0-1 P5		0-0 HR	3-2 G4-6-3			4 1 1 3 0 0 4			
Brian Schneider, L (1, 2) OBP: 0.750, SLG: 1.000		2-0 2B			0-0 L8	4-2 1B BB		1-2 1B		3 0 2 0 1 0 0			
Livan Hernandez, R (1, 1) OBP: 0.500, SLG: 0.500 52 T.J. Tucker, R (5, 1) J.J. Davis, R (6, PH) Joe Horgan, L (6, 1) Antonio Osuna, R (7, 1) Tony Blanco, R (8, PH) Joey Eischen, L (8, 1) Luis Ayala, R (8, 1)		1-1 G6-3			1-1 15 1B	3-2 1B		3-3 K		2 0 1 0 0 0 1 0 0 0 0 0 0 0 1 0 1 0 0 0 0 0 0 0 0 0 0 0 0 0 0 0 0 0 0 1 0 0 0 0 0 1 1 0 0 0 0 0 0 0 0 0 0 0 0 0 0			
Inning Stats	R: 0 H: 1 E: 0 LOB: 1 K: 1 BB: 0 S: 9 P: 12	R: 1 H: 3 E: 1 LOB: 1 K: 0 BB: 0 S: 10 P: 14	R: 0 H: 0 E: 0 LOB: 0 K: 0 BB: 0 S: 9 P: 9	R: 0 H: 1 E: 0 LOB: 1 K: 0 BB: 0 S: 10 P: 15	R: 0 H: 2 E: 0 LOB: 2 K: 1 BB: 1 S: 14 P: 19	R: 2 H: 3 E: 0 LOB: 2 K: 1 BB: 1 S: 20 P: 35	R: 1 H: 2 E: 0 LOB: 2 K: 1 BB: 2 S: 15 P: 30	R: 0 H: 1 E: 0 LOB: 1 K: 2 BB: 0 S: 10 P: 15	R: 0 H: 0 E: 0 LOB: 0 K: 0 BB: 0 S: 7 P: 14	1B: 11 SF: 0 2B: 1 SAC: 0 3B: 0 DP: 1 HR: 1 HBP: 0	WP: 0 PA: 41 PB: 0 SB: 0 CS: 0		
PITCHER	IP WLS BF H R ER SO BB IBB HBP BLK WP HR S P ERA WHIP											PITCHER	IP WLS BF H R ER SO BB IBB HBP BLK WP HR S P ERA WHIP
21 Jon Lieber, R (1, 1) ERA: 4.76	5.2 W 27 10 3 3 2 1 0 0 0 0 1 69 99 4.76 1.941												
Rheal Cormier, L (6, 1) ERA: 13.5	0.2 H 5 2 1 1 2 1 0 0 0 0 0 0 11 21 13.50 4.500												
63 Ryan Madson, R (7, 1) ERA:	0.2 H 2 0 0 0 0 1 0 0 0 0 0 0 7 14 0.00 1.500												
Tim Worrell, R (8, 1) ERA:	1.0 4 1 0 0 2 0 0 0 0 0 0 0 10 15 0.00 1.000												
Billy Wagner, L (9, 1) ERA:	1.0 3 0 0 0 0 0 0 0 0 0 0 0 7 14 0.00 0.000												

Washington Nationals @ Philadelphia Phillies
Citizens Bank Park, Philadelphia, PA
Mon Apr 04 2005, 3:05 PM EDT
Att. 44,080 - Sunny - 59 F

livebaseballscorecards.com

AB	38
R	4
H	13
RBI	4
BB	3
SO	6
LOB	17



Batter	1	2	3	4	5	6	7	8	9	AB R H RBI BB SO LOB	TOP																
Brad Wilkerson, L (1, 8) OBP: 0.600, SLG: 1.222	4-2 15 CS BB		2-1 HR		2-1 15 FC6-4 1B		2-1 3B	0-1 1-3 2-H 2B		4 1 4 2 1 0 0																	
15 Cristian Guzman, S (1, 6) OBP: 0.200, SLG: 0.200	1-1 G3-1		1-1 1B		1-0 FC6-4		0-0 P4	3-1 F7		5 0 1 0 0 0 5																	
Jose Vidro, S (1, 4) OBP: 0.300, SLG: 0.400	1-2 G4-3		1-1 P4			0-0 F8		1-1 HR 1B	0-0 2B	5 2 2 0 0 0 1																	
Jose Guillen, R (1, 9) OBP: 0.300, SLG: 0.600		1-2 1B		0-0 L8		0-1 E5 24 2B		0-1 1-H HR	2-3 K	5 2 2 2 0 1 1																	
24 Nick Johnson, L (1, 3) OBP: 0.556, SLG: 0.571		1 SAFE 1 SAFE K		1-3 K		0-1 2-H 2B		3-2 F8	4-1 2B FC3-2 IBB	4 0 1 1 1 2 1																	
Vinny Castilla, R (1, 5) OBP: 0.778, SLG: 1.000		0-0 1-3 1B		1-1 2B		0-3 K		0-0 1B E 1B	0-0 FC3-2 2B	5 1 4 1 0 1 1																	
Termel Sledge, L (1, 7) OBP: 0.333, SLG: 0.625		0-3 K		1-0 P4		2-3 K		2-1 1-2 2B 1B	4-0 FC3-2 IBB	4 1 1 0 1 2 3																	
Brian Schneider, L (1, 2) OBP: 0.444, SLG: 0.500			0-0 L6		0-2 G4-3		0-1 F9	0-1 2B 1-2 2-H 1B	1-0 FC3-2 FC5-4	5 0 1 0 0 0 3																	
Zach Day, R (1, 1) Antonio Osuna, R (6, 1) Ryan Church, L (7, PH) Joey Eischen, L (7, 1) Wii Cordero, R (8, PH) Luis Ayala, R (8, PH) J.J. Davis, R (9, PH) 32 Chad Cordero, R (9, 1)			1-3 K		2-1 F9		2-3 K	1-3 K	1-0 FC5-4	2 0 0 0 0 0 1 0 0 0 0 0 0 0 0 0 1 0 0 0 0 0 1 0 0 0 0 0 0 0 0 0 1 0 0 0 0 0 1 2 0 0 0 0 0 0 0 0 1 0 0 0 0 0 0 3 0 0 0 0 0 0 0 0																	
Inning Stats	R: 0 E: 0 K: 0 S: 7	H: 0 LOB: 0 BB: 1 P: 13	R: 0 E: 0 K: 2 S: 11	H: 2 LOB: 1 BB: 0 P: 13	R: 1 E: 0 K: 1 S: 10	H: 2 LOB: 1 BB: 0 P: 15	R: 0 E: 0 K: 1 S: 7	H: 1 LOB: 1 BB: 0 P: 10	R: 0 E: 0 K: 0 S: 8	H: 1 LOB: 1 BB: 0 P: 13	R: 1 E: 1 K: 2 S: 13	H: 1 LOB: 1 BB: 0 P: 15	R: 0 E: 0 K: 1 S: 8	H: 1 LOB: 1 BB: 0 P: 12	R: 4 E: 1 K: 1 S: 20	H: 6 LOB: 2 BB: 0 P: 30	R: 1 E: 0 K: 1 S: 8	H: 2 LOB: 3 BB: 2 P: 20	1B: 8 2B: 5 3B: 1 HR: 2	SF: 0 SAC: 0 DP: 0 HBP: 0	WP: 0 PB: 0 SB: 0 CS: 1	PA: 45					
PITCHER	IP WLS BF H R ER SO BB IBB HBP BLK WP HR S P ERA WHIP																										
39 Brett Myers, R (1, 1) ERA: 1.35	6.2		27	7	2	1	7	1	0	0	0	0	1	61	86	1.35	1.200										
Rheal Cormier, L (7, 1) ERA: 9.0	0.1	H	2	1	0	0	0	0	0	0	0	0	3	5	0.00	3.000											
Tim Worrell, R (8, 1) ERA: 27.0	0.1	L	5	4	4	4	0	0	0	0	0	1	11	17	108.00	12.000											
Aaron Fultz, L (8, 1) ERA:	0.2		4	2	0	0	1	0	0	0	0	0	9	13	0.00	3.000											
Terry Adams, R (9, 1) ERA: 9.0	1.0		7	2	1	1	1	0	2	0	0	0	8	20	9.00	2.000											

Washington Nationals @ Philadelphia Phillies
Citizens Bank Park, Philadelphia, PA
Wed Apr 06 2005, 7:05 PM EDT
Att. 23,435 - Clear - 73 F

livebaseballscorecards.com

AB	42
R	7
H	16
RBI	6
BB	3
SO	9
LOB	20



Batter	1	2	3	4	5	6	7	8	9	AB	R	H	RBI	BB	SO	LOB
11 Jimmy Rollins, S OBP: 0.556, SLG: 0.333	0-0 G4-3		4-1 BB			1-0 G3		1-1 G6-3		3	0	0	0	1	0	0
Kenny Lofton, L OBP: 0.556, SLG: 0.857	3-2 G1-3		1-0 F9			0-1 G4-3 1B		0-3 K		4	1	1	0	0	1	2
Bobby Abreu, L OBP: 0.111, SLG: 0.111	2-3 K				3-2 G4-3		2-1 G4-3		1-0 G4-3	4	0	0	0	0	1	1
Jim Thome, L OBP: 0.444, SLG: 0.286		0-3 K		1-1 P5		2-0 HR 1B		3-2 G4-3 1B		4	1	2	1	0	1	0
Pat Burrell, R OBP: 0.667, SLG: 1.429		1-1 P3		2-0 2B		1-1 HR		2-2 G4-3		4	1	2	2	0	0	1
David Bell, R OBP: 0.222, SLG: 0.222		1-2 G5-3		2-3 K		1-0 G1-3		3-2 P2		4	0	0	0	0	1	2
26 Chase Utley, L OBP: 0.200, SLG: 0.250			1-2 SH2-4 1B		1-2 G3-1		0-1 F8		2-3 K	4	0	1	0	0	1	1
Mike Lieberthal, R OBP: 0.286, SLG: 0.286			1-1 L9		0-1 G5-3		1-1 F7			3	0	0	0	0	0	1
39 Brett Myers, R Rheal Cormier, L Jose Offerman, S Tim Worrell, R Aaron Fultz, L Terry Adams, R			2-1 SH2-4		3-2 G6-3		1-0 F8			1	0	0	0	0	0	0

BOTTOM

Washington Nationals @ Philadelphia Phillies
 Citizens Bank Park, Philadelphia, PA
 Wed Apr 06 2005, 7:05 PM EDT
 Att. 23,435 - Clear - 73 F

AB	32
R	3
H	6
RBI	3
BB	1
SO	5
LOB	8



Inning Stats																	1B	2B	3B	HR	SF	SAC	DP	HBP	WP	HR	S	P	ERA	WHIP																											
R: 0	H: 0	E: 0	K: 1	S: 7	R: 0	H: 0	E: 0	K: 1	S: 8	R: 0	H: 1	E: 0	K: 0	S: 10	R: 0	H: 1	E: 0	K: 1	S: 10	R: 0	H: 0	E: 0	K: 0	S: 8	R: 3	H: 3	E: 0	K: 0	S: 9	R: 0	H: 0	E: 0	K: 0	S: 5	R: 0	H: 0	E: 0	K: 1	S: 6	R: 0	H: 1	E: 0	K: 1	S: 16	1B: 4	2B: 1	3B: 0	HR: 1	SF: 0	SAC: 1	DP: 0	HBP: 0	WP: 0	HR: 0	S: 34	ERA: 4.76	WHIP: 1.059
Zach Day, R ERA: 4.76	(1, 1)	5.2	WLS	BF	H	R	ER	SO	BB	IBB	HBP	BLK	WP	HR	S	P	ERA	WHIP																																							
Antonio Osuna, R ERA: 6.75	(6, 1)	0.1		1	0	0	0	0	0	0	0	0	0	0	1	2	0.00	0.000																																							
Joey Eischen, L ERA:	(7, 1)	1.0	W	3	0	0	0	0	0	0	0	0	0	0	5	7	0.00	0.000																																							
Luis Ayala, R ERA:	(8, 1)	1.0	H	3	0	0	0	1	0	0	0	0	0	0	6	8	0.00	0.000																																							
32 Chad Cordero, R ERA:	(9, 1)	1.0		4	1	0	0	1	0	0	0	0	0	0	16	26	0.00	1.000																																							

Batter	1	2	3	4	5	6	7	8	9	10	AB	R	H	RBI	BB	SO	LOB
11 Jimmy Rollins, S OBP: 0.429, SLG: 0.200 (1, 6)	B1-3			F8		L9	BB 1B		P5		4	0	0	0	1	0	2
Placido Polanco, R OBP: 0.400, SLG: 0.400 (1, 4)	G4-3			F8		E8 HBP 1B	BB 1B		P4		5	1	2	1	0	0	1
Bobby Abreu, L OBP: 0.214, SLG: 0.083 (1, 9)	L3			G3		HBP 1B	BB				3	1	0	0	2	0	0
Jim Thome, L OBP: 0.429, SLG: 0.364 (1, 3)		K			G3 2B	1B			P5		4	0	1	0	0	2	3
Pat Burrell, R OBP: 0.500, SLG: 0.917 (1, 7)		K			P5	HBP 1B			K		5	0	1	2	0	3	1
Kenny Lofton, L OBP: 0.385, SLG: 0.545 (1, 8)			L4		G3	K			G4-3		4	0	0	0	0	1	3
David Bell, R OBP: 0.231, SLG: 0.231 (1, 5)				L9		G6-3			F7		4	1	1	0	0	0	1
Mike Lieberthal, R OBP: 0.273, SLG: 0.273 (1, 2)				K					F9		4	0	1	0	0	1	1
Randy Wolf, L (1, 1) Jose Offerman, S (6, PH) 63 Ryan Madson, L (7, 1) 26 Chase Utley, L (7, PH) Tim Worrell, R (8, 1) Billy Wagner, L (9, 1) Tomas Perez, S (9, PH) Rheal Cormier, L (10, 1)				G1-3					G3-1		1	0	0	0	0	0	0


Inning Stats	R: 0	H: 0	E: 0	K: 0	S: 5	R: 0	H: 0	E: 0	K: 2	S: 8	R: 0	H: 0	E: 0	K: 1	S: 12	R: 0	H: 0	E: 0	K: 0	S: 7	R: 0	H: 1	E: 0	K: 0	S: 7	R: 3	H: 2	E: 1	K: 1	S: 15	R: 1	H: 2	E: 0	K: 0	S: 10	R: 0	H: 0	E: 0	K: 1	S: 5	R: 0	H: 1	E: 0	K: 2	S: 12	R: 0	H: 0	E: 0	K: 2	S: 15	R: 0	H: 1	E: 0	K: 0	S: 8	R: 0	H: 0	E: 0	K: 2	S: 12	R: 0	H: 0	E: 0	K: 2	S: 15
1B: 5	SF: 0	2B: 1	SAC: 1	3B: 0	DP: 0	HR: 0	HBP: 1	WP: 0	PA: 41	FB: 0	SB: 0	CS: 0																																																					

PITCHER	IP	WLS	BF	H	R	ER	SO	BB	IBB	HBP	BLK	WP	HR	S	P	ERA	WHIP
Esteban Loaiza, R (1, 1) ERA: 5.4	6.2		29	5	4	4	4	3	0	1	0	0	0	63	104	5.40	1.200
Joe Horgan, L (7, 1) ERA:	0.1		2	0	0	0	0	1	0	0	0	0	0	1	5	0.00	3.000
Luis Ayala, R (8, 1) ERA:	1.0		3	0	0	0	1	0	0	0	0	0	0	5	9	0.00	0.000
32 Chad Cordero, R (9, 1) ERA:	2.0	W	7	1	0	0	2	0	0	0	0	0	0	20	28	0.00	0.500

Washington Nationals @ Philadelphia Phillies
Citizens Bank Park, Philadelphia, PA
 Thu Apr 07 2005, 1:05 PM EDT
 Att. 21,693 - Partly Cloudy - 71 F

livebaseballscorecards.com

AB	35
R	4
H	6
RBI	3
BB	4
SO	7
LOB	13



Batter	1	2	3	4	5	6	7	8	9	AB	R	H	RBI	BB	SO	LOB
22 David Eckstein, R OBP: 0.556, SLG: 0.500 (1, 6)	3-2 G5-3 ①		2-1 F8 ②			1-1 P6 ②		2-2 DI 1B		4	0	1	0	0	0	0
Larry Walker, L OBP: 0.389, SLG: 0.588 Bill Pulsipher, L (1, 9) (9, 1)	1-0 5 1B 2B		3-2 P2 ③			1-0 F8 ③		2-2 G3-1 ③		4	1	1	0	0	0	1
5 Albert Pujols, R OBP: 0.333, SLG: 0.250 (1, 3)	3-1 27 S 1B 2-H			0-0 G5-3 ①			2-0 F8 ①		4-2 15 2B E BB	3	1	1	1	1	0	0
27 Scott Rolen, R OBP: 0.176, SLG: 0.188 Abraham Nunez, S (1, 5) (9, PH)	2-3 K ②		1-1 G4-3 ②			0-0 F8 ②		0-1 15 2B G4-3	3	0	0	0	0	0	1	1
15 Jim Edmonds, L OBP: 0.333, SLG: 0.583 (1, 8)	1-0 F8 ③		2-3 K ③			2-2 HBP 1B		0-0 G4-3 2B 1-3 2-H	4	1	2	1	0	1	1	
Mark Grudzielanek, R OBP: 0.333, SLG: 0.286 (1, 4)		1-0 G4-3 ①		2-2 G5-3 ①		1-2 HBP		1-1 G4-3 ①	3	0	0	1	0	0	1	
Reggie Sanders, R OBP: 0.333, SLG: 0.786 (1, 7)		0-1 F8 ②		1-0 P6 ②		1-0 F7 ③		0-3 K ②	4	0	0	0	0	1	3	
Einar Diaz, R OBP: 0.500, SLG: 0.750 (1, 2)		1-1 G1-3 ③		1-2 F7 ③				0-1 P5-3 1B ③	4	0	2	1	0	0	0	
Jeff Suppan, R Cal Eldred, R 34 Randy Flores, L Roger Cedeno, S (1, 1) (5, 1) (6, 1) (8, PH) (9, 9)			3-1 F8 ①			0-0 G6-3 ①		0-0 P5-3 1B ②	1	0	0	0	0	0	0	
								2-2 G4-3 ③	2	0	0	0	0	0	0	
									3-H	1	0	0	0	0	0	
										2	0	0	0	0	2	

Inning Stats	R: 1	H: 2	E: 0	K: 1	S: 16	H: 2	LOB: 1	BB: 0	P: 26	R: 0	H: 0	E: 0	K: 0	S: 5	H: 0	LOB: 0	BB: 0	P: 7	R: 0	H: 0	E: 0	K: 0	S: 7	H: 0	LOB: 0	BB: 0	P: 15	R: 0	H: 0	E: 0	K: 1	S: 7	H: 0	LOB: 0	BB: 0	P: 10	R: 0	H: 0	E: 0	K: 0	S: 7	H: 0	LOB: 0	BB: 0	P: 11	R: 0	H: 0	E: 0	K: 0	S: 4	H: 0	LOB: 0	BB: 0	P: 6	R: 0	H: 1	E: 0	K: 0	S: 10	H: 1	LOB: 2	BB: 0	P: 16	R: 0	H: 2	E: 0	K: 0	S: 11	H: 2	LOB: 1	BB: 0	P: 15	R: 3	H: 2	E: 1	K: 1	S: 16	H: 2	LOB: 1	BB: 1	P: 24	1B: 4	SF: 0	2B: 4	SAC: 0	3B: 0	DP: 1	HR: 0	HBP: 1	WP: 0	PA: 36
PITCHER	IP	WLS	BF	H	R	ER	SO	BB	IBB	HBP	BLK	WP	HR	S	P	ERA	WHIP																																																																										
Gavin Floyd, R ERA: 1.29 (1, 1)	7.0	W	25	3	1	1	2	0	0	1	0	0	0	56	91	1.29	0.429																																																																										
Tim Worrell, R ERA: 13.5 (8, 1)	1.0		4	2	0	0	0	0	0	0	0	0	0	11	15	0.00	2.000																																																																										
Pedro Liriano, R ERA: 9.0 (9, 1)	1.0		7	2	3	1	1	1	0	0	0	0	0	16	24	9.00	3.000																																																																										

BOTTOM

Philadelphia Phillies @ St. Louis Cardinals
Busch Stadium, St. Louis, MO

Sat Apr 09 2005, 1:15 PM CDT
Att: 39,242 - Sunny - 73 F

livebaseballscores.com

AB	34
R	4
H	7
RBI	4
BB	1
SO	3
LOB	10



Batter	1	2	3	4	5	6	7	8	9	AB	R	H	RBI	BB	SO	LOB
22 David Eckstein, R OBP: 0.476, SLG: 0.412 Julian Tavarez, L (7, 1) So Taguchi, R OBP: 0.500, SLG: 2.000 (8, 9)	0-1 G5-3 ①			1-1 G6-3 ①		1-2 G4-3 ③		1-0 HR		3	0	0	0	0	0	1
Larry Walker, L OBP: 0.333, SLG: 0.500 Bill Pulsipher, L (8, 1) 44 Jason Istringhausen, R (8, PH) John Mabry, L OBP: 1.000, SLG: 1.000 Einar Diaz, R OBP: 0.650, SLG: 0.750 Cal Eldred, R (9, 1)	3-2 F8 ②			1-1 G4-3 ②			0-2 P4 ①	4-1 BB		3	0	0	0	0	0	0
5 Albert Pujols, R OBP: 0.318, SLG: 0.400 (1, 3)	0-1 L4 ③			0-1 F9 ③			0-1 HR	2-1 G5-3 ③		4	1	1	1	0	0	1
27 Scott Rolen, R OBP: 0.238, SLG: 0.250 (1, 5)			0-3 K ①		3-1 G3-6-4 1B		0-0 F8 ②		1-1 1B 1B	4	0	2	0	0	1	0
15 Jim Edmonds, L OBP: 0.278, SLG: 0.467 Reggie Sanders, R OBP: 0.313, SLG: 0.733 (9, PH)			1-1 F8 ②		1-1 L8 ①		0-2 G3 ③		0-2 F7 ①	3	0	0	0	0	0	1
Roger Cedeno, S OBP: 0.143, SLG: 0.167 (1, 7)			0-1 P6 ③		0-0 G3-6-4 1-2f				0-0 E3 HR	4	1	1	0	0	0	1
Abraham Nunez, S OBP: 0.167, SLG: 0.667 (1, 4)			1-2 F8 ①		0-3 K ①				0-0 HR 1-H	4	1	1	2	0	1	2
4 Yadier Molina, R (1, 2)			0-2 P4 ②		2-1 G5-3 ②				1-0 P4 ①	3	0	0	0	0	0	0
29 Chris Carpenter, R (1, 1) Al Reyes, R (4, 1) Ray King, L (6, 1) 7 Hector Luna, R (6, PH) (7, 6)			1-3 K ③		1-2 E6 ②				3-3 K ②	1	0	0	0	0	1	0

Inning Stats	R: 0	H: 0	E: 0	K: 0	S: 7	R: 0	H: 0	E: 0	K: 1	S: 7	R: 0	H: 0	E: 0	K: 1	S: 9	R: 0	H: 0	E: 0	K: 0	S: 6	R: 0	H: 1	E: 0	K: 0	S: 5	R: 0	H: 0	E: 1	K: 1	S: 11	R: 1	H: 1	E: 0	K: 0	S: 9	R: 3	H: 2	E: 1	K: 1	S: 11	R: 0	H: 2	E: 0	K: 0	S: 10	1B: 3	2B: 0	3B: 0	HR: 3	SF: 0	SAC: 0	DP: 2	HBP: 0	WP: 0	PB: 0	SB: 0	CS: 0	PA: 34
--------------	------	------	------	------	------	------	------	------	------	------	------	------	------	------	------	------	------	------	------	------	------	------	------	------	------	------	------	------	------	-------	------	------	------	------	------	------	------	------	------	-------	------	------	------	------	-------	-------	-------	-------	-------	-------	--------	-------	--------	-------	-------	-------	-------	--------

PITCHER	IP	WLS	BF	H	R	ER	SO	BB	IBB	HBP	BLK	WP	HR	S	P	ERA	WHIP
21 Jon Lieber, R ERA: 3.29 (1, 1)	8.0	W	30	4	4	2	4	1	0	0	0	0	3	65	92	2.25	0.625
Aaron Fultz, L ERA: (9, 1)	1.0		4	2	0	0	0	0	0	0	0	0	0	10	14	0.00	2.000

BOTTOM

Philadelphia Phillies @ St. Louis Cardinals
Busch Stadium, St. Louis, MO

Sun Apr 10 2005, 1:15 PM CDT
Att. 37,971 - Partly Cloudy - 77 F

livebaseballscorecards.com

AB	33
R	4
H	6
RBI	4
BB	1
SO	4
LOB	7



Batter	1	2	3	4	5	6	7	8	9	AB R H RBI BB SO LOB	TOP											
11 Jimmy Rollins, S OBP: 0.412, SLG: 0.286 (1, 6)	0-1 L4	1-1 1B		2-1 E7 1B		2-0 F7		4-0 IBB		4 0 2 1 1 0 1												
Placido Polanco, R OBP: 0.300, SLG: 0.222 (1, 4)	3-2 G6-3	1-1 P3		0-0 P3		2-0 G6-3		0-3 K		5 0 0 0 0 1 7												
Bobby Abreu, L OBP: 0.371, SLG: 0.531 (1, 9)	3-2 S HR HBP		3-2		3-2 G4-3		2-1 F8 SF9 2B		1-0 E3	4 2 2 0 0 0 0												
Pat Burrell, R OBP: 0.471, SLG: 0.966 (1, 7)	1-0 1-H HR		2-3 K		4-2 BB BB		3-1 F8		0-0 P6	4 1 1 2 1 1 3												
Jim Thome, L OBP: 0.424, SLG: 0.360 (1, 3)	0-1 L7		2-3 K		3-2 P5		1-2 SF9		1-3 K	4 0 0 1 0 2 3												
David Bell, R OBP: 0.303, SLG: 0.267 (1, 5)			1-3 K		4-2 BB		3-2 G5-3		1-2 G4-3	4 0 0 0 1 2 2												
Jason Michaels, R OBP: 0.636, SLG: 0.500 (1, 8)				4-0 39 FC1-5 1B BB		4-1 FC4-6 BB		4-1 63 SH5-4 BB		1 0 0 0 3 0 2												
Mike Lieberthal, R OBP: 0.417, SLG: 0.409 (1, 2)			2-2 11 1B 39 FC1-5 1B		2-2 1-2f FC4-6 39 SH3-4 11 E		1-1 39 G4-3 1B		0-1 P6	4 1 2 0 0 0 2												
39 Brett Myers, R (1, 1)			2-1 FC1-5		1-1 SH3-4		2-2 G4-3		0-2 SH5-4	2 0 0 0 0 0 3												
63 Ryan Madson, L (6, 1)										0 0 0 0 0 0 0												
Rheal Cormier, L (8, 1)										0 0 0 0 0 0 0												
Tim Worrell, R (8, 1)										0 0 0 0 0 0 0												
Billy Wagner, L (9, 1)										0 0 0 0 0 0 0												
Inning Stats	R: 2 E: 0 K: 0 S: 10	H: 1 LOB: 0 BB: 0 P: 17	R: 0 E: 0 K: 1 S: 12	H: 2 LOB: 3 BB: 1 P: 23	R: 0 E: 0 K: 3 S: 16	H: 1 LOB: 1 BB: 0 P: 26	R: 1 E: 1 K: 0 S: 9	H: 1 LOB: 1 BB: 1 P: 18	R: 0 E: 0 K: 0 S: 15	H: 0 LOB: 2 BB: 2 P: 30	R: 0 E: 0 K: 0 S: 8	H: 1 LOB: 1 BB: 0 P: 15	R: 1 E: 0 K: 0 S: 11	H: 1 LOB: 0 BB: 0 P: 20	R: 0 E: 0 K: 1 S: 10	H: 0 LOB: 2 BB: 2 P: 18	R: 0 E: 1 K: 1 S: 8	H: 0 LOB: 1 BB: 0 P: 11	1B: 5 2B: 1 3B: 0 HR: 1	SF: 1 SAC: 2 DP: 0 HBP: 1	WP: 0 PB: 0 SB: 3 CS: 0	PA: 42
PITCHER	IP WLS BF H R ER SO BB IBB HBP BLK WP HR S P ERA WHIP																					
Al Leiter, L (1, 1) ERA: 3.38	5.0 L 25 5 3 3 4 4 0 1 0 0 1 62 114 5.40 1.800																					
40 Nate Bump, R (6, 1) ERA: 1.93	1.0 4 1 0 0 0 0 0 0 0 0 0 8 15 0.00 1.000																					
Matt Perisho, L (7, 1) ERA: 5.4	1.0 4 1 1 1 0 0 0 0 0 0 0 11 20 9.00 1.000																					
Antonio Alfonseca, R (8, 1) ERA: 2.7	1.0 5 0 0 0 1 1 1 0 0 0 0 10 18 0.00 1.000																					
Guillermo Mota, R (9, 1) ERA:	1.0 4 0 0 0 1 0 0 0 0 0 0 8 11 0.00 0.000																					

Philadelphia Phillies @ Florida Marlins
Dolphin Stadium, Miami, FL
Mon Apr 11 2005, 7:05 PM EDT
Att. 11,416 - Partly Cloudy - 75 F

livebaseballscorecards.com

AB	32
R	4
H	7
RBI	4
BB	6
SO	6
LOB	23



Batter	1	2	3	4	5	6	7	8	9	AB	R	H	RBI	BB	SO	LOB
Juan Pierre, L OBP: 0.364, SLG: 0.321 (1, 8)	2-1 G4-3		1-2 G6-3		0-1 G5-3			2-2 1B	1-2 G4-3	5	0	1	0	0	0	2
Luis Castillo, S OBP: 0.269, SLG: 0.095 Damion Easley, R OBP: 0.250, SLG: 0.375 (8, PH) (9, 4)	1-3 K		0-1 G1-3			2-2 G1-3		2-1 L6		3	0	0	0	0	1	0
Miguel Cabrera, R OBP: 0.313, SLG: 0.467 (1, 7)	3-2 L8		2-3 K			3-3 K		0-1 SAFE	0-1 1-2	4	0	1	0	0	2	0
Carlos Delgado, L OBP: 0.500, SLG: 0.654 (1, 3)		3-1 E		0-1 2B		2-2 BB		2-1 F7		3	1	2	0	0	0	2
Mike Lowell, R OBP: 0.267, SLG: 0.321 (1, 5)		0-3 K		1-0 P3		4-1 HBP		0-0 P3		3	0	0	0	1	1	4
Paul Lo Duca, R OBP: 0.357, SLG: 0.370 (1, 2)		3-2 F8		2-3 K		1-1 P4			2-2 L6	4	0	0	0	0	1	4
Juan Encarnacion, R OBP: 0.387, SLG: 0.538 (1, 9)		1-1 E7		1-3 K			2-3 K		4-2 E	3	0	0	0	1	2	1
Alex Gonzalez, R OBP: 0.357, SLG: 0.444 (1, 6)		1-2 1B		1-2 G4-3			1-0 F7		0-3 K	4	0	1	0	0	1	1
AI Leiter, L Chris Aguila, R 40 Nate Bump, L Matt Perisho, L Lenny Harris, L Antonio Alfonseca, R Guillermo Mota, R Jeff Conine, R (1, 1) (5, PH) (6, 1) (7, 1) (7, PH) (8, 1) (9, 1) (9, PH)		0-3 K		3-3 K			2-1 P4		0-2 E5	1	0	0	0	0	1	2

Inning Stats	R: 0	H: 0	E: 0	K: 12	S: 12	H: 0	LOB: 0	BB: 0	P: 18	R: 1	H: 2	E: 1	K: 2	S: 17	H: 0	LOB: 0	BB: 0	P: 11	R: 0	H: 1	E: 0	K: 2	S: 11	H: 0	LOB: 0	BB: 0	P: 12	R: 0	H: 0	E: 0	K: 14	S: 14	H: 0	LOB: 2	BB: 1	P: 26	R: 0	H: 0	E: 0	K: 7	S: 7	H: 0	LOB: 0	BB: 0	P: 12	R: 0	H: 2	E: 0	K: 10	S: 10	H: 2	LOB: 2	BB: 0	P: 16	R: 0	H: 0	E: 1	K: 15	S: 15	H: 0	LOB: 2	BB: 1	P: 22	1B: 3	SF: 0	2B: 2	SAC: 0	3B: 0	DP: 0	HR: 0	HBP: 1	WP: 0	PA: 37
--------------	------	------	------	-------	-------	------	--------	-------	-------	------	------	------	------	-------	------	--------	-------	-------	------	------	------	------	-------	------	--------	-------	-------	------	------	------	-------	-------	------	--------	-------	-------	------	------	------	------	------	------	--------	-------	-------	------	------	------	-------	-------	------	--------	-------	-------	------	------	------	-------	-------	------	--------	-------	-------	-------	-------	-------	--------	-------	-------	-------	--------	-------	--------

PITCHER	IP	WLS	BF	H	R	ER	SO	BB	IBB	HBP	BLK	WP	HR	S	P	ERA	WHIP
39 Brett Myers, R ERA: 0.73 (1, 1)	5.2	W	23	3	1	0	8	1	0	1	0	0	0	68	104	0.00	0.706
63 Ryan Madson, R ERA: 5.4 (6, 1)	1.2	H	7	2	0	0	1	0	0	0	0	0	0	16	26	0.00	1.200
Rheal Cormier, L ERA: 7.71 (8, 1)	0.1	H	1	0	0	0	0	0	0	0	0	0	0	2	4	0.00	0.000
Tim Worrell, R ERA: 12.27 (8, 1)	0.1	H	1	0	0	0	0	0	0	0	0	0	0	1	1	0.00	0.000
Billy Wagner, L ERA: (9, 1)	1.0	S	5	0	0	0	1	1	0	0	0	0	0	15	22	0.00	1.000

BOTTOM

Philadelphia Phillies @ Florida Marlins
Dolphin Stadium, Miami, FL
Mon Apr 11 2005, 7:05 PM EDT
Att. 11,416 - Partly Cloudy - 75 F

livebaseballscores.com

AB	34
R	1
H	5
RBI	0
BB	2
SO	10
LOB	18



Batter	1	2	3	4	5	6	7	8	9	AB R H RBI BB SO LOB	TOP									
11 Jimmy Rollins, S OBP: 0.368, SLG: 0.250 (1, 6)	0-0 F7		1-1 G4-6-3			1-3 K			1-0 G4-3	4 0 0 0 0 1 1										
Kenny Lofton, L OBP: 0.423, SLG: 0.625 (1, 8)	1-2 G6-3			0-0 1B 2B		1-0 G4-3			3-2 1B 1B	4 1 2 0 0 0 0										
Bobby Abreu, L OBP: 0.385, SLG: 0.528 (1, 9)	1-2 F8			2-2 FC6-5 1B			2-1 G3		0-0 FC6-4 1B	4 0 2 1 0 0 0										
Jim Thome, L OBP: 0.432, SLG: 0.414 (1, 3)		0-0 G4-6-3 26 WP 1B		1-2 FC6-5 1B			3-2 2B		1-3 K	4 1 2 0 0 1 3										
Pat Burrell, R OBP: 0.447, SLG: 0.879 (1, 7)		3-2 G4-6-3 1B		0-0 G6-4-3			3-2 G1-3		0-0 FC6-4	4 0 1 0 0 0 4										
David Bell, R OBP: 0.278, SLG: 0.242 (1, 5)		0-1 G4-6-3			0-1 L5		0-1 G6-3			3 0 0 0 0 0 3										
26 Chase Utley, L OBP: 0.263, SLG: 0.444 (1, 4)		1-0 P4			1-2 G6-3			0-3 K		3 0 0 0 0 1 0										
Mike Lieberthal, R OBP: 0.370, SLG: 0.360 (1, 2)			0-0 F9		1-0 F7			1-2 G6-3		3 0 0 0 0 0 0										
Randy Wolf, L OBP: 0.333, SLG: 0.333 (1, 1)			3-2 G4-6-3 1B			0-0 P5		1-0 F7		2 0 1 0 0 0 0										
Terry Adams, R (7, 1)										0 0 0 0 0 0 0										
Jose Offerman, S (8, PH)										1 0 0 0 0 0 0										
Pedro Liriano, R (8, 1)										0 0 0 0 0 0 0										
Inning Stats	R: 0 E: 0 K: 0 S: 7	H: 0 LOB: 0 BB: 0 P: 9	R: 1 E: 0 K: 0 S: 9	H: 2 LOB: 0 BB: 0 P: 13	R: 0 E: 0 K: 0 S: 7	H: 1 LOB: 0 BB: 0 P: 11	R: 1 E: 1 K: 0 S: 8	H: 2 LOB: 0 BB: 0 P: 11	R: 0 E: 0 K: 1 S: 5	H: 0 LOB: 0 BB: 0 P: 7	R: 0 E: 0 K: 0 S: 12	H: 1 LOB: 1 BB: 0 P: 20	R: 0 E: 0 K: 1 S: 7	H: 0 LOB: 0 BB: 0 P: 9	R: 0 E: 0 K: 1 S: 10	H: 2 LOB: 2 BB: 0 P: 15	1B: 6 2B: 2 3B: 0 HR: 0	SF: 0 SAC: 0 DP: 3 HBP: 0	WP: 1 PB: 0 SB: 0 CS: 0	PA: 32
PITCHER A.J. Burnett, R (1, 1) ERA: 2.4	IP: 9.0 WLS: W BF: 32 H: 8 R: 2 ER: 2 SO: 3 BB: 0 IBB: 0 HBP: 0 BLK: 0 WP: 1 HR: 0 S: 71 P: 103 ERA: 2.00 WHIP: 0.889																			

Philadelphia Phillies @ Florida Marlins
Dolphin Stadium, Miami, FL
Tue Apr 12 2005, 7:05 PM EDT
Att. 15,129 - Partly Cloudy - 75 F

livebaseballscorecards.com

AB	32
R	2
H	8
RBI	1
BB	0
SO	3
LOB	11



Batter	1	2	3	4	5	6	7	8	9
Juan Pierre, L OBP: 0.368, SLG: 0.424 (1, 8)	1-1 G6-3		0-2 G3		0-2 SH1 G6-3 2B		0-1 G4-3	3-2 1-H 2-H 3B	
Luis Castillo, S OBP: 0.267, SLG: 0.160 (1, 4)	0-1 1B 2B			2-1 L8	0-0 SH1 2-3		2-1 G3	0-0 G6-3	
Miguel Cabrera, R OBP: 0.361, SLG: 0.576 (1, 7) Chris Aguilera, R (8, 7)	0-2 2-H 1B			4-2 HR BB	0-0 G6-3 3-H		2-1 HR		
Carlos Delgado, L OBP: 0.472, SLG: 0.600 (1, 3)	2-3 K			0-3 K	1-0 P4		3-1 1B		
Mike Lowell, R OBP: 0.294, SLG: 0.419 (1, 5)		0-0 P3		1-2 1-H HR		4-1 HR BB	1-2 G6-3		
Paul Lo Duca, R OBP: 0.406, SLG: 0.516 (1, 2)		0-1 L8		3-2 1B 1B		1-1 SAFE 1-H HR	2-1 HBP 3B 1B		
Juan Encarnacion, R OBP: 0.400, SLG: 0.517 (1, 9)		0-1 P6		2-2 HBP 1B		2-3 K	3-0 3B HBP		
Alex Gonzalez, R OBP: 0.345, SLG: 0.429 (1, 6) Damion Easley, R OBP: 0.273, SLG: 0.300 (4, PH) (5, 6)			0-0 B5-3	3-2 1-2 HBP		0-0 F7	2-1 P5		
A.J. Burnett, R OBP: 0.167, SLG: 0.500 (1, 1)			1-2 P4	1-3 K		2-3 K	0-3 K		

Inning Stats	R: 0 E: 0 K: 1 S: 13	H: 2 LOB: 1 BB: 0 P: 16	R: 0 E: 0 K: 0 S: 5	H: 0 LOB: 0 BB: 0 P: 5	R: 0 E: 0 K: 0 S: 8	H: 0 LOB: 0 BB: 0 P: 9	R: 2 E: 0 K: 2 S: 24	H: 3 LOB: 3 BB: 1 P: 40	R: 1 E: 0 K: 0 S: 8	H: 1 LOB: 0 BB: 0 P: 9	R: 2 E: 0 K: 2 S: 10	H: 1 LOB: 0 BB: 1 P: 19	R: 1 E: 0 K: 0 S: 11	H: 2 LOB: 1 BB: 0 P: 19	R: 2 E: 0 K: 1 S: 11	H: 2 LOB: 1 BB: 0 P: 21
--------------	-------------------------------	----------------------------------	------------------------------	---------------------------------	------------------------------	---------------------------------	-------------------------------	----------------------------------	------------------------------	---------------------------------	-------------------------------	----------------------------------	-------------------------------	----------------------------------	-------------------------------	----------------------------------

PITCHER	IP	WLS	BF	H	R	ER	SO	BB	IBB	HBP	BLK	WP	HR	S	P	ERA	WHIP
Randy Wolf, L ERA: 6.0 (1, 1)	6.0	L	27	7	5	5	5	2	0	1	0	0	2	68	98	7.50	1.500
Terry Adams, R ERA: 10.13 (7, 1)	1.0		5	2	1	1	0	0	0	0	0	0	1	11	19	9.00	2.000
Pedro Liriano, R ERA: 13.5 (8, 1)	1.0		6	2	2	2	1	0	0	1	0	0	0	11	21	18.00	2.000

AB R H RBI BB SO LOB

5	1	2	2	0	0	0
4	0	1	0	0	0	1
3	2	2	2	1	0	0
0	0	0	0	0	0	0
4	0	1	0	0	2	2
3	2	1	2	1	0	1
4	2	3	2	0	0	0
3	1	1	0	0	1	0
1	0	0	0	0	0	0
2	0	0	0	0	0	2
4	0	0	0	0	3	5

AB	33
R	8
H	11
RBI	8
BB	2
SO	6
LOB	11

WP	PA
0	38

Philadelphia Phillies @ Florida Marlins
Dolphin Stadium, Miami, FL
Tue Apr 12 2005, 7:05 PM EDT
Att. 15,129 - Partly Cloudy - 75 F

livebaseballscorecards.com



Batter	1	2	3	4	5	6	7	8	9	AB R H RBI BB SO LOB	TOP	
11 Jimmy Rollins, S (1, 6) OBP: 0.357, SLG: 0.250	0-0 G5-3			1-2 G4-3 G5-3 1B		1-1 G4-3			2-2 F8	4 0 1 0 0 0 0	Philadelphia Phillies @ Florida Marlins Dolphin Stadium, Miami, FL Wed Apr 13 2005, 1:05 PM EDT Att. 14,427 - Cloudy - 87 F	
Placido Polanco, R (1, 4) OBP: 0.292, SLG: 0.227	1-2 G6-3			0-1 G5-3			1-2 G1-3		1-2 G4-3 1B	4 0 1 0 0 0 1		
Bobby Abreu, L (1, 9) OBP: 0.349, SLG: 0.475	3-2 G6-3			3-2 G4-3			3-2 G4-3		1-0 G4-3	4 0 0 0 0 0 2		
Pat Burrell, R (1, 7) OBP: 0.429, SLG: 0.811			1-3 K				2-2 1B		2-1 F8	4 0 1 0 0 2 2		
Jim Thome, L (1, 3) OBP: 0.400, SLG: 0.375			0-3 K		0-3 K		1-3 K			3 0 0 0 0 3 1		
Jason Michaels, R (1, 8) OBP: 0.571, SLG: 0.400			1-0 G6-3		0-0 G6-3			4-1 BB		2 0 0 0 1 0 0		
David Bell, R (1, 5) OBP: 0.256, SLG: 0.222			2-3 K		1-1 G1-3			0-1 F8		3 0 0 0 0 1 1		
Mike Lieberthal, R (1, 2) OBP: 0.333, SLG: 0.321			1-0 G6-3		1-1 G3-1			1-1 L7		3 0 0 0 0 0 1		
Cory Lidle, R (8, PH) Jose Offerman, S (8, PH) Terry Adams, R (8, PH) Tomas Perez, S (8, PH) Rheal Cormier, L (8, PH) Tim Worrell, R (8, PH)			1-3 K		1-1 F7			1-0 G5-3		1 0 0 0 0 1 0 1 0 0 0 0 0 0 0 0 0 0 0 0 0 1 0 0 0 0 0 1 0 0 0 0 0 0 0 0 0 0 0 0 0 0		
Inning Stats	R: 0 H: 0 E: 0 LOB: 0 K: 0 BB: 0 S: 7 P: 11	R: 0 H: 0 E: 0 LOB: 0 K: 2 BB: 0 S: 8 P: 10	R: 0 H: 0 E: 0 LOB: 0 K: 2 BB: 0 S: 7 P: 11	R: 0 H: 1 E: 0 LOB: 1 K: 1 BB: 0 S: 14 P: 21	R: 0 H: 0 E: 0 LOB: 0 K: 1 BB: 0 S: 6 P: 7	R: 0 H: 0 E: 0 LOB: 0 K: 0 BB: 0 S: 5 P: 8	R: 0 H: 1 E: 0 LOB: 1 K: 1 BB: 0 S: 12 P: 19	R: 0 H: 0 E: 0 LOB: 1 K: 0 BB: 1 S: 6 P: 12	R: 0 H: 1 E: 0 LOB: 1 K: 0 BB: 0 S: 9 P: 15	1B: 3 SF: 0 2B: 0 SAC: 0 3B: 0 DP: 0 HR: 0 HBP: 0		WP: 0 PA: 31 PB: 0 SB: 0 CS: 0
PITCHER Dontrelle Willis, L (1, 1) ERA:	IP WLS BF H R ER SO BB IBB HBP BLK WP HR S P ERA WHIP											PITCHER IP WLS BF H R ER SO BB IBB HBP BLK WP HR S P ERA WHIP

livebaseballscorecards.com

AB	30
R	0
H	3
RBI	0
BB	1
SO	7
LOB	9



Batter	1	2	3	4	5	6	7	8	9
Juan Pierre, L OBP: 0.381, SLG: 0.432 (1, 8)	3-2 G1-3		1-2 G4-3		2-2 S 1B			2-2 1B SF9 1B	
Luis Castillo, S OBP: 0.294, SLG: 0.207 (1, 4)	1-0 E5 SF7 1B		1-2 L7		1-2 F8			2-1 1-3 1B	
Miguel Cabrera, R OBP: 0.325, SLG: 0.543 (1, 7) Chris Aguilá, R (9, 7)	0-1 SF7		0-1 F9		2-2 L8			0-1 SF9	
Carlos Delgado, L OBP: 0.450, SLG: 0.545 (1, 3)	3-H 3-2 G4-3			0-1 G4-3		2-1 FC6-4 HBP		0-0 F8	
Mike Lowell, R OBP: 0.263, SLG: 0.371 (1, 5)		0-1 F9		3-2 L5		2-2 FC6-4 G4-6-3		0-3 K	
Jeff Conine, R OBP: 0.300, SLG: 0.333 (1, 9) Juan Encarnacion, R (9, 9)		2-2 L8		3-2 1B 2B		1-1 G4-6-3			
Damion Easley, R OBP: 0.357, SLG: 0.462 (1, 6)		3-2 20 1B 2B		0-0 20 FC5-4 1B		2-2 G6-3			
20 Matt Treanor, R OBP: 0.400, SLG: 0.400 (1, 2)		2-2 FC5-4 1B		0-1 FC5-4		0-1 G5-3			
Dontrelle Willis, L OBP: 0.286, SLG: 0.286 (1, 1)		0-3 K		2-3 K		0-0 F7			

Inning Stats	R: 1	H: 1	E: 1	K: 0	S: 10	LOB: 0	BB: 0	P: 17	R: 1	H: 2	E: 0	K: 1	S: 15	LOB: 1	BB: 0	P: 22	R: 0	H: 0	E: 0	K: 0	S: 8	LOB: 0	BB: 0	P: 10	R: 1	H: 2	E: 0	K: 0	S: 12	LOB: 1	BB: 0	P: 18	R: 0	H: 1	E: 0	K: 1	S: 13	LOB: 1	BB: 0	P: 19	R: 0	H: 0	E: 0	K: 0	S: 7	LOB: 0	BB: 0	P: 12	R: 0	H: 0	E: 0	K: 0	S: 7	LOB: 0	BB: 0	P: 9	R: 1	H: 2	E: 0	K: 1	S: 14	LOB: 1	BB: 0	P: 18
--------------	------	------	------	------	-------	--------	-------	-------	------	------	------	------	-------	--------	-------	-------	------	------	------	------	------	--------	-------	-------	------	------	------	------	-------	--------	-------	-------	------	------	------	------	-------	--------	-------	-------	------	------	------	------	------	--------	-------	-------	------	------	------	------	------	--------	-------	------	------	------	------	------	-------	--------	-------	-------

										PITCHER										PITCHER										PITCHER																															
										IP	WLS	BF	H	R	ER	SO	BB	IBB	HBP	BLK	WP	HR	S	P	ERA	WHIP											IP	WLS	BF	H	R	ER	SO	BB	IBB	HBP	BLK	WP	HR	S	P	ERA	WHIP								
Cory Lidle, R ERA: 2.61 (1, 1)										5.0	L	21	6	3	2	2	0	0	0	0	0	0	58	86	3.60	1.200											5.0	L	21	6	3	2	2	0	0	0	0	0	0	0	0	0	0	0	0	0	0				
Terry Adams, R ERA: 5.79 (6, 1)										2.0		6	0	0	0	0	0	0	1	0	0	0	14	21	0.00	0.000											2.0		6	0	0	0	0	0	0	0	1	0	0	0	0	0	0	0	0	0	0	0			
Rheal Cormier, L ERA: 9.0 (8, 1)										0.2		4	2	1	1	0	0	0	0	0	0	0	9	13	13.50	3.000											0.2		4	2	1	1	0	0	0	0	0	0	0	0	0	0	0	0	0	0	0	0	0	0	
Tim Worrell, R ERA: 11.25 (8, 1)										0.1		1	0	0	0	1	0	0	0	0	0	0	5	5	0.00	0.000											0.1		1	0	0	0	1	0	0	0	0	0	0	0	0	0	0	0	0	0	0	0	0	0	0

BOTTOM

Philadelphia Phillies @ Florida Marlins
Dolphin Stadium, Miami, FL
Wed Apr 13 2005, 1:05 PM EDT
Att: 14,427 - Cloudy - 87 F

AB	29
R	4
H	8
RBI	4
BB	0
SO	3
LOB	8



1B:	6	SF:	2	WP:	0	PA:	32
2B:	2	SAC:	0	PB:	0		
3B:	0	DP:	1	SB:	1		
HR:	0	HBP:	1	CS:	0		

WP	HR	S	P	ERA	WHIP
0	0	0	0	0.00	0.000

Batter	1	2	3	4	5	6	7	8	9	AB R H RBI BB SO LOB	TOP											
Rafael Furcal, S (1, 6) OBP: 0.255, SLG: 0.444 Chris Reitsma, R (8, 1) Adam Bernero, R (9, 1)	4-1 WP BB	0-1 FC4-6 1-2f		0-1 10 2B 1B		0-2 HR		2-1 HR		4 4 3 2 1 0 1 0 0 0 0 0 0 0 0 0 0 0 0 0 0												
Marcus Giles, R (1, 4) OBP: 0.462, SLG: 0.333	4-1 WP BB	0-1 FC5-4 1-2f		4-2 10 2B BB		0-0 F9		2-1 F7		3 1 0 0 2 0 1												
10 Chipper Jones, S (1, 5) OBP: 0.467, SLG: 0.684 4 Pete Orr, L (9, 5) OBP: 0.324, SLG: 0.375	3-2 G3-1 1-2 2-3		4-2 FC5-4 BB	3-2 1-3 2B		3-1 L6			1-0 F8	4 0 1 1 1 0 2 0 0 0 0 0 0 0												
Andruw Jones, R (1, 8) OBP: 0.364, SLG: 0.444	1-3 K		1-1 FC5-4 HR	2-3 K			1-2 F7		2-3 K	5 1 0 0 0 3 5												
Johnny Estrada, S (1, 2) OBP: 0.296, SLG: 0.360	4-0 WP BB		1 SAFE 0-1 F7	0-0 G4-3			2-2 F9		1-2 G6-3	4 1 0 0 1 0 3												
Adam LaRoche, L (1, 3) OBP: 0.364, SLG: 0.448	4-1 2B BB		1-1 HR		3-1 G4-3		1-1 F9			3 2 1 2 1 0 0												
Brian Jordan, R (1, 7) OBP: 0.243, SLG: 0.294	0-1 2B		1-2 F8		0-0 F8			3-2 G5-3		4 0 1 3 0 0 0												
Raul Mondesi, R (1, 9) OBP: 0.200, SLG: 0.412		1-0 P4		3-2 HR	1-0 G1-3			0-0 HR		4 2 2 2 0 0 0												
Horacio Ramirez, L (1, 1) OBP: 0.200, SLG: 0.200 Jorge Sosa, R (6, 1) Wilson Betemit, S (8, PH) (8, 6)		3-2 FC4-6 1B		0-1 G6-3		0-1 G4-3		1-1 F7		3 0 1 0 0 0 0 0 0 0 0 0 0 0 1 0 0 0 0 0 0												
Inning Stats	R: 4 E: 0 K: 1 S: 11	H: 1 LOB: 1 BB: 4 P: 31	R: 0 E: 0 K: 0 S: 8	H: 1 LOB: 1 BB: 0 P: 12	R: 2 E: 0 K: 0 S: 11	H: 1 LOB: 0 BB: 1 P: 18	R: 2 E: 0 K: 1 S: 18	H: 3 LOB: 2 BB: 1 P: 30	R: 0 E: 0 K: 0 S: 4	H: 0 LOB: 0 BB: 0 P: 8	R: 1 E: 0 K: 0 S: 8	H: 1 LOB: 0 BB: 0 P: 11	R: 0 E: 0 K: 0 S: 9	H: 0 LOB: 0 BB: 0 P: 13	R: 2 E: 0 K: 0 S: 10	H: 2 LOB: 0 BB: 0 P: 18	R: 0 E: 0 K: 1 S: 7	H: 0 LOB: 0 BB: 0 P: 11	1B: 2 2B: 2 3B: 0 HR: 5	SF: 0 SAC: 0 DP: 0 HBP: 0	WP: 1 PB: 0 SB: 2 CS: 0	PA: 41
PITCHER	IP WLS BF H R ER SO BB IBB HBP BLK WP HR S P ERA WHIP																					
Gavin Floyd, R (1, 1) ERA: 7.84	3.1 L 19 5 8 8 1 5 0 0 0 0 1 2 37 71 21.60 3.000																					
Pedro Liriano, R (4, 1) ERA: 7.71	2.2 11 2 1 1 1 1 0 0 0 0 0 1 23 39 3.38 1.125																					
Aaron Fultz, L (7, 1) ERA: 4.5	2.0 8 2 2 2 0 0 0 0 0 0 0 2 19 31 9.00 1.000																					
Billy Wagner, L (9, 1) ERA:	1.0 3 0 0 0 0 1 0 0 0 0 0 0 7 11 0.00 0.000																					

Atlanta Braves @ Philadelphia Phillies
Citizens Bank Park, Philadelphia, PA

Fri Apr 15 2005, 7:05 PM EDT
Att. 31,408 - Clear - 55 F

AB	35
R	11
H	9
RBI	10
BB	6
SO	3
LOB	12



Batter	1	2	3	4	5	6	7	8	9	AB	R	H	RBI	BB	SO	LOB
11 Jimmy Rollins, S OBP: 0.383, SLG: 0.341 Billy Wagner, L (1, 6) (9, 1)	2-2 E1 1B	2-1 1B		2-0 L3		1-1 3B		2-3 K		5	0	3	2	0	1	1
Placido Polanco, R OBP: 0.310, SLG: 0.200 (1, 4)	4-2 BB 1B 2B BB	1-2 L1			0-2 L6	4-1 BB			3-1 P4	3	1	0	0	2	0	1
Bobby Abreu, L OBP: 0.354, SLG: 0.467 (1, 9)	1-0 BB 1-2 2-H 2B 1B		1-1 F7		1-2 1B	1-2 F7			1-3 K	5	1	2	0	0	1	2
Pat Burrell, R OBP: 0.447, SLG: 0.780 (1, 7)	4-2 2B BB 1-2 2-3		1-0 1B		2-2 F8		1-2 F8		2-1 1B E 1B	4	0	2	0	1	0	1
Jim Thome, L OBP: 0.400, SLG: 0.389 (1, 3)	0-0 2B		0-0 P5		3-2 G6-3		4-2 G1 BB		2-1 E6 1B	4	0	1	2	1	0	3
Jason Michaels, R OBP: 0.526, SLG: 0.357 (1, 8)	3-2 P6		0-0 G6-3			4-1 1B 11 3B BB	2-0 G1		0-1 1B	4	1	1	0	1	0	4
David Bell, R OBP: 0.250, SLG: 0.200 (1, 5)	0-0 F9			4-1 SH3 BB		3-1 F7	1-1 G6-3		2-3 K	4	0	0	0	1	1	7
Mike Lieberthal, R OBP: 0.294, SLG: 0.281 (1, 2)		3-1 L7		2-1 F8		0-1 F8		2-3 K		4	0	0	0	0	1	2
Gavin Floyd, R OBP: 0.260, SLG: 0.200 Pedro Lirio, R (4, 1) Jose Offerman, S OBP: 0.429, SLG: 0.200 Aaron Fultz, L (7, 1) Tomas Perez, S OBP: 0.250, SLG: 0.250 (8, PH) (9, 8)		0-3 K		1-0 SH3		1-0 1B 11 3B		1-2 G5-3		1	0	0	0	0	1	0

Inning Stats	R: 2	H: 3	E: 1	K: 0	S: 16	H: 3	LOB: 2	BB: 2	P: 30	R: 0	H: 1	E: 0	K: 1	S: 10	H: 1	LOB: 1	BB: 0	P: 16	R: 0	H: 1	E: 0	K: 0	S: 5	R: 0	H: 1	E: 0	K: 0	S: 18	R: 2	H: 2	E: 0	K: 0	S: 12	R: 0	H: 0	E: 0	K: 0	S: 10	R: 0	H: 0	E: 0	K: 2	S: 11	R: 0	H: 2	E: 1	K: 2	S: 14	1B: 8	2B: 1	3B: 1	SF: 0	SAC: 1	DP: 0	HBP: 0	WP: 0	PB: 0	SB: 1	CS: 0	PA: 43
--------------	------	------	------	------	-------	------	--------	-------	-------	------	------	------	------	-------	------	--------	-------	-------	------	------	------	------	------	------	------	------	------	-------	------	------	------	------	-------	------	------	------	------	-------	------	------	------	------	-------	------	------	------	------	-------	-------	-------	-------	-------	--------	-------	--------	-------	-------	-------	-------	--------

PITCHER	IP	WLS	BF	H	R	ER	SO	BB	IBB	HBP	BLK	WP	HR	S	P	ERA	WHIP
Horacio Ramirez, L ERA: 4.5 (1, 1)	5.1		25	6	3	3	1	4	0	0	0	0	0	57	101	5.06	1.875
Jorge Sosa, R ERA: 2.57 (6, 1)	1.2		9	2	1	1	0	2	0	0	0	0	0	19	34	5.40	2.400
Chris Reitsma, R ERA: 1.8 (8, 1)	1.0		3	0	0	0	2	0	0	0	0	0	0	11	16	0.00	0.000
Adam Bernero, R ERA: 3.38 (9, 1)	1.0		6	2	0	0	2	0	0	0	0	0	0	14	24	0.00	2.000

BOTTOM

Atlanta Braves @ Philadelphia Phillies
Citizens Bank Park, Philadelphia, PA

Fri Apr 15 2005, 7:05 PM EDT
Att. 31,408 - Clear - 55 F

livebaseballscorecards.com

AB	36
R	4
H	10
RBI	4
BB	6
SO	5
LOB	21



Batter	1	2	3	4	5	6	7	8	9	AB R H RBI BB SO LOB	TOP											
Rafael Furcal, S (1, 6) OBP: 0.255, SLG: 0.429	0-0 B3			0-1 P6		0-0 10 CS 1B		0-1 G3-1		4 0 1 0 0 0 0												
Marcus Giles, R (1, 4) OBP: 0.353, SLG: 0.231	1-0 G4-3			0-0 G1-3		0-3 K		0-0 F9		4 0 0 0 0 1 1												
10 Chipper Jones, S (1, 5) OBP: 0.469, SLG: 0.690	2-1 F7			2-2 G5-3		3-2 1-2 2B		3-2 WP 1B 1B		4 0 2 0 0 0 0												
Andruw Jones, R (1, 8) OBP: 0.333, SLG: 0.400			0-1 G5-3		2-2 G4-3	0-1 G6-3		2-2 F7		4 0 0 0 0 0 2												
Johnny Estrada, S (1, 2) OBP: 0.290, SLG: 0.379			3-2 F9		0-0 G3 1B 2B		0-1 F7		1-1 F8	4 1 1 0 0 0 1												
Adam LaRoche, L (1, 3) OBP: 0.361, SLG: 0.438			0-3 K		0-0 G3		1-0 1B		0-2 1-2 1B	3 0 1 0 0 1 1 1 0 1 0 0 0 0 0 0 0 0 0 0 0												
Julio Franco, R (9, PH) OBP: 0.429, SLG: 0.500					2-3																	
Wilson Betemit, S (9, PR)																						
Brian Jordan, R (1, 7) OBP: 0.244, SLG: 0.289			2-0 F8		0-0 1B 1B		1-0 L8		2-2 L4	4 0 1 1 0 0 3												
Raul Mondesi, R (1, 9) OBP: 0.237, SLG: 0.432			0-0 29 CS 1B		1-0 1-2 1B		0-2 G4-3		1-2 2-3	3 0 2 0 0 0 1												
29 John Smoltz, R (1, 1)			0-2 G6-3		1-1 G6-3				1-1 F8	2 0 0 0 0 0 3 1 0 0 0 0 0 0 0 0 0 0 0 0 0												
4 Pete Orr, L (8, PH) OBP: 0.314, SLG: 0.364																						
Chris Reitsma, R (8, 1)																						
Inning Stats	R: 0 E: 0 K: 0 S: 4	H: 0 LOB: 0 BB: 0 P: 7	R: 0 E: 0 K: 1 S: 9	H: 0 LOB: 0 BB: 0 P: 12	R: 0 E: 0 K: 0 S: 5	H: 1 LOB: 0 BB: 0 P: 7	R: 0 E: 0 K: 0 S: 6	H: 0 LOB: 0 BB: 0 P: 8	R: 1 E: 0 K: 0 S: 9	H: 3 LOB: 2 BB: 0 P: 13	R: 0 E: 0 K: 1 S: 10	H: 2 LOB: 1 BB: 0 P: 13	R: 0 E: 0 K: 0 S: 7	H: 1 LOB: 1 BB: 0 P: 9	R: 0 E: 0 K: 0 S: 5	H: 0 LOB: 0 BB: 0 P: 6	R: 0 E: 0 K: 0 S: 16	H: 2 LOB: 2 BB: 0 P: 24	1B: 7 2B: 2 3B: 0 HR: 0	SF: 0 SAC: 0 DP: 0 HBP: 0	WP: 1 PB: 0 SB: 0 CS: 2	PA: 34
PITCHER	IP WLS BF H R ER SO BB IBB HBP BLK WP HR S P ERA WHIP																					
21 Jon Lieber, R (1, 1) ERA: 2.49	8.0 W 29 7 1 1 2 0 0 0 0 0 0 0 55 75 1.12 0.875																					
Billy Wagner, L (9, 1) ERA:	1.0 S 5 2 0 0 0 0 0 0 0 0 1 0 16 24 0.00 2.000																					

Atlanta Braves @ Philadelphia Phillies
Citizens Bank Park, Philadelphia, PA

Sat Apr 16 2005, 4:05 PM EDT
Att. 36,820 - Sunny - 59 F

AB	34
R	1
H	9
RBI	1
BB	0
SO	2
LOB	12



Batter	1	2	3	4	5	6	7	8	9	10	AB	R	H	RBI	BB	SO	LOB
11 Jimmy Rollins, S OBP: 0.375, SLG: 0.400 (1, 6)	F8		FC5-4			F7		G5-3		1B	5	0	1	0	0	0	1
Placido Polanco, R OBP: 0.324, SLG: 0.233 (1, 4)	G5-3			G1-3		1B		G5-3	1B	1B	5	0	2	1	0	0	0
Bobby Abreu, L OBP: 0.339, SLG: 0.423 (1, 9)	G4-3			G4-3		F7		26 FC5 WP	1B		4	0	1	0	0	0	1
Pat Burrell, R OBP: 0.400, SLG: 0.667 (1, 7)		P3		BB				F8			3	0	0	0	1	0	1
Jim Thome, L OBP: 0.377, SLG: 0.333 (1, 3)		P5		G3				F8		1B	3	0	0	0	1	0	1
Jason Michaels, R OBP: 0.500, SLG: 0.412 (1, 8)											3	0	1	0	0	1	0
26 Chase Utley, L OBP: 0.304, SLG: 0.500 (9, PH)											1	0	0	0	0	0	2
63 Ryan Madson, L OBP: 0.250, SLG: 0.250 (10, 1)											0	0	0	0	0	0	0
David Bell, R OBP: 0.255, SLG: 0.196 (1, 5)											3	0	1	0	1	0	1
Tomas Perez, S OBP: 0.250, SLG: 0.250 (10, PR)											0	1	0	0	0	0	0
Mike Lieberthal, R OBP: 0.289, SLG: 0.257 (1, 2)											3	1	0	0	1	0	1
39 Brett Myers, R OBP: 0.375, SLG: 0.167 (8, PH)											1	0	0	0	1	0	0
Billy Wagner, L OBP: 0.467, SLG: 0.630 (10, 8)											1	0	0	0	0	0	0
Kenny Lofton, L OBP: 0.467, SLG: 0.630 (10, 8)											0	0	0	0	0	0	0

Inning Stats	R: 0	H: 0	R: 0	H: 0	R: 0	H: 1	R: 0	H: 0	R: 0	H: 1	R: 0	H: 0	R: 0	H: 1	R: 0	H: 0	R: 2	H: 2	1B: 5	SF: 0
	E: 0	LOB: 0	E: 0	LOB: 0	E: 0	LOB: 1	E: 0	LOB: 0	E: 0	LOB: 1	E: 0	LOB: 0	E: 0	LOB: 1	E: 0	LOB: 2	E: 1	LOB: 3	2B: 1	SAC: 1
	K: 0	BB: 0	K: 1	BB: 0	K: 0	BB: 1	K: 0	BB: 0	K: 0	BB: 0	K: 0	BB: 0	K: 0	BB: 0	K: 0	BB: 1	K: 0	BB: 2	3B: 0	DP: 1
	S: 6	P: 9	S: 5	P: 13	S: 6	P: 14	S: 6	P: 12	S: 5	P: 10	S: 14	P: 16	S: 10	P: 16	S: 5	P: 10	S: 11	P: 21	HR: 0	HBP: 0

PITCHER	IP	WLS	BF	H	R	ER	SO	BB	IBB	HBP	BLK	WP	HR	S	P	ERA	WHIP
Mike Hampton, L ERA: 0.82 (1, 1)	8.0		28	3	0	0	1	2	0	0	0	0	0	57	100	0.00	0.625
Dan Kolb, R ERA: 10.8 (9, 1)	1.0	L	9	2	2	2	0	2	1	0	0	1	0	17	37	18.00	4.000
Kevin Gryboski, R ERA: 2.45 (10, 1)	0.0		1	1	0	0	0	0	0	0	0	0	0	2	4	∞	∞

BOTTOM

Atlanta Braves @ Philadelphia Phillies
Citizens Bank Park, Philadelphia, PA

Sun Apr 17 2005, 8:05 PM EDT
Att. 32,008 - Partly Cloudy - 69 F

livebaseballscorecards.com

AB	32
R	2
H	6
RBI	1
BB	5
SO	1
LOB	8



WP: 1	PA: 38
PB: 0	
SB: 0	
CS: 0	

Batter	1	2	3	4	5	6	7	8	9	AB R H RBI BB SO LOB	TOP			
7 José Reyes, S OBP: 0.276, SLG: 0.397 (1, 6) B X	1-0 F8 ①			1-0 G6-3 ①		1-2 G4-6-3 ② 1-2f			0-2 1B 1B	4 1 1 0 0 0 1				
Kazuo Matsui, S OBP: 0.289, SLG: 0.378 (1, 4) B X	2-0 F8 ②			2-1 1B		1-2 P4 ③			0-1 1B 1B	4 1 2 0 0 0 0				
15 Carlos Beltrán, S OBP: 0.357, SLG: 0.431 (1, 8) C F F C C X B X	1-2 F9 ③			0-0 F9 ②			0-3 K ①		0-2 HR 1B	4 1 1 1 0 1 1				
31 Mike Piazza, R OBP: 0.302, SLG: 0.410 (1, 2) B X		1-0 G4-6-3 1B		1-0 L6 ③			0-2 1B		1-3 1B	4 0 2 0 0 1 3				
Cliff Floyd, L OBP: 0.371, SLG: 0.594 (1, 7) B S B S X B X		2-2 G4-6-3 1-2f		0-3 K ①		0-0 F7 ②		3-0 HR		4 1 1 3 0 1 2				
5 David Wright, R OBP: 0.313, SLG: 0.390 (1, 5) C X		0-1 G6-3 ③		3-1 1B		1-3 K ③		1-3 K ②		4 0 1 0 0 2 1				
Doug Mientkiewicz, L OBP: 0.320, SLG: 0.356 (1, 3) B C C C X B X			3-2 F8 ①	3-2 F7 ② SAFE			0-0 G4-3 ①		2-1 G4-3 ③	4 0 0 0 0 0 1				
Victor Diaz, R OBP: 0.432, SLG: 0.516 (1, 9) B S S S X B X			2-3 K ②	2-2 F8 ③			2-2 F8-6-4 2B			3 0 1 0 0 1 1				
Kaz Ishii, L Chris Woodward, R OBP: 0.357, SLG: 0.385 Felix Heredia, L Mike Matthews, L Miguel Cairo, R OBP: 0.353, SLG: 0.400 Mike DeJean, R (1, 1) (8, PH) (6, 1) (6, 1) (8, PH) (8, 1)			1-3 K ③	2-1 G4-6-3 1B			0-0 F8-6-4 ② ③ 2-2			1 0 0 0 0 0 1 0 1 0 1 0 1 0 0 0 0 0 0 1 0 0 0 0 0 0 0 0				
Inning Stats	R: 0 E: 0 K: 0 S: 7 H: 0 LOB: 0 BB: 0 P: 11	R: 0 E: 0 K: 0 S: 6 H: 1 LOB: 0 BB: 0 P: 9	R: 0 E: 0 K: 2 S: 10 H: 0 LOB: 0 BB: 0 P: 16	R: 0 E: 0 K: 0 S: 5 H: 1 LOB: 1 BB: 0 P: 9	R: 0 E: 0 K: 1 S: 11 H: 1 LOB: 1 BB: 0 P: 19	R: 0 E: 0 K: 0 S: 8 H: 1 LOB: 0 BB: 0 P: 12	R: 0 E: 0 K: 2 S: 11 H: 1 LOB: 1 BB: 0 P: 12	R: 0 E: 0 K: 0 S: 5 H: 1 LOB: 0 BB: 0 P: 7	R: 4 E: 0 K: 2 S: 17 H: 4 LOB: 0 BB: 0 P: 24	1B: 8 2B: 2 3B: 0 HR: 1 SF: 0 SAC: 0 DP: 3 HBP: 0	WP: 0 PB: 0 SB: 0 CS: 0 PA: 34			
PITCHER Randy Wolf, L ERA: 4.95 Tim Worrell, R ERA: 10.8 (1, 1) (9, 1)	IP WLS BF H R ER SO BB IBB HBP BLK WP HR S P ERA WHIP	8.0 W 30 9 3 3 5 0 0 0 0 0 0 0 71 103 3.38 1.125	1.0 S 4 1 1 1 2 0 0 0 0 0 0 0 1 9 16 9.00 1.000											

New York Mets @ Philadelphia Phillies
Citizens Bank Park, Philadelphia, PA
Mon Apr 18 2005, 7:05 PM EDT
Att. 25,236 - Clear - 72 F

livebaseballscorecards.com

AB 34
R 4
H 10
RBI 4
BB 0
SO 7
LOB 11



Batter	1	2	3	4	5	6	7	8	9
11 Jimmy Rollins, S OBP: 0.361, SLG: 0.382	1-0 BB 1B	2-2 F7		0-0 G3-1		2-1 P3		3-3 K	
Placido Polanco, R OBP: 0.359, SLG: 0.219	4-0 1B SF8 BB	4-2 BB		1-0 G5-3		1-1 G5-3		4-2 BB BB	
Bobby Abreu, L OBP: 0.344, SLG: 0.400	4-0 1B BB	0-1 G4-3		0-1 L8		4-0 BB		0-3 K	
Pat Burrell, R OBP: 0.417, SLG: 0.712	3-1 1B		2-2 HR		3-2 P4	0-1 F9		4-1 BB	
Jim Thome, L OBP: 0.345, SLG: 0.298	1-2 K		0-0 G4-3		2-0 F8		2-2 P5	0-3 K	
Jason Michaels, R OBP: 0.538, SLG: 0.526	0-1 SF8		0-0 2B 1B		4-2 2B BB		1-2 2B		
David Bell, R OBP: 0.273, SLG: 0.260	2-2 P5		0-2 2B		3-2 2B		1-2 G1-3		
Mike Lieberthal, R OBP: 0.310, SLG: 0.243		0-1 P6	1-1 L7		4-0 IBB		4-0 IBB		
Randy Wolf, L OBP: 0.286, SLG: 0.167		4-1 BB BB	0-3 K		0-0 B2-3		0-1 P2		
Tim Worrell, R									

AB	R	H	RBI	BB	SO	LOB
5	1	1	0	0	1	1
2	1	0	0	3	0	0
3	0	0	0	2	1	3
4	1	2	2	1	0	1
5	0	0	0	0	2	5
2	2	2	1	1	0	0
4	0	2	2	0	0	3
2	0	0	0	2	0	1
3	0	0	0	1	1	5
0	0	0	0	0	0	0

AB	R	H	RBI	BB	SO	LOB
30	5	7	5	10	5	19

Inning	1	2	3	4	5	6	7	8	9
R: 2	R: 0	R: 2	R: 0	R: 0	R: 1	R: 0	R: 0	R: 0	R: 0
E: 0	E: 0	E: 0	E: 0	E: 0	E: 0	E: 0	E: 0	E: 0	E: 0
K: 1	K: 0	K: 0	K: 1	K: 0	K: 0	K: 0	K: 0	K: 3	K: 0
S: 11	S: 10	S: 10	S: 15	S: 4	S: 10	S: 6	S: 12	S: 13	S: 24
H: 2	H: 0	H: 3	H: 0	H: 1	H: 0	H: 1	H: 1	H: 0	H: 0
LOB: 2	LOB: 2	LOB: 1	LOB: 0	LOB: 2	LOB: 1	LOB: 2	LOB: 2	LOB: 2	LOB: 2
BB: 2	BB: 2	BB: 0	BB: 0	BB: 2	BB: 1	BB: 1	BB: 1	BB: 2	BB: 2
P: 26	P: 20	P: 18	P: 5	P: 26	P: 13	P: 20	P: 20	P: 24	P: 24


PITCHER	IP	WLS	BF	H	R	ER	SO	BB	IBB	HBP	BLK	WP	HR	S	P	ERA	WHIP
Kaz Ishii, L ERA: 4.82	5.0	L	27	6	5	5	2	5	1	0	0	0	1	50	95	9.00	2.200
Felix Heredia, L ERA:	0.2		3	0	0	0	0	1	0	0	0	0	0	4	11	0.00	1.500
Mike Matthews, L ERA: 2.7	1.1		6	1	0	0	0	0	1	0	0	0	0	14	22	0.00	0.750
Mike DeJean, R ERA: 6.75	1.0		5	0	0	0	3	2	0	0	0	0	0	13	24	0.00	2.000

New York Mets @ Philadelphia Phillies
Citizens Bank Park, Philadelphia, PA

Mon Apr 18 2005, 7:05 PM EDT
Att. 25,236 - Clear - 72 F

livebaseballscorecards.com

WP: 0	PA: 41
PB: 0	SB: 1
CS: 0	



Batter	1	2	3	4	5	6	7	8	9	AB R H RBI BB SO LOB	TOP		
Aaron Miles, S (1, 4) OBP: 0.333, SLG: 0.438	2-2 G4-3	0-0 B2-3		0-0 F8			0-1 12 1B 3B	2-2 12 1B 1B		5 1 2 1 0 0 2			
12 Clint Barnes, R (1, 6) OBP: 0.525, SLG: 0.759	1-1 1B	1-2 E8 2B 1B		1-1 F9			1-1 17 1B 5 1B 1B	2-2 17 G4-6-3 1B		5 2 4 2 0 0 1			
17 Todd Helton, L (1, 3) OBP: 0.429, SLG: 0.420	4-1 5 1B 11 FC1-2 BB	1-1 P4			1-0 F8		1-0 1B	0-0 G4-6-3		4 0 1 0 1 0 3			
Preston Wilson, R (1, 8) OBP: 0.298, SLG: 0.390	0-1 11 FC1-2 5 1B 1-2 2-H 1B		0-0 11 G4-6-3 5 1B 1B		0-2 G5-3		1-3 K		3-0 G5-3	5 0 2 1 0 1 1			
5 Matt Holliday, R (1, 7) OBP: 0.391, SLG: 0.431	1-2 11 FC1-2 1-2 2-3 1B		0-1 11 G4-6-3 1B		3-2 G6-3		0-0 11 HR 1B		1-0 G6-3	5 1 3 1 0 0 0			
11 Brad Hawpe, L (1, 9) Jose Acevedo, R (7, 1) 40 Brian Fuentes, L (7, 1) 49 Byung-Hyun Kim, R (8, 1) 10 Jeff Baker, R (9, PH) Chin-hui Tsao, R (9, 1)	0-0 FC1-2 FC6-4 1-2 2-3 3-H 1B		2-0 G4-6-3			2-3 K	0-0 1-H HR		1-2 K	4 1 1 2 0 1 5 0 1 0 0 0 0 1 0 0 0 0 0 0 0 0			
Luis Gonzalez, R (1, 5) OBP: 0.333, SLG: 0.355	0-1 FC6-4 1-2f		1-0 G5-3			1-3 K	1-3 K			4 0 0 0 0 2 4	AB 41 R 7 H 16 RBI 7 BB 1 SO 5 LOB 17		
JD Closser, S (1, 2) OBP: 0.222, SLG: 0.182		3-2 L4		0-2 G4-3		3-1 1B		3-2 F9		4 0 1 0 0 0 0			
Jamey Wright, R (1, 1) OBP: 0.286, SLG: 0.286 18 Cory Sullivan, L (7, 9) OBP: 0.450, SLG: 0.471		0-0 12 E B2-3 1B		2-2 E4		0-2 G5-3		0-1 WP 1B		3 1 1 0 0 0 1 1 1 1 0 0 0 0			
Inning Stats	R: 1 H: 3 E: 0 LOB: 3 K: 0 BB: 1 S: 15 P: 23	R: 1 H: 2 E: 1 LOB: 1 K: 0 BB: 0 S: 11 P: 16	R: 0 H: 2 E: 0 LOB: 1 K: 0 BB: 0 S: 5 P: 8	R: 0 H: 0 E: 1 LOB: 1 K: 0 BB: 0 S: 10 P: 13	R: 0 H: 0 E: 0 LOB: 0 K: 0 BB: 0 S: 7 P: 11	R: 0 H: 1 E: 0 LOB: 1 K: 2 BB: 0 S: 11 P: 17	R: 4 H: 5 E: 0 LOB: 0 K: 2 BB: 0 S: 14 P: 18	R: 1 H: 3 E: 0 LOB: 1 K: 0 BB: 0 S: 14 P: 21	R: 0 H: 0 E: 0 LOB: 0 K: 1 BB: 0 S: 5 P: 10	1B: 13 SF: 0 2B: 1 SAC: 0 3B: 1 DP: 2 HR: 1 HBP: 0	WP: 1 PA: 42 PB: 0 SB: 0 CS: 0		
PITCHER	IP WLS BF H R ER SO BB IBB HBP BLK WP HR S P ERA WHIP											PITCHER	IP WLS BF H R ER SO BB IBB HBP BLK WP HR S P ERA WHIP
Cory Lidle, R (1, 1) ERA: 3.86	6.0 L 29 10 4 4 2 1 0 0 0 0 0 0 63 93 6.00 1.833												
63 Ryan Madson, R (7, 1) ERA: 7.71	1.0 5 3 2 2 2 0 0 0 0 0 0 1 10 13 18.00 3.000												
Rheal Cormier, L (8, 1) ERA: 9.0	1.0 5 3 1 1 0 0 0 0 0 0 1 0 14 21 9.00 3.000												
Tim Worrell, R (9, 1) ERA: 9.0	1.0 3 0 0 0 0 1 0 0 0 0 0 0 5 10 0.00 0.000												

Colorado Rockies @ Philadelphia Phillies
Citizens Bank Park, Philadelphia, PA

Wed Apr 20 2005, 7:05 PM EDT
Att. 25,961 - Clear - 79 F

AB	41
R	7
H	16
RBI	7
BB	1
SO	5
LOB	17



livebaseballscorecards.com

Batter	1	2	3	4	5	6	7	8	9	AB	R	H	RBI	BB	SO	LOB
11 Jimmy Rollins, S OBP: 0.357, SLG: 0.422	2-1 HR	3-3 K			1-2 G1-3		2-2 G4-3	3-1 F7		5	1	1	1	0	1	3
Kenny Lofton, L OBP: 0.450, SLG: 0.583	0-2 G6-3		2-1 F8		0-1 G2-3		0-0 BB HBP 1B	2-2 WP SF9 1B		5	1	2	1	0	0	0
Bobby Abreu, L OBP: 0.362, SLG: 0.383	4-1 1B BB		1-2 BB S 1B		2-3 K		3-H 4-2 1-2 BB HBP	0-1 F7		3	0	1	0	1	1	1
Jim Thome, L OBP: 0.379, SLG: 0.308	2-0 1-2 1B		1 SAFE 4-1 BB		4-2 P6-4 1B BB		0-0 F9	4-2 BB		2	0	1	0	3	0	2
Pat Burrell, R OBP: 0.420, SLG: 0.667	3-2 F9		4-2 26 G4-6-3 BB		1-2 1B		4-1 1-2 BB	2-2 SF9		2	0	1	1	2	0	2
26 Chase Utley, L OBP: 0.300, SLG: 0.536 Placido Polanco, R OBP: 0.341, SLG: 0.206	2-3 K		0-0 G4-6-3		0-3 K		2-1 P4	3-H 1-2 F9		3	0	0	0	0	2	7
David Bell, R OBP: 0.286, SLG: 0.333		1-1 2B		1-0 P3		1-1 P6-4		4-2 11 WP BB		3	0	1	0	1	0	2
Mike Lieberthal, R OBP: 0.320, SLG: 0.356		2-2 F8		0-1 P2		1-2 HR		0-3 K		4	1	1	1	0	1	2
Cory Lidle, R 63 Ryan Madson, L Jose Offerman, S Rheal Cormier, L Tomas Perez, S Tim Worrell, R		1-1 G5-3		0-3 K		2-2 11 G4-3 1B 2B		1-0 F7		2	0	0	0	0	1	1

Inning Stats	R: 1	H: 2	E: 0	K: 1	S: 13	H: 2	LOB: 2	BB: 1	P: 26	R: 0	H: 1	E: 0	K: 1	S: 10	H: 1	LOB: 1	BB: 0	P: 17	R: 0	H: 1	E: 0	K: 0	S: 9	H: 0	LOB: 0	BB: 0	P: 20	R: 0	H: 0	E: 0	K: 1	S: 6	H: 1	LOB: 1	BB: 1	P: 16	R: 2	H: 3	E: 0	K: 0	S: 18	H: 3	LOB: 3	BB: 1	P: 33	R: 0	H: 0	E: 0	K: 1	S: 8	H: 0	LOB: 1	BB: 1	P: 16	R: 1	H: 1	E: 0	K: 0	S: 20	H: 1	LOB: 1	BB: 1	P: 29	1B: 5	SF: 1	2B: 3	SAC: 0	3B: 0	DP: 2	HR: 2	HBP: 1	WP: 3	PA: 42
--------------	------	------	------	------	-------	------	--------	-------	-------	------	------	------	------	-------	------	--------	-------	-------	------	------	------	------	------	------	--------	-------	-------	------	------	------	------	------	------	--------	-------	-------	------	------	------	------	-------	------	--------	-------	-------	------	------	------	------	------	------	--------	-------	-------	------	------	------	------	-------	------	--------	-------	-------	-------	-------	-------	--------	-------	-------	-------	--------	-------	--------

PITCHER	IP	WLS	BF	H	R	ER	SO	BB	IBB	HBP	BLK	WP	HR	S	P	ERA	WHIP
Jamey Wright, R ERA: 5.71	(1, 1)	6.0	W	25	5	1	5	4	0	0	0	0	1	56	97	1.50	1.500
Jose Acevedo, R ERA: 27.0	(7, 1)	0.1		4	3	2	0	0	0	0	0	0	1	11	16	54.00	9.000
40 Brian Fuentes, L ERA: 3.38	(7, 1)	0.2	H	4	0	0	0	1	0	1	0	0	0	7	17	0.00	1.500
49 Byung-Hyun Kim, R ERA: 6.75	(8, 1)	1.0		4	0	0	1	1	0	0	0	2	0	8	16	0.00	1.000
Chin-hui Tsao, R ERA: 6.75	(9, 1)	1.0		5	1	1	0	1	0	0	0	1	0	20	29	9.00	2.000

BOTTOM

Colorado Rockies @ Philadelphia Phillies
Citizens Bank Park, Philadelphia, PA

Wed Apr 20 2005, 7:05 PM EDT
Att. 25,961 - Clear - 79 F

livebaseballscorecards.com

AB	33
R	4
H	9
RBI	4
BB	7
SO	6
LOB	25



Batter	1	2	3	4	5	6	7	8	9	AB R H RBI BB SO LOB	TOP	
Aaron Miles, S (1, 4) OBP: 0.327, SLG: 0.423	1-1 F8 12 1B 1B	0-0 F7-2 3-H			2-2 G5-3		0-0 L9			4 0 1 0 0 0 2	Colorado Rockies @ Philadelphia Phillies Citizens Bank Park, Philadelphia, PA Thu Apr 21 2005, 1:05 PM EDT Att: 21,749 - Partly Cloudy - 60 F	
12 Clint Barnes, R (1, 6) OBP: 0.508, SLG: 0.724	0-0 FC5-4 1B		1-1 F8		1-2 F9		1-0 F8			4 0 1 0 0 0 0		
17 Todd Helton, L (1, 3) OBP: 0.418, SLG: 0.407	2-2 F7		2-2 F9		1-2 1B		1-0 G4-3			4 0 1 0 0 0 2		
Preston Wilson, R (1, 8) OBP: 0.275, SLG: 0.356	0-1 F8		0-2 G3-1		1-3 K		1-1 G6-3			4 0 0 0 0 1 3		
5 Matt Holliday, R (1, 7) OBP: 0.368, SLG: 0.403	1-1 FC5-4 1-2f			1-0 P6		0-0 L8		1-3 K		4 0 0 0 0 1 2		
11 Brad Hawpe, L (1, 9) OBP: 0.389, SLG: 0.606 Michael Restovich, R (9, PH) OBP: 0.375, SLG: 0.565		0-0 1B 1B		1-0 HR 1B		1-0 G5-4-3 1B		0-3 K		3 2 3 0 0 0 0 1 0 0 0 0 1 0		
Todd Greene, R (1, 2) OBP: 0.308, SLG: 0.440		1 SAFE 0-0 1B 1-2 F7-2 1B		3-2 SAFE F9		0-0 G5-4-3 1-2f		2-1 P6		4 0 1 0 0 0 2		
Desi Relaford, S (1, 5) OBP: 0.391, SLG: 0.550		1B 1-1 SH2-4 1-3 2-H 1B		3-2 1-H HR		0-2 F7				3 1 2 3 0 0 0		
Joe Kennedy, R (1, 1) OBP: 0.222, SLG: 0.222 18 Cory Sullivan, L (7, PH) OBP: 0.429, SLG: 0.444 Scott Dohmann, R (7, 1) Ryan Speier, R (8, 1)		1-1 SH2-4		2-2 G4-3		2-1 G3-1				1 0 0 0 0 0 0 1 0		
Inning Stats	R: 0 H: 2 E: 0 LOB: 2 K: 0 BB: 0 S: 12 P: 16	R: 1 H: 3 E: 0 LOB: 1 K: 0 BB: 0 S: 7 P: 9	R: 0 H: 0 E: 0 LOB: 0 K: 0 BB: 0 S: 8 P: 11	R: 2 H: 2 E: 0 LOB: 0 K: 0 BB: 0 S: 12 P: 22	R: 0 H: 1 E: 0 LOB: 1 K: 1 BB: 0 S: 18 P: 23	R: 0 H: 1 E: 0 LOB: 0 K: 0 BB: 0 S: 3 P: 4	R: 0 H: 0 E: 0 LOB: 0 K: 0 BB: 0 S: 6 P: 8	R: 0 H: 0 E: 0 LOB: 0 K: 2 BB: 0 S: 4 P: 7	R: 0 H: 0 E: 0 LOB: 0 K: 2 BB: 0 S: 8 P: 11	1B: 8 SF: 0 2B: 1 SAC: 1 3B: 0 DP: 2 HR: 1 HBP: 0		WP: 0 PA: 34 PB: 0 SB: 0 CS: 0
PITCHER 21 Jon Lieber, R (1, 1) ERA: 2.73 Billy Wagner, L (9, 1) ERA:	IP WLS BF H R ER SO BB IBB HBP BLK WP HR S P ERA WHIP	8.0 W 31 9 3 3 1 0 0 0 0 0 0 1 70 100 3.38 1.125	1.0 S 3 0 0 0 2 0 0 0 0 0 0 0 8 11 0.00 0.000									ERA WHIP

livebaseballscorecards.com

AB	33
R	3
H	9
RBI	3
BB	0
SO	3
LOB	11



Batter	1	2	3	4	5	6	7	8	9	AB R H RBI BB SO LOB
11 Jimmy Rollins, S OBP: 0.351, SLG: 0.412	1-1 G6-3		1-0 F8	2-1 G4-3			2-2 1B			4 1 1 0 0 0 1
Placido Polanco, R OBP: 0.356, SLG: 0.237	0-1 WP 1B		1-2 G1-4-3		0-0 G6-3		1-1 1B G3 1B			4 1 2 1 0 0 0
Bobby Abreu, L OBP: 0.370, SLG: 0.391	2-0 F7		2-3 K		0-1 1B		0-1 E G3 1-3 1B			4 0 2 0 0 1 1
Pat Burrell, R OBP: 0.411, SLG: 0.633	3-3 K			4-1 HR BB	1-1 P4		3-2 P4			3 1 0 0 1 1 4
Jim Thome, L OBP: 0.371, SLG: 0.357		1-3 K		0-0 1-H HR	2-1 F9		2-2 G3			4 1 1 3 0 1 2
Jason Michaels, R OBP: 0.516, SLG: 0.522		3-1 2B		4-2 HR BB		3-1 G5-3	2-3 K			3 1 1 0 1 1 1
Todd Pratt, R OBP: 0.231, SLG: 0.417		2-1 L7		1 SAFE 2-2 1-H HR		0-0 G6-3		3-2 G6-3		4 1 1 2 0 0 1
Tomas Perez, S OBP: 0.364, SLG: 0.300		4-0 IBB		0-2 11 G4-3 1B		1-1 1B		0-3 K		3 0 2 0 1 1 0
21 Jon Lieber, L Jose Offerman, S Billy Wagner, L		2-1 G4-3		0-2 K		0-3 K		1-1 F7		3 0 0 0 0 2 4 1 0 0 0 0 0 0 0 0 0 0 0 0 0

Inning Stats	R: 0 E: 0 K: 1 S: 8	H: 1 LOB: 1 BB: 0 P: 14	R: 0 E: 0 K: 1 S: 9	H: 1 LOB: 2 BB: 1 P: 21	R: 0 E: 0 K: 1 S: 9	H: 0 LOB: 0 BB: 0 P: 13	R: 4 E: 0 K: 1 S: 16	H: 3 LOB: 0 BB: 2 P: 28	R: 0 E: 0 K: 0 S: 7	H: 1 LOB: 1 BB: 0 P: 10	R: 0 E: 0 K: 1 S: 8	H: 1 LOB: 1 BB: 0 P: 12	R: 2 E: 1 K: 1 S: 17	H: 3 LOB: 1 BB: 0 P: 27	R: 0 E: 0 K: 1 S: 8	H: 0 LOB: 0 BB: 0 P: 12
--------------	------------------------------	----------------------------------	------------------------------	----------------------------------	------------------------------	----------------------------------	-------------------------------	----------------------------------	------------------------------	----------------------------------	------------------------------	----------------------------------	-------------------------------	----------------------------------	------------------------------	----------------------------------

PITCHER	IP	WLS	BF	H	R	ER	SO	BB	IBB	HBP	BLK	WP	HR	S	P	ERA	WHIP
Joe Kennedy, L ERA: 8.18	(1, 1)	6.0	L	27	7	4	4	5	2	1	0	1	2	57	98	6.00	1.500
Scott Dohmann, R ERA: 19.06	(7, 1)	1.0		6	3	2	1	0	0	0	0	0	0	17	27	18.00	3.000
Ryan Speier, R ERA: 12.6	(8, 1)	1.0		3	0	0	1	0	0	0	0	0	0	8	12	0.00	0.000

BOTTOM

Colorado Rockies @ Philadelphia Phillies
Citizens Bank Park, Philadelphia, PA

Thu Apr 21 2005, 1:05 PM EDT
Att. 21,749 - Partly Cloudy - 60 F

AB	33
R	6
H	10
RBI	6
BB	3
SO	7
LOB	14

livebaseballscorecards.com



1B:	7	SF:	0	WP:	1	PA:	36
2B:	1	SAC:	0	PB:	0		
3B:	0	DP:	1	SB:	1		
HR:	2	HBP:	0	CS:	0		

Batter	1	2	3	4	5	6	7	8	9	AB R H RBI BB SO LOB	TOP		
11 Jimmy Rollins, S (1, 6) OBP: 0.333, SLG: 0.389	1-1 G6-3		0-0 G5-3		2-1 F8			2-2 F8		4 0 0 0 0 0 0	Philadelphia Phillies @ Atlanta Braves Turner Field, Atlanta, GA Fri Apr 22 2005, 7:35 PM EDT Att. 26,837 - Overcast - 62 F		
Placido Polanco, R (1, 4) OBP: 0.367, SLG: 0.310	0-2 WP SF7 2B		1-2 2B			0-1 G6-3		1-0 G1-3		4 1 2 0 0 0 0			
Bobby Abreu, L (1, 9) OBP: 0.351, SLG: 0.373	2-1 SF7 2-H		0-3 K			1-1 F7		0-1 G4-3		3 0 0 1 0 1 1			
Pat Burrell, R (1, 7) OBP: 0.403, SLG: 0.625	2-1 2B			0-1 P6		2-1 G6-3		1-1 P3		4 0 1 0 0 0 0			
Jason Michaels, R (1, 8) OBP: 0.543, SLG: 0.520	2-1 G6-3			4-1 CS BB			4-1 E 2B BB	2-2 2B 1B		2 1 1 0 2 0 1			
Jose Offerman, S (1, 3) OBP: 0.333, SLG: 0.250		1-1 G5-3		4-2 SAFE BB		0-1 SAFE L4		1-3 K		3 0 0 0 1 1 2			
David Bell, R (1, 5) OBP: 0.313, SLG: 0.393		1-0 G6-4-3 1B		0-0 F7		1-2 F7		3-2 2B		4 0 3 1 0 0 1			
Mike Lieberthal, R (1, 2) OBP: 0.315, SLG: 0.333		1-2 SAFE G6-4-3 1-2f			2-0 G4-3		0-0 G6-3	4-1 BB BB BB BB BB BB		3 0 0 0 1 0 2			
39 Brett Myers, R (1, 1) Kenny Lofton, L (7, PH) Terry Adams, R (7, 1) Aaron Fultz, L (8, 1) Jim Thome, L (9, PH) OBP: 0.366, SLG: 0.351			0-2 G6-3		1-3 K		1-3 K	1-1 F7		2 0 0 0 0 1 0 1 0 0 0 0 1 1 0 0 0 0 0 0 0 0 0 0 0 0 0 0 1 0 0 0 0 0 3			
Inning Stats	R: 1 H: 2 E: 0 LOB: 1 K: 0 BB: 0 S: 11 P: 18	R: 0 H: 1 E: 0 LOB: 0 K: 0 BB: 0 S: 6 P: 9	R: 0 H: 1 E: 0 LOB: 1 K: 1 BB: 0 S: 10 P: 11	R: 0 H: 0 E: 0 LOB: 1 K: 0 BB: 2 S: 8 P: 16	R: 0 H: 0 E: 0 LOB: 0 K: 1 BB: 0 S: 6 P: 11	R: 0 H: 0 E: 0 LOB: 0 K: 0 BB: 0 S: 6 P: 9	R: 1 H: 1 E: 1 LOB: 1 K: 1 BB: 1 S: 10 P: 16	R: 0 H: 0 E: 0 LOB: 0 K: 0 BB: 0 S: 6 P: 9	R: 0 H: 2 E: 0 LOB: 3 K: 1 BB: 1 S: 15 P: 27	1B: 2 SF: 1 2B: 5 SAC: 0 3B: 0 DP: 1 HR: 0 HBP: 0		WP: 1 PA: 36 PB: 0 SB: 0 CS: 1	
PITCHER	IP WLS BF H R ER SO BB IBB HBP BLK WP HR S P ERA WHIP											PITCHER	IP WLS BF H R ER SO BB IBB HBP BLK WP HR S P ERA WHIP
Mike Hampton, L (1, 1) ERA: 1.17	8.2 W 34 7 2 2 4 3 0 0 0 1 0 75 118 2.08 1.154												
Dan Kolb, R (9, 1) ERA: 7.36	0.1 S 2 0 0 0 0 1 0 0 0 0 0 3 8 0.00 3.000												

livebaseballscorecards.com

AB	31
R	2
H	7
RBI	2
BB	4
SO	4
LOB	11



Batter	1	2	3	4	5	6	7	8	9	AB R H RBI BB SO LOB
Rafael Furcal, S OBP: 0.256, SLG: 0.351 (1, 6)	4-0 SH5-3 10 1B BB		2-3 K	2-2 G1-3		0-1 F9		3-2 L6		4 1 0 0 1 1 1
4 Pete Orr, L OBP: 0.316, SLG: 0.389 (1, 7)	0-0 SH5-3 1-2		0-1 HR 2B		0-1 G4-3		0-0 G3			3 1 1 0 0 0 0
Marcus Giles, R OBP: 0.405, SLG: 0.541 (1, 4)	1-3 K		1-0 HR 2-H		3-2 G3 2B		2-1 G4-3			4 1 2 2 0 1 1
10 Chipper Jones, S OBP: 0.486, SLG: 0.689 (1, 5)	1-0 BB 2-H 1B		4-0 BLK 2B BB		4-2 G3 BB		4-2 HR BB			1 2 1 1 3 0 0
Adam LaRoche, L OBP: 0.351, SLG: 0.396 (1, 3)	4-0 FC6-4 BB		0-1 F9		0-0 G3 1-2 2-3		0-0 HR 1-H			3 1 1 2 1 0 3
Andruw Jones, R OBP: 0.261, SLG: 0.300 (1, 8)	0-2 FC6-4 1-2f		3-2 1-H 2B		1-3 K		4-2 BB			3 0 1 1 1 1 4
Ryan Langerhans, L OBP: 0.238, SLG: 0.316 (1, 9)		3-3 K	2-3 K			0-0 G4-3	SAFE SAFE	1-3 K		4 0 0 0 0 3 2
Eddie Pérez, R OBP: 0.182, SLG: 0.273 (1, 2)		3-2 F8		0-0 F8		2-1 F8 2B		0-0 G5-3		4 0 1 0 0 0 0
Mike Hampton, R OBP: 0.333, SLG: 0.417 (1, 1) Dan Kolb, R (9, 1)		1-3 K		0-3 K		2-0 F8 2-3		1-0 F8		4 0 0 0 0 2 1 0 0 0 0 0 0 0

Inning Stats	R: 1 E: 0 K: 1 S: 8	H: 1 LOB: 2 BB: 2 P: 18	R: 0 E: 0 K: 2 S: 9	H: 0 LOB: 0 BB: 0 P: 16	R: 3 E: 0 K: 2 S: 14	H: 3 LOB: 1 BB: 1 P: 26	R: 0 E: 0 K: 1 S: 7	H: 0 LOB: 0 BB: 0 P: 9	R: 0 E: 0 K: 1 S: 12	H: 1 LOB: 2 BB: 1 P: 20	R: 0 E: 0 K: 0 S: 6	H: 1 LOB: 1 BB: 0 P: 10	R: 2 E: 0 K: 1 S: 16	H: 1 LOB: 1 BB: 2 P: 27	R: 0 E: 0 K: 0 S: 5	H: 0 LOB: 0 BB: 0 P: 9	1B: 1 2B: 4 3B: 0 HR: 2	SF: 0 SAC: 1 DP: 0 HBP: 0	WP: 0 PB: 0 SB: 0 CS: 0	PA: 37
PITCHER	IP	WLS	BF	H	R	ER	SO	BB	IBB	HBP	BLK	WP	HR	S	P	ERA	WHIP			
39 Brett Myers, R ERA: 1.71 (1, 1)	6.0	L	28	6	4	4	7	4	0	0	1	0	1	56	99	6.00	1.667			
Terry Adams, R ERA: 6.75 (7, 1)	1.0		6	1	2	2	1	2	0	0	0	0	1	16	27	18.00	3.000			
Aaron Fultz, L ERA: 2.57 (8, 1)	1.0		3	0	0	0	0	0	0	0	0	0	0	5	9	0.00	0.000			


BOTTOM

Philadelphia Phillies @ Atlanta Braves
Turner Field, Atlanta, GA

Fri Apr 22 2005, 7:35 PM EDT
Att. 26,837 - Overcast - 62 F

livebaseballscorecards.com

AB	30
R	6
H	7
RBI	6
BB	6
SO	8
LOB	12



Batter	1	2	3	4	5	6	7	8	9	AB	R	H	RBI	BB	SO	LOB
Rafael Furcal, S OBP: 0.253, SLG: 0.346 4 Pete Orr, L OBP: 0.316, SLG: 0.389 (1, 6) (7, PR) (8, 5)	0-0 B1-3	2-2 L7		2-2 F9	1-0 SF8		1-1 1B			4	0	1	1	0	0	0
Marcus Giles, R OBP: 0.426, SLG: 0.537 (1, 4)	3-1 10 2B 1B	0-0 G3-1		0-1 1B	4-1 10 BB 1-2 BB		1-2 G5-3			4	1	2	0	1	0	1
10 Chipper Jones, S OBP: 0.500, SLG: 0.698 Wilson Betemit, S OBP: 0.500, SLG: 0.200 (1, 5) (5, PR) (6, 5) (8, 6)	3-2 1B 2B	1-1 G5-3			2B 1B BB			3-2 2B 1B		2	2	1	2	2	0	0
Julio Franco, R OBP: 0.333, SLG: 0.385 Roman Colon, R (1, 3) (9, 1)	1-2 G6-3 HR 1B		4-2 1B BB		1B 2B K			2-3 K		4	3	2	1	1	2	4
Johnny Estrada, S OBP: 0.291, SLG: 0.300 (1, 2)	0-1 G6-3		0-0 1B 1B		4-1 1B 15 BB BB	1-3 K		0-3 K		4	1	1	0	1	2	2
Brian Jordan, R OBP: 0.292, SLG: 0.300 Adam Bernero, R (1, 7) (7, 1)	1-2 HR HBP		0-2 G4-6-3 1B		1-0 15 BB 1B SF8 1B	0-0 F9		2-1 2B		3	2	2	2	0	0	0
John Foster, L (8, 1)			1-2 2-H		1-2 2-3 3-H			1-3		0	0	0	0	0	0	0
Adam LaRoche, L OBP: 0.362, SLG: 0.429 (8, PH) (9, 3)										1	0	1	0	0	0	0
Andruw Jones, R OBP: 0.257, SLG: 0.338 (1, 8)	3-1 1-H 2-H HR		3-1 F9		2-1 F9	1-3 K		0-0 G4-3		5	1	1	3	0	1	7
Raul Mondesi, R OBP: 0.246, SLG: 0.397 (1, 9)	4-2 BB		2-2 G4-6-3		2-2 SF8 10 BB 15 BB 1B			3-3 K		3	1	1	1	1	1	2
15 Tim Hudson, R OBP: 0.200, SLG: 0.111 Ryan Langerhans, L OBP: 0.227, SLG: 0.300 (1, 1) (7, 7)	0-3 K			0-0 F8	4-1 10 BB BB			3-3 K		2	0	0	1	1	1	1
										1	0	0	0	0	1	0

Inning Stats	R: 5	H: 4	E: 0	LOB: 1	K: 1	S: 21	P: 36	R: 0	H: 0	E: 0	LOB: 0	K: 0	S: 7	R: 0	H: 2	E: 0	LOB: 1	K: 0	S: 11	R: 0	H: 1	E: 0	LOB: 1	K: 0	S: 8	R: 5	H: 3	E: 0	LOB: 3	K: 1	S: 19	P: 47	R: 0	H: 0	E: 0	LOB: 0	K: 2	S: 8	R: 0	H: 1	E: 0	LOB: 1	K: 2	S: 16	R: 0	H: 2	E: 0	LOB: 2	K: 2	S: 12	P: 19	1B: 9	SF: 1	2B: 3	SAC: 0	3B: 0	DP: 1	HR: 1	HBP: 1	WP: 0	PA: 43
--------------	------	------	------	--------	------	-------	-------	------	------	------	--------	------	------	------	------	------	--------	------	-------	------	------	------	--------	------	------	------	------	------	--------	------	-------	-------	------	------	------	--------	------	------	------	------	------	--------	------	-------	------	------	------	--------	------	-------	-------	-------	-------	-------	--------	-------	-------	-------	--------	-------	--------

PITCHER	IP	WLS	BF	H	R	ER	SO	BB	IBB	HBP	BLK	WP	HR	S	P	ERA	WHIP
Randy Wolf, L ERA: 6.38 (1, 1)	4.0	L	20	7	6	6	1	2	0	1	0	0	1	47	76	13.50	2.250
Gavin Floyd, R ERA: 14.14 (5, 1)	0.2		9	3	5	5	0	4	0	0	0	0	0	14	38	67.50	10.500
Aaron Fultz, L ERA: 1.93 (5, 1)	2.1		9	1	0	0	5	1	0	0	0	0	0	29	43	0.00	0.857
Tim Worrell, R ERA: 7.71 (8, 1)	1.0		5	2	0	0	2	0	0	0	0	0	0	12	19	0.00	2.000

BOTTOM

Philadelphia Phillies @ Atlanta Braves
Turner Field, Atlanta, GA
Sat Apr 23 2005, 7:05 PM EDT
Att. 31,656 - Partly Cloudy - 52 F

AB	34
R	11
H	13
RBI	11
BB	7
SO	8
LOB	17



Batter	1	2	3	4	5	6	7	8	9	AB R H RBI BB SO LOB	TOP									
11 Jimmy Rollins, S OBP: 0.326, SLG: 0.388 (1, 6)	1-0 L6		1-2 G4-3 2B		0-0 CS 1B			1-2 F7		4 0 2 0 0 0 0										
Kenny Lofton, L OBP: 0.429, SLG: 0.523 (1, 8)	2-1 F8		0-2 SAFE K		1-1 SAFE L9			0-3 K		4 0 0 0 0 2 2										
Bobby Abreu, L OBP: 0.369, SLG: 0.366 (1, 9)	0-2 S 1B		1-2 G4-3		1-2 G3			4-2 BB		3 0 1 0 1 0 1										
Jim Thome, L OBP: 0.367, SLG: 0.333 (1, 3)	4-2 SAFE BB		3-3 K		1-3 K			1-3 K		3 0 0 0 1 3 2										
Pat Burrell, R OBP: 0.386, SLG: 0.580 (1, 7)	2-3 K			1-1 G5-3		1-3 K		2-1 G6-4-3 1B		2 0 0 0 0 1 2										
Jason Michaels, R OBP: 0.553, SLG: 0.536 (4, 7)										2 0 1 0 0 1 0										
26 Chase Utley, L OBP: 0.316, SLG: 0.486 (1, 4)		4-2 BB		1-2 G3		1-2 1B		2-2 P5		3 0 1 0 1 0 1										
David Bell, R OBP: 0.293, SLG: 0.362 (1, 5)		1-2 SAFE F7		0-2 1B		1-3 SAFE K		2-2 G6-4-3		4 0 1 0 0 1 3										
Mike Lieberthal, R OBP: 0.295, SLG: 0.309 (1, 2)		3-2 F8		0-3 K		0-3 K				3 0 0 0 0 2 3										
Vicente Padilla, R (1, 1)		3-2 F8			1-1 F7		2-2 G1-3			1 0 0 0 0 0 1										
63 Ryan Madson, L (4, 1)										1 0 0 0 0 0 0										
Jose Offerman, S (7, PH)										1 0 0 0 0 0 1										
Rheal Cormier, L (7, 1)										0 0 0 0 0 0 0										
Terry Adams, R (8, 1)										0 0 0 0 0 0 0										
Inning Stats	R: 0 E: 0 K: 1 S: 14	H: 1 LOB: 2 BB: 1 P: 23	R: 0 E: 0 K: 0 S: 11	H: 0 LOB: 1 BB: 1 P: 22	R: 0 E: 0 K: 2 S: 15	H: 1 LOB: 1 BB: 0 P: 20	R: 0 E: 0 K: 1 S: 12	H: 1 LOB: 1 BB: 0 P: 14	R: 0 E: 0 K: 2 S: 9	H: 0 LOB: 0 BB: 0 P: 12	R: 0 E: 0 K: 2 S: 12	H: 1 LOB: 1 BB: 0 P: 16	R: 0 E: 0 K: 2 S: 13	H: 0 LOB: 1 BB: 1 P: 19	R: 0 E: 0 K: 0 S: 10	H: 1 LOB: 0 BB: 0 P: 16	1B: 5 2B: 1 3B: 0 HR: 0	SF: 0 SAC: 0 DP: 1 HBP: 0	WP: 0 PB: 0 SB: 1 CS: 1	PA: 34
PITCHER	IP WLS BF H R ER SO BB IBB HBP BLK WP HR S P ERA WHIP																			
John Thomson, R (1, 1) ERA: 3.12	7.0 W 27 5 0 0 8 2 0 0 0 0 0 0 78 114 0.00 1.000																			
Chris Reitsma, R (8, 1) ERA: 1.0	1.0 4 0 0 0 2 1 0 0 0 0 0 0 13 19 0.00 1.000																			
Dan Kolb, R (9, 1) ERA: 6.48	1.0 3 1 0 0 0 0 0 0 0 0 0 0 10 16 0.00 1.000																			

Philadelphia Phillies @ Atlanta Braves
 Turner Field, Atlanta, GA
 Sun Apr 24 2005, 1:05 PM EDT
 Att. 26,713 - Sunny - 50 F

livebaseballscorecards.com

AB 31
 R 0
 H 6
 RBI 0
 BB 3
 SO 10
 LOB 16



Batter	1	2	3	4	5	6	7	8	9	AB	R	H	RBI	BB	SO	LOB
Rafael Furcal, S OBP: 0.253, SLG: 0.333 (1, 6)	4-2 BB WP FC3 BB	2-3		1-1 F7		2-1 F7				3	1	0	0	1	1	1
Marcus Giles, R OBP: 0.412, SLG: 0.533 (1, 4)	3-3 SAFE SAFE K		0-2 F8 SF7 2B	1-1 G6-3			2-3 K			4	1	1	0	0	2	1
10 Chipper Jones, S OBP: 0.513, SLG: 0.698 (1, 5) Wilson Betemit, S OBP: 0.400, SLG: 0.143 (4, 5)	4-2 FC3 BB BB		4-0 1B 1B BB	0-2 G4-3			1-2 E5 G4-6-3			0	1	0	0	2	0	0
Adam LaRoche, L OBP: 0.355, SLG: 0.404 (1, 3)	4-2 FC3 BB		3-2 F8		2-0 G4-3		0-0 G4-6-3			3	0	0	0	1	0	3
Johnny Estrada, S OBP: 0.271, SLG: 0.283 (1, 2)	1-2 FC3		0-0 SF7		3-2 F8		1-0 G4-3			3	0	0	2	0	0	2
Brian Jordan, R OBP: 0.304, SLG: 0.313 (1, 7)	1-2 F4		1-0 1B 1B		1-3 K		2-0 1B			4	1	2	0	0	1	3
Andruw Jones, R OBP: 0.256, SLG: 0.333 (1, 8)	2-2 P4		2-2 1B 1B		3-3 K		3-0 F8			4	0	1	1	0	1	4
Raul Mondesi, R OBP: 0.262, SLG: 0.403 (1, 9)		2-2 G5-3	0-1 1B		1-2 WP SH1-4 1B		0-0 G5-3			4	0	2	1	0	0	1
John Thomson, R (1, 1) Chris Reitsma, R (8, 1) Dan Kolb, R (9, 1)		2-2 F9	0-3 K		0-0 SH1-4					2	0	0	0	0	1	2
										0	0	0	0	0	0	0
										0	0	0	0	0	0	0

Inning Stats	R: 1	H: 0	E: 0	K: 1	S: 24	LOB: 3	BB: 3	P: 43	R: 0	H: 0	E: 0	K: 1	S: 9	LOB: 0	BB: 0	P: 15	R: 3	H: 4	E: 0	K: 1	S: 16	LOB: 2	BB: 1	P: 26	R: 0	H: 0	E: 0	K: 0	S: 7	LOB: 0	BB: 0	P: 9	R: 0	H: 1	E: 0	K: 1	S: 10	LOB: 1	BB: 0	P: 16	R: 0	H: 0	E: 1	K: 1	S: 7	LOB: 0	BB: 0	P: 10	R: 0	H: 1	E: 0	K: 0	S: 4	LOB: 1	BB: 0	P: 10
	1B: 5	SF: 1	2B: 1	SAC: 1	3B: 0	DP: 1	HR: 0	HBP: 0	1B: 5	SF: 1	2B: 1	SAC: 1	3B: 0	DP: 1	HR: 0	HBP: 0	1B: 5	SF: 1	2B: 1	SAC: 1	3B: 0	DP: 1	HR: 0	HBP: 0	1B: 5	SF: 1	2B: 1	SAC: 1	3B: 0	DP: 1	HR: 0	HBP: 0	1B: 5	SF: 1	2B: 1	SAC: 1	3B: 0	DP: 1	HR: 0	HBP: 0	1B: 5	SF: 1	2B: 1	SAC: 1	3B: 0	DP: 1	HR: 0	HBP: 0								

BOTTOM

Philadelphia Phillies @ Atlanta Braves
Turner Field, Atlanta, GA

Sun Apr 24 2005, 1:05 PM EDT
Att: 26,713 - Sunny - 50 F

AB	29
R	4
H	6
RBI	4
BB	4
SO	6
LOB	17

livebaseballscorecards.com

Braves

WP	2	PA	35
PB	0		
SB	0		
CS	0		

PITCHER	IP	WLS	BF	H	R	ER	SO	BB	IBB	HBP	BLK	WP	HR	S	P	ERA	WHIP
Vicente Padilla, R (1, 1) ERA: 18.0	3.0	L	18	4	4	4	3	4	0	0	0	1	0	49	84	12.00	2.667
63 Ryan Madson, R (4, 1) ERA: 5.4	3.0		10	1	0	0	2	0	0	0	0	1	0	24	38	0.00	0.333
Rheal Cormier, L (7, 1) ERA: 7.2	1.0		3	0	0	0	1	0	0	0	0	0	0	7	10	0.00	0.000
Terry Adams, R (8, 1) ERA: 5.87	1.0		4	1	0	0	0	0	0	0	0	0	0	4	10	0.00	1.000

Batter	1	2	3	4	5	6	7	8	9	AB R H RBI BB SO LOB	TOP											
11 Jimmy Rollins, S (1, 6) OBP: 0.319, SLG: 0.369	1-0 G3	2-2 F8		3-1 F7		4-1 1B IBB		0-0 G4-3		4 0 0 0 1 0 4												
Placido Polanco, R (1, 7) OBP: 0.352, SLG: 0.298 Kenny Lofton, L (9, 8) OBP: 0.429, SLG: 0.523	0-3 K		2-1 L4	1-2 G5-4-3		2-1 1B		1-2 P3	5 0 1 2 0 1 1 0 0 0 0 0 0 0													
Bobby Abreu, L (1, 9) OBP: 0.360, SLG: 0.355	3-2 G5-3		2-1 1B 26 1B 1B		2-0 G3-1	2-2 G1-3		3-3 K	5 1 1 0 0 1 2													
Jim Thome, L (1, 3) OBP: 0.369, SLG: 0.318		1-0 P5	4-1 26 1B 1B BB		0-0 F8		1-1 L3	4-1 BB	3 0 0 0 2 0 0													
Jason Michaels, R (1, 8) OBP: 0.535, SLG: 0.500		4-2 26 1B FC5-4 BB	3-2 26 1B 1B		3-3 K		2-3 K	1-1 L5	4 1 1 0 1 2 1													
26 Chase Utley, L (1, 4) OBP: 0.357, SLG: 0.500		1-0 FC5-4 1B	1-0 1-2 2-3 3-H 1B			4-1 SH2-4 1B BB	1-1 F7		3 1 2 1 1 0 0													
David Bell, R (1, 5) OBP: 0.278, SLG: 0.342		0-0 FC5-4 1B	0-0 F3		2-0 FC6 SH2-4 1B		3-3 K		4 2 0 1 0 1 5													
Mike Lieberthal, R (1, 2) OBP: 0.292, SLG: 0.293		4-0 1B IBB	0-1 F8		1-2 L7		0-0 P3		3 0 0 0 1 0 5													
Cory Lidle, R (1, 1) OBP: 0.286, SLG: 0.167 Rheal Cormier, L (7, 1) Jose Offerman, S (8, PH) OBP: 0.333, SLG: 0.400 Tim Worrell, R (8, 1) Billy Wagner, L (8, 1)		0-1 1B		4-0 G5-4-3 BB		3-1 SH2-4		1-1 3B	1 0 1 1 1 0 0 0 0 0 0 0 0 0 1 0 1 0 0 0 0 0 0 0 0 0 0 0 0 0 0 0 0 0 0													
Inning Stats	R: 0 E: 0 K: 1 S: 10	H: 0 LOB: 0 BB: 0 P: 14	R: 2 E: 1 K: 0 S: 11	H: 2 LOB: 2 BB: 2 P: 23	R: 1 E: 0 K: 0 S: 12	H: 3 LOB: 3 BB: 1 P: 24	R: 0 E: 0 K: 0 S: 5	H: 0 LOB: 0 BB: 1 P: 13	R: 0 E: 0 K: 1 S: 5	H: 0 LOB: 0 BB: 0 P: 10	R: 2 E: 1 K: 0 S: 13	H: 1 LOB: 2 BB: 2 P: 31	R: 0 E: 0 K: 1 S: 7	H: 0 LOB: 0 BB: 0 P: 11	R: 0 E: 0 K: 1 S: 9	H: 1 LOB: 1 BB: 0 P: 13	R: 0 E: 0 K: 1 S: 9	H: 0 LOB: 1 BB: 1 P: 18	1B: 6 2B: 0 3B: 1 HR: 0	SF: 0 SAC: 1 DP: 1 HBP: 0	WP: 0 PB: 0 SB: 0 CS: 0	PA: 41
PITCHER	IP WLS BF H R ER SO BB IBB HBP BLK WP HR S P ERA WHIP																				PITCHER	IP WLS BF H R ER SO BB IBB HBP BLK WP HR S P ERA WHIP
Zach Day, R (1, 1) ERA: 5.09	5.1 L 26 5 5 3 2 4 1 0 0 0 0 48 96 5.06 1.688																					
Hector Carrasco, R (6, 1) ERA:	0.1 3 1 0 0 0 0 0 1 0 0 0 0 5 14 0.00 3.000																					
Joey Eischen, L (6, 1) ERA: 3.24	0.1 1 0 0 0 0 0 0 0 0 0 0 0 3 5 0.00 0.000																					
Jon Rauch, R (7, 1) ERA:	2.0 7 1 0 0 2 0 0 0 0 0 0 0 16 24 0.00 0.500																					
32 Chad Cordero, R (9, 1) ERA: 0.84	1.0 4 0 0 0 0 1 1 0 0 0 0 0 9 18 0.00 1.000																					

Philadelphia Phillies @ Washington Nationals
 Robert F. Kennedy Memorial Stadium, Washington, DC
 Mon Apr 25 2005, 7:05 PM EDT
 Att. 24,956 - Clear - 65 F

AB	33
R	5
H	7
RBI	5
BB	7
SO	5
LOB	18



Batter	1	2	3	4	5	6	7	8	9	AB	R	H	RBI	BB	SO	LOB
Brad Wilkerson, L OBP: 0.418, SLG: 0.590 (1, 8)	F7		2B		G6-4-3		K		24 1B	5	0	3	1	0	1	0
24 Nick Johnson, L OBP: 0.412, SLG: 0.394 (1, 3)	K		K		G6-4-3		F7		1B	5	0	1	0	0	2	2
Jose Vidro, S OBP: 0.410, SLG: 0.653 (1, 4)	K							SF8	F7	5	2	3	0	0	1	2
Jose Guillen, R OBP: 0.321, SLG: 0.584 (1, 9)		P1			F8			SF8		3	1	1	1	0	0	1
Terrel Sledge, L OBP: 0.344, SLG: 0.462 (1, 7)		F8			F7		L9			4	0	1	0	0	0	3
Vinny Castilla, R OBP: 0.424, SLG: 0.672 (1, 5)		F7			2B		F3		F9	4	0	1	0	0	0	3
Brian Schneider, L OBP: 0.297, SLG: 0.404 Gary Bennett, R OBP: 0.250, SLG: 0.286 (8, PH) (9, 2)			F7		15 FC6-4 IBB				F8	2	0	1	2	1	0	0
15 Cristian Guzman, S OBP: 0.208, SLG: 0.247 Jon Rauch, R (7, 1) 32 Chad Cordero, R (9, 1) Tony Blanco, R OBP: 0.333, SLG: 0.364 (9, PH)					FC6-4		F8		F7	3	1	1	0	0	0	4
Zach Day, R OBP: 0.167, SLG: 0.167 Hector Carrasco, R (6, 1) Joey Eischen, L OBP: 1.000, SLG: 1.000 Jamey Carroll, R OBP: 0.316, SLG: 0.444 (7, 6)			SH1-4						G6-3	1	0	0	0	0	0	0

Inning Stats	R: 0	H: 0	R: 0	H: 0	R: 1	H: 2	R: 0	H: 2	R: 0	H: 1	R: 2	H: 3	R: 0	H: 0	R: 1	H: 2	R: 0	H: 2	1B: 8	SF: 1	WP: 0	PA: 39
	E: 0	LOB: 0	E: 0	LOB: 0	E: 0	LOB: 1	E: 0	LOB: 3	E: 0	LOB: 0	E: 0	LOB: 1	E: 0	LOB: 0	E: 0	LOB: 1	E: 0	LOB: 2	2B: 2	SAC: 1	PB: 0	
	K: 2	BB: 0	K: 0	BB: 0	K: 1	BB: 0	K: 0	BB: 1	K: 0	BB: 0	K: 0	BB: 0	K: 1	BB: 0	K: 0	BB: 0	K: 0	BB: 0	3B: 2	DP: 1	SB: 0	
	S: 10	P: 14	S: 4	P: 7	S: 12	P: 17	S: 13	P: 23	S: 7	P: 10	S: 12	P: 15	S: 8	P: 14	S: 18	P: 28	S: 10	P: 15	HR: 0	HBP: 0	CS: 0	

PITCHER	IP	WLS	BF	H	R	ER	SO	BB	IBB	HBP	BLK	WP	HR	S	P	ERA	WHIP
Cory Lidle, R ERA: 4.03 (1, 1)	6.0	W	26	8	3	3	3	0	0	0	0	0	0	58	86	4.50	1.333
Rheal Cormier, L ERA: 6.0 (7, 1)	1.0	H	3	0	0	0	1	0	0	0	0	0	0	8	14	0.00	0.000
Tim Worrell, R ERA: 8.22 (8, 1)	0.2	H	4	2	1	1	0	0	0	0	0	0	0	15	22	13.50	3.000
Billy Wagner, L ERA: (8, 1)	1.1	S	6	2	0	0	0	0	0	0	0	0	0	13	21	0.00	1.500

BOTTOM

Philadelphia Phillies @ Washington Nationals
 Robert F. Kennedy Memorial Stadium, Washington, DC
 Mon Apr 25 2005, 7:05 PM EDT
 Att. 24,956 - Clear - 65 F

livebaseballscores.com

AB	36
R	4
H	12
RBI	4
BB	1
SO	4
LOB	16



Batter	1	2	3	4	5	6	7	8	9	AB R H RBI BB SO LOB	TOP	
11 Jimmy Rollins, S OBP: 0.313, SLG: 0.360 (1, 6)	1-2 F7	3-2 G1-3			1-1 P6		3-1 1B		1-3 K	5 0 1 0 0 1 1		
Placido Polanco, R OBP: 0.356, SLG: 0.308 (1, 7) (8, 5)	1-1 1B		1-1 F9		1-2 1B		0-0 F9		2-2 F8	5 1 2 0 0 0 1		
Bobby Abreu, L OBP: 0.376, SLG: 0.351 (1, 9)	4-2 1B		4-1 G1-3		3-1 F8		4-2 1B			1 0 0 0 3 0 1		
Jim Thome, L OBP: 0.375, SLG: 0.319 (1, 3)	0-0 1B		0-2 G1-3		1-2 IBB		1-1 G4-3			3 0 1 1 1 0 3		
Jason Michaels, R OBP: 0.489, SLG: 0.444 (1, 8) (8, 7)	2-1 F9		0-3 K		1-0 L6			3-2 G6-3		4 0 0 0 0 1 5		
26 Chase Utley, L OBP: 0.348, SLG: 0.476 (1, 4)	2-2 P5			1-3 K		2-1 G3-1		2-1 1B		4 0 1 0 0 1 2		
David Bell, R OBP: 0.268, SLG: 0.329 (1, 5) Kenny Lofton, L OBP: 0.440, SLG: 0.533 (8, PH) (8, 8)		0-3 K		1-3 K		0-1 G4-3		2-2 1B		3 0 0 0 0 2 0 1 0 1 0 0 0 0		
Mike Lieberthal, R OBP: 0.304, SLG: 0.323 (1, 2)		0-1 2B		1-0 1B		3-2 F8		3-2 G4-6-3		4 0 2 0 0 0 2		
21 Jon Lieber, L (1, 1) Jose Offerman, S (7, PH) Aaron Fultz, L (7, 1) Terry Adams, R (8, 1) Tomas Perez, S (9, PH) OBP: 0.308, SLG: 0.250		0-1 F9		1-3 K			2-3 K		3-2 P5	2 0 0 0 0 1 2 1 0 0 0 0 1 0 0 0 0 0 0 0 0 0 0 0 0 0 0 0 1 0 0 0 0 0 0		
Inning Stats	R: 1 H: 2 E: 0 LOB: 2 K: 0 BB: 1 S: 13 P: 23	R: 0 H: 1 E: 0 LOB: 1 K: 1 BB: 0 S: 10 P: 13	R: 0 H: 0 E: 0 LOB: 1 K: 1 BB: 1 S: 11 P: 16	R: 0 H: 1 E: 0 LOB: 1 K: 3 BB: 0 S: 10 P: 14	R: 0 H: 1 E: 0 LOB: 2 K: 0 BB: 1 S: 8 P: 18	R: 0 H: 0 E: 0 LOB: 0 K: 0 BB: 0 S: 7 P: 12	R: 0 H: 1 E: 0 LOB: 2 K: 1 BB: 1 S: 11 P: 21	R: 0 H: 2 E: 0 LOB: 1 K: 0 BB: 0 S: 11 P: 21	R: 0 H: 0 E: 0 LOB: 0 K: 1 BB: 0 S: 10 P: 16	1B: 7 SF: 0 2B: 1 SAC: 0 3B: 0 DP: 1 HR: 0 HBP: 0	WP: 0 PA: 38 PB: 0 SB: 1 CS: 0	
PITCHER	IP WLS BF H R ER SO BB IBB HBP BLK WP HR S P ERA WHIP											
22 John Patterson, R (1, 1) ERA: 0.98	6.2 W 30 6 1 1 6 3 1 0 0 0 0 0 68 114 1.35 1.350											
Gary Majewski, R (7, 1) ERA:	0.1 H 1 0 0 0 0 0 0 0 0 0 0 0 2 3 0.00 0.000											
Luis Ayala, R (8, 1) ERA: 2.92	1.0 H 4 2 0 0 0 0 0 0 0 0 0 0 11 21 0.00 2.000											
32 Chad Cordero, R (9, 1) ERA: 0.77	1.0 S 3 0 0 0 0 1 0 0 0 0 0 0 10 16 0.00 0.000											

Philadelphia Phillies @ Washington Nationals
 Robert F. Kennedy Memorial Stadium, Washington, DC
 Tue Apr 26 2005, 7:05 PM EDT
 Att. 23,332 - Clear - 64 F

AB	34
R	1
H	8
RBI	1
BB	4
SO	7
LOB	17



Batter	1	2	3	4	5	6	7	8	9	AB	R	H	RBI	BB	SO	LOB
Brad Wilkerson, L OBP: 0.421, SLG: 0.616 (1, 8) (6, 3)	1-2 F7		4-2 G4-6-3 24 BB BB		0-1 HR		2-1 F8			3	1	1	2	1	0	0
24 Nick Johnson, L OBP: 0.420, SLG: 0.438 Ryan Church, L OBP: 0.211, SLG: 0.229 (1, 3) (6, 8)	1-0 HR		4-2 G4-6-3 1-2 BB		2-3 K			1-2 G3-1		2	1	1	1	1	1	0
Jose Vidro, S OBP: 0.402, SLG: 0.627 (1, 4)	1-0 L9		0-1 G4-6-3 1-2f 2-3		4-2 BB			2-2 L7		3	0	0	0	1	0	2
Jose Guillen, R OBP: 0.330, SLG: 0.575 (1, 9)	4-0 BB		1-0 G5-3		2-2 L8			0-0 1B		3	0	1	0	1	0	2
Termel Sledge, L OBP: 0.333, SLG: 0.433 J.J. Davis, R OBP: 0.269, SLG: 0.208 (1, 7) (8, PR) (9, 7)	1-3 K			3-1 L7		2-1 P3		1-0 1B		4	0	1	0	0	1	1
Vinny Castilla, R OBP: 0.414, SLG: 0.641 (1, 5)		2-2 G1-3		0-1 P3		3-2 G6-3		4-2 FC6-4 BB		3	0	0	0	1	0	0
Brian Schneider, L OBP: 0.279, SLG: 0.377 (1, 2)		0-1 G4-3		0-1 G4-3		0-1 L3		2-0 FC6-4		4	0	0	0	0	0	3
15 Cristian Guzman, S OBP: 0.213, SLG: 0.250 (1, 6)		2-1 1B			1-3 K		1-2 G4-3			3	0	1	0	0	1	0
22 John Patterson, R OBP: 0.125, SLG: 0.250 Gary Majewski, R (7, 1) Tony Blanco, R OBP: 0.308, SLG: 0.333 Luis Ayala, R (8, 1) 32 Chad Cordero, R (9, 1)		0-0 G5-3			0-0 HR 2B		1-3 K			2	1	1	0	0	0	1

Inning Stats	R: 1	H: 1	E: 0	K: 1	S: 8	LOB: 1	BB: 1	P: 16	R: 0	H: 1	E: 0	K: 0	S: 8	LOB: 1	BB: 0	P: 12	R: 0	H: 0	E: 0	K: 0	S: 9	LOB: 1	BB: 2	P: 18	R: 0	H: 0	E: 0	K: 0	S: 6	LOB: 0	BB: 0	P: 9	R: 2	H: 2	E: 0	K: 2	S: 17	LOB: 1	BB: 1	P: 26	R: 0	H: 0	E: 0	K: 0	S: 7	LOB: 0	BB: 0	P: 12	R: 0	H: 0	E: 0	K: 1	S: 8	LOB: 0	BB: 0	P: 12	R: 0	H: 2	E: 0	K: 0	S: 13	LOB: 3	BB: 1	P: 23
--------------	------	------	------	------	------	--------	-------	-------	------	------	------	------	------	--------	-------	-------	------	------	------	------	------	--------	-------	-------	------	------	------	------	------	--------	-------	------	------	------	------	------	-------	--------	-------	-------	------	------	------	------	------	--------	-------	-------	------	------	------	------	------	--------	-------	-------	------	------	------	------	-------	--------	-------	-------


PITCHER	IP	WLS	BF	H	R	ER	SO	BB	IBB	HBP	BLK	WP	HR	S	P	ERA	WHIP
21 Jon Lieber, R ERA: 3.03 (1, 1)	6.0	L	25	4	3	3	3	4	0	0	0	0	2	55	93	4.50	1.333
Aaron Fultz, L ERA: 1.64 (7, 1)	1.2		5	0	0	0	1	0	0	0	0	0	0	15	22	0.00	0.000
Terry Adams, R ERA: 5.63 (8, 1)	0.1		4	2	0	0	0	1	0	0	0	0	0	6	13	0.00	9.000

BOTTOM

Philadelphia Phillies @ Washington Nationals
Robert F. Kennedy Memorial Stadium, Washington, DC

Tue Apr 26 2005, 7:05 PM EDT
 Att. 23,332 - Clear - 64 F

AB	29
R	3
H	6
RBI	3
BB	5
SO	4
LOB	9



1B: 3	SF: 0	WP: 0	PA: 34
2B: 1	SAC: 0	PB: 0	
3B: 0	DP: 1	SB: 0	
HR: 2	HBP: 0	CS: 0	

PITCHER	IP	WLS	BF	H	R	ER	SO	BB	IBB	HBP	BLK	WP	HR	S	P	ERA	WHIP
---------	----	-----	----	---	---	----	----	----	-----	-----	-----	----	----	---	---	-----	------

Batter	1	2	3	4	5	6	7	8	9	AB R H RBI BB SO LOB	TOP											
11 Jimmy Rollins, S OBP: 0.310, SLG: 0.387 (1, 6)	2-3 K ①		1-0 F8 ③			0-0 G4-3 ③			2-1 HR ③	4 1 1 1 0 1 0												
Kenny Lofton, L OBP: 0.426, SLG: 0.510 (1, 8)	1-3 K ②			1-2 F7 ①			1-0 G1-3 ①		3-2 1B FC3-5 1B ③	4 0 1 0 0 1 0												
Bobby Abreu, L OBP: 0.371, SLG: 0.346 (1, 9)	2-2 L1 ③			3-3 K ②			0-3 K ②		0-0 1B FC3-5 1B ③	4 1 1 0 0 2 0												
Jim Thome, L OBP: 0.359, SLG: 0.301 (1, 3)				2-3 K ③			2-1 G4-3 ③		3-2 FC3-5 1B ①	4 1 0 0 0 1 2												
26 Chase Utley, L OBP: 0.327, SLG: 0.444 David Bell, R OBP: 0.277, SLG: 0.338 (9, PH) (9, 5)				0-2 F7 ②			2-2 G4-3 ①		1-1 1B 1B ②	3 0 0 0 0 1 0 1 0 1 1 0 0 0												
Jason Michaels, R OBP: 0.490, SLG: 0.450 (1, 7)				0-2 1B ②			1-0 F8 ②		1-1 F8 ②	4 0 2 0 0 0 2												
Placido Polanco, R OBP: 0.349, SLG: 0.304 (1, 5) (9, 4)				2-3 K ③			2-2 P4 ③		0-0 1B 1B ②	4 0 1 1 0 2 2												
Mike Lieberthal, R OBP: 0.301, SLG: 0.308 (1, 2)				0-1 G1-3 ①			0-3 K ①		4-1 BB ②	3 0 0 0 1 1 2												
39 Brett Myers, R (1, 1) Jose Offerman, S OBP: 0.300, SLG: 0.353 (8, PH) Rheal Cormier, L (8, 1) Billy Wagner, L (9, 1)				0-2 P4 ②			1-3 K ②		1-3 K ③	2 0 0 0 0 1 0 1 0 0 0 0 1 2 0 0 0 0 0 0 0 0 0 0 0 0 0 0												
Inning Stats	R: 0 E: 0 K: 2 S: 10	H: 0 LOB: 0 BB: 0 P: 15	R: 0 E: 0 K: 1 S: 12	H: 1 LOB: 1 BB: 0 P: 14	R: 0 E: 0 K: 0 S: 6	H: 0 LOB: 0 BB: 0 P: 7	R: 0 E: 0 K: 2 S: 9	H: 0 LOB: 0 BB: 0 P: 15	R: 0 E: 0 K: 0 S: 7	H: 0 LOB: 0 BB: 0 P: 12	R: 0 E: 0 K: 2 S: 7	H: 0 LOB: 0 BB: 0 P: 8	R: 0 E: 0 K: 1 S: 6	H: 0 LOB: 0 BB: 0 P: 9	R: 0 E: 0 K: 3 S: 16	H: 1 LOB: 2 BB: 1 P: 25	R: 3 E: 0 K: 0 S: 18	H: 5 LOB: 2 BB: 0 P: 30	1B: 6 2B: 0 3B: 0 HR: 1	SF: 0 SAC: 0 DP: 0 HBP: 0	WP: 0 PB: 0 SB: 0 CS: 0	PA: 35
PITCHER	IP WLS BF H R ER SO BB IBB HBP BLK WP HR S P ERA WHIP																				PITCHER	IP WLS BF H R ER SO BB IBB HBP BLK WP HR S P ERA WHIP
Esteban Loaiza, R ERA: 4.13 (1, 1)	8.0 L 29 4 2 2 11 1 0 0 0 0 1 78 115 2.25 0.625																					
Joey Eischen, L ERA: 4.15 (9, 1)	0.1 2 1 0 0 0 0 0 0 0 0 0 0 4 7 0.00 3.000																					
Luis Ayala, R ERA: 2.77 (9, 1)	0.2 4 2 1 1 0 0 0 0 0 0 0 0 9 13 13.50 3.000																					

Philadelphia Phillies @ Washington Nationals
 Robert F. Kennedy Memorial Stadium, Washington, DC
 Wed Apr 27 2005, 4:35 PM EDT
 Att. 27,483 - Sunny - 72 F

AB	34
R	3
H	7
RBI	3
BB	1
SO	11
LOB	10



Batter	1	2	3	4	5	6	7	8	9	AB R H RBI BB SO LOB
Brad Wilkerson, L (1, 3) OBP: 0.414, SLG: 0.596	4-2 BB BB		2-3 K		1-1 G4-3			1-3 K		3 0 0 0 1 2 1
Ryan Church, L (1, 8) OBP: 0.238, SLG: 0.237	4-1 BB 1-2 BB		0-1 1B			0-1 G3-1		2-1 G4-3		3 0 1 0 1 0 0
Jose Vidro, S (1, 4) OBP: 0.396, SLG: 0.608	1-3 K		1-2 G5-3			3-2 1B		0-1 G4-3		4 0 1 0 0 1 2
Jose Guillen, R (1, 9) OBP: 0.315, SLG: 0.548	2-0 G5-3			0-1 P5		1-0 F9		2-3 K		4 0 0 0 0 1 2
Terrel Sledge, L (1, 7) OBP: 0.333, SLG: 0.406		4-2 G6-3 BLK BB		1-2 G4-3		1-2 G4-3		1-3 K		2 0 0 0 1 0 1
Tony Blanco, R (9, PH) OBP: 0.286, SLG: 0.308										1 0 0 0 0 1 0
Vinny Castilla, R (1, 5) OBP: 0.392, SLG: 0.603		3-2 P5		1-1 G6-3				0-0 F8		4 0 0 0 0 0 1
Brian Schneider, L (1, 2) OBP: 0.268, SLG: 0.359		0-2 G6-3			1-3 K					3 0 0 0 0 2 1
15 Cristian Guzman, S (1, 6) OBP: 0.229, SLG: 0.266		1-3 K			0-0 1B					3 0 2 0 0 1 1
Esteban Loaiza, R (1, 1) OBP: 0.167, SLG: 0.167			2-2 K			0-0 B1				3 0 0 0 0 2 2
Joey Eischen, L (9, 1) OBP: 1.000, SLG: 1.000										0 0 0 0 0 0 0
Luis Ayala, R (9, 1)										0 0 0 0 0 0 0

Inning Stats	R: 0	H: 0	E: 1	LOB: 1	K: 1	P: 19	R: 0	H: 0	E: 0	LOB: 1	K: 1	P: 23	R: 0	H: 1	E: 0	LOB: 1	K: 2	P: 20	R: 0	H: 0	E: 0	LOB: 0	K: 0	P: 9	R: 0	H: 1	E: 0	LOB: 1	K: 1	P: 9	R: 0	H: 1	E: 0	LOB: 1	K: 0	P: 17	R: 0	H: 1	E: 0	LOB: 1	K: 2	P: 15	R: 0	H: 0	E: 0	LOB: 0	K: 1	P: 10	R: 0	H: 0	E: 0	LOB: 0	K: 2	P: 10	1B: 4	SF: 0	2B: 0	SAC: 0	3B: 0	DP: 0	HR: 0	HBP: 0	WP: 0	PA: 33
--------------	------	------	------	--------	------	-------	------	------	------	--------	------	-------	------	------	------	--------	------	-------	------	------	------	--------	------	------	------	------	------	--------	------	------	------	------	------	--------	------	-------	------	------	------	--------	------	-------	------	------	------	--------	------	-------	------	------	------	--------	------	-------	-------	-------	-------	--------	-------	-------	-------	--------	-------	--------

PITCHER	IP	WLS	BF	H	R	ER	SO	BB	IBB	HBP	BLK	WP	HR	S	P	ERA	WHIP
39 Brett Myers, R (1, 1) ERA: 1.35	7.0		27	4	0	0	7	3	0	0	1	0	0	76	112	0.00	1.000
Rheal Cormier, L (8, 1) ERA: 5.14	1.0	W	3	0	0	0	1	0	0	0	0	0	0	7	10	0.00	0.000
Billy Wagner, L (9, 1) ERA:	1.0	S	3	0	0	0	2	0	0	0	0	0	0	7	10	0.00	0.000

BOTTOM

Philadelphia Phillies @ Washington Nationals
 Robert F. Kennedy Memorial Stadium, Washington, DC

Wed Apr 27 2005, 4:35 PM EDT
 Att: 27,483 - Sunny - 72 F

livebaseballscorecards.com

AB	30
R	0
H	4
RBI	0
BB	3
SO	10
LOB	11



Batter	1	2	3	4	5	6	7	8	9	AB	R	H	RBI	BB	SO	LOB	TOP										
Juan Pierre, L (1, 8) OBP: 0.354, SLG: 0.420	2-2 P6	2-2 1B		0-0 G4-3		3-2 F8		1-0 P4		5	0	1	0	0	0	3											
Damion Easley, R (1, 4) OBP: 0.273, SLG: 0.367	3-2 HR	1-1 P4			1-3 K		0-1 3B 1B		0-0 G5-3	5	2	2	1	0	1	1											
Carlos Delgado, L (1, 3) OBP: 0.388, SLG: 0.456	3-0 P5		1-1 L4		2-2 F8		0-3 K		2-0 P4	5	0	0	0	0	1	1											
Miguel Cabrera, R (1, 7) OBP: 0.393, SLG: 0.593	1-1 HR		2-2 HR		2-2 2B		2-2 F9		0-0 2B	5	2	4	1	0	0	1											
Juan Encarnacion, R (1, 9) OBP: 0.388, SLG: 0.562	0-0 HR		4-2 BB	G5-4-3		3-3 K		2-2 3B	1-1 HBP	3	1	2	3	1	1	1											
Paul Lo Duca, R (1, 2) OBP: 0.400, SLG: 0.409	0-1 1B		1-1 G5-4-3	1-2f		1-2 G1-3		1-2 F9	1-3 K	5	0	1	0	0	1	4											
Mike Lowell, R (1, 5) OBP: 0.226, SLG: 0.329	2-1 P5				1-2 F8		1-0 1B 2B		1-2 G1-3	4	1	1	0	0	0	1											
Alex Gonzalez, R (1, 6) OBP: 0.300, SLG: 0.375					1-0 SH2-4 1B		1-2 1B		1-3 K	4	0	2	1	0	2	0											
A.J. Burnett, R (1, 1) OBP: 0.154, SLG: 0.462					0-1 SH2-4		3-2 G1-3		0-0 1B	2	0	0	0	0	1	1											
Jeff Conine, R (8, PH) OBP: 0.300, SLG: 0.316										1	0	1	0	0	0	0											
Jim Mecer, S (8, 1)										0	0	0	0	0	0	0											
Matt Perisho, L (8, 1)										0	0	0	0	0	0	0											
Todd Jones, L (8, 1)										0	0	0	0	0	0	0											
Inning Stats	R: 3 E: 0 K: 0 S: 16	H: 4 LOB: 1 BB: 0 P: 27	R: 0 E: 0 K: 2 S: 15	H: 1 LOB: 1 BB: 0 P: 20	R: 1 E: 0 K: 0 S: 10	H: 1 LOB: 0 BB: 1 P: 18	R: 0 E: 0 K: 0 S: 7	H: 1 LOB: 1 BB: 0 P: 9	R: 0 E: 0 K: 2 S: 13	H: 1 LOB: 1 BB: 0 P: 21	R: 1 E: 0 K: 0 S: 14	H: 2 LOB: 1 BB: 0 P: 23	R: 1 E: 0 K: 1 S: 16	H: 2 LOB: 1 BB: 0 P: 21	R: 0 E: 0 K: 1 S: 8	H: 1 LOB: 1 BB: 0 P: 11	R: 0 E: 0 K: 1 S: 8	H: 1 LOB: 2 BB: 0 P: 12	1B: 6 2B: 4 3B: 1 HR: 3	SF: 0 SAC: 1 DP: 1 HBP: 1	WP: 0 PB: 0 SB: 1 CS: 0	PA: 42					
PITCHER	IP	WLS	BF	H	R	ER	SO	BB	IBB	HBP	BLK	WP	HR	S	P	ERA	WHIP										
Randy Wolf, L (1, 1) ERA: 6.52	5.0	L	23	8	4	4	4	1	0	0	0	0	3	61	95	7.20	1.800										
Terry Adams, R (6, 1) ERA: 6.0	1.0		5	2	1	1	0	0	0	0	0	0	0	14	23	9.00	2.000										
Geoff Geary, R (7, 1) ERA: 4.5	2.0		9	3	1	1	2	0	0	0	0	0	0	24	32	4.50	1.500										
Tim Worrell, R (9, 1) ERA: 7.27	1.0		5	1	0	0	1	0	0	1	0	0	0	8	12	0.00	1.000										

Florida Marlins @ Philadelphia Phillies
Citizens Bank Park, Philadelphia, PA
Fri Apr 29 2005, 7:05 PM EDT
Att: 28,471 - Partly Cloudy - 62 F

AB	39
R	6
H	14
RBI	6
BB	1
SO	7
LOB	13



Batter	1	2	3	4	5	6	7	8	9	AB R H RBI BB SO LOB
11 Jimmy Rollins, S OBP: 0.314, SLG: 0.388	0-3 K		1-2 E6 G6-3		1-0 F8			2-1 SAFE SAFE 1B 2B HBP	1-0 1B	5 1 2 0 0 1 1
Kenny Lofton, L OBP: 0.429, SLG: 0.510 Terry Adams, R OBP: 0.286, SLG: 0.333 Jose Offerman, S OBP: 0.357, SLG: 0.250 Geoff Geary, R OBP: 0.359, SLG: 0.304 Tomás Pérez, S OBP: 0.359, SLG: 0.304 Tim Worrell, R OBP: 0.359, SLG: 0.304 Placido Polanco, R OBP: 0.359, SLG: 0.304	1-0 1B		2-0 G6-3			3-2 F8		1-0 2B HBP	4-2 BB	2 0 1 0 0 0 1 0 0 0 0 0 0 0 1 0
Bobby Abreu, L OBP: 0.373, SLG: 0.341	3-1 1B			4-0 WP 1B BB		3-2 G4-3		1-1 F8	1-3 K	4 1 1 0 1 1 5
Jim Thome, L OBP: 0.354, SLG: 0.312	1-3 K			2-3 K		0-3 K		2-2 2B		4 0 1 2 0 3 3
Pat Burrell, R OBP: 0.379, SLG: 0.562	0-3 K			0-0 26 G4-6-3 1B			0-0 G4-3	1-3 K		4 0 1 1 0 2 4
26 Chase Utley, L OBP: 0.340, SLG: 0.500			3-2 F8		3-2 G4-6-3		1-1 HR	4-0 IBB		3 1 1 1 1 0 1
David Bell, R OBP: 0.264, SLG: 0.321			2-0 G6-3		0-3 K		0-1 G6-3	1-0 F8		4 0 0 0 0 1 3
Mike Lieberthal, R OBP: 0.312, SLG: 0.333			0-1 F8				3-2 G6-3		2-2 11 1B	4 0 2 0 0 0 0
Randy Wolf, L OBP: 0.222, SLG: 0.125 Jason Michaels, R OBP: 0.481, SLG: 0.442			2-3 K		3-3 K			3-2 HBP 11 1B 2B	1-0 L6	1 0 0 0 0 1 0 3 1 1 0 0 1 2

Inning Stats	R: 0	H: 2	E: 0	K: 3	S: 13	LOB: 2	BB: 0	P: 18	R: 0	H: 0	E: 0	K: 0	S: 6	LOB: 0	BB: 0	P: 11	R: 0	H: 0	E: 1	K: 1	S: 8	LOB: 0	BB: 0	P: 13	R: 1	H: 1	E: 0	K: 1	S: 8	LOB: 0	BB: 1	P: 17	R: 0	H: 1	E: 0	K: 2	S: 11	LOB: 1	BB: 0	P: 15	R: 0	H: 0	E: 0	K: 1	S: 13	LOB: 0	BB: 0	P: 19	R: 1	H: 1	E: 0	K: 0	S: 8	LOB: 0	BB: 0	P: 12	R: 2	H: 3	E: 0	K: 1	S: 14	LOB: 3	BB: 1	P: 29	R: 0	H: 2	E: 0	K: 1	S: 13	LOB: 2	BB: 1	P: 22	1B: 7	2B: 2	3B: 0	HR: 1	SF: 0	SAC: 0	DP: 2	HBP: 1	WP: 1	PA: 39
--------------	------	------	------	------	-------	--------	-------	-------	------	------	------	------	------	--------	-------	-------	------	------	------	------	------	--------	-------	-------	------	------	------	------	------	--------	-------	-------	------	------	------	------	-------	--------	-------	-------	------	------	------	------	-------	--------	-------	-------	------	------	------	------	------	--------	-------	-------	------	------	------	------	-------	--------	-------	-------	------	------	------	------	-------	--------	-------	-------	-------	-------	-------	-------	-------	--------	-------	--------	-------	--------


PITCHER	IP	WLS	BF	H	R	ER	SO	BB	IBB	HBP	BLK	WP	HR	S	P	ERA	WHIP
A.J. Burnett, R ERA: 2.43	(1, 1)	7.0	26	5	2	2	8	1	0	0	0	1	1	67	105	2.57	0.857
Jim Mecir, R ERA: 3.68	(8, 1)	0.0	2	2	2	2	0	0	0	0	0	0	0	5	10	∞	∞
Matt Perisho, L ERA: 1.69	(8, 1)	0.1	3	1	0	0	0	0	0	1	0	0	0	5	9	0.00	3.000
Todd Jones, R ERA: 1.69	(8, 1)	1.2	8	2	0	0	2	1	1	0	0	0	0	17	32	0.00	1.800

Florida Marlins @ Philadelphia Phillies
Citizens Bank Park, Philadelphia, PA

Fri Apr 29 2005, 7:05 PM EDT
Att. 28,471 - Partly Cloudy - 62 F

livebaseballscorecards.com

AB	35
R	4
H	10
RBI	4
BB	3
SO	10
LOB	20



Batter	1	2	3	4	5	6	7	8	9	AB R H RBI BB SO LOB	TOP						
Juan Pierre, L (1, 8) OBP: 0.343, SLG: 0.407	1-1 L3	2-1 L4			0-1 G3					3 0 0 0 0 0 1							
Damion Easley, R (1, 4) OBP: 0.250, SLG: 0.333	2-2 G5-3		0-1 P5		2-2 G1-3					3 0 0 0 0 0 0							
Carlos Delgado, L (1, 3) OBP: 0.394, SLG: 0.450	4-0 BB		4-2 BB		1-3 K					1 0 0 0 2 1 0							
Miguel Cabrera, R (1, 7) OBP: 0.380, SLG: 0.571	3-1 SAFE G4-3		3-1 L9		3-3 K					3 0 0 0 0 1 2							
Juan Encarnacion, R (1, 9) OBP: 0.373, SLG: 0.539		0-1 G5-3	2-3 K		2-3 K					3 0 0 0 0 2 1							
Paul Lo Duca, R (1, 2) OBP: 0.403, SLG: 0.403		4-0 2B 1B BB		2-2 G6-3						1 1 0 0 1 0 0							
Mike Lowell, R (1, 5) OBP: 0.233, SLG: 0.346		2-1 1B 2B		2-0 P6						2 1 1 0 0 0 0							
Alex Gonzalez, R (1, 6) OBP: 0.306, SLG: 0.379		0-2 G6-3 2-H 3-H 1B		0-0 G4-3						2 0 1 2 0 0 0							
Dontrelle Willis, L (1, 1) OBP: 0.133, SLG: 0.133		1-1 G6-3		1-2 G4-3						2 0 0 0 0 0 1							
Inning Stats	R: 0 E: 0 K: 0 S: 11	H: 0 LOB: 1 BB: 1 P: 21	R: 2 E: 0 K: 0 S: 11	H: 2 LOB: 1 BB: 1 P: 20	R: 0 E: 0 K: 1 S: 11	H: 0 LOB: 1 BB: 1 P: 20	R: 0 E: 0 K: 0 S: 5	H: 0 LOB: 0 BB: 0 P: 9	R: 0 E: 0 K: 3 S: 9	H: 0 LOB: 0 BB: 0 P: 15	1B: 1 2B: 1 3B: 0 HR: 0	SF: 0 SAC: 0 DP: 0 HBP: 0	WP: 0 PA: 23 PB: 0 SB: 0 CS: 0				
PITCHER Vicente Padilla, R (1, 1) ERA: 11.45 63 Ryan Madson, R (6, 1) ERA: 4.91	IP 5.0 1.0	WLS L 3	BF 20 3	H 2 0	R 2 0	ER 2 0	SO 1 3	BB 3 0	IBB 0 0	HBP 0 0	BLK 0 0	WP 0 0	HR 0 9	S 46 15	P 81 15	ERA 3.60 0.00	WHIP 1.000 0.000

Florida Marlins @ Philadelphia Phillies
Citizens Bank Park, Philadelphia, PA
Sat Apr 30 2005, 7:05 PM EDT
Att. 25,900 - Cloudy - 63 F

AB	20
R	2
H	2
RBI	2
BB	3
SO	4
LOB	5



Batter	1	2	3	4	5	6	7	8	9	AB R H RBI BB SO LOB
11 Jimmy Rollins, S OBP: 0.306, SLG: 0.376 (1, 6)	1-2 G5-3 ①		1-2 L4 ①		1-0 G5-3 ②					3 0 0 0 0 0 0
Placido Polanco, R OBP: 0.358, SLG: 0.305 (1, 4)	1-2 G6-3 ②		0-0 G6-3 ②		0-2 1B ②					3 0 1 0 0 0 0
Bobby Abreu, L OBP: 0.371, SLG: 0.341 (1, 9)	1-1 BB 1B ③		0-1 L5 ③		2-1 G1-3 ③					3 0 1 0 0 0 1
Pat Burrell, R OBP: 0.393, SLG: 0.562 (1, 7)	4-0 SAFE 1 SAFE 1 SAFE 1B ③			4-2 E FC5-4 BB ③						0 1 0 0 2 0 0
Jim Thome, L OBP: 0.347, SLG: 0.304 Tomas Perez, S OBP: 0.357, SLG: 0.250 (1, 3) (5, 3)	0-3 K ③			1-0 E6 FC5-4 1-3 ③						2 0 0 0 0 1 3 0 0 0 0 0 0 0
Jason Michaels, R OBP: 0.464, SLG: 0.422 (1, 8)		0-1 F8 ①		0-1 F9 ①						2 0 0 0 0 0 2
Mike Lieberthal, R OBP: 0.316, SLG: 0.338 (1, 2)		0-1 1B ②		1-2 FC5-4 1-2f 3-H ②						2 0 1 1 0 0 1
David Bell, R OBP: 0.258, SLG: 0.313 (1, 5)		0-1 P3 ②		0-3 K SAFE ③						2 0 0 0 0 1 2
Vicente Padilla, R 63 Ryan Madson, L (1, 1) (6, 1)		2-3 K ③			0-3 K ①					2 0 0 0 0 2 1 0 0 0 0 0 0 0

Inning Stats	R: 0 H: 1 E: 0 LOB: 2 K: 1 BB: 1 S: 11 P: 18	R: 0 H: 1 E: 0 LOB: 1 K: 1 BB: 0 S: 10 P: 12	R: 0 H: 0 E: 0 LOB: 0 K: 0 BB: 0 S: 8 P: 9	R: 1 H: 0 E: 1 LOB: 1 K: 1 BB: 1 S: 13 P: 19	R: 0 H: 1 E: 0 LOB: 1 K: 1 BB: 0 S: 9 P: 12					1B: 3 SF: 0 2B: 0 SAC: 0 3B: 0 DP: 0 HR: 0 HBP: 0
---------------------	---	---	---	---	--	--	--	--	--	--

PITCHER Dontrelle Willis, L ERA: 1.29 (1, 1)	IP WLS BF H R ER SO BB IBB HBP BLK WP HR S P ERA WHIP	5.0 W 21 3 1 0 4 2 0 0 0 0 0 0 51 70 0.00 1.000	PITCHER	IP WLS BF H R ER SO BB IBB HBP BLK WP HR S P ERA WHIP	
--	---	---	----------------	---	--

BOTTOM

Florida Marlins @ Philadelphia Phillies
Citizens Bank Park, Philadelphia, PA

Sat Apr 30 2005, 7:05 PM EDT
Att: 25,900 - Cloudy - 63 F

livebaseballscorecards.com

AB	19
R	1
H	3
RBI	1
BB	2
SO	4
LOB	10



WP: 0	PA: 21
PB: 0	
SB: 0	
CS: 0	

Batter	1	2	3	4	5	6	7	8	9	AB R H RBI BB SO LOB	TOP											
Juan Pierre, L (1, 8) OBP: 0.327, SLG: 0.385	2-2 G3-1		1-2 F8		1-1 G3		2-2 K		0-1 G1-3	5 0 0 0 0 1 1												
Damion Easley, R (1, 4) OBP: 0.250, SLG: 0.351	0-3 K		0-0 2B			1-0 G5-3	0-1 F8			4 0 1 0 0 1 0												
Carlos Delgado, L (1, 3) OBP: 0.388, SLG: 0.458	1-2 P2		0-0 SF7			0-2 1B 2B		1-2 G6-3		3 1 1 1 0 0 0												
Miguel Cabrera, R (1, 7) OBP: 0.385, SLG: 0.580		1-3 K	0-3 K			2-0 1B 1B		3-1 1B 2B		4 2 2 0 0 2 1												
Juan Encarnacion, R (1, 9) OBP: 0.380, SLG: 0.538		0-3 K		1-2 P5		0-1 1B 1B		0-1 G5-3 1B		4 0 2 1 0 1 0												
Paul Lo Duca, R (1, 2) OBP: 0.420, SLG: 0.423		0-1 G6-3		0-1 G5-4-3 1B		0-1 1B		0-0 1B		4 0 3 2 0 0 0												
Mike Lowell, R (1, 5) OBP: 0.233, SLG: 0.353			0-1 HR 2B		1-1 G5-4-3		1-1 F9		1-2 G5-3	4 1 1 0 0 0 5												
Alex Gonzalez, R (1, 6) OBP: 0.303, SLG: 0.414			2-2 HR			2-2 F9		0-3 K		4 1 1 2 0 2 2												
Josh Beckett, R (1, 1) OBP: 0.267, SLG: 0.231			0-0							0 0 0 0 0 0 0												
Dontrille Willis, L (3, PH) OBP: 0.188, SLG: 0.188										1 1 1 0 0 0 0												
Brian Moehler, R (3, 1)										1 0 0 0 0 1 0												
Lenny Harris, L (7, PH) OBP: 0.400, SLG: 0.333										1 0 0 0 0 0 0												
40 Nate Bump, L (7, 1)										0 0 0 0 0 0 0												
Matt Perisho, L (8, 1)										0 0 0 0 0 0 0												
Jim Mecir, S (8, 1)										0 0 0 0 0 0 0												
Jeff Conine, R (9, PH) OBP: 0.286, SLG: 0.300			2B SF7 1B							1 0 0 0 0 0 0												
Inning Stats	R: 0 E: 0 K: 1 S: 13	H: 0 LOB: 0 BB: 0 P: 16	R: 0 E: 0 K: 2 S: 10	H: 0 LOB: 0 BB: 0 P: 11	R: 3 E: 0 K: 1 S: 16	H: 4 LOB: 1 BB: 0 P: 19	R: 0 E: 0 K: 0 S: 8	H: 1 LOB: 0 BB: 0 P: 10	R: 0 E: 0 K: 1 S: 9	H: 0 LOB: 0 BB: 0 P: 12	R: 2 E: 0 K: 1 S: 14	H: 4 LOB: 2 BB: 0 P: 18	R: 0 E: 0 K: 1 S: 9	H: 0 LOB: 0 BB: 0 P: 13	R: 1 E: 0 K: 0 S: 11	H: 3 LOB: 1 BB: 0 P: 16	R: 0 E: 0 K: 1 S: 7	H: 0 LOB: 0 BB: 0 P: 11	1B: 7 2B: 4 3B: 0 HR: 1	SF: 1 SAC: 0 DP: 2 HBP: 0	WP: 0 PB: 0 SB: 0 CS: 0	PA: 37
PITCHER	IP WLS BF H R ER SO BB IBB HBP BLK WP HR S P ERA WHIP																					
Cory Lidle, R (1, 1) ERA: 4.88	5.1 W 24 9 5 5 5 0 0 0 0 0 1 65 80 8.44 1.688																					
63 Ryan Madson, R (6, 1) ERA: 4.26	1.2 H 5 0 0 0 2 0 0 0 0 0 0 0 14 19 0.00 0.000																					
Tim Worrell, R (8, 1) ERA: 8.0	0.1 H 4 3 1 1 0 0 0 0 0 0 0 0 8 12 27.00 9.000																					
Billy Wagner, L (8, 1) ERA:	1.2 S 4 0 0 0 1 0 0 0 0 0 0 0 10 15 0.00 0.000																					

Florida Marlins @ Philadelphia Phillies
Citizens Bank Park, Philadelphia, PA
Sun May 01 2005, 1:35 PM EDT
Att. 37,306 - Sunny - 60 F

livebaseballscorecards.com

AB	36
R	6
H	12
RBI	6
BB	0
SO	8
LOB	9



Batter	1	2	3	4	5	6	7	8	9
11 Jimmy Rollins, S OBP: 0.301, SLG: 0.377									
Placido Polanco, R OBP: 0.361, SLG: 0.302									
Bobby Abreu, L OBP: 0.373, SLG: 0.370									
Pat Burrell, R OBP: 0.404, SLG: 0.553									
26 Chase Utley, L OBP: 0.362, SLG: 0.519									
Jason Michaels, R OBP: 0.467, SLG: 0.438									
Tomas Perez, S OBP: 0.444, SLG: 0.375									
Todd Pratt, R OBP: 0.235, SLG: 0.375									
Cory Lidle, R OBP: 0.250, SLG: 0.143									
63 Ryan Madson, L									
Tim Worrell, R									
Billy Wagner, L OBP: 1.000, SLG: 1.000									

Inning Stats	R: 5	H: 5	E: 0	K: 0	S: 29	L: 5	LOB: 2	BB: 2	P: 51	R: 0	H: 0	E: 0	K: 1	S: 7	R: 0	H: 1	E: 0	K: 1	S: 8	R: 0	H: 0	E: 0	K: 0	S: 5	R: 2	H: 3	E: 0	K: 0	S: 15	R: 0	H: 1	E: 0	K: 1	S: 12	R: 1	H: 2	E: 0	K: 0	S: 11	R: 0	H: 1	E: 0	K: 0	S: 10						

PITCHER	IP	WLS	BF	H	R	ER	SO	BB	IBB	HBP	BLK	WP	HR	S	P	ERA	WHIP
Josh Beckett, R ERA: 2.57	(1, 1)	2.0	L	14	5	5	5	1	3	0	0	0	1	36	68	22.50	4.000
Brian Moehler, R ERA: 2.28	(3, 1)	4.0		16	5	2	2	0	0	0	0	0	0	40	60	4.50	1.250
40 Nate Bump, R ERA: 2.19	(7, 1)	1.2		8	3	1	1	0	0	0	0	0	0	14	18	5.40	1.800
Matt Perisho, L ERA: 1.69	(8, 1)	0.0		1	0	0	0	1	0	0	0	0	0	2	6	∞	∞
Jim Mecir, R ERA: 3.52	(8, 1)	0.1		2	0	0	0	1	0	0	0	0	0	5	9	0.00	3.000

AB	R	H	RBI	BB	SO	LOB
5	1	1	0	0	0	3
4	1	1	0	1	0	1
4	1	1	3	1	2	1
3	1	1	0	2	0	0
4	3	2	0	1	0	4
3	1	2	1	0	0	1
4	0	3	3	0	0	1
4	0	1	1	0	1	2
1	0	0	0	0	0	0
1	0	0	0	0	0	0
0	0	0	0	0	0	0
1	0	1	0	0	0	0

WP	PA	1B	2B	3B	HR	SF	SAC	DP	HBP	CS
0	41	10	2	0	1	1	0	0	0	1

Florida Marlins @ Philadelphia Phillies
 Citizens Bank Park, Philadelphia, PA
 Sun May 01 2005, 1:35 PM EDT
 Att. 37,306 - Sunny - 60 F

AB	34
R	8
H	13
RBI	8
BB	5
SO	3
LOB	13



Batter	1	2	3	4	5	6	7	8	9	AB R H RBI BB SO LOB	TOP											
11 Jimmy Rollins, S (1, 6) OBP: 0.291, SLG: 0.364	0-0 G6-3		2-0 F8		2-1 P6			0-2 G1-3		4 0 0 0 0 0 0												
Jason Michaels, R (1, 8) OBP: 0.438, SLG: 0.404	2-3 K		1-2 G5-3			0-3 K		2-1 F9		4 0 0 0 0 2 0												
Bobby Abreu, L (1, 9) OBP: 0.377, SLG: 0.362	4-2 E S BB		0-3 K			1-1 G3-1		4-2 BB		2 0 0 0 2 1 0												
Pat Burrell, R (1, 7) OBP: 0.398, SLG: 0.532	1-3 K			4-2 BB		1-2 F7		3-2 F7		3 0 0 0 1 1 2												
26 Chase Utley, L (1, 4) OBP: 0.387, SLG: 0.545		0-1 1B 1B		0-2 F8		1-2 1B G5-3 2B		4-0 G4-6-3 BB		3 1 2 0 1 0 1												
David Bell, R (1, 5) OBP: 0.258, SLG: 0.310		1-1 F8		1-2 F8		2-1 G5-3 1B		0-3 K		4 0 1 0 0 1 3												
Tomas Perez, S (1, 3) OBP: 0.409, SLG: 0.350		0-1 SAFE 1-2 1B		1-2 G4-3		0-2 G5-3		1-1 G4-6-3		4 0 1 1 0 0 3												
Mike Lieberthal, R (1, 2) OBP: 0.305, SLG: 0.324		1-1 F8		0-3 K		1-0 P3		1-2 1-2f		3 0 0 0 0 1 3												
21 Jon Lieber, L (1, 1) Jose Offerman, S (7, PH) Terry Adams, R (7, 1) Geoff Geary, R (7, 1)		1-0 L9		3-3 K		1-2 P6				2 0 0 0 0 1 2												
Inning Stats	R: 0 E: 0 K: 2 S: 9	H: 0 LOB: 1 BB: 1 P: 16	R: 0 E: 0 K: 0 S: 9	H: 2 LOB: 2 BB: 0 P: 12	R: 0 E: 0 K: 1 S: 7	H: 0 LOB: 0 BB: 0 P: 10	R: 0 E: 0 K: 0 S: 11	H: 0 LOB: 1 BB: 1 P: 17	R: 0 E: 0 K: 2 S: 10	H: 0 LOB: 0 BB: 0 P: 15	R: 0 E: 0 K: 1 S: 8	H: 0 LOB: 0 BB: 0 P: 10	R: 1 E: 0 K: 0 S: 15	H: 2 LOB: 1 BB: 0 P: 20	R: 0 E: 0 K: 0 S: 14	H: 0 LOB: 1 BB: 1 P: 23	R: 0 E: 0 K: 1 S: 6	H: 0 LOB: 0 BB: 1 P: 11	1B: 3 2B: 1 3B: 0 HR: 0	SF: 0 SAC: 0 DP: 1 HBP: 0	WP: 0 PB: 0 SB: 1 CS: 0	PA: 34
PITCHER	IP WLS BF H R ER SO BB IBB HBP BLK WP HR S P ERA WHIP																					
45 Pedro Martinez, R (1, 1) ERA: 2.51	7.0 W 27 4 1 1 6 2 0 0 0 0 0 0 69 100 1.29 0.857																					
Mike DeJean, R (8, 1) ERA: 3.86	1.0 4 0 0 0 0 1 0 0 0 0 0 0 14 23 0.00 1.000																					
Heath Bell, R (9, 1) ERA: 4.7	1.0 3 0 0 0 0 1 1 0 0 0 0 0 6 11 0.00 1.000																					

Philadelphia Phillies @ New York Mets
Shea Stadium, Flushing, NY
Mon May 02 2005, 7:10 PM EDT
Att. 16,897 - Cloudy - 48 F

livebaseballscorecards.com

AB	30
R	1
H	4
RBI	1
BB	4
SO	7
LOB	15



Batter	1	2	3	4	5	6	7	8	9
7 José Reyes, S OBP: 0.287, SLG: 0.421 (1, 6)	0-1 1B		2-1 1B 1B		1-1 1B		2-1 15 HR 1B	3-2 G5-3	
Kazuo Matsui, S OBP: 0.330, SLG: 0.321 (1, 4)	2-3 K 1-2		1-1 15 1B 1B 1-H		0-0 G1-3		4-1 15 HR BB 1-2	1-1 P6	
15 Carlos Beltrán, S OBP: 0.365, SLG: 0.481 (1, 8)	0-0 P5		1-0 1-2 1B				3-2 HR 1-H 2-H		
Cliff Floyd, L OBP: 0.433, SLG: 0.638 (1, 7)	1-3 K		2-2 G6-3				1-0 11 WP 2B 11 BB 5 S WP 1B		
5 David Wright, R OBP: 0.404, SLG: 0.506 (1, 5)					2-1 G6-3		0-1 G6-3	1-2 K	
Doug Mientkiewicz, L OBP: 0.330, SLG: 0.395 (1, 3)					1-1 F8		4-0 11 WP IBB	4-0 WP 11 BB IBB	
11 Ramon Castro, R OBP: 0.269, SLG: 0.217 (1, 2)					0-0 P2		4-1 1-2 2-3 BB	4-2 WP 1-2 2-3 BB	
Victor Diaz, R OBP: 0.412, SLG: 0.507 (1, 9)					0-2 G1-3		1-2 G6-3	1-0 F8	
45 Pedro Martinez, R Marlon Anderson, L (7, PH) Mike DeJean, R (8, 1) Eric Valent, L (8, PH) Heath Bell, R (9, 1)					1-0 G3-1		0-3 K	1-2 G4-3	2-3 K

Inning Stats	R: 0 E: 0 K: 2 S: 9	H: 1 LOB: 1 BB: 0 P: 12	R: 0 E: 0 K: 0 S: 8	H: 0 LOB: 0 BB: 0 P: 11	R: 1 E: 0 K: 0 S: 13	H: 3 LOB: 2 BB: 0 P: 20	R: 0 E: 0 K: 0 S: 5	H: 0 LOB: 0 BB: 0 P: 8	R: 0 E: 0 K: 1 S: 9	H: 1 LOB: 1 BB: 0 P: 11	R: 0 E: 0 K: 1 S: 8	H: 1 LOB: 3 BB: 2 P: 17	R: 4 E: 0 K: 2 S: 20	H: 3 LOB: 2 BB: 3 P: 41	R: 0 E: 0 K: 1 S: 9	H: 0 LOB: 0 BB: 0 P: 15
--------------	------------------------------	----------------------------------	------------------------------	----------------------------------	-------------------------------	----------------------------------	------------------------------	---------------------------------	------------------------------	----------------------------------	------------------------------	----------------------------------	-------------------------------	----------------------------------	------------------------------	----------------------------------

PITCHER	IP	WLS	BF	H	R	ER	SO	BB	IBB	HBP	BLK	WP	HR	S	P	ERA	WHIP
21 Jon Lieber, R ERA: 2.81	(1, 1)	6.0	26	6	1	1	4	1	1	0	0	1	0	52	79	1.50	1.167
Terry Adams, R ERA: 9.64	(7, 1)	0.1	5	3	4	4	0	1	0	0	0	0	1	11	22	108.00	12.000
Geoff Geary, R ERA: 2.45	(7, 1)	1.2	7	0	0	0	3	1	1	0	0	1	0	18	34	0.00	0.600

BOTTOM


Philadelphia Phillies @ New York Mets
Shea Stadium, Flushing, NY

Mon May 02 2005, 7:10 PM EDT
Att. 16,897 - Cloudy - 48 F

AB	R	H	RBI	BB	SO	LOB
5	2	4	0	0	0	0
4	1	1	1	1	1	2
4	1	2	3	0	1	1
4	1	2	0	0	1	3
4	0	0	0	0	1	2
2	0	0	0	2	0	0
2	0	0	0	2	0	0
4	0	0	0	0	1	5
2	0	0	0	0	1	0
1	0	0	0	0	0	0
0	0	0	0	0	0	0
1	0	0	0	0	1	0
0	0	0	0	0	0	0

AB	33
R	5
H	9
RBI	4
BB	5
SO	7
LOB	13

WP: 2 PA: 38
PB: 0
SB: 3
CS: 0



PITCHER	IP	WLS	BF	H	R	ER	SO	BB	IBB	HBP	BLK	WP	HR	S	P	ERA	WHIP
---------	----	-----	----	---	---	----	----	----	-----	-----	-----	----	----	---	---	-----	------

BOTTOM

Philadelphia Phillies @ New York Mets
Shea Stadium, Flushing, NY
Tue May 03 2005, 7:10 PM EDT
Att: 17,051 - Cloudy - 56 F

livebaseballscores.com

AB 33
R 3
H 7
RBI 3
BB 4
SO 11
LOB 14



WP: 1 PA: 38
PB: 0
SB: 0
CS: 0

AB R H RBI BB SO LOB

4	0	1	1	1	2	1
4	0	1	1	0	2	4
3	0	0	0	0	2	2
1	0	0	0	0	0	1
3	1	2	1	0	0	1
1	0	0	0	0	0	1
3	0	0	0	0	0	1
0	0	0	0	0	0	0
0	0	0	0	0	0	0
1	1	1	0	0	0	0
4	0	0	0	0	1	1
3	0	0	0	1	1	1
3	0	0	0	1	3	1
1	0	1	0	0	0	0
0	0	0	0	0	0	0
1	0	0	0	0	0	0
0	0	0	0	0	0	0
1	1	1	0	1	0	0

Batter	1	2	3	4	5	6	7	8	9
7 José Reyes, S OBP: 0.292, SLG: 0.424 (1, 6)			F9					2B	BB
Kazuo Matsui, S OBP: 0.323, SLG: 0.318 (1, 4)	1B						SF8	FC6-4	BB
15 Carlos Beltrán, S OBP: 0.356, SLG: 0.467 Chris Woodward, R OBP: 0.310, SLG: 0.333 (1, 8) (8, 8)	F7				K2-3		G1-3		
Cliff Floyd, L OBP: 0.441, SLG: 0.675 11 Ramon Castro, R OBP: 0.259, SLG: 0.208 (1, 7) (8, 2)	P4				FC5-4		G1-3		
31 Mike Piazza, R OBP: 0.275, SLG: 0.361 Dae-Sung Koo, L Heath Bell, R Marlon Anderson, L OBP: 0.464, SLG: 0.480 (1, 2) (8, 1) (9, 1) (9, PH)		G5-3	F8		FC5-4			BB	BB
Doug Mientkiewicz, L OBP: 0.317, SLG: 0.378 (1, 3)		P6	P6						1B
5 David Wright, R OBP: 0.398, SLG: 0.488 (1, 5)		WP	P4						BB
Victor Diaz, R OBP: 0.404, SLG: 0.486 (1, 9)		K	K						BB
Tom Glavine, L OBP: 0.333, SLG: 0.250 Manny Aybar, R Eric Valent, L OBP: 0.258, SLG: 0.185 43 Royce Ring, L Miguel Cairo, R OBP: 0.394, SLG: 0.448 (1, 1) (4, 1) (5, PH) (6, 1) (8, 7)			L8					SF8	BB

Inning Stats	R: 0	H: 1	E: 0	K: 1	S: 13	H: 0	LOB: 1	BB: 0	P: 18	R: 0	H: 0	E: 0	K: 1	S: 11	R: 0	H: 1	E: 0	K: 2	S: 12	R: 1	H: 1	E: 0	K: 0	S: 7	R: 0	H: 0	E: 0	K: 2	S: 9	R: 0	H: 1	E: 0	K: 2	S: 10	R: 0	H: 0	E: 0	K: 2	S: 11	R: 1	H: 1	E: 0	K: 0	S: 11	R: 1	H: 0	E: 0	K: 0	S: 11	R: 1	H: 2	E: 0	K: 1	S: 14	R: 0	H: 0	E: 0	K: 1	S: 14	1B: 5	SF: 1	2B: 1	SAC: 0	3B: 0	DP: 0	HR: 1	HBP: 0
--------------	------	------	------	------	-------	------	--------	-------	-------	------	------	------	------	-------	------	------	------	------	-------	------	------	------	------	------	------	------	------	------	------	------	------	------	------	-------	------	------	------	------	-------	------	------	------	------	-------	------	------	------	------	-------	------	------	------	------	-------	------	------	------	------	-------	-------	-------	-------	--------	-------	-------	-------	--------

PITCHER	IP	WLS	BF	H	R	ER	SO	BB	IBB	HBP	BLK	WP	HR	S	P	ERA	WHIP
39 Brett Myers, R ERA: 1.34 (1, 1)	7.0	W	26	4	1	1	10	1	0	0	0	1	1	73	108	1.29	0.714
Aaron Fultz, L ERA: 2.25 (8, 1)	1.0		5	1	1	1	0	1	0	0	0	0	0	11	18	9.00	2.000
Tim Worrell, R ERA: 8.1 (9, 1)	1.0		7	2	1	1	1	2	0	0	0	0	0	14	29	9.00	4.000

WP: 1 PA: 38

ERA WHIP

Batter	1	2	3	4	5	6	7	8	9	AB R H RBI BB SO LOB	TOP											
11 Jimmy Rollins, S (1, 6) OBP: 0.294, SLG: 0.364	1-3 K		2-2 G3			1-3 K			0-1 G4-3	4 0 0 0 0 2 0												
26 Chase Utley, L (1, 4) OBP: 0.379, SLG: 0.576	3-3 K			3-3 K		1-1 P3			3-2 HR	4 1 1 1 0 2 0												
Bobby Abreu, L (1, 9) OBP: 0.407, SLG: 0.404	4-2 BB			1-3 K			4-2 BB		1-2 HR	2 1 1 1 2 1 0												
Pat Burrell, R (1, 7) OBP: 0.383, SLG: 0.534	1-1 F9			2-3 K			1-2 F9		2-3 K	4 0 0 0 0 2 2												
Jason Michaels, R (1, 8) OBP: 0.425, SLG: 0.362		3-2 F8			3-2 P6		1-2 F7		1-3 K	4 0 0 0 0 1 1												
6 Ryan Howard, L (1, 3)		2-2 F9			0-0 G3		1-2 F8			3 0 0 0 0 0 1												
David Bell, R (1, 5) OBP: 0.267, SLG: 0.326		1-3 K		2-2 1B				3-2 F9		3 0 1 0 0 1 0												
Mike Lieberthal, R (1, 2) OBP: 0.300, SLG: 0.309			1-3 K		1-0 P6			1-2 G4-3		3 0 0 0 0 1 1												
Randy Wolf, L (1, 1) OBP: 0.182, SLG: 0.100			0-0 G4-3			0-1 F7		1-0 F9		2 0 0 0 0 0 0												
Jose Offerman, S (8, PH) OBP: 0.250, SLG: 0.286										1 0 0 0 0 0 0												
Geoff Geary, R (8, 1)										0 0 0 0 0 0 0												
Inning Stats	R: 0 E: 0 K: 2 S: 11	H: 0 LOB: 1 BB: 1 P: 20	R: 0 E: 0 K: 1 S: 11	H: 0 LOB: 0 BB: 0 P: 17	R: 0 E: 0 K: 1 S: 8	H: 0 LOB: 0 BB: 0 P: 11	R: 0 E: 0 K: 3 S: 11	H: 0 LOB: 0 BB: 0 P: 17	R: 0 E: 0 K: 0 S: 10	H: 1 LOB: 1 BB: 0 P: 16	R: 0 E: 0 K: 1 S: 9	H: 0 LOB: 0 BB: 0 P: 11	R: 0 E: 0 K: 0 S: 11	H: 0 LOB: 1 BB: 1 P: 17	R: 0 E: 0 K: 0 S: 10	H: 0 LOB: 0 BB: 0 P: 15	R: 2 E: 0 K: 2 S: 16	H: 2 LOB: 0 BB: 0 P: 23	1B: 1 2B: 0 3B: 0 HR: 2	SF: 0 SAC: 0 DP: 0 HBP: 0	WP: 0 PB: 0 SB: 0 CS: 0	PA: 32
PITCHER	IP WLS BF H R ER SO BB IBB HBP BLK WP HR S P ERA WHIP																					
Jae Weong Seo, R (1, 1) ERA: 2.0	7.0 W 24 1 0 0 8 2 0 0 0 0 0 0 71 109 0.00 0.429																					
Roberto Hernandez, R (8, 1) ERA: 1.5	1.0 H 3 0 0 0 0 0 0 0 0 0 0 0 10 15 0.00 0.000																					
Braden Looper, R (9, 1) ERA: 5.25	1.0 S 5 2 2 2 2 0 0 0 0 0 0 2 16 23 18.00 2.000																					

Philadelphia Phillies @ New York Mets
Shea Stadium, Flushing, NY
Wed May 04 2005, 7:10 PM EDT
Att. 21,356 - Cloudy - 58 F

livebaseballscorecards.com

AB	30
R	2
H	3
RBI	2
BB	2
SO	10
LOB	5



Batter	1	2	3	4	5	6	7	8	9	AB	R	H	RBI	BB	SO	LOB
Kazuo Matsui, S OBP: 0.310, SLG: 0.304 Roberto Hernandez, R Braden Looper, R	1-1 P2		1-2 P1		2-3 K		2-1 G6-3			4	0	0	0	0	1	1
Miguel Cairo, R OBP: 0.351, SLG: 0.394	0-2 P3		2-2 P3		3-1 F9		0-3 K			4	0	0	0	0	1	1
15 Carlos Beltrán, S OBP: 0.352, SLG: 0.468	2-2 F8			0-2 1B	2-0 L7		0-2 P6			4	1	1	0	0	0	0
31 Mike Piazza, R OBP: 0.274, SLG: 0.349 11 Ramon Castro, R OBP: 0.259, SLG: 0.208		1-1 G5-3		4-2 G5-3 1B		0-0 G6-3		2-0 P4		3	0	0	0	1	0	0
Cliff Floyd, L OBP: 0.443, SLG: 0.701		0-1 P5		1-1 G5-3		1-0 HR		1-1 F9		4	1	2	2	0	0	0
Chris Woodward, R OBP: 0.313, SLG: 0.310		4-1 BB		1-1 G5-3		1-3 K				2	0	0	0	1	1	2
5 David Wright, R OBP: 0.387, SLG: 0.472		0-0 G5-3		1-2 G5-3		0-1 F8				3	0	0	0	0	0	3
Victor Diaz, R OBP: 0.424, SLG: 0.541			0-0 HR	4-0 IBB			0-0 7 CS			2	1	2	1	1	0	0
Jae Weong Seo, R OBP: 0.286, SLG: 0.167 7 José Reyes, S OBP: 0.298, SLG: 0.424			0-3 K	0-3 K			4-2 G6-3 WP			2	0	0	0	0	2	3
							1-2 BB			0	0	0	0	1	0	0

Inning Stats	R: 0	H: 0	R: 0	H: 0	R: 1	H: 1	R: 1	H: 2	R: 0	H: 0	R: 1	H: 1	R: 0	H: 1	R: 0	H: 0	R: 0	H: 1	R: 0	H: 0
	E: 0	LOB: 0	E: 0	LOB: 1	E: 0	LOB: 0	E: 0	LOB: 3	E: 0	LOB: 0	E: 0	LOB: 0	E: 0	LOB: 0	E: 0	LOB: 1	E: 0	LOB: 1	E: 0	LOB: 0
	K: 0	BB: 0	K: 0	BB: 1	K: 1	BB: 0	K: 1	BB: 2	K: 1	BB: 0	K: 1	BB: 0	K: 1	BB: 1	K: 0	BB: 0	K: 0	BB: 1	K: 0	BB: 0
	S: 9	P: 12	S: 6	P: 11	S: 11	P: 14	S: 15	P: 26	S: 7	P: 14	S: 8	P: 10	S: 8	P: 14	S: 6	P: 9	S: 6	P: 9	S: 6	P: 9

PITCHER	IP	WLS	BF	H	R	ER	SO	BB	IBB	HBP	BLK	WP	HR	S	P	ERA	WHIP
Randy Wolf, L ERA: 6.0	(1, 1)	7.0	29	5	3	3	5	3	1	0	0	1	2	64	101	3.86	1.143
Geoff Geary, R ERA: 1.93	(8, 1)	1.0	3	0	0	0	0	0	0	0	0	0	0	6	9	0.00	0.000


BOTTOM

Philadelphia Phillies @ New York Mets
Shea Stadium, Flushing, NY

Wed May 04 2005, 7:10 PM EDT
Att. 21,356 - Cloudy - 58 F

AB	28
R	3
H	5
RBI	3
BB	4
SO	5
LOB	10

livebaseballscorecards.com



WP: 1	PA: 32
PB: 0	
SB: 0	
CS: 1	

Batter	1	2	3	4	5	6	7	8	9	AB R H RBI BB SO LOB	TOP					
11 Jimmy Rollins, S (1, 6) OBP: 0.305, SLG: 0.393	0-0 B3		4-1 26 S 26 WP BB		0-0 HBP 26 BB 1B		1-3 K		1-1 HR	4 2 2 3 1 1 0						
26 Chase Utley, L (1, 4) OBP: 0.380, SLG: 0.556	1-3 K		3-2 S 1B		4-1 HBP BB		1-2 G3-1		1-3 K	4 0 1 0 1 2 0						
Bobby Abreu, L (1, 9) OBP: 0.398, SLG: 0.394	0-3 K		3-2 F8		1-1 P6		2-3 K		2-1 1B	5 0 1 0 0 2 4						
Pat Burrell, R (1, 7) OBP: 0.375, SLG: 0.511		3-1 F8	1-2 L7		2-2 HBP		3-3 K		2-3 K	4 0 0 1 0 2 2						
David Bell, R (1, 5) OBP: 0.260, SLG: 0.316		0-0 P4		3-3 K		1-2 G1-3		4-2 BB		3 0 0 0 0 1 3						
63 Ryan Madson, L (5, 1) Jose Offerman, S (8, PH) Tim Worrell, R (8, 1)										0 0 0 0 0 0 0						
6 Ryan Howard, L (1, 3) OBP: 0.143, SLG: 0.143		1-0 1B		1-2 F7		2-3 K		1-0 G3-6-3		4 0 1 0 0 1 1						
Marlon Byrd, R (1, 8) OBP: 0.500, SLG: 0.500		0-0 1B		0-3 K		0-1 E9 1B			2-2 G4-3	4 0 2 0 0 1 0						
Todd Pratt, R (1, 2) OBP: 0.238, SLG: 0.350		3-3 K			2-1 G6-3		1-3 K		2-2 1B 11 HR	4 1 1 0 0 2 3						
Vicente Padilla, R (1, 1) OBP: 0.167, SLG: 0.167			2-3 K		2-1 HBP 26 BB 11 BB 1B		0-2 G5-3		2-1 1B 11 HR	2 1 1 0 0 1 0						
Placido Polanco, R (5, 5) OBP: 0.354, SLG: 0.290									1-2 1B 11 HR	2 1 1 0 0 0 1						
Inning Stats	R: 0 E: 0 K: 2 S: 7 H: 0 LOB: 0 BB: 0 P: 8	R: 0 E: 0 K: 1 S: 10 H: 2 LOB: 2 BB: 0 P: 17	R: 1 E: 0 K: 1 S: 15 H: 1 LOB: 1 BB: 1 P: 28	R: 0 E: 0 K: 2 S: 10 H: 0 LOB: 0 BB: 0 P: 14	R: 1 E: 0 K: 0 S: 13 H: 2 LOB: 3 BB: 1 P: 25	R: 0 E: 1 K: 2 S: 11 H: 1 LOB: 1 BB: 0 P: 14	R: 0 E: 0 K: 2 S: 11 H: 0 LOB: 0 BB: 0 P: 15	R: 0 E: 0 K: 1 S: 8 H: 0 LOB: 0 BB: 1 P: 16	R: 3 E: 0 K: 2 S: 18 H: 4 LOB: 1 BB: 0 P: 30	1B: 9 2B: 0 3B: 0 HR: 1 SF: 0 SAC: 0 DP: 1 HBP: 1	WP: 1 PA: 40 PB: 0 SB: 3 CS: 0					
PITCHER	IP WLS BF H R ER SO BB IBB HBP BLK WP HR S P ERA WHIP															
Kris Benson, R (1, 1) ERA: 3.86	4.2	22	5	2	2	6	2	0	1	0	1	0	52	88	3.86	1.500
Aaron Heilman, R (5, 1) ERA: 4.19	3.1	W	11	1	0	5	1	0	0	0	0	0	33	49	0.00	0.600
Mike DeJean, R (9, 1) ERA: 6.3	0.2		6	4	3	1	0	0	0	0	0	1	15	25	40.50	6.000
Braden Looper, R (9, 1) ERA: 5.11	0.1	S	1	0	0	1	0	0	0	0	0	0	3	5	0.00	0.000

Philadelphia Phillies @ New York Mets
Shea Stadium, Flushing, NY
Thu May 05 2005, 1:10 PM EDT
Att. 19,553 - Sunny - 59 F

livebaseballscorecards.com

AB	36
R	5
H	10
RBI	4
BB	3
SO	13
LOB	14



Batter	1	2	3	4	5	6	7	8	9	AB R H RBI BB SO LOB	TOP									
11 Jimmy Rollins, S (1, 6) OBP: 0.296, SLG: 0.381	1-0 L9	1-3 K			0-1 G4-3			1-1 P4		4 0 0 0 0 1 3										
26 Chase Utley, L (1, 4) OBP: 0.360, SLG: 0.522	2-0 F8		1-3 K		0-3 K			0-3 K		4 0 0 0 0 3 0										
Bobby Abreu, L (1, 9) OBP: 0.386, SLG: 0.380	2-3 K		3-3 K		3-1 G4-3			2-0 G4-3		4 0 0 0 0 2 0										
Pat Burrell, R (1, 7) Jason Michaels, R (9, PR) OBP: 0.425, SLG: 0.362 (9, 8)		1-1 HR	0-1 1B			2-3 K			1-0 BB 1B 1B	4 1 3 1 0 1 0 0 1 0 0 0 0 0										
David Bell, R (1, 5) OBP: 0.269, SLG: 0.333		0-2 1B 2B	2-2 G6-3			1-0 F8			0-2 BB 1B	4 1 2 0 0 0 1										
6 Ryan Howard, L (1, 3) OBP: 0.182, SLG: 0.100		4-1 1B BB			0-0 G4-3				1-3 K	3 0 0 0 1 1 2										
Marlon Byrd, R (1, 8) Jose Offerman, S (9, PH) Todd Pratt, R (9, 2) OBP: 0.238, SLG: 0.350		3-2 1-2 2-3 1B			4-2 BB				4-2 E BB	2 0 1 0 1 0 0 0 0 0 0 1 0 0 0 0 0 0 0 0 0										
Mike Lieberthal, R (1, 2) Placido Polanco, R (9, PH) OBP: 0.350, SLG: 0.286 (9, 7)		0-3 K			1-1 F9				2-1 L1	3 0 0 0 0 1 4 1 0 0 0 0 0 1										
Cory Lidle, R (1, 1) Rheal Cormier, L (8, 1) Billy Wagner, L (8, 1) OBP: 0.500, SLG: 0.500		1-3 K			1-3 K				1-3 2-H 3-H K	3 0 0 0 0 2 4 0 0 0 0 0 0 0 1 0 0 0 0 1 2										
Inning Stats	R: 0 H: 0 E: 0 K: 1 S: 5	H: 0 LOB: 0 BB: 0 P: 10	R: 1 H: 3 E: 0 K: 3 S: 18	H: 3 LOB: 3 BB: 1 P: 28	R: 0 H: 1 E: 0 K: 2 S: 12	H: 1 LOB: 1 BB: 0 P: 18	R: 0 H: 0 E: 0 K: 1 S: 8	H: 0 LOB: 1 BB: 1 P: 14	R: 0 H: 0 E: 0 K: 1 S: 7	H: 0 LOB: 0 BB: 0 P: 10	R: 0 H: 0 E: 0 K: 0 S: 6	H: 0 LOB: 0 BB: 0 P: 7	R: 0 H: 0 E: 0 K: 1 S: 6	H: 0 LOB: 0 BB: 0 P: 9	R: 0 H: 0 E: 0 K: 1 S: 6	H: 0 LOB: 0 BB: 0 P: 9	R: 2 H: 2 E: 1 K: 2 S: 14	H: 2 LOB: 2 BB: 1 P: 25	1B: 4 SF: 0 2B: 1 SAC: 0 3B: 0 DP: 0 HR: 1 HBP: 0	WP: 0 PA: 36 PB: 0 SB: 0 CS: 0
PITCHER 22 Mark Prior, R (1, 1) ERA: 3.09 LaTroy Hawkins, R (9, 1) ERA: 3.86	IP 8.0 WLS 30 BF 4 H 1 ER 1 SO 10 BB 2 IBB 0 HBP 0 BLK 0 WP 0 HR 1 S 68 P 105 ERA 1.12 WHIP 0.750	IP 1.0 WLS L 6 BF 2 H 2 ER 0 SO 2 BB 1 IBB 0 HBP 0 BLK 0 WP 0 HR 0 S 14 P 25 ERA 3.86 WHIP 3.000											PITCHER IP WLS BF H R ER SO BB IBB HBP BLK WP HR S P ERA WHIP							

Philadelphia Phillies @ Chicago Cubs
Wrigley Field, Chicago, IL
Fri May 06 2005, 2:20 PM CDT
Att: 38,767 - Partly Cloudy - 65 F

livebaseballscorecards.com

AB 33
R 3
H 6
RBI 1
BB 3
SO 12
LOB 17



Batter	1	2	3	4	5	6	7	8	9	AB R H RBI BB SO LOB	TOP								
11 Jimmy Rollins, S (1, 6) OBP: 0.293, SLG: 0.374	0-3 K		2-1 P4		0-0 1B		0-1 G3		1-0 F9	5 0 1 1 0 1 3									
Placido Polanco, R (1, 4) OBP: 0.341, SLG: 0.280	2-2 L4		0-1 F7		3-2 1B		2-2 G6-3		3-2 L7	5 0 1 0 0 0 3									
Bobby Abreu, L (1, 9) OBP: 0.390, SLG: 0.393	0-2 L5			0-2 2B	3-2 1B		2-2 G1-3			4 0 2 0 0 0 0									
Pat Burrell, R (1, 7) OBP: 0.375, SLG: 0.530		2-3 K		2-3 K	3-3 K		1-1 F8			4 0 0 0 0 3 3									
David Bell, R (1, 5) OBP: 0.268, SLG: 0.330		1-1 1B		2-0 P2		1-1 G5-3		2-1 P6		4 0 1 0 0 0 1									
Jason Michaels, R (1, 8) OBP: 0.429, SLG: 0.377		4-1 1B		3-2 F9		2-3 K		0-1 1B		3 1 1 0 1 1 1									
Tomas Perez, S (1, 3) OBP: 0.387, SLG: 0.321		1-2 G6-4-3			0-0 1B	0-3 K		4-1 1B		3 2 1 0 1 1 2									
Mike Lieberthal, R (1, 2) OBP: 0.299, SLG: 0.318			3-2 1B		3-1 2B		0-1 F9		1-0 FC5	4 1 2 0 0 0 2									
21 Jon Lieber, L (1, 1)			0-1 SH1-4		0-2 G4-3		0-3 K		3-2 1B	2 0 0 1 0 1 1									
63 Ryan Madson, L (8, 1)										0 0 0 0 0 0 0									
Jose Offerman, S (9, PH) OBP: 0.333, SLG: 0.318										1 0 1 2 0 0 0									
Billy Wagner, L (9, 1) OBP: 0.500, SLG: 0.500			1-2		2-3 3-H				1-2 2-H 3-H	0 0 0 0 0 0 0									
Inning Stats	R: 0 E: 0 K: 1 S: 9	H: 0 LOB: 0 BB: 0 P: 11	R: 0 E: 0 K: 1 S: 9	H: 1 LOB: 1 BB: 1 P: 17	R: 0 E: 0 K: 0 S: 10	H: 1 LOB: 1 BB: 0 P: 17	R: 0 E: 0 K: 1 S: 10	H: 0 LOB: 0 BB: 0 P: 12	R: 0 E: 0 K: 1 S: 7	H: 0 LOB: 0 BB: 0 P: 7	R: 0 E: 0 K: 0 S: 9	H: 0 LOB: 0 BB: 0 P: 14	R: 2 E: 1 K: 0 S: 13	H: 2 LOB: 2 BB: 1 P: 27	1B: 7 2B: 3 3B: 0 HR: 0	SF: 0 SAC: 1 DP: 1 HBP: 0	WP: 0 PB: 0 SB: 1 CS: 0	PA: 38	
PITCHER	IP WLS BF H R ER SO BB IBB HBP BLK WP HR S P ERA WHIP																		
Glendon Rusch, L (1, 1) ERA: 2.7	4.2 L 21 8 2 2 3 1 0 0 0 0 0 0 52 82 3.86 1.929																		
Todd Wellemeyer, R (5, 1) ERA: 3.86	2.1 7 0 0 0 4 0 0 0 0 0 0 0 19 25 0.00 0.000																		
43 Michael Wuertz, R (8, 1) ERA: 4.6	1.1 8 2 2 1 0 1 0 0 0 0 0 0 18 33 6.75 2.250																		
Mike Remlinger, L (9, 1) ERA: 4.82	0.2 2 0 0 0 0 0 0 0 0 0 0 0 4 8 0.00 0.000																		

Philadelphia Phillies @ Chicago Cubs
Wrigley Field, Chicago, IL
Sat May 07 2005, 1:20 PM CDT
Att. 38,933 - Overcast - 45 F

livebaseballscorecards.com

AB	35
R	4
H	10
RBI	4
BB	2
SO	7
LOB	16



Batter	1	2	3	4	5	6	7	8	9	AB R H RBI BB SO LOB
Corey Patterson, L OBP: 0.286, SLG: 0.408 (1, 8) C B S X	1-2 F7 ①		1-3 K ③			0-1 P5 ①		1-1 L4 ②		4 0 0 0 0 1 0
Neifi Perez, S OBP: 0.333, SLG: 0.473 (1, 6) C X	0-1 G5-3 ②			0-2 HR ①		3-1 F8 ②		1-3 K ③		4 1 1 1 0 1 0
25 Derrek Lee, R OBP: 0.481, SLG: 0.743 (1, 3) X	0-0 F8 ③			0-3 K ①		1-1 G6-3 ③				3 0 0 0 0 1 0
16 Aramis Ramirez, R OBP: 0.336, SLG: 0.500 (1, 5)		1-2 P6 ①		0-1 HR ①			0-0 CS 1B			3 1 2 1 0 0 0
Jeremy Burnitz, L OBP: 0.320, SLG: 0.518 (1, 9)		2-2 F7 ②		1-3 K ②			3-2 F7 ①			3 0 0 0 0 1 1
Michael Barrett, R OBP: 0.274, SLG: 0.429 (1, 2)		1-0 FC6 1B		1-3 K ③			2-1 SAFE 1-2 2B			3 0 2 0 0 1 0
Ben Grieve, L OBP: 0.400, SLG: 0.333 Todd Hollandsworth, L OBP: 0.295, SLG: 0.337 (7, PR) (8, 7)		1-1 FC6 1-2f			0-3 K ①		4-0 IBB			2 0 0 0 1 1 1 0 0 0 0 0 0 0
Jerry Hairston, R OBP: 0.347, SLG: 0.329 (1, 4)			2-2 G6-3 ①		0-3 K ②		0-3 K ③			3 0 0 0 0 2 2
38 Carlos Zambrano, S OBP: 0.316, SLG: 0.474 (1, 1)			0-3 K ②		0-3 K ③			0-2 G4-3 ①		3 0 0 0 0 2 0

Inning Stats	R: 0	H: 0	E: 0	LOB: 0	K: 0	BB: 0	S: 6	P: 7	R: 0	H: 1	E: 0	LOB: 1	K: 0	BB: 0	S: 10	P: 15	R: 0	H: 0	E: 0	LOB: 0	K: 2	BB: 0	S: 10	P: 13	R: 2	H: 2	E: 0	LOB: 0	K: 3	BB: 0	S: 16	P: 18	R: 0	H: 0	E: 0	LOB: 0	K: 3	BB: 0	S: 10	P: 10	R: 0	H: 0	E: 0	LOB: 0	K: 0	BB: 0	S: 6	P: 10	R: 0	H: 2	E: 0	LOB: 2	K: 1	BB: 1	S: 9	P: 18	R: 0	H: 0	E: 0	LOB: 0	K: 1	BB: 0	S: 8	P: 10
39 Brett Myers, R ERA: 1.49 (1, 1)	IP	WLS	BF	H	R	ER	SO	BB	IBB	HBP	BLK	WP	HR	S	P	ERA	WHIP	IP	WLS	BF	H	R	ER	SO	BB	IBB	HBP	BLK	WP	HR	S	P	ERA	WHIP	IP	WLS	BF	H	R	ER	SO	BB	IBB	HBP	BLK	WP	HR	S	P	ERA	WHIP													
	8.0	L	29	5	2	2	10	0	1	0	0	0	2	75	101	2.25	0.625																																															


BOTTOM

Philadelphia Phillies @ Chicago Cubs
Wrigley Field, Chicago, IL

Sun May 08 2005, 1:20 PM CDT
Att. 38,656 - Sunny - 69 F

livebaseballscorecards.com

AB	28
R	2
H	5
RBI	2
BB	1
SO	10
LOB	4



WP: 0	PA: 29
PB: 0	
SB: 0	
CS: 1	

Batter	1	2	3	4	5	6	7	8	9	AB R H RBI BB SO LOB	TOP											
Jason Michaels, R (1, 8) OBP: 0.420, SLG: 0.415	1-1 F7		3-2 HR		0-1 G4-3			2-3 K		4 1 1 1 0 1 0												
Placido Polanco, R (1, 6) OBP: 0.312, SLG: 0.253 Billy Wagner, L (9, 1) OBP: 0.500, SLG: 0.500	0-1 F8		1-0 G6-3		0-2 L5			0-1 G3-1		4 0 0 0 0 0 0 0 0 0 0 0 0 0												
Bobby Abreu, L (1, 9) OBP: 0.410, SLG: 0.466	3-1 2B		4-1 BB			2-2 HR		3-3 K		3 1 2 1 1 1 0												
Pat Burrell, R (1, 7) OBP: 0.379, SLG: 0.524	2-2 HBP		2-0 F9			3-2 26 G4-6-3 1B		1-3 K		3 0 1 0 0 1 1												
26 Chase Utley, L (1, 4) OBP: 0.373, SLG: 0.595	0-0 G4-3			2-1 HR		2-0 G4-6-3 1-2f		2-1 HR		4 2 2 2 0 0 3												
David Bell, R (1, 5) OBP: 0.267, SLG: 0.319		0-0 F8		1-0 G5-3		0-0 G1-4-3		2-3 K		4 0 0 0 0 1 0												
6 Ryan Howard, L (1, 3) OBP: 0.105, SLG: 0.056		0-0 G1-3		1-3 K			1-3 K	2-2 G6-3		4 0 0 0 0 2 0												
Mike Lieberthal, R (1, 2) OBP: 0.290, SLG: 0.308		0-1 G6-3		0-0 G6-3			1-3 K2-3			3 0 0 0 0 1 0												
Randy Wolf, L (1, 1) OBP: 0.143, SLG: 0.077 63 Ryan Madson, L (8, 1) Rheal Cormier, L (8, 1) 11 Jimmy Rollins, S (9, 6) OBP: 0.285, SLG: 0.363			0-3 K			1-3 K		2-3 K		3 0 0 0 0 3 0												
Inning Stats	R: 0 E: 0 K: 0 S: 10	H: 1 LOB: 2 BB: 0 P: 16	R: 0 E: 0 K: 0 S: 4	H: 0 LOB: 0 BB: 0 P: 4	R: 1 E: 0 K: 1 S: 10	H: 1 LOB: 1 BB: 1 P: 20	R: 1 E: 0 K: 1 S: 7	H: 1 LOB: 0 BB: 0 P: 11	R: 0 E: 0 K: 1 S: 8	H: 0 LOB: 0 BB: 0 P: 9	R: 1 E: 0 K: 0 S: 8	H: 2 LOB: 0 BB: 0 P: 15	R: 0 E: 0 K: 3 S: 9	H: 0 LOB: 0 BB: 0 P: 13	R: 0 E: 0 K: 2 S: 8	H: 0 LOB: 0 BB: 0 P: 13	R: 1 E: 0 K: 2 S: 12	H: 1 LOB: 0 BB: 0 P: 19	1B: 1 2B: 1 3B: 0 HR: 4	SF: 0 SAC: 0 DP: 1 HBP: 1	WP: 0 PB: 0 SB: 0 CS: 0	PA: 34
PITCHER	IP WLS BF H R ER SO BB IBB HBP BLK WP HR S P ERA WHIP																					
Victor Santos, R (1, 1) ERA: 3.05	7.0 L 27 5 3 3 6 1 0 1 0 0 3 56 88 3.86 0.857																					
Matt Wise, R (8, 1) ERA: 1.8	1.0 3 0 0 0 2 0 0 0 0 0 0 8 13 0.00 0.000																					
Derrick Turnbow, R (9, 1) ERA: 2.2	1.0 4 1 1 1 2 0 0 0 0 0 1 12 19 9.00 1.000																					

Philadelphia Phillies @ Milwaukee Brewers
Miller Park, Milwaukee, WI
Mon May 09 2005, 7:05 PM CDT
Att. 11,103 - Roof Closed - 72 F

AB	32
R	4
H	6
RBI	4
BB	1
SO	10
LOB	4



Batter	1	2	3	4	5	6	7	8	9	AB	R	H	RBI	BB	SO	LOB
Brady Clark, R OBP: 0.408, SLG: 0.473 (1, 8)	G1-4-3		F8		G6-3		F9		P4	5	0	0	0	0	0	0
Jeff Cirillo, R OBP: 0.357, SLG: 0.390 (1, 5)	FC4-6 1B		K		G1-6-3 1B			K		4	0	2	0	0	2	0
Geoff Jenkins, L OBP: 0.355, SLG: 0.411 Derrick Turnbow, R (9, 1)	FC4-6 1-2f			HR HBP	G1-6-3			2B 1B		3	1	1	0	0	0	2
Carlos Lee, R OBP: 0.321, SLG: 0.484 (1, 7)	P3			HR		P6		2B		4	1	2	2	0	0	1
Damian Miller, R OBP: 0.361, SLG: 0.384 (1, 2)			K		G5-3		P4	FC5-4 IBB		3	0	0	0	1	1	0
Junior Spivey, R OBP: 0.303, SLG: 0.384 (1, 4)			F7		7 2B BB		BB	K		2	0	0	0	2	1	3
Wes Helms, R OBP: 0.227, SLG: 0.409 Lyle Overbay, L OBP: 0.496, SLG: 0.648 Chris Magruder, S OBP: 0.310, SLG: 0.481 (8, PH) (8, PH) (9, 9)			2B		F9		F7	FC5-4 1-2f		3	0	1	0	0	0	2
7 J.J. Hardy, R OBP: 0.272, SLG: 0.200 (1, 6)			G5-3		1-3 2B		F9		L9	1	0	0	0	0	0	1
Victor Santos, R (1, 1)			K		K		P4		K	2	0	0	0	0	2	2
2 Bill Hall, R OBP: 0.351, SLG: 0.433 Matt Wise, R (8, 1)										1	0	0	0	0	0	0
Russell Branyan, L OBP: 0.377, SLG: 0.569 (9, 3)										0	0	0	0	0	0	0
										1	0	0	0	0	1	0

Inning Stats	R: 0	H: 1	R: 0	H: 1	R: 0	H: 0	R: 2	H: 2	R: 0	H: 1	R: 0	H: 0	R: 0	H: 0	R: 0	H: 2	R: 0	H: 0	R: 0	H: 0	R: 0	H: 2	R: 0	H: 0	1B: 3	SF: 0	WP: 0	PA: 37
	E: 0	LOB: 1	E: 0	LOB: 1	E: 0	LOB: 0	E: 0	LOB: 2	E: 0	LOB: 1	E: 0	LOB: 0	E: 0	LOB: 0	E: 0	LOB: 3	E: 0	LOB: 0	E: 0	LOB: 0	E: 0	LOB: 0	E: 0	LOB: 0	2B: 3	SAC: 0	PB: 0	
	K: 0	BB: 0	K: 1	BB: 0	K: 2	BB: 0	K: 1	BB: 1	K: 0	BB: 0	K: 0	BB: 0	K: 0	BB: 0	K: 2	BB: 1	K: 1	BB: 0	K: 0	BB: 0	K: 0	BB: 0	K: 0	BB: 0	3B: 0	DP: 1	SB: 0	
	S: 9	P: 12	S: 9	P: 14	S: 10	P: 12	S: 12	P: 24	S: 7	P: 8	S: 12	P: 22	S: 11	P: 14	S: 15	P: 29	S: 7	P: 13	S: 7	P: 13	S: 7	P: 13	S: 7	P: 13	HR: 1	HBP: 1	CS: 0	

PITCHER	IP	WLS	BF	H	R	ER	SO	BB	IBB	HBP	BLK	WP	HR	S	P	ERA	WHIP
Randy Wolf, L ERA: 5.44 (1, 1)	7.0	W	28	5	2	2	4	2	0	0	0	0	1	70	106	2.57	1.000
63 Ryan Madson, R ERA: 3.24 (8, 1)	0.2	H	5	2	0	0	2	0	1	0	0	0	0	12	24	0.00	3.000
Rheal Cormier, L ERA: 4.7 (8, 1)	0.1	H	1	0	0	0	0	0	0	0	0	0	0	3	5	0.00	0.000
Billy Wagner, L ERA: 0.63 (9, 1)	1.0	S	3	0	0	0	1	0	0	0	0	0	0	7	13	0.00	0.000

BOTTOM

Philadelphia Phillies @ Milwaukee Brewers
Miller Park, Milwaukee, WI

Mon May 09 2005, 7:05 PM CDT
Att: 11,103 - Roof Closed - 72 F

livebaseballscorecards.com

AB	33
R	2
H	7
RBI	2
BB	3
SO	7
LOB	14



Batter	1	2	3	4	5	6	7	8	9	AB R H RBI BB SO LOB	TOP										
11 Jimmy Rollins, S OBP: 0.282, SLG: 0.357 (1, 6)	2-3 K		0-0 G4-3		2-2 PB 1B	1-1 L8		1-0 G4-1		5 0 1 0 0 1 1											
Placido Polanco, R OBP: 0.316, SLG: 0.253 (1, 4)	1-1 HR HBP		2-2 G4-3		0-0 PB 1B		2-1 F8		1-2 G6-3	4 1 1 1 0 0 0											
Bobby Abreu, L OBP: 0.423, SLG: 0.496 (1, 9)	0-1 HR			4-0 26 S BB	4-0 1-2 2-3 IBB		2-2 BB 1B		1-3 K	3 1 2 2 2 1 0											
Pat Burrell, R OBP: 0.380, SLG: 0.514 (1, 7)	3-2 P3			1-0 L7	1-2 F7		4-1 BB		3-1 26 BB 1B	4 0 1 0 1 0 4											
26 Chase Utley, L OBP: 0.375, SLG: 0.577 (1, 3)	1-2 CS 1B			3-2 P6	1-3 K		1-3 K		4-2 BB	4 0 1 0 1 2 6											
David Bell, R OBP: 0.274, SLG: 0.319 Tomas Perez, S OBP: 0.375, SLG: 0.310 (1, 5) (7, 5)	2-1 CS 1-2	2-2 CS 1B		4-2 FC6-4 BB	2-3 K		1-3 K		1-2 G1-3	3 0 1 0 1 2 5 1 0 0 0 0 0 2											
Jason Michaels, R OBP: 0.400, SLG: 0.391 (1, 8)				0-0 FC6-4 1-2f		2-2 F9		1-2 P6		4 0 0 0 0 0 3											
Mike Lieberthal, R OBP: 0.308, SLG: 0.383 (1, 2)				3-3 K 1-2	1-0 HR	0-1 HR		4-0 BB		3 2 2 2 1 1 1											
Vicente Padilla, R OBP: 0.250, SLG: 0.375 6 Ryan Howard, L OBP: 0.100, SLG: 0.053 Terry Adams, R Aaron Fultz, L Geoff Geary, R Jose Offerman, S OBP: 0.310, SLG: 0.292 Robinson Tejeda, R (1, 1) (6, PH) (6, 1) (6, 1) (6, 1) (8, PH) (8, 1)			0-1 G5-3		1-1 1B 2B	1-3 K		2-2 K		2 1 1 0 0 0 0 1 0 0 0 0 0 1 0 1 0 0 0 0 0 1 1 0 0 0 0 0 0 0 0											
Inning Stats	R: 2 E: 0 K: 1 S: 14	H: 2 LOB: 0 BB: 0 P: 23	R: 0 E: 0 K: 1 S: 7	H: 1 LOB: 1 BB: 0 P: 12	R: 0 E: 0 K: 0 S: 6	H: 0 LOB: 2 BB: 2 P: 8	R: 0 E: 0 K: 0 S: 10	H: 0 LOB: 2 BB: 2 P: 21	R: 2 E: 0 K: 2 S: 21	H: 4 LOB: 3 BB: 1 P: 33	R: 1 E: 0 K: 1 S: 11	H: 1 LOB: 0 BB: 0 P: 15	R: 0 E: 0 K: 2 S: 13	H: 1 LOB: 2 BB: 1 P: 23	R: 0 E: 0 K: 1 S: 7	H: 0 LOB: 1 BB: 1 P: 15	R: 0 E: 0 K: 1 S: 14	H: 1 LOB: 2 BB: 1 P: 24	1B: 6 2B: 2 3B: 0 HR: 3	SF: 0 SAC: 0 DP: 1 HBP: 1	WP: 0 PA: 43 PB: 1 SB: 1 CS: 2
PITCHER	IP WLS BF H R ER SO BB IBB HBP BLK WP HR S P ERA WHIP																				
Gary Glover, R ERA: 5.51 Julio Santana, R ERA: 7.11 Jorge De La Rosa, L ERA: 3.86 Mike Adams, R ERA: 2.7 Ricky Bottalico, R ERA: 2.25	(1, 1) (5, 1) (7, 1) (7, 1) (9, 1)	4.0 2.0 0.2 1.1 1.0	WLS W H H S	20 8 4 5 5	H 1 1 0 1	R 1 0 0 0	ER 1 1 0 0	SO 3 1 2 1	BB 2 0 1 1	IBB 0 1 0 0	HBP 1 0 0 0	BLK 0 0 0 0	WP 0 0 0 0	HR 2 1 0 0	S 48 21 10 10 14	P 79 33 19 19 24	ERA 9.00 4.50 0.00 0.00 0.00	WHIP 2.250 0.500 3.000 0.750 2.000			

Philadelphia Phillies @ Milwaukee Brewers
Miller Park, Milwaukee, WI
Tue May 10 2005, 7:05 PM CDT
Att. 12,082 - Clear - 74 F

AB	35
R	5
H	10
RBI	5
BB	6
SO	9
LOB	23



Batter	1	2	3	4	5	6	7	8	9	AB	R	H	RBI	BB	SO	LOB
Brady Clark, R OBP: 0.414, SLG: 0.478 (1, 8)	1-1 G3 1B HR	2-0 2-H 1B		2-0 F9		2-2 1B 1B	0-1 FC6-4			5	2	3	2	0	0	2
Junior Spivey, R OBP: 0.316, SLG: 0.382 (1, 4)	1-0 G3 1B HR	0-0 G5-3		0-1 G1-3		4-1 WP 1B BB		4-2 WP BB		3	1	1	1	2	0	1
Geoff Jenkins, L OBP: 0.352, SLG: 0.405 (1, 9)	2-2 G3		1-0 BB BB 1B		1-2 G4-3	1-3 K		4-2 G4-6-3 BB		4	0	1	0	0	1	5
Jorge De La Rosa, L (7, 1)										0	0	0	0	0	0	0
Mike Adams, R (7, 1)										0	0	0	0	0	0	0
Wes Helms, R (8, PH)										0	0	0	0	1	0	0
Ricky Bottalico, L (9, 1)	1-2 2-3									0	0	0	0	0	0	0
Carlos Lee, R OBP: 0.324, SLG: 0.477 (1, 7)	3-1 G5-3		4-2 BB BB		0-1 G4-3	1-0 1B		3-2 F7		4	0	1	2	1	0	4
Lyle Overbay, L OBP: 0.492, SLG: 0.663 (1, 3)	0-0 HR		4-2 BB		2-1 G3-1	3-2 L9		2-2 G4-6-3		4	1	1	3	1	0	4
Damian Miller, R OBP: 0.366, SLG: 0.389 (1, 2)	0-1 G3-1		1-3 K			3-2 SH3-4 1B 1B	0-1 1B			4	1	2	0	0	1	3
Russell Branan, L OBP: 0.370, SLG: 0.551 (1, 5)		0-3 K	3-3 K			2-1 1B SH3-4 1B	1-2 F8			4	1	1	0	0	2	4
7 J.J. Hardy, R OBP: 0.284, SLG: 0.217 (1, 6)		3-1 SH3-4 1B	1-1 F9			2-1 SH3-4	1-1 FC6-4 1B			3	1	2	0	0	0	3
Gary Glover, R (1, 1)		0-0 SH3-4		2-3 K		3-2 BB 1B HBP	0-0 F5			1	0	0	0	0	1	0
Julio Santana, R (5, 1)										0	0	0	0	0	0	0
Jeff Cirillo, R (6, PH)										0	1	0	0	0	0	0
Chris Magruder, S (7, 9)		1-2								1	0	0	0	0	0	2

Inning Stats	R: 3	H: 3	E: 0	K: 0	S: 11	H: 3	LOB: 0	BB: 0	P: 18	R: 1	H: 2	E: 0	K: 1	S: 8	R: 0	H: 1	E: 0	K: 2	S: 22	R: 0	H: 0	E: 0	K: 1	S: 7	R: 0	H: 0	E: 0	K: 0	S: 7	R: 4	H: 4	E: 0	K: 1	S: 21	R: 0	H: 2	E: 0	K: 0	S: 10	R: 0	H: 0	E: 0	K: 0	S: 11	1B: 11	2B: 0	3B: 0	HR: 1	SF: 0	SAC: 2	DP: 1	HBP: 1
--------------	------	------	------	------	-------	------	--------	-------	-------	------	------	------	------	------	------	------	------	------	-------	------	------	------	------	------	------	------	------	------	------	------	------	------	------	-------	------	------	------	------	-------	------	------	------	------	-------	--------	-------	-------	-------	-------	--------	-------	--------

PITCHER	IP	WLS	BF	H	R	ER	SO	BB	IBB	HBP	BLK	WP	HR	S	P	ERA	WHIP
Vicente Padilla, R ERA: 9.74 (1, 1)	5.0		23	6	4	4	4	2	0	0	0	0	1	55	88	7.20	1.600
Terry Adams, R ERA: 13.03 (6, 1)	0.1	L	6	3	4	4	0	1	0	1	0	0	0	13	29	108.00	12.000
Aaron Fultz, L ERA: 2.19 (6, 1)	0.1		1	0	0	0	1	0	0	0	0	0	0	3	4	0.00	0.000
Geoff Geary, R ERA: 1.5 (6, 1)	1.1		7	3	0	0	0	0	0	0	0	1	0	15	21	0.00	2.250
Robinson Tejeda, R ERA: (8, 1)	1.0		4	0	0	0	0	2	0	0	0	1	0	11	24	0.00	2.000

BOTTOM

Philadelphia Phillies @ Milwaukee Brewers
Miller Park, Milwaukee, WI

Tue May 10 2005, 7:05 PM CDT
Att. 12,082 - Clear - 74 F

AB	33
R	8
H	12
RBI	8
BB	5
SO	5
LOB	28

livebaseballscorecards.com

WP	2	PA	41
PB	0	SB	0
CS	0		



Batter	1	2	3	4	5	6	7	8	9	AB R H RBI BB SO LOB	TOP		
11 Jimmy Rollins, S (1, 6) OBP: 0.275, SLG: 0.347	1-0 G4-3		0-1 F8		2-2 G5-3		0-3 K			4 0 0 0 0 1 3	Philadelphia Phillies @ Milwaukee Brewers Miller Park, Milwaukee, WI Wed May 11 2005, 12:05 PM CDT Att. 13,175 - Roof Closed - 67 F		
Placido Polanco, R (1, 4) OBP: 0.324, SLG: 0.297	2-2 HR		2-1 G6-3		1-1 G1-3 1B		0-1 G6-3			4 1 2 1 0 0 0			
Bobby Abreu, L (1, 9) OBP: 0.418, SLG: 0.512	3-0 G4-3		1-2 L8		1-0 E4 G1-3		1-0 HR			4 1 1 1 0 0 1			
Pat Burrell, R (1, 7) OBP: 0.368, SLG: 0.495	3-3 K		1-0 F9		0-0 P4		1-2 P3			4 0 0 0 0 1 2			
David Bell, R (1, 5) OBP: 0.273, SLG: 0.311		4-2 G5-3 1B BB		0-0 G4-3		2-1 G1-3		1-0 G3-1		3 0 0 0 1 0 2			
Marlon Byrd, R (1, 8) OBP: 0.429, SLG: 0.333		1-0 P4		0-0 P4		2-3 K		1-1 G6-3		4 0 0 0 0 1 3			
Tomas Perez, S (1, 3) OBP: 0.417, SLG: 0.364		3-2 1B		2-1 SH5-4 1B		0-1 F8		1-2 G6-4-3 1B		4 0 3 0 0 0 0			
Todd Pratt, R (1, 2) OBP: 0.222, SLG: 0.280 Jose Offerman, S (9, PH) OBP: 0.300, SLG: 0.280		1-0 G5-3		4-1 SH5-4 BB		0-0 P3		0-0 G6-4-3		2 0 0 0 1 0 2 1 0 0 0 0 0 1			
Cory Lidle, R (1, 1) OBP: 0.231, SLG: 0.167 63 Ryan Madson, L (8, 1)			0-3 K		0-0 SH5-4		3-2 1B			2 0 1 0 0 1 0 0 0 0 0 0 0 0			
Inning Stats	R: 1 H: 1 E: 0 LOB: 0 K: 1 BB: 0 S: 10 P: 19	R: 0 H: 1 E: 0 LOB: 1 K: 0 BB: 1 S: 8 P: 17	R: 0 H: 0 E: 0 LOB: 0 K: 1 BB: 0 S: 7 P: 9	R: 0 H: 0 E: 0 LOB: 0 K: 0 BB: 0 S: 5 P: 7	R: 0 H: 1 E: 0 LOB: 2 K: 0 BB: 1 S: 10 P: 18	R: 0 H: 1 E: 1 LOB: 2 K: 1 BB: 0 S: 9 P: 15	R: 0 H: 1 E: 0 LOB: 1 K: 1 BB: 0 S: 9 P: 12	R: 1 H: 1 E: 0 LOB: 0 K: 0 BB: 0 S: 7 P: 10	R: 0 H: 1 E: 0 LOB: 0 K: 0 BB: 0 S: 7 P: 9	1B: 5 SF: 0 2B: 0 SAC: 1 3B: 0 DP: 2 HR: 2 HBP: 0		WP: 0 PA: 35 PB: 0 SB: 0 CS: 0	
PITCHER	IP WLS BF H R ER SO BB IBB HBP BLK WP HR S P ERA WHIP											PITCHER	IP WLS BF H R ER SO BB IBB HBP BLK WP HR S P ERA WHIP
Doug Davis, L (1, 1) ERA: 4.89	8.0 W 32 6 2 2 4 2 0 0 0 0 0 2 65 107 2.25 1.000												
Derrick Turnbow, R (9, 1) ERA: 2.08	1.0 S 3 1 0 0 0 0 0 0 0 0 0 0 7 9 0.00 1.000												

livebaseballscorecards.com

AB	32
R	2
H	7
RBI	2
BB	2
SO	4
LOB	14



Batter	1	2	3	4	5	6	7	8	9
Brady Clark, R OBP: 0.417, SLG: 0.478 (1, 8)	1-1 CS 1B		1-3 K			1-3 K		1-1 BB 2B 1B	
Chris Magruder, S OBP: 0.324, SLG: 0.433 (1, 9)	2-3 SAFE K 1-2			2-3 K			4-1 1B G4-6-3 BB	4-1 2B BB	
Junior Spivey, R OBP: 0.331, SLG: 0.406 (1, 4)	1-1 FC6-4 1B		1-3 K2-3				0-0 SAFE 1-3 G4-6-3 1B	3-2 1-H 2-H 3-H 2B	
Carlos Lee, R OBP: 0.315, SLG: 0.463 (1, 7)	0-1 FC6-4 1-2f		1-2 G4-3				2-2 1-2f 3-H 2-3 G4-6-3	2-1 G4-3	
Lyle Overbay, L OBP: 0.480, SLG: 0.642 (1, 3)		3-1 G4-3			0-0 L3				
2 Bill Hall, R OBP: 0.351, SLG: 0.471 (1, 6)		0-3 K			1-1 B1-3			2-1 HR	
7 J.J. Hardy, R OBP: 0.284, SLG: 0.217 (9, 6)		2-1 F7			1-3 K			1-1 FC5-4 1B	
Russell Branyan, L OBP: 0.369, SLG: 0.542 (1, 5)									
Chad Moeller, R OBP: 0.158, SLG: 0.194 (1, 2)			0-2 K			2-1 P6		0-3 SAFE K	
Doug Davis, R OBP: 0.056, SLG: 0.056 (1, 1)			1-1 G3-1			2-3 K		0-0 1B 2B 1-2f	
Jeff Cirillo, R OBP: 0.361, SLG: 0.383 (8, PH)									
Derrick Turnbow, R OBP: 0.000, SLG: 0.000 (9, 1)									

AB	R	H	RBI	BB	SO	LOB
4	1	2	0	0	2	0
2	2	0	0	2	2	1
4	0	3	3	0	1	0
4	0	0	0	0	0	3
3	0	0	0	0	1	0
3	1	1	1	0	1	0
0	0	0	0	0	0	0
3	0	1	0	0	1	0
3	0	0	0	0	2	1
2	0	0	0	0	1	0
1	1	0	0	0	0	1
0	0	0	0	0	0	0
1B: 5	SF: 0					
2B: 1	SAC: 0					
3B: 0	DP: 1					
HR: 1	HBP: 0					

BOTTOM

Philadelphia Phillies @ Milwaukee Brewers
Miller Park, Milwaukee, WI

Wed May 11 2005, 12:05 PM CDT
Att. 13,175 - Roof Closed - 67 F

livebaseballscorecards.com

AB	29
R	5
H	7
RBI	4
BB	2
SO	11
LOB	6



Inning Stats	R: 0	H: 2	E: 0	K: 1	S: 10	LOB: 1	BB: 0	P: 14
Cory Lidle, R ERA: 4.43 (1, 1)	R: 0	H: 0	E: 0	K: 2	S: 8	LOB: 0	BB: 0	P: 10
63 Ryan Madson, R ERA: 3.18 (8, 1)	R: 0	H: 0	E: 0	K: 2	S: 11	LOB: 0	BB: 0	P: 15
Ryan Madson, R ERA: 3.18 (8, 1)	R: 0	H: 0	E: 0	K: 1	S: 6	LOB: 0	BB: 0	P: 8
Chad Moeller, R ERA: 3.18 (1, 2)	R: 1	H: 1	E: 0	K: 1	S: 10	LOB: 0	BB: 1	P: 18
Doug Davis, R ERA: 3.18 (1, 1)	R: 4	H: 4	E: 0	K: 1	S: 16	LOB: 1	BB: 1	P: 29

PITCHER	IP	WLS	BF	H	R	ER	SO	BB	IBB	HBP	BLK	WP	HR	S	P	ERA	WHIP
Cory Lidle, R ERA: 4.43 (1, 1)	7.2	L	29	6	5	5	11	2	0	0	0	0	1	72	110	5.87	1.043
63 Ryan Madson, R ERA: 3.18 (8, 1)	0.1		2	1	0	0	0	0	0	0	0	0	0	5	10	0.00	3.000

WP	PA	ERA	WHIP
0	31		

Batter	1	2	3	4	5	6	7	8	9	AB R H RBI BB SO LOB	TOP	
Felipe Lopez, S (1, 6) OBP: 0.366, SLG: 0.585	1-1 F8			0-1 P5		4-0 1B BB	1-0 G5-3	3-1 F9		4 1 0 0 1 0 3		
D'Angelo Jimenez, S (1, 4) OBP: 0.307, SLG: 0.258	1-1 G4-6-3 1B			1-3 K		4-2 1B 1-2 HR BB	1-1 L3		0-1 G3	4 1 1 0 1 1 0		
Sean Casey, L (1, 3) OBP: 0.329, SLG: 0.385	2-2 G4-6-3 1-2f			0-2 G4-3		1-2 F7	1-0 F8		2-2 G4-3	5 0 0 0 0 0 3		
Ken Griffey Jr., L (1, 8) OBP: 0.360, SLG: 0.483			1-2 G4-3		2-0 HR 1B	1-2 HR 1B		1-0 HR	1-1 G4-3	5 3 3 2 0 0 0		
Adam Dunn, L (1, 7) OBP: 0.426, SLG: 0.660			3-3 K		0-0 HR	0-0 HR		4-1 BB S BB		3 2 2 5 1 1 0		
Joe Randa, R (1, 5) OBP: 0.393, SLG: 0.462			1-3 K		0-0 FC5-4 1B	4-2 2B 6 G1-2-3 BB		2-3 K		3 0 1 0 1 2 1		
Austin Kearns, R (1, 9) OBP: 0.299, SLG: 0.426			3-3 K		1-1 FC5-4 FC6-4 1-2f	2-2 1-3 2B		4-0 BB BB		3 0 1 0 1 1 1		
Javier Valentin, S (1, 2) OBP: 0.273, SLG: 0.276			0-1 L6		1-0 F8	4-0 IBB		4-2 BB		2 0 0 0 2 0 1		
Ramon Ortiz, R (1, 1) 6 Ryan Freel, R (8, PH) 25 David Weathers, R (6, 1) Kent Mercker, L (7, 1) Jacob Cruz, L (8, PH) Ryan Wagner, R (8, 1) Danny Graves, R (9, 1)			2-3 K		0-2 FC6-4 1-2f	3-2 G1-2-3 3-Hf		3-3 K		2 0 0 0 0 1 1 1 0 0 0 0 0 3 0 0 0 0 0 0 0 0 0 0 0 0 0 0 1 0 0 0 0 1 3 0 0 0 0 0 0 0 0 0 0 0 0 0 0		
Inning Stats	R: 0 E: 0 K: 0 S: 7 H: 1 LOB: 0 BB: 0 P: 11	R: 0 E: 0 K: 2 S: 10 H: 0 LOB: 0 BB: 0 P: 15	R: 0 E: 0 K: 2 S: 13 H: 0 LOB: 0 BB: 0 P: 18	R: 0 E: 0 K: 1 S: 8 H: 0 LOB: 0 BB: 0 P: 9	R: 2 E: 0 K: 0 S: 9 H: 3 LOB: 1 BB: 0 P: 13	R: 4 E: 0 K: 0 S: 20 H: 3 LOB: 2 BB: 4 P: 43	R: 0 E: 0 K: 0 S: 4 H: 0 LOB: 0 BB: 0 P: 7	R: 1 E: 0 K: 2 S: 16 H: 1 LOB: 3 BB: 3 P: 37	R: 0 E: 0 K: 0 S: 8 H: 0 LOB: 0 BB: 0 P: 11	1B: 4 2B: 1 3B: 0 HR: 3 SF: 0 SAC: 0 DP: 2 HBP: 0	WP: 0 PB: 0 SB: 2 CS: 0 PA: 40	
PITCHER	IP WLS BF H R ER SO BB IBB HBP BLK WP HR S P ERA WHIP											
21 Jon Lieber, R (1, 1) ERA: 3.31	5.1 L 25 7 6 6 5 3 0 0 0 0 0 2 63 98 10.12 1.875											
Aaron Fultz, L (6, 1) ERA: 1.93	1.2 5 0 0 0 0 0 1 0 0 0 0 8 18 0.00 0.000											
Rheal Cormier, L (8, 1) ERA: 5.19	1.0 7 1 1 1 2 3 0 0 0 0 1 16 37 9.00 4.000											
Billy Wagner, L (9, 1) ERA: 0.59	1.0 3 0 0 0 0 0 0 0 0 0 0 8 11 0.00 0.000											

Cincinnati Reds @ Philadelphia Phillies
 Citizens Bank Park, Philadelphia, PA
 Thu May 12 2005, 7:05 PM EDT
 Att. 33,663 - Clear - 70 F

livebaseballscorecards.com

AB	33
R	7
H	8
RBI	7
BB	7
SO	7
LOB	16



Batter	1	2	3	4	5	6	7	8	9	AB	R	H	RBI	BB	SO	LOB
11 Jimmy Rollins, S OBP: 0.272, SLG: 0.356	0-0 B5-3		1-1 L4		1-1 FC5 3B		2-3 K	0-3 K2-3		5	1	1	0	0	2	2
Placido Polanco, R OBP: 0.336, SLG: 0.316	3-2 1B 2B		1-1 L9		4-0 FC5 BB		0-1 1B 1B		0-1 G5-3	4	2	2	0	1	0	0
Bobby Abreu, L OBP: 0.437, SLG: 0.547	1-1 1B 2-H		2-2 HR		4-2 26 1B BB		1-2 1B 26 PB 1B		4-2 1B BB	3	2	3	2	2	0	0
Pat Burrell, R OBP: 0.384, SLG: 0.509	1-2 1B		2-0 1B		0-2 FC5 26 1B		3-2 26 PB 1B		2-1 1B	5	0	4	2	0	0	2
26 Chase Utley, L OBP: 0.366, SLG: 0.554	1-1 G4-3			0-2 P6	0-0 CS 1B		1-0 F7		1-0 F8	5	0	1	0	0	0	4
Jason Michaels, R OBP: 0.389, SLG: 0.392		3-2 F8		0-0 2B	2-1 CS	1-1 F7		2-2 G3-1	0-3 K	5	0	1	0	0	1	2
David Bell, R OBP: 0.273, SLG: 0.303		4-2 BB BB		0-2 F8		0-3 K		2-0 F7		3	0	0	0	1	1	1
Mike Lieberthal, R OBP: 0.324, SLG: 0.379		4-2 21 G3-6-3		4-0 IBB		0-2 G4-3		3-0 6 BB HBP		1	0	0	0	2	0	0
Randy Wolf, L OBP: 0.143, SLG: 0.077		1-2 BB		2-1 G3-1						0	0	0	0	0	0	0
Todd Pratt, R OBP: 0.222, SLG: 0.280		1-2 BB								0	0	0	0	0	0	0
21 Jon Lieber, L OBP: 0.143, SLG: 0.053		2-0 G3-6-3								0	0	0	0	0	0	0
Aaron Fultz, L OBP: 0.290, SLG: 0.269		1-2 BB								0	0	0	0	0	0	0
Jose Offerman, S OBP: 0.290, SLG: 0.269										0	0	0	0	0	0	0
Rheal Cormier, L OBP: 0.143, SLG: 0.053										0	0	0	0	0	0	0
6 Ryan Howard, L OBP: 0.500, SLG: 0.500										0	0	0	0	1	0	0
Billy Wagner, L OBP: 0.500, SLG: 0.500										0	0	0	0	0	0	0

Inning Stats	R: 1	H: 3	E: 0	LOB: 1	K: 0	P: 18	R: 0	H: 0	E: 0	LOB: 1	K: 0	P: 23	R: 1	H: 2	E: 0	LOB: 1	K: 0	P: 14	R: 0	H: 1	E: 0	LOB: 2	K: 0	P: 16	R: 1	H: 2	E: 0	LOB: 1	K: 0	P: 21	R: 0	H: 0	E: 0	LOB: 0	K: 1	P: 9	R: 2	H: 3	E: 0	LOB: 1	K: 1	P: 24	R: 0	H: 0	E: 0	LOB: 2	K: 1	P: 19	R: 0	H: 1	E: 0	LOB: 2	K: 1	P: 20	R: 0	H: 1	E: 0	LOB: 2	K: 1	P: 20	1B: 8	SF: 0	2B: 2	SAC: 0	3B: 1	DP: 1	HR: 1	HBP: 1	WP: 0	PA: 43
--------------	------	------	------	--------	------	-------	------	------	------	--------	------	-------	------	------	------	--------	------	-------	------	------	------	--------	------	-------	------	------	------	--------	------	-------	------	------	------	--------	------	------	------	------	------	--------	------	-------	------	------	------	--------	------	-------	------	------	------	--------	------	-------	------	------	------	--------	------	-------	-------	-------	-------	--------	-------	-------	-------	--------	-------	--------

PITCHER	IP	WLS	BF	H	R	ER	SO	BB	IBB	HBP	BLK	WP	HR	S	P	ERA	WHIP
Ramon Ortiz, R ERA: 6.75	5.0	W	23	8	3	3	0	4	1	0	0	0	0	17	21	5.40	2.400
25 David Weathers, R ERA: 5.66	1.2	H	6	1	1	1	2	0	0	0	0	0	0	7	12	0.00	6.000
Kent Mercker, L ERA: 2.2	0.1	H	3	2	1	0	0	0	0	0	0	0	0	8	19	0.00	1.000
Ryan Wagner, R ERA: 4.58	1.0	H	5	0	0	0	1	1	0	1	0	0	0	8	19	0.00	1.000
Danny Graves, R ERA: 3.45	1.0	S	5	1	0	0	1	1	0	0	0	0	0	13	20	0.00	2.000

BOTTOM

Cincinnati Reds @ Philadelphia Phillies
Citizens Bank Park, Philadelphia, PA
Thu May 12 2005, 7:05 PM EDT
Att. 33,663 - Clear - 70 F

livebaseballscores.com

AB	34
R	5
H	12
RBI	4
BB	7
SO	4
LOB	15



Batter	1	2	3	4	5	6	7	8	9	AB R H RBI BB SO LOB	TOP													
Felipe Lopez, S OBP: 0.360, SLG: 0.559 (1, 6) (8, 5)	0-3 K		4-2 BB		2-3 K		1-0 F8			3 0 0 0 1 2 2														
D'Angelo Jimenez, S OBP: 0.305, SLG: 0.258 (1, 4)	2-1 L8		1-3 K			0-1 G4-6-3 1B		0-1 G5-3		4 0 1 0 0 1 2														
Sean Casey, L OBP: 0.327, SLG: 0.381 (1, 3)	3-2 L6			0-1 G4-6-3 1B		2-0 G4-6-3 1-2f		2-3 K		4 0 1 0 0 1 1														
Ken Griffey Jr., L OBP: 0.350, SLG: 0.468 31 Matt Belisle, R (8, 1)		3-2 P5		1-0 G4-6-3 1-2f		0-1 F9		2-2 G1-3		4 0 0 0 0 0 1 0 0 0 0 0 0 0														
Adam Dunn, L OBP: 0.429, SLG: 0.648 (1, 7)		2-3 K		4-0 FC6-4 BB			4-2 2B SF9 BB		2-3 K	2 1 0 0 2 2 0														
Joe Randa, R OBP: 0.392, SLG: 0.467 William Bergolla, R (8, 6)		2-1 F8		1-0 FC6-4 1-2f			3-2 SF9 1B 2B		3-1 F8	3 1 1 0 0 0 1 1 0 0 0 0 0 0														
Austin Kearns, R OBP: 0.315, SLG: 0.438 (1, 9)			1-1 PB SH5-4 HBP		1-2 1B		0-0 SF9		0-1 1B	2 0 2 1 0 0 0														
Jason LaRue, R OBP: 0.294, SLG: 0.218 (1, 2)			2-3 K		1-3 K		1-1 1B		3-2 F9	4 0 1 1 0 2 3														
22 Eric Milton, L OBP: 0.071, SLG: 0.286 Ricky Stone, R (5, 1)			0-1 SH5-4		0-3 K		1-3 K			1 0 0 0 0 1 1 0 0 0 0 0 0 0														
Jacob Cruz, L OBP: 0.261, SLG: 0.273 56 Todd Coffey, R (7, 1)										1 0 0 0 0 1 1 0 0 0 0 0 0 0														
6 Ryan Freel, R OBP: 0.435, SLG: 0.421 (8, 8)										0 0 0 0 0 0 0														
Inning Stats	R: 0 E: 0 K: 1 S: 9	H: 0 LOB: 0 BB: 0 P: 14	R: 0 E: 0 K: 1 S: 8	H: 0 LOB: 0 BB: 0 P: 15	R: 0 E: 0 K: 2 S: 11	H: 1 LOB: 1 BB: 1 P: 19	R: 0 E: 0 K: 0 S: 4	H: 1 LOB: 1 BB: 1 P: 10	R: 0 E: 0 K: 3 S: 14	H: 1 LOB: 1 BB: 0 P: 18	R: 0 E: 0 K: 0 S: 5	H: 1 LOB: 0 BB: 0 P: 7	R: 2 E: 0 K: 1 S: 16	H: 2 LOB: 1 BB: 1 P: 26	R: 0 E: 0 K: 1 S: 8	H: 0 LOB: 0 BB: 0 P: 12	R: 0 E: 0 K: 1 S: 11	H: 1 LOB: 1 BB: 0 P: 19	1B: 5 2B: 1 3B: 0 HR: 0	SF: 1 SAC: 1 DP: 2 HBP: 1	WP: 0 PB: 1 SB: 0 CS: 0	PA: 35		
39 Brett Myers, R ERA: 1.63 (1, 1)	IP: 7.0 WLS: W BF: 28 H: 5 R: 2 ER: 2 SO: 8 BB: 3 IBB: 0 HBP: 1 BLK: 0 WP: 0 HR: 0 S: 67 P: 109 ERA: 2.57 WHIP: 1.143																							
Aaron Fultz, L ERA: 1.8 (8, 1)	IP: 1.0 WLS: 3 BF: 0 H: 0 R: 0 ER: 0 SO: 1 BB: 0 IBB: 0 HBP: 0 BLK: 0 WP: 0 HR: 0 S: 8 P: 12 ERA: 0.00 WHIP: 0.000																							
Robinson Tejeda, R ERA: (9, 1)	IP: 1.0 WLS: 4 BF: 1 H: 0 R: 0 ER: 0 SO: 1 BB: 0 IBB: 0 HBP: 0 BLK: 0 WP: 0 HR: 0 S: 11 P: 19 ERA: 0.00 WHIP: 1.000																							

Cincinnati Reds @ Philadelphia Phillies
Citizens Bank Park, Philadelphia, PA
Fri May 13 2005, 7:05 PM EDT
Att: 27,071 - Clear - 64 F

livebaseballscorecards.com

AB	29
R	2
H	6
RBI	2
BB	3
SO	10
LOB	12



Batter	1	2	3	4	5	6	7	8	9	AB R H RBI BB SO LOB	TOP									
6 Ryan Freel, R OBP: 0.447, SLG: 0.447 (1, 5) X	0-0 F8 2B		0-1 G6-3		1-0 G6-3		1-1 G6-3		4-2 FC5-4 BB	4 0 1 0 1 0 0										
Felipe Lopez, S OBP: 0.372, SLG: 0.564 (1, 6) B B X	2-0 F8 2-3		1-1 G5-3		0-1 2B		1-1 F8		2-2 FC5-4 1B 1-2f 2-3	5 1 1 0 0 0 3										
Sean Casey, L OBP: 0.335, SLG: 0.380 (1, 3) C B B B B	4-1 BB BB		4-1 BB		1-1 F7		2-2 G1-3		1-1 1B 1-2 3-H	3 0 1 1 2 0 1										
Ken Griffey Jr., L OBP: 0.344, SLG: 0.485 (1, 8) F S S	0-3 K		2-2 F9		2-2 L9			0-0 2B G5-3 1B	1-2 SF8 2-H	4 1 1 1 0 1 4										
Adam Dunn, L OBP: 0.440, SLG: 0.667 (1, 7) B B B	4-0 1-2 BB			4-1 2B BB		1-3 K		0-2 G4-3 2B 1-3	1-3 K	3 0 1 0 2 2 1										
Austin Kearns, R OBP: 0.333, SLG: 0.462 (1, 9) B X	1-0 G5-3			2-2 1-3 2B		0-0 G6-3		0-0 G5-3		4 0 1 1 0 0 4										
D'Angelo Jimenez, S OBP: 0.307, SLG: 0.277 (1, 4) B B B B		2-3 K		0-0 P5		3-2 2B		0-1 G4-3		4 0 1 0 0 1 3										
Javier Valentin, S OBP: 0.306, SLG: 0.267 (1, 2)		1-1 G6-3		4-1 54 G6-4-3 BB		4-0 IBB		1-3 K		1 0 0 0 2 0 0 1 0 0 0 0 1 1 0 0 0 0 0 0 0										
Joe Randa, R OBP: 0.387, SLG: 0.465 (8, PH)																				
Jason LaRue, R OBP: 0.299, SLG: 0.261 (8, 2)																				
54 Elizardo Ramirez, S OBP: 0.250, SLG: 0.250 (1, 1)		1-2 G6-3		1-1 G6-4-3		0-1 F7			0-1 FC5-4 6 BB 1B	3 0 0 0 0 0 5 0 0 0 0 0 0 0 0 0 0 0 0 0 0 1 1 1 0 0 0 0										
Kent Mercker, L (7, 1)																				
Ryan Wagner, R (7, 1)																				
William Bergolla, R OBP: 0.250, SLG: 0.250 (9, PH)																				
Inning Stats	R: 0 E: 0 K: 1 S: 7	H: 1 LOB: 3 BB: 2 P: 18	R: 0 E: 0 K: 1 S: 8	H: 0 LOB: 0 BB: 0 P: 12	R: 0 E: 0 K: 0 S: 8	H: 1 LOB: 2 BB: 1 P: 15	R: 0 E: 0 K: 0 S: 9	H: 1 LOB: 2 BB: 2 P: 20	R: 0 E: 0 K: 1 S: 11	H: 1 LOB: 2 BB: 1 P: 19	R: 0 E: 0 K: 0 S: 9	H: 0 LOB: 0 BB: 0 P: 13	R: 1 E: 0 K: 1 S: 12	H: 2 LOB: 1 BB: 0 P: 13	R: 2 E: 0 K: 1 S: 20	H: 2 LOB: 1 BB: 1 P: 29	1B: 3 2B: 5 3B: 0 HR: 0	SF: 1 SAC: 0 DP: 1 HBP: 0	WP: 0 PB: 0 SB: 0 CS: 0	PA: 41
PITCHER	IP WLS BF H R ER SO BB IBB HBP BLK WP HR S P ERA WHIP																			
Vicente Padilla, R ERA: 7.52 (1, 1)	6.0 W 27 4 0 0 3 5 1 0 0 0 0 51 96 0.00 1.500																			
Terry Adams, R ERA: 11.12 (7, 1)	0.2 H 2 0 0 0 0 0 0 0 0 0 0 4 6 0.00 0.000																			
Rheal Cormier, L ERA: 6.0 (7, 1)	0.1 H 3 2 1 1 0 0 0 0 0 0 0 9 11 27.00 6.000																			
63 Ryan Madson, R ERA: 6.0 (8, 1)	0.2 H 2 0 0 0 0 0 0 0 0 0 0 3 3 0.00 0.000																			
Billy Wagner, L ERA: 1.62 (8, 1)	1.1 S 7 2 2 2 2 1 0 0 0 0 0 25 35 13.50 2.250																			

Cincinnati Reds @ Philadelphia Phillies
Citizens Bank Park, Philadelphia, PA
Sun May 15 2005, 1:35 PM EDT
Att. 41,141 - Overcast - 74 F

livebaseballscorecards.com

AB	33
R	3
H	8
RBI	3
BB	7
SO	5
LOB	22



Batter	1	2	3	4	5	6	7	8	9
11 Jimmy Rollins, S OBP: 0.279, SLG: 0.358 (1, 6)	1-1 F7		0-1 G5-3		1-1 G3		2-2 P6	2-1 FC4-6	
Andy Chavez, L OBP: 0.353, SLG: 0.429 (1, 8)	3-2 G6-3		1-2 L7		1-1 B3-1		0-2 1B 3B	1-2 G4-3	
Bobby Abreu, L OBP: 0.450, SLG: 0.604 (1, 9)	0-2 G3		4-2 BB		0-0 HR		0-0 26 FC4-6 1B 3-H		
Pat Burrell, R OBP: 0.377, SLG: 0.484 (1, 7)		1-2 F9	0-1 G4-3		1-3 K		1-2 26 FC4-6 1B		
26 Chase Utley, L OBP: 0.347, SLG: 0.549 (1, 4)		2-1 HR		0-1 G4-3		2-2 L9	0-0 FC4-6 1-2 2-3		
Placido Polanco, R OBP: 0.358, SLG: 0.355 Billy Wagner, L OBP: 0.500, SLG: 0.500 (8, 1)		2-2 6 2B 1B		0-1 6 G6-3 2B		2-1 6 1B	1-0 G5-3		
6 Ryan Howard, L OBP: 0.259, SLG: 0.280 (1, 3)		0-0 1B		0-1 G6-3		0-0 1B		0-0 11 E 1B 1B	
Todd Pratt, R OBP: 0.300, SLG: 0.417 (1, 2)		1-3 2B		2-3 K IBB		0-0 F4		1-3 K	
Vicente Padilla, R OBP: 0.260, SLG: 0.300 Jose Offerman, S OBP: 0.273, SLG: 0.250 Terry Adams, R Rheal Comier, L 63 Ryan Madson, L David Bell, R OBP: 0.296, SLG: 0.321 (8, 5)		1-2 G6-3		0-3 K2-3		2-3 K		3-2 11 FC4-6 1B	

AB	R	H	RBI	BB	SO	LOB
5	0	0	0	0	0	1
5	1	1	0	0	0	1
3	1	2	2	1	0	0
4	0	1	0	0	1	1
4	1	1	1	0	0	2
4	0	3	0	0	0	2
0	0	0	0	0	0	0
4	1	3	0	0	0	1
3	0	0	0	1	2	5
2	0	0	0	0	1	4
1	0	0	0	0	1	2
0	0	0	0	0	0	0
0	0	0	0	0	0	0
0	0	0	0	0	0	0
1	0	1	0	0	0	0

Inning	R	H	E	K	S	IP	WLS	BF	H	R	ER	SO	BB	IBB	HBP	BLK	WP	HR	S	P	ERA	WHIP
1	0	0	0	0	8	6.0	L	27	7	2	2	4	1	1	0	0	0	2	59	89	3.00	1.333
7	0	0	0	0	7	0.2	5	3	1	1	0	0	0	0	0	0	0	0	12	15	13.50	4.500
7	0	0	0	0	7	1.1	6	2	1	0	1	1	0	0	0	0	0	0	16	24	0.00	1.500

BOTTOM

Cincinnati Reds @ Philadelphia Phillies
Citizens Bank Park, Philadelphia, PA

Sun May 15 2005, 1:35 PM EDT
Att: 41,141 - Overcast - 74 F

livebaseballscorecards.com

AB	36
R	4
H	12
RBI	3
BB	2
SO	5
LOB	19



1B	7	SF	0	WP	0	PA	38
2B	2	SAC	0	PB	0		
3B	1	DP	0	SB	0		
HR	2	HBP	0	CS	0		

PITCHER	IP	WLS	BF	H	R	ER	SO	BB	IBB	HBP	BLK	WP	HR	S	P	ERA	WHIP
54 Elizardo Ramirez, R ERA: 3.38 (1, 1)	6.0	L	27	7	2	2	4	1	1	0	0	0	2	59	89	3.00	1.333
Kent Mercker, L ERA: 2.65 (7, 1)	0.2	5	3	1	1	0	0	0	0	0	0	0	0	12	15	13.50	4.500
Ryan Wagner, R ERA: 4.29 (7, 1)	1.1	6	2	1	0	1	1	0	0	0	0	0	0	16	24	0.00	1.500

Batter	1	2	3	4	5	6	7	8	9	AB R H RBI BB SO LOB	TOP											
22 David Eckstein, R (1, 6) OBP: 0.384, SLG: 0.403	0-2 E6 15 CS 5 E	1-1 L7		0-1 5 2B 1B		1-1 F8			1-2 HR	5 2 2 1 0 0 1												
Larry Walker, L (1, 9) OBP: 0.356, SLG: 0.443	0-1 F9		1-3 K	2-1 5 2B 1-2	SAFE	0-0 G4-3			1-3 K	5 1 0 0 0 2 2												
5 Albert Pujols, R (1, 3) OBP: 0.411, SLG: 0.588	0-0 E5 15 CS		0-2 E6 15 2B 1B	1-2 1-H 2-H 2B		1-2 G5-3			2-0 1B	5 1 3 2 0 0 1												
15 Jim Edmonds, L (1, 8) OBP: 0.401, SLG: 0.509	4-1 BB		0-0 1B 2-H 2B	4-2 BB		3-2 F7			0-0 G4-3	3 0 1 1 2 0 1												
Reggie Sanders, R (1, 7) OBP: 0.322, SLG: 0.578	1-3 K		0-2 G5-3	3-3 K		1-3 K				4 0 0 0 0 3 5												
Mark Grudzielanek, R (1, 4) OBP: 0.387, SLG: 0.551		2-1 4 E SH3-4 2B	1-0 1B 2-3		3-2 G1-3			2-1 G6-3		4 1 2 0 0 0 0												
Scott Seabol, R (1, 5) OBP: 0.167, SLG: 0.167		0-2 L3	2-3 K		0-1 P1			1-0 P6		4 0 0 0 0 1 3												
4 Yadier Molina, R (1, 2) OBP: 0.250, SLG: 0.243		2-2 E5 SH3-4 2-3		0-1 G5-3	2-1 G1-3			0-0 G5-3		4 0 0 0 0 0 1												
Jeff Suppan, R (1, 1) OBP: 0.250, SLG: 0.200 Gabe White, L (4, 1) Roger Cedeno, S (6, PH) 34 Randy Flores, L (6, 1) Al Reyes, R (8, 1) So Taguchi, R (9, PH) OBP: 0.290, SLG: 0.441		2-1 SH3-4	1-0 G6-3		3-2 G3			1-2 G1-3		1 0 0 1 0 0 0 0 0 0 0 0 0 0 1 0 1 0 0 0 0 0 0												
Inning Stats	R: 0 E: 2 K: 1 S: 10	H: 0 LOB: 2 BB: 1 P: 15	R: 1 E: 1 K: 0 S: 13	H: 1 LOB: 1 BB: 0 P: 20	R: 1 E: 1 K: 2 S: 15	H: 3 LOB: 2 BB: 0 P: 19	R: 2 E: 1 K: 1 S: 17	H: 2 LOB: 2 BB: 1 P: 28	R: 0 E: 0 K: 0 S: 7	H: 0 LOB: 0 BB: 0 P: 12	R: 0 E: 0 K: 0 S: 7	H: 0 LOB: 0 BB: 0 P: 11	R: 0 E: 0 K: 1 S: 9	H: 0 LOB: 0 BB: 0 P: 14	R: 0 E: 0 K: 0 S: 4	H: 0 LOB: 0 BB: 0 P: 7	R: 1 E: 0 K: 1 S: 11	H: 2 LOB: 1 BB: 0 P: 16	1B: 4 2B: 3 3B: 0 HR: 1	SF: 0 SAC: 1 DP: 0 HBP: 0	WP: 0 PB: 0 SB: 0 CS: 2	PA: 40
PITCHER	IP WLS BF H R ER SO BB IBB HBP BLK WP HR S P ERA WHIP																					
Cory Lidle, R (1, 1) ERA: 4.07	6.0 W 29 6 4 1 4 2 0 0 0 0 0 0 69 105 1.50 1.333																					
63 Ryan Madson, R (7, 1) ERA: 5.4	2.0 H 6 0 0 0 1 0 0 0 0 0 0 0 13 21 0.00 0.000																					
Billy Wagner, L (9, 1) ERA: 2.04	1.0 S 5 2 1 1 1 0 0 0 0 0 0 1 11 16 9.00 2.000																					

St. Louis Cardinals @ Philadelphia Phillies
Citizens Bank Park, Philadelphia, PA

Tue May 17 2005, 7:05 PM EDT
Att. 32,103 - Party Cloudy - 65 F

livebaseballscorecards.com

AB 37
R 5
H 8
RBI 5
BB 2
SO 6
LOB 14



Batter	1	2	3	4	5	6	7	8	9	AB R H RBI BB SO LOB	TOP	
22 David Eckstein, R (1, 6) OBP: 0.382, SLG: 0.392	1-2 P4	3-2 FC5		3-1 G5-3	4-1		1-1		2-0 G5-3	4 0 0 0 1 0 2		
Larry Walker, L (1, 9) OBP: 0.353, SLG: 0.432 Roger Cedeno, S (7, PH) OBP: 0.163, SLG: 0.150 (7, 9)	1-1 G3-1		4-1	3-2 G6-3	2-2 K		4-0	1-2		3 1 0 0 1 1 3 0 0 0 0 1 0 0		
5 Albert Pujols, R (1, 3) OBP: 0.411, SLG: 0.599	4-0		2-2	0-1 F8		1-1	1-3			4 1 1 2 1 1 2		
15 Jim Edmonds, L (1, 8) OBP: 0.408, SLG: 0.517	4-1		0-3		3-1	0-0		3-3		4 2 2 0 1 2 0		
John Mabry, L (1, 7) OBP: 0.426, SLG: 0.522 So Taguchi, R (5, 7) OBP: 0.281, SLG: 0.426	1-3 K		1-3		0-2	1-2		1-2		3 1 0 0 0 2 3 2 0 0 0 0 0 1		
Mark Grudzielanek, R (1, 4) OBP: 0.401, SLG: 0.545		0-3	1-1		2-2	1-0		4-1		4 1 3 2 1 1 0		
Abraham Nunez, S (1, 5) OBP: 0.394, SLG: 0.542		0-0	4-2		1-0	0-0		3-1		4 1 0 1 1 0 3		
4 Yadier Molina, R (1, 2) OBP: 0.257, SLG: 0.278		0-1	0-0		0-1		2-3		2-1	5 1 2 3 0 1 1		
29 Chris Carpenter, R (1, 1) OBP: 0.096, SLG: 0.050 Jason Marquis, L (7, PH) OBP: 0.333, SLG: 0.455 48 Brad Thompson, R (7, 1) Ray King, L (8, 1) Julian Tavarez, L (8, 1) Scott Seabol, R (8, PH) OBP: 0.143, SLG: 0.143 44 Jason Istringhausen, R (9, 1)	1-2	1-2	0-2		4-2		0-2		0-3	2 0 1 0 1 0 0 1 0 1 0 0 0 0 1 0 0 0 0 0 0 0 0		
Inning Stats	R: 0 H: 0 E: 0 LOB: 2 K: 1 BB: 2 S: 10 P: 21	R: 0 H: 2 E: 0 LOB: 2 K: 1 BB: 0 S: 13 P: 17	R: 5 H: 3 E: 0 LOB: 0 K: 2 BB: 2 S: 18 P: 30	R: 0 H: 0 E: 0 LOB: 0 K: 0 BB: 0 S: 7 P: 13	R: 2 H: 2 E: 1 LOB: 3 K: 1 BB: 2 S: 18 P: 34	R: 1 H: 2 E: 0 LOB: 1 K: 0 BB: 0 S: 9 P: 12	R: 0 H: 0 E: 0 LOB: 2 K: 2 BB: 1 S: 13 P: 21	R: 0 H: 0 E: 0 LOB: 1 K: 1 BB: 1 S: 9 P: 20	R: 0 H: 0 E: 0 LOB: 0 K: 1 BB: 0 S: 7 P: 11	1B: 5 SF: 0 2B: 2 SAC: 0 3B: 0 DP: 0 HR: 2 HBP: 1	WP: 0 PA: 46 PB: 0 SB: 0 CS: 0	
PITCHER	IP WLS BF H R ER SO BB IBB HBP BLK WP HR S P ERA WHIP											
21 Jon Lieber, R (1, 1) ERA: 4.01	4.0 L 24 7 7 6 4 4 0 0 0 0 0 2 57 95 13.50 2.750											
Geoff Geary, R (5, 1) ERA: 5.59	2.0 10 2 1 1 1 2 0 0 0 0 0 0 18 32 4.50 2.000											
Robinson Tejeda, R (7, 1) ERA:	3.0 12 0 0 0 4 2 0 1 0 0 0 0 29 52 0.00 0.667											

St. Louis Cardinals @ Philadelphia Phillies
Citizens Bank Park, Philadelphia, PA
Wed May 18 2005, 7:05 PM EDT
Att. 29,130 - Partly Cloudy - 70 F

livebaseballscorecards.com

AB	37
R	8
H	9
RBI	8
BB	8
SO	9
LOB	15



Batter	1	2	3	4	5	6	7	8	9	AB R H RBI BB SO LOB
11 Jimmy Rollins, S OBP: 0.282, SLG: 0.353 (1, 6)	2-3 K2-3		0-0 F8			2-2 HR 1B	0-1 G3		1-1 BB 1B	5 1 2 0 0 1 0
Endy Chavez, L OBP: 0.346, SLG: 0.409 (1, 8)	2-2 G4-3			3-2 G4-3		0-3 K		2-1 1B G6-4-3 2B	4-1 BB 1-2 2-3	4 1 1 0 0 1 1 2
Bobby Abreu, L OBP: 0.450, SLG: 0.637 (1, 9)	4-1 BB BB			0-0 G4-3		2-1 HR 1-H 2-H		3-2 G6-4-3 1B 2-3	0-3 K	4 1 2 3 1 1 3
Pat Burrell, R OBP: 0.384, SLG: 0.500 (1, 7)	4-1 26 PO 1-2 BB			3-3 K		4-0 26 FC4-6 BB		0-0 G6-4-3 1-2f 3-H 0-0		2 0 0 0 2 1 1
26 Chase Utley, L OBP: 0.349, SLG: 0.541 (1, 4)	2-1 PO 1-2	0-1 F8			2-2 F7	2-0 FC4-6 BB 1-2f		0-0 2B		4 0 1 0 0 0 1
David Bell, R OBP: 0.307, SLG: 0.333 (1, 5)		1-1 G6-3 1B			1-1 G4-3 2B	4-1 1-2 BB		2-1 P2		3 0 2 0 1 0 1
Tomas Perez, S OBP: 0.378, SLG: 0.341 Robinson Tejeda, R (7, 1) Jason Michaels, R OBP: 0.380, SLG: 0.366 (9, PH)		0-0 G6-3 1-2f			0-2 G4-3	0-3 K			4-2 BB 11 1B BB	3 0 0 0 0 0 1 4 0 0 0 0 0 0 0 0 0 0 0 1 0 0
Mike Lieberthal, R OBP: 0.319, SLG: 0.369 (1, 2)			2-3 K		1-3 K		1-2 L7		2-1 P4	4 0 0 0 0 2 2
21 Jon Lieber, L Geoff Geary, R Jose Offerman, S OBP: 0.270, SLG: 0.250 (7, 3)			0-3 K			2-1 11 1B HR 1B	1-2 P5		1-2 F7	1 0 0 0 0 1 0 0 0 0 0 0 0 0 3 1 1 0 0 0 1

Inning Stats	R: 0	H: 0	E: 0	K: 1	S: 10	H: 0	LOB: 1	BB: 2	P: 24	R: 0	H: 1	E: 0	K: 0	S: 5	H: 0	LOB: 0	BB: 0	P: 6	R: 0	H: 0	E: 0	K: 2	S: 7	H: 0	LOB: 0	BB: 0	P: 9	R: 0	H: 0	E: 0	K: 1	S: 10	R: 0	H: 1	E: 0	K: 1	S: 11	R: 3	H: 3	E: 0	K: 2	S: 16	R: 0	H: 0	E: 0	K: 0	S: 9	R: 1	H: 3	E: 0	K: 0	S: 10	R: 0	H: 1	E: 0	K: 1	S: 16	1B: 5	2B: 3	3B: 0	HR: 1	SF: 0	SAC: 0	DP: 2	HBP: 0	WP: 0	PB: 0	SB: 0	CS: 0	PA: 40
--------------	------	------	------	------	-------	------	--------	-------	-------	------	------	------	------	------	------	--------	-------	------	------	------	------	------	------	------	--------	-------	------	------	------	------	------	-------	------	------	------	------	-------	------	------	------	------	-------	------	------	------	------	------	------	------	------	------	-------	------	------	------	------	-------	-------	-------	-------	-------	-------	--------	-------	--------	-------	-------	-------	-------	--------

PITCHER	IP	WLS	BF	H	R	ER	SO	BB	IBB	HBP	BLK	WP	HR	S	P	ERA	WHIP
29 Chris Carpenter, R ERA: 4.07 (1, 1)	6.0	W	25	5	3	3	7	4	0	0	0	0	1	59	102	4.50	1.500
48 Brad Thompson, R ERA: 1.29 (7, 1)	1.0		3	0	0	0	0	0	0	0	0	0	0	9	11	0.00	0.000
Ray King, L ERA: 3.38 (8, 1)	0.0		2	2	1	1	0	0	0	0	0	0	0	6	11	∞	∞
Julian Tavarez, R ERA: 2.75 (8, 1)	1.0		3	1	0	0	0	0	0	0	0	0	0	4	6	0.00	1.000
44 Jason Isringhausen, R ERA: 0.79 (9, 1)	1.0		6	1	0	0	1	2	0	0	0	0	0	16	28	0.00	3.000

BOTTOM

St. Louis Cardinals @ Philadelphia Phillies
Citizens Bank Park, Philadelphia, PA
Wed May 18 2005, 7:05 PM EDT
Att. 29,130 - Partly Cloudy - 70 F

livebaseballscorecards.com

AB	33
R	4
H	9
RBI	3
BB	6
SO	8
LOB	15



Batter	1	2	3	4	5	6	7	8	9	AB R H RBI BB SO LOB	TOP											
11 Jimmy Rollins, S (1, 6) OBP: 0.293, SLG: 0.354	0-2 G4-3	0-1 1-3 2-H 1B		0-0 1B 2B 1B		0-0 L8		2-0 2B BB 1B		5 2 3 1 0 0 0	Philadelphia Phillies @ Baltimore Orioles Oriole Park at Camden Yards, Baltimore, MD Fri May 20 2005, 7:35 PM EDT Att. 34,642 - Overcast - 55 F											
Placido Polanco, R (1, 4) OBP: 0.352, SLG: 0.357	3-2 G4-3	2-1 G4-3		1-3 K		1-3 K2-3		1-0 BB 26 G6-3 2B		5 1 1 0 0 2 5												
Bobby Abreu, L (1, 9) OBP: 0.458, SLG: 0.625	3-2 G4-3		3-2 K	1-0 2B 1-3 2-H 3-H 1B		2-1 G6-3		4-0 26 G6-3 BB IBB		4 0 1 2 1 1 0												
Pat Burrell, R (1, 7) OBP: 0.402, SLG: 0.518		4-2 26 HR BB	2-3 K	3-2 1-3 3-H 2B			0-3 K2-3	4-1 26 G6-3 BB		3 1 1 2 2 2 0												
26 Chase Utley, L (1, 3) OBP: 0.345, SLG: 0.546		0-2 1-H HR	1-3 K2-3	3-2 K2-3			2-3 K	2-2 G6-3		5 1 1 3 0 3 4												
David Bell, R (1, 5) OBP: 0.313, SLG: 0.329		2-1 G6-3		2-1 G5-3	0-3 K		1-0 1B 1B	1-2 G6-3		5 0 1 0 0 1 2												
Kenny Lofton, L (1, 10) OBP: 0.459, SLG: 0.527		0-0 11 1B HBP 1B		4-0 11 1B HBP BB 1B	1-2 G6-3 1B		1-2 1B 1B		0-3 K	4 2 3 0 1 1 0												
Mike Lieberthal, R (1, 2) OBP: 0.322, SLG: 0.358		2-1 11 1B HBP		3-1 11 1B 1B HBP	1-1 G6-3		3-1 F8		0-0 P4	3 1 0 0 0 0 3												
Endy Chavez, L (1, 8) OBP: 0.324, SLG: 0.345		1-0 F7		0-1 11 1B 1B	0-2 G1-3			2-2 G1-3	1-2 G6-3	5 1 1 1 0 0 3												
Inning Stats	R: 0 E: 0 K: 0 S: 10	H: 0 LOB: 0 BB: 0 P: 16	R: 3 E: 0 K: 0 S: 15	H: 3 LOB: 2 BB: 1 P: 26	R: 0 E: 0 K: 3 S: 13	H: 0 LOB: 0 BB: 0 P: 19	R: 4 E: 0 K: 2 S: 16	H: 4 LOB: 2 BB: 1 P: 32	R: 0 E: 0 K: 1 S: 11	H: 1 LOB: 1 BB: 0 P: 13	R: 0 E: 0 K: 1 S: 6	H: 0 LOB: 0 BB: 0 P: 9	R: 0 E: 0 K: 2 S: 13	H: 2 LOB: 2 BB: 0 P: 20	R: 2 E: 0 K: 0 S: 14	H: 2 LOB: 2 BB: 2 P: 30	R: 0 E: 0 K: 1 S: 8	H: 0 LOB: 0 BB: 0 P: 9	1B: 9 2B: 2 3B: 0 HR: 1	SF: 0 SAC: 0 DP: 0 HBP: 2	WP: 0 PB: 0 SB: 0 CS: 0	PA: 45
PITCHER	IP WLS BF H R ER SO BB IBB HBP BLK WP HR S P ERA WHIP																					
40 Daniel Cabrera, R (1, 1) ERA: 5.91	3.2 L 22 7 7 7 4 2 0 2 0 0 0 1 51 88 17.18 2.455																					
John Parrish, L (4, 1) ERA: 0.73	3.1 13 3 0 0 5 0 0 0 0 0 0 0 33 47 0.00 0.900																					
Todd Williams, R (8, 1) ERA: 3.93	1.0 7 2 2 2 0 1 1 0 0 0 0 0 14 30 18.00 3.000																					
Jorge Julio, R (9, 1) ERA: 2.08	1.0 3 0 0 0 0 1 0 0 0 0 0 0 8 9 0.00 0.000																					

livebaseballscores.com

AB	39
R	9
H	12
RBI	9
BB	4
SO	10
LOB	17



Batter	1	2	3	4	5	6	7	8	9	AB R H RBI BB SO LOB
1 Brian Roberts, S OBP: 0.454, SLG: 0.657 (1, 4)	0-0 10 1B 2B	0-0 1B E			0-1 G4-3		0-1 P5		3-2 F9	5 1 2 0 0 0 0
Larry Bigbie, L OBP: 0.288, SLG: 0.327 (1, 7)	1-3 K SAFE	2-2 E8 1B 1-H			2-1 10 1B 1B		1-1 F7		2-1 L7	5 0 2 0 0 1 1
6 Melvin Mora, R OBP: 0.339, SLG: 0.512 (1, 5)	4-0 10 1B BB	3-2 G6-3			3-2 F9		2-1 10 2B HBP			2 1 0 0 1 0 2
10 Miguel Tejada, R OBP: 0.374, SLG: 0.592 (1, 6)	1-2 1B 2-3			1-3 K	1-0 1B 1-2		3-1 2B 1-H			4 0 3 1 0 1 0
Javy Lopez, R OBP: 0.321, SLG: 0.497 (1, 10)	1-1 P3			3-1 G6-3	2-2 P2		2-1 F7			4 0 0 0 0 0 6
Rafael Palmeiro, L OBP: 0.333, SLG: 0.382 (1, 3)	2-3 K			1-2 F7		1-0 F8		1-0 F7		4 0 0 0 0 1 3
Sal Fasano, R OBP: 0.400, SLG: 1.000 (1, 2)		0-2 F8		1-2 F8	4-2 BB		1-2 G3-1			3 0 0 0 1 0 0
31 Jay Gibbons, L OBP: 0.312, SLG: 0.531 (1, 9)		3-3 K		0-0 F8	2-3 K		0-1 P4			4 0 0 0 0 2 1
39 Jeff Fiorentino, L OBP: 0.320, SLG: 0.458 (1, 8)		1-1 HR		1-0 G6-3	0-2 K			3-2 P4		4 1 1 1 0 1 1

Inning Stats	R: 0 E: 0 K: 2 S: 14	H: 2 LOB: 3 BB: 1 P: 23	R: 2 E: 1 K: 1 S: 18	H: 3 LOB: 1 BB: 0 P: 27	R: 0 E: 0 K: 1 S: 8	H: 0 LOB: 0 BB: 0 P: 13	R: 0 E: 0 K: 0 S: 5	H: 0 LOB: 0 BB: 0 P: 7	R: 0 E: 0 K: 0 S: 15	H: 2 LOB: 2 BB: 0 P: 23	R: 0 E: 0 K: 2 S: 11	H: 0 LOB: 1 BB: 1 P: 18	R: 1 E: 0 K: 0 S: 9	H: 1 LOB: 1 BB: 0 P: 17	R: 0 E: 0 K: 0 S: 6	H: 0 LOB: 0 BB: 0 P: 8	R: 0 E: 0 K: 0 S: 14	H: 0 LOB: 0 BB: 0 P: 22	1B: 5 2B: 2 3B: 0 HR: 1	SF: 0 SAC: 0 DP: 0 HBP: 1
--------------	-------------------------------	----------------------------------	-------------------------------	----------------------------------	------------------------------	----------------------------------	------------------------------	---------------------------------	-------------------------------	----------------------------------	-------------------------------	----------------------------------	------------------------------	----------------------------------	------------------------------	---------------------------------	-------------------------------	----------------------------------	----------------------------------	------------------------------------

BOTTOM

Philadelphia Phillies @ Baltimore Orioles
Oriole Park at Camden Yards, Baltimore, MD

livebaseballscorecards.com

AB	35
R	3
H	8
RBI	2
BB	2
SO	6
LOB	14



PITCHER	IP	WLS	BF	H	R	ER	SO	BB	IBB	HBP	BLK	WP	HR	S	P	ERA	WHIP
Randy Wolf, L ERA: 4.75 (1, 1)	6.0		27	7	2	1	6	2	0	0	0	0	1	71	111	1.50	1.500
Terry Adams, R ERA: 10.95 (7, 1)	1.0		5	1	1	1	0	0	0	1	0	0	0	9	17	9.00	1.000
Rheal Cormier, L ERA: 5.4 (8, 1)	1.0		3	0	0	0	0	0	0	0	0	0	0	6	8	0.00	0.000
Aaron Fultz, L ERA: 1.69 (9, 1)	1.0		3	0	0	0	0	0	0	0	0	0	0	14	22	0.00	0.000

Fri May 20 2005, 7:35 PM EDT
Att. 34,642 - Overcast - 55 F

Batter	1	2	3	4	5	6	7	8	9	AB R H RBI BB SO LOB	TOP											
11 Jimmy Rollins, S OBP: 0.287, SLG: 0.346 (1, 6)	3-2 P4		1-1 F8		2-1 F8			1-2 F8		4 0 0 0 0 0 1												
Placido Polanco, R OBP: 0.341, SLG: 0.345 (1, 4)	3-2 G3		0-2 L9			3-3 K		1-3 K		4 0 0 0 0 2 0												
Bobby Abreu, L OBP: 0.454, SLG: 0.613 (1, 9)	3-2 K			4-2 S BB		1-2 G3		0-3 K		3 0 0 0 1 2 0												
Pat Burrell, R OBP: 0.399, SLG: 0.510 (1, 7)		3-2 G4-3 1B		2-3 K 1-2		0-0 L7			2-3 K	4 0 1 0 0 2 1												
Jim Thome, L OBP: 0.343, SLG: 0.301 (1, 10)		0-0 G4-3 1-2		0-1 L4			2-2 2B 1B		1-2 G3	4 0 1 0 0 0 2												
David Bell, R OBP: 0.323, SLG: 0.338 (1, 5)		4-0 1B BB		0-3 K			2-0 1-3 2B		4-2 BLK BB	2 0 1 0 2 1 1												
Jason Michaels, R OBP: 0.385, SLG: 0.372 (1, 8)		1-2 1-2 2-H 1B			3-2 1B		3-3 K		0-3 K	4 0 2 0 0 2 3												
Todd Pratt, R OBP: 0.298, SLG: 0.381 (1, 2)		1-3 K			0-1 F9		0-3 K			3 0 0 0 0 2 5												
Tomas Perez, S OBP: 0.358, SLG: 0.347 (1, 3)			0-0 F8		0-1 P4		0-2 L4			3 0 0 0 0 0 3												
Inning Stats	R: 0 E: 0 K: 1 S: 11	H: 0 LOB: 0 BB: 0 P: 20	R: 0 E: 0 K: 1 S: 11	H: 2 LOB: 2 BB: 1 P: 20	R: 0 E: 0 K: 0 S: 6	H: 0 LOB: 0 BB: 0 P: 7	R: 0 E: 0 K: 2 S: 10	H: 0 LOB: 1 BB: 1 P: 16	R: 0 E: 0 K: 0 S: 9	H: 1 LOB: 1 BB: 0 P: 14	R: 0 E: 0 K: 1 S: 7	H: 0 LOB: 0 BB: 0 P: 11	R: 0 E: 0 K: 2 S: 17	H: 2 LOB: 2 BB: 0 P: 24	R: 0 E: 0 K: 2 S: 11	H: 0 LOB: 0 BB: 0 P: 13	R: 0 E: 0 K: 2 S: 11	H: 0 LOB: 1 BB: 1 P: 18	1B: 4 2B: 1 3B: 0 HR: 0	SF: 0 SAC: 0 DP: 0 HBP: 0	WP: 0 PB: 0 SB: 1 CS: 0	PA: 34
PITCHER	IP WLS BF H R ER SO BB IBB HBP BLK WP HR S P ERA WHIP																					
45 Erik Bedard, L ERA: 2.08 (1, 1)	7.0 W 27 5 0 0 7 2 0 0 0 0 0 0 71 112 0.00 1.000																					
Jorge Julio, R ERA: 1.99 (8, 1)	1.0 3 0 0 0 2 0 0 0 0 0 0 0 11 13 0.00 0.000																					
Steve Kline, L ERA: 5.06 (9, 1)	1.0 4 0 0 0 2 1 0 0 0 1 0 0 11 18 0.00 1.000																					

Philadelphia Phillies @ Baltimore Orioles
 Oriole Park at Camden Yards, Baltimore, MD
 Sat May 21 2005, 7:05 PM EDT
 Att. 42,331 - Partly Cloudy - 75 F

AB	31
R	0
H	5
RBI	0
BB	3
SO	11
LOB	16



Batter	1	2	3	4	5	6	7	8	9	AB	R	H	RBI	BB	SO	LOB
1 Brian Roberts, S OBP: 0.453, SLG: 0.669 (1, 4)	0-0 39 SF8 3B		0-0 F8		1-1 P6			2-2 F8		4	1	1	0	0	0	1
39 Jeff Fiorentino, L OBP: 0.324, SLG: 0.469 (1, 8)	0-0 SF8		0-0 L9			0-1 G3-1		1-1 6 1B 1B		3	0	1	1	0	0	0
6 Melvin Mora, R OBP: 0.340, SLG: 0.503 (1, 5)	0-2 F8			1-0 B1-3		3-1 F8		0-0 10 FC6-4 1B		4	0	1	0	0	0	0
10 Miguel Tejada, R OBP: 0.368, SLG: 0.593 (1, 6)	1-0 G6-3			1-3 K		1-2 HR		0-0 FC6-4		4	1	1	1	0	1	2
Rafael Palmeiro, L OBP: 0.342, SLG: 0.384 (1, 3)		1-1 G5-4-3 1B		0-0 P5		0-0 G4-3			1-2 G3	4	0	1	0	0	0	1
Javy Lopez, R OBP: 0.312, SLG: 0.478 (1, 2)		1-0 G5-4-3 1-2f		0-0 P4			2-3 K		1-1 G5-3	4	0	0	0	0	1	2
31 Jay Gibbons, L OBP: 0.322, SLG: 0.551 (1, 9)		4-0 BB			2-2 G3-1		0-0 P6		2-3 K	3	0	0	0	1	1	0
David Newhan, L OBP: 0.232, SLG: 0.346 (1, 10)		1-1 P4 SAFE			3-3 K		0-0 G1-3			3	0	0	0	0	1	1
Larry Bigbie, L OBP: 0.279, SLG: 0.324 (1, 7)			3-1 G4-3		2-1 2B			0-0 F7		3	0	1	0	0	0	0

Inning Stats	R: 1 E: 0 K: 0 S: 6	H: 1 LOB: 0 BB: 0 P: 7	R: 0 E: 0 K: 0 S: 5	H: 1 LOB: 1 BB: 1 P: 12	R: 0 E: 0 K: 0 S: 4	H: 0 LOB: 0 BB: 0 P: 7	R: 0 E: 0 K: 1 S: 6	H: 0 LOB: 1 BB: 0 P: 8	R: 0 E: 0 K: 1 S: 10	H: 1 LOB: 1 BB: 0 P: 18	R: 1 E: 0 K: 0 S: 10	H: 1 LOB: 0 BB: 0 P: 14	R: 0 E: 0 K: 1 S: 5	H: 0 LOB: 0 BB: 0 P: 7	R: 0 E: 0 K: 0 S: 8	H: 2 LOB: 2 BB: 0 P: 11	R: 0 E: 0 K: 1 S: 11	H: 0 LOB: 0 BB: 0 P: 15	1B: 3 2B: 1 3B: 1 HR: 1	SF: 1 SAC: 0 DP: 1 HBP: 0	WP: 1 PB: 0 SB: 0 CS: 0	PA: 34
PITCHER Cory Lidle, R ERA: 3.75 (1, 1)	IP 9.0	WLS W	BF 34	H 6	R 2	ER 2	SO 4	BB 1	IBB 0	HBP 0	BLK 0	WP 1	HR 1	S 65	P 99	ERA 2.00	WHIP 0.778					

BOTTOM

Philadelphia Phillies @ Baltimore Orioles
 Oriole Park at Camden Yards, Baltimore, MD

Sun May 22 2005, 1:35 PM EDT
 Att. 41,614 - Partly Cloudy - 75 F

livebaseballscores.com

AB	32
R	2
H	6
RBI	2
BB	1
SO	4
LOB	7



Batter	1	2	3	4	5	6	7	8	9	AB R H RBI BB SO LOB	TOP											
Jason Michaels, R (1, 8) OBP: 0.389, SLG: 0.378	0-0 1B		2-2 G4-3		2-1 F9			0-1 G5-3 1B		4 1 2 0 0 0 0												
Placido Polanco, R (1, 4) OBP: 0.326, SLG: 0.328	2-1 L4			1-0 G3-1		0-2 G4-3		1-2 G5-3		4 0 0 0 0 0 2												
Bobby Abreu, L (1, 9) OBP: 0.453, SLG: 0.601	2-3 K			2-2 1B BB SF9 1B		1-3 K		0-0 1B FC6-4		4 1 2 1 0 2 1												
Pat Burrell, R (1, 7) OBP: 0.409, SLG: 0.536	1-3 K			4-0 1B BB SF9		1-2 L9		2-2 P4		3 0 0 0 1 1 2												
11 Jimmy Rollins, S (1, 6) OBP: 0.294, SLG: 0.347				1-1 1B			0-1 1B 2B	1-1 FC6-4		4 0 2 0 0 0 1												
David Bell, R (1, 5) OBP: 0.316, SLG: 0.331				0-0 SF9			1-1 P4		2-3 K2-3	2 0 0 1 0 0 1												
Kenny Lofton, L (9, PH) OBP: 0.448, SLG: 0.500				2-3 3-H						1 0 0 0 0 1 0												
Tomas Perez, S (1, 3) OBP: 0.333, SLG: 0.321				0-1 P3			3-1 P6		1-2 L8	4 0 0 0 0 0 3												
Mike Lieberthal, R (1, 2) OBP: 0.333, SLG: 0.398				4-0 BB 21 B5-6-4			0-0 2B	2-1 FC4-6 1B		3 0 2 0 1 0 0												
21 Jon Lieber, L (1, 1)				1-1 G1-3			1-3 K	1-1 FC4-6		2 0 0 0 0 0 1												
Jim Thome, L (7, PH) OBP: 0.333, SLG: 0.284										1 0 0 0 0 1 2												
Terry Adams, R (7, 1)										0 0 0 0 0 0 0												
Aaron Fultz, L (7, 1)										0 0 0 0 0 0 0												
Robinson Tejeda, R (8, 1)										0 0 0 0 0 0 0												
Endy Chavez, L (9, PH) OBP: 0.333, SLG: 0.355								1-2f		1 0 0 0 0 0 1												
Inning Stats	R: 0 E: 0 K: 2 S: 12	H: 1 LOB: 1 BB: 0 P: 17	R: 0 E: 0 K: 0 S: 5	H: 0 LOB: 0 BB: 0 P: 8	R: 0 E: 0 K: 0 S: 7	H: 0 LOB: 0 BB: 0 P: 10	R: 1 E: 0 K: 0 S: 9	H: 2 LOB: 2 BB: 1 P: 17	R: 0 E: 0 K: 0 S: 4	H: 0 LOB: 0 BB: 1 P: 11	R: 0 E: 0 K: 1 S: 9	H: 0 LOB: 0 BB: 0 P: 11	R: 0 E: 0 K: 1 S: 10	H: 2 LOB: 2 BB: 0 P: 15	R: 1 E: 0 K: 1 S: 11	H: 2 LOB: 1 BB: 0 P: 15	R: 0 E: 0 K: 1 S: 13	H: 1 LOB: 1 BB: 0 P: 19	1B: 7 2B: 1 3B: 0 HR: 0	SF: 1 SAC: 0 DP: 1 HBP: 0	WP: 0 PB: 0 SB: 0 CS: 0	PA: 36
PITCHER	IP WLS BF H R ER SO BB IBB HBP BLK WP HR S P ERA WHIP																					
Dontrelle Willis, L (1, 1) ERA: 1.55	8.0 W 32 7 2 2 4 2 0 0 0 0 0 0 67 104 2.25 1.125																					
Todd Jones, R (9, 1) ERA: 1.31	1.0 S 4 1 0 0 1 0 0 0 0 0 0 0 13 19 0.00 1.000																					

Philadelphia Phillies @ Florida Marlins
Dolphin Stadium, Miami, FL
Mon May 23 2005, 7:05 PM EDT
Att. 11,944 - Partly Cloudy - 87 F

livebaseballscorecards.com

AB	33
R	2
H	8
RBI	2
BB	2
SO	5
LOB	14



Batter	1	2	3	4	5	6	7	8	9	AB	R	H	RBI	BB	SO	LOB
Juan Pierre, L OBP: 0.328, SLG: 0.349 (1, 8)	3-2 G6-3		3-2 G3			2-2 HR 1B	1-2 P6			4	1	1	0	0	0	2
Paul Lo Duca, R OBP: 0.376, SLG: 0.423 (1, 2)	3-2 G5-3			0-2 L9		2-2 G3		0-3 K		4	0	0	0	0	1	2
Carlos Delgado, L OBP: 0.407, SLG: 0.561 (1, 3)	2-3 K			1-0 G5-4-3 1B		2-1 HR 1-H 2-H		2-1 1B		4	1	3	3	0	1	0
Miguel Cabrera, R OBP: 0.417, SLG: 0.625 (1, 7)		1-3 K		2-2 G5-4-3 1-2f		0-0 HR		3-2 2B		4	1	2	1	0	1	1
Juan Encarnacion, R OBP: 0.366, SLG: 0.486 (1, 9)		1-1 P5			1-1 G5-3	0-0 G5-3		4-0 IBB		3	0	0	0	1	0	0
Mike Lowell, R OBP: 0.240, SLG: 0.333 (1, 5)		1-3 K			2-1 F8		1-1 2B 2B	2-3 K		4	1	1	0	0	2	3
Damion Easley, R OBP: 0.287, SLG: 0.465 (1, 4)			0-0 F8		2-1 F8		0-3 K	2-1 P3		4	0	0	0	0	1	4
Alex Gonzalez, R OBP: 0.331, SLG: 0.417 (1, 6)			1-2 1B			1-3 K	2-2 G4-3 2-H 2B			3	0	2	1	0	1	0
Dontrelle Willis, L OBP: 0.154, SLG: 0.154 Todd Jones, L (9, 1)			1-0 B5			0-0 HR 1B 1B	0-0 G4-3			3	1	1	0	0	0	2
										0	0	0	0	0	0	0

Inning Stats	R: 0	H: 0	E: 0	K: 1	S: 9	LOB: 0	BB: 0	P: 17	R: 0	H: 0	E: 0	K: 2	S: 9	LOB: 0	BB: 0	P: 12	R: 0	H: 1	E: 0	K: 0	S: 8	LOB: 1	BB: 0	P: 13	R: 0	H: 1	E: 0	K: 0	S: 8	LOB: 0	BB: 0	P: 11	R: 0	H: 0	E: 0	K: 0	S: 6	LOB: 0	BB: 0	P: 11	R: 4	H: 4	E: 0	K: 1	S: 16	LOB: 0	BB: 0	P: 23	R: 1	H: 2	E: 0	K: 1	S: 15	LOB: 1	BB: 0	P: 19	R: 0	H: 2	E: 0	K: 2	S: 16	LOB: 3	BB: 1	P: 29
--------------	------	------	------	------	------	--------	-------	-------	------	------	------	------	------	--------	-------	-------	------	------	------	------	------	--------	-------	-------	------	------	------	------	------	--------	-------	-------	------	------	------	------	------	--------	-------	-------	------	------	------	------	-------	--------	-------	-------	------	------	------	------	-------	--------	-------	-------	------	------	------	------	-------	--------	-------	-------


PITCHER	IP	WLS	BF	H	R	ER	SO	BB	IBB	HBP	BLK	WP	HR	S	P	ERA	WHIP
21 Jon Lieber, R ERA: 4.2	(1, 1)	6.0	L	23	6	4	4	4	0	0	0	0	0	56	87	6.00	1.000
Terry Adams, R ERA: 12.83	(7, 1)	0.1		3	2	1	1	1	0	0	0	0	0	11	14	27.00	6.000
Aaron Fultz, L ERA: 1.53	(7, 1)	1.0		4	1	0	0	1	0	0	0	0	0	10	13	0.00	1.000
Robinson Tejeda, R ERA:	(8, 1)	0.2		4	1	0	0	1	0	0	0	0	0	10	21	0.00	1.500

BOTTOM

Philadelphia Phillies @ Florida Marlins
Dolphin Stadium, Miami, FL
Mon May 23 2005, 7:05 PM EDT
Att. 11,944 - Partly Cloudy - 87 F

livebaseballscorecards.com

AB	33
R	5
H	10
RBI	5
BB	1
SO	7
LOB	14



WP: 0	PA: 34
PB: 0	
SB: 0	
CS: 0	

Batter	1	2	3	4	5	6	7	8	9	AB R H RBI BB SO LOB	TOP										
11 Jimmy Rollins, S OBP: 0.316, SLG: 0.375 (1, 6)	3-2 CS 2B		1-1 1B 1B	4-1 FC4-6 BB	0-1 2B 1B		0-0 L9		2-2 1B	5 2 4 0 1 0 0											
Placido Polanco, R OBP: 0.333, SLG: 0.338 (1, 4)	4-0 CS BB		2-2 1B 1B	0-1 FC4-6 1B SF7	2-2 2B		2-1 G6-3		0-2 G5-3	5 2 2 2 1 0 3											
Bobby Abreu, L OBP: 0.455, SLG: 0.596 (1, 9)	0-1 L6		3-3 K	3-2 1B 1B	3-2 F8			3-2 SH5-4 2B		5 0 2 0 0 1 5											
Pat Burrell, R OBP: 0.405, SLG: 0.532 (1, 7)	1-3 K		0-0 1B 1B	1-2 SF7		1-3 K		0-0 SH5-4		3 1 1 2 0 2 2											
Endy Chavez, L OBP: 0.308, SLG: 0.324 (6, 8)	1-2 2-3		1-2 2-H	3-H				2-3		0 0 0 0 0 0 0											
Jim Thome, L OBP: 0.347, SLG: 0.292 (1, 3)		4-1 1B BB	1-2 1B BB	0-0 1B	1-3 1B	2-2 1B 1B		0-1 G4-3		4 2 3 1 1 0 1											
David Bell, R OBP: 0.328, SLG: 0.340 (1, 5)		2-2 1B	4-1 1B BB	1-0 F9		1-2 1B		0-0 F7		4 0 2 0 1 0 3											
Jason Michaels, R OBP: 0.381, SLG: 0.368 (1, 8)		0-0 G1-4-6-3	2-2 1B		3-3 K	3-2 F8			0-1 P3	5 0 1 2 0 1 4	AB 40										
Todd Pratt, R OBP: 0.288, SLG: 0.362 (1, 2)		1-1 1B	3-3 K		3-2 P5	2-2 K			3-1 G6-3	5 0 1 1 0 2 4	R 8										
Randy Wolf, L OBP: 0.211, SLG: 0.222 (1, 1)		1-1 F7	2-0 F8		1-0 11 1B 2B		2-2 F7		4-2 11 1B BB	3 1 1 0 0 0 3	H 17										
63 Ryan Madson, L OBP: 0.349, SLG: 0.530 (6, 1)										1 0 0 0 0 0 0	RBI 8										
26 Chase Utley, L OBP: 0.500, SLG: 0.500 (9, PH)										0 0 0 0 1 0 0	BB 5										
Billy Wagner, L OBP: 0.500, SLG: 0.500 (9, 1)										0 0 0 0 0 0 0	SO 6										
											LOB 25										
Inning Stats	R: 0 E: 0 K: 1 S: 8	H: 1 LOB: 1 BB: 1 P: 16	R: 1 E: 0 K: 2 S: 9	H: 2 LOB: 1 BB: 1 P: 17	R: 4 E: 0 K: 2 S: 25	H: 5 LOB: 2 BB: 1 P: 43	R: 1 E: 0 K: 0 S: 13	H: 2 LOB: 2 BB: 1 P: 22	R: 2 E: 0 K: 1 S: 16	H: 3 LOB: 1 BB: 0 P: 28	R: 0 E: 0 K: 2 S: 18	H: 2 LOB: 2 BB: 0 P: 27	R: 0 E: 0 K: 0 S: 7	H: 0 LOB: 0 BB: 0 P: 11	R: 0 E: 0 K: 0 S: 8	H: 1 LOB: 1 BB: 0 P: 11	R: 0 E: 0 K: 0 S: 13	H: 1 LOB: 2 BB: 1 P: 22	1B: 13 2B: 4 3B: 0 HR: 0	SF: 1 SAC: 1 DP: 1 HBP: 0	WP: 0 PA: 47 PB: 0 SB: 1 CS: 2
PITCHER	IP WLS BF H R ER SO BB IBB HBP BLK WP HR S P ERA WHIP																				
Al Leiter, L ERA: 6.91 (1, 1)	2.1 L 14 7 5 5 2 2 0 0 0 0 0 0 30 53 19.29 3.857																				
19 Logan Kensing, R ERA: 11.12 (3, 1)	2.2 16 6 3 3 2 2 0 0 0 0 0 0 41 73 10.12 3.000																				
40 Nate Bump, R ERA: 2.91 (6, 1)	2.0 8 2 0 0 2 0 0 0 0 0 0 0 25 38 0.00 1.000																				
Matt Perisho, L ERA: 1.64 (8, 1)	1.0 4 1 0 0 0 0 0 0 0 0 0 0 8 11 0.00 1.000																				
Jim Mecir, R ERA: 4.96 (9, 1)	1.0 5 1 0 0 0 1 0 0 0 0 0 0 13 22 0.00 2.000																				

Philadelphia Phillies @ Florida Marlins
Dolphin Stadium, Miami, FL
Wed May 25 2005, 7:05 PM EDT
Att. 17,165 - Party Cloudy - 86 F

AB	40
R	8
H	17
RBI	8
BB	5
SO	6
LOB	25



Batter	1	2	3	4	5	6	7	8	9	AB	R	H	RBI	BB	SO	LOB
Juan Pierre, L (1, 8) OBP: 0.321, SLG: 0.341 Jeff Conine, R (9, PH) OBP: 0.407, SLG: 0.383	1-2 FC6-4 1B	1-0 G4-6-3			2-2 L5	2-1 L8			1-2 1B	4	1	1	0	0	0	2
Paul Lo Duca, R (1, 2) OBP: 0.389, SLG: 0.404 40 Nate Bump, L (6, 1) Lenny Harris, L (7, PH) OBP: 0.400, SLG: 0.421 Matt Perisho, L (8, 1) Jim Mccir, S (9, 1) Joe Dillon, R (9, PH) OBP: 0.444, SLG: 0.750	2-1 FC6 1-2 FC6-4 1B		3-2 L7		1-0 HBP		1-3 K		0-0 P4	2	0	0	0	0	0	1
Carlos Delgado, L (1, 3) OBP: 0.396, SLG: 0.541	1-3 K		2-3 K		0-1 P5		2-2 K		2-1 F7	5	0	0	0	0	3	5
Miguel Cabrera, R (1, 7) OBP: 0.409, SLG: 0.610	0-2 FC6-4 1B 1-2f 2-3		2-2 G6-3		0-1 2B		2-3 K			4	2	1	0	0	1	2
Juan Encarnacion, R (1, 9) OBP: 0.355, SLG: 0.467	1-0 1B 1-2 3-H 1B		3-2 G4-3		1-3 K		1-3 K			4	0	1	1	0	2	1
Mike Lowell, R (1, 5) OBP: 0.247, SLG: 0.342	3-2 1B 1-2 2-H 1B		0-0 1B 1B		2-1 HR 2B		3-2 G6-3			4	1	3	2	0	0	0
Damon Easley, R (1, 4) OBP: 0.304, SLG: 0.532	1-3 K		3-2 G6-4-3 1B		2-0 HR		1-2 L4			4	1	2	2	0	1	2
Alex Gonzalez, R (1, 6) OBP: 0.333, SLG: 0.418		0-0 FC5-6 1B		0-1 G6-4-3		4-1 20 FC4 BB			0-3 K2-3	3	0	1	0	1	1	2
Al Leiter, L (1, 1) 19 Logan Kensing, R (3, 1) Chris Aguila, R (5, PH) OBP: 0.235, SLG: 0.188 20 Matt Treanor, R (6, 2) OBP: 0.400, SLG: 0.353		2-0 FC5-6 1B 1-2f		1-3 K		3-1 FC4			4-0 1B BB	1	0	0	0	0	0	1
										1	0	0	0	0	1	0
										1	0	0	0	1	0	1

Inning Stats	R: 2	H: 3	E: 0	K: 2	S: 19	H: 3	LOB: 2	BB: 0	P: 28	R: 0	H: 1	E: 0	K: 0	S: 3	R: 0	H: 0	E: 0	K: 1	S: 13	R: 0	H: 2	E: 0	K: 0	S: 10	R: 0	H: 0	E: 0	K: 1	S: 9	R: 3	H: 3	E: 0	K: 1	S: 13	R: 0	H: 0	E: 0	K: 3	S: 10	R: 0	H: 0	E: 0	K: 1	S: 11	R: 0	H: 1	E: 0	K: 1	S: 11	1B: 7	2B: 2	3B: 0	HR: 1	SF: 0	SAC: 0	DP: 2	HBP: 1	WP: 0	PA: 39
--------------	------	------	------	------	-------	------	--------	-------	-------	------	------	------	------	------	------	------	------	------	-------	------	------	------	------	-------	------	------	------	------	------	------	------	------	------	-------	------	------	------	------	-------	------	------	------	------	-------	------	------	------	------	-------	-------	-------	-------	-------	-------	--------	-------	--------	-------	--------

PITCHER	IP	WLS	BF	H	R	ER	SO	BB	IBB	HBP	BLK	WP	HR	S	P	ERA	WHIP
Randy Wolf, L (1, 1) ERA: 5.07	5.1	W	25	9	5	5	5	0	0	1	0	0	1	62	96	8.44	1.688
63 Ryan Madson, R (6, 1) ERA: 4.38	2.2	H	9	0	0	0	4	1	0	0	0	0	0	26	45	0.00	0.375
Billy Wagner, L (9, 1) ERA: 2.61	1.0	S	5	1	0	0	1	1	0	0	0	0	0	11	18	0.00	2.000

BOTTOM

Philadelphia Phillies @ Florida Marlins
Dolphin Stadium, Miami, FL
Wed May 25 2005, 7:05 PM EDT
Att. 17,165 - Partly Cloudy - 86 F

livebaseballscorecards.com

AB	36
R	5
H	10
RBI	5
BB	2
SO	10
LOB	19



Batter	1	2	3	4	5	6	7	8	9	AB	R	H	RBI	BB	SO	LOB	TOP			
11 Jimmy Rollins, S OBP: 0.318, SLG: 0.380 (1, 6)	1-2 1B 1B	1-1 G3		0-0 F9		1-1 2B		0-1 F7		5	1	2	0	0	0	2				
Placido Polanco, R OBP: 0.338, SLG: 0.343 (1, 7)	1-0 1B HR	1-2 F8			1-0 1B	1-1 F7		0-0 G4-3		4	1	2	0	0	0	2				
Endy Chavez, L OBP: 0.300, SLG: 0.314 (6, 7)	1-3 1B									1	0	0	0	0	0	2				
Bobby Abreu, L OBP: 0.463, SLG: 0.598 (1, 9)	1-2 HR 1B	3-2 1B			4-0 BB	1-2 BB		3-2 G4-3		3	2	2	1	2	0	0				
Jim Thome, L OBP: 0.350, SLG: 0.320 (1, 3)	0-1 HR	1-3 K			1-3 K	1-1 G4-3		1-1 G4-3		4	1	1	3	1	2	3				
26 Chase Utley, L OBP: 0.366, SLG: 0.542 (1, 4)	4-2 BB			2-1 G3-1 FC6-2 2B		2-3 K		4-2 BB		3	0	2	1	2	1	2				
David Bell, R OBP: 0.319, SLG: 0.329 (1, 5)	0-1 F8			0-1 G3-1		1-2 P3		2-1 F7		5	0	0	0	0	1	7				
Kenny Lofton, L OBP: 0.442, SLG: 0.471 (1, 8)	1-1 G1-3			0-1 FC6-2 CS		4-1 BB		2-2 SH3-4 1B		4	0	2	0	1	0	2				
Mike Lieberthal, R OBP: 0.333, SLG: 0.383 (1, 2)	4-0 IBB			2-2 CS		0-0 P5		2-1 F7		4	0	1	0	1	0	4				
Cory Lidle, R OBP: 0.235, SLG: 0.188 (1, 1)	1-3 K			0-3 K		1-2 F7		1-2 SH3-4 1B		3	0	0	0	0	3	3				
Rheal Cormier, L OBP: 0.377, SLG: 0.365 (7, 1)						1-3 K		0-0 SH3-4		0	0	0	0	0	0	0				
Jason Michaels, R OBP: 0.500, SLG: 0.500 (9, 1)								1-2 F7		1	0	0	0	0	0	3				
Billy Wagner, L OBP: 0.500, SLG: 0.500 (9, 1)										0	0	0	0	0	0	0				
Inning Stats	R: 4 E: 0 K: 1 S: 19	H: 4 LOB: 2 BB: 2 P: 32	R: 0 E: 0 K: 1 S: 12	H: 1 LOB: 1 BB: 0 P: 18	R: 0 E: 0 K: 0 S: 8	H: 1 LOB: 0 BB: 0 P: 12	R: 0 E: 0 K: 1 S: 5	H: 0 LOB: 0 BB: 0 P: 5	R: 0 E: 0 K: 2 S: 14	H: 1 LOB: 2 BB: 1 P: 23	R: 0 E: 0 K: 1 S: 12	H: 0 LOB: 1 BB: 1 P: 21	R: 0 E: 0 K: 0 S: 11	H: 2 LOB: 2 BB: 0 P: 15	R: 1 E: 0 K: 1 S: 13	H: 2 LOB: 3 BB: 2 P: 29	1B: 9 2B: 2 3B: 0 HR: 1	SF: 0 SAC: 1 DP: 0 HBP: 0	WP: 0 PA: 46	
PITCHER	IP WLS BF H R ER SO BB IBB HBP BLK WP HR S P ERA WHIP																		PITCHER	IP WLS BF H R ER SO BB IBB HBP BLK WP HR S P ERA WHIP
29 John Smoltz, R ERA: 2.91 (1, 1)	6.0 L 29 8 4 4 6 3 1 0 0 0 1 70 110 6.00 1.833																			
Roman Colon, R ERA: 7.53 (7, 1)	1.0 4 0 0 0 0 0 1 0 0 0 0 0 11 21 0.00 1.000																			
Kevin Gryboski, R ERA: 1.13 (8, 1)	1.0 5 2 0 0 0 0 0 0 0 0 0 0 11 15 0.00 2.000																			
Jorge Sosa, R ERA: 3.44 (9, 1)	1.0 7 2 1 1 1 1 2 0 0 0 0 0 13 29 9.00 4.000																			

Philadelphia Phillies @ Atlanta Braves
Turner Field, Atlanta, GA
Fri May 27 2005, 7:35 PM EDT
Att. 31,501 - Partly Cloudy - 80 F

livebaseballscorecards.com

AB	37
R	5
H	12
RBI	5
BB	7
SO	7
LOB	30



Batter	1	2	3	4	5	6	7	8	9	AB	R	H	RBI	BB	SO	LOB
Rafael Furcal, S OBP: 0.276, SLG: 0.340 (1, 6)	1-0 2B		0-0 1B		1-2 1B		0-1 L4			4	1	3	0	0	0	0
Marcus Giles, R OBP: 0.335, SLG: 0.429 (1, 4)	3-1 2B		2-0 F9		3-3 1B			0-2 F8		4	0	1	1	0	1	2
10 Chipper Jones, S OBP: 0.452, SLG: 0.592 (1, 5)	2-2 F8		1-3 K		3-3 K			1-2 F7		4	0	0	0	0	2	3
Adam LaRoche, L OBP: 0.329, SLG: 0.477 (1, 3)	0-3 K		2-3 K		1-0 G6-3			1-0 FC5-4 1B		4	0	1	0	0	2	3
Andruw Jones, R OBP: 0.328, SLG: 0.532 (1, 8)	2-2 L5			2-2 G5-3		0-0 G5-3		3-1 FC5-4 1B		4	0	0	0	0	0	2
Johnny Estrada, S OBP: 0.318, SLG: 0.400 (1, 2)		0-1 G5-3 BB 1B		0-0 2B		1-0 G6-3		3-2 F8		4	0	2	0	0	0	0
Brian Jordan, R OBP: 0.288, SLG: 0.314 (1, 7)		4-2 G5-3 BB		1-0 G5-3		1-3 K		1-1 1B		3	0	1	0	1	1	1
Raul Mondesi, R OBP: 0.271, SLG: 0.359 (1, 9)		2-2 G5-3		4-1 IBB		3-2 G5-3		3-3 K		3	0	0	0	1	1	3
29 John Smoltz, R OBP: 0.158, SLG: 0.111 Roman Colon, R 4 Pete Orr, L OBP: 0.333, SLG: 0.450 Kevin Gryboski, R Jorge Sosa, R Julio Franco, R OBP: 0.262, SLG: 0.291 (1, 1) (7, 1) (7, PH) (8, 1) (9, 1) (9, PH)		1-1 G6-3		2-3 K		1-0 F7		0-1 G6-3		2	0	0	0	0	0	1

Inning Stats	R: 1	H: 2	E: 0	K: 14	H: 2	LOB: 1	BB: 0	P: 22	R: 0	H: 1	E: 0	K: 10	H: 1	LOB: 1	BB: 1	P: 17	R: 0	H: 1	E: 0	K: 12	H: 1	LOB: 2	BB: 1	P: 21	R: 0	H: 1	E: 0	K: 12	H: 1	LOB: 1	BB: 0	P: 20	R: 0	H: 0	E: 0	K: 5	H: 0	LOB: 0	BB: 0	P: 7	R: 0	H: 0	E: 0	K: 9	H: 0	LOB: 0	BB: 0	P: 13	R: 0	H: 1	E: 0	K: 9	H: 1	LOB: 1	BB: 0	P: 14	R: 0	H: 1	E: 0	K: 11	H: 1	LOB: 1	BB: 0	P: 18	1B: 5	2B: 3	3B: 0	HR: 0	SF: 0	SAC: 0	DP: 1	HBP: 0	WP: 0	PB: 1	SB: 2	CS: 0	PA: 36
--------------	------	------	------	-------	------	--------	-------	-------	------	------	------	-------	------	--------	-------	-------	------	------	------	-------	------	--------	-------	-------	------	------	------	-------	------	--------	-------	-------	------	------	------	------	------	--------	-------	------	------	------	------	------	------	--------	-------	-------	------	------	------	------	------	--------	-------	-------	------	------	------	-------	------	--------	-------	-------	-------	-------	-------	-------	-------	--------	-------	--------	-------	-------	-------	-------	--------

PITCHER	IP	WLS	BF	H	R	ER	SO	BB	IBB	HBP	BLK	WP	HR	S	P	ERA	WHIP
Cory Lidle, R ERA: 3.5 (1, 1)	6.2	W	27	6	1	1	7	1	1	0	0	0	0	72	115	1.35	1.050
Rheal Cormier, L ERA: 6.35 (7, 1)	1.1	H	5	1	0	0	0	0	0	0	0	0	0	11	16	0.00	0.750
Billy Wagner, L ERA: 2.49 (9, 1)	1.0		4	1	0	0	1	0	0	0	0	0	0	11	18	0.00	1.000

BOTTOM

Philadelphia Phillies @ Atlanta Braves
Turner Field, Atlanta, GA

Fri May 27 2005, 7:35 PM EDT
Att. 31,501 - Partly Cloudy - 80 F

AB	34
R	1
H	8
RBI	1
BB	2
SO	8
LOB	18

livebaseballscorecards.com

BOTTOM

Philadelphia Phillies @ Atlanta Braves
Turner Field, Atlanta, GA
Sat May 28 2005, 1:20 PM EDT
Att. 34,975 - Overcast - 77 F

livebaseballscorecards.com

AB 35
R 5
H 11
RBI 4
BB 0
SO 6
LOB 12



WP: 0 PA: 37
PB: 0
SB: 1
CS: 0

AB R H RBI BB SO LOB

5 2 1 0 0 1 2

4 2 2 1 0 1 1

4 1 3 1 0 0 1

2 0 1 2 0 1 1

4 0 1 0 0 0 2

4 0 0 0 0 1 1

4 0 1 0 0 0 0

4 0 2 0 0 1 1

1B: 8 SF: 2
2B: 3 SAC: 0
3B: 0 DP: 2
HR: 0 HBP: 0

Batter	1	2	3	4	5	6	7	8	9
Rafael Furcal, S OBP: 0.274, SLG: 0.337 (1, 6)	1-0 E1 10 1B SF7		0-1 S 2B 1B	1-2 L8			0-3 K		0-0 G4-6-3 1-2f
Marcus Giles, R OBP: 0.339, SLG: 0.442 (1, 4)	0-3 K		2-1 10 F8 SF8 2B		0-0 10 2B 2B		1-2 G4-3		
10 Chipper Jones, S OBP: 0.459, SLG: 0.605 (1, 5)	1-2 1-3 1B		2-1 F8 2-3		0-0 1B G6-4-3 2B		1-1 1B		
Adam LaRoche, L OBP: 0.327, SLG: 0.477 (1, 3)	1-0 SF7		0-0 SF8		0-1 G6-4-3 1B		0-3 K		
Andruw Jones, R OBP: 0.327, SLG: 0.526 (1, 8)	3-H 1-2 F8		3-H 1-2 1B		2-1 G6-4-3 1-2f 2-2 3-H		3-1 G6-3		
Ryan Langerhans, L OBP: 0.253, SLG: 0.413 (1, 9)		1-0 G3	1-3 K		3-2 G4-3		3-2 F8		
Brian Jordan, R OBP: 0.287, SLG: 0.313 (1, 7)		2-2 1B		0-1 P3		0-0 F9		1-2 G6-3	
8 Brayan Peña, S OBP: 0.375, SLG: 0.375 (1, 2)		1-3 K		0-1 1B		1-0 F8		2-2 G4-6-3 1B	
Horacio Ramirez, L 4 Pete Orr, L Jorge Solari, R Wilson Betemit, S Dan Kolb, R Adam Bernero, R Matt Childers, R Julio Franco, R		0-0 G4-3		0-0 L4		1-2 F8		0-3 K	

Inning Stats	R: 1	H: 1	E: 1	LOB: 1	K: 1	BB: 0	S: 11	R: 0	H: 1	E: 0	LOB: 1	K: 1	BB: 0	S: 10	R: 2	H: 3	E: 0	LOB: 0	K: 0	BB: 0	S: 9	R: 0	H: 0	E: 0	LOB: 0	K: 2	BB: 0	S: 11	R: 0	H: 0	E: 0	LOB: 0	K: 0	BB: 0	S: 10	R: 0	H: 1	E: 0	LOB: 0	K: 1	BB: 0	S: 7	R: 0	H: 1	E: 0	LOB: 0	K: 1	BB: 0	S: 9	1B: 8	SF: 2	2B: 3	SAC: 0	3B: 0	DP: 2	HR: 0	HBP: 0
--------------	------	------	------	--------	------	-------	-------	------	------	------	--------	------	-------	-------	------	------	------	--------	------	-------	------	------	------	------	--------	------	-------	-------	------	------	------	--------	------	-------	-------	------	------	------	--------	------	-------	------	------	------	------	--------	------	-------	------	-------	-------	-------	--------	-------	-------	-------	--------

PITCHER	IP	WLS	BF	H	R	ER	SO	BB	IBB	HBP	BLK	WP	HR	S	P	ERA	WHIP
21 Jon Lieber, R ERA: 4.41	5.0	W	24	9	5	4	3	0	0	0	0	0	0	52	73	7.20	1.800
Robinson Tejeda, R ERA:	1.0	H	3	0	0	0	0	0	0	0	0	0	0	5	7	0.00	0.000
Rheal Cormier, L ERA: 5.84	1.0	H	4	1	0	0	2	0	0	0	0	0	0	11	13	0.00	1.000
63 Ryan Madson, R ERA: 4.21	1.0	H	3	0	0	0	0	0	0	0	0	0	0	10	17	0.00	0.000
Amaury Telemaco, R ERA: 5.4	1.0		3	1	0	0	1	0	0	0	0	0	0	7	9	0.00	1.000

Batter	1	2	3	4	5	6	7	8	9	AB R H RBI BB SO LOB	TOP		
11 Jimmy Rollins, S (1, 6) OBP: 0.312, SLG: 0.367	1-1 P5		1-0 G4-3		3-2 P4		1-0 P6		2-3 K	5 0 0 0 0 1 3	Philadelphia Phillies @ Atlanta Braves Turner Field, Atlanta, GA Sun May 29 2005, 1:05 PM EDT Att. 37,615 - Rain - 60 F		
Kenny Lofton, L (1, 8) OBP: 0.446, SLG: 0.466	3-2 G3			0-0 1B 1B	1-1 L7		4-0 BB	3-3 K	4 1 1 0 1 1 1				
Bobby Abreu, L (1, 9) OBP: 0.461, SLG: 0.582	2-3 K			0-1 G5-4-3 1B 1-3 1B		2-2 G3-1	1-1 G4-3		4 0 1 0 0 1 2				
Jim Thome, L (1, 3) OBP: 0.371, SLG: 0.324		4-1 L6-3 BB		0-0 1B 1-2 3-H		4-2 26 HBP 1B BB		1-2 L9	2 0 1 1 2 0 0				
Pat Burrell, R (1, 7) OBP: 0.402, SLG: 0.519		0-0 L6-3 1-1		1-0 G5-4-3 1-2f 2-3		0-3 K		2-0 G6-3	4 0 0 0 0 1 4				
26 Chase Utley, L (1, 4) OBP: 0.374, SLG: 0.533		0-1 G1-3		4-2 FC6-4 BB		1-0 1B 1-2 HBP		4-0 S BB	1 0 0 0 2 0 0				
David Bell, R (1, 5) OBP: 0.320, SLG: 0.335			0-1 P4	0-1 FC6-4 1-2f		0-0 1-2 2-H 1B		2-3 K	4 0 1 0 0 1 3				
Mike Lieberthal, R (1, 2) OBP: 0.338, SLG: 0.419			1-2 G6-3		0-0 HR		0-0 F8 2B	1-2 G6-3	4 1 2 1 0 0 0				
39 Brett Myers, R (1, 1) OBP: 0.150, SLG: 0.048 Aaron Fultz, L (6, 1) Endy Chavez, L (7, PH) Robinson Tejeda, R (7, 1) Amaury Telemaco, R (8, 1) Tomas Perez, S (9, PH)			4-2 BB		0-2 G4-3		3-2 F8	4-0 BB	1 0 0 0 0 1 0 0 0 0 0 0 0 0 0 0 1 0 0 0 0 0 0 1 0 1 0 0				
Inning Stats	R: 0 H: 0 E: 0 LOB: 0 K: 1 BB: 0 S: 8 P: 14	R: 0 H: 0 E: 0 LOB: 0 K: 0 BB: 1 S: 4 P: 8	R: 0 H: 0 E: 0 LOB: 1 K: 0 BB: 1 S: 9 P: 15	R: 1 H: 3 E: 0 LOB: 2 K: 0 BB: 1 S: 11 P: 16	R: 1 H: 1 E: 0 LOB: 0 K: 0 BB: 0 S: 9 P: 13	R: 0 H: 1 E: 0 LOB: 2 K: 1 BB: 1 S: 9 P: 16	R: 0 H: 1 E: 0 LOB: 2 K: 0 BB: 1 S: 8 P: 17	R: 0 H: 0 E: 0 LOB: 1 K: 1 BB: 1 S: 8 P: 17	R: 0 H: 0 E: 0 LOB: 1 K: 2 BB: 1 S: 12 P: 22	1B: 4 SF: 0 2B: 2 SAC: 0 3B: 0 DP: 2 HR: 1 HBP: 1	WP: 0 PA: 38 PB: 0 SB: 1 CS: 0		
PITCHER	IP WLS BF H R ER SO BB IBB HBP BLK WP HR S P ERA WHIP											PITCHER	IP WLS BF H R ER SO BB IBB HBP BLK WP HR S P ERA WHIP
15 Tim Hudson, R (1, 1) ERA: 3.0	7.0 W 30 6 2 2 2 5 0 1 0 0 0 1 58 99 2.57 1.571												
John Foster, L (8, 1) ERA:	0.2 H 3 0 0 0 0 1 0 0 0 0 0 0 4 11 0.00 1.500												
Chris Reitsma, R (8, 1) ERA: 4.13	0.1 H 1 0 0 0 1 0 0 0 0 0 0 0 4 6 0.00 0.000												
Dan Kolb, R (9, 1) ERA: 5.66	1.0 4 0 0 0 2 1 0 0 0 0 0 0 12 22 0.00 1.000												

livebaseballscorecards.com



Batter	1	2	3	4	5	6	7	8	9	AB	R	H	RBI	BB	SO	LOB
Rafael Furcal, S OBP: 0.279, SLG: 0.340 (1, 6)	G4-3		G4-3		G5-3 1B			FC6 1B		4	1	2	1	0	0	0
Marcus Giles, R OBP: 0.343, SLG: 0.458 (1, 4)	HR		K		G5-3 1-3			10 BB SF BB		3	2	1	1	1	1	1
Kelly Johnson, L (1, 7)	L8				F7 BB			FC6 10 BB FC5		3	1	0	1	1	0	2
10 Chipper Jones, S OBP: 0.460, SLG: 0.595 (1, 5)	BB				F7		G1-3	FC5 SF BB		2	0	0	0	2	0	1
Adam LaRoche, L OBP: 0.318, SLG: 0.467 (1, 3)	L7				F7-3 1-1		G4-1	SF BB FC3-2 FC5		3	0	0	1	0	0	2
Andruw Jones, R OBP: 0.325, SLG: 0.520 (1, 8)			P4		1B 3B 1B		K	FC5 FC3-2 BB		4	1	1	1	0	1	2
Johnny Estrada, S OBP: 0.323, SLG: 0.399 (1, 2)			F8		1B 3B 1B		F8	FC3-2 BB		3	1	1	0	1	0	0
Ryan Langerhans, L OBP: 0.253, SLG: 0.430 (1, 9)			G1-3		1B 3B		F8	FC3-2 FC6-4		4	1	1	2	0	0	3
15 Tim Hudson, R 4 Pete Cri, L John Foster, L Chris Reitsma, R Julio Franco, R Dan Kolb, R (1, 1) (7, PH) (8, 1) (8, 1) (8, PH) (9, 1)			G1-3		K		K	FC6-4 1-2f		2	0	0	0	0	1	1

Inning Stats	R: 1	H: 1	LOB: 1	K: 0	S: 11	R: 0	H: 0	LOB: 0	K: 0	S: 4	R: 0	H: 0	LOB: 0	K: 1	S: 12	R: 3	H: 4	LOB: 1	K: 1	S: 23	R: 0	H: 0	LOB: 0	K: 1	S: 9	R: 0	H: 0	LOB: 0	K: 1	S: 9	R: 3	H: 1	LOB: 3	K: 0	S: 19	
	0	0	0	0	0	0	0	0	0	0	0	0	0	0	0	0	0	0	0	0	0	0	0	0	0	0	0	0	0	0	0	0	0	0	0	0

PITCHER	IP	WLS	BF	H	R	ER	SO	BB	IBB	HBP	BLK	WP	HR	S	P	ERA	WHIP
39 Brett Myers, R ERA: 2.06 (1, 1)	5.0	L	21	5	4	4	2	2	0	0	0	0	1	57	96	7.20	1.400
Aaron Fultz, L ERA: 1.45 (6, 1)	1.0		3	0	0	0	1	0	0	0	0	0	0	9	12	0.00	0.000
Robinson Tejeda, R ERA: 2.35 (7, 1)	1.0		7	1	3	2	1	2	0	0	0	0	0	16	25	18.00	3.000
Amaury Telemaco, R ERA: 3.38 (8, 1)	1.0		5	0	0	0	0	1	0	0	0	0	0	12	20	0.00	1.000

BOTTOM

Philadelphia Phillies @ Atlanta Braves
Turner Field, Atlanta, GA
Sun May 29 2005, 1:05 PM EDT
Att. 37,615 - Rain - 60 F

livebaseballscorecards.com

AB	30
R	7
H	6
RBI	7
BB	5
SO	4
LOB	15



1B:	4	SF:	1	WP:	0	PA:	36
2B:	1	SAC:	0	PB:	0		
3B:	1	DP:	1	SB:	2		
HR:	1	HBP:	0	CS:	0		

PITCHER	IP	WLS	BF	H	R	ER	SO	BB	IBB	HBP	BLK	WP	HR	S	P	ERA	WHIP
---------	----	-----	----	---	---	----	----	----	-----	-----	-----	----	----	---	---	-----	------

Batter	1	2	3	4	5	6	7	8	9	AB R H RBI BB SO LOB	TOP									
Jason Ellison, R (1, 8) OBP: 0.354, SLG: 0.512	2-1 F9		3-2 G4-3		1-1 L7		1-3 K		1-0 HR	5 1 1 2 0 1 0	San Francisco Giants @ Philadelphia Phillies Citizens Bank Park, Philadelphia, PA Tue May 31 2005, 7:05 PM EDT Att. 23,456 - Partly Cloudy - 78 F									
13 Omar Vizquel, S (1, 6) OBP: 0.353, SLG: 0.373	1-1 BB BB 1B		2-1 F9 2B		2-3 K		0-1 1B		0-0 G6-3	5 0 3 0 0 1 0										
Lance Niekro, R (1, 3) OBP: 0.310, SLG: 0.559	4-2 SAFE BB 1-2 BB		1-2 HBP		0-0 1B		0-3 K		1-1 G6-4-3 1B	3 0 2 0 1 1 1										
Moises Alou, R (1, 9) OBP: 0.399, SLG: 0.512	4-1 BB 1-2 2-3 BB		2-0 F9 2-3		3-2 G6-3		0-0 F8		1-0 G6-4-3 1-2f	4 0 0 0 1 0 5										
Deivi Cruz, R (1, 4) OBP: 0.349, SLG: 0.506	2-3 K		0-1 L8		0-0 G2-3		1-2 G5-3			4 0 0 0 0 1 5										
Edgardo Alfonzo, R (1, 5) OBP: 0.390, SLG: 0.416	2-3 K		0-0 G1-3		2-0 FC5-4 1B		4-2 BB			3 0 1 0 1 1 3										
Pedro Feliz, R (1, 7) OBP: 0.315, SLG: 0.459		1-1 G6-3	1-2 P4		0-0 FC5-4 BB 1-2f		1-3 K			4 0 0 0 0 1 2										
Mike Matheny, R (1, 2) OBP: 0.314, SLG: 0.432		0-1 F8	1-1 2B		4-2 BB		2-1 F9			3 0 1 0 1 0 1										
Jim Brower, R (8, 1)					1-2 BB					0 0 0 0 0 0 0										
Brett Tomko, R (1, 1) OBP: 0.200, SLG: 0.167		3-2 G6-3	0-0 G3		0-1 F8				0-2 E6 HR	2 0 0 0 0 0 1										
Brian Dallimore, R (6, PH)										1 0 0 0 0 0 2										
54 Scott Munter, R (6, 1)										0 0 0 0 0 0 0										
Jason Christiansen, R (7, 1)										0 0 0 0 0 0 0										
Yorvit Torrealba, R (8, 2) OBP: 0.293, SLG: 0.421										1 1 0 0 0 0 0										
Inning Stats	R: 0 E: 0 K: 2 S: 13	H: 1 LOB: 3 BB: 2 P: 28	R: 0 E: 0 K: 0 S: 8	H: 0 LOB: 0 BB: 0 P: 12	R: 0 E: 0 K: 0 S: 11	H: 1 LOB: 2 BB: 0 P: 19	R: 0 E: 0 K: 0 S: 8	H: 1 LOB: 1 BB: 0 P: 10	R: 0 E: 0 K: 1 S: 11	H: 1 LOB: 1 BB: 0 P: 17	R: 0 E: 0 K: 2 S: 9	H: 1 LOB: 1 BB: 0 P: 10	R: 0 E: 0 K: 1 S: 15	H: 0 LOB: 1 BB: 1 P: 23	R: 2 E: 1 K: 0 S: 8	H: 2 LOB: 0 BB: 0 P: 11	1B: 5 2B: 2 3B: 0 HR: 1	SF: 0 SAC: 0 DP: 1 HBP: 1	WP: 0 PB: 0 SB: 0 CS: 0	PA: 40
PITCHER	IP WLS BF H R ER SO BB IBB HBP BLK WP HR S P ERA WHIP																			
Randy Wolf, L (1, 1) ERA: 4.57	6.2 W 30 6 0 0 5 3 0 1 0 0 0 67 109 0.00 1.350																			
63 Ryan Madson, R (7, 1) ERA: 4.0	1.1 H 5 0 0 0 1 1 0 0 0 0 0 16 24 0.00 0.750																			
Billy Wagner, L (9, 1) ERA: 2.78	1.0 5 2 2 1 0 0 0 0 0 0 0 1 8 11 9.00 2.000																			

livebaseballscorecards.com

AB	35
R	2
H	8
RBI	2
BB	4
SO	6
LOB	20



Batter	1	2	3	4	5	6	7	8	9
11 Jimmy Rollins, S OBP: 0.311, SLG: 0.365	1-1 F8		0-0 SH1-3	2-2 1B			1-0 F8	0-0 G1-3	
Kenny Lofton, L OBP: 0.448, SLG: 0.468	2-2 G4-3		0-0 BB 26 1B S	1-2 1B			0-0 G6-3		
Bobby Abreu, L OBP: 0.461, SLG: 0.576	4-1 CS BB		4-2 BB 26 1B BB	2-2 F7			3-3 K		
Jim Thome, L OBP: 0.368, SLG: 0.315	2-1 CS	1-3 K	4-0 BB 26 1B BB		2-1 G3			0-1 L8	
Pat Burrell, R OBP: 0.404, SLG: 0.512		4-2 BB 26 FC6-4	3-2 P3		4-2 BB 26 L4-3			1-0 F9	
26 Chase Utley, L OBP: 0.378, SLG: 0.532		0-0 FC6-4 BB	0-2 1B		1-2 L4-3			0-0 BB S 1B	
David Bell, R OBP: 0.323, SLG: 0.331		4-0 BB	0-3 K		1-1 G6-3			4-2 BB BB	
Mike Lieberthal, R OBP: 0.336, SLG: 0.409		1-1 F7		0-1 G1-3		0-3 K		4-0 1B BB	
Randy Wolf, L OBP: 0.227, SLG: 0.286			2-1 SH1-3 1B		0-3 K		0-0 G4-3	0-1 1B	
63 Ryan Madson, L								1-2 2-H 3-H	
Placido Polanco, R (8, PH)									
Billy Wagner, L (9, 1)									

Inning Stats	R: 0	H: 0	E: 0	K: 0	S: 7	R: 0	H: 0	E: 0	K: 1	S: 8	R: 3	H: 3	E: 0	K: 1	S: 18	R: 0	H: 2	E: 0	K: 1	S: 17	R: 0	H: 0	E: 0	K: 0	S: 11	R: 0	H: 0	E: 0	K: 1	S: 6	R: 0	H: 0	E: 0	K: 1	S: 5	R: 2	H: 2	E: 0	K: 0	S: 9
	LOB: 0	BB: 1				LOB: 2	BB: 2				LOB: 2	BB: 2				LOB: 0	BB: 1				LOB: 0	BB: 0				LOB: 0	BB: 0				LOB: 0	BB: 0			LOB: 2	BB: 2				

PITCHER	IP	WLS	BF	H	R	ER	SO	BB	IBB	HBP	BLK	WP	HR	S	P	ERA	WHIP
Brett Tomko, R (1, 1)	5.0	L	24	5	3	3	3	6	0	0	0	0	0	61	105	5.40	2.200
54 Scott Munter, R (6, 1)	1.0		3	0	0	0	1	0	0	0	0	0	0	6	7	0.00	0.000
Jason Christiansen, L (7, 1)	1.2		6	1	1	1	1	0	0	0	0	0	0	9	14	5.40	0.600
Jim Brower, R (8, 1)	0.1		4	1	1	1	0	2	0	0	0	0	0	5	13	27.00	9.000

BOTTOM

San Francisco Giants @ Philadelphia Phillies
 Citizens Bank Park, Philadelphia, PA

Tue May 31 2005, 7:05 PM EDT
 Att. 23,456 - Partly Cloudy - 78 F


AB	R	H	RBI	BB	SO	LOB
4	0	1	0	0	0	2
4	1	2	1	0	0	0
2	1	0	0	2	1	2
3	0	0	0	1	1	0
2	0	0	0	2	0	3
4	1	2	2	0	0	2
2	1	0	0	2	1	2
3	0	0	0	1	1	2
3	1	1	0	0	1	0
0	0	0	0	0	0	0
1	0	1	2	0	0	0
0	0	0	0	0	0	0

AB	28
R	5
H	7
RBI	5
BB	8
SO	5
LOB	13

WP: 0 PA: 38
 PB: 0
 SB: 2
 CS: 1

1B: 6 SF: 0
 2B: 2 SAC: 1
 3B: 0 DP: 1
 HR: 0 HBP: 0

livebaseballscores.com



Batter	1	2	3	4	5	6	7	8	9	AB	R	H	RBI	BB	SO	LOB	TOP					
Jason Ellison, R (1, 8) OBP: 0.363, SLG: 0.508	2-2 G5-3	2-2 1B			4-2 13 1B HBP	4-1 13 BB BB		2-2 FC3		3	0	1	2	1	0	1						
13 Omar Vizquel, S (1, 6) OBP: 0.354, SLG: 0.370	0-0 G4-3		2-2 G3-1		1-1 1B	4-2 BB		1-0 G6-3		4	0	1	0	1	0	2						
J.T. Snow, L (1, 3) OBP: 0.367, SLG: 0.357	1-1 G3-1		3-3 H		0-0 G4-3	2-0 L8			2-2 G6-3	5	0	0	0	0	1	4						
Moises Alou, R (1, 9) OBP: 0.399, SLG: 0.504		2-1 F8	2-2 1B			3-2 L5			1-2 F8	4	0	1	0	1	0	0						
Ray Durham, S (1, 4) OBP: 0.358, SLG: 0.372		2-1 G3-1	1-0 G6-3			4-2 1B 3B BB			0-1 G6-3	4	1	0	0	1	0	2						
Pedro Feliz, R (1, 7) OBP: 0.318, SLG: 0.460		0-0 2B 1B 1B		0-0 G4-3		0-0 3B 1B			1-0 G6-4-3	4	2	2	0	0	0	1						
Edgardo Alfonzo, R (1, 5) OBP: 0.397, SLG: 0.441		2-2 1B 1B 2B		0-1 P6		0-2 2B 3B			0-2 1B SH1-4 FC3 1B	4	3	3	2	0	0	0						
Mike Matheny, R (1, 2) OBP: 0.321, SLG: 0.440		4-0 1B 1B IBB		0-1 G1-3		0-0 13 BB 2B			0-0 SH1-4	2	0	1	1	1	0	0						
Kirk Rueter, L (1, 1) OBP: 0.286, SLG: 0.300		1-0 1B			1-1 G3-1				0-0 FC3	2	0	1	1	0	0	0						
Lance Niekro, R (6, PH) OBP: 0.307, SLG: 0.553										1	0	0	0	0	0	1						
Jeff Fassero, L (6, 1)										0	0	0	0	0	0	0						
54 Scott Munter, R (6, 1)										0	0	0	0	0	0	0						
Scott Eyre, L (7, 1)										0	0	0	0	0	0	0						
Michael Tucker, L (8, PH) OBP: 0.336, SLG: 0.360		1-2 2-3 3-H								1	0	1	0	0	0	0						
LaTroy Hawkins, R (8, 1)										0	0	0	0	0	0	0						
Inning Stats	R: 0 E: 0 K: 0 S: 7	H: 0 LOB: 0 BB: 0 P: 10	R: 2 E: 0 K: 0 S: 12	H: 4 LOB: 2 BB: 1 P: 25	R: 0 E: 0 K: 1 S: 10	H: 1 LOB: 1 BB: 0 P: 18	R: 0 E: 0 K: 0 S: 5	H: 0 LOB: 0 BB: 0 P: 5	R: 0 E: 0 K: 0 S: 8	H: 1 LOB: 1 BB: 0 P: 14	R: 3 E: 0 K: 0 S: 19	H: 3 LOB: 3 BB: 3 P: 36	R: 0 E: 0 K: 0 S: 6	H: 0 LOB: 0 BB: 1 P: 11	R: 1 E: 0 K: 0 S: 9	H: 2 LOB: 1 BB: 0 P: 12	R: 0 E: 0 K: 0 S: 8	H: 0 LOB: 0 BB: 0 P: 11	1B: 8 2B: 2 3B: 1 HR: 0	SF: 0 SAC: 1 DP: 2 HBP: 1	WP: 0 PB: 0 SB: 0 CS: 0	PA: 41
PITCHER	IP	WLS	BF	H	R	ER	SO	BB	IBB	HBP	BLK	WP	HR	S	P	ERA	WHIP					
Cory Lidle, R (1, 1) ERA: 3.88	5.1		26	9	5	5	1	1	1	1	0	0	0	53	90	8.44	1.875					
Robinson Tejeda, R (6, 1) ERA: 2.25	0.1		3	0	0	0	0	2	0	0	0	0	0	7	15	0.00	6.000					
Rheal Cormier, L (6, 1) ERA: 5.27	1.1		4	0	0	0	0	1	0	0	0	0	0	7	14	0.00	0.750					
63 Ryan Madson, R (8, 1) ERA: 4.18	1.0	W	5	2	1	1	0	0	0	0	0	0	0	9	12	9.00	2.000					
Billy Wagner, L (9, 1) ERA: 2.66	1.0		3	0	0	0	0	0	0	0	0	0	0	8	11	0.00	0.000					

San Francisco Giants @ Philadelphia Phillies
Citizens Bank Park, Philadelphia, PA

AB	34
R	6
H	11
RBI	6
BB	5
SO	1
LOB	11



WP	0	PA	41
PB	0		
SB	0		
CS	0		

Wed Jun 01 2005, 7:05 PM EDT
Att: 24,546 - Partly Cloudy - 70 F

livebaseballscorecards.com

Batter	1	2	3	4	5	6	7	8	9
11 Jimmy Rollins, S OBP: 0.320, SLG: 0.382	3-1 P3		0-1 FC4-6 1B	3-1 1B 2-H 3B		0-1 1B 1B	0-0 1B	2-0 F7	
Placido Polanco, R OBP: 0.356, SLG: 0.363	0-1 L3		1-2 FC4-6 1B 1-2f	0-1 2B 1B 3-H		1-2 1B 1B	1-0 F9		
Bobby Abreu, L OBP: 0.464, SLG: 0.582	3-2 1B		3-2 F7 SAFE	2-2 2B 1-3		0-0 1B 1B 2-H	2-1 G6-3		
Pat Burrell, R OBP: 0.414, SLG: 0.515 Kenny Lofton, L OBP: 0.448, SLG: 0.468	2-1 F7		3-0 1B	4-1 IBB		4-2 1B BB		0-1 SH1-4 26 HR BB 1B	
Jim Thome, L OBP: 0.362, SLG: 0.309 Tomas Perez, S OBP: 0.355, SLG: 0.321		3-2 G1-3	2-3 K	1-2 P6		1-1 1B G6-4-3		4-0 SH1-4 26 HR BB	
David Bell, R OBP: 0.327, SLG: 0.335		2-0 F8		1-1 2B 1B	1-0 1B	0-2 G6-4-3		1-0 SH1-4	
Jason Michaels, R OBP: 0.395, SLG: 0.398		4-1 1B BB		3-2 F8	1-0 P4		0-1 SH5-4 11 1B 1B	4-0 26 HR IBB	
Mike Lieberthal, R OBP: 0.344, SLG: 0.424		3-1 1B		2-0 11 3B 2B	2-1 F7		0-1 SH5-4 1B	1-0 L4	
Cory Lidle, R OBP: 0.290, SLG: 0.158 Robinson Tejeda, R Rheal Cormier, L Andy Chavez, L OBP: 0.286, SLG: 0.297 63 Ryan Madson, L 26 Chase Utley, L OBP: 0.382, SLG: 0.559 Billy Wagner, L OBP: 0.500, SLG: 0.500		1-3 K		0-0 F9	2-3 K		1-1 SH5-4	1-1 HR	

Inning Stats	R: 0 E: 0 K: 0 S: 9	H: 1 LOB: 1 BB: 0 P: 17	R: 0 E: 0 K: 1 S: 10	H: 1 LOB: 2 BB: 1 P: 23	R: 0 E: 0 K: 1 S: 12	H: 2 LOB: 2 BB: 0 P: 21	R: 3 E: 0 K: 0 S: 21	H: 5 LOB: 3 BB: 1 P: 37	R: 0 E: 0 K: 1 S: 7	H: 1 LOB: 1 BB: 0 P: 13	R: 2 E: 0 K: 0 S: 13	H: 4 LOB: 1 BB: 1 P: 19	R: 1 E: 0 K: 0 S: 10	H: 3 LOB: 2 BB: 0 P: 14	R: 4 E: 0 K: 0 S: 7	H: 2 LOB: 1 BB: 2 P: 20
--------------	------------------------------	----------------------------------	-------------------------------	----------------------------------	-------------------------------	----------------------------------	-------------------------------	----------------------------------	------------------------------	----------------------------------	-------------------------------	----------------------------------	-------------------------------	----------------------------------	------------------------------	----------------------------------

PITCHER	IP	WLS	BF	H	R	ER	SO	BB	IBB	HBP	BLK	WP	HR	S	P	ERA	WHIP
Kirk Rueter, L ERA: 4.27	(1, 1)	5.0	27	10	3	3	3	1	1	0	0	0	0	59	111	5.40	2.200
Jeff Fassero, L ERA: 4.45	(6, 1)	0.1	5	4	2	2	0	1	0	0	0	0	0	10	16	54.00	15.000
54 Scott Munter, R ERA: 2.08	(6, 1)	0.2	3	2	1	1	0	0	0	0	0	0	0	7	7	13.50	3.000
Scott Eyre, L ERA: 2.53	(7, 1)	1.0	4	1	0	0	0	0	0	0	0	0	0	6	10	0.00	1.000
LaTroy Hawkins, R ERA: 4.71	(8, 1)	1.0	L 7	4	4	4	0	1	1	0	0	0	1	7	20	36.00	3.000

BOTTOM


AB	R	H	RBI	BB	SO	LOB
6	1	4	2	0	0	1
5	1	2	1	0	0	3
5	1	3	0	0	0	3
3	0	2	0	2	0	1
0	1	0	0	0	0	0
2	0	0	0	0	1	2
2	1	1	2	1	0	3
4	1	2	0	0	0	2
3	2	1	0	2	0	2
5	1	3	1	0	0	4
3	0	0	0	0	2	4
0	0	0	0	0	0	0
0	0	0	0	0	0	0
0	0	0	0	0	0	0
0	0	0	0	0	0	0
1	1	1	4	0	0	0
0	0	0	0	0	0	0

San Francisco Giants @ Philadelphia Phillies
Citizens Bank Park, Philadelphia, PA

Wed Jun 01 2005, 7:05 PM EDT
Att. 24,546 - Partly Cloudy - 70 F

livebaseballscorecards.com

AB	39
R	10
H	19
RBI	10
BB	5
SO	3
LOB	25



WP	PA
0	46
0	0
0	0

Batter	1	2	3	4	5	6	7	8	9	AB R H RBI BB SO LOB	TOP	
Jason Ellison, R (1, 8) OBP: 0.364, SLG: 0.508	1-0 P3		4-2 13 1B HR	0-2 FC6-4			2-2 13 SH1-4 F8-2 2B		0-2 F8	4 1 1 1 1 0 2		
13 Omar Vizquel, S (1, 6) OBP: 0.358, SLG: 0.380	1-2 F8		1-0 HR 1B		2-1 2B		0-0 SH1-4			3 1 2 0 0 0 0		
J.T. Snow, L (1, 3) OBP: 0.366, SLG: 0.383 Lance Niekro, R (7, PH) OBP: 0.304, SLG: 0.547	2-1 G4-3		2-2 HR		0-3 2B		2-1 F8-2			3 1 1 3 0 1 1 1 0 0 0 0 0 1		
Moises Alou, R (1, 9) OBP: 0.401, SLG: 0.527		2-2 1B 1B	0-0 HR		1-1 P4			1-3 K		4 1 2 1 0 1 1		
Ray Durham, S (1, 4) OBP: 0.356, SLG: 0.368		0-0 G5-4-3 1B	1-0 F7		1-2 G4-3			1-1 F8		4 0 1 0 0 0 1		
Edgardo Alfonzo, R (1, 5) OBP: 0.394, SLG: 0.436		1-0 P2		1-2 F9		0-1 G6-3		0-0 FC6-4 1B		4 0 1 0 0 0 2		
Pedro Feliz, R (1, 7) OBP: 0.317, SLG: 0.461		0-1 G5-4-3		2-2 1B 2B		0-0 L7		0-0 FC6-4		4 0 1 0 0 0 3		
Yorvit Torrealba, R (1, 2) OBP: 0.295, SLG: 0.415 Deivi Cruz, R (9, PH) OBP: 0.345, SLG: 0.500			2-3 K	3-2 FC6-4 1B		3-2 G6-3			1-3 K	3 0 1 0 0 1 0 1 0 0 0 0 1 0		
41 Brad Hennessey, R (1, 1) OBP: 0.111, SLG: 0.111 Jeff Fassero, L (3, 1) Jason Christiansen, R (6, 1) Brian Dallimore, R (7, PH) Scott Eyre, L (7, 1) 54 Scott Munter, R (8, 1) Mike Matheny, R (9, PH) OBP: 0.319, SLG: 0.437			1-3 K	0-3 K			1-1 2B 2B		0-0 F9	1 0 0 0 0 1 0 1 0 0 0 0 1 2 0 0 0 0 0 0 0 1 1 1 0 0 0 0 0 0 0 0 0 0 0 0 0 0 0 0 0 0 1 0 0 0 0 0 0		
Inning Stats	R: 0 H: 0 E: 0 LOB: 0 K: 0 BB: 0 S: 6 P: 10	R: 0 H: 2 E: 0 LOB: 1 K: 0 BB: 0 S: 8 P: 11	R: 4 H: 3 E: 0 LOB: 0 K: 2 BB: 1 S: 16 P: 27	R: 0 H: 2 E: 0 LOB: 2 K: 1 BB: 0 S: 16 P: 22	R: 0 H: 1 E: 0 LOB: 1 K: 1 BB: 0 S: 10 P: 14	R: 0 H: 0 E: 0 LOB: 0 K: 0 BB: 0 S: 6 P: 9	R: 1 H: 2 E: 0 LOB: 0 K: 0 BB: 0 S: 8 P: 13	R: 0 H: 1 E: 0 LOB: 1 K: 1 BB: 0 S: 7 P: 9	R: 0 H: 0 E: 0 LOB: 0 K: 1 BB: 0 S: 7 P: 8	1B: 5 SF: 0 2B: 5 SAC: 1 3B: 0 DP: 2 HR: 2 HBP: 0	WP: 0 PA: 37 PB: 0 SB: 1 CS: 0	
PITCHER	IP WLS BF H R ER SO BB IBB HBP BLK WP HR S P ERA WHIP											
21 Jon Lieber, R (1, 1) ERA: 4.54	6.0 W 26 8 4 4 4 1 0 0 0 0 0 2 62 93 6.00 1.500											
Rheal Cormier, L (7, 1) ERA: 5.52	1.0 H 4 2 1 1 0 0 0 0 0 0 0 0 8 13 9.00 2.000											
63 Ryan Madson, R (8, 1) ERA: 4.03	1.0 H 4 1 0 0 1 0 0 0 0 0 0 0 7 9 0.00 1.000											
Billy Wagner, L (9, 1) ERA: 2.55	1.0 S 3 0 0 0 1 0 0 0 0 0 0 0 7 8 0.00 0.000											

San Francisco Giants @ Philadelphia Phillies
Citizens Bank Park, Philadelphia, PA
Thu Jun 02 2005, 7:05 PM EDT
Att. 25,589 - Partly Cloudy - 70 F

livebaseballscorecards.com

AB	35
R	5
H	11
RBI	5
BB	1
SO	6
LOB	13



Batter	1	2	3	4	5	6	7	8	9	AB R H RBI BB SO LOB	TOP											
Craig Counsell, L (1, 4) OBP: 0.422, SLG: 0.459	3-2 SH3 2B		0-0 F9		3-1 G3			3-2 HR	1-1 G5-3	5 1 2 2 0 0 0												
Royce Clayton, R (1, 6) OBP: 0.267, SLG: 0.302	0-1 SH3 2-3		1-2 G4-3			3-3 K		4-1 1B BB	3-2 F8	3 1 0 0 1 1 0												
Luis Gonzalez, L (1, 7) OBP: 0.391, SLG: 0.440	3-3 K			4-0 1B BB		3-2 P6		1-0 1B 1B	1-1 1B	4 1 2 0 1 1 1												
Troy Glaus, R (1, 5) OBP: 0.358, SLG: 0.544	3-1 G5-3			3-3 K		4-1 BB		1-2 1B 1B	1-3 K	4 1 1 1 1 2 3												
Tony Clark, S (1, 3) OBP: 0.404, SLG: 0.701		2-2 HR		0-1 1B		0-1 P6		1-0 19 BB 1B		4 1 3 1 0 0 1												
Shawn Green, L (1, 9) OBP: 0.324, SLG: 0.386		3-2 F8		2-2 P2			0-0 F9	2-2 F7		4 0 0 0 0 0 5												
Luis Terrero, R (1, 8) OBP: 0.313, SLG: 0.459		1-3 K		2-3 K			4-1 19 CS BB	0-1 19 BB 1B		3 0 1 2 1 2 2												
19 Chris Snyder, R (1, 2) OBP: 0.318, SLG: 0.308		1-2 L7			1-2 F9		1-3 K	4-2 G5-4-3 BB		3 0 0 0 1 1 1												
Javier Vazquez, R (1, 1) OBP: 0.360, SLG: 0.409 Quinton McCracken, S (5, PH) OBP: 0.286, SLG: 0.260 Matt Herges, L (5, 1) Jose Valverde, R (7, 1) Chad Tracy, L (8, PH) OBP: 0.291, SLG: 0.444 Jose Cruz Jr., S (8, PH) OBP: 0.356, SLG: 0.506 Javier Lopez, L (8, 1)			1-2 G6-3		2-1 G4-3			HR HBP G5-4-3		1 0 0 0 0 0 0 1 0 1 0 0 0 0 0 1 0 0 0 0 0 3 0 0 0 0 0 0 0												
Inning Stats	R: 0 E: 0 K: 1 S: 12	H: 1 LOB: 1 BB: 0 P: 21	R: 1 E: 0 K: 1 S: 12	H: 1 LOB: 0 BB: 0 P: 19	R: 0 E: 0 K: 0 S: 8	H: 0 LOB: 0 BB: 0 P: 10	R: 0 E: 0 K: 2 S: 12	H: 1 LOB: 2 BB: 1 P: 23	R: 0 E: 0 K: 0 S: 7	H: 0 LOB: 0 BB: 0 P: 13	R: 0 E: 0 K: 1 S: 9	H: 0 LOB: 1 BB: 1 P: 19	R: 0 E: 0 K: 1 S: 6	H: 0 LOB: 0 BB: 1 P: 11	R: 5 E: 0 K: 0 S: 24	H: 5 LOB: 2 BB: 2 P: 43	R: 0 E: 0 K: 1 S: 10	H: 1 LOB: 1 BB: 0 P: 16	1B: 6 2B: 1 3B: 0 HR: 2	SF: 0 SAC: 1 DP: 1 HBP: 1	WP: 0 PB: 0 SB: 0 CS: 1	PA: 40
PITCHER	IP WLS BF H R ER SO BB IBB HBP BLK WP HR S P ERA WHIP																					
Vicente Padilla, R (1, 1) ERA: 6.32	5.0 W 19 3 1 1 4 1 0 0 0 0 1 51 86 1.80 0.800																					
Robinson Tejeda, R (6, 1) ERA: 4.5	2.0 10 1 3 3 2 3 0 1 0 0 1 22 46 13.50 2.000																					
Aaron Fultz, L (8, 1) ERA: 2.37	0.1 4 3 0 0 0 0 0 0 0 0 0 9 14 0.00 9.000																					
Rheal Cormier, L (8, 1) ERA: 4.96	1.2 7 2 2 2 1 1 0 0 0 0 0 18 29 10.80 1.800																					

Arizona Diamondbacks @ Philadelphia Phillies
Citizens Bank Park, Philadelphia, PA

livebaseballscorecards.com

AB	33
R	6
H	9
RBI	6
BB	5
SO	7
LOB	16



Sat Jun 04 2005, 5:05 PM EDT
Overcast - 74 F

Batter	1	2	3	4	5	6	7	8	9
11 Jimmy Rollins, S OBP: 0.316, SLG: 0.389	0-0 P6		0-2 F9	2-0 G4-3		0-2 G4-3		0-1 G6-3	
Kenny Lofton, L OBP: 0.458, SLG: 0.488	0-1 3B		3-1 HR 1B	3-2 HR 1B		0-0 G1-3		2-1 G1-3	
Bobby Abreu, L OBP: 0.461, SLG: 0.609 Endy Chavez, L OBP: 0.279, SLG: 0.289	1-3 K		2-2 HR 1-H	2-2 HR 1-H		1-3 K		2-1 G4-3	
Jim Thome, L OBP: 0.370, SLG: 0.330 Tomas Perez, S OBP: 0.349, SLG: 0.316	3-3 K		0-2 F8	2-2 G3			3-2 HR		
Pat Burrell, R OBP: 0.412, SLG: 0.509		1-2 G6-3		0-1 1B 26 2B	1-1 BB 1B		3-2 P4		
26 Chase Utley, L OBP: 0.388, SLG: 0.585		0-0 3B		2-1 1B 2B	3-1 P5		1-2 1B 1B		
David Bell, R OBP: 0.329, SLG: 0.337		0-1 P2		1-2 SH1-4 1B 1B	0-1 F9		0-0 P6		
Mike Lieberthal, R OBP: 0.352, SLG: 0.424		1-2 P2		1-0 SH1-4 1B 1B	4-2 BB		3-2 1B		
Vicente Padilla, R OBP: 0.182, SLG: 0.273 Jason Michaels, R OBP: 0.397, SLG: 0.394 Robinson Tejeda, R			0-1 G5-3	0-0 SH1-4	2-0 F8		2-1 G1-4-3		
Aaron Fultz, L Rheal Cormier, L				1-2 2-3					

AB	R	H	RBI	BB	SO	LOB
5	0	0	0	0	0	2
5	2	3	2	0	0	0
4	2	2	4	0	2	1
1	0	0	0	0	0	0
4	1	1	1	0	1	1
0	0	0	0	0	0	0
4	1	2	0	0	0	0
4	2	3	0	0	0	1
4	1	1	0	0	0	3
3	1	2	3	1	0	1
1	0	0	0	0	0	0
1	0	0	0	0	0	2
1	0	0	0	0	0	1
0	0	0	0	0	0	0
0	0	0	0	0	0	0

WP	PA
0	39

Arizona Diamondbacks @ Philadelphia Phillies
 Citizens Bank Park, Philadelphia, PA
 Sat Jun 04 2005, 5:05 PM EDT
 Overcast - 74 F

AB	37
R	10
H	14
RBI	10
BB	1
SO	3
LOB	12



Inning Stats		R	H	E	K	S	P	IP	WLS	BF	H	R	ER	SO	BB	IBB	HBP	BLK	WP	HR	S	P	ERA	WHIP
PITCHER		0	1	0	2	10	8	4.0	L	22	10	8	8	2	0	0	0	0	0	0	54	78	18.00	2.500
Javier Vazquez, R ERA: 4.38		0	1	0	2	10	8	4.0	L	22	10	8	8	2	0	0	0	0	0	0	54	78	18.00	2.500
Matt Herges, R ERA: 4.3		0	1	0	2	10	8	2.0		8	1	0	0	1	1	0	0	0	0	16	27	0.00	1.000	
Jose Valverde, R ERA: 6.92		0	1	0	2	10	8	1.0		6	3	2	2	0	0	0	0	0	0	1	18	30	18.00	3.000
Javier López, L ERA: 10.54		0	1	0	2	10	8	1.0		3	0	0	0	0	0	0	0	0	0	6	10	0.00	0.000	

WP	PA
0	39

Batter	1	2	3	4	5	6	7	8	9
Kenny Lofton, L OBP: 0.460, SLG: 0.506 (1, 8)	4-2 FC4-6 G4-3 1B BB		1-0 L5			2-1 SAFE 1B SAFE 1-H HR 3B		1-3 K	
Placido Polanco, R OBP: 0.366, SLG: 0.413 (1, 5)	1-2 FC4-6 1B		0-1 G6-3			3-2 3-H HR		2-2 HR	
Bobby Abreu, L OBP: 0.458, SLG: 0.600 (1, 9)	1-2 FC4-6 G4-3 1-2f 2-3				3-2 G1-3	3-1 G3-1		4-1 BB	
Jim Thome, L OBP: 0.367, SLG: 0.322 (1, 3)	2-1 SAFE G4-3 1-2 3-H				2-3 K	4-2 BB		2-3 K	
26 Chase Utley, L OBP: 0.378, SLG: 0.568 (1, 4)	1-1 G5-3				3-2 F9	1-2 F9		1-1 G6-3	
Jason Michaels, R OBP: 0.388, SLG: 0.383 (1, 7)		0-0 P4			1-1 L9	0-1 L8			
63 Ryan Madson, L OBP: 0.500, SLG: 0.500 (9, 1)									
Tomas Perez, S OBP: 0.333, SLG: 0.300 (1, 6)		1-2 F8			2-2 G4-3			2-3 K	
Todd Pratt, R OBP: 0.300, SLG: 0.352 (1, 2)		1-0 G5-3			2-2 G6-3			0-0 P3	
39 Brett Myers, R OBP: 0.125, SLG: 0.045 (1, 1)			0-1 G3			1-1 3B 1B		3-2 F8	
Endy Chavez, L OBP: 0.289, SLG: 0.300 (6, PH) (7, 7)									

Inning Stats	R: 1 E: 0 K: 0 S: 14	H: 1 LOB: 1 BB: 1 P: 23	R: 0 E: 0 K: 0 S: 6	H: 0 LOB: 0 BB: 0 P: 8	R: 0 E: 0 K: 0 S: 5	H: 0 LOB: 0 BB: 0 P: 6	R: 0 E: 0 K: 1 S: 9	H: 0 LOB: 0 BB: 0 P: 17	R: 0 E: 0 K: 0 S: 10	H: 0 LOB: 0 BB: 0 P: 15	R: 3 E: 0 K: 0 S: 16	H: 3 LOB: 1 BB: 1 P: 30	R: 0 E: 0 K: 1 S: 8	H: 0 LOB: 0 BB: 0 P: 13	R: 1 E: 0 K: 2 S: 15	H: 1 LOB: 1 BB: 1 P: 24
--------------	-------------------------------	----------------------------------	------------------------------	---------------------------------	------------------------------	---------------------------------	------------------------------	----------------------------------	-------------------------------	----------------------------------	-------------------------------	----------------------------------	------------------------------	----------------------------------	-------------------------------	----------------------------------

PITCHER	IP	WLS	BF	H	R	ER	SO	BB	IBB	HBP	BLK	WP	HR	S	P	ERA	WHIP
Russ Ortiz, R ERA: 5.62 (1, 1)	7.0	L	27	4	4	4	2	2	0	0	0	0	1	68	112	5.14	0.857
Javier López, L ERA: 10.43 (8, 1)	1.0		5	1	1	1	2	1	0	0	0	0	1	15	24	9.00	2.000

BOTTOM

Arizona Diamondbacks @ Philadelphia Phillies
Citizens Bank Park, Philadelphia, PA

Sat Jun 04 2005, 5:10 PM EDT
Att. 43,449 - Partly Cloudy - 73 F

AB	R	H	RBI	BB	SO	LOB
3	2	1	1	1	1	0
4	2	3	3	0	0	0
3	0	0	0	1	0	2
3	0	0	1	1	2	2
4	0	0	0	0	0	3
3	0	0	0	0	0	1
0	0	0	0	0	0	0
0	0	0	0	0	0	0
3	0	0	0	0	1	0
3	0	0	0	0	0	0
1	0	0	0	0	0	0
2	1	1	0	0	0	0

AB	29
R	5
H	5
RBI	5
BB	3
SO	4
LOB	8

WP: 0 PA: 32
PB: 0
SB: 0
CS: 0



WP	HR	S	P	ERA	WHIP
0	0	0	0	0	0

Batter	1	2	3	4	5	6	7	8	9	AB	R	H	RBI	BB	SO	LOB
11 Jimmy Rollins, S OBP: 0.315, SLG: 0.387	1-0 P4	1-2 G5-3		0-1 1B			3-2 P6			4	0	1	0	0	0	0
Placido Polanco, R OBP: 0.363, SLG: 0.409	1-1 1B	0-0 F7		1-1 P3			1-0 F7			4	0	1	0	0	0	1
Bobby Abreu, L OBP: 0.455, SLG: 0.598	0-2 F7		2-2 G3 WP			2-2 G3	2-3 K			4	1	1	0	0	1	1
Pat Burrell, R OBP: 0.409, SLG: 0.520	0-0 F9		0-0 G3			1-3 K		2-1 HR		4	1	1	1	0	1	2
David Bell, R OBP: 0.332, SLG: 0.356		0-1 26 1B	2-2 G3			0-0 G5-3		0-3 K		4	2	2	1	0	1	0
26 Chase Utley, L OBP: 0.375, SLG: 0.559		0-0 2B	0-1 F7			1-2 G4-3		1-3 K		4	1	1	0	0	1	0
Jason Michaels, R OBP: 0.398, SLG: 0.400		1-1 HR	3-1 F8			1-0 1B		4-2 BB		3	1	2	1	1	0	0
Mike Lieberthal, R OBP: 0.350, SLG: 0.441		1-2 HR		2-0 F9		1-0 F9		0-1 G1-3		4	1	1	3	0	0	2
Randy Wolf, L OBP: 0.200, SLG: 0.250		3-1 G1-3		1-3 K		0-2 F9				3	0	0	0	0	1	1
Rheal Cormier, L OBP: 0.500, SLG: 0.500										0	0	0	0	0	0	0
Billy Wagner, L OBP: 0.500, SLG: 0.500										0	0	0	0	0	0	0

Inning Stats	R: 0	H: 1	E: 0	LOB: 1	K: 0	P: 9	R: 4	H: 4	E: 0	LOB: 0	K: 0	P: 14	R: 2	H: 2	E: 0	LOB: 0	K: 0	P: 18	R: 0	H: 1	E: 0	LOB: 1	K: 1	P: 12	R: 0	H: 0	E: 0	LOB: 0	K: 1	P: 10	R: 0	H: 1	E: 0	LOB: 1	K: 0	P: 12	R: 0	H: 0	E: 0	LOB: 0	K: 1	P: 13	R: 1	H: 1	E: 0	LOB: 1	K: 2	P: 22
	S: 7	BB: 0	S: 14	BB: 0	S: 11	BB: 0	S: 8	BB: 1	S: 9	BB: 0	S: 7	BB: 13	S: 15	BB: 1	S: 7	BB: 0	S: 10	BB: 12	S: 9	BB: 12	S: 7	BB: 13	S: 15	BB: 22	S: 15	BB: 1	S: 7	BB: 0	S: 10	BB: 12	S: 9	BB: 12	S: 7	BB: 13	S: 15	BB: 22	S: 15	BB: 1	S: 7	BB: 13	S: 15	BB: 22						

PITCHER	IP	WLS	BF	H	R	ER	SO	BB	IBB	HBP	BLK	WP	HR	S	P	ERA	WHIP
Brad Halsey, L ERA: 3.48	(1, 1)	6.0	27	9	6	6	2	0	0	0	0	1	2	56	81	9.00	1.500
Lance Cormier, R ERA: 1.98	(7, 1)	1.0	3	0	0	0	1	0	0	0	0	0	0	7	13	0.00	0.000
Mike Koplove, R ERA: 5.16	(8, 1)	1.0	5	1	1	1	2	1	0	0	0	0	1	15	22	9.00	2.000

BOTTOM

Arizona Diamondbacks @ Philadelphia Phillies
Citizens Bank Park, Philadelphia, PA

Sun Jun 05 2005, 1:35 PM EDT
Att. 37,582 - Sunny - 80 F

livebaseballscorecards.com

AB	34
R	7
H	10
RBI	6
BB	1
SO	5
LOB	7



WP	PA	3B	SF	SAC	DP	HBP
1	35	0	0	0	0	0

Batter	1	2	3	4	5	6	7	8	9	AB R H RBI BB SO LOB	TOP											
Craig Counsell, L OBP: 0.403, SLG: 0.432 (1, 4)										5 1 0 0 0 0 6												
Alex Cintron, S OBP: 0.322, SLG: 0.405 (1, 5)										5 2 2 1 0 0 4												
Luis Gonzalez, L OBP: 0.411, SLG: 0.491 (1, 7)										4 2 2 1 1 0 0												
Tony Clark, S OBP: 0.410, SLG: 0.694 (1, 3)										5 1 1 0 0 3 2												
Shawn Green, L OBP: 0.323, SLG: 0.395 (1, 9)										4 2 2 4 0 1 0												
José Cruz Jr., S OBP: 0.365, SLG: 0.510 (1, 8)										4 2 1 1 1 2 1												
Royce Clayton, R OBP: 0.275, SLG: 0.301 (1, 6)										3 0 2 1 1 0 0												
19 Chris Snyder, R OBP: 0.327, SLG: 0.313 (1, 2)										4 0 2 1 1 2 1												
17 Brandon Webb, R (1, 1)										2 0 0 0 0 2 2												
Lance Cormier, R OBP: 0.500, SLG: 0.500 (6, 1)										1 0 1 1 0 0 0												
Chad Tracy, L OBP: 0.294, SLG: 0.448 (9, PH)										1 0 0 0 0 0 1												
36 Brian Bruney, R (9, 1)										0 0 0 0 0 0 0												
Javier López, L (9, 1)										0 0 0 0 0 0 0												
Inning Stats	R: 5 E: 1 K: 1 S: 20	H: 5 LOB: 2 BB: 1 P: 31	R: 2 E: 0 K: 0 S: 13	H: 2 LOB: 0 BB: 0 P: 15	R: 0 E: 0 K: 1 S: 9	H: 1 LOB: 2 BB: 1 P: 18	R: 0 E: 0 K: 2 S: 12	H: 0 LOB: 0 BB: 0 P: 15	R: 1 E: 0 K: 2 S: 11	H: 1 LOB: 0 BB: 0 P: 20	R: 0 E: 0 K: 1 S: 9	H: 1 LOB: 1 BB: 0 P: 14	R: 2 E: 0 K: 0 S: 14	H: 3 LOB: 2 BB: 1 P: 24	R: 0 E: 0 K: 1 S: 6	H: 0 LOB: 0 BB: 0 P: 10	R: 0 E: 0 K: 2 S: 9	H: 0 LOB: 1 BB: 1 P: 19	1B: 8 2B: 3 3B: 1 HR: 1	SF: 1 SAC: 2 DP: 0 HBP: 0	WP: 0 PB: 0 SB: 0 CS: 0	PA: 45
PITCHER	IP WLS BF H R ER SO BB IBB HBP BLK WP HR S P ERA WHIP																					
Cory Lidle, R ERA: 4.46 (1, 1)	3.0 L 20 8 7 6 2 2 0 0 0 0 0 0 42 64 18.00 3.333																					
Geoff Geary, R ERA: 4.61 (4, 1)	3.0 11 2 1 1 5 0 0 0 0 0 0 1 32 49 3.00 0.667																					
Aaron Fultz, L ERA: 3.0 (7, 1)	2.0 10 3 2 2 1 1 0 0 0 0 0 0 20 34 9.00 2.000																					
Amaury Telemaco, R ERA: 2.45 (9, 1)	1.0 4 0 0 0 0 2 1 0 0 0 0 0 0 9 19 0.00 1.000																					

Arizona Diamondbacks @ Philadelphia Phillies
Citizens Bank Park, Philadelphia, PA
Mon Jun 06 2005, 1:05 PM EDT
Att. 25,570 - Sunny - 88 F

livebaseballscorecards.com

AB 38
R 10
H 13
RBI 10
BB 4
SO 10
LOB 17



Batter	1	2	3	4	5	6	7	8	9	AB	R	H	RBI	BB	SO	LOB	TOP								
David Dellucci, L (1, 7) OBP: 0.429, SLG: 0.517 Richard Hidalgo, R (7, PH) OBP: 0.306, SLG: 0.448 (7, 9)	0-1 P6		2-2 G1-6-3		1-0 F7		2-1 FC5-4			3	0	0	0	0	0	0									
10 Michael Young, R (1, 6) OBP: 0.357, SLG: 0.474	1-2 G5-3			1-1 9 HR 1B	2-3 K			2-1 HR		4	2	2	1	0	1	0									
23 Mark Teixeira, S (1, 3) OBP: 0.358, SLG: 0.552	2-3 K			0-1 P4		0-2 G5-3		1-3 K		4	0	0	0	0	2	1									
9 Hank Blalock, L (1, 5) OBP: 0.352, SLG: 0.500		3-1 G4-3 2B		0-1 1-H HR		1-0 L4		2-2 G3-1		4	1	2	2	0	0	0									
Kevin Mench, R (1, 9) OBP: 0.356, SLG: 0.578 (7, 7)		0-2 P4		4-0 HR BB		0-0 G6-3		2-1 F7		3	1	0	0	1	0	1									
Laynce Nix, L (1, 8) OBP: 0.301, SLG: 0.454 Marshall McDougall, R (9, PH)		2-1 G4-3		1-2 K			0-0 G4-3		1-2 L9	3	0	0	0	0	1	2									
Rod Barajas, R (1, 2) OBP: 0.282, SLG: 0.392		2-3 G6-3		1-2 1-H HR			1-1 P3		0-1 F8	4	1	1	2	0	0	1									
Mark DeRosa, R (1, 4) OBP: 0.286, SLG: 0.292			0-2 G5-3		3-3 K		0-1 1B 1B		4-2 DI BB	3	0	1	0	1	1	0									
Ryan Drese, R (1, 1) 53 Joaquin Benoit, R (3, 1) Alfonso Soriano, R (7, PH) OBP: 0.318, SLG: 0.555 32 Ron Mahay, L (7, 1) Doug Brocail, L (7, 1) Michael Tejera, L (8, 1) Andres Torres, S (9, PH) OBP: 0.230, SLG: 0.222			0-3 K		1-1 G4-3		1-2 FC5-4 1B		3-3 K	1	0	0	0	0	1	0									
Inning Stats	R: 0 E: 0 K: 1 S: 8	H: 0 LOB: 0 BB: 0 P: 11	R: 0 E: 0 K: 0 S: 8	H: 1 LOB: 1 BB: 0 P: 14	R: 0 E: 0 K: 1 S: 12	H: 0 LOB: 0 BB: 0 P: 14	R: 4 E: 0 K: 2 S: 17	H: 3 LOB: 0 BB: 1 P: 27	R: 0 E: 0 K: 1 S: 6	H: 0 LOB: 0 BB: 0 P: 10	R: 0 E: 0 K: 0 S: 5	H: 0 LOB: 0 BB: 0 P: 6	R: 0 E: 0 K: 0 S: 10	H: 2 LOB: 2 BB: 0 P: 14	R: 1 E: 0 K: 1 S: 12	H: 1 LOB: 0 BB: 0 P: 19	R: 0 E: 0 K: 1 S: 11	H: 0 LOB: 1 BB: 1 P: 19	1B: 3 2B: 1 3B: 0 HR: 3	SF: 0 SAC: 0 DP: 0 HBP: 0	WP: 0 PB: 0 SB: 0 CS: 0	PA: 36			
PITCHER	IP	WLS	BF	H	R	ER	SO	BB	IBB	HBP	BLK	WP	HR	S	P	ERA	WHIP								
21 Jon Lieber, R (1, 1) ERA: 4.61	6.2	W	27	6	4	4	5	1	0	0	0	0	2	64	92	5.40	1.050								
Rheal Cormier, L (7, 1) ERA: 5.5	1.0	H	4	1	1	1	1	0	0	0	0	0	1	12	19	9.00	1.000								
63 Ryan Madson, R (8, 1) ERA: 3.73	0.1	H	1	0	0	0	0	0	0	0	0	0	0	2	4	0.00	0.000								
Billy Wagner, L (9, 1) ERA: 2.57	1.0	S	4	0	0	0	1	1	0	0	0	0	0	11	19	0.00	1.000								

Texas Rangers @ Philadelphia Phillies
Citizens Bank Park, Philadelphia, PA
Tue Jun 07 2005, 7:05 PM EDT
Att. 33,616 - Clear - 89 F

livebaseballscorecards.com

AB 34
R 5
H 7
RBI 5
BB 2
SO 7
LOB 8



Batter	1	2	3	4	5	6	7	8	9
11 Jimmy Rollins, S OBP: 0.314, SLG: 0.391	0-1 G3	1-0 F7-3		0-3 K			0-0 G5-3	1-1 F8	
Kenny Lofton, L OBP: 0.473, SLG: 0.515	2-0 1B		1-0 G3	0-2 F8			1-1 HR 1B	0-0 WP 1B	
Bobby Abreu, L OBP: 0.452, SLG: 0.601	2-2 L6		1-1 BB 26 FC3-6 1B	3-2 G3			2-1 1-H HR	2-3 SAFE K	
Pat Burrell, R OBP: 0.409, SLG: 0.513	3-3 K		2-1 26 FC3-6 1B BB		2-2 P4		4-1 26 BB HBP BB	2-2 F8	
Jim Thome, L OBP: 0.377, SLG: 0.323		3-0 26 2B 1B	4-2 26 FC3-6 1B BB		1-3 K		4-2 HBP 26 BB FC1-2 BB		
26 Chase Utley, L OBP: 0.385, SLG: 0.564		0-2 E 2B	0-0 FC3-6 1B		2-3 K		4-1 FC1-2 HBP BB		
Placido Polanco, R OBP: 0.376, SLG: 0.418		1-0 E6 1B	0-1 1B		3-2 F8		1-1 FC1-2 HBP		
Mike Lieberthal, R OBP: 0.357, SLG: 0.436		2-1 11 F7-3 1B	0-2 1B		1-2 L6		0-2 FC1-2		
21 Jon Lieber, L OBP: 0.031, SLG: 0.065		1-3 K	1-3 F8		1-3 K		0-3 K		
Rheal Cormier, L									
63 Ryan Madson, L									
Billy Wagner, L OBP: 0.500, SLG: 0.500									

Inning Stats	R: 0	H: 1	E: 0	K: 1	S: 9	R: 2	H: 4	E: 1	K: 1	S: 12	R: 3	H: 4	E: 0	K: 0	S: 19	R: 0	H: 0	E: 0	K: 1	S: 10	R: 0	H: 0	E: 0	K: 2	S: 12	R: 3	H: 2	E: 0	K: 1	S: 16	R: 0	H: 1	E: 0	K: 1	S: 9
	LOB: 1	BB: 0				LOB: 1	BB: 0				LOB: 2	BB: 1				LOB: 0	BB: 0				LOB: 0	BB: 0				LOB: 3	BB: 3				LOB: 1	BB: 0			

PITCHER	IP	WLS	BF	H	R	ER	SO	BB	IBB	HBP	BLK	WP	HR	S	P	ERA	WHIP
Ryan Drese, R ERA: 6.46	2.2	L	16	8	5	5	2	1	0	0	0	0	0	33	56	16.88	3.375
53 Joaquín Benoit, R ERA: 0.63	3.1		11	1	0	0	4	0	0	0	0	0	0	39	55	0.00	0.300
32 Ron Mahay, L ERA: 8.38	0.1		6	2	3	3	0	3	0	0	0	0	1	9	24	81.00	15.000
Doug Brocail, R ERA: 3.86	0.2		3	0	0	0	1	0	0	1	0	0	0	7	8	0.00	0.000
Michael Tejera, L ERA:	1.0		4	1	0	0	1	0	0	0	0	1	0	9	14	0.00	1.000

AB	R	H	RBI	BB	SO	LOB
5	0	0	0	0	1	2
5	1	3	0	0	0	0
5	2	2	2	0	1	2
4	2	1	0	1	1	2
2	1	1	0	2	1	0
3	2	1	1	1	1	2
3	0	2	3	0	0	0
4	0	2	1	0	0	3
3	0	0	0	0	2	4
1	0	0	0	0	1	3
0	0	0	0	0	0	0
0	0	0	0	0	0	0

AB	35
R	8
H	12
RBI	7
BB	4
SO	8
LOB	18

WP	PA
1	40

Texas Rangers @ Philadelphia Phillies
Citizens Bank Park, Philadelphia, PA
Tue Jun 07 2005, 7:05 PM EDT
Att. 33,616 - Clear - 89 F

livebaseballscorecards.com



Batter	1	2	3	4	5	6	7	8	9	AB R H RBI BB SO LOB	TOP																	
Layne Nix, L (1, 8) OBP: 0.293, SLG: 0.440	3-3 K		0-0 G4-3			0-1 G4-3		0-2 F9		4 0 0 0 0 1 1																		
10 Michael Young, R (1, 6) OBP: 0.356, SLG: 0.468	4-1 BB			3-3 K		2-3 K		0-0 F9		3 0 0 0 1 2 0																		
23 Mark Teixeira, S (1, 3) OBP: 0.357, SLG: 0.547	1-1 G3-6			0-0 F8		3-2 G5-3		2-1 DI 1B		4 0 1 0 0 0 1																		
9 Hank Blalock, L (1, 5) OBP: 0.355, SLG: 0.498		2-3 K		4-2 FC6-4 BB		2-0 L4-3 1B		3-2 P6		3 0 1 0 1 1 1																		
Kevin Mench, R (1, 7) OBP: 0.349, SLG: 0.565		2-2 F8		1-2 FC6-4		2-2 L4		1-2 F9		4 0 0 0 0 0 3																		
Richard Hidalgo, R (1, 9) OBP: 0.306, SLG: 0.451		1-1 2B			2-0 F8		0-2 L4-3			3 0 1 0 0 0 1																		
Brian Shouse, L (7, 1)										0 0 0 0 0 0 0																		
Rod Barajas, R (1, 2) OBP: 0.289, SLG: 0.397		3-3 K			0-0 1B			0-2 1B		3 0 2 0 0 1 1																		
Mark DeRosa, R (1, 4) OBP: 0.267, SLG: 0.269			2-1 G5-3		0-1 F8			1-3 K		2 0 0 0 0 0 1																		
David Dellucci, L (8, PH) OBP: 0.426, SLG: 0.514										1 0 0 0 0 1 1																		
Marshall McDougall, R (8, 4)										0 0 0 0 0 0 0																		
Chris Young, R (1, 1)			2-2 G4-3		2-1 P6			1-3 K		2 0 0 0 0 0 1																		
Michael Tejera, L (6, 1)										0 0 0 0 0 0 0																		
Nick Regilio, R (6, 1)										0 0 0 0 0 0 0																		
Gary Matthews, S (7, 9) OBP: 0.265, SLG: 0.336										1 0 0 0 0 1 1																		
Inning Stats	R: 0 E: 0 K: 1 S: 8	H: 0 LOB: 0 BB: 1 P: 16	R: 0 E: 0 K: 2 S: 14	H: 1 LOB: 1 BB: 0 P: 22	R: 0 E: 0 K: 0 S: 8	H: 0 LOB: 0 BB: 0 P: 12	R: 0 E: 0 K: 1 S: 13	H: 0 LOB: 1 BB: 1 P: 21	R: 0 E: 0 K: 0 S: 6	H: 1 LOB: 1 BB: 0 P: 10	R: 0 E: 0 K: 1 S: 11	H: 0 LOB: 0 BB: 0 P: 16	R: 0 E: 0 K: 0 S: 8	H: 1 LOB: 0 BB: 0 P: 12	R: 0 E: 0 K: 2 S: 12	H: 1 LOB: 1 BB: 0 P: 14	R: 0 E: 0 K: 0 S: 10	H: 1 LOB: 1 BB: 0 P: 16	1B: 4 2B: 2 3B: 0 HR: 0	SF: 0 SAC: 0 DP: 2 HBP: 0	WP: 0 PB: 0 SB: 0 CS: 0	PA: 32						
PITCHER	IP WLS BF H R ER SO BB IBB HBP BLK WP HR S P ERA WHIP																											
Robinson Tejeda, R (1, 1) ERA: 3.0	5.0		18	2	0	0	4	2	0	0	0	0	0	0	49	81	0.00	0.800										
Aaron Fultz, L (6, 1) ERA: 2.86	1.0	W	4	1	0	0	1	0	0	0	0	0	0	0	12	19	0.00	1.000										
63 Ryan Madson, R (7, 1) ERA: 3.51	2.0	H	6	1	0	0	2	0	0	0	0	0	0	0	19	23	0.00	0.500										
Billy Wagner, L (9, 1) ERA: 2.48	1.0	S	4	1	0	0	0	0	0	0	0	0	0	10	16	0.00	1.000											

Texas Rangers @ Philadelphia Phillies
Citizens Bank Park, Philadelphia, PA
Wed Jun 08 2005, 7:05 PM EDT
Att. 24,339 - Clear - 91 F

livebaseballscorecards.com

AB	30
R	0
H	5
RBI	0
BB	2
SO	7
LOB	12



Batter	1	2	3	4	5	6	7	8	9	AB	R	H	RBI	BB	SO	LOB
--------	---	---	---	---	---	---	---	---	---	----	---	---	-----	----	----	-----

Kenny Lofton, L <small>OBP: 0.482, SLG: 0.520</small> <small>(1, 8)</small> 										3	1	2	0	1	0	0
Tomas Perez, S <small>OBP: 0.338, SLG: 0.308</small> <small>(1, 6)</small> 										4	1	2	0	0	0	3
Bobby Abreu, L <small>OBP: 0.446, SLG: 0.590</small> <small>(1, 9)</small> 										4	0	0	0	0	1	5
Pat Burrell, R <small>OBP: 0.410, SLG: 0.513</small> <small>(1, 7)</small> 										4	0	2	2	0	2	1
Jim Thome, L <small>OBP: 0.368, SLG: 0.313</small> <small>(1, 3)</small> 										4	0	0	0	0	1	2
26 Chase Utley, L <small>OBP: 0.382, SLG: 0.553</small> <small>(1, 4)</small> 										3	0	0	0	1	2	1
David Bell, R <small>OBP: 0.326, SLG: 0.348</small> <small>(1, 5)</small> 										3	0	1	0	0	0	0
Mike Lieberthal, R <small>OBP: 0.351, SLG: 0.428</small> <small>(1, 2)</small> 										3	0	0	0	0	0	0
Robinson Tejeda, R <small>(1, 1)</small> Randy Wolf, L <small>OBP: 0.192, SLG: 0.240</small> <small>(5, PH)</small> Aaron Fultz, L <small>(6, 1)</small> 63 Ryan Madson, L <small>(7, 1)</small> Billy Wagner, L <small>OBP: 0.500, SLG: 0.500</small> <small>(9, 1)</small> 										1	0	0	0	0	1	0
										1	0	0	0	0	0	0
										0	0	0	0	0	0	0
										0	0	0	0	1	0	0
										0	0	0	0	0	0	0

Inning Stats	R: 0	H: 1	E: 0	LOB: 1	K: 1	S: 14	R: 0	H: 0	E: 0	LOB: 0	K: 2	S: 9	R: 0	H: 0	E: 0	LOB: 1	K: 1	S: 11	R: 0	H: 1	E: 0	LOB: 1	K: 2	S: 12	R: 0	H: 0	E: 0	LOB: 0	K: 0	S: 8	R: 2	H: 4	E: 0	LOB: 2	K: 0	S: 20	R: 0	H: 1	E: 0	LOB: 0	K: 0	S: 10	R: 0	H: 0	E: 0	LOB: 0	K: 1	S: 12	1B: 7	2B: 0	3B: 0	HR: 0	SF: 0	SAC: 0	DP: 0	HBP: 0	WP: 0	PA: 33
--------------	------	------	------	--------	------	-------	------	------	------	--------	------	------	------	------	------	--------	------	-------	------	------	------	--------	------	-------	------	------	------	--------	------	------	------	------	------	--------	------	-------	------	------	------	--------	------	-------	------	------	------	--------	------	-------	-------	-------	-------	-------	-------	--------	-------	--------	-------	--------

PITCHER	IP	WLS	BF	H	R	ER	SO	BB	IBB	HBP	BLK	WP	HR	S	P	ERA	WHIP
Chris Young, R <small>ERA: 3.06</small>	(1, 1)	5.1	L	22	5	2	2	6	1	0	0	0	0	65	97	3.38	1.125
Michael Tejera, L <small>ERA:</small>	(6, 1)	0.1		2	0	0	0	1	0	0	0	0	0	7	14	0.00	3.000
Nick Regilio, R <small>ERA: 4.58</small>	(6, 1)	0.2		3	1	0	0	1	0	0	0	0	0	6	13	0.00	3.000
Brian Shouse, L <small>ERA: 1.96</small>	(7, 1)	1.2		6	1	0	1	0	0	0	0	0	0	18	29	0.00	0.600

BOTTOM

Texas Rangers @ Philadelphia Phillies
 Citizens Bank Park, Philadelphia, PA
 Wed Jun 08 2005, 7:05 PM EDT
 Att. 24,339 - Clear - 91 F

AB	30
R	2
H	7
RBI	2
BB	3
SO	7
LOB	12



WP: 0	PA: 33
PB: 0	
SB: 1	
CS: 0	

Batter	1	2	3	4	5	6	7	8	9	AB R H RBI BB SO LOB	TOP											
David Dellucci, L (1, 7) OBP: 0.426, SLG: 0.527	0-2 HR	0-1 G1-3			1-1 G6-3		0-3 K		4-1 23 DI 23 2B BB	4 2 1 1 1 1 0												
10 Michael Young, R (1, 6) OBP: 0.357, SLG: 0.464	4-1 23 HR BB		2-3 K		0-2 23 HBP 1B		0-1 G6-3		2-0 F8	4 1 1 0 1 1 2												
23 Mark Teixeira, S (1, 3) OBP: 0.365, SLG: 0.579	2-1 HR		1-0 HR		1-1 HBP			2-3 K	1-0 2B	4 2 3 5 0 1 0												
9 Hank Blalock, L (1, 5) OBP: 0.352, SLG: 0.489	4-1 G5-4-3 BB BB		1-2 G1-3		0-0 G4-3			2-2 P6	1-0 G3-1	4 0 0 0 1 0 3												
Kevin Mench, R (1, 9) OBP: 0.347, SLG: 0.556	4-2 G5-4-3 1-2 BB		2-3 K		1-2 G6-3			1-0 G6-3		3 0 0 0 1 1 0												
Richard Hidalgo, R (1, 8) OBP: 0.305, SLG: 0.453	0-2 G5-4-3 1-2 2-3			0-0 F9		3-2 2B			2-3 K	4 0 1 0 0 1 2												
Rod Barajas, R (1, 2) OBP: 0.288, SLG: 0.389	3-3 K			0-1 P3		1-2 F9			4-2 HR BB	3 1 0 0 1 1 2												
Mark DeRosa, R (1, 4) OBP: 0.265, SLG: 0.367				1-3 K		1-1 F8			2-1 HR	4 1 1 2 0 1 1												
Pedro Astacio, R (1, 1) Layne Nix, L (5, PH) Michael Tejera, L (5, 1) 43 Kameron Loe, R (5, 1) Andres Torres, S (7, PH) Doug Brocchi, L (7, 1) Francisco Cordero, R (8, 1) Gary Matthews, S (9, PH)		0-1 G5-3		0-0 G4-3			2-2 P6		0-0 10 F8 23 2B 1B	1 0 0 0 0 0 0 1 0 0 0 0 0 0 0 0 0 0 0 0 0 1 0 1 1 1 0 0 0 0												
Inning Stats	R: 3 E: 0 K: 1 S: 18	H: 2 LOB: 1 BB: 3 P: 35	R: 0 E: 0 K: 0 S: 5	H: 0 LOB: 0 BB: 0 P: 6	R: 1 E: 0 K: 2 S: 11	H: 1 LOB: 0 BB: 0 P: 17	R: 0 E: 0 K: 1 S: 6	H: 0 LOB: 0 BB: 0 P: 7	R: 0 E: 0 K: 0 S: 8	H: 1 LOB: 2 BB: 0 P: 10	R: 0 E: 0 K: 0 S: 11	H: 1 LOB: 1 BB: 0 P: 17	R: 0 E: 0 K: 1 S: 9	H: 0 LOB: 0 BB: 0 P: 11	R: 0 E: 0 K: 1 S: 8	H: 0 LOB: 0 BB: 0 P: 13	R: 4 E: 0 K: 1 S: 13	H: 3 LOB: 1 BB: 2 P: 29	1B: 2 2B: 2 3B: 0 HR: 4	SF: 0 SAC: 0 DP: 1 HBP: 1	WP: 0 PB: 0 SB: 0 CS: 0	PA: 40
PITCHER	IP WLS BF H R ER SO BB IBB HBP BLK WP HR S P ERA WHIP																					
Vicente Padilla, R (1, 1) ERA: 6.43	5.0 W 22 4 4 4 4 3 0 1 0 0 3 48 75 7.20 1.400																					
Geoff Geary, R (6, 1) ERA: 4.02	2.0 7 1 0 0 1 0 0 0 0 0 0 20 28 0.00 0.500																					
Rheal Cormier, L (8, 1) ERA: 5.21	1.0 3 0 0 0 1 0 0 0 0 0 0 8 13 0.00 0.000																					
Ugueth Urbina, R (9, 1) ERA: 3.9	0.1 5 2 4 4 1 2 0 0 0 0 1 10 22 108.00 12.000																					
Billy Wagner, L (9, 1) ERA: 2.43	0.2 S 3 1 0 0 0 0 0 0 0 0 0 3 7 0.00 1.500																					

Texas Rangers @ Philadelphia Phillies
Citizens Bank Park, Philadelphia, PA
Thu Jun 09 2005, 7:05 PM EDT
Att: 25,205 - Partly Cloudy - 82 F

livebaseballscorecards.com

AB	34
R	8
H	8
RBI	8
BB	5
SO	7
LOB	10



Batter	1	2	3	4	5	6	7	8	9	AB R H RBI BB SO LOB
11 Jimmy Rollins, S OBP: 0.312, SLG: 0.395 (1, 6)	0-2 G4-3	0-1 G3		0-2 F7		1-2 PB 3B		1-1 F7		5 1 1 0 0 0 1
Andy Chavez, L OBP: 0.280, SLG: 0.289 (1, 8)	1-1 F8		0-2 G1-3		0-3 K	1-1 G4-3		1-2 G3-1 1B		5 0 1 0 0 1 1
Bobby Abreu, L OBP: 0.449, SLG: 0.586 (1, 9)	2-2 F7		0-0 1B		1-0 HR HBP	4-0 PB 2B IBB		0-1 G3-1		3 2 1 0 1 0 1
Pat Burrell, R OBP: 0.415, SLG: 0.551 (1, 7)		0-1 HR	1 SAFE 3-2 P6		3-2 HR	1 SAFE 3-1 2B		3-3 K		5 2 3 4 0 1 2
Jim Thome, L OBP: 0.365, SLG: 0.333 (1, 3)		2-2 HR	0-0 F7		1-2 L4	2-3 K				4 1 1 1 0 1 2
26 Chase Utley, L OBP: 0.384, SLG: 0.558 (1, 4)		2-3 K		1-0 G4-3 1B 2B	1-2 1B 1B	1-2 G6-3				4 2 2 0 0 1 1
David Bell, R OBP: 0.329, SLG: 0.351 (1, 5)		2-2 HR 1B		0-1 G4-3	2-0 1B 1B		2-0 G1-3			4 1 2 0 0 0 1
Todd Pratt, R OBP: 0.323, SLG: 0.424 (1, 2)		2-0 HR		0-1 1B	1-2 1B		2-3 K			4 1 3 4 0 1 0
Vicente Padilla, R OBP: 0.154, SLG: 0.231 Ramon Martinez, R OBP: 0.286, SLG: 0.281 Geoff Gentry, R OBP: 0.393, SLG: 0.393 Jason Michaels, R OBP: 0.393, SLG: 0.393 Rheal Cormier, L OBP: 0.393, SLG: 0.393 Ugueth Urbina, R OBP: 0.500, SLG: 0.500 (1, 1) (5, PH) (6, 1) (7, PH) (8, 1) (9, 1) (9, 1)		1-3 K		1 SAFE 1-3 K	2-2 G1-3		1-1 P6			2 0 0 0 0 0 2 1 1 0 0 0 0 0 0 2 0 0 0 0 0 0 0 0 1 0

Inning Stats	R: 0 E: 0 K: 10 S: 10	H: 0 LOB: 0 BB: 0 P: 13	R: 4 E: 0 K: 2 S: 18	H: 4 LOB: 0 BB: 0 P: 27	R: 0 E: 0 K: 8 S: 8	H: 1 LOB: 1 BB: 0 P: 11	R: 1 E: 0 K: 1 S: 11	H: 2 LOB: 1 BB: 0 P: 13	R: 3 E: 0 K: 1 S: 19	H: 4 LOB: 2 BB: 0 P: 30	R: 2 E: 0 K: 1 S: 14	H: 2 LOB: 1 BB: 1 P: 26	R: 0 E: 0 K: 1 S: 6	H: 0 LOB: 0 BB: 0 P: 11	R: 0 E: 0 K: 1 S: 10	H: 1 LOB: 1 BB: 0 P: 15
--------------	--------------------------------	----------------------------------	-------------------------------	----------------------------------	------------------------------	----------------------------------	-------------------------------	----------------------------------	-------------------------------	----------------------------------	-------------------------------	----------------------------------	------------------------------	----------------------------------	-------------------------------	----------------------------------

PITCHER	IP	WLS	BF	H	R	ER	SO	BB	IBB	HBP	BLK	WP	HR	S	P	ERA	WHIP
Pedro Astacio, R ERA: 5.6 (1, 1)	4.0	L	19	7	5	5	3	0	0	0	0	0	3	47	64	11.25	1.750
Michael Tejera, L ERA: 13.5 (5, 1)	0.2		7	4	3	3	1	0	0	1	0	0	1	16	25	40.50	6.000
43 Kameron Loe, R ERA: 2.45 (5, 1)	1.1		7	2	2	1	1	0	1	0	0	0	0	17	31	6.75	1.500
Doug Brocail, R ERA: 3.7 (7, 1)	1.0		3	0	0	0	1	0	0	0	0	0	0	6	11	0.00	0.000
Francisco Cordero, R ERA: 3.65 (8, 1)	1.0		4	1	0	0	1	0	0	0	0	0	0	10	15	0.00	1.000

BOTTOM

Texas Rangers @ Philadelphia Phillies
Citizens Bank Park, Philadelphia, PA

Thu Jun 09 2005, 7:05 PM EDT
Att. 25,205 - Partly Cloudy - 82 F

livebaseballscorecards.com

AB	38
R	10
H	14
RBI	9
BB	1
SO	7
LOB	12



1B: 7	SF: 0	WP: 0	PA: 40
2B: 2	SAC: 0	PB: 1	
3B: 1	DP: 0	SB: 0	
HR: 4	HBP: 1	CS: 0	

Batter	1	2	3	4	5	6	7	8	9	AB R H RBI BB SO LOB	TOP																									
Dave Krynzal, L (1, 8) B C F C C F X	3-2 G5-3 ①		1-1 G6-3 ②			2-2 G3 ①		2-3 K ①		4 0 0 0 0 1 0	Milwaukee Brewers @ Philadelphia Phillies Citizens Bank Park, Philadelphia, PA Fri Jun 10 2005, 7:05 PM EDT Att. 27,225 - Party Cloudy - 84 F																									
Jeff Cirillo, R (1, 5) OBP: 0.385, SLG: 0.449 X	0-0 HR		2-2 CS 2B			1-0 FC6-4 1B HBP		1-3 K ②		3 1 2 1 0 1 0																										
Lyle Overbay, L (1, 3) OBP: 0.413, SLG: 0.469 C B B F B F C	3-3 K		1-0 CS 2-3	1-0 1B 2 FC1-6 1B		1-1 FC6-4 1B		3-3 K ③		4 1 2 0 0 2 0																										
Carlos Lee, R (1, 7) OBP: 0.350, SLG: 0.559 F B B X	1-2 G4-3 ③			3-2 FC1-6 1B		1-0 FC6-4 ②		2-2 G6-3 ①		4 0 1 0 0 0 2																										
2 Bill Hall, R (1, 4) OBP: 0.327, SLG: 0.506 C B B X		2-1 FC1-5 2B		2-1 FC1-6 G6-4-3 1-2f 3-H		1-2 G4-3 ③		1-2 F8 ②		4 0 1 1 0 0 3																										
Geoff Jenkins, L (1, 9) OBP: 0.329, SLG: 0.383 F B B B F X		2-2 FC1-5 2-3		0-0 G6-4-3 1-2f			0-3 K ①	2-3 K ③		4 0 0 0 0 2 2																										
7 J.J. Hardy, R (1, 6) OBP: 0.287, SLG: 0.234 B B X		2-0 P4			0-0 P3		0-2 G1-3 ②			3 0 0 0 0 0 1																										
Chad Moeller, R (1, 2) OBP: 0.200, SLG: 0.221 X		0-0 F9			1-0 G6-3		3-2 1B			3 0 1 0 0 0 1																										
Victor Santos, R (1, 1) OBP: 0.043, SLG: 0.043 Chris Magruder, S (7, PH) OBP: 0.328, SLG: 0.431 Julio Santana, R (7, 1) Matt Wise, R (8, 1)			0-0 G5-3 ①		0-2 G1-3 ③		2-3 K ③			2 0 0 0 0 0 0 1 0 0 0 0 1 1 0 0 0 0 0 0 0 0 0 0 0 0 0 0																										
Inning Stats	R: 1 E: 0 K: 1 S: 11	H: 1 LOB: 0 BB: 0 P: 18	R: 0 E: 0 K: 0 S: 8	H: 1 LOB: 1 BB: 0 P: 14	R: 0 E: 0 K: 0 S: 7	H: 1 LOB: 0 BB: 0 P: 11	R: 1 E: 0 K: 0 S: 8	H: 2 LOB: 0 BB: 0 P: 14	R: 0 E: 0 K: 0 S: 5	H: 0 LOB: 0 BB: 0 P: 6	R: 0 E: 0 K: 2 S: 9	H: 1 LOB: 2 BB: 0 P: 15	R: 0 E: 0 K: 2 S: 12	H: 1 LOB: 1 BB: 0 P: 17	R: 0 E: 0 K: 3 S: 10	H: 0 LOB: 0 BB: 0 P: 16	R: 0 E: 0 K: 1 S: 12	H: 0 LOB: 0 BB: 0 P: 17	1B: 4 2B: 2 3B: 0 HR: 1	SF: 0 SAC: 0 DP: 1 HBP: 1	WP: 0 PB: 0 SB: 0 CS: 1	PA: 34														
PITCHER	IP WLS BF H R ER SO BB IBB HBP BLK WP HR S P ERA WHIP																																			
39 Brett Myers, R (1, 1) ERA: 2.24	8.0		30	7	2	2	6	0	0	1	0	0	1	70	111	2.25	0.875																			
63 Ryan Madson, R (9, 1) ERA: 3.41	1.0	W	3	0	0	0	1	0	0	0	0	0	0	12	17	0.00	0.000																			

AB	32
R	2
H	7
RBI	2
BB	0
SO	7
LOB	10



livebaseballscorecards.com

Batter	1	2	3	4	5	6	7	8	9	AB	R	H	RBI	BB	SO	LOB
11 Jimmy Rollins, S OBP: 0.311, SLG: 0.393 (1, 6)	2-1 G4-3		1-1 1B		2-1 G4-3			1-1 F7		4	0	1	0	0	0	0
Kenny Lofton, L OBP: 0.475, SLG: 0.505 (1, 8)	4-2 BB		3-1 P5		0-0 F7			0-2 F7		3	0	0	0	1	0	1
Bobby Abreu, L OBP: 0.442, SLG: 0.576 (1, 9)	3-1 P4		1-1 G3					3-2 F7		4	0	0	0	0	1	2
Pat Burrell, R OBP: 0.412, SLG: 0.545 (1, 7)	3-2 G6-3			1-2 HR 1B				3-3 K		4	1	1	0	0	2	1
Jim Thome, L OBP: 0.374, SLG: 0.358 (1, 3)		0-0 P5		0-0 HR				4-2 BB		2	1	1	2	2	0	0
Endy Chavez, L OBP: 0.280, SLG: 0.289 (9, PR)				1-H HR				26 BB HR		0	1	0	0	0	0	0
26 Chase Utley, L OBP: 0.387, SLG: 0.551 (1, 4)		4-2 BB		3-3 K				0-2 G2-3		2	1	0	0	2	1	1
David Bell, R OBP: 0.328, SLG: 0.364 (1, 5)		2-2 F8		1-1 F9				2-0 G5-3		4	1	1	3	0	0	1
Mike Lieberthal, R OBP: 0.345, SLG: 0.419 (1, 2)		1-1 F8		2-0 F9				0-1 G6-3		3	0	0	0	0	0	1
39 Brett Myers, R OBP: 0.111, SLG: 0.040 (1, 1)			0-3 K		1-2 F9			0-2 G1-3		3	0	0	0	0	1	0
63 Ryan Madson, L (9, 1)										0	0	0	0	0	0	0

Inning Stats	R: 0	H: 0	E: 0	K: 10	S: 10	R: 0	H: 0	E: 0	K: 8	S: 8	R: 0	H: 1	E: 0	K: 1	S: 9	R: 2	H: 2	E: 0	K: 1	S: 14	R: 0	H: 0	E: 0	K: 6	S: 6	R: 0	H: 0	E: 0	K: 2	S: 11	R: 0	H: 0	E: 0	K: 6	S: 6	R: 0	H: 0	E: 0	K: 9	S: 9	R: 3	H: 1	E: 0	K: 1	S: 7	1B: 2	2B: 0	3B: 0	HR: 2	SF: 0	SAC: 0	DP: 0	HBP: 0	WP: 0	PA: 34
PITCHER	IP	WLS	BF	H	R	ER	SO	BB	IBB	HBP	BLK	WP	HR	S	P	ERA	WHIP																																						
Victor Santos, R (1, 1) ERA: 2.74	6.0		24	3	2	2	4	3	0	0	0	0	0	58	100	3.00	1.000																																						
Julio Santana, R (7, 1) ERA: 4.05	1.0		3	0	0	0	0	0	0	0	0	0	0	6	8	0.00	0.000																																						
Matt Wise, R (8, 1) ERA: 2.64	1.1	L	7	1	3	3	1	2	0	0	0	0	1	16	30	20.25	2.250																																						

BOTTOM

Milwaukee Brewers @ Philadelphia Phillies
Citizens Bank Park, Philadelphia, PA

Fri Jun 10 2005, 7:05 PM EDT
Att. 27,225 - Partly Cloudy - 84 F

livebaseballscorecards.com

AB	29
R	5
H	4
RBI	5
BB	5
SO	5
LOB	7



Batter	1	2	3	4	5	6	7	8	9	AB R H RBI BB SO LOB	TOP																									
Brady Clark, R (1, 8) OBP: 0.386, SLG: 0.447	2-2 F8	2-2 G3			0-1 F9		X 0-0 SH5-4		1-3 K	4 0 0 0 0 1 2	Milwaukee Brewers @ Philadelphia Phillies Citizens Bank Park, Philadelphia, PA Sat Jun 11 2005, 7:05 PM EDT Att. 33,455 - Overcast - 84 F																									
23 Rickie Weeks Jr., R (1, 4) OBP: 0.600, SLG: 0.500	2-2 L3		1-0 G1-6-3 1B		3-3 K		3-2 2B 1B	4-0 2B BB	4 0 2 1 1 1 0																											
2 Bill Hall, R (1, 5) OBP: 0.329, SLG: 0.500	0-3 K		2-0 G1-6-3 1-2f		4-2 BB		1 SAFE 2-2 1-2 1B 3-H	2-2 P5 1-2	4 0 1 1 1 1 2																											
Carlos Lee, R (1, 7) OBP: 0.348, SLG: 0.552		4-1 HR BB	3-2 P4		0-0 P3		0-0 P4		3 1 0 0 1 0 3																											
Wes Helms, R (1, 3) OBP: 0.317, SLG: 0.552		3-2 HR		0-1 G6-3		1-0 F7	2-3 K		3 1 1 2 0 0 0																											
Julio Santana, R (6, 1)									0 0 0 0 0 0 0																											
Geoff Jenkins, L (7, PH) OBP: 0.328, SLG: 0.381									1 0 0 0 0 1 2																											
Ricky Bottalico, L (7, 1)									0 0 0 0 0 0 0																											
Chris Magruder, S (1, 9) OBP: 0.323, SLG: 0.436		1-1 SH2-4 2B		1-0 G5-3		0-1 G5-3		0-0 G6-3	4 0 1 0 0 0 0																											
7 J.J. Hardy, R (1, 6) OBP: 0.293, SLG: 0.260		4-2 SH2-4 BB		0-1 HR		3-2 F8		0-2 P2	3 1 1 1 1 0 0																											
Chad Moeller, R (1, 2) OBP: 0.214, SLG: 0.247		0-1 P5		0-0 2B			0-1 SH5-4 23 1B BB 1B	2-2 G1-3	4 1 2 0 0 0 2																											
Doug Davis, R (1, 1) OBP: 0.069, SLG: 0.069		0-1 SH2-4		0-3 K			4-1 23 1B 2 1B BB		1 0 0 0 0 1 1																											
Lyle Overbay, L (6, 3) OBP: 0.414, SLG: 0.466		1-2 2-3 K						2-3 K	1 1 0 0 1 1 0																											
Inning Stats	R: 0 H: 0 E: 0 K: 1 S: 9	H: 0 LOB: 0 BB: 0 P: 13	R: 2 H: 2 E: 0 K: 0 S: 20	H: 2 LOB: 2 BB: 2 P: 34	R: 0 H: 1 E: 0 K: 0 S: 5	H: 1 LOB: 0 BB: 0 P: 11	R: 1 H: 2 E: 0 K: 1 S: 9	H: 2 LOB: 1 BB: 0 P: 10	R: 0 H: 0 E: 0 K: 1 S: 10	H: 0 LOB: 1 BB: 1 P: 17	R: 0 H: 0 E: 0 K: 0 S: 11	H: 0 LOB: 0 BB: 0 P: 15	R: 2 H: 3 E: 0 K: 1 S: 18	H: 3 LOB: 2 BB: 1 P: 29	R: 0 H: 0 E: 0 K: 0 S: 7	H: 0 LOB: 0 BB: 0 P: 9	R: 0 H: 0 E: 0 K: 2 S: 11	H: 0 LOB: 1 BB: 1 P: 20	1B: 4 SF: 0 2B: 2 SAC: 2 3B: 0 DP: 1 HR: 2 HBP: 0	WP: 0 PA: 39 PB: 0 SB: 0 CS: 0																
PITCHER	IP WLS BF H R ER SO BB IBB HBP BLK WP HR S P ERA WHIP																																			
Randy Wolf, L (1, 1) ERA: 4.39	6.0	25	5	3	3	3	3	0	0	0	0	0	2	64	100	4.50	1.333																			
Geoff Geary, R (7, 1) ERA: 4.98	0.2	B	6	3	2	2	0	1	0	0	0	0	0	12	21	27.00	6.000																			
Rheal Cormier, L (7, 1) ERA: 5.12	0.1	W	1	0	0	0	1	0	0	0	0	0	0	6	8	0.00	0.000																			
63 Ryan Madson, R (8, 1) ERA: 3.31	1.0	H	3	0	0	0	0	0	0	0	0	0	0	7	9	0.00	0.000																			
Ugueth Urbina, R (9, 1) ERA: 3.77	1.0	S	4	0	0	0	2	1	0	0	0	0	0	11	20	0.00	1.000																			

AB	32
R	5
H	8
RBI	5
BB	5
SO	6
LOB	12



Batter	1	2	3	4	5	6	7	8	9	AB	R	H	RBI	BB	SO	LOB	BOTTOM		
11 Jimmy Rollins, S OBP: 0.306, SLG: 0.385	1-0 F9	2-2 G6-3		0-1 G6-3		2-0 P6		0-0 G1-3		5	0	0	0	0	0	2			
Jason Michaels, R OBP: 0.403, SLG: 0.400	4-0 HR		2-2 L8		2-2 1B		1-1 HR			3	2	2	0	1	0	0			
Bobby Abreu, L OBP: 0.443, SLG: 0.588	2-1 HR		3-2 G6-3		2-1 F7		0-0 HR			4	2	2	2	0	0	1			
Pat Burrell, R OBP: 0.413, SLG: 0.564	1-0 F8		1-1 1B		3-3 K		0-0 HR			4	2	2	3	0	1	1			
Jim Thome, L OBP: 0.377, SLG: 0.370	1-1 2B		2-1 1B		0-0 G3		2-0 P3			4	0	2	1	0	0	1			
David Bell, R OBP: 0.330, SLG: 0.368	4-2 BB		2-0 F7			2-1 26 G4-3 2B		3-1 F7		3	1	1	0	1	0	1			
26 Chase Utley, L OBP: 0.384, SLG: 0.543	0-3 K			3-2 SH1-4 1B		0-0 G4-3		0-0 F7		4	0	1	0	0	1	3			
Mike Lieberthal, R OBP: 0.343, SLG: 0.421		2-1 G4-3		1-2 P2		3-1 2B		1-2 G5-3		4	0	1	1	0	0	1			
Randy Wolf, L OBP: 0.186, SLG: 0.231 Tomas Perez, S OBP: 0.353, SLG: 0.303 Geoff Geary, R Rheal Comier, L 63 Ryan Madson, L Endy Chavez, L OBP: 0.275, SLG: 0.283 Ugueth Urbina, R		1-2 G4-3		0-0 SH1-4		1-3 K		0-0 F7		1	0	0	0	0	0	0			
Inning Stats	R: 2 E: 0 K: 1 S: 12	H: 2 LOB: 2 BB: 2 P: 25	R: 0 E: 0 K: 0 S: 11	H: 0 LOB: 0 BB: 0 P: 16	R: 1 E: 0 K: 0 S: 12	H: 2 LOB: 1 BB: 0 P: 22	R: 0 E: 0 K: 0 S: 9	H: 1 LOB: 1 BB: 0 P: 13	R: 0 E: 0 K: 1 S: 10	H: 1 LOB: 1 BB: 0 P: 17	R: 3 E: 0 K: 0 S: 8	H: 3 LOB: 0 BB: 0 P: 14	R: 0 E: 0 K: 0 S: 5	H: 0 LOB: 0 BB: 0 P: 6	1B: 5 2B: 4 3B: 0 HR: 2	SF: 0 SAC: 1 DP: 0 HBP: 0	WP: 0 PB: 0 SB: 0 CS: 0	PA: 37	
PITCHER	IP WLS BF H R ER SO BB IBB HBP BLK WP HR S P ERA WHIP	IP WLS BF H R ER SO BB IBB HBP BLK WP HR S P ERA WHIP	IP WLS BF H R ER SO BB IBB HBP BLK WP HR S P ERA WHIP	IP WLS BF H R ER SO BB IBB HBP BLK WP HR S P ERA WHIP	IP WLS BF H R ER SO BB IBB HBP BLK WP HR S P ERA WHIP	IP WLS BF H R ER SO BB IBB HBP BLK WP HR S P ERA WHIP	IP WLS BF H R ER SO BB IBB HBP BLK WP HR S P ERA WHIP	IP WLS BF H R ER SO BB IBB HBP BLK WP HR S P ERA WHIP	IP WLS BF H R ER SO BB IBB HBP BLK WP HR S P ERA WHIP	IP WLS BF H R ER SO BB IBB HBP BLK WP HR S P ERA WHIP	IP WLS BF H R ER SO BB IBB HBP BLK WP HR S P ERA WHIP	IP WLS BF H R ER SO BB IBB HBP BLK WP HR S P ERA WHIP	IP WLS BF H R ER SO BB IBB HBP BLK WP HR S P ERA WHIP	IP WLS BF H R ER SO BB IBB HBP BLK WP HR S P ERA WHIP	IP WLS BF H R ER SO BB IBB HBP BLK WP HR S P ERA WHIP	IP WLS BF H R ER SO BB IBB HBP BLK WP HR S P ERA WHIP	IP WLS BF H R ER SO BB IBB HBP BLK WP HR S P ERA WHIP	IP WLS BF H R ER SO BB IBB HBP BLK WP HR S P ERA WHIP	
Doug Davis, L ERA: 3.86	(1, 1)	5.1																	
Julio Santana, R ERA: 3.92	(6, 1)	0.2	2	0	0	0	1	0	0	0	0	0	0	0	0	0			
Ricky Bottalico, R ERA: 3.75	(7, 1)	2.0	L	9	3	3	3	0	0	0	0	0	0	0	0	0			

Milwaukee Brewers @ Philadelphia Phillies
Citizens Bank Park, Philadelphia, PA
Sat Jun 11 2005, 7:05 PM EDT
Att. 33,455 - Overcast - 84 F

AB 34
R 7
H 11
RBI 7
BB 2
SO 3
LOB 11



WP: 0 PA: 37
PB: 0
SB: 0
CS: 0

livebaseballscorecards.com

Batter	1	2	3	4	5	6	7	8	9	AB R H RBI BB SO LOB	TOP									
Brady Clark, R (1, 8) OBP: 0.384, SLG: 0.444	3-2 G4-3		2-2 1B			0-0 F9		0-1 F8		4 0 1 0 0 0 0	Milwaukee Brewers @ Philadelphia Phillies Citizens Bank Park, Philadelphia, PA Sun Jun 12 2005, 1:35 PM EDT Att. 40,385 - Partly Cloudy - 86 F									
23 Rickie Weeks Jr., R (1, 4) OBP: 0.333, SLG: 0.250	2-3 K		1-1 F9			0-2 G5-3		3-3 K		4 0 0 0 0 2 1										
Lyle Overbay, L (1, 3) OBP: 0.411, SLG: 0.461	1-1 F7				1-1 G4-3		0-0 1B		3-3 K	4 0 1 0 0 1 0										
Carlos Lee, R (1, 7) OBP: 0.351, SLG: 0.567		1-1 HR			2-2 2B		2-0 F8		2-2 G6-3	4 1 2 1 0 0 1										
2 Bill Hall, R (1, 5) OBP: 0.333, SLG: 0.515		2-1 G6-3			2-0 G6-3		4-1 7 WP G4-3 BB		0-1 HR	3 1 1 1 1 0 1										
Geoff Jenkins, L (1, 9) OBP: 0.323, SLG: 0.374		1-2 L3			3-3 K		0-2 G4-3		1-3 K	4 0 0 0 0 2 2										
7 J.J. Hardy, R (1, 6) OBP: 0.287, SLG: 0.254		1-0 F7				2-1 G5-3		3-3 K		3 0 0 0 0 1 1										
Chad Moeller, R (1, 2) OBP: 0.207, SLG: 0.238			2-2 G6-3			3-2 F8		0-0 G6-3		3 0 0 0 0 0 1										
15 Ben Sheets, R (1, 1) Chris Magruder, S (8, PH) Tommy Phelps, L (8, 1)			0-0 G1-3			2-2 G4-3		1-3 K		2 0 0 0 0 0 0 1 0 0 0 0 1 0 0 0 0 0 0 0 0										
Inning Stats	R: 0 H: 0 E: 0 K: 1 S: 8	H: 0 LOB: 0 BB: 0 P: 14	R: 1 H: 1 E: 0 K: 0 S: 8	H: 1 LOB: 0 BB: 0 P: 13	R: 0 H: 1 E: 0 K: 0 S: 10	H: 1 LOB: 1 BB: 0 P: 15	R: 0 H: 1 E: 0 K: 1 S: 9	H: 1 LOB: 1 BB: 0 P: 17	R: 0 H: 0 E: 0 K: 0 S: 9	H: 0 LOB: 0 BB: 0 P: 16	R: 0 H: 1 E: 0 K: 0 S: 6	H: 1 LOB: 1 BB: 0 P: 8	R: 0 H: 0 E: 0 K: 1 S: 9	H: 0 LOB: 1 BB: 1 P: 16	R: 0 H: 0 E: 0 K: 2 S: 8	H: 0 LOB: 0 BB: 0 P: 12	R: 1 H: 1 E: 0 K: 2 S: 12	H: 1 LOB: 0 BB: 0 P: 18	1B: 2 SF: 0 2B: 1 SAC: 0 3B: 0 DP: 0 HR: 2 HBP: 0	WP: 1 PA: 33 PB: 0 SB: 0 CS: 0
PITCHER	IP WLS BF H R ER SO BB IBB HBP BLK WP HR S P ERA WHIP																			
Cory Lidle, R (1, 1) ERA: 4.18	7.0 W 26 4 1 1 3 1 0 0 0 1 1 59 99 1.29 0.714																			
Ugueth Urbina, R (8, 1) ERA: 3.64	1.0 H 3 0 0 0 2 0 0 0 0 0 0 8 12 0.00 0.000																			
Billy Wagner, L (9, 1) ERA: 2.64	1.0 4 1 1 1 2 0 0 0 0 0 1 12 18 9.00 1.000																			

livebaseballscorecards.com

AB	32
R	2
H	5
RBI	2
BB	1
SO	7
LOB	7



Batter	1	2	3	4	5	6	7	8	9
11 Jimmy Rollins, S OBP: 0.305, SLG: 0.383 (1, 6)	2-2 G5-3 2B 1B		0-2 L3 1-1			0-2 G4-3		1-0 F7	
Kenny Lofton, L OBP: 0.467, SLG: 0.495 (1, 8)	0-2 G5-3 1-2		2-2 G5-3			2-2 F8		2-0 1B 1B	
Bobby Abreu, L OBP: 0.440, SLG: 0.586 (1, 9)	0-0 G4-3 2-H 2B				0-2 G6-3		1-3 K	0-3 K	
Pat Burrell, R OBP: 0.419, SLG: 0.580 Endy Chavez, L OBP: 0.275, SLG: 0.283 (1, 7) (8, PR) (9, 7)	3-2 G4-3 2-3				3-2 HR		0-0 26 1B 1B	4-1 26 HR 1B IBB	
Jim Thome, L OBP: 0.374, SLG: 0.366 (1, 3)	2-3 K				0-0 P5		2-0 P2	0-0 26 HR 1B	
26 Chase Utley, L OBP: 0.386, SLG: 0.560 (1, 4)		0-0 F7			2-3 K		0-0 1B	2-0 1-H 2-H HR	
David Bell, R OBP: 0.329, SLG: 0.363 (1, 5)		3-1 F7			1-0 L9		4-0 IBB	0-0 G5-3	
Todd Pratt, R OBP: 0.309, SLG: 0.403 (1, 2)		3-2 F9			2-2 F8		1-2 F9		
Cory Lidle, R OBP: 0.227, SLG: 0.190 Tomas Perez, S OBP: 0.329, SLG: 0.299 Ugueth Urbina, R OBP: 0.500, SLG: 0.500 (1, 1) (7, PH) (8, 1) (9, 1)			2-2 11 L3 1B		0-0 F9		1-3 K		

AB	R	H	RBI	BB	SO	LOB
4	1	1	0	0	0	1
4	1	1	0	0	0	1
4	0	1	1	0	2	1
3	1	2	1	1	0	1
0	1	0	0	0	0	0
4	1	1	1	0	1	2
4	1	2	3	0	1	0
3	0	0	0	1	0	1
3	0	0	0	0	0	3
2	0	1	0	0	0	0
1	0	0	0	0	1	3
0	0	0	0	0	0	0
0	0	0	0	0	0	0

BOTTOM

Milwaukee Brewers @ Philadelphia Phillies
Citizens Bank Park, Philadelphia, PA

Sun Jun 12 2005, 1:35 PM EDT
Att. 40,385 - Partly Cloudy - 86 F

AB	32
R	6
H	9
RBI	6
BB	2
SO	5
LOB	13



1B: 6	SF: 0
2B: 2	SAC: 0
3B: 0	DP: 1
HR: 2	HBP: 0

WP: 1	PA: 34
PB: 0	
SB: 0	
CS: 0	

Inning Stats	R	H	E	K	S	R	H	E	K	S	R	H	E	K	S	R	H	E	K	S	R	H	E	K	S	R	H	E	K	S	ERA	WHIP
15 Ben Sheets, R ERA: 3.51	7	0	0	1	10	7	0	0	1	10	7	0	0	1	10	7	0	0	1	10	7	0	0	1	10	7	0	0	1	2.57	0.857	
Tommy Phelps, L ERA: 4.5	1	0	0	0	9	1	0	0	0	9	1	0	0	0	9	1	0	0	0	9	1	0	0	0	9	1	0	0	36.00	3.000		

PITCHER	IP	WLS	BF	H	R	ER	SO	BB	IBB	HBP	BLK	WP	HR	S	P	ERA	WHIP
15 Ben Sheets, R ERA: 3.51	7.0	0	27	6	2	2	4	0	1	0	0	0	1	70	106	2.57	0.857
Tommy Phelps, L ERA: 4.5	1.0	0	7	3	4	4	1	0	1	0	0	1	1	9	18	36.00	3.000

Batter	1	2	3	4	5	6	7	8	9	AB R H RBI BB SO LOB	TOP		
11 Jimmy Rollins, S OBP: 0.304, SLG: 0.381 (1, 6)	2-1 G3		2-1 F8		1-3 SAFE SAFE K			2-1 1B		4 0 1 0 0 1 1			
Kenny Lofton, L OBP: 0.460, SLG: 0.482 (1, 8)	4-2 F8 S BB			3-2 F8		0-1 G6-3		1-2 F7		3 0 0 0 1 0 1			
Bobby Abreu, L OBP: 0.438, SLG: 0.579 (1, 9)	3-2 SAFE SAFE F8			4-2 S 1B BB		2-1 F7			0-2 F7	3 1 0 0 1 0 1			
Pat Burrell, R OBP: 0.412, SLG: 0.569 (1, 7)	1-1 F8			3-2 SAFE SAFE SAFE F8		0-0 G6-3			0-0 G6-3	4 0 0 0 0 0 2			
Jim Thome, L OBP: 0.372, SLG: 0.363 (1, 10)			1-3 K		2-2 2-H 1B			1-1 G4-3		4 0 1 1 0 2 0			
26 Chase Utley, L OBP: 0.380, SLG: 0.550 (1, 4)			2-2 P4		0-3 K		1-2 G4-3			3 0 0 0 0 1 1			
David Bell, R OBP: 0.325, SLG: 0.358 (1, 5)			2-1 F8		2-1 G5-3		0-0 G4-3			3 0 0 0 0 0 0			
Mike Lieberthal, R OBP: 0.337, SLG: 0.414 (1, 2)					0-1 L4		0-0 F9		2-1 F8	3 0 0 0 0 0 0			
Tomas Perez, S OBP: 0.329, SLG: 0.300 (1, 3)			1-1 F7		2-1 1B			2-3 K		3 0 1 0 0 1 0			
Inning Stats	R: 0 H: 0 E: 0 LOB: 1 K: 0 BB: 1 S: 12 P: 22	R: 0 H: 0 E: 0 LOB: 0 K: 1 BB: 0 S: 8 P: 13	R: 0 H: 0 E: 0 LOB: 0 K: 0 BB: 0 S: 6 P: 9	R: 1 H: 1 E: 0 LOB: 1 K: 1 BB: 1 S: 17 P: 29	R: 0 H: 1 E: 0 LOB: 1 K: 1 BB: 0 S: 8 P: 13	R: 0 H: 0 E: 0 LOB: 0 K: 0 BB: 0 S: 5 P: 7	R: 0 H: 0 E: 0 LOB: 0 K: 0 BB: 0 S: 6 P: 8	R: 0 H: 1 E: 0 LOB: 1 K: 1 BB: 0 S: 11 P: 18	R: 0 H: 0 E: 0 LOB: 0 K: 1 BB: 0 S: 8 P: 10	1B: 3 SF: 0 2B: 0 SAC: 0 3B: 0 DP: 0 HR: 0 HBP: 0	WP: 0 PA: 32 PB: 0 SB: 2 CS: 0		
PITCHER	IP WLS BF H R ER SO BB IBB HBP BLK WP HR S P ERA WHIP											PITCHER	IP WLS BF H R ER SO BB IBB HBP BLK WP HR S P ERA WHIP
Gil Meche, R ERA: 4.38 (1, 1)	8.0 W 29 3 1 1 4 2 0 0 0 0 0 0 73 119 1.12 0.625												
Eddie Guardado, L ERA: 1.5 (9, 1)	1.0 S 3 0 0 0 1 0 0 0 0 0 0 0 8 10 0.00 0.000												

Philadelphia Phillies @ Seattle Mariners
 Safeco Field, Seattle, WA
 Tue Jun 14 2005, 7:05 PM PDT
 Att. 26,818 - Party Cloudy - 61 F

livebaseballscorecards.com

AB	30
R	1
H	3
RBI	1
BB	2
SO	5
LOB	6



Batter	1	2	3	4	5	6	7	8	9	AB R H RBI BB SO LOB
51 Ichiro Suzuki, L OBP: 0.341, SLG: 0.403 (1, 9) C X	0-1 FC4-6 1B	1-1 F9			1-0 F8		1-0 L9			4 0 1 0 0 0 2
Randy Winn, S OBP: 0.370, SLG: 0.395 (1, 7) C X	0-1 FC4-6 FC5-4 1-2f		0-3 K		1-0 F8			0-1 E1 1B		4 0 0 0 0 1 2
Raul Ibanez, L OBP: 0.370, SLG: 0.487 (1, 10) SAFE X	0-0 F8		2-2 G5-4-3 1B			0-0 7 1B 2B		0-0 P4		4 0 2 0 0 0 2
Richie Sexson, R OBP: 0.351, SLG: 0.502 (1, 3) B X	1-0 FC5-4 1-2f		0-0 G5-4-3 1-2f		1-1 G5-3			0-0 FC6-4 1B		4 0 1 0 0 0 3
7 Jeremy Reed, L OBP: 0.342, SLG: 0.376 (1, 8) C X		0-1 2B E 1B		0-0 FC9-6 1B		0-1 G6-4-3 1B		2-2 F9		4 1 3 0 0 0 2
Bret Boone, R OBP: 0.298, SLG: 0.381 (1, 4) SAFE X		2-1 E 12 SF9 2B		1-2 FC9-6 CS 1-2f		1-0 G6-4-3 1-2f		2-1 FC6-4 1-2f		4 1 1 0 0 0 5
Dave Hansen, L OBP: 0.167, SLG: 0.375 (1, 5) B X		1-0 E1 51 S 2-3 3-H		1-3 K 1-2			3-2 HR			3 1 1 2 0 1 2
12 Michael Morse, R OBP: 0.400, SLG: 0.400 (1, 6) SAFE X		1-2 SF9			2-1 SH3-4 1B		1-1 G6-3			2 0 1 1 0 0 0
Pat Borders, R OBP: 0.273, SLG: 0.317 (1, 2) SAFE X		1-1 F7			0-0 SH3-4 1-2		0-1 G6-3			2 0 0 0 0 0 1

Inning Stats	R: 0 E: 0 K: 0 S: 6	H: 1 LOB: 1 BB: 0 P: 7	R: 2 E: 1 K: 0 S: 12	H: 2 LOB: 1 BB: 0 P: 18	R: 0 E: 0 K: 1 S: 7	H: 1 LOB: 0 BB: 0 P: 9	R: 0 E: 0 K: 1 S: 8	H: 1 LOB: 0 BB: 0 P: 10	R: 0 E: 0 K: 0 S: 5	H: 1 LOB: 1 BB: 0 P: 9	R: 0 E: 0 K: 0 S: 6	H: 2 LOB: 1 BB: 0 P: 8	R: 1 E: 0 K: 0 S: 8	H: 1 LOB: 0 BB: 0 P: 13	R: 0 E: 1 K: 0 S: 9	H: 1 LOB: 2 BB: 0 P: 13	1B: 7 2B: 2 3B: 0 HR: 1	SF: 1 SAC: 1 DP: 2 HBP: 0	WP: 0 PB: 0 SB: 1 CS: 1	PA: 33 ERA WHIP
PITCHER 21 Jon Lieber, R ERA: 4.5 (1, 1)	IP 8.0 WLS L BF 33 H 10 R 3 ER 3 SO 2 BB 0 IBB 0 HBP 0 BLK 0 WP 0 HR 1 S 61 P 87 ERA 3.38 WHIP 1.250																			

BOTTOM

Philadelphia Phillies @ Seattle Mariners
Safeco Field, Seattle, WA

Tue Jun 14 2005, 7:05 PM PDT
Att. 26,818 - Partly Cloudy - 61 F

livebaseballscorecards.com

AB	31
R	3
H	10
RBI	3
BB	0
SO	2
LOB	19



Batter	1	2	3	4	5	6	7	8	9	AB R H RBI BB SO LOB	TOP											
11 Jimmy Rollins, S OBP: 0.303, SLG: 0.380 (1, 6)	1-1 1B S		2-2 F8		3-3 K		1-1 L9			4 1 1 0 0 1 1												
Kenny Lofton, L OBP: 0.454, SLG: 0.474 (1, 8)	2-2 F7 1-2		0-0 FC4-6 1B 1-2f		1-0 S 1B		2-2 G6-3			4 0 1 0 0 0 2												
Bobby Abreu, L OBP: 0.442, SLG: 0.582 (1, 9)	0-0 2-H 1B		2-1 1-2 1B		1-2 S 1B		1-1 G5-3			4 0 3 1 0 0 0												
Pat Burrell, R OBP: 0.409, SLG: 0.561 (1, 7)	2-3 K		1-3 K		4-2 1-2 2-3 BB			3-3 K		3 0 0 0 1 3 3												
Jim Thome, L OBP: 0.369, SLG: 0.356 (1, 10)	0-1 G4-3			4-1 G6-4-3 26 1B BB		1-0 F8		1-1 G1		3 0 0 0 1 0 4												
26 Chase Utley, L OBP: 0.383, SLG: 0.555 (1, 4)		3-1 F9		0-2 G6-4-3 1B		2-2 2B		3-3 K		4 0 2 0 0 1 0												
David Bell, R OBP: 0.320, SLG: 0.351 (1, 5)		0-1 P4		2-1 G6-4-3 1-2f 2-3		1-2 G5-3			0-1 G5-3	4 0 0 0 0 0 3												
Mike Lieberthal, R OBP: 0.330, SLG: 0.404 (1, 2)		1-1 G6-3		1-0 G4-3		2-2 G6-3			3-3 K	4 0 0 0 0 1 2												
Ramon Martinez, R OBP: 0.292, SLG: 0.279 (1, 3)			3-2 FC4-6 1B		1-2 G6-3		1-2 F9		0-2 P4	4 0 1 0 0 0 1												
Inning Stats	R: 1 E: 0 K: 1 S: 12	H: 2 LOB: 1 BB: 0 P: 16	R: 0 E: 0 K: 0 S: 6	H: 0 LOB: 0 BB: 0 P: 10	R: 0 E: 0 K: 1 S: 13	H: 2 LOB: 2 BB: 0 P: 21	R: 0 E: 0 K: 0 S: 7	H: 1 LOB: 1 BB: 1 P: 14	R: 0 E: 0 K: 1 S: 14	H: 2 LOB: 3 BB: 1 P: 25	R: 0 E: 0 K: 0 S: 16	H: 1 LOB: 1 BB: 0 P: 22	R: 0 E: 0 K: 0 S: 7	H: 0 LOB: 0 BB: 0 P: 11	R: 0 E: 0 K: 2 S: 8	H: 0 LOB: 0 BB: 0 P: 15	R: 0 E: 0 K: 1 S: 8	H: 0 LOB: 0 BB: 0 P: 11	1B: 7 2B: 1 3B: 0 HR: 0	SF: 0 SAC: 0 DP: 1 HBP: 0	WP: 0 PB: 0 SB: 3 CS: 0	PA: 36
PITCHER	IP WLS BF H R ER SO BB IBB HBP BLK WP HR S P ERA WHIP																					
Aaron Sele, R ERA: 3.79 (1, 1)	6.0 W 27 8 1 1 3 2 0 0 0 0 0 0 68 108 1.50 1.667																					
Ron Villone, L ERA: 3.47 (7, 1)	2.0 H 6 0 0 0 2 0 0 0 0 0 0 0 15 26 0.00 0.000																					
Jeff Nelson, R ERA: 2.91 (9, 1)	1.0 3 0 0 0 1 0 0 0 0 0 0 0 8 11 0.00 0.000																					

Philadelphia Phillies @ Seattle Mariners
Safeco Field, Seattle, WA
Wed Jun 15 2005, 7:05 PM PDT
Att. 26,019 - Overcast - 66 F

livebaseballscorecards.com

AB	34
R	1
H	8
RBI	1
BB	2
SO	6
LOB	16



Batter	1	2	3	4	5	6	7	8	9	AB R H RBI BB SO LOB
51 Ichiro Suzuki, L OBP: 0.338, SLG: 0.411 (1, 9)	3-2 HR		2-2 G6-3 HR		2-0 F8	0-2 FC4-6 1-2f		1-2 E4 1-2		5 1 1 1 0 0 3
Randy Winn, S OBP: 0.371, SLG: 0.405 (1, 7)	4-2 FC3-6 BB		1-0 HR		0-0 G6-3		1-3 K	2-3 K		4 1 1 1 1 2 2
Raul Ibanez, L OBP: 0.371, SLG: 0.485 (1, 10)	2-1 FC3-6 2B 7 SF9 1-2f		0-0 G4-3		3-1 HBP 1B		1-0 G1-3 1B	1-2 F7		5 1 2 0 0 0 3
Richie Sexson, R OBP: 0.357, SLG: 0.509 (1, 3)	1-0 2B		1-0 7 BB 1B		3-1 HBP		2-2 G1-3			3 0 2 0 0 0 1
7 Jeremy Reed, L OBP: 0.341, SLG: 0.372 (1, 8)	2-0 SF9		4-1 FC5-4 BB		2-3 K2-3		1-1 G4-3			2 0 0 1 1 1 3
Bret Boone, R OBP: 0.294, SLG: 0.374 (1, 4)	1-1 L9		0-0 FC5-4		0-1 P4		3-3 K			4 0 0 0 0 1 3
Dave Hansen, L OBP: 0.227, SLG: 0.333 (1, 5)		1-2 F9		1-1 F9		4-2 FC6-4 12 1B BB		4-2 12 HR BB		2 1 0 0 2 0 0
12 Michael Morse, R OBP: 0.455, SLG: 0.526 (1, 6)		4-2 CS BB		2-1 L5-3 1B		1 SAFE 1 SAFE 3-2 FC6-4 1-2 1B		1-0 1-H HR		3 1 3 2 1 0 0
Pat Borders, R OBP: 0.271, SLG: 0.311 (1, 2)		1 SAFE 3-3 K		0-0 L5-3		S X 0-1 FC6-4 51 FC4-6 1-2f 2-3		0-2 51 E 1B		4 0 1 0 0 1 4

Inning Stats	R: 2	H: 2	E: 0	K: 0	S: 13	LOB: 1	BB: 1	P: 26	R: 0	H: 0	E: 0	K: 1	S: 10	LOB: 0	BB: 1	P: 18	R: 1	H: 2	E: 0	K: 0	S: 8	LOB: 2	BB: 1	P: 16	R: 0	H: 1	E: 0	K: 0	S: 5	LOB: 0	BB: 0	P: 8	R: 0	H: 1	E: 0	K: 1	S: 8	LOB: 2	BB: 0	P: 18	R: 0	H: 1	E: 0	K: 0	S: 12	LOB: 2	BB: 1	P: 19	R: 0	H: 1	E: 0	K: 1	S: 9	LOB: 1	BB: 0	P: 14	R: 2	H: 2	E: 1	K: 2	S: 20	LOB: 2	BB: 1	P: 32
--------------	------	------	------	------	-------	--------	-------	-------	------	------	------	------	-------	--------	-------	-------	------	------	------	------	------	--------	-------	-------	------	------	------	------	------	--------	-------	------	------	------	------	------	------	--------	-------	-------	------	------	------	------	-------	--------	-------	-------	------	------	------	------	------	--------	-------	-------	------	------	------	------	-------	--------	-------	-------


PITCHER	IP	WLS	BF	H	R	ER	SO	BB	IBB	HBP	BLK	WP	HR	S	P	ERA	WHIP
Vicente Padilla, R ERA: 6.23 (1, 1)	5.2	L	27	7	3	3	2	4	0	0	0	0	2	53	102	4.76	1.941
Rheal Cormier, L ERA: 4.79 (6, 1)	1.1		5	1	0	0	1	0	0	0	0	0	0	12	17	0.00	0.750
63 Ryan Madson, R ERA: 3.75 (8, 1)	0.2		6	2	2	2	2	1	0	0	0	0	1	17	28	27.00	4.500
Aaron Fultz, L ERA: 2.82 (8, 1)	0.1		1	0	0	0	0	0	0	0	0	0	0	3	4	0.00	0.000

BOTTOM

Philadelphia Phillies @ Seattle Mariners
Safeco Field, Seattle, WA
 Wed Jun 15 2005, 7:05 PM PDT
 Att: 26,019 - Overcast - 66 F

AB	32
R	5
H	10
RBI	5
BB	5
SO	5
LOB	19

livebaseballscorecards.com



1B: 6	SF: 1	WP: 0	PA: 39
2B: 2	SAC: 0	PB: 0	
3B: 0	DP: 1	SB: 0	
HR: 3	HBP: 1	CS: 1	

Batter	1	2	3	4	5	6	7	8	9	10	11	12	13	AB R H RBI BB SO LOB	TOP									
11 Jimmy Rollins, S OBP: 0.314, SLG: 0.400	(1, 6) G4-1 1B		2-2 G4-3			2-2 F7 1B WP		1-0 CS 1B		1-0 2B			1-0 SF9 3B	6 2 5 0 0 0 0	Philadelphia Phillies @ Seattle Mariners Safeco Field, Seattle, WA Thu Jun 16 2005, 7:05 PM PDT Att. 27,162 - Roof Closed - 66 F									
Kenny Lofton, L OBP: 0.456, SLG: 0.471	(1, 8) F7			2-1 L6		3-1 G4-3 1B WP		3-2 E 1B		0-3 K			4-0 SF9 1B IBB	5 1 2 0 1 1 2										
Bobby Abreu, L OBP: 0.443, SLG: 0.578	(1, 10) G4-1			1-1 FC4-6 1B		3-1 F7		3-2 E8 1B					4-0 IBB	5 0 2 0 1 0 3										
Jim Thome, L OBP: 0.366, SLG: 0.349 Tomas Perez, S OBP: 0.321, SLG: 0.296	(1, 3) G4-3			2-2 FC4-6 1-2f FC6-4		1-0 G4-3		4-1 SH1-4 BB					1-0 SF9	3 0 0 0 1 0 3 1 0 0 1 0 1 0										
Jason Michaels, R OBP: 0.389, SLG: 0.383	(1, 9)		2-1 F8		2-0 FC6-4		2-1 L7		1-0 SH1-4				1-0 P6	5 0 0 0 0 1 4										
26 Chase Utley, L OBP: 0.383, SLG: 0.551	(1, 4) P6		1-0 P6			1-2 G4-6-3 1B		0-1 SH1-4 K2-3-1 1B		0-3 K			0-0 P6	5 0 2 0 0 1 2										
David Bell, R OBP: 0.315, SLG: 0.345	(1, 5) F7		0-1 F7			1-1 G4-6-3 1-2f		0-0 SH1-4		2-1 G4-3			1-3 K	4 0 0 0 0 1 3										
Mike Lieberthal, R OBP: 0.326, SLG: 0.398	(1, 2) F8		0-0 F8			2-2 1B		1-3 K2-3-1 2-Hf					0-0 P6	5 0 1 0 0 1 1										
Endy Chavez, L OBP: 0.250, SLG: 0.255	(1, 7) G3		0-2 G3			3-2 G4-3		2-2 L1					0-2 G4-3	5 0 0 0 0 0 1										
Inning Stats	R: 0 E: 0 K: 0 S: 13	H: 1 LOB: 1 BB: 0 P: 17	R: 0 E: 0 K: 0 S: 5	H: 0 LOB: 0 BB: 0 P: 8	R: 0 E: 0 K: 0 S: 11	H: 0 LOB: 0 BB: 0 P: 13	R: 0 E: 0 K: 0 S: 8	H: 1 LOB: 1 BB: 0 P: 15	R: 0 E: 0 K: 0 S: 13	H: 2 LOB: 1 BB: 0 P: 20	R: 1 E: 0 K: 1 S: 10	H: 2 LOB: 1 BB: 0 P: 21	R: 0 E: 0 K: 1 S: 7	H: 0 LOB: 2 BB: 1 P: 14		R: 0 E: 0 K: 2 S: 9	H: 0 LOB: 0 BB: 0 P: 14	R: 0 E: 0 K: 1 S: 6	H: 0 LOB: 0 BB: 0 P: 7	R: 1 E: 0 K: 0 S: 6	H: 1 LOB: 2 BB: 2 P: 17	1B: 10 2B: 2 3B: 1 HR: 0	SF: 1 SAC: 2 DP: 2 HBP: 0	WP: 1 PA: 50 PB: 0 SB: 0 CS: 1
PITCHER	IP WLS BF H R ER SO BB IBB HBP BLK WP HR S P ERA WHIP															IP WLS BF H R ER SO BB IBB HBP BLK WP HR S P ERA WHIP								
Joel Pineiro, R ERA: 5.69	(1, 1) 7.0																							
Ron Villone, L ERA: 3.33	(8, 1) 1.0																							
20 J.J. Putz, R ERA: 3.09	(9, 1) 2.0																							
Eddie Guardado, L ERA: 1.44	(11, 1) 1.0																							
40 Julio Mateo, R ERA: 3.19	(12, 1) 2.0	L																						

livebaseballscorecards.com

AB	44
R	3
H	12
RBI	1
BB	3
SO	6
LOB	19



Batter	1	2	3	4	5	6	7	8	9	10	11	12	13	AB R H RBI BB SO LOB
51 Ichiro Suzuki, L OBP: 0.341, SLG: 0.410 (1, 9)	0-0 G1-3 1B		1-0 F7		2-1 1B		1-1 FC4-6		4-0 G2-3 IBB		1-1 G4-3			5 0 2 0 1 0 1
Randy Winn, S OBP: 0.370, SLG: 0.401 (1, 7)	2-1 G1-3 1-2		0-1 1B		1-3 K		0-2 G5-3		0-2 G2-3 1-2 2-3			4-0 BB		5 0 1 0 1 1 5
Raul Ibanez, L OBP: 0.370, SLG: 0.492 (1, 10)	3-2 P5		0-1 L9		0-2 G1-3		1-1 HR		4-0 IBB			0-3 K		5 1 1 1 1 1 4
Richie Sexson, R OBP: 0.349, SLG: 0.495 (1, 3)	2-0 L9		0-3 K			0-0 G5-3		0-3 K				1-3 K		6 0 0 0 0 4 6
7 Jeremy Reed, L OBP: 0.332, SLG: 0.361 (1, 8)		0-0 G6-3		3-1 F7		3-1 F7		0-1 G4-3		2-2 G6-3		2-1 G4-3		6 0 0 0 0 0 1
Bret Boone, R OBP: 0.298, SLG: 0.372 (1, 4)		1-3 K		4-2 BB		1-1 1B		4-2 BB		2-3 K			0-3 K	4 0 1 0 2 3 0
Dave Hansen, L OBP: 0.259, SLG: 0.318 (1, 5)		0-0 12 2B		4-2 BB		2-3 K		2-3 K		1-3 K			1-1 G6-3	4 1 1 0 1 3 2 1 0 0 0 0 0 0
16 Willie Bloomquist, R OBP: 0.262, SLG: 0.271 (13, PH)				1-2 BB				1-2 K						
12 Michael Morse, R OBP: 0.480, SLG: 0.558 (1, 6)	3-2 2B		1-1 G6-4-3		4-1 51 FC4-6 BB			1-1 SH3-4 1B			0-0 G4-3		2-2 1B	5 0 3 1 1 0 2
30 René Rivera, R OBP: 0.375, SLG: 0.435 (1, 2)	1-2 G5-3			1-2 51 1B BB			0-0 B5		1-0 SH3-4		2-2 G6-3		3-3 K	4 0 0 0 1 1 3


Inning Stats	R: 0	E: 0	K: 0	S: 8	H: 1	LOB: 1	BB: 0	P: 15	R: 1	E: 0	K: 1	S: 12	H: 2	LOB: 1	BB: 0	P: 17	R: 0	E: 0	K: 1	S: 9	H: 1	LOB: 1	BB: 0	P: 10	R: 0	E: 0	K: 0	S: 10	H: 0	LOB: 0	BB: 2	P: 22	R: 0	E: 0	K: 1	S: 16	H: 1	LOB: 1	BB: 0	P: 23	R: 0	E: 0	K: 0	S: 7	H: 0	LOB: 0	BB: 1	P: 12	R: 1	E: 0	K: 2	S: 13	H: 1	LOB: 1	BB: 1	P: 20	R: 0	E: 0	K: 1	S: 9	H: 1	LOB: 3	BB: 2	P: 19	R: 0	E: 0	K: 2	S: 9	H: 0	LOB: 0	BB: 0	P: 14	R: 0	E: 0	K: 0	S: 6	H: 0	LOB: 0	BB: 0	P: 9	R: 0	E: 0	K: 2	S: 13	H: 0	LOB: 1	BB: 1	P: 16	R: 0	E: 0	K: 2	S: 13	H: 1	LOB: 1	BB: 0	P: 19	1B: 7	2B: 1	3B: 0	HR: 1	SF: 0	SAC: 1	DP: 1	HBP: 0	WP: 0	PA: 54
--------------	------	------	------	------	------	--------	-------	-------	------	------	------	-------	------	--------	-------	-------	------	------	------	------	------	--------	-------	-------	------	------	------	-------	------	--------	-------	-------	------	------	------	-------	------	--------	-------	-------	------	------	------	------	------	--------	-------	-------	------	------	------	-------	------	--------	-------	-------	------	------	------	------	------	--------	-------	-------	------	------	------	------	------	--------	-------	-------	------	------	------	------	------	--------	-------	------	------	------	------	-------	------	--------	-------	-------	------	------	------	-------	------	--------	-------	-------	-------	-------	-------	-------	-------	--------	-------	--------	-------	--------

PITCHER	IP	WLS	BF	H	R	ER	SO	BB	IBB	HBP	BLK	WP	HR	S	P	ERA	WHIP
39 Brett Myers, R ERA: 2.19 (1, 1)	6.1		27	6	1	1	4	4	0	0	0	0	0	65	107	1.42	1.579
Rheal Cormier, L ERA: 5.06 (7, 1)	0.2		3	1	1	1	0	0	0	0	0	0	1	7	9	13.50	1.500
Ugueth Urbina, R ERA: 3.52 (8, 1)	1.0		4	0	0	0	2	1	0	0	0	0	0	11	17	0.00	1.000
63 Ryan Madson, R ERA: 3.55 (9, 1)	2.0		9	1	0	0	3	0	2	0	0	0	0	18	33	0.00	0.500
Geoff Geary, R ERA: 4.42 (11, 1)	2.0	W	7	0	0	0	2	1	0	0	0	0	0	15	25	0.00	0.500
PITCHER	IP	WLS	BF	H	R	ER	SO	BB	IBB	HBP	BLK	WP	HR	S	P	ERA	WHIP
Billy Wagner, L ERA: 2.56 (13, 1)	1.0		4	1	0	0	2	0	0	0	0	0	0	13	19	0.00	1.000

Philadelphia Phillies @ Seattle Mariners
Safeco Field, Seattle, WA
 Thu Jun 16 2005, 7:05 PM PDT
 Att: 27,162 - Roof Closed - 66 F

livebaseballscorecards.com

AB	45
R	2
H	9
RBI	2
BB	8
SO	13
LOB	24



Batter	1	2	3	4	5	6	7	8	9	AB R H RBI BB SO LOB	TOP											
11 Jimmy Rollins, S (1, 6) OBP: 0.312, SLG: 0.398	1-2 F7		1-3 K			0-1 P2	2-0 SF8		0-0 1B	4 0 1 1 0 1 0												
Jason Michaels, R (1, 8) OBP: 0.389, SLG: 0.379	4-1 BB			0-3 K		1-1 G1-3	1-1 1B	3-2 1B	3-2 P4	4 0 1 0 1 1 1												
Bobby Abreu, L (1, 9) OBP: 0.439, SLG: 0.570	2-3 K			2-2 G4-3		3-2 F7	2-2 1B		3-2 F7	5 0 1 0 0 1 2												
Pat Burrell, R (1, 7) OBP: 0.407, SLG: 0.555	2-3 K			2-1 G5-3			1-2 1B			4 1 1 0 0 2 3												
Jim Thome, L (1, 10) OBP: 0.364, SLG: 0.346		1-2 G5-3			1-3 K		1-0 1B	2-3 K		4 1 1 0 0 2 0												
David Bell, R (1, 5) OBP: 0.321, SLG: 0.349		2-3 K			4-2 26 2B FC1-5		2-2 26 2B 1B	1-2 26 FC3-6 1B		3 2 2 0 1 1 0												
26 Chase Utley, L (1, 4) OBP: 0.385, SLG: 0.560		2-2 F7			2-0 FC1-5 2B		2-0 2B	1-0 FC3-6		4 1 2 1 0 0 1												
Todd Pratt, R (1, 2) OBP: 0.306, SLG: 0.409			3-3 K		1-1 FC1-5 FC6-4		3-1 1B	0-0 P3		4 1 1 3 0 1 2												
Tomas Perez, S (1, 3) OBP: 0.317, SLG: 0.293			0-0 F8		2-2 FC6-4		0-0 1B		0-0 G4-3	4 0 1 0 0 0 1												
Inning Stats	R: 0 E: 0 K: 2 S: 10	H: 0 LOB: 1 BB: 1 P: 19	R: 0 E: 0 K: 1 S: 11	H: 0 LOB: 0 BB: 0 P: 16	R: 0 E: 0 K: 2 S: 7	H: 0 LOB: 0 BB: 0 P: 11	R: 0 E: 0 K: 1 S: 10	H: 0 LOB: 0 BB: 0 P: 14	R: 1 E: 0 K: 1 S: 13	H: 1 LOB: 1 BB: 1 P: 23	R: 0 E: 0 K: 0 S: 8	H: 0 LOB: 0 BB: 0 P: 12	R: 5 E: 0 K: 1 S: 18	H: 8 LOB: 2 BB: 0 P: 32	R: 0 E: 0 K: 1 S: 9	H: 1 LOB: 1 BB: 0 P: 13	R: 0 E: 0 K: 0 S: 8	H: 1 LOB: 1 BB: 0 P: 14	1B: 8 2B: 3 3B: 0 HR: 0	SF: 1 SAC: 0 DP: 0 HBP: 0	WP: 1 PB: 0 SB: 0 CS: 0	PA: 39
PITCHER	IP WLS BF H R ER SO BB IBB HBP BLK WP HR S P ERA WHIP																					
Barry Zito, L (1, 1) ERA: 4.66	6.0 L 25 5 5 5 7 2 0 0 0 1 0 65 106 7.50 1.167																					
50 Kiko Calero, R (7, 1) ERA: 6.59	1.0 6 4 1 1 1 0 0 0 0 0 0 12 21 9.00 4.000																					
47 Ron Flores, L (8, 1) ERA:	1.0 4 1 0 0 1 0 0 0 0 0 0 9 13 0.00 1.000																					
46 Santiago Casilla, R (9, 1) ERA:	1.0 4 1 0 0 0 0 0 0 0 0 0 8 14 0.00 1.000																					

Philadelphia Phillies @ Oakland Athletics
 McAfee Coliseum, Oakland, CA
 Fri Jun 17 2005, 10:05 PM EDT
 Att. 15,601 - Partly Cloudy - 62 F

livebaseballscorecards.com

AB	36
R	6
H	11
RBI	5
BB	2
SO	9
LOB	10



Batter	1	2	3	4	5	6	7	8	9	AB R H RBI BB SO LOB
Jason Kendall, R OBP: 0.331, SLG: 0.291 (1, 2)	0-1 1B 1B		1-2 21 G3-6-3 1B		1-1 G6-3			1-2 G4-3		4 0 2 0 0 0 1
21 Mark Kotsay, L OBP: 0.338, SLG: 0.401 (1, 8)	1-0 F9		0-1 G3-6-3 1-2f			4-1 3 FC6-4 BB		0-2 F7		3 0 0 0 1 0 2
3 Eric Chavez, L OBP: 0.311, SLG: 0.414 (1, 5)	2-2 F8		0-0 G5-3			1-1 7 FC6-4 BB 1-2f		4-0 2B BB		3 1 0 0 1 0 2
Scott Hatteberg, L OBP: 0.350, SLG: 0.378 (1, 10)	3-2 1-2 1B			1-2 G4-3		4-1 7 G5-3 BB 1-2		2-1 1-H 2B		3 0 2 1 1 0 0
7 Bobby Crosby, R OBP: 0.369, SLG: 0.533 (1, 6)	1-1 F7			2-0 L5		2-2 G5-3 1-2 2-3		3-3 K		4 0 0 0 0 1 5
29 Dan Johnson, L OBP: 0.328, SLG: 0.309 (1, 3)				2-0 F8		0-3 K		1-1 G4-3		4 0 1 0 0 1 2
23 Bobby Kielty, S OBP: 0.398, SLG: 0.395 (1, 7)								2-2 G3		3 0 0 0 1 0 1
Nick Swisher, S OBP: 0.295, SLG: 0.348 (1, 9)								3-1 G4-3		4 0 0 0 0 1 2
Marco Scutaro, R OBP: 0.325, SLG: 0.370 (1, 4)										3 0 0 0 0 0 2

Inning Stats	R: 0	H: 2	E: 0	K: 14	S: 14	LOB: 2	BB: 0	P: 21	R: 0	H: 1	E: 0	K: 10	S: 10	LOB: 1	BB: 0	P: 15	R: 0	H: 1	E: 0	K: 6	S: 6	LOB: 0	BB: 0	P: 7	R: 0	H: 0	E: 0	K: 5	S: 5	LOB: 0	BB: 0	P: 10	R: 0	H: 0	E: 0	K: 7	S: 7	LOB: 1	BB: 1	P: 14	R: 0	H: 0	E: 0	K: 10	S: 10	LOB: 2	BB: 2	P: 21	R: 0	H: 0	E: 0	K: 6	S: 6	LOB: 0	BB: 0	P: 10	R: 1	H: 1	E: 0	K: 11	S: 11	LOB: 1	BB: 1	P: 21	R: 0	H: 0	E: 0	K: 7	S: 7	LOB: 0	BB: 0	P: 13	1B: 3	2B: 2	3B: 0	HR: 0	SF: 0	SAC: 0	DP: 1	HBP: 0	WP: 0	PB: 0	SB: 0	CS: 0	PA: 35
--------------	------	------	------	-------	-------	--------	-------	-------	------	------	------	-------	-------	--------	-------	-------	------	------	------	------	------	--------	-------	------	------	------	------	------	------	--------	-------	-------	------	------	------	------	------	--------	-------	-------	------	------	------	-------	-------	--------	-------	-------	------	------	------	------	------	--------	-------	-------	------	------	------	-------	-------	--------	-------	-------	------	------	------	------	------	--------	-------	-------	-------	-------	-------	-------	-------	--------	-------	--------	-------	-------	-------	-------	--------

PITCHER	IP	WLS	BF	H	R	ER	SO	BB	IBB	HBP	BLK	WP	HR	S	P	ERA	WHIP
Robinson Tejeda, R ERA: 2.18 (1, 1)	5.2	W	23	4	0	0	1	3	0	0	0	0	0	49	85	0.00	1.235
Rheal Cormier, L ERA: 4.76 (6, 1)	1.1	H	4	0	0	0	1	0	0	0	0	0	0	9	13	0.00	0.000
Aaron Fultz, L ERA: 3.09 (8, 1)	1.0		5	1	1	1	1	1	0	0	0	0	0	11	21	9.00	2.000
Geoff Geary, R ERA: 4.19 (9, 1)	1.0		3	0	0	0	0	0	0	0	0	0	0	7	13	0.00	0.000


BOTTOM

Philadelphia Phillies @ Oakland Athletics
McAfee Coliseum, Oakland, CA

Fri Jun 17 2005, 10:05 PM EDT
Att. 15,601 - Partly Cloudy - 62 F

livebaseballscorecards.com

AB	31
R	1
H	5
RBI	1
BB	4
SO	3
LOB	17



Batter	1	2	3	4	5	6	7	8	9	AB R H RBI BB SO LOB	TOP		
11 Jimmy Rollins, S OBP: 0.318, SLG: 0.413 (1, 6) B X	1-0 HR		0-0 1B		2-0 1B		1-1 G5-3			4 1 3 1 0 0 1			
Kenny Lofton, L OBP: 0.457, SLG: 0.472 (1, 8) C X	0-1 G4-6-3 1B		2-2 G6-3		1-0 1B		3-2 F7			4 0 2 0 0 0 2			
Bobby Abreu, L OBP: 0.440, SLG: 0.566 (1, 10) C X 1 SAFE	0-1 G4-6-3 1-2f			4-1 2B BB	4-1 1B IBB			2-1 G4-3		2 0 0 0 2 0 1			
Pat Burrell, R OBP: 0.401, SLG: 0.545 (1, 7) B X	1-0 G6-3			1-0 F7	0-0 F8			1-2 L1		4 0 0 0 0 0 4			
Jim Thome, L OBP: 0.372, SLG: 0.358 (1, 3) B B B B		4-0 26 G3-6 BB		2-1 1-H 2B		0-1 26 FC4-6 1B		2-3 K		3 0 2 0 1 1 0			
26 Chase Utley, L OBP: 0.383, SLG: 0.551 (1, 4) X		0-0 G3-6 1-2f		4-0 IBB		1-0 FC4-6 F8-3 1-2f		0-3 K		3 0 0 0 1 1 2			
Jason Michaels, R OBP: 0.379, SLG: 0.367 (1, 9) B B C C X		2-1 L5		2-2 G5-3		1-1 F8-3 1-1		2-1 G6-3		4 0 0 0 0 0 3			
Mike Lieberthal, R OBP: 0.330, SLG: 0.406 (1, 2) B F B B X			3-1 FC1-6-5 2B		0-0 F8		1-2 SH1-3 1B		1-2 P4		4 0 2 0 0 0 0		
Ramon Martinez, R OBP: 0.284, SLG: 0.270 (1, 5) L B X			1-1 FC1-6-5-4 2-3		2-2 F9		0-1 SH1-3			2 0 0 0 0 0 1			
Inning Stats	R: 1 H: 2 E: 0 LOB: 0 K: 0 BB: 0 S: 6 P: 8	R: 0 H: 0 E: 0 LOB: 0 K: 0 BB: 1 S: 3 P: 9	R: 0 H: 2 E: 0 LOB: 1 K: 0 BB: 0 S: 9 P: 14	R: 0 H: 1 E: 0 LOB: 2 K: 0 BB: 2 S: 8 P: 21	R: 0 H: 2 E: 0 LOB: 3 K: 0 BB: 1 S: 8 P: 17	R: 0 H: 1 E: 0 LOB: 0 K: 0 BB: 0 S: 5 P: 7	R: 0 H: 1 E: 0 LOB: 1 K: 0 BB: 0 S: 11 P: 16	R: 0 H: 0 E: 0 LOB: 0 K: 1 BB: 0 S: 9 P: 15	R: 0 H: 0 E: 0 LOB: 0 K: 1 BB: 0 S: 9 P: 12	1B: 6 SF: 0 2B: 4 SAC: 1 3B: 0 DP: 4 HR: 1 HBP: 0	WP: 0 PA: 35 PB: 0 SB: 3 CS: 0		
PITCHER	IP WLS BF H R ER SO BB IBB HBP BLK WP HR S P ERA WHIP											PITCHER	IP WLS BF H R ER SO BB IBB HBP BLK WP HR S P ERA WHIP
Kirk Saarloos, R ERA: 4.34 (1, 1)	6.1 W 27 9 1 1 0 2 2 0 0 0 1 44 82 1.42 1.737												
Ricardo Rincon, L ERA: 2.79 (7, 1)	2.0 H 6 0 0 0 2 0 0 0 0 0 0 0 19 28 0.00 0.000												
58 Justin Duchschere, R ERA: 1.6 (9, 1)	0.2 S 2 0 0 0 0 0 0 0 0 0 0 0 6 9 0.00 0.000												

Philadelphia Phillies @ Oakland Athletics
 McAfee Coliseum, Oakland, CA
 Sat Jun 18 2005, 3:15 PM EDT
 Att: 20,332 - Partly Cloudy - 63 F

livebaseballscorecards.com

AB	30
R	1
H	9
RBI	1
BB	4
SO	2
LOB	14



Batter	1	2	3	4	5	6	7	8	9	AB R H RBI BB SO LOB
Jason Kendall, R OBP: 0.330, SLG: 0.290 (1, 2)	0-1 21 CS 1B		1-1 F9		1-1 G6-3			1-1 G5-3		4 0 1 0 0 0 0
21 Mark Kotsay, L OBP: 0.337, SLG: 0.396 (1, 8)	1-3 1-2		1-0 F8		4-0 7 E 7 S BB			0-0 F7		3 0 0 0 1 1 1
7 Bobby Crosby, R OBP: 0.377, SLG: 0.524 (1, 6)	3-1 G1-3			0-1 3 2B 1B	2-2 G5-3			2-0 3 E HBP		3 1 1 0 0 0 1
3 Eric Chavez, L OBP: 0.310, SLG: 0.415 (1, 5)		1-0 G3-1		0-0 1B 29 SF9 2B		2-1 G3-1		1-0 E6		4 1 1 0 0 0 1
Scott Hatteberg, L OBP: 0.353, SLG: 0.377 (1, 10)		4-2 1B BB		3-2 2-3 3-H 1B		0-2 G6-3		2-0 F8		3 0 1 1 1 0 2
Eric Byrnes, R OBP: 0.333, SLG: 0.456 (1, 7)		1-2 1-2 1B		1-1 P6		0-2 F8				3 0 1 0 0 0 2
29 Dan Johnson, L OBP: 0.313, SLG: 0.298 (1, 3)		2-1 F8		3-2 SF9			2-0 G1-3			2 0 0 1 0 0 2
23 Bobby Kielty, S OBP: 0.391, SLG: 0.387 (1, 9)		2-2 G4-3		0-2 3-H G4-3			2-3 K			3 0 0 0 0 1 3
Marco Scutaro, R OBP: 0.321, SLG: 0.365 (1, 4)			2-1 F8		1-0 P6		0-1 G5-3			3 0 0 0 0 0 0

Inning Stats	R: 0 E: 0 K: 1 S: 7	H: 1 LOB: 0 BB: 0 P: 11	R: 0 E: 0 K: 0 S: 11	H: 1 LOB: 2 BB: 1 P: 21	R: 0 E: 0 K: 0 S: 5	H: 0 LOB: 0 BB: 0 P: 9	R: 2 E: 0 K: 0 S: 14	H: 3 LOB: 1 BB: 0 P: 21	R: 0 E: 0 K: 0 S: 6	H: 0 LOB: 1 BB: 1 P: 14	R: 0 E: 0 K: 0 S: 8	H: 0 LOB: 0 BB: 0 P: 10	R: 0 E: 1 K: 0 S: 5	H: 0 LOB: 2 BB: 0 P: 11	1B: 4 2B: 1 3B: 0 HR: 0	SF: 1 SAC: 0 DP: 0 HBP: 1	
PITCHER	IP	WLS	BF	H	R	ER	SO	BB	IBB	HBP	BLK	WP	HR	S	P	ERA	WHIP
Cory Lidle, R ERA: 4.02 (1, 1)	7.2	L	30	5	2	2	2	2	2	0	0	0	0	60	102	2.35	0.913
Rheal Cormier, L ERA: 4.7 (8, 1)	0.1		2	0	0	0	0	0	0	0	0	0	0	2	5	0.00	0.000

BOTTOM

Philadelphia Phillies @ Oakland Athletics
 McAfee Coliseum, Oakland, CA

Sat Jun 18 2005, 3:15 PM EDT
 Att. 20,332 - Partly Cloudy - 63 F

livebaseballscorecards.com

AB	28
R	2
H	5
RBI	2
BB	2
SO	2
LOB	12



WP: 0	PA: 32
PB: 0	
SB: 1	
CS: 1	

Batter	1	2	3	4	5	6	7	8	9	AB R H RBI BB SO LOB	TOP		
11 Jimmy Rollins, S (1, 6) OBP: 0.314, SLG: 0.408	0-2 F8	2-0 G3-6-1			3-3 K		1-2 G5-3			4 0 0 0 0 1 1			
Kenny Lofton, L (1, 8) OBP: 0.458, SLG: 0.472	2-1 BB 2B 1B		0-0 BB 1B		1-1 G1-3			3-2 G4-3		4 1 2 0 0 0 0			
Bobby Abreu, L (1, 10) OBP: 0.444, SLG: 0.569	4-0 BB 2B BB		0-1 F7		4-2 BB			1-1 BB 2B		2 1 1 0 2 0 1			
Pat Burrell, R (1, 7) OBP: 0.395, SLG: 0.535	0-3 K		2-3 K		0-3 K			0-1 G5-3		4 0 0 0 0 3 5			
Jim Thome, L (1, 3) OBP: 0.374, SLG: 0.354	4-0 BB 2B BB		4-0 BB BB		2-1 F8			0-0 G3-1		2 0 0 0 2 0 1			
Jason Michaels, R (1, 9) OBP: 0.382, SLG: 0.379	3-2 BB 2B		2-3 K		0-0 G6-3			0-1 BB 1B		4 0 2 2 0 1 2			
26 Chase Utley, L (1, 4) OBP: 0.376, SLG: 0.540	2-1 F8			0-3 K		0-3 K		1-3 K		4 0 0 0 0 3 3			
David Bell, R (1, 5) OBP: 0.320, SLG: 0.348		0-1 BB 1B		2-2 F8		3-2 P3		1-3 K		4 0 1 0 0 1 1			
Mike Lieberthal, R (1, 2) OBP: 0.323, SLG: 0.397		1-0 F7		0-0 F8		2-1 F8		1-2 G6-3		4 0 0 0 0 0 2			
Inning Stats	R: 2 H: 2 E: 0 LOB: 2 K: 1 BB: 2 S: 16 P: 31	R: 0 H: 1 E: 0 LOB: 0 K: 0 BB: 0 S: 4 P: 7	R: 0 H: 1 E: 0 LOB: 2 K: 2 BB: 1 S: 9 P: 17	R: 0 H: 0 E: 0 LOB: 0 K: 1 BB: 0 S: 8 P: 10	R: 0 H: 0 E: 0 LOB: 1 K: 2 BB: 1 S: 10 P: 18	R: 0 H: 0 E: 0 LOB: 0 K: 1 BB: 0 S: 6 P: 8	R: 0 H: 0 E: 0 LOB: 0 K: 0 BB: 0 S: 8 P: 14	R: 0 H: 1 E: 0 LOB: 1 K: 0 BB: 0 S: 8 P: 12	R: 0 H: 1 E: 0 LOB: 1 K: 2 BB: 0 S: 12 P: 15	1B: 4 SF: 0 2B: 2 SAC: 0 3B: 0 DP: 1 HR: 0 HBP: 0	WP: 0 PA: 36 PB: 0 SB: 0 CS: 0		
PITCHER	IP WLS BF H R ER SO BB IBB HBP BLK WP HR S P ERA WHIP											PITCHER	IP WLS BF H R ER SO BB IBB HBP BLK WP HR S P ERA WHIP
Joe Blanton, R (1, 1) ERA: 5.19	7.2 W 31 5 2 2 7 4 0 0 0 0 0 68 116 2.35 1.174												
47 Ron Flores, L (8, 1) ERA:	0.1 H 1 0 0 0 0 0 0 0 0 0 0 1 1 0.00 0.000												
58 Justin Duchscherer, R (9, 1) ERA: 1.56	1.0 S 4 1 0 0 2 0 0 0 0 0 0 0 12 15 0.00 1.000												

Philadelphia Phillies @ Oakland Athletics
 McAfee Coliseum, Oakland, CA
 Sun Jun 19 2005, 4:05 PM EDT
 Att. 30,619 - Sunny - 67 F

AB	32
R	2
H	6
RBI	2
BB	4
SO	9
LOB	16



WP: 0	PA: 36
PB: 0	
SB: 0	
CS: 0	

ERA	WHIP
-----	------

Batter	1	2	3	4	5	6	7	8	9
21 Mark Kotsay, L OBP: 0.334, SLG: 0.390 (1, 8)	3-2 G4-3		0-0 F8		0-3 K	4-1 G4-6-3 BB		2-2 F9	
Nick Swisher, S OBP: 0.294, SLG: 0.342 (1, 9)	1-2 G3		2-3 K		4-0 BB	0-0 G4-6-3 1-2f			
7 Bobby Crosby, R OBP: 0.370, SLG: 0.507 (1, 6)	1-1 1B			1-2 G6-3	2-2 G6-3		0-0 F8		
3 Eric Chavez, L OBP: 0.313, SLG: 0.428 (1, 5)	0-0 G4-3			3-2 F9		0-1 HR	1-1 L4-3 1B		
Scott Hatteberg, L OBP: 0.351, SLG: 0.375 (1, 10)		1-3 K		2-2 G5-3		0-1 29 1B 1B	1-2 L4-3		
23 Bobby Kielty, S OBP: 0.394, SLG: 0.390 (1, 7)		1-0 1B			0-0 17 FC1 17 E 1B	1-3 K		0-0 G4-3	
29 Dan Johnson, L OBP: 0.338, SLG: 0.328 (1, 3)		0-0 F7			2-2 17 E 1B	3-2 1B 1B		1-2 BB 1B	
Keith Ginter, R OBP: 0.277, SLG: 0.323 (1, 4)		1-0 P4			0-3 K	1-0 17 2B 1B		4-1 BB	
17 Adam Melhuse, S OBP: 0.132, SLG: 0.184 (1, 2)			1-3 K		1-2 FC1 BB	0-0 1-H 2-H 2B		3-2 F8	

Inning Stats	R: 0 E: 0 K: 0 S: 11	H: 1 LOB: 1 BB: 0 P: 16	R: 0 E: 0 K: 1 S: 6	H: 1 LOB: 1 BB: 0 P: 9	R: 0 E: 0 K: 2 S: 7	H: 0 LOB: 0 BB: 0 P: 10	R: 0 E: 0 K: 0 S: 13	H: 0 LOB: 0 BB: 0 P: 19	R: 1 E: 1 K: 2 S: 16	H: 2 LOB: 3 BB: 1 P: 25	R: 4 E: 0 K: 1 S: 15	H: 5 LOB: 1 BB: 1 P: 24	R: 0 E: 0 K: 0 S: 6	H: 1 LOB: 0 BB: 0 P: 8	R: 0 E: 0 K: 0 S: 11	H: 1 LOB: 2 BB: 1 P: 21
1B: 9 2B: 2 3B: 0 HR: 1	SF: 0 SAC: 0 DP: 2 HBP: 0	WP: 0 PA: 37														

PITCHER	IP	WLS	BF	H	R	ER	SO	BB	IBB	HBP	BLK	WP	HR	S	P	ERA	WHIP
21 Jon Lieber, R ERA: 4.63 (1, 1)	5.1	L	26	8	5	4	6	1	0	0	0	0	1	65	96	6.75	1.688
63 Ryan Madson, R ERA: 3.4 (6, 1)	1.2		6	2	0	0	0	1	0	0	0	0	0	9	15	0.00	1.800
Ugueth Urbina, R ERA: 3.41 (8, 1)	1.0		5	1	0	0	0	1	0	0	0	0	0	11	21	0.00	2.000

BOTTOM

Philadelphia Phillies @ Oakland Athletics
McAfee Coliseum, Oakland, CA
 Sun Jun 19 2005, 4:05 PM EDT
 Att: 30,619 - Sunny - 67 F

livebaseballscorecards.com

AB	34
R	5
H	11
RBI	4
BB	3
SO	6
LOB	19




Batter	1	2	3	4	5	6	7	8	9	AB R H RBI BB SO LOB	TOP													
7 José Reyes, S OBP: 0.286, SLG: 0.392 (1, 6)	0-1 BLK 1B	3-2 G5-3		0-2 15 1B 3B		1-0 5 FC4-6 1B		1-3 K		5 2 3 0 0 1 1														
5 David Wright, R OBP: 0.390, SLG: 0.513 (1, 5)	2-3 K 1-2	1-2 15 2B 2B		4-0 CS 15 1B BB		0-1 FC4-6 1-2f 2-3		3-3 K		4 1 1 1 1 2 3														
15 Carlos Beltrán, S OBP: 0.325, SLG: 0.430 (1, 8)	0-2 G3 2-3	0-0 1B 2B		1-0 1-2 3-H 1B		0-2 G4-3			1-3 K	5 1 2 2 0 1 3														
Cliff Floyd, L OBP: 0.338, SLG: 0.521 Gerald Williams, R (9, 7)	3-2 31 2B 1B 3-H	2-2 1B		0-2 F7 2-3			0-0 L8		1-3 K	5 0 2 1 0 1 2 0 0 0 0 0 0 0														
31 Mike Piazza, R OBP: 0.326, SLG: 0.431 Braden Loper, R (9, 1)	1-2 2B 1-3	0-0 G5-3			0-0 F9		2-3 K		3-2 P4	5 0 1 0 0 1 1 0 0 0 0 0 0 0														
Marlon Anderson, L OBP: 0.345, SLG: 0.350 (1, 4)	1-3 K		3-2 G3-1		2-2 K		1-0 F7			4 0 0 0 0 2 2														
Doug Mientkiewicz, L OBP: 0.309, SLG: 0.376 (1, 3)		3-2 1B 2B	3-2 P6		0-2 L5			0-0 HR		4 2 2 1 0 0 0														
Victor Diaz, R OBP: 0.372, SLG: 0.446 (1, 9)		0-1 SH1-4 5 2B 1B 2-H	0-3 K			1-0 G6-3		1-2 F9		4 1 1 1 0 1 0														
Kris Benson, R OBP: 0.400, SLG: 0.353 (1, 1) 43 Royce Ring, L (7, 1) Brian Daubach, L OBP: 0.412, SLG: 0.500 (8, PH) Roberto Hernandez, R (8, 1) 11 Ramon Castro, R OBP: 0.317, SLG: 0.288 (9, 2)		0-0 SH1-4		2-3 K		2-2 5 FC4-6 7 1B		1-1 HR		2 0 1 0 0 1 0 0 0 0 0 0 0 0 1 1 1 1 0 0 0 0 0 0 0 0 0 0 0 0 0 0 0 0 0														
Inning Stats	R: 1 E: 0 K: 2 S: 20	H: 3 LOB: 2 BB: 0 P: 27	R: 4 E: 0 K: 0 S: 18	H: 5 LOB: 1 BB: 0 P: 27	R: 0 E: 0 K: 1 S: 9	H: 0 LOB: 0 BB: 0 P: 15	R: 1 E: 0 K: 1 S: 11	H: 2 LOB: 1 BB: 1 P: 18	R: 0 E: 0 K: 1 S: 7	H: 0 LOB: 0 BB: 0 P: 9	R: 0 E: 0 K: 0 S: 10	H: 2 LOB: 2 BB: 0 P: 14	R: 0 E: 0 K: 1 S: 6	H: 0 LOB: 0 BB: 0 P: 9	R: 2 E: 0 K: 2 S: 14	H: 2 LOB: 0 BB: 0 P: 20	R: 0 E: 0 K: 2 S: 11	H: 0 LOB: 0 BB: 0 P: 16	1B: 7 2B: 4 3B: 1 HR: 2	SF: 0 SAC: 1 DP: 0 HBP: 0	WP: 0 PB: 0 SB: 1 CS: 1	PA: 41		
PITCHER	IP WLS BF H R ER SO BB IBB HBP BLK WP HR S P ERA WHIP	3.1 L 21 10 6 6 4 1 0 0 1 0 0 55 84 16.20 3.300	1.2 4 0 0 0 1 0 0 0 0 0 0 0 10 12 0.00 0.000	1.0 5 2 0 0 0 0 0 0 0 0 0 0 10 14 0.00 2.000	1.0 3 0 0 0 1 0 0 0 0 0 0 0 6 9 0.00 0.000	1.0 5 2 2 2 2 0 0 0 0 0 0 2 14 20 18.00 2.000	1.0 WLS BF H R ER SO BB IBB HBP BLK WP HR S P ERA WHIP	1.0 3 0 0 0 0 2 0 0 0 0 0 0 0 11 16 0.00 0.000	1.0 WLS BF H R ER SO BB IBB HBP BLK WP HR S P ERA WHIP	1.0 3 0 0 0 0 2 0 0 0 0 0 0 11 16 0.00 0.000	1.0 WLS BF H R ER SO BB IBB HBP BLK WP HR S P ERA WHIP	1.0 3 0 0 0 0 2 0 0 0 0 0 0 11 16 0.00 0.000	1.0 WLS BF H R ER SO BB IBB HBP BLK WP HR S P ERA WHIP	1.0 3 0 0 0 0 2 0 0 0 0 0 0 11 16 0.00 0.000	1.0 WLS BF H R ER SO BB IBB HBP BLK WP HR S P ERA WHIP	1.0 3 0 0 0 0 2 0 0 0 0 0 0 11 16 0.00 0.000	1.0 WLS BF H R ER SO BB IBB HBP BLK WP HR S P ERA WHIP	1.0 3 0 0 0 0 2 0 0 0 0 0 0 11 16 0.00 0.000	1.0 WLS BF H R ER SO BB IBB HBP BLK WP HR S P ERA WHIP	1.0 3 0 0 0 0 2 0 0 0 0 0 0 11 16 0.00 0.000	1.0 WLS BF H R ER SO BB IBB HBP BLK WP HR S P ERA WHIP	1.0 3 0 0 0 0 2 0 0 0 0 0 0 11 16 0.00 0.000	1.0 WLS BF H R ER SO BB IBB HBP BLK WP HR S P ERA WHIP	1.0 3 0 0 0 0 2 0 0 0 0 0 0 11 16 0.00 0.000

New York Mets @ Philadelphia Phillies
 Citizens Bank Park, Philadelphia, PA
 Tue Jun 21 2005, 7:05 PM EDT
 Att: 43,050 - Clear - 80 F

livebaseballscorecards.com

AB	39
R	8
H	14
RBI	7
BB	1
SO	10
LOB	12



Batter	1	2	3	4	5	6	7	8	9	AB R H RBI BB SO LOB	TOP																
Mike Cameron, R (1, 9) OBP: 0.418, SLG: 0.566	0-1 P4		2-3 K		1-1 HBP		1-2 F9		2-2 L9	4 0 0 0 0 1 2																	
7 José Reyes, S (1, 6) OBP: 0.283, SLG: 0.387	0-2 L7			0-2 G4-3	0-1 G3			1-1 P6		4 0 0 0 0 0 2																	
15 Carlos Beltrán, S (1, 8) OBP: 0.324, SLG: 0.425	2-0 HBP			0-1 F9		1-0 F8		0-2 K		3 0 0 0 0 1 0																	
Cliff Floyd, L (1, 7) OBP: 0.341, SLG: 0.531	1-1 G5-3			0-0 HR		1-2 F9		4-2 31 HR BB		3 2 1 1 1 0 1																	
31 Mike Piazza, R (1, 2) OBP: 0.329, SLG: 0.446		3-3 K		0-0 1B		0-0 G5-3		1-2 HR		4 1 2 2 0 1 0																	
5 David Wright, R (1, 5) OBP: 0.388, SLG: 0.508		1-0 G6-3		0-3 K			3-1 SH5-4 BB SF9 1B	0-0 G1-3		4 1 1 0 0 1 1																	
Doug Mientkiewicz, L (1, 3) Gerald Williams, R (9, PH)		0-2 F8			2-0 P5		4-2 SF9 SH5-4 1-2 BB	1-2 P3		2 0 0 0 1 0 0 1 0 0 0 0 0 0	AB 30 R 4 H 5 RBI 4 BB 3 SO 6 LOB 7																
Chris Woodward, R (1, 4) OBP: 0.360, SLG: 0.420			1-2 F9		2-1 2B		0-0 SH5-4 1-2 2-3	3-3 K		3 0 1 0 0 1 0																	
Victor Zambrano, S (1, 1) Brian Daubach, L (7, PH) 43 Royce Ring, L (7, 1) Aaron Heilman, R (7, 1) Dae-Sung Koo, L (7, 1) Danny Graves, R (8, 1) Victor Diaz, R (9, PH)			1-0 F8		0-3 K		1-1 SF9 2-3 3-H	4-2 BB		2 0 0 0 0 1 1 0 0 0 1 0 1 0 0																	
Inning Stats	R: 0 E: 0 K: 0 S: 7	H: 0 LOB: 1 BB: 0 P: 10	R: 0 E: 0 K: 1 S: 8	H: 0 LOB: 0 BB: 0 P: 12	R: 0 E: 0 K: 1 S: 7	H: 0 LOB: 0 BB: 0 P: 11	R: 1 E: 0 K: 1 S: 11	H: 2 LOB: 1 BB: 0 P: 11	R: 0 E: 0 K: 1 S: 9	H: 1 LOB: 2 BB: 0 P: 14	R: 0 E: 0 K: 0 S: 7	H: 0 LOB: 0 BB: 0 P: 9	R: 1 E: 0 K: 0 S: 13	H: 1 LOB: 1 BB: 1 P: 22	R: 2 E: 0 K: 1 S: 13	H: 1 LOB: 0 BB: 1 P: 19	R: 0 E: 0 K: 1 S: 17	H: 0 LOB: 1 BB: 1 P: 27	1B: 2 2B: 1 3B: 0 HR: 2	SF: 1 SAC: 1 DP: 0 HBP: 2	WP: 0 PB: 0 SB: 0 CS: 0	PA: 37					
PITCHER	IP WLS BF H R ER SO BB IBB HBP BLK WP HR S P ERA WHIP																										
Robinson Tejeda, R (1, 1) ERA: 2.03	6.0		23	3	1	1	4	0	0	2	0	0	1	49	67	1.50	0.500										
63 Ryan Madson, R (7, 1) ERA: 3.54	1.0	W	5	1	1	1	0	1	0	0	0	0	0	13	22	9.00	2.000										
Ugueth Urbina, R (8, 1) ERA: 4.28	1.0		5	1	2	2	1	1	0	0	0	0	1	13	19	18.00	2.000										
Billy Wagner, L (9, 1) ERA: 2.41	1.0		4	0	0	0	1	1	0	0	0	0	0	17	27	0.00	1.000										

New York Mets @ Philadelphia Phillies
Citizens Bank Park, Philadelphia, PA
Wed Jun 22 2005, 7:05 PM EDT
Att. 42,640 - Overcast - 67 F

livebaseballscorecards.com

Batter	1	2	3	4	5	6	7	8	9	AB R H RBI BB SO LOB	TOP										
7 José Reyes, S OBP: 0.288, SLG: 0.390 (1, 6)	1-0 F8 1B		3-2 1B	1-2 L7			0-0 HBP 1B		1-1 B1-3	5 1 3 0 0 0 2											
Mike Cameron, R OBP: 0.411, SLG: 0.552 (1, 9)	2-1 F8 1-3		3-1 15 G6-3 1B		0-0 G5-3		0-3 K 1-2		1-3 K	5 0 1 1 0 2 2											
15 Carlos Beltrán, S OBP: 0.322, SLG: 0.420 (1, 8)	0-3 K		1-1 G6-3		1-1 F7		4-2 HBP BB			3 0 0 0 1 1 2											
Cliff Floyd, L OBP: 0.343, SLG: 0.528 (1, 7)	0-1 P2			1-0 FC4-6 5 1B	0-0 P4		2-1 HBP FC5-4			3 1 1 0 0 0 1											
31 Mike Piazza, R OBP: 0.328, SLG: 0.442 (1, 2)		2-2 L4		0-1 FC4-6 1-2 1B		0-3 K	0-2 FC5-4			4 0 1 0 0 1 3											
11 Ramon Castro, R OBP: 0.317, SLG: 0.288 (9, 2)										0 0 0 0 0 0 0											
Marlon Anderson, L OBP: 0.330, SLG: 0.333 (1, 4)		0-0 G4-3		1-1 FC4-6 5 1B E		1-1 F8		3-2 L8		4 1 0 0 0 0 2											
5 David Wright, R OBP: 0.386, SLG: 0.504 (1, 5)		0-3 K		3-1 SH1-4 1-3 3-H 1B		0-1 G5-3		0-1 G5-3		4 0 1 1 0 1 0											
Doug Mientkiewicz, L OBP: 0.308, SLG: 0.385 (1, 3)		0-0 P5		1-1 E1 SH1-4			3-1 HR	1-3 K		4 1 1 2 0 1 2											
Kaz Ishii, L OBP: 0.313, SLG: 0.313 (1, 1)			1-2 G5-3	0-1 SH1-4			0-1 G6-3		0-2 G5-3	2 0 0 0 0 0 0											
Heath Bell, R (7, 1)										0 0 0 0 0 0 0											
43 Royce Ring, L (7, 1)										0 0 0 0 0 0 0											
Roberto Hernandez, R (7, 1)										0 0 0 0 0 0 0											
Brian Daubach, L (9, PH)										1 0 0 0 0 0 0											
Braden Loper, R (9, 1)										0 0 0 0 0 0 0											
Inning Stats	R: 0 E: 0 K: 1 S: 8	H: 1 LOB: 1 BB: 0 P: 11	R: 0 E: 0 K: 1 S: 8	H: 0 LOB: 1 BB: 0 P: 10	R: 1 E: 0 K: 0 S: 12	H: 2 LOB: 0 BB: 0 P: 20	R: 2 E: 1 K: 0 S: 14	H: 3 LOB: 2 BB: 0 P: 21	R: 0 E: 0 K: 1 S: 7	H: 0 LOB: 0 BB: 0 P: 8	R: 1 E: 0 K: 1 S: 17	H: 2 LOB: 3 BB: 1 P: 26	R: 0 E: 0 K: 1 S: 9	H: 0 LOB: 0 BB: 0 P: 13	R: 0 E: 0 K: 1 S: 8	H: 0 LOB: 0 BB: 0 P: 10	1B: 7 2B: 0 3B: 0 HR: 1	SF: 0 SAC: 1 DP: 1 HBP: 1	WP: 1 PB: 0 SB: 4 CS: 0	PA: 38	
PITCHER	IP WLS BF H R ER SO BB IBB HBP BLK WP HR S P ERA WHIP																			PITCHER	IP WLS BF H R ER SO BB IBB HBP BLK WP HR S P ERA WHIP
Cory Lidle, R (1, 1) ERA: 4.12	6.2 L 30 8 4 4 4 1 0 0 0 1 1 66 95 5.40 1.350																				
Rheal Cormier, L (7, 1) ERA: 4.44	0.1 2 0 0 0 0 0 0 0 1 0 0 0 4 6 0.00 0.000																				
63 Ryan Madson, R (8, 1) ERA: 3.46	1.0 3 0 0 0 0 1 0 0 0 0 0 0 9 13 0.00 0.000																				
Geoff Geary, R (9, 1) ERA: 3.8	1.0 3 0 0 0 0 1 0 0 0 0 0 0 8 10 0.00 0.000																				

New York Mets @ Philadelphia Phillies
 Citizens Bank Park, Philadelphia, PA
 Thu Jun 23 2005, 1:05 PM EDT
 Att. 45,449 - Sunny - 76 F

livebaseballscorecards.com

AB	35
R	4
H	8
RBI	4
BB	1
SO	6
LOB	14



Batter	1	2	3	4	5	6	7	8	9	AB	R	H	RBI	BB	SO	LOB
11 Jimmy Rollins, S OBP: 0.321, SLG: 0.407 (1, 6) C B B X	2-1 G5-3 ①		1-2 G5-3 ②		3-1 G4-3 1B ②		1-1 S 1B ②		2-2 F8 ②	5	1	2	0	0	0	0
Jason Michaels, R OBP: 0.399, SLG: 0.394 (1, 8) C B B F X	3-2 1B ②		4-2 BB ③		1-2 G4-3 ②		1-2 SAFE 1-H 1B ②		2-0 1B ③	4	0	3	1	1	0	1
Bobby Abreu, L OBP: 0.436, SLG: 0.551 (1, 9) B X	1-0 L8 ②		1-2 P6 ③		1-0 F8 ③		4-2 BB ③		0-0 G1-3 ③	4	0	0	0	1	0	4
Pat Burrell, R OBP: 0.387, SLG: 0.534 (1, 7) F X	0-1 F7 ③			3-3 K ①		0-0 P3 ①		1-3 K ③		4	0	0	0	0	2	3
Jim Thome, L OBP: 0.370, SLG: 0.382 (1, 3)		3-1 G4-3 ①		0-0 HR ①		1-0 F8 ②		3-2 P1 ①		4	1	1	1	0	0	0
David Bell, R OBP: 0.317, SLG: 0.343 (1, 5)		1-1 G3 ②		0-0 1B ②		0-0 G6-3 ③		0-1 G1-3 ②		4	0	1	0	0	0	0
26 Chase Utley, L OBP: 0.381, SLG: 0.535 (1, 4)		4-2 BB ③		1-3 K ②			1-0 P6 ①	0-1 1B ②		3	0	1	0	1	1	1
Todd Pratt, R OBP: 0.303, SLG: 0.443 (1, 2)		2-1 G5-3 ③		0-2 P6 ③			2-1 HR ②	1-0 F9 ③		4	1	1	1	0	0	3
Cory Lidle, R OBP: 0.206, SLG: 0.174 Rheal Cormier, L OBP: 0.279, SLG: 0.266 63 Ryan Madson, L OBP: 0.452, SLG: 0.478 (1, 1) (7, 1) (7, PH) (8, 1) (9, 1) (9, PH)			2-1 G6-3 ①		0-0 G5-3 ①		1-2 F7 ②		2-3 K ①	2	0	0	0	0	0	0

BOTTOM

New York Mets @ Philadelphia Phillies
 Citizens Bank Park, Philadelphia, PA
 Thu Jun 23 2005, 1:05 PM EDT
 Att: 45,449 - Sunny - 76 F

livebaseballscores.com

AB	36
R	3
H	9
RBI	3
BB	3
SO	4
LOB	12



Inning Stats																	1B	2B	3B	HR	SF	SAC	DP	HBP	WP	HR	S	P	ERA	WHIP																																														
R: 0	H: 1	E: 0	LOB: 1	K: 0	BB: 0	S: 8	R: 0	H: 0	E: 0	LOB: 1	K: 0	BB: 1	S: 9	R: 0	H: 0	E: 0	LOB: 1	K: 0	BB: 1	S: 10	R: 1	H: 2	E: 0	LOB: 1	K: 2	BB: 0	S: 13	R: 0	H: 1	E: 0	LOB: 1	K: 0	BB: 0	S: 7	R: 0	H: 0	E: 0	LOB: 0	K: 0	BB: 0	S: 3	R: 2	H: 3	E: 0	LOB: 2	K: 1	BB: 1	S: 20	R: 0	H: 1	E: 0	LOB: 1	K: 0	BB: 0	S: 10	R: 0	H: 1	E: 0	LOB: 1	K: 1	BB: 0	S: 11	1B: 7	SF: 0	2B: 0	SAC: 0	3B: 0	DP: 0	HR: 2	WP: 0	PA: 39	PB: 0	SB: 1	CS: 0	ERA	WHIP
PITCHER	IP	WLS	BF	H	R	ER	SO	BB	IBB	HBP	BLK	WP	HR	S	P	ERA	WHIP																																																											
Kaz Ishii, L ERA: 5.25 (1, 1)	6.2	W	28	6	3	3	2	2	0	0	0	0	0	59	98	4.05	1.200																																																											
Heath Bell, R ERA: 4.34 (7, 1)	0.0		1	1	0	0	0	0	0	0	0	0	0	5	6	∞	∞																																																											
43 Royce Ring, L ERA: 4.91 (7, 1)	0.0		1	0	0	0	0	1	0	0	0	0	0	3	7	∞	∞																																																											
Roberto Hernandez, R ERA: 2.03 (7, 1)	1.1	H	5	1	0	0	1	0	0	0	0	0	0	13	18	0.00	0.750																																																											
Braden Loooper, R ERA: 2.73 (9, 1)	1.0	S	4	1	0	0	1	0	0	0	0	0	0	11	17	0.00	1.000																																																											

Batter	1	2	3	4	5	6	7	8	9	AB R H RBI BB SO LOB	TOP	
18 Johnny Damon, L (1, 8) OBP: 0.387, SLG: 0.466	1-1 P5	1-1 P4			1-0 HR	1-1 F9			1-1 34 HR	5 2 2 0 0 0 2		
Edgar Renteria, R (1, 6) OBP: 0.316, SLG: 0.401	3-2 G5-3		0-3 K		2-2 HR	2-2 G4-3			2-1 F7	5 1 1 0 0 1 2		
34 David Ortiz, L (1, 3) John Olerud, L (9, 3) OBP: 0.382, SLG: 0.594 OBP: 0.432, SLG: 0.606	0-1 P6		1-1 L6		0-3 K				1-1 HR	5 1 1 2 0 1 2 0 0 0 0 0 0 0		
Manny Ramirez, R (1, 7) OBP: 0.362, SLG: 0.538			1-3 K		1-2 HR				2-3 K	5 1 2 3 0 2 0		
Trot Nixon, L (1, 9) OBP: 0.387, SLG: 0.480			1-1 HR		0-2 1B					4 1 2 0 0 2 1		
Bill Mueller, S (1, 5) OBP: 0.392, SLG: 0.403			2-1 HR		0-0 L4				2-3 K	4 1 1 0 0 1 1		
Doug Mirabeli, R (1, 2) OBP: 0.315, SLG: 0.469			0-1 HR		2-2 F7				1-1 P6	4 1 2 3 0 0 0		
Mark Bellhorn, S (1, 4) OBP: 0.337, SLG: 0.354			4-2 SH2-4		4-2 BB				2-2 G3-1	2 0 0 0 2 0 0		
49 Tim Wakefield, R (1, 1) 20 Kevin Youkilis, R (9, PH) Alan Embree, L (9, 1) OBP: 0.250, SLG: 0.250 OBP: 0.403, SLG: 0.453			0-1 SH2-4		0-3 K				2-2 L5	2 0 1 0 0 1 1 1 0 0 0 0 0 0 0 0 0 0 0 0 0		
Inning Stats	R: 0 H: 0 E: 0 LOB: 0 K: 0 BB: 0 S: 7 P: 11	R: 3 H: 3 E: 0 LOB: 1 K: 1 BB: 1 S: 17 P: 26	R: 0 H: 1 E: 0 LOB: 1 K: 2 BB: 0 S: 9 P: 11	R: 0 H: 0 E: 0 LOB: 1 K: 1 BB: 1 S: 10 P: 16	R: 3 H: 5 E: 0 LOB: 2 K: 1 BB: 0 S: 17 P: 22	R: 0 H: 1 E: 0 LOB: 1 K: 0 BB: 0 S: 10 P: 16	R: 0 H: 0 E: 0 LOB: 0 K: 1 BB: 0 S: 7 P: 11	R: 0 H: 0 E: 0 LOB: 0 K: 1 BB: 0 S: 9 P: 14	R: 2 H: 2 E: 0 LOB: 0 K: 1 BB: 0 S: 12 P: 20	1B: 8 SF: 0 2B: 1 SAC: 1 3B: 0 DP: 0 HR: 3 HBP: 0	WP: 0 PA: 40 PB: 0 SB: 0 CS: 0	
PITCHER	IP WLS BF H R ER SO BB IBB HBP BLK WP HR S P ERA WHIP											
21 Jon Lieber, R (1, 1) ERA: 4.93	5.0 L 25 9 6 6 5 2 0 0 0 0 0 2 60 86 10.80 2.200											
Amaury Telemaco, R (6, 1) ERA: 1.35	3.0 10 1 0 0 2 0 0 0 0 0 0 0 26 41 0.00 0.333											
Aaron Fultz, L (9, 1) ERA: 3.46	1.0 5 2 2 2 1 0 0 0 0 0 0 1 12 20 18.00 2.000											

Boston Red Sox @ Philadelphia Phillies
Citizens Bank Park, Philadelphia, PA

AB	37
R	8
H	12
RBI	8
BB	2
SO	8
LOB	9



Fri Jun 24 2005, 7:05 PM EDT
Att. 45,090 - Clear - 84 F

livebaseballscorecards.com

Batter	1	2	3	4	5	6	7	8	9	AB	R	H	RBI	BB	SO	LOB
11 Jimmy Rollins, S OBP: 0.317, SLG: 0.401 (1, 6)	1-3 K		2-1 P6			0-1 G4-3		0-2 G3-1		4	0	0	0	0	1	3
Kenny Lofton, L OBP: 0.446, SLG: 0.471 Jason Michaels, R OBP: 0.400, SLG: 0.391 (1, 8) (6, PH) (7, 8)	1-3 K G6-3		2-1 G1-3			1-2 G3-1		4-1 BB		2	0	0	0	0	1	1
Bobby Abreu, L OBP: 0.433, SLG: 0.546 (1, 9)	1-1 G6-3				2-1 S 1B	0-1 G3-1		2-3 K		4	0	1	0	0	1	4
Jim Thome, L OBP: 0.364, SLG: 0.373 (1, 3)	0-0 G4-3				2-1 F7				1-1 G1-3	4	0	0	0	0	1	2
Pat Burrell, R OBP: 0.382, SLG: 0.525 (1, 7)		3-2 P6			1-0 G1-3				1-3 K	4	0	0	0	0	2	1
26 Chase Utley, L OBP: 0.378, SLG: 0.529 (1, 4)		1-2 P5			0-3 K				2-0 1B	4	0	1	0	0	1	1
David Bell, R OBP: 0.313, SLG: 0.337 (1, 5)		0-0 L5			1-2 F7				0-0 L8	4	0	0	0	0	0	1
Mike Lieberthal, R OBP: 0.316, SLG: 0.381 (1, 2)			2-1 F8		1-0 G6-3				2-0 L9	3	0	0	0	0	0	1
21 Jon Lieber, L OBP: 0.061, SLG: 0.094 Ramon Martinez, R OBP: 0.275, SLG: 0.262 Amaury Telemaco, R (5, PH) (6, 1) Endy Chavez, L OBP: 0.259, SLG: 0.250 Aaron Fultz, L OBP: 0.500, SLG: 0.500 (8, PH) (9, 1)			2-1 1B		1-2 G6-3			4-2 BB		1	0	1	0	0	0	0

Inning Stats	R: 0	H: 0	E: 0	K: 2	S: 9	R: 0	H: 0	E: 0	K: 0	S: 9	R: 0	H: 1	E: 0	K: 0	S: 8	R: 0	H: 1	E: 0	K: 1	S: 8	R: 0	H: 0	E: 0	K: 0	S: 7	R: 0	H: 0	E: 0	K: 2	S: 8	R: 0	H: 0	E: 1	K: 1	S: 14	R: 0	H: 1	E: 0	K: 1	S: 7	1B: 3	SF: 0	2B: 0	SAC: 0	3B: 0	DP: 0	HR: 0	WP: 0	PA: 34
--------------	------	------	------	------	------	------	------	------	------	------	------	------	------	------	------	------	------	------	------	------	------	------	------	------	------	------	------	------	------	------	------	------	------	------	-------	------	------	------	------	------	-------	-------	-------	--------	-------	-------	-------	-------	--------

PITCHER	IP	WLS	BF	H	R	ER	SO	BB	IBB	HBP	BLK	WP	HR	S	P	ERA	WHIP
49 Tim Wakefield, R ERA: 4.05 (1, 1)	8.0	W	30	2	0	0	6	2	0	0	0	0	0	70	106	0.00	0.500
Alan Embree, L ERA: 7.24 (9, 1)	1.0		4	1	0	0	1	0	0	0	0	0	0	7	11	0.00	1.000

BOTTOM

Boston Red Sox @ Philadelphia Phillies
Citizens Bank Park, Philadelphia, PA

livebaseballscorecards.com

AB	32
R	0
H	3
RBI	0
BB	2
SO	7
LOB	14



PITCHER	IP	WLS	BF	H	R	ER	SO	BB	IBB	HBP	BLK	WP	HR	S	P	ERA	WHIP
---------	----	-----	----	---	---	----	----	----	-----	-----	-----	----	----	---	---	-----	------

Fri Jun 24 2005, 7:05 PM EDT
Att. 45,090 - Clear - 84 F

Batter	1	2	3	4	5	6	7	8	9	AB R H RBI BB SO LOB	TOP
18 Johnny Damon, L (1, 8) OBP: 0.384, SLG: 0.469	1-2 L5	2-1 G5-3	0-0 P6			1-1 P4		1-2 1B 3B		5 1 1 0 0 0 4	
Edgar Renteria, R (1, 6) OBP: 0.321, SLG: 0.404	2-2 34 2B 1B		0-1 1B 2B 1B		2-2 G1-3	0-1 F7		3-2 1B		5 2 3 1 0 0 0	
34 David Ortiz, L (1, 3) OBP: 0.379, SLG: 0.591	3-2 2B		2-2 F8		1-2 P6	2-1 F9		0-0 P6		5 1 1 1 0 0 2	
Matt Mantei, R (8, 1)	1-H 2B									0 0 0 0 0 0 0	
Mike Myers, L (8, 1)										0 0 0 0 0 0 0	
Keith Foulke, R (9, 1)										0 0 0 0 0 0 0	
Manny Ramirez, R (1, 7) OBP: 0.362, SLG: 0.547	0-3 K		2-2 2B E 1B		2-3 K		0-1 P4		3-2 HR	5 2 2 1 0 2 1	
Trot Nixon, L (1, 9) OBP: 0.388, SLG: 0.488	2-1 2B		2-3 K		0-0 2B		3-3 K		1-1 F8	5 0 2 1 0 2 2	
Jason Varitek, S (1, 2) OBP: 0.382, SLG: 0.548	3-3 K		0-0 E4 2B		0-1 F7		4-1 FC6-4 BB		4-0 BB	3 1 1 1 2 1 2	
Bill Mueller, S (1, 5) OBP: 0.396, SLG: 0.414			0-0 30 BB 2B		4-1 BB		0-0 FC6-4		2-1 F7	4 0 2 1 1 0 2	
Mark Bellhorn, S (1, 4) OBP: 0.335, SLG: 0.348			2-3 K 30 BB IBB		1-0 F8				0-3 K	4 0 0 0 1 2 4	
30 Matt Clement, R (1, 1)			0-0 G4-3		4-2 K				2-3 K	2 0 0 0 1 1 3	
20 Kevin Youkilis, R (8, PH) OBP: 0.397, SLG: 0.444			1-2 2-3 BB							1 0 0 0 0 1 0	
John Olerud, L (8, 3) OBP: 0.432, SLG: 0.606										0 0 0 0 0 0 0	
Inning Stats	R: 2 H: 3 E: 0 LOB: 1 K: 2 BB: 0 S: 20 P: 31	R: 0 H: 1 E: 0 LOB: 1 K: 1 BB: 0 S: 9 P: 15	R: 3 H: 4 E: 1 LOB: 3 K: 1 BB: 0 S: 21 P: 35	R: 0 H: 0 E: 0 LOB: 0 K: 1 BB: 0 S: 16 P: 21	R: 0 H: 1 E: 0 LOB: 2 K: 1 BB: 1 S: 8 P: 14	R: 0 H: 0 E: 0 LOB: 0 K: 0 BB: 0 S: 6 P: 9	R: 0 H: 0 E: 0 LOB: 1 K: 1 BB: 1 S: 7 P: 14	R: 1 H: 2 E: 0 LOB: 1 K: 1 BB: 0 S: 15 P: 23	R: 1 H: 1 E: 0 LOB: 1 K: 1 BB: 1 S: 11 P: 21	1B: 4 SF: 0 2B: 6 SAC: 0 3B: 1 DP: 0 HR: 1 HBP: 0	WP: 0 PA: 44 PB: 0 SB: 0 CS: 0
PITCHER	IP WLS BF H R ER SO BB IBB HBP BLK WP HR S P ERA WHIP										
Vicente Padilla, R (1, 1) ERA: 6.79	2.2 L 18 8 5 5 4 1 1 0 0 0 0 0 49 80 16.88 3.375										
Geoff Geary, R (3, 1) ERA: 3.28	3.1 12 1 0 0 2 1 0 0 0 0 0 0 31 45 0.00 0.600										
Aaron Fultz, L (7, 1) ERA: 3.54	2.0 9 2 1 1 2 1 0 0 0 0 0 0 22 37 4.50 1.500										
Ugueth Urbina, R (9, 1) ERA: 4.41	1.0 5 1 1 1 1 1 0 0 0 0 0 1 11 21 9.00 2.000										

Boston Red Sox @ Philadelphia Phillies
Citizens Bank Park, Philadelphia, PA

livebaseballscorecards.com

AB 39
R 7
H 12
RBI 6
BB 5
SO 9
LOB 20



Sat Jun 25 2005, 1:20 PM EDT
Att. 44,868 - Sunny - 87 F

Batter	1	2	3	4	5	6	7	8	9	AB	R	H	RBI	BB	SO	LOB
11 Jimmy Rollins, S OBP: 0.316, SLG: 0.397 (1, 6)	0-2 G3-1		2-0 P5			0-0 F8		3-1 BB HBP		3	0	0	0	0	0	1
Jason Michaels, R OBP: 0.396, SLG: 0.387 (1, 8)	2-2 L4			0-0 G3-6-1 1B		0-1 G5-3		1-1 F9		4	0	1	0	0	0	1
Bobby Abreu, L OBP: 0.437, SLG: 0.548 (1, 9)	2-2 G3-1			3-2 G3-6-1 1B			1-1 26 2B 1B	4-1 BB		3	1	2	0	1	0	0
Jim Thome, L OBP: 0.362, SLG: 0.370 (1, 3)		2-2 L4		1-2 G3-6-1			0-0 26 2B 1B	2-3 K		4	0	1	0	0	1	4
Pat Burrell, R OBP: 0.376, SLG: 0.516 (1, 7)		2-3 K		3-3 K			0-3 K		0-3 K	4	0	0	0	0	4	3
26 Chase Utley, L OBP: 0.385, SLG: 0.538 (1, 4)		2-2 G4-3			1-1 G6-4-3 1B		3-1 1-3 2-H 2B		0-2 G5-4-3 1B	4	0	3	1	0	0	0
David Bell, R OBP: 0.308, SLG: 0.332 (1, 5)			2-2 G5-3		1-0 L9		0-0 F7		1-1 G5-4-3	4	0	0	0	0	0	4
Todd Pratt, R OBP: 0.291, SLG: 0.425 (1, 2)			1-3 K		0-0 G6-4-3		2-1 F8			3	0	0	0	0	1	3
Vicente Padilla, R OBP: 0.154, SLG: 0.231 Geoff Gentry, R OBP: 0.500, SLG: 0.500 Endy Chavez, L OBP: 0.254, SLG: 0.245 Aaron Fultz, L OBP: 0.500, SLG: 0.500 Kenny Lofton, L OBP: 0.443, SLG: 0.468 Ugueth Urbina, R (1, 1) (3, 1) (6, PH) (7, 1) (8, PH) (9, 1)			1-1 1B			1-2 G4-3		3-3 K		0	0	0	0	0	0	0

Inning Stats	R: 0	H: 0	E: 0	K: 11	S: 11	R: 0	H: 0	E: 0	K: 9	S: 9	R: 0	H: 2	E: 0	K: 1	S: 11	R: 0	H: 1	E: 0	K: 4	S: 6	R: 1	H: 3	E: 0	K: 11	S: 11	R: 0	H: 0	E: 0	K: 12	S: 12	R: 0	H: 1	E: 0	K: 8	S: 8	1B: 7	2B: 1	3B: 0	HR: 0	SF: 0	SAC: 0	DP: 3	HBP: 1	WP: 0	PA: 34
--------------	------	------	------	-------	-------	------	------	------	------	------	------	------	------	------	-------	------	------	------	------	------	------	------	------	-------	-------	------	------	------	-------	-------	------	------	------	------	------	-------	-------	-------	-------	-------	--------	-------	--------	-------	--------

PITCHER	IP	WLS	BF	H	R	ER	SO	BB	IBB	HBP	BLK	WP	HR	S	P	ERA	WHIP
30 Matt Clement, R ERA: 3.33 (1, 1)	7.0		26	7	1	1	4	0	0	0	0	0	0	61	93	1.29	1.000
Matt Mantei, R ERA: 5.25 (8, 1)	0.2		3	0	0	0	1	0	0	1	0	0	0	7	14	0.00	0.000
Mike Myers, L ERA: 2.3 (8, 1)	0.1		2	0	0	0	1	1	0	0	0	0	0	5	11	0.00	3.000
Keith Foulke, R ERA: 5.19 (9, 1)	1.0		3	1	0	0	1	0	0	0	0	0	0	8	9	0.00	1.000

BOTTOM

Boston Red Sox @ Philadelphia Phillies
Citizens Bank Park, Philadelphia, PA

Sat Jun 25 2005, 1:20 PM EDT
Att. 44,868 - Sunny - 87 F

livebaseballscorecards.com

AB	32
R	1
H	8
RBI	1
BB	1
SO	7
LOB	16



Batter	1	2	3	4	5	6	7	8	9	AB	R	H	RBI	BB	SO	LOB
11 Jimmy Rollins, S OBP: 0.320, SLG: 0.407	0-0 B1-3		2-2 P4		0-1 1B 2B 1B		2-1 1B 2B	2-1 2B		5	2	3	0	0	0	0
Jason Michaels, R OBP: 0.402, SLG: 0.390	1-1 1B 1B			1-2 L9	2-2 1B 2B 1B		4-1 1B BB	0-1 G5-3		4	2	2	0	1	0	1
Bobby Abreu, L OBP: 0.442, SLG: 0.567	1-2 FC6-4 1B			3-2 HR	1-0 HR 2B		1-2 1B SF9 1B		1-2 G4-3	5	3	4	4	0	0	0
Pat Burrell, R OBP: 0.377, SLG: 0.526	2-0 FC6-4			0-3 K	2-2 HR		3-1 1B		0-0 G6-3	5	1	2	3	0	1	1
Jim Thome, L OBP: 0.367, SLG: 0.372		2-2 F8		1-2 1B 1B	4-2 BB		0-0 SF9		4-2 BB	2	0	1	1	2	0	0
David Bell, R OBP: 0.306, SLG: 0.329		0-3 K		0-0 1B	0-2 K		2-0 P6		2-2 F9	5	0	1	0	0	2	3
26 Chase Utley, L OBP: 0.382, SLG: 0.531		0-2 G4-3		3-1 F7		4-0 BB G4-6-3	1-2 F7			3	0	0	0	1	0	3
Mike Lieberthal, R OBP: 0.315, SLG: 0.378			1-1 L7		0-1 63 B1-6-3 1B	0-2 F7		2-1 F9		4	0	1	0	0	0	1
39 Brett Myers, R 63 Ryan Madson, L Endy Chavez, L Rheal Cormier, L Kenny Lofton, L Billy Wagner, L			1-2 G3		0-0 B1-6-3	1-0 G4-6-3		1-0 G4-3		1	0	0	0	0	0	0

Inning Stats	R: 0	H: 2	E: 0	LOB: 1	K: 0	BB: 0	S: 7	R: 0	H: 0	E: 0	LOB: 0	K: 1	BB: 0	S: 9	R: 0	H: 0	E: 0	LOB: 0	K: 0	BB: 0	S: 9	R: 1	H: 3	E: 0	LOB: 2	K: 1	BB: 0	S: 19	R: 4	H: 5	E: 0	LOB: 1	K: 2	BB: 1	S: 22	R: 0	H: 0	E: 0	LOB: 0	K: 0	BB: 1	S: 5	R: 3	H: 3	E: 0	LOB: 1	K: 0	BB: 1	S: 15	R: 0	H: 1	E: 0	LOB: 1	K: 0	BB: 0	S: 7	R: 0	H: 0	E: 0	LOB: 1	K: 0	BB: 1	S: 10	1B: 9	SF: 1	2B: 3	SAC: 0	3B: 0	DP: 2	HR: 2	HBP: 0	WP: 0	PA: 42
--------------	------	------	------	--------	------	-------	------	------	------	------	--------	------	-------	------	------	------	------	--------	------	-------	------	------	------	------	--------	------	-------	-------	------	------	------	--------	------	-------	-------	------	------	------	--------	------	-------	------	------	------	------	--------	------	-------	-------	------	------	------	--------	------	-------	------	------	------	------	--------	------	-------	-------	-------	-------	-------	--------	-------	-------	-------	--------	-------	--------

PITCHER	IP	WLS	BF	H	R	ER	SO	BB	IBB	HBP	BLK	WP	HR	S	P	ERA	WHIP
David Wells, L ERA: 5.0	(1, 1)	5.0		10	5	5	3	1	0	0	0	0	2	66	93	9.00	2.200
Matt Mantei, R ERA: 5.04	(6, 1)	1.0	H	3	0	0	0	1	0	0	0	0	0	5	10	0.00	1.000
Alan Embree, L ERA: 8.07	(7, 1)	0.0		3	2	3	0	1	0	0	0	0	0	8	15	∞	∞
50 Mike Timlin, R ERA: 1.21	(7, 1)	2.0	W	8	2	0	0	0	0	0	0	0	0	14	25	0.00	1.000
Keith Foulke, R ERA: 5.05	(9, 1)	1.0		4	0	0	0	1	0	0	0	0	0	10	17	0.00	1.000

BOTTOM

Boston Red Sox @ Philadelphia Phillies
Citizens Bank Park, Philadelphia, PA

Sun Jun 26 2005, 1:35 PM EDT
Att. 45,042 - Sunny - 87 F

livebaseballscorecards.com

AB	37
R	8
H	14
RBI	8
BB	4
SO	3
LOB	11



Batter	1	2	3	4	5	6	7	8	9	AB R H RBI BB SO LOB	TOP	
11 Jimmy Rollins, S OBP: 0.316, SLG: 0.401 (1, 6) B X	1-0 P6		2-3 K		1-0 F8	2-0 P6			0-1 G4-3	5 0 0 0 0 1 1		
Jason Michaels, R OBP: 0.413, SLG: 0.416 (1, 8) C H	1-1 HBP		3-2 1B		4-2 BB S HBP			1-2 F9	1-2 HR	3 1 2 1 0 0 0		
Bobby Abreu, L OBP: 0.436, SLG: 0.557 (1, 9) B B F C C C	2-3 K		0-0 F7		3-3 K			1-2 F9	3-2 L7	5 0 0 0 0 2 3		
Jim Thome, L OBP: 0.368, SLG: 0.366 (1, 3) S C B B B S	3-3 K			4-2 26 1B G1-3 1B BB	4-0 BB			0-3 K	1-2 G3	3 1 0 0 2 2 1		
Pat Burrell, R OBP: 0.375, SLG: 0.520 (1, 7) C B X		1-1 F8		1-1 G1-3	4-2 BB			3-1 F8		3 0 0 0 1 0 1		
26 Chase Utley, L OBP: 0.380, SLG: 0.526 (1, 4) B X		1-0 G4-3		2-1 1B	3-3 K			1-2 G3		4 0 1 0 0 1 3		
David Bell, R OBP: 0.312, SLG: 0.347 (1, 5) B B X C X		2-1 FC4-6 1B		1-1 SAFE	1-2 1B		0-1 G5-3	1-0 HR		4 1 3 2 0 0 0		
Mike Lieberthal, R OBP: 0.309, SLG: 0.371 (1, 2) B B C B X		2-1 FC4-6		2-1 F3	2-1 G5-3		2-2 G5-3	1-2 E5		4 0 0 0 0 0 3		
Robinson Tejeda, R Geoff Geary, R Endy Chavez, L Amaury Telemaco, R Tomas Perez, S Aaron Fultz, L OBP: 0.500, SLG: 0.500 OBP: 0.292, SLG: 0.255 OBP: 0.318, SLG: 0.286 OBP: 0.500, SLG: 0.500 (1, 1) (5, 1) (6, PH) (6, 1) (8, PH) (8, 1)			2-3 K	2-3 K	0-1 1B		0-1 1B	1-1 G1-3		2 0 0 0 0 2 2 0 0 0 0 0 0 0 1 0 1 0 0 0 0 0 0 0 0 0 0 0 1 0 0 0 0 0 1 0 0 0 0 0 0 0		
Inning Stats	R: 0 H: 0 E: 0 LOB: 1 K: 2 BB: 0 S: 8 P: 15	R: 0 H: 1 E: 0 LOB: 1 K: 0 BB: 0 S: 7 P: 13	R: 0 H: 1 E: 0 LOB: 1 K: 2 BB: 0 S: 11 P: 18	R: 1 H: 2 E: 0 LOB: 2 K: 1 BB: 1 S: 13 P: 25	R: 0 H: 0 E: 0 LOB: 3 K: 2 BB: 2 S: 11 P: 30	R: 0 H: 1 E: 0 LOB: 1 K: 0 BB: 0 S: 8 P: 12	R: 0 H: 0 E: 0 LOB: 0 K: 1 BB: 0 S: 11 P: 13	R: 1 H: 1 E: 1 LOB: 1 K: 0 BB: 0 S: 12 P: 19	R: 1 H: 1 E: 0 LOB: 0 K: 0 BB: 0 S: 12 P: 17	1B: 5 SF: 0 2B: 0 SAC: 0 3B: 0 DP: 0 HR: 2 HBP: 2	WP: 0 PA: 40 PB: 0 SB: 1 CS: 0	
PITCHER	IP WLS BF H R ER SO BB IBB HBP BLK WP HR S P ERA WHIP											
Victor Zambrano, R ERA: 3.84 (1, 1)	5.0 W 24 4 1 1 7 3 0 2 0 0 0 50 101 1.80 1.400											
Heath Bell, R ERA: 4.15 (6, 1)	1.1 5 1 0 0 0 0 0 0 0 0 0 11 16 0.00 0.750											
43 Royce Ring, L ERA: 4.15 (7, 1)	0.2 2 0 0 0 1 0 0 0 0 0 0 8 9 0.00 0.000											
Danny Graves, R ERA: 7.56 (8, 1)	2.0 9 2 2 2 0 0 0 0 0 0 0 2 24 9.00 1.000											

Philadelphia Phillies @ New York Mets
Shea Stadium, Flushing, NY
Tue Jun 28 2005, 7:10 PM EDT
Att. 39,898 - Cloudy - 82 F

livebaseballscorecards.com

AB	35
R	3
H	7
RBI	3
BB	3
SO	8
LOB	15



Batter	1	2	3	4	5	6	7	8	9
7 José Reyes, S OBP: 0.285, SLG: 0.380 (1, 6)	F7		E	K	FC4-6			G6-3	
Mike Cameron, R OBP: 0.399, SLG: 0.536 (1, 9)	1B		E2 15 2B	G4-3		K		G5-3	
15 Carlos Beltrán, S OBP: 0.320, SLG: 0.437 (1, 8)	F8		2B		31 1B	F8		F8	
Cliff Floyd, L OBP: 0.351, SLG: 0.552 (1, 7)	K		BB		K	31 HR	1B		
31 Mike Piazza, R OBP: 0.326, SLG: 0.453 (1, 2)		L4	K		1B 5 1B	HR			
Marlon Anderson, L OBP: 0.343, SLG: 0.351 (1, 4)		5 BLK	P5		5 1B	K			
5 David Wright, R OBP: 0.387, SLG: 0.510 (1, 5)		G6-3	K		1B G3		E6		
Brian Daubach, L OBP: 0.346, SLG: 0.333 (1, 3)		IBB		SH1	G3		G4-6-3		
Victor Zambrano, S OBP: 0.180, SLG: 0.240 (5, PH)		L4		SH1			F7		
Jose Offerman, S OBP: 0.308, SLG: 0.382 (6, 1)									
Health Bell, R OBP: 0.308, SLG: 0.382 (7, 1)									
43 Royce Ring, L OBP: 0.374, SLG: 0.443 (7, PH)									
Victor Diaz, R OBP: 0.374, SLG: 0.443 (8, 1)									
Danny Graves, R									

AB	R	H	RBI	BB	SO	LOB
4	1	0	0	1	1	2
5	1	2	1	0	1	1
5	1	2	1	0	0	1
3	1	1	0	1	2	2
4	2	2	3	0	1	2
3	1	1	0	1	1	2
4	1	1	1	0	1	3
2	0	0	1	2	0	2
1	0	0	0	0	0	2
1	0	1	1	0	0	0
0	0	0	0	0	0	0
0	0	0	0	0	0	0
1	0	0	0	0	0	0
0	0	0	0	0	0	0

1B	2B	3B	HR	SF	SAC	DP	HBP
6	2	1	1	0	1	1	0

WP	HR	S	P	ERA	WHIP
0	0	0	0	0	0

Inning	R	H	E	K	S	H	LOB	BB	P
1	0	1	0	15	23	0	1	0	0
2	0	0	0	11	21	0	0	2	2
3	2	2	1	13	32	2	2	2	3
4	0	0	0	7	15	0	1	1	1
5	4	5	0	18	30	4	1	0	0
6	2	2	0	13	23	0	0	0	0
7	0	0	1	6	10	0	0	0	0
8	0	0	0	5	8	0	0	0	0
9	0	0	0	0	0	0	0	0	0

PITCHER	IP	WLS	BF	H	R	ER	SO	BB	IBB	HBP	BLK	WP	HR	S	P	ERA	WHIP
Robinson Tejeda, R ERA: 2.35 (1, 1)	4.0	L	20	3	2	2	4	4	1	0	1	0	0	46	91	4.50	1.750
Geoff Geary, R ERA: 4.56 (5, 1)	1.0		8	5	4	4	1	0	0	0	0	0	0	18	30	36.00	5.000
Amaury Telemaco, R ERA: 3.12 (6, 1)	2.0		8	2	2	2	2	0	0	0	0	0	1	19	33	9.00	1.000
Aaron Fultz, L ERA: 3.41 (8, 1)	1.0		3	0	0	0	0	0	0	0	0	0	0	5	8	0.00	0.000

BOTTOM

Philadelphia Phillies @ New York Mets
Shea Stadium, Flushing, NY
 Tue Jun 28 2005, 7:10 PM EDT
 Att: 39,898 - Cloudy - 82 F

livebaseballscorecards.com

AB	33
R	8
H	10
RBI	8
BB	5
SO	7
LOB	17



Batter	1	2	3	4	5	6	7	8	9	AB R H RBI BB SO LOB	TOP									
11 Jimmy Rollins, S OBP: 0.311, SLG: 0.394 (1, 6)	2-2 P5		0-0 L8	1-3 K			3-2 F7		1-2 F9	5 0 0 0 0 1 3										
Jason Michaels, R OBP: 0.408, SLG: 0.405 (1, 8)	3-1 F8			4-2 BB 1B BB	1-3 K		0-0 G6-3		0-3 K	4 1 0 0 1 2 1										
Bobby Abreu, L OBP: 0.437, SLG: 0.553 (1, 9)	3-2 G3-1			4-1 BB 1B BB	4-2 1B S FC4-6 BB		2-3 K			2 2 0 0 2 1 0										
Pat Burrell, R OBP: 0.377, SLG: 0.518 (1, 7)		0-2 F8		4-2 26 HR 1B BB	3-2 FC4-6 1B			2-1 F9		3 1 1 0 1 0 0										
Jim Thome, L OBP: 0.361, SLG: 0.358 (1, 3)		3-2 G3-1		0-2 K	0-0 FC4-6			3-3 K		4 0 0 1 0 2 4										
Ugueth Urbina, R (8, 1)										0 0 0 0 0 0 0										
Billy Wagner, L OBP: 0.500, SLG: 0.500 (9, 1)										0 0 0 0 0 0 0										
David Bell, R OBP: 0.315, SLG: 0.350 (1, 5)		0-0 F8		0-2 26 HR 1B	3-2 G5-3			1-2 1B		4 1 2 2 0 0 1										
26 Chase Utley, L OBP: 0.382, SLG: 0.537 (1, 4)			4-2 F9 S BB	2-2 26 HR		2-3 K			0-0 G5-3	3 1 1 3 1 1 1										
Mike Lieberthal, R OBP: 0.308, SLG: 0.365 (1, 2)			1 SAFE 0-1 F8	2-2 P4		1-0 F8			4-2 BB	3 0 0 0 1 0 1										
Cory Lidle, R OBP: 0.222, SLG: 0.192 (1, 1)			1-0 F9	2-2 1B		2-0 G6-3			0-0 L7	3 0 1 0 0 0 1										
Tomas Perez, S OBP: 0.314, SLG: 0.282 (8, 3)			2-3							1 0 0 0 0 0 1										
Inning Stats	R: 0 H: 0 E: 0 K: 0 S: 8	H: 0 LOB: 0 BB: 0 P: 16	R: 0 H: 0 E: 0 K: 0 S: 7	H: 0 LOB: 1 BB: 1 P: 10	R: 0 H: 0 E: 0 K: 0 S: 7	H: 0 LOB: 1 BB: 1 P: 12	R: 5 H: 3 E: 0 K: 2 S: 27	H: 3 LOB: 1 BB: 3 P: 46	R: 1 H: 1 E: 0 K: 1 S: 15	H: 1 LOB: 1 BB: 1 P: 26	R: 0 H: 0 E: 0 K: 1 S: 6	H: 0 LOB: 0 BB: 0 P: 11	R: 0 H: 0 E: 0 K: 1 S: 8	H: 0 LOB: 0 BB: 0 P: 13	R: 0 H: 1 E: 0 K: 1 S: 11	H: 1 LOB: 1 BB: 0 P: 17	R: 0 H: 0 E: 0 K: 1 S: 11	H: 0 LOB: 1 BB: 1 P: 16	1B: 4 SF: 0 2B: 0 SAC: 0 3B: 0 DP: 0 HR: 1 HBP: 0	WP: 0 PA: 38 PB: 0 SB: 2 CS: 0
PITCHER	IP WLS BF H R ER SO BB IBB HBP BLK WP HR S P ERA WHIP																			
Kaz Ishii, L ERA: 5.68 (1, 1)	3.1 L 16 2 5 5 1 4 0 0 0 0 0 1 38 68 13.50 1.800																			
Aaron Heilman, R ERA: 4.21 (4, 1)	1.2 8 2 1 1 2 1 0 0 0 0 0 0 26 42 5.40 1.800																			
Dae-Sung Koo, L ERA: 4.76 (6, 1)	2.0 6 0 0 0 2 0 0 0 0 0 0 0 14 24 0.00 0.000																			
Heath Bell, R ERA: 4.02 (8, 1)	1.0 4 1 0 0 1 0 0 0 0 0 0 0 11 17 0.00 1.000																			
Danny Graves, R ERA: 7.27 (9, 1)	1.0 4 0 0 0 1 1 0 0 0 0 0 0 11 16 0.00 1.000																			

Philadelphia Phillies @ New York Mets
Shea Stadium, Flushing, NY
Wed Jun 29 2005, 7:10 PM EDT
Att. 24,915 - Overcast - 73 F

livebaseballscorecards.com

AB 32
R 6
H 5
RBI 6
BB 6
SO 7
LOB 13



Batter	1	2	3	4	5	6	7	8	9	AB	R	H	RBI	BB	SO	LOB
7 José Reyes, S OBP: 0.282, SLG: 0.376 (1, 6)	2-1 G1-3			2-2 K	2-3 K			2-2 P6		4	0	0	0	0	2	0
Mike Cameron, R OBP: 0.396, SLG: 0.535 (1, 9)	3-3 K			0-1 1B 2B		0-3 K		2-3 K		4	1	1	0	0	3	0
15 Carlos Beltrán, S OBP: 0.315, SLG: 0.430 (1, 8)	3-2 G4-3			2-0 L8		1-1 G3-1		1-3 K		4	0	0	0	0	1	1
Cliff Floyd, L OBP: 0.353, SLG: 0.563 (1, 7)		1-2 G4-3		0-1 31 1B		3-2 HR		0-1 G6-3		4	1	2	2	0	0	0
31 Mike Piazza, R OBP: 0.325, SLG: 0.449 (1, 2)		1-1 F7		0-0 FC4 1B		0-0 G5-3		0-2 F9		4	0	1	0	0	0	0
Marlon Anderson, L OBP: 0.330, SLG: 0.337 (1, 4)		3-1 F8		0-1 FC4		0-1 G5-3		2-3 K		4	0	0	0	0	1	2
5 David Wright, R OBP: 0.383, SLG: 0.504 (1, 5)			1-2 F7		0-3 K		0-0 G5-3			3	0	0	0	0	1	0
Brian Daubach, L OBP: 0.345, SLG: 0.300 (1, 3)			1-3 K2-3		2-2 F7		4-0 BB			2	0	0	0	1	1	0
Kaz Ishii, L OBP: 0.284, SLG: 0.294 (1, 1)			0-0 G4-3		2-2 HR		3-2 K			1	0	0	0	0	0	0
Aaron Heilman, R OBP: 0.325, SLG: 0.486 (4, 1)										0	0	0	0	0	0	0
Jose Offerman, S OBP: 0.500, SLG: 1.000 (5, PH)										0	1	1	1	0	0	0
Daesung Koo, L OBP: 0.372, SLG: 0.439 (6, 1)										0	0	0	0	0	0	0
Victor Diaz, R OBP: 0.372, SLG: 0.439 (7, PH)										1	0	0	0	0	1	1
Heath Bell, R (8, 1)										0	0	0	0	0	0	0
Danny Graves, R (9, 1)										0	0	0	0	0	0	0

Inning Stats	R: 0	H: 0	E: 0	K: 1	S: 10	LOB: 0	BB: 0	P: 18	R: 0	H: 0	E: 0	K: 0	S: 7	LOB: 0	BB: 0	P: 12	R: 0	H: 0	E: 0	K: 1	S: 7	LOB: 0	BB: 0	P: 9	R: 1	H: 3	E: 0	K: 1	S: 12	LOB: 2	BB: 0	P: 16	R: 1	H: 1	E: 0	K: 2	S: 13	LOB: 0	BB: 0	P: 19	R: 1	H: 1	E: 0	K: 1	S: 10	LOB: 0	BB: 0	P: 14	R: 0	H: 0	E: 0	K: 1	S: 6	LOB: 1	BB: 1	P: 13	R: 0	H: 0	E: 0	K: 2	S: 10	LOB: 0	BB: 0	P: 15	R: 0	H: 0	E: 0	K: 1	S: 8	LOB: 0	BB: 0	P: 10	1B: 2	SF: 0	2B: 1	SAC: 0	3B: 0	DP: 0	HR: 2	HBP: 0	WP: 0	PA: 33
--------------	------	------	------	------	-------	--------	-------	-------	------	------	------	------	------	--------	-------	-------	------	------	------	------	------	--------	-------	------	------	------	------	------	-------	--------	-------	-------	------	------	------	------	-------	--------	-------	-------	------	------	------	------	-------	--------	-------	-------	------	------	------	------	------	--------	-------	-------	------	------	------	------	-------	--------	-------	-------	------	------	------	------	------	--------	-------	-------	-------	-------	-------	--------	-------	-------	-------	--------	-------	--------


PITCHER	IP	WLS	BF	H	R	ER	SO	BB	IBB	HBP	BLK	WP	HR	S	P	ERA	WHIP
Cory Lidle, R ERA: 4.1 (1, 1)	7.0	W	27	5	3	3	7	1	0	0	0	0	2	65	101	3.86	0.857
Ugueth Urbina, R ERA: 4.29 (8, 1)	1.0	H	3	0	0	0	2	0	0	0	0	0	0	10	15	0.00	0.000
Billy Wagner, L ERA: 2.27 (9, 1)	1.0	S	3	0	0	0	1	0	0	0	0	0	0	8	10	0.00	0.000

BOTTOM

Philadelphia Phillies @ New York Mets
Shea Stadium, Flushing, NY
 Wed Jun 29 2005, 7:10 PM EDT
 Att. 24,915 - Overcast - 73 F

livebaseballscorecards.com

AB	32
R	3
H	5
RBI	3
BB	1
SO	10
LOB	4



Batter	1	2	3	4	5	6	7	8	9	AB R H RBI BB SO LOB	TOP											
Kenny Lofton, L (1, 8) OBP: 0.445, SLG: 0.476	3-2 F9		0-0 SH1-3 1B		0-1 2B		0-1 1B		3-2 G6-3	5 1 3 1 0 0 0												
Endy Chavez, L (1, 7) OBP: 0.270, SLG: 0.281 Pat Burrell, R (7, PH) OBP: 0.379, SLG: 0.519 63 Ryan Madson, L (7, 1)	1-3 K		0-1 SH1-3 1-2		0-0 2B		1-0 G6-4-3 1B			2 0 1 1 0 1 0 1 0 1 0 0 0 0 0 0 0 0 0 0 0												
Bobby Abreu, L (1, 9) OBP: 0.435, SLG: 0.547	4-1 S BB		0-3 K		2-1 G4-3		3-2 G6-4-3 1-2f			3 0 0 0 1 1 4												
Jim Thome, L (1, 3) OBP: 0.360, SLG: 0.352	3-3 K		0-0 F7			2-2 G5-3		4-2 11 G1-6-3 BB		3 0 0 0 1 1 2												
11 Jimmy Rollins, S (1, 6) OBP: 0.313, SLG: 0.405		0-2 HR		0-3 K		1-2 26 G4-3 S 1B		0-0 G1-6-3		4 1 2 1 0 1 1												
26 Chase Utley, L (1, 4) OBP: 0.384, SLG: 0.532		4-2 G6-3 BB		1-2 P4		0-1 G4-3		4-1 G4-6-3 BB		2 0 0 0 2 0 1												
Tomas Perez, S (1, 5) OBP: 0.300, SLG: 0.268		0-3 K		1-1 G3		1-3 K		0-0 G4-6-3		4 0 0 0 0 2 4												
Todd Pratt, R (1, 2) OBP: 0.288, SLG: 0.419 Mike Lieberthal, R (2, 2) OBP: 0.308, SLG: 0.365		2-1 G6-3		3-2 F8			0-1 G3 1B		0-1 G5-3	1 0 0 0 0 0 1 3 1 1 0 0 0 0												
21 Jon Lieber, L (1, 1) OBP: 0.059, SLG: 0.091 Ramon Martinez, R (5, PH) OBP: 0.271, SLG: 0.258 Aaron Fultz, L (5, 1) OBP: 0.500, SLG: 0.500 Jason Michaels, R (7, PH) OBP: 0.403, SLG: 0.400		1-1 G6-3		1-1 F8			0-2 G3		3-2 F9	1 0 0 0 0 0 1 1 0 0 0 0 0 0 0 0 0 0 0 0 0 2 0 0 0 0 0 1												
Inning Stats	R: 0 E: 0 K: 2 S: 16	H: 0 LOB: 1 BB: 1 P: 27	R: 1 E: 0 K: 1 S: 14	H: 1 LOB: 1 BB: 1 P: 21	R: 0 E: 0 K: 1 S: 7	H: 1 LOB: 1 BB: 0 P: 7	R: 0 E: 0 K: 1 S: 8	H: 0 LOB: 0 BB: 0 P: 10	R: 1 E: 0 K: 0 S: 10	H: 2 LOB: 1 BB: 0 P: 16	R: 0 E: 0 K: 1 S: 14	H: 1 LOB: 1 BB: 0 P: 18	R: 1 E: 0 K: 0 S: 13	H: 3 LOB: 1 BB: 0 P: 17	R: 0 E: 0 K: 0 S: 5	H: 0 LOB: 1 BB: 2 P: 13	R: 0 E: 0 K: 0 S: 9	H: 0 LOB: 0 BB: 0 P: 15	1B: 5 2B: 2 3B: 0 HR: 1	SF: 0 SAC: 1 DP: 2 HBP: 0	WP: 0 PB: 0 SB: 2 CS: 0	PA: 37
PITCHER	IP WLS BF H R ER SO BB IBB HBP BLK WP HR S P ERA WHIP																					
45 Pedro Martinez, R (1, 1) ERA: 2.74	6.0 W 25 5 2 2 6 2 0 0 0 0 1 69 99 3.00 1.167																					
Heath Bell, R (7, 1) ERA: 4.26	0.1 H 2 1 1 1 0 0 0 0 0 0 0 5 5 27.00 3.000																					
43 Royce Ring, L (7, 1) ERA: 3.72	1.0 H 6 2 0 0 0 2 0 0 0 0 0 12 24 0.00 4.000																					
Roberto Hernandez, R (8, 1) ERA: 1.95	0.2 H 1 0 0 0 0 0 0 0 0 0 0 1 1 0.00 0.000																					
Braden Looper, R (9, 1) ERA: 3.81	1.0 S 3 0 0 0 0 0 0 0 0 0 0 9 15 0.00 0.000																					

Philadelphia Phillies @ New York Mets
Shea Stadium, Flushing, NY
Thu Jun 30 2005, 1:10 PM EDT
Att. 36,667 - Cloudy - 80 F

livebaseballscorecards.com

AB	32
R	3
H	8
RBI	3
BB	4
SO	6
LOB	15



Batter	1	2	3	4	5	6	7	8	9	AB R H RBI BB SO LOB	TOP											
Rafael Furcal, S (1, 6) OBP: 0.298, SLG: 0.367	1-2 1B	4-2 BB		3-2 HR 1B		1-2 HR 1B		2-2 P6		4 2 3 0 1 0 0												
4 Pete Orr, L (1, 4) OBP: 0.343, SLG: 0.415	2-0 BB 1B	0-2 1B		1-1 HR 1B		0-2 P4		1-2 P6		5 2 3 0 0 0 1												
Kelly Johnson, L (1, 7) OBP: 0.376, SLG: 0.459	2-2 1B BB	1-0 F9		0-0 HR		4-1 HR BB			4-1 G2-3 HR BB	3 3 2 3 2 0 2												
Andruw Jones, R (1, 8) OBP: 0.361, SLG: 0.610	4-2 1B BB		0-0 P4	2-0 2B		1-0 HR			0-0 G2-3	4 1 2 3 1 0 1												
Adam LaRoche, L (1, 3) OBP: 0.324, SLG: 0.451	0-1 1B		1-0 FC6-4 1B	0-3 K		2-2 G1-3			2-0 HR	5 1 3 3 0 1 1												
Wilson Betemit, S (1, 5) OBP: 0.364, SLG: 0.531	1-1 F7		3-2 FC6-4		2-3 K		2-2 F8		1-0 G3-1	5 0 0 0 0 1 4												
Ryan Langerhans, L (1, 9) OBP: 0.330, SLG: 0.414	0-0 G1-3		1-1 L8		1-2 G4-3		0-2 F7		0-0 G3	5 0 0 0 0 0 4												
16 Brian McCann, L (1, 2) OBP: 0.375, SLG: 0.533			3-3 K		0-0 G3		1-3 K			4 0 0 0 0 2 0												
29 John Smoltz, R (1, 1) OBP: 0.171, SLG: 0.175			0-0 F9							3 0 0 0 0 1 0												
48 Blaine Boyer, R (7, 1)										0 0 0 0 0 0 0												
Brian Jordan, R (8, PH) OBP: 0.290, SLG: 0.337										1 0 0 0 0 0 0												
Jim Brower, R (8, 1)										0 0 0 0 0 0 0												
Chris Reitsma, R (9, 1)										0 0 0 0 0 0 0												
Inning Stats	R: 1 E: 0 K: 0 S: 17	H: 4 LOB: 3 BB: 1 P: 27	R: 0 E: 0 K: 1 S: 12	H: 1 LOB: 2 BB: 1 P: 20	R: 0 E: 0 K: 0 S: 10	H: 1 LOB: 1 BB: 0 P: 15	R: 3 E: 0 K: 1 S: 19	H: 4 LOB: 1 BB: 0 P: 29	R: 0 E: 0 K: 1 S: 11	H: 0 LOB: 0 BB: 0 P: 14	R: 3 E: 0 K: 1 S: 15	H: 2 LOB: 0 BB: 1 P: 26	R: 0 E: 0 K: 1 S: 9	H: 0 LOB: 0 BB: 0 P: 12	R: 0 E: 0 K: 0 S: 9	H: 0 LOB: 0 BB: 0 P: 13	R: 2 E: 0 K: 0 S: 5	H: 1 LOB: 0 BB: 1 P: 12	1B: 9 2B: 1 3B: 0 HR: 3	SF: 0 SAC: 0 DP: 0 HBP: 0	WP: 0 PB: 0 SB: 0 CS: 0	PA: 43
PITCHER	IP WLS BF H R ER SO BB IBB HBP BLK WP HR S P ERA WHIP																					
Vicente Padilla, R (1, 1) ERA: 6.96	4.0 L 23 10 4 4 4 2 2 0 0 0 0 1 58 91 9.00 3.000																					
Geoff Geary, R (5, 1) ERA: 5.2	2.0 9 2 3 3 2 1 0 0 0 0 0 1 26 40 13.50 1.500																					
Aaron Fultz, L (7, 1) ERA: 3.09	1.0 3 0 0 0 1 0 0 0 0 0 0 0 9 12 0.00 0.000																					
Amaury Telemaco, R (8, 1) ERA: 4.22	2.0 8 1 2 2 0 1 0 0 0 0 0 1 14 25 9.00 1.000																					

Atlanta Braves @ Philadelphia Phillies
Citizens Bank Park, Philadelphia, PA

livebaseballscorecards.com

AB 39
R 9
H 13
RBI 9
BB 4
SO 5
LOB 13



Fri Jul 01 2005, 7:05 PM EDT
Att. 45,004 - Drizzle - 86 F

Batter	1	2	3	4	5	6	7	8	9	AB	R	H	RBI	BB	SO	LOB
11 Jimmy Rollins, S OBP: 0.313, SLG: 0.403	0-0 G4-3		1-2 G4-3		1-0 F9			0-1 G3 1B		4	0	1	0	0	0	0
Kenny Lofton, L OBP: 0.435, SLG: 0.464	1-3 K		1-1 G3-1		0-0 G4-3			3-1 F7		4	0	0	0	0	1	1
Bobby Abreu, L OBP: 0.433, SLG: 0.543	2-2 G4-3		2-2 1B		1-1 F8			1-1 G3		4	0	1	0	0	0	1
Pat Burrell, R OBP: 0.374, SLG: 0.511		2-3 K	2-3 K		3-3 K			3-3 K		4	0	0	0	0	4	2
26 Chase Utley, L OBP: 0.386, SLG: 0.534		1-1 G1-3 1B 2B		4-1 2B BB		0-3 K		3-3 K G4-6-3		3	1	1	0	1	2	0
David Bell, R OBP: 0.311, SLG: 0.344		2-2 G1-3		0-0 P6		0-1 F8		1-1 G4-6-3		4	0	0	0	0	0	3
Tomas Perez, S OBP: 0.309, SLG: 0.291		2-1 1B 1B		1-1 2B		2-3 K		0-2 P6		4	0	2	1	0	1	0
Mike Lieberthal, R OBP: 0.309, SLG: 0.364		0-1 1B		1-3 K		0-1 F8				3	0	1	0	0	1	2
Vicente Padilla, R OBP: 0.143, SLG: 0.214 Endy Chavez, L OBP: 0.266, SLG: 0.276 Geoff Cooney, R OBP: 0.500, SLG: 0.500 Aaron Fultz, L OBP: 0.500, SLG: 0.500 Ramon Martinez, R OBP: 0.286, SLG: 0.284 Amaury Telemaco, R		0-3 K		1-1 G3-1		0-2 L4				1	0	0	0	0	1	2

Inning Stats	R: 0	H: 0	E: 0	K: 1	S: 8	H: 0	LOB: 0	BB: 0	P: 11	R: 1	H: 3	E: 0	K: 2	S: 17	R: 0	H: 1	E: 0	K: 1	S: 12	R: 0	H: 1	E: 0	K: 1	S: 9	R: 0	H: 0	E: 0	K: 0	S: 4	R: 0	H: 0	E: 0	K: 2	S: 8	R: 0	H: 0	E: 0	K: 1	S: 10	R: 0	H: 1	E: 0	K: 1	S: 9	R: 0	H: 0	E: 0	K: 1	S: 8	R: 0	H: 0	E: 0	K: 1	S: 8	1B: 4	SF: 0	2B: 2	SAC: 0	3B: 0	DP: 1	HR: 0	HBP: 0	WP: 1	PA: 34
--------------	------	------	------	------	------	------	--------	-------	-------	------	------	------	------	-------	------	------	------	------	-------	------	------	------	------	------	------	------	------	------	------	------	------	------	------	------	------	------	------	------	-------	------	------	------	------	------	------	------	------	------	------	------	------	------	------	------	-------	-------	-------	--------	-------	-------	-------	--------	-------	--------

PITCHER	IP	WLS	BF	H	R	ER	SO	BB	IBB	HBP	BLK	WP	HR	S	P	ERA	WHIP
29 John Smoltz, R ERA: 2.68	(1, 1)	6.0	24	5	1	1	7	1	0	0	0	0	0	58	86	1.50	1.000
48 Blaine Boyer, R ERA: 0.96	(7, 1)	1.0	3	0	0	0	1	0	0	0	0	0	0	10	12	0.00	0.000
Jim Brower, R ERA: 5.84	(8, 1)	1.0	4	1	0	0	1	0	0	0	0	0	0	9	16	0.00	1.000
Chris Reitsma, R ERA: 3.89	(9, 1)	1.0	3	0	0	0	1	0	0	0	0	1	0	8	12	0.00	0.000

BOTTOM

Atlanta Braves @ Philadelphia Phillies
Citizens Bank Park, Philadelphia, PA

Fri Jul 01 2005, 7:05 PM EDT
Att: 45,004 - Drizzle - 86 F

AB	33
R	1
H	6
RBI	1
BB	1
SO	10
LOB	13

livebaseballscorecards.com

Batter	1	2	3	4	5	6	7	8	9	AB R H RBI BB SO LOB	TOP												
Rafael Furcal, S OBP: 0.296, SLG: 0.361 (1, 6)	3-2 BB 1B		1-3 K			0-0 F8	2-2 G4-3		1-3 K	5 0 1 0 0 2 1													
Kelly Johnson, L OBP: 0.365, SLG: 0.429 (1, 7)	4-2 G6-4-3 BB		3-2 F7			4-2 BB BB		2-3 K	1-3 K	3 0 0 0 2 2 1													
Marcus Giles, R OBP: 0.369, SLG: 0.455 (1, 4)	1-3 K			4-0 FC3-6 BB		0-2 F7		4-2 2B BB		2 1 0 0 2 1 3													
Andruw Jones, R OBP: 0.359, SLG: 0.602 (1, 8)	2-0 G6-4-3 1-2f			0-0 FC3-6 FC5-4 1-2f		4-1 FC4-6 BB		2-2 2B 1-H		3 0 1 1 1 0 3													
Adam LaRoche, L OBP: 0.327, SLG: 0.452 (1, 3)		0-0 2B		0-2 FC5-4 1-2f		0-0 FC4-6 1-2f		4-0 G4-6-3 IBB		3 0 1 0 1 0 3													
Johnny Estrada, S OBP: 0.315, SLG: 0.396 (1, 2)		2-2 F7		2-1 G6-3			0-0 2B G5-3 1B	0-1 G4-6-3 1-2f		4 1 1 0 0 0 4													
Ryan Langerhans, L OBP: 0.333, SLG: 0.429 (1, 9)		4-1 G4-3 BB			0-3 K		2-1 G5-3 WP 2B		1-1 SF8 3B	3 2 2 0 1 1 0	AB 29 R 4 H 6 RBI 3 BB 8 SO 9 LOB 20												
Wilson Betemit, S OBP: 0.353, SLG: 0.515 (1, 5)		3-2 G4-3 1-2f			1-3 K		1-3 K		1-1 SF8	3 0 0 1 0 2 4													
Jorge Sosa, R OBP: 0.143, SLG: 0.143 (1, 1)			1-3 K		1-1 G4-3		0-1 G5-3 2-3 3-H		3-H 4-2 BB	2 0 0 0 0 0 1 0 0 0 0 0 0 0 0 0 0 0 0 0 0 0 0 0 1 0 0 0 1 0 0 0 1 0 1 0 0 0 0 0 0 0 0 0 0													
John Foster, L (6, 1)																							
Kevin Gryboski, R (6, 1)																							
Julio Franco, R OBP: 0.362, SLG: 0.477 (7, PH)																							
Dan Kolb, R (7, 1)																							
Jim Brower, R (8, 1)																							
Brian Jordan, R OBP: 0.292, SLG: 0.335 (9, PH)																							
Chris Reitsma, R (9, 1)																							
Inning Stats	R: 0 E: 0 K: 1 S: 12	H: 1 LOB: 1 BB: 1 P: 22	R: 0 E: 0 K: 0 S: 10	H: 1 LOB: 1 BB: 1 P: 19	R: 0 E: 0 K: 2 S: 9	H: 0 LOB: 0 BB: 0 P: 14	R: 0 E: 0 K: 0 S: 8	H: 0 LOB: 1 BB: 1 P: 14	R: 0 E: 0 K: 2 S: 8	H: 0 LOB: 0 BB: 0 P: 10	R: 0 E: 0 K: 1 S: 9	H: 0 LOB: 2 BB: 2 P: 17	R: 2 E: 0 K: 1 S: 11	H: 2 LOB: 0 BB: 0 P: 16	R: 1 E: 0 K: 1 S: 11	H: 1 LOB: 1 BB: 2 P: 23	R: 1 E: 0 K: 2 S: 15	H: 1 LOB: 1 BB: 1 P: 23	1B: 2 2B: 3 3B: 1 HR: 0	SF: 1 SAC: 0 DP: 3 HBP: 0	WP: 1 PB: 0 SB: 0 CS: 0	PA: 38	
PITCHER	IP WLS BF H R ER SO BB IBB HBP BLK WP HR S P ERA WHIP																						
Robinson Tejeda, R ERA: 1.96 (1, 1)	6.0		23	2	0	0	5	5	0	0	0	0	0	56	96	0.00	1.167						
Rheal Cormier, L ERA: 6.08 (7, 1)	0.1	H	3	2	2	2	1	0	0	0	0	0	0	6	9	54.00	6.000						
63 Ryan Madson, R ERA: 3.3 (7, 1)	0.2	H	2	0	0	0	0	0	0	0	0	1	0	5	7	0.00	0.000						
Ugueth Urbina, R ERA: 4.42 (8, 1)	1.0	B	5	1	1	1	1	1	1	0	0	0	0	11	23	9.00	2.000						
Billy Wagner, L ERA: 2.41 (9, 1)	1.0	L	5	1	1	1	2	1	0	0	0	0	0	15	23	9.00	2.000						

Atlanta Braves @ Philadelphia Phillies
Citizens Bank Park, Philadelphia, PA

Sun Jul 03 2005, 8:05 PM EDT
Att: 39,732 - Partly Cloudy - 79 F

livebaseballscorecards.com



Batter	1	2	3	4	5	6	7	8	9	AB	R	H	RBI	BB	SO	LOB
11 Jimmy Rollins, S OBP: 0.310, SLG: 0.399 (1, 6)	2-1 F7		1-2 L8		0-0 F8		1-0 F7			4	0	0	0	0	0	2
Kenny Lofton, L OBP: 0.424, SLG: 0.452 (1, 8)	1-2 F8			1-0 G4-3	1-2 FC3-6		0-3 K			4	0	0	0	0	1	2
Bobby Abreu, L OBP: 0.436, SLG: 0.540 (1, 9)	2-2 G4-3			4-2 6 HR BB		4-0 26 BB BB		3-1 CS 1B		2	1	1	0	2	0	0
Pat Burrell, R OBP: 0.377, SLG: 0.519 (1, 7)		4-2 BB		4-2 6 HR BB		3-0 F8		3-3 K		2	1	0	0	2	1	2
26 Chase Utley, L OBP: 0.385, SLG: 0.522 (1, 4)		3-3 K		1-1 F7		4-1 BB		4-2 BB		2	0	0	0	2	1	3
6 Ryan Howard, L OBP: 0.289, SLG: 0.472 (1, 3)		1-3 K		0-0 1-H 2-H HR		2-3 K		1-1 G1-6-3		4	1	1	3	0	2	4
David Bell, R OBP: 0.309, SLG: 0.353 (1, 5)		1-0 G5-3		2-3 K		2-1 L5				4	0	0	0	0	1	3
Mike Lieberthal, R OBP: 0.308, SLG: 0.362 (1, 2)			1-0 L4		2-1 E5 FC3-6		2-1 SH1-4 1B			4	0	1	0	0	0	0
Robinson Tejeda, R Rheal Cormier, L 63 Ryan Madson, L Andy Chavez, L Ugueth Urbina, R Billy Wagner, L Tomas Perez, S (1, 1) (7, 1) (7, 1) (7, PH) (8, 1) (9, 1) (9, PH)			0-1 B1-3		1-3 K		0-0 SH1-4		1-3 K	2	0	0	0	0	1	1

Inning Stats	R: 0	H: 0	E: 0	LOB: 0	K: 0	S: 8	P: 13	R: 0	H: 0	E: 0	LOB: 1	K: 2	S: 9	P: 18	R: 0	H: 0	E: 0	LOB: 0	K: 0	S: 9	P: 11	R: 3	H: 1	E: 0	LOB: 0	K: 1	S: 13	P: 25	R: 0	H: 0	E: 1	LOB: 1	K: 1	S: 9	P: 13	R: 0	H: 0	E: 0	LOB: 2	K: 1	S: 7	P: 22	R: 0	H: 1	E: 0	LOB: 1	K: 1	S: 7	P: 10	R: 0	H: 1	E: 0	LOB: 1	K: 1	S: 9	P: 20	R: 0	H: 0	E: 0	LOB: 0	K: 1	S: 12	P: 18	1B: 2	SF: 0	2B: 0	SAC: 1	3B: 0	DP: 0	HR: 1	HBP: 0	WP: 0	PA: 36
--------------	------	------	------	--------	------	------	-------	------	------	------	--------	------	------	-------	------	------	------	--------	------	------	-------	------	------	------	--------	------	-------	-------	------	------	------	--------	------	------	-------	------	------	------	--------	------	------	-------	------	------	------	--------	------	------	-------	------	------	------	--------	------	------	-------	------	------	------	--------	------	-------	-------	-------	-------	-------	--------	-------	-------	-------	--------	-------	--------

PITCHER	IP	WLS	BF	H	R	ER	SO	BB	IBB	HBP	BLK	WP	HR	S	P	ERA	WHIP
Jorge Sosa, R ERA: 3.02 (1, 1)	5.1		22	1	3	3	4	4	0	0	0	0	1	49	88	5.06	0.938
John Foster, L ERA: 2.87 (6, 1)	0.1		2	0	0	0	1	1	0	0	0	0	0	4	10	0.00	3.000
Kevin Gryboski, R ERA: 1.53 (6, 1)	0.1		1	0	0	0	0	0	0	0	0	0	0	2	4	0.00	0.000
Dan Kolb, R ERA: 5.63 (7, 1)	1.0		4	1	0	0	1	0	0	0	0	0	0	7	10	0.00	1.000
Jim Brower, R ERA: 5.68 (8, 1)	1.0	W	4	1	0	0	1	1	0	0	0	0	0	9	20	0.00	2.000

BOTTOM

Atlanta Braves @ Philadelphia Phillies
Citizens Bank Park, Philadelphia, PA

Sun Jul 03 2005, 8:05 PM EDT
Att. 39,732 - Partly Cloudy - 79 F

livebaseballscorecards.com

AB	29
R	3
H	3
RBI	3
BB	6
SO	8
LOB	17



Batter	1	2	3	4	5	6	7	8	9	AB R H RBI BB SO LOB	TOP	
11 Jimmy Rollins, S (1, 6) OBP: 0.310, SLG: 0.398 Ramon Martinez, R (7, PH) OBP: 0.274, SLG: 0.261 (7, 6)	1-1 		2-1 				3-1 		1-3 	4 1 1 0 0 0 4 2 0 1 0 0 1 0		
Jason Michaels, R (1, 8) OBP: 0.416, SLG: 0.401 (6, 9)	1-1 		4-2 				0-2 		4-1 	4 3 2 1 2 0 2		
Bobby Abreu, L (1, 9) OBP: 0.436, SLG: 0.550 Andy Chavez, L (6, 8) OBP: 0.273, SLG: 0.283	2-1 		3-2 			2-3 	0-1 		1-1 	4 2 2 5 0 1 0 2 0 1 0 0 0 3		
Pat Burrell, R (1, 7) OBP: 0.382, SLG: 0.524		1-3 	1-3 			4-2 		3-1 	1-2 	5 1 3 2 1 2 0		
26 Chase Utley, L (1, 4) OBP: 0.384, SLG: 0.517		2-3 		3-1 	0-1 	0-2 		3-2 	0-1 	6 1 2 0 0 1 3		
David Bell, R (1, 5) OBP: 0.309, SLG: 0.363		2-2 		2-1 	0-1 	1-0 		3-3 	3-1 	6 1 2 1 0 1 5		
6 Ryan Howard, L (1, 3) OBP: 0.302, SLG: 0.475 Aaron Fultz, L (8, 1) OBP: 0.500, SLG: 0.500 Tim Worrell, R (9, 1)			0-1 	1-3 	3-2 		2-1 	1-3 		4 2 2 1 0 2 3 0 0 0 0 0 0 0 0 0 0 0 0 0 0	AB 42 R 12 H 18 RBI 10 BB 5 SO 10 LOB 27	
Mike Lieberthal, R (1, 2) OBP: 0.322, SLG: 0.365			1-0 	4-0 	4-0 		2-0 	1-0 		1 1 1 0 2 0 0		
Cory Lidle, R (1, 1) OBP: 0.233, SLG: 0.207 Tomas Perez, S (8, PH) OBP: 0.302, SLG: 0.284 (8, 3)			1-0 	0-3 	1-1 		2-3 	1-2 		3 0 1 0 0 2 4 1 0 0 0 0 0 3		
Inning Stats	R: 0 H: 0 E: 0 LOB: 0 K: 0 BB: 0 S: 6 P: 10	R: 0 H: 0 E: 0 LOB: 0 K: 2 BB: 0 S: 11 P: 16	R: 4 H: 3 E: 0 LOB: 0 K: 1 BB: 1 S: 16 P: 28	R: 0 H: 1 E: 0 LOB: 2 K: 2 BB: 1 S: 10 P: 20	R: 6 H: 7 E: 2 LOB: 2 K: 0 BB: 1 S: 20 P: 35	R: 0 H: 0 E: 0 LOB: 1 K: 1 BB: 1 S: 11 P: 18	R: 1 H: 3 E: 0 LOB: 2 K: 1 BB: 0 S: 12 P: 21	R: 0 H: 2 E: 0 LOB: 3 K: 2 BB: 0 S: 19 P: 31	R: 1 H: 2 E: 0 LOB: 2 K: 1 BB: 1 S: 13 P: 23	1B: 14 SF: 1 2B: 2 SAC: 1 3B: 1 DP: 1 HR: 1 HBP: 2	WP: 0 PA: 51 PB: 0 SB: 0 CS: 0	
PITCHER Dave Williams, L (1, 1) ERA: 4.37 Ryan Vogelsong, R (5, 1) ERA: 5.18 16 Salomon Torres, R (8, 1) ERA: 3.82 Rick White, R (9, 1) ERA: 2.9	IP WLS BF H R ER SO BB IBB HBP BLK WP HR S P ERA WHIP											PITCHER IP WLS BF H R ER SO BB IBB HBP BLK WP HR S P ERA WHIP

Philadelphia Phillies @ Pittsburgh Pirates
 PNC Park, Pittsburgh, PA
 Mon Jul 04 2005, 4:05 PM EDT
 Att. 37,259 - Partly Cloudy - 86 F

livebaseballscorecards.com

Batter	1	2	3	4	5	6	7	8	9	AB R H RBI BB SO LOB	TOP
11 Jimmy Rollins, S (1, 6) OBP: 0.306, SLG: 0.393	1-1 F8			2-1 F7	2-1 G6-4-3			0-3 K		4 0 0 0 0 1 2	Philadelphia Phillies @ Pittsburgh Pirates PNC Park, Pittsburgh, PA Tue Jul 05 2005, 7:05 PM EDT Att. 13,442 - Cloudy - 72 F
Kenny Lofton, L (1, 8) OBP: 0.420, SLG: 0.443	1-0 G5-3			4-2 26 BB BB		2-0 P5		1-1 L6		3 0 0 0 1 0 0	
Bobby Abreu, L (1, 9) OBP: 0.434, SLG: 0.544	1-3 K			4-2 26 BB BB		2-3 K			2-3 K	3 0 0 0 1 3 0	
Pat Burrell, R (1, 7) OBP: 0.378, SLG: 0.516		0-0 G6-3		1-3 K		2-3 K			3-3 K	4 0 0 0 0 3 2	
26 Chase Utley, L (1, 4) OBP: 0.390, SLG: 0.519		2-2 F8		4-0 1-2 2-3 BB		0-1 6 G4-6-3 1B			1-2 1B	3 0 2 0 1 0 0	
6 Ryan Howard, L (1, 3) OBP: 0.277, SLG: 0.432		0-3 K		0-0 L8		2-1 G4-6-3			2-3 K	4 0 0 0 0 2 5	
David Bell, R (1, 5) OBP: 0.310, SLG: 0.362			1-3 K		0-1 1B 1B		1-0 E6			3 0 1 0 0 1 0	
Todd Pratt, R (1, 2) OBP: 0.276, SLG: 0.388			0-1 F9		0-3 K		1-3 K			3 0 0 0 0 2 2	
21 Jon Lieber, L (1, 1) OBP: 0.059, SLG: 0.091 Geoff Geary, R (2, 1) OBP: 0.323, SLG: 0.333 Endy Chavez, L (5, PH) OBP: 0.294, SLG: 0.295 63 Ryan Madson, L (5, 1) Rheal Cormier, L (7, 1) Tomas Perez, S (8, PH) Ugueth Urbina, R (8, 1)			0-2 G1-3		1-0 11 G6-4-3 1B			0-0 G4-3		0 0 0 0 0 0 0 0 1 0 0 0 0 0 0 0 1 0 1 0 1 0 0 0 0 0 0 0 0 0 0 0 0 0 0 0	
Inning Stats	R: 0 H: 0 E: 0 LOB: 0 K: 1 BB: 0 S: 6 P: 9	R: 0 H: 0 E: 0 LOB: 0 K: 1 BB: 0 S: 8 P: 10	R: 0 H: 0 E: 0 LOB: 0 K: 1 BB: 0 S: 8 P: 9	R: 0 H: 0 E: 0 LOB: 3 K: 1 BB: 3 S: 11 P: 26	R: 0 H: 2 E: 0 LOB: 1 K: 1 BB: 0 S: 8 P: 11	R: 0 H: 0 E: 0 LOB: 0 K: 2 BB: 0 S: 8 P: 14	R: 0 H: 1 E: 1 LOB: 1 K: 1 BB: 0 S: 9 P: 13	R: 0 H: 0 E: 0 LOB: 0 K: 1 BB: 0 S: 6 P: 7	R: 0 H: 1 E: 0 LOB: 1 K: 3 BB: 0 S: 14 P: 22	1B: 4 SF: 0 2B: 0 SAC: 0 3B: 0 DP: 2 HR: 0 HBP: 0	WP: 0 PA: 33 PB: 0 SB: 0 CS: 0
PITCHER Kip Wells, R (1, 1) ERA: 4.25	IP WLS BF H R ER SO BB IBB HBP BLK WP HR S P ERA WHIP										
	9.0 W 33 4 0 0 12 3 0 0 0 0 0 0 78 121 0.00 0.778										

AB	30
R	0
H	4
RBI	0
BB	3
SO	12
LOB	11



Batter	1	2	3	4	5	6	7	8	9	AB R H RBI BB SO LOB
Matt Lawton, L (1, 9) OBP: 0.376, SLG: 0.448	1-1 G4-3	2-2 G3-1			0-1 HR 2B		0-0 G4-3			4 1 1 1 0 0 2
12 Freddy Sanchez, R (1, 5) OBP: 0.324, SLG: 0.368	2-1 F8		2-2 G5-3		2-1 P4		0-2 G6-3			4 0 0 0 0 0 1
Jason Bay, R (1, 7) OBP: 0.394, SLG: 0.571	0-2 FC1-5 BB 1B		1-3 K		1-1 HR 2B		2-2 2B			4 1 3 2 0 1 0
Rob Mackowiak, L (1, 8) OBP: 0.363, SLG: 0.455	4-1 1-2 BB		2-1 G4-3		0-0 F7		2-2 G5-3			3 0 0 0 1 0 1
Jose Castillo, R (1, 4) OBP: 0.322, SLG: 0.422	1-2 FC1-5 2-3f			0-1 G3	0-1 G1-3			2-3 K		4 0 0 0 0 1 2
Daryle Ward, L (1, 3) OBP: 0.347, SLG: 0.481				0-1 1B		0-0 G4-3		0-0 F8		4 0 1 0 0 1 0
11 Humberto Cota, R (1, 2) OBP: 0.301, SLG: 0.393		3-2 SH5-4 2B 1B		2-3 SAFE K		1-0 F7		4-2 FC6-4 BB		3 0 1 0 1 1 1
2 Jack Wilson, R (1, 6) OBP: 0.262, SLG: 0.334		1-2 SH5-4 1B		2-2 K		2-1 1B		1-0 FC6-4 1-2f		4 0 2 0 0 1 2
Kip Wells, R (1, 1) OBP: 0.182, SLG: 0.188		1-1 SH5-4 1-2 2-3			1-0 2B 2B		0-1 G1-3			2 1 1 0 0 0 1

Inning Stats	R: 0 E: 0 K: 11 S: 11	H: 1 LOB: 2 BB: 1 P: 19	R: 0 E: 0 K: 19 S: 19	H: 2 LOB: 2 BB: 0 P: 26	R: 0 E: 0 K: 9 S: 9	H: 0 LOB: 0 BB: 0 P: 14	R: 0 E: 0 K: 2 S: 10	H: 1 LOB: 1 BB: 0 P: 14	R: 3 E: 0 K: 10 S: 10	H: 3 LOB: 0 BB: 0 P: 14	R: 0 E: 0 K: 6 S: 6	H: 1 LOB: 1 BB: 0 P: 9	R: 0 E: 0 K: 11 S: 11	H: 1 LOB: 1 BB: 0 P: 15	R: 0 E: 0 K: 10 S: 10	H: 0 LOB: 1 BB: 1 P: 17
--------------	--------------------------------	----------------------------------	--------------------------------	----------------------------------	------------------------------	----------------------------------	-------------------------------	----------------------------------	--------------------------------	----------------------------------	------------------------------	---------------------------------	--------------------------------	----------------------------------	--------------------------------	----------------------------------

BOTTOM																									
Philadelphia Phillies @ Pittsburgh Pirates PNC Park, Pittsburgh, PA Tue Jul 05 2005, 7:05 PM EDT Att: 13,442 - Cloudy - 72 F																									
AB	32	R	3	H	9	RBI	3	BB	2	SO	5	LOB	10												
WP	0	PA	35	PB	0	SB	0	CS	0	1B	5	SF	0	2B	3	SAC	1	3B	0	DP	0	HR	1	HBP	0

PITCHER	IP	WLS	BF	H	R	ER	SO	BB	IBB	HBP	BLK	WP	HR	S	P	ERA	WHIP
21 Jon Lieber, R (1, 1) ERA: 5.13	1.0		5	1	0	0	0	1	0	0	0	0	0	11	19	0.00	2.000
Geoff Geary, R (2, 1) ERA: 4.7	3.0		12	3	0	0	4	0	0	0	0	0	0	38	54	0.00	1.000
63 Ryan Madson, R (5, 1) ERA: 3.72	2.0	L	10	4	3	3	0	0	0	0	0	0	1	16	23	13.50	2.000
Rheal Cormier, L (7, 1) ERA: 5.86	1.0		4	1	0	0	0	0	0	0	0	0	0	11	15	0.00	1.000
Ugueth Urbina, R (8, 1) ERA: 4.3	1.0		4	0	0	0	1	1	0	0	0	0	0	10	17	0.00	1.000

Batter	1	2	3	4	5	6	7	8	9	AB	R	H	RBI	BB	SO	LOB	TOP								
Jason Michaels, R OBP: 0.411, SLG: 0.395 (1, 8) (7, 7)	1-3 K		1-1 2-H 1B			2-1 G5-3	0-0 E3 WP		0-0 F9	5	0	1	1	0	1	3									
David Bell, R OBP: 0.305, SLG: 0.356 (1, 5)	0-1 F9		0-0 L5			1-1 G5-3	1-1 P4		2-1 G5-3	5	0	0	0	0	0	5									
Bobby Abreu, L OBP: 0.434, SLG: 0.539 (1, 9)	3-2 G4-1					0-0 F7	4-0 IBB		4-0 FC4-6 IBB	3	0	0	0	2	0	0									
Pat Burrell, R OBP: 0.376, SLG: 0.516 63 Ryan Madson, L Ugueth Urbina, R Endy Chavez, L OBP: 0.279, SLG: 0.290 Billy Wagner, L OBP: 0.500, SLG: 0.500 (1, 7) (7, 1) (8, 1) (9, PH) (9, 1)		3-2 G5-3				0-0 F7			0-1 FC4-6 1-2f	4	1	1	0	0	0	3									
26 Chase Utley, L OBP: 0.395, SLG: 0.519 (1, 4)	0-1 G4-3					4-2 BB				2	1	1	0	2	0	0									
6 Ryan Howard, L OBP: 0.275, SLG: 0.404 (1, 3)	0-2 P5					0-0 G3				3	1	0	0	1	0	2									
Mike Lieberthal, R OBP: 0.321, SLG: 0.369 (1, 2)			2-2 1B 2B			2-2 G5-3				3	1	1	1	0	0	1									
Tomas Perez, S OBP: 0.297, SLG: 0.290 (1, 6)			0-1 L7			0-3 K				4	1	1	1	0	1	2									
Vicente Padilla, R OBP: 0.125, SLG: 0.188 Kenny Lofton, L OBP: 0.427, SLG: 0.447 (1, 1) (7, PH) (7, 8)			0-3 K			3-3 K				2	0	0	0	0	2	1									
										1	0	1	0	1	0	0									
Inning Stats	R: 0 E: 0 K: 1 S: 8	H: 0 LOB: 0 BB: 0 P: 12	R: 0 E: 0 K: 0 S: 8	H: 0 LOB: 0 BB: 0 P: 11	R: 1 E: 0 K: 1 S: 12	H: 2 LOB: 1 BB: 0 P: 15	R: 0 E: 0 K: 0 S: 7	H: 0 LOB: 1 BB: 1 P: 13	R: 0 E: 0 K: 2 S: 10	H: 0 LOB: 0 BB: 0 P: 15	R: 0 E: 0 K: 0 S: 5	H: 0 LOB: 0 BB: 0 P: 8	R: 4 E: 1 K: 0 S: 14	H: 2 LOB: 3 BB: 4 P: 35	R: 0 E: 0 K: 0 S: 10	H: 1 LOB: 1 BB: 0 P: 15	R: 0 E: 0 K: 0 S: 7	H: 1 LOB: 2 BB: 1 P: 16	1B: 3 2B: 3 3B: 0 HR: 0	SF: 1 SAC: 0 DP: 0 HBP: 0	WP: 1 PB: 0 SB: 0 CS: 0	PA: 40			
PITCHER	IP	WLS	BF	H	R	ER	SO	BB	IBB	HBP	BLK	WP	HR	S	P	ERA	WHIP								
Mark Redman, L ERA: 3.76 (1, 1)	6.0	L	24	3	4	3	4	3	0	0	0	0	0	56	89	4.50	1.000								
Rick White, R ERA: 2.83 (7, 1)	1.0		7	1	1	0	0	0	2	0	0	1	0	8	20	0.00	1.000								
34 John Grabow, L ERA: 1.96 (8, 1)	1.0		4	1	0	0	0	0	0	0	0	0	0	10	15	0.00	1.000								
16 Salomon Torres, R ERA: 3.72 (9, 1)	1.0		5	1	0	0	0	0	1	0	0	0	0	7	16	0.00	1.000								

Philadelphia Phillies @ Pittsburgh Pirates
PNC Park, Pittsburgh, PA
Wed Jul 06 2005, 7:05 PM EDT
Att. 19,961 - Partly Cloudy - 77 F

livebaseballscorecards.com

AB	33
R	5
H	6
RBI	3
BB	6
SO	4
LOB	19



Batter	1	2	3	4	5	6	7	8	9	AB	R	H	RBI	BB	SO	LOB
Matt Lawton, L OBP: 0.377, SLG: 0.455 (1, 9)	0-0 F9		1-1 P5		0-0 2B		1-1 2B			4	0	2	0	0	0	1
Tike Redman, L OBP: 0.324, SLG: 0.389 (1, 8)	1-2 G6-3			0-1 G1-3 FC1-2 2B	0-1 F9		2-0 G1-3			4	0	1	0	0	0	3
Jason Bay, R OBP: 0.392, SLG: 0.565 (1, 7)	1-1 G5-3			4-2 PB G1-3 BB		1-1 G6-3		0-3 K		3	0	0	0	1	1	0
Rob Mackowiak, L OBP: 0.361, SLG: 0.449 (1, 5)		2-2 G4-3		2-1 G1-3	1-2 2-3	4-2 E 1B BB		1-2 K		3	0	0	0	1	1	2
Jose Castillo, R OBP: 0.320, SLG: 0.419 (1, 4)		1-1 F9		0-1 FC1-2		0-0 E5		2-2 P3		4	0	1	0	0	0	2
Daryle Ward, L OBP: 0.342, SLG: 0.474 (1, 3)		3-2 P5		2-1 L4	2-3	2-1 P4			2-2 G3-1	4	0	0	0	0	0	4
David Ross, R OBP: 0.263, SLG: 0.380 (1, 2)			3-3 K		4-2 G6-4-3 BB	0-3 K			0-3 K	2	0	0	0	1	2	2
34 John Grabow, L (8, 1)										0	0	0	0	0	0	0
16 Salomon Torres, R OBP: 0.500, SLG: 0.500 (9, 1)										0	0	0	0	0	0	0
Michael Restovich, R OBP: 0.313, SLG: 0.432 (9, PH)										1	0	0	0	0	1	0
2 Jack Wilson, R OBP: 0.262, SLG: 0.337 (1, 6)		2-0 2B		0-2 G6-4-3	1-2f		2-2 G4-3		3-2 F7	4	0	1	0	0	0	1
Mark Redman, L OBP: 0.158, SLG: 0.086 (1, 1)			0-0 F7		4-1 2B BB		2-2 G5-3			1	0	0	0	1	0	1
Rick White, R (7, 1)										0	0	0	0	0	0	0
11 Humberto Cota, R OBP: 0.299, SLG: 0.391 (7, 2)										1	0	0	0	0	0	0

Inning Stats	R: 0	H: 0	E: 0	K: 0	S: 6	P: 8	R: 0	H: 0	E: 0	K: 0	S: 9	R: 0	H: 1	E: 0	K: 1	S: 8	R: 0	H: 1	E: 0	K: 0	S: 10	R: 0	H: 1	E: 0	K: 1	S: 10	R: 0	H: 1	E: 1	K: 1	S: 11	R: 0	H: 1	E: 0	K: 0	S: 10	R: 0	H: 0	E: 0	K: 2	S: 11	R: 0	H: 0	E: 0	K: 1	S: 12	R: 0	H: 0	E: 0	K: 1	S: 12	1B: 1	2B: 4	3B: 0	HR: 0	SF: 0	SAC: 0	DP: 1	HBP: 0	WP: 0	PB: 1	SB: 0	CS: 0	PA: 35
--------------	------	------	------	------	------	------	------	------	------	------	------	------	------	------	------	------	------	------	------	------	-------	------	------	------	------	-------	------	------	------	------	-------	------	------	------	------	-------	------	------	------	------	-------	------	------	------	------	-------	------	------	------	------	-------	-------	-------	-------	-------	-------	--------	-------	--------	-------	-------	-------	-------	--------

PITCHER	IP	WLS	BF	H	R	ER	SO	BB	IBB	HBP	BLK	WP	HR	S	P	ERA	WHIP
Vicente Padilla, R ERA: 6.27 (1, 1)	6.0	W	25	4	0	0	2	4	0	0	0	0	0	54	91	0.00	1.333
63 Ryan Madson, R ERA: 3.65 (7, 1)	1.0		4	1	0	0	0	0	0	0	0	0	0	10	17	0.00	1.000
Ugueth Urbina, R ERA: 4.19 (8, 1)	1.0		3	0	0	0	2	0	0	0	0	0	0	11	14	0.00	0.000
Billy Wagner, L ERA: 2.35 (9, 1)	1.0		3	0	0	0	1	0	0	0	0	0	0	12	17	0.00	0.000

BOTTOM

Philadelphia Phillies @ Pittsburgh Pirates
PNC Park, Pittsburgh, PA
Wed Jul 06 2005, 7:05 PM EDT
Att. 19,961 - Partly Cloudy - 77 F

livebaseballscorecards.com

AB	31
R	0
H	5
RBI	0
BB	4
SO	5
LOB	16



Batter	1	2	3	4	5	6	7	8	9	AB R H RBI BB SO LOB	TOP											
Jason Michaels, R (1, 8) OBP: 0.411, SLG: 0.413	2-3 K		2-2 3B		2-1 2B		3-2 F9		2-2 G4-3	5 0 2 0 0 1 4												
David Bell, R (1, 5) OBP: 0.304, SLG: 0.358	0-0 2B		2-1 L6		0-0 G5-3			2-3 K		4 0 1 0 0 1 2												
Bobby Abreu, L (1, 9) OBP: 0.432, SLG: 0.538	2-2 P6			3-3 K		0-2 K		1-0 26 1B 2B		4 1 1 0 0 2 1												
Pat Burrell, R (1, 7) OBP: 0.375, SLG: 0.512	1-0 G5-3			1-1 2B 1B		1-0 P4		2-3 K		4 0 1 0 0 1 2												
26 Chase Utley, L (1, 4) OBP: 0.393, SLG: 0.514		2-1 F7		1 SAFE 2-2 F7		2-3 K		0-2 2-H 1B		4 0 1 1 0 1 1												
Mike Lieberthal, R (1, 2) OBP: 0.320, SLG: 0.372		1-2 K		3-1 2B		1-2 F7		0-0 P6		4 0 1 0 0 1 1												
6 Ryan Howard, L (1, 3) OBP: 0.273, SLG: 0.392			1-1 F9		1-3 K		2-3 K		2-2 SH2-3 1B	4 0 1 0 0 2 2												
11 Jimmy Rollins, S (9, PR) OBP: 0.306, SLG: 0.393										0 0 0 0 0 0 0												
Tomas Perez, S (1, 6) OBP: 0.298, SLG: 0.302			1-1 G5-3		3-3 K		0-0 2B		0-0 SH2-3	3 0 1 0 0 1 0												
39 Brett Myers, R (1, 1) OBP: 0.118, SLG: 0.063			1-2 G1-3		0-2 G4-3		4-2 BB		1-3 K	2 0 0 0 0 0 0												
Aaron Fultz, L (6, 1) OBP: 0.500, SLG: 0.500										0 0 0 0 0 0 0												
Ramon Martinez, R (7, PH) OBP: 0.294, SLG: 0.261										0 0 0 0 0 1 0 0												
Tim Worrell, R (7, 1) OBP: 0.294, SLG: 0.261										0 0 0 0 0 0 0 0												
Rheal Cormier, L (8, 1) OBP: 0.294, SLG: 0.261										0 0 0 0 0 0 0 0												
Kenny Lofton, L (9, PH) OBP: 0.425, SLG: 0.444										1 0 0 0 0 1 2												
Inning Stats	R: 0 E: 0 K: 1 S: 9	H: 1 LOB: 1 BB: 0 P: 14	R: 0 E: 0 K: 1 S: 7	H: 0 LOB: 0 BB: 0 P: 11	R: 0 E: 0 K: 0 S: 10	H: 1 LOB: 1 BB: 0 P: 16	R: 0 E: 0 K: 2 S: 13	H: 2 LOB: 2 BB: 0 P: 23	R: 0 E: 0 K: 1 S: 9	H: 1 LOB: 1 BB: 0 P: 14	R: 0 E: 0 K: 2 S: 9	H: 0 LOB: 0 BB: 0 P: 12	R: 0 E: 0 K: 1 S: 12	H: 1 LOB: 2 BB: 1 P: 22	R: 1 E: 0 K: 2 S: 14	H: 2 LOB: 1 BB: 0 P: 19	R: 0 E: 0 K: 1 S: 11	H: 1 LOB: 2 BB: 0 P: 16	1B: 3 2B: 5 3B: 1 HR: 0	SF: 0 SAC: 1 DP: 0 HBP: 0	WP: 0 PB: 0 SB: 0 CS: 0	PA: 37
PITCHER	IP WLS BF H R ER SO BB IBB HBP BLK WP HR S P ERA WHIP																					
57 Zach Duke, L (1, 1) ERA: 1.93	7.0 W 28 6 0 0 8 1 0 0 0 0 0 0 69 112 0.00 1.000																					
34 John Grabow, L (8, 1) ERA: 2.31	0.1 H 2 1 1 1 1 0 0 0 0 0 0 0 7 10 27.00 3.000																					
Rick White, R (8, 1) ERA: 2.79	0.2 H 3 1 0 0 1 0 0 0 0 0 0 0 7 9 0.00 1.500																					
Jose Mesa, R (9, 1) ERA: 4.31	1.0 S 4 1 0 0 1 0 0 0 0 0 0 0 11 16 0.00 1.000																					

Philadelphia Phillies @ Pittsburgh Pirates
PNC Park, Pittsburgh, PA
Thu Jul 07 2005, 7:05 PM EDT
Att. 20,942 - Overcast - 74 F

AB	35
R	1
H	9
RBI	1
BB	1
SO	11
LOB	15



Batter	1	2	3	4	5	6	7	8	9	AB R H RBI BB SO LOB	TOP
Brad Wilkerson, L (1, 8) OBP: 0.378, SLG: 0.439	1-3 		1-2 HBP SH1-3 BB 1B	0-1 2B 1B		1-2 CS SH 1B		3-2 P5		5 2 3 0 0 1 0	
Jamey Carroll, R (1, 6) OBP: 0.310, SLG: 0.285	2-3 		0-0 SH1-3 1-2	3-2 1B 2B		0-0 SH HR CS		1-3 		3 1 1 0 0 2 0	
Jose Vidro, S (1, 4) OBP: 0.366, SLG: 0.487	0-0 P3		2-0 FC4 HBP	4-0 1B IBB		3-3 K 1-2 2-3		2-2 F7		3 0 0 0 1 1 2	
Jose Guillen, R (1, 9) OBP: 0.365, SLG: 0.540		1-2 G5-3	2-2 FC4 BB HBP 1B 1-2f	1-1 		4-0 HR IBB		0-0 		4 2 2 1 1 0 2	
Carlos Baerga, S (1, 3) OBP: 0.318, SLG: 0.325 32 Chad Cordero, R (9, 1)	1-0 2B 1B		1-1 BB HBP 1B	0-3 K		2-1 HR 1-H 2-H		0-0 B2		4 3 2 3 0 1 4 0 0 0 0 0 0 0	
Vinny Castilla, R (1, 5) OBP: 0.325, SLG: 0.401	1-1 P3		4-1 1B BB	2-2 G5-3		2-3 K		1-2 G1-4-3		4 0 0 1 1 1 5	
Matt Cepicky, L (1, 7) OBP: 0.308, SLG: 0.417 Gary Majewski, R (7, 1) Wil Cordero, R (9, 3) OBP: 0.173, SLG: 0.170	1-2 SAFE 2B		1-0 1B		1-3 K		2-3 K			4 0 2 3 0 2 0 0 0 0 0 0 0 0 0 0 0 0 0 0 0	
Brian Schneider, L (1, 2) OBP: 0.325, SLG: 0.416	4-0 IBB		0-3 K		2-2 G3-1		0-0 G1-3			3 0 0 0 1 1 2	
Ryan Drese, R (1, 1) Joey Eischen, L (6, 1) Luis Ayala, R (6, 1) Marlon Byrd, R (7, PH) OBP: 0.316, SLG: 0.319	2-3 K		2-3 K		1-3 K		3-2 2B			3 0 0 0 0 3 2 0 0 0 0 0 0 0 0 0 0 0 0 0 0 1 0 1 0 0 0 0	
Inning Stats	R: 0 E: 0 K: 2 S: 7 H: 0 LOB: 0 BB: 0 P: 10	R: 1 E: 0 K: 1 S: 12 H: 2 LOB: 2 BB: 1 P: 22	R: 3 E: 0 K: 1 S: 14 H: 2 LOB: 2 BB: 1 P: 25	R: 1 E: 0 K: 2 S: 21 H: 3 LOB: 3 BB: 1 P: 33	R: 0 E: 0 K: 2 S: 9 H: 0 LOB: 0 BB: 0 P: 13	R: 3 E: 1 K: 2 S: 12 H: 2 LOB: 0 BB: 1 P: 24	R: 0 E: 0 K: 1 S: 9 H: 1 LOB: 1 BB: 0 P: 14	R: 0 E: 0 K: 1 S: 9 H: 0 LOB: 0 BB: 0 P: 15	R: 0 E: 0 K: 0 S: 7 H: 1 LOB: 0 BB: 0 P: 8	1B: 7 2B: 4 3B: 0 HR: 1 SF: 0 SAC: 2 DP: 2 HBP: 2	WP: 0 PB: 0 SB: 0 CS: 2 PA: 42
PITCHER Robinson Tejeda, R (1, 1) ERA: 2.93 Geoff Geary, R (4, 1) ERA: 4.6 Aaron Fultz, L (5, 1) ERA: 2.75 Rheal Cormier, L (7, 1) ERA: 5.52 Ugueth Urbina, R (8, 1) ERA: 4.08	IP WLS BF H R ER SO BB IBB HBP BLK WP HR S P ERA WHIP	IP WLS BF H R ER SO BB IBB HBP BLK WP HR S P ERA WHIP	IP WLS BF H R ER SO BB IBB HBP BLK WP HR S P ERA WHIP	IP WLS BF H R ER SO BB IBB HBP BLK WP HR S P ERA WHIP	IP WLS BF H R ER SO BB IBB HBP BLK WP HR S P ERA WHIP	IP WLS BF H R ER SO BB IBB HBP BLK WP HR S P ERA WHIP	IP WLS BF H R ER SO BB IBB HBP BLK WP HR S P ERA WHIP	IP WLS BF H R ER SO BB IBB HBP BLK WP HR S P ERA WHIP	IP WLS BF H R ER SO BB IBB HBP BLK WP HR S P ERA WHIP		
PITCHER Billy Wagner, L (9, 1) ERA: 2.29	IP WLS BF H R ER SO BB IBB HBP BLK WP HR S P ERA WHIP	IP WLS BF H R ER SO BB IBB HBP BLK WP HR S P ERA WHIP	IP WLS BF H R ER SO BB IBB HBP BLK WP HR S P ERA WHIP	IP WLS BF H R ER SO BB IBB HBP BLK WP HR S P ERA WHIP	IP WLS BF H R ER SO BB IBB HBP BLK WP HR S P ERA WHIP	IP WLS BF H R ER SO BB IBB HBP BLK WP HR S P ERA WHIP	IP WLS BF H R ER SO BB IBB HBP BLK WP HR S P ERA WHIP	IP WLS BF H R ER SO BB IBB HBP BLK WP HR S P ERA WHIP	IP WLS BF H R ER SO BB IBB HBP BLK WP HR S P ERA WHIP		

Washington Nationals @ Philadelphia Phillies
Citizens Bank Park, Philadelphia, PA

Fri Jul 08 2005, 7:05 PM EDT
Att. 44,688 - Overcast - 69 F

livebaseballscorecards.com



Batter	1	2	3	4	5	6	7	8	9	AB R H RBI BB SO LOB	TOP					
Brad Wilkerson, L (1, 8) OBP: 0.374, SLG: 0.434	2-3 K		3-2 G3			3-3 K		0-0 F7		4 0 0 0 0 2 1						
Jamey Carroll, R (1, 6) OBP: 0.308, SLG: 0.284	2-2 G6-3		1-1 G5-3			0-2 1B		1-1 G3		4 0 1 0 0 0 1						
Jose Vidro, S (1, 4) OBP: 0.362, SLG: 0.479	1-0 1B			2-1 G1-3		1-1 F8		0-0 G6-3		4 0 1 0 0 0 1						
Jose Guillen, R (1, 9) OBP: 0.361, SLG: 0.533	1-0 L7			1-1 G4-3		0-1 G1-3		0-3 K		4 0 0 0 0 1 2						
Carlos Baerga, S (1, 3) OBP: 0.337, SLG: 0.345		3-2 G4-3		0-0 1B		1-0 FC4-6 1B		1-2 1B		4 0 3 0 0 0 0						
Vinny Castilla, R (1, 5) OBP: 0.324, SLG: 0.399		1-1 WP 1B		1-3 K		1-0 F8		1-3 K		4 0 1 0 0 2 3						
Matt Cepicky, L (1, 7) OBP: 0.250, SLG: 0.333		0-3 SAFE K		2-3 K		0-0 FC4-6 CS				3 0 0 0 0 2 2						
Gary Bennett, R (1, 2) OBP: 0.289, SLG: 0.330		0-1 G4-3		2-2 G5-3		2-1 CS		4-1 BB		2 0 0 0 1 0 1						
22 John Patterson, R (1, 1) OBP: 0.043, SLG: 0.087			1-3 K		0-1 G6-3			1-3 K		3 0 0 0 0 2 1						
Hector Carrasco, R (8, 1)										0 0 0 0 0 0 0						
Inning Stats	R: 0 H: 1 E: 0 LOB: 1 K: 1 BB: 0 S: 9 P: 15	R: 0 H: 1 E: 0 LOB: 1 K: 1 BB: 0 S: 11 P: 15	R: 0 H: 0 E: 0 LOB: 0 K: 1 BB: 0 S: 8 P: 13	R: 0 H: 1 E: 0 LOB: 1 K: 1 BB: 0 S: 8 P: 12	R: 0 H: 0 E: 0 LOB: 0 K: 1 BB: 0 S: 8 P: 12	R: 0 H: 1 E: 0 LOB: 1 K: 1 BB: 0 S: 10 P: 14	R: 0 H: 1 E: 0 LOB: 0 K: 0 BB: 0 S: 4 P: 8	R: 0 H: 0 E: 0 LOB: 1 K: 1 BB: 1 S: 7 P: 13	R: 0 H: 1 E: 0 LOB: 1 K: 2 BB: 0 S: 10 P: 12	1B: 6 SF: 0 2B: 0 SAC: 0 3B: 0 DP: 0 HR: 0 HBP: 0	WP: 1 PA: 34 PB: 0 SB: 0 CS: 1					
PITCHER	IP WLS BF H R ER SO BB IBB HBP BLK WP HR S P ERA WHIP															
Cory Lidle, R (1, 1) ERA: 3.65	8.0	29	5	0	0	7	1	0	0	0	1	0	65	102	0.00	0.750
Billy Wagner, L (9, 1) ERA: 2.23	1.0	W	4	1	0	2	0	0	0	0	0	0	10	12	0.00	1.000

Washington Nationals @ Philadelphia Phillies
Citizens Bank Park, Philadelphia, PA

Sat Jul 09 2005, 1:20 PM EDT
Att. 33,365 - Party Cloudy - 83 F

livebaseballscorecards.com

AB	32
R	0
H	6
RBI	0
BB	1
SO	9
LOB	12



Batter	1	2	3	4	5	6	7	8	9	10	11	12	AB	R	H	RBI	BB	SO	LOB	TOP						
Brad Wilkerson, L OBP: 0.376, SLG: 0.433	1-3 K		2-2 1B		4-0 1B BB		2-3 K		1-2 P2		1-1 1B		5	0	2	1	1	2	0							
Jamey Carroll, R OBP: 0.304, SLG: 0.280	0-2 F9		2-3 K		1-3 K		1-0 1B WP 1B		2-3 K		1-0 G1-3		6	1	1	0	0	3	4							
Jose Vidro, S OBP: 0.368, SLG: 0.480	3-3 K			1-2 HR 1B	0-1 1B		3-1 WP 1B			1-1 G6-3		2-1 G6-3	6	1	3	0	0	1	0							
Jose Guillen, R OBP: 0.360, SLG: 0.639		1-0 G6-3		2-2 HR 1B		2-3 K	2-2 G4-3			0-1 G1-3		0-0 SH2-3 1B	6	1	2	2	0	1	1							
Carlos Baerga, S OBP: 0.330, SLG: 0.348		0-2 G1-3		0-1 G6-3		0-1 G3-1		3-1 G4-3		0-0 2B		0-0 SH2-3	5	0	1	0	0	0	0							
Tony Blanco, R OBP: 0.283, SLG: 0.386 Sun-Woo Kim, R (10, 1)													0	0	0	0	0	0	0							
Vinny Castilla, R OBP: 0.330, SLG: 0.397		0-3 K		0-1 G5-3		1-1 1B HBP		3-2 SH1-4 HBP		4-0 IBB		4-0 FC6-4 IBB	2	0	0	0	2	1	0							
Matt Cepicky, L OBP: 0.196, SLG: 0.444 Gary Majewski, R (7, 1) Joey Eischen, L OBP: 1.000, SLG: 1.000 32 Chad Cordero, R Will Cordero, R OBP: 0.167, SLG: 0.163 (10, 3)			3-2 G3-1 1B 2B	0-1 G6-3		0-0 1B	1-3 1B	1-1 SH1-4	1-2 K	1-3 K		3-1 FC6-4	3	1	2	0	0	0	0							
Brian Schneider, L OBP: 0.323, SLG: 0.412 Gary Bennett, R OBP: 0.280, SLG: 0.319 (6, PH) (6, 2)			1-1 G3-1		2-2 F9	1-1 P4		3-1 P6			0-0 L9		2	0	0	0	0	0	1							
Esteban Loaiza, R OBP: 0.250, SLG: 0.306 Marlon Byrd, R OBP: 0.311, SLG: 0.313 (7, PH) (7, 7)			0-0 G2-3		0-2 BB 1B		0-0 G6-3		3-2 F8		0-3 K		2	0	1	0	0	0	1							
													3	0	0	0	0	1	0							
Inning Stats	R: 0 E: 0 K: 2 S: 10	H: 0 LOB: 0 BB: 0 P: 14	R: 0 E: 0 K: 1 S: 7	H: 0 LOB: 0 BB: 0 P: 8	R: 1 E: 0 K: 1 S: 13	H: 2 LOB: 1 BB: 0 P: 21	R: 2 E: 0 K: 0 S: 12	H: 2 LOB: 0 BB: 0 P: 15	R: 0 E: 0 K: 1 S: 14	H: 2 LOB: 2 BB: 0 P: 13	R: 1 E: 0 K: 1 S: 10	H: 2 LOB: 1 BB: 0 P: 18	R: 0 E: 0 K: 0 S: 8	H: 0 LOB: 1 BB: 0 P: 18	R: 0 E: 0 K: 1 S: 10	H: 0 LOB: 0 BB: 0 P: 16	R: 0 E: 0 K: 1 S: 8	H: 1 LOB: 2 BB: 1 P: 14	R: 0 E: 0 K: 1 S: 7	H: 1 LOB: 1 BB: 0 P: 9	R: 0 E: 0 K: 0 S: 6	H: 1 LOB: 2 BB: 1 P: 15	1B: 9 2B: 2 3B: 0 HR: 1	SF: 0 SAC: 2 DP: 0 HBP: 2	WP: 1 PB: 0 SB: 0 CS: 0	PA: 52
PITCHER	IP	WLS	BF	H	R	ER	SO	BB	IBB	HBP	BLK	WP	HR	S	P	ERA	WHIP									
21 Jon Lieber, R ERA: 5.09	6.0		26	7	3	3	6	1	0	1	0	0	1	65	92	4.50	1.333									
63 Ryan Madson, R ERA: 3.88	2.0		9	2	1	1	1	0	0	1	0	1	0	18	36	4.50	1.000									
Ugueth Urbina, R ERA: 3.98	1.0		3	0	0	0	1	0	0	0	0	0	0	10	16	0.00	0.000									
Billy Wagner, L ERA: 2.18	1.0		5	1	0	0	1	0	1	0	0	0	0	8	14	0.00	1.000									
Rheal Cormier, L ERA: 5.17	2.0	W	9	2	0	0	1	0	1	0	0	0	0	13	24	0.00	1.000									

Washington Nationals @ Philadelphia Phillies
Citizens Bank Park, Philadelphia, PA
Sun Jul 10 2005, 1:35 PM EDT
Att. 34,124 - Sunny - 85 F

livebaseballscorecards.com

AB	45
R	4
H	12
RBI	3
BB	3
SO	10
LOB	14




Batter	1	2	3	4	5	6	7	8	9	AB R H RBI BB SO LOB	TOP											
Juan Pierre, L (1, 8) OBP: 0.318, SLG: 0.363 Jeff Conine, R (9, PH) OBP: 0.356, SLG: 0.379	1-0 S 1B	2-2 E7 BLK 1B		1-0 G4-3			2-2 G6-3 3B		0-1 2B	4 2 3 1 0 0 0 1 1 1 0 0 0 0												
Luis Castillo, S (1, 4) OBP: 0.420, SLG: 0.400 Damion Easley, R (9, PH) OBP: 0.286, SLG: 0.493	0-2 P5	1-1 G3			3-2 G1-3		0-1 G6-3		0-0 1B 2B	4 0 0 1 0 0 1 1 1 1 1 0 0 0												
Carlos Delgado, L (1, 3) OBP: 0.390, SLG: 0.541	4-1 BB		2-3 K		1-0 1B		0-0 2B		1-1 1B HBP	3 0 2 0 1 1 0												
Miguel Cabrera, R (1, 7) OBP: 0.388, SLG: 0.577	2-3 K		0-0 HR		1-3 K		0-0 G5-3		1-1 G1-6-3 1B	5 1 2 2 0 2 4												
Juan Encarnacion, R (1, 9) OBP: 0.361, SLG: 0.463	0-2 L1		1-2 F9		1-1 F8		2-2 G5-3		0-1 G1-6-3 1-2f	5 0 0 0 0 0 6												
Paul Lo Duca, R (1, 2) OBP: 0.340, SLG: 0.387		1-1 HR	1-2 1B		2-0 F9		2-1 G6-3			4 1 2 1 0 0 0												
Mike Lowell, R (1, 5) OBP: 0.281, SLG: 0.353		0-0 P3	2-2 L5		2-0 2B		2-0 P6			4 0 1 0 0 0 1												
Alex Gonzalez, R (1, 6) OBP: 0.329, SLG: 0.374		4-1 S E BB		2-1 F9		2-2 L8		1-1 G4-3		3 1 0 0 1 0 1												
A.J. Burnett, R (1, 1) OBP: 0.103, SLG: 0.211 Lenny Harris, L (6, PH) OBP: 0.357, SLG: 0.342 Chris Resop, R (6, 1) Valerio De Los Santos, L (6, 1) Jason Vargas, L (7, 1) Randy Messenger, R (8, 1) OBP: 0.500, SLG: 0.500 Chris Aquino, R (9, PH) OBP: 0.263, SLG: 0.222		1-3 K	1-3 K		1-2 G1-3				1-0 G4-3	2 0 0 0 0 0 2 1 1 0 0 0 0 0 0 1 0 1 0 0 0 0 0 0 0												
Inning Stats	R: 0 E: 0 K: 1 S: 13	H: 1 LOB: 2 BB: 1 P: 20	R: 3 E: 1 K: 1 S: 12	H: 2 LOB: 0 BB: 1 P: 21	R: 1 E: 0 K: 1 S: 14	H: 2 LOB: 1 BB: 0 P: 20	R: 0 E: 0 K: 1 S: 7	H: 0 LOB: 0 BB: 0 P: 11	R: 0 E: 0 K: 1 S: 10	H: 1 LOB: 1 BB: 0 P: 16	R: 0 E: 0 K: 0 S: 8	H: 1 LOB: 1 BB: 0 P: 15	R: 1 E: 0 K: 0 S: 12	H: 2 LOB: 1 BB: 0 P: 16	R: 0 E: 0 K: 0 S: 5	H: 0 LOB: 0 BB: 0 P: 10	R: 2 E: 0 K: 0 S: 9	H: 3 LOB: 1 BB: 0 P: 12	1B: 5 2B: 4 3B: 1 HR: 2	SF: 0 SAC: 0 DP: 1 HBP: 1	WP: 0 PB: 0 SB: 2 CS: 0	PA: 41
PITCHER	IP WLS BF H R ER SO BB IBB HBP BLK WP HR S P ERA WHIP																					
39 Brett Myers, R (1, 1) ERA: 3.26	6.0 W 27 7 4 3 5 2 0 0 0 1 0 2 64 103 4.50 1.500																					
63 Ryan Madson, R (7, 1) ERA: 3.78	1.0 5 2 1 1 0 0 0 0 0 0 0 0 12 16 9.00 2.000																					
Ugueth Urbina, R (8, 1) ERA: 3.89	1.0 3 0 0 0 0 0 0 0 0 0 0 0 5 10 0.00 0.000																					
Rheal Cormier, L (9, 1) ERA: 5.57	1.0 6 3 2 2 0 0 0 0 1 0 0 0 9 12 18.00 3.000																					

Florida Marlins @ Philadelphia Phillies
Citizens Bank Park, Philadelphia, PA

Thu Jul 14 2005, 7:05 PM EDT
Att. 29,660 - Overcast - 80 F

livebaseballscorecards.com

AB	38
R	7
H	12
RBI	6
BB	2
SO	5
LOB	15



Batter	1	2	3	4	5	6	7	8	9	AB R H RBI BB SO LOB	TOP	
Juan Pierre, L (1, 8) OBP: 0.319, SLG: 0.362	1-2 G4-3		1-0 G3-1	1-1 E8 G4-3 1B		4-0 1B BB		0-1 G1-3		4 0 1 2 1 0 1		
Luis Castillo, S (1, 4) OBP: 0.420, SLG: 0.404	3-2 G4-5-3 1B		1-1 2B 2B	3-2 G4-3		0-1 F7		3-3 K		5 1 2 1 0 1 3		
Carlos Delgado, L (1, 3) OBP: 0.391, SLG: 0.542	1-2 G4-5-3 1-2f		0-2 2B 2B	1-1 F8		0-1 1B		1-3 K		5 1 2 2 0 1 2		
Miguel Cabrera, R (1, 7) OBP: 0.393, SLG: 0.586 Chris Aguila, R (9, PR) OBP: 0.263, SLG: 0.222 (9, 7)		1-2 1B SF7 2B	0-2 2B 2B		0-0 G4-6-3 1B		0-0 F9		3-1 WP 1B	5 1 4 1 0 0 2 0 0 0 0 0 0 0		
Juan Encarnacion, R (1, 9) OBP: 0.362, SLG: 0.462		0-0 CS 1B	2-2 G6-3		1-2 G4-6-3 1B		2-1 F8		2-3 K2-3 1-2	5 0 2 0 0 1 2		
Paul Lo Duca, R (1, 2) OBP: 0.341, SLG: 0.399		3-1 SF7		1-1 1B 1B 1B	2-2 G4-6-3		0-0 HR		0-1 G3	4 2 2 2 0 0 4		
Mike Lowell, R (1, 5) OBP: 0.281, SLG: 0.351		3-H G5-3		0-2 1B 1B	3-1 G5-3		3-2 F9			4 1 1 0 0 0 2		
Alex Gonzalez, R (1, 6) OBP: 0.334, SLG: 0.379			1-0 G3-1 SH3-4 2B 1B	0-1 E 1B		1-1 SH2-4 1B 1B		0-3 K		4 3 3 0 0 1 0		
Brian Moehler, R (1, 1) OBP: 0.115, SLG: 0.090 Valerio De Los Santos, L (7, 1) Jim Mccir, S (7, 1) Jeff Conine, R (8, PH) OBP: 0.393, SLG: 0.376 Guillermo Mota, R (8, 1) Todd Jones, L (8, 1)			1-0 SH3-4	2-3 K		1-1 SH2-4		3-2 G4-3		1 0 0 0 0 0 1 3 0 0 0 0 0 0 0 0 0 0 0 0 0 0 0 0 1 0		
Inning Stats	R: 0 H: 1 E: 0 LOB: 0 K: 0 BB: 0 S: 9 P: 14	R: 1 H: 2 E: 0 LOB: 0 K: 0 BB: 0 S: 8 P: 14	R: 3 H: 4 E: 0 LOB: 1 K: 0 BB: 0 S: 16 P: 22	R: 3 H: 4 E: 1 LOB: 1 K: 1 BB: 0 S: 18 P: 26	R: 0 H: 2 E: 0 LOB: 1 K: 0 BB: 0 S: 10 P: 16	R: 1 H: 2 E: 0 LOB: 2 K: 0 BB: 1 S: 9 P: 15	R: 1 H: 1 E: 0 LOB: 0 K: 1 BB: 0 S: 9 P: 14	R: 0 H: 0 E: 0 LOB: 0 K: 1 BB: 0 S: 9 P: 15	R: 0 H: 1 E: 0 LOB: 2 K: 2 BB: 0 S: 11 P: 17	1B: 12 SF: 1 2B: 4 SAC: 2 3B: 0 DP: 2 HR: 1 HBP: 0	WP: 1 PA: 42 PB: 0 SB: 0 CS: 1	
PITCHER	IP WLS BF H R ER SO BB IBB HBP BLK WP HR S P ERA WHIP											
Cory Lidle, R (1, 1) ERA: 4.07	3.1 L 19 11 7 7 1 0 0 0 0 0 0 0 46 67 18.90 3.300											
Robinson Tejeda, R (4, 1) ERA: 2.95	2.2 12 4 1 1 0 1 0 0 0 0 0 0 24 40 3.38 1.875											
Tim Worrell, R (7, 1) ERA: 8.16	1.0 4 1 1 1 1 0 0 0 0 0 0 1 9 14 9.00 1.000											
Aaron Fultz, L (8, 1) ERA: 2.68	1.0 3 0 0 0 1 0 0 0 0 0 0 0 9 15 0.00 0.000											
Billy Wagner, L (9, 1) ERA: 2.13	1.0 4 1 0 0 2 0 0 0 0 0 1 0 11 17 0.00 1.000											

Florida Marlins @ Philadelphia Phillies
Citizens Bank Park, Philadelphia, PA

Fri Jul 15 2005, 7:05 PM EDT
Att. 30,233 - Overcast - 78 F

livebaseballscorecards.com

AB	38
R	9
H	17
RBI	8
BB	1
SO	5
LOB	19



Batter	1	2	3	4	5	6	7	8	9	AB	R	H	RBI	BB	SO	LOB
11 Jimmy Rollins, S OBP: 0.321, SLG: 0.399	1-1 SH1-3 26 G4-3 1B		0-1 26 1B 1B		2-2 G4-3		2-1 2B 26 3B 1B	1-3 K		5	3	3	1	0	1	1
Kenny Lofton, L OBP: 0.406, SLG: 0.426	2-0 SH1-3 1-3		0-0 1B 26 1B 1B		1-0 P4		1-1 26 3B 2B		0-1 F7	4	1	2	0	0	0	0
26 Chase Utley, L OBP: 0.397, SLG: 0.519	1-2 G4-3 3-H		1-1 1B 1-2 2-3 1B		4-2 BB		2-2 G3 3B		0-2 1B 2B	4	1	3	3	1	0	0
Bobby Abreu, L OBP: 0.425, SLG: 0.518	0-3 K		3-3 K		0-1 G4-3		1-0 G3		3-2 2-3 1B	5	0	1	1	0	2	4
Pat Burrell, R OBP: 0.379, SLG: 0.529		2-2 G6-4-3 1B	1-1 1-2 2-3 3-H 1B		0-1 HR		0-3 K2-3		2-1 F9	5	1	3	2	0	1	2
6 Ryan Howard, L OBP: 0.288, SLG: 0.452	0-1 F7		0-1 G4-3		0-1 G6-3		2-3 K		1-3 K	5	0	0	0	0	2	6
Tomas Perez, S OBP: 0.302, SLG: 0.292	0-2 G6-4-3 1-2f				2-2 F7		2-2 P1		0-0 G3	4	0	0	0	0	0	1
Mike Lieberthal, R OBP: 0.329, SLG: 0.408			1-2 SH1-4 11 1B 2B		0-0 G6-3		2-2 1B		4-2 BB	3	1	2	0	1	0	0
Cory Lidle, R OBP: 0.219, SLG: 0.194			1-1 SH1-4		0-2 G6-3		2-1 G4-3		1-1 F8	0	0	0	0	0	0	0
Robinson Tejeda, R OBP: 0.194, SLG: 0.194										1	0	0	0	0	0	0
Endy Chavez, L OBP: 0.297, SLG: 0.353										0	0	0	0	0	0	1
Tim Worrell, R OBP: 0.297, SLG: 0.353										0	0	0	0	0	0	0
Aaron Fultz, L OBP: 0.600, SLG: 0.500										0	0	0	0	0	0	0
Jason Michaels, R OBP: 0.436, SLG: 0.412										1	0	0	0	0	0	1
Billy Wagner, L OBP: 0.500, SLG: 0.500										0	0	0	0	0	0	0

Inning Stats	R: 1	H: 1	E: 0	LOB: 0	K: 1	BB: 0	S: 11	R: 0	H: 1	E: 0	LOB: 0	K: 0	BB: 0	S: 12	R: 2	H: 5	E: 0	LOB: 3	K: 1	BB: 0	S: 17	R: 0	H: 0	E: 0	LOB: 0	K: 0	BB: 0	S: 7	R: 0	H: 0	E: 0	LOB: 1	K: 0	BB: 1	S: 11	R: 1	H: 2	E: 0	LOB: 1	K: 0	BB: 0	S: 12	R: 3	H: 3	E: 0	LOB: 0	K: 2	BB: 0	S: 15	R: 0	H: 0	E: 0	LOB: 1	K: 1	BB: 1	S: 8	R: 0	H: 2	E: 0	LOB: 2	K: 1	BB: 0	S: 14	1B: 9	SF: 0	2B: 3	SAC: 2	3B: 1	DP: 1	HR: 1	HBP: 0	WP: 1	PA: 42
--------------	------	------	------	--------	------	-------	-------	------	------	------	--------	------	-------	-------	------	------	------	--------	------	-------	-------	------	------	------	--------	------	-------	------	------	------	------	--------	------	-------	-------	------	------	------	--------	------	-------	-------	------	------	------	--------	------	-------	-------	------	------	------	--------	------	-------	------	------	------	------	--------	------	-------	-------	-------	-------	-------	--------	-------	-------	-------	--------	-------	--------

PITCHER	IP	WLS	BF	H	R	ER	SO	BB	IBB	HBP	BLK	WP	HR	S	P	ERA	WHIP
Brian Moehler, R ERA: 3.43	(1, 1)	6.0	W	27	9	4	4	2	1	0	0	0	1	70	98	6.00	1.667
Valerio De Los Santos, L ERA: 5.63	(7, 1)	0.1		4	3	3	0	0	0	0	0	1	0	9	15	81.00	9.000
Jim Mecir, R ERA: 3.73	(7, 1)	0.2	H	2	0	0	2	0	0	0	0	0	0	6	8	0.00	0.000
Guillermo Mota, R ERA: 4.54	(8, 1)	1.0	H	4	0	0	1	1	0	0	0	0	0	8	14	0.00	1.000
Todd Jones, R ERA: 1.38	(9, 1)	1.0	S	5	2	0	1	0	0	0	0	0	0	14	20	0.00	2.000

BOTTOM

Florida Marlins @ Philadelphia Phillies
Citizens Bank Park, Philadelphia, PA

Fri Jul 15 2005, 7:05 PM EDT
Att: 30,233 - Overcast - 78 F

livebaseballscorecards.com

AB	38
R	7
H	14
RBI	7
BB	2
SO	6
LOB	16




Batter	1	2	3	4	5	6	7	8	9	AB R H RBI BB SO LOB	TOP	
Juan Pierre, L (1, 8) OBP: 0.318, SLG: 0.359	0-1 G3		2-3 K		0-1 G6-3		0-1 1B WP 1B		0-2 G1-3	5 1 1 0 0 1 1		
Luis Castillo, S (1, 4) OBP: 0.416, SLG: 0.400	0-1 G6-3		0-0 1B 1B		0-1 F7		2-3 K		1-1 F8	5 0 1 0 0 1 1		
Carlos Delgado, L (1, 3) OBP: 0.393, SLG: 0.542	2-1 F8		1-0 FC6-4 1B		0-1 HR 1B		1-3 K		1-1 HBP	4 1 2 1 0 1 1		
Miguel Cabrera, R (1, 7) OBP: 0.393, SLG: 0.583		2-2 G4-3	0-0 P4		0-0 HR 1B		0-2 WP 1B		2-3 K	5 1 2 0 0 1 3		
Juan Encarnacion, R (1, 9) OBP: 0.360, SLG: 0.469		2-1 F9	0-2 FC6-4		0-1 HR		3-2 G1-3			4 1 1 3 0 0 3		
Paul Lo Duca, R (1, 2) OBP: 0.343, SLG: 0.401		1-1 1B 1B		2-2 G1-3		0-1 1B		0-0 G6-3		4 0 2 0 0 0 0		
Mike Lowell, R (1, 5) OBP: 0.280, SLG: 0.350		0-0 1B		0-1 L1		3-2 P4		2-1 F8		4 0 1 0 0 0 1		
Alex Gonzalez, R (1, 6) OBP: 0.333, SLG: 0.375		1-3 K		0-0 P5		0-2 P4		4-2 BB		3 0 0 0 1 1 3		
Scott Olsen, L (1, 1) 40 Nate Bump, L (2, 1) Randy Messenger, R (5, 1) Jeff Conine, R (8, PH) Guillermo Mota, R (6, 1) Damion Easley, R (8, PH) Chris Resop, R (8, 1)			1-2 1B 1B		1-3 K		2-2 G4-3		2-3 K	0 0 0 0 0 0 0 2 1 1 0 0 1 0 0 0 0 0 0 0 0 1 0 0 0 0 0 1 0 0 0 0 0 0 0 1 0 0 0 0 1 1 0 0 0 0 0 0 0		
Inning Stats	R: 0 H: 0 E: 0 LOB: 0 K: 0 BB: 0 S: 6 P: 8	R: 0 H: 2 E: 0 LOB: 2 K: 1 BB: 0 S: 12 P: 18	R: 1 H: 3 E: 0 LOB: 2 K: 1 BB: 0 S: 13 P: 17	R: 0 H: 0 E: 0 LOB: 0 K: 0 BB: 0 S: 6 P: 8	R: 0 H: 0 E: 0 LOB: 0 K: 1 BB: 0 S: 7 P: 8	R: 3 H: 4 E: 0 LOB: 1 K: 0 BB: 0 S: 16 P: 21	R: 1 H: 2 E: 0 LOB: 1 K: 2 BB: 0 S: 21 P: 27	R: 0 H: 0 E: 0 LOB: 1 K: 1 BB: 1 S: 8 P: 16	R: 0 H: 0 E: 0 LOB: 1 K: 1 BB: 0 S: 9 P: 13	1B: 10 SF: 0 2B: 0 SAC: 0 3B: 0 DP: 0 HR: 1 HBP: 1	WP: 1 PA: 40 PB: 0 SB: 1 CS: 0	
PITCHER	IP WLS BF H R ER SO BB IBB HBP BLK WP HR S P ERA WHIP											
21 Jon Lieber, R (1, 1) ERA: 5.14	6.0 W 27 9 4 4 3 0 0 0 0 0 0 1 60 80 6.00 1.500											
63 Ryan Madson, R (7, 1) ERA: 3.88	1.0 H 5 2 1 1 2 0 0 0 0 1 0 21 27 9.00 2.000											
Ugueth Urbina, R (8, 1) ERA: 3.8	1.0 4 0 0 0 1 1 0 0 0 0 0 8 16 0.00 1.000											
Aaron Fultz, L (9, 1) ERA: 2.61	1.0 4 0 0 0 1 0 0 0 1 0 0 0 9 13 0.00 0.000											

Florida Marlins @ Philadelphia Phillies
Citizens Bank Park, Philadelphia, PA
Sat Jul 16 2005, 7:05 PM EDT
Att. 33,268 - Cloudy - 77 F

livebaseballscorecards.com

AB	38
R	5
H	11
RBI	4
BB	1
SO	7
LOB	15



Batter	1	2	3	4	5	6	7	8	9	AB R H RBI BB SO LOB	TOP											
Juan Pierre, L (1, 8) OBP: 0.319, SLG: 0.360	2-2 L9		0-0 G6-3 1B			1-2 G4-3		1-2 G6-3 1B	1-3 K	5 0 2 0 0 1 1												
Luis Castillo, S (1, 4) OBP: 0.410, SLG: 0.394	0-0 B2-3		2-1 G6-3			0-1 E4		2-1 G6-3		4 0 0 0 0 0 3												
Carlos Delgado, L (1, 3) OBP: 0.394, SLG: 0.546	3-2 HBP			1-2 G6-3		0-2 K			2-2 1B 3B	3 1 1 0 0 1 1												
Miguel Cabrera, R (1, 7) OBP: 0.392, SLG: 0.578	1-3 K			4-2 BB		1-3 K			3-3 K	3 0 0 0 1 3 3												
Juan Encarnacion, R (1, 9) OBP: 0.359, SLG: 0.466		0-1 L6		2-3 K		0-1 P5			0-0 E 1B FC6-4 1B	4 1 1 0 0 1 1												
Damion Easley, R (1, 5) OBP: 0.289, SLG: 0.486		2-2 G4-3		2-1 F8		4-2 BB			3-1 FC6-4 E 2B 1B	3 1 1 1 1 0 1												
Alex Gonzalez, R (1, 6) OBP: 0.329, SLG: 0.370		0-1 G6-3			2-0 G6-3		0-3 K		0-2 E8 FC6-4	4 0 0 0 0 1 3												
20 Matt Treanor, R (1, 2) OBP: 0.315, SLG: 0.292			2-1 G5-3		3-2 G5-3		2-1 G4-3		1-1 FC6-4 2B	3 0 0 0 0 0 1												
Lenny Harris, L (9, PH) OBP: 0.349, SLG: 0.333									1-2 2-3 3-H 2B	1 1 0 1 0 0 2												
Dontrelle Willis, L (1, 1) OBP: 0.275, SLG: 0.280			0-2 1B		1-2 G4-3			0-1 F7	1-0 PB 2B	2 0 1 0 0 0 0												
Randy Messenger, R (6, 1) OBP: 0.500, SLG: 0.500									1-H 3-H	0 0 0 0 0 0 0												
Chris Aguilera, R (8, PH) OBP: 0.250, SLG: 0.211										1 0 0 0 0 0 0												
Chris Resop, R (8, 1)										0 0 0 0 0 0 0												
Jeff Conine, R (9, PH) OBP: 0.355, SLG: 0.387										1 0 1 2 0 0 0												
Inning Stats	R: 0 E: 0 K: 1 S: 10	H: 0 LOB: 1 BB: 0 P: 16	R: 0 E: 0 K: 0 S: 7	H: 0 LOB: 0 BB: 0 P: 9	R: 0 E: 0 K: 0 S: 8	H: 2 LOB: 1 BB: 0 P: 12	R: 0 E: 0 K: 1 S: 10	H: 0 LOB: 1 BB: 1 P: 19	R: 0 E: 0 K: 0 S: 12	H: 0 LOB: 0 BB: 0 P: 18	R: 0 E: 1 K: 2 S: 13	H: 0 LOB: 1 BB: 0 P: 15	R: 0 E: 0 K: 1 S: 9	H: 0 LOB: 1 BB: 1 P: 15	R: 0 E: 0 K: 0 S: 8	H: 1 LOB: 0 BB: 0 P: 11	R: 4 E: 1 K: 2 S: 18	H: 4 LOB: 1 BB: 0 P: 29	1B: 5 2B: 1 3B: 1 HR: 0	SF: 0 SAC: 0 DP: 2 HBP: 1	WP: 0 PB: 1 SB: 0 CS: 0	PA: 37
PITCHER	IP WLS BF H R ER SO BB IBB HBP BLK WP HR S P ERA WHIP																					
Vicente Padilla, R (1, 1) ERA: 5.61	7.0 W 26 2 0 0 5 2 0 1 0 0 0 0 69 104 0.00 0.571																					
Rheal Cormier, L (8, 1) ERA: 5.4	1.0 3 1 0 0 0 0 0 0 0 0 0 0 8 11 0.00 1.000																					
Tim Worrell, R (9, 1) ERA: 8.4	0.2 7 4 4 1 1 0 0 0 0 0 0 0 15 25 13.50 6.000																					
Ugueth Urbina, R (9, 1) ERA: 3.77	0.1 1 0 0 0 0 1 0 0 0 0 0 0 3 4 0.00 0.000																					

Florida Marlins @ Philadelphia Phillies
Citizens Bank Park, Philadelphia, PA

Sun Jul 17 2005, 1:35 PM EDT
Att. 36,419 - Partly Cloudy - 85 F

AB	34
R	4
H	7
RBI	4
BB	2
SO	7
LOB	16



Batter	1	2	3	4	5	6	7	8	9	10	AB	R	H	RBI	BB	SO	LOB
11 Jimmy Rollins, S OBP: 0.324, SLG: 0.411 (1, 6)	2-2 G6-3 3B	0-0 G3-1			1-1 26 1B 2B		2-2 G5-3		0-0 P6		5	2	2	0	0	0	2
Kenny Lofton, L OBP: 0.399, SLG: 0.415 (1, 8)	0-0 G6-3		1-0 G5-3		2-3 K		4-2 BB		2-2 G4-3		4	0	0	1	1	1	1
26 Chase Utley, L OBP: 0.401, SLG: 0.529 (1, 4)	0-1 F8		3-2 FC3-6 1B		2-2 2-H 1B		2-2 F8		1-1 1B		5	0	3	1	0	0	1
Bobby Abreu, L OBP: 0.419, SLG: 0.507 (1, 9)	2-1 F7		0-1 FC3-6 1-2f		2-0 F7			0-2 6 G6-3 2B		0-0 F7		5	0	1	0	0	3
Pat Burrell, R OBP: 0.378, SLG: 0.535 4 Danny Sandoval, S (10, PR) (1, 7)		0-0 HR	3-3 K			1-0 P5		1-3 K		1-0 6 HR 3B		5	1	2	1	0	2
6 Ryan Howard, L OBP: 0.311, SLG: 0.475 (1, 3)		3-3 K		3-3 K		1-3 K		1-2 G6-3		0-0 HR		5	1	1	2	0	3
David Bell, R OBP: 0.308, SLG: 0.360 (1, 5)		4-2 2B BB		1-3 K		0-0 1B		4-2 HBP HBP				2	0	1	0	1	0
Mike Lieberthal, R OBP: 0.331, SLG: 0.421 (1, 2)		1-2 2B		3-1 P3		0-1 F9		2-2 HBP				3	0	1	0	0	1
39 Brett Myers, R OBP: 0.199, SLG: 0.088 63 Ryan Madson, L Endy Chavez, L Ugueth Urbina, R Tomas Perez, S Billy Wagner, L (1, 1) (7, 1) (7, PH) (8, 1) (8, PH) (9, 1)		3-3 K		1-3 K		0-3 K		1-0 F7				2	0	0	0	0	2

Inning Stats	R: 1	H: 1	E: 0	K: 0	S: 8	H: 2	LOB: 0	BB: 0	P: 12	R: 1	H: 2	E: 0	K: 2	S: 14	H: 2	LOB: 2	BB: 1	P: 25	R: 0	H: 1	E: 0	K: 1	S: 9	H: 1	LOB: 1	BB: 0	P: 16	R: 0	H: 0	E: 0	K: 2	S: 9	H: 0	LOB: 0	BB: 0	P: 16	R: 1	H: 2	E: 0	K: 2	S: 13	H: 2	LOB: 1	BB: 0	P: 21	R: 0	H: 1	E: 0	K: 1	S: 7	H: 1	LOB: 1	BB: 0	P: 9	R: 0	H: 0	E: 0	K: 1	S: 13	H: 0	LOB: 1	BB: 1	P: 21	R: 0	H: 1	E: 0	K: 1	S: 20	H: 1	LOB: 3	BB: 0	P: 29	R: 0	H: 1	E: 0	K: 0	S: 7	H: 1	LOB: 1	BB: 0	P: 10	R: 2	H: 2	E: 0	K: 0	S: 2	H: 2	LOB: 1	BB: 0	P: 3	1B: 4	SF: 0	2B: 3	SAC: 0	3B: 2	DP: 0	HR: 2	HBP: 2	WP: 0	PA: 42
--------------	------	------	------	------	------	------	--------	-------	-------	------	------	------	------	-------	------	--------	-------	-------	------	------	------	------	------	------	--------	-------	-------	------	------	------	------	------	------	--------	-------	-------	------	------	------	------	-------	------	--------	-------	-------	------	------	------	------	------	------	--------	-------	------	------	------	------	------	-------	------	--------	-------	-------	------	------	------	------	-------	------	--------	-------	-------	------	------	------	------	------	------	--------	-------	-------	------	------	------	------	------	------	--------	-------	------	-------	-------	-------	--------	-------	-------	-------	--------	-------	--------

PITCHER	IP	WLS	BF	H	R	ER	SO	BB	IBB	HBP	BLK	WP	HR	S	P	ERA	WHIP
31 Brad Penny, R ERA: 3.4 (1, 1)	6.0		26	7	3	3	8	1	0	0	0	0	1	60	99	4.50	1.333
Giovanni Carrara, R ERA: 4.09 (7, 1)	0.2		3	0	0	0	1	1	0	0	0	0	0	10	16	0.00	1.500
Wilson Alvarez, L ERA: 5.68 (7, 1)	0.1		1	0	0	0	0	0	0	0	0	0	0	3	5	0.00	0.000
Steve Schmill, R ERA: 3.98 (8, 1)	1.0		6	1	0	0	1	0	0	2	0	0	0	20	29	0.00	1.000
Duaner Sanchez, R ERA: 3.91 (9, 1)	1.0		4	1	0	0	0	0	0	0	0	0	0	7	10	0.00	1.000
PITCHER	IP	WLS	BF	H	R	ER	SO	BB	IBB	HBP	BLK	WP	HR	S	P	ERA	WHIP
43 Yhency Brazoban, R (10, 1) ERA: 6.03	0.0		2	2	2	2	0	0	0	0	0	0	1	2	3	∞	∞

Los Angeles Dodgers @ Philadelphia Phillies
Citizens Bank Park, Philadelphia, PA
 Tue Jul 19 2005, 7:05 PM EDT
 Att. 29,349 - Partly Cloudy - 86 F

livebaseballscorecards.com

AB 38
R 5
H 11
RBI 5
BB 2
SO 10
LOB 16



Batter	1	2	3	4	5	6	7	8	9	AB R H RBI BB SO LOB	TOP											
13 Oscar Robles, L OBP: 0.425, SLG: 0.458 (1, 5)	G3-1		G6-3 BB		1-1 1B 12 HR 2B	0-0 1B 12 1B 2B		F7		4 2 2 1 1 0 0	Los Angeles Dodgers @ Philadelphia Phillies Citizens Bank Park, Philadelphia, PA Wed Jul 20 2005, 7:05 PM EDT Att. 31,164 - Clear - 87 F											
Cesar Izturis, S OBP: 0.315, SLG: 0.335 (1, 6)	12 S 1B		G6-3		1-2 12 HR 1B	1-1 12 1B		G4-3		5 1 3 1 0 0 1												
12 Jeff Kent, R OBP: 0.385, SLG: 0.514 Antonio Perez, R OBP: 0.392, SLG: 0.429 (1, 4) (7, 4)	K			1-0 SAFE G5-3	1-0 1-H HR	3-2 G4-6-3 1B		BLK 2B		4 1 2 4 0 1 1 1 0 1 0 0 0 0												
Jason Phillips, R OBP: 0.283, SLG: 0.369 (1, 2)	L7			1-0 F9	1-2 F7	1-3 K		F9		5 0 0 0 0 1 4												
Hee-Seop Choi, L OBP: 0.326, SLG: 0.455 (1, 3)		1-2 F7		2-3 K	0-1 G3-1	2-2 G4-6-3		K		5 0 0 0 0 2 3												
Mike Edwards, R OBP: 0.325, SLG: 0.389 (1, 7) (8, 9)		0-3 K			0-1 HR 1B		0-0 F9		2-3 K	5 2 2 0 0 2 1												
Jayson Werth, R OBP: 0.330, SLG: 0.410 Elmer Dessens, R (8, 1)		3-1 2B			0-2 HR		3-2 F7			3 2 2 2 0 0 0 0 0 0 0 0 0 0												
17 Jason Repko, R OBP: 0.302, SLG: 0.371 (1, 8)		1-3 K			4-0 1B BB		2-0 F8			3 1 1 2 1 1 1												
Derek Lowe, R OBP: 0.184, SLG: 0.237 Chin-Feng Chen, R OBP: 0.250, SLG: 0.250 (8, PH) (8, 7)			2-2 G4-3		1-1 SAFE 1B			2-3 K		3 1 1 0 0 1 1 1 0 0 0 0 1 0												
Inning Stats	R: 0 E: 0 K: 1 S: 9	H: 1 LOB: 1 BB: 0 P: 12	R: 0 E: 0 K: 2 S: 11	H: 1 LOB: 1 BB: 0 P: 16	R: 0 E: 0 K: 0 S: 7	H: 0 LOB: 0 BB: 1 P: 15	R: 0 E: 0 K: 1 S: 5	H: 0 LOB: 0 BB: 0 P: 9	R: 9 E: 0 K: 1 S: 30	H: 8 LOB: 1 BB: 1 P: 45	R: 1 E: 0 K: 1 S: 15	H: 3 LOB: 1 BB: 0 P: 22	R: 0 E: 0 K: 0 S: 8	H: 0 LOB: 0 BB: 0 P: 13	R: 0 E: 0 K: 1 S: 7	H: 0 LOB: 0 BB: 0 P: 12	R: 0 E: 0 K: 2 S: 11	H: 1 LOB: 1 BB: 0 P: 16	1B: 7 2B: 4 3B: 1 HR: 2	SF: 0 SAC: 0 DP: 2 HBP: 1	WP: 0 PB: 0 SB: 2 CS: 0	PA: 42
PITCHER	IP WLS BF H R ER SO BB IBB HBP BLK WP HR S P ERA WHIP																					
Cory Lidle, R ERA: 4.45 (1, 1)	4.0 L 21 8 7 7 4 2 0 0 0 0 0 2 47 77 15.75 2.500																					
Robinson Tejeda, R ERA: 3.3 (5, 1)	1.0 6 2 2 2 1 0 0 1 0 0 0 0 15 20 18.00 2.000																					
Aaron Fultz, L ERA: 2.7 (6, 1)	2.0 8 3 1 1 1 0 0 0 0 0 0 0 23 35 4.50 1.500																					
Tim Worrell, R ERA: 7.41 (8, 1)	2.0 7 1 0 0 3 0 0 0 0 1 0 0 18 28 0.00 0.500																					

livebaseballscorecards.com

AB	39
R	10
H	14
RBI	10
BB	2
SO	9
LOB	12



Batter	1	2	3	4	5	6	7	8	9	AB	R	H	RBI	BB	SO	LOB
11 Jimmy Rollins, S OBP: 0.324, SLG: 0.413 Tomas Perez, S OBP: 0.306, SLG: 0.307 (1, 6) (8, PH) (9, 6)	2-1 26 S 2B		0-1 L7			0-0 G4-3		0-0 G3-6-1 1-2f		3	0	1	0	0	0	1
Kenny Lofton, L OBP: 0.400, SLG: 0.416 Andy Chavez, L OBP: 0.278, SLG: 0.329 (1, 8) (6, PH) (7, 8)	3-2 G1-3		2-2 1B			2-1 G4-3		2-1 G4-3		2	0	1	0	0	0	1
26 Chase Utley, L OBP: 0.399, SLG: 0.529 (1, 4)	1-1 G3					3-2 G4-3			2-2 F7	4	0	1	0	0	0	1
Bobby Abreu, L OBP: 0.417, SLG: 0.504 Jason Michaels, R OBP: 0.408, SLG: 0.412 (1, 9) (7, 9)	1-3 K					3-2 G1-3		2-2 G6-3	1-1 G1-3	2	0	0	0	0	1	2
Pat Burrell, R OBP: 0.377, SLG: 0.531 (1, 7)		2-3 K				2-2 1B		0-1 G5-3	1-3 K	4	0	1	0	0	2	0
6 Ryan Howard, L OBP: 0.301, SLG: 0.458 (1, 3)		1-3 K				1-3 K		0-1 E4 HR		3	1	0	0	0	2	1
David Bell, R OBP: 0.308, SLG: 0.369 Tim Worrell, R (1, 5) (8, 1)		1-2 G6-3				1-1 F7		0-0 HR		3	1	1	2	0	0	0
Mike Lieberthal, R OBP: 0.331, SLG: 0.420 (1, 2)						0-0 1B SH3-4 1B		1-1 G5-3	0-2 F9	3	0	1	0	0	0	0
Cory Lidle, R OBP: 0.219, SLG: 0.194 Robinson Tejeda, R (1, 1) (5, 1)			1-2 SH3-4			1-2 K			1-1 G3-6-1 1B	0	0	0	0	0	0	0
4 Danny Sandoval, S (5, PH)										1	0	0	0	0	1	0
Aaron Fultz, L OBP: 0.500, SLG: 0.500 Ramon Martinez, R OBP: 0.321, SLG: 0.295 (6, 1) (8, 5)			1-2							0	0	0	0	0	0	0
										1	0	1	0	0	0	0

Inning Stats	R: 0	H: 1	E: 0	K: 1	S: 11	R: 0	H: 0	E: 0	K: 2	S: 11	R: 0	H: 2	E: 0	K: 0	S: 9	R: 0	H: 2	E: 0	K: 1	S: 13	R: 0	H: 0	E: 0	K: 1	S: 7	R: 0	H: 0	E: 0	K: 0	S: 6	R: 2	H: 1	E: 1	K: 0	S: 11	R: 0	H: 1	E: 0	K: 0	S: 5	R: 0	H: 0	E: 0	K: 1	S: 9	1B: 4	SF: 0	2B: 2	3B: 0	HR: 1	WP: 0	PA: 32
Derek Lowe, R ERA: 4.04 (1, 1)	IP	WLS	BF	H	R	ER	SO	BB	IBB	HBP	BLK	WP	HR	S	P	ERA	WHIP																																			
Elmer Dessens, R ERA: 3.19 (8, 1)	2.0	6	1	0	0	1	0	0	0	0	0	0	0	14	21	0.00	0.500																																			

BOTTOM

Los Angeles Dodgers @ Philadelphia Phillies
Citizens Bank Park, Philadelphia, PA

Wed Jul 20 2005, 7:05 PM EDT
Att. 31,164 - Clear - 87 F

livebaseballscorecards.com

AB	31
R	2
H	7
RBI	2
BB	0
SO	6
LOB	7

Batter	1	2	3	4	5	6	7	8	9	10	11	AB R H RBI BB SO LOB	TOP														
Dave Roberts, L OBP: 0.337, SLG: 0.419 (1, 8)	2-3 K		2-2 L8		1-3 K		2-3 K	0-1 P5			4-1 BB	5 0 0 0 1 3 3															
Mark Loretta, R OBP: 0.381, SLG: 0.354 Paul Quantrill, L (11, 1)	2-3 K		1-1 L9		3-1 HR		2-2 L9		0-1 FC4-6 1B		0-1 F9	6 1 2 2 0 1 2 0 0 0 0 0 0 0															
24 Brian Giles, L OBP: 0.435, SLG: 0.518 (1, 9)	4-2 BB		3-1 F9		2-0 HR		1-0 1B	2B	0-0 FC4-6 S BLK		0-1 G4-3	5 2 2 1 1 0 2															
Ryan Klesko, L OBP: 0.369, SLG: 0.472 (1, 7)	2-0 F9			0-0 FC5-4 1B	2-3 K		0-1 1B		1-3 K			5 0 2 2 0 2 2															
Phil Nevin, R OBP: 0.343, SLG: 0.410 Scott Linebrink, R (6, 1) Mark Sweeney, L OBP: 0.414, SLG: 0.531 (7, PH) 52 Clay Hensley, R (7, 1) Eric Young Sr., R OBP: 0.357, SLG: 0.343 (9, PH) Akinori Otsuka, R (9, 1) Damian Jackson, R OBP: 0.346, SLG: 0.391 (11, 4)		1-2 G4-3		1-2 F9		2-2 P3	4-0 IBB		0-0 P4			3 0 0 0 0 0 1 0 0 0 0 0 0 0 0 0 0 0 0 1 0 0 1 0															
3 Khalil Greene, R OBP: 0.308, SLG: 0.424 (1, 6)		0-2 L8		1 SAFE 2-0 FC5-4 1-2f		1-2 G5-3	1-3 K		2-2 P4			5 0 0 0 0 1 3															
Ramon Hernandez, R OBP: 0.296, SLG: 0.399 (1, 2)		2-2 E4 1B		0-3 K		1-1 L6		2-2 2B		2-2 F8		5 0 1 0 0 1 1	AB 43 R 6 H 11 RBI 6 BB 4 SO 11 LOB 18														
Geoff Blum, S OBP: 0.329, SLG: 0.390 (1, 5)		2-1 1B		4-2 SH3-4 HR BB		1-2 HR	2B	0-0 2B		2-3 K		4 2 3 1 1 1 0															
54 Tim Stauffer, R OBP: 0.130, SLG: 0.174 Xavier Nady, R OBP: 0.330, SLG: 0.503 (6, 3)		0-3 K		1-1 SH3-4		0-0 1B	1B	3-3 K			1-0 F9	1 0 0 0 0 1 2 3 1 1 0 0 1 1															
Inning Stats	R: 0 E: 0 K: 2 S: 12	H: 0 LOB: 1 BB: 1 P: 22	R: 0 E: 1 K: 1 S: 16	H: 1 LOB: 2 BB: 0 P: 21	R: 0 E: 0 K: 0 S: 8	H: 0 LOB: 0 BB: 0 P: 14	R: 0 E: 0 K: 1 S: 10	H: 1 LOB: 1 BB: 0 P: 13	R: 3 E: 0 K: 2 S: 14	H: 2 LOB: 0 BB: 1 P: 27	R: 0 E: 0 K: 0 S: 10	H: 0 LOB: 0 BB: 0 P: 14	R: 3 E: 0 K: 2 S: 16	H: 4 LOB: 2 BB: 1 P: 27	R: 0 E: 0 K: 1 S: 10	H: 2 LOB: 1 BB: 0 P: 15	R: 0 E: 0 K: 1 S: 9	H: 1 LOB: 1 BB: 0 P: 9	R: 0 E: 0 K: 1 S: 9	H: 0 LOB: 0 BB: 0 P: 15	R: 0 E: 0 K: 0 S: 6	H: 0 LOB: 1 BB: 1 P: 11	1B: 5 2B: 3 3B: 0 HR: 3	SF: 0 SAC: 1 DP: 0 HBP: 0	WP: 0 PB: 0 SB: 1 CS: 0	PA: 48	
PITCHER	IP	WLS	BF	H	R	ER	SO	BB	IBB	HBP	BLK	WP	HR	S	P	ERA	WHIP										
Vicente Padilla, R ERA: 5.52 (1, 1)	6.0		25	4	3	3	6	2	0	0	0	0	2	70	111	4.50	1.000										
Rheal Cormier, L ERA: 5.88 (7, 1)	0.1	H	3	2	2	2	1	0	0	0	0	0	1	7	10	54.00	6.000										
63 Ryan Madson, R ERA: 3.93 (7, 1)	0.2	B	5	2	1	1	1	0	1	0	0	0	0	9	17	13.50	3.000										
Ugueth Urbina, R ERA: 3.52 (8, 1)	1.0		4	2	0	0	1	0	0	0	0	0	0	10	15	0.00	2.000										
Billy Wagner, L ERA: 2.18 (9, 1)	1.0		4	1	0	0	1	0	0	0	1	0	0	8	9	0.00	1.000										
PITCHER	IP	WLS	BF	H	R	ER	SO	BB	IBB	HBP	BLK	WP	HR	S	P	ERA	WHIP										
Aaron Fultz, L ERA: 2.57 (10, 1)	2.0	W	7	0	0	0	1	1	0	0	0	0	0	15	26	0.00	0.500										

San Diego Padres @ Philadelphia Phillies
Citizens Bank Park, Philadelphia, PA
Fri Jul 22 2005, 7:05 PM EDT
Att: 28,600 - Partly Cloudy - 91 F

livebaseballscorecards.com



Batter	1	2	3	4	5	6	7	8	9	10	11	AB R H RBI BB SO LOB	BOTTOM
11 Jimmy Rollins, S OBP: 0.319, SLG: 0.406	1-2 F7		1-2 G1-3		0-0 1B	0-2 F8			1-0 G1-3		0-1 F7	6 0 1 0 0 0 2	San Diego Padres @ Philadelphia Phillies Citizens Bank Park, Philadelphia, PA Fri Jul 22 2005, 7:05 PM EDT Att: 28,600 - Partly Cloudy - 91 F
Kenny Lofton, L Rheal Cormier, L 63 Ryan Madson, L Ugueth Urbina, R Billy Wagner, L Tommy Perez, S Aaron Fultz, L Jason Michaels, R	3-1 G4-3		1-0 F7		2-1 P6	0-3 K			2-2 1B		1-0 26 HR 1B	4 0 0 0 0 0 1 3	
26 Chase Utley, L OBP: 0.390, SLG: 0.524	0-2 G4-3		2-0 G3		0-2 P5			2-2 F7			2-2 1-H HR	6 1 1 2 0 0 2	
Bobby Abreu, L OBP: 0.419, SLG: 0.501		2-2 L9		2-0 6 BB 1B		0-1 G1-3	0-3 K			4-2 2B G5-2-3 BB		4 1 1 0 1 1 0	
Pat Burrell, R OBP: 0.379, SLG: 0.532		1-2 6 HR 2B		4-2 6 BB 1B BB		4-2 6 BB 2B BB	1-2 F8			0-2 6 BB 2B BB		3 2 2 0 2 0 0	
6 Ryan Howard, L OBP: 0.327, SLG: 0.494		1-1 2-H HR		2-2 1-2 2-H 1B		4-0 2B 1B BB		0-0 G4-3		4-0 G5-2-3 IBB		3 2 2 3 2 0 0	
David Bell, R OBP: 0.307, SLG: 0.370		1-0 P4		0-0 1-2 2-3 G4-6-3		0-0 1-3 2-H 1B 2B		0-1 G1-3		0-0 G5-2-3		5 1 1 1 0 0 5	
Mike Lieberthal, R OBP: 0.328, SLG: 0.413		3-1 E3		1-2 G5-3		4-0 1B IBB		0-1 G6-3		0-1 G5-3		4 0 0 0 1 0 3	
Vicente Padilla, R Endy Chavez, L		1-0 P4			2-3 K	3-2 1-2 2-H 3-H 1B			0-0 B2-3		2-3 K	2 0 0 0 0 1 1	
												3 0 1 2 0 1 0	
Inning Stats	R: 0 H: 0 E: 0 K: 0 S: 10	R: 2 H: 2 E: 1 K: 0 S: 13	R: 0 H: 0 E: 0 K: 0 S: 6	R: 1 H: 2 E: 0 K: 0 S: 12	R: 0 H: 1 E: 0 K: 1 S: 10	R: 3 H: 2 E: 0 K: 1 S: 16	R: 0 H: 0 E: 0 K: 1 S: 9	R: 0 H: 0 E: 0 K: 0 S: 5	R: 0 H: 1 E: 0 K: 0 S: 7	R: 0 H: 1 E: 0 K: 0 S: 8	R: 2 H: 2 E: 0 K: 1 S: 9	1B: 6 SF: 0 2B: 3 SAC: 0 3B: 0 DP: 2 HR: 2 HBP: 0	
PITCHER	IP WLS BF H R ER SO BB IBB HBP BLK WP HR S P ERA WHIP												
54 Tim Stauffer, R ERA: 4.81	(1, 1) 5.1 25 6 6 6 1 3 0 0 0 0 1 57 95 10.12 1.688												
Scott Linebrink, R ERA: 2.16	(6, 1) 0.2 4 1 0 0 1 0 1 0 0 0 0 10 17 0.00 1.500												
52 Clay Hensley, R ERA:	(7, 1) 2.0 6 0 0 0 1 0 0 0 0 0 0 14 17 0.00 0.000												
Akinori Otsuka, R ERA: 2.51	(9, 1) 2.0 9 2 0 0 0 1 1 0 0 0 0 15 27 0.00 1.500												
Paul Quantrill, R ERA: 6.5	(11, 1) 0.2 L 4 2 2 2 1 0 0 0 0 0 0 1 9 14 27.00 3.000												

AB	42
R	8
H	11
RBI	8
BB	6
SO	4
LOB	16



Batter	1	2	3	4	5	6	7	8	9	AB R H RBI BB SO LOB	TOP											
Dave Roberts, L (1, 8) OBP: 0.339, SLG: 0.416	4-2 P4-3 BB		1-1 P6		4-0 BB		1-0 G4-6-3 1-2f			2 0 0 0 2 0 2												
Mark Loretta, R (1, 4) OBP: 0.374, SLG: 0.346	1-1 P4-3 1-1f		0-3 K		2-1 G5-3			1-2 G6-3		4 0 0 0 0 1 2												
24 Brian Giles, L (1, 9) OBP: 0.435, SLG: 0.515	4-2 BB		0-1 L7		4-0 WP BB			0-1 L8		2 0 0 0 2 0 0												
Ryan Klesko, L (1, 7) OBP: 0.365, SLG: 0.466	1-0 F9		1-3 K		3-1 P1			1-0 G3-1		4 0 0 0 0 1 2												
Phil Nevin, R (1, 3) OBP: 0.305, SLG: 0.409		4-2 1B BB		0-1 FC6-4 1B		2-3 K 1-2		1-1 F8		3 0 1 0 1 1 1												
3 Khalil Greene, R (1, 6) OBP: 0.304, SLG: 0.418		0-3 K		0-2 F9		0-3 K		2-3 K		4 0 0 0 0 3 3												
Ramon Hernandez, R (1, 2) OBP: 0.295, SLG: 0.401		1-2 F9		2-2 FC6-4 1-2f			2-0 1B 2B		0-1 G5-3	4 0 1 0 0 0 2												
Geoff Blum, S (1, 5) OBP: 0.329, SLG: 0.389		2-1 1B		2-2 G4-3			3-2 F8			3 0 1 0 0 0 1												
Pedro Astacio, R (1, 1) OBP: 0.250, SLG: 0.250		1-1 P6		0-0 P4			2-1 G4-6-3 1B			2 0 0 0 0 0 2												
Mark Sweeney, L (7, PH) OBP: 0.418, SLG: 0.534										1 0 1 0 0 0 0												
Craig Breslow, L (7, 1)										0 0 0 0 0 0 0												
Scott Linebrink, R (8, 1)										0 0 0 0 0 0 0												
Inning Stats	R: 0 E: 0 K: 0 S: 7	H: 0 LOB: 1 BB: 2 P: 17	R: 0 E: 0 K: 1 S: 14	H: 1 LOB: 2 BB: 1 P: 22	R: 0 E: 0 K: 1 S: 7	H: 0 LOB: 0 BB: 0 P: 8	R: 0 E: 0 K: 1 S: 12	H: 1 LOB: 1 BB: 0 P: 15	R: 0 E: 0 K: 0 S: 6	H: 0 LOB: 1 BB: 1 P: 14	R: 0 E: 0 K: 2 S: 8	H: 0 LOB: 1 BB: 1 P: 17	R: 0 E: 0 K: 0 S: 7	H: 2 LOB: 1 BB: 0 P: 15	R: 0 E: 0 K: 0 S: 6	H: 0 LOB: 0 BB: 0 P: 8	R: 0 E: 0 K: 1 S: 8	H: 0 LOB: 0 BB: 0 P: 11	1B: 3 2B: 2 3B: 0 HR: 0	SF: 0 SAC: 0 DP: 2 HBP: 0	WP: 1 PB: 0 SB: 0 CS: 0	PA: 34
PITCHER	IP WLS BF H R ER SO BB IBB HBP BLK WP HR S P ERA WHIP																					
Robinson Tejeda, R (1, 1) ERA: 2.9	6.0 W 24 2 0 0 5 5 0 0 0 1 0 54 93 0.00 1.167																					
63 Ryan Madson, R (7, 1) ERA: 3.86	1.0 H 4 2 0 0 0 0 0 0 0 0 0 7 15 0.00 2.000																					
Rheal Cormier, L (8, 1) ERA: 5.71	1.0 H 3 0 0 0 0 0 0 0 0 0 0 6 8 0.00 0.000																					
Billy Wagner, L (9, 1) ERA: 2.14	1.0 S 3 0 0 0 1 0 0 0 0 0 0 8 11 0.00 0.000																					

San Diego Padres @ Philadelphia Phillies
 Citizens Bank Park, Philadelphia, PA
 Sat Jul 23 2005, 3:15 PM EDT
 Att. 33,992 - Sunny - 85 F

AB	29
R	0
H	4
RBI	0
BB	5
SO	6
LOB	15



Batter	1	2	3	4	5	6	7	8	9	AB R H RBI BB SO LOB	TOP											
Dave Roberts, L (1, 8) OBP: 0.338, SLG: 0.413	1-0 G3-1		0-0 F8			3-2 G2-3 24 SF7 1B	2-3 K			4 1 1 0 0 1 3												
Mark Loretta, R (1, 4) OBP: 0.367, SLG: 0.339	1-1 F8			1-2 F9		1-2 G2-3	1-2 G4-3			4 0 0 0 0 0 3												
24 Brian Giles, L (1, 9) OBP: 0.431, SLG: 0.510	2-1 F7			1-1 F7		0-0 SF7		1-1 F7		3 0 0 1 0 0 0												
Ryan Klesko, L (1, 7) OBP: 0.363, SLG: 0.463		1-2 F9		0-3 K		1-0 1B		1-3 K		4 0 1 0 0 2 0												
Mark Sweeney, L (1, 3) OBP: 0.414, SLG: 0.526		2-2 F8			1-3 K	0-0 1B		2-1 G4-3		4 0 1 0 0 1 0												
Geoff Blum, S (1, 5) (7, 6) OBP: 0.328, SLG: 0.384		2-1 G3			4-2 1B	1-3 K			2-3 K	3 0 0 0 1 2 2												
Ramon Hernandez, R (1, 2) OBP: 0.301, SLG: 0.409			1-1 2B		3-2 1B		1-0 1B		0-0 P3	4 0 3 0 0 0 0												
Damian Jackson, R (1, 6) OBP: 0.343, SLG: 0.387			1-0 P6		3-3 K		0-0 F8		1-2 P4	2 0 0 0 0 1 3												
Robert Fick, L (7, PH) OBP: 0.355, SLG: 0.422										1 0 0 0 0 0 1												
52 Clay Hensley, R (7, 1)										0 0 0 0 0 0 0												
Eric Young Sr., R (9, PH) OBP: 0.349, SLG: 0.333										1 0 0 0 0 0 0												
Brian Lawrence, R (1, 1) OBP: 0.119, SLG: 0.077			1-3 K		0-3 K		2-1 1B			2 0 0 0 0 2 3												
Joe Randa, R (7, PH) (7, 5) OBP: 0.358, SLG: 0.492										1 0 1 0 0 0 0												
Inning Stats	R: 0 E: 0 K: 0 S: 5	H: 0 LOB: 0 BB: 0 P: 9	R: 0 E: 0 K: 0 S: 9	H: 0 LOB: 0 BB: 0 P: 14	R: 0 E: 0 K: 1 S: 7	H: 1 LOB: 1 BB: 0 P: 10	R: 0 E: 0 K: 1 S: 9	H: 0 LOB: 0 BB: 0 P: 11	R: 0 E: 0 K: 3 S: 22	H: 1 LOB: 2 BB: 1 P: 33	R: 1 E: 0 K: 1 S: 12	H: 3 LOB: 2 BB: 0 P: 18	R: 0 E: 0 K: 1 S: 11	H: 2 LOB: 2 BB: 0 P: 17	R: 0 E: 0 K: 1 S: 7	H: 0 LOB: 0 BB: 0 P: 11	R: 0 E: 0 K: 1 S: 8	H: 0 LOB: 0 BB: 0 P: 11	1B: 6 2B: 1 3B: 0 HR: 0	SF: 1 SAC: 0 DP: 0 HBP: 0	WP: 1 PB: 0 SB: 0 CS: 0	PA: 35
39 Brett Myers, R (1, 1) ERA: 3.24	IP: 6.0 WLS: W BF: 24 H: 5 R: 1 ER: 1 SO: 6 BB: 1 IBB: 0 HBP: 0 BLK: 0 WP: 1 HR: 0 S: 64 P: 95 ERA: 1.50 WHIP: 1.000																					
63 Ryan Madson, R (7, 1) ERA: 3.79	IP: 1.0 WLS: H BF: 5 H: 2 R: 0 ER: 0 SO: 1 BB: 0 IBB: 0 HBP: 0 BLK: 0 WP: 0 HR: 0 S: 11 P: 17 ERA: 0.00 WHIP: 2.000																					
Rheal Cormier, L (8, 1) ERA: 5.55	IP: 1.0 WLS: 3 BF: 3 H: 0 R: 0 ER: 0 SO: 1 BB: 0 IBB: 0 HBP: 0 BLK: 0 WP: 0 HR: 0 S: 7 P: 11 ERA: 0.00 WHIP: 0.000																					
Billy Wagner, L (9, 1) ERA: 2.09	IP: 1.0 WLS: 3 BF: 3 H: 0 R: 0 ER: 0 SO: 1 BB: 0 IBB: 0 HBP: 0 BLK: 0 WP: 0 HR: 0 S: 8 P: 11 ERA: 0.00 WHIP: 0.000																					

San Diego Padres @ Philadelphia Phillies
 Citizens Bank Park, Philadelphia, PA
 Sun Jul 24 2005, 1:35 PM EDT
 Att. 35,332 - Sunny - 83 F

AB	33
R	1
H	7
RBI	1
BB	1
SO	9
LOB	15



WP: 1	PA: 35
PB: 0	
SB: 0	
CS: 0	

Batter	1	2	3	4	5	6	7	8	9	AB R H RBI BB SO LOB	TOP											
11 Jimmy Rollins, S (1, 6) OBP: 0.318, SLG: 0.410	0-2 G6-3		0-0 1B		1-2 HR		2-1 G6-3			4 1 2 1 0 0 0	Philadelphia Phillies @ Houston Astros Minute Maid Park, Houston, TX Mon Jul 25 2005, 7:05 PM CDT Att. 36,029 - Roof Closed - 72 F											
Jason Michaels, R (1, 8) OBP: 0.407, SLG: 0.404	0-2 K		1-1 1B		1-3 K		4-2 BB			3 0 1 0 1 2 0												
Bobby Abreu, L (1, 9) OBP: 0.419, SLG: 0.499	0-1 G6-3		2-2 G4-3		2-3 K		1-3 K			4 0 0 0 0 2 4												
Pat Burrell, R (1, 7) OBP: 0.375, SLG: 0.521		0-0 F9		1-1 FC6-4 1B		3-3 K		3-2 P6		4 0 1 0 0 1 0												
David Bell, R (1, 5) OBP: 0.305, SLG: 0.363		1-1 FC6-4 1B		4-1 FC6-4 BB		3-2 G5-3		0-2 G1-3		3 0 1 0 1 0 0												
6 Ryan Howard, L (1, 3) OBP: 0.336, SLG: 0.505		0-1 FC6-4 CS		0-0 FC6-4 FC5-4		3-2 BB 1B		2-0 G6-3		4 0 1 0 0 0 3												
Mike Lieberthal, R (1, 2) OBP: 0.330, SLG: 0.405	1 SAFE	0-0 CS	1-1 F7	1-2 L5		4-1 BB		0-3 K		3 0 0 0 1 1 2												
Ramon Martinez, R (1, 4) OBP: 0.310, SLG: 0.284			3-2 G1-3	1-0 FC5-4		1-1 G4-3		1-1 G6-3		3 0 0 0 0 0 4												
Geoff Geary, R (6, 1) OBP: 0.250, SLG: 0.250										0 0 0 0 0 0 0												
Aaron Fultz, L (8, 1) OBP: 0.500, SLG: 0.500										0 0 0 0 0 0 0												
Andy Chavez, L (9, PH) OBP: 0.291, SLG: 0.338										1 0 0 0 0 0 0												
Cory Lidle, R (1, 1) OBP: 0.235, SLG: 0.212			1-2 1B		1-3 K		1-3 K		2-3 K	2 0 1 0 0 1 0												
Matt Kata, S (6, 4) OBP: 0.308, SLG: 0.324										2 0 0 0 0 2 0												
Inning Stats	R: 0 E: 0 K: 1 S: 8	H: 0 LOB: 0 BB: 0 P: 8	R: 0 E: 0 K: 0 S: 5	H: 1 LOB: 0 BB: 0 P: 6	R: 0 E: 0 K: 0 S: 15	H: 3 LOB: 3 BB: 0 P: 23	R: 0 E: 0 K: 0 S: 10	H: 1 LOB: 2 BB: 1 P: 17	R: 1 E: 0 K: 3 S: 12	H: 1 LOB: 0 BB: 0 P: 17	R: 0 E: 0 K: 1 S: 17	H: 1 LOB: 2 BB: 1 P: 31	R: 0 E: 0 K: 2 S: 11	H: 0 LOB: 1 BB: 1 P: 19	R: 0 E: 0 K: 0 S: 7	H: 0 LOB: 0 BB: 0 P: 12	R: 0 E: 0 K: 2 S: 9	H: 0 LOB: 0 BB: 0 P: 12	1B: 6 2B: 0 3B: 0 HR: 1	SF: 0 SAC: 0 DP: 0 HBP: 0	WP: 0 PB: 0 SB: 0 CS: 1	PA: 37
PITCHER	IP WLS BF H R ER SO BB IBB HBP BLK WP HR S P ERA WHIP																				ERA WHIP	
Andy Pettitte, L (1, 1) ERA: 2.73	7.0 W 30 7 1 1 7 3 0 0 0 0 1 78 121 1.29 1.429																					
Mike Burns, R (8, 1) ERA: 3.5	1.0 3 0 0 0 0 0 0 0 0 0 0 0 7 12 0.00 0.000																					
Chad Harville, R (9, 1) ERA: 5.67	1.0 3 0 0 0 0 2 0 0 0 0 0 0 9 12 0.00 0.000																					

livebaseballscorecards.com

AB	33
R	1
H	7
RBI	1
BB	3
SO	9
LOB	13



Batter	1	2	3	4	5	6	7	8	9	AB R H RBI BB SO LOB
Willy Taveras, R OBP: 0.330, SLG: 0.365 (1, 8)	G5-3		HR 1B	G5-3		K				4 1 1 0 0 1 2
Craig Biggio, R OBP: 0.344, SLG: 0.487 (1, 4)	HR		HR		E4 17 G2-3 17 S 16 HR		G1-3			4 3 2 3 0 0 0
17 Lance Berkman, S OBP: 0.418, SLG: 0.528 (1, 3)	HR		HR		G2-3		F7			4 2 2 2 0 0 1
Morgan Ensberg, R OBP: 0.388, SLG: 0.587 (1, 5)	G6-3		HBP		F7		16 1B			3 0 1 0 0 0 1
16 Jason Lane, R OBP: 0.295, SLG: 0.479 (1, 9)	K		P6		HR		1B			4 1 2 2 0 1 1
28 Adam Everett, R OBP: 0.292, SLG: 0.374 (1, 6)		F8	G4-3		G5-3		P3			4 0 0 0 0 0 3
2 Chris Burke, R OBP: 0.306, SLG: 0.320 (1, 7)		F8		L6		G1-3		F7		4 0 0 0 0 0 0
Brad Ausmus, R OBP: 0.329, SLG: 0.289 (1, 2)		K		SH2-4 1B		BB		G3-1		3 0 1 0 1 1 0
Andy Pettitte, L OBP: 0.114, SLG: 0.091 (1, 1)			G4-3	SH2-4 1B		K		F8		2 0 0 0 0 1 1
Mike Burns, R (8, 1)										0 0 0 0 0 0 0
4 Eric Bruntlett, R OBP: 0.266, SLG: 0.386 (8, PH)										1 0 0 0 0 0 0
Chad Harville, R (9, 1)										0 0 0 0 0 0 0

Inning Stats	R: 2	H: 2	E: 0	K: 1	S: 12	R: 0	H: 0	E: 0	K: 1	S: 7	R: 3	H: 3	E: 0	K: 0	S: 15	R: 0	H: 1	E: 0	K: 0	S: 6	R: 2	H: 1	E: 1	K: 0	S: 9	R: 0	H: 0	E: 0	K: 2	S: 8	R: 0	H: 2	E: 0	K: 0	S: 9	R: 0	H: 0	E: 0	K: 0	S: 7	1B: 4	2B: 0	3B: 0	HR: 5	SF: 0	SAC: 1	DP: 0	HBP: 1	WP: 0	PA: 36
--------------	------	------	------	------	-------	------	------	------	------	------	------	------	------	------	-------	------	------	------	------	------	------	------	------	------	------	------	------	------	------	------	------	------	------	------	------	------	------	------	------	------	-------	-------	-------	-------	-------	--------	-------	--------	-------	--------

PITCHER	IP	WLS	BF	H	R	ER	SO	BB	IBB	HBP	BLK	WP	HR	S	P	ERA	WHIP
Cory Lidle, R ERA: 4.63 (1, 1)	5.0	L	24	7	7	5	2	0	0	1	0	0	5	49	76	9.00	1.400
Geoff Geary, R ERA: 4.32 (6, 1)	2.0		9	2	0	0	2	1	0	0	0	0	0	17	27	0.00	1.500
Aaron Fultz, L ERA: 2.51 (8, 1)	1.0		3	0	0	0	0	0	0	0	0	0	0	7	12	0.00	0.000


BOTTOM

Philadelphia Phillies @ Houston Astros
Minute Maid Park, Houston, TX

Mon Jul 25 2005, 7:05 PM CDT
Att: 36,029 - Roof Closed - 72 F

livebaseballscorecards.com

AB	33
R	7
H	9
RBI	7
BB	1
SO	4
LOB	9



Batter	1	2	3	4	5	6	7	8	9	AB R H RBI BB SO LOB	TOP	
11 Jimmy Rollins, S OBP: 0.317, SLG: 0.411 (1, 6)	0-0 F7		2-2 P6			0-1 1B 26 G4-6-3 2B		0-2 G5-3		4 1 1 0 0 0 1		
Kenny Lofton, L OBP: 0.381, SLG: 0.394 (1, 8) Ugueth Urbina, R OBP: 0.308, SLG: 0.308 (8, 1) Tomas Perez, S OBP: 0.308, SLG: 0.308 (9, 5)	3-1 G4-3			2-2 G6-3		0-0 26 G4-6-3 1B		0-2 G6-3		4 0 1 0 0 0 1 0 0 0 0 0 0 0 0 0 0 0 0 0 0		
26 Chase Utley, L OBP: 0.391, SLG: 0.533 (1, 4)	2-3 K			0-2 2B		2-0 G4-6-3 1B 1-2f 3-H			0-1 6 1B 1B	4 0 2 0 0 1 1		
Bobby Abreu, L OBP: 0.417, SLG: 0.501 (1, 9)		0-2 3B		0-3 K		2-3 K			1-3 K	4 0 1 0 0 3 2		
Pat Burrell, R OBP: 0.371, SLG: 0.515 (1, 7)		2-2 P4		0-3 K			0-1 G6-3		1-0 F9	4 0 0 0 0 1 3		
6 Ryan Howard, L OBP: 0.342, SLG: 0.500 (1, 3)		2-3 K			2-2 G6-3		4-1 G5-4-3 BB		1-0 1B	3 0 1 0 1 1 1		
David Bell, R OBP: 0.301, SLG: 0.359 (1, 5) 63 Ryan Madson, L OBP: 0.299, SLG: 0.346 (9, 1)		2-1 P2			2-2 F8		0-1 G5-4-3 1-2f		0-1 F9	4 0 0 0 0 0 4 0 0 0 0 0 0 0		
Todd Pratt, R OBP: 0.315, SLG: 0.422 (1, 2)			0-2 K		2-2 1B			0-2 K		3 0 1 0 0 2 0		
21 Jon Lieber, L OBP: 0.048, SLG: 0.073 (1, 1) Endy Chavez, L OBP: 0.299, SLG: 0.346 (8, PH) (8, 8)			1-0 F8		0-3 K			2-1 11 G5-3 1B		2 0 0 0 0 1 1 1 0 1 0 0 0 0		
Inning Stats	R: 0 H: 0 E: 0 LOB: 0 K: 1 BB: 0 S: 8 P: 13	R: 0 H: 1 E: 0 LOB: 1 K: 1 BB: 0 S: 13 P: 19	R: 0 H: 0 E: 0 LOB: 0 K: 1 BB: 0 S: 7 P: 10	R: 0 H: 1 E: 0 LOB: 1 K: 2 BB: 0 S: 12 P: 14	R: 0 H: 1 E: 0 LOB: 1 K: 1 BB: 0 S: 14 P: 20	R: 1 H: 2 E: 0 LOB: 0 K: 1 BB: 0 S: 7 P: 11	R: 0 H: 0 E: 0 LOB: 0 K: 0 BB: 1 S: 5 P: 9	R: 0 H: 1 E: 0 LOB: 1 K: 1 BB: 0 S: 13 P: 15	R: 0 H: 2 E: 0 LOB: 2 K: 1 BB: 0 S: 9 P: 12	1B: 5 SF: 0 2B: 2 SAC: 0 3B: 1 DP: 2 HR: 0 HBP: 0	WP: 0 PA: 34 PB: 0 SB: 0 CS: 0	
PITCHER 44 Roy Oswalt, R ERA: 2.33 (1, 1)	IP WLS BF H R ER SO BB IBB HBP BLK WP HR S P ERA WHIP	9.0 W 34 8 1 1 9 1 0 0 0 0 0 0 88 123 1.00 1.000										

Philadelphia Phillies @ Houston Astros
Minute Maid Park, Houston, TX
Tue Jul 26 2005, 7:05 PM CDT
Att. 33,867 - Roof Closed - 72 F

livebaseballscorecards.com

AB	33
R	1
H	8
RBI	0
BB	1
SO	9
LOB	14



Batter	1	2	3	4	5	6	7	8	9	AB R H RBI BB SO LOB
Willy Taveras, R OBP: 0.329, SLG: 0.364 (1, 8)	0-1 G4-3 ①		1-2 E1 1B		0-0 P3 ③			1-3 K ①		4 0 1 0 0 1 1
Craig Biggio, R OBP: 0.343, SLG: 0.493 (1, 4)	0-0 HR		1-0 G6-3 ②			2-1 F9 ①		1-2 G6-3 ②		4 1 1 1 0 0 1
17 Lance Berkman, S OBP: 0.419, SLG: 0.525 (1, 7)	2-1 G4-3 ②		0-0 G1-3 ③			1-1 1B		4-2 BB		3 0 1 0 1 0 1
4 Eric Bruntlett, R OBP: 0.266, SLG: 0.386 (8, PR) (9, 7)										0 0 0 0 0 0 0
Morgan Ensberg, R OBP: 0.387, SLG: 0.589 (1, 5)	0-0 3B			1-2 P6 ①		0-0 F8 ②		0-3 K ③		4 0 1 0 0 1 2
Mike Lamb, L OBP: 0.259, SLG: 0.401 (1, 3)	0-1 P5 ③			2-1 F8 ②		1-3 K ③			1-0 HR	4 1 1 1 0 1 2
Orlando Palmeiro, L OBP: 0.372, SLG: 0.504 (1, 9)		0-0 F8 ①		1-3 K ③			1-2 F8 ①			3 0 0 0 0 1 0
28 Adam Everett, R OBP: 0.290, SLG: 0.370 (1, 6)		2-1 F8 ②			1-1 G6-3 ①		2-3 K ②			3 0 0 0 0 1 0
Brad Ausmus, R OBP: 0.333, SLG: 0.299 (1, 2)		2-0 G5-3 ③			0-1 1B		0-0 2B			3 0 2 0 0 0 0
44 Roy Oswalt, R OBP: 0.170, SLG: 0.133 (1, 1)			0-1 G6-3 ①		0-3 K ②		0-2 G5-3 ③			3 0 0 0 0 1 2

Inning Stats	R: 1	H: 2	E: 0	K: 0	S: 8	LOB: 1	BB: 0	P: 10	R: 0	H: 0	E: 0	K: 0	S: 4	LOB: 0	BB: 0	P: 8	R: 0	H: 1	E: 1	K: 0	S: 7	LOB: 1	BB: 0	P: 9	R: 0	H: 0	E: 0	K: 1	S: 8	LOB: 0	BB: 0	P: 12	R: 0	H: 1	E: 0	K: 1	S: 8	LOB: 1	BB: 0	P: 9	R: 0	H: 1	E: 0	K: 1	S: 9	LOB: 1	BB: 0	P: 13	R: 0	H: 1	E: 0	K: 1	S: 15	LOB: 1	BB: 0	P: 18	R: 0	H: 0	E: 0	K: 2	S: 13	LOB: 1	BB: 1	P: 19	R: 1	H: 1	E: 0	K: 0	S: 1	LOB: 0	BB: 0	P: 2	1B: 3	SF: 0	2B: 1	SAC: 0	3B: 1	DP: 0	HR: 2	HBP: 0	WP: 0	PA: 32
--------------	------	------	------	------	------	--------	-------	-------	------	------	------	------	------	--------	-------	------	------	------	------	------	------	--------	-------	------	------	------	------	------	------	--------	-------	-------	------	------	------	------	------	--------	-------	------	------	------	------	------	------	--------	-------	-------	------	------	------	------	-------	--------	-------	-------	------	------	------	------	-------	--------	-------	-------	------	------	------	------	------	--------	-------	------	-------	-------	-------	--------	-------	-------	-------	--------	-------	--------

PITCHER	IP	WLS	BF	H	R	ER	SO	BB	IBB	HBP	BLK	WP	HR	S	P	ERA	WHIP
21 Jon Lieber, R ERA: 4.69 (1, 1)	7.0		27	6	1	1	4	0	0	0	0	0	1	59	79	1.29	0.857
Ugueth Urbina, R ERA: 3.45 (8, 1)	1.0		4	0	0	0	2	1	0	0	0	0	0	13	19	0.00	1.000
63 Ryan Madson, R ERA: 3.95 (9, 1)	0.0	L	1	1	1	1	0	0	0	0	0	0	1	1	2	∞	∞


BOTTOM

Philadelphia Phillies @ Houston Astros
Minute Maid Park, Houston, TX

Tue Jul 26 2005, 7:05 PM CDT
Att: 33,867 - Roof Closed - 72 F

livebaseballscorecards.com

AB	31
R	2
H	7
RBI	2
BB	1
SO	6
LOB	9



Batter	1	2	3	4	5	6	7	8	9	AB	R	H	RBI	BB	SO	LOB
Willy Taveras, R OBP: 0.328, SLG: 0.363 (1, 8)	0-3 K		2-0 F7		0-0 17 G1-6-3 1B		1-0 G4-3			4	0	1	0	0	1	2
Craig Biggio, R OBP: 0.342, SLG: 0.493 (1, 4)	2-2 F8		1-1 17 1B 2B		2-2 P6		3-3 K			4	1	1	0	0	1	4
17 Lance Berkman, S OBP: 0.420, SLG: 0.525 (1, 7)	2-2 G6-3		2-1 FC4-6 1B		1-0 G1-6-3			1-0 BB 1B		4	0	2	1	0	0	2
4 Eric Bruntlett, R OBP: 0.266, SLG: 0.386 (8, PR) (9, 7)										0	0	0	0	0	0	0
Morgan Ensberg, R OBP: 0.383, SLG: 0.582 (1, 5)		3-3 K	3-3 K		1-0 L4			0-0 P4		4	0	0	0	0	2	2
Mike Lamb, L OBP: 0.259, SLG: 0.398 (1, 3)		3-2 2B 1B	0-1 FC4-6		3-1 F8			1-3 K		4	1	1	0	0	1	2
Orlando Palmeiro, L OBP: 0.376, SLG: 0.507 (1, 9)		0-1 28 1B SH1-3 2B		1-1 P4		2-1 F8		4-1 BB		3	1	1	1	1	0	0
54 Brad Lidge, R (9, 1)								1-2 BB		0	0	0	0	0	0	0
28 Adam Everett, R OBP: 0.289, SLG: 0.369 (1, 6)		1-1 SH1-3 1B		0-3 K		1-3 K		2-3 K		4	0	1	0	0	3	2
Brad Ausmus, R OBP: 0.335, SLG: 0.297 (1, 2)		0-0 SH1-3		1-1 P4		4-0 2B BB				1	0	0	1	1	0	0
Roger Clemens, R OBP: 0.286, SLG: 0.256 (1, 1)		1-1 P6			4-0 1B BB		0-0 SAFE 1-3 2B			1	0	0	0	1	0	1
Jose Vizcaino, S OBP: 0.304, SLG: 0.319 (7, PH)										1	0	1	0	0	0	0
Mike Gallo, L (8, 1)										0	0	0	0	0	0	0
Dan Wheeler, R (8, 1)										0	0	0	0	0	0	0
16 Jason Lane, R OBP: 0.295, SLG: 0.479 (9, 9)										0	0	0	0	0	0	0

Inning Stats	R: 0	H: 0	E: 0	K: 1	S: 12	H: 0	LOB: 0	BB: 0	P: 16	R: 2	H: 3	E: 0	K: 1	S: 14	H: 3	LOB: 1	BB: 0	P: 22	R: 1	H: 2	E: 0	K: 1	S: 10	H: 0	LOB: 0	BB: 0	P: 18	R: 0	H: 1	E: 0	K: 0	S: 5	H: 0	LOB: 0	BB: 0	P: 11	R: 0	H: 1	E: 0	K: 2	S: 8	H: 1	LOB: 2	BB: 1	P: 17	R: 0	H: 1	E: 0	K: 2	S: 10	H: 1	LOB: 2	BB: 1	P: 18
--------------	------	------	------	------	-------	------	--------	-------	-------	------	------	------	------	-------	------	--------	-------	-------	------	------	------	------	-------	------	--------	-------	-------	------	------	------	------	------	------	--------	-------	-------	------	------	------	------	------	------	--------	-------	-------	------	------	------	------	-------	------	--------	-------	-------


PITCHER	IP	WLS	BF	H	R	ER	SO	BB	IBB	HBP	BLK	WP	HR	S	P	ERA	WHIP
Vicente Padilla, R ERA: 5.45 (1, 1)	6.0	L	24	6	3	3	4	1	0	0	0	0	0	53	88	4.50	1.167
63 Ryan Madson, R ERA: 3.88 (7, 1)	1.0		5	1	0	0	2	1	0	0	0	0	0	8	17	0.00	2.000
Aaron Fultz, L ERA: 2.45 (8, 1)	1.0		5	1	0	0	2	1	0	0	0	0	0	10	18	0.00	2.000

BOTTOM

Philadelphia Phillies @ Houston Astros
Minute Maid Park, Houston, TX

Wed Jul 27 2005, 7:05 PM CDT
Att: 38,071 - Roof Closed

AB	30
R	3
H	8
RBI	3
BB	3
SO	8
LOB	15



1B	5	SF	0	WP	0	PA	34
2B	3	SAC	1	PB	0		
3B	0	DP	1	SB	0		
HR	0	HBP	0	CS	0		

PITCHER	IP	WLS	BF	H	R	ER	SO	BB	IBB	HBP	BLK	WP	HR	S	P	ERA	WHIP
---------	----	-----	----	---	---	----	----	----	-----	-----	-----	----	----	---	---	-----	------

Batter	1	2	3	4	5	6	7	8	9	AB R H RBI BB SO LOB
18 Cory Sullivan, L OBP: 0.329, SLG: 0.354 Dustan Mohr, R OBP: 0.267, SLG: 0.457 (1, 8) (7, PH) (8, 9)	4-0 G6-3 BB		2-1 1B		3-3 K		4-2 BB		2-3 K	2 0 1 0 1 1 0 1 0 0 0 1 1 0
Aaron Miles, S OBP: 0.300, SLG: 0.353 (1, 4)	0-1 G6-3 1-2f		1-2 L9			4-0 5 1B 27 G6-3 BB	0-0 B2-3		0-1 G4-3	4 1 0 0 1 0 3
5 Matt Holliday, R OBP: 0.355, SLG: 0.451 (1, 7)	0-0 F9			3-1 F7		3-2 1B		2-2 K		4 0 1 0 0 1 0
27 Garrett Atkins, R OBP: 0.350, SLG: 0.419 (1, 5)		4-2 CS BB		0-1 2B 1B		0-1 G6-3		0-1 1B 1B		3 2 2 1 1 0 0
Eric Byrnes, R OBP: 0.330, SLG: 0.427 (1, 9) (8, 8)		1-3 SAFE K		1-2 SAFE 2B		4-2 3-H BB		1-2 1B 1B		3 0 2 1 1 1 1
Ryan Shealy, R OBP: 0.324, SLG: 0.367 Randy Williams, L David Cortes, R Jorge Piedra, L OBP: 0.328, SLG: 0.441 Mike DeJean, R (1, 3) (7, 1) (8, 1) (8, PH) (9, 1)		1-2 F7		1-0 F9		0-0 G5-3		0-1 SAFE 1B		3 0 0 0 0 0 3 0 0 0 0 0 0 0 0 0 0 0 0 0 0 1 0 1 1 0 0 0 0 0 0 0 0 0 0
Danny Ardoin, R OBP: 0.292, SLG: 0.333 JD Closser, S OBP: 0.308, SLG: 0.366 (1, 2) (8, PH) (9, 2)			2-0 E7 49 SF8 2B		1-3 K		1-0 G5-3		1-3 K	3 1 1 0 0 1 1 1 0 0 0 0 1 2
Anderson Machado, S Desi Relaford, S OBP: 0.305, SLG: 0.319 (1, 6) (8, PH) (9, 6)			2-3 K		1-2 G6-3		2-3 K		1-0 P4	3 0 0 0 0 2 1 1 0 0 0 0 0 2
49 Byung-Hyun Kim, R Luis Gonzalez, R OBP: 0.338, SLG: 0.442 (1, 1) (7, 3)			0-0 SF8 3-H		2-2 F8		0-1 HR		2-2 G6-3	1 0 0 1 0 0 0 2 1 1 1 0 0 0

Inning Stats	R: 0	H: 0	E: 0	K: 0	S: 3	H: 0	LOB: 0	BB: 1	P: 7	R: 0	H: 0	E: 0	K: 1	S: 9	H: 0	LOB: 0	BB: 1	P: 15	R: 1	H: 2	E: 1	K: 1	S: 10	R: 1	H: 2	E: 0	K: 1	S: 12	R: 0	H: 0	E: 0	K: 1	S: 9	R: 1	H: 1	E: 0	K: 0	S: 9	R: 1	H: 3	E: 0	K: 2	S: 17	R: 0	H: 0	E: 0	K: 1	S: 9	1B: 6	SF: 1	2B: 2	3B: 0	HR: 1
--------------	------	------	------	------	------	------	--------	-------	------	------	------	------	------	------	------	--------	-------	-------	------	------	------	------	-------	------	------	------	------	-------	------	------	------	------	------	------	------	------	------	------	------	------	------	------	-------	------	------	------	------	------	-------	-------	-------	-------	-------

PITCHER	IP	WLS	BF	H	R	ER	SO	BB	IBB	HBP	BLK	WP	HR	S	P	ERA	WHIP
Robinson Tejeda, R ERA: 2.95 (1, 1)	5.1		21	5	3	2	4	3	0	0	0	0	0	47	83	3.38	1.500
Geoff Geary, R ERA: 4.24 (6, 1)	0.2	H	3	0	0	0	0	1	0	0	0	0	0	5	9	0.00	1.500
Rheal Cormier, L ERA: 5.65 (7, 1)	1.0	H	5	1	1	1	1	1	0	0	0	0	1	11	18	9.00	2.000
Ugueth Urbina, R ERA: 3.56 (8, 1)	1.0	W	6	3	1	1	2	0	0	0	0	0	0	17	22	9.00	3.000
Billy Wagner, L ERA: 2.05 (9, 1)	1.0	S	3	0	0	0	1	0	0	0	0	0	0	9	13	0.00	0.000


BOTTOM

Philadelphia Phillies @ Colorado Rockies
Coors Field, Denver, CO

Thu Jul 28 2005, 7:05 PM MDT
Att. 22,015 - Clear - 90 F

AB	32
R	5
H	9
RBI	5
BB	5
SO	8
LOB	13

WP: 0 PA: 38
PB: 0
SB: 0
CS: 1



PITCHER	IP	WLS	BF	H	R	ER	SO	BB	IBB	HBP	BLK	WP	HR	S	P	ERA	WHIP
---------	----	-----	----	---	---	----	----	----	-----	-----	-----	----	----	---	---	-----	------

Batter	1	2	3	4	5	6	7	8	9	AB R H RBI BB SO LOB	TOP											
11 Jimmy Rollins, S (1, 6) OBP: 0.323, SLG: 0.411	1-2 1B 26 CS	2-0 1B 1-3 2-H 3-H		0-0 G3		2-3 K		4-0 BB 1-2 2-3		4 0 2 2 1 1 0												
Kenny Lofton, L (1, 8) OBP: 0.382, SLG: 0.392 Endy Chavez, L (2, 8) OBP: 0.312, SLG: 0.356	2-1 F9	1-1 1B 1-2 3-H		2-1 26 2B 1B		0-2 F7		2-2 F8		2 0 1 1 0 0 1 3 1 1 0 0 0 3												
26 Chase Utley, L (1, 4) OBP: 0.393, SLG: 0.549	3-2 G3 1-2	3-0 G3		2-2 2B 1-H			2-2 G3		4-1 G3 S BB	4 0 1 1 1 0 3												
Bobby Abreu, L (1, 9) OBP: 0.411, SLG: 0.493		2-2 BB 2B 6		0-0 F7		0-3 K2-3		3-1 F9	3-2 G3 1-3	5 1 1 0 0 1 2												
Pat Burrell, R (1, 7) OBP: 0.369, SLG: 0.501		4-0 BB 11 BB 1B BB		1-3 K		3-3 K		1-1 G5-3	4-0 IBB	3 1 0 0 2 2 0												
6 Ryan Howard, L (1, 3) OBP: 0.338, SLG: 0.474		4-2 BB 11 BB 1B BB 1-2 2-3		1-1 1B 1B		3-2 P6		1-3 K	0-3 K	4 1 1 0 1 2 2												
David Bell, R (1, 5) OBP: 0.307, SLG: 0.363		4-2 11 BB 1B BB 1-2 2-3 3-H		0-0 1B 1-3		0-1 2B		4-2 11 BB BB BB	3-1 G5-3	3 1 2 1 2 0 2												
Todd Pratt, R (1, 2) OBP: 0.313, SLG: 0.410		3-3 K		1-1 F9		1-3 K		4-2 11 BB BB 1-2		3 0 0 0 1 2 6												
39 Brett Myers, R (1, 1) OBP: 0.163, SLG: 0.125 63 Ryan Madson, L (7, 1) Tomas Perez, S (8, PH) OBP: 0.311, SLG: 0.311 Ugueth Urbina, R (8, 1) Billy Wagner, L (9, 1) OBP: 0.500, SLG: 0.500		2-3 K		0-3 K		1-3 K		0-3 K		3 0 0 0 0 3 3 0 0 0 0 0 0 0 1 0 0 0 0 1 2 0 0 0 0 0 0 0 0 0 0 0 0 0 0												
Inning Stats	R: 0 E: 0 K: 0 S: 9	H: 1 LOB: 0 BB: 0 P: 15	R: 4 E: 0 K: 2 S: 20	H: 3 LOB: 2 BB: 3 P: 45	R: 0 E: 0 K: 1 S: 9	H: 2 LOB: 2 BB: 0 P: 12	R: 1 E: 0 K: 2 S: 12	H: 2 LOB: 1 BB: 0 P: 16	R: 0 E: 0 K: 2 S: 13	H: 1 LOB: 1 BB: 0 P: 20	R: 0 E: 0 K: 2 S: 9	H: 0 LOB: 0 BB: 0 P: 12	R: 0 E: 0 K: 0 S: 7	H: 0 LOB: 0 BB: 0 P: 13	R: 0 E: 0 K: 2 S: 17	H: 0 LOB: 3 BB: 3 P: 32	R: 0 E: 0 K: 1 S: 9	H: 0 LOB: 2 BB: 2 P: 23	1B: 6 2B: 3 3B: 0 HR: 0	SF: 0 SAC: 0 DP: 0 HBP: 0	WP: 0 PB: 0 SB: 1 CS: 1	PA: 43
PITCHER	IP WLS BF H R ER SO BB IBB HBP BLK WP HR S P ERA WHIP																					
Jose Acevedo, R (1, 1) ERA: 4.85	3.0 L 17 6 4 4 3 3 0 0 0 0 0 0 38 72 12.00 3.000																					
Aquilino Lopez, R (4, 1) ERA: 2.25	4.0 15 3 1 1 6 0 0 0 0 0 0 0 41 61 2.25 0.750																					
Dan Miceli, R (8, 1) ERA: 2.81	1.0 6 0 0 0 2 3 0 0 0 0 0 0 17 32 0.00 3.000																					
40 Brian Fuentes, L (9, 1) ERA: 3.0	1.0 5 0 0 0 1 1 1 0 0 0 0 0 9 23 0.00 1.000																					

Philadelphia Phillies @ Colorado Rockies
Coors Field, Denver, CO
Fri Jul 29 2005, 3:05 PM MDT
Att. 21,855 - Sunny - 97 F

AB	35
R	5
H	9
RBI	5
BB	8
SO	12
LOB	24



Batter	1	2	3	4	5	6	7	8	9	AB R H RBI BB SO LOB
18 Cory Sullivan, L OBP: 0.327, SLG: 0.352 JD Closser, S OBP: 0.306, SLG: 0.364 (1, 8)	2-1 F8		2-0 F7		1-1 E1 5 HR 1B		2-3 K		2-3 K	4 1 1 0 0 1 2 1 0 0 0 0 1 1
Luis Gonzalez, R OBP: 0.332, SLG: 0.434 (1, 6)	2-3 K		2-2 F7		1-2 G5-3		1-1 F8			4 0 0 1 0 1 3
5 Matt Holliday, R OBP: 0.362, SLG: 0.473 (1, 7)	1-2 E6 1B		2-2 2B		1-1 HR		2-1 G4-3			4 1 3 2 0 0 1
27 Garrett Atkins, R OBP: 0.346, SLG: 0.413 (1, 5)	0-0 F8		1-3 K		2-3 K			2-1 G5-3		4 0 0 0 0 2 3
Eric Byrnes, R OBP: 0.325, SLG: 0.420 (1, 9)		0-1 G6-3		0-1 F8	1-3 K			0-2 P5		4 0 0 0 0 1 0
Ryan Shealy, R OBP: 0.316, SLG: 0.382 (1, 3)		2-2 G3 2B		2-2 G6-3		2-3 K		1-3 K		4 0 1 0 0 2 0
Aaron Miles, S OBP: 0.304, SLG: 0.355 (1, 4)		0-1 G3		0-0 1B		0-0 G4-3			3-2 1B	4 0 2 0 0 0 1
Danny Ardoin, R OBP: 0.282, SLG: 0.320 (1, 2)		2-2 K		2-3 K		2-3 K			0-3 K	4 0 0 0 0 4 3
Jose Acevedo, R Aquilino Lopez, R Desi Relaford, S Dan Miceli, R 40 Brian Fuentes, L Dustan Mohr, R OBP: 0.266, SLG: 0.454 (1, 1) (4, 1) (7, PH) (8, 1) (9, 1) (9, PH)			1-2 5 2B HBP		0-0 E5 18 E 18 1B G5-3		4-2 BB		2-2 P4	0 0 0 0 0 0 0 1 1 0 0 0 0 0 0 0 0 0 1 0 0 0 0 0 0 0 0 0 0 0 0 0 0 0 0 1 0 0 0 0 0 1

Inning Stats	R: 0	H: 1	E: 1	K: 1	S: 11	LOB: 1	BB: 0	P: 16	R: 0	H: 1	E: 0	K: 1	S: 10	LOB: 1	BB: 0	P: 14	R: 0	H: 1	E: 0	K: 1	S: 14	LOB: 2	BB: 0	P: 22	R: 0	H: 1	E: 0	K: 1	S: 11	LOB: 1	BB: 0	P: 15	R: 3	H: 2	E: 2	K: 2	S: 14	LOB: 0	BB: 0	P: 20	R: 0	H: 0	E: 0	K: 2	S: 8	LOB: 0	BB: 0	P: 12	R: 0	H: 0	E: 0	K: 1	S: 10	LOB: 1	BB: 1	P: 19	R: 0	H: 0	E: 0	K: 1	S: 8	LOB: 0	BB: 0	P: 11	R: 0	H: 1	E: 0	K: 2	S: 13	LOB: 1	BB: 0	P: 20	1B: 4	2B: 2	3B: 0	HR: 1	SF: 0	SAC: 0	DP: 0	HBP: 1	WP: 0	PA: 37
--------------	------	------	------	------	-------	--------	-------	-------	------	------	------	------	-------	--------	-------	-------	------	------	------	------	-------	--------	-------	-------	------	------	------	------	-------	--------	-------	-------	------	------	------	------	-------	--------	-------	-------	------	------	------	------	------	--------	-------	-------	------	------	------	------	-------	--------	-------	-------	------	------	------	------	------	--------	-------	-------	------	------	------	------	-------	--------	-------	-------	-------	-------	-------	-------	-------	--------	-------	--------	-------	--------

PITCHER	IP	WLS	BF	H	R	ER	SO	BB	IBB	HBP	BLK	WP	HR	S	P	ERA	WHIP
39 Brett Myers, R ERA: 3.21 (1, 1)	6.2	W	29	6	3	2	9	1	0	1	0	0	1	76	114	2.70	1.050
63 Ryan Madson, R ERA: 3.86 (7, 1)	0.1	H	1	0	0	0	0	0	0	0	0	0	2	4	0.00	0.000	
Ugueth Urbina, R ERA: 3.49 (8, 1)	1.0	H	3	0	0	0	1	0	0	0	0	0	8	11	0.00	0.000	
Billy Wagner, L ERA: 2.01 (9, 1)	1.0	S	4	1	0	0	2	0	0	0	0	0	13	20	0.00	1.000	

BOTTOM

Philadelphia Phillies @ Colorado Rockies
Coors Field, Denver, CO
Fri Jul 29 2005, 3:05 PM MDT
Att: 21,855 - Sunny - 97 F

livebaseballscorecards.com

AB	35
R	3
H	7
RBI	3
BB	1
SO	12
LOB	15



Batter	1	2	3	4	5	6	7	8	9	AB R H RBI BB SO LOB	TOP		
11 Jimmy Rollins, S (1, 6) OBP: 0.327, SLG: 0.415	1-1 G3-1 26 G3-1 2B		2-2 1B 26 1B 1B	0-1 G4-3		4-2 FC4-6 1B BB	0-2 1B		1-3 K	5 3 3 0 1 1 0			
Kenny Lofton, L (1, 8) OBP: 0.387, SLG: 0.401 63 Ryan Madson, L (7, 1) Ugueth Urbina, R (8, 1) Billy Wagner, L (9, 1) OBP: 0.500, SLG: 0.500	2-2 G3-1		0-0 FC4-6 26 1B 1B	0-0 2B		0-0 FC4-6 1B	0-0 P6			5 1 3 0 0 0 2 0			
26 Chase Utley, L (1, 4) OBP: 0.390, SLG: 0.544	1-2 G3-1		3-2 FC4-6 1B	2-0 G3		3-2 L7		1-2 F7		5 0 1 2 0 0 3			
Bobby Abreu, L (1, 9) OBP: 0.409, SLG: 0.492	2-3 K		0-0 FC4-6 1B 2B		1-2 G4-3	2-0 FC4-6 6 BB 1B		2-0 2B		5 1 1 0 0 1 4			
Pat Burrell, R (1, 7) OBP: 0.376, SLG: 0.510		0-0 6 2B 2B	3-0 2B 1B		0-0 6 2B 1B	1-1 6 BB 1B		4-0 IBB		4 2 4 2 1 0 0			
6 Ryan Howard, L (1, 3) OBP: 0.348, SLG: 0.492		2-2 G4-3 SF8 2B	1-1 F7		0-0 2B	4-2 2B BB		1-3 K		4 1 2 1 1 1 4			
David Bell, R (1, 5) OBP: 0.308, SLG: 0.365		0-0 G4-3	2-1 2B		4-2 BB	1-2 G1-3		0-2 G1-3		4 0 1 2 1 0 6			
Mike Lieberthal, R (1, 2) OBP: 0.320, SLG: 0.397		0-1 SF8	0-1 F8		0-0 F8		3-2 F9		0-1 G6-3	4 0 0 1 0 0 4			
Cory Lidle, R (1, 1) OBP: 0.216, SLG: 0.194 Geoff Geary, R (6, 1) Endy Chavez, L (7, PH) OBP: 0.305, SLG: 0.348 (7, 8)	1-1 G5-3		1-3 K		1-3 K		1-2 G4-3		3-3 K	3 0 0 0 0 2 3 0 0 0 0 0 0 0 2 0 0 0 0 1 0			
Inning Stats	R: 1 H: 1 E: 0 LOB: 0 K: 1 BB: 0 S: 11 P: 17	R: 2 H: 2 E: 1 LOB: 0 K: 0 BB: 0 S: 9 P: 12	R: 4 H: 5 E: 0 LOB: 1 K: 0 BB: 0 S: 15 P: 26	R: 0 H: 1 E: 0 LOB: 1 K: 1 BB: 0 S: 7 P: 10	R: 0 H: 2 E: 0 LOB: 3 K: 1 BB: 1 S: 12 P: 18	R: 1 H: 2 E: 0 LOB: 3 K: 0 BB: 2 S: 16 P: 31	R: 0 H: 1 E: 0 LOB: 1 K: 0 BB: 0 S: 10 P: 14	R: 0 H: 1 E: 0 LOB: 2 K: 1 BB: 1 S: 10 P: 18	R: 0 H: 0 E: 0 LOB: 0 K: 2 BB: 0 S: 9 P: 13	1B: 8 SF: 1 2B: 7 SAC: 0 3B: 0 DP: 0 HR: 0 HBP: 0	WP: 0 PA: 46 PB: 0 SB: 0 CS: 0		
PITCHER	IP WLS BF H R ER SO BB IBB HBP BLK WP HR S P ERA WHIP											PITCHER	IP WLS BF H R ER SO BB IBB HBP BLK WP HR S P ERA WHIP
28 Aaron Cook, R (1, 1) ERA: 14.54	4.1 L 25 11 7 7 2 1 0 0 0 0 0 0 50 78 14.54 2.769												
Marcos Carvajal, R (5, 1) ERA: 3.92	1.2 9 2 1 1 1 2 0 0 0 0 0 0 20 36 5.40 2.400												
David Cortes, R (7, 1) ERA: 4.21	0.2 3 1 0 0 0 0 0 0 0 0 0 0 9 13 0.00 1.500												
Randy Williams, L (7, 1) ERA: 6.48	1.0 5 1 0 0 1 0 1 0 0 0 0 0 8 16 0.00 1.000												
Mike DeJean, R (8, 1) ERA: 5.5	1.1 4 0 0 0 2 0 0 0 0 0 0 0 12 16 0.00 0.000												

Philadelphia Phillies @ Colorado Rockies
Coors Field, Denver, CO
Sat Jul 30 2005, 6:05 PM MDT
Att. 33,418 - Party Cloudy - 93 F

AB	41
R	8
H	15
RBI	8
BB	4
SO	6
LOB	26



Batter	1	2	3	4	5	6	7	8	9	AB	R	H	RBI	BB	SO	LOB
18 Cory Sullivan, L OBP: 0.326, SLG: 0.350	1-0 G4-3		1-1 G6-3 1B		1-3 K		0-1 L7			4	0	1	0	0	1	0
Luis Gonzalez, R OBP: 0.326, SLG: 0.427	1-2 G6-3		0-0 G6-3 1-2f 2-3		3-1 G5-3		1-1 F9			4	0	0	0	0	0	2
5 Matt Holliday, R OBP: 0.364, SLG: 0.498	0-2 G3		0-0 HR		1-2 HR		0-0 G6-3			4	2	2	3	0	0	0
27 Garrett Atkins, R OBP: 0.342, SLG: 0.408		2-3 K	1-0 G6-3		0-0 L7		0-0 G4-3			4	0	0	0	0	1	0
Jorge Piedra, L OBP: 0.353, SLG: 0.452		2-0 2B 1B		0-0 1B G5-4-3 1B		4-2 2B G4-3 BB		1-3 K		3	3	2	0	1	1	0
Ryan Shealy, R OBP: 0.357, SLG: 0.474		0-1 1B 2B 1-H		2-2 SAFE G5-4-3 1B 1-2 1B		1-1 G4-3 SF9 2B 1-3		3-2 K		4	1	3	1	0	1	0
Aaron Miles, S OBP: 0.307, SLG: 0.358		0-2 G6-4-3 1B 2-3		0-2 G5-4-3 1B 1-2 2-3 1B		1-0 G4-3 2-3 3-H		0-1 G6-3		4	0	2	1	0	0	1
Danny Ardoin, R OBP: 0.272, SLG: 0.311		0-2 G6-4-3 1-2f		0-0 G5-4-3 1-2f 2-3 3-H		0-0 SF9 3-H 2-3		1-3 K		3	0	0	1	0	1	4
28 Aaron Cook, R Marcos Carvajal, R David Cortes, R Randy Williams, L Mike DeJean, R Dustan Mohr, R			1-0 G6-3 5 HR 1B		1-3 K		2-3 K		0-3 K2-3	2	1	1	0	0	1	1

Inning Stats	R: 0	H: 0	E: 0	K: 0	S: 7	H: 0	LOB: 0	BB: 0	P: 9	R: 1	H: 3	E: 0	K: 1	S: 12	H: 3	LOB: 1	BB: 0	P: 16	R: 2	H: 3	E: 0	K: 0	S: 6	H: 3	LOB: 0	BB: 0	P: 9	R: 1	H: 3	E: 0	K: 1	S: 12	H: 1	LOB: 0	BB: 0	P: 14	R: 0	H: 0	E: 0	K: 0	S: 5	H: 0	LOB: 0	BB: 0	P: 6	R: 0	H: 0	E: 0	K: 2	S: 8	H: 0	LOB: 0	BB: 0	P: 12	R: 0	H: 0	E: 0	K: 2	S: 9	H: 0	LOB: 0	BB: 0	P: 10	1B: 7	SF: 1	3B: 0	DP: 3	HR: 2	HBP: 0
--------------	------	------	------	------	------	------	--------	-------	------	------	------	------	------	-------	------	--------	-------	-------	------	------	------	------	------	------	--------	-------	------	------	------	------	------	-------	------	--------	-------	-------	------	------	------	------	------	------	--------	-------	------	------	------	------	------	------	------	--------	-------	-------	------	------	------	------	------	------	--------	-------	-------	-------	-------	-------	-------	-------	--------

PITCHER	IP	WLS	BF	H	R	ER	SO	BB	IBB	HBP	BLK	WP	HR	S	P	ERA	WHIP
Cory Lidle, R ERA: 4.79	(1, 1)	5.0	W	22	10	5	5	3	0	0	0	0	2	46	63	9.00	2.000
Geoff Geary, R ERA: 4.63	(6, 1)	1.0	H	5	1	2	1	1	0	0	0	0	0	12	20	18.00	2.000
63 Ryan Madson, R ERA: 3.79	(7, 1)	1.0	H	3	0	0	0	0	0	0	0	0	0	5	6	0.00	0.000
Ugueth Urbina, R ERA: 3.42	(8, 1)	1.0	H	3	0	0	0	2	0	0	0	0	0	8	12	0.00	0.000
Billy Wagner, L ERA: 1.97	(9, 1)	1.0	S	3	0	0	0	2	0	0	0	0	0	9	10	0.00	0.000

BOTTOM


Philadelphia Phillies @ Colorado Rockies
Coors Field, Denver, CO

Sat Jul 30 2005, 6:05 PM MDT
Att. 33,418 - Partly Cloudy - 93 F

livebaseballscorecards.com

AB	34
R	7
H	11
RBI	6
BB	1
SO	8
LOB	8

WP: 0 PA: 36
PB: 0
SB: 0
CS: 0



Batter	1	2	3	4	5	6	7	8	9	AB R H RBI BB SO LOB	TOP
11 Jimmy Rollins, S (1, 6) <small>OBP: 0.327, SLG: 0.414</small> Geoff Geary, R (7, 1) <small>OBP: 0.250, SLG: 0.250</small> Rheal Cormier, L (8, 1) Mike Lieberthal, R (9, PH) <small>OBP: 0.319, SLG: 0.395</small>	1-1 G5-3 1B		0-2 G5-3 1-2		2-1 L7-4-3 1-1		0-1 G5-3		3-3 K	4 0 1 0 0 0 4 0 0 0 0 0 0 0 0 0 0 0 0 0 0 1 0 0 0 0 1 0	Philadelphia Phillies @ Colorado Rockies Coors Field, Denver, CO Sun Jul 31 2005, 1:05 PM MDT Att. 21,807 - Sunny - 90 F
Jason Michaels, R (1, 8) <small>OBP: 0.404, SLG: 0.401</small>	3-2 G5-3 1-2		3-2 G5-3 2-3 1B			0-2 G5-3		2-2 G1-3	4 0 1 0 0 0 1		
Bobby Abreu, L (1, 9) <small>OBP: 0.406, SLG: 0.488</small> Matt Kata, S (6, 9) <small>OBP: 0.300, SLG: 0.314</small>	1-3 K		2-3 K			3-2 L7		1-1 F9	3 0 0 0 0 2 3 1 0 0 0 0 0 0		
Pat Burrell, R (1, 7) <small>OBP: 0.378, SLG: 0.508</small>	2-1 G5-3			2-2 K		3-2 G5-3 1B		4-2 26 1B 2B BB	3 1 1 0 1 1 1		
26 Chase Utley, L (1, 4) <small>OBP: 0.389, SLG: 0.540</small>		2-3 K		2-3 K		1-1 G4-3		0-1 2B 1B	4 1 1 0 0 2 1		
David Bell, R (1, 5) <small>OBP: 0.313, SLG: 0.370</small>		0-3 K		4-2 BB			1-1 FC6-5 1B 1B	2-0 1-H 2-H 2B	3 0 2 2 1 1 0		
Tomas Perez, S (1, 3) <small>OBP: 0.301, SLG: 0.302</small>		1-3 K		3-2 P3			1-3 K	1-0 G4-3	4 0 0 0 0 2 3		
Todd Pratt, R (1, 2) <small>OBP: 0.319, SLG: 0.407</small>			2-3 K		1-2 21 FC1-6 HBP		2-0 FC6-5 1B	0-0 L9	3 0 1 0 0 1 0		
21 Jon Lieber, L (1, 1) <small>OBP: 0.068, SLG: 0.093</small> Aaron Fultz, L (5, 1) <small>OBP: 0.500, SLG: 0.500</small> Andy Chavez, L (7, PH) <small>OBP: 0.302, SLG: 0.344</small> Ramon Martinez, R (7, 6) <small>OBP: 0.307, SLG: 0.280</small>	2-2 11 1B G5-3 1B		2-2 FC1-6 11 L7-4-3		1-2 2-3f		3-1 FC6-5	1-0 G5-3	2 0 1 0 0 0 1 0 0 0 0 0 0 0 1 0 0 0 0 0 2 1 0 0 0 0 0 0		
Inning Stats	R: 0 H: 1 E: 0 LOB: 1 K: 1 BB: 0 S: 11 P: 18	R: 0 H: 0 E: 0 LOB: 0 K: 3 BB: 0 S: 10 P: 13	R: 0 H: 2 E: 0 LOB: 2 K: 2 BB: 0 S: 16 P: 25	R: 0 H: 0 E: 0 LOB: 1 K: 2 BB: 1 S: 13 P: 24	R: 0 H: 0 E: 0 LOB: 0 K: 0 BB: 0 S: 7 P: 12	R: 0 H: 1 E: 0 LOB: 1 K: 0 BB: 0 S: 13 P: 20	R: 0 H: 2 E: 0 LOB: 2 K: 1 BB: 0 S: 10 P: 17	R: 2 H: 2 E: 0 LOB: 1 K: 0 BB: 1 S: 11 P: 21	R: 0 H: 0 E: 0 LOB: 0 K: 1 BB: 0 S: 5 P: 9	1B: 7 SF: 0 2B: 2 SAC: 0 3B: 0 DP: 1 HR: 0 HBP: 1	WP: 0 PA: 37 PB: 0 SB: 0 CS: 0
PITCHER 26 Jeff Francis, L (1, 1) <small>ERA: 5.16</small> David Cortes, R (7, 1) <small>ERA: 4.05</small> Dan Miceli, R (8, 1) <small>ERA: 3.71</small> 40 Brian Fuentes, L (9, 1) <small>ERA: 2.94</small>	IP WLS BF H R ER SO BB IBB HBP BLK WP HR S P ERA WHIP 6.0 W 23 4 0 0 8 1 0 1 0 0 0 70 112 0.00 0.833 1.0 5 2 0 0 1 0 0 0 0 0 0 10 17 0.00 2.000 1.0 6 2 2 2 0 1 0 0 0 0 0 0 11 21 18.00 3.000 1.0 3 0 0 0 1 0 0 0 0 0 0 5 9 0.00 0.000		PITCHER IP WLS BF H R ER SO BB IBB HBP BLK WP HR S P ERA WHIP								

livebaseballscorecards.com

AB	34
R	2
H	8
RBI	2
BB	2
SO	10
LOB	16



Batter	1	2	3	4	5	6	7	8	9	AB	R	H	RBI	BB	SO	LOB
--------	---	---	---	---	---	---	---	---	---	----	---	---	-----	----	----	-----

18 Cory Sullivan, L <small>(1, 8) OBP: 0.324, SLG: 0.350</small>										3	0	1	1	0	0	1
6 Omar Quintanilla, L <small>(1, 6) OBP: 0.333, SLG: 0.333</small>										3	1	1	0	0	0	1
5 Matt Holliday, R <small>(1, 7) OBP: 0.362, SLG: 0.492</small>										3	1	0	0	0	2	1
27 Garrett Atkins, R <small>(1, 5) OBP: 0.344, SLG: 0.410</small>										3	1	1	3	1	0	1
Ryan Shealy, R <small>(1, 3) OBP: 0.370, SLG: 0.476</small>										4	2	2	1	0	0	1
Dustan Mohr, R <small>(1, 9) OBP: 0.269, SLG: 0.476</small>										4	2	2	2	0	1	0
Luis Gonzalez, R <small>(1, 4) OBP: 0.321, SLG: 0.419</small>										4	0	0	0	0	0	2
JD Closser, S <small>(1, 2) OBP: 0.311, SLG: 0.373</small>										4	1	2	1	0	0	0
26 Jeff Francis, L <small>(1, 1) OBP: 0.233, SLG: 0.205</small>										2	1	1	1	0	1	0
Aaron Miles, S <small>(6, PH) OBP: 0.306, SLG: 0.356</small>										1	0	0	0	0	0	1
David Cortes, R <small>(7, 1)</small>										0	0	0	0	0	0	0
Dan Miceli, R <small>(8, 1)</small>										0	0	0	0	0	0	0
40 Brian Fuentes, L <small>(9, 1)</small>										0	0	0	0	0	0	0

Inning Stats	R: 0	H: 0	E: 0	K: 1	S: 10	LOB: 0	BB: 0	P: 13	R: 0	H: 0	E: 0	K: 1	S: 9	LOB: 0	BB: 0	P: 12	R: 0	H: 0	E: 0	K: 1	S: 6	LOB: 0	BB: 0	P: 7	R: 0	H: 1	E: 0	K: 1	S: 6	LOB: 1	BB: 0	P: 8	R: 9	H: 8	E: 0	K: 0	S: 28	LOB: 0	BB: 0	P: 37	R: 0	H: 1	E: 0	K: 0	S: 8	LOB: 1	BB: 0	P: 11	R: 0	H: 0	E: 0	K: 0	S: 6	LOB: 0	BB: 1	P: 11	R: 0	H: 0	E: 0	K: 0	S: 6	LOB: 0	BB: 0	P: 11
--------------	------	------	------	------	-------	--------	-------	-------	------	------	------	------	------	--------	-------	-------	------	------	------	------	------	--------	-------	------	------	------	------	------	------	--------	-------	------	------	------	------	------	-------	--------	-------	-------	------	------	------	------	------	--------	-------	-------	------	------	------	------	------	--------	-------	-------	------	------	------	------	------	--------	-------	-------

PITCHER	IP	WLS	BF	H	R	ER	SO	BB	IBB	HBP	BLK	WP	HR	S	P	ERA	WHIP
21 Jon Lieber, R <small>(1, 1) ERA: 5.12</small>	4.2	L	24	9	9	9	4	0	0	0	0	0	1	57	75	17.36	1.929
Aaron Fultz, L <small>(5, 1) ERA: 2.38</small>	1.1		5	1	0	0	0	0	0	0	0	0	0	10	13	0.00	0.750
Geoff Geary, R <small>(7, 1) ERA: 4.5</small>	1.0		3	0	0	0	0	1	0	0	0	0	0	6	11	0.00	1.000
Rheal Cormier, L <small>(8, 1) ERA: 5.5</small>	1.0		3	0	0	0	0	0	0	0	0	0	0	6	11	0.00	0.000

BOTTOM

Philadelphia Phillies @ Colorado Rockies
Coors Field, Denver, CO
 Sun Jul 31 2005, 1:05 PM MDT
 Att. 21,807 - Sunny - 90 F

AB	31
R	9
H	10
RBI	9
BB	1
SO	4
LOB	8



WP: 0	PA: 35
PB: 0	
SB: 0	
CS: 0	

Batter	1	2	3	4	5	6	7	8	9	AB R H RBI BB SO LOB	TOP
Matt Lawton, L (1, 7) OBP: 0.380, SLG: 0.433 46 Ryan Dempster, R (9, 1) OBP: 0.077, SLG: 0.077	2-2 G4-3		1-2 G1-6-3		2-2 F7			2-2 BB 16 1B SH1-3 1B	2-2 2B 1B	5 1 2 0 0 0 1 0 0 0 0 0 0 0	
Jerry Hairston, R (1, 8) OBP: 0.344, SLG: 0.386	1-3 K		4-1 BB			0-1 G6-3		0-0 SH1-3 1B	1-1 2B 1B	3 0 1 0 1 1 0	
25 Derrek Lee, R (1, 3) OBP: 0.439, SLG: 0.696	1-1 2B		1-3 K			1-1 P4		4-0 BB 16 1B IBB	4-0 IBB	3 1 1 0 2 1 1	
Jeremy Burnitz, L (1, 9) OBP: 0.339, SLG: 0.468	2-0 F9			2-0 BB 16 1B		1-3 K		4-2 BB 16 1B IBB	2-3 K	4 0 1 0 1 2 4	
16 Aramis Ramirez, R (1, 5) OBP: 0.366, SLG: 0.587		3-3 K		4-0 BB 16 1B G4-6-3			3-2 F9	1-1 BB 16 1B		3 0 1 2 1 1 0	
Todd Walker, L (1, 4) OBP: 0.349, SLG: 0.477		0-0 G6-3		3-2 F8			0-0 G6-3 2B	1-2 1B		4 0 2 0 0 0 2	
Neifi Perez, S (1, 6) OBP: 0.284, SLG: 0.373		4-2 BB		2-1 G4-6-3			0-0 G6-3	2-3 K		3 0 0 0 1 1 5	
Michael Barrett, R (1, 2) OBP: 0.335, SLG: 0.469		2-2 G3			0-0 G5-3		4-0 IBB		0-1 P3	3 0 0 0 1 0 1	
38 Carlos Zambrano, S (1, 1) OBP: 0.250, SLG: 0.365 Todd Hollandsworth, L (9, PH) OBP: 0.300, SLG: 0.386 (9, 7)			1-2 G1-6-3 1B		0-0 F7		2-1 G3		0-0 F7	3 0 1 0 0 0 2 1 0 0 0 0 0 0	
Inning Stats	R: 0 H: 1 E: 0 LOB: 1 K: 1 BB: 0 S: 10 P: 16	R: 0 H: 0 E: 0 LOB: 1 K: 1 BB: 1 S: 9 P: 18	R: 0 H: 1 E: 0 LOB: 1 K: 1 BB: 1 S: 12 P: 19	R: 0 H: 1 E: 0 LOB: 1 K: 0 BB: 1 S: 9 P: 20	R: 0 H: 0 E: 0 LOB: 0 K: 0 BB: 0 S: 5 P: 7	R: 0 H: 0 E: 0 LOB: 0 K: 1 BB: 0 S: 7 P: 9	R: 0 H: 1 E: 0 LOB: 2 K: 0 BB: 1 S: 8 P: 17	R: 2 H: 3 E: 0 LOB: 2 K: 1 BB: 2 S: 14 P: 27	R: 0 H: 2 E: 0 LOB: 3 K: 1 BB: 1 S: 11 P: 20	1B: 6 SF: 0 2B: 3 SAC: 1 3B: 0 DP: 2 HR: 0 HBP: 0	WP: 0 PA: 40 PB: 0 SB: 0 CS: 0
PITCHER	IP WLS BF H R ER SO BB IBB HBP BLK WP HR S P ERA WHIP										
Vicente Padilla, R (1, 1) ERA: 5.19	7.1 L 31 5 2 2 4 4 2 0 0 0 0 67 123 2.46 1.227										
Ugueth Urbina, R (8, 1) ERA: 3.38	0.2 3 2 0 0 1 0 0 0 0 0 0 7 10 0.00 3.000										
63 Ryan Madson, R (9, 1) ERA: 3.73	1.0 6 2 0 0 1 0 1 0 0 0 0 11 20 0.00 2.000										

Chicago Cubs @ Philadelphia Phillies
 Citizens Bank Park, Philadelphia, PA
 Tue Aug 02 2005, 7:05 PM EDT
 Att. 32,585 - Party Cloudy - 90 F

livebaseballscorecards.com

AB	32
R	2
H	9
RBI	2
BB	7
SO	6
LOB	16



Batter	1	2	3	4	5	6	7	8	9	AB R H RBI BB SO LOB
11 Jimmy Rollins, S OBP: 0.326, SLG: 0.412 (1, 6)	1-2 1B 1B		1-0 G4-3			1-1 FC6-4 FC4-6 1-2f		2-1 F7		4 0 1 0 0 0 1
Kenny Lofton, L OBP: 0.380, SLG: 0.394 (1, 8)	0-0 F7		2-3 K			0-0 FC4-6 FC4-6 1-2f		2-1 P6		4 0 0 0 0 1 2
26 Chase Utley, L OBP: 0.387, SLG: 0.535 (1, 4)	1-3 K				1-2 P5	0-0 FC4-6 1-2f		4-2 BB 6 BB BB		3 1 0 0 1 1 2
Bobby Abreu, L OBP: 0.409, SLG: 0.492 (1, 9)	2-2 1B 1-3		1-2 G4-3			1-1 G4-3 2B		4-2 6 BB BB BB		3 0 2 0 1 0 0
Pat Burrell, R OBP: 0.376, SLG: 0.504 Matt Kata, S OBP: 0.300, SLG: 0.314 (1, 7) (9, PR)	2-2 P5		3-3 K			3-2 G4-3 2-3		4-1 6 BB BB		3 0 0 0 1 1 3 0 0 0 0 0 0 0
6 Ryan Howard, L OBP: 0.353, SLG: 0.488 (1, 3)		1-0 G3-6-1 1B			2-2 L7	0-0 G1-3		4-2 1-2 2-3 3-H BB		3 0 1 1 1 0 1
David Bell, R OBP: 0.309, SLG: 0.366 (1, 5)		1-1 G3-6-1 1-2f			1-0 P5	0-1 G6-3		2-3 K		4 0 0 0 0 1 5
Mike Lieberthal, R OBP: 0.315, SLG: 0.391 Tomas Perez, S OBP: 0.299, SLG: 0.299 (1, 2) (9, PH)		1-2 L4			2-1 G6-3		1-2 G6-3	1-3 K		3 0 0 0 0 0 0 1 0 0 0 0 1 3
Vicente Padilla, R OBP: 0.167, SLG: 0.261 Ugueth Urbina, R Endy Chavez, L OBP: 0.299, SLG: 0.341 63 Ryan Madson, L (1, 1) (8, 1) (8, PH) (9, 1)			1-3 K			4-2 11 FC6-4 BB		1-1 G4-3		1 0 0 0 1 1 0 0 0 0 0 0 0 0 1 0 0 0 0 0 0 0 0 0 0 0 0 0

Inning Stats	R: 0	H: 2	E: 0	K: 1	S: 13	R: 0	H: 1	E: 0	K: 0	S: 6	R: 0	H: 0	E: 0	K: 2	S: 8	R: 0	H: 0	E: 0	K: 1	S: 10	R: 0	H: 0	E: 0	K: 0	S: 7	R: 0	H: 0	E: 0	K: 0	S: 8	R: 0	H: 1	E: 0	K: 0	S: 8	R: 0	H: 0	E: 0	K: 0	S: 8	R: 1	H: 0	E: 0	K: 2	S: 20	1B: 3	2B: 1	3B: 0	HR: 0	SF: 0	SAC: 0	DP: 1	HBP: 0	WP: 0	PA: 35
		LOB: 2	BB: 0				LOB: 0		BB: 0			LOB: 0		BB: 0			LOB: 1		BB: 1			LOB: 0		LOB: 0		LOB: 1		LOB: 0		LOB: 0		LOB: 0		LOB: 0		LOB: 0		LOB: 0		LOB: 3		LOB: 4		LOB: 0											


PITCHER	IP	WLS	BF	H	R	ER	SO	BB	IBB	HBP	BLK	WP	HR	S	P	ERA	WHIP
38 Carlos Zambrano, R ERA: 3.24 (1, 1)	8.0	W	28	4	0	0	4	1	0	0	0	0	0	68	104	0.00	0.625
46 Ryan Dempster, R ERA: 4.03 (9, 1)	1.0	S	7	0	1	1	2	4	0	0	0	0	0	20	41	9.00	4.000

BOTTOM

Chicago Cubs @ Philadelphia Phillies
Citizens Bank Park, Philadelphia, PA

Tue Aug 02 2005, 7:05 PM EDT
Att. 32,585 - Partly Cloudy - 90 F

AB	30
R	1
H	4
RBI	1
BB	5
SO	6
LOB	17



Batter	1	2	3	4	5	6	7	8	9	AB R H RBI BB SO LOB	TOP														
Matt Lawton, L OBP: 0.379, SLG: 0.431 (1, 7) (7, 9)	1-1 1B		0-3 K		0-1 P6		2-3 K			4 0 1 0 0 2 3															
Jerry Hairston, R OBP: 0.341, SLG: 0.382 13 Will Ohman, L (7, 1) 19 Matt Murton, R OBP: 0.512, SLG: 0.543 44 Roberto Novoa, R (8, 1) 5 Ronny Cedeno, R OBP: 0.309, SLG: 0.365 (9, 6)	1-2 P4			1-0 F7		1-2 L9		2-3 K		3 0 0 0 0 0 1 0 0 0 0 0 0 0 1 0 0 0 0 1 0 0 0 0 0 0 0 0 0 0 0 0 0 0 0															
25 Derrek Lee, R OBP: 0.437, SLG: 0.691 (1, 3)	1-3 K			1-2 P3		0-0 G6-3		4-0 BB		3 0 0 0 1 1 1															
Jeremy Burnitz, L OBP: 0.336, SLG: 0.463 (1, 9) (7, 8)	0-2 P2			0-0 G3-1		1-2 P6		1-1 P5		4 0 0 0 0 0 2															
16 Aramis Ramirez, R OBP: 0.365, SLG: 0.584 (1, 5)		2-3 K			1-2 1B SF9 1B		0-1 E5 2B 2B	2-2 F8		4 2 1 0 0 1 1															
Todd Walker, L OBP: 0.347, SLG: 0.473 (1, 4)		1-1 F8			0-0 1B 1B		3-3 K	0-2 G1-3		4 0 1 0 0 1 1															
Neifi Perez, S OBP: 0.286, SLG: 0.377 Mike Remlinger, L (9, 1) 43 Michael Wuertz, R (9, 1)		1-0 F7			1-1 1B 1-2 2-3 1B		2-1 2B 2B	0-2 P6		4 1 2 0 0 0 0 0 0 0 0 0 0 0 0 0 0 0 0 0 0															
Michael Barrett, R OBP: 0.331, SLG: 0.463 (1, 2)			2-3 K		0-3 K		0-2 L5	1-2 F8		4 0 0 0 0 2 5															
Jerome Williams, R OBP: 0.071, SLG: 0.071 Jose Macias, S OBP: 0.303, SLG: 0.351 Glendon Rusch, L OBP: 0.182, SLG: 0.190 Todd Hollandsworth, L OBP: 0.302, SLG: 0.393 (7, 7)			1-3 K		1-1 SF9		1-0 2B 2-H 3-H			1 0 0 0 0 1 0 0 0 0 1 0 0 0 0 0 0 0 0 0 0 1 0 1 2 0 0 0															
Inning Stats	R: 0 E: 0 K: 1 S: 13	H: 1 LOB: 1 BB: 0 P: 16	R: 0 E: 0 K: 1 S: 9	H: 0 LOB: 0 BB: 0 P: 13	R: 0 E: 0 K: 3 S: 11	H: 0 LOB: 0 BB: 0 P: 14	R: 0 E: 0 K: 0 S: 5	H: 0 LOB: 0 BB: 0 P: 7	R: 1 E: 0 K: 1 S: 14	H: 3 LOB: 2 BB: 0 P: 17	R: 0 E: 0 K: 0 S: 10	H: 0 LOB: 0 BB: 0 P: 12	R: 2 E: 1 K: 2 S: 15	H: 2 LOB: 1 BB: 0 P: 23	R: 0 E: 0 K: 1 S: 10	H: 0 LOB: 1 BB: 1 P: 19	R: 0 E: 0 K: 0 S: 10	H: 0 LOB: 0 BB: 0 P: 11	1B: 4 2B: 2 3B: 0 HR: 0	SF: 1 SAC: 0 DP: 0 HBP: 0	WP: 0 PA: 35 PB: 0 SB: 0 CS: 0				
PITCHER	IP WLS BF H R ER SO BB IBB HBP BLK WP HR S P ERA WHIP																								
Robinson Tejeda, R ERA: 2.8 (1, 1)	6.0		22	4	1	1	6	0	0	0	0	0	0	62	79	1.50	0.667								
63 Ryan Madson, R ERA: 3.69 (7, 1)	0.2	H	4	1	2	0	1	0	0	0	0	0	0	11	16	0.00	1.500								
Rheal Cormier, L ERA: 5.45 (7, 1)	0.1	B	2	1	0	0	1	0	0	0	0	0	0	4	7	0.00	3.000								
Ugueth Urbina, R ERA: 3.31 (8, 1)	1.0		4	0	0	0	1	1	0	0	0	0	0	10	19	0.00	1.000								
Billy Wagner, L ERA: 1.93 (9, 1)	1.0	W	3	0	0	0	0	0	0	0	0	0	0	10	11	0.00	0.000								

Chicago Cubs @ Philadelphia Phillies
Citizens Bank Park, Philadelphia, PA
Wed Aug 03 2005, 7:05 PM EDT
Att. 34,727 - Clear - 91 F

livebaseballscorecards.com

AB	33
R	3
H	6
RBI	3
BB	1
SO	9
LOB	14



Batter	1	2	3	4	5	6	7	8	9	AB	R	H	RBI	BB	SO	LOB
11 Jimmy Rollins, S OBP: 0.325, SLG: 0.412	0-0 G1-4-3	3-1 FC4-6		2-2 FC6-4			1-1 F8		1-1 G3 PB 2B	5	1	1	1	0	0	3
Kenny Lofton, L OBP: 0.377, SLG: 0.389	1-1 G4-3	0-1 F7			1-3 K		1-2 WP 1B		3-2 G3 2-3	5	0	1	0	0	1	3
26 Chase Utley, L OBP: 0.385, SLG: 0.529	0-1 G6-3				2-3 K		2-3 SAFE K		4-0 IBB IBB	4	0	0	0	1	2	1
Bobby Abreu, L OBP: 0.409, SLG: 0.492		1-2 6 1B SF7 2B	0-1 G3-1		0-3 K		3-3 K		4-0 IBB	4	1	1	0	1	2	1
Pat Burrell, R OBP: 0.377, SLG: 0.501		2 SAFE 4-1 6 1B BB	1-1 1B		1-2 L8		2-2 L8		3-3 K 3-H	4	1	1	0	1	1	2
6 Ryan Howard, L OBP: 0.357, SLG: 0.488		1-1 SH 11 FC4-6 1B	0-3 K		2-3 K		1-1 WP 1B 1B			4	1	2	0	0	2	1
David Bell, R OBP: 0.311, SLG: 0.368		0-1 SF7 3-H		1-1 P3		3-2 1B 1B		0-1 WP 1B		3	0	2	1	0	0	0
Mike Lieberthal, R OBP: 0.318, SLG: 0.392		1-2 11 FC4-6 SH 1B		3-1 P4		1-2 1B 1B		2-1 L7		4	0	2	1	0	0	2
Robinson Tejeda, R OBP: 0.143, SLG: 0.286 Jason Michaels, R OBP: 0.402, SLG: 0.399 63 Ryan Madson, L Rheal Cormier, L Ugueth Urbina, R Tomás Pérez, S OBP: 0.297, SLG: 0.297 Billy Wagner, L OBP: 0.500, SLG: 0.500		0-1 SH 11 FC4-6		2-2 11 FC6-4 1B		2-3 K		2-1 F8 1-2 2-3		1	0	1	0	0	0	0

Inning Stats	R: 0	H: 0	E: 0	K: 5	S: 5	H: 0	LOB: 0	BB: 0	P: 6	R: 3	H: 3	E: 1	K: 0	S: 21	R: 0	H: 1	E: 0	K: 1	S: 9	R: 0	H: 0	E: 0	K: 3	S: 9	R: 0	H: 2	E: 0	K: 2	S: 18	R: 0	H: 1	E: 0	K: 2	S: 11	R: 0	H: 2	E: 0	K: 0	S: 11	R: 1	H: 1	E: 0	K: 1	S: 8	1B: 9	SF: 1	2B: 2	SAC: 1	3B: 0	DP: 0	HR: 0	HBP: 0
--------------	------	------	------	------	------	------	--------	-------	------	------	------	------	------	-------	------	------	------	------	------	------	------	------	------	------	------	------	------	------	-------	------	------	------	------	-------	------	------	------	------	-------	------	------	------	------	------	-------	-------	-------	--------	-------	-------	-------	--------

PITCHER	IP	WLS	BF	H	R	ER	SO	BB	IBB	HBP	BLK	WP	HR	S	P	ERA	WHIP
Jerome Williams, R ERA: 4.6	(1, 1)	4.0	19	5	3	2	1	1	0	0	0	0	0	47	70	4.50	1.500
Glendon Rusch, L ERA: 3.76	(5, 1)	2.0	8	2	0	0	5	0	0	0	0	0	0	27	39	0.00	1.000
13 Will Ohman, L ERA: 2.88	(7, 1)	1.0	4	1	0	0	2	0	0	0	0	1	0	11	18	0.00	1.000
44 Roberto Novoa, R ERA: 4.01	(8, 1)	1.0	5	2	0	0	0	0	0	0	0	1	0	11	18	0.00	2.000
Mike Remlinger, L ERA: 4.91	(9, 1)	0.1	L 4	1	1	0	0	0	2	0	0	0	0	5	17	0.00	3.000


BOTTOM

Chicago Cubs @ Philadelphia Phillies
Citizens Bank Park, Philadelphia, PA

Wed Aug 03 2005, 7:05 PM EDT
Att. 34,727 - Clear - 91 F

AB	36
R	4
H	11
RBI	3
BB	3
SO	9
LOB	17

WP: 2 PA: 41
PB: 1
SB: 0
CS: 0



PITCHER	IP	WLS	BF	H	R	ER	SO	BB	IBB	HBP	BLK	WP	HR	S	P	ERA	WHIP
43 Michael Wuertz, R ERA: 4.84	(9, 1)	0.1	1	0	0	0	1	0	0	0	0	0	0	3	6	0.00	0.000

Batter	1	2	3	4	5	6	7	8	9	AB R H RBI BB SO LOB	TOP	
Matt Lawton, L (1, 7) OBP: 0.377, SLG: 0.430	2-1 G4-3 2B		1-1 G3	0-1 G6-3		2-0 G3			2-2 L4	5 0 1 0 0 0 2		
Todd Walker, L (1, 4) OBP: 0.345, SLG: 0.466	0-2 F7		0-1 F7		4-2 25 2B 16 1B BB		1-1 G4-3		1-2 G6-3	4 1 0 0 1 0 1		
25 Derek Lee, R (1, 3) OBP: 0.438, SLG: 0.692	0-0 G4-3		1-0 P5		1-2 16 1B 2B		2-0 16 G5-4-3 1B			4 1 2 0 0 0 1		
16 Aramis Ramirez, R (1, 5) OBP: 0.366, SLG: 0.585	0-2 F8			0-1 G3 2B	1-2 1B		1-2 G5-4-3			4 1 2 2 0 0 2		
Jeremy Burnitz, L (1, 9) OBP: 0.333, SLG: 0.459		3-1 F7		0-2 G3	0-1 F8			0-1 F9		4 0 0 0 0 0 1		
Neifi Perez, S (1, 6) OBP: 0.291, SLG: 0.386		1-1 G1-3 2B		2-0 1B 24 1B 2B	0-0			0-2 P5		4 1 3 1 0 0 0		
Jose Macias, S (1, 8) OBP: 0.311, SLG: 0.357		0-1 G1-3		2-2 22 SH2-4 24 1B 2B	1 SAFE 0-3 K			1-2 1B		4 0 2 0 0 1 2		
24 Henry Blanco, R (1, 2) 44 Roberto Novoa, R (8, 1)		4-1 BB		1-0 22 SH2-4 1B		2-3 K		0-0 P4		3 0 1 1 1 1 1 0 0 0 0 0 0 0		
22 Mark Prior, R (1, 1) 43 Michael Wurtz, R (5, 1) 13 Will Ohman, L (7, 1) Michael Barrett, R (8, 2)		1-3 K		0-0 SH2-4		1-3 K			1-3 K	1 0 0 0 0 1 2 1 0 0 0 0 1 0 0 0 0 0 0 0 0 1 0 0 0 0 1 0		
Inning Stats	R: 0 H: 1 E: 0 LOB: 1 K: 0 BB: 0 S: 12 P: 14	R: 0 H: 1 E: 0 LOB: 2 K: 1 BB: 1 S: 10 P: 19	R: 0 H: 0 E: 0 LOB: 0 K: 0 BB: 0 S: 5 P: 7	R: 2 H: 4 E: 0 LOB: 2 K: 0 BB: 0 S: 15 P: 20	R: 2 H: 3 E: 0 LOB: 1 K: 1 BB: 1 S: 17 P: 23	R: 0 H: 0 E: 0 LOB: 0 K: 2 BB: 0 S: 7 P: 12	R: 0 H: 1 E: 0 LOB: 0 K: 0 BB: 0 S: 6 P: 10	R: 0 H: 1 E: 0 LOB: 1 K: 0 BB: 0 S: 9 P: 10	R: 0 H: 0 E: 0 LOB: 0 K: 1 BB: 0 S: 9 P: 13	1B: 6 SF: 0 2B: 5 SAC: 1 3B: 0 DP: 1 HR: 0 HBP: 0	WP: 0 PA: 38 PB: 0 SB: 0 CS: 0	
PITCHER	IP WLS BF H R ER SO BB IBB HBP BLK WP HR S P ERA WHIP											
39 Brett Myers, R (1, 1) ERA: 3.32	6.1 W 30 10 4 4 4 2 0 0 0 0 0 0 69 101 5.68 1.895											
63 Ryan Madson, R (7, 1) ERA: 3.65	0.2 H 1 0 0 0 0 0 0 0 0 0 0 0 3 4 0.00 0.000											
Ugueth Urbina, R (8, 1) ERA: 3.25	1.0 H 4 1 0 0 0 0 0 0 0 0 0 0 9 10 0.00 1.000											
Billy Wagner, L (9, 1) ERA: 1.89	1.0 S 3 0 0 0 0 1 0 0 0 0 0 0 9 13 0.00 0.000											

Chicago Cubs @ Philadelphia Phillies
 Citizens Bank Park, Philadelphia, PA
 Thu Aug 04 2005, 1:05 PM EDT
 Att. 37,882 - Sunny - 91 F

livebaseballscorecards.com

AB	35
R	4
H	11
RBI	4
BB	2
SO	5
LOB	12



Batter	1	2	3	4	5	6	7	8	9	AB R H RBI BB SO LOB	TOP		
Brady Clark, R (1, 8) OBP: 0.379, SLG: 0.430	2-2 G5-3		0-0 P4		0-1 P6			3-2 G1-6-3 23 1B		4 0 1 0 0 0 0	Milwaukee Brewers @ Philadelphia Phillies Citizens Bank Park, Philadelphia, PA Sat Aug 06 2005, 7:05 PM EDT Att. 35,800 - Cloudy - 83 F		
23 Rickie Weeks Jr., R (1, 4) OBP: 0.356, SLG: 0.425	2-3 K		0-1 G3		1-2 P3		1-2 G1-6-3 1B		4 0 1 0 0 1 0				
Lyle Overbay, L (1, 3) OBP: 0.380, SLG: 0.482	3-1 G4-3		2-0 1B		0-0 1B		3-2 G1-6-3 1-2f 2-3		4 0 2 0 0 0 2				
Carlos Lee, R (1, 7) Chris Magruder, S (8, 7) OBP: 0.338, SLG: 0.531 OBP: 0.289, SLG: 0.356			0-1 F8		1-3 K		0-0 F8		4 0 0 0 0 1 3 0 0 0 0 0 0 0				
Geoff Jenkins, L (1, 9) Trent Durrington, R (9, PH) OBP: 0.383, SLG: 0.503 OBP: 0.444, SLG: 0.500			3-2 1B 2B		0-0 F8		2-1 G4-3		3 1 1 0 0 0 1 1 0 0 0 0 0 0				
Damian Miller, R (1, 2) OBP: 0.332, SLG: 0.410			1-1 BB 2-H 1B		0-0 G1-3		2-3 K		4 0 1 1 0 2 0				
Russell Branyan, L (1, 5) Wes Helms, R (9, PH) OBP: 0.386, SLG: 0.542 OBP: 0.336, SLG: 0.474			4-2 1-2 BB		2-3 K		1-0 HR		2 1 1 1 1 1 0 0 0 0 0 1 0 0				
7 J.J. Hardy, R (1, 6) OBP: 0.311, SLG: 0.312			2-3 K		2-2 G6-3		1-1 P4		4 0 0 0 0 2 3				
39 Chris Capuano, L (1, 1) Rick Helling, R (6, 1) Justin Lehr, R (6, 1) OBP: 0.102, SLG: 0.125			0-1 G4-3		1-3 K		1-3 K		2 0 0 0 0 1 2 0 0 0 0 0 0 0 1 0 0 0 0 1 0				
Inning Stats	R: 0 H: 0 E: 0 LOB: 0 K: 1 BB: 0 S: 8 P: 15	R: 1 H: 2 E: 0 LOB: 2 K: 1 BB: 1 S: 17 P: 27	R: 0 H: 1 E: 0 LOB: 1 K: 1 BB: 0 S: 8 P: 11	R: 0 H: 0 E: 0 LOB: 0 K: 1 BB: 0 S: 5 P: 7	R: 0 H: 0 E: 0 LOB: 0 K: 1 BB: 0 S: 8 P: 11	R: 0 H: 1 E: 0 LOB: 1 K: 0 BB: 0 S: 8 P: 13	R: 1 H: 1 E: 0 LOB: 0 K: 2 BB: 0 S: 9 P: 14	R: 0 H: 2 E: 0 LOB: 1 K: 0 BB: 0 S: 11 P: 18	R: 0 H: 0 E: 0 LOB: 1 K: 2 BB: 1 S: 10 P: 17	1B: 5 SF: 0 2B: 1 SAC: 0 3B: 0 DP: 1 HR: 1 HBP: 0		WP: 0 PA: 35 PB: 0 SB: 0 CS: 0	
PITCHER	IP WLS BF H R ER SO BB IBB HBP BLK WP HR S P ERA WHIP											PITCHER	IP WLS BF H R ER SO BB IBB HBP BLK WP HR S P ERA WHIP
21 Jon Lieber, R (1, 1) ERA: 5.0	7.0 W 29 7 2 2 7 1 0 0 0 0 1 70 109 2.57 1.143												
Aaron Fultz, L (8, 1) ERA: 2.28	2.0 6 0 0 0 2 1 0 0 0 0 0 14 24 0.00 0.500												

livebaseballscorecards.com

AB	33
R	2
H	7
RBI	2
BB	2
SO	9
LOB	11



Batter	1	2	3	4	5	6	7	8	9	AB R H RBI BB SO LOB
11 Jimmy Rollins, S OBP: 0.325, SLG: 0.415 (1, 6)	0-0 26 BB 1B		2-2 1B 26 SF8 1B HBP	3-1 HR		3-1 2B 1B	0-0 G3-1			4 3 3 1 0 0 0
Jason Michaels, R OBP: 0.408, SLG: 0.402 (1, 8)	2-2 F9		1-0 26 SF8 1B 1-2 1B	1-2 P4		0-2 1B 26 1B 2B	1-1 E E HBP			4 2 2 0 0 0 1
Bobby Abreu, L OBP: 0.408, SLG: 0.502 (1, 9)	4-1 26 BB 1-2 BB		0-1 F8			1-1 26 1B BB	3-2 E6 F9 1-H			4 1 1 1 1 1 2
Pat Burrell, R OBP: 0.381, SLG: 0.499 (1, 7)	3-3 K		1-2 1B	1-2 2-3 1B		4-2 2B BB	3-1 F9			3 1 1 0 2 1 3
26 Chase Utley, L OBP: 0.384, SLG: 0.528 (1, 4)	4-2 1-2 2-3 BB		1-0 SF8	1-2 2-3 3-H		3-3 K	0-1 1B 1B	1-2 G1-3		3 0 1 3 1 1 2
David Bell, R OBP: 0.306, SLG: 0.361 (1, 5)	1-3 K		1-2 P3			0-1 E1 2B	1-2 2-3 21 FC4 1B	2-2 G5-3		5 0 1 0 0 1 6
Ramon Martinez, R OBP: 0.301, SLG: 0.287 (1, 3)		2-2 L9		2-3 K		3-1 2B	2-3 K	2-0 F8		5 0 1 1 0 2 3
Todd Pratt, R OBP: 0.328, SLG: 0.466 (1, 2)		3-2 F9		1-0 HR		4-0 IBB	1-3 K	2-2 2B		4 1 2 1 1 1 3
21 Jon Lieber, L OBP: 0.063, SLG: 0.085 (1, 1)		0-0 G3		0-0 G6-3		2-0 G3	2-1 FC4	1-3 K		4 0 0 0 0 0 6
Aaron Fultz, L OBP: 0.333, SLG: 0.333 (8, 1)										1 0 0 0 0 1 1

Inning Stats	R: 0 E: 0 K: 2 S: 14	H: 1 LOB: 3 BB: 2 P: 28	R: 0 E: 0 K: 0 S: 8	H: 0 LOB: 0 BB: 0 P: 13	R: 1 E: 0 K: 0 S: 13	H: 2 LOB: 2 BB: 0 P: 19	R: 2 E: 0 K: 1 S: 11	H: 2 LOB: 0 BB: 0 P: 18	R: 1 E: 1 K: 2 S: 14	H: 1 LOB: 3 BB: 2 P: 31	R: 3 E: 0 K: 2 S: 22	H: 5 LOB: 3 BB: 1 P: 37	R: 1 E: 1 K: 0 S: 10	H: 0 LOB: 1 BB: 0 P: 18	R: 0 E: 0 K: 1 S: 10	H: 1 LOB: 1 BB: 0 P: 17	1B: 7 2B: 3 3B: 0 HR: 2	SF: 1 SAC: 0 DP: 0 HBP: 2	WP: 0 PB: 0 SB: 0 CS: 0	PA: 45
--------------	-------------------------------	----------------------------------	------------------------------	----------------------------------	-------------------------------	----------------------------------	-------------------------------	----------------------------------	-------------------------------	----------------------------------	-------------------------------	----------------------------------	-------------------------------	----------------------------------	-------------------------------	----------------------------------	----------------------------------	------------------------------------	----------------------------------	--------

PITCHER	IP	WLS	BF	H	R	ER	SO	BB	IBB	HBP	BLK	WP	HR	S	P	ERA	WHIP
39 Chris Capuano, L ERA: 3.64 (1, 1)	5.0	L	27	6	4	3	5	3	1	1	0	0	2	60	109	5.40	1.800
Rick Helling, R ERA: 11.57 (6, 1)	0.0		6	5	3	3	0	1	0	0	0	0	0	14	24	∞	∞
Justin Lehr, R ERA: 4.91 (6, 1)	3.0		12	1	1	0	3	0	0	1	0	0	0	28	48	0.00	0.333

BOTTOM

Milwaukee Brewers @ Philadelphia Phillies
Citizens Bank Park, Philadelphia, PA

Sat Aug 06 2005, 7:05 PM EDT
Att: 35,800 - Cloudy - 83 F

livebaseballscorecards.com

AB	37
R	8
H	12
RBI	7
BB	5
SO	8
LOB	27



Batter	1	2	3	4	5	6	7	8	9	AB	R	H	RBI	BB	SO	LOB
11 Jimmy Rollins, S OBP: 0.322, SLG: 0.411 (1, 6)	2-2 G3-1 ①		2-0 F8 ②			1-2 G4-3 ①		1-1 G3 ③		4	0	0	0	0	0	2
Kenny Lofton, L OBP: 0.375, SLG: 0.387 (1, 8)	2-3 K ②		2-1 F8 ③			1-1 G4-3 ②		0-2 G3 1B		4	0	1	0	0	1	1
26 Chase Utley, L OBP: 0.382, SLG: 0.525 (1, 4)	0-2 1B				1-1 P4 ①	3-1 F8 ③		2-2 K ①		4	0	1	0	0	1	2
Bobby Abreu, L OBP: 0.405, SLG: 0.498 (1, 9)	3-3 K ③				2-0 F7 ②	3-2 G6-3 ①		0-0 G3 ②		4	0	0	0	0	1	2
Pat Burrell, R OBP: 0.380, SLG: 0.499 (1, 7)					1-3 K ③	1-3 K ②		1-2 G3 ②		4	0	1	0	0	2	1
6 Ryan Howard, L OBP: 0.338, SLG: 0.452 (1, 3)						3-2 G3 ①		1-3 K ③		3	0	0	0	0	2	1
David Bell, R OBP: 0.307, SLG: 0.363 (1, 5)						1-0 P6 ②		1-1 F8 2B		3	0	1	0	0	1	1
Mike Lieberthal, R OBP: 0.314, SLG: 0.386 (1, 2)						0-1 F9 ③		0-1 F8 ①		3	0	0	0	0	0	2
Vicente Padilla, R OBP: 0.192, SLG: 0.280 (1, 1)						1-3 K ①		1-3 K ②		2	0	1	0	0	1	0
Ugueth Urbina, R (8, 1)								0-2 G4-3 11 G4-3 1B		0	0	0	0	0	0	0
Tomas Perez, S (8, PH)										1	0	0	0	0	1	1
Billy Wagner, L (9, 1)										0	0	0	0	0	0	0

Inning Stats	R: 0	H: 1	E: 0	LOB: 1	K: 2	S: 12	R: 0	H: 1	E: 0	LOB: 1	K: 2	S: 11	R: 0	H: 0	E: 0	LOB: 0	K: 1	S: 6	R: 0	H: 0	E: 0	LOB: 0	K: 1	S: 7	R: 0	H: 0	E: 0	LOB: 0	K: 0	S: 6	R: 0	H: 1	E: 0	LOB: 1	K: 0	S: 10	R: 0	H: 0	E: 0	LOB: 0	K: 2	S: 10	R: 0	H: 1	E: 0	LOB: 1	K: 1	S: 12	R: 0	H: 1	E: 0	LOB: 1	K: 1	S: 9	1B: 3	SF: 0	2B: 2	SAC: 0	3B: 0	DP: 0	HR: 0	HBP: 0	WP: 0	PA: 32
--------------	------	------	------	--------	------	-------	------	------	------	--------	------	-------	------	------	------	--------	------	------	------	------	------	--------	------	------	------	------	------	--------	------	------	------	------	------	--------	------	-------	------	------	------	--------	------	-------	------	------	------	--------	------	-------	------	------	------	--------	------	------	-------	-------	-------	--------	-------	-------	-------	--------	-------	--------

PITCHER	IP	WLS	BF	H	R	ER	SO	BB	IBB	HBP	BLK	WP	HR	S	P	ERA	WHIP
Tomo Ohka, R (1, 1)	8.0	W	28	4	0	0	9	0	0	0	0	0	0	74	112	0.00	0.500
Derrick Turnbow, R (9, 1)	1.0	S	4	1	0	0	1	0	0	0	0	0	0	9	11	0.00	1.000

BOTTOM

Milwaukee Brewers @ Philadelphia Phillies
Citizens Bank Park, Philadelphia, PA
Sun Aug 07 2005, 1:35 PM EDT
Att: 35,017 - Cloudy - 82 F

livebaseballscorecards.com

AB	32
R	0
H	5
RBI	0
BB	0
SO	10
LOB	13



Batter	1	2	3	4	5	6	7	8	9	AB R H RBI BB SO LOB	TOP
--------	---	---	---	---	---	---	---	---	---	----------------------	-----

11 Jimmy Rollins, S (1, 6) <small>OBP: 0.321, SLG: 0.408</small>										4 1 0 0 1 1 0	
Kenny Lofton, L (1, 8) <small>OBP: 0.375, SLG: 0.385</small>										4 2 1 0 1 0 1	
26 Chase Utley, L (1, 4) <small>OBP: 0.385, SLG: 0.527</small>										4 2 2 0 0 1 1	
Bobby Abreu, L (1, 9) <small>OBP: 0.405, SLG: 0.495</small>										4 0 1 1 1 2 3	
Pat Burrell, R (1, 7) <small>OBP: 0.383, SLG: 0.508</small>										5 1 3 4 0 0 3	
6 Ryan Howard, L (1, 3) <small>OBP: 0.346, SLG: 0.479</small>										5 1 3 1 0 1 2	
David Bell, R (1, 5) <small>OBP: 0.306, SLG: 0.361</small>										3 1 0 0 1 0 2	
Mike Lieberthal, R (1, 2) <small>OBP: 0.316, SLG: 0.391</small>										4 0 2 1 0 0 1	
Robinson Tejeda, R (1, 1) <small>OBP: 0.126, SLG: 0.250</small> Aaron Fultz, L (6, 1) <small>OBP: 0.333, SLG: 0.333</small> Endy Chavez, L (7, PH) <small>OBP: 0.290, SLG: 0.330</small> 63 Ryan Madson, L (7, 1) <small>OBP: 0.286, SLG: 0.298</small> Tomas Perez, S (8, PH) <small>OBP: 0.286, SLG: 0.298</small> Ugueth Urbina, R (8, 1) <small>OBP: 0.500, SLG: 0.500</small> Billy Wagner, L (9, 1)										2 0 0 0 0 1 1 0 0 0 0 0 0 0 1 0 0 0 0 1 1 0 0 0 0 0 0 0 1 0 0 0 0 1 1 0 0 0 0 0 0 0 0 0 0 0 0 0 0	

Inning Stats	R: 0	H: 0	E: 0	K: 1	S: 16	P: 26	R: 0	H: 1	E: 0	K: 1	S: 10	P: 14	R: 0	H: 0	E: 0	K: 1	S: 7	P: 11	R: 0	H: 1	E: 0	K: 0	S: 10	P: 15	R: 0	H: 0	E: 0	K: 0	S: 6	P: 6	R: 1	H: 2	E: 0	K: 1	S: 11	P: 14	R: 5	H: 4	E: 0	K: 2	S: 24	P: 42	R: 2	H: 2	E: 0	K: 2	S: 21	P: 34	1B: 8	2B: 3	3B: 0	HR: 2	SF: 0	SAC: 0	DP: 2	HBP: 1	WP: 0	PA: 42
--------------	------	------	------	------	-------	-------	------	------	------	------	-------	-------	------	------	------	------	------	-------	------	------	------	------	-------	-------	------	------	------	------	------	------	------	------	------	------	-------	-------	------	------	------	------	-------	-------	------	------	------	------	-------	-------	-------	-------	-------	-------	-------	--------	-------	--------	-------	--------

PITCHER	IP	WLS	BF	H	R	ER	SO	BB	IBB	HBP	BLK	WP	HR	S	P	ERA	WHIP
31 Brad Penny, R (1, 1) <small>ERA: 3.5</small>	7.0		27	6	1	1	4	1	0	1	0	0	0	73	107	1.29	1.000
Steve Schmolz, R (8, 1) <small>ERA: 5.4</small>	0.2	L	7	3	5	5	1	2	0	0	0	0	2	20	35	67.50	7.500
Duaner Sanchez, R (8, 1) <small>ERA: 4.18</small>	0.1		2	1	0	0	1	0	0	0	0	0	0	4	7	0.00	3.000
51 Jonathan Broxton, R (9, 1) <small>ERA: 10.38</small>	1.0		6	2	2	2	2	1	0	0	0	0	0	21	34	18.00	3.000

Philadelphia Phillies @ Los Angeles Dodgers
 Dodger Stadium, Los Angeles, CA
 Tue Aug 09 2005, 7:10 PM PDT
 Att. 44,556 - Clear - 73 F

livebaseballscorecards.com

AB	37
R	8
H	12
RBI	7
BB	4
SO	8
LOB	16



Batter	1	2	3	4	5	6	7	8	9	AB R H RBI BB SO LOB	TOP																
11 Jimmy Rollins, S OBP: 0.320, SLG: 0.406 (1, 6)	0-0 G4-3		3-1 FC6-4 1B	0-0 G4-3		0-1 F8		1-3 K		5 0 1 0 0 1 5																	
Kenny Lofton, L OBP: 0.368, SLG: 0.377 (1, 8)	3-2 G6-3		1-0 FC6-4 26 1B		2-1 E4 1B 2B	0-0 F7		2-0 L8		5 1 0 0 0 0 4																	
Ugueth Urbina, R (8, 1)										0 0 0 0 0 0 0																	
63 Ryan Madson, L (9, 1)										0 0 0 0 0 0 0																	
26 Chase Utley, L OBP: 0.388, SLG: 0.526 (1, 4)	4-1 HR BB		1-0 FC6-4 1B		0-0 F7		0-0 P6		1-0 BB 6 HR HBP	3 2 1 0 1 0 1																	
Bobby Abreu, L OBP: 0.409, SLG: 0.504 (1, 9)	0-1 HR		2-0 FC6-4		1-2 2B 6 G4-3 1B		4-1 BB BB		4-1 BB 6 HR IBB	3 3 2 2 2 0 2																	
Pat Burrell, R OBP: 0.385, SLG: 0.509 (1, 7)	2-2 G6-3			1-0 G5-3	0-0 6 G4-3 2B		4-1 BB		4-1 6 HR BB	3 1 1 1 2 0 0																	
6 Ryan Howard, L OBP: 0.348, SLG: 0.497 (1, 3)		0-2 F7		2-1 1B 39 G4-3 1B	1-1 G4-3		1-3 K		0-0 HR	5 2 2 5 0 1 3																	
David Bell, R OBP: 0.305, SLG: 0.357 (1, 5)		0-0 L5		2-1 39 G4-3 1B HBP	0-2 G6-3		1-3 K		1-2 G6-3	4 0 0 0 0 1 3																	
Mike Lieberthal, R OBP: 0.322, SLG: 0.398 (1, 2)		0-0 G6-3		0-2 39 G4-3 1B		4-2 39 SH3-4 BB		0-0 SH2-4 2B	0-1 L9	3 0 2 0 1 0 0																	
Andy Chavez, L OBP: 0.287, SLG: 0.326 (8, PR)				1-2 2-3 3-H						1 0 0 0 0 0 0																	
39 Brett Myers, R OBP: 0.167, SLG: 0.133 (1, 1)			3-3 K	0-1 G4-3		1-1 SH3-4		0-0 SH2-4	2-1 P3	2 0 0 1 0 1 2																	
Tomas Perez, S OBP: 0.298, SLG: 0.298 (8, PH)										0 0 0 0 0 0 0																	
Todd Pratt, R OBP: 0.326, SLG: 0.462 (8, 2)										1 0 0 0 0 0 0																	
Inning Stats	R: 2 E: 0 K: 0 S: 11	H: 1 LOB: 0 BB: 1 P: 20	R: 0 E: 0 K: 0 S: 5	H: 0 LOB: 0 BB: 0 P: 5	R: 0 E: 0 K: 1 S: 8	H: 2 LOB: 2 BB: 0 P: 18	R: 1 E: 0 K: 0 S: 10	H: 2 LOB: 2 BB: 0 P: 15	R: 2 E: 1 K: 0 S: 12	H: 2 LOB: 1 BB: 0 P: 16	R: 0 E: 0 K: 0 S: 8	H: 0 LOB: 1 BB: 1 P: 13	R: 0 E: 0 K: 2 S: 12	H: 0 LOB: 2 BB: 2 P: 22	R: 0 E: 0 K: 1 S: 7	H: 1 LOB: 2 BB: 0 P: 10	R: 4 E: 0 K: 0 S: 10	H: 1 LOB: 0 BB: 2 P: 22	1B: 5 2B: 2 3B: 0 HR: 2	SF: 0 SAC: 2 DP: 0 HBP: 2	WP: 0 PB: 0 SB: 1 CS: 0	PA: 45					
PITCHER	IP WLS BF H R ER SO BB IBB HBP BLK WP HR S P ERA WHIP																										
Derek Lowe, R ERA: 3.97 (1, 1)	6.0		29	7	5	3	1	2	0	1	0	0	1	54	87	4.50	1.500										
Duaner Sanchez, R ERA: 4.04 (7, 1)	2.0		9	1	0	0	3	2	0	0	0	0	0	19	32	0.00	1.500										
43 Yhency Brazoban, R ERA: 6.46 (9, 1)	0.0	L	4	1	4	4	0	1	1	1	0	0	1	3	12	∞	∞										
Giovanni Carrara, R ERA: 4.88 (9, 1)	1.0		3	0	0	0	0	0	0	0	0	0	0	7	10	0.00	0.000										

Philadelphia Phillies @ Los Angeles Dodgers
Dodger Stadium, Los Angeles, CA

Wed Aug 10 2005, 7:10 PM PDT
Att. 44,001 - Clear - 74 F

livebaseballscorecards.com

AB	35
R	9
H	9
RBI	9
BB	6
SO	4
LOB	20



Batter	1	2	3	4	5	6	7	8	9
13 Oscar Robles, L OBP: 0.359, SLG: 0.347 (1, 6)	1-2 F7	1-2 G3-1			4-2 1B 12 2B BB	1-1 G5-3		0-0 F7	
Jayson Werth, R OBP: 0.336, SLG: 0.393 (1, 7)	1-2 E5 SH5-3 1B		2-2 G6-3		4-2 SAFE 1B 12 2B BB	4-2 S BB			
Milton Bradley, S OBP: 0.345, SLG: 0.486 (1, 8)	0-0 SH5-3		0-1 G1-3		2-0 12 2B 1B	2-2 G5-3			
12 Jeff Kent, R OBP: 0.383, SLG: 0.533 (1, 4)	4-1 1B BB		4-1 BB BB		0-0 1B 2B		0-0 G4-3		
Jose Valentin, S OBP: 0.339, SLG: 0.306 (1, 5)	1-0 1-2 3-H 1B		4-0 1-2 BB		2-2 G3		1-2 F8		
Jason Phillips, R OBP: 0.293, SLG: 0.385 (1, 3)	1-0 G1-4-3		3-2 G5-3		4-0 1B IBB		1-2 HR		
José Cruz Jr., S OBP: 0.338, SLG: 0.416 17 Jason Repko, R OBP: 0.296, SLG: 0.380 (1, 9) (8, 9)		3-2 G1-3		2-3 K	2-3 K		1-1 G4-3		
Dioner Navarro, S OBP: 0.388, SLG: 0.286 (1, 2)		3-2 SH5-3 1B		1-0 P5	1-1 1-2 2-H 3-H 1B		0-2 G4-6-3 1B		
Odalis Perez, L OBP: 0.129, SLG: 0.100 Hee-Seop Choi, L OBP: 0.328, SLG: 0.465 Duaner Sanchez, R (8, PH) (9, 1)		0-0 SH5-3		0-3 K		1-1 F7	2-1 G4-6-3		

Inning Stats	R: 1	H: 1	E: 1	K: 0	S: 10	L: 2	BB: 1	P: 18	R: 0	H: 1	E: 0	K: 0	S: 10	L: 1	LOB: 1	BB: 0	P: 17	R: 0	H: 0	E: 0	K: 0	S: 10	L: 2	BB: 2	P: 23	R: 0	H: 0	E: 0	K: 2	S: 7	L: 0	LOB: 0	BB: 0	P: 10	R: 3	H: 3	E: 0	K: 1	S: 20	L: 2	BB: 3	P: 39	R: 0	H: 0	E: 0	K: 0	S: 10	L: 1	LOB: 1	BB: 1	P: 18	R: 1	H: 1	E: 0	K: 0	S: 9	L: 0	LOB: 0	BB: 0	P: 12	R: 0	H: 1	E: 0	K: 0	S: 6	L: 0	LOB: 0	BB: 0	P: 8
--------------	------	------	------	------	-------	------	-------	-------	------	------	------	------	-------	------	--------	-------	-------	------	------	------	------	-------	------	-------	-------	------	------	------	------	------	------	--------	-------	-------	------	------	------	------	-------	------	-------	-------	------	------	------	------	-------	------	--------	-------	-------	------	------	------	------	------	------	--------	-------	-------	------	------	------	------	------	------	--------	-------	------

AB	R	H	RBI	BB	SO	LOB
4	1	0	0	1	0	1
2	2	0	0	2	0	0
3	1	1	0	0	0	1
2	0	1	2	2	0	0
3	0	1	1	1	0	2
3	1	1	1	1	0	4
4	0	0	0	0	2	3
0	0	0	0	0	0	0
4	0	3	1	0	0	0
2	0	0	0	0	1	0
1	0	0	0	0	0	1
0	0	0	0	0	0	0

PITCHER	IP	WLS	BF	H	R	ER	SO	BB	IBB	HBP	BLK	WP	HR	S	P	ERA	WHIP
Cory Lidle, R ERA: 4.61 (1, 1)	5.0	L	26	5	4	3	3	5	1	0	0	0	0	57	107	5.40	2.000
Aaron Fultz, L ERA: 2.32 (6, 1)	2.0		8	1	1	1	0	1	0	0	0	0	1	19	30	4.50	1.000
Geoff Geary, R ERA: 4.5 (8, 1)	1.0		3	1	0	0	0	0	0	0	0	0	0	6	8	0.00	1.000

WP	PA	ERA	WHIP
0	37		
0			
1			
0			

Philadelphia Phillies @ Los Angeles Dodgers
 Dodger Stadium, Los Angeles, CA
 Thu Aug 11 2005, 7:10 PM PDT
 Att. 44,963 - Clear - 70 F

livebaseballscorecards.com

AB	28
R	5
H	7
RBI	5
BB	7
SO	3
LOB	12



Batter	1	2	3	4	5	6	7	8	9	AB R H RBI BB SO LOB	TOP									
11 Jimmy Rollins, S (1, 6) OBP: 0.318, SLG: 0.400	2-1 F7		2-2 G1-3		4-1 BLK BB		2-2 L9		1-1 G3	4 0 0 0 1 0 2										
Kenny Lofton, L (1, 8) OBP: 0.386, SLG: 0.374	2-2 BB HR 1B		2-1 P6		2-2 F9			1-0 G3		4 1 1 0 0 0 2										
26 Chase Utley, L (1, 4) OBP: 0.385, SLG: 0.525	1-2 P6		0-0 F9			2-3 K		3-1 G6-3 1B		4 0 1 0 0 1 1										
Bobby Abreu, L (1, 9) OBP: 0.410, SLG: 0.502	1 SAFE 4-2 HR BB			1-1 CS 1B		0-3 K		2-0 G6-3 1B		3 1 2 0 1 1 0										
Pat Burrell, R (1, 7) OBP: 0.385, SLG: 0.511	3-2 HR		3-3 K	1-2 K		0-2 L6		0-0 G6-3		4 1 1 3 0 1 3										
6 Ryan Howard, L (1, 3) OBP: 0.339, SLG: 0.477	3-3 K		1-0 F7				1-2 F8	4-0 IBB		3 0 0 0 1 1 0										
Tomas Perez, S (1, 5) OBP: 0.297, SLG: 0.304					0-0 BLK 2B		1-3 K	2-3 K		4 0 1 0 0 3 3										
Todd Pratt, R (1, 2) OBP: 0.323, SLG: 0.450			2-3 K		3-3 K		4-2 1B BB		0-1 G5-3	3 0 0 0 1 2 1										
21 Jon Lieber, L (1, 1) OBP: 0.060, SLG: 0.082 Ramon Martinez, R (7, PH) OBP: 0.305, SLG: 0.292 63 Ryan Madson, L (7, 1) Ugueth Urbina, R (8, 1) Endy Chavez, L (9, PH) Billy Wagner, L (9, 1) OBP: 0.284, SLG: 0.323 OBP: 0.500, SLG: 0.500			1-2 F9		0-3 K		0-0 1B		0-0 G6-3	2 0 0 0 0 1 1 1 0 1 0 0 0 0 0 0 0 0 0 0 0 0 0 0 0 0 0 0 1 0 0 0 0 0 0 0 0 0 0 0 0 0										
Inning Stats	R: 3 E: 0 K: 1 S: 16	H: 2 LOB: 0 BB: 1 P: 31	R: 0 E: 0 K: 2 S: 10	H: 0 LOB: 0 BB: 0 P: 13	R: 0 E: 0 K: 0 S: 6	H: 0 LOB: 0 BB: 0 P: 10	R: 0 E: 0 K: 1 S: 6	H: 1 LOB: 0 BB: 0 P: 11	R: 0 E: 0 K: 2 S: 9	H: 0 LOB: 0 BB: 0 P: 11	R: 0 E: 0 K: 1 S: 12	H: 1 LOB: 2 BB: 1 P: 20	R: 0 E: 0 K: 1 S: 8	H: 2 LOB: 3 BB: 1 P: 20	R: 0 E: 0 K: 0 S: 5	H: 0 LOB: 0 BB: 0 P: 6	1B: 5 2B: 1 3B: 0 HR: 1	SF: 0 SAC: 0 DP: 0 HBP: 0	WP: 0 PB: 0 SB: 0 CS: 1	PA: 37
PITCHER	IP WLS BF H R ER SO BB IBB HBP BLK WP HR S P ERA WHIP																			
44 Jake Peavy, R (1, 1) ERA: 3.14	7.0 L 28 5 3 3 9 3 0 0 0 1 0 1 73 119 3.86 1.143																			
Chris Hammond, L (8, 1) ERA: 2.87	0.1 3 2 0 0 0 0 0 0 0 0 0 4 10 0.00 6.000																			
Scott Linebrink, R (8, 1) ERA: 2.68	0.2 3 0 0 0 1 0 1 0 0 0 0 4 10 0.00 0.000																			
52 Clay Hensley, R (9, 1) ERA: 2.2	1.0 3 0 0 0 0 0 0 0 0 0 0 5 6 0.00 0.000																			

Philadelphia Phillies @ San Diego Padres
 PETCO Park, San Diego, CA
 Fri Aug 12 2005, 10:05 PM EDT
 Att: 41,153 - Partly Cloudy - 69 F

livebaseballscorecards.com

AB	33
R	3
H	7
RBI	3
BB	4
SO	10
LOB	13



Batter	1	2	3	4	5	6	7	8	9	AB	R	H	RBI	BB	SO	LOB
Dave Roberts, L (1, 8) OBP: 0.342, SLG: 0.419	2-2 L4		1-3 K		1-1 G3		1 SAFE 2-1 S			4	0	1	0	0	1	0
Eric Young Sr., R (1, 4) OBP: 0.344, SLG: 0.427	0-1 G4-3 24 1B		0-0		1-1 L7		1 SAFE 2-3 K			4	1	2	0	0	1	1
Ryan Klesko, L (1, 7) OBP: 0.359, SLG: 0.452	2-2 G4-3		3-2 G4-3		2-1 F7			2-2 F7		4	0	0	0	0	0	2
24 Brian Giles, L (1, 9) OBP: 0.416, SLG: 0.484	1-0			2-2		0-0 F7		1-1 P5		4	1	2	1	0	0	0
Mark Sweeney, L (1, 3) OBP: 0.431, SLG: 0.540	0-0 G1-3			2-2		2-3 K		3-3 K		4	0	1	1	0	2	1
Joe Randa, R (1, 5) OBP: 0.343, SLG: 0.470			1-3 K		3-2 L7		0-1		0-0 G3	4	0	1	0	0	1	1
3 Khalil Greene, R (1, 6) OBP: 0.303, SLG: 0.421			3-1 F8		1-1 G5-3		2-0 F8		3-2 F8	4	0	0	0	0	0	2
Miguel Olivo, R (1, 2) OBP: 0.202, SLG: 0.322			2-2 P5		4-0				3-2 L7	3	0	0	0	1	1	0
44 Jake Peavy, R (1, 1) Robert Fick, L (7, PH) Damian Jackson, R (7, PR) Chris Hammond, L (8, 1) Scott Linebrink, R (8, 1) 52 Clay Hensley, R (9, 1)			1-2 F9		2-3 K		2-1			2	0	0	0	0	1	2

Inning Stats	R: 1	H: 2	E: 0	K: 0	S: 11	H: 2	LOB: 1	BB: 0	P: 16	R: 0	H: 0	E: 0	K: 1	S: 8	H: 0	LOB: 0	BB: 0	P: 14	R: 0	H: 1	E: 0	K: 1	S: 14	H: 2	LOB: 2	BB: 1	P: 32	R: 0	H: 0	E: 0	K: 0	S: 6	H: 1	LOB: 1	BB: 0	P: 13	R: 0	H: 2	E: 0	K: 2	S: 11	H: 0	LOB: 0	BB: 0	P: 15	R: 0	H: 0	E: 0	K: 0	S: 10	H: 0	LOB: 0	BB: 0	P: 16	1B: 7	SF: 0	2B: 1	SAC: 0	3B: 0	DP: 0	HR: 0	HBP: 0	WP: 0	PA: 35
--------------	------	------	------	------	-------	------	--------	-------	-------	------	------	------	------	------	------	--------	-------	-------	------	------	------	------	-------	------	--------	-------	-------	------	------	------	------	------	------	--------	-------	-------	------	------	------	------	-------	------	--------	-------	-------	------	------	------	------	-------	------	--------	-------	-------	-------	-------	-------	--------	-------	-------	-------	--------	-------	--------

PITCHER	IP	WLS	BF	H	R	ER	SO	BB	IBB	HBP	BLK	WP	HR	S	P	ERA	WHIP
21 Jon Lieber, R (1, 1) ERA: 4.92	6.0	W	25	6	2	2	4	0	0	0	0	0	0	66	104	3.00	1.000
63 Ryan Madson, R (7, 1) ERA: 3.48	1.0	H	4	2	0	0	2	0	0	0	0	0	0	11	19	0.00	2.000
Ugueth Urbina, R (8, 1) ERA: 3.34	1.0	H	3	0	0	0	1	0	0	0	0	0	0	9	15	0.00	0.000
Billy Wagner, L (9, 1) ERA: 1.79	1.0	S	3	0	0	0	0	0	0	0	0	0	0	10	16	0.00	0.000


BOTTOM

Philadelphia Phillies @ San Diego Padres
PETCO Park, San Diego, CA

Fri Aug 12 2005, 10:05 PM EDT
Att. 41,153 - Partly Cloudy - 69 F

livebaseballscorecards.com

AB	34
R	2
H	8
RBI	2
BB	1
SO	7
LOB	9



Batter	1	2	3	4	5	6	7	8	9	AB R H RBI BB SO LOB	TOP																
11 Jimmy Rollins, S OBP: 0.315, SLG: 0.395 (1, 6)	3-2 L8		1-3 K			0-0 G3		1-0 G4-3	3-2 G4-3	5 0 0 0 0 1 2																	
Endy Chavez, L OBP: 0.274, SLG: 0.310 (1, 8) (9, 7)	2-2 G1-3			3-2 G4-3		2-2 G4-3		1-1 F7		4 0 0 0 0 0 0																	
26 Chase Utley, L OBP: 0.381, SLG: 0.519 (1, 4)	2-2 G4-3			0-1 L5			1-1 F9	2-1 P6		4 0 0 0 0 0 0																	
Bobby Abreu, L OBP: 0.409, SLG: 0.500 (1, 9)		2-3 K		0-0 G1-4-3			0-1 L7		2-1 1B 6 1B	4 1 1 0 0 1 0																	
Pat Burrell, R OBP: 0.386, SLG: 0.511 (1, 7) Kenny Lofton, L OBP: 0.366, SLG: 0.374 (9, PR) (9, 8)		3-3 K			1-1 G5-3		0-1 6 BB 1B		1-1 SH3-4 6 1B 1-3 SF9 1B	4 1 2 0 0 1 0 0 1 0 0 0 0 0																	
6 Ryan Howard, L OBP: 0.349, SLG: 0.481 (1, 3)		1-1 F8			0-1 1B		4-1 E 1B 1-2 BB		0-1 SF9 SH3-4 1-2 3B 1B 3-H	3 1 2 1 1 0 0																	
David Bell, R OBP: 0.304, SLG: 0.355 (1, 5)			0-1 P6		2-2 P5		1-2 E7 1-3 2-H 1B		0-0 SH3-4	3 0 1 1 0 0 1																	
Mike Lieberthal, R OBP: 0.324, SLG: 0.401 (1, 2)			2-2 11 WP SH2-4 1B		0-0 P2		4-0 IBB		2-2 SF9	2 0 1 1 1 0 1																	
Vicente Padilla, R OBP: 0.179, SLG: 0.259 (1, 1) Ugueth Urbina, R (8, 1) Jason Michaels, R (9, PH) Aaron Fultz, L (9, 1) Billy Wagner, L (9, 1) OBP: 0.500, SLG: 0.500			1-1 SH2-4			1-3 K	0-3 K		0-0 11 WP 3B 3-H	2 0 0 0 0 2 3 0 0 0 0 0 0 0 1 1 1 1 0 0 0 0 0 0 0 0 0 0																	
Inning Stats	R: 0 E: 0 K: 0 S: 10	H: 0 LOB: 0 BB: 0 P: 17	R: 0 E: 0 K: 2 S: 10	H: 0 LOB: 0 BB: 0 P: 16	R: 0 E: 0 K: 1 S: 13	H: 1 LOB: 1 BB: 0 P: 17	R: 0 E: 0 K: 0 S: 6	H: 0 LOB: 0 BB: 0 P: 9	R: 0 E: 0 K: 0 S: 8	H: 1 LOB: 1 BB: 0 P: 11	R: 0 E: 0 K: 1 S: 8	H: 0 LOB: 0 BB: 0 P: 11	R: 1 E: 1 K: 1 S: 13	H: 2 LOB: 3 BB: 2 P: 23	R: 0 E: 0 K: 0 S: 5	H: 0 LOB: 0 BB: 0 P: 9	R: 4 E: 0 K: 0 S: 15	H: 4 LOB: 1 BB: 0 P: 23	1B: 7 2B: 0 3B: 1 HR: 0	SF: 1 SAC: 2 DP: 0 HBP: 0	WP: 2 PB: 0 SB: 0 CS: 0	PA: 37					
PITCHER	IP WLS BF H R ER SO BB IBB HBP BLK WP HR S P ERA WHIP																										
Pedro Astacio, R (1, 1) ERA: 5.51	7.0		27	4	1	1	5	1	1	0	0	1	0	68	104	1.29	0.714										
Scott Linebrink, R (8, 1) ERA: 2.63	1.0		3	0	0	0	0	0	0	0	0	0	0	5	9	0.00	0.000										
Trevor Hoffman, R (9, 1) ERA: 3.63	0.2	L	6	4	4	4	0	0	0	0	0	0	0	12	17	54.00	6.000										
Rudy Seanez, R (9, 1) ERA: 2.95	0.1		1	0	0	0	0	0	0	0	0	1	0	3	6	0.00	0.000										

Philadelphia Phillies @ San Diego Padres
 PETCO Park, San Diego, CA
 Sat Aug 13 2005, 10:05 PM EDT
 Att. 37,777 - Cloudy - 68 F

AB	32
R	5
H	8
RBI	4
BB	2
SO	5
LOB	7



Batter	1	2	3	4	5	6	7	8	9	AB R H RBI BB SO LOB	TOP
11 Jimmy Rollins, S (1, 6) <small>OBP: 0.314, SLG: 0.393</small> Rheal Cormier, L (8, 1) 63 Ryan Madson, L (9, 1)	3-2 K		0-0 FC3-6		2-1 26 1B	2-2 K		3-2 G4-3		5 1 1 0 0 2 2 0 0 0 0 0 0 0 0 0 0 0 0 0 0	Philadelphia Phillies @ San Diego Padres PETCO Park, San Diego, CA Sun Aug 14 2005, 4:05 PM EDT Att. 37,167 - Partly Cloudy - 75 F livebaseballscorecards.com
Kenny Lofton, L (1, 8) <small>OBP: 0.363, SLG: 0.371</small>	3-2 G4-3		1-0 F9		1-0 26 1B	2-1 F8		3-2 G3	5 1 1 1 0 0 1		
26 Chase Utley, L (1, 4) <small>OBP: 0.379, SLG: 0.515</small>	3-2 G3			3-3 K	0-0 1B	3-2 K		3-2 P4	5 1 1 2 0 2 0		
Bobby Abreu, L (1, 9) <small>OBP: 0.409, SLG: 0.497</small>		4-1 BB		4-2 6 1B	2-1 FC4		3-2 G5-3	2-1 G3	3 2 0 0 2 0 2		
Pat Burrell, R (1, 7) <small>OBP: 0.385, SLG: 0.509</small>		0-3 K		3-2 G3	0-0 6 1B	1-2 P6			4 0 1 2 0 1 2		
6 Ryan Howard, L (1, 3) <small>OBP: 0.352, SLG: 0.481</small>		1-3 K		1-0 1B	2-2 1B	3-3 K			4 0 2 2 0 2 1		
David Bell, R (1, 5) <small>OBP: 0.306, SLG: 0.359</small>		1-1 G1-3			2-0 1B		0-0 PB		4 1 2 0 0 0 3		
Todd Pratt, R (1, 2) <small>OBP: 0.328, SLG: 0.447</small>			3-2 FC2-6		4-1 11 1B		1-3 K		3 1 1 0 1 2 3		
Robinson Tejeda, R (1, 1) <small>OBP: 0.111, SLG: 0.222</small> Tomas Perez, S (8, PH) <small>OBP: 0.295, SLG: 0.301</small>			0-2 FC2-6		2-0 SH		1-2 F9		2 1 0 0 0 0 3 1 0 0 0 0 0 1		
Inning Stats	R: 0 H: 0 E: 0 LOB: 0 K: 1 BB: 0 S: 11 P: 20	R: 0 H: 0 E: 0 LOB: 1 K: 2 BB: 1 S: 10 P: 16	R: 0 H: 1 E: 0 LOB: 1 K: 0 BB: 0 S: 8 P: 12	R: 1 H: 1 E: 0 LOB: 1 K: 1 BB: 1 S: 10 P: 21	R: 7 H: 6 E: 2 LOB: 2 K: 1 BB: 1 S: 22 P: 42	R: 0 H: 0 E: 0 LOB: 0 K: 2 BB: 0 S: 8 P: 15	R: 0 H: 0 E: 0 LOB: 0 K: 1 BB: 0 S: 12 P: 19	R: 0 H: 1 E: 0 LOB: 1 K: 1 BB: 0 S: 12 P: 17	R: 0 H: 0 E: 0 LOB: 0 K: 0 BB: 0 S: 12 P: 20	1B: 8 SF: 0 2B: 1 SAC: 1 3B: 0 DP: 0 HR: 0 HBP: 0	WP: 0 PA: 40 PB: 1 SB: 0 CS: 0
PITCHER Chan Ho Park, R (1, 1) <small>ERA: 5.97</small> 52 Clay Hensley, R (5, 1) <small>ERA: 2.33</small> Paul Quantrill, R (8, 1) <small>ERA: 5.53</small> Chris Hammond, L (9, 1) <small>ERA: 2.81</small>	IP WLS BF H R ER SO BB IBB HBP BLK WP HR S P ERA WHIP 4.0 L 20 5 6 6 4 3 0 0 0 0 0 0 46 86 13.50 2.000 3.0 13 3 2 1 4 0 0 0 0 0 0 0 35 59 3.00 1.000 1.0 4 1 0 0 1 0 0 0 0 0 0 0 12 17 0.00 1.000 1.0 3 0 0 0 0 0 0 0 0 0 0 0 12 20 0.00 0.000	PITCHER IP WLS BF H R ER SO BB IBB HBP BLK WP HR S P ERA WHIP									

Philadelphia Phillies @ San Diego Padres
PETCO Park, San Diego, CA
Sun Aug 14 2005, 4:05 PM EDT
Att. 37,167 - Partly Cloudy - 75 F

AB	36
R	8
H	9
RBI	7
BB	3
SO	9
LOB	18



Batter	1	2	3	4	5	6	7	8	9	AB R H RBI BB SO LOB
Dave Roberts, L (1, 8) OBP: 0.343, SLG: 0.418	1-1 G1-3		3-2 G4-3		2-0 F8			2-2 FC6-4 24 BB 1B		4 1 1 0 0 0 1
Eric Young Sr., R (1, 4) OBP: 0.337, SLG: 0.414	1-3 K		1-0 F9		3-2 F9			0-1 FC6-4 24 BB 1-2 WP		4 1 1 0 0 1 1
24 Brian Giles, L (1, 9) OBP: 0.418, SLG: 0.488	0-0 G4-3			0-0 HR		1-0 G4-3		4-2 FC6-4 1-2 BB 2-3		3 1 1 1 1 0 0
Ryan Klesko, L (1, 7) OBP: 0.360, SLG: 0.450		2-2 G6-3		1-2 L5		4-2 L3 BB		3-2 FC6-4 WP 1-2 2-3 3-H		3 0 0 1 1 0 2
3 Khalil Greene, R (1, 6) OBP: 0.304, SLG: 0.427 Damian Jackson, R (4, 6) OBP: 0.339, SLG: 0.371		0-0 2B		4-1 BB		1-2 L3		1-3 K		1 0 1 0 0 0 0 2 0 0 0 1 1 2
Joe Randa, R (1, 5) OBP: 0.339, SLG: 0.460		4-2 BB		3-2 F7		2-1 F8		1-3 K		3 0 0 0 1 1 1
Xavier Nady, R (1, 3) OBP: 0.326, SLG: 0.485 Paul Quantrill, L (8, 1) Chris Hammond, L (9, 1) David Ross, R (9, PH) OBP: 0.268, SLG: 0.393		2-3 K		2-3 SAFE K		2-3 K		1-3 K		2 0 0 0 0 2 3 0 0 0 0 0 0 0 1 0 0 0 0 1 0
Miguel Olivo, R (1, 2) OBP: 0.209, SLG: 0.340		2-3 K			2-1 PB DI 1B		3-3 K		2-3 K	4 0 1 0 0 3 2
Chan Ho Park, R (1, 1) OBP: 0.333, SLG: 0.333 52 Clay Hensley, R (5, 1) Robert Fick, L (5, 3) OBP: 0.380, SLG: 0.434 Mark Sweeney, L (7, PH) OBP: 0.430, SLG: 0.530			2-3 K		0-0 F7			3-2 G4-3		1 0 0 0 0 1 0 0 0 0 0 0 0 0 2 0 0 0 0 0 1 1 0 0 0 0 1 0

Inning Stats	R: 0 E: 0 K: 1 S: 6	H: 0 LOB: 0 BB: 0 P: 8	R: 0 E: 0 K: 2 S: 15	H: 1 LOB: 2 BB: 1 P: 25	R: 0 E: 0 K: 1 S: 7	H: 0 LOB: 0 BB: 0 P: 13	R: 1 E: 0 K: 1 S: 13	H: 1 LOB: 1 BB: 1 P: 22	R: 0 E: 0 K: 0 S: 10	H: 1 LOB: 1 BB: 0 P: 17	R: 0 E: 0 K: 0 S: 8	H: 0 LOB: 0 BB: 1 P: 14	R: 0 E: 0 K: 2 S: 8	H: 0 LOB: 0 BB: 0 P: 15	R: 2 E: 0 K: 1 S: 19	H: 2 LOB: 1 BB: 1 P: 32	R: 0 E: 0 K: 3 S: 10	H: 0 LOB: 0 BB: 0 P: 14	1B: 3 2B: 2 3B: 0 HR: 1	SF: 0 SAC: 0 DP: 1 HBP: 0
--------------	------------------------------	---------------------------------	-------------------------------	----------------------------------	------------------------------	----------------------------------	-------------------------------	----------------------------------	-------------------------------	----------------------------------	------------------------------	----------------------------------	------------------------------	----------------------------------	-------------------------------	----------------------------------	-------------------------------	----------------------------------	----------------------------------	------------------------------------

PITCHER	IP	WLS	BF	H	R	ER	SO	BB	IBB	HBP	BLK	WP	HR	S	P	ERA	WHIP
Robinson Tejeda, R (1, 1) ERA: 2.71	7.0	W	26	3	1	1	7	3	0	0	0	0	1	67	114	1.29	0.857
Rheal Cormier, L (8, 1) ERA: 5.63	1.0		6	2	2	2	1	1	0	0	0	1	0	19	32	18.00	3.000
63 Ryan Madson, R (9, 1) ERA: 3.43	1.0		3	0	0	0	3	0	0	0	0	0	0	10	14	0.00	0.000

BOTTOM

Philadelphia Phillies @ San Diego Padres
PETCO Park, San Diego, CA

Sun Aug 14 2005, 4:05 PM EDT
Att. 37,167 - Partly Cloudy - 75 F

AB	31
R	3
H	5
RBI	2
BB	4
SO	11
LOB	13

WP: 1 PA: 35
PB: 1
SB: 0
CS: 0



PITCHER	IP	WLS	BF	H	R	ER	SO	BB	IBB	HBP	BLK	WP	HR	S	P	ERA	WHIP
---------	----	-----	----	---	---	----	----	----	-----	-----	-----	----	----	---	---	-----	------

Batter	1	2	3	4	5	6	7	8	9	AB R H RBI BB SO LOB	TOP											
Brad Wilkerson, L (1, 9) OBP: 0.357, SLG: 0.421	1-3 K	3-3 K		3-3 K			0-1 2B		1-2 2B	5 0 2 0 0 3 1	Washington Nationals @ Philadelphia Phillies Citizens Bank Park, Philadelphia, PA Mon Aug 15 2005, 7:05 PM EDT Att. 40,627 - Cloudy - 82 F											
Jose Vidro, S (1, 4) OBP: 0.341, SLG: 0.456	1-0 G3-1		1-2 G5-3		1-1 L3	1-1 P4		1-0 G4-3	5 0 0 0 0 0 2													
24 Nick Johnson, L (1, 3) OBP: 0.431, SLG: 0.520	3-1 HR		1-2 G6-3		1-1 G1-3	3-3 K			4 1 1 1 0 1 1													
Jose Guillen, R (1, 7) OBP: 0.351, SLG: 0.518	0-2 HR		4-2 HR		2-3 K		0-2 G6-4-3 1B		3 2 2 0 1 1 0													
Preston Wilson, R (1, 8) OBP: 0.333, SLG: 0.492	3-1 HR		2-2 HR		2-2 G4-3		0-0 G6-4-3 1-2f		4 2 2 4 0 0 1													
Brian Schneider, L (1, 2) OBP: 0.352, SLG: 0.445	4-1 BB		0-1 F7		2-0 G3-1		3-1 HR		3 1 1 1 1 0 0													
Vinny Castilla, R (1, 5) OBP: 0.314, SLG: 0.381	1-2 F9			0-0 F8		0-2 1B		0-0 F9	4 0 1 0 0 0 1													
15 Cristian Guzman, S (1, 6) OBP: 0.231, SLG: 0.266		2-0 G3		1-3 K		2-2 G1-3		0-0 G4-3	4 0 0 0 0 1 1													
Livan Hernandez, R (1, 1) OBP: 0.254, SLG: 0.371 Ryan Church, L (9, PH) OBP: 0.352, SLG: 0.480 32 Chad Cordero, R (9, 1)		1-2 G3		1-1 1B		1-2 G6-3		1-0 F9	3 0 1 0 0 0 0 1 0 0 0 0 0 0 0 0 0 0 0 0 0													
Inning Stats	R: 3 E: 0 K: 1 S: 16	H: 3 LOB: 1 BB: 1 P: 29	R: 0 E: 0 K: 1 S: 8	H: 0 LOB: 0 BB: 0 P: 14	R: 2 E: 0 K: 0 S: 19	H: 1 LOB: 0 BB: 1 P: 27	R: 0 E: 0 K: 2 S: 9	H: 1 LOB: 1 BB: 0 P: 14	R: 0 E: 0 K: 1 S: 7	H: 0 LOB: 0 BB: 0 P: 11	R: 0 E: 0 K: 0 S: 12	H: 1 LOB: 1 BB: 0 P: 18	R: 0 E: 0 K: 1 S: 10	H: 1 LOB: 1 BB: 0 P: 15	R: 1 E: 0 K: 0 S: 8	H: 2 LOB: 0 BB: 0 P: 11	R: 0 E: 0 K: 0 S: 6	H: 1 LOB: 1 BB: 0 P: 9	1B: 4 2B: 2 3B: 0 HR: 4	SF: 0 SAC: 0 DP: 1 HBP: 0	WP: 0 PB: 0 SB: 0 CS: 0	PA: 38
39 Brett Myers, R (1, 1) ERA: 3.62 Aaron Fultz, L (7, 1) ERA: 2.44 Geoff Geary, R (8, 1) ERA: 4.5	IP WLS BF H R ER SO BB IBB HBP BLK WP HR S P ERA WHIP	6.0 L 26 6 5 5 5 2 0 0 0 0 3 71 113 7.50 1.333	1.0 4 1 0 0 1 0 0 0 0 0 0 0 10 15 0.00 1.000	2.0 8 3 1 1 0 0 0 0 0 0 0 1 14 20 4.50 1.500											PITCHER IP WLS BF H R ER SO BB IBB HBP BLK WP HR S P ERA WHIP							

livebaseballscorecards.com

AB	36
R	6
H	10
RBI	6
BB	2
SO	6
LOB	7



Batter	1	2	3	4	5	6	7	8	9	AB	R	H	RBI	BB	SO	LOB
11 Jimmy Rollins, S OBP: 0.312, SLG: 0.390 (1, 6)	2-2 G6-3	1-0 F9			1-2 G6-3			0-0 G6-4-3		4	0	0	0	0	0	1
Kenny Lofton, L OBP: 0.365, SLG: 0.371 (1, 8)	4-2 26 1B BB		0-1 G1-3		0-1 L7			1-1 1B		3	1	1	0	1	0	0
26 Chase Utley, L OBP: 0.378, SLG: 0.512 (1, 4)	2-2 1B BB		2-1 P5			3-2 G6-3		1 SAFE 3-1 F8		4	1	1	0	0	0	1
Bobby Abreu, L OBP: 0.411, SLG: 0.498 (1, 9)	4-1 1B BB		2-2 1B			1-2 G5-4-3 1B			1-2 G6-3	3	0	2	0	1	0	0
Pat Burrell, R OBP: 0.384, SLG: 0.506 (1, 7)	0-1 FC5-4 1B		2-3 K			1 SAFE 0-1 G5-4-3			1-1 L7	4	0	1	2	0	1	2
6 Ryan Howard, L OBP: 0.350, SLG: 0.475 (1, 3)	1-3 K			3-1 G3					2-0 1B E	4	1	1	0	0	2	2
David Bell, R OBP: 0.304, SLG: 0.357 (1, 5)	2-1 FC5-4			0-0 P6					0-1 E6	3	0	0	0	0	0	2
Geoff Geary, R OBP: 0.250, SLG: 0.250 (8, 1)	1-2f			0-1 G1-3					1-2 1B	0	0	0	0	0	0	0
Endy Chavez, L OBP: 0.271, SLG: 0.307 (9, PH)									1-2 1B	1	0	0	0	0	0	1
Mike Lieberthal, R OBP: 0.323, SLG: 0.399 (1, 2)		1-0 L6			0-1 G1-3				1-1 1B	4	0	1	1	0	0	0
39 Brett Myers, R OBP: 0.160, SLG: 0.128 (1, 1)		0-2 F9							1-2 2-H	2	0	0	0	0	0	0
Aaron Fultz, L OBP: 0.333, SLG: 0.333 (7, 1)					1-1 G3-1				1-1 1B	0	0	0	0	0	0	0
Tomas Perez, S OBP: 0.297, SLG: 0.299 (8, 5)								11 G6-4-3 HBP	1-1 F8	1	0	0	0	0	0	2

Inning Stats	R: 2	H: 2	E: 0	K: 1	S: 18	H: 2	LOB: 2	BB: 2	P: 33	R: 0	H: 0	E: 0	K: 0	S: 5	R: 0	H: 1	E: 0	K: 1	S: 12	R: 0	H: 0	E: 0	K: 0	S: 5	R: 0	H: 0	E: 0	K: 0	S: 7	R: 0	H: 1	E: 0	K: 1	S: 10	R: 0	H: 0	E: 0	K: 1	S: 10	R: 0	H: 1	E: 0	K: 0	S: 6	R: 1	H: 2	E: 1	K: 0	S: 12	1B: 7	2B: 0	3B: 0	HR: 0	SF: 0	SAC: 0	DP: 2	HBP: 1	WP: 0	PA: 36
PITCHER	IP	WLS	BF	H	R	ER	SO	BB	IBB	HBP	BLK	WP	HR	S	P	ERA	WHIP																																										
Livan Hernandez, R ERA: 3.45 (1, 1)	8.0		30	5	2	2	3	2	0	1	0	0	0	73	113	2.25	0.875																																										
32 Chad Cordero, R ERA: 1.03 (9, 1)	1.0		6	2	1	0	0	0	0	0	0	0	0	12	18	0.00	2.000																																										

BOTTOM

Washington Nationals @ Philadelphia Phillies
 Citizens Bank Park, Philadelphia, PA
 Mon Aug 15 2005, 7:05 PM EDT
 Att: 40,627 - Cloudy - 82 F

AB	33
R	3
H	7
RBI	3
BB	2
SO	3
LOB	11



WP: 0	PA: 36
PB: 0	
SB: 0	
CS: 0	
ERA	WHIP

Batter	1	2	3	4	5	6	7	8	9	AB R H RBI BB SO LOB	TOP											
Brad Wilkerson, L (1, 9) OBP: 0.354, SLG: 0.417	1-0 G3		1-2 L3		3-3 K			1-1 F8		4 0 0 0 0 1 1												
Jose Vidro, S (1, 4) OBP: 0.340, SLG: 0.452	1-1 G3		0-0 24 BB 1B			1-0 F9		0-0 F9		4 0 1 1 0 0 0												
24 Nick Johnson, L (1, 3) OBP: 0.430, SLG: 0.515	1-0 F8		4-2 1-2 BB			3-2 F8		3-2 F9		3 0 0 0 1 0 0												
Jose Guillen, R (1, 7) OBP: 0.351, SLG: 0.515		0-1 F8	0-0 G4-3			0-1 G5-3			1-1 1B	4 0 1 0 0 0 2												
Preston Wilson, R (1, 8) OBP: 0.333, SLG: 0.489		1-3 K		2-2 G6-3			0-0 2B SF9 1B		2-3 K	4 1 1 0 0 2 1												
Brian Schneider, L (1, 2) OBP: 0.351, SLG: 0.447		0-1 G1-3		1-0 L7			0-1 SF9 1-3 2B		2-3 K	3 0 1 0 0 0 0 1 0 0 0 0 1 1												
Tony Blanco, R (9, PH) OBP: 0.255, SLG: 0.347																						
Vinny Castilla, R (1, 5) OBP: 0.313, SLG: 0.388			2-1 HR		1-2 K		0-1 SF9		0-0 G5-3	3 1 1 2 0 1 1												
15 Cristian Guzman, S (1, 6) OBP: 0.232, SLG: 0.270			0-0 SH1-4 1B 2B		2-0 L3		1-1 P5			2 1 1 0 0 0 0 1 0 0 0 0 0 1 0 0 0 0 0 0 0												
Carlos Baerga, S (7, PH) OBP: 0.328, SLG: 0.336																						
Jamey Carroll, R (7, 6) OBP: 0.314, SLG: 0.262																						
Esteban Loaiza, R (1, 1) OBP: 0.196, SLG: 0.235			0-0 SH1-4		0-3 K		2-2 G4-3			1 0 0 0 0 1 0 0 0 0 0 0 0 0 1 0 0 0 0 0 1 0 0 0 0 0 0 0 0 0 0 0 0 0 0												
Luis Ayala, R (6, 1) OBP: 0.333, SLG: 0.333																						
Ryan Church, L (7, PH) OBP: 0.351, SLG: 0.477																						
Joey Eischen, L (7, 1) OBP: 0.333, SLG: 0.333																						
Gary Majewski, R (8, 1) OBP: 0.333, SLG: 0.333																						
Inning Stats	R: 0 E: 0 K: 0 S: 4	H: 0 LOB: 0 BB: 0 P: 7	R: 0 E: 0 K: 1 S: 7	H: 0 LOB: 0 BB: 0 P: 8	R: 2 E: 0 K: 0 S: 12	H: 3 LOB: 2 BB: 1 P: 19	R: 0 E: 0 K: 1 S: 8	H: 0 LOB: 0 BB: 0 P: 12	R: 0 E: 0 K: 2 S: 8	H: 0 LOB: 0 BB: 0 P: 13	R: 0 E: 0 K: 0 S: 7	H: 0 LOB: 0 BB: 0 P: 11	R: 1 E: 0 K: 0 S: 10	H: 2 LOB: 1 BB: 0 P: 13	R: 0 E: 0 K: 0 S: 6	H: 0 LOB: 0 BB: 0 P: 10	R: 0 E: 0 K: 2 S: 14	H: 1 LOB: 1 BB: 0 P: 19	1B: 3 2B: 2 3B: 0 HR: 1	SF: 1 SAC: 1 DP: 0 HBP: 0	WP: 0 PB: 0 SB: 0 CS: 0	PA: 34
PITCHER	IP WLS BF H R ER SO BB IBB HBP BLK WP HR S P ERA WHIP																					
21 Jon Lieber, R (1, 1) ERA: 4.85	6.0 W 22 3 2 2 4 1 0 0 0 0 0 1 46 70 3.00 0.667																					
63 Ryan Madson, R (7, 1) ERA: 3.51	1.0 H 5 2 1 1 0 0 0 0 0 0 0 0 10 13 9.00 2.000																					
Ugueth Urbina, R (8, 1) ERA: 3.38	1.0 H 3 0 0 0 0 0 0 0 0 0 0 0 6 10 0.00 0.000																					
Billy Wagner, L (9, 1) ERA: 1.74	1.0 S 4 1 0 0 2 0 0 0 0 0 0 0 14 19 0.00 1.000																					

Washington Nationals @ Philadelphia Phillies
Citizens Bank Park, Philadelphia, PA
Wed Aug 17 2005, 7:05 PM EDT
Att: 33,450 - Party Cloudy - 82 F

livebaseballscorecards.com

AB	31
R	3
H	6
RBI	3
BB	1
SO	6
LOB	8



Batter	1	2	3	4	5	6	7	8	9
11 Jimmy Rollins, S OBP: 0.313, SLG: 0.391	0-1 1B 26 SF9 1B		2-1 2B 2B 1B		0-0 F8		1-1 G5-3		
Kenny Lofton, L OBP: 0.367, SLG: 0.376	2-1 2B 26 E 1B		1-1 2B 2B		0-1 F8		1-2 L1		
26 Chase Utley, L OBP: 0.374, SLG: 0.508	0-0 SF9		1-1 G5-3		1-2 G3-1		2-3 K		
Bobby Abreu, L OBP: 0.412, SLG: 0.499	0-1 F8		1-1 2B 2B		4-1 G4-6-3 BB		0-1 L6		
Pat Burrell, R OBP: 0.383, SLG: 0.506	1-2 2B		3-2 F8		2-1 G4-6-3		1-2 G3		
6 Ryan Howard, L OBP: 0.348, SLG: 0.470	1-3 K		2-3 K		2-2 1B 1B 1B		0-0 G3-1		
David Bell, R OBP: 0.304, SLG: 0.357		3-2 G5-3		0-0 P6		0-1 1B 1B			
Todd Pratt, R OBP: 0.336, SLG: 0.452		1-0 2B B2-6-4 1B		1-1 G5-3		2-2 1B 1B			
21 Jon Lieber, L OBP: 0.058, SLG: 0.078		0-1 B2-6-4		1-3 K		1-3 K			
Jason Michaels, R OBP: 0.406, SLG: 0.409									
63 Ryan Madson, L									
Ugueth Urbina, R									
Billy Wagner, L OBP: 0.500, SLG: 0.500									

Inning Stats	R: 2	H: 3	E: 1	LOB: 1	K: 1	S: 13	P: 17	R: 0	H: 1	E: 0	LOB: 0	K: 0	S: 7	P: 11	R: 2	H: 3	E: 0	LOB: 1	K: 1	S: 17	P: 27	R: 0	H: 0	E: 0	LOB: 0	K: 1	S: 6	P: 8	R: 0	H: 0	E: 0	LOB: 0	K: 0	S: 6	P: 7	R: 0	H: 3	E: 0	LOB: 3	K: 1	S: 16	P: 27	R: 0	H: 0	E: 0	LOB: 0	K: 1	S: 9	P: 13	R: 0	H: 0	E: 0	LOB: 0	K: 0	S: 6	P: 7
--------------	------	------	------	--------	------	-------	-------	------	------	------	--------	------	------	-------	------	------	------	--------	------	-------	-------	------	------	------	--------	------	------	------	------	------	------	--------	------	------	------	------	------	------	--------	------	-------	-------	------	------	------	--------	------	------	-------	------	------	------	--------	------	------	------

PITCHER	IP	WLS	BF	H	R	ER	SO	BB	IBB	HBP	BLK	WP	HR	S	P	ERA	WHIP
Esteban Loaiza, R ERA: 3.64	(1, 1)	5.2	L	26	10	4	4	3	1	0	0	0	0	60	91	6.35	1.941
Luis Ayala, R ERA: 2.71	(6, 1)	0.1		1	0	0	1	0	0	0	0	0	0	5	6	0.00	0.000
Joey Eischen, L ERA: 3.8	(7, 1)	1.1		4	0	0	1	0	0	0	0	0	0	11	15	0.00	0.000
Gary Majewski, R ERA: 3.12	(8, 1)	0.2		2	0	0	0	0	0	0	0	0	0	4	5	0.00	0.000

BOTTOM

AB	R	H	RBI	BB	SO	LOB
4	2	2	0	0	0	0
4	2	2	0	0	0	0
3	0	0	1	0	1	2
3	0	1	2	1	0	1
4	0	1	1	0	0	2
4	0	1	0	0	2	2
3	0	1	0	0	0	0
3	0	2	0	0	0	0
2	0	0	0	0	1	1
1	0	0	0	0	1	3
0	0	0	0	0	0	0
0	0	0	0	0	0	0
0	0	0	0	0	0	0

AB	31
R	4
H	10
RBI	4
BB	1
SO	5
LOB	11



WP	PA	33
WP: 0	PA: 33	
PB: 0		
SB: 0		
CS: 0		

Washington Nationals @ Philadelphia Phillies
Citizens Bank Park, Philadelphia, PA
Wed Aug 17 2005, 7:05 PM EDT
Att. 33,450 - Partly Cloudy - 82 F

livebaseballscores.com

Batter	1	2	3	4	5	6	7	8	9	AB	R	H	RBI	BB	SO	LOB	TOP										
Brad Wilkerson, L (1, 7) OBP: 0.354, SLG: 0.418	1-2 L3	1-1 F7			0-1 F8		1-2 2B			4	0	1	0	0	0	3											
Jose Vidro, S (1, 4) OBP: 0.338, SLG: 0.453	3-2 2B	0-1 G6-3			2-1 P5		2-0 G4-3			4	0	1	0	0	0	4											
24 Nick Johnson, L (1, 3) OBP: 0.425, SLG: 0.509	3-2 P5				2-2 P6				0-0 L9	4	0	0	0	0	1	1											
Jose Guillen, R (1, 9) OBP: 0.350, SLG: 0.513	2-3 K								0-1 F9	4	0	1	0	0	1	1											
Preston Wilson, R (1, 8) OBP: 0.334, SLG: 0.488					0-1 G1-3				3-2 P3	3	1	1	0	1	0	0											
Vinny Castilla, R (1, 5) OBP: 0.313, SLG: 0.387					1-0 G5-3				2-3 K	4	0	1	0	0	1	2											
Gary Bennett, R (1, 2) OBP: 0.307, SLG: 0.306					4-2 15 FC4-6 BB				1-2 L5	3	0	1	0	1	1	1											
15 Cristian Guzman, S (1, 6) OBP: 0.233, SLG: 0.271 Carlos Baerga, S (9, PH) OBP: 0.326, SLG: 0.333					0-0 FC4-6				1-2 G5-3	3	0	1	1	0	0	1											
Tony Armas, R (1, 1) OBP: 0.161, SLG: 0.133 Mike Stanton, L (6, 1) Ryan Church, L (7, PH) OBP: 0.350, SLG: 0.475 Joey Eischen, L (7, 1) OBP: 0.333, SLG: 0.333 Gary Majewski, R (7, 1)					1-2 G6-3				2-1 P3	2	0	0	0	0	1	4											
Inning Stats	R: 0 E: 0 K: 1 S: 19	H: 1 LOB: 1 BB: 0 P: 28	R: 1 E: 0 K: 1 S: 19	H: 3 LOB: 3 BB: 1 P: 28	R: 0 E: 0 K: 1 S: 8	H: 0 LOB: 0 BB: 0 P: 11	R: 0 E: 0 K: 0 S: 7	H: 0 LOB: 1 BB: 1 P: 13	R: 0 E: 0 K: 0 S: 7	H: 2 LOB: 1 BB: 0 P: 14	R: 0 E: 0 K: 0 S: 9	H: 1 LOB: 1 BB: 0 P: 14	R: 0 E: 0 K: 0 S: 6	H: 0 LOB: 0 BB: 0 P: 9	R: 0 E: 0 K: 1 S: 12	H: 0 LOB: 0 BB: 0 P: 16	1B: 5 2B: 2 3B: 0 HR: 0	SF: 0 SAC: 0 DP: 1 HBP: 0	WP: 0 PB: 0 SB: 0 CS: 0	PA: 35							
PITCHER	IP	WLS	BF	H	R	ER	SO	BB	IBB	HBP	BLK	WP	HR	S	P	ERA	WHIP										
Vicente Padilla, R (1, 1) ERA: 4.47	6.0	W	25	6	1	1	4	2	0	0	0	0	0	67	105	1.50	1.333										
63 Ryan Madson, R (7, 1) ERA: 3.46	1.0	H	4	1	0	0	0	0	0	0	0	0	0	9	14	0.00	1.000										
Ugueth Urbina, R (8, 1) ERA: 3.32	1.0	H	3	0	0	0	0	0	0	0	0	0	0	6	9	0.00	0.000										
Billy Wagner, L (9, 1) ERA: 1.71	1.0	S	3	0	0	0	1	0	0	0	0	0	0	12	16	0.00	0.000										

Washington Nationals @ Philadelphia Phillies
Citizens Bank Park, Philadelphia, PA

Thu Aug 18 2005, 1:05 PM EDT
Att. 30,046 - Sunny - 78 F

livebaseballscorecards.com

AB 33
R 1
H 7
RBI 1
BB 2
SO 5
LOB 17



Batter	1	2	3	4	5	6	7	8	9
11 Jimmy Rollins, S OBP: 0.314, SLG: 0.391	0-1 F7		3-1 2B 1B	0-0 1-3 1B		0-2 FC1-5		2-1 F7	
Kenny Lofton, L OBP: 0.367, SLG: 0.374 Jason Michaels, R OBP: 0.403, SLG: 0.405	2-2 G6-3		4-1 2B BB	0-0 F7		2-0 F9		0-0 FC6-4	
26 Chase Utley, L OBP: 0.373, SLG: 0.504	4-0 BB BB BB		2-3 K	0-0 G1-3		1-0 F7			
Bobby Abreu, L OBP: 0.413, SLG: 0.500	4-1 BB 1-2 BB		1-2 2B		0-1 L3		1-2 F8		
Pat Burrell, R OBP: 0.384, SLG: 0.504	4-0 1-2 2-3 BB		2-2 F7		4-2 BB		3-2 G5-3		
6 Ryan Howard, L OBP: 0.351, SLG: 0.467	2-3 K		4-0 IBB		0-0 F7		3-1 1B		
Mike Lieberthal, R OBP: 0.319, SLG: 0.394		0-1 F7	0-0 L8		0-0 G4-3		0-2 G4-3		
Tomas Perez, S OBP: 0.296, SLG: 0.298		0-1 P4		1-2 P2		0-1 FC1-5 1B		2-1 F9	
Vicente Padilla, R OBP: 0.200, SLG: 0.276 Endy Chavez, L OBP: 0.269, SLG: 0.304 63 Ryan Madson, L Ugueth Urbina, R Ramon Martinez, R OBP: 0.213, SLG: 0.300 Billy Wagner, L OBP: 0.500, SLG: 0.500		2-3 K		1-2 1B 1B		0-2 FC3 F9 FC1-5 1B		1-1 FC6-4 1B	

Inning Stats	R: 0	H: 0	E: 0	K: 1	S: 9	LOB: 3	BB: 3	P: 25	R: 0	H: 0	E: 0	K: 1	S: 7	LOB: 0	BB: 0	P: 9	R: 2	H: 2	E: 0	K: 1	S: 20	LOB: 2	BB: 2	P: 35	R: 0	H: 2	E: 0	K: 0	S: 9	LOB: 2	BB: 0	P: 11	R: 0	H: 0	E: 0	K: 0	S: 6	LOB: 1	BB: 1	P: 10	R: 0	H: 1	E: 1	K: 0	S: 10	LOB: 2	BB: 0	P: 13	R: 0	H: 1	E: 0	K: 0	S: 13	LOB: 1	BB: 0	P: 20	R: 0	H: 1	E: 0	K: 0	S: 7	LOB: 1	BB: 0	P: 12
--------------	------	------	------	------	------	--------	-------	-------	------	------	------	------	------	--------	-------	------	------	------	------	------	-------	--------	-------	-------	------	------	------	------	------	--------	-------	-------	------	------	------	------	------	--------	-------	-------	------	------	------	------	-------	--------	-------	-------	------	------	------	------	-------	--------	-------	-------	------	------	------	------	------	--------	-------	-------

AB	R	H	RBI	BB	SO	LOB
5	1	2	0	0	0	3
2	1	0	0	1	0	2
2	0	0	0	0	0	3
3	0	0	0	1	1	6
3	0	1	2	1	0	0
2	0	0	0	2	0	1
3	0	1	0	1	1	4
4	0	0	0	0	0	4
4	0	1	0	0	0	0
2	0	1	0	0	1	0
1	0	0	0	0	0	1
0	0	0	0	0	0	0
0	0	0	0	0	0	0
1	0	1	0	0	0	0
0	0	0	0	0	0	0

BOTTOM


Washington Nationals @ Philadelphia Phillies
Citizens Bank Park, Philadelphia, PA

Thu Aug 18 2005, 1:05 PM EDT
Att: 30,046 - Sunny - 78 F

AB	32
R	2
H	7
RBI	2
BB	6
SO	3
LOB	24

livebaseballscorecards.com

WP: 0	PA: 38
PB: 0	
SB: 0	
CS: 0	



PITCHER	IP	WLS	BF	H	R	ER	SO	BB	IBB	HBP	BLK	WP	HR	S	P	ERA	WHIP
Tony Armas, R ERA: 4.29	(1, 1)	5.0	L	26	5	2	2	3	5	1	0	0	0	53	92	3.60	2.000
Mike Stanton, L ERA: 4.98	(6, 1)	1.0		4	0	0	0	0	0	0	0	0	0	8	11	0.00	0.000
Joey Eischen, L ERA: 3.74	(7, 1)	0.1		1	0	0	0	0	0	0	0	0	0	4	5	0.00	0.000
Gary Majewski, R ERA: 3.03	(7, 1)	1.2		7	2	0	0	0	0	0	0	0	0	16	27	0.00	1.200

Batter	1	2	3	4	5	6	7	8	9	AB R H RBI BB SO LOB	TOP												
Brad Wilkerson, L OBP: 0.352, SLG: 0.414 (1, 8) (6, 7)	2-3 K		4-0 1B BB		1-1 L7		0-1 G3		0-0 F8	4 0 0 0 1 1 2													
Jose Vidro, S OBP: 0.347, SLG: 0.462 (1, 4)	2-2 G6-4-3 1B		0-0 1-2 2-3 1B		0-0 1-H 2-H 2B		0-2 G3		4-2 BB	4 1 3 2 1 0 0													
24 Nick Johnson, L OBP: 0.423, SLG: 0.507 (1, 3)	1-2 G6-4-3 1-2f		2-0 F8		1-1 2-H 2B		0-3 K		0-1 F8	5 0 1 1 0 1 5													
Jose Guillen, R OBP: 0.348, SLG: 0.512 (1, 9)		2-3 K		1-1 G5-3	1-2 L4		1-1 1B 2B	2-3 K		5 1 1 0 0 2 2													
Brian Schneider, L OBP: 0.347, SLG: 0.441 (1, 2)		1-1 G5-3		0-1 F9		2-3 K		0-1 F9		4 0 0 0 0 1 1													
Ryan Church, L OBP: 0.347, SLG: 0.471 Preston Wilson, R OBP: 0.335, SLG: 0.488 (6, PH) (6, 8)		1-1 L4		0-1 F7		2-1 P4		0-0 1B 2-H		2 0 0 0 0 0 0 2 1 1 1 0 0 0													
Carlos Baerga, S OBP: 0.338, SLG: 0.341 Mike Stanton, L 32 Chad Cordero, R (8, 1) (8, 1)			0-3 K		0-1 1B 2B	4-2 1B BB		0-0 F9 2-H		3 1 2 1 1 1 0 0 0 0 0 0 0 0 0 0 0 0 0 0 0													
Jamey Carroll, R OBP: 0.320, SLG: 0.268 (1, 6) (8, 5)		4-2 1B SH1-4 BB		2-2 2B 1B	1-0 1-2 1B		1-2 F9		1-2 2-3 F8	3 1 2 0 1 0 1													
Ryan Drese, R OBP: 0.067, SLG: 0.067 Vinny Castilla, R OBP: 0.312, SLG: 0.386 John Halama, L Tony Blanco, R OBP: 0.259, SLG: 0.340 Luis Ayala, R OBP: 0.333, SLG: 0.333 15 Cristian Guzman, S OBP: 0.233, SLG: 0.270 (5, PH) (5, 1) (6, PH) (6, 1) (8, PH) (8, 6)			0-1 SH1-4		1-2 L8	1-3 K		3-2 F8		0 0 0 0 0 0 0 1 0 0 0 0 0 2 0 0 0 0 0 0 0 1 0 0 0 0 0 1 0 0 0 0 0 0 0 1 0 0 0 0 0 1													
Inning Stats	R: 0 E: 0 K: 1 S: 10	H: 1 LOB: 0 BB: 0 P: 15	R: 0 E: 0 K: 1 S: 7	H: 0 LOB: 0 BB: 0 P: 11	R: 0 E: 0 K: 1 S: 11	H: 1 LOB: 3 BB: 2 P: 21	R: 0 E: 0 K: 0 S: 6	H: 0 LOB: 0 BB: 0 P: 7	R: 3 E: 0 K: 0 S: 18	H: 4 LOB: 1 BB: 0 P: 24	R: 0 E: 0 K: 2 S: 12	H: 1 LOB: 2 BB: 1 P: 22	R: 0 E: 0 K: 1 S: 8	H: 0 LOB: 0 BB: 0 P: 8	R: 2 E: 0 K: 0 S: 12	H: 3 LOB: 1 BB: 0 P: 17	R: 0 E: 0 K: 1 S: 10	H: 0 LOB: 1 BB: 1 P: 16	1B: 7 2B: 3 3B: 0 HR: 0	SF: 0 SAC: 1 DP: 1 HBP: 0	WP: 0 PB: 0 SB: 0 CS: 0	PA: 40	
PITCHER	IP WLS BF H R ER SO BB IBB HBP BLK WP HR S P ERA WHIP																						
Cory Lidle, R ERA: 4.64 Aaron Fultz, L ERA: 2.39 Rheal Cormier, L ERA: 5.49 Ugueth Urbina, R ERA: 3.56 Geoff Geary, R ERA: 4.39	(1, 1) (6, 1) (7, 1) (8, 1) (9, 1)	5.0 1.0 1.0 1.0 1.0	WLS H H L	22 5 3 6 4	H 1 0 3 0	R 3 0 0 0	ER 3 0 0 0	SO 3 2 1 0	BB 2 1 0 0	IBB 0 0 0 0	HBP 0 0 0 0	BLK 0 0 0 0	WP 0 0 0 0	HR 0 0 0 0	S 52 12 8 10	P 78 22 8 17 16	ERA 5.40 0.00 0.00 18.00 0.00	WHIP 1.600 2.000 0.000 3.000 1.000					

Washington Nationals @ Philadelphia Phillies
Citizens Bank Park, Philadelphia, PA

Thu Aug 18 2005, 7:05 PM EDT
Att. 34,492 - Clear - 85 F

livebaseballscorecards.com

AB 35
R 5
H 10
RBI 5
BB 4
SO 7
LOB 16



Batter	1	2	3	4	5	6	7	8	9	AB	R	H	RBI	BB	SO	LOB
11 Jimmy Rollins, S OBP: 0.311, SLG: 0.388	0-0 G3		1-1 G3	2-0 F8			0-3 K			4	0	0	0	0	1	1
Jason Michaels, R OBP: 0.404, SLG: 0.412	2-2 26 WP 26 SF7 2B		1-1 26 HR 1B			3-2 F9	1-2 L9			4	2	2	0	0	0	0
26 Chase Utley, L OBP: 0.374, SLG: 0.513	3-2 SF7		1 SAFE 3-2 1 SAFE 1-H HR			1-1 G6-3 1B		1-1 G1-3		3	1	2	3	0	0	0
Bobby Abreu, L OBP: 0.413, SLG: 0.500	0-1 F7		0-1 FC5-4 1B			0-0 G6-3		2-2 G6-3 1B		4	0	2	0	0	0	1
Pat Burrell, R OBP: 0.382, SLG: 0.500		0-2 G4-3	3-1 FC5-4			4-2 G4-6-3 6 1B BB		1-0 G6-3		3	0	0	0	1	0	2
6 Ryan Howard, L OBP: 0.359, SLG: 0.468		4-1 G4-3 BB		4-1 2B HBP		0-0 G4-6-3 1B		1-3 K		2	1	1	0	1	1	0
David Bell, R OBP: 0.304, SLG: 0.358		1-1 G4-3		0-0 F8 1-H 2B		2-1 G4-6-3		0-1 L9		4	0	1	1	0	0	3
Todd Pratt, R OBP: 0.326, SLG: 0.438		0-1 P4		0-0 F8		0-1 G5-3		3-3 K		4	0	0	0	0	1	3
Cory Lidle, R OBP: 0.186, SLG: 0.167			1-3 K		1-3 K			0-3 K		2	0	0	0	0	2	1
Aaron Fultz, L OBP: 0.333, SLG: 0.333										0	0	0	0	0	0	0
Rheal Cormier, L										0	0	0	0	0	0	0
Endy Chavez, L OBP: 0.266, SLG: 0.301										1	0	0	0	0	1	0
Ugueth Urbina, R										0	0	0	0	0	0	0
Geoff Geary, R OBP: 0.250, SLG: 0.250										0	0	0	0	0	0	0

Inning Stats	R: 1	H: 1	E: 0	K: 0	S: 11	H: 1	LOB: 0	BB: 0	P: 16	R: 0	H: 0	E: 0	K: 0	S: 9	H: 0	LOB: 1	BB: 1	P: 14	R: 2	H: 3	E: 0	K: 1	S: 14	H: 1	LOB: 1	BB: 0	P: 23	R: 1	H: 1	E: 0	K: 1	S: 7	H: 1	LOB: 1	BB: 0	P: 14	R: 0	H: 1	E: 0	K: 0	S: 6	H: 1	LOB: 0	BB: 0	P: 10	R: 0	H: 1	E: 0	K: 0	S: 7	H: 1	LOB: 1	BB: 1	P: 13	R: 0	H: 0	E: 0	K: 2	S: 10	H: 0	LOB: 0	BB: 0	P: 11	R: 0	H: 1	E: 0	K: 0	S: 6	H: 1	LOB: 0	BB: 0	P: 10	R: 0	H: 0	E: 0	K: 2	S: 8	H: 0	LOB: 0	BB: 0	P: 12	1B: 5	SF: 1	2B: 2	SAC: 0	3B: 0	DP: 3	HR: 1	HBP: 1	WP: 1	PA: 35
--------------	------	------	------	------	-------	------	--------	-------	-------	------	------	------	------	------	------	--------	-------	-------	------	------	------	------	-------	------	--------	-------	-------	------	------	------	------	------	------	--------	-------	-------	------	------	------	------	------	------	--------	-------	-------	------	------	------	------	------	------	--------	-------	-------	------	------	------	------	-------	------	--------	-------	-------	------	------	------	------	------	------	--------	-------	-------	------	------	------	------	------	------	--------	-------	-------	-------	-------	-------	--------	-------	-------	-------	--------	-------	--------

PITCHER	IP	WLS	BF	H	R	ER	SO	BB	IBB	HBP	BLK	WP	HR	S	P	ERA	WHIP
Ryan Drese, R ERA: 5.78	4.0		19	5	4	4	2	1	0	1	0	1	1	41	67	9.00	1.500
John Halama, L ERA: 6.04	1.0		3	1	0	0	0	0	0	0	0	0	0	6	10	0.00	1.000
Luis Ayala, R ERA: 2.63	2.0	W	7	1	0	0	2	1	0	0	0	0	0	17	24	0.00	1.000
Mike Stanton, L ERA: 4.91	0.1	H	2	1	0	0	0	0	0	0	0	0	0	5	8	0.00	3.000
32 Chad Cordero, R ERA: 1.01	1.2	S	4	0	0	0	2	0	0	0	0	0	0	9	14	0.00	0.000


BOTTOM

Washington Nationals @ Philadelphia Phillies
Citizens Bank Park, Philadelphia, PA

Thu Aug 18 2005, 7:05 PM EDT
Att. 34,492 - Clear - 85 F

livebaseballscorecards.com

AB	31
R	4
H	8
RBI	4
BB	2
SO	6
LOB	11



Batter	1	2	3	4	5	6	7	8	9	AB R H RBI BB SO LOB	TOP
6 Chris Duffy, L OBP: 0.385, SLG: 0.442 (1, 8)	2-1 F7	1-1 G3-1		0-1 12 2B		3-2 12 1B SF8		0-0 P6	3-2 G1-3	6 2 2 1 0 0 1	
12 Freddy Sanchez, R OBP: 0.329, SLG: 0.355 (1, 5) (8, 6)	0-1 G5-3	1-3 K		1-1 1-H 3-H	SAFE	1-2 HR		2-2 2B E HBP	4-0 BB	4 2 2 2 1 1 0	
Jason Bay, R OBP: 0.400, SLG: 0.570 Michael Restovich, R OBP: 0.321, SLG: 0.423 (1, 7) (7, 7)	0-1 1B		0-0 1B	4-1 FC5-4 BB		1-2 SF8		0-0 E 41 FC5-2	0-3 K	2 0 2 1 1 0 0 2 0 1 0 0 1 2	
Brad Eldred, R OBP: 0.300, SLG: 0.547 (1, 3)	0-0 P3		2-1 P6	0-1 FC5-4		0-0 HR		4-2 41 FC5-2 E BB		4 1 1 2 1 0 4	
Rob Mackowiak, L OBP: 0.341, SLG: 0.411 (1, 9) (8, 5)		1-3 K	2-1 F8		3-2 G3-1	1-0 F8		3-2 E3 41 FC5-2		5 0 0 1 0 1 3	
41 Ryan Doumit, S OBP: 0.333, SLG: 0.394 (1, 2)		1-0 2B 2 1B HBP	2-3 K		0-0 F7		3-1 L3	1-1 FC5-2		4 1 0 0 0 1 4	
Jose Castillo, R OBP: 0.312, SLG: 0.423 (1, 4)		2-1 2B		2-1 6 1B 12 2B 2 G6-3 1B	2-3 K		0-1 F8	0-0 F8		5 2 2 0 0 1 3	
2 Jack Wilson, R OBP: 0.281, SLG: 0.352 13 Nate McLouth, L OBP: 0.133, SLG: 0.200 (1, 6) (8, 9)		2-2 HR		2-2 G6-3		3-2 E8 6 1B	2-2 1B	1-0 E3 6 G1-3 G4-3		4 2 2 2 0 0 1 1 0 0 0 0 0 0	
Kip Wells, R OBP: 0.196, SLG: 0.267 Brian Meadows, R (8, 1) Tike Redman, L OBP: 0.295, SLG: 0.355 Ryan Vogelsong, R OBP: 0.286, SLG: 0.333 (1, 1) (9, PH) (9, 1)		0-0 HR		1-3 K		3-3 K	2-3 K	0-0 G4-3		4 1 1 2 0 3 3 0 0 0 0 0 0 0 1 0 0 0 0 0 1 0 0 0 0 0 0 0	
Inning Stats	R: 0 E: 0 K: 0 S: 7 H: 1 LOB: 1 BB: 0 P: 9	R: 4 E: 0 K: 2 S: 15 H: 3 LOB: 0 BB: 0 P: 23	R: 0 E: 0 K: 1 S: 9 H: 1 LOB: 1 BB: 0 P: 15	R: 2 E: 0 K: 1 S: 15 H: 3 LOB: 2 BB: 1 P: 25	R: 0 E: 0 K: 1 S: 10 H: 0 LOB: 0 BB: 0 P: 15	R: 4 E: 1 K: 1 S: 21 H: 3 LOB: 0 BB: 0 P: 33	R: 0 E: 0 K: 1 S: 11 H: 1 LOB: 1 BB: 0 P: 18	R: 1 E: 1 K: 0 S: 12 H: 1 LOB: 3 BB: 1 P: 22	R: 0 E: 1 K: 1 S: 12 H: 0 LOB: 2 BB: 1 P: 20	1B: 8 2B: 3 3B: 0 HR: 2 SF: 1 SAC: 0 DP: 0 HBP: 2	WP: 0 PB: 0 SB: 0 CS: 0 PA: 48
PITCHER	IP WLS BF H R ER SO BB IBB HBP BLK WP HR S P ERA WHIP	IP WLS BF H R ER SO BB IBB HBP BLK WP HR S P ERA WHIP	IP WLS BF H R ER SO BB IBB HBP BLK WP HR S P ERA WHIP	IP WLS BF H R ER SO BB IBB HBP BLK WP HR S P ERA WHIP	IP WLS BF H R ER SO BB IBB HBP BLK WP HR S P ERA WHIP	IP WLS BF H R ER SO BB IBB HBP BLK WP HR S P ERA WHIP	IP WLS BF H R ER SO BB IBB HBP BLK WP HR S P ERA WHIP	IP WLS BF H R ER SO BB IBB HBP BLK WP HR S P ERA WHIP	IP WLS BF H R ER SO BB IBB HBP BLK WP HR S P ERA WHIP	IP WLS BF H R ER SO BB IBB HBP BLK WP HR S P ERA WHIP	IP WLS BF H R ER SO BB IBB HBP BLK WP HR S P ERA WHIP
Robinson Tejeda, R ERA: 3.29 (1, 1)	3.2 L 21 8 6 6 4 1 0 1 0 0 1 44 70 14.73 2.455	2.1 11 3 4 0 2 0 0 0 0 0 0 1 33 50 0.00 1.286	2.0 11 2 1 1 1 1 1 0 1 0 0 0 23 40 4.50 1.500	1.0 5 0 0 0 0 1 1 0 0 0 0 0 12 20 0.00 1.000							

Pittsburgh Pirates @ Philadelphia Phillies
Citizens Bank Park, Philadelphia, PA
Fri Aug 19 2005, 7:05 PM EDT
Att. 32,992 - Overcast - 75 F

livebaseballscorecards.com

AB	42
R	11
H	13
RBI	11
BB	3
SO	8
LOB	22



Batter	1	2	3	4	5	6	7	8	9	AB	R	H	RBI	BB	SO	LOB
11 Jimmy Rollins, S OBP: 0.310, SLG: 0.386 Ramon Martinez, R OBP: 0.309, SLG: 0.300	1-1 G3		2-1 G6-3			0-3 K		2-2 SF9		3	0	0	0	0	1	0
Kenny Lofton, L OBP: 0.368, SLG: 0.373	4-0 BB		1-0 P5			1-0 1B		3-H L7		3	0	1	0	1	0	0
26 Chase Utley, L OBP: 0.371, SLG: 0.508	3-1 F8		1-2 F7			0-0 F8			1-2 F9	4	0	0	0	0	0	2
Bobby Abreu, L OBP: 0.411, SLG: 0.497 Aaron Fultz, L OBP: 0.333, SLG: 0.333 Rheal Cormier, L (9, 1) Jason Michaels, R OBP: 0.403, SLG: 0.410	3-3 K			3-3 K		1-3 K			2-0 F8	3	0	0	0	0	3	2
Pat Burrell, R OBP: 0.381, SLG: 0.500		3-1 2B		3-3 K			2-1 G6-3		1-2 G6-3	4	1	1	0	0	1	0
6 Ryan Howard, L OBP: 0.354, SLG: 0.460		2-3 K2-3		2-2 G3			0-2 G3			3	0	0	0	0	1	1
David Bell, R OBP: 0.302, SLG: 0.355		2-2 G5-3			2-1 G6-3		1-2 F8			3	0	0	0	0	0	1
Mike Lieberthal, R OBP: 0.322, SLG: 0.403		1-1 2B			1-1 L8			1-0 G4-3 SF9 2B		3	1	2	1	0	0	0
Robinson Tejeda, R OBP: 0.105, SLG: 0.211 Geoff Geary, R OBP: 0.200, SLG: 0.200 Endy Chavez, L OBP: 0.264, SLG: 0.298		1-1 L5			1-3 K			1-2 G4-3		1	0	0	0	0	0	1


Inning Stats	R: 0	H: 0	E: 0	K: 1	S: 7	R: 1	H: 2	E: 0	K: 1	S: 13	R: 0	H: 0	E: 0	K: 0	S: 6	R: 0	H: 0	E: 0	K: 2	S: 9	R: 0	H: 0	E: 0	K: 1	S: 7	R: 0	H: 0	E: 0	K: 0	S: 8	R: 0	H: 1	E: 0	K: 2	S: 8	R: 1	H: 1	E: 0	K: 0	S: 9	R: 0	H: 0	E: 0	K: 0	S: 7	1B: 1	2B: 3	3B: 0	HR: 0	SF: 1	SAC: 0	DP: 0	HBP: 0	WP: 0	PB: 0	SB: 0	CS: 0	PA: 32
PITCHER	IP	WLS	BF	H	R	ER	SO	BB	IBB	HBP	BLK	WP	HR	S	P	ERA	WHIP																																									
Kip Wells, R ERA: 4.46	(1, 1)	7.0	W	25	3	1	7	1	0	0	0	0	0	58	99	1.29	0.571																																									
Brian Meadows, R ERA: 5.33	(8, 1)	1.0		4	1	1	0	0	0	0	0	0	0	9	14	9.00	1.000																																									
Ryan Vogelsong, R ERA: 4.95	(9, 1)	1.0		3	0	0	0	0	0	0	0	0	0	7	11	0.00	0.000																																									

BOTTOM

Pittsburgh Pirates @ Philadelphia Phillies
Citizens Bank Park, Philadelphia, PA

livebaseballscorecards.com

AB 30
R 2
H 4
RBI 2
BB 1
SO 7
LOB 8



Fri Aug 19 2005, 7:05 PM EDT
Att. 32,992 - Overcast - 75 F

Batter	1	2	3	4	5	6	7	8	9	AB R H RBI BB SO LOB	TOP	
6 Chris Duffy, L (1, 8) OBP: 0.389, SLG: 0.439	4-1 F8 12 G5-3 BB		2-1 L7		1-1 G3			0-2 12 1B 1B		3 0 1 0 1 0 0	Pittsburgh Pirates @ Philadelphia Phillies Citizens Bank Park, Philadelphia, PA Sat Aug 20 2005, 7:05 PM EDT Att: 43,192 - Partly Cloudy - 83 F	
12 Freddy Sanchez, R (1, 5) OBP: 0.328, SLG: 0.354	1-1 G5-3		1-0 P5			0-0 F8		2-2 1B		4 0 1 0 0 0 1		
Jason Bay, R (1, 7) Tike Redman, L (4, 7) OBP: 0.400, SLG: 0.572 OBP: 0.293, SLG: 0.352	1-0 F8				0-0 1B SF9 2B		3-1 G5-3		0-0 G3	2 1 1 0 0 0 1 2 0 0 0 0 0 2		
Rob Mackowiak, L (1, 9) OBP: 0.338, SLG: 0.406	1-3 K				0-0 F8		1-2 G6-3		0-1 G1-3	4 0 0 0 0 1 2		
Brad Eldred, R (1, 3) OBP: 0.321, SLG: 0.557		1-3 K			0-2 1B		1-0 FC6-4 1B		0-0 1B	4 0 3 0 0 1 0		
Jose Castillo, R (1, 4) OBP: 0.309, SLG: 0.419		1-1 G6-3			0-0 SF9		0-0 FC6-4 11 CS		0-0 F9	3 0 0 1 0 0 2		
11 Humberto Cota, R (1, 2) 41 Ryan Doumit, S (9, PH) OBP: 0.282, SLG: 0.372 OBP: 0.331, SLG: 0.391		4-2 BB			3-H 2-2 G5-3		3-3 K		1-3 K	2 0 0 0 1 1 2 1 0 0 0 0 1 1		
2 Jack Wilson, R (1, 6) OBP: 0.279, SLG: 0.350		2-1 G5-3			1-0 G5-3			1-1 G1-3		3 0 0 0 0 0 1		
Dave Williams, L (1, 1) 16 Salomon Torres, R (6, 1) Daryle Ward, L (8, PH) Michael Gonzalez, R (8, 1) OBP: 0.143, SLG: 0.150 OBP: 0.500, SLG: 0.500 OBP: 0.331, SLG: 0.427			1-1 G3-1		1-3 K			0-2 G4-3		2 0 0 0 0 1 0 0 0 0 0 0 0 0 1 0 0 0 0 0 0 0 0 0 0 0 0 0		
Inning Stats	R: 0 H: 0 E: 0 LOB: 1 K: 1 BB: 1 S: 7 P: 14	R: 0 H: 0 E: 0 LOB: 1 K: 1 BB: 1 S: 11 P: 19	R: 0 H: 0 E: 0 LOB: 0 K: 0 BB: 0 S: 5 P: 9	R: 1 H: 2 E: 0 LOB: 1 K: 0 BB: 0 S: 10 P: 12	R: 0 H: 0 E: 0 LOB: 0 K: 1 BB: 0 S: 6 P: 9	R: 0 H: 0 E: 0 LOB: 0 K: 0 BB: 0 S: 6 P: 10	R: 0 H: 1 E: 0 LOB: 1 K: 1 BB: 0 S: 6 P: 10	R: 0 H: 2 E: 0 LOB: 2 K: 0 BB: 0 S: 13 P: 16	R: 0 H: 1 E: 0 LOB: 1 K: 1 BB: 0 S: 7 P: 8	1B: 5 SF: 1 2B: 2 SAC: 0 3B: 0 DP: 1 HR: 0 HBP: 0	WP: 0 PA: 34 PB: 0 SB: 0 CS: 1	
PITCHER 39 Brett Myers, R (1, 1) ERA: 3.48	IP WLS BF H R ER SO BB IBB HBP BLK WP HR S P ERA WHIP	9.0 W 34 6 1 1 5 2 0 0 0 0 0 0 71 107 1.00 0.889										

livebaseballscorecards.com

AB	31
R	1
H	6
RBI	1
BB	2
SO	5
LOB	12



Batter	1	2	3	4	5	6	7	8	9	AB R H RBI BB SO LOB	TOP																	
12 Freddy Sanchez, R (1, 5) OBP: 0.323, SLG: 0.348	2-1 F7		1-0 F8		0-2 FC6-4		3-3 K		0-1 L4	5 0 0 0 0 1 5																		
6 Chris Duffy, L (1, 8) OBP: 0.385, SLG: 0.432	1-2 G1-3			3-2 G1-3		0-1 WP 1B			0-0 F7	4 1 1 0 0 0 0																		
Jason Bay, R (1, 7) OBP: 0.399, SLG: 0.569	1-2 G5-3			0-0 P4		3-2 41 1B			2-3 K	4 1 1 1 0 1 0																		
Brad Eldred, R (1, 3) OBP: 0.318, SLG: 0.578				2-1 L5		0-2 P6			3-3 K	4 1 1 1 0 1 1																		
41 Ryan Doumit, S (1, 2) OBP: 0.335, SLG: 0.394					1-0 1B G1-3	1 SAFE 0-0 1B			1-0 F9	4 0 2 0 0 1 0																		
Jose Castillo, R (1, 4) OBP: 0.308, SLG: 0.417					0-0 L7	2-1 1B			0-1 F8	4 0 1 1 0 1 1																		
Michael Restovich, R (1, 9) OBP: 0.315, SLG: 0.414 Rob Mackowiak, L (6, PH) OBP: 0.339, SLG: 0.406					2-2 G1-3	0-0 P4			1-2 2B 1B	2 0 0 0 0 0 1 2 0 1 0 0 0 2																		
2 Jack Wilson, R (1, 6) OBP: 0.281, SLG: 0.350					2-1 F8	4-0 1B IBB			0-1 K	3 0 1 0 1 0 2																		
Mark Redman, L (1, 1) OBP: 0.173, SLG: 0.122 16 Salomón Torres, R (6, 1) OBP: 0.500, SLG: 0.500 Tike Redman, L (7, PH) OBP: 0.290, SLG: 0.350 Rick White, R (7, 1) 34 John Grabow, L (7, 1) 11 Humberto Cota, R (9, PH) OBP: 0.281, SLG: 0.371					0-1 G4-3	0-1 12 FC6-4 1B			2-3 K	2 0 1 0 0 0 0 0 0 0 0 0 0 0 1 0 0 0 0 0 1 0 0 0 0 0 0 0 0 0 0 0 0 0 0 0 0 0 1 0 0 0 0 0 1 2																		
Inning Stats	R: 0 E: 0 K: 0 S: 8	H: 0 LOB: 0 BB: 0 P: 12	R: 1 E: 0 K: 2 S: 10	H: 1 LOB: 0 BB: 0 P: 15	R: 0 E: 0 K: 0 S: 5	H: 0 LOB: 0 BB: 0 P: 8	R: 0 E: 0 K: 0 S: 6	H: 0 LOB: 0 BB: 0 P: 11	R: 0 E: 0 K: 0 S: 10	H: 2 LOB: 3 BB: 1 P: 17	R: 2 E: 0 K: 2 S: 15	H: 4 LOB: 2 BB: 0 P: 21	R: 0 E: 0 K: 2 S: 8	H: 0 LOB: 0 BB: 0 P: 11	R: 0 E: 0 K: 2 S: 7	H: 0 LOB: 0 BB: 0 P: 13	R: 0 E: 0 K: 1 S: 14	H: 2 LOB: 2 BB: 0 P: 17	1B: 8 2B: 0 3B: 0 HR: 1	SF: 0 SAC: 0 DP: 0 HBP: 0	WP: 1 PB: 0 SB: 0 CS: 0	PA: 37						
PITCHER	IP WLS BF H R ER SO BB IBB HBP BLK WP HR S P ERA WHIP																											
58 Eude Brito, L (1, 1) ERA: 1.8	5.0		19	3	1	1	2	0	1	0	0	0	0	1	39	63	1.80	0.600										
Rheal Cormier, L (6, 1) ERA: 5.74	0.1	B	5	4	2	2	0	0	0	0	0	1	0	11	16	54.00	12.000											
63 Ryan Madson, R (6, 1) ERA: 3.38	1.2	W	5	0	0	0	2	0	0	0	0	0	0	12	16	0.00	0.000											
Ugueth Urbina, R (8, 1) ERA: 3.5	1.0	H	3	0	0	0	2	0	0	0	0	0	0	7	13	0.00	0.000											
Billy Wagner, L (9, 1) ERA: 1.68	1.0	S	5	2	0	0	1	0	0	0	0	0	0	14	17	0.00	2.000											

Pittsburgh Pirates @ Philadelphia Phillies
Citizens Bank Park, Philadelphia, PA
Sun Aug 21 2005, 1:35 PM EDT
Att. 40,689 - Sunny - 90 F

livebaseballscorecards.com

AB	36
R	3
H	9
RBI	3
BB	1
SO	7
LOB	14



Batter	1	2	3	4	5	6	7	8	9
11 Jimmy Rollins, S OBP: 0.306, SLG: 0.381	0-1 G6-3		2-2 G6-3		0-2 G6-3		1-1 F8		
Jason Michaels, R OBP: 0.402, SLG: 0.406	2-1 G3			4-1 HR BB	0-0 G4-3		3-1 2B 1B		
Bobby Abreu, L OBP: 0.412, SLG: 0.497	3-2 F7			2-3 K	3-2 F7		2-1 2B		
Pat Burrell, R OBP: 0.383, SLG: 0.505		2-1 L4-3 1B		2-1 HR		0-0 F7	4-2 BB		
26 Chase Utley, L OBP: 0.378, SLG: 0.515		0-3 K		0-1 G6-3 WP 2B		4-1 FC5 1B BB	3-2 P5		
David Bell, R OBP: 0.301, SLG: 0.356		1-0 L4-3		1-0 G6-3		0-0 1B	0-0 G4-3		
Ramon Martinez, R OBP: 0.311, SLG: 0.316			1-3 K	2-0 2B		3-3 K	1-2 L9		
6 Ryan Howard, L OBP: 0.350, SLG: 0.455				3-H 2B		2-2 FC5	0-0 F8		
Todd Pratt, R OBP: 0.331, SLG: 0.436			2-1 58 FC5-6 1B	4-0 IBB		2-3 2-3f			
58 Eude Brito, L			0-0 FC5-6	2-3 K			3-2 F7		
Rheal Cormier, L									
63 Ryan Madson, L									
Endy Chavez, L									
Ugueth Urbina, R									
Billy Wagner, L									

Inning Stats	R: 0	H: 0	E: 0	K: 8	S: 8	H: 0	LOB: 0	BB: 0	P: 13	R: 0	H: 1	E: 0	K: 1	S: 6	R: 0	H: 1	E: 0	K: 1	S: 10	R: 3	H: 3	E: 0	K: 2	S: 13	R: 0	H: 0	E: 0	K: 0	S: 9	R: 0	H: 1	E: 0	K: 1	S: 13	R: 1	H: 2	E: 0	K: 0	S: 16	R: 0	H: 0	E: 0	K: 0	S: 5			

PITCHER	IP	WLS	BF	H	R	ER	SO	BB	IBB	HBP	BLK	WP	HR	S	P	ERA	WHIP
Mark Redman, L ERA: 4.78	5.1		24	6	3	3	4	2	1	0	0	1	1	49	86	5.06	1.500
16 Salomon Torres, R ERA: 3.86	0.2		2	0	0	0	1	0	0	0	0	0	0	10	15	0.00	0.000
Rick White, R ERA: 3.75	0.2	L	5	2	1	1	0	1	0	0	0	0	0	11	24	13.50	4.500
34 John Grabow, L ERA: 3.63	1.1		4	0	0	0	0	0	0	0	0	0	0	10	14	0.00	0.000

BOTTOM

Pittsburgh Pirates @ Philadelphia Phillies
Citizens Bank Park, Philadelphia, PA

Sun Aug 21 2005, 1:35 PM EDT
Att. 40,689 - Sunny - 90 F

AB	R	H	RBI	BB	SO	LOB
4	0	0	0	0	0	1
3	2	1	0	1	0	0
4	0	1	1	0	1	1
3	1	2	2	1	0	0
3	1	1	0	1	1	3
4	0	1	0	0	0	2
2	0	1	0	0	1	0
2	0	0	0	0	1	2
3	0	1	0	1	0	2
2	0	0	0	0	1	3
0	0	0	0	0	0	0
1	0	0	0	0	0	0
0	0	0	0	0	0	0
0	0	0	0	0	0	0

livebaseballscorecards.com

AB	31
R	4
H	8
RBI	3
BB	4
SO	5
LOB	14

WP: 1 PA: 35
PB: 0
SB: 0
CS: 0



Batter	1	2	3	4	5	6	7	8	9	AB R H RBI BB SO LOB	TOP											
11 Jimmy Rollins, S OBP: 0.304, SLG: 0.378 (1, 6)	2-2 F7		1-0 FC5-4			0-0 F9			3-3 K	4 0 0 0 0 1 1	Philadelphia Phillies @ San Francisco Giants SBC Park, San Francisco, CA Mon Aug 22 2005, 10:15 PM EDT Att: 38,947 - Partly Cloudy - 58 F											
Jason Michaels, R OBP: 0.404, SLG: 0.412 (1, 8)	1-0 F9			2-2 G5-4-3 1B		0-2 1B 2B		3-1 F8	4 0 2 0 0 0 0													
Bobby Abreu, L OBP: 0.413, SLG: 0.497 (1, 9)	2-3 K		2-2 G5-4-3			1-1 BB 1B		2-2 1B	4 0 2 0 0 1 1													
Pat Burrell, R OBP: 0.382, SLG: 0.501 (1, 7)		2-2 F8		2-2 G6-3		4-1 G6-4-3 BB		2-3 K	3 0 0 0 1 1 1													
26 Chase Utley, L OBP: 0.375, SLG: 0.511 (1, 4)		1-3 K			2-2 G4-3		1-3 K		3 0 0 0 0 2 3													
David Bell, R OBP: 0.299, SLG: 0.353 (1, 5)		1-0 G5-3			2-2 G5-3		1-2 G6-4-3		3 0 0 0 0 0 3													
Ramon Martinez, R OBP: 0.302, SLG: 0.306 (1, 3)			3-1 G5-3		0-0 G6-3		0-2 P6		3 0 0 0 0 0 0													
Mike Lieberthal, R OBP: 0.322, SLG: 0.399 (1, 2)			2-2 21 FC1-6 1B			1-0 P2		2-3 K	3 0 1 0 0 1 0													
21 Jon Lieber, L OBP: 0.056, SLG: 0.075 (1, 1)			1-1 SAFE FC1-6			2-3 K		1-2 G6-3	2 0 0 0 0 1 1													
Tomas Perez, S OBP: 0.294, SLG: 0.296 (8, PH)			1-2 11 FC5-4						1 0 0 0 0 0 0													
Aaron Fultz, L OBP: 0.333, SLG: 0.333 (8, 1)									0 0 0 0 0 0 0													
Inning Stats	R: 0 E: 0 K: 1 S: 8	H: 0 LOB: 0 BB: 0 P: 13	R: 0 E: 0 K: 1 S: 8	H: 0 LOB: 0 BB: 0 P: 12	R: 0 E: 0 K: 0 S: 9	H: 1 LOB: 1 BB: 0 P: 16	R: 0 E: 0 K: 0 S: 12	H: 1 LOB: 0 BB: 0 P: 18	R: 0 E: 0 K: 0 S: 7	H: 0 LOB: 0 BB: 0 P: 11	R: 0 E: 0 K: 1 S: 5	H: 0 LOB: 0 BB: 0 P: 8	R: 0 E: 0 K: 1 S: 14	H: 2 LOB: 2 BB: 1 P: 21	R: 0 E: 0 K: 1 S: 9	H: 0 LOB: 0 BB: 0 P: 12	R: 0 E: 0 K: 2 S: 12	H: 1 LOB: 1 BB: 0 P: 22	1B: 4 2B: 1 3B: 0 HR: 0	SF: 0 SAC: 0 DP: 2 HBP: 0	WP: 0 PB: 0 SB: 0 CS: 0	PA: 31
PITCHER	IP WLS BF H R ER SO BB IBB HBP BLK WP HR S P ERA WHIP																					
51 Noah Lowry, L ERA: 3.81 (1, 1)	8.2 W 30 5 0 0 6 1 0 0 0 0 0 0 81 128 0.00 0.692																					
LaTroy Hawkins, R ERA: 3.77 (9, 1)	0.1 1 0 0 0 1 0 0 0 0 0 0 0 3 5 0.00 0.000																					

livebaseballscorecards.com

AB	30
R	0
H	5
RBI	0
BB	1
SO	7
LOB	10



Batter	1	2	3	4	5	6	7	8	9	AB R H RBI BB SO LOB	TOP					
11 Jimmy Rollins, S OBP: 0.305, SLG: 0.378 Rheal Cormier, L (9, 1)	0-0 P6	0-1 P4		4-2 BB		1-3 K	2-3 K		2-0 2B	5 0 1 1 1 2 3 0 0 0 0 0 0 0						
Kenny Lofton, L OBP: 0.375, SLG: 0.379 (1, 8)	1-2 1B		1-1 2B	3-3 K		1-1 G4-3	2-0 HBP		4-0 BB	4 1 2 0 1 1 1						
26 Chase Utley, L OBP: 0.375, SLG: 0.513 (1, 4)	0-1 P5		1-1 SF8	2-0 G3					2-2 P5	5 2 1 1 1 0 7						
Bobby Abreu, L OBP: 0.410, SLG: 0.492 (1, 9)	2-1 G6-3		0-1 G3	2-2 F7					3-2 F7	6 1 1 0 0 0 5						
Pat Burrell, R OBP: 0.384, SLG: 0.506 Andy Chavez, L OBP: 0.261, SLG: 0.295 (8, 7)		3-2 2B	0-1 SF8		3-0 1B				2-1 G5-3	4 2 3 2 0 0 0 0 0 0 0 0 0 0						
6 Ryan Howard, L OBP: 0.361, SLG: 0.486 (1, 3)		0-0 1B	0-1 HR		1-3 K				2-2 1B	5 3 4 3 0 1 1						
David Bell, R OBP: 0.300, SLG: 0.352 (1, 5)		2-H 1B	4-2 1B		1-2 F9				0-0 K	4 0 1 1 1 1 4						
Mike Lieberthal, R OBP: 0.320, SLG: 0.395 (1, 2)		3-2 F8	0-0 1B		2-3 K				2-2 E5	5 0 1 1 0 1 3						
Vicente Padilla, R OBP: 0.206, SLG: 0.273 Tomas Perez, S OBP: 0.299, SLG: 0.301 (9, PH) (9, 6)		0-3 K	1-3 K						2-2 1B	4 0 1 1 0 2 3 1 1 1 0 0 0 0						
Inning Stats	R: 0 H: 1 E: 0 LOB: 1 K: 0 BB: 0 S: 8 P: 11	R: 2 H: 3 E: 0 LOB: 1 K: 1 BB: 0 S: 13 P: 19	R: 3 H: 4 E: 0 LOB: 2 K: 1 BB: 1 S: 16 P: 23	R: 0 H: 0 E: 0 LOB: 1 K: 1 BB: 1 S: 11 P: 22	R: 0 H: 1 E: 0 LOB: 1 K: 2 BB: 0 S: 13 P: 20	R: 0 H: 0 E: 0 LOB: 0 K: 1 BB: 0 S: 7 P: 9	R: 4 H: 4 E: 1 LOB: 3 K: 1 BB: 1 S: 25 P: 44	R: 0 H: 1 E: 0 LOB: 1 K: 1 BB: 0 S: 11 P: 14	R: 1 H: 2 E: 0 LOB: 2 K: 0 BB: 1 S: 15 P: 31	1B: 10 SF: 1 2B: 4 SAC: 0 3B: 1 DP: 0 HR: 1 HBP: 1	WP: 0 PA: 49 PB: 0 SB: 2 CS: 0					
PITCHER	IP WLS BF H R ER SO BB IBB HBP BLK WP HR S P ERA WHIP															
Brett Tomko, R ERA: 4.93 Jeff Fassero, L ERA: 4.09 Jason Christiansen, L ERA: 5.49 Jeremy Accardo, R ERA: 4.66 Brian Cooper, R ERA: 2.45	(1, 1) 3.0 L 18 8 5 5 2 1 0 0 0 0 0 1 37 53 15.00 3.000	(4, 1) 3.0 11 1 0 0 4 1 0 0 0 0 0 0 31 51 0.00 0.667	(7, 1) 0.1 7 4 4 3 0 1 0 0 0 0 0 0 17 31 81.00 15.000	(7, 1) 1.2 7 1 0 0 2 0 0 1 0 0 0 19 27 0.00 0.600	(9, 1) 1.0 6 2 1 1 0 1 0 0 0 0 0 15 31 9.00 3.000											

Philadelphia Phillies @ San Francisco Giants
SBC Park, San Francisco, CA
Tue Aug 23 2005, 10:15 PM EDT
Att. 37,892 - Partly Cloudy - 63 F

livebaseballscorecards.com

AB	43
R	10
H	16
RBI	10
BB	4
SO	8
LOB	27



Batter	1	2	3	4	5	6	7	8	9	AB	R	H	RBI	BB	SO	LOB	TOP								
11 Jimmy Rollins, S OBP: 0.304, SLG: 0.377 (1, 6)	2-0 1B 1B	1-1 SF7		2-2 G4-3		0-0 B3		2-3 K		4	1	1	1	0	1	0									
Kenny Lofton, L OBP: 0.378, SLG: 0.383 (1, 8)	2-1 E 1B 1-2 1B	0-0 26 S 1-3 1B		1-0 G6-3		3-2 E7 26 E 1B		1-0 L7		5	1	3	0	0	0	0									
26 Chase Utley, L OBP: 0.375, SLG: 0.515 (1, 4)	0-0 P5	1-1 SF9 1-2 3-H			2-1 BB 6 G3 1B	2-1 E1 G3 2-H		2-2 1B 2B		4	2	2	1	0	0	2									
Bobby Abreu, L OBP: 0.412, SLG: 0.494 (1, 9)	3-2 E7 1-3 2-H 1B	3-3 K2-3			2-2 6 G3 BB 1-2 1B	3-2 G3		1-2 BB 1B		5	0	3	2	0	1	2									
Pat Burrell, R OBP: 0.386, SLG: 0.503 (1, 7)	2-2 P3			0-0 G5-3		4-0 6 G3 BB 1-2 2-3		4-0 1B		2	0	0	0	3	0	2									
Ugueth Urbina, R (8, 1)										0	0	0	0	0	0	0									
Billy Wagner, L OBP: 0.500, SLG: 0.500 (9, 1)										0	0	0	0	0	0	0									
6 Ryan Howard, L OBP: 0.352, SLG: 0.473 (1, 3)	1-3 K			1-1 G3-1		0-1 G3		2-3 K		5	0	0	1	0	2	8									
David Bell, R OBP: 0.303, SLG: 0.355 (1, 5)																									
Mike Lieberthal, R OBP: 0.321, SLG: 0.397 (1, 2)																									
Cory Lidle, R OBP: 0.196, SLG: 0.178 (1, 1)																									
Robinson Tejeda, R OBP: 0.105, SLG: 0.211 (5, 1)																									
Tomas Perez, S OBP: 0.297, SLG: 0.299 (7, PH)																									
63 Ryan Madson, L OBP: 0.259, SLG: 0.292 (8, 7)																									
Inning Stats	R: 1 E: 1 K: 1 S: 14	H: 3 LOB: 2 BB: 0 P: 24	R: 3 E: 0 K: 1 S: 16	H: 4 LOB: 1 BB: 0 P: 21	R: 0 E: 0 K: 0 S: 6	H: 1 LOB: 1 BB: 0 P: 10	R: 0 E: 0 K: 1 S: 11	H: 0 LOB: 0 BB: 0 P: 15	R: 1 E: 0 K: 0 S: 10	H: 2 LOB: 3 BB: 2 P: 22	R: 1 E: 2 K: 1 S: 13	H: 1 LOB: 2 BB: 1 P: 27	R: 0 E: 0 K: 0 S: 7	H: 1 LOB: 0 BB: 0 P: 12	R: 1 E: 0 K: 1 S: 17	H: 2 LOB: 2 BB: 1 P: 27	R: 0 E: 0 K: 0 S: 7	H: 0 LOB: 0 BB: 0 P: 12	1B: 12 2B: 2 3B: 0 HR: 0	SF: 2 SAC: 0 DP: 1 HBP: 0	WP: 0 PB: 0 SB: 1 CS: 0	PA: 45			
PITCHER	IP	WLS	BF	H	R	ER	SO	BB	IBB	HBP	BLK	WP	HR	S	P	ERA	WHIP								
41 Brad Hennessey, R ERA: 5.35 (1, 1)	5.0	L	27	10	5	5	3	1	1	0	0	0	0	57	92	9.00	2.200								
Jason Christiansen, L ERA: 5.36 (6, 1)	1.0		6	1	1	0	1	0	1	0	0	0	0	13	27	0.00	1.000								
LaTroy Hawkins, R ERA: 3.68 (7, 1)	1.0		3	1	0	0	0	0	0	0	0	0	0	7	12	0.00	1.000								
Scott Eyre, L ERA: 2.89 (8, 1)	1.0		6	2	1	1	1	1	0	0	0	0	0	17	27	9.00	3.000								
Armando Benitez, R ERA: 5.25 (9, 1)	1.0		3	0	0	0	0	0	0	0	0	0	0	7	12	0.00	0.000								

Philadelphia Phillies @ San Francisco Giants
SBC Park, San Francisco, CA
Wed Aug 24 2005, 10:15 PM EDT
Att: 36,812 - Clear - 65 F

livebaseballscorecards.com

AB	39
R	7
H	14
RBI	6
BB	4
SO	5
LOB	21



Batter	1	2	3	4	5	6	7	8	9	AB	R	H	RBI	BB	SO	LOB
Craig Counsell, L (1, 4) OBP: 0.368, SLG: 0.388	4-2 BB	3-3 K		0-0 F8			3-2 F8			3	0	0	0	1	1	3
Royce Clayton, R (1, 6) OBP: 0.316, SLG: 0.361	2-3 K		1-0 G6-3			1-1 F8	2-2 G3			4	0	0	0	0	1	2
Luis Gonzalez, L (1, 7) OBP: 0.369, SLG: 0.459	1-1 P2		0-2 1B			3-2 L9	2-2 G6-3			4	0	1	0	0	0	2
Troy Glaus, R (1, 5) OBP: 0.360, SLG: 0.507	1-3 K		2-0 HR			2-0 F9				4	1	1	1	0	2	1
Chad Tracy, L (1, 9) OBP: 0.342, SLG: 0.516		0-2 1B	4-0 BB			0-1 F8				3	1	1	0	1	1	0
34 Conor Jackson, R (1, 3) OBP: 0.295, SLG: 0.368		4-1 1B	2-2 P4			4-1 BB				2	1	0	0	2	1	1
Luis Terrero, R (1, 8) OBP: 0.317, SLG: 0.381		2-2 K		3-2 P5		1-1 P5				4	0	0	0	0	1	3
Kelly Stinnett, R (1, 2) OBP: 0.366, SLG: 0.458		3-1 SH3		0-0 G5-3		1-3 K				4	0	1	1	0	1	1
Brad Halsey, L (1, 1) OBP: 0.173, SLG: 0.065		2-1 SH3		4-2 BB			2-2 G3			0	0	0	1	1	0	0
Brandon Lyon, R (7, 1)										0	0	0	0	0	0	0
Tim Worrell, R (7, 1)										0	0	0	0	0	0	0
Quinton McCracken, S (7, PH) OBP: 0.314, SLG: 0.296										1	0	1	0	0	0	0
Jason Bulger, R (8, 1)										0	0	0	0	0	0	0
Lance Cormier, R (8, 1) OBP: 0.200, SLG: 0.200										0	0	0	0	0	0	0
Alex Cintron, S (9, PH) OBP: 0.286, SLG: 0.377										1	0	0	0	0	0	0

Inning Stats	R: 0	H: 0	E: 0	K: 2	S: 11	H: 0	LOB: 1	BB: 1	P: 19	R: 2	H: 2	E: 0	K: 2	S: 16	H: 2	LOB: 1	BB: 1	P: 30	R: 1	H: 2	E: 0	K: 0	S: 9	H: 0	LOB: 1	BB: 1	P: 18	R: 0	H: 0	E: 0	K: 0	S: 10	H: 0	LOB: 1	BB: 1	P: 17	R: 0	H: 0	E: 0	K: 1	S: 8	H: 0	LOB: 1	BB: 1	P: 14	R: 0	H: 1	E: 0	K: 0	S: 15	H: 0	LOB: 1	BB: 0	P: 24	R: 0	H: 0	E: 0	K: 3	S: 10	H: 0	LOB: 0	BB: 0	P: 13	R: 0	H: 0	E: 0	K: 0	S: 9	H: 0	LOB: 0	BB: 0	P: 11	1B: 4	SF: 0	2B: 0	SAC: 1	3B: 0	DP: 0	HR: 1	HBP: 0	WP: 0	PA: 36
--------------	------	------	------	------	-------	------	--------	-------	-------	------	------	------	------	-------	------	--------	-------	-------	------	------	------	------	------	------	--------	-------	-------	------	------	------	------	-------	------	--------	-------	-------	------	------	------	------	------	------	--------	-------	-------	------	------	------	------	-------	------	--------	-------	-------	------	------	------	------	-------	------	--------	-------	-------	------	------	------	------	------	------	--------	-------	-------	-------	-------	-------	--------	-------	-------	-------	--------	-------	--------

PITCHER	IP	WLS	BF	H	R	ER	SO	BB	IBB	HBP	BLK	WP	HR	S	P	ERA	WHIP
39 Brett Myers, R (1, 1) ERA: 3.55	4.0		19	4	3	3	4	4	0	0	0	0	1	46	84	6.75	2.000
Aaron Fultz, L (5, 1) ERA: 2.34	2.0	W	7	0	0	0	1	1	0	0	0	0	0	14	26	0.00	0.500
63 Ryan Madson, R (7, 1) ERA: 3.28	1.0		4	1	0	0	0	0	0	0	0	0	0	15	24	0.00	1.000
Aquilino Lopez, R (8, 1) ERA: 1.5	2.0		6	0	0	0	3	0	0	0	0	0	0	19	24	0.00	0.000

BOTTOM

Philadelphia Phillies @ Arizona Diamondbacks
Bank One Ballpark, Phoenix, AZ
 Fri Aug 26 2005, 9:40 PM EDT
 Att: 22,397 - Roof Closed - 79 F

livebaseballscorecards.com

AB	30
R	3
H	5
RBI	3
BB	5
SO	8
LOB	13



Batter	1	2	3	4	5	6	7	8	9	AB R H RBI BB SO LOB	TOP									
11 Jimmy Rollins, S (1, 6) OBP: 0.305, SLG: 0.379	0-0 G1-4-3 1B		2-1 P6		1-3 K		4-1 BB		1-1 F8	4 0 1 0 1 1 1										
Kenny Lofton, L (1, 8) OBP: 0.372, SLG: 0.376	1-1 G1-4-3 1-2f		1-2 G6-3		0-0 L8		1-2 G4-3			4 0 0 0 0 0 4										
26 Chase Utley, L (1, 4) OBP: 0.376, SLG: 0.526	1-3 K		4-1 BB			2-1 G4-3		4-2 BB		2 0 0 0 2 1 0										
Bobby Abreu, L (1, 9) OBP: 0.407, SLG: 0.493		2-2 G3-1	3-2 G6-3			2-1 G4-3		2-1 F7		4 0 0 0 0 0 2										
Pat Burrell, R (1, 7) OBP: 0.384, SLG: 0.497		3-2 2B 1B		4-1 BB		1-1 L7		3-3 K		3 0 1 0 1 1 1										
6 Ryan Howard, L (1, 3) OBP: 0.358, SLG: 0.477		0-1 2B		2-3 K		0-0 1B BB		0-3 K		4 0 2 0 0 2 2										
David Bell, R (1, 5) OBP: 0.302, SLG: 0.353		3-2 K		0-0 L5		0-1 F8		4-0 BB		3 0 0 0 1 1 4										
Todd Pratt, R (1, 2) OBP: 0.336, SLG: 0.434		4-0 IBB		1-0 G5-3		0-0 1B BB		0-0 F9		3 0 1 0 1 0 2										
21 Jon Lieber, L (1, 1) OBP: 0.053, SLG: 0.071		3-2 G4-3			1-3 K		1-3 K		1-3 K	3 0 0 0 0 2 5										
Rheal Cormier, L (8, 1)										0 0 0 0 0 0 0										
Aquilino Lopez, R (8, 1)										0 0 0 0 0 0 0										
Endy Chavez, L (9, PH) OBP: 0.263, SLG: 0.315										1 0 0 0 0 1 1										
Inning Stats	R: 0 E: 0 K: 1 S: 6	H: 1 LOB: 0 BB: 0 P: 8	R: 0 E: 0 K: 1 S: 16	H: 2 LOB: 3 BB: 1 P: 31	R: 0 E: 0 K: 0 S: 9	H: 0 LOB: 1 BB: 1 P: 19	R: 0 E: 0 K: 1 S: 8	H: 0 LOB: 0 BB: 0 P: 10	R: 0 E: 0 K: 2 S: 6	H: 0 LOB: 0 BB: 0 P: 11	R: 0 E: 0 K: 1 S: 11	H: 2 LOB: 3 BB: 1 P: 17	R: 0 E: 0 K: 2 S: 14	H: 0 LOB: 1 BB: 1 P: 23	R: 0 E: 0 K: 1 S: 7	H: 0 LOB: 1 BB: 1 P: 13	1B: 4 2B: 1 3B: 0 HR: 0	SF: 0 SAC: 0 DP: 1 HBP: 0	WP: 0 PB: 0 SB: 1 CS: 0	PA: 37
PITCHER	IP WLS BF H R ER SO BB IBB HBP BLK WP HR S P ERA WHIP																			
17 Brandon Webb, R (1, 1) ERA: 3.73	7.0 W 29 5 0 0 6 3 1 0 0 0 0 64 111 0.00 1.143																			
Buddy Groom, L (8, 1) ERA: 5.56	0.1 H 2 0 0 0 0 1 0 0 0 0 0 4 10 0.00 3.000																			
Jose Valverde, R (8, 1) ERA: 2.92	1.2 S 6 0 0 0 3 1 0 0 0 0 0 17 26 0.00 0.600																			

Philadelphia Phillies @ Arizona Diamondbacks
Bank One Ballpark, Phoenix, AZ
Sat Aug 27 2005, 4:05 PM EDT
Att. 26,903 - Roof Closed - 80 F

livebaseballscorecards.com

AB	31
R	0
H	5
RBI	0
BB	6
SO	9
LOB	22



Batter	1	2	3	4	5	6	7	8	9
Craig Counsell, L (1, 4) OBP: 0.369, SLG: 0.389	1-1 F9			2-1 F9		1-0 1B 2B		4-2 SH3-4 BB	
Royce Clayton, R (1, 6) OBP: 0.316, SLG: 0.361	0-0 L4			0-1 G3		0-0 HBP 1B		0-0 SH3-4	
Luis Gonzalez, L (1, 7) OBP: 0.370, SLG: 0.457	2-1 G6-3			0-0 F8		1-1 HBP		4-1 FC5-4 BB	
Tony Clark, S (1, 3) OBP: 0.363, SLG: 0.645		0-2 K		0-2 F8		0-2 F7		2-3 K	
Troy Glas, R (1, 5) OBP: 0.357, SLG: 0.502		2-1 G4-3		0-0 G4-3		2-2 F9		1-0 FC5-4	
Chad Tracy, L (1, 9) OBP: 0.344, SLG: 0.519 Quinton McCracken, S (9, 9) OBP: 0.314, SLG: 0.286		3-2 G6-3		1-1 1B		0-0 WP HR 2B			
Luis Terrero, R (1, 8) OBP: 0.310, SLG: 0.372			1-3 K		0-0 F7		0-3 K		
19 Chris Snyder, R (1, 2) OBP: 0.287, SLG: 0.314 Alex Cintron, S (7, PH) OBP: 0.288, SLG: 0.391 Buddy Groom, L (8, 1) Jose Valverde, R (8, 1)			1-3 K			2-3 K		1-2 2-H HR	
17 Brandon Webb, R (1, 1) OBP: 0.080, SLG: 0.061 Kelly Stinnett, R (7, PH) OBP: 0.362, SLG: 0.452 (8, 2)			2-3 K			0-1 G6-3		1-0 F8	

Inning Stats	R: 0 E: 0 K: 0 S: 5	H: 0 LOB: 0 BB: 0 P: 8	R: 0 E: 0 K: 1 S: 9	H: 0 LOB: 0 BB: 0 P: 14	R: 0 E: 0 K: 3 S: 10	H: 0 LOB: 0 BB: 0 P: 14	R: 0 E: 0 K: 0 S: 5	H: 0 LOB: 0 BB: 0 P: 7	R: 0 E: 0 K: 0 S: 7	H: 1 LOB: 1 BB: 0 P: 8	R: 0 E: 0 K: 1 S: 11	H: 2 LOB: 3 BB: 0 P: 15	R: 2 E: 0 K: 1 S: 11	H: 2 LOB: 0 BB: 0 P: 15	R: 0 E: 0 K: 1 S: 8	H: 0 LOB: 2 BB: 2 P: 19
--------------	------------------------------	---------------------------------	------------------------------	----------------------------------	-------------------------------	----------------------------------	------------------------------	---------------------------------	------------------------------	---------------------------------	-------------------------------	----------------------------------	-------------------------------	----------------------------------	------------------------------	----------------------------------

PITCHER	IP	WLS	BF	H	R	ER	SO	BB	IBB	HBP	BLK	WP	HR	S	P	ERA	WHIP
21 Jon Lieber, R (1, 1) ERA: 4.81	7.1	L	29	5	2	2	6	1	0	1	0	1	1	61	88	2.46	0.818
Rheal Cormier, L (8, 1) ERA: 5.56	0.1		2	0	0	0	1	1	0	0	0	0	0	4	10	0.00	3.000
Aquilino Lopez, R (8, 1) ERA: 1.42	0.1		1	0	0	0	0	0	0	0	0	0	0	1	2	0.00	0.000

BOTTOM

Philadelphia Phillies @ Arizona Diamondbacks
Bank One Ballpark, Phoenix, AZ

Sat Aug 27 2005, 4:05 PM EDT
Att: 26,903 - Roof Closed - 80 F

AB	28
R	2
H	5
RBI	2
BB	2
SO	7
LOB	9

livebaseballscorecards.com



1B: 2	SF: 0	WP: 1	PA: 32
2B: 2	SAC: 1	PB: 0	
3B: 0	DP: 0	SB: 0	
HR: 1	HBP: 1	CS: 0	

Batter	1	2	3	4	5	6	7	8	9	AB R H RBI BB SO LOB	TOP												
11 Jimmy Rollins, S OBP: 0.306, SLG: 0.379 (1, 6)	0-0 P4	1-1 1B		2-1 F9			1-1 1B		2-3 K	5 0 2 0 0 1 0													
Kenny Lofton, L OBP: 0.372, SLG: 0.375 (1, 8)	0-2 F8	0-1 1B			2-0 F8		3-2 SF9		0-1 F9	3 0 1 0 0 0 0 1 0 0 1 0 0 0													
Jason Michaels, R OBP: 0.404, SLG: 0.412 (7, PH) (7, 8)		1-2 2-3 1B					3-H																
26 Chase Utley, L OBP: 0.374, SLG: 0.524 (1, 4)	2-0 E9	1-2 P2			3-2 G1-3		3-2 F8		0-2 F7	5 0 1 0 0 0 4													
Bobby Abreu, L OBP: 0.406, SLG: 0.490 (1, 9)	4-1 BB			2-2 G4-3		2-1 P5	1-3 K			3 0 0 0 1 1 1													
Pat Burrell, R OBP: 0.386, SLG: 0.511 (1, 7)	1-3 K			3-2 HR		4-2 G3-6-3 BB		3-2 HR		3 2 2 2 1 1 2													
6 Ryan Howard, L OBP: 0.360, SLG: 0.492 (1, 3)		0-0 HR		2-2 G4-3		1-2 F8		1-2 FC5-4 1B		4 1 2 1 0 0 1													
David Bell, R OBP: 0.299, SLG: 0.350 (1, 5)		1-0 P4		0-0 G1-3		3-2 G3-6-3 1-2f		3-1 F9		4 0 0 0 0 0 2													
Mike Lieberthal, R OBP: 0.328, SLG: 0.408 (1, 2)		2-3 K		1-1 G4-3			0-0 HR	1-2 FC5-4		4 1 1 1 0 1 1													
Vicente Padilla, R Ender Chavez, L Aaron Fultz, L Aquilino Lopez, R Tommy Pharis, S Rheal Cormier, L 58 Eude Brito, L Michael Tucker, L 63 Ryan Madson, L		4-0 1B 11 1B BB		1-0 P5			4-2 11 1B SF9 BB	3-3 K		0 0 0 0 0 1 0 0 0 1 0 1 0 0 0 1 0 1 0 0 0 0 0 0 1 1 0 0 0 0 0 0 0 0 0 0 0													
Inning Stats	R: 0 E: 1 K: 1 S: 10	H: 1 LOB: 2 BB: 1 P: 17	R: 1 E: 0 K: 1 S: 12	H: 3 LOB: 3 BB: 1 P: 21	R: 1 E: 0 K: 0 S: 11	H: 1 LOB: 0 BB: 0 P: 18	R: 0 E: 0 K: 0 S: 5	H: 0 LOB: 0 BB: 0 P: 9	R: 0 E: 0 K: 0 S: 6	H: 0 LOB: 0 BB: 0 P: 13	R: 0 E: 0 K: 0 S: 10	H: 0 LOB: 0 BB: 1 P: 18	R: 2 E: 0 K: 1 S: 16	H: 2 LOB: 1 BB: 1 P: 28	R: 1 E: 0 K: 1 S: 17	H: 2 LOB: 1 BB: 0 P: 28	R: 0 E: 0 K: 1 S: 8	H: 0 LOB: 0 BB: 0 P: 10	1B: 4 2B: 1 3B: 0 HR: 4	SF: 1 SAC: 0 DP: 1 HBP: 0	WP: 0 PA: 39 PB: 0 SB: 0 CS: 0		
PITCHER	IP WLS BF H R ER SO BB IBB HBP BLK WP HR S P ERA WHIP	IP WLS BF H R ER SO BB IBB HBP BLK WP HR S P ERA WHIP	IP WLS BF H R ER SO BB IBB HBP BLK WP HR S P ERA WHIP	IP WLS BF H R ER SO BB IBB HBP BLK WP HR S P ERA WHIP	IP WLS BF H R ER SO BB IBB HBP BLK WP HR S P ERA WHIP	IP WLS BF H R ER SO BB IBB HBP BLK WP HR S P ERA WHIP	IP WLS BF H R ER SO BB IBB HBP BLK WP HR S P ERA WHIP	IP WLS BF H R ER SO BB IBB HBP BLK WP HR S P ERA WHIP	IP WLS BF H R ER SO BB IBB HBP BLK WP HR S P ERA WHIP	IP WLS BF H R ER SO BB IBB HBP BLK WP HR S P ERA WHIP	IP WLS BF H R ER SO BB IBB HBP BLK WP HR S P ERA WHIP	IP WLS BF H R ER SO BB IBB HBP BLK WP HR S P ERA WHIP	IP WLS BF H R ER SO BB IBB HBP BLK WP HR S P ERA WHIP	IP WLS BF H R ER SO BB IBB HBP BLK WP HR S P ERA WHIP	IP WLS BF H R ER SO BB IBB HBP BLK WP HR S P ERA WHIP	IP WLS BF H R ER SO BB IBB HBP BLK WP HR S P ERA WHIP	IP WLS BF H R ER SO BB IBB HBP BLK WP HR S P ERA WHIP	IP WLS BF H R ER SO BB IBB HBP BLK WP HR S P ERA WHIP	IP WLS BF H R ER SO BB IBB HBP BLK WP HR S P ERA WHIP	IP WLS BF H R ER SO BB IBB HBP BLK WP HR S P ERA WHIP	IP WLS BF H R ER SO BB IBB HBP BLK WP HR S P ERA WHIP		
Claudio Vargas, R ERA: 5.05 (1, 1)	6.0 W	28 H	7 R	4 ER	4 SO	2 BB	4 IBB	0 HBP	0 BLK	0 WP	3 HR	59 S	106 P	6.00 ERA	1.833 WHIP								
Buddy Groom, L ERA: 5.4 (7, 1)	1.0 H	3 BF	0 H	0 R	0 ER	1 SO	0 BB	0 IBB	0 HBP	0 BLK	0 WP	0 HR	11 S	18 P	0.00 ERA	0.000 WHIP							
28 Brandon Medders, R (8, 1)	1.0	5 BF	2 H	1 R	1 ER	1 SO	0 BB	0 IBB	0 HBP	0 BLK	0 WP	1 HR	17 S	28 P	9.00 ERA	2.000 WHIP							
Tim Worrell, R ERA: 6.07 (9, 1)	1.0	3 BF	0 H	0 R	0 ER	1 SO	0 BB	0 IBB	0 HBP	0 BLK	0 WP	0 HR	8 S	10 P	0.00 ERA	0.000 WHIP							

Philadelphia Phillies @ Arizona Diamondbacks
Bank One Ballpark, Phoenix, AZ
Sun Aug 28 2005, 8:05 PM EDT
Att. 31,112 - Roof Closed - 79 F

livebaseballscorecards.com

AB	34
R	5
H	9
RBI	5
BB	4
SO	5
LOB	12



Batter	1	2	3	4	5	6	7	8	9	AB	R	H	RBI	BB	SO	LOB
Craig Counsell, L (1, 4) OBP: 0.365, SLG: 0.385	1-3 K	2-0 G3		0-1 G3		0-3 K	2-2 G1-3			5	0	0	0	0	2	6
Royce Clayton, R (1, 6) OBP: 0.315, SLG: 0.358	1-3 K		4-2 F7 HR BB	1-3 K			3-1 G5-3	0-0 G3-1		4	1	0	0	1	2	0
Luis Gonzalez, L (1, 7) OBP: 0.372, SLG: 0.455	0-2 G4-3		4-1 F7 HR BB		2-1 F8 HBP		4-0 E 1B HR BB	1-3 K		2	2	0	0	2	1	0
Tony Clark, S (1, 3) OBP: 0.364, SLG: 0.639		2-0 G3	3-2 F7	1-2 2-3	2-0 L8		1-1 E7 HR 1B	4-0 BB BB		4	1	1	0	1	0	3
Troy Glas, R (1, 5) OBP: 0.361, SLG: 0.512		1-1 1B 2B	4-2 HR BB		0-2 F8		2-2 1-H HR	4-1 BB		3	3	2	3	2	0	1
Shawn Green, L (1, 8) (7, 9) OBP: 0.359, SLG: 0.497		1-0 BB 1B 1B	2-0 HR		1-2 G6-3		1-0 2B 34 SF8 1B	1-3 K		5	3	3	4	0	1	3
Chad Tracy, L (1, 9) OBP: 0.344, SLG: 0.518		1-1 E BB 1B	0-0 F8		2-2 G4-3		2-2 2B			3	0	1	1	0	0	0
Luis Terrero, R (7, 8) OBP: 0.315, SLG: 0.385		1-2 2-H 1B	3-0 P6		3-2 E6 1B		4-0 BB			1	0	1	0	0	0	0
Kelly Stinnett, R (1, 2) OBP: 0.378, SLG: 0.453		4-2 E BB	3-0 P6		0-2 F9		0-1 SF8			2	0	1	0	2	0	0
Claudio Vargas, R (1, 1) OBP: 0.103, SLG: 0.103		0-1 E1		2-2 G4-3						3	0	0	1	0	0	3
Buddy Groom, L (7, 1)										0	0	0	0	0	0	0
34 Conor Jackson, R (7, PH) OBP: 0.289, SLG: 0.368										0	0	0	1	0	0	0
28 Brandon Medders, R (8, 1)										0	0	0	0	0	0	0
Tim Worrell, R (9, 1)										0	0	0	0	0	0	0

Inning Stats	R: 0	H: 0	E: 0	K: 2	S: 11	H: 0	LOB: 0	BB: 0	P: 13	R: 2	H: 3	E: 1	K: 0	S: 11	R: 4	H: 1	E: 0	K: 0	S: 12	R: 0	H: 0	E: 0	K: 1	S: 10	R: 0	H: 0	E: 0	K: 0	S: 8	R: 0	H: 1	E: 1	K: 1	S: 15	R: 4	H: 4	E: 1	K: 0	S: 18	R: 0	H: 0	E: 0	K: 2	S: 8	R: 0	H: 0	E: 0	K: 2	S: 8	1B: 5	SF: 1	2B: 2	SAC: 0	3B: 0	DP: 1	HR: 2	HBP: 1	WP: 0	PA: 42
--------------	------	------	------	------	-------	------	--------	-------	-------	------	------	------	------	-------	------	------	------	------	-------	------	------	------	------	-------	------	------	------	------	------	------	------	------	------	-------	------	------	------	------	-------	------	------	------	------	------	------	------	------	------	------	-------	-------	-------	--------	-------	-------	-------	--------	-------	--------


PITCHER	IP	WLS	BF	H	R	ER	SO	BB	IBB	HBP	BLK	WP	HR	S	P	ERA	WHIP
Vicente Padilla, R (1, 1) ERA: 4.67	3.0	L	17	4	6	6	2	4	0	0	0	0	0	34	67	18.00	2.667
Aaron Fultz, L (4, 1) ERA: 2.25	2.1		8	0	0	0	1	0	0	1	0	0	0	21	31	0.00	0.000
Aquilino Lopez, R (6, 1) ERA: 1.29	0.2		3	1	0	0	1	0	0	0	0	0	0	12	15	0.00	1.500
Rheal Cormier, L (7, 1) ERA: 6.34	0.1		6	4	4	4	0	1	0	0	0	0	1	12	25	108.00	15.000
58 Eude Brito, L (7, 1) ERA: 1.59	0.2		3	0	0	0	0	1	0	0	0	0	0	6	12	0.00	1.500

BOTTOM

Philadelphia Phillies @ Arizona Diamondbacks
Bank One Ballpark, Phoenix, AZ
 Sun Aug 28 2005, 8:05 PM EDT
 Att: 31,112 - Roof Closed - 79 F

livebaseballscorecards.com

AB	32
R	10
H	9
RBI	10
BB	8
SO	6
LOB	16



Batter	1	2	3	4	5	6	7	8	9	AB R H RBI BB SO LOB	TOP																
11 Jimmy Rollins, S (1, 6) OBP: 0.307, SLG: 0.378	2-2 F8	2-1 1B		1-1 B1-3		4-2 BB			1-3 K	4 0 1 1 1 1 2																	
Kenny Lofton, L (1, 8) OBP: 0.372, SLG: 0.390	3-1 HR	2-1 F7			1-0 2B	2-0 F8			2-2 G6-3	5 1 2 1 0 0 3																	
26 Chase Utley, L (1, 4) OBP: 0.375, SLG: 0.522	0-3 K			0-2 G3		0-1 1B		4-2 BB	3-2 F8	4 0 1 0 1 1 0																	
Bobby Abreu, L (1, 9) OBP: 0.405, SLG: 0.488	2-2 HR 1B			2-3 K		2-2 F7		1 SAFE 3-1 F7		4 1 1 0 0 1 2																	
Pat Burrell, R (1, 7) OBP: 0.387, SLG: 0.518	1-1 HR			1-3 K		1-1 1B		2-2 L8		4 1 2 2 0 1 1																	
6 Ryan Howard, L (1, 3) OBP: 0.358, SLG: 0.488	2-3 K			1-2 G4-1 1B		1-3 K		0-3 K		4 0 1 0 0 3 3																	
David Bell, R (1, 5) OBP: 0.299, SLG: 0.349		0-2 G6-3		1-0 G4-1 1B		1-2 G5-3			2-3 K	4 0 1 0 0 1 0																	
Mike Lieberthal, R (1, 2) OBP: 0.330, SLG: 0.409		0-0 SH1-4 1B		0-2 G4-1 1B		0-1 SH3-4 1B			0-1 F7	4 1 2 0 0 0 2																	
Robinson Tejeda, R (1, 1) OBP: 0.100, SLG: 0.200		0-0 SH1-4		0-3 K		2-2 SH3-4			0-1 G3	1 0 0 0 0 1 2																	
63 Ryan Madson, L (7, 1)										0 0 0 0 0 0 0																	
Endy Chavez, L (8, PH) OBP: 0.259, SLG: 0.309										1 0 0 0 0 0 0																	
Ugueth Urbina, R (8, 1)										0 0 0 0 0 0 0																	
Inning Stats	R: 3 E: 0 K: 2 S: 26	H: 3 LOB: 0 BB: 0 P: 36	R: 1 E: 0 K: 0 S: 9	H: 2 LOB: 1 BB: 0 P: 13	R: 0 E: 0 K: 2 S: 9	H: 0 LOB: 0 BB: 0 P: 12	R: 0 E: 0 K: 1 S: 12	H: 2 LOB: 2 BB: 0 P: 15	R: 0 E: 0 K: 1 S: 11	H: 3 LOB: 2 BB: 0 P: 16	R: 0 E: 0 K: 0 S: 12	H: 1 LOB: 2 BB: 1 P: 21	R: 0 E: 0 K: 1 S: 11	H: 0 LOB: 1 BB: 1 P: 20	R: 0 E: 0 K: 1 S: 9	H: 0 LOB: 0 BB: 0 P: 11	R: 0 E: 0 K: 1 S: 10	H: 0 LOB: 0 BB: 0 P: 16	1B: 8 2B: 1 3B: 0 HR: 2	SF: 0 SAC: 2 DP: 0 HBP: 0	WP: 0 PB: 0 SB: 1 CS: 0	PA: 39					
PITCHER	IP WLS BF H R ER SO BB IBB HBP BLK WP HR S P ERA WHIP																										
Jae Weong Seo, R (1, 1) ERA: 1.86	5.0		24	10	4	4	6	0	0	0	0	0	2	67	92	7.20	2.000										
Aaron Heilman, R (6, 1) ERA: 3.71	2.0		9	1	0	0	1	2	0	0	0	0	0	23	41	0.00	1.500										
Juan Padilla, R (8, 1) ERA: 1.96	1.0	W	3	0	0	0	1	0	0	0	0	0	0	9	11	0.00	0.000										
Braden Loper, R (9, 1) ERA: 3.23	1.0	S	3	0	0	0	1	0	0	0	0	0	0	10	16	0.00	0.000										

Philadelphia Phillies @ New York Mets
Shea Stadium, Flushing, NY
Tue Aug 30 2005, 7:10 PM EDT
Att. 36,505 - Cloudy - 82 F

livebaseballscorecards.com

AB	35
R	4
H	11
RBI	4
BB	2
SO	9
LOB	15



BOTTOM

Philadelphia Phillies @ New York Mets
Shea Stadium, Flushing, NY
Tue Aug 30 2005, 7:10 PM EDT
Att. 36,505 - Cloudy - 82 F

livebaseballscorecards.com

AB 33
R 6
H 10
RBI 5
BB 4
SO 4
LOB 15



WP: 1 PA: 38
PB: 0
SB: 2
CS: 0

AB R H RBI BB SO LOB

5 1 2 0 0 0 1

4 0 0 0 0 0 2

3 1 3 2 1 0 0

4 0 0 0 0 1 4

3 1 1 0 1 1 1

3 0 0 0 1 1 2

0 0 0 0 0 0 0

3 1 2 0 1 0 1

4 2 2 3 0 1 2

1 0 0 0 0 0 1
1 0 0 0 0 0 0
0 0 0 0 0 0 0
1 0 0 0 0 0 1
0 0 0 0 0 0 0
1 0 0 0 0 0 0
0 0 0 0 0 0 0

1B: 5 SF: 0
2B: 2 SAC: 0
3B: 1 DP: 2
HR: 2 HBP: 1

Batter	1	2	3	4	5	6	7	8	9
7 José Reyes, S OBP: 0.301, SLG: 0.391 (1, 6)	2-2 G6-3		1-0 F7		3-2 G1-3 1B		1-2 F7	0-2 2B	
Miguel Cairo, R OBP: 0.295, SLG: 0.332 (1, 4)	2-2 G4-3		1-2 G4-3		1-1 G1-3		2-2 WP 15 BB HBP	1-1 F8	
15 Carlos Beltrán, S OBP: 0.330, SLG: 0.426 (1, 8)	1-2 HR		2-2 1B		3-2 2-H 1B		4-0 WP BB		
Cliff Floyd, L OBP: 0.361, SLG: 0.512 (1, 7)	1-0 E5		2-1 F7		0-0 F8		3-2 K		
5 David Wright, R OBP: 0.395, SLG: 0.531 (1, 5)	1-2 F8		1-0 G4-6-3 1B		1-3 K		4-1 11 HR BB		
Mike Jacobs, L OBP: 0.438, SLG: 0.808 (1, 3)		1-2 F9	1-1 G4-6-3		4-0 G6-4-3 BB		1-3 K		
Chris Woodward, R OBP: 0.345, SLG: 0.415 (9, 3)			1-2f				1-2		
Victor Diaz, R OBP: 0.355, SLG: 0.516 (1, 9)		0-1 1B	2-2 3B		1-1 G6-4-3		4-2 11 HR BB		
11 Ramon Castro, R OBP: 0.333, SLG: 0.466 (1, 2)		1-3 K	3-2 P6		1-2f		0-0 F9 WP 2B	1-0 1-H 2-H HR	
Jae Weong Seo, R OBP: 0.260, SLG: 0.167 (5, PH)		0-1 G1-3			2-1 F8		3-2 F9	3-2 F7	
Kazuo Matsui, S OBP: 0.281, SLG: 0.310 (6, 1)									
Aaron Heilman, R OBP: 0.322, SLG: 0.354 (7, PH)									
Marlon Anderson, L OBP: 0.296, SLG: 0.337 (8, PH)									
Juan Padilla, R OBP: 0.296, SLG: 0.337 (8, PH)									
Jose Offerman, S OBP: 0.296, SLG: 0.337 (8, PH)									
Braden Looper, R OBP: 0.296, SLG: 0.337 (9, 1)									

Inning Stats	R: 1	H: 1	E: 1	LOB: 1	K: 0	BB: 0	S: 14	R: 0	H: 1	E: 0	LOB: 1	K: 1	BB: 0	S: 11	R: 0	H: 1	E: 0	LOB: 1	K: 0	BB: 0	S: 10	R: 1	H: 2	E: 0	LOB: 1	K: 0	BB: 0	S: 12	R: 0	H: 0	E: 0	LOB: 0	K: 1	BB: 1	S: 5	R: 1	H: 1	E: 0	LOB: 2	K: 1	BB: 1	S: 14	R: 3	H: 2	E: 0	LOB: 1	K: 1	BB: 2	S: 18
--------------	------	------	------	--------	------	-------	-------	------	------	------	--------	------	-------	-------	------	------	------	--------	------	-------	-------	------	------	------	--------	------	-------	-------	------	------	------	--------	------	-------	------	------	------	------	--------	------	-------	-------	------	------	------	--------	------	-------	-------

PITCHER	IP	WLS	BF	H	R	ER	SO	BB	IBB	HBP	BLK	WP	HR	S	P	ERA	WHIP
Robinson Tejeda, R ERA: 3.19 (1, 1)	6.0		25	7	2	2	2	1	0	0	0	0	1	63	100	3.00	1.333
63 Ryan Madson, R ERA: 3.31 (7, 1)	1.0	H	6	1	1	1	1	1	0	1	0	1	0	14	27	9.00	2.000
Ugueth Urbina, R ERA: 3.82 (8, 1)	1.0	L	7	2	3	3	1	2	0	0	0	0	1	18	32	27.00	4.000

ERA WHIP

WP: 1 PA: 38
PB: 0
SB: 2
CS: 0

Batter	1	2	3	4	5	6	7	8	9	AB R H RBI BB SO LOB	TOP									
11 Jimmy Rollins, S OBP: 0.307, SLG: 0.379 (1, 6)	1-0 G5-3	1-1 G6-3			1-0 F9			1-1 P2	1-1 1B	5 0 1 0 0 0 0										
Jason Michaels, R OBP: 0.404, SLG: 0.413 (1, 8) (9, 7)	1-1 G1-3 1B 2B		2-1 F9		3-2 G4-3			4-0 1B BB	1-2 G5-3	4 1 1 0 1 0 2										
Bobby Abreu, L OBP: 0.411, SLG: 0.494 (1, 9)	4-0 G1-3 1B BB		0-1 G3			2-1 26 CS 1B		1-0 1B		3 1 2 0 1 0 0										
Pat Burrell, R OBP: 0.384, SLG: 0.511 Endy Chavez, L OBP: 0.259, SLG: 0.309 (1, 7) (9, 8)	0-1 G1-3		4-1 BB			0-1 L7		2-3 K		3 0 0 0 1 1 5 0 0 0 0 0 0 0										
26 Chase Utley, L OBP: 0.374, SLG: 0.531 (1, 4)	4-2 1B BB		3-1 F8			3-3 K		2-1 G4-3		3 0 0 0 1 1 4										
David Bell, R OBP: 0.296, SLG: 0.345 (1, 5)	0-2 1B			2-2 L5			2-2 F9		0-2 L3	4 0 1 2 0 0 0										
6 Ryan Howard, L OBP: 0.353, SLG: 0.505 (1, 3)	1-3 K			3-2 K			3-2 L9		2-0 HR	4 1 1 1 0 2 2										
Todd Pratt, R OBP: 0.333, SLG: 0.424 (1, 2)		2-2 G6-3		2-1 F9			4-1 BB		3-2 G5-3	3 0 0 0 1 0 0										
21 Jon Lieber, L OBP: 0.050, SLG: 0.068 Ugueth Urbina, R Michael Tucker, L OBP: 0.318, SLG: 0.373 Billy Wagner, L OBP: 0.500, SLG: 0.500 (1, 1) (8, 1) (9, PH) (9, 1)		0-3 K		2-3 K			3-3 K		0-0 1B 1B	3 0 0 0 0 3 1 0 0 0 0 0 0 0 1 0 1 0 0 0 0 0 0 0 0 0 0 0										
Inning Stats	R: 2 E: 0 K: 1 S: 15	H: 2 LOB: 2 BB: 2 P: 26	R: 0 E: 0 K: 1 S: 11	H: 0 LOB: 0 BB: 0 P: 14	R: 0 E: 0 K: 0 S: 7	H: 0 LOB: 1 BB: 1 P: 16	R: 0 E: 0 K: 1 S: 9	H: 0 LOB: 0 BB: 0 P: 16	R: 0 E: 0 K: 1 S: 9	H: 1 LOB: 0 BB: 0 P: 14	R: 0 E: 0 K: 1 S: 10	H: 0 LOB: 1 BB: 1 P: 22	R: 0 E: 0 K: 1 S: 8	H: 1 LOB: 2 BB: 1 P: 18	R: 1 E: 0 K: 0 S: 15	H: 3 LOB: 2 BB: 0 P: 22	1B: 5 2B: 1 3B: 0 HR: 1	SF: 0 SAC: 0 DP: 0 HBP: 0	WP: 0 PB: 0 SB: 0 CS: 1	PA: 38
PITCHER	IP WLS BF H R ER SO BB IBB HBP BLK WP HR S P ERA WHIP																			
Tom Glavine, L ERA: 4.0 (1, 1)	7.0 L 27 3 2 2 6 4 0 0 0 0 0 0 74 127 2.57 1.000																			
Roberto Hernandez, R ERA: 2.67 (8, 1)	1.0 5 1 0 0 1 1 0 0 0 0 0 0 8 18 0.00 2.000																			
Braden Loooper, R ERA: 3.33 (9, 1)	1.0 6 3 1 1 0 0 0 0 0 0 0 1 15 22 9.00 3.000																			

Philadelphia Phillies @ New York Mets
Shea Stadium, Flushing, NY
Thu Sep 01 2005, 1:10 PM EDT
Att. 38,316 - Sunny - 80 F

livebaseballscorecards.com

AB	33
R	3
H	7
RBI	3
BB	5
SO	7
LOB	14



BOTTOM

Philadelphia Phillies @ New York Mets
Shea Stadium, Flushing, NY
Thu Sep 01 2005, 1:10 PM EDT
Att. 38,316 - Sunny - 80 F

livebaseballscorecards.com

AB	31
R	1
H	4
RBI	1
BB	1
SO	10
LOB	8



WP:	0	PA:	32
PB:	0	SB:	1
CS:	0		

AB R H RBI BB SO LOB

4	1	2	0	0	0	0
3	0	0	1	1	0	1
4	0	0	0	0	1	1
4	0	1	0	0	0	1
4	0	1	0	0	2	2
3	0	0	0	0	1	2
3	0	0	0	0	2	1
2	0	0	0	0	2	0
1	0	0	0	0	1	0
0	0	0	0	0	0	0
2	0	0	0	0	0	0
0	0	0	0	0	0	0
1	0	0	0	0	1	0
0	0	0	0	0	0	0

Batter	1	2	3	4	5	6	7	8	9
7 José Reyes, S OBP: 0.302, SLG: 0.395 (1, 6)	0-1 G5-3 1B		0-0 E8 1B			0-1 G4-3 3B		3-2 F8	
Kazuo Matsui, S OBP: 0.280, SLG: 0.306 (1, 4)	0-0 F8		3-1 P6			0-1 G4-3		4-2 FC4-6 BB	
15 Carlos Beltrán, S OBP: 0.327, SLG: 0.421 (1, 8)	3-2 F7				0-1 G4-3	1-0 F8		1-3 K	
Cliff Floyd, L OBP: 0.359, SLG: 0.508 (1, 7)					2-2 G4-3	0-0 F7		0-0 FC4-6 1-2f	
5 David Wright, R OBP: 0.394, SLG: 0.527 (1, 5)		3-3 SAFE K 1-2			2-2 1B			0-3 K	
Mike Jacobs, L OBP: 0.395, SLG: 0.719 (1, 3)		3-2 P6			1-0 SAFE G1-3		0-2 K		
Victor Diaz, R OBP: 0.348, SLG: 0.500 (1, 9)		0-1 G5-3				3-3 K		2-3 K	
Mike DiFelice, R OBP: 0.167, SLG: 0.063 (1, 2)			0-3 K			3-3 K		0-3 K	
Marlon Anderson, L OBP: 0.319, SLG: 0.351 (8, PH)									
11 Ramon Castro, R OBP: 0.337, SLG: 0.487 (9, 2)									
Tom Glavine, L OBP: 0.173, SLG: 0.140 (1, 1)			0-0 G1-3			2-1 G6-3		3-3 K	
Roberto Hernandez, R (8, 1)									
Jose Offerman, S OBP: 0.290, SLG: 0.330 (8, PH)									
Braden Loper, R (9, 1)									

Inning Stats	R: 0	H: 0	E: 0	K: 0	S: 7	R: 0	H: 1	E: 0	K: 1	S: 10	R: 0	H: 1	E: 1	K: 1	S: 7	R: 0	H: 1	E: 0	K: 0	S: 11	R: 0	H: 0	E: 0	K: 2	S: 11	R: 1	H: 1	E: 0	K: 0	S: 6	R: 0	H: 0	E: 0	K: 2	S: 16	R: 0	H: 0	E: 0	K: 2	S: 9	R: 0	H: 0	E: 0	K: 2	S: 10	1B: 3	2B: 0	3B: 1	HR: 0	SF: 0	SAC: 0	DP: 0	HBP: 0
--------------	------	------	------	------	------	------	------	------	------	-------	------	------	------	------	------	------	------	------	------	-------	------	------	------	------	-------	------	------	------	------	------	------	------	------	------	-------	------	------	------	------	------	------	------	------	------	-------	-------	-------	-------	-------	-------	--------	-------	--------

PITCHER	IP	WLS	BF	H	R	ER	SO	BB	IBB	HBP	BLK	WP	HR	S	P	ERA	WHIP
21 Jon Lieber, R ERA: 4.67 (1, 1)	7.0	W	25	4	1	1	6	0	0	0	0	0	0	68	98	1.29	0.571
Ugueth Urbina, R ERA: 3.7 (8, 1)	1.0	H	3	0	0	0	2	0	0	0	0	0	0	9	15	0.00	0.000
Billy Wagner, L ERA: 1.6 (9, 1)	1.0	S	4	0	0	0	2	1	0	0	0	0	0	10	15	0.00	1.000

Batter	1	2	3	4	5	6	7	8	9	AB R H RBI BB SO LOB	TOP		
11 Jimmy Rollins, S OBP: 0.306, SLG: 0.377 (1, 6)	1-1 G5-3		L4		1-2 G5-4-3			0-1 G4-3 1B		5 0 1 0 0 0 3			
Jason Michaels, R OBP: 0.407, SLG: 0.425 (1, 8) (9, 7)	0-1 1B 2B		1-2 1B HR 1B	1-0 1B 2B		0-1 G6-3		1-0 G4-3 1-2		5 3 3 0 0 0 1			
Bobby Abreu, L OBP: 0.412, SLG: 0.494 (1, 9)	0-2 S BB 1B 2-H		2-3 K 1 SAFE	2-0 26 G3 1B		4-1 K BB		2-0 G6-3		4 0 2 2 1 1 2			
Pat Burrell, R OBP: 0.386, SLG: 0.511 (1, 7) Endy Chavez, L OBP: 0.259, SLG: 0.309 (9, PR) (9, 8)	4-2 FC6-4 1-2 BB		3-2 26 BB HR 1B 1-3	1-3 K 1		2-3 K 1-2		0-1 1B		4 1 2 0 1 2 2 0 0 0 0 0 0 0			
26 Chase Utley, L OBP: 0.372, SLG: 0.526 (1, 4)	3-3 K		4-2 HR BB 1-2	1-2 G3		1-0 F8		2-3 K		4 1 0 0 1 2 4			
David Bell, R OBP: 0.299, SLG: 0.353 (1, 5)	1-1 FC6-4 1-2 2-3		1-0 HR 1-H 2-H 3-H	4-0 IBB		0-0 6 WP 1B		1-3 K		4 1 2 4 1 1 3			
6 Ryan Howard, L OBP: 0.351, SLG: 0.500 (1, 3) Aquilino Lopez, R (7, 1) Michael Tucker, L (9, PH) Geoff Geary, R (9, 1) OBP: 0.200, SLG: 0.200			1-3 K	2-1 2B 1B	2-2 F7		3-3 K	1-2 K		4 1 1 0 0 2 3 0 0 0 0 0 0 0 1 0 0 0 0 1 1 0 0 0 0 0 0 0			
Mike Lieberthal, R OBP: 0.333, SLG: 0.422 (1, 2)			1-1 P3	0-1 1-H 2B		0-0 G3		3-1 G4-3		4 0 1 1 0 0 1			
Vicente Padilla, R OBP: 0.263, SLG: 0.265 (1, 1) Ramon Martinez, R (7, 3) OBP: 0.296, SLG: 0.303			1-3 K	4-0 BB		4-2 11 G5-4-3 BB		0-1 F8		1 0 0 0 2 1 0 1 0 0 0 0 0 0			
Inning Stats	R: 1 H: 2 E: 0 LOB: 2 K: 1 BB: 1 S: 16 P: 25	R: 0 H: 0 E: 0 LOB: 0 K: 2 BB: 0 S: 8 P: 11	R: 5 H: 5 E: 0 LOB: 2 K: 1 BB: 2 S: 23 P: 41	R: 1 H: 2 E: 0 LOB: 2 K: 1 BB: 1 S: 12 P: 23	R: 0 H: 0 E: 0 LOB: 0 K: 0 BB: 1 S: 6 P: 11	R: 0 H: 0 E: 0 LOB: 0 K: 1 BB: 1 S: 8 P: 14	R: 0 H: 1 E: 0 LOB: 1 K: 1 BB: 0 S: 7 P: 14	R: 0 H: 1 E: 0 LOB: 1 K: 0 BB: 0 S: 6 P: 9	R: 0 H: 1 E: 0 LOB: 1 K: 3 BB: 0 S: 12 P: 18	1B: 8 SF: 0 2B: 3 SAC: 0 3B: 0 DP: 1 HR: 1 HBP: 0	WP: 1 PA: 43 PB: 0 SB: 1 CS: 0		
PITCHER	IP WLS BF H R ER SO BB IBB HBP BLK WP HR S P ERA WHIP											PITCHER	IP WLS BF H R ER SO BB IBB HBP BLK WP HR S P ERA WHIP
John Halama, L (1, 1) ERA: 5.8	3.0 L 19 7 6 6 4 3 0 0 0 0 0 1 47 77 18.00 3.333												
Mike Stanton, L (4, 1) ERA: 5.35	3.0 12 2 1 1 2 2 1 0 0 0 0 0 26 48 3.00 1.333												
Joey Eischen, L (7, 1) ERA: 3.29	2.0 8 2 0 0 1 0 0 0 0 0 1 0 13 23 0.00 1.000												
Hector Carrasco, R (9, 1) ERA: 2.05	1.0 4 1 0 0 3 0 0 0 0 0 0 0 12 18 0.00 1.000												

Philadelphia Phillies @ Washington Nationals
 Robert F. Kennedy Memorial Stadium, Washington, DC
 Fri Sep 02 2005, 7:05 PM EDT
 Att: 28,939 - Partly Cloudy - 84 F

AB	37
R	7
H	12
RBI	7
BB	6
SO	10
LOB	20



Batter	1	2	3	4	5	6	7	8	9	10	11	12	AB R H RBI BB SO LOB
Brad Wilkerson, L OBP: 0.353, SLG: 0.413 (1, 9) (8, 3)	0-1 G3	1-0 HBP		2-2 G3-1			1-3 K		0-1 G3 PB 1B		3-2 G4-3		5 0 1 0 0 1 1
Deivi Cruz, R OBP: 0.298, SLG: 0.388 (1, 6) (8, 3)	1-0 2B	0-0 F9			1-1 G6-3		1-0 G3-1		4-0 G3 BB		0-1 G1-3		5 1 1 0 1 0 2
24 Nick Johnson, L OBP: 0.403, SLG: 0.468 Rick Short, R OBP: 0.400, SLG: 0.250 Jose Guillen, R OBP: 0.354, SLG: 0.517 (1, 3) (4, 3) (8, 9)	4-1 2B	2-2 G1-3			3-1 P3			2-2 G3-1	2-0 G3		4-1 PB BB		1 0 0 0 1 0 2 1 0 0 0 0 0 0 2 1 0 0 1 0 2
Preston Wilson, R OBP: 0.327, SLG: 0.472 (1, 8)	2-2 1B				1-1 G4-3			1-0 G5-3	2-2 K		1-2 HBP 1B		6 1 2 2 0 1 2
Vinny Castilla, R OBP: 0.318, SLG: 0.392 (1, 5)	0-1 1B			0-1 G1-3		2-2 G4-3		2-2 E3 1B		0-0 G4-3			5 1 1 0 0 0 0
Marlon Byrd, R OBP: 0.313, SLG: 0.341 (1, 7)	3-2 1B			2-3 K		4-2 FC1-6-4 BB		0-1 1B		2-3 K			4 1 2 2 1 2 0
Gary Bennett, R OBP: 0.300, SLG: 0.299 (1, 2)	1-0 L7				2-3 K		1-2 FC1-6-4	0-1 FC4 1B		3-1 G3-1			5 0 1 1 0 1 3
Jamey Carroll, R OBP: 0.328, SLG: 0.265 (1, 4)					1-2 F7		0-0 F9	0-0 FC4			0-1 G6-3		5 0 0 0 0 0 2
22 John Patterson, R Joey Eschert, L 32 Chad Cordeiro, R Brandon Watson, L Gary Majewski, R Tony Blanco, R Hector Carrasco, R (1, 1) (8, 1) (8, 1) (9, PH) (10, 1) (11, PH) (12, 1)		1-1 HBP 1B			3-2 2B		0-1 G6-3		2-3 K		1-0 P5		3 0 2 0 0 0 0 0 0 0 0 0 0 0 0 0 0 0 0 0 0 1 0 0 0 0 1 0 0 0 0 0 0 0 0 1 0 0 0 0 0 0 0 0 0 0 0 0 0

Inning Stats	R: 2 E: 0 K: 0 S: 16	H: 4 LOB: 2 BB: 1 P: 27	R: 0 E: 0 K: 0 S: 9	H: 1 LOB: 2 BB: 0 P: 13	R: 0 E: 0 K: 1 S: 8	H: 0 LOB: 0 BB: 0 P: 10	R: 0 E: 0 K: 1 S: 12	H: 1 LOB: 1 BB: 0 P: 20	R: 0 E: 0 K: 0 S: 6	H: 0 LOB: 1 BB: 1 P: 16	R: 0 E: 0 K: 1 S: 6	H: 0 LOB: 0 BB: 0 P: 8	R: 2 E: 1 K: 0 S: 12	H: 2 LOB: 1 BB: 0 P: 17	R: 0 E: 0 K: 2 S: 10	H: 1 LOB: 2 BB: 1 P: 20	R: 0 E: 0 K: 1 S: 6	H: 0 LOB: 0 BB: 0 P: 11	R: 1 E: 0 K: 0 S: 6	H: 1 LOB: 1 BB: 1 P: 11	1B: 7 2B: 3 3B: 0 HR: 0	SF: 0 DP: 0 HBP: 1	WP: 0 PB: 2 SB: 0 CS: 0	PA: 49
--------------	-------------------------------	----------------------------------	------------------------------	----------------------------------	------------------------------	----------------------------------	-------------------------------	----------------------------------	------------------------------	----------------------------------	------------------------------	---------------------------------	-------------------------------	----------------------------------	-------------------------------	----------------------------------	------------------------------	----------------------------------	------------------------------	----------------------------------	----------------------------------	--------------------------	----------------------------------	--------


PITCHER	IP	WLS	BF	H	R	ER	SO	BB	IBB	HBP	BLK	WP	HR	S	P	ERA	WHIP
58 Eude Brito, L ERA: 2.79	4.0		19	6	2	2	2	1	0	1	0	0	0	45	70	4.50	1.750
Geoff Geary, R ERA: 3.8	3.0		10	0	0	0	1	1	0	0	0	0	0	21	35	0.00	0.333
63 Ryan Madson, R ERA: 3.27	1.0		6	2	2	0	0	0	0	0	0	0	0	12	17	0.00	2.000
Ugueth Urbina, R ERA: 3.65	1.0		5	1	0	0	2	1	0	0	0	0	0	10	20	0.00	2.000
Aaron Fultz, L ERA: 2.18	2.0		6	0	0	0	1	0	0	0	0	0	0	12	21	0.00	0.000

Philadelphia Phillies @ Washington Nationals
Robert F. Kennedy Memorial Stadium, Washington, DC

Sat Sep 03 2005, 7:05 PM EDT
Att. 30,561 - Partly Cloudy - 79 F

livebaseballscorecards.com

AB	44
R	5
H	10
RBI	5
BB	4
SO	6
LOB	14



Batter	1	2	3	4	5	6	7	8	9	AB R H RBI BB SO LOB	TOP											
11 Jimmy Rollins, S (1, 6) OBP: 0.306, SLG: 0.376	4-2 26 G5-3 BB	1-0 FC6-4			0-1 F9			1-1 1B 2B		3 1 1 0 1 0 2												
Jason Michaels, R (1, 8) OBP: 0.404, SLG: 0.420	0-3 K		0-2 G3			0-1 F9		0-1 1B		4 0 1 1 0 1 1												
26 Chase Utley, L (1, 4) OBP: 0.369, SLG: 0.519	1 SAFE 1 SAFE G5-3	0-1 1-2 G5-3	2-1 F7			2-2 2B		1-1 F7		4 0 1 0 0 0 2												
Bobby Abreu, L (1, 9) OBP: 0.409, SLG: 0.486	4-1 FC6-4 BB		1-3 K			1-3 K		0-1 F8		3 0 0 0 1 2 2												
Pat Burrell, R (1, 7) OBP: 0.386, SLG: 0.514	1-2 FC6-4			3-3 K		4-2 BB		3-3 K		3 0 0 0 1 2 3												
6 Ryan Howard, L (1, 3) OBP: 0.351, SLG: 0.505		4-1 1B BB		1-3 K		3-3 K			0-3 K	3 0 0 0 1 3 2												
David Bell, R (1, 5) OBP: 0.300, SLG: 0.360		1-2 K		0-2 G5-3			1-2 G1-3		4-1 FC3-6 BB	3 0 0 0 1 1 1	AB 31 R 1 H 4 RBI 1 BB 5 SO 12 LOB 17											
Mike Lieberthal, R (1, 2) OBP: 0.332, SLG: 0.420		0-2 11 FC6-4 1B			0-3 K		1-0 P4		1-1 F7	4 0 1 0 0 1 1												
Gavin Floyd, R (1, 1) OBP: 0.125, SLG: 0.125		0-3 K			2-1 G6-3		0-3 K		0-0 FC3-6	2 0 0 0 0 1 2												
Endy Chavez, L (7, PH) OBP: 0.263, SLG: 0.306										1 0 0 0 0 1 0												
Aaron Fultz, L (7, 1) OBP: 0.333, SLG: 0.333										0 0 0 0 0 0 0												
Pedro Liriano, R (7, 1)										0 0 0 0 0 0 0												
Michael Tucker, L (9, PH) OBP: 0.318, SLG: 0.370										1 0 0 0 0 0 1												
Inning Stats	R: 0 E: 0 K: 1 S: 11	H: 0 LOB: 2 BB: 2 P: 20	R: 0 E: 0 K: 2 S: 12	H: 1 LOB: 2 BB: 1 P: 18	R: 0 E: 0 K: 1 S: 9	H: 0 LOB: 0 BB: 0 P: 12	R: 0 E: 0 K: 2 S: 9	H: 0 LOB: 0 BB: 0 P: 13	R: 0 E: 0 K: 1 S: 10	H: 0 LOB: 0 BB: 0 P: 12	R: 0 E: 0 K: 1 S: 18	H: 1 LOB: 2 BB: 1 P: 28	R: 0 E: 0 K: 1 S: 7	H: 0 LOB: 0 BB: 0 P: 9	R: 1 E: 0 K: 1 S: 11	H: 2 LOB: 1 BB: 0 P: 16	R: 0 E: 0 K: 1 S: 7	H: 0 LOB: 1 BB: 1 P: 12	1B: 2 2B: 2 3B: 0 HR: 0	SF: 0 SAC: 0 DP: 0 HBP: 0	WP: 0 PB: 0 SB: 0 CS: 0	PA: 36
PITCHER	IP WLS BF H R ER SO BB IBB HBP BLK WP HR S P ERA WHIP																				PITCHER	IP WLS BF H R ER SO BB IBB HBP BLK WP HR S P ERA WHIP
Esteban Loaiza, R (1, 1) ERA: 3.62	8.0 W 32 4 1 1 11 4 0 0 0 0 0 87 128 1.12 1.000																					
Joey Eischen, L (9, 1) ERA: 3.21	0.1 1 0 0 0 1 0 0 0 0 0 0 3 3 0.00 0.000																					
57 Jason Bergmann, R (9, 1) ERA:	0.2 3 0 0 0 0 0 1 0 0 0 0 4 9 0.00 1.500																					

Philadelphia Phillies @ Washington Nationals
 Robert F. Kennedy Memorial Stadium, Washington, DC
 Sun Sep 04 2005, 1:05 PM EDT
 Att. 32,251 - Partly Cloudy - 82 F

livebaseballscorecards.com



Batter	1	2	3	4	5	6	7	8	9	AB R H RBI BB SO LOB	TOP											
Willy Taveras, R (1, 8) OBP: 0.324, SLG: 0.342	0-2 E5 1B	3-3 K		2-2 1B			0-2 G4-3		1-3 K	5 1 1 0 0 2 3												
Craig Biggio, R (1, 4) OBP: 0.330, SLG: 0.451	4-0 17 HR 1B BB	2-3 K		0-0 P5			1-0 G6-3			3 1 0 0 1 1 3												
Morgan Ensberg, R (1, 5) OBP: 0.384, SLG: 0.564 4 Eric Bruntlett, R (5, 5) OBP: 0.261, SLG: 0.381	1-0 17 HR 1B		2-2 17 G1 HBP		3-3 K			1-1 L3		2 1 1 1 0 1 0 1 0 0 0 0 0 0												
17 Lance Berkman, S (1, 3) OBP: 0.404, SLG: 0.512	3-1 HR		0-0 G1		1-3 K			0-1 G3		4 1 1 3 0 1 1												
16 Jason Lane, R (1, 9) OBP: 0.303, SLG: 0.487	0-3 K		0-0 G6-3		0-0 P3			3-3 K		4 0 0 0 0 2 1												
Luke Scott, L (1, 7) OBP: 0.286, SLG: 0.291	0-1 G6-3		0-0 F9			1-2 L3			2-3 K	4 0 0 0 0 1 1												
28 Adam Everett, R (1, 6) OBP: 0.292, SLG: 0.374	0-1 F8		0-1 G5-3			2-2 L7			1-1 S 1B	4 0 1 0 0 0 0												
Brad Ausmus, R (1, 2) OBP: 0.346, SLG: 0.323		0-0 F7		2-2 1B SH1-4 1B		1-1 L4			4-1 1B BB	3 0 1 0 1 0 0												
Andy Pettitte, L (1, 1) OBP: 0.115, SLG: 0.100 Chad Qualls, R (6, 1) Mike Gallo, L (7, 1) Dan Wheeler, R (7, 1) Jose Vizcaino, S (9, PH) 54 Brad Lidge, R (9, 1)		2-2 1B		1-1 SH1-4			0-3 K		0-3 K	1 0 1 0 0 0 0 1 0 0 0 0 1 0 0 0 0 0 0 0 0 0 0 0 0 0 0 0 1 0 0 0 0 1 2 0 0 0 0 0 0 0												
Inning Stats	R: 4 E: 1 K: 1 S: 13	H: 2 LOB: 0 BB: 1 P: 21	R: 0 E: 0 K: 2 S: 17	H: 1 LOB: 1 BB: 0 P: 24	R: 0 E: 0 K: 0 S: 5	H: 0 LOB: 1 BB: 0 P: 7	R: 0 E: 0 K: 0 S: 11	H: 2 LOB: 2 BB: 0 P: 16	R: 0 E: 0 K: 2 S: 7	H: 0 LOB: 0 BB: 0 P: 11	R: 0 E: 0 K: 0 S: 9	H: 0 LOB: 0 BB: 0 P: 13	R: 0 E: 0 K: 1 S: 7	H: 0 LOB: 0 BB: 0 P: 8	R: 0 E: 0 K: 1 S: 8	H: 0 LOB: 0 BB: 0 P: 12	R: 0 E: 0 K: 3 S: 14	H: 1 LOB: 2 BB: 1 P: 22	1B: 5 2B: 0 3B: 0 HR: 1	SF: 0 SAC: 1 DP: 0 HBP: 1	WP: 0 PB: 0 SB: 2 CS: 0	PA: 37
PITCHER	IP WLS BF H R ER SO BB IBB HBP BLK WP HR S P ERA WHIP																					
39 Brett Myers, R (1, 1) ERA: 3.53	7.0 L 29 5 4 3 6 1 0 1 0 0 0 1 69 100 3.86 0.857																					
63 Ryan Madson, R (8, 1) ERA: 3.23	1.0 3 0 0 0 1 0 0 0 0 0 0 0 8 12 0.00 0.000																					
Billy Wagner, L (9, 1) ERA: 1.57	1.0 5 1 0 0 3 1 0 0 0 0 0 0 14 22 0.00 2.000																					

Houston Astros @ Philadelphia Phillies
Citizens Bank Park, Philadelphia, PA
Mon Sep 05 2005, 7:05 PM EDT
Att. 36,144 - Clear - 81 F

livebaseballscorecards.com

AB	33
R	4
H	6
RBI	4
BB	2
SO	10
LOB	11



Batter	1	2	3	4	5	6	7	8	9	AB R H RBI BB SO LOB	TOP															
Willy Taveras, R (1, 8) OBP: 0.324, SLG: 0.342	0-1 F9		0-0 1B		1-2 F9			1-1 L8		4 0 1 0 0 0 0																
Craig Biggio, R (1, 4) OBP: 0.330, SLG: 0.455	2-2 HR		1-2 F5			0-0 G6-3		2-3 K		4 1 1 1 0 1 2																
Luke Scott, L (1, 7) OBP: 0.269, SLG: 0.271	0-0 G4-3		2-2 G4-3			1-3 K			2-2 F8	4 0 0 0 0 1 2																
17 Lance Berkman, S (1, 3) OBP: 0.402, SLG: 0.508 4 Eric Bruntlett, R (9, PR) OBP: 0.261, SLG: 0.381	3-2 G3-1			1-1 G5-3		2-3 K			4-0 16 S 16 1B BB	3 0 0 0 1 1 0 0 1 0 0 0 0 0																
16 Jason Lane, R (1, 9) OBP: 0.303, SLG: 0.485 Charles Gipson, R (9, PR) 54 Brad Lidge, R (9, 1)		1-3 K		1-1 F9			1-1 P6		3-2 CS 1-H 1B	4 0 1 1 0 1 0 0 0 0 0 0 0 0 0 0 0 0 0 0 0																
Mike Lamb, L (1, 5) OBP: 0.247, SLG: 0.366 Jose Vizcaino, S (9, PH) OBP: 0.315, SLG: 0.356		2-0 P3		0-1 28 FC6-4 1B			1-2 G4-3		2-1 1-3 2B	3 0 1 0 0 0 0 1 0 1 0 0 0 0																
28 Adam Everett, R (1, 6) OBP: 0.292, SLG: 0.373		3-1 F7		2-0 FC6-4 1-2f 1B			0-0 FC6-4 1B		3-3 K	4 0 1 0 0 1 3																
Brad Ausmus, R (1, 2) OBP: 0.343, SLG: 0.320					1-0 G5-3		1 SAFE 0-1 FC6-4 1-2f 1B			3 0 0 0 0 1 1																
44 Roy Oswalt, R (1, 1) OBP: 0.188, SLG: 0.148 2 Chris Burke, R (9, 7) OBP: 0.306, SLG: 0.361			2-1 1B 1B			0-2 G1-3		1-2 G4-3		3 0 1 0 0 0 0 0 0 0 0 0 0 0																
Inning Stats	R: 1 E: 0 K: 0 S: 9	H: 1 LOB: 0 BB: 0 P: 14	R: 0 E: 0 K: 1 S: 6	H: 0 LOB: 0 BB: 0 P: 12	R: 0 E: 0 K: 1 S: 14	H: 2 LOB: 2 BB: 0 P: 19	R: 0 E: 0 K: 0 S: 7	H: 1 LOB: 1 BB: 0 P: 11	R: 0 E: 0 K: 0 S: 9	H: 0 LOB: 0 BB: 0 P: 11	R: 0 E: 0 K: 2 S: 10	H: 0 LOB: 0 BB: 0 P: 13	R: 0 E: 0 K: 0 S: 9	H: 1 LOB: 1 BB: 0 P: 11	R: 0 E: 0 K: 1 S: 9	H: 0 LOB: 0 BB: 0 P: 13	R: 1 E: 0 K: 1 S: 14	H: 2 LOB: 2 BB: 1 P: 28	1B: 5 2B: 1 3B: 0 HR: 1	SF: 0 SAC: 0 DP: 0 HBP: 0	WP: 0 PB: 0 SB: 3 CS: 1	PA: 34				
PITCHER	IP WLS BF H R ER SO BB IBB HBP BLK WP HR S P ERA WHIP																									
21 Jon Lieber, R (1, 1) ERA: 4.54	7.0	26	5	1	1	4	0	0	0	0	0	1	64	91	1.29	0.714										
Ugueth Urbina, R (8, 1) ERA: 3.59	1.0	3	0	0	0	1	0	0	0	0	0	0	9	13	0.00	0.000										
Billy Wagner, L (9, 1) ERA: 1.69	1.0	L 5	2	1	1	1	1	0	0	0	0	0	14	28	9.00	3.000										

Houston Astros @ Philadelphia Phillies
Citizens Bank Park, Philadelphia, PA

AB 33
R 2
H 7
RBI 2
BB 1
SO 6
LOB 8



Tue Sep 06 2005, 7:05 PM EDT
Att. 30,600 - Clear - 76 F

livebaseballscorecards.com

Batter	1	2	3	4	5	6	7	8	9	AB R H RBI BB SO LOB
--------	---	---	---	---	---	---	---	---	---	----------------------

11 Jimmy Rollins, S <small>(1, 6)</small> <small>OBP: 0.306, SLG: 0.376</small>										5 0 1 0 0 2 2
Kenny Lofton, L <small>(1, 8)</small> <small>OBP: 0.368, SLG: 0.385</small>										3 0 1 0 0 1 0
26 Chase Utley, L <small>(1, 4)</small> <small>OBP: 0.365, SLG: 0.512</small>										4 0 0 0 0 1 2
Bobby Abreu, L <small>(1, 9)</small> <small>OBP: 0.407, SLG: 0.483</small>										3 0 1 0 1 1 0
Pat Burrell, R <small>(1, 7)</small> <small>OBP: 0.384, SLG: 0.507</small>										2 0 0 0 2 1 2
6 Ryan Howard, L <small>(1, 3)</small> <small>OBP: 0.350, SLG: 0.511</small>										4 1 1 1 0 1 4
David Bell, R <small>(1, 5)</small> <small>OBP: 0.299, SLG: 0.358</small>										4 0 1 0 0 1 0
Todd Pratt, R <small>(1, 2)</small> <small>OBP: 0.339, SLG: 0.422</small> Endy Chavez, L <small>(9, PR)</small> <small>OBP: 0.261, SLG: 0.304</small>										4 0 2 0 0 1 2 0 0 0 0 0 0 0
21 Jon Lieber, L <small>(1, 1)</small> <small>OBP: 0.048, SLG: 0.066</small> Michael Tucker, L <small>(7, PH)</small> <small>OBP: 0.316, SLG: 0.367</small> Ugueth Urbina, R <small>(8, 1)</small> Billy Wagner, L <small>(9, 1)</small> <small>OBP: 0.500, SLG: 0.500</small> Tomas Perez, S <small>(9, PH)</small> <small>OBP: 0.302, SLG: 0.295</small>										2 0 0 0 0 1 1 1 0 0 0 0 0 2 0 0 0 0 0 0 0 0 0 0 0 0 0 0 1 0 0 0 0 0 1

Inning Stats	R: 0	H: 0	E: 0	K: 1	S: 5	LOB: 0	BB: 0	P: 6	R: 0	H: 0	E: 0	K: 0	S: 7	LOB: 0	BB: 0	P: 8	R: 0	H: 2	E: 0	K: 1	S: 13	LOB: 2	BB: 0	P: 16	R: 1	H: 2	E: 0	K: 1	S: 11	LOB: 1	BB: 0	P: 13	R: 0	H: 0	E: 0	K: 2	S: 10	LOB: 0	BB: 0	P: 14	R: 0	H: 1	E: 0	K: 1	S: 13	LOB: 2	BB: 1	P: 20	R: 0	H: 1	E: 0	K: 1	S: 12	LOB: 3	BB: 2	P: 25	R: 0	H: 1	E: 0	K: 2	S: 14	LOB: 2	BB: 0	P: 17	1B: 5	SF: 0	2B: 1	SAC: 1	3B: 0	DP: 0	HR: 1	HBP: 0	WP: 0	PA: 37
--------------	------	------	------	------	------	--------	-------	------	------	------	------	------	------	--------	-------	------	------	------	------	------	-------	--------	-------	-------	------	------	------	------	-------	--------	-------	-------	------	------	------	------	-------	--------	-------	-------	------	------	------	------	-------	--------	-------	-------	------	------	------	------	-------	--------	-------	-------	------	------	------	------	-------	--------	-------	-------	-------	-------	-------	--------	-------	-------	-------	--------	-------	--------

PITCHER	IP	WLS	BF	H	R	ER	SO	BB	IBB	HBP	BLK	WP	HR	S	P	ERA	WHIP
44 Roy Oswalt, R <small>(1, 1)</small> <small>ERA: 2.84</small>	8.0	W	33	6	1	1	8	2	1	0	0	0	1	79	110	1.12	1.000
54 Brad Lidge, R <small>(9, 1)</small> <small>ERA: 2.33</small>	1.0	S	4	1	0	0	2	0	0	0	0	0	0	14	17	0.00	1.000

BOTTOM

Houston Astros @ Philadelphia Phillies
 Citizens Bank Park, Philadelphia, PA

Tue Sep 06 2005, 7:05 PM EDT
 Att. 30,600 - Clear - 76 F

livebaseballscorecards.com

AB	33
R	1
H	7
RBI	1
BB	3
SO	10
LOB	16



BOTTOM

Houston Astros @ Philadelphia Phillies
Citizens Bank Park, Philadelphia, PA

livebaseballscorecards.com

AB	33
R	6
H	8
RBI	6
BB	6
SO	7
LOB	11



WP	0	PA	39
PB	0		
SB	1		
CS	1		

Wed Sep 07 2005, 7:05 PM EDT
Att. 29,026 - Clear - 81 F

AB R H RBI BB SO LOB

5	1	3	0	0	0	0
2	0	0	0	1	0	2
1	1	0	0	1	1	0
5	0	0	1	0	1	3
3	1	1	2	1	1	0
2	1	0	0	2	2	2
0	0	0	0	0	0	0
4	2	3	2	0	1	0
3	0	0	0	1	0	1
3	0	0	0	0	0	0
1	0	0	0	0	0	3
0	0	0	0	0	0	0
2	0	0	0	0	1	0
0	0	0	0	0	0	0
1	0	0	0	0	0	0
0	0	0	0	0	0	0
0	0	0	0	0	0	0
1	0	1	1	0	0	0
0	0	0	0	0	0	0

1B	4	SF	0
2B	2	SAC	0
3B	0	DP	0
HR	2	HBP	0

IP	WLS	BF	H	R	ER	SO	BB	IBB	HBP	BLK	WP	HR	S	P	ERA	WHIP
4.0		17	3	3	3	4	3	3	0	0	0	0	2	2	6.75	1.500
1.0		4	1	0	0	0	0	0	0	0	0	0	0	0	0.00	1.000
1.2	H	6	1	0	0	1	0	0	0	0	0	0	1	1	0.00	0.600
0.1	H	1	0	0	0	0	0	0	0	0	0	0	1	1	0.00	0.000
0.1	B	6	2	3	3	0	2	1	0	0	0	1	10	27	81.00	12.000

IP	WLS	BF	H	R	ER	SO	BB	IBB	HBP	BLK	WP	HR	S	P	ERA	WHIP
0.2		2	1	0	0	0	0	0	0	0	0	0	0	0	3.38	
1.0	S	3	0	0	0	2	0	0	0	0	0	0	9	12	0.00	0.000

Batter	1	2	3	4	5	6	7	8	9
11 Jimmy Rollins, S OBP: 0.308, SLG: 0.379	0-2 CS 1B		3-1 S 26 FC6-4 2B		2-0 1B		0-0 G5-3		3-2 G4-3
Kenny Lofton, L OBP: 0.368, SLG: 0.383	3-2 G4-3		4-2 26 FC6-4 BB		0-1 L5			4-1 HR BB	0-3 K2-3
Jason Michaels, R OBP: 0.407, SLG: 0.425	1-2		2-3		1 SAFE 0-1				
26 Chase Utley, L OBP: 0.362, SLG: 0.507	0-0 G3		1-0 FC6-4 BB		1-0 F8			1-0 F8	0-3 K
1-2f			3-H						
Bobby Abreu, L OBP: 0.407, SLG: 0.488		1-3 K	4-2 BB		1-1 F7			1-1 HR	
1 SAFE			1-2					1-H	
1 SAFE			BB						
Pat Burrell, R OBP: 0.385, SLG: 0.505		4-1 6 HR BB	3-3 K		3-3 K			4-1 6 2B FC3-2 BB	
Endy Chavez, L OBP: 0.261, SLG: 0.304									
6 Ryan Howard, L OBP: 0.357, SLG: 0.532		0-1 1-H HR			3-2 1B			3-2 FC3-2 8 1B 2B	
1 SAFE								1 SAFE	
1 SAFE								1 SAFE	
David Bell, R OBP: 0.298, SLG: 0.356		2-0 F7			2-2 P5			4-0 8 1B FC3-2 IBB	
Mike Lieberthal, R OBP: 0.330, SLG: 0.415		0-1 P4			0-0 P5			0-0 FC3-2 8 1B	
Michael Tucker, L OBP: 0.315, SLG: 0.366								1-2 2-3 3-H	
Todd Pratt, R OBP: 0.339, SLG: 0.422								3-H	
Vicente Padilla, R OBP: 0.250, SLG: 0.250			2-3 K		3-1 P6			0-0 1B	
63 Ryan Wadson, L									
Tomas Perez, S OBP: 0.301, SLG: 0.293									
Ugueth Urbina, R									
8 Shane Victorino, S OBP: 0.233, SLG: 0.333									
Billy Wagner, L OBP: 0.500, SLG: 0.500									

Inning Stats	R: 0	H: 1	E: 0	LOB: 0	K: 0	P: 10	R: 2	H: 1	E: 0	LOB: 0	K: 1	P: 16	R: 1	H: 1	E: 0	LOB: 2	K: 2	P: 34	R: 0	H: 0	E: 0	LOB: 0	K: 1	P: 11	R: 0	H: 1	E: 0	LOB: 1	K: 1	P: 12	R: 0	H: 0	E: 0	LOB: 0	K: 0	P: 10	R: 3	H: 3	E: 0	LOB: 2	K: 0	P: 29	R: 0	H: 0	E: 0	LOB: 0	K: 2	P: 12	1B: 4	SF: 0	2B: 2	SAC: 0	3B: 0	DP: 0	HR: 2	HBP: 0	WP: 0	PA: 39
--------------	------	------	------	--------	------	-------	------	------	------	--------	------	-------	------	------	------	--------	------	-------	------	------	------	--------	------	-------	------	------	------	--------	------	-------	------	------	------	--------	------	-------	------	------	------	--------	------	-------	------	------	------	--------	------	-------	-------	-------	-------	--------	-------	-------	-------	--------	-------	--------

PITCHER	IP	WLS	BF	H	R	ER	SO	BB	IBB	HBP	BLK	WP	HR	S	P	ERA	WHIP
41 Brandon Backe, R ERA: 4.99	4.0		17	3	3	3	4	3	3	0	0	0	0	6	12	0.00	1.000
51 Wandy Rodriguez, L ERA: 5.8	1.0		4	1	0	0	0	0	0	0	0	0	0	6	12	0.00	1.000
Russ Springer, R ERA: 4.8	1.2	H	6	1	0	0	1	0	0	0	0	0	0	19	29	0.00	0.600
Mike Gallo, L ERA: 2.76	0.1	H	1	0	0	0	0	0	0	0	0	0	0	1	1	0.00	0.000
Dan Wheeler, R ERA: 2.14	0.1	B	6	2	3	3	0	2	1	0	0	0	1	10	27	81.00	12.000

Batter	1	2	3	4	5	6	7	8	9	AB R H RBI BB SO LOB	TOP											
Luis Castillo, S (1, 4) OBP: 0.393, SLG: 0.375	2-2 G5-3	0-1 FC6-4		1-1 G4-6-3			2-2 FC6-4		0-1 G6-3	5 0 0 0 0 0 4	Florida Marlins @ Philadelphia Phillies Citizens Bank Park, Philadelphia, PA Fri Sep 09 2005, 7:05 PM EDT Att. 32,933 - Clear - 80 F											
Jeff Conine, R (1, 7) OBP: 0.377, SLG: 0.399	0-3 K		0-1 E 2B		0-0 G6-4-3 1B	2-1 P4		3-2 1B 1B	5 1 3 0 0 1 1													
Miguel Cabrera, R (1, 5) OBP: 0.393, SLG: 0.579	2-1 F9		1-2 E4 1B G6-4-3 1B		2-2 G6-4-3 1-2f	1-0 G5-3		2-3 K	5 1 1 1 0 1 3													
Carlos Delgado, L (1, 3) OBP: 0.388, SLG: 0.561		0-0 G5-3	1-0 G6-4-3 1B		3-2 G4-3		4-1 1B 1B BB	1-1 1-2 1B	4 1 2 0 1 0 0													
Juan Encarnacion, R (1, 9) OBP: 0.359, SLG: 0.472		1-2 1B S 1B	0-0 G6-4-3		1-1 G5-3		1-3 K	2-2 G4-3	5 1 1 0 0 1 4													
Damion Easley, R (1, 6) OBP: 0.313, SLG: 0.431	1 SAFE BB BB BB	4-0 E 20 FC6 1B BB	3-2 S 1B		0-2 G5-3		0-1 1-3 1B		3 1 2 0 1 0 0													
Juan Pierre, L (1, 8) OBP: 0.322, SLG: 0.344		0-2 E9 20 FC6 1B	1-2 G1-3		2-1 20 S 1B		0-1 27 1B 1B		4 0 3 2 0 0 1													
20 Matt Treanor, R (1, 2) OBP: 0.301, SLG: 0.271		1-1 FC6		2-1 G4-6-3 1B		0-1 G6-3		1-1 1-2 1B	3 0 1 1 0 0 2													
Ron Villone, L (6, 1)									0 0 0 0 0 0 0													
Paul Quantrill, L (7, 1)									0 0 0 0 0 0 0													
27 Jeremy Hermida, L (8, PH) OBP: 0.385, SLG: 0.667		2-3 3-H							1 0 1 0 0 0 0													
Guillermo Mota, R (8, 1)									0 0 0 0 0 0 0													
A.J. Burnett, R (1, 1) OBP: 0.145, SLG: 0.267		0-3 K		0-2 K			2-2 FC6-4 1B	3-2 P6	1 0 0 0 0 1 2													
Brian Moehler, R (3, 1) OBP: 0.128, SLG: 0.108									1 0 0 0 0 1 1													
14 Josh Willingham, R (6, 2) OBP: 0.500, SLG: 0.333									2 0 1 0 0 0 2													
Inning Stats	R: 0 E: 0 K: 1 S: 9	H: 0 LOB: 0 BB: 0 P: 13	R: 2 E: 1 K: 1 S: 15	H: 2 LOB: 2 BB: 1 P: 21	R: 2 E: 1 K: 0 S: 16	H: 4 LOB: 1 BB: 0 P: 22	R: 0 E: 0 K: 1 S: 7	H: 1 LOB: 0 BB: 0 P: 10	R: 0 E: 0 K: 0 S: 10	H: 1 LOB: 1 BB: 0 P: 15	R: 0 E: 0 K: 0 S: 9	H: 1 LOB: 1 BB: 0 P: 12	R: 0 E: 0 K: 0 S: 10	H: 1 LOB: 1 BB: 0 P: 17	R: 1 E: 0 K: 1 S: 16	H: 3 LOB: 2 BB: 1 P: 25	R: 0 E: 0 K: 1 S: 13	H: 2 LOB: 2 BB: 0 P: 21	1B: 14 2B: 1 3B: 0 HR: 0	SF: 0 SAC: 0 DP: 3 HBP: 0	WP: 0 PB: 0 SB: 3 CS: 0	PA: 41
PITCHER	IP WLS BF H R ER SO BB IBB HBP BLK WP HR S P ERA WHIP																					
Cory Lidle, R (1, 1) ERA: 4.77	5.0 W 22 8 4 3 3 1 0 0 0 0 0 0 57 81 5.40 1.800																					
Geoff Geary, R (6, 1) ERA: 3.72	1.0 H 4 1 0 0 0 0 0 0 0 0 0 0 9 12 0.00 1.000																					
63 Ryan Madson, R (7, 1) ERA: 3.12	1.0 4 1 0 0 0 0 0 0 0 0 0 0 10 17 0.00 1.000																					
Aquilino Lopez, R (8, 1) ERA: 1.59	2.0 11 5 1 1 2 1 0 0 0 0 0 0 29 46 4.50 3.000																					

livebaseballscorecards.com

AB	39
R	5
H	15
RBI	4
BB	2
SO	5
LOB	20



BOTTOM

Florida Marlins @ Philadelphia Phillies
Citizens Bank Park, Philadelphia, PA

AB	35
R	12
H	12
RBI	11
BB	5
SO	5
LOB	13



WP	0	PA	42
PB	2		
SB	3		
CS	0		

WP	0	PA	42
PB	2		
SB	3		
CS	0		

AB R H RBI BB SO LOB

4 3 1 0 1 1 1
3 1 1 1 0 0 1
1 1 0 0 1 0 0

5 2 3 1 0 0 1

3 2 2 2 1 1 1

3 2 2 4 2 0 1
0 0 0 0 0 0 0

5 1 1 2 0 2 5

3 0 1 1 0 0 0

4 0 0 0 0 0 2

2 0 0 0 0 1 1
0 0 0 0 0 0 0
1 0 1 0 0 0 0
0 0 0 0 0 0 0
1 0 0 0 0 0 0
0 0 0 0 0 0 0

1B: 6 SF: 1
2B: 3 SAC: 0
3B: 1 DP: 0
HR: 2 HBP: 1

Batter	1	2	3	4	5	6	7	8	9
11 Jimmy Rollins, S OBP: 0.309, SLG: 0.378	2-1 26 S 26 PB 1B		4-0 2B BB	0-3 K		0-1 FC4-6 E 26 S 1B		3-2 F8	
Kenny Lofton, L OBP: 0.368, SLG: 0.385 Jason Michaels, R OBP: 0.408, SLG: 0.424	2-1 F8 1-2		1-1 SAFE SAFE 2B 1-H	1-1 F9		4-1 26 1B 26 PB SF8 BB		1-0 P2	
26 Chase Utley, L OBP: 0.364, SLG: 0.514	1-2 2-H 3B		2-1 F7	0-2 L8		3-1 SF8 1-3 HR 1B		2-1 1B 2B	
Bobby Abreu, L OBP: 0.409, SLG: 0.489	2-3 K		4-1 2B BB		1-1 1B 1B	2-0 SF8		2-1 2-H BB 1B	
Pat Burrell, R OBP: 0.389, SLG: 0.515 Andy Chavez, L OBP: 0.261, SLG: 0.304	4-2 BB		2-1 6 HR 2B		0-0 F9	0-0 HR		4-1 1-2 BB	
6 Ryan Howard, L OBP: 0.354, SLG: 0.538	2-3 K		2-0 2-H HR		2-2 K	3-1 G3-1		2-1 F7	
David Bell, R OBP: 0.300, SLG: 0.356		2-1 G5-3	2-2 HBP		0-1 FC6-4 1B		2-2 F9		
Mike Lieberthal, R OBP: 0.326, SLG: 0.411		0-1 F9	0-0 P6		2-0 FC6-4		2-1 F9		
Cory Lidle, R OBP: 0.188, SLG: 0.170 Geoff Geary, R OBP: 0.200, SLG: 0.200 B Shane Victorino, S OBP: 0.500, SLG: 0.500 63 Ryan Madson, L OBP: 0.265, SLG: 0.306 Matt Kata, S OBP: 0.265, SLG: 0.306 Aquilino Lopez, R		0-3 K	0-1 B2-3			1-0 FC4-6 1B		0-0 F7	

Inning Stats	R: 1 H: 2 E: 0 K: 2 S: 19	H: 2 LOB: 2 BB: 1 P: 32	R: 0 H: 0 E: 0 K: 1 S: 7	L: 0 LOB: 0 BB: 0 P: 9	R: 5 H: 3 E: 0 K: 0 S: 13	H: 3 LOB: 1 BB: 2 P: 30	R: 0 H: 0 E: 0 K: 1 S: 8	H: 0 LOB: 0 BB: 0 P: 9	R: 1 H: 2 E: 0 K: 1 S: 9	H: 2 LOB: 1 BB: 0 P: 14	R: 4 H: 3 E: 0 K: 0 S: 10	H: 3 LOB: 0 BB: 1 P: 23	R: 0 H: 0 E: 0 K: 0 S: 6	H: 0 LOB: 0 BB: 0 P: 10	R: 1 H: 2 E: 0 K: 0 S: 12	H: 2 LOB: 2 BB: 1 P: 26
--------------	---------------------------	-------------------------	--------------------------	------------------------	---------------------------	-------------------------	--------------------------	------------------------	--------------------------	-------------------------	---------------------------	-------------------------	--------------------------	-------------------------	---------------------------	-------------------------

PITCHER	IP	WLS	BF	H	R	ER	SO	BB	IBB	HBP	BLK	WP	HR	S	P	ERA	WHIP
A.J. Burnett, R ERA: 3.43	(1, 1)	2.1	L	14	4	5	5	3	3	0	0	0	0	33	61	19.29	3.000
Brian Moehler, R ERA: 4.0	(3, 1)	3.0		14	4	3	3	2	0	1	0	0	1	26	37	9.00	1.333
Ron Villone, L ERA: 3.86	(6, 1)	0.2		5	2	3	3	0	1	0	0	0	1	7	19	40.50	4.500
Paul Quantrill, R ERA: 5.01	(7, 1)	1.0		3	0	0	0	0	0	0	0	0	0	6	10	0.00	0.000
Guillermo Mota, R ERA: 4.9	(8, 1)	1.0		6	2	1	1	0	1	0	0	0	0	12	26	9.00	3.000

Fri Sep 09 2005, 7:05 PM EDT
Att. 32,933 - Clear - 80 F

livebaseballscorecards.com

Batter	1	2	3	4	5	6	7	8	9	AB	R	H	RBI	BB	SO	LOB	TOP										
Luis Castillo, S OBP: 0.391, SLG: 0.373 (1, 4)	2-2 G4-3	2-2 FC5-4		2-2 1B		0-2 L4	0-1 F9			5	0	1	0	0	0	3											
27 Jeremy Hermida, L OBP: 0.278, SLG: 0.471 Jim Mecir, S Todd Jones, L OBP: 0.500, SLG: 0.500 (1, 9) (8, 1) (8, 1)	0-3 K		2-3 K	3-3 K		0-2 P5		2-2 K		5	0	0	0	0	4	1											
Miguel Cabrera, R OBP: 0.393, SLG: 0.577 (1, 5) (8, 7)	3-1 1B		1-1 L9		1-2 E7		2-1 P3	1-1 F9		5	1	2	0	0	0	0											
Carlos Delgado, L OBP: 0.391, SLG: 0.565 (1, 3)	0-0 1B		3-1 2B		1-2 1B		1-1 1B	1-2 P5		4	3	3	1	0	0	0											
Jeff Conine, R OBP: 0.381, SLG: 0.407 (1, 7) (8, 9)	0-0 1B		0-0 2B		2-2 G6-3		2-1 1B		0-1 P4	5	2	3	1	0	0	1											
Damion Easley, R OBP: 0.322, SLG: 0.440 (1, 6)	0-0 F8		1-1 2B		1-1 1B		1-0 1B		4-2 S	4	1	3	2	1	0	3											
Juan Pierre, L OBP: 0.322, SLG: 0.344 (1, 8)			2-3 K		0-1 1B		4-0 1B		0-0 F8	4	0	1	1	1	1	2											
20 Matt Treanor, R OBP: 0.294, SLG: 0.264 Juan Encarnacion, R OBP: 0.358, SLG: 0.471 Antonio Alfonseca, R Mike Lowell, R OBP: 0.291, SLG: 0.350 (1, 2) (7, PH) (7, 1) (8, 5)		3-2 G3-1		0-1 B5-3		1-1 G4-6-3	0-3 K		3-3 K	3	0	0	0	0	0	2											
Jason Vargas, L OBP: 0.318, SLG: 0.381 55 Josh Johnson, L Randy Messenger, R OBP: 0.697, SLG: 0.900 Lenny Harris, L OBP: 0.353, SLG: 0.355 Chris Resop, R Paul Lo Duca, R OBP: 0.345, SLG: 0.388 (1, 1) (3, 1) (5, 1) (6, PH) (6, 1) (7, PH) (7, 2)		4-0 FC5-4		2-3 K		0-0 P3	1-1 E7			0	0	0	0	1	0	0											
Inning Stats	R: 0 E: 0 K: 1 S: 11	H: 3 LOB: 3 BB: 0 P: 16	R: 0 E: 0 K: 0 S: 7	H: 0 LOB: 1 BB: 1 P: 17	R: 2 E: 0 K: 2 S: 13	H: 3 LOB: 1 BB: 0 P: 22	R: 0 E: 0 K: 2 S: 13	H: 1 LOB: 1 BB: 0 P: 20	R: 2 E: 1 K: 0 S: 16	H: 4 LOB: 1 BB: 0 P: 21	R: 0 E: 0 K: 0 S: 8	H: 0 LOB: 0 BB: 0 P: 8	R: 3 E: 1 K: 1 S: 13	H: 3 LOB: 2 BB: 1 P: 24	R: 0 E: 0 K: 1 S: 9	H: 0 LOB: 0 BB: 1 P: 16	1B: 11 2B: 3 3B: 0 HR: 0	SF: 0 SAC: 0 DP: 1 HBP: 1	WP: 0 PB: 0 SB: 2 CS: 0	PA: 44							
PITCHER	IP	WLS	BF	H	R	ER	SO	BB	IBB	HBP	BLK	WP	HR	S	P	ERA	WHIP										
39 Brett Myers, R ERA: 3.63 (1, 1)	4.1		25	11	4	4	5	1	0	0	0	0	0	57	93	8.31	2.769										
Geoff Geary, R ERA: 3.6 (5, 1)	1.2		4	0	0	0	0	0	0	0	0	0	0	11	11	0.00	0.000										
63 Ryan Madson, R ERA: 3.42 (7, 1)	1.0	L	8	3	3	3	1	0	1	1	0	0	0	13	24	27.00	3.000										
Ugueth Urbina, R ERA: 3.49 (8, 1)	1.0		3	0	0	0	1	0	0	0	0	0	0	8	12	0.00	0.000										
Billy Wagner, L ERA: 1.64 (9, 1)	1.0		4	0	0	0	1	1	0	0	0	0	0	9	16	0.00	1.000										

Florida Marlins @ Philadelphia Phillies
Citizens Bank Park, Philadelphia, PA

Sat Sep 10 2005, 7:05 PM EDT
Att: 40,479 - Clear - 80 F

livebaseballscorecards.com

AB 40
R 7
H 14
RBI 7
BB 3
SO 8
LOB 16



Batter	1	2	3	4	5	6	7	8	9	AB R H RBI BB SO LOB
11 Jimmy Rollins, S OBP: 0.313, SLG: 0.388	1-0 SH1-3 1B	0-1 2B		0-1 L1	2-1 3B			4-0 BB		4 1 3 1 1 0 0
Jason Michaels, R OBP: 0.409, SLG: 0.420	0-0 SH1-3	2-2 F9		4-2 BB	1-1 F8			4-2 FC5 HBP		2 0 0 0 2 0 3
Bobby Abreu, L OBP: 0.414, SLG: 0.493	0-1 26 G5-3 1B	4-1 BB		4-2 BB		3-2 26 F8-5 2B		4-1 HBP		2 0 2 1 2 0 0
Pat Burrell, R OBP: 0.387, SLG: 0.510	4-2 BB	2-3 K		3-1 P6		0-3 H		2-1 FC5		4 0 0 0 1 2 8
26 Chase Utley, L OBP: 0.364, SLG: 0.519	0-1 G5-3		1-1 P2		2-0 HR	0-2 F8-5			2-1 6 G3 SH1 1B	5 1 2 1 0 0 3
David Bell, R OBP: 0.302, SLG: 0.354		4-2 2B 39 1B BB	2-2 G6-3		1-1 F8		2-0 6 G4-6-3 HBP	0-1 SH1		2 1 0 0 1 0 0
6 Ryan Howard, L OBP: 0.354, SLG: 0.533		1-2 F7	3-1 1B		4-2 HR		0-0 G4-6-3	0-1 G3		4 1 1 0 1 0 3
Mike Lieberthal, R OBP: 0.328, SLG: 0.423		0-1 39 1B 11 2B 2B	2-3 K2-3		1-0 HR		2-2 G4-3	0-1 G4-3		4 2 2 2 0 1 1
Michael Tucker, L OBP: 0.314, SLG: 0.364		1-3 1B			1-1 G3-1	0-3 K				1 0 0 0 0 0 1
39 Brett Myers, R OBP: 0.280, SLG: 0.161		1-1 1B								2 0 1 1 0 0 0
Geoff Geary, R OBP: 0.167, SLG: 0.167										1 0 0 0 0 0 1
63 Ryan Madson, L ERA: 4.55										0 0 0 0 0 0 0
Ugueth Urbina, R ERA: 6.75										0 0 0 0 0 0 0
Kenny Lofton, L OBP: 0.267, SLG: 0.384										1 0 0 0 0 1 0
Billy Wagner, L OBP: 0.500, SLG: 0.500										0 0 0 0 0 0 0

Inning Stats	R: 1	H: 2	E: 0	K: 0	S: 12	LOB: 1	BB: 1	P: 17	R: 2	H: 3	E: 0	K: 1	S: 18	LOB: 3	BB: 2	P: 32	R: 0	H: 1	E: 0	K: 1	S: 10	LOB: 1	BB: 0	P: 18	R: 0	H: 0	E: 0	K: 0	S: 10	R: 3	H: 3	E: 0	K: 1	S: 14	LOB: 1	BB: 1	P: 25	R: 0	H: 1	E: 0	K: 1	S: 11	LOB: 0	BB: 0	P: 14	R: 0	H: 0	E: 0	K: 0	S: 6	LOB: 0	BB: 0	P: 10	R: 0	H: 0	E: 0	K: 1	S: 9	LOB: 2	BB: 2	P: 24	R: 0	H: 1	E: 0	K: 0	S: 8	LOB: 1	BB: 0	P: 10	1B: 4	2B: 5	3B: 1	HR: 2	SF: 0	SAC: 2	DP: 3	HBP: 2	WP: 0	PA: 44
PITCHER	IP	WLS	BF	H	R	ER	SO	BB	IBB	HBP	BLK	WP	HR	S	P	ERA	WHIP																																																														
Jason Vargas, L ERA: 4.28	(1, 1)		2.0	13	5	3	3	1	3	0	0	0	0	30	49	13.50	4.000																																																														
55 Josh Johnson, R ERA: 4.55	(3, 1)		2.0	9	1	0	0	1	2	0	0	0	0	20	40	0.00	1.500																																																														
Randy Messenger, R ERA: 4.55	(5, 1)		1.0	7	3	3	3	1	1	0	0	0	0	2	14	27.00	4.000																																																														
Chris Resop, R ERA: 6.75	(6, 1)	W	1.0	3	1	0	0	1	0	0	0	0	0	11	14	0.00	1.000																																																														
Antonio Alfonseca, R ERA: 3.68	(7, 1)	H	1.0	3	0	0	0	0	0	0	1	0	0	6	10	0.00	0.000																																																														
PITCHER	IP	WLS	BF	H	R	ER	SO	BB	IBB	HBP	BLK	WP	HR	S	P	ERA	WHIP																																																														
Jim Mecir, R ERA: 2.81	(8, 1)		0.2	4	0	0	1	2	0	0	0	0	0	7	20	0.00	3.000																																																														
Todd Jones, R ERA: 1.13	(8, 1)	S	1.1	5	1	0	0	0	0	0	0	0	0	10	14	0.00	0.750																																																														

BOTTOM

Florida Marlins @ Philadelphia Phillies
Citizens Bank Park, Philadelphia, PA

livebaseballscores.com

AB	32
R	6
H	11
RBI	6
BB	8
SO	5
LOB	19



Sat Sep 10 2005, 7:05 PM EDT
Att. 40,479 - Clear - 80 F

Batter	1	2	3	4	5	6	7	8	9	AB R H RBI BB SO LOB	TOP	
Luis Castillo, S (1, 4) OBP: 0.392, SLG: 0.374 Ron Villone, L (8, 1)	1-2 G3		3-2 1B		0-1 F7			2-2 1B		4 0 2 0 0 0 0 0 0 0 0 0 0 0		
Jeff Conine, R (1, 7) OBP: 0.376, SLG: 0.401	2-2 F7		1-0 F8		2-0 F8			2-1 F8		4 0 0 0 0 0 2		
Miguel Cabrera, R (1, 5) OBP: 0.392, SLG: 0.574	4-0 3B BB		1-3 K			2-1 L6		3-3 K		3 1 0 0 1 2 2		
Carlos Delgado, L (1, 3) OBP: 0.392, SLG: 0.568	2-1 3B			1-0 G4-3 1B		1-2 G4-3			1-3 K	4 0 2 1 0 1 0		
Juan Encarnacion, R (1, 9) OBP: 0.357, SLG: 0.469	1-0 G6-3			0-0 G4-3 1B		3-2 G5-3			2-1 G4-3	4 0 1 0 0 0 1		
Damion Easley, R (1, 6) 11 Robert Andino, R (7, 6)		2-3 K		3-1 F8			1-2 G5-3		2-1 P4	3 0 0 0 0 1 2 1 0 0 0 0 0 0		
Juan Pierre, L (1, 8) OBP: 0.321, SLG: 0.342		2-2 G4-3		1-2 G4-3			1-1 G3			3 0 0 0 0 0 2		
20 Matt Treanor, R (1, 2) OBP: 0.290, SLG: 0.260 Mike Lowell, R (7, PH) OBP: 0.290, SLG: 0.350 Paul Quantrill, L (7, 1) Josh Wilson, R (8, 4)		2-2 F8		3-2 P2			1-1 G5-3			2 0 0 0 0 0 2 1 0		
Ismael Valdez, R (1, 1) OBP: 0.200, SLG: 0.200 Randy Messenger, R (3, 1) OBP: 0.667, SLG: 0.500 Chris Aguilera, R (5, PH) OBP: 0.246, SLG: 0.258 Chris Resop, R (5, 1) 14 Josh Willingham, R (7, 2) OBP: 0.444, SLG: 0.286			0-0 P3		0-1 G6-3			0-3 K		1 0 0 0 0 0 0 0 0 0 0 0 0 0 1 0 0 0 0 0 0 0 0 0 0 0 0 0 1 0 0 0 0 1 0		
Inning Stats	R: 1 H: 1 E: 0 LOB: 1 K: 0 BB: 1 S: 12 P: 22	R: 0 H: 0 E: 0 LOB: 0 K: 1 BB: 0 S: 9 P: 15	R: 0 H: 1 E: 0 LOB: 1 K: 1 BB: 0 S: 12 P: 17	R: 0 H: 2 E: 0 LOB: 2 K: 0 BB: 0 S: 10 P: 18	R: 0 H: 0 E: 0 LOB: 0 K: 0 BB: 0 S: 5 P: 7	R: 0 H: 0 E: 0 LOB: 0 K: 0 BB: 0 S: 10 P: 16	R: 0 H: 0 E: 0 LOB: 0 K: 0 BB: 0 S: 7 P: 10	R: 0 H: 1 E: 0 LOB: 1 K: 2 BB: 0 S: 12 P: 19	R: 0 H: 0 E: 0 LOB: 0 K: 1 BB: 0 S: 7 P: 12	1B: 4 SF: 0 2B: 0 SAC: 0 3B: 1 DP: 0 HR: 0 HBP: 0	WP: 0 PA: 33 PB: 0 SB: 0 CS: 0	
PITCHER	IP WLS BF H R ER SO BB IBB HBP BLK WP HR S P ERA WHIP											
21 Jon Lieber, R (1, 1) ERA: 4.42	7.0 W 26 4 1 1 2 1 0 0 0 0 0 0 65 105 1.29 0.714											
Aaron Fultz, L (8, 1) ERA: 2.29	1.0 4 1 0 0 2 0 0 0 0 0 0 0 12 19 0.00 1.000											
Rheal Cormier, L (9, 1) ERA: 6.2	1.0 3 0 0 0 1 0 0 0 0 0 0 0 7 12 0.00 0.000											

Florida Marlins @ Philadelphia Phillies
Citizens Bank Park, Philadelphia, PA
Sun Sep 11 2005, 1:35 PM EDT
Att. 34,794 - Sunny - 78 F

AB	32
R	1
H	5
RBI	1
BB	1
SO	5
LOB	11



Batter	1	2	3	4	5	6	7	8	9
11 Jimmy Rollins, S (1, 6) <small>OBP: 0.317, SLG: 0.392</small> Matt Kata, S (8, PH) <small>OBP: 0.286, SLG: 0.297</small> (9, 6)	0-0 		1-2 	1-1 	4-2 		1-0 	2-2 	
Kenny Lofton, L (1, 8) <small>OBP: 0.370, SLG: 0.392</small> 8 Shane Victorino, S (9, 8) <small>OBP: 0.500, SLG: 0.500</small>	0-3 		0-2 	4-2 	0-0 		1-2 		
26 Chase Utley, L (1, 4) <small>OBP: 0.363, SLG: 0.516</small>	0-1 		0-0 	1-0 	2-1 		0-3 		
Bobby Abreu, L (1, 9) <small>OBP: 0.415, SLG: 0.494</small> Jason Michaels, R (9, 9) <small>OBP: 0.409, SLG: 0.420</small>			2-1 	4-2 		2-2 	4-1 		
Pat Burrell, R (1, 7) <small>OBP: 0.389, SLG: 0.516</small> Aaron Fultz, L (8, 1) <small>OBP: 0.333, SLG: 0.333</small> Rheal Cormier, L (9, 1)			2-2 	4-0 		2-3 	2-2 		
6 Ryan Howard, L (1, 3) <small>OBP: 0.352, SLG: 0.527</small>	1-2 		1-2 	3-2 		2-3 		3-3 	
David Bell, R (1, 5) <small>OBP: 0.302, SLG: 0.355</small>	1-0 		1-0 		3-2 		4-1 	0-0 	
Todd Pratt, R (1, 2) <small>OBP: 0.347, SLG: 0.430</small>					2-3 		0-1 	4-2 	
21 Jon Lieber, L (1, 1) <small>OBP: 0.062, SLG: 0.078</small> Tomas Perez, S (7, PH) <small>OBP: 0.305, SLG: 0.293</small> Andy Chavez, L (8, 7) <small>OBP: 0.258, SLG: 0.301</small>			0-0 	1-3 	1-1 		4-0 	0-2 	

Inning Stats	R: 0	H: 0	E: 0	K: 1	S: 6	L: 0	LOB: 0	BB: 0	P: 6	R: 0	H: 1	E: 0	K: 0	S: 8	L: 1	LOB: 1	BB: 0	P: 12	R: 6	H: 7	E: 0	K: 0	S: 22	L: 0	LOB: 1	BB: 0	P: 34	R: 1	H: 1	E: 0	K: 1	S: 15	L: 0	LOB: 3	BB: 3	P: 33	R: 1	H: 2	E: 0	K: 1	S: 17	L: 0	LOB: 2	BB: 1	P: 29	R: 0	H: 0	E: 0	K: 2	S: 10	L: 0	LOB: 0	BB: 0	P: 16	R: 2	H: 2	E: 0	K: 1	S: 16	L: 2	LOB: 3	BB: 3	P: 32	R: 1	H: 1	E: 0	K: 1	S: 15	L: 1	LOB: 1	BB: 1	P: 24
1B: 8	SF: 0	2B: 4	SAC: 0	3B: 1	DP: 0	HR: 1	HBP: 0	WP: 2	PA: 46																																																															

AB	R	H	RBI	BB	SO	LOB
4	2	3	1	1	0	0
1	0	0	0	0	0	1
4	1	2	3	1	1	3
0	0	0	0	0	0	0
5	1	1	1	0	1	7
3	1	1	1	2	0	0
0	0	0	0	0	0	0
4	1	2	4	1	1	3
0	0	0	0	0	0	0
0	0	0	0	0	0	0
5	0	1	0	0	2	4
4	2	1	0	1	0	2
4	1	2	0	1	1	1
3	2	1	0	0	1	1
0	0	0	0	1	0	0
1	0	0	1	0	0	1

AB	R	H	RBI	BB	SO	LOB
38	11	14	11	8	7	23

PITCHER	IP	WLS	BF	H	R	ER	SO	BB	IBB	HBP	BLK	WP	HR	S	P	ERA	WHIP
Ismael Valdez, R	(1, 1)	2.1	14	7	6	6	1	0	0	0	0	0	1	31	42	23.14	3.000
Randy Messenger, R	(3, 1)	1.2	10	2	1	1	1	3	0	0	0	0	0	20	43	5.40	3.000
Chris Resop, R	(5, 1)	2.0	9	2	1	1	3	1	0	0	0	1	0	27	45	4.50	1.500
Paul Quantrill, R	(7, 1)	1.0	8	2	2	2	1	3	0	0	0	0	0	16	32	18.00	5.000
Ron Villone, L	(8, 1)	1.0	5	1	1	1	1	1	0	0	0	1	0	15	24	9.00	2.000

Florida Marlins @ Philadelphia Phillies
 Citizens Bank Park, Philadelphia, PA
 Sun Sep 11 2005, 1:35 PM EDT
 Att. 34,794 - Sunny - 78 F

livebaseballscorecards.com



Batter	1	2	3	4	5	6	7	8	9	AB R H RBI BB SO LOB	TOP											
Rafael Furcal, S (1, 6) OBP: 0.342, SLG: 0.418	2-2 G6-3			1-1 F8		3-3 K		3-2 F8		4 0 0 0 0 1 1												
Marcus Giles, R (1, 4) OBP: 0.371, SLG: 0.455	0-0 F8			2-3 K		2-2 10 G6-4-3 1B		0-0 G4-3		4 0 1 0 0 1 0												
10 Chipper Jones, S (1, 5) OBP: 0.417, SLG: 0.567 Wilson Betemit, S (7, 5) OBP: 0.356, SLG: 0.441	3-3 K			4-0 FC6-4 BB		3-2 G6-4-3 1-2f			0-0 F8	2 0 0 0 1 1 2 1 0 0 0 0 0 0												
Andruw Jones, R (1, 8) OBP: 0.359, SLG: 0.609		1-2 P4		1-1 FC6-4 1-2f		0-2 FC5-4 1B			2-2 P3	4 0 1 0 0 0 1												
Julio Franco, R (1, 3) OBP: 0.342, SLG: 0.460		3-1 G6-3			1-3 K		0-0 FC5-4 1-2f		2-2 G3-4-1	4 0 0 0 0 1 1												
7 Jeff Francoeur, R (1, 9) OBP: 0.357, SLG: 0.608		0-3 K			1-1 G5-3		1-1 G5-3			3 0 0 0 0 1 1												
Brian Jordan, R (1, 7) OBP: 0.293, SLG: 0.332			0-0 G6-3		1-2 1B		0-3 K			3 0 1 0 0 1 1												
Johnny Estrada, S (1, 2) OBP: 0.301, SLG: 0.361			0-2 P5		1-3 K		0-3 K			3 0 0 0 0 2 1												
15 Tim Hudson, R (1, 1) OBP: 0.186, SLG: 0.214 49 Macay McBride, L (7, 1) Todd Hollandsworth, L (8, PH) OBP: 0.298, SLG: 0.365 50 Anthony Lerew, L (8, 1)			1-3 K			0-1 2B		3-2 HR		2 0 1 0 0 1 0 0 0 0 0 0 0 0 1 1 1 1 0 0 0 0 0 0 0 0 0 0												
Inning Stats	R: 0 E: 0 K: 1 S: 7	H: 0 LOB: 0 BB: 0 P: 12	R: 0 E: 0 K: 1 S: 8	H: 0 LOB: 0 BB: 0 P: 12	R: 0 E: 0 K: 1 S: 7	H: 0 LOB: 0 BB: 0 P: 8	R: 0 E: 0 K: 1 S: 8	H: 0 LOB: 1 BB: 1 P: 16	R: 0 E: 0 K: 2 S: 11	H: 1 LOB: 1 BB: 0 P: 15	R: 0 E: 1 K: 1 S: 13	H: 2 LOB: 1 BB: 0 P: 21	R: 0 E: 1 K: 1 S: 10	H: 1 LOB: 1 BB: 0 P: 11	R: 1 E: 0 K: 1 S: 11	H: 1 LOB: 0 BB: 0 P: 17	R: 0 E: 0 K: 0 S: 8	H: 0 LOB: 0 BB: 0 P: 12	1B: 3 2B: 1 3B: 0 HR: 1	SF: 0 SAC: 0 DP: 1 HBP: 0	WP: 0 PB: 0 SB: 0 CS: 0	PA: 32
PITCHER	IP WLS BF H R ER SO BB IBB HBP BLK WP HR S P ERA WHIP																					
58 Eude Brito, L (1, 1) ERA: 1.72	6.0 W 21 3 0 0 7 1 0 0 0 0 0 0 54 84 0.00 0.667																					
63 Ryan Madson, R (7, 1) ERA: 3.38	1.0 4 1 0 0 1 0 0 0 0 0 0 0 10 11 0.00 1.000																					
Ugueth Urbina, R (8, 1) ERA: 3.57	1.0 4 1 1 1 1 0 0 0 0 0 0 1 11 17 9.00 1.000																					
Billy Wagner, L (9, 1) ERA: 1.61	1.0 S 3 0 0 0 0 0 0 0 0 0 0 0 8 12 0.00 0.000																					

Atlanta Braves @ Philadelphia Phillies
Citizens Bank Park, Philadelphia, PA
Mon Sep 12 2005, 7:05 PM EDT
Att. 21,169 - Clear - 85 F

AB	31
R	1
H	5
RBI	1
BB	1
SO	9
LOB	8



Batter	1	2	3	4	5	6	7	8	9	AB	R	H	RBI	BB	SO	LOB
11 Jimmy Rollins, S OBP: 0.316, SLG: 0.391	1-0 G4-3		3-2 L9		0-2 1B S E 1B	3-2 G3				4	1	1	0	0	0	1
Kenny Lofton, L OBP: 0.372, SLG: 0.394	0-1 G4-3		0-1 BB 1B 1B		1-0 E 26 HBP 6 FC4-6 1B		1-2 G4-3			4	2	2	0	0	0	0
26 Chase Utley, L OBP: 0.365, SLG: 0.516	0-0 1B		0-3 K		3-2 FC4-6 6 E 1-2 HBP		4-0 1B BB			2	0	1	0	1	1	2
Bobby Abreu, L OBP: 0.414, SLG: 0.491	0-2 G4-3		4-1 1B BB		0-1 E4 6 FC4-6		1-3 K			3	0	0	1	1	1	4
Pat Burrell, R OBP: 0.391, SLG: 0.518		2-2 1B	0-1 1B		1-1 L4		2-2 1B			4	0	3	2	0	0	3
Endy Chavez, L OBP: 0.258, SLG: 0.301			1-2 2-H 3-H 1B		1-1 1B		1-2 1B			0	0	0	0	0	0	0
6 Ryan Howard, L OBP: 0.350, SLG: 0.520		4-2 G4-3 BB	3-3 K		1-2 FC4-6 WP		1-3 K			3	0	0	1	1	2	6
David Bell, R OBP: 0.300, SLG: 0.352		3-2 G4-3		0-2 P6	1-2 G6-3		3-3 K			4	0	0	0	0	1	3
Mike Lieberthal, R OBP: 0.325, SLG: 0.418		0-0 G4-3		1-0 F8		2-1 G5-3		3-2 P3		4	0	0	0	0	0	1
58 Eude Brito, L OBP: 0.200, SLG: 0.200			1-2 BB 1B 1B		0-0 F8		1-2 P6		1-2 P6	2	1	1	0	0	0	0
Tomas Perez, S OBP: 0.303, SLG: 0.291										1	0	0	0	0	0	0
63 Ryan Wadson, L OBP: 0.313, SLG: 0.363										0	0	0	0	0	0	0
Ugueth Urbina, R OBP: 0.500, SLG: 0.500										0	0	0	0	0	0	0
Billy Wagner, L OBP: 0.500, SLG: 0.500										1	0	0	0	0	0	0

Inning Stats	R: 0	H: 1	R: 0	H: 1	R: 2	H: 3	R: 0	H: 0	R: 2	H: 2	R: 0	H: 0	R: 0	H: 1	R: 0	H: 0
	E: 0	LOB: 1	E: 0	LOB: 1	E: 0	LOB: 2	E: 0	LOB: 0	E: 1	LOB: 2	E: 0	LOB: 0	E: 0	LOB: 2	E: 0	LOB: 0
	K: 0	BB: 0	K: 0	BB: 1	K: 2	BB: 1	K: 0	BB: 0	K: 2	BB: 1	K: 2	BB: 1	K: 2	BB: 1	K: 1	BB: 0
	S: 7	P: 8	S: 11	P: 20	S: 18	P: 29	S: 6	P: 7	S: 18	P: 25	S: 8	P: 14	S: 13	P: 22	S: 10	P: 17

PITCHER	IP	WLS	BF	H	R	ER	SO	BB	IBB	HBP	BLK	WP	HR	S	P	ERA	WHIP
15 Tim Hudson, R ERA: 3.36	6.0	L	28	7	4	3	2	2	0	1	0	1	0	68	103	4.50	1.500
49 Macay McBride, L ERA: 4.15	1.0		5	1	0	0	2	1	0	0	0	0	0	13	22	0.00	2.000
50 Anthony Lerew, R ERA:	1.0		3	0	0	0	1	0	0	0	0	0	0	10	17	0.00	0.000

BOTTOM

Atlanta Braves @ Philadelphia Phillies
Citizens Bank Park, Philadelphia, PA

Mon Sep 12 2005, 7:05 PM EDT
Att. 21,169 - Clear - 85 F

livebaseballscorecards.com

AB	32
R	4
H	8
RBI	4
BB	3
SO	5
LOB	20



1B:	8	SF:	0	WP:	1	PA:	36
2B:	0	SAC:	0	PB:	0		
3B:	0	DP:	0	SB:	1		
HR:	0	HBP:	1	CS:	0		

Batter	1	2	3	4	5	6	7	8	9	AB R H RBI BB SO LOB	TOP														
Rafael Furcal, S (1, 6) OBP: 0.341, SLG: 0.417	1-0 G5-3		3-2 L6		2-3 K		2-1 CS 1B		0-1 G5-3	5 0 1 0 0 1 5															
Marcus Giles, R (1, 4) OBP: 0.370, SLG: 0.452	1-3 K			4-2 7 1B BB	0-0 F4		2-0 SAFE 1B 1-2 F9			3 0 0 0 1 1 4															
7 Jeff Francoeur, R (1, 9) OBP: 0.360, SLG: 0.606	0-0 F9			2-1 SAFE 1B	1-0 1B		1-2 2-3 3-H 2B 1B			4 1 2 1 0 1 0															
Andrew Jones, R (1, 8) OBP: 0.358, SLG: 0.608		0-3 K		2-3 K	0-0 2B		2-2 G5-3			4 0 1 3 0 2 2															
Julio Franco, R (1, 3) OBP: 0.340, SLG: 0.461		2-1 F9		1-3 K2-3	3-2 G5-3		3-2 2B			4 0 1 0 0 1 3															
4 Pete Orr, L (8, PR) OBP: 0.319, SLG: 0.365										0 0 0 0 0 0 0															
Adam LaRoche, L (8, 3) OBP: 0.305, SLG: 0.416										0 0 0 0 0 0 0															
Ryan Langerhans, L (1, 7) OBP: 0.324, SLG: 0.404		3-2 G4-3		1-0 F7		1-1 L7		1-1 F7		4 0 0 0 0 0 3															
Wilson Betemit, S (1, 5) OBP: 0.354, SLG: 0.435			2-3 K		4-0 16 2B 7 1B BB	0-1 G5-3			2-3 K	3 1 0 0 1 2 0															
16 Brian McCann, L (1, 2) OBP: 0.343, SLG: 0.405			2-1 F9		1-1 SAFE 7 1B 2B	2-1 L4			2-2 1B	3 1 1 0 0 0 0															
Brian Jordan, R (9, PH) OBP: 0.296, SLG: 0.335					1-3 2B					1 0 1 0 0 0 0															
Kelly Johnson, L (9, PR) OBP: 0.332, SLG: 0.391										0 0 0 0 0 0 0															
John Thomson, R (1, 1) OBP: 0.304, SLG: 0.333			1-1 2B		4-2 7 1B 2B BB		3-3 K		0-3 K	1 1 1 0 1 0 0															
48 Blaine Boyer, R (6, 1) OBP: 0.250, SLG: 0.250										0 0 0 0 0 0 0															
Andy Marte, R (7, PH) OBP: 0.297, SLG: 0.363										0 0 0 0 0 0 0															
Todd Hollandsworth, L (7, PH) OBP: 0.297, SLG: 0.363										1 0 0 0 0 1 0															
John Foster, L (7, 1) OBP: 0.297, SLG: 0.363										0 0 0 0 0 0 0															
Chris Reitsma, R (8, 1) OBP: 0.416, SLG: 0.565										0 0 0 0 0 0 0															
10 Chipper Jones, S (9, PH) OBP: 0.416, SLG: 0.565										1 0 0 0 0 1 1															
Inning Stats	R: 0 E: 0 K: 1 S: 7	H: 0 LOB: 0 BB: 0 P: 9	R: 0 E: 0 K: 1 S: 8	H: 0 LOB: 0 BB: 0 P: 13	R: 0 E: 0 K: 1 S: 10	H: 1 LOB: 1 BB: 0 P: 18	R: 0 E: 0 K: 2 S: 13	H: 1 LOB: 2 BB: 1 P: 22	R: 4 E: 0 K: 1 S: 14	H: 3 LOB: 1 BB: 2 P: 29	R: 0 E: 0 K: 0 S: 6	H: 0 LOB: 0 BB: 0 P: 9	R: 0 E: 0 K: 1 S: 6	H: 1 LOB: 0 BB: 0 P: 13	R: 0 E: 0 K: 1 S: 13	H: 1 LOB: 1 BB: 0 P: 21	R: 0 E: 0 K: 2 S: 11	H: 1 LOB: 1 BB: 0 P: 15	1B: 4 2B: 4 3B: 0 HR: 0	SF: 0 SAC: 0 DP: 0 HBP: 0	WP: 0 PB: 0 SB: 0 CS: 1	PA: 37			
PITCHER	IP WLS BF H R ER SO BB IBB HBP BLK WP HR S P ERA WHIP																								
Gavin Floyd, R (1, 1) ERA: 10.44	5.0		23	5	4	4	6	3	0	0	0	0	0	52	91	7.20	1.600								
Aaron Fultz, L (6, 1) ERA: 2.25	1.0	W	3	0	0	0	0	0	0	0	0	0	0	6	9	0.00	0.000								
63 Ryan Madson, R (7, 1) ERA: 3.33	1.0	H	3	1	0	0	1	0	0	0	0	0	0	6	13	0.00	1.000								
Ugueth Urbina, R (8, 1) ERA: 3.52	1.0	H	4	1	0	0	1	0	0	0	0	0	0	13	21	0.00	1.000								
Billy Wagner, L (9, 1) ERA: 1.59	1.0	S	4	1	0	0	2	0	0	0	0	0	0	11	15	0.00	1.000								

Atlanta Braves @ Philadelphia Phillies
Citizens Bank Park, Philadelphia, PA
Tue Sep 13 2005, 7:05 PM EDT
Att. 24,311 - Clear - 87 F

livebaseballscorecards.com

AB	34
R	4
H	8
RBI	4
BB	3
SO	10
LOB	18



Batter	1	2	3	4	5	6	7	8	9
11 Jimmy Rollins, S OBP: 0.316, SLG: 0.392	1-1 G4-3		1-1 G3		1-0 1B 2B		1-0 SH1-4		
Kenny Lofton, L OBP: 0.377, SLG: 0.406 Jason Michaels, R OBP: 0.408, SLG: 0.419	1-0 26 1B 3B		0-0 26 FC3-6 1B		1-0 2-H 26 2B 1B		2-2 G6-3		
26 Chase Utley, L OBP: 0.368, SLG: 0.519	0-2 CS 1B		0-0 FC3-6		0-2 1-H 2B		4-2 BB		
Bobby Abreu, L OBP: 0.413, SLG: 0.491	3-H 1-2 2B		1-1 L9		2-1 G3		1-3 K		
Pat Burrell, R OBP: 0.390, SLG: 0.516 Andy Chavez, L OBP: 0.258, SLG: 0.301	0-3 K			1-1 G5-3		2-3 K		0-0 1B 1B	
6 Ryan Howard, L OBP: 0.352, SLG: 0.536		3-2 HR		0-1 F7		3-2 1B 2B		3-3 K	
David Bell, R OBP: 0.300, SLG: 0.352		2-3 K		1-1 P2		0-0 F8		2-2 1B	
Mike Lieberthal, R OBP: 0.324, SLG: 0.416		0-1 G1-4-3			2-2 G6-3		1-0 2-H 1B	1-2 L4	
Gavin Floyd, R OBP: 0.111, SLG: 0.111 Shane Victorino, S OBP: 0.400, SLG: 0.400 Aaron Fultz, L OBP: 0.333, SLG: 0.333 63 Ryan Madson, L OBP: 0.300, SLG: 0.307 Ramon Martinez, R OBP: 0.301, SLG: 0.289 Billy Wagner, L OBP: 0.500, SLG: 0.500		2-1 F9			2-1 L5		3-2 G6-3 SH1-4 1B	1-2 F9	

AB	R	H	RBI	BB	SO	LOB
3	1	1	0	0	0	0
3	2	3	1	0	0	0
1	0	0	0	0	0	1
3	0	2	2	1	0	1
4	0	1	0	0	1	4
4	0	1	0	0	2	1
0	0	0	0	0	0	0
4	2	2	1	0	1	1
4	0	1	0	0	1	1
4	0	1	1	0	0	2
1	0	0	0	0	0	0
1	0	0	0	0	0	0
0	0	0	0	0	0	0
0	0	0	0	0	0	0
1	0	1	0	0	0	0
0	0	0	0	0	0	0
1	0	0	0	0	0	2
0	0	0	0	0	0	0

BOTTOM	
Atlanta Braves @ Philadelphia Phillies	
Citizens Bank Park, Philadelphia, PA	
Tue Sep 13 2005, 7:05 PM EDT	
Att. 24,311 - Clear - 87 F	
AB	34
R	5
H	13
RBI	5
BB	1
SO	5
LOB	13
WP: 0	PA: 36
PB: 0	
SB: 0	
CS: 1	

Inning Stats	R	H	E	K	S	IP	WLS	BF	H	R	ER	SO	BB	IBB	HBP	BLK	WP	HR	S	P	ERA	WHIP
	1	3	0	12	17	5.0		22	8	4	4	2	0	0	0	0	0	1	48	72	7.20	1.600
	1	1	0	10	17				1	1	1	1	0	0	0	0	0	0	8	14	9.00	2.000
	1	1	0	10	17				0	0	0	1	1	0	0	0	0	0	16	27	0.00	2.000
	1	1	0	10	17				0	0	0	1	0	0	0	0	0	0	16	23	0.00	2.000



Batter	1	2	3	4	5	6	7	8	9	AB R H RBI BB SO LOB	TOP		
Rafael Furcal, S (1, 6) OBP: 0.340, SLG: 0.415 Wilson Betemit, S (8, 6) OBP: 0.353, SLG: 0.433	2-0 1B		1-3 K		3-1 F8		0-1 F8		1-3 K	4 0 1 0 0 1 3 1 0 0 0 0 1 1			
Marcus Giles, R (1, 4) OBP: 0.369, SLG: 0.451	0-1 SAFE 1B		1-0 FC6-4		0-0 SF9		0-1 FC6-4		2-1 F9	4 0 1 1 0 0 3			
10 Chipper Jones, S (1, 5) OBP: 0.414, SLG: 0.559 4 Pete Orr, L (8, 5) OBP: 0.319, SLG: 0.365	0-1 F7			0-3 K	4-0 BB			1-2 G4-3		3 0 0 0 1 1 2 0 0 0 0 0 0 0			
Andruw Jones, R (1, 8) OBP: 0.359, SLG: 0.613 Dan Kolb, R (8, 1)	3-2 G5-4-3			0-0 2B 3B 1B	1-2 G5-3			0-1 HR		4 2 2 1 0 0 3 0 0 0 0 0 0 0			
Adam LaRoche, L (1, 3) OBP: 0.304, SLG: 0.417		0-1 F7		1-1 3B 2B		0-0 G3		0-2 F7		4 1 1 0 0 0 0			
7 Jeff Francoeur, R (1, 9) OBP: 0.358, SLG: 0.599		0-0 G6-3		2-2 K		1-1 G5-3		1-0 FC4-6 1B		4 0 1 0 0 1 2			
Kelly Johnson, L (1, 7) OBP: 0.333, SLG: 0.399 50 Anthony Lerew, L (4, 1) Andy Marte, R (8, PH) OBP: 0.245, SLG: 0.244 49 Macay McBride, L (6, 1) Jim Brower, R (7, 1) Todd Hollandsworth, L (8, PH) OBP: 0.286, SLG: 0.382 (8, 7)		2-1 P4		3-2 3B		3-3 K		0-0 FC4-6		2 0 1 2 0 0 0 0 0 0 0 0 0 0 1 0 0 0 0 1 0 0 0 0 0 0 0 0 0 0 0 0 0 0 0 1 0 0 0 0 0 1	AB 36 R 4 H 11 RBI 4 BB 1 SO 5 LOB 17		
16 Brian McCann, L (1, 2) OBP: 0.339, SLG: 0.400 8 Brayan Peña, S (7, PH) OBP: 0.182, SLG: 0.156 (7, 2)			3-1 F8		1-1 P6		0-0 FC6-4 1B		0-0 F9	2 0 0 0 0 0 1 2 0 1 0 0 0 0			
Horacio Ramirez, L (1, 1) OBP: 0.235, SLG: 0.269 Ryan Langerhans, L (4, 7) OBP: 0.327, SLG: 0.410 (8, 8)			0-0 FC6-4 1B		0-2 F8 SF9 2B		1-2 FC6-4 FC6-4		3-1 1B	1 0 1 0 0 0 0 3 1 2 0 0 0 1			
Inning Stats	R: 0 H: 2 E: 0 LOB: 1 K: 0 BB: 0 S: 8 P: 13	R: 0 H: 0 E: 0 LOB: 0 K: 0 BB: 0 S: 5 P: 7	R: 0 H: 1 E: 0 LOB: 1 K: 1 BB: 0 S: 7 P: 12	R: 2 H: 3 E: 0 LOB: 1 K: 2 BB: 0 S: 15 P: 22	R: 1 H: 1 E: 0 LOB: 1 K: 0 BB: 1 S: 10 P: 18	R: 0 H: 0 E: 0 LOB: 0 K: 1 BB: 0 S: 6 P: 10	R: 0 H: 1 E: 0 LOB: 1 K: 0 BB: 0 S: 8 P: 9	R: 1 H: 2 E: 0 LOB: 1 K: 0 BB: 0 S: 10 P: 12	R: 0 H: 1 E: 0 LOB: 1 K: 1 BB: 0 S: 9 P: 15	1B: 7 SF: 1 2B: 2 SAC: 0 3B: 1 DP: 1 HR: 1 HBP: 0	WP: 0 PA: 38 PB: 0 SB: 0 CS: 0		
PITCHER	IP WLS BF H R ER SO BB IBB HBP BLK WP HR S P ERA WHIP											PITCHER	IP WLS BF H R ER SO BB IBB HBP BLK WP HR S P ERA WHIP
Cory Lidle, R (1, 1) ERA: 4.79	5.0 W 22 7 3 3 3 1 0 0 0 0 0 0 45 72 5.40 1.600												
Aaron Fultz, L (6, 1) ERA: 2.18	2.0 7 1 0 0 1 0 0 0 0 0 0 0 14 19 0.00 0.500												
Geoff Geary, R (8, 1) ERA: 3.71	1.0 5 2 1 1 0 0 0 0 0 0 0 1 10 12 9.00 2.000												
Aquilino Lopez, R (9, 1) ERA: 1.46	1.0 4 1 0 0 1 0 0 0 0 0 0 0 9 15 0.00 1.000												

Atlanta Braves @ Philadelphia Phillies
Citizens Bank Park, Philadelphia, PA

Wed Sep 14 2005, 7:05 PM EDT
Att. 23,125 - Cloudy - 78 F

livebaseballscorecards.com



Batter	1	2	3	4	5	6	7	8	9
11 Jimmy Rollins, S OBP: 0.318, SLG: 0.397 Endy Chavez, L OBP: 0.258, SLG: 0.301	1-1 1B 2B	3-1 FC6-4 1B	2-2 G6-3		3-1 1B 2B		2-3 K		
Jason Michaels, R OBP: 0.408, SLG: 0.430	1-3 K	0-0 FC6-4		1-3 K	1-0 1B		2-2 HR		
Bobby Abreu, L OBP: 0.413, SLG: 0.490 8 Shane Victorino, S OBP: 0.400, SLG: 0.400	3-2 26 1B 1B	0-0 G4-3		0-1 G4-3	1-2 G4-3		4-0 BB BB		
Pat Burrell, R OBP: 0.396, SLG: 0.517 Geoff Geary, R OBP: 0.167, SLG: 0.167 Aquilino Lopez, R	0-1 1B 26 SF8 1B		4-1 26 FC4-6 BB	4-1 26 2B BB		4-2 2B G6-3 BB	4-2 BB		
26 Chase Utley, L OBP: 0.367, SLG: 0.518 Matt Kata, S OBP: 0.286, SLG: 0.297	0-0 FC4 1B		1-0 FC4-6 1B 1B HR	1-1 2B		3-3 K	0-0 G3		
David Bell, R OBP: 0.303, SLG: 0.356	1-2 1B		2-1 1B HR 1B		0-0 P4	2-2 2B	0-0 G5-3		
Mike Lieberthal, R OBP: 0.326, SLG: 0.419 Todd Pratt, R OBP: 0.345, SLG: 0.428	0-1 SF8		2-2 HR 1B		1-2 1B BB 1B	2-2 G6-3	0-3 K		
Ramon Martinez, R OBP: 0.313, SLG: 0.343	2-1 L7		1-1 HR		4-2 11 2B 1B BB	0-2 G4-3	0-1 1B		
Cory Lidle, R OBP: 0.180, SLG: 0.163 Michael Tucker, L OBP: 0.312, SLG: 0.362 Aaron Fultz, L OBP: 0.333, SLG: 0.333 Tomas Perez, S OBP: 0.298, SLG: 0.286		0-3 K	0-1 B1		2-1 F8		2-1 F8	0-1 G1-3	

Inning Stats	R: 3 E: 1 K: 1 S: 22	H: 4 LOB: 2 BB: 0 P: 30	R: 0 E: 0 K: 1 S: 7	H: 1 LOB: 1 BB: 0 P: 10	R: 4 E: 0 K: 0 S: 14	H: 3 LOB: 0 BB: 1 P: 26	R: 0 E: 0 K: 1 S: 9	H: 1 LOB: 2 BB: 1 P: 15	R: 3 E: 0 K: 0 S: 15	H: 3 LOB: 1 BB: 1 P: 27	R: 1 E: 0 K: 1 S: 17	H: 1 LOB: 1 BB: 1 P: 28	R: 1 E: 0 K: 1 S: 11	H: 1 LOB: 2 BB: 2 P: 25	R: 0 E: 0 K: 1 S: 9	H: 1 LOB: 1 BB: 0 P: 9
--------------	-------------------------------	----------------------------------	------------------------------	----------------------------------	-------------------------------	----------------------------------	------------------------------	----------------------------------	-------------------------------	----------------------------------	-------------------------------	----------------------------------	-------------------------------	----------------------------------	------------------------------	---------------------------------

PITCHER	IP	WLS	BF	H	R	ER	SO	BB	IBB	HBP	BLK	WP	HR	S	P	ERA	WHIP
Horacio Ramirez, L ERA: 4.65	(1, 1)	3.0	19	8	7	6	2	1	0	0	0	0	1	43	66	18.00	3.000
50 Anthony Lerew, R ERA: 7.36	(4, 1)	2.0	11	4	3	3	1	2	0	0	0	0	0	24	42	13.50	3.000
49 Macay McBride, L ERA: 4.66	(6, 1)	1.0	5	1	1	1	1	1	0	0	0	0	0	17	28	9.00	2.000
Jim Brower, R ERA: 5.82	(7, 1)	1.0	6	1	1	1	1	2	0	0	0	0	1	11	25	9.00	3.000
Dan Kolb, R ERA: 5.47	(8, 1)	1.0	4	1	0	0	1	0	0	0	0	0	0	9	9	0.00	1.000

BOTTOM

AB	R	H	RBI	BB	SO	LOB
5	2	3	1	0	1	0
0	0	0	0	0	0	0
5	1	2	3	0	2	2
4	1	1	1	1	0	2
0	0	0	0	0	0	0
1	2	1	0	4	0	0
0	0	0	0	0	0	0
0	0	0	0	0	0	0
5	1	1	0	0	1	6
0	0	0	0	0	0	0
5	1	3	1	0	0	0
3	2	2	2	0	0	1
1	0	0	0	0	1	0
4	2	2	4	1	0	3
2	0	0	0	0	1	0
1	0	0	0	0	0	2
0	0	0	0	0	0	0
2	0	0	0	0	0	1

AB 38
R 12
H 15
RBI 12
BB 6
SO 6
LOB 17

WP: 0 PA: 45
PB: 0 SB: 1 CS: 0



Atlanta Braves @ Philadelphia Phillies
Citizens Bank Park, Philadelphia, PA
Wed Sep 14 2005, 7:05 PM EDT
Att. 23,125 - Cloudy - 78 F

livebaseballscorecards.com

Batter	1	2	3	4	5	6	7	8	9	AB R H RBI BB SO LOB	TOP																
Rafael Furcal, S OBP: 0.341, SLG: 0.417 (1, 6)	0-1 G6-3		1-0 10 HR 1B		2-0 E6 SH1-3		0-0 G1-6-3 10 HR 2B		1-0 G4-3	5 2 2 0 0 0 0																	
Marcus Giles, R OBP: 0.370, SLG: 0.449 (1, 4)	4-2 BB		4-2 10 HR BB		0-0 SH1-3		0-1 G1-6-3		1-2 G5-3	2 1 0 0 2 0 1																	
10 Chipper Jones, S OBP: 0.414, SLG: 0.576 (1, 5)	0-0 L7		0-0 HR 1-H 2-H		2-1 F7		2-2 HR		1-3 K	5 2 2 5 0 1 2																	
Andruw Jones, R OBP: 0.357, SLG: 0.609 (1, 8)	3-3 K		1-0 F8		3-3 K		2-3 K			4 0 0 0 0 3 2																	
Adam LaRoche, L OBP: 0.306, SLG: 0.425 Chris Reitsma, R Johnny Estrada, S OBP: 0.301, SLG: 0.361 (1, 3) (7, 1) (8, 2)		2-3 K		2-0 G4-3		0-0 HR	2-0 1B			4 1 2 1 0 1 0 0 0 0 0 0 0 0 0 0 0 0 0 0 0																	
7 Jeff Francoeur, R OBP: 0.352, SLG: 0.587 (1, 9)		3-3 K		2-1 G4-3		2-3 K	0-0 L4			4 0 0 0 0 2 1																	
Ryan Langerhans, L OBP: 0.326, SLG: 0.411 (1, 7)		0-1 F8		3-2 2B		2-2 G6-3		0-1 B1		4 0 1 0 0 0 0																	
16 Brian McCann, L OBP: 0.343, SLG: 0.399 Kyle Farnsworth, R (1, 2) (8, 1)			1-0 G4-3	4-0 IBB		1-2 FC4-6 1B		2-3 K		3 0 1 0 1 1 0 0 0 0 0 0 0 0																	
Jorge Sosa, R OBP: 0.138, SLG: 0.107 49 Macay McBride, L Julio Franco, R OBP: 0.339, SLG: 0.459 (1, 1) (6, 1) (7, 3)			2-3 K	1-3 K		1-1 FC4-6 1-2f		3-2 G6-3		3 0 0 0 0 2 3 0 0 0 0 0 0 0 1 0 0 0 0 0 0																	
Inning Stats	R: 0 E: 0 K: 1 S: 9	H: 0 LOB: 1 BB: 1 P: 16	R: 0 E: 0 K: 2 S: 9	H: 0 LOB: 0 BB: 0 P: 14	R: 3 E: 0 K: 1 S: 9	H: 2 LOB: 0 BB: 1 P: 18	R: 0 E: 0 K: 1 S: 9	H: 1 LOB: 2 BB: 1 P: 21	R: 0 E: 1 K: 1 S: 7	H: 0 LOB: 1 BB: 0 P: 14	R: 1 E: 0 K: 1 S: 13	H: 2 LOB: 1 BB: 0 P: 19	R: 2 E: 0 K: 1 S: 12	H: 3 LOB: 1 BB: 0 P: 18	R: 0 E: 0 K: 1 S: 8	H: 0 LOB: 0 BB: 0 P: 13	R: 0 E: 0 K: 1 S: 7	H: 0 LOB: 0 BB: 0 P: 10	1B: 3 2B: 2 3B: 0 HR: 3	SF: 0 SAC: 1 DP: 0 HBP: 0	WP: 0 PB: 0 SB: 1 CS: 0	PA: 39					
PITCHER	IP	WLS	BF	H	R	ER	SO	BB	IBB	HBP	BLK	WP	HR	S	P	ERA	WHIP										
39 Brett Myers, R ERA: 3.71 (1, 1)	6.0	L	27	5	4	4	7	2	1	0	0	0	2	56	102	6.00	1.167										
63 Ryan Madson, R ERA: 3.51 (7, 1)	1.0		6	3	2	2	1	0	0	0	0	0	1	12	18	18.00	3.000										
Rheal Cormier, L ERA: 6.07 (8, 1)	1.0		3	0	0	0	1	0	0	0	0	0	0	8	13	0.00	0.000										
Geoff Geary, R ERA: 3.63 (9, 1)	1.0		3	0	0	0	1	0	0	0	0	0	0	7	10	0.00	0.000										

Atlanta Braves @ Philadelphia Phillies
Citizens Bank Park, Philadelphia, PA

Thu Sep 15 2005, 7:05 PM EDT
Att: 27,804 - Party Cloudy - 83 F

livebaseballscorecards.com

AB 35
R 6
H 8
RBI 6
BB 3
SO 10
LOB 9



Batter	1	2	3	4	5	6	7	8	9	AB	R	H	RBI	BB	SO	LOB
11 Jimmy Rollins, S OBP: 0.321, SLG: 0.399	2-1 L9	3-1 E6		0-1 F8		1-1 1B		1-0 1B		5	0	3	0	0	0	1
Kenny Lofton, L OBP: 0.377, SLG: 0.405	1-1 E9	2-1 G4-3			0-1 HR	3-2 L8		0-0 1B		3	1	1	0	0	0	2
Jason Michaels, R OBP: 0.408, SLG: 0.430	BB 26 S							1-2 1B		2	0	1	0	0	0	2
Geoff Geary, R OBP: 0.167, SLG: 0.167		1-2						1-2 1B		0	0	0	0	0	0	0
26 Chase Utley, L OBP: 0.365, SLG: 0.514	4-0 BB		1-1 P5		1-2 G4-3		1-2 G4-3	0-2 G3		4	0	0	0	1	0	3
Bobby Abreu, L OBP: 0.416, SLG: 0.499	4-2		2-2		3-2 HR		2-1 WP 6 1B		2-3 K	4	2	3	2	1	1	0
Pat Burrell, R OBP: 0.392, SLG: 0.512	1-1 F5		1-2 L9		2-2 G4-3		3-2 P5		3-3 K	5	0	0	0	0	1	5
6 Ryan Howard, L OBP: 0.353, SLG: 0.545	3-2 F8		2-2 F7		2-0 G4-3		0-0 1B		0-0 HR	5	1	2	2	0	0	4
David Bell, R OBP: 0.302, SLG: 0.357		0-0 F8		0-1 2B		3-2 E6 11 1B		0-1 F8		5	0	1	0	0	0	1
Todd Pratt, R OBP: 0.337, SLG: 0.417		0-2 F8		2-3 K		0-0 F8		1-2 F8		4	0	0	0	0	1	2
39 Brett Myers, R OBP: 0.210, SLG: 0.172		0-1		0-3 K		1-2 F9		2-2 L6		2	0	1	0	0	1	1
8 Shane Victorino, S OBP: 0.333, SLG: 0.333										1	0	0	0	0	0	1
63 Ryan Madson, L										0	0	0	0	0	0	0
Rheal Cormier, L										0	0	0	0	0	0	0
Michael Tucker, L OBP: 0.311, SLG: 0.360		11 E								1	0	0	0	0	0	0

Inning Stats	R: 0	H: 0	E: 1	K: 0	S: 13	H: 0	LOB: 3	BB: 2	P: 28	R: 0	H: 2	E: 1	K: 0	S: 10	H: 1	LOB: 1	BB: 0	P: 15	R: 0	H: 1	E: 0	K: 2	S: 12	H: 1	LOB: 1	BB: 0	P: 14	R: 2	H: 2	E: 0	K: 0	S: 11	H: 1	LOB: 2	BB: 0	P: 23	R: 1	H: 2	E: 0	K: 0	S: 15	H: 2	LOB: 1	BB: 0	P: 21	R: 0	H: 2	E: 0	K: 0	S: 11	H: 2	LOB: 2	BB: 0	P: 15	R: 1	H: 1	E: 0	K: 2	S: 11	H: 1	LOB: 0	BB: 0	P: 16	1B: 8	2B: 2	3B: 0	HR: 2	SF: 0	SAC: 0	DP: 0	HBP: 0	WP: 1	PA: 43
--------------	------	------	------	------	-------	------	--------	-------	-------	------	------	------	------	-------	------	--------	-------	-------	------	------	------	------	-------	------	--------	-------	-------	------	------	------	------	-------	------	--------	-------	-------	------	------	------	------	-------	------	--------	-------	-------	------	------	------	------	-------	------	--------	-------	-------	------	------	------	------	-------	------	--------	-------	-------	-------	-------	-------	-------	-------	--------	-------	--------	-------	--------

PITCHER	IP	WLS	BF	H	R	ER	SO	BB	IBB	HBP	BLK	WP	HR	S	P	ERA	WHIP
Jorge Sosa, R ERA: 2.58	(1, 1)	5.2	W	28	7	2	2	2	2	0	0	0	0	68	110	3.18	1.588
49 Macay McBride, L ERA: 5.23	(6, 1)	0.2	H	3	1	1	0	0	0	0	0	0	0	11	17	13.50	1.500
Chris Reitsma, R ERA: 3.84	(7, 1)	1.1		7	3	0	0	0	0	0	0	1	0	17	24	0.00	2.250
Kyle Farnsworth, R ERA: 2.03	(8, 1)	1.1	S	5	1	1	2	0	0	0	0	0	1	14	19	6.75	0.750

BOTTOM

Atlanta Braves @ Philadelphia Phillies
Citizens Bank Park, Philadelphia, PA

Thu Sep 15 2005, 7:05 PM EDT
Att. 27,804 - Partly Cloudy - 83 F

livebaseballscorecards.com

AB	41
R	4
H	12
RBI	4
BB	2
SO	4
LOB	22



Batter	1	2	3	4	5	6	7	8	9	AB R H RBI BB SO LOB
Luis Castillo, S (1, 4) OBP: 0.387, SLG: 0.365 14 Josh Willingham, R (9, PH) OBP: 0.417, SLG: 0.300	0-3 K		1-1 1B		1 SAFE 0-0 G3		4-0 1B BB		2-1 P5	3 0 1 0 1 1 1 1 0 0 0 0 0 0
Jeff Conine, R (1, 7) OBP: 0.370, SLG: 0.403 (7, 9)	1-2 L6		0-2 L9		3-3 K		0-1 1-2 1B			4 0 1 0 0 1 2
Miguel Cabrera, R (1, 5) OBP: 0.389, SLG: 0.572 (7, 7)	2-2 HR 1B		1-1 F7		1-0 2B SF9 1B		2-3 K			4 2 2 0 0 1 3
Carlos Delgado, L (1, 3) OBP: 0.398, SLG: 0.591	2-2 HR		3-1 F9		0-0 1-3 2B		1-1 2B			4 1 3 2 0 0 1
Juan Encarnacion, R (1, 9) OBP: 0.350, SLG: 0.455 (7, 8)	0-0 G4-3			1-1 G6-3		0-3 K		0-3 K		4 0 0 0 0 2 3
Damion Easley, R (1, 6) OBP: 0.312, SLG: 0.419 11 Robert Andino, R (2, 6) Mike Lowell, R (6, PH) OBP: 0.288, SLG: 0.347 (7, 5)		1-2 L3		1-0 G3		0-0 SF9		0-3 K		0 0 0 0 0 0 0 2 0 0 0 0 0 0 1 0 0 1 0 1 1
Juan Pierre, L (1, 8) OBP: 0.321, SLG: 0.342 55 Josh Johnson, L (7, 1) Randy Messenger, R (8, 1) OBP: 0.667, SLG: 0.500 Chris Aguilera, R (8, PH) OBP: 0.243, SLG: 0.254 Chris Resop, R (9, 1)		3-3 K		3-2 G4-3		3-2 L7		2-3 K		3 0 0 0 0 1 1 0
20 Matt Treanor, R (1, 2) OBP: 0.296, SLG: 0.256		4-2 BB			4-1 27 FC3-6 BB		1-3 K		1-0 G5-3	2 0 0 0 2 1 0
Brian Moehler, R (1, 1) OBP: 0.125, SLG: 0.105 27 Jeremy Hermida, L (6, PH) OBP: 0.250, SLG: 0.421 Jim Meece, S (6, 1) Ron Villone, L (6, 1) Paul Quantrill, L (6, 1) Antonio Alfonseca, R (6, 1) Josh Wilson, R (7, 8)		0-1 P4			1-2 FC3-6 G3		2-3 K		1-0 P3	1 0 0 0 0 0 1 1 0 0 0 0 0 1 0 2 0 0 0 0 1 0

Inning Stats	R: 2 E: 0 K: 1 S: 15	H: 2 LOB: 0 BB: 0 P: 20	R: 0 E: 0 K: 1 S: 12	H: 0 LOB: 1 BB: 1 P: 20	R: 0 E: 0 K: 0 S: 9	H: 1 LOB: 1 BB: 0 P: 14	R: 0 E: 0 K: 0 S: 6	H: 0 LOB: 0 BB: 0 P: 11	R: 0 E: 0 K: 1 S: 9	H: 0 LOB: 1 BB: 1 P: 17	R: 1 E: 0 K: 1 S: 10	H: 2 LOB: 1 BB: 0 P: 14	R: 0 E: 0 K: 3 S: 11	H: 1 LOB: 2 BB: 1 P: 20	R: 0 E: 0 K: 3 S: 12	H: 1 LOB: 1 BB: 0 P: 15	R: 0 E: 0 K: 0 S: 4	H: 0 LOB: 0 BB: 0 P: 8	1B: 4 2B: 2 3B: 0 HR: 1	SF: 1 SAC: 0 DP: 0 HBP: 0
--------------	-------------------------------	----------------------------------	-------------------------------	----------------------------------	------------------------------	----------------------------------	------------------------------	----------------------------------	------------------------------	----------------------------------	-------------------------------	----------------------------------	-------------------------------	----------------------------------	-------------------------------	----------------------------------	------------------------------	---------------------------------	----------------------------------	------------------------------------

BOTTOM

Philadelphia Phillies @ Florida Marlins
Dolphin Stadium, Miami, FL

Fri Sep 16 2005, 7:35 PM EDT
Att. 30,853 - Partly Cloudy - 85 F

livebaseballscorecards.com

AB	33
R	3
H	7
RBI	3
BB	3
SO	10
LOB	15



PITCHER	IP	WLS	BF	H	R	ER	SO	BB	IBB	HBP	BLK	WP	HR	S	P	ERA	WHIP
21 Jon Lieber, R (1, 1) ERA: 4.4	5.0		20	3	2	2	3	2	0	0	0	0	1	51	82	3.60	1.000
Geoff Geary, R (6, 1) ERA: 3.76	0.2		4	2	1	1	1	0	0	0	0	0	0	6	7	13.50	3.000
Aaron Fultz, L (6, 1) ERA: 2.17	0.1		1	0	0	0	0	0	0	0	0	0	0	4	7	0.00	0.000
63 Ryan Madson, R (7, 1) ERA: 3.47	1.0		5	1	0	0	3	1	0	0	0	0	0	11	20	0.00	2.000
Aquilino Lopez, R (8, 1) ERA: 1.35	1.0		4	1	0	0	3	0	0	0	0	0	0	12	15	0.00	1.000

PITCHER	IP	WLS	BF	H	R	ER	SO	BB	IBB	HBP	BLK	WP	HR	S	P	ERA	WHIP
Robinson Tejeda, R (9, 1) ERA: 3.15	1.0		3	0	0	0	0	0	0	0	0	0	0	4	8	0.00	0.000

BOTTOM

Philadelphia Phillies @ Florida Marlins
Dolphin Stadium, Miami, FL
Sat Sep 17 2005, 1:20 PM EDT
Att. 27,203 - Sunny - 96 F

livebaseballscorecards.com

AB 32
R 2
H 7
RBI 2
BB 5
SO 9
LOB 17



WP: 0 PA: 39
PB: 0
SB: 2
CS: 0

AB R H RBI BB SO LOB

4 0 2 0 0 1 1

4 1 2 0 1 0 1

5 0 0 0 0 1 6

2 0 1 1 2 0 0
0 0 0 0 0 0 0

3 0 0 1 0 2 3

4 0 0 0 0 2 4

4 0 1 0 0 1 0

3 0 0 0 0 1 1
0 0 0 0 0 0 0
0 0 0 0 0 0 0
0 0 0 0 0 0 0
0 0 0 0 1 0 0

3 1 1 0 1 1 1

1B: 5 SF: 1
2B: 2 SAC: 1
3B: 0 DP: 1
HR: 0 HBP: 0

Batter	1	2	3	4	5	6	7	8	9
Luis Castillo, S OBP: 0.388, SLG: 0.366 (1, 4)	0-1 G6-4-3 1B		1-0 SH5-4 1-2	1-3			2-2 L9		0-1 1B 1-2
Juan Pierre, L OBP: 0.324, SLG: 0.343 (1, 8)	3-2 G6-4-3 1-2f		4-2 BB E BB		2-1 F9			3-2 L9 SF9 1B	2-2 1B 1-2 2-3
Miguel Cabrera, R OBP: 0.386, SLG: 0.567 (1, 7)	3-2 E5 2B		2-2 FC4 BB		1-3 K			3-2 L9	1-0 G5-3
Carlos Delgado, L OBP: 0.400, SLG: 0.593 Juan Encarnacion, R OBP: 0.350, SLG: 0.455 (8, PR) (9, 9)	0-0 1-H 2B		4-2 BB		2-2 G6-3			4-0 S IBB	
Jeff Conine, R OBP: 0.365, SLG: 0.399 (9, 3)		2-2 K	1-2 K		0-0 G5-3			0-2 SF9	
Paul Lo Duca, R OBP: 0.340, SLG: 0.388 (1, 2)		1-2 G3	2-3 K		1-2 F8			3-H K	
Mike Lowell, R OBP: 0.288, SLG: 0.346 (1, 5)		3-2 1B		2-3 K	1-1 G6-3				0-0 P3
Dontrelle Willis, L OBP: 0.273, SLG: 0.333 Todd Jones, L OBP: 0.500, SLG: 0.500 Ron Villone, L OBP: 0.667, SLG: 0.500 Randy Messenger, R OBP: 0.667, SLG: 0.500 14 Josh Willingham, R OBP: 0.462, SLG: 0.300 (9, PH)		1-0 G3-4-3		0-1 F8			1-3 K		4-2 1B 1B BB
11 Robert Andino, R OBP: 0.200, SLG: 0.222 (1, 6)			4-2 E SH5-4 BB BB		0-0 2B		0-1 P3		1-3 K

Inning Stats	R: 0	H: 2	E: 1	LOB: 2	K: 0	BB: 0	S: 10	P: 16
	R: 0	H: 1	E: 0	LOB: 1	K: 1	BB: 0	S: 13	P: 20
	R: 1	H: 0	E: 1	LOB: 3	K: 2	BB: 3	S: 21	P: 39
	R: 0	H: 1	E: 0	LOB: 1	K: 2	BB: 0	S: 9	P: 12
	R: 0	H: 0	E: 0	LOB: 0	K: 1	BB: 0	S: 8	P: 13
	R: 0	H: 0	E: 0	LOB: 0	K: 0	BB: 0	S: 8	P: 10
	R: 0	H: 0	E: 0	LOB: 0	K: 1	BB: 0	S: 8	P: 11
	R: 1	H: 1	E: 0	LOB: 2	K: 1	BB: 1	S: 14	P: 25
	R: 0	H: 2	E: 0	LOB: 3	K: 1	BB: 1	S: 13	P: 21

PITCHER	IP	WLS	BF	H	R	ER	SO	BB	IBB	HBP	BLK	WP	HR	S	P	ERA	WHIP
Vicente Padilla, R ERA: 4.43 (1, 1)	7.0		28	4	1	0	7	3	0	0	0	0	0	77	121	0.00	1.000
Ugueth Urbina, R ERA: 3.59 (8, 1)	1.0	W	5	1	1	1	1	0	1	0	0	0	0	14	25	9.00	1.000
Aaron Fultz, L ERA: 2.14 (9, 1)	1.0		6	2	0	0	1	1	0	0	0	0	0	13	21	0.00	3.000

Batter	1	2	3	4	5	6	7	8	9	AB R H RBI BB SO LOB	TOP											
11 Jimmy Rollins, S OBP: 0.325, SLG: 0.409 (1, 6)	3-3 K		3-2 F9		4-1 FC5 26 1B BB		0-0 G4-3 3B	0-0 F9 1-2 3-H		4 1 1 0 1 1 1												
Kenny Lofton, L OBP: 0.388, SLG: 0.414 (1, 8)	1-2 G4-3		4-2 26 S BB		1-2 1B		3-1 G4-3		0-1 1B	4 0 2 2 1 0 0												
26 Chase Utley, L OBP: 0.362, SLG: 0.506 (1, 4)	1-2 BB 1B		2-3 K		1-2 FC5		1-2 G4-3		0-1 F8	5 0 1 0 0 1 4												
Bobby Abreu, L OBP: 0.415, SLG: 0.495 (1, 9)	4-1 1-2 BB			3-2 G1-3		4-1 6 2B BB		1-2 L7	3-3 K	3 1 0 0 2 1 1												
Pat Burrell, R OBP: 0.390, SLG: 0.505 (1, 7)	1-3 K			1-0 L8		3-2 K		2-3 K	0-0 P3	5 0 0 0 0 3 4												
6 Ryan Howard, L OBP: 0.355, SLG: 0.549 (1, 3)		2-1 G4-3		1-3 K2-3		0-0 1-H 2B		1-1 1B 2B		4 1 2 1 0 1 0												
David Bell, R OBP: 0.304, SLG: 0.359 (1, 5)		1-0 P2			1-1 1B 2B		2-2 P4	0-0 1B E 1B		4 2 2 0 0 0 1												
Mike Lieberthal, R OBP: 0.327, SLG: 0.418 (1, 2)		0-0 1B			2-2 P5		1-2 G4-3	1-0 E9 8 E 11 BLK 1B		4 1 2 1 0 0 2												
58 Eusebio, L Geoff Geary, R Tommy Perez, S Robinson Tejada, R Aquinino Lopez, R Erick Chavez, L Clavin Floyd, R Shane Victorino, S Pedro Lirio, R			1-2 L8			0-0 P6		1-2 F7	2-2 E3 11 BLK	1 0												
Inning Stats	R: 0 E: 0 K: 2 S: 14	H: 1 LOB: 2 BB: 1 P: 24	R: 0 E: 0 K: 0 S: 4	H: 1 LOB: 1 BB: 0 P: 7	R: 0 E: 0 K: 1 S: 15	H: 0 LOB: 1 BB: 1 P: 25	R: 0 E: 0 K: 1 S: 8	H: 0 LOB: 0 BB: 0 P: 13	R: 1 E: 0 K: 0 S: 13	H: 2 LOB: 2 BB: 1 P: 22	R: 1 E: 0 K: 1 S: 13	H: 1 LOB: 1 BB: 1 P: 23	R: 1 E: 0 K: 0 S: 8	H: 1 LOB: 0 BB: 0 P: 14	R: 3 E: 2 K: 1 S: 15	H: 3 LOB: 1 BB: 0 P: 22	R: 0 E: 0 K: 1 S: 8	H: 1 LOB: 1 BB: 0 P: 11	1B: 6 2B: 3 3B: 1 HR: 0	SF: 0 SAC: 0 DP: 0 HBP: 0	WP: 0 PB: 0 SB: 1 CS: 0	PA: 41
PITCHER	IP WLS BF H R ER SO BB IBB HBP BLK WP HR S P ERA WHIP																					
Josh Beckett, R ERA: 3.51 (1, 1)	6.0 W 26 5 2 2 5 4 0 0 0 0 0 0 67 114 3.00 1.500																					
Antonio Alfonseca, R ERA: 3.86 (7, 1)	1.0 4 1 1 1 0 0 0 0 0 0 0 0 8 14 9.00 1.000																					
Ismael Valdez, R ERA: 5.36 (8, 1)	2.0 11 4 3 1 2 0 0 0 0 1 0 0 23 33 4.50 2.000																					

Philadelphia Phillies @ Florida Marlins
Dolphin Stadium, Miami, FL
Sun Sep 18 2005, 8:05 PM EDT
Att. 25,208 - Partly Cloudy - 84 F

livebaseballscorecards.com

AB	37
R	6
H	10
RBI	4
BB	4
SO	7
LOB	15



Batter	1	2	3	4	5	6	7	8	9
Luis Castillo, S OBP: 0.390, SLG: 0.372 Josh Wilson, R (7, PR) (8, 4)	2-2 G6-3 3B	2-2 F9		0-1 1B 1B	4-0 1B IBB		1-1 E4 2B 2B	0-2 K	
Jeff Conine, R OBP: 0.377, SLG: 0.408 (8, 7)	4-0 G6-3 BB		4-0 1B 2B BB	0-0 1B 1B	1-2 1B 1B		3-2 2B 2B	4-2 BB BB	
Miguel Cabrera, R OBP: 0.386, SLG: 0.568 Ismael Valdez, R OBP: 0.182, SLG: 0.182 (8, 1)	2-1 G6-3 1-2f 3-H		2-3 SAFE K	1-0 1B 1B	1-0 G6-3 1B		3-2 2B 2B	2-3 K	
Carlos Delgado, L OBP: 0.399, SLG: 0.588 (1, 3)	0-0 G4-3		1-0 2B 1B SF9	1-1 G6-3 1-2f	2-3 K		1-0 L1		
Juan Encarnacion, R OBP: 0.350, SLG: 0.456 (8, 9)		0-2 G5-3	0-0 SF9 2B		0-0 11 WP 1B	1-1 P5		3-2 P5	
Paul Lo Duca, R OBP: 0.343, SLG: 0.388 Chris Aguila, R OBP: 0.243, SLG: 0.254 20 Matt Treanor, R OBP: 0.296, SLG: 0.256 (9, 2)		2-1 11 2B 1B	1-2 SF9		4-2 11 WP 1B BB	1-3 K		4-1 HR BB	
Mike Lowell, R OBP: 0.289, SLG: 0.352 (1, 5)		2-1 F9	2-2 F8		4-2 11 1B 11 WP BB	1-2 L6		1-0 HR	
11 Robert Andino, R OBP: 0.333, SLG: 0.385 (1, 6)		1-2 2B		0-1 G1-5-3	2-2 SH1-4 1B 1B		1-0 L7	4-0 2B BB	
Josh Beckett, R OBP: 0.219, SLG: 0.246 Antonio Alfonseca, R (7, 1) 27 Jeremy Hermida, L OBP: 0.238, SLG: 0.400 Juan Pierre, L OBP: 0.325, SLG: 0.346 (8, 8)		4-0 BB		3-2 1B 1B 1B	0-0 SH1-4		3-2 K	3-1 1-H 2B	

Inning Stats	R: 1	H: 1	E: 0	K: 0	S: 6	LOB: 0	BB: 1	P: 14	R: 0	H: 2	E: 0	K: 0	S: 18	LOB: 3	BB: 1	P: 29	R: 2	H: 2	E: 0	K: 1	S: 14	LOB: 1	BB: 1	P: 24	R: 2	H: 4	E: 0	K: 2	S: 11	LOB: 2	BB: 3	P: 42	R: 0	H: 0	E: 0	K: 1	S: 8	LOB: 0	BB: 11	R: 2	H: 2	E: 1	K: 1	S: 14	LOB: 2	BB: 0	P: 26	R: 3	H: 2	E: 0	K: 2	S: 16	LOB: 2	BB: 3	P: 37
--------------	------	------	------	------	------	--------	-------	-------	------	------	------	------	-------	--------	-------	-------	------	------	------	------	-------	--------	-------	-------	------	------	------	------	-------	--------	-------	-------	------	------	------	------	------	--------	--------	------	------	------	------	-------	--------	-------	-------	------	------	------	------	-------	--------	-------	-------

PITCHER	IP	WLS	BF	H	R	ER	SO	BB	IBB	HBP	BLK	WP	HR	S	P	ERA	WHIP
58 Eude Brito, L ERA: 3.0	2.1	L	14	5	3	3	1	3	0	0	0	0	0	31	57	11.57	3.429
Geoff Geary, R ERA: 3.98	1.2		8	4	2	2	0	0	0	0	0	0	0	18	26	10.80	2.400
Robinson Tejeda, R ERA: 3.57	0.0		4	2	4	4	0	2	0	0	0	1	0	14	24	∞	∞
Aquilino Lopez, R ERA: 1.17	2.0		8	1	0	0	3	0	1	0	0	0	0	19	29	0.00	0.500
Gavin Floyd, R ERA: 10.04	1.0		6	2	2	0	1	0	0	0	0	0	0	14	26	0.00	2.000

AB	R	H	RBI	BB	SO	LOB
4	2	2	0	1	0	3
1	1	0	0	0	1	2
3	2	3	2	3	0	0
5	0	2	4	0	2	4
1	0	0	0	0	1	2
5	1	1	0	0	1	6
5	1	2	1	0	0	0
2	1	1	1	2	1	0
0	1	0	0	0	0	0
0	0	0	0	0	0	0
4	2	1	2	1	0	2
4	2	2	1	1	0	0
1	1	1	0	1	0	0
0	0	0	0	0	0	0
1	0	0	0	0	1	0
1	0	1	1	0	0	0

WP	PA	ERA	WHIP
1	48	27.00	5.000

Philadelphia Phillies @ Florida Marlins
Dolphin Stadium, Miami, FL
Sun Sep 18 2005, 8:05 PM EDT
Att. 25,208 - Partly Cloudy - 84 F

AB 37
R 14
H 16
RBI 12
BB 9
SO 7
LOB 19



Batter	1	2	3	4	5	6	7	8	9	AB R H RBI BB SO LOB	TOP										
11 Jimmy Rollins, S OBP: 0.325, SLG: 0.408 (1, 6)	0-0 P2		1-1 F8			1-0 P6	4-2 F B BB		0-2 DI 1B	4 0 1 1 1 0 0											
Kenny Lofton, L OBP: 0.390, SLG: 0.418 Jason Michaels, R OBP: 0.402, SLG: 0.421 (1, 8) (7, PH) (7, 8)	4-0 BB			0-1 G4-3		1-1 S 2B	1-3 K		2-3 K	2 0 1 0 1 0 0 2 0 0 0 0 2 4											
26 Chase Utley, L OBP: 0.361, SLG: 0.503 (1, 4)	1-2 SAFE P6		1-1 F8			4-0 S BB		3-2 F8		3 0 0 0 1 0 1											
Bobby Abreu, L OBP: 0.414, SLG: 0.493 (1, 9)	2-2 F7		0-1 G4-3			4-0 1-2 2-3 IBB		3-2 G4-3		3 0 0 0 1 0 1											
Pat Burrell, R OBP: 0.387, SLG: 0.501 (1, 7)		0-0 G3			1-2 G5-3	2-3 K		2-3 K		4 0 0 0 0 2 3											
6 Ryan Howard, L OBP: 0.353, SLG: 0.543 (1, 3)		1-3 K			4-2 1B BB	0-0 G3			2-2 G4-3	3 0 0 0 1 1 3											
David Bell, R OBP: 0.305, SLG: 0.359 (1, 5)		2-2 G6-3			3-1 SAFE 1-2 1B		4-2 11 BB BB		2-2 L6	3 0 1 0 1 0 0											
Mike Lieberthal, R OBP: 0.326, SLG: 0.414 (1, 2)			1-1 G5-3		2-3 K		1-3 K		4-0 11 WP 1B BB	3 1 0 0 1 2 3											
Cory Lidle, R OBP: 0.173, SLG: 0.157 Rheal Cormier, L OBP: 0.182, SLG: 0.200 63 Ryan Madson, L OBP: 0.333, SLG: 0.333 8 Shane Victorino, S OBP: 0.167, SLG: 0.167 Aaron Fultz, L OBP: 0.167, SLG: 0.167 Geoff Cooney, R OBP: 0.500, SLG: 0.500 Billy Wagner, L OBP: 0.316, SLG: 0.365 (1, 1) (6, 1) (6, 1) (7, PH) (7, 1) (7, 1) (8, 1) (9, PH)		0-3 K			2-3 K		1-3 K		4-1 11 1B BB	2 0 0 0 0 0 2 2 0 0 0 0 0 0 0 0 0 0 0 0 0 0 0 0 1 0 0 0 0 0 1 1 0 1 0 0											
Inning Stats	R: 0 E: 0 K: 0 S: 8	H: 0 LOB: 1 BB: 1 P: 15	R: 0 E: 0 K: 1 S: 9	H: 0 LOB: 0 BB: 0 P: 12	R: 0 E: 0 K: 1 S: 7	H: 0 LOB: 0 BB: 0 P: 9	R: 0 E: 0 K: 0 S: 6	H: 1 LOB: 0 BB: 0 P: 7	R: 0 E: 0 K: 1 S: 7	H: 1 LOB: 3 BB: 2 P: 19	R: 0 E: 0 K: 3 S: 19	H: 0 LOB: 2 BB: 2 P: 30	R: 0 E: 0 K: 1 S: 10	H: 0 LOB: 0 BB: 0 P: 18	R: 1 E: 0 K: 1 S: 14	H: 1 LOB: 2 BB: 2 P: 28	1B: 2 2B: 1 3B: 0 HR: 0	SF: 0 SAC: 0 DP: 0 HBP: 0	WP: 1 PB: 0 SB: 2 CS: 0	PA: 38	
PITCHER	IP WLS BF H R ER SO BB IBB HBP BLK WP HR S P ERA WHIP	IP WLS BF H R ER SO BB IBB HBP BLK WP HR S P ERA WHIP	IP WLS BF H R ER SO BB IBB HBP BLK WP HR S P ERA WHIP	IP WLS BF H R ER SO BB IBB HBP BLK WP HR S P ERA WHIP	IP WLS BF H R ER SO BB IBB HBP BLK WP HR S P ERA WHIP	IP WLS BF H R ER SO BB IBB HBP BLK WP HR S P ERA WHIP	IP WLS BF H R ER SO BB IBB HBP BLK WP HR S P ERA WHIP	IP WLS BF H R ER SO BB IBB HBP BLK WP HR S P ERA WHIP	IP WLS BF H R ER SO BB IBB HBP BLK WP HR S P ERA WHIP	IP WLS BF H R ER SO BB IBB HBP BLK WP HR S P ERA WHIP	IP WLS BF H R ER SO BB IBB HBP BLK WP HR S P ERA WHIP	IP WLS BF H R ER SO BB IBB HBP BLK WP HR S P ERA WHIP	IP WLS BF H R ER SO BB IBB HBP BLK WP HR S P ERA WHIP	IP WLS BF H R ER SO BB IBB HBP BLK WP HR S P ERA WHIP	IP WLS BF H R ER SO BB IBB HBP BLK WP HR S P ERA WHIP	IP WLS BF H R ER SO BB IBB HBP BLK WP HR S P ERA WHIP	IP WLS BF H R ER SO BB IBB HBP BLK WP HR S P ERA WHIP	IP WLS BF H R ER SO BB IBB HBP BLK WP HR S P ERA WHIP	IP WLS BF H R ER SO BB IBB HBP BLK WP HR S P ERA WHIP	IP WLS BF H R ER SO BB IBB HBP BLK WP HR S P ERA WHIP	
Jorge Sosa, R ERA: 2.45 (1, 1)	6.2 W 28 2 0 0 7 5 1 0 0 0 0 68 115 0.00 1.050	0.1 H 1 0 0 0 1 0 0 0 0 0 0 3 4 0.00 0.000	1.0 3 0 0 0 1 0 0 0 0 0 0 10 18 0.00 0.000	1.0 6 1 1 1 1 2 0 0 0 1 0 14 28 9.00 3.000																	

Philadelphia Phillies @ Atlanta Braves
Turner Field, Atlanta, GA
Tue Sep 20 2005, 7:35 PM EDT
Att. 25,701 - Clear - 88 F

livebaseballscorecards.com

AB	30
R	1
H	3
RBI	1
BB	8
SO	10
LOB	18



BOTTOM

Philadelphia Phillies @ Atlanta Braves
Turner Field, Atlanta, GA
Tue Sep 20 2005, 7:35 PM EDT
Att. 25,701 - Clear - 88 F

livebaseballscorecards.com

AB 31
R 4
H 9
RBI 3
BB 5
SO 2
LOB 17



WP: 1 PA: 37
PB: 0
SB: 1
CS: 0

AB	R	H	RBI	BB	SO	LOB
5	2	3	1	0	0	1
4	1	0	0	0	0	3
4	0	2	0	0	0	1
2	0	0	1	2	0	1
2	0	0	0	0	1	1
0	0	0	0	2	0	0
2	0	0	0	0	1	0
1	0	0	1	1	0	3
4	0	1	0	0	0	3
2	0	2	0	0	0	0
2	1	1	0	0	0	1
2	0	0	0	0	0	2
0	0	0	0	0	0	0
0	0	0	0	0	0	0
0	0	0	0	0	0	0
1	0	0	0	0	0	1
0	0	0	0	0	0	0

Batter	1	2	3	4	5	6	7	8	9					
Rafael Furcal, S OBP: 0.342, SLG: 0.420 (1, 6)	1-0 FC1-5 2B		0-1 G3			3-1 F9 10 BB 2B	1-2 7 S E 1B	3-2 L4						
Marcus Giles, R OBP: 0.373, SLG: 0.462 (1, 4)	0-0 FC1-5 7 1B FC6-4 2-3		1-1 F7			1-1 F9 2-3	1-2 P6							
7 Jeff Francoeur, R OBP: 0.352, SLG: 0.578 (1, 9)	1-0 FC6-4 1-3 1B		0-0 G5-3			1-0 G6-3	0-1 E1 BB 1-H 1B							
Andrew Jones, R OBP: 0.352, SLG: 0.594 (1, 8)	1-0 FC6-4 1-2f 3-H			1-0 L6		4-0 10 BB BB IBB	4-0 BB IBB							
Adam LaRoche, L OBP: 0.312, SLG: 0.436 Julio Franco, R OBP: 0.344, SLG: 0.459 (1, 3) (6, PH) (7, 3)	0-3 K		0-3 G3			4-1 10 BB BB 1-2	4-1 BB 1-2 2-3							
Ryan Langerhans, L OBP: 0.331, SLG: 0.411 10 Chipper Jones, S OBP: 0.406, SLG: 0.556 (1, 7) (6, PH) (7, 5)		0-3 K	1-0 L3			4-2 BB 1-2 2-3 3-H	0-2 L8							
Johnny Estrada, S OBP: 0.299, SLG: 0.357 (1, 2)		2-0 G6-3			0-2 F7	1-0 F8		0-1 8 G5-3 8 WP 1B						
Wilson Betemit, S OBP: 0.357, SLG: 0.436 Todd Hollandsworth, L OBP: 0.295, SLG: 0.380 (1, 5) (7, 7)		2-1 1B			2-1 G4-3 1B		2-2 4 SH1-4 1B	0-2 P5						
Jorge Sosa, R OBP: 0.173, SLG: 0.100 49 Macay McBride, L OBP: 0.319, SLG: 0.365 4 Pete Orr, L OBP: 0.319, SLG: 0.365 Chris Reitsma, R OBP: 0.176, SLG: 0.152 8 Brayán Peña, S OBP: 0.176, SLG: 0.152 Kyle Farnsworth, R (1, 1) (7, 1) (7, PH) (8, 1) (8, PH) (9, 1)		2-2 G4-3			0-0 G4-3 1-2f		1 SAFE SH1-4 1-2	2-2 G5-3						
Inning Stats	R: 1 E: 0 K: 1 S: 7	H: 2 LOB: 1 BB: 0 P: 10	R: 0 E: 0 K: 1 S: 9	H: 1 LOB: 1 BB: 0 P: 15	R: 0 E: 0 K: 0 S: 5	H: 0 LOB: 0 BB: 0 P: 6	R: 0 E: 0 K: 0 S: 6	H: 1 LOB: 0 BB: 0 P: 8	R: 1 E: 0 K: 0 S: 9	H: 1 LOB: 3 BB: 3 P: 27	R: 2 E: 1 K: 0 S: 17	H: 3 LOB: 3 BB: 2 P: 29	R: 0 E: 0 K: 0 S: 12	H: 1 LOB: 1 BB: 0 P: 17

PITCHER	IP	WLS	BF	H	R	ER	SO	BB	IBB	HBP	BLK	WP	HR	S	P	ERA	WHIP
Cory Lidle, R ERA: 4.74 (1, 1)	5.2	L	22	5	2	2	2	0	0	0	0	0	0	35	59	3.18	0.882
Rheal Cormier, L ERA: 6.07 (6, 1)	0.0		2	0	0	0	0	2	0	0	0	0	0	3	11	∞	∞
63 Ryan Madson, R ERA: 3.46 (6, 1)	0.1		1	0	0	0	0	0	0	0	0	0	0	1	2	0.00	0.000
Aaron Fultz, L ERA: 2.39 (7, 1)	0.1		3	2	2	2	0	0	0	0	0	0	0	8	11	54.00	6.000
Geoff Geary, R ERA: 3.93 (7, 1)	0.2		5	1	0	0	0	1	1	0	0	0	0	9	18	0.00	3.000

PITCHER	IP	WLS	BF	H	R	ER	SO	BB	IBB	HBP	BLK	WP	HR	S	P	ERA	WHIP
Billy Wagner, L ERA: 1.57 (8, 1)	1.0		4	1	0	0	0	0	0	0	0	0	0	12	17	0.00	1.000

Batter	1	2	3	4	5	6	7	8	9	AB	R	H	RBI	BB	SO	LOB
Rafael Furcal, S OBP: 0.344, SLG: 0.420 (1, 6)	0-1 B1-3		2-2 2B		2-2 SAFE 1-2	2-3		1-0 G5-3		4	0	1	0	0	1	1
Marcus Giles, R OBP: 0.370, SLG: 0.457 (1, 4)	1-1 F9		1-0 F8			1-1 F9		1-1 10 G5-3 1B		4	0	1	0	0	0	1
10 Chipper Jones, S OBP: 0.404, SLG: 0.548 (1, 5)	0-1 F8			2-1 G3		2-1 G3		1-1 G5-3		4	0	0	0	0	0	1
Andruw Jones, R OBP: 0.350, SLG: 0.587 (1, 8)		2-2 SH1-3 1B		0-3 K		2-2 F8		3-3 K		4	0	1	0	0	2	1
Adam LaRoche, L OBP: 0.316, SLG: 0.444 (1, 3)		0-0 SH1-3		0-1		0-3 K		1-3 K		2	0	1	0	0	1	0
Julio Franco, R OBP: 0.343, SLG: 0.457 (9, PH)		1-2		1-3 1B						1	0	0	0	0	1	1
7 Jeff Francoeur, R OBP: 0.340, SLG: 0.558 (1, 9)		0-0 G5-3		1-3 K		1-1 G6-3				3	0	0	0	0	1	2
Ryan Langerhans, L OBP: 0.336, SLG: 0.416 (1, 7)		2-3 K			0-0 CS 1B		2-1 16 G4-3 2B			3	0	2	0	0	1	1
16 Brian McCann, L OBP: 0.330, SLG: 0.380 (1, 2)			1-1 P5		2-3 SAFE K		0-2 G4-3			3	0	0	0	0	1	2
15 Tim Hudson, R OBP: 0.185, SLG: 0.210 (1, 1)			1-2 G4-3		1-3 SAFE K		0-0 G2-3			3	0	0	0	0	1	2
49 Macay McBride, L (9, 1)										0	0	0	0	0	0	0

Inning Stats	R: 0	H: 0	E: 0	K: 0	S: 6	R: 0	H: 1	E: 0	K: 1	S: 8	R: 0	H: 1	E: 0	K: 0	S: 9	R: 0	H: 1	E: 0	K: 2	S: 10	R: 0	H: 0	E: 0	K: 1	S: 8	R: 0	H: 0	E: 0	K: 1	S: 8	R: 0	H: 1	E: 0	K: 0	S: 7	R: 0	H: 1	E: 0	K: 2	S: 10	1B: 4	2B: 2	3B: 0	HR: 0	SF: 0	SAC: 1	DP: 0	HBP: 0	WP: 0	PA: 33
21 Jon Lieber, R ERA: 4.23 (1, 1)	8.0	WLS	BF	H	R	ER	SO	BB	IBB	HBP	BLK	WP	HR	S	P	ERA	WHIP																																	
Billy Wagner, L ERA: 1.52 (9, 1)	1.0	W	28	5	0	0	7	0	0	0	0	0	0	65	94	0.00	0.625																																	

BOTTOM

Philadelphia Phillies @ Atlanta Braves
Turner Field, Atlanta, GA
Thu Sep 22 2005, 1:05 PM EDT
Att. 26,301 - Partly Cloudy - 81 F

livebaseballscores.com

AB	31
R	0
H	6
RBI	0
BB	0
SO	9
LOB	12



Batter	1	2	3	4	5	6	7	8	9	AB R H RBI BB SO LOB	TOP																
11 Jimmy Rollins, S (1, 6) OBP: 0.328, SLG: 0.414	3-2 2B 1B	1-0 F8		0-1 G3		1-0 F8			0-1 26 HR 1B	5 2 2 0 0 0 3																	
Kenny Lofton, L (1, 8) OBP: 0.392, SLG: 0.418	0-1 26 2B 1B	0-1 1B		3-2 F7		0-1 G3-6			1-0 26 HR 1B	5 2 3 1 0 0 2																	
26 Chase Utley, L (1, 4) OBP: 0.363, SLG: 0.516	1-0 2B 2B	1-1 F8			0-1 HR		0-2 G3		3-2 HR 1B	5 3 3 5 0 0 2																	
Bobby Abreu, L (1, 9) OBP: 0.413, SLG: 0.487 Billy Wagner, L (9, 1) OBP: 0.500, SLG: 0.500	3-3 K 1B		1-2 FC5-4 1B		3-3 K		0-3 K		1-3 K	5 0 1 0 0 0 4 1 0 0 0 0 0 0 0 0																	
Pat Burrell, R (1, 7) OBP: 0.390, SLG: 0.504	1-2 G3 2B		3-3 K		0-0 6 HR 1B		0-1 1B		3-3 K	5 1 3 1 0 0 2 1																	
6 Ryan Howard, L (1, 3) OBP: 0.357, SLG: 0.559 Andy Chavez, L (9, PR) OBP: 0.260, SLG: 0.302	1-1 G3 2-3		2-1 F7		2-2 HR		1-3 K		4-0 HR BB	4 1 1 2 1 1 3 0 1 0 0 0 0 0 0																	
David Bell, R (1, 5) OBP: 0.304, SLG: 0.366	0-2 F7		0-2 FC5-4		0-1 G5-3			0-1 G5-3	1 SAFE 3-2 HR	5 1 1 2 0 0 2																	
Mike Lieberthal, R (1, 2) OBP: 0.329, SLG: 0.419		0-1 1B 1B		0-0 SH2-4 2B		0-2 G6-3		1-1 G5-3	1-0 F9	5 0 2 0 0 0 1																	
Vicente Padilla, R (1, 1) OBP: 0.233, SLG: 0.231 Aaron Fultz, L (5, 1) OBP: 0.333, SLG: 0.333 Ramon Martinez, R (6, PH) OBP: 0.311, SLG: 0.333 63 Ryan Madson, L (6, 1) Aquilino Lopez, R (6, 1) B Shane Victorino, S (8, PH) OBP: 0.214, SLG: 0.462 Rheal Cormier, L (8, 1) Tomas Perez, S (9, 3) OBP: 0.291, SLG: 0.278		0-1 B2		1-1 SH2-4		3-1 G3-6 1B		2-1 L6		1 0 0 0 0 0 0 1 0 0 0 0 0 0 0 0 1 0 0 1 0 1 0																	
Inning Stats	R: 3 E: 0 K: 1 S: 21	H: 4 LOB: 1 BB: 0 P: 30	R: 0 E: 0 K: 0 S: 9	H: 2 LOB: 2 BB: 0 P: 11	R: 0 E: 0 K: 1 S: 11	H: 1 LOB: 1 BB: 0 P: 17	R: 0 E: 0 K: 0 S: 10	H: 1 LOB: 1 BB: 0 P: 14	R: 3 E: 0 K: 1 S: 14	H: 3 LOB: 0 BB: 0 P: 19	R: 0 E: 0 K: 2 S: 5	H: 1 LOB: 0 BB: 0 P: 9	R: 0 E: 0 K: 2 S: 11	H: 1 LOB: 1 BB: 0 P: 12	R: 0 E: 0 K: 0 S: 6	H: 0 LOB: 0 BB: 0 P: 9	R: 5 E: 0 K: 2 S: 16	H: 4 LOB: 1 BB: 1 P: 32	1B: 9 2B: 4 3B: 0 HR: 4	SF: 0 SAC: 1 DP: 1 HBP: 0	WP: 0 PA: 44 PB: 0 SB: 0 CS: 0						
PITCHER	IP WLS BF H R ER SO BB IBB HBP BLK WP HR S P ERA WHIP																										
39 Aaron Harang, R (1, 1) ERA: 3.79	5.0		26	11	6	6	3	0	0	0	0	0	2	65	91	10.80	2.200										
37 Brian Shacketford, L (6, 1) ERA: 2.25	1.0		3	1	0	0	0	0	0	0	0	0	0	5	9	0.00	1.000										
Kent Mercker, L (7, 1) ERA: 3.73	1.0	H	4	1	0	0	2	0	0	0	0	0	0	11	12	0.00	1.000										
56 Todd Coffey, R (8, 1) ERA: 3.92	1.0		3	0	0	0	0	0	0	0	0	0	0	6	9	0.00	0.000										
25 David Weathers, R (9, 1) ERA: 4.04	1.0	L	8	4	5	5	2	1	0	0	0	0	2	16	32	45.00	5.000										

Philadelphia Phillies @ Cincinnati Reds
Great American Ball Park, Cincinnati, OH

AB 42
R 11
H 17
RBI 11
BB 1
SO 7
LOB 16



Fri Sep 23 2005, 7:10 PM EDT
Att. 22,608 - Drizzle - 73 F

livebaseballscorecards.com

Batter	1	2	3	4	5	6	7	8	9	AB	R	H	RBI	BB	SO	LOB
6 Ryan Freel, R OBP: 0.376, SLG: 0.386 (1, 8) (9, 7)	2-2 G1-3		0-0 BB 1B		1 SAFE 4-1 1B 2B BB	0-0 F7	1-3 K			4	1	1	0	1	1	0
Felipe Lopez, S OBP: 0.343, SLG: 0.473 (1, 6) (9, 7)	0-0 P6		4-0 1-2 BB		1-2 2B 1B 1B	4-1 WP BB BB		0-0 G6-3 2B		3	1	2	2	2	0	0
Adam Dunn, L OBP: 0.387, SLG: 0.539 (1, 7) (9, 3)	1-3 K		2-3 K		0-1 1B 2B	4-0 WP BB		3-1 G6-3		4	0	1	1	1	2	3
Rich Aurilia, R OBP: 0.340, SLG: 0.449 (1, 5)		1-0 G5-3		0-0 G6-4-3 1B	0-2 1B	4-1 1-2 2-3 BB		4-2 S BB		3	0	2	1	2	0	0
Javier Valentin, S OBP: 0.364, SLG: 0.525 Kent Mercker, L (7, 1) 56 Todd Coffey, R (8, 1) Wily Mo Peña, R OBP: 0.309, SLG: 0.498 25 David Weathers, R (9, 1)		1-0 P5		2-0 G6-4-3 1-2	1-1 F7	3-3 K		3-3 K		4	0	0	0	0	1	5
Jacob Cruz, L OBP: 0.326, SLG: 0.433 27 Chris Denorfia, R OBP: 0.423, SLG: 0.476 (8, PH) (9, 8)		3-3 K		1-1 F8		1-1 HR	1-2 P5	2-0 G6-3		4	1	1	1	0	1	0
Austin Kearns, R OBP: 0.333, SLG: 0.450 (1, 9)			0-1 G4-3 39 G4-3 2B		4-2 1B 1B BB	2-2 HR 2B	1-1 HR		1-0 P3	4	4	3	1	1	0	0
Ray Olmedo, S OBP: 0.288, SLG: 0.364 12 Edwin Encarnación, R OBP: 0.288, SLG: 0.418 (9, PH)			0-1 G4-3		0-0 6 1B 1B	1-3 K2-3	3-1 HR		2-3 K	4	2	2	1	0	1	2
39 Aaron Harang, R OBP: 0.029, SLG: 0.029 Aaron Holbert, R OBP: 0.292, SLG: 0.381 37 Brian Shackelford, L Jason LaRue, R OBP: 0.357, SLG: 0.463 (6, PH) (7, 2)			0-0 G4-3		0-3 K	2-0 HR	0-3 K		1-3 K	1	0	0	1	0	0	0


Inning Stats	R: 0	H: 0	E: 0	K: 1	S: 7	R: 0	H: 0	E: 0	K: 1	S: 6	R: 0	H: 2	E: 0	K: 1	S: 9	R: 0	H: 1	E: 0	K: 0	S: 4	R: 4	H: 4	E: 0	K: 1	S: 21	R: 3	H: 3	E: 0	K: 2	S: 16	R: 2	H: 2	E: 0	K: 2	S: 15	R: 0	H: 1	E: 0	K: 1	S: 9	R: 0	H: 0	E: 0	K: 2	S: 8	R: 0	H: 0	E: 0	K: 1	S: 8	1B: 5	2B: 4	3B: 0	HR: 4	SF: 0	SAC: 0	DP: 1	HBP: 0	WP: 1	PB: 0	SB: 1	CS: 0	PA: 45
--------------	------	------	------	------	------	------	------	------	------	------	------	------	------	------	------	------	------	------	------	------	------	------	------	------	-------	------	------	------	------	-------	------	------	------	------	-------	------	------	------	------	------	------	------	------	------	------	------	------	------	------	------	-------	-------	-------	-------	-------	--------	-------	--------	-------	-------	-------	-------	--------

PITCHER	IP	WLS	BF	H	R	ER	SO	BB	IBB	HBP	BLK	WP	HR	S	P	ERA	WHIP
Vicente Padilla, R ERA: 4.61 (1, 1)	4.2		22	7	5	5	4	3	0	0	0	0	0	45	71	9.64	2.143
Aaron Fultz, L ERA: 2.35 (5, 1)	0.1		1	0	0	0	0	0	0	0	0	0	2	3	0.00	0.000	
63 Ryan Madson, R ERA: 4.02 (6, 1)	0.2	B	6	3	3	3	1	1	0	0	0	0	2	11	21	40.50	6.000
Aquilino Lopez, R ERA: 2.16 (6, 1)	1.1		8	2	2	2	3	2	0	0	0	1	2	20	37	13.50	3.000
Rheal Cormier, L ERA: 5.94 (8, 1)	1.0	W	5	1	0	0	1	1	0	0	0	0	0	9	21	0.00	2.000

Philadelphia Phillies @ Cincinnati Reds
Great American Ball Park, Cincinnati, OH

Fri Sep 23 2005, 7:10 PM EDT
Att: 22,608 - Drizzle - 73 F

AB	38
R	10
H	13
RBI	10
BB	7
SO	11
LOB	16



PITCHER	IP	WLS	BF	H	R	ER	SO	BB	IBB	HBP	BLK	WP	HR	S	P	ERA	WHIP
Billy Wagner, L ERA: 1.5 (9, 1)	1.0		3	0	0	0	2	0	0	0	0	0	0	8	12	0.00	0.000

Batter	1	2	3	4	5	6	7	8	9	AB R H RBI BB SO LOB	TOP											
11 Jimmy Rollins, S (1, 6) OBP: 0.329, SLG: 0.416	3-1 G6-3		0-1 1B			1-3 K		3-2 SF7 2B		4 1 2 0 0 1 0												
Jason Michaels, R (1, 8) OBP: 0.400, SLG: 0.418	1-2 1B		2-1 F9			3-1 F9		1-2 SF7 2-H		3 0 1 0 0 0 1 0 0 0 1 0 0 0												
8 Shane Victorino, S (8, PH) OBP: 0.200, SLG: 0.462																						
Bobby Abreu, L (1, 9) OBP: 0.412, SLG: 0.485	1-3 K		3-2 G1-3			2-2 1B		3-2 F7		4 0 1 0 0 1 2												
Pat Burrell, R (1, 7) OBP: 0.389, SLG: 0.502	2-2 P5				2-2 F7		0-0 G3	0-1 1B		4 0 1 0 0 0 2 0 0 0 0 0 0 0												
Endy Chavez, L (8, PR) OBP: 0.260, SLG: 0.302																						
26 Chase Utley, L (1, 4) OBP: 0.360, SLG: 0.512		1-3 K		2-0 P5			1-1 G4-3	1-2 P3		4 0 0 0 0 1 1												
David Bell, R (1, 5) OBP: 0.304, SLG: 0.364		4-0 BB		2-2 G5-3			2-0 F8	0-3 K		3 0 0 0 1 1 0												
6 Ryan Howard, L (1, 3) OBP: 0.356, SLG: 0.562		0-1 G3-1			0-0 F7		2-2 1B 3B	3-2 G3		4 1 1 0 0 0 1												
Todd Pratt, R (1, 2) OBP: 0.335, SLG: 0.401		1-2 P3			2-2 G1-3		1-2 1B	0-1 G4-3		3 0 1 1 0 0 1 1 0 0 0 0 0 0												
Michael Tucker, L (9, PH) OBP: 0.318, SLG: 0.365																						
58 Eude Brito, L (1, 1) OBP: 0.143, SLG: 0.143			1-2 G4-3		0-2 L8		3-2 F7			1 0 0 0 0 0 0 1 0 0 0 0 0 0 0 0 0 0 0 0 0 1 0 0 0 0 0 1 0 0 0 0 0 0 0 0 0 0 0 0 0 0												
Tomas Perez, S (5, PH) OBP: 0.289, SLG: 0.277																						
Aaron Fultz, L (5, 1) OBP: 0.333, SLG: 0.333																						
Ramon Martinez, R (7, PH) OBP: 0.300, SLG: 0.330																						
Geoff Geary, R (7, 1) OBP: 0.167, SLG: 0.167																						
Ugueth Urbina, R (8, 1)																						
Inning Stats	R: 0 E: 0 K: 1 S: 11	H: 1 LOB: 1 BB: 0 P: 18	R: 0 E: 0 K: 1 S: 9	H: 0 LOB: 1 BB: 1 P: 17	R: 0 E: 0 K: 0 S: 11	H: 1 LOB: 1 BB: 0 P: 17	R: 0 E: 0 K: 0 S: 7	H: 0 LOB: 0 BB: 0 P: 13	R: 0 E: 0 K: 0 S: 8	H: 0 LOB: 0 BB: 0 P: 10	R: 1 E: 0 K: 0 S: 9	H: 2 LOB: 1 BB: 0 P: 15	R: 1 E: 0 K: 0 S: 13	H: 2 LOB: 1 BB: 0 P: 22	R: 1 E: 0 K: 0 S: 15	H: 2 LOB: 1 BB: 0 P: 23	R: 0 E: 0 K: 1 S: 11	H: 0 LOB: 0 BB: 0 P: 14	1B: 5 2B: 1 3B: 1 HR: 0	SF: 1 SAC: 0 DP: 0 HBP: 0	WP: 0 PB: 0 SB: 2 CS: 0	PA: 35
PITCHER	IP WLS BF H R ER SO BB IBB HBP BLK WP HR S P ERA WHIP																					
22 Eric Milton, L (1, 1) ERA: 6.62	7.0 W 27 5 1 1 3 1 0 0 0 0 0 0 68 112 1.29 0.857																					
56 Todd Coffey, R (8, 1) ERA: 4.08	0.0 1 1 1 1 0 0 0 0 0 0 0 0 3 6 ∞ ∞																					
37 Brian Shackelford, L (8, 1) ERA: 2.2	0.2 H 2 0 0 0 0 0 0 0 0 0 0 0 7 11 0.00 0.000																					
31 Matt Belisle, R (8, 1) ERA: 4.29	0.0 1 1 0 0 0 0 0 0 0 0 0 0 2 2 ∞ ∞																					
Kent Mercker, L (8, 1) ERA: 3.71	0.1 H 1 0 0 0 0 0 0 0 0 0 0 0 3 4 0.00 0.000																					
PITCHER	IP WLS BF H R ER SO BB IBB HBP BLK WP HR S P ERA WHIP																					
25 David Weathers, R (9, 1) ERA: 3.99	1.0 S 3 0 0 0 1 0 0 0 0 0 0 0 0 14 0.00 0.000																					

Philadelphia Phillies @ Cincinnati Reds
Great American Ball Park, Cincinnati, OH
Sat Sep 24 2005, 7:10 PM EDT
Att. 31,632 - Partly Cloudy - 80 F

AB	33
R	2
H	7
RBI	2
BB	1
SO	4
LOB	9



BOTTOM

Philadelphia Phillies @ Cincinnati Reds
Great American Ball Park, Cincinnati, OH

Sat Sep 24 2005, 7:10 PM EDT
Att. 31,632 - Partly Cloudy - 80 F

livebaseballscores.com

AB	26
R	3
H	4
RBI	3
BB	6
SO	5
LOB	8



WP	1	PA	34
PB	0		
SB	0		
CS	0		

AB R H RBI BB SO LOB

3 0 0 0 0 0 0

2 1 0 0 2 0 0

2 2 1 2 2 0 0

3 0 0 0 1 0 3

0 0 0 0 0 0 0

3 0 0 0 1 0 1

4 0 2 1 0 1 0

3 0 1 0 1 1 1

0 0 0 0 0 0 0

3 0 0 0 0 1 2

1B: 3 SF: 0

2B: 1 SAC: 0

3B: 0 DP: 1

HR: 1 HBP: 1

WP: 1 PA: 34

PB: 0

SB: 0

CS: 0

ERA WHIP

1B: 3 SF: 0

2B: 1 SAC: 0

3B: 0 DP: 1

HR: 1 HBP: 1

WP: 1 PA: 34

PB: 0

SB: 0

CS: 0

ERA WHIP

1B: 3 SF: 0

2B: 1 SAC: 0

3B: 0 DP: 1

HR: 1 HBP: 1

WP: 1 PA: 34

PB: 0

SB: 0

CS: 0

ERA WHIP

1B: 3 SF: 0

2B: 1 SAC: 0

3B: 0 DP: 1

HR: 1 HBP: 1

WP: 1 PA: 34

PB: 0

SB: 0

CS: 0

ERA WHIP

1B: 3 SF: 0

2B: 1 SAC: 0

3B: 0 DP: 1

HR: 1 HBP: 1

WP: 1 PA: 34

PB: 0

SB: 0

CS: 0

ERA WHIP

1B: 3 SF: 0

2B: 1 SAC: 0

3B: 0 DP: 1

HR: 1 HBP: 1

WP: 1 PA: 34

PB: 0

SB: 0

CS: 0

ERA WHIP

1B: 3 SF: 0

2B: 1 SAC: 0

3B: 0 DP: 1

HR: 1 HBP: 1

WP: 1 PA: 34

PB: 0

SB: 0

CS: 0

ERA WHIP

1B: 3 SF: 0

2B: 1 SAC: 0

3B: 0 DP: 1

HR: 1 HBP: 1

WP: 1 PA: 34

PB: 0

SB: 0

CS: 0

ERA WHIP

1B: 3 SF: 0

2B: 1 SAC: 0

3B: 0 DP: 1

HR: 1 HBP: 1

WP: 1 PA: 34

PB: 0

SB: 0

CS: 0

ERA WHIP

1B: 3 SF: 0

2B: 1 SAC: 0

3B: 0 DP: 1

HR: 1 HBP: 1

WP: 1 PA: 34

PB: 0

SB: 0

CS: 0

ERA WHIP

1B: 3 SF: 0

2B: 1 SAC: 0

3B: 0 DP: 1

HR: 1 HBP: 1

WP: 1 PA: 34

PB: 0

SB: 0

CS: 0

ERA WHIP

1B: 3 SF: 0

2B: 1 SAC: 0

3B: 0 DP: 1

HR: 1 HBP: 1

WP: 1 PA: 34

PB: 0

SB: 0

CS: 0

ERA WHIP

1B: 3 SF: 0

2B: 1 SAC: 0

3B: 0 DP: 1

HR: 1 HBP: 1

WP: 1 PA: 34

PB: 0

SB: 0

CS: 0

ERA WHIP

1B: 3 SF: 0

2B: 1 SAC: 0

3B: 0 DP: 1

HR: 1 HBP: 1

WP: 1 PA: 34

PB: 0

SB: 0

CS: 0

ERA WHIP

1B: 3 SF: 0

2B: 1 SAC: 0

3B: 0 DP: 1

HR: 1 HBP: 1

WP: 1 PA: 34

PB: 0

SB: 0

CS: 0

ERA WHIP

1B: 3 SF: 0

2B: 1 SAC: 0

3B: 0 DP: 1

HR: 1 HBP: 1

WP: 1 PA: 34

PB: 0

SB: 0

CS: 0

ERA WHIP

1B: 3 SF: 0

2B: 1 SAC: 0

3B: 0 DP: 1

HR: 1 HBP: 1

WP: 1 PA: 34

PB: 0

SB: 0

CS: 0

ERA WHIP

1B: 3 SF: 0

2B: 1 SAC: 0

3B: 0 DP: 1

HR: 1 HBP: 1

WP: 1 PA: 34

PB: 0

SB: 0

CS: 0

ERA WHIP

1B: 3 SF: 0

2B: 1 SAC: 0

3B: 0 DP: 1

HR: 1 HBP: 1

WP: 1 PA: 34

PB: 0

SB: 0

CS: 0

ERA WHIP

1B: 3 SF: 0

2B: 1 SAC: 0

3B: 0 DP: 1

HR: 1 HBP: 1

WP: 1 PA: 34

PB: 0

SB: 0

CS: 0

ERA WHIP

1B: 3 SF: 0

2B: 1 SAC: 0

3B: 0 DP: 1

HR: 1 HBP: 1

WP: 1 PA: 34

PB: 0

SB: 0

CS: 0

ERA WHIP

1B: 3 SF: 0

2B: 1 SAC: 0

3B: 0 DP: 1

HR: 1 HBP: 1

WP: 1 PA: 34

PB: 0

SB: 0

CS: 0

ERA WHIP

1B: 3 SF: 0

2B: 1 SAC: 0

3B: 0 DP: 1

HR: 1 HBP: 1

WP: 1 PA: 34

PB: 0

SB: 0

CS: 0

ERA WHIP

1B: 3 SF: 0

2B: 1 SAC: 0

3B: 0 DP: 1

HR: 1 HBP: 1

WP: 1 PA: 34

PB: 0

SB: 0

CS: 0

ERA WHIP

1B: 3 SF: 0

2B: 1 SAC: 0

3B: 0 DP: 1

HR: 1 HBP: 1

WP: 1 PA: 34

PB: 0

SB: 0

CS: 0

ERA WHIP

1B: 3 SF: 0

2B: 1 SAC: 0

3B: 0 DP: 1

HR: 1 HBP: 1

WP: 1 PA: 34

PB: 0

SB: 0

CS: 0

ERA WHIP

1B: 3 SF: 0

2B: 1 SAC: 0

3B: 0 DP: 1

HR: 1 HBP: 1

WP: 1 PA: 34

PB: 0

SB: 0

CS: 0

ERA WHIP

1B: 3 SF: 0

2B: 1 SAC: 0

3B: 0 DP: 1

HR: 1 HBP: 1

WP: 1 PA: 34

PB: 0

SB: 0

CS: 0

ERA WHIP

1B: 3 SF: 0

2B: 1 SAC: 0

3B: 0 DP: 1

HR: 1 HBP: 1

WP: 1 PA: 34

PB: 0

SB: 0

CS: 0

ERA WHIP

1B: 3 SF: 0

2B: 1 SAC: 0

3B: 0 DP: 1

HR: 1 HBP: 1

Batter	1	2	3	4	5	6	7	8	9	AB R H RBI BB SO LOB	TOP		
11 Jimmy Rollins, S OBP: 0.331, SLG: 0.425 (1, 6)	2-2 HR	1-2 F9		0-0 3B		2-0 G4-3 2B 1B		1-0 F9		5 2 3 1 0 0 0			
Jason Michaels, R OBP: 0.400, SLG: 0.415 (1, 8) (9, 7)	4-1 1B G3 1B BB	0-0 1B		1-1 G1-3		2-2 G4-3 1-2		3-2 P3		4 1 1 0 1 0 2			
Bobby Abreu, L OBP: 0.411, SLG: 0.484 (1, 9)	3-2 G3 1-2	1-1 G3		0-2 G4-3		0-1 2B 2B		2-2 G4-3		5 1 1 1 0 0 3			
Pat Burrell, R OBP: 0.389, SLG: 0.503 Endy Chavez, L OBP: 0.260, SLG: 0.302 (1, 7) (9, 8)	2-1 1B 2-3 1B		0-3 K	3-2 K		2-0 2B		2-1 P4		5 0 2 1 0 2 1 0 0 0 0 0 0 0			
26 Chase Utley, L OBP: 0.362, SLG: 0.517 (1, 4)	0-0 P3		3-3 K		0-1 IHR	4-0 IBB		1-1 BB 1B		4 1 2 1 1 1 2			
David Bell, R OBP: 0.308, SLG: 0.366 (1, 5)	1-2 6E 1-2 1B 3-H		4-1 6 2B BB		1-0 6 G6-4-3 1B	3-2 P6		4-2 BB BB		3 1 2 1 2 0 2			
6 Ryan Howard, L OBP: 0.353, SLG: 0.559 (1, 3)	3-1 E4 1-2 2-3		2-1 1-H 2B		0-0 G6-4-3 1-2f		2-3 K		2-3 K	5 0 1 1 0 2 4			
Mike Lieberthal, R OBP: 0.328, SLG: 0.415 (1, 2)	1-1 F9		4-0 IBB		0-1 G1-3		1-0 G6-3			3 0 0 0 1 0 3			
Cory Lidle, R OBP: 0.161, SLG: 0.145 Ugueth Urbina, R OBP: 0.500, SLG: 0.500 (1, 1) (8, 1) (9, 1)		1-2 K	2-3 K			3-2 G5-3		3-3 K		4 0 0 0 0 3 2 0 0 0 0 0 0 0 0 0 0 0 0 0 0			
Inning Stats	R: 2 H: 3 E: 1 LOB: 3 K: 0 BB: 1 S: 18 P: 34	R: 0 H: 1 E: 0 LOB: 1 K: 1 BB: 0 S: 9 P: 12	R: 1 H: 1 E: 0 LOB: 2 K: 3 BB: 2 S: 12 P: 27	R: 0 H: 1 E: 0 LOB: 1 K: 1 BB: 0 S: 9 P: 13	R: 1 H: 2 E: 0 LOB: 0 K: 0 BB: 0 S: 6 P: 7	R: 2 H: 3 E: 0 LOB: 2 K: 0 BB: 1 S: 15 P: 31	R: 0 H: 0 E: 0 LOB: 0 K: 2 BB: 0 S: 7 P: 13	R: 0 H: 0 E: 0 LOB: 0 K: 0 BB: 0 S: 11 P: 17	R: 0 H: 1 E: 0 LOB: 1 K: 1 BB: 1 S: 10 P: 18	1B: 6 SF: 0 2B: 3 SAC: 0 3B: 1 DP: 1 HR: 2 HBP: 0	WP: 0 PA: 43 PB: 0 SB: 0 CS: 0		
PITCHER	IP WLS BF H R ER SO BB IBB HBP BLK WP HR S P ERA WHIP											PITCHER	IP WLS BF H R ER SO BB IBB HBP BLK WP HR S P ERA WHIP
Randy Keisler, L ERA: 5.98 (1, 1)	5.0 L 26 8 4 4 5 2 1 0 0 0 0 1 54 93 7.20 2.000												
Jason Standridge, R ERA: 4.83 (6, 1)	1.0 7 3 2 2 0 0 0 1 0 0 0 0 0 15 31 18.00 3.000												
Allan Simpson, R ERA: 10.13 (7, 1)	1.0 3 0 0 0 2 0 0 0 0 0 0 0 0 7 13 0.00 0.000												
Josh Hancock, R ERA: 1.54 (8, 1)	2.0 7 1 0 0 1 1 0 0 0 0 0 0 0 21 35 0.00 1.000												

Philadelphia Phillies @ Cincinnati Reds
Great American Ball Park, Cincinnati, OH

AB 38
R 6
H 12
RBI 6
BB 5
SO 8
LOB 19



Sun Sep 25 2005, 1:15 PM EDT
Att. 23,072 - Overcast - 78 F

livebaseballscorecards.com

Batter	1	2	3	4	5	6	7	8	9	AB R H RBI BB SO LOB
6 Ryan Freel, R OBP: 0.372, SLG: 0.379 (1, 8)	2-3 K		4-2 BB		3-2 L8			2-2 G6-3		3 0 0 0 1 1 0
Felipe Lopez, S OBP: 0.343, SLG: 0.470 (1, 6)	0-0 L5-3 1B		2-3 K			2-2 E4 1B WP G6-3		2-3 K		4 1 1 0 0 2 2
Adam Dunn, L OBP: 0.390, SLG: 0.545 (1, 7)	3-1 L5-3			0-3 K		3-2 1B		1-1 1B		4 0 2 0 0 1 1
Rich Aurilia, R OBP: 0.339, SLG: 0.444 (1, 4)		1-0 G5-3		2-2 1B		1-1 G6-3		2-3 K		4 0 1 1 0 1 1
Javier Valentin, S OBP: 0.362, SLG: 0.519 (1, 3)		1-2 F8		3-1 G1-4-3 1B		3-H 2-0 G3		0-1 F9		4 0 1 0 0 0 0
Austin Kearns, R OBP: 0.332, SLG: 0.447 (1, 9)		2-0 F7		0-1 G1-4-3			3-2 1B 12 G4-6-3 2B		2-2 G5-3	4 1 1 0 0 0 2
Jason LaRue, R OBP: 0.357, SLG: 0.461 (1, 2)			0-1 F9		0-0 P2		0-0 12 G4-6-3 1B		3-2 K	4 0 1 0 0 1 0
12 Edwin Encarnación, R OBP: 0.284, SLG: 0.426 (1, 5)			1-1 G5-3		1-0 HR		1-0 G4-6-3			3 1 1 1 0 0 1
Randy Keisler, L OBP: 0.316, SLG: 0.692 (5, PH) Aaron Holbert, R OBP: 0.280, SLG: 0.394 Jason Standridge, R OBP: 0.321, SLG: 0.426 Allan Simpson, R OBP: 0.321, SLG: 0.426 Jacob Cruz, L OBP: 0.321, SLG: 0.426 Josh Hancock, R (8, 1)			3-2 2B		0-1 P4		0-1 K			1 0 1 0 0 0 0 1 0 1 0 0 0 0 1 0 0 0 0 0 0 0 0

Inning Stats	R: 0	H: 1	E: 0	K: 1	S: 6	LOB: 0	BB: 0	P: 11	R: 0	H: 0	E: 0	K: 0	S: 5	LOB: 0	BB: 0	P: 9	R: 0	H: 1	E: 0	K: 1	S: 13	LOB: 2	BB: 1	P: 23	R: 0	H: 2	E: 0	K: 1	S: 10	LOB: 1	BB: 0	P: 15	R: 1	H: 1	E: 0	K: 0	S: 8	LOB: 0	BB: 0	P: 12	R: 1	H: 1	E: 1	K: 0	S: 11	LOB: 0	BB: 0	P: 19	R: 1	H: 2	E: 0	K: 1	S: 10	LOB: 0	BB: 0	P: 16	R: 0	H: 1	E: 0	K: 2	S: 16	LOB: 1	BB: 0	P: 23	R: 0	H: 0	E: 0	K: 1	S: 9	LOB: 0	BB: 0	P: 14	1B: 6	SF: 0	2B: 3	SAC: 0	3B: 0	DP: 3	HR: 1	HBP: 0	WP: 1	PA: 34
--------------	------	------	------	------	------	--------	-------	-------	------	------	------	------	------	--------	-------	------	------	------	------	------	-------	--------	-------	-------	------	------	------	------	-------	--------	-------	-------	------	------	------	------	------	--------	-------	-------	------	------	------	------	-------	--------	-------	-------	------	------	------	------	-------	--------	-------	-------	------	------	------	------	-------	--------	-------	-------	------	------	------	------	------	--------	-------	-------	-------	-------	-------	--------	-------	-------	-------	--------	-------	--------

PITCHER	IP	WLS	BF	H	R	ER	SO	BB	IBB	HBP	BLK	WP	HR	S	P	ERA	WHIP
Cory Lidle, R ERA: 4.65 (1, 1)	7.0	W	27	8	3	2	4	1	0	0	0	1	1	63	105	2.57	1.286
Ugueth Urbina, R ERA: 3.45 (8, 1)	1.0	H	4	1	0	0	2	0	0	0	0	0	0	16	23	0.00	1.000
Billy Wagner, L ERA: 1.48 (9, 1)	1.0	S	3	0	0	0	1	0	0	0	0	0	0	9	14	0.00	0.000

BOTTOM

Philadelphia Phillies @ Cincinnati Reds
Great American Ball Park, Cincinnati, OH

Sun Sep 25 2005, 1:15 PM EDT
Att. 23,072 - Overcast - 78 F

livebaseballscores.com

AB	33
R	3
H	9
RBI	2
BB	1
SO	7
LOB	7



Batter	1	2	3	4	5	6	7	8	9	AB R H RBI BB SO LOB	TOP																									
7 José Reyes, S OBP: 0.299, SLG: 0.381 (1, 6)	1-2 G5-3		0-1 G3			1-2 G1-3		4-1 2B 15 E BB	3-1 G4-3	4 1 0 0 1 0 0																										
Miguel Cairo, R OBP: 0.284, SLG: 0.314 (1, 4)	0-2 HBP 1B		1-1 P2			0-1 G5-3		1-2 15 E 2B	0-1 G5-3	5 1 2 1 0 0 0																										
15 Carlos Beltrán, S OBP: 0.335, SLG: 0.421 (1, 8)	3-2 P6		3-3 K			3-2 G4-3		1-0 E4 1B SF8		4 1 0 1 0 1 1																										
Cliff Floyd, L OBP: 0.354, SLG: 0.501 (1, 7)	1-1 5 FC6-4 HBP			3-3 K			3-2 G4-3	0-1 SF8 31 HBP 1B		3 0 1 0 0 1 0																										
5 David Wright, R OBP: 0.387, SLG: 0.510 (1, 5)	2-0 FC6-4			1-3 K			4-2 31 1B FC3-6 BB	2-3 K		3 1 0 0 1 2 4																										
31 Mike Piazza, R OBP: 0.333, SLG: 0.460 (1, 2)		1-3 K		0-0 G5-3			3-2 FC3-6 1B	2-1 S HBP		3 0 1 0 0 1 0																										
Gerald Williams, R OBP: 0.276, SLG: 0.429 (8, PR)										0 0 0 0 0 0 0																										
11 Ramon Castro, R OBP: 0.329, SLG: 0.450 (8, 2)										0 0 0 0 0 0 0																										
Mike Jacobs, L OBP: 0.348, SLG: 0.658 (1, 3)		1-1 HR				2-3 K		1-2 FC3-6	0-0 SF8	3 1 1 3 0 1 1																										
Victor Diaz, R OBP: 0.330, SLG: 0.464 (1, 9)			1-3 K			1-0 K		1-2 G4-3	3-3 K	3 0 1 0 0 1 1																										
Shingo Takatsu, R (7, 1)										0 0 0 0 0 0 0																										
Doug Mientkiewicz, L OBP: 0.323, SLG: 0.409 (8, PH)										1 0 0 0 0 1 2																										
Roberto Hernandez, R (8, 1)										0 0 0 0 0 0 0																										
Jae Weong Seo, R OBP: 0.161, SLG: 0.107 (1, 1)			0-0 G5-3			2-3 K			1-1 2B 2B	2 0 0 0 0 1 1																										
Danny Graves, R (6, 1)										0 0 0 0 0 0 0																										
Kaz Ishii, L OBP: 0.240, SLG: 0.208 (6, 1)										0 0 0 0 0 0 0																										
Marlon Anderson, L OBP: 0.308, SLG: 0.350 (7, 9)						1-2 K			0-1 F8	2 1 1 0 0 0 0																										
Inning Stats	R: 0 E: 0 K: 0 S: 11	H: 1 LOB: 2 BB: 0 P: 18	R: 1 E: 0 K: 2 S: 10	H: 1 LOB: 0 BB: 0 P: 13	R: 0 E: 0 K: 1 S: 7	H: 0 LOB: 0 BB: 0 P: 11	R: 0 E: 0 K: 2 S: 10	H: 0 LOB: 0 BB: 0 P: 14	R: 0 E: 0 K: 2 S: 10	H: 1 LOB: 0 BB: 0 P: 15	R: 0 E: 0 K: 0 S: 8	H: 0 LOB: 0 BB: 0 P: 12	R: 1 E: 0 K: 0 S: 15	H: 1 LOB: 1 BB: 1 P: 26	R: 4 E: 1 K: 2 S: 25	H: 3 LOB: 3 BB: 1 P: 39	R: 0 E: 0 K: 0 S: 6	H: 0 LOB: 0 BB: 0 P: 9	1B: 4 2B: 2 3B: 0 HR: 1	SF: 1 SAC: 0 DP: 0 HBP: 2	WP: 0 PB: 0 SB: 1 CS: 0	PA: 38														
PITCHER	IP WLS BF H R ER SO BB IBB HBP BLK WP HR S P ERA WHIP																																			
39 Brett Myers, R ERA: 3.71 (1, 1)	7.0		26	4	2	2	7	1	0	1	0	0	1	71	109	2.57	0.714																			
Ugueth Urbina, R ERA: 3.81 (8, 1)	0.0	L	4	2	4	3	0	1	0	0	0	0	0	8	15	∞	∞																			
Aaron Fultz, L ERA: 2.26 (8, 1)	0.0		1	1	0	0	0	0	0	0	0	0	0	2	2	∞	∞																			
63 Ryan Madson, R ERA: 3.98 (8, 1)	1.0		4	0	0	0	2	0	0	1	0	0	0	15	22	0.00	0.000																			
Geoff Geary, R ERA: 3.72 (9, 1)	1.0		3	0	0	0	0	0	0	0	0	0	0	6	9	0.00	0.000																			

New York Mets @ Philadelphia Phillies
Citizens Bank Park, Philadelphia, PA

Mon Sep 26 2005, 7:05 PM EDT
Att. 28,679 - Drizzle - 72 F

livebaseballscorecards.com

AB 33
R 6
H 7
RBI 5
BB 2
SO 9
LOB 10



Batter	1	2	3	4	5	6	7	8	9	AB R H RBI BB SO LOB
11 Jimmy Rollins, S OBP: 0.333, SLG: 0.431	0-0 HR	1-1 26 F8 2B		1-2 F8		2-0 HBP			2-3 K	4 1 2 2 0 1 0
Kenny Lofton, L OBP: 0.389, SLG: 0.413	2-1 G5-3	0-1 E6			4-0 26 1B 26 S SF8 BB	0-0 F8			0-0 G6-3	4 1 0 0 1 0 4
26 Chase Utley, L OBP: 0.364, SLG: 0.522	0-1 1B 2B	0-0 F8			2-0 F8-4 1B				2-0 2B	5 1 3 0 0 0 2
Bobby Abreu, L OBP: 0.411, SLG: 0.482	4-1 6 G3 1B BB	2-1 G3			1-0 SF8				4-0 F8 IBB	2 0 0 1 2 0 2
Pat Burrell, R OBP: 0.391, SLG: 0.508	1-2 6 G3 1B			4-2 G1-4-3 BB					0-0 G1-3	4 1 2 2 1 0 3
6 Ryan Howard, L OBP: 0.352, SLG: 0.555	1-1 G3			0-0 P4					3-2 39 G6-3 HBP 1B	4 0 1 0 0 1 3
David Bell, R OBP: 0.306, SLG: 0.363	0-0 L8			1-1 G1-4-3					0-0 F8	4 0 0 0 0 0 4
Mike Lieberthal, R OBP: 0.330, SLG: 0.416				0-0 P4					2-2 39 G6-3 HBP	2 1 1 0 0 0 0
Michael Tucker, L OBP: 0.317, SLG: 0.363 (8, PH)									1-2 HBP	1 0 0 0 0 1 0
Todd Pratt, R OBP: 0.335, SLG: 0.401 (9, 2)									0-0 G6-3	0 0 0 0 0 0 0
39 Brett Myers, R OBP: 0.172, SLG: 0.177 Ugueth Urbina, R Aaron Fultz, L OBP: 0.333, SLG: 0.333 63 Ryan Madson, L 8 Shane Victorino, S OBP: 0.186, SLG: 0.429 Geoff Geary, R OBP: 0.167, SLG: 0.167				0-1 F8					0-3 K	2 0 0 0 0 0 2
									1-0 L6	0 0 0 0 0 0 0
										1 0 0 0 0 0 0
										0 0 0 0 0 0 0

Inning Stats	R: 2	H: 3	E: 0	K: 0	S: 12	LOB: 2	BB: 1	P: 20	R: 1	H: 2	E: 1	K: 0	S: 10	LOB: 2	BB: 0	P: 14	R: 0	H: 0	E: 0	K: 0	S: 9	LOB: 0	BB: 1	P: 14	R: 0	H: 0	E: 0	K: 0	S: 6	LOB: 0	BB: 0	P: 7	R: 1	H: 1	E: 0	K: 0	S: 3	LOB: 0	BB: 1	P: 10	R: 0	H: 1	E: 0	K: 0	S: 10	LOB: 3	BB: 0	P: 17	R: 1	H: 1	E: 0	K: 1	S: 17	LOB: 0	BB: 0	P: 25	R: 0	H: 0	E: 0	K: 1	S: 7	LOB: 0	BB: 0	P: 8	R: 0	H: 1	E: 0	K: 1	S: 6	LOB: 2	BB: 1	P: 14	1B: 4	SF: 1	2B: 4	SAC: 1	3B: 0	DP: 2	HR: 2	HBP: 2	WP: 0	PA: 41
PITCHER	IP	WLS	BF	H	R	ER	SO	BB	IBB	HBP	BLK	WP	HR	S	P	ERA	WHIP																																																																	
Jae Weong Seo, R ERA: 2.67	(1, 1)		24	7	4	4	0	3	0	0	0	0	0	44	72	7.20	2.000																																																																	
Danny Graves, R ERA: 6.51	(6, 1)		4	0	0	0	0	0	0	2	0	0	0	5	9	0.00	0.000																																																																	
Kaz Ishii, L ERA: 4.98	(6, 1)		3	0	0	0	0	0	0	0	0	0	0	8	12	0.00	0.000																																																																	
Shingo Takatsu, R ERA: 5.5	(7, 1)	W	2	1	1	1	1	0	0	0	0	0	0	10	14	27.00	3.000																																																																	
Roberto Hernandez, R ERA: 2.62	(8, 1)	S	8	1	0	0	2	0	1	0	0	0	0	13	22	0.00	0.500																																																																	

BOTTOM

New York Mets @ Philadelphia Phillies
Citizens Bank Park, Philadelphia, PA

livebaseballscores.com

AB	33
R	5
H	9
RBI	5
BB	4
SO	3
LOB	20



Mon Sep 26 2005, 7:05 PM EDT
Att: 28,679 - Drizzle - 72 F

Batter	1	2	3	4	5	6	7	8	9	AB R H RBI BB SO LOB	TOP											
7 José Reyes, S OBP: 0.303, SLG: 0.390 (1, 6)	1-2 SH1-3 15 G1-3 1B		1-0 1B 2B		0-0 15 G5-3 2B		1-1 3B		1-2 G4-3	5 2 4 0 0 0 0												
Marlon Anderson, L OBP: 0.308, SLG: 0.350 Victor Diaz, R OBP: 0.329, SLG: 0.462 (9, PH) (9, 9)	1-0 SH1-3 1-3		0-2 15 2B 1B		0-0 P4		2-3 K		1-3 K	3 1 1 1 0 1 2 1 0 0 0 0 1 0												
15 Carlos Beltrán, S OBP: 0.334, SLG: 0.421 (1, 8)	0-2 G1-3		0-1 G4-3 2-H 2B		3-2 G5-3 2-3		1-0 P5		2-0 F8	5 0 1 2 0 0 2												
Cliff Floyd, L OBP: 0.355, SLG: 0.499 (1, 7)	0-3 K		0-0 G4-3 2-3		4-0 IBB		4-0 5 BB IBB			2 0 0 0 2 1 1												
5 David Wright, R OBP: 0.386, SLG: 0.507 (1, 5)		2-1 F7	2-1 P6		0-1 P4		4-0 1-2 BB			3 0 0 0 1 0 3												
31 Mike Piazza, R OBP: 0.331, SLG: 0.456 11 Ramon Castro, R OBP: 0.328, SLG: 0.448 (1, 2) (6, 2)		1-3 K		0-0 L9		1-3 K		2-3 K		3 0 0 0 0 2 0 1 0 0 0 0 1 3												
Mike Jacobs, L OBP: 0.344, SLG: 0.639 Aaron Heilman, R (8, 1) (1, 3) (8, 1)		1-2 E9 1B		3-3 K		0-0 G4-3		3-3 K		4 0 1 0 0 2 0 0 0 0 0 0 0 0												
Miguel Cairo, R OBP: 0.287, SLG: 0.316 (1, 4)		2-3 K		0-0 1B		1-2 FC4-6 1B		1-2 G1-3		4 0 2 0 0 1 1												
Victor Zambrano, S OBP: 0.137, SLG: 0.176 Kaz Ishii, L OBP: 0.240, SLG: 0.208 Kazu Matsui, S OBP: 0.301, SLG: 0.353 Juan Padilla, R OBP: 0.500, SLG: 0.500 Doug Mientkiewicz, L OBP: 0.322, SLG: 0.407 (1, 1) (5, 1) (6, PH) (6, 1) (8, PH) (8, 3)			2-2 G6-3		0-1 B1-3		0-2 FC4-6 1-2f		2-1 P6	2 0 0 0 0 0 0 1 0 0 0 0 0 0 0 0 1 0 0 0 0 0 0 1 0 0 0 0 0 0 0 0 1 0 0 0 0 0 0 0												
Inning Stats	R: 1 E: 0 K: 1 S: 11	H: 1 LOB: 0 BB: 0 P: 12	R: 0 E: 1 K: 2 S: 11	H: 1 LOB: 1 BB: 0 P: 17	R: 2 E: 0 K: 0 S: 12	H: 3 LOB: 1 BB: 0 P: 17	R: 0 E: 0 K: 1 S: 8	H: 1 LOB: 1 BB: 0 P: 11	R: 0 E: 0 K: 1 S: 8	H: 1 LOB: 2 BB: 1 P: 15	R: 0 E: 0 K: 2 S: 12	H: 1 LOB: 3 BB: 2 P: 26	R: 0 E: 0 K: 1 S: 8	H: 0 LOB: 0 BB: 0 P: 14	R: 0 E: 0 K: 1 S: 9	H: 0 LOB: 0 BB: 0 P: 13	1B: 5 2B: 3 3B: 1 HR: 0	SF: 0 SAC: 1 DP: 0 HBP: 0	WP: 0 PB: 0 SB: 1 CS: 0	PA: 39		
PITCHER	IP WLS BF H R ER SO BB IBB HBP BLK WP HR S P ERA WHIP	IP WLS BF H R ER SO BB IBB HBP BLK WP HR S P ERA WHIP	IP WLS BF H R ER SO BB IBB HBP BLK WP HR S P ERA WHIP	IP WLS BF H R ER SO BB IBB HBP BLK WP HR S P ERA WHIP	IP WLS BF H R ER SO BB IBB HBP BLK WP HR S P ERA WHIP	IP WLS BF H R ER SO BB IBB HBP BLK WP HR S P ERA WHIP	IP WLS BF H R ER SO BB IBB HBP BLK WP HR S P ERA WHIP	IP WLS BF H R ER SO BB IBB HBP BLK WP HR S P ERA WHIP	IP WLS BF H R ER SO BB IBB HBP BLK WP HR S P ERA WHIP	IP WLS BF H R ER SO BB IBB HBP BLK WP HR S P ERA WHIP	IP WLS BF H R ER SO BB IBB HBP BLK WP HR S P ERA WHIP	IP WLS BF H R ER SO BB IBB HBP BLK WP HR S P ERA WHIP	IP WLS BF H R ER SO BB IBB HBP BLK WP HR S P ERA WHIP	IP WLS BF H R ER SO BB IBB HBP BLK WP HR S P ERA WHIP	IP WLS BF H R ER SO BB IBB HBP BLK WP HR S P ERA WHIP	IP WLS BF H R ER SO BB IBB HBP BLK WP HR S P ERA WHIP	IP WLS BF H R ER SO BB IBB HBP BLK WP HR S P ERA WHIP	IP WLS BF H R ER SO BB IBB HBP BLK WP HR S P ERA WHIP	IP WLS BF H R ER SO BB IBB HBP BLK WP HR S P ERA WHIP	IP WLS BF H R ER SO BB IBB HBP BLK WP HR S P ERA WHIP	IP WLS BF H R ER SO BB IBB HBP BLK WP HR S P ERA WHIP	
21 Jon Lieber, R ERA: 4.22 Ugueth Urbina, R ERA: 3.76 Billy Wagner, L ERA: 1.46 (1, 1) (8, 1) (9, 1)	7.0 L 33 9 3 3 7 1 2 0 0 0 0 72 110 3.86 1.429	1.0 3 0 0 0 1 0 0 0 0 0 0 0 8 14 0.00 0.000	1.0 3 0 0 0 1 0 0 0 0 0 0 0 9 13 0.00 0.000																			

New York Mets @ Philadelphia Phillies
Citizens Bank Park, Philadelphia, PA
Tue Sep 27 2005, 7:05 PM EDT
Att: 36,150 - Clear - 72 F

livebaseballscorecards.com

AB	35
R	3
H	9
RBI	3
BB	3
SO	9
LOB	14



Batter	1	2	3	4	5	6	7	8	9	AB R H RBI BB SO LOB
11 Jimmy Rollins, S OBP: 0.332, SLG: 0.430	0-1 G5-3		2-0 G3		3-3 K		1-0 SH2-3 1B		2-1 F7	5 0 1 0 0 1 1
Kenny Lofton, L OBP: 0.388, SLG: 0.412	1-1 F7		3-1 S 26 S 1B		1-2 E3 26 S G6-3		2-1 SH2-3		0-1 F9	4 1 1 0 0 0 1
26 Chase Utley, L OBP: 0.368, SLG: 0.521	1-0 BB HBP		2-3 K		4-1 WP G6-3 BB		4-2 BB		4-2 S BB	1 0 0 0 3 1 1
Bobby Abreu, L OBP: 0.409, SLG: 0.479	4-2 BB		2-3 K		1-2 G6-3		1-1 F6		1-3 K	4 0 0 1 1 2 5
Pat Burrell, R OBP: 0.391, SLG: 0.506	3-3 K			4-1 FC4-6 BB		4-0 BB		3-3 K		2 0 0 0 2 2 4
6 Ryan Howard, L OBP: 0.348, SLG: 0.547		0-0 E3 21 FC6-4		2-2 FC4-6 FC5-4		0-0 G5-3		3-3 K		4 0 0 0 0 1 3
David Bell, R OBP: 0.306, SLG: 0.361		0-0 F7		1-1 FC5-4		1-1 P4		4-2 BB		3 0 0 0 1 0 2
Tomas Perez, S OBP: 0.289, SLG: 0.277				1-2f						0 0 0 0 0 0 0
Todd Pratt, R OBP: 0.330, SLG: 0.394		1-3 K		0-0 F8		1-2 F8		3-3 K		3 0 0 0 0 1 2
Michael Tucker, L OBP: 0.316, SLG: 0.362										1 0 0 0 0 1 1
Mike Lieberthal, R OBP: 0.330, SLG: 0.416										0 0 0 0 0 0 0
21 Jon Lieber, L OBP: 0.096, SLG: 0.125		1-0 FC6-4				2-1 E 26 E 2B		2-2 G3		3 1 1 0 0 0 1
Ugueth Urbina, R (8, 1)								1-3 1B		0 0 0 0 0 0 0
8 Shane Victorino, S OBP: 0.235, SLG: 0.467										1 0 1 0 0 0 0
Billy Wagner, L OBP: 0.500, SLG: 0.500										0 0 0 0 0 0 0

Inning Stats	R: 0	H: 0	E: 0	K: 1	S: 9	LOB: 2	BB: 1	P: 18	R: 0	H: 0	E: 1	K: 1	S: 6	LOB: 1	BB: 0	P: 8	R: 0	H: 1	E: 0	K: 2	S: 11	LOB: 1	BB: 0	P: 20	R: 0	H: 0	E: 0	K: 0	S: 7	LOB: 1	BB: 1	P: 14	R: 2	H: 1	E: 1	K: 1	S: 14	LOB: 2	BB: 2	P: 29	R: 0	H: 0	E: 0	K: 0	S: 7	LOB: 0	BB: 0	P: 10	R: 0	H: 1	E: 0	K: 1	S: 11	LOB: 2	BB: 1	P: 22	R: 0	H: 1	E: 0	K: 1	S: 11	LOB: 2	BB: 1	P: 23	R: 0	H: 0	E: 0	K: 1	S: 14	LOB: 1	BB: 1	P: 21	1B: 3	SF: 0	2B: 1	SAC: 1	3B: 0	DP: 0	HR: 0	HBP: 1
--------------	------	------	------	------	------	--------	-------	-------	------	------	------	------	------	--------	-------	------	------	------	------	------	-------	--------	-------	-------	------	------	------	------	------	--------	-------	-------	------	------	------	------	-------	--------	-------	-------	------	------	------	------	------	--------	-------	-------	------	------	------	------	-------	--------	-------	-------	------	------	------	------	-------	--------	-------	-------	------	------	------	------	-------	--------	-------	-------	-------	-------	-------	--------	-------	-------	-------	--------

PITCHER	IP	WLS	BF	H	R	ER	SO	BB	IBB	HBP	BLK	WP	HR	S	P	ERA	WHIP
Victor Zambrano, R ERA: 3.98	(1, 1)		4.2	23	2	2	5	4	0	1	0	1	0	46	88	0.00	1.286
Kaz Ishii, L ERA: 4.96	(5, 1)		0.1	1	0	0	0	0	0	0	0	0	0	1	1	0.00	0.000
Juan Padilla, R ERA: 1.57	(6, 1)	W	2.0	8	1	0	1	1	0	0	0	0	0	18	32	0.00	1.000
Aaron Heilman, R ERA: 3.22	(8, 1)	S	2.0	8	1	0	3	2	0	0	0	0	0	25	44	0.00	1.500

BOTTOM

New York Mets @ Philadelphia Phillies
Citizens Bank Park, Philadelphia, PA

Tue Sep 27 2005, 7:05 PM EDT
Att. 36,150 - Clear - 72 F

livebaseballscorecards.com

AB	31
R	2
H	4
RBI	1
BB	7
SO	9
LOB	21



WP: 1	PA: 40
PB: 0	
SB: 5	
CS: 0	

Batter	1	2	3	4	5	6	7	8	9	AB R H RBI BB SO LOB	TOP											
7 José Reyes, S (1, 6) OBP: 0.301, SLG: 0.387	0-2 G4-3		1-2 G6-3		3-2 G3		2-2 F9	1-2 G5-3		5 0 0 0 0 0 1												
Marlon Anderson, L (1, 9) OBP: 0.311, SLG: 0.379 Kazuo Matsui, S (9, PH) OBP: 0.300, SLG: 0.352	1-1 G6-3		0-2 F9		1-0 HR		3-2 HR		0-0 P3	4 2 2 2 0 0 0 1 0 0 0 0 0 0												
15 Carlos Beltrán, S (1, 8) OBP: 0.334, SLG: 0.420	1-3 K		4-2 PB BB		2-3 K		1-1 5 HR 1B		0-3 K	4 1 1 0 1 3 0												
Cliff Floyd, L (1, 7) OBP: 0.357, SLG: 0.505 Victor Diaz, R (9, PH) OBP: 0.328, SLG: 0.460		3-2 HR	4-1 1-2 IBB		4-1 BB		3-3 K		3-1 P3	2 1 1 1 2 1 1 1 0 0 0 0 0 0												
5 David Wright, R (1, 5) OBP: 0.387, SLG: 0.512		1-1 11 G5-4-3 1B 1B	1-3 K		1-0 SAFE L7		1-0 1-H HR			4 2 2 2 0 1 3												
Mike Jacobs, L (1, 3) OBP: 0.340, SLG: 0.616 Heath Bell, R (7, 1) Tim Hamulack, R (8, 1)		1-0 11 G5-4-3 HBP		0-3 K		0-1 P5	1-0 G6-3			3 0 0 0 0 1 0 0 0 0 0 0 0 0 0 0 0 0 0 0 0												
11 Ramon Castro, R (1, 2) OBP: 0.326, SLG: 0.444		0-1 G5-4-3	1-3 K		0-1 1B			3-2 P2		4 0 1 0 0 1 2												
Miguel Cairo, R (1, 4) OBP: 0.292, SLG: 0.325		0-1 FC6-4 1B	2-2 1B		1-0 F9			0-0 2B		4 0 3 1 0 0 1												
Steve Trachsel, R (1, 1) OBP: 0.067, SLG: 0.067 Kaz Ishii, L (5, 1) OBP: 0.231, SLG: 0.200 Danny Graves, R (6, 1) Chris Woodward, R (7, 3) OBP: 0.337, SLG: 0.394		0-0 FC6-4	0-3 K		1-3 K		1-3 K	1-3 K		2 0 0 0 0 1 2 1 0 0 0 0 1 1 0 0 0 0 0 0 0 1 0 0 0 0 1 1												
Inning Stats	R: 0 E: 0 K: 1 S: 9	H: 0 LOB: 0 BB: 0 P: 11	R: 2 E: 0 K: 0 S: 10	H: 3 LOB: 1 BB: 0 P: 15	R: 0 E: 0 K: 1 S: 13	H: 0 LOB: 2 BB: 2 P: 23	R: 0 E: 0 K: 3 S: 16	H: 1 LOB: 1 BB: 0 P: 19	R: 1 E: 0 K: 1 S: 9	H: 1 LOB: 1 BB: 1 P: 20	R: 0 E: 0 K: 1 S: 8	H: 1 LOB: 1 BB: 0 P: 10	R: 3 E: 0 K: 1 S: 14	H: 3 LOB: 0 BB: 0 P: 25	R: 0 E: 0 K: 1 S: 10	H: 1 LOB: 1 BB: 0 P: 15	R: 0 E: 0 K: 1 S: 6	H: 0 LOB: 0 BB: 0 P: 9	1B: 5 2B: 1 3B: 0 HR: 4	SF: 0 SAC: 0 DP: 1 HBP: 1	WP: 0 PB: 1 SB: 0 CS: 0	PA: 40
PITCHER	IP WLS BF H R ER SO BB IBB HBP BLK WP HR S P ERA WHIP																					
Vicente Padilla, R (1, 1) ERA: 4.71	6.1 W 30 8 5 5 7 2 1 1 0 0 3 73 112 7.11 1.579																					
Rheal Cormier, L (7, 1) ERA: 5.89	0.1 1 0 0 0 1 0 0 0 0 0 0 4 7 0.00 0.000																					
63 Ryan Madson, R (7, 1) ERA: 4.07	0.1 2 1 1 1 0 0 0 0 0 0 1 2 4 27.00 3.000																					
Ugueth Urbina, R (8, 1) ERA: 3.71	1.0 H 4 1 0 0 1 0 0 0 0 0 0 10 15 0.00 1.000																					
Aaron Fultz, L (9, 1) ERA: 2.25	1.0 3 0 0 0 1 0 0 0 0 0 0 6 9 0.00 0.000																					

New York Mets @ Philadelphia Phillies
Citizens Bank Park, Philadelphia, PA

Wed Sep 28 2005, 7:05 PM EDT
Att: 42,250 - Party Cloudy - 71 F

livebaseballscorecards.com

AB	36
R	6
H	10
RBI	6
BB	3
SO	10
LOB	12



BOTTOM

Philadelphia Phillies @ Washington Nationals
 Robert F. Kennedy Memorial Stadium, Washington, DC

Fri Sep 30 2005, 7:05 PM EDT
 Att. 30,375 - Clear - 65 F

livebaseballscorecards.com

AB	34
R	3
H	8
RBI	2
BB	3
SO	11
LOB	20



WP: 0	PA: 39
PB: 0	
SB: 3	
CS: 1	

AB R H RBI BB SO LOB

3	1	1	0	1	1	1
4	0	0	1	0	1	4
4	0	1	0	1	0	3
4	1	1	1	0	1	3
4	0	1	0	0	3	3
3	0	0	0	1	0	1
4	0	1	0	0	3	3
2	0	1	0	0	0	0
1	0	0	0	0	0	1
1	0	0	0	0	0	0
0	0	0	0	0	0	0
0	0	0	0	0	0	0
0	0	0	0	0	0	0
1	1	1	0	0	0	0

1B: 6	SF: 0
2B: 3	SAC: 0
3B: 0	DP: 1
HR: 0	HBP: 2

PITCHER IP WLS BF H R ER SO BB IBB HBP BLK WP HR S P ERA WHIP

Cory Lidle, R (1, 1)	6.2	W	27	6	2	1	8	1	0	0	0	0	0	0	103	1.35	1.050
Ugueth Urbina, R (7, 1)	1.0	H	6	1	0	0	2	2	0	0	0	0	0	14	28	0.00	3.000
Billy Wagner, L (8, 1)	1.1	S	6	1	1	1	1	0	0	1	0	0	0	17	24	6.75	0.750

Batter	1	2	3	4	5	6	7	8	9
Brad Wilkerson, L (1, 7) OBP: 0.352, SLG: 0.405	2-1 G4-3 G5-3 2B		2-2 G4-3		3-3 K 1-2		4-1 FC4-6 BB		1-1 G6-3 S HBP
Jamey Carroll, R (1, 4) OBP: 0.338, SLG: 0.288	1-0 G4-3 HBP		1-3 K		2-2 F9		1-1 FC4-6		2-2 G6-3 1-3 2-H
24 Nick Johnson, L (1, 3) OBP: 0.410, SLG: 0.485	2-2 G4-3			2-0 G4-3		4-1 FC6-4 BB		1-0 BB 1B	1-1 P1
Preston Wilson, R (1, 8) OBP: 0.325, SLG: 0.468	1-0 G5-3			2-2 11 1B E		0-1 FC6-4 1-2f		2-3 K	
11 Ryan Zimmerman, R (1, 5) OBP: 0.407, SLG: 0.577	1-3 K			1-0 FC6 1B		2-3 K2-3		2-2 K	
Ryan Church, L (1, 9) OBP: 0.352, SLG: 0.444		1-1 F7		1-1 FC6 1-2f 2-H		0-1 G4-3		4-2 BB	
15 Cristian Guzman, S (1, 6) OBP: 0.259, SLG: 0.313		2-3 K		3-3 K		1-1 1B		0-2 K	
Gary Bennett, R (1, 2) OBP: 0.298, SLG: 0.275						0-0 CS 1B			2-2 G5-3
Jose Guillen, R (7, PH) OBP: 0.337, SLG: 0.475									
Keith Osik, R (8, 2)									
Livan Hernandez, R (1, 1) OBP: 0.283, SLG: 0.366									
Carlos Baerens, S (7, PH) OBP: 0.318, SLG: 0.335									
Kenny Kelly, R (7, PR) OBP: 0.385, SLG: 0.417									
Gary Majewski, R (8, 1) OBP: 0.333, SLG: 0.333									
Joey Eischen, L (9, 1) OBP: 0.327, SLG: 0.381									
Marlon Byrd, R (9, PH)									

Inning Stats	R: 1 E: 0 K: 1 S: 9	H: 1 LOB: 1 BB: 0 P: 16	R: 0 E: 0 K: 1 S: 7	H: 0 LOB: 0 BB: 0 P: 11	R: 0 E: 0 K: 2 S: 9	H: 0 LOB: 0 BB: 0 P: 13	R: 1 E: 1 K: 1 S: 12	H: 2 LOB: 1 BB: 0 P: 21	R: 0 E: 0 K: 2 S: 8	H: 1 LOB: 1 BB: 0 P: 12	R: 0 E: 0 K: 1 S: 10	H: 0 LOB: 1 BB: 1 P: 18	R: 0 E: 0 K: 0 S: 12	H: 2 LOB: 3 BB: 1 P: 20	R: 0 E: 0 K: 3 S: 14	H: 1 LOB: 2 BB: 1 P: 23	R: 1 E: 0 K: 0 S: 14	H: 1 LOB: 1 BB: 0 P: 21	1B: 6 2B: 3 3B: 0 HR: 0	SF: 0 SAC: 0 DP: 1 HBP: 2
--------------	------------------------------	----------------------------------	------------------------------	----------------------------------	------------------------------	----------------------------------	-------------------------------	----------------------------------	------------------------------	----------------------------------	-------------------------------	----------------------------------	-------------------------------	----------------------------------	-------------------------------	----------------------------------	-------------------------------	----------------------------------	----------------------------------	------------------------------------

PITCHER	IP	WLS	BF	H	R	ER	SO	BB	IBB	HBP	BLK	WP	HR	S	P	ERA	WHIP
Cory Lidle, R (1, 1) ERA: 4.53	6.2	W	27	6	2	1	8	1	0	0	0	0	0	64	103	1.35	1.050
Ugueth Urbina, R (7, 1) ERA: 3.66	1.0	H	6	1	0	0	2	2	0	0	0	0	0	14	28	0.00	3.000
Billy Wagner, L (8, 1) ERA: 1.55	1.1	S	6	1	1	1	1	0	0	1	0	0	0	17	24	6.75	0.750

Batter	1	2	3	4	5	6	7	8	9	AB R H RBI BB SO LOB	TOP																
11 Jimmy Rollins, S OBP: 0.336, SLG: 0.429 (1, 6)	0-0 1B 2B	2-3 K			2-1 F9	4-0 BB		1-2 G4-3		4 1 1 0 1 1 0																	
Kenny Lofton, L OBP: 0.392, SLG: 0.418 (1, 8)	2-2 BB 6 2B 1B	0-1 G6-3			0-0 26 HR 1B	1-0 G1-4-3			3-3 K	5 2 2 1 0 1 2																	
26 Chase Utley, L OBP: 0.375, SLG: 0.540 (1, 4)	1-1 BB 6 2B HBP	1-2 F7			1-1 HR		1-0 HR		3-1 P6	4 3 2 3 0 0 0																	
Bobby Abreu, L OBP: 0.406, SLG: 0.474 Endy Chavez, L OBP: 0.260, SLG: 0.302 (1, 9) (9, PR) (9, 9)	4-0 6 2B BB		0-1 P4		1-3 K		1-2 G4-3		2-0 1B HBP	3 1 0 0 1 1 0 0 0 0 0 0 0 0																	
Pat Burrell, R OBP: 0.389, SLG: 0.506 8 Shane Victorino, S OBP: 0.263, SLG: 0.647 (1, 7) (9, PR) (9, 7)	2-3 K		1-2 F7		0-2 G5-3		4-2 BB		2-2 1B	4 0 1 0 1 1 3 0 0 0 0 0 0 0																	
6 Ryan Howard, L OBP: 0.353, SLG: 0.568 (1, 3)	0-1 2B		3-3 K			1-0 HR	3-0 F7		1-1 F7	5 1 2 4 0 1 3																	
David Bell, R OBP: 0.311, SLG: 0.363 (1, 5)	1-2 K			1-2 F9		4-1 39 B3-5-4 1B BB	1-1 G5-3			3 0 0 0 1 1 2																	
Mike Lieberthal, R OBP: 0.336, SLG: 0.418 (1, 2)	4-0 IBB			1-1 F8		0-0 39 B3-5-4 1B		0-1 F9		3 0 1 0 1 0 0																	
39 Brett Myers, R OBP: 0.203, SLG: 0.169 63 Ryan Madson, L Aaron Fultz, L OBP: 0.333, SLG: 0.333 Ugueth Urbina, R Billy Wagner, L OBP: 0.500, SLG: 0.500 (1, 1) (7, 1) (8, 1) (8, 1) (9, 1)	3-3 K			1-3 K		1-1 B3-5-4		3-1 P5		3 0 0 0 0 2 4 1 0																	
Inning Stats	R: 4 E: 0 K: 3 S: 19	H: 3 LOB: 2 BB: 2 P: 36	R: 0 E: 0 K: 1 S: 8	H: 0 LOB: 0 BB: 0 P: 11	R: 0 E: 0 K: 1 S: 8	H: 0 LOB: 0 BB: 0 P: 12	R: 0 E: 0 K: 1 S: 8	H: 0 LOB: 0 BB: 0 P: 11	R: 2 E: 0 K: 1 S: 12	H: 2 LOB: 0 BB: 0 P: 15	R: 1 E: 0 K: 0 S: 6	H: 2 LOB: 2 BB: 2 P: 17	R: 1 E: 0 K: 0 S: 9	H: 1 LOB: 1 BB: 1 P: 19	R: 0 E: 0 K: 0 S: 8	H: 0 LOB: 0 BB: 0 P: 12	R: 0 E: 0 K: 1 S: 10	H: 1 LOB: 2 BB: 0 P: 21	1B: 4 2B: 2 3B: 0 HR: 3	SF: 0 SAC: 0 DP: 1 HBP: 2	WP: 0 PB: 0 SB: 1 CS: 0	PA: 42					
PITCHER	IP WLS BF H R ER SO BB IBB HBP BLK WP HR S P ERA WHIP	IP WLS BF H R ER SO BB IBB HBP BLK WP HR S P ERA WHIP	IP WLS BF H R ER SO BB IBB HBP BLK WP HR S P ERA WHIP	IP WLS BF H R ER SO BB IBB HBP BLK WP HR S P ERA WHIP	IP WLS BF H R ER SO BB IBB HBP BLK WP HR S P ERA WHIP	IP WLS BF H R ER SO BB IBB HBP BLK WP HR S P ERA WHIP	IP WLS BF H R ER SO BB IBB HBP BLK WP HR S P ERA WHIP	IP WLS BF H R ER SO BB IBB HBP BLK WP HR S P ERA WHIP	IP WLS BF H R ER SO BB IBB HBP BLK WP HR S P ERA WHIP	IP WLS BF H R ER SO BB IBB HBP BLK WP HR S P ERA WHIP	IP WLS BF H R ER SO BB IBB HBP BLK WP HR S P ERA WHIP	IP WLS BF H R ER SO BB IBB HBP BLK WP HR S P ERA WHIP	IP WLS BF H R ER SO BB IBB HBP BLK WP HR S P ERA WHIP	IP WLS BF H R ER SO BB IBB HBP BLK WP HR S P ERA WHIP	IP WLS BF H R ER SO BB IBB HBP BLK WP HR S P ERA WHIP	IP WLS BF H R ER SO BB IBB HBP BLK WP HR S P ERA WHIP	IP WLS BF H R ER SO BB IBB HBP BLK WP HR S P ERA WHIP	IP WLS BF H R ER SO BB IBB HBP BLK WP HR S P ERA WHIP	IP WLS BF H R ER SO BB IBB HBP BLK WP HR S P ERA WHIP	IP WLS BF H R ER SO BB IBB HBP BLK WP HR S P ERA WHIP	IP WLS BF H R ER SO BB IBB HBP BLK WP HR S P ERA WHIP	IP WLS BF H R ER SO BB IBB HBP BLK WP HR S P ERA WHIP	IP WLS BF H R ER SO BB IBB HBP BLK WP HR S P ERA WHIP	IP WLS BF H R ER SO BB IBB HBP BLK WP HR S P ERA WHIP	IP WLS BF H R ER SO BB IBB HBP BLK WP HR S P ERA WHIP		
22 John Patterson, R ERA: 3.13 John Halama, L ERA: 5.68 Joey Eischen, L ERA: 3.25 Darrell Rasner, R ERA: 4.05	(1, 1) (6, 1) (7, 1) (8, 1) (8, 1)	(1, 1) (7, 1) (8, 1) (8, 1)																									

Philadelphia Phillies @ Washington Nationals
 Robert F. Kennedy Memorial Stadium, Washington, DC
 Sat Oct 01 2005, 4:10 PM EDT
 Att. 32,903 - Sunny - 74 F

AB	35
R	8
H	9
RBI	8
BB	5
SO	8
LOB	14



Batter	1	2	3	4	5	6	7	8	9	AB R H RBI BB SO LOB
Marlon Byrd, R OBP: 0.324, SLG: 0.377 (1, 7) BB F X (7, 8)	2-2 24 PB G3 G4-3 1B		2-2 G5-3		2-2 F9		2-2 E5 FC4-6		0-3 K	5 1 1 0 0 1 1
Jamey Carroll, R OBP: 0.334, SLG: 0.284 Darrell Rasner, R (8, 1) Kenny Kelly, R OBP: 0.357, SLG: 0.385 (9, PH)	2-2 G3 1-2		3-2 G4-3		3-3 K		1-2 FC4-6 1-2f		0-3 K	4 0 0 0 0 1 3 0 0 0 0 0 0 0 1 0 0 0 0 1 0
24 Nick Johnson, L OBP: 0.409, SLG: 0.482 (1, 3)	1-0 G4-3 2-H		1-3 K			2-3 K		1-0 11 1B G6-3 1B HBP		3 1 0 1 0 2 0
Preston Wilson, R OBP: 0.325, SLG: 0.467 Joey Eischen, L OBP: 0.333, SLG: 0.333 Deivi Cruz, R OBP: 0.299, SLG: 0.375 (1, 8) (7, 1) (8, 4)	0-1 1B			0-3 K		0-3 K		1-2 G6-3 1-2		3 0 1 0 0 2 0 0 0 0 0 0 0 0 1 0 0 0 0 0 1
11 Ryan Zimmerman, R OBP: 0.414, SLG: 0.564 (1, 5) SAFE SAFE SAFE SAFE SAFE SAFE	1-3 K			4-1 15 1B BB		1-0 F8		1-1 1B 2-3 1B		3 0 1 0 1 1 1
Ryan Church, L OBP: 0.354, SLG: 0.457 (1, 9)		0-0 HR		1-3 K			0-3 K	3-2 1B 1-2 3-H 1B		4 1 2 2 0 2 1
15 Cristian Guzman, S OBP: 0.261, SLG: 0.315 (1, 6)		0-3 K		3-1 1-2 1B			0-1 1B FC6-4 1B	3-3 K		4 1 2 0 0 2 2
Gary Bennett, R OBP: 0.299, SLG: 0.276 Brad Wilkerson, L OBP: 0.352, SLG: 0.405 Keith Osik, R (1, 2) (8, PH) (9, 2)		3-3 K		0-0 G4-3			3-2 FC6-4 1B 1-3 1B	2-3 K		3 0 1 0 0 1 2 1 0 0 0 0 1 2 0 0 0 0 0 0 0
22 John Patterson, R OBP: 0.117, SLG: 0.153 John Halama, L OBP: 0.200, SLG: 0.200 Brandon Watson, L OBP: 0.256, SLG: 0.333 (1, 1) (6, 1) (7, 7)		3-3 K			1-3 K		1-2 FC6-4 E 1-2f 3-H		2-3 K	2 0 0 0 0 2 0 0 0 0 0 0 0 0 2 0 0 1 0 1 1


Inning Stats	R: 1 E: 0 K: 1 S: 12	H: 2 LOB: 1 BB: 0 P: 18	R: 1 E: 0 K: 3 S: 13	H: 1 LOB: 0 BB: 0 P: 19	R: 0 E: 0 K: 1 S: 12	H: 0 LOB: 0 BB: 0 P: 18	R: 0 E: 0 K: 2 S: 11	H: 1 LOB: 2 BB: 1 P: 19	R: 0 E: 0 K: 2 S: 11	H: 0 LOB: 0 BB: 0 P: 17	R: 0 E: 1 K: 1 S: 22	H: 2 LOB: 2 BB: 0 P: 29	R: 1 E: 0 K: 2 S: 18	H: 2 LOB: 2 BB: 0 P: 29	R: 0 E: 0 K: 3 S: 10	H: 0 LOB: 0 BB: 0 P: 12	1B: 7 2B: 0 3B: 0 HR: 1	SF: 0 SAC: 0 DP: 0 HBP: 1
--------------	-------------------------------	----------------------------------	-------------------------------	----------------------------------	-------------------------------	----------------------------------	-------------------------------	----------------------------------	-------------------------------	----------------------------------	-------------------------------	----------------------------------	-------------------------------	----------------------------------	-------------------------------	----------------------------------	----------------------------------	------------------------------------

BOTTOM

Philadelphia Phillies @ Washington Nationals
Robert F. Kennedy Memorial Stadium, Washington, DC

Sat Oct 01 2005, 4:10 PM EDT
Att. 32,903 - Sunny - 74 F

AB	36
R	4
H	8
RBI	4
BB	1
SO	17
LOB	14



PITCHER	IP	WLS	BF	H	R	ER	SO	BB	IBB	HBP	BLK	WP	HR	S	P	ERA	WHIP
39 Brett Myers, R ERA: 3.72 (1, 1)	6.2		28	6	3	3	12	1	0	0	0	0	1	86	127	4.05	1.050
63 Ryan Madson, R ERA: 4.14 (7, 1)	0.2		4	1	1	1	0	0	0	1	0	0	0	8	12	13.50	1.500
Aaron Fultz, L ERA: 2.24 (8, 1)	0.1		2	1	0	0	1	0	0	0	0	0	0	8	14	0.00	3.000
Ugueth Urbina, R ERA: 3.65 (8, 1)	0.1	H	1	0	0	0	1	0	0	0	0	0	0	5	7	0.00	0.000
Billy Wagner, L ERA: 1.53 (9, 1)	1.0		3	0	0	0	3	0	0	0	0	0	0	10	12	0.00	0.000

Batter	1	2	3	4	5	6	7	8	9	AB	R	H	RBI	BB	SO	LOB
Brad Wilkerson, L (1, 7) OBP: 0.351, SLG: 0.405	0-0 F8		2-1 P6		2-0 E4 2B		0-1 G3			4	0	1	0	0	0	0
Jamey Carroll, R (1, 4) OBP: 0.333, SLG: 0.284 Gary Majewski, R (8, 1)	1-1 WP		2-2 K		2-2 L4		0-3 K			4	0	1	0	0	2	1
Darrell Rasner, R (9, 1) 32 Chad Cordero, R (9, 1) Joey Eischen, L (9, 1) OBP: 0.333, SLG: 0.333	1-3 1B		0-1 G1-3			1-1 HR 2B		2-0 24 F7 2B		4	1	2	0	0	1	1
Jose Guillen, R (1, 9) OBP: 0.338, SLG: 0.479	1-2 K															
24 Nick Johnson, L (1, 3) OBP: 0.408, SLG: 0.479	2-3 K			1-3 K		4-2 HR BB		0-0 F7		3	1	0	0	1	2	2
11 Ryan Zimmerman, R (1, 5) OBP: 0.419, SLG: 0.569		1-2 G6-3 2B		4-2 BB		1-3 K		2-3 K		3	0	1	0	1	2	3
Ryan Church, L (1, 8) OBP: 0.353, SLG: 0.466 Marlon Byrd, R (8, PH) OBP: 0.323, SLG: 0.376		1-0 G6-3		2-1 F9		1-0 HR		1-3 K		3	1	1	3	0	0	2
Deivi Cruz, R (1, 6) OBP: 0.298, SLG: 0.373		0-2 G3		0-0 F8		0-0 G5-4-3 1B				1	0	0	0	0	1	1
Gary Bennett, R (1, 2) OBP: 0.298, SLG: 0.271		4-0 IBB		1-3 K		0-1 G5-4-3				3	0	0	0	1	1	1
Hector Carrasco, R (1, 1) Brandon Watson, L (5, PH) Travis Hughes, R (6, 1) Jon Rauch, R (6, 1) OBP: 0.143, SLG: 0.143 15 Cristian Guzman, S (7, PH) OBP: 0.260, SLG: 0.314		0-3 K		0-1 F7			3-2 G6-3		2-3 K	4	0	1	0	0	1	2

Inning Stats	R: 0	H: 1	E: 0	LOB: 1	K: 2	BB: 0	S: 9	R: 0	H: 1	E: 0	LOB: 2	K: 1	BB: 1	S: 10	R: 0	H: 0	E: 0	LOB: 0	K: 1	BB: 0	S: 7	R: 0	H: 0	E: 0	LOB: 1	K: 1	BB: 1	S: 8	R: 3	H: 3	E: 0	LOB: 0	K: 1	BB: 1	S: 11	R: 0	H: 0	E: 0	LOB: 0	K: 1	BB: 0	S: 9	R: 0	H: 1	E: 0	LOB: 1	K: 2	BB: 0	S: 8	R: 0	H: 0	E: 0	LOB: 0	K: 2	BB: 0	S: 13	R: 0	H: 0	E: 0	LOB: 0	K: 2	BB: 0	S: 13	1B: 2	SF: 0	2B: 4	SAC: 0	3B: 0	DP: 1	HR: 1	HBP: 0
--------------	------	------	------	--------	------	-------	------	------	------	------	--------	------	-------	-------	------	------	------	--------	------	-------	------	------	------	------	--------	------	-------	------	------	------	------	--------	------	-------	-------	------	------	------	--------	------	-------	------	------	------	------	--------	------	-------	------	------	------	------	--------	------	-------	-------	------	------	------	--------	------	-------	-------	-------	-------	-------	--------	-------	-------	-------	--------

PITCHER	IP	WLS	BF	H	R	ER	SO	BB	IBB	HBP	BLK	WP	HR	S	P	ERA	WHIP
21 Jon Lieber, R (1, 1) ERA: 4.2	7.0	W	29	6	3	3	8	2	1	0	0	1	1	64	100	3.86	1.143
Ugueth Urbina, R (8, 1) ERA: 3.62	0.2	H	3	1	0	0	1	0	0	0	0	0	0	5	9	0.00	1.500
Billy Wagner, L (8, 1) ERA: 1.51	1.1	S	4	0	0	0	3	0	0	0	0	0	0	16	20	0.00	0.000


BOTTOM

Philadelphia Phillies @ Washington Nationals
 Robert F. Kennedy Memorial Stadium, Washington, DC

Sun Oct 02 2005, 1:05 PM EDT
 Att. 36,491 - Sunny - 76 F

livebaseballscorecards.com

AB	33
R	3
H	7
RBI	3
BB	3
SO	12
LOB	15



WP	PA	ERA	WHIP
1	36		
0			
0			