

# Philadelphia Phillies - 2005





Batter	1	2	3	4	5	6	7	8	9	AB	R	H	RBI	BB	SO	LOB	TOP					
<b>Brad Wilkerson, L</b> OBP: 0.600, SLG: 1.222 (1, 8)	4-2 BB 15 CS		2-1 HR		2-1 1B FC6-4		2-1 3B	0-1 2B 1-3 2H		4	1	4	2	1	0	0	<b>Washington Nationals @ Philadelphia Phillies</b> Citizens Bank Park, Philadelphia, PA Wed Apr 06 2005, 7:05 PM EDT Att: 23,435 - Clear - 73 F					
<b>15 Cristian Guzman, S</b> OBP: 0.200, SLG: 0.200 (1, 6)	1-1 G3-1 1-2		1-1 1B		1-0 FC6-4 1-2		0-0 P4	3-1 F7		5	0	1	0	0	0	5						
<b>Jose Vidro, S</b> OBP: 0.300, SLG: 0.400 (1, 4)	1-2 G4-3		1-1 P4			0-0 F8		1-1 HR 1B	0-0 2B	5	2	2	0	0	0	1						
<b>Jose Guillen, R</b> OBP: 0.300, SLG: 0.600 (1, 9)		1-2 1B 1B		0-0 L8		0-1 E5 24 2B		0-1 HR 1H	2-3 K	5	2	2	2	0	1	1						
<b>24 Nick Johnson, L</b> OBP: 0.556, SLG: 0.571 (1, 3)	1-3 K 1 SAFE		1-3 K		0-1 2B 2H		3-2 F8	4-1 2B FC3-2 IBB		4	0	1	1	1	2	1						
<b>Vinny Castilla, R</b> OBP: 0.778, SLG: 1.000 (1, 5)	0-0 1B 1-3		1-1 2B		0-3 K		0-0 K 1B	0-0 FC3-2 2B		5	1	4	1	0	1	1						
<b>Termel Sledge, L</b> OBP: 0.333, SLG: 0.625 (1, 7)	0-3 K		1-0 P4		2-3 K		2-1 K 2B	4-0 FC3-2 IBB		4	1	1	0	1	2	3						
<b>Brian Schneider, L</b> OBP: 0.444, SLG: 0.500 (1, 2)			0-0 L6		0-2 G4-3		0-1 F9	0-1 E9 2B 1B	1-0 FC3-2 FC5-4	5	0	1	0	0	0	3						
<b>Zach Day, R</b> Antonio Osuna, R Ryan Church, L Joey Eischen, L Wil Cordero, R Luis Ayala, R J.J. Davis, R 32 Chad Cordero, R (1, 1) (6, 1) (7, PH) (7, 1) (8, PH) (8, 1) (9, PH) (9, 1)			1-3 K		2-1 F9		2-3 K	1-3 K	1-0 FC5-4 1-2	2	0	0	0	0	0	1		0				
<b>Inning Stats</b>	R: 0 E: 0 K: 0 S: 7	H: 0 LOB: 0 BB: 1 P: 13	R: 0 E: 0 K: 2 S: 11	H: 2 LOB: 1 BB: 0 P: 13	R: 1 E: 0 K: 1 S: 10	H: 2 LOB: 1 BB: 0 P: 15	R: 0 E: 0 K: 1 S: 7	H: 1 LOB: 1 BB: 0 P: 10	R: 0 E: 0 K: 0 S: 8	H: 1 LOB: 1 BB: 0 P: 13	R: 1 E: 1 K: 2 S: 13	H: 1 LOB: 1 BB: 0 P: 15	R: 0 E: 0 K: 1 S: 8	H: 1 LOB: 1 BB: 0 P: 12	R: 4 E: 1 K: 1 S: 20	H: 6 LOB: 2 BB: 0 P: 30		R: 1 E: 0 K: 1 S: 8	H: 2 LOB: 3 BB: 2 P: 20	1B: 8 2B: 5 3B: 1 HR: 2	SF: 0 SAC: 0 DP: 0 HBP: 0	WP: 0 PB: 0 SB: 0 CS: 1
<b>PITCHER</b>	IP WLS BF H R ER SO BB IBB HBP BLK WP HR S P ERA WHIP																					
<b>39 Brett Myers, R</b> ERA: 1.35	6.2	27	7	2	1	7	1	0	0	0	0	0	0	0	1	61	86	1.35	1.200			
<b>Rheal Cormier, L</b> ERA: 9.0	0.1	H	2	1	0	0	0	0	0	0	0	0	0	0	0	3	5	0.00	3.000			
<b>Tim Worrell, R</b> ERA: 27.0	0.1	L	5	4	4	0	0	0	0	0	0	1	11	17	108.00	12.000						
<b>Aaron Fultz, L</b> ERA:	0.2		4	2	0	0	1	0	0	0	0	0	9	13	0.00	3.000						
<b>Terry Adams, R</b> ERA: 9.0	1.0		7	2	1	1	1	0	2	0	0	0	8	20	9.00	2.000						
<b>Batter</b>	<b>1</b>	<b>2</b>	<b>3</b>	<b>4</b>	<b>5</b>	<b>6</b>	<b>7</b>	<b>8</b>	<b>9</b>	<b>AB</b>	<b>R</b>	<b>H</b>	<b>RBI</b>	<b>BB</b>	<b>SO</b>	<b>LOB</b>	<b>BOTTOM</b>					
<b>11 Jimmy Rollins, S</b> OBP: 0.556, SLG: 0.333 (1, 6)	0-0 G4-3		4-1 BB		1-0 F9		1-0 G3	1-1 G6-3		3	0	0	0	1	0	0	<b>Washington Nationals @ Philadelphia Phillies</b> Citizens Bank Park, Philadelphia, PA Wed Apr 06 2005, 7:05 PM EDT Att: 23,435 - Clear - 73 F					
<b>Kenny Lofton, L</b> OBP: 0.556, SLG: 0.857 (1, 8)	3-2 G1-3		1-0 F9		0-1 G4-3 1B		0-1 K	0-3 K		4	1	1	0	0	1	2						
<b>Bobby Abreu, L</b> OBP: 0.111, SLG: 0.111 (1, 9)	2-3 K		3-2 G4-3		2-1 G4-3		2-1 G4-3	1-0 G4-3		4	0	0	0	0	1	1						
<b>Jim Thome, L</b> OBP: 0.444, SLG: 0.286 (1, 3)		0-3 K		1-1 P5		2-0 HR 1B		3-2 G4-3 1B		4	1	2	1	0	1	0						
<b>Pat Burrell, R</b> OBP: 0.667, SLG: 1.429 (1, 7)		1-1 P3		2-0 2B		1-1 HR		2-2 G4-3		4	1	2	2	0	0	1						
<b>David Bell, R</b> OBP: 0.222, SLG: 0.222 (1, 5)		1-2 G5-3		2-3 K		1-0 G1-3		3-2 P2		4	0	0	0	0	1	2						
<b>26 Chase Utley, L</b> OBP: 0.200, SLG: 0.250 (1, 4)			1-2 SH2-4 1B		1-2 G3-1		0-1 F8	2-3 K		4	0	1	0	0	1	1						
<b>Mike Lieberthal, R</b> OBP: 0.286, SLG: 0.286 (1, 2)			1-1 L9		0-1 G5-3		1-1 F7			3	0	0	0	0	0	1						
<b>39 Brett Myers, R</b> Rheal Cormier, L Jose Offerman, S Tim Worrell, R Aaron Fultz, L Terry Adams, R (1, 1) (7, 1) (7, PH) (8, 1) (8, 1) (9, 1)			2-1 SH2-4		3-2 G6-3		1-0 F8			1	0	0	0	0	0	0						
<b>Inning Stats</b>	R: 0 E: 0 K: 1 S: 7	H: 0 LOB: 0 BB: 0 P: 12	R: 0 E: 0 K: 1 S: 8	H: 0 LOB: 0 BB: 0 P: 10	R: 0 E: 0 K: 1 S: 10	H: 1 LOB: 1 BB: 0 P: 19	R: 0 E: 0 K: 1 S: 10	H: 1 LOB: 1 BB: 0 P: 18	R: 0 E: 0 K: 0 S: 8	H: 0 LOB: 0 BB: 0 P: 12	R: 3 E: 0 K: 0 S: 9	H: 3 LOB: 0 BB: 0 P: 16	R: 0 E: 0 K: 0 S: 5	H: 0 LOB: 0 BB: 0 P: 7	R: 0 E: 0 K: 1 S: 6	H: 0 LOB: 0 BB: 0 P: 8		R: 0 E: 0 K: 1 S: 16	H: 1 LOB: 1 BB: 0 P: 26	1B: 4 2B: 1 3B: 0 HR: 1	SF: 0 SAC: 1 DP: 0 HBP: 0	WP: 0 PB: 0 SB: 0 CS: 0
<b>PITCHER</b>	IP WLS BF H R ER SO BB IBB HBP BLK WP HR S P ERA WHIP																					
<b>Zach Day, R</b> ERA: 4.76	5.2	23	5	3	3	3	1	0	0	0	0	0	1	2	0.00	0.000						
<b>Antonio Osuna, R</b> ERA: 6.75	0.1		1	0	0	0	0	0	0	0	0	0	1	2	0.00	0.000						
<b>Joey Eischen, L</b> ERA:	1.0	W	3	0	0	0	0	0	0	0	0	0	5	7	0.00	0.000						
<b>Luis Ayala, R</b> ERA:	1.0	H	3	0	0	0	1	0	0	0	0	0	6	8	0.00	0.000						
<b>32 Chad Cordero, R</b> ERA:	1.0		4	1	0	0	1	0	0	0	0	0	16	26	0.00	1.000						











Batter	1	2	3	4	5	6	7	8	9	AB	R	H	RBI	BB	SO	LOB	TOP			
11 Jimmy Rollins, S OBP: 0.360, SLG: 0.200	F7		G5-3	G1		WP 1B S 1B		WP G5-3 HR BB	G4-3	5	2	1	0	1	0	2				
Kenny Lofton, L OBP: 0.368, SLG: 0.471	FC4-6 1B		1B 1B	G4-3		K		G5-3		5	1	2	0	0	1	3				
Bobby Abreu, L OBP: 0.292, SLG: 0.409	FC4-6 1B 2B		1B			K		F8		5	2	2	1	0	1	3				
Jim Thome, L OBP: 0.500, SLG: 0.389	2B 1B		1B	FC6-4 1B		1B 26 PB BB		K		3	2	2	1	2	1	1				
Pat Burrell, R OBP: 0.542, SLG: 1.000	1B 2B		FC6-4			1B		HR		5	1	4	5	0	0	2				
David Bell, R OBP: 0.261, SLG: 0.227		F8		26 HR BB		K		F7		4	1	0	0	1	1	4				
26 Chase Utley, L OBP: 0.182, SLG: 0.500	G4-3		HR			F7		F9		5	1	1	2	0	1	1				
Todd Pratt, R OBP: 0.400, SLG: 0.250	P6		G4-3					K		4	0	1	0	1	1	0				
Gavin Floyd, R OBP: 0.250, SLG: 0.250										4	0	1	0	0	2	2				
Tim Worrell, R										0	0	0	0	0	0	0				
Jose Offerman, S										1	0	0	0	0	0	1				
Pedro Liriano, R										0	0	0	0	0	0	0				
<b>Inning Stats</b>	R: 1 E: 0 K: 0 S: 8	H: 3 LOB: 2 BB: 0 P: 14	R: 0 E: 0 K: 0 S: 7	H: 0 LOB: 0 BB: 0 P: 13	R: 1 E: 0 K: 1 S: 16	H: 3 LOB: 2 BB: 0 P: 22	R: 2 E: 0 K: 0 S: 9	H: 2 LOB: 1 BB: 1 P: 19	R: 2 E: 0 K: 1 S: 15	H: 2 LOB: 2 BB: 2 P: 34	R: 0 E: 0 K: 2 S: 8	H: 0 LOB: 0 BB: 0 P: 11	R: 3 E: 0 K: 1 S: 13	H: 1 LOB: 1 BB: 2 P: 24	R: 0 E: 0 K: 1 S: 10	H: 1 LOB: 1 BB: 0 P: 12	1B: 10 2B: 1 3B: 0 HR: 3	SF: 0 SAC: 0 DP: 0 HBP: 0	WP: 2 PB: 1 SB: 1 CS: 0	PA: 46
<b>PITCHER</b>	IP WLS BF H R ER SO BB IBB HBP BLK WP HR S P ERA WHIP																			
Jeff Suppan, R ERA: 11.25	4.0 L 23 10 6 5 1 2 0 0 0 0 0 2 45 80 11.25 3.000																			
Cal Eldred, R ERA:	1.0 4 0 0 0 1 1 0 0 0 0 0 0 11 22 0.00 1.000																			
34 Randy Flores, L ERA: 12.0	3.0 3 4 4 5 2 0 0 0 0 2 1 36 59 12.00 1.667																			
Bill Pulsipher, L ERA:	1.0 4 1 0 0 1 0 0 0 0 0 0 0 10 12 0.00 1.000																			

Philadelphia Phillies @ St. Louis Cardinals  
 Busch Stadium, St. Louis, MO  
 Sat Apr 09 2005, 1:15 PM CDT  
 Att: 39,242 - Sunny - 73 F

AB	41
R	10
H	14
RBI	9
BB	5
SO	8
LOB	19



Batter	1	2	3	4	5	6	7	8	9	AB	R	H	RBI	BB	SO	LOB	BOTTOM			
22 David Eckstein, R OBP: 0.556, SLG: 0.500	G5-3		F8			P6		DI 1B		4	0	1	0	0	0	0				
Larry Walker, L OBP: 0.388, SLG: 0.588			P2			F8		G3-1		4	1	1	0	0	0	1				
Bill Pulsipher, L	5 1B 2B									0	0	0	0	0	0	0				
5 Albert Pujols, R OBP: 0.333, SLG: 0.250	27 S 1B					G5-3		F8		3	1	1	1	1	0	0				
27 Scott Rolen, R OBP: 0.176, SLG: 0.188	K					G4-3		F8		3	0	0	0	0	1	1				
Abraham Nunez, S	1B									1	1	0	0	0	0	1				
15 Jim Edmonds, L OBP: 0.333, SLG: 0.583	F8					K		HBP 1B		4	1	2	1	0	1	1				
Mark Grudzielanek, R OBP: 0.333, SLG: 0.286		G4-3				G5-3		HBP 1B		3	0	0	1	0	0	1				
Reggie Sanders, R OBP: 0.333, SLG: 0.786		F8				P6		F7		4	0	0	0	0	1	3				
Einar Diaz, R OBP: 0.500, SLG: 0.750		G1-3				F7				4	0	2	1	0	0	0				
Jeff Suppan, R										1	0	0	0	0	0	0				
Cal Eldred, R										0	0	0	0	0	0	0				
34 Randy Flores, L										1	0	0	0	0	0	0				
Roger Cedeno, S										2	0	0	0	0	0	2				
<b>Inning Stats</b>	R: 1 E: 0 K: 1 S: 16	H: 2 LOB: 1 BB: 0 P: 26	R: 0 E: 0 K: 0 S: 5	H: 0 LOB: 0 BB: 0 P: 7	R: 0 E: 0 K: 0 S: 7	H: 0 LOB: 0 BB: 0 P: 15	R: 0 E: 0 K: 1 S: 7	H: 0 LOB: 0 BB: 0 P: 10	R: 0 E: 0 K: 0 S: 4	H: 0 LOB: 0 BB: 0 P: 6	R: 0 E: 0 K: 0 S: 10	H: 1 LOB: 2 BB: 0 P: 16	R: 0 E: 0 K: 0 S: 11	H: 2 LOB: 1 BB: 0 P: 15	R: 3 E: 1 K: 1 S: 16	H: 2 LOB: 1 BB: 1 P: 24	1B: 4 2B: 4 3B: 0 HR: 0	SF: 0 SAC: 0 DP: 1 HBP: 1	WP: 0 PB: 0 SB: 1 CS: 0	PA: 36
<b>PITCHER</b>	IP WLS BF H R ER SO BB IBB HBP BLK WP HR S P ERA WHIP																			
Gavin Floyd, R ERA: 1.29	7.0 W 25 3 1 1 2 0 0 0 1 0 0 0 11 15 0.00 2.000																			
Tim Worrell, R ERA: 13.5	1.0 4 2 0 0 0 0 0 0 0 0 0 0 11 15 0.00 2.000																			
Pedro Liriano, R ERA: 9.0	1.0 7 2 3 1 1 1 0 0 0 0 0 0 16 24 9.00 3.000																			

Philadelphia Phillies @ St. Louis Cardinals  
 Busch Stadium, St. Louis, MO  
 Sat Apr 09 2005, 1:15 PM CDT  
 Att: 39,242 - Sunny - 73 F

AB	34
R	4
H	7
RBI	4
BB	1
SO	3
LOB	10





Batter	1	2	3	4	5	6	7	8	9	AB	R	H	RBI	BB	SO	LOB	TOP			
11 Jimmy Rollins, S OBP: 0.379, SLG: 0.250 Tomas Perez, S OBP: 0.500, SLG: 0.500	0-0 2B 1B		2-2 K	3-2 1B 2B 1B	3-3 K		2-2 E8 1B		3-3 K	4	2	2	0	0	2	1				
Kenny Lofton, L OBP: 0.499, SLG: 0.600 Jason Michaels, R OBP: 0.571, SLG: 0.571	1-0 F9		2-1 1B 3B	1-0 2B WP 1B		0-1 G5-3	2-2 G6-3		2-0 1B	3	2	2	0	0	0	1				
Bobby Abreu, L OBP: 0.333, SLG: 0.500	0-1 G4-3 1H 2B		0-1 HR 1B	2-0 2B 1H 2B		1-1 G3		2-1 G4-3	2-3 K	6	2	3	4	0	1	1				
Jim Thome, L OBP: 0.500, SLG: 0.429 Jose Offerman, S	3-2 G4-3		4-2 HR BB	3-H 2B 2B		1-2 G5-3		4-2 2B 26 1B BB		3	1	1	1	1	0	1				
Pat Burrell, R OBP: 0.483, SLG: 0.960	1-1 G6-3		1-0 HR	2-3 K			3-1 F9	2-0 F8		5	1	1	3	0	1	3				
David Bell, R OBP: 0.321, SLG: 0.308		3-2 G5-3	4-2 26 1B BB	3-3 K			2-1 HBP 26 1B 1B	2-1 26 1B 2B		4	2	2	0	1	1	1				
26 Chase Utley, L OBP: 0.313, SLG: 0.533		1-2 G1-3	0-2 1B	1-3 K			0-2 HBP 1B 1B	0-1 FC6-4 1B		5	1	3	2	0	1	0				
Mike Lieberthal, R OBP: 0.400, SLG: 0.389		1-2 G5-3	0-0 G6-3	1-1 1B			2-2 1B 1B	2-1 FC6-4		4	1	1	0	0	0	3				
21 Jon Lieber, L Aaron Fultz, L			1-3 K	1-1 G5-3	0-3 K		2-3 K		0-3 K	5	0	0	0	0	4	4				
Inning Stats	R: 1 E: 0 K: 0 S: 10	H: 2 LOB: 1 BB: 0 P: 15	R: 0 E: 0 K: 0 S: 9	H: 0 LOB: 0 BB: 0 P: 14	R: 4 E: 0 K: 2 S: 19	H: 4 LOB: 2 BB: 2 P: 33	R: 3 E: 0 K: 2 S: 15	H: 4 LOB: 1 BB: 0 P: 29	R: 0 E: 0 K: 0 S: 8	H: 0 LOB: 0 BB: 0 P: 10	R: 3 E: 1 K: 1 S: 20	H: 3 LOB: 1 BB: 0 P: 33	R: 2 E: 0 K: 0 S: 14	H: 2 LOB: 1 BB: 0 P: 26	R: 0 E: 0 K: 3 S: 11	H: 1 LOB: 1 BB: 0 P: 18	1B: 11 2B: 4 3B: 1 HR: 1	SF: 0 SAC: 0 DP: 0 HBP: 1	WP: 1 PB: 1 CS: 0	PA: 48
PITCHER	IP WLS BF	H R ER SO	BB IBB HBP BLK	WP HR S P	ERA WHIP	PITCHER														
29 Chris Carpenter, R ERA: 7.84	3.1 L 22	10 8 8 2	2 0 0 0	1 1 47 80	21.60 3.600	44 Jason Isringhausen, R ERA: 4.5														
Al Reyes, R ERA: 4.15	1.2 6 1 0	0 0 5 0	0 0 0 0	0 0 18 28	0.00 0.600	Cal Eldred, R ERA: 5.4														
Ray King, L ERA: 19.29	1.0 3 0 0	0 0 0 0	0 0 0 0	0 0 8 10	0.00 0.000															
Bill Pulsipher, L ERA: 5.4	0.1 2 0 1	1 1 0 0	1 0 0 0	0 0 7 13	27.00 3.000															

Philadelphia Phillies @ St. Louis Cardinals  
 Busch Stadium, St. Louis, MO  
 Sun Apr 10 2005, 1:15 PM CDT  
 Att: 37,971 - Partly Cloudy - 77 F

AB 44  
 R 13  
 H 17  
 RBI 12  
 BB 3  
 SO 11  
 LOB 16



Batter	1	2	3	4	5	6	7	8	9	AB	R	H	RBI	BB	SO	LOB	BOTTOM			
22 David Eckstein, R OBP: 0.476, SLG: 0.412 Julian Tavarez, L	0-1 G5-3			1-1 G6-3		1-2 G4-3		1-0 HR		3	0	0	0	0	0	1				
Larry Walker, L OBP: 0.333, SLG: 0.500 Bill Pulsipher, L 44 Jason Isringhausen, R John Mabry, R Einar Solberg, L Cal Eldred, R	3-2 F8			1-1 G4-3		0-2 P4		4-1 BB		3	0	0	0	0	0	0				
5 Albert Pujols, R OBP: 0.318, SLG: 0.400	0-1 L4			0-1 F9		0-1 HR		2-1 G5-3		4	1	1	1	0	0	1				
27 Scott Rolen, R OBP: 0.238, SLG: 0.250		0-3 K		3-1 G3-6-4 1B		0-0 F8		1-1 1B		4	0	2	0	0	1	0				
15 Jim Edmonds, L OBP: 0.278, SLG: 0.467 Reggie Sanders, R	1-1 F8			1-1 L8		0-2 G3		0-2 F7		3	0	0	0	0	0	1				
Roger Cedeno, S OBP: 0.143, SLG: 0.167	0-1 P6			0-0 G3-6-4			0-1 E3 HR	0-0 G5-4-3 1B		4	1	1	0	0	0	1				
Abraham Nunez, S OBP: 0.167, SLG: 0.667			1-2 F8		0-3 K		0-0 HR	3-2 G5-4-3		4	1	1	2	0	1	2				
4 Yadier Molina, R			0-2 P4		2-1 G5-3		1-0 P4			3	0	0	0	0	0	0				
29 Chris Carpenter, R Al Reyes, R Ray King, L 7 Hector Luna, R			1-3 K		1-2 E6		3-3 K			1	0	0	0	0	1	0				
Inning Stats	R: 0 E: 0 K: 0 S: 7	H: 0 LOB: 0 BB: 0 P: 10	R: 0 E: 0 K: 1 S: 7	H: 0 LOB: 0 BB: 0 P: 8	R: 0 E: 0 K: 1 S: 9	H: 0 LOB: 0 BB: 0 P: 11	R: 0 E: 0 K: 0 S: 6	H: 0 LOB: 0 BB: 0 P: 8	R: 0 E: 1 K: 1 S: 11	H: 0 LOB: 1 BB: 0 P: 15	R: 1 E: 0 K: 0 S: 9	H: 1 LOB: 0 BB: 0 P: 9	R: 3 E: 1 K: 1 S: 11	H: 2 LOB: 1 BB: 1 P: 22	R: 0 E: 0 K: 0 S: 10	H: 2 LOB: 1 BB: 0 P: 14	1B: 3 2B: 0 3B: 0 HR: 3	SF: 0 SAC: 0 DP: 2 HBP: 0	WP: 0 PB: 0 SB: 0 CS: 0	PA: 34
PITCHER	IP WLS BF	H R ER SO	BB IBB HBP BLK	WP HR S P	ERA WHIP	PITCHER														
21 Jon Lieber, R ERA: 3.29	8.0 W 30	4 4 2 4	1 0 0 0	0 0 10 14	0.00 2.000															
Aaron Fultz, L ERA:	1.0 4 2 0	0 0 0 0	0 0 0 0	0 0 0 0	0.00 2.000															

Philadelphia Phillies @ St. Louis Cardinals  
 Busch Stadium, St. Louis, MO  
 Sun Apr 10 2005, 1:15 PM CDT  
 Att: 37,971 - Partly Cloudy - 77 F

AB 33  
 R 4  
 H 6  
 RBI 4  
 BB 1  
 SO 4  
 LOB 7





Batter	1	2	3	4	5	6	7	8	9	AB	R	H	RBI	BB	SO	LOB	TOP					
11 Jimmy Rollins, S OBP: 0.412, SLG: 0.286	L4			E7		F7				4	0	2	1	1	0	1	<b>Philadelphia Phillies @ Florida Marlins</b> Dolphin Stadium, Miami, FL Mon Apr 11 2005, 7:05 PM EDT Att: 11,416 - Partly Cloudy - 75 F					
Placido Polanco, R OBP: 0.300, SLG: 0.222	G6-3	P3		P3		G6-3		K		5	0	0	0	0	1	7						
Bobby Abreu, L OBP: 0.471, SLG: 0.531	HR								E3	4	2	2	0	0	0	0						
Pat Burrell, R OBP: 0.471, SLG: 0.966	HR			K					P6	4	1	1	2	1	1	3						
Jim Thome, L OBP: 0.424, SLG: 0.360	L7			K					K	4	0	0	1	0	2	3						
David Bell, R OBP: 0.303, SLG: 0.267				K					G4-3	4	0	0	0	1	2	2						
Jason Michaels, R OBP: 0.636, SLG: 0.500										1	0	0	0	3	0	2						
Mike Lieberthal, R OBP: 0.417, SLG: 0.409										4	1	2	0	0	0	2						
39 Brett Myers, R										2	0	0	0	0	0	3						
63 Ryan Madson, L										0	0	0	0	0	0	0						
Rheal Cormier, L										0	0	0	0	0	0	0						
Tim Worrell, R										0	0	0	0	0	0	0						
Billy Wagner, L										0	0	0	0	0	0	0						
<b>Inning Stats</b>	R: 2 E: 0 K: 0 S: 10	H: 1 LOB: 0 BB: 0 P: 17	R: 0 E: 0 K: 1 S: 12	H: 2 LOB: 3 BB: 1 P: 23	R: 0 E: 0 K: 3 S: 16	H: 1 LOB: 1 BB: 0 P: 26	R: 1 E: 1 K: 0 S: 9	H: 1 LOB: 1 BB: 1 P: 18	R: 0 E: 0 K: 0 S: 15	H: 0 LOB: 2 BB: 2 P: 30	R: 0 E: 0 K: 0 S: 8	H: 1 LOB: 1 BB: 0 P: 15	R: 1 E: 0 K: 0 S: 11	H: 1 LOB: 0 BB: 0 P: 20	R: 0 E: 0 K: 1 S: 10	H: 0 LOB: 2 BB: 2 P: 18	R: 0 E: 1 K: 1 S: 8	H: 0 LOB: 1 BB: 0 P: 11	1B: 5 2B: 1 3B: 0 HR: 1	SF: 1 SAC: 2 DP: 0 HBP: 1	WP: 0 PB: 0 SB: 3 CS: 0	PA: 42
<b>PITCHER</b>	IP WLS BF H R ER SO BB IBB HBP BLK WP HR S P ERA WHIP																					
Al Leiter, L ERA: 3.38	(1, 1) 5.0 L 25 5 3 3 4 4 0 1 0 0 0 1 62 114 5.40 1.800																					
40 Nate Bump, R ERA: 1.93	(6, 1) 1.0 4 1 0 0 0 0 0 0 0 0 0 0 8 15 0.00 1.000																					
Matt Perisho, L ERA: 5.4	(7, 1) 1.0 4 1 1 1 0 0 0 0 0 0 0 0 11 20 9.00 1.000																					
Antonio Alfonseca, R ERA: 2.7	(8, 1) 1.0 5 0 0 0 1 1 1 0 0 0 0 0 10 18 0.00 1.000																					
Guillermo Mota, R ERA:	(9, 1) 1.0 4 0 0 0 1 0 0 0 0 0 0 0 8 11 0.00 0.000																					
<b>Batter</b>	<b>1</b>	<b>2</b>	<b>3</b>	<b>4</b>	<b>5</b>	<b>6</b>	<b>7</b>	<b>8</b>	<b>9</b>	<b>AB</b>	<b>R</b>	<b>H</b>	<b>RBI</b>	<b>BB</b>	<b>SO</b>	<b>LOB</b>	<b>BOTTOM</b>					
Juan Pierre, L OBP: 0.364, SLG: 0.321	G4-3		G6-3		G5-3				G4-3	5	0	1	0	0	0	2	<b>Philadelphia Phillies @ Florida Marlins</b> Dolphin Stadium, Miami, FL Mon Apr 11 2005, 7:05 PM EDT Att: 11,416 - Partly Cloudy - 75 F					
Luis Castillo, S OBP: 0.289, SLG: 0.095	K		G1-3							3	0	0	0	0	1	0						
Damon Easley, R OBP: 0.250, SLG: 0.375										1	0	0	0	0	1							
Miguel Cabrera, R OBP: 0.313, SLG: 0.467	L8		K							4	0	1	0	0	2	0						
Carlos Delgado, L OBP: 0.500, SLG: 0.654										3	1	2	0	0	0	2						
Mike Lowell, R OBP: 0.267, SLG: 0.321			K		P3				P3	3	0	0	0	1	1	4						
Paul Lo Duca, R OBP: 0.357, SLG: 0.370			F8		K				P4	4	0	0	0	0	1	4						
Juan Encarnacion, R OBP: 0.387, SLG: 0.538			E7		K					3	0	0	0	1	2	1						
Alex Gonzalez, R OBP: 0.357, SLG: 0.444					G4-3				K	4	0	1	0	0	1	1						
Al Leiter, L Chris Aguilera, R 40 Nate Bump, L Matt Perisho, L Lenny Harris, L Antonio Alfonseca, R Guillermo Mota, R Jeff Conine, R	(1, 1) (5, PH) (6, 1) (7, 1) (7, PH) (8, 1) (9, PH)																					
<b>Inning Stats</b>	R: 0 E: 0 K: 1 S: 12	H: 0 LOB: 0 BB: 0 P: 18	R: 1 E: 1 K: 2 S: 17	H: 2 LOB: 0 BB: 0 P: 25	R: 0 E: 0 K: 1 S: 8	H: 0 LOB: 0 BB: 0 P: 11	R: 0 E: 0 K: 2 S: 11	H: 1 LOB: 1 BB: 0 P: 15	R: 0 E: 0 K: 1 S: 8	H: 0 LOB: 0 BB: 1 P: 12	R: 0 E: 0 K: 1 S: 14	H: 0 LOB: 2 BB: 1 P: 26	R: 0 E: 0 K: 1 S: 7	H: 0 LOB: 0 BB: 0 P: 12	R: 0 E: 0 K: 0 S: 10	H: 2 LOB: 0 BB: 0 P: 16	R: 0 E: 1 K: 1 S: 15	H: 0 LOB: 2 BB: 1 P: 22	1B: 3 2B: 2 3B: 0 HR: 0	SF: 0 SAC: 0 DP: 0 HBP: 1	WP: 0 PB: 0 SB: 0 CS: 0	PA: 37
<b>PITCHER</b>	IP WLS BF H R ER SO BB IBB HBP BLK WP HR S P ERA WHIP																					
39 Brett Myers, R ERA: 0.73	(1, 1) 5.2 W 23 3 1 0 0 1 0 0 0 0 0 0 68 104 0.00 0.706																					
63 Ryan Madson, R ERA: 5.4	(6, 1) 1.2 H 7 2 0 0 1 0 0 0 0 0 0 0 16 26 0.00 1.200																					
Rheal Cormier, L ERA: 7.71	(8, 1) 0.1 H 1 0 0 0 0 0 0 0 0 0 0 0 2 4 0.00 0.000																					
Tim Worrell, R ERA: 12.27	(8, 1) 0.1 H 1 0 0 0 0 0 0 0 0 0 0 0 1 1 0.00 0.000																					
Billy Wagner, L ERA:	(9, 1) 1.0 S 5 0 0 0 1 1 0 0 0 0 0 0 15 22 0.00 1.000																					



Batter	1	2	3	4	5	6	7	8	9	AB	R	H	RBI	BB	SO	LOB	TOP					
11 Jimmy Rollins, S OBP: 0.368, SLG: 0.250	F7		G4-6-3			K			G4-3	4	0	0	0	0	1	1	Philadelphia Phillies @ Florida Marlins Dolphin Stadium, Miami, FL Tue Apr 12 2005, 7:05 PM EDT Att: 15,129 - Partly Cloudy - 75 F					
Kenny Lofton, L OBP: 0.423, SLG: 0.625	G6-3			1B		G4-3			1B	4	1	2	0	0	0	0						
Bobby Abreu, L OBP: 0.385, SLG: 0.528	F8			2B			G3		1B	4	0	2	1	0	0	0						
Jim Thome, L OBP: 0.432, SLG: 0.414		G4-6-3		1B		FC6-5			1B	4	1	2	0	0	1	3						
Pat Burrell, R OBP: 0.447, SLG: 0.879		G4-6-3		1B		G6-4-3			2B	4	0	1	0	0	0	4						
David Bell, R OBP: 0.276, SLG: 0.242		G4-6-3				L5			G6-3	3	0	0	0	0	0	3						
26 Chase Utley, L OBP: 0.263, SLG: 0.444		P4				G6-3			K	3	0	0	0	0	1	0						
Mike Lieberthal, R OBP: 0.370, SLG: 0.360			F9			F7			G6-3	3	0	0	0	0	0	0						
Randy Wolf, L OBP: 0.333, SLG: 0.333						P5			F7	2	0	1	0	0	0	0						
Terry Adams, R OBP: 0.276, SLG: 0.242										0	0	0	0	0	0	0						
Jose Offerman, S OBP: 0.276, SLG: 0.242										1	0	0	0	0	0	0						
Pedro Liriano, R OBP: 0.276, SLG: 0.242										0	0	0	0	0	0	0						
<b>Inning Stats</b>	R: 0 E: 0 K: 0 S: 7	H: 0 LOB: 0 BB: 0 P: 9	R: 1 E: 0 K: 0 S: 9	H: 2 LOB: 0 BB: 0 P: 13	R: 0 E: 0 K: 0 S: 7	H: 1 LOB: 0 BB: 0 P: 11	R: 1 E: 1 K: 0 S: 8	H: 2 LOB: 0 BB: 0 P: 11	R: 0 E: 0 K: 0 S: 6	H: 0 LOB: 0 BB: 0 P: 8	R: 0 E: 0 K: 1 S: 5	H: 0 LOB: 0 BB: 0 P: 7	R: 0 E: 0 K: 0 S: 12	H: 1 LOB: 1 BB: 0 P: 20	R: 0 E: 0 K: 1 S: 7	H: 0 LOB: 2 BB: 0 P: 9	R: 0 E: 0 K: 1 S: 10	H: 2 LOB: 2 BB: 0 P: 15	1B: 6 2B: 2 3B: 0 HR: 0	SF: 0 SAC: 0 DP: 3 HBP: 0	WP: 1 PB: 0 SB: 0 CS: 0	PA: 32
<b>PITCHER</b> A.J. Burnett, R ERA: 2.4	IP: 9.0 WLS: W BF: 32 H: 8 R: 2 ER: 2 SO: 3 BB: 0 IBB: 0 HBP: 0 BLK: 0 WP: 1 HR: 0 S: 71 P: 103 ERA: 2.00 WHIP: 0.889											<b>PITCHER</b>	IP: 9.0 WLS: W BF: 32 H: 8 R: 2 ER: 2 SO: 3 BB: 0 IBB: 0 HBP: 0 BLK: 0 WP: 1 HR: 0 S: 71 P: 103 ERA: 2.00 WHIP: 0.889									

Batter	1	2	3	4	5	6	7	8	9	AB	R	H	RBI	BB	SO	LOB	BOTTOM					
Juan Pierre, L OBP: 0.368, SLG: 0.424	G6-3		G3				G4-3			5	1	2	2	0	0	0	Philadelphia Phillies @ Florida Marlins Dolphin Stadium, Miami, FL Tue Apr 12 2005, 7:05 PM EDT Att: 15,129 - Partly Cloudy - 75 F					
Luis Castillo, S OBP: 0.287, SLG: 0.160		1B		L8		SH1			G3	4	0	1	0	0	0	1						
Miguel Cabrera, R OBP: 0.361, SLG: 0.576		2B				SH1			G6-3	3	2	2	2	1	0	0						
Chris Aguilera, R OBP: 0.287, SLG: 0.160		1B		HR		G6-3				0	0	0	0	0	0	0						
Carlos Delgado, L OBP: 0.472, SLG: 0.600		K		HR		BB			HR	4	0	1	0	0	2	2						
Mike Lowell, R OBP: 0.294, SLG: 0.419			P3				G6-3			3	2	1	2	1	0	1						
Paul Lo Duca, R OBP: 0.406, SLG: 0.516		L8		HR		HR			G6-3	4	2	3	2	0	0	0						
Juan Encarnacion, R OBP: 0.400, SLG: 0.517			L8			HR			HR	4	2	3	2	0	0	0						
Alex Gonzalez, R OBP: 0.345, SLG: 0.429			P6				G6-3			3	1	1	0	0	0	0						
Damon Easley, R OBP: 0.273, SLG: 0.300				B5-3			F7		P5	1	0	0	0	0	0	0						
A.J. Burnett, R OBP: 0.167, SLG: 0.500			P4				K		K	4	0	0	0	0	3	5						
<b>Inning Stats</b>	R: 0 E: 0 K: 1 S: 13	H: 2 LOB: 1 BB: 0 P: 16	R: 0 E: 0 K: 0 S: 5	H: 0 LOB: 0 BB: 0 P: 5	R: 0 E: 0 K: 0 S: 8	H: 0 LOB: 0 BB: 0 P: 9	R: 2 E: 0 K: 2 S: 24	H: 3 LOB: 3 BB: 1 P: 40	R: 1 E: 0 K: 0 S: 8	H: 1 LOB: 0 BB: 0 P: 9	R: 2 E: 0 K: 2 S: 10	H: 1 LOB: 1 BB: 1 P: 19	R: 1 E: 0 K: 0 S: 11	H: 2 LOB: 1 BB: 0 P: 19	R: 2 E: 0 K: 1 S: 11	H: 2 LOB: 1 BB: 0 P: 21	R: 2 E: 0 K: 1 S: 11	H: 2 LOB: 1 BB: 0 P: 21	1B: 5 2B: 2 3B: 1 HR: 3	SF: 0 SAC: 1 DP: 0 HBP: 2	WP: 0 PB: 0 SB: 0 CS: 0	PA: 38
<b>PITCHER</b> Randy Wolf, L ERA: 6.0	IP: 6.0 WLS: L BF: 27 H: 7 R: 5 ER: 5 SO: 5 BB: 2 IBB: 0 HBP: 1 BLK: 0 WP: 0 HR: 2 S: 68 P: 98 ERA: 7.50 WHIP: 1.500											<b>PITCHER</b>	IP: 6.0 WLS: L BF: 27 H: 7 R: 5 ER: 5 SO: 5 BB: 2 IBB: 0 HBP: 1 BLK: 0 WP: 0 HR: 2 S: 68 P: 98 ERA: 7.50 WHIP: 1.500									
<b>PITCHER</b> Terry Adams, R ERA: 10.13	IP: 1.0 WLS: L BF: 5 H: 2 R: 1 ER: 1 SO: 0 BB: 0 IBB: 0 HBP: 0 BLK: 0 WP: 0 HR: 1 S: 11 P: 19 ERA: 9.00 WHIP: 2.000											<b>PITCHER</b>	IP: 1.0 WLS: L BF: 5 H: 2 R: 1 ER: 1 SO: 0 BB: 0 IBB: 0 HBP: 0 BLK: 0 WP: 0 HR: 1 S: 11 P: 19 ERA: 9.00 WHIP: 2.000									
<b>PITCHER</b> Pedro Liriano, R ERA: 13.5	IP: 1.0 WLS: L BF: 6 H: 2 R: 2 ER: 2 SO: 1 BB: 0 IBB: 0 HBP: 1 BLK: 0 WP: 0 HR: 0 S: 11 P: 21 ERA: 18.00 WHIP: 2.000											<b>PITCHER</b>	IP: 1.0 WLS: L BF: 6 H: 2 R: 2 ER: 2 SO: 1 BB: 0 IBB: 0 HBP: 1 BLK: 0 WP: 0 HR: 0 S: 11 P: 21 ERA: 18.00 WHIP: 2.000									



Batter	1	2	3	4	5	6	7	8	9	AB	R	H	RBI	BB	SO	LOB	TOP					
11 Jimmy Rollins, S OBP: 0.357, SLG: 0.250	G5-3			G4-3 G5-3 1B		G4-3			F8	4	0	1	0	0	0	0	Philadelphia Phillies @ Florida Marlins Dolphin Stadium, Miami, FL Wed Apr 13 2005, 1:05 PM EDT Att: 14,427 - Cloudy - 87 F					
Placido Polanco, R OBP: 0.292, SLG: 0.227	G6-3			G5-3			G1-3		G4-3 1B	4	0	1	0	0	0	1						
Bobby Abreu, L OBP: 0.349, SLG: 0.475	G6-3			G4-3			G4-3		G4-3	4	0	0	0	0	0	2						
Pat Burrell, R OBP: 0.429, SLG: 0.811		K		K					F8	4	0	1	0	0	2	2						
Jim Thome, L OBP: 0.400, SLG: 0.375		K			K					3	0	0	0	0	3	1						
Jason Michaels, R OBP: 0.571, SLG: 0.400	G6-3				G6-3				BB	2	0	0	0	1	0	0						
David Bell, R OBP: 0.256, SLG: 0.222				K		G1-3			F8	3	0	0	0	0	1	1						
Mike Lieberthal, R OBP: 0.333, SLG: 0.321				G6-3		G3-1			L7	3	0	0	0	0	0	1						
Cory Lidle, R Jose Offerman, S Terry Adams, R Tomás Pérez, S Rheal Cormier, L Tim Worrell, R				K		F7			G5-3	1	0	0	0	0	1	0						
<b>Inning Stats</b>	R: 0 E: 0 K: 0 S: 7	H: 0 LOB: 0 BB: 0 P: 11	R: 0 E: 0 K: 2 S: 8	H: 0 LOB: 0 BB: 0 P: 10	R: 0 E: 0 K: 2 S: 7	H: 0 LOB: 0 BB: 0 P: 11	R: 0 E: 0 K: 1 S: 14	H: 1 LOB: 1 BB: 0 P: 21	R: 0 E: 0 K: 1 S: 6	H: 0 LOB: 0 BB: 0 P: 7	R: 0 E: 0 K: 0 S: 5	H: 0 LOB: 0 BB: 0 P: 8	R: 0 E: 0 K: 1 S: 12	H: 1 LOB: 1 BB: 0 P: 19	R: 0 E: 0 K: 0 S: 6	H: 0 LOB: 1 BB: 1 P: 12		R: 0 E: 0 K: 0 S: 9	H: 1 LOB: 1 BB: 0 P: 15	1B: 3 2B: 0 3B: 0 HR: 0	SF: 0 SAC: 0 DP: 0 HBP: 0	WP: 0 PB: 0 SB: 0 CS: 0
<b>PITCHER</b> Dontrelle Willis, L ERA:	IP: 9.0 WLS: W BF: 31 H: 3 R: 0 ER: 0 SO: 7 BB: 1 IBB: 0 HBP: 0 BLK: 0 WP: 0 HR: 0 S: 74 P: 114 ERA: 0.00 WHIP: 0.444																					

Batter	1	2	3	4	5	6	7	8	9	AB	R	H	RBI	BB	SO	LOB	BOTTOM			
Juan Pierre, L OBP: 0.381, SLG: 0.432	G1-3		G4-3					1B SF9 1B		4	1	2	0	0	0	0	Philadelphia Phillies @ Florida Marlins Dolphin Stadium, Miami, FL Wed Apr 13 2005, 1:05 PM EDT Att: 14,427 - Cloudy - 87 F			
Luis Castillo, S OBP: 0.294, SLG: 0.207	E5 SF7 1B		L7			F8		1B		4	1	2	0	0	0	1				
Miguel Cabrera, R Chris Aguilera, R	SF7		F9			L8		SF9		2	0	0	2	0	0	1				
Carlos Delgado, L OBP: 0.450, SLG: 0.545	G4-3					G4-3		F8		3	0	0	0	0	0	1				
Mike Lowell, R OBP: 0.263, SLG: 0.371			F9		L5	FC6-4 HBP		FC6-4 G4-6-3		4	0	0	0	0	1	2				
Jeff Conine, R Juan Encarnacion, R			L8			G4-6-3				3	1	1	0	0	0	1				
Damon Easley, R OBP: 0.357, SLG: 0.462			L8		1B 2B			K		0	0	0	0	0	0	0				
20 Matt Treanor, R OBP: 0.400, SLG: 0.400			L8		FC5-4			G6-3		3	1	2	1	0	0	0				
Dontrelle Willis, L ERA: 0.286, SLG: 0.286			K					F7		3	0	0	0	0	2	1				
<b>Inning Stats</b>	R: 1 E: 1 K: 0 S: 10	H: 1 LOB: 0 BB: 0 P: 17	R: 1 E: 0 K: 1 S: 15	H: 2 LOB: 1 BB: 0 P: 22	R: 0 E: 0 K: 0 S: 8	H: 0 LOB: 0 BB: 0 P: 10	R: 1 E: 0 K: 0 S: 12	H: 2 LOB: 1 BB: 0 P: 18	R: 0 E: 0 K: 1 S: 13	H: 1 LOB: 1 BB: 0 P: 19	R: 0 E: 0 K: 0 S: 7	H: 0 LOB: 0 BB: 0 P: 12	R: 0 E: 0 K: 0 S: 7	H: 0 LOB: 0 BB: 0 P: 9	R: 1 E: 0 K: 1 S: 14	H: 2 LOB: 1 BB: 0 P: 18		1B: 6 2B: 2 3B: 0 HR: 0	SF: 2 SAC: 0 DP: 1 HBP: 1	WP: 0 PB: 0 SB: 1 CS: 0
<b>PITCHER</b> Cory Lidle, R Terry Adams, R Rheal Cormier, L Tim Worrell, R	IP: 5.0 WLS: L BF: 21 H: 6 R: 3 ER: 2 SO: 2 BB: 0 IBB: 0 HBP: 1 BLK: 0 WP: 0 HR: 0 S: 14 P: 21 ERA: 2.61 WHIP: 1.200																			







Batter	1	2	3	4	5	6	7	8	9	AB	R	H	RBI	BB	SO	LOB	TOP					
Rafael Furcal, S (1, 6) OBP: 0.255, SLG: 0.429	0-0 B3			0-1 P6		0-0 10 CS 1B		0-1 G3-1		4	0	1	0	0	0	0	<b>Atlanta Braves @ Philadelphia Phillies</b> Citizens Bank Park, Philadelphia, PA Sat Apr 16 2005, 4:05 PM EDT Att: 36,820 - Sunny - 59 F					
Marcus Giles, R (1, 4) OBP: 0.353, SLG: 0.231	1-0 G4-3			0-0 G1-3		0-3 K		0-0 F9		4	0	0	0	0	1	1						
10 Chipper Jones, S (1, 5) OBP: 0.469, SLG: 0.690	2-1 F7			2-2 G5-3		3-2 2B			3-2 WP 1B 1B	4	0	2	0	0	0	0						
Andruw Jones, R (1, 8) OBP: 0.333, SLG: 0.400		0-1 G5-3			2-2 G4-3	0-1 G6-3			2-2 F7	4	0	0	0	0	0	2						
Johnny Estrada, S (1, 2) OBP: 0.290, SLG: 0.379		3-2 F9			0-0 G3 1B 2B		0-1 F7		1-1 F8	4	1	1	0	0	0	1						
Adam LaRoche, L (1, 3) OBP: 0.361, SLG: 0.438 Julio Franco, R (9, PH) OBP: 0.429, SLG: 0.500 Wilson Betemit, S (9, PR)		0-3 K			0-0 G3		1-0 1B		0-2 1B	3	0	1	0	0	1	1						
Brian Jordan, R (1, 7) OBP: 0.244, SLG: 0.289			2-0 F8		0-0 1B		1-0 L8		2-2 L4	4	0	1	1	0	0	3						
Raul Mondesi, R (1, 9) OBP: 0.237, SLG: 0.432			0-0 29 CS 1B		1-0 1-2 1B		0-2 G4-3			3	0	2	0	0	0	1						
29 John Smoltz, R (1, 1) 4 Pete Orr, L (8, PH) Chris Reitsma, R (8, 1)			0-2 G6-3		1-1 G6-3		1-1 F8			2	0	0	0	0	0	3						
			1-2							1	0	0	0	0	0	0						
			0-0							0	0	0	0	0	0	0						
<b>Inning Stats</b>	R: 0 E: 0 K: 0 S: 4	H: 0 LOB: 0 BB: 0 P: 7	R: 0 E: 0 K: 1 S: 9	H: 0 LOB: 0 BB: 0 P: 12	R: 0 E: 0 K: 0 S: 5	H: 1 LOB: 0 BB: 0 P: 7	R: 0 E: 0 K: 0 S: 6	H: 0 LOB: 0 BB: 0 P: 8	R: 1 E: 0 K: 0 S: 9	H: 3 LOB: 2 BB: 0 P: 13	R: 0 E: 0 K: 1 S: 10	H: 2 LOB: 1 BB: 0 P: 13	R: 0 E: 0 K: 0 S: 7	H: 1 LOB: 1 BB: 0 P: 9	R: 0 E: 0 K: 0 S: 5	H: 0 LOB: 0 BB: 0 P: 6	R: 0 E: 0 K: 0 S: 16	H: 2 LOB: 2 BB: 0 P: 24	1B: 7 2B: 2 3B: 0 HR: 0	SF: 0 SAC: 0 DP: 0 HBP: 0	WP: 1 PB: 0 SB: 0 CS: 2	PA: 34
<b>PITCHER</b>	IP WLS BF H R ER SO BB IBB HBP BLK WP HR S P ERA WHIP	IP WLS BF H R ER SO BB IBB HBP BLK WP HR S P ERA WHIP																				
21 Jon Lieber, R (1, 1) ERA: 2.49	8.0 W 29 7 1 1 2 0 0 0 0 0 0 55 75 1.12 0.875	1.0 S 5 2 0 0 0 0 0 0 0 0 1 0 16 24 0.00 2.000																				
Billy Wagner, L (9, 1) ERA:																						

AB	34
R	1
H	9
RBI	1
BB	0
SO	2
LOB	12



Batter	1	2	3	4	5	6	7	8	9	AB	R	H	RBI	BB	SO	LOB	BOTTOM			
11 Jimmy Rollins, S (1, 6) OBP: 0.392, SLG: 0.422	1-1 G3		0-0 S 1B			0-0 HR		1-0 G3-1		4	1	2	1	0	0	0	<b>Atlanta Braves @ Philadelphia Phillies</b> Citizens Bank Park, Philadelphia, PA Sat Apr 16 2005, 4:05 PM EDT Att: 36,820 - Sunny - 59 F			
Kenny Lofton, L (1, 8) OBP: 0.497, SLG: 0.630	2-2 E 1B		2-3 K		4-2 26 BB 1B		0-1 FC3-6 1B			3	1	2	0	1	1	1				
Bobby Abreu, L (1, 9) OBP: 0.346, SLG: 0.438	3-2 E6 G4-6-3			0-1 P6		4-1 26 BB 1B		0-0 FC3-6 S		3	0	0	0	1	0	2				
Jim Thome, L (1, 3) OBP: 0.388, SLG: 0.359	1-0 G4-6-3			4-2 26 BB 2B		0-3 K		0-0 F8		3	0	0	0	1	1	5				
Pat Burrell, R (1, 7) OBP: 0.412, SLG: 0.711		2-3 K		1-0 P4		0-2 F3		3-3 K		4	0	0	0	0	2	4				
26 Chase Utley, L (1, 4) OBP: 0.316, SLG: 0.524	1-2 L3			1-2 2B		0-0 E9 1B				3	0	2	1	0	0	0				
David Bell, R (1, 5) OBP: 0.234, SLG: 0.186	0-2 L8			1-2 G6-3		0-1 G6-3				3	0	0	0	0	2					
Todd Pratt, R (1, 2) OBP: 0.250, SLG: 0.143			1-2 G5-3		2-2 F9		1-2 G6-3			3	0	0	0	0	0	0				
21 Jon Lieber, L (1, 1) Billy Wagner, L (9, 1)			3-2 G4-3		0-0 P6		1-3 K			3	0	0	0	0	1	0				
										0	0	0	0	0	0	0				
<b>Inning Stats</b>	R: 0 E: 1 K: 0 S: 10	H: 1 LOB: 1 BB: 0 P: 17	R: 0 E: 0 K: 1 S: 11	H: 0 LOB: 0 BB: 0 P: 14	R: 0 E: 0 K: 1 S: 10	H: 1 LOB: 1 BB: 0 P: 16	R: 0 E: 0 K: 0 S: 11	H: 1 LOB: 2 BB: 1 P: 17	R: 0 E: 0 K: 0 S: 8	H: 0 LOB: 0 BB: 0 P: 11	R: 2 E: 1 K: 1 S: 14	H: 2 LOB: 2 BB: 2 P: 22	R: 0 E: 0 K: 1 S: 7	H: 0 LOB: 0 BB: 0 P: 10	R: 0 E: 0 K: 1 S: 7	H: 1 LOB: 1 BB: 0 P: 10	1B: 4 2B: 1 3B: 0 HR: 1	SF: 0 SAC: 0 DP: 1 HBP: 0	WP: 0 PB: 0 SB: 0 CS: 0	PA: 32
<b>PITCHER</b>	IP WLS BF H R ER SO BB IBB HBP BLK WP HR S P ERA WHIP	IP WLS BF H R ER SO BB IBB HBP BLK WP HR S P ERA WHIP																		
29 John Smoltz, R (1, 1) ERA: 5.63	7.0 L 28 5 2 2 4 3 0 0 0 0 1 71 107 2.57 1.143	1.0 4 1 0 0 1 0 0 0 0 0 0 0 7 10 0.00 1.000																		
Chris Reitsma, R (8, 1) ERA: 1.5																				









Batter	1	2	3	4	5	6	7	8	9	AB	R	H	RBI	BB	SO	LOB	TOP										
7 José Reyes, S OBP: 0.276, SLG: 0.397	F8			G6-3		G4-6-3			1B	4	1	1	0	0	0	1	<b>New York Mets @ Philadelphia Phillies</b> Citizens Bank Park, Philadelphia, PA Mon Apr 18 2005, 7:05 PM EDT Att: 25,236 - Clear - 72 F										
Kazuo Matsui, S OBP: 0.299, SLG: 0.378	F8			1B		P4			1B	4	1	2	0	0	0	0											
15 Carlos Beltrán, S OBP: 0.357, SLG: 0.431	F9			F9					1B	4	1	1	1	0	1	1											
31 Mike Piazza, R OBP: 0.302, SLG: 0.410				L6					1B	4	0	2	0	0	1	3											
Cliff Floyd, L OBP: 0.371, SLG: 0.594									1B	4	1	1	3	0	1	2											
5 David Wright, R OBP: 0.313, SLG: 0.390									1B	4	0	1	0	0	2	1											
Doug Mientkiewicz, L OBP: 0.320, SLG: 0.356									1B	4	0	0	0	0	0	1											
Victor Diaz, R OBP: 0.432, SLG: 0.516									1B	3	0	1	0	0	1	1											
Kaz Ishii, L Chris Woodward, R Felix Heredia, L Mike Matthews, L Miguel Cairo, R Mike DeJean, R									1B	1	0	0	0	0	0	0											
<b>Inning Stats</b>	R: 0 E: 0 K: 0 S: 7	H: 0 LOB: 0 BB: 0 P: 11	R: 0 E: 0 K: 0 S: 6	H: 1 LOB: 0 BB: 0 P: 9	R: 0 E: 0 K: 2 S: 10	H: 0 LOB: 0 BB: 0 P: 16	R: 0 E: 0 K: 0 S: 5	H: 1 LOB: 1 BB: 0 P: 9	R: 0 E: 0 K: 1 S: 11	H: 1 LOB: 1 BB: 0 P: 19	R: 0 E: 0 K: 2 S: 8	H: 1 LOB: 1 BB: 0 P: 12	R: 0 E: 0 K: 2 S: 11	H: 1 LOB: 1 BB: 0 P: 12	R: 0 E: 0 K: 0 S: 5	H: 1 LOB: 0 BB: 7 P: 7	R: 4 E: 0 K: 2 S: 17	H: 4 LOB: 0 BB: 0 P: 24	1B: 8 2B: 2 3B: 0 HR: 1	SF: 0 SAC: 0 DP: 3 HBP: 0	WP: 0 PB: 0 SB: 0 CS: 0	PA: 34					
<b>PITCHER</b>	IP	WLS	BF	H	R	ER	SO	BB	IBB	HBP	BLK	WP	HR	S	P	ERA	WHIP										
Randy Wolf, L ERA: 4.95	8.0	W	30	9	3	3	5	0	0	0	0	0	0	71	103	3.38	1.125										
Tim Worrell, R ERA: 10.8	1.0	S	4	1	1	1	2	0	0	0	0	0	1	9	16	9.00	1.000										

Batter	1	2	3	4	5	6	7	8	9	AB	R	H	RBI	BB	SO	LOB	BOTTOM										
11 Jimmy Rollins, S OBP: 0.361, SLG: 0.382	1B			G3-1		P3				5	1	1	0	0	1	1	<b>New York Mets @ Philadelphia Phillies</b> Citizens Bank Park, Philadelphia, PA Mon Apr 18 2005, 7:05 PM EDT Att: 25,236 - Clear - 72 F										
Placido Polanco, R OBP: 0.359, SLG: 0.219	1B			G5-3		G5-3				2	1	0	0	3	0	0											
Bobby Abreu, L OBP: 0.344, SLG: 0.400	1B			L8						3	0	0	0	2	1	3											
Pat Burrell, R OBP: 0.417, SLG: 0.712	1B			HR		P4				4	1	2	2	1	0	1											
Jim Thome, L OBP: 0.345, SLG: 0.298	K			G4-3		F8				5	0	0	0	0	2	5											
Jason Michaels, R OBP: 0.538, SLG: 0.526	SF8			2B		S				2	2	2	1	1	0	0											
David Bell, R OBP: 0.273, SLG: 0.260	P5			2B		G1-3				4	0	2	2	0	0	3											
Mike Lieberthal, R OBP: 0.310, SLG: 0.243				L7						2	0	0	0	2	0	1											
Randy Wolf, L OBP: 0.286, SLG: 0.167				K		IBB				3	0	0	0	1	1	5											
Tim Worrell, R ERA: 6.75				B2-3		P2				0	0	0	0	0	0	0											
<b>Inning Stats</b>	R: 2 E: 0 K: 1 S: 11	H: 2 LOB: 2 BB: 2 P: 26	R: 0 E: 0 K: 0 S: 10	H: 0 LOB: 2 BB: 2 P: 20	R: 2 E: 0 K: 1 S: 15	H: 3 LOB: 1 BB: 0 P: 18	R: 0 E: 0 K: 0 S: 4	H: 0 LOB: 0 BB: 0 P: 5	R: 1 E: 0 K: 0 S: 10	H: 1 LOB: 2 BB: 2 P: 26	R: 0 E: 0 K: 0 S: 6	H: 0 LOB: 1 BB: 1 P: 13	R: 0 E: 0 K: 0 S: 12	H: 1 LOB: 2 BB: 1 P: 20	R: 0 E: 0 K: 3 S: 13	H: 0 LOB: 2 BB: 2 P: 24	R: 0 E: 0 K: 3 S: 17	H: 0 LOB: 0 BB: 0 P: 24	1B: 3 2B: 3 3B: 0 HR: 1	SF: 1 SAC: 0 DP: 0 HBP: 0	WP: 0 PB: 0 SB: 1 CS: 0	PA: 41					
<b>PITCHER</b>	IP	WLS	BF	H	R	ER	SO	BB	IBB	HBP	BLK	WP	HR	S	P	ERA	WHIP										
Kaz Ishii, L ERA: 4.82	5.0	L	27	6	5	5	2	5	0	0	0	0	0	4	11	0.00	1.500										
Felix Heredia, L ERA	0.2		3	0	0	0	0	1	0	0	0	0	0	4	11	0.00	1.500										
Mike Matthews, L ERA: 2.7	1.1		6	1	0	0	0	0	1	0	0	0	0	14	22	0.00	0.750										
Mike DeJean, R ERA: 6.75	1.0		5	0	0	0	3	2	0	0	0	0	0	13	24	0.00	2.000										











Batter	1	2	3	4	5	6	7	8	9	AB	R	H	RBI	BB	SO	LOB	TOP			
<b>Aaron Miles, S</b> OBP: 0.327, SLG: 0.423 (1, 4)										4	0	1	0	0	0	2				
<b>Clint Barmes, R</b> OBP: 0.598, SLG: 0.724 (1, 6)										4	0	1	0	0	0	0				
<b>Todd Helton, L</b> OBP: 0.418, SLG: 0.407 (1, 3)										4	0	1	0	0	0	2				
<b>Preston Wilson, R</b> OBP: 0.275, SLG: 0.356 (1, 8)										4	0	0	0	0	1	3				
<b>Matt Holliday, R</b> OBP: 0.368, SLG: 0.403 (1, 7)										4	0	0	0	0	1	2				
<b>Brad Hawpe, L</b> OBP: 0.389, SLG: 0.606 (9, PH)										3	2	3	0	0	0	0				
<b>Michael Restovich, R</b> OBP: 0.375, SLG: 0.585 (9, PH)										1	0	0	0	0	1	0				
<b>Todd Greene, R</b> OBP: 0.308, SLG: 0.440 (1, 2)										4	0	1	0	0	0	2				
<b>Desi Relaford, S</b> OBP: 0.391, SLG: 0.550 (1, 5)										3	1	2	3	0	0	0				
<b>Joe Kennedy, R</b> OBP: 0.222, SLG: 0.222 (7, PH)										1	0	0	0	0	0	0				
<b>Cory Sullivan, L</b> OBP: 0.429, SLG: 0.444 (7, PH)										1	0	0	0	0	0	0				
<b>Scott Dohmann, R</b> (7, 1)										0	0	0	0	0	0	0				
<b>Ryan Speier, R</b> (8, 1)										0	0	0	0	0	0	0				
<b>Inning Stats</b>	R: 0 E: 0 K: 0 S: 12	H: 2 LOB: 2 BB: 0 P: 16	R: 1 E: 0 K: 0 S: 7	H: 3 LOB: 1 BB: 0 P: 9	R: 0 E: 0 K: 0 S: 8	H: 0 LOB: 0 BB: 0 P: 11	R: 2 E: 0 K: 0 S: 12	H: 2 LOB: 0 BB: 0 P: 22	R: 0 E: 0 K: 1 S: 18	H: 1 LOB: 1 BB: 0 P: 23	R: 0 E: 0 K: 0 S: 6	H: 0 LOB: 0 BB: 0 P: 8	R: 0 E: 0 K: 0 S: 4	H: 0 LOB: 0 BB: 0 P: 7	R: 0 E: 0 K: 2 S: 8	H: 0 LOB: 0 BB: 0 P: 11	1B: 8 2B: 1 3B: 0 HR: 1	SF: 0 SAC: 1 DP: 2 HBP: 0	WP: 0 PB: 0 SB: 0 CS: 0	PA: 34
<b>PITCHER</b>	IP WLS BF H R ER SO BB IBB HBP BLK WP HR S P ERA WHIP																			
<b>21 Jon Lieber, R</b> ERA: 2.73	8.0 W 31 9 3 3 1 0 0 0 0 0 1 70 100 3.38 1.125																			
<b>Billy Wagner, L</b> ERA:	1.0 S 3 0 0 0 2 0 0 0 0 0 0 8 11 0.00 0.000																			

**Colorado Rockies @ Philadelphia Phillies**  
Citizens Bank Park, Philadelphia, PA  
Thu Apr 21 2005, 1:05 PM EDT  
Att: 21,749 - Partly Cloudy - 60 F

livebaseballscorecards.com

AB 33  
R 3  
H 9  
RBI 3  
BB 0  
SO 3  
LOB 11

Batter	1	2	3	4	5	6	7	8	9	AB	R	H	RBI	BB	SO	LOB	BOTTOM			
<b>11 Jimmy Rollins, S</b> OBP: 0.351, SLG: 0.412 (1, 6)										4	1	1	0	0	0	1				
<b>Placido Polanco, R</b> OBP: 0.356, SLG: 0.237 (1, 4)										4	1	2	1	0	0	0				
<b>Bobby Abreu, L</b> OBP: 0.370, SLG: 0.391 (1, 9)										4	0	2	0	0	1	1				
<b>Pat Burrell, R</b> OBP: 0.411, SLG: 0.633 (1, 7)										3	1	0	0	1	1	4				
<b>Jim Thome, L</b> OBP: 0.371, SLG: 0.357 (1, 3)										4	1	1	3	0	1	2				
<b>Jason Michaels, R</b> OBP: 0.516, SLG: 0.522 (1, 8)										3	1	1	0	1	1	1				
<b>Todd Pratt, R</b> OBP: 0.231, SLG: 0.417 (1, 2)										4	1	1	2	0	0	1				
<b>Tomas Perez, S</b> OBP: 0.364, SLG: 0.300 (1, 5)										3	0	2	0	1	1	0				
<b>21 Jon Lieber, L</b> ERA: 8.18										3	0	0	0	0	2	4				
<b>Jose Offerman, S</b> ERA: 19.06										1	0	0	0	0	0	0				
<b>Billy Wagner, L</b> ERA: 12.6										0	0	0	0	0	0	0				
<b>Inning Stats</b>	R: 0 E: 0 K: 1 S: 8	H: 1 LOB: 1 BB: 0 P: 14	R: 0 E: 0 K: 1 S: 9	H: 1 LOB: 2 BB: 1 P: 21	R: 0 E: 0 K: 1 S: 9	H: 0 LOB: 0 BB: 0 P: 13	R: 4 E: 0 K: 1 S: 16	H: 3 LOB: 0 BB: 2 P: 28	R: 0 E: 0 K: 0 S: 7	H: 1 LOB: 1 BB: 0 P: 10	R: 0 E: 0 K: 1 S: 8	H: 1 LOB: 1 BB: 0 P: 12	R: 2 E: 1 K: 1 S: 17	H: 3 LOB: 1 BB: 0 P: 27	R: 0 E: 0 K: 1 S: 8	H: 0 LOB: 0 BB: 0 P: 12	1B: 7 2B: 1 3B: 0 HR: 2	SF: 0 SAC: 0 DP: 1 HBP: 0	WP: 1 PB: 0 SB: 1 CS: 0	PA: 36
<b>PITCHER</b>	IP WLS BF H R ER SO BB IBB HBP BLK WP HR S P ERA WHIP																			
<b>Joe Kennedy, L</b> ERA: 8.18	6.0 L 27 7 4 4 5 2 1 0 0 0 0 0 17 27 6.00 1.500																			
<b>Scott Dohmann, R</b> ERA: 19.06	1.0 6 3 2 2 1 0 0 0 0 0 0 8 12 18.00 3.000																			
<b>Ryan Speier, R</b> ERA: 12.6	1.0 3 0 0 0 1 0 0 0 0 0 0 8 12 0.00 0.000																			

**Colorado Rockies @ Philadelphia Phillies**  
Citizens Bank Park, Philadelphia, PA  
Thu Apr 21 2005, 1:05 PM EDT  
Att: 21,749 - Partly Cloudy - 60 F

livebaseballscorecards.com

AB 33  
R 6  
H 10  
RBI 6  
BB 3  
SO 7  
LOB 14



Batter	1	2	3	4	5	6	7	8	9	AB	R	H	RBI	BB	SO	LOB	TOP					
11 Jimmy Rollins, S OBP: 0.333, SLG: 0.389	G6-3		G5-3					F8									4 0 0 0 0 0 0					
Placido Polanco, R OBP: 0.367, SLG: 0.310	WP SF7 2B					G6-3		G1-3									4 1 2 0 0 0 0					
Bobby Abreu, L OBP: 0.351, SLG: 0.373	SF7 2H						F7	G4-3									3 0 0 1 0 1 1					
Pat Burrell, R OBP: 0.403, SLG: 0.625					P6												4 0 1 0 0 0 0					
Jason Michaels, R OBP: 0.543, SLG: 0.520	G6-3																2 1 1 0 2 0 1					
Jose Offerman, S OBP: 0.333, SLG: 0.250																	3 0 0 0 1 1 2					
David Bell, R OBP: 0.313, SLG: 0.393																	4 0 3 1 0 0 1					
Mike Lieberthal, R OBP: 0.315, SLG: 0.333																	3 0 0 0 1 0 2					
39 Brett Myers, R Kenny Lofton, L Terry Adams, R Aaron Fultz, L Jim Thome, L																	2 0 0 0 0 1 0 1 0 0 0 0 1 1 0 0 0 0 0 0 0 0 0 0 0 0 0 0 1 0 0 0 0 0 3					
<b>Inning Stats</b>	R: 1 E: 0 K: 0 S: 11	H: 2 LOB: 1 BB: 0 P: 18	R: 0 E: 0 K: 0 S: 6	H: 1 LOB: 0 BB: 0 P: 9	R: 0 E: 0 K: 1 S: 10	H: 1 LOB: 1 BB: 0 P: 11	R: 0 E: 0 K: 0 S: 8	H: 0 LOB: 1 BB: 2 P: 16	R: 0 E: 0 K: 1 S: 6	H: 0 LOB: 0 BB: 0 P: 11	R: 0 E: 0 K: 0 S: 6	H: 0 LOB: 0 BB: 0 P: 9	R: 1 E: 1 K: 1 S: 10	H: 1 LOB: 1 BB: 1 P: 16	R: 0 E: 0 K: 0 S: 6	H: 0 LOB: 0 BB: 0 P: 9	R: 0 E: 0 K: 1 S: 15	H: 2 LOB: 3 BB: 1 P: 27	1B: 2 2B: 5 3B: 0 HR: 0	SF: 1 SAC: 0 DP: 1 HBP: 0	WP: 1 PB: 0 SB: 0 CS: 1	PA: 36
<b>PITCHER</b>	IP WLS BF H R ER SO BB IBB HBP BLK WP HR S P ERA WHIP																					
Mike Hampton, L ERA: 1.17	(1, 1) 8.2 W 34 7 2 2 4 3 0 0 0 1 0 75 118 2.08 1.154																					
Dan Kolb, R ERA: 7.36	(9, 1) 0.1 S 2 0 0 0 0 1 0 0 0 0 0 3 8 0.00 3.000																					

Philadelphia Phillies @ Atlanta Braves  
Turner Field, Atlanta, GA  
Fri Apr 22 2005, 7:35 PM EDT  
Att: 26,837 - Overcast - 62 F

AB 31  
R 2  
H 7  
RBI 2  
BB 4  
SO 4  
LOB 11




Batter	1	2	3	4	5	6	7	8	9	AB	R	H	RBI	BB	SO	LOB	BOTTOM			
Rafael Furcal, S OBP: 0.256, SLG: 0.351	4 SH5-3 10 1B BB		K	G1-3				F9									4 1 0 0 1 1 1			
4 Pete Orr, L OBP: 0.316, SLG: 0.389	SH5-3																3 1 1 0 0 0 0			
Marcus Giles, R OBP: 0.405, SLG: 0.541																	4 1 2 2 0 1 1			
10 Chipper Jones, S OBP: 0.486, SLG: 0.689																	1 2 1 1 3 0 0			
Adam LaRoche, L OBP: 0.351, SLG: 0.396																	3 1 1 2 1 0 3			
Andruw Jones, R OBP: 0.261, SLG: 0.300																	3 0 1 1 1 1 4			
Ryan Langerhans, L OBP: 0.238, SLG: 0.316																	4 0 0 0 0 3 2			
Eddie Pérez, R OBP: 0.182, SLG: 0.273																	4 0 1 0 0 0 0			
Mike Hampton, R OBP: 0.333, SLG: 0.417																	4 0 0 0 0 2 1			
Dan Kolb, R																	0 0 0 0 0 0 0			
<b>Inning Stats</b>	R: 1 E: 0 K: 1 S: 8	H: 1 LOB: 2 BB: 2 P: 18	R: 0 E: 0 K: 2 S: 9	H: 0 LOB: 0 BB: 0 P: 16	R: 3 E: 0 K: 2 S: 14	H: 3 LOB: 1 BB: 1 P: 26	R: 0 E: 0 K: 1 S: 7	H: 0 LOB: 0 BB: 0 P: 9	R: 0 E: 0 K: 1 S: 12	H: 1 LOB: 2 BB: 1 P: 20	R: 0 E: 0 K: 0 S: 6	H: 1 LOB: 1 BB: 0 P: 10	R: 2 E: 0 K: 1 S: 16	H: 1 LOB: 1 BB: 2 P: 27	R: 0 E: 0 K: 0 S: 5	H: 0 LOB: 0 BB: 0 P: 9	1B: 1 2B: 4 3B: 0 HR: 2	SF: 0 SAC: 1 DP: 0 HBP: 0	WP: 0 PB: 0 SB: 0 CS: 0	PA: 37
<b>PITCHER</b>	IP WLS BF H R ER SO BB IBB HBP BLK WP HR S P ERA WHIP																			
39 Brett Myers, R ERA: 1.71	(1, 1) 6.0 L 28 6 4 4 7 4 0 0 0 0 0 1 16 27 18.00 3.000																			
Terry Adams, R ERA: 6.75	(7, 1) 1.0 6 1 2 2 1 2 0 0 0 0 0 1 16 27 18.00 3.000																			
Aaron Fultz, L ERA: 2.57	(8, 1) 1.0 3 0 0 0 0 0 0 0 0 0 0 5 9 0.00 0.000																			

Philadelphia Phillies @ Atlanta Braves  
Turner Field, Atlanta, GA  
Fri Apr 22 2005, 7:35 PM EDT  
Att: 26,837 - Overcast - 62 F

AB 30  
R 6  
H 7  
RBI 6  
BB 6  
SO 8  
LOB 12





Batter	1	2	3	4	5	6	7	8	9	AB	R	H	RBI	BB	SO	LOB	TOP				
11 Jimmy Rollins, S OBP: 0.317, SLG: 0.368	G3	G3			G3-1		G6-3			4	0	0	0	0	0	1	Philadelphia Phillies @ Atlanta Braves Turner Field, Atlanta, GA Sat Apr 23 2005, 7:05 PM EDT Att: 31,656 - Partly Cloudy - 52 F				
Kenny Lofton, L OBP: 0.467, SLG: 0.575	BB HBP 1B		G3-5-3 1B		L4			1B HBP		3	0	2	0	0	0	0					
Bobby Abreu, L OBP: 0.363, SLG: 0.368 Jason Michaels, R OBP: 0.556, SLG: 0.538	BB HBP		F7		F8 1B BB			1B		1	0	0	0	1	0	1					
Jim Thome, L OBP: 0.373, SLG: 0.350	G6-4-3 BB		G3-5-3		1B			K		3	0	1	0	1	1	3					
Pat Burrell, R OBP: 0.395, SLG: 0.597	G6-4-3			G1-4-3 BB		F8		F8		3	0	0	0	1	0	7					
26 Chase Utley, L OBP: 0.294, SLG: 0.500		G1 1B		K		K		K		4	1	1	0	0	3	5					
David Bell, R OBP: 0.296, SLG: 0.369		G1		G1-4-3		F7			F7	4	0	0	0	0	0	4					
Mike Lieberthal, R OBP: 0.310, SLG: 0.327			G5-3				K	G6-3		4	0	1	1	0	1	1					
Randy Wolf, L OBP: 0.226, SLG: 0.143 Jose Offerman, S OBP: 0.317, SLG: 0.231 Gavin Fultz, L OBP: 0.167, SLG: 0.167 Tim Worrell, R OBP: 0.333, SLG: 0.273	F8				F8		K	L4		1	0	0	0	0	0	1					
Inning Stats	R: 0 E: 0 K: 0 S: 8	H: 1 LOB: 2 BB: 1 P: 17	R: 1 E: 0 K: 0 S: 14	H: 2 LOB: 1 BB: 0 P: 21	R: 0 E: 0 K: 0 S: 6	H: 1 LOB: 0 BB: 0 P: 12	R: 0 E: 0 K: 1 S: 9	H: 0 LOB: 1 BB: 1 P: 17	R: 0 E: 0 K: 0 S: 5	H: 1 LOB: 2 BB: 1 P: 19	R: 0 E: 0 K: 2 S: 7	H: 0 LOB: 0 BB: 0 P: 8	R: 0 E: 0 K: 2 S: 13	H: 1 LOB: 2 BB: 0 P: 22	R: 0 E: 0 K: 0 S: 5	H: 0 LOB: 0 BB: 0 P: 10			1B: 6 2B: 0 3B: 0 HR: 0	SF: 0 SAC: 0 DP: 2 HBP: 2	WP: 0 PB: 0 SB: 0 CS: 0
PITCHER	IP	WLS	BF	H	R	ER	SO	BB	IBB	HBP	BLK	WP	HR	S	P	ERA	WHIP				
15 Tim Hudson, R ERA: 0.96	6.0	W	25	5	1	1	2	3	0	1	0	0	0	53	95	1.50	1.333				
Adam Bernero, R ERA: 2.7	1.0		3	0	0	0	2	0	0	0	0	0	0	7	8	0.00	0.000				
John Foster, L ERA: 4.5	1.0		5	1	0	0	2	0	0	1	0	0	0	13	22	0.00	1.000				
Roman Colon, R ERA: 4.5	1.0		3	0	0	0	0	0	0	0	0	0	0	5	10	0.00	0.000				

Batter	1	2	3	4	5	6	7	8	9	AB	R	H	RBI	BB	SO	LOB	BOTTOM				
Rafael Furcal, S OBP: 0.253, SLG: 0.346 4 Pete Orr, L OBP: 0.316, SLG: 0.389	B1-3	L7		F9	SF8					4	0	1	1	0	0	0	Philadelphia Phillies @ Atlanta Braves Turner Field, Atlanta, GA Sat Apr 23 2005, 7:05 PM EDT Att: 31,656 - Partly Cloudy - 52 F				
Marcus Giles, R OBP: 0.426, SLG: 0.537	10 2B 1B	G3-1		1B	10 BB BB		1B	G5-3		4	1	2	0	1	0	1					
10 Chipper Jones, S OBP: 0.500, SLG: 0.698 Wilson Betemit, S OBP: 0.500, SLG: 0.200	3-2 1B 2B	G5-3								2	2	1	2	2	0	0					
Julio Franco, R OBP: 0.333, SLG: 0.385 Roman Colon, R ERA: 4.5	1-2 HR 1B		G6-3 1B BB		K			K		4	3	2	1	1	2	4					
Johnny Estrada, S OBP: 0.291, SLG: 0.300	G6-3			1B	1B 15 BB BB		K	K		4	1	1	0	1	2	2					
Brian Jordan, R OBP: 0.282, SLG: 0.300 Adam Bernero, R ERA: 2.7 John Foster, L ERA: 4.5 Adam LaRoche, L OBP: 0.362, SLG: 0.429	1-2 HR HBP		G4-6-3 1B		15 BB 1B SF8 1B		F9			3	2	2	2	0	0	0					
Andruw Jones, R OBP: 0.257, SLG: 0.338	3-1 HR		F9		F9		K	G4-3		5	1	1	3	0	1	7					
Raul Mondesi, R OBP: 0.246, SLG: 0.397			G4-6-3		SF8 10 BB 1B					3	1	1	1	1	1	2					
15 Tim Hudson, R OBP: 0.200, SLG: 0.111 Ryan Langerhans, L OBP: 0.227, SLG: 0.300	K			F8	10 BB BB			K		2	0	0	1	1	1	1					
Inning Stats	R: 5 E: 0 K: 1 S: 21	H: 4 LOB: 1 BB: 1 P: 36	R: 0 E: 0 K: 0 S: 7	H: 0 LOB: 0 BB: 0 P: 10	R: 1 E: 0 K: 0 S: 11	H: 2 LOB: 1 BB: 1 P: 20	R: 0 E: 0 K: 0 S: 8	H: 1 LOB: 1 BB: 0 P: 10	R: 5 E: 0 K: 1 S: 19	H: 3 LOB: 3 BB: 5 P: 47	R: 0 E: 0 K: 2 S: 8	H: 0 LOB: 0 BB: 0 P: 10	R: 0 E: 0 K: 2 S: 16	H: 1 LOB: 1 BB: 0 P: 24	R: 0 E: 0 K: 2 S: 12	H: 2 LOB: 2 BB: 0 P: 19		1B: 9 2B: 3 3B: 0 HR: 1	SF: 1 SAC: 0 DP: 1 HBP: 1	WP: 0 PB: 0 SB: 0 CS: 0	PA: 43
PITCHER	IP	WLS	BF	H	R	ER	SO	BB	IBB	HBP	BLK	WP	HR	S	P	ERA	WHIP				
Randy Wolf, L ERA: 6.38	4.0	L	20	7	6	6	1	2	0	0	0	0	0	14	38	67.50	10.500				
Gavin Floyd, R ERA: 14.14	0.2		9	3	5	5	0	4	0	0	0	0	0	29	43	0.00	0.857				
Aaron Fultz, L ERA: 1.93	2.1		9	1	0	0	5	1	0	0	0	0	0	12	19	0.00	2.000				
Tim Worrell, R ERA: 7.71	1.0		5	2	0	0	2	0	0	0	0	0	0	12	19	0.00	2.000				





Batter	1	2	3	4	5	6	7	8	9	AB	R	H	RBI	BB	SO	LOB	TOP					
11 Jimmy Rollins, S OBP: 0.326, SLG: 0.388	L6		G4-3 2B		0-0 CS 1B			F7		4	0	2	0	0	0	0	Philadelphia Phillies @ Atlanta Braves Turner Field, Atlanta, GA Sun Apr 24 2005, 1:05 PM EDT Att: 26,713 - Sunny - 50 F					
Kenny Lofton, L OBP: 0.423, SLG: 0.523	F8		K		1-1 L9			K		4	0	0	0	0	2	2						
Bobby Abreu, L OBP: 0.369, SLG: 0.366	1B		G4-3		1-2 G3			BB		3	0	1	0	1	0	1						
Jim Thome, L OBP: 0.367, SLG: 0.333	BB		K		1-3 K			K		3	0	0	0	1	3	2						
Pat Burrell, R OBP: 0.386, SLG: 0.580 Jason Michaels, R OBP: 0.553, SLG: 0.536	K			G5-3				K		2	0	0	0	0	1	2						
26 Chase Utley, L OBP: 0.316, SLG: 0.486		BB		G3				P5		3	0	1	0	1	0	1						
David Bell, R OBP: 0.293, SLG: 0.362	F7			1B				G6-4-3		4	0	1	0	0	1	3						
Mike Lieberthal, R OBP: 0.295, SLG: 0.309	F8			K				K		3	0	0	0	0	2	3						
Vicente Padilla, R 63 Ryan Madson, L Jose Offerman, S Rheal Cormier, L Terry Adams, R	F8				F7			G1-3		1	0	0	0	0	0	1						
Inning Stats	R: 0 E: 0 K: 1 S: 14	H: 1 LOB: 2 BB: 1 P: 23	R: 0 E: 0 K: 0 S: 11	H: 0 LOB: 1 BB: 1 P: 22	R: 0 E: 0 K: 2 S: 15	H: 1 LOB: 0 BB: 0 P: 20	R: 0 E: 0 K: 1 S: 12	H: 1 LOB: 0 BB: 0 P: 14	R: 0 E: 0 K: 0 S: 5	H: 0 LOB: 0 BB: 0 P: 7	R: 0 E: 0 K: 2 S: 9	H: 1 LOB: 1 BB: 0 P: 12	R: 0 E: 0 K: 1 S: 12	H: 1 LOB: 0 BB: 0 P: 16	R: 0 E: 0 K: 0 S: 13	H: 0 LOB: 1 BB: 1 P: 19		R: 0 E: 0 K: 0 S: 10	H: 1 LOB: 0 BB: 0 P: 16	1B: 5 2B: 1 3B: 0 HR: 0	SF: 0 SAC: 0 DP: 1 HBP: 0	WP: 0 PB: 0 SB: 1 CS: 1
PITCHER	IP	WLS	BF	H	R	ER	SO	BB	IBB	HBP	BLK	WP	HR	S	P	ERA	WHIP					
John Thomson, R ERA: 3.12	7.0	W	27	5	0	0	8	2	0	0	0	0	0	78	114	0.00	1.000					
Chris Reitsma, R ERA: 1.0	1.0		4	0	0	0	2	1	0	0	0	0	0	13	19	0.00	1.000					
Dan Kolb, R ERA: 6.48	1.0		3	1	0	0	0	0	0	0	0	0	0	10	16	0.00	1.000					

Batter	1	2	3	4	5	6	7	8	9	AB	R	H	RBI	BB	SO	LOB	BOTTOM					
Rafael Furcal, S OBP: 0.253, SLG: 0.333	BB WP FC3 BB			F7				F7		3	1	0	0	1	1	1	Philadelphia Phillies @ Atlanta Braves Turner Field, Atlanta, GA Sun Apr 24 2005, 1:05 PM EDT Att: 26,713 - Sunny - 50 F					
Marcus Giles, R OBP: 0.412, SLG: 0.533	K		F8 SF7 2B	G6-3			K		4	1	1	0	0	2	1							
10 Chipper Jones, S Wilson Betemit, S	FC3 BB BB		1B BB	G4-3			E5 G4-6-3		0	1	0	0	2	0	0							
Adam LaRoche, L OBP: 0.355, SLG: 0.404	FC3 BB		F8	G4-3			G4-6-3		3	0	0	0	1	0	3							
Johnny Estrada, S OBP: 0.271, SLG: 0.283	FC3		SF7	F8			G4-3		3	0	0	2	0	0	2							
Brian Jordan, R OBP: 0.304, SLG: 0.313	F4		1B 1B	K			1B		4	1	2	0	0	1	3							
Andruw Jones, R OBP: 0.256, SLG: 0.333	P4		1B 1B				F8		4	0	1	1	0	1	4							
Raul Mondesi, R OBP: 0.262, SLG: 0.403		G5-3	1B	WP SH1-4 1B			G5-3		4	0	2	1	0	0	1							
John Thomson, R Chris Reitsma, R Dan Kolb, R	F9		K				SH1-4		2	0	0	0	0	1	2							
Inning Stats	R: 1 E: 0 K: 1 S: 24	H: 0 LOB: 3 BB: 3 P: 43	R: 0 E: 0 K: 1 S: 9	H: 0 LOB: 0 BB: 0 P: 15	R: 3 E: 0 K: 1 S: 16	H: 4 LOB: 2 BB: 1 P: 26	R: 0 E: 0 K: 0 S: 7	H: 0 LOB: 0 BB: 0 P: 9	R: 0 E: 0 K: 1 S: 10	H: 1 LOB: 1 BB: 0 P: 16	R: 0 E: 1 K: 1 S: 7	H: 0 LOB: 0 BB: 0 P: 10	R: 0 E: 0 K: 0 S: 4	H: 1 LOB: 1 BB: 0 P: 10	1B: 5 2B: 1 3B: 0 HR: 0	SF: 1 SAC: 1 DP: 1 HBP: 0		WP: 2 PB: 0 SB: 0 CS: 0	PA: 35			
PITCHER	IP	WLS	BF	H	R	ER	SO	BB	IBB	HBP	BLK	WP	HR	S	P	ERA	WHIP					
Vicente Padilla, R ERA: 18.0	3.0	L	18	4	4	4	3	4	0	0	0	0	1	0	24	38	0.00	0.333				
63 Ryan Madson, R ERA: 5.4	3.0		10	1	0	0	2	0	0	0	0	0	0	7	10	0.00	0.000					
Rheal Cormier, L ERA: 7.2	1.0		3	0	0	0	1	0	0	0	0	0	0	4	10	0.00	1.000					
Terry Adams, R ERA: 5.87	1.0		4	1	0	0	0	0	0	0	0	0	0	4	10	0.00	1.000					



Batter	1	2	3	4	5	6	7	8	9	AB	R	H	RBI	BB	SO	LOB	TOP					
11 Jimmy Rollins, S OBP: 0.319, SLG: 0.369	G3	F8		F7		1B IBB		G4-3		4	0	0	0	1	0	4						
Placido Polanco, R OBP: 0.352, SLG: 0.298 Kenny Lofton, L OBP: 0.429, SLG: 0.523	K		L4	G5-4-3		1B		P3		5	0	1	2	0	1	1						
Bobby Abreu, L OBP: 0.360, SLG: 0.355	G5-3		1B 26 1B		G3-1	G1-3		K		5	1	1	0	0	1	2						
Jim Thome, L OBP: 0.369, SLG: 0.318		P5	26 1B	1B BB	F8		L3			3	0	0	0	2	0	0						
Jason Michaels, R OBP: 0.535, SLG: 0.500		26 1B FC5-4 BB	26 1B	1B	K		K			4	1	1	0	1	2	1						
26 Chase Utley, L OBP: 0.357, SLG: 0.500		FC5-4 1B	1B	1B		SH2-4 E 1B BB	F7			3	1	2	1	1	0	0						
David Bell, R OBP: 0.278, SLG: 0.342		FC5-4 1B	F3		FC6 SH2-4 1B		K			4	2	0	1	0	1	5						
Mike Lieberthal, R OBP: 0.292, SLG: 0.293		1B IBB	F8		L7		P3			3	0	0	0	1	0	5						
Cory Lidle, R OBP: 0.286, SLG: 0.167 Rheal Cormier, L ERA: 6.0 Jose Offerman, S OBP: 0.333, SLG: 0.400 Tim Worrell, R ERA: 8.22 Billy Wagner, L ERA: 4.04		1B			SH2-4		3B			1	0	1	1	1	0	0						
<b>Inning Stats</b>	R: 0 E: 0 K: 1 S: 10	H: 0 LOB: 0 BB: 0 P: 14	R: 2 E: 1 K: 0 S: 11	H: 2 LOB: 2 BB: 2 P: 23	R: 1 E: 0 K: 0 S: 12	H: 3 LOB: 3 BB: 1 P: 24	R: 0 E: 0 K: 0 S: 5	H: 0 LOB: 0 BB: 1 P: 13	R: 0 E: 0 K: 1 S: 5	H: 0 LOB: 0 BB: 0 P: 10	R: 2 E: 1 K: 0 S: 13	H: 1 LOB: 2 BB: 2 P: 31	R: 0 E: 0 K: 1 S: 7	H: 0 LOB: 0 BB: 0 P: 11	R: 0 E: 0 K: 1 S: 9	H: 1 LOB: 1 BB: 0 P: 13	R: 0 E: 0 K: 1 S: 9	H: 0 LOB: 1 BB: 1 P: 18	1B: 6 2B: 0 3B: 1 HR: 0	SF: 0 SAC: 1 DP: 1 HBP: 0	WP: 0 PB: 0 CS: 0	PA: 41
<b>PITCHER</b>	IP	WLS	BF	H	R	ER	SO	BB	IBB	HBP	BLK	WP	HR	S	P	ERA	WHIP					
Zach Day, R ERA: 5.09	5.1	L	26	5	5	3	2	4	1	0	0	0	0	48	96	5.06	1.688					
Hector Carrasco, R ERA: 6.0	0.1		3	1	0	0	0	0	1	0	0	0	0	5	14	0.00	3.000					
Joey Eischen, L ERA: 3.24	0.1		1	0	0	0	0	0	0	0	0	0	0	3	5	0.00	0.000					
Jon Rauch, R ERA: 8.22	2.0	H	7	1	0	0	2	0	0	0	0	0	0	16	24	0.00	0.500					
32 Chad Cordero, R ERA: 0.84	1.0	S	4	0	0	0	1	1	0	0	0	0	0	9	18	0.00	1.000					

Philadelphia Phillies @ Washington Nationals  
Robert F. Kennedy Memorial Stadium, Washington, DC  
Mon Apr 25 2005, 7:05 PM EDT  
Att: 24,956 - Clear - 65 F

AB 33  
R 5  
H 7  
RBI 5  
BB 7  
SO 5  
LOB 18



Batter	1	2	3	4	5	6	7	8	9	AB	R	H	RBI	BB	SO	LOB	BOTTOM					
Brad Wilkerson, L OBP: 0.418, SLG: 0.590	F7		2B		24 G6-4-3 1B		K		24 1B	5	0	3	1	0	1	0						
24 Nick Johnson, L OBP: 0.412, SLG: 0.394	K		K		G6-4-3		F7		1B	5	0	1	0	0	2	2						
Jose Vidro, S OBP: 0.410, SLG: 0.653	K			2B 1B		1B 3B 1B		F7		5	2	3	0	0	1	2						
Jose Guillen, R OBP: 0.321, SLG: 0.584		P1		F8		3B 1B		SF8		3	1	1	1	0	0	1						
Terrel Sledge, L OBP: 0.344, SLG: 0.462		F8		F7		L9		1B		4	0	1	0	0	0	3						
Vinny Castilla, R OBP: 0.424, SLG: 0.672		F7		2B		F3		F9		4	0	1	0	0	0	3						
Brian Schneider, L OBP: 0.297, SLG: 0.404 Gary Bennett, R OBP: 0.250, SLG: 0.286			F7	15 C6-4 IBB		3B		F8		2	0	1	2	1	0	0						
15 Cristian Guzman, S OBP: 0.208, SLG: 0.247 Jon Rauch, R ERA: 8.22 32 Chad Cordero, R OBP: 0.333, SLG: 0.364 Tony Blanco, R OBP: 0.333, SLG: 0.364			F7	FC6-4		F8		F7		3	1	1	0	0	0	4						
Zach Day, R OBP: 0.167, SLG: 0.167 Hector Carrasco, R ERA: 6.0 Joey Eischen, L OBP: 1.000, SLG: 1.000 Jamey Carroll, R OBP: 0.316, SLG: 0.444			SH1-4		F8		G4-3		G6-3	1	0	0	0	0	0	0						
<b>Inning Stats</b>	R: 0 E: 0 K: 2 S: 10	H: 0 LOB: 0 BB: 0 P: 14	R: 0 E: 0 K: 0 S: 4	H: 0 LOB: 0 BB: 0 P: 7	R: 1 E: 0 K: 0 S: 12	H: 2 LOB: 1 BB: 0 P: 17	R: 0 E: 0 K: 0 S: 13	H: 2 LOB: 3 BB: 1 P: 23	R: 0 E: 0 K: 0 S: 7	H: 1 LOB: 0 BB: 0 P: 10	R: 2 E: 0 K: 0 S: 12	H: 3 LOB: 1 BB: 0 P: 15	R: 0 E: 0 K: 1 S: 8	H: 0 LOB: 0 BB: 0 P: 14	R: 1 E: 0 K: 0 S: 18	H: 2 LOB: 1 BB: 0 P: 28	R: 0 E: 0 K: 0 S: 10	H: 2 LOB: 2 BB: 0 P: 15	1B: 8 2B: 2 3B: 2 HR: 0	SF: 1 SAC: 1 DP: 1 HBP: 0	WP: 0 PB: 0 CS: 0	PA: 39
<b>PITCHER</b>	IP	WLS	BF	H	R	ER	SO	BB	IBB	HBP	BLK	WP	HR	S	P	ERA	WHIP					
Cory Lidle, R ERA: 4.03	6.0	W	26	8	3	3	3	0	1	0	0	0	0	8	14	0.00	0.000					
Rheal Cormier, L ERA: 6.0	1.0	H	3	0	0	0	1	0	0	0	0	0	0	8	14	0.00	0.000					
Tim Worrell, R ERA: 8.22	0.2	H	4	2	1	1	0	0	0	0	0	0	0	15	22	13.50	3.000					
Billy Wagner, L ERA: 4.04	1.1	S	6	2	0	0	0	0	0	0	0	0	0	13	21	0.00	1.500					

Philadelphia Phillies @ Washington Nationals  
Robert F. Kennedy Memorial Stadium, Washington, DC  
Mon Apr 25 2005, 7:05 PM EDT  
Att: 24,956 - Clear - 65 F

AB 36  
R 4  
H 12  
RBI 4  
BB 1  
SO 4  
LOB 16





Batter	1	2	3	4	5	6	7	8	9	AB	R	H	RBI	BB	SO	LOB	TOP			
11 Jimmy Rollins, S OBP: 0.313, SLG: 0.360	1-2 F7	3-2 G1-3			1-1 P6		3-1 S 1B		1-3 K	5	0	1	0	0	1	1	Philadelphia Phillies @ Washington Nationals Robert F. Kennedy Memorial Stadium, Washington, DC Tue Apr 26 2005, 7:05 PM EDT Att: 23,332 - Clear - 64 F <a href="http://livebaseballscorecards.com">livebaseballscorecards.com</a>			
Placido Polanco, R OBP: 0.356, SLG: 0.308	1-1 BB 1B		1-1 F9		1-2 F8 1B		0-0 F9		2-2 F8	5	1	2	0	0	0	1				
Bobby Abreu, L OBP: 0.376, SLG: 0.351	4-2 BB 1B		4-1 G1-3 BB		3-1 F8 2		4-2 BB			1	0	0	0	3	0	1				
Jim Thome, L OBP: 0.375, SLG: 0.319	0-0 BB 1B		0-2 G1-3 SAFE		4-0 IBB		1-1 G4-3 3			3	0	1	1	1	0	3				
Jason Michaels, R OBP: 0.489, SLG: 0.444	2-1 F9		0-3 K		1-0 L6			3-2 G6-3		4	0	0	0	0	1	5				
26 Chase Utley, L OBP: 0.348, SLG: 0.476	2-2 P5			1-3 K		2-1 G3-1		2-1 BB 1B		4	0	1	0	0	1	2				
David Bell, R OBP: 0.288, SLG: 0.329		0-3 K		1-3 K		0-1 G4-3		2-2 G4-6-3 1B		3	0	0	0	0	2	0				
Kenny Lofton, L OBP: 0.440, SLG: 0.533		0-1 BB 2B		1-0 BB 1B		3-2 F8		3-2 G4-6-3 1-2		4	0	2	0	0	0	2				
Mike Lieberthal, R OBP: 0.304, SLG: 0.323		0-1 BB 2B		1-0 BB 1B						2	0	0	0	0	1	2				
21 Jon Lieber, L		0-1 F9		1-3 K					3-2 P5	1	0	0	0	0	1	0				
Jose Offerman, S OBP: 0.316, SLG: 0.375										0	0	0	0	0	0	0				
Aaron Fultz, L										0	0	0	0	0	0	0				
Terry Adams, R										0	0	0	0	0	0	0				
Tomas Perez, S OBP: 0.308, SLG: 0.250										1	0	0	0	0	0	0				
<b>Inning Stats</b>	R: 1 E: 0 K: 0 S: 13	H: 2 LOB: 2 BB: 1 P: 23	R: 0 E: 0 K: 1 S: 10	H: 1 LOB: 1 BB: 0 P: 13	R: 0 E: 0 K: 1 S: 11	H: 0 LOB: 1 BB: 1 P: 16	R: 0 E: 0 K: 3 S: 10	H: 1 LOB: 1 BB: 0 P: 14	R: 0 E: 0 K: 0 S: 8	H: 0 LOB: 0 BB: 0 P: 12	R: 0 E: 0 K: 1 S: 11	H: 1 LOB: 2 BB: 1 P: 21	R: 0 E: 0 K: 0 S: 11	H: 2 LOB: 1 BB: 0 P: 20	R: 0 E: 0 K: 1 S: 10	H: 0 LOB: 0 BB: 0 P: 16		1B: 7 2B: 1 3B: 0 HR: 0	SF: 0 SAC: 0 DP: 1 HBP: 0	WP: 0 PB: 0 SB: 1 CS: 0
<b>PITCHER</b>	IP WLS BF H R ER SO BB IBB HBP BLK WP HR S P ERA WHIP																			
22 John Patterson, R ERA: 0.98	6.2 W 30 6 1 1 6 3 1 0 0 0 0 0 68 114 1.35 1.350																			
Gary Majewski, R ERA:	0.1 H 1 0 0 0 0 0 0 0 0 0 2 3 0.00 0.000																			
Luis Ayala, R ERA: 2.92	1.0 H 4 2 0 0 0 0 0 0 0 0 11 21 0.00 2.000																			
32 Chad Cordero, R ERA: 0.77	1.0 S 3 0 0 0 1 0 0 0 0 0 0 10 16 0.00 0.000																			

Batter	1	2	3	4	5	6	7	8	9	AB	R	H	RBI	BB	SO	LOB	BOTTOM			
Brad Wilkerson, L OBP: 0.421, SLG: 0.616	1-2 F7		4-2 G4-6-3 24 BB		0-1 HR		2-1 F8			3	1	1	2	1	0	0	Philadelphia Phillies @ Washington Nationals Robert F. Kennedy Memorial Stadium, Washington, DC Tue Apr 26 2005, 7:05 PM EDT Att: 23,332 - Clear - 64 F <a href="http://livebaseballscorecards.com">livebaseballscorecards.com</a>			
24 Nick Johnson, L OBP: 0.420, SLG: 0.438	1-0 BB HR		4-2 G4-6-3 BB		2-3 K			1-2 G3-1		2	1	1	1	1	1	0				
Ryan Church, L OBP: 0.211, SLG: 0.229			1-2 BB		4-2 BB			2-2 L7		1	0	0	0	0	0	0				
Jose Vidro, S OBP: 0.402, SLG: 0.627	1-0 L9		0-1 G4-6-3		4-2 BB			2-2 BB		3	0	0	0	1	0	2				
Jose Guillen, R OBP: 0.330, SLG: 0.575	4-0 BB		1-0 G5-3		2-2 L8			0-0 BB 1B		3	0	1	0	1	0	2				
Termel Sledge, L OBP: 0.333, SLG: 0.433	1-3 K			3-1 L7		2-1 P3		1-0 BB 1B		4	0	1	0	0	1	1				
J.J. Davis, R OBP: 0.269, SLG: 0.208				0-1 P3				1-3 BB 1B		0	0	0	0	0	0	0				
Vinny Castilla, R OBP: 0.414, SLG: 0.641		2-2 G1-3		0-1 P3		3-2 G6-3		4-2 FC6-4 BB		3	0	0	0	1	0	0				
Brian Schneider, L OBP: 0.279, SLG: 0.377		0-1 G4-3		0-1 G4-3		0-1 L3		2-0 FC6-4 1-2		4	0	0	0	0	0	3				
15 Cristian Guzman, S OBP: 0.213, SLG: 0.250		2-1 BB 1B			1-3 K		1-2 G4-3			3	0	1	0	0	1	0				
22 John Patterson, R OBP: 0.125, SLG: 0.250		0-0 G5-3			0-0 HR		1-3 K			2	1	1	0	0	0	1				
Gary Majewski, R										0	0	0	0	0	0	0				
Tony Blanco, R OBP: 0.308, SLG: 0.333										1	0	0	0	0	1	0				
Luis Ayala, R										0	0	0	0	0	0	0				
32 Chad Cordero, R										0	0	0	0	0	0	0				
<b>Inning Stats</b>	R: 1 E: 0 K: 1 S: 8	H: 1 LOB: 1 BB: 1 P: 16	R: 0 E: 0 K: 0 S: 8	H: 1 LOB: 0 BB: 0 P: 12	R: 0 E: 0 K: 0 S: 9	H: 0 LOB: 0 BB: 2 P: 18	R: 0 E: 0 K: 0 S: 6	H: 0 LOB: 0 BB: 0 P: 9	R: 2 E: 0 K: 2 S: 17	H: 2 LOB: 1 BB: 1 P: 26	R: 0 E: 0 K: 0 S: 7	H: 0 LOB: 0 BB: 0 P: 12	R: 0 E: 0 K: 1 S: 8	H: 0 LOB: 0 BB: 0 P: 12	R: 0 E: 0 K: 0 S: 13	H: 2 LOB: 3 BB: 1 P: 23	1B: 3 2B: 1 3B: 0 HR: 2	SF: 0 SAC: 0 DP: 1 HBP: 0	WP: 0 PB: 0 SB: 0 CS: 0	PA: 34
<b>PITCHER</b>	IP WLS BF H R ER SO BB IBB HBP BLK WP HR S P ERA WHIP																			
21 Jon Lieber, R ERA: 3.03	6.0 L 25 4 3 3 3 4 0 0 0 0 0 0 55 93 4.50 1.333																			
Aaron Fultz, L ERA: 1.64	1.2 5 0 0 0 1 0 0 0 0 0 0 15 22 0.00 0.000																			
Terry Adams, R ERA: 5.63	0.1 4 2 0 0 0 1 0 0 0 0 0 6 13 0.00 9.000																			

AB 34  
R 1  
H 8  
RBI 1  
BB 4  
SO 7  
LOB 17





Batter	1	2	3	4	5	6	7	8	9	AB	R	H	RBI	BB	SO	LOB	TOP											
11 Jimmy Rollins, S OBP: 0.310, SLG: 0.387										4	1	1	1	0	1	0	Philadelphia Phillies @ Washington Nationals Robert F. Kennedy Memorial Stadium, Washington, DC Wed Apr 27 2005, 4:35 PM EDT Att: 27,483 - Sunny - 72 F											
Kenny Lofton, L OBP: 0.426, SLG: 0.510										4	0	1	0	0	1	0												
Bobby Abreu, L OBP: 0.371, SLG: 0.346										4	1	1	0	0	2	0												
Jim Thome, L OBP: 0.359, SLG: 0.301										4	1	0	0	0	1	2												
26 Chase Utley, L OBP: 0.327, SLG: 0.444 David Bell, R OBP: 0.277, SLG: 0.338										3	0	0	0	0	1	0												
Jason Michaels, R OBP: 0.490, SLG: 0.450										4	0	2	0	0	0	2												
Placido Polanco, R OBP: 0.349, SLG: 0.304										4	0	1	1	0	2	2												
Mike Lieberthal, R OBP: 0.301, SLG: 0.308										3	0	0	0	1	1	2												
39 Brett Myers, R Jose Offerman, S OBP: 0.300, SLG: 0.353 Rheal Cormier, L Billy Wagner, L										2	0	0	0	0	1	0												
										1	0	0	0	0	1	2												
										0	0	0	0	0	0	0												
										0	0	0	0	0	0	0												
<b>Inning Stats</b>	R: 0 E: 0 K: 2 S: 10	H: 0 LOB: 0 BB: 0 P: 15	R: 0 E: 0 K: 1 S: 12	H: 1 LOB: 1 BB: 0 P: 14	R: 0 E: 0 K: 0 S: 6	H: 0 LOB: 0 BB: 0 P: 7	R: 0 E: 0 K: 2 S: 9	H: 0 LOB: 0 BB: 0 P: 15	R: 0 E: 0 K: 0 S: 7	H: 0 LOB: 0 BB: 0 P: 12	R: 0 E: 0 K: 2 S: 7	H: 0 LOB: 0 BB: 0 P: 8	R: 0 E: 0 K: 3 S: 16	H: 1 LOB: 2 BB: 1 P: 25	R: 3 E: 0 K: 0 S: 18	H: 5 LOB: 2 BB: 0 P: 30	1B: 6 2B: 0 3B: 0 HR: 1	SF: 0 SAC: 0 DP: 0 HBP: 0	WP: 0 PB: 0 SB: 0 CS: 0	PA: 35								
<b>PITCHER</b>	IP	WLS	BF	H	R	ER	SO	BB	IBB	HBP	BLK	WP	HR	S	P	ERA	WHIP											
Esteban Loaiza, R ERA: 4.13	(1, 1)	8.0	L	29	4	2	2	11	1	0	0	0	0	1	78	115	2.25	0.625										
Joey Eischen, L ERA: 4.15	(9, 1)	0.1		2	1	0	0	0	0	0	0	0	0	0	4	7	0.00	3.000										
Luis Ayala, R ERA: 2.77	(9, 1)	0.2		4	2	1	1	0	0	0	0	0	0	0	9	13	13.50	3.000										

AB 34  
R 3  
H 7  
RBI 3  
BB 1  
SO 11  
LOB 10



Batter	1	2	3	4	5	6	7	8	9	AB	R	H	RBI	BB	SO	LOB	BOTTOM										
Brad Wilkerson, L OBP: 0.414, SLG: 0.596										3	0	0	0	1	2	1	Philadelphia Phillies @ Washington Nationals Robert F. Kennedy Memorial Stadium, Washington, DC Wed Apr 27 2005, 4:35 PM EDT Att: 27,483 - Sunny - 72 F										
Ryan Church, L OBP: 0.238, SLG: 0.237										3	0	1	0	1	0	0											
Jose Vidro, S OBP: 0.396, SLG: 0.608										4	0	1	0	0	1	2											
Jose Guillen, R OBP: 0.315, SLG: 0.548										4	0	0	0	0	1	2											
Termel Sledge, L OBP: 0.333, SLG: 0.406 Tony Blanco, R OBP: 0.286, SLG: 0.308										2	0	0	0	1	0	1											
Vinny Castilla, R OBP: 0.392, SLG: 0.603										4	0	0	0	0	0	1											
Brian Schneider, L OBP: 0.288, SLG: 0.359										3	0	0	0	0	2	1											
15 Cristian Guzman, S OBP: 0.229, SLG: 0.266										3	0	2	0	0	1	1											
Esteban Loaiza, R OBP: 0.167, SLG: 0.167 Joey Eischen, L OBP: 1.000, SLG: 1.000 Luis Ayala, R										3	0	0	0	0	2	2											
										0	0	0	0	0	0	0											
										0	0	0	0	0	0	0											
<b>Inning Stats</b>	R: 0 E: 1 K: 1 S: 8	H: 0 LOB: 1 BB: 2 P: 19	R: 0 E: 0 K: 1 S: 16	H: 0 LOB: 1 BB: 1 P: 23	R: 0 E: 0 K: 2 S: 15	H: 1 LOB: 0 BB: 0 P: 20	R: 0 E: 0 K: 0 S: 7	H: 0 LOB: 0 BB: 0 P: 9	R: 0 E: 0 K: 1 S: 7	H: 1 LOB: 1 BB: 0 P: 9	R: 0 E: 0 K: 0 S: 12	H: 1 LOB: 1 BB: 0 P: 17	R: 0 E: 0 K: 2 S: 11	H: 1 LOB: 1 BB: 0 P: 15	R: 0 E: 0 K: 1 S: 7	H: 0 LOB: 0 BB: 0 P: 10	R: 0 E: 0 K: 2 S: 7	H: 0 LOB: 0 BB: 0 P: 10	1B: 4 2B: 0 3B: 0 HR: 0	SF: 0 SAC: 0 DP: 0 HBP: 0	WP: 0 PB: 0 SB: 0 CS: 0	PA: 33					
<b>PITCHER</b>	IP	WLS	BF	H	R	ER	SO	BB	IBB	HBP	BLK	WP	HR	S	P	ERA	WHIP										
39 Brett Myers, R ERA: 1.35	(1, 1)	7.0		27	4	0	0	7	3	0	0	0	0	76	112	0.00	1.000										
Rheal Cormier, L ERA: 5.14	(8, 1)	1.0	W	3	0	0	0	1	0	0	0	0	0	7	10	0.00	0.000										
Billy Wagner, L ERA:	(9, 1)	1.0	S	3	0	0	0	2	0	0	0	0	0	7	10	0.00	0.000										

AB 30  
R 0  
H 4  
RBI 0  
BB 3  
SO 10  
LOB 11









Batter	1	2	3	4	5	6	7	8	9	AB	R	H	RBI	BB	SO	LOB	TOP
Juan Pierre, L (1, 8) OBP: 0.343, SLG: 0.407	1-1 L3	2-1 L4			0-1 G3					3	0	0	0	0	0	1	
Damion Easley, R (1, 4) OBP: 0.250, SLG: 0.333	2-2 G5-3		0-1 P5		2-2 G1-3					3	0	0	0	0	0	0	
Carlos Delgado, L (1, 3) OBP: 0.394, SLG: 0.450	4-0 BB		4-2 BB			1-3 K				1	0	0	0	2	1	0	
Miguel Cabrera, R (1, 7) OBP: 0.380, SLG: 0.571	3-1 G4-3		3-1 L9			3-3 K				3	0	0	0	0	1	2	
Juan Encarnacion, R (1, 9) OBP: 0.375, SLG: 0.539		0-1 G5-3	2-3 K			2-3 K				3	0	0	0	0	2	1	
Paul Lo Duca, R (1, 2) OBP: 0.403, SLG: 0.403		4-0 2B 1B BB		2-2 G6-3						1	1	0	0	1	0	0	
Mike Lowell, R (1, 5) OBP: 0.233, SLG: 0.346		2-1 1B 2B		2-0 P6						2	1	1	0	0	0	0	
Alex Gonzalez, R (1, 6) OBP: 0.306, SLG: 0.379		0-2 G6-3 2H 3H 1B		0-0 G4-3						2	0	1	2	0	0	0	
Dontrelle Willis, L (1, 1) OBP: 0.133, SLG: 0.133		1-1 G6-3		1-2 G4-3						2	0	0	0	0	0	1	
<b>Inning Stats</b>	R: 0 E: 0 K: 0 S: 11	H: 0 LOB: 1 BB: 1 P: 21	R: 2 E: 0 K: 0 S: 11	H: 2 LOB: 1 BB: 1 P: 20	R: 0 E: 0 K: 1 S: 11	H: 0 LOB: 0 BB: 1 P: 20	R: 0 E: 0 K: 0 S: 5	H: 0 LOB: 0 BB: 0 P: 9	R: 0 E: 0 K: 0 S: 8	H: 0 LOB: 0 BB: 0 P: 11	R: 0 E: 0 K: 3 S: 9	H: 0 LOB: 0 BB: 0 P: 15					
<b>PITCHER</b>	IP WLS BF H R ER SO BB IBB HBP BLK WP HR S P ERA WHIP																
Vicente Padilla, R (1, 1) ERA: 11.45	5.0 L 20 2 2 2 1 3 0 0 0 0 0 0 46 81 3.60 1.000																
63 Ryan Madson, R (6, 1) ERA: 4.91	1.0 3 0 0 0 3 0 0 0 0 0 0 0 9 15 0.00 0.000																

Florida Marlins @ Philadelphia Phillies  
Citizens Bank Park, Philadelphia, PA  
Sat Apr 30 2005, 7:05 PM EDT  
Att: 25,900 - Cloudy - 63 F

AB 20  
R 2  
H 2  
RBI 2  
BB 3  
SO 4  
LOB 5



WP: 0 PA: 23  
SB: 0  
CS: 0

Batter	1	2	3	4	5	6	7	8	9	AB	R	H	RBI	BB	SO	LOB	BOTTOM
11 Jimmy Rollins, S (1, 6) OBP: 0.306, SLG: 0.376	1-2 G5-3		1-2 L4		1-0 G5-3					3	0	0	0	0	0	0	
Placido Polanco, R (1, 4) OBP: 0.358, SLG: 0.305	1-2 G6-3		0-0 G6-3		0-2 1B					3	0	1	0	0	0	0	
Bobby Abreu, L (1, 9) OBP: 0.371, SLG: 0.341	1-1 BB 1B		0-1 L5		2-1 G1-3					3	0	1	0	0	0	1	
Pat Burrell, R (1, 7) OBP: 0.393, SLG: 0.562	4-0 BB		4-2 FC5-4 BB		1-0 E6 FC5-4					0	1	0	0	2	0	0	
Jim Thome, L (1, 3) OBP: 0.347, SLG: 0.304	0-3 K		0-1 F8		1-3 FC5-4					2	0	0	0	0	1	3	
Tomas Perez, S (5, 3) OBP: 0.357, SLG: 0.250			0-1 F9		1-2 FC5-4					0	0	0	0	0	0	0	
Jason Michaels, R (1, 8) OBP: 0.494, SLG: 0.422		0-1 F8	0-1 F9		1-2 FC5-4					2	0	0	0	0	0	2	
Mike Lieberthal, R (1, 2) OBP: 0.316, SLG: 0.338		0-1 1B	1-2 FC5-4		1-2 FC5-4					2	0	1	1	0	0	1	
David Bell, R (1, 5) OBP: 0.258, SLG: 0.313		0-1 P3	0-3 K		0-3 K					2	0	0	0	0	1	2	
Vicente Padilla, R (1, 1) 63 Ryan Madson, L (6, 1)		2-3 K	0-3 K		0-3 K					2	0	0	0	0	2	1	
<b>Inning Stats</b>	R: 0 E: 0 K: 1 S: 11	H: 1 LOB: 2 BB: 1 P: 18	R: 0 E: 0 K: 1 S: 10	H: 1 LOB: 0 BB: 0 P: 12	R: 0 E: 0 K: 0 S: 8	H: 0 LOB: 0 BB: 0 P: 9	R: 1 E: 1 K: 1 S: 13	H: 0 LOB: 1 BB: 1 P: 19	R: 0 E: 0 K: 1 S: 9	H: 1 LOB: 1 BB: 0 P: 12							
<b>PITCHER</b>	IP WLS BF H R ER SO BB IBB HBP BLK WP HR S P ERA WHIP																
Dontrelle Willis, L (1, 1) ERA: 1.29	5.0 W 21 3 1 0 4 2 0 0 0 0 0 0 51 70 0.00 1.000																

Florida Marlins @ Philadelphia Phillies  
Citizens Bank Park, Philadelphia, PA  
Sat Apr 30 2005, 7:05 PM EDT  
Att: 25,900 - Cloudy - 63 F

AB 19  
R 1  
H 3  
RBI 1  
BB 2  
SO 4  
LOB 10



WP: 0 PA: 21  
SB: 0  
CS: 0



Batter	1	2	3	4	5	6	7	8	9	AB	R	H	RBI	BB	SO	LOB	TOP					
Juan Pierre, L (1.8) OBP: 0.327, SLG: 0.385	G3-1		F8		G3		K		G1-3	5	0	0	0	0	1	1						
Damion Easley, R (1.4) OBP: 0.250, SLG: 0.351	K		2B			G5-3	F8			4	0	1	0	0	1	0						
Carlos Delgado, L (1.3) OBP: 0.388, SLG: 0.458	P2		SF7			1B	2B		G6-3	3	1	1	1	0	0	0						
Miguel Cabrera, R (1.7) OBP: 0.385, SLG: 0.580		K	K			1B	1B		1B	4	2	2	0	0	2	1						
Juan Encarnacion, R (1.9) OBP: 0.380, SLG: 0.538	K				P5	1B	1B		1B	4	0	2	1	0	1	0						
Paul Lo Duca, R (1.2) OBP: 0.420, SLG: 0.423	G6-3				G5-4-3	1B	1B		1B	4	0	3	2	0	0	0						
Mike Lowell, R (1.5) OBP: 0.233, SLG: 0.353					G5-4-3	HR	1B		G5-3	4	1	1	0	0	0	5						
Alex Gonzalez, R (1.6) OBP: 0.303, SLG: 0.414					F9	HR			K	4	1	1	2	0	2	2						
Josh Beckett, R (1.1) Donnie Willis, L (3.1) Brian Moehler, R (3.1) Lenny Harris, L (7.1) 40 Nate Bump, L (8.1) Matt Perisho, L (8.1) Jim Mecir, S (8.1) Jeff Conine, R (9.1)									F8	0	0	0	0	0	0	0						
<b>Inning Stats</b>	R: 0 E: 0 K: 1 S: 13	H: 0 LOB: 0 BB: 0 P: 16	R: 0 E: 0 K: 2 S: 10	H: 0 LOB: 0 BB: 0 P: 11	R: 3 E: 0 K: 1 S: 16	H: 4 LOB: 1 BB: 0 P: 19	R: 0 E: 0 K: 0 S: 8	H: 1 LOB: 0 BB: 0 P: 10	R: 0 E: 0 K: 1 S: 9	H: 0 LOB: 0 BB: 0 P: 12	R: 2 E: 0 K: 1 S: 14	H: 4 LOB: 2 BB: 0 P: 18	R: 0 E: 0 K: 1 S: 9	H: 0 LOB: 0 BB: 0 P: 13	R: 1 E: 0 K: 0 S: 11	H: 3 LOB: 1 BB: 0 P: 16	R: 0 E: 0 K: 1 S: 7	H: 0 LOB: 0 BB: 0 P: 11	1B: 7 2B: 4 3B: 0 HR: 1	SF: 1 SAC: 0 DP: 2 HBP: 0	WP: 0 PB: 0 SB: 0 CS: 0	PA: 37
<b>PITCHER</b>	IP WLS BF H R ER SO BB IBB HBP BLK WP HR S P ERA WHIP																					
Cory Lidle, R (1.1) ERA: 4.88	5.1 W 24 9 5 5 5 0 0 0 0 0 0 1 65 80 8.44 1.688																					
63 Ryan Madson, R (6.1) ERA: 4.25	1.2 H 5 0 0 0 2 0 0 0 0 0 0 0 14 19 0.00 0.000																					
Tim Worrell, R (8.1) ERA: 8.0	0.1 H 4 3 1 1 0 0 0 0 0 0 0 0 8 12 27.00 9.000																					
Billy Wagner, L (8.1) ERA:	1.2 S 4 0 0 0 1 0 0 0 0 0 0 0 10 15 0.00 0.000																					

Florida Marlins @ Philadelphia Phillies  
Citizens Bank Park, Philadelphia, PA  
Sun May 01 2005, 1:35 PM EDT  
Att: 37,306 - Sunny - 60 F

AB	36
R	6
H	12
RBI	6
BB	0
SO	8
LOB	9



Batter	1	2	3	4	5	6	7	8	9	AB	R	H	RBI	BB	SO	LOB	BOTTOM			
11 Jimmy Rollins, S (1.6) OBP: 0.301, SLG: 0.377				L8		G3-1		F7		5	1	1	0	0	3					
Placido Polanco, R (1.5) OBP: 0.361, SLG: 0.302	HR	G3		L9		1B		G4-3		4	1	1	0	1	0	1				
Bobby Abreu, L (1.9) OBP: 0.373, SLG: 0.370	HR	K			G6-3	K		BB		4	1	1	3	1	2	1				
Pat Burrell, R (1.7) OBP: 0.404, SLG: 0.553	F7					SF8		G5-3		3	1	1	0	2	0	0				
26 Chase Utley, L (1.4) OBP: 0.362, SLG: 0.519	1B	G4-3				1B		F7		4	3	2	0	1	0	4				
Jason Michaels, R (1.8) OBP: 0.497, SLG: 0.438	1B				SF8			G6-3		3	1	2	1	0	0	1				
Tomas Perez, S (1.3) OBP: 0.444, SLG: 0.375	SH1-4			B3		1B				4	0	3	3	0	0	1				
Todd Pratt, R (1.2) OBP: 0.235, SLG: 0.375	SH1-4					FC5-4		1B		4	0	1	1	0	1	2				
Cory Lidle, R (1.1) 63 Ryan Madson, L (6.1) Tim Worrell, R (8.1) Billy Wagner, L (8.1)	SH1-4				F7			B2-3		1	0	0	0	0	0	0				
<b>Inning Stats</b>	R: 0 E: 0 K: 0 S: 29	H: 5 LOB: 2 BB: 2 P: 51	R: 0 E: 0 K: 1 S: 7	H: 0 LOB: 1 BB: 1 P: 17	R: 0 E: 0 K: 1 S: 8	H: 1 LOB: 0 BB: 0 P: 11	R: 0 E: 0 K: 0 S: 5	H: 0 LOB: 0 BB: 0 P: 7	R: 2 E: 0 K: 0 S: 15	H: 3 LOB: 1 BB: 0 P: 22	R: 0 E: 0 K: 1 S: 12	H: 1 LOB: 1 BB: 0 P: 20	R: 1 E: 0 K: 0 S: 11	H: 2 LOB: 1 BB: 0 P: 14	R: 0 E: 0 K: 0 S: 10	H: 1 LOB: 3 BB: 2 P: 19	1B: 10 2B: 2 3B: 0 HR: 1	SF: 1 SAC: 1 DP: 0 HBP: 0	WP: 0 PB: 0 SB: 1 CS: 1	PA: 41
<b>PITCHER</b>	IP WLS BF H R ER SO BB IBB HBP BLK WP HR S P ERA WHIP																			
Josh Beckett, R (1.1) ERA: 2.57	2.0 L 14 5 5 2 2 2 0 0 0 0 0 0 40 60 4.50 1.250																			
Brian Moehler, R (3.1) ERA: 2.19	4.0 16 5 2 2 2 0 0 0 0 0 0 0 40 60 4.50 1.250																			
40 Nate Bump, R (7.1) ERA: 2.19	1.2 8 3 1 1 0 0 0 0 0 0 0 0 14 18 5.40 1.800																			
Matt Perisho, L (8.1) ERA: 1.89	0.0 1 0 0 0 0 0 1 0 0 0 0 0 2 6 ∞ ∞																			
Jim Mecir, R (8.1) ERA: 3.52	2.0 2 0 0 0 0 0 1 0 0 0 0 0 5 9 0.00 3.000																			

Florida Marlins @ Philadelphia Phillies  
Citizens Bank Park, Philadelphia, PA  
Sun May 01 2005, 1:35 PM EDT  
Att: 37,306 - Sunny - 60 F

AB	34
R	8
H	13
RBI	8
BB	5
SO	3
LOB	13





Batter	1	2	3	4	5	6	7	8	9	AB	R	H	RBI	BB	SO	LOB	TOP																						
11 Jimmy Rollins, S OBP: 0.291, SLG: 0.364	G6-3		F8		P6			G1-3		4	0	0	0	0	0	0	Philadelphia Phillies @ New York Mets Shea Stadium, Flushing, NY Mon May 02 2005, 7:10 PM EDT Att: 16,897 - Cloudy - 48 F																						
Jason Michaels, R OBP: 0.436, SLG: 0.404	K		G5-3				K	F9		4	0	0	0	0	2	0																							
Bobby Abreu, L OBP: 0.377, SLG: 0.362	E S BB						G3-1			2	0	0	0	2	1	0																							
Pat Burrell, R OBP: 0.398, SLG: 0.532	K						F7			3	0	0	0	1	1	2																							
26 Chase Utley, L OBP: 0.387, SLG: 0.545										3	1	2	0	1	0	1																							
David Bell, R OBP: 0.258, SLG: 0.310										4	0	1	0	0	1	3																							
Tomas Perez, S OBP: 0.409, SLG: 0.350										4	0	1	1	0	0	3																							
Mike Lieberthal, R OBP: 0.305, SLG: 0.324										3	0	0	0	0	1	3																							
21 Jon Lieber, L Jose Offerman, S (7, PH) Terry Adams, R Geoff Geary, R	L9									2	0	0	0	0	1	2																							
<b>Inning Stats</b>	R: 0 E: 0 K: 2 S: 9	H: 0 LOB: 1 BB: 1 P: 16	R: 0 E: 0 K: 0 S: 9	H: 2 LOB: 2 BB: 0 P: 12	R: 0 E: 0 K: 1 S: 7	H: 0 LOB: 0 BB: 0 P: 10	R: 0 E: 0 K: 0 S: 11	H: 0 LOB: 1 BB: 1 P: 17	R: 0 E: 0 K: 2 S: 10	H: 0 LOB: 0 BB: 0 P: 15	R: 0 E: 0 K: 1 S: 8	H: 0 LOB: 0 BB: 0 P: 10	R: 1 E: 0 K: 0 S: 15	H: 2 LOB: 1 BB: 0 P: 20	R: 0 E: 0 K: 1 S: 14	H: 0 LOB: 1 BB: 1 P: 23	R: 0 E: 0 K: 1 S: 6	H: 0 LOB: 0 BB: 1 P: 11	1B: 3 2B: 1 3B: 0 HR: 0	SF: 0 SAC: 0 DP: 1 HBP: 0	WP: 0 PB: 0 SB: 1 CS: 1	PA: 34																	
<b>PITCHER</b>	IP	WLS	BF	H	R	ER	SO	BB	IBB	HBP	BLK	WP	HR	S	P	ERA	WHIP	<b>PITCHER</b>				IP	WLS	BF	H	R	ER	SO	BB	IBB	HBP	BLK	WP	HR	S	P	ERA	WHIP	
45 Pedro Martinez, R ERA: 2.51	7.0	W	27	4	1	1	6	2	0	0	0	0	0	69	100	1.29	0.857					7.0	W	27	4	1	1	6	2	0	0	0	0	0	0	69	100	1.29	0.857
Mike DeJean, R ERA: 3.95	1.0		4	0	0	0	0	1	0	0	0	0	0	14	23	0.00	1.000					1.0		4	0	0	0	0	1	0	0	0	0	0	14	23	0.00	1.000	
Heath Bell, R ERA: 4.7	1.0		3	0	0	0	1	1	0	0	0	0	0	6	11	0.00	1.000					1.0		3	0	0	0	1	1	0	0	0	6	11	0.00	1.000			

AB	30
R	1
H	4
RBI	1
BB	4
SO	7
LOB	15



Batter	1	2	3	4	5	6	7	8	9	AB	R	H	RBI	BB	SO	LOB	BOTTOM																						
7 José Reyes, S OBP: 0.287, SLG: 0.421	S 1B							G5-3		5	2	4	0	0	0	0	Philadelphia Phillies @ New York Mets Shea Stadium, Flushing, NY Mon May 02 2005, 7:10 PM EDT Att: 16,897 - Cloudy - 48 F																						
Kazuo Matsui, S OBP: 0.330, SLG: 0.321	K						G1-3			4	1	1	1	1	1	2																							
15 Carlos Beltrán, S OBP: 0.365, SLG: 0.481	P5									4	1	2	3	0	1	1																							
Cliff Floyd, L OBP: 0.433, SLG: 0.638	K									4	1	2	0	0	1	3																							
5 David Wright, R OBP: 0.404, SLG: 0.506										4	0	0	0	0	1	2																							
Doug Mientkiewicz, L OBP: 0.330, SLG: 0.395										2	0	0	0	2	0	0																							
11 Ramon Castro, R OBP: 0.269, SLG: 0.217										2	0	0	0	2	0	0																							
Victor Diaz, R OBP: 0.412, SLG: 0.507										4	0	0	0	0	1	5																							
45 Pedro Martinez, R Marlon Anderson, L (7, PH) Mike DeJean, R Eric Valent, L (8, PH) Heath Bell, R										2	0	0	0	0	1	0																							
<b>Inning Stats</b>	R: 0 E: 0 K: 2 S: 9	H: 1 LOB: 1 BB: 0 P: 12	R: 0 E: 0 K: 0 S: 8	H: 0 LOB: 0 BB: 0 P: 11	R: 1 E: 0 K: 0 S: 13	H: 3 LOB: 2 BB: 0 P: 20	R: 0 E: 0 K: 0 S: 5	H: 0 LOB: 0 BB: 0 P: 8	R: 0 E: 0 K: 1 S: 9	H: 1 LOB: 1 BB: 0 P: 11	R: 0 E: 0 K: 1 S: 8	H: 1 LOB: 3 BB: 2 P: 17	R: 4 E: 0 K: 2 S: 20	H: 3 LOB: 3 BB: 3 P: 41	R: 0 E: 0 K: 1 S: 9	H: 0 LOB: 0 BB: 0 P: 15	1B: 7 2B: 1 3B: 0 HR: 1	SF: 0 SAC: 0 DP: 0 HBP: 0	WP: 2 PB: 0 SB: 3 CS: 0	PA: 38																			
<b>PITCHER</b>	IP	WLS	BF	H	R	ER	SO	BB	IBB	HBP	BLK	WP	HR	S	P	ERA	WHIP	<b>PITCHER</b>				IP	WLS	BF	H	R	ER	SO	BB	IBB	HBP	BLK	WP	HR	S	P	ERA	WHIP	
21 Jon Lieber, R ERA: 2.81	6.0		26	6	1	1	4	1	0	0	0	0	1	11	22	108.00	12.000					6.0		26	6	1	1	4	1	0	0	0	0	1	11	22	108.00	12.000	
Terry Adams, R ERA: 8.64	0.1	L	5	3	4	4	0	1	0	0	0	0	0	1	11	22	108.00	12.000					0.1	L	5	3	4	4	0	1	0	0	0	0	1	11	22	108.00	12.000
Geoff Geary, R ERA: 2.45	1.2		7	0	0	0	3	1	1	0	0	1	0	18	34	0.00	0.600					1.2		7	0	0	0	3	1	1	0	0	1	18	34	0.00	0.600		

AB	33
R	5
H	9
RBI	4
BB	5
SO	7
LOB	13





Batter	1	2	3	4	5	6	7	8	9	AB	R	H	RBI	BB	SO	LOB	TOP								
11 Jimmy Rollins, S OBP: 0.303, SLG: 0.377 6 Ryan Howard, L (9, 3)	0-1 HR 2B	2-2 BB 1B		4-1 WP 1B BB		1-0 G5-3		0-1 G1-3		4	3	2	0	1	0	0									
Placido Polanco, R OBP: 0.351, SLG: 0.284	1-1 P4	4-2 1B BB		1-0 F8		1-2 G5-3		3-1 F9		4	0	0	0	1	0	3									
Bobby Abreu, L OBP: 0.395, SLG: 0.371	4-1 HR BB	2-2 1-2 2-H 3-H 1B		2-1 BB E 1B		2-1 L8		4-2 1B BB		3	2	2	4	2	0	0									
Pat Burrell, R OBP: 0.398, SLG: 0.560	3-2 1-H 2-H HR	0-0 F8		2-2 E6 BB 1B			2-3 K	3-2 1B BB		5	1	2	3	0	1	3									
Jason Michaels, R OBP: 0.449, SLG: 0.389	2-0 F9		4-2 CS BB	4-2 1B BB			4-1 2B 1B BB	1-1 F8		2	1	0	0	3	0	2									
David Bell, R OBP: 0.285, SLG: 0.326	1-3 K		0-0 F9	1-6 1-2 2-H 3-H 1B			0-1 1B FC6-4 2B	0-0 F9		5	1	2	1	0	1	1									
Tomas Perez, S OBP: 0.370, SLG: 0.320 (9, 6)		2-1 F8	1-1 F9		0-2 G6-3		0-0 FC6-4 1B	0-0 F9		5	0	1	1	0	0	1									
Mike Lieberthal, R OBP: 0.310, SLG: 0.321		4-0 11 1B 39 SH1-4 BB	0-2 CS	1-1 WP 39 SH1-4 1B	2-3 K		2-3 FC6-4	2-0 E5		4	2	1	1	1	1	1									
39 Brett Myers, R Aaron Fultz, L Jose Offerman, S OBP: 0.261, SLG: 0.300 Tim Worrell, R (9, 1)		0-1 SH1-4		0-1 SH1-4	2-1 G4-3		1-2 3-H 2-2 F8	0-2 G4-3		2	0	0	0	0	0	1									
<b>Inning Stats</b>	R: 3 E: 0 K: 1 S: 14	H: 2 LOB: 0 BB: 1 P: 25	R: 2 E: 0 K: 0 S: 15	H: 2 LOB: 2 BB: 2 P: 29	R: 0 E: 0 K: 0 S: 7	H: 0 LOB: 0 BB: 1 P: 12	R: 3 E: 1 K: 0 S: 14	H: 3 LOB: 2 BB: 2 P: 29	R: 0 E: 0 K: 1 S: 8	H: 0 LOB: 0 BB: 0 P: 12	R: 0 E: 0 K: 0 S: 7	H: 0 LOB: 0 BB: 0 P: 11	R: 2 E: 0 K: 1 S: 11	H: 2 LOB: 1 BB: 1 P: 20	R: 0 E: 0 K: 0 S: 12	H: 1 LOB: 2 BB: 1 P: 23	R: 0 E: 1 K: 0 S: 6	H: 0 LOB: 1 BB: 0 P: 8	1B: 7 2B: 2 3B: 0 HR: 1	SF: 0 SAC: 2 DP: 0 HBP: 0	WP: 1 PB: 0 SB: 0 CS: 1	PA: 46			
<b>PITCHER</b>	IP WLS BF H R ER SO BB IBB HBP BLK WP HR S P ERA WHIP	IP WLS BF H R ER SO BB IBB HBP BLK WP HR S P ERA WHIP	IP WLS BF H R ER SO BB IBB HBP BLK WP HR S P ERA WHIP	IP WLS BF H R ER SO BB IBB HBP BLK WP HR S P ERA WHIP	IP WLS BF H R ER SO BB IBB HBP BLK WP HR S P ERA WHIP	IP WLS BF H R ER SO BB IBB HBP BLK WP HR S P ERA WHIP	IP WLS BF H R ER SO BB IBB HBP BLK WP HR S P ERA WHIP	IP WLS BF H R ER SO BB IBB HBP BLK WP HR S P ERA WHIP	IP WLS BF H R ER SO BB IBB HBP BLK WP HR S P ERA WHIP	IP WLS BF H R ER SO BB IBB HBP BLK WP HR S P ERA WHIP	IP WLS BF H R ER SO BB IBB HBP BLK WP HR S P ERA WHIP	IP WLS BF H R ER SO BB IBB HBP BLK WP HR S P ERA WHIP	IP WLS BF H R ER SO BB IBB HBP BLK WP HR S P ERA WHIP	IP WLS BF H R ER SO BB IBB HBP BLK WP HR S P ERA WHIP	IP WLS BF H R ER SO BB IBB HBP BLK WP HR S P ERA WHIP	IP WLS BF H R ER SO BB IBB HBP BLK WP HR S P ERA WHIP	IP WLS BF H R ER SO BB IBB HBP BLK WP HR S P ERA WHIP	IP WLS BF H R ER SO BB IBB HBP BLK WP HR S P ERA WHIP	IP WLS BF H R ER SO BB IBB HBP BLK WP HR S P ERA WHIP	IP WLS BF H R ER SO BB IBB HBP BLK WP HR S P ERA WHIP	IP WLS BF H R ER SO BB IBB HBP BLK WP HR S P ERA WHIP	IP WLS BF H R ER SO BB IBB HBP BLK WP HR S P ERA WHIP	IP WLS BF H R ER SO BB IBB HBP BLK WP HR S P ERA WHIP	IP WLS BF H R ER SO BB IBB HBP BLK WP HR S P ERA WHIP	IP WLS BF H R ER SO BB IBB HBP BLK WP HR S P ERA WHIP

Philadelphia Phillies @ New York Mets  
Shea Stadium, Flushing, NY  
Tue May 03 2005, 7:10 PM EDT  
Att: 17,051 - Cloudy - 56 F

AB 35  
R 10  
H 10  
RBI 10  
BB 8  
SO 3  
LOB 13



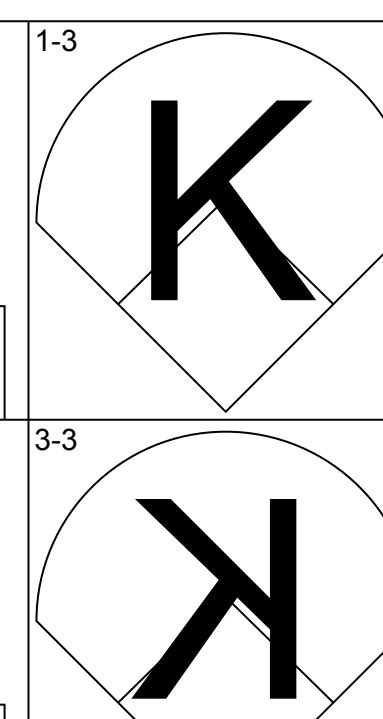
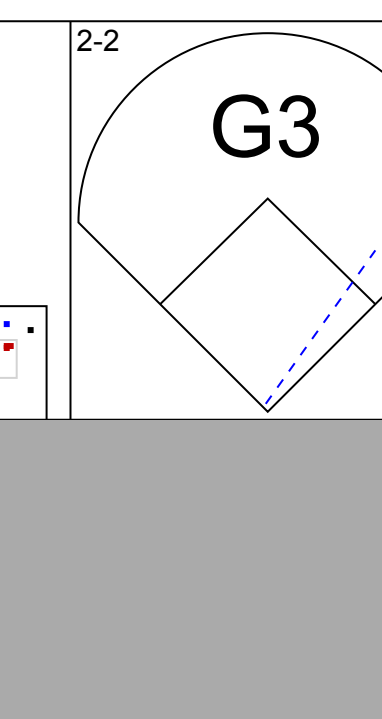
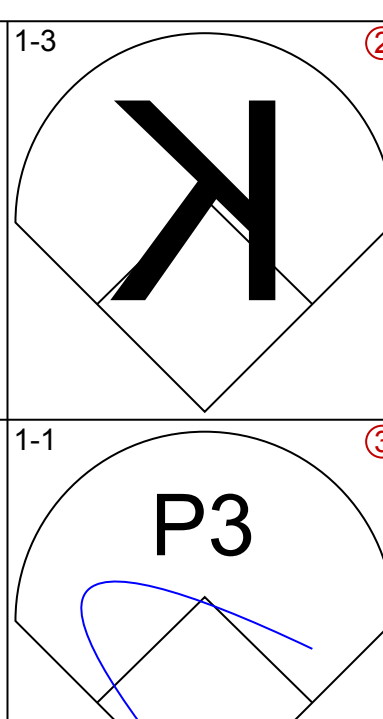
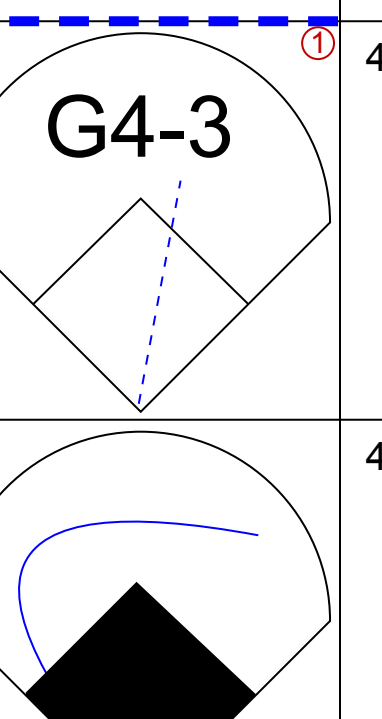
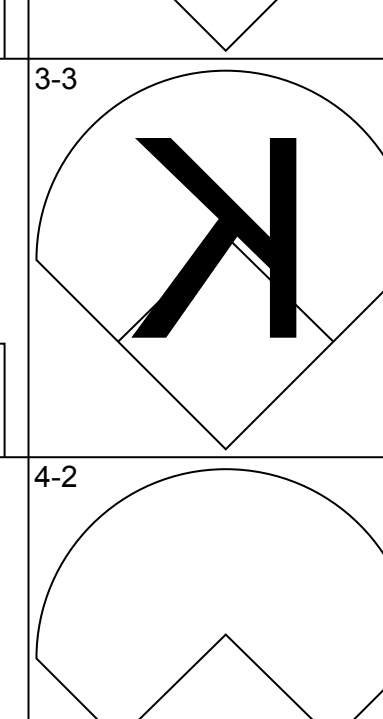
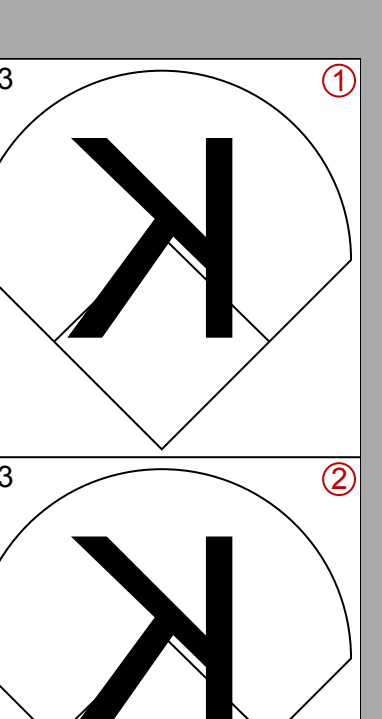
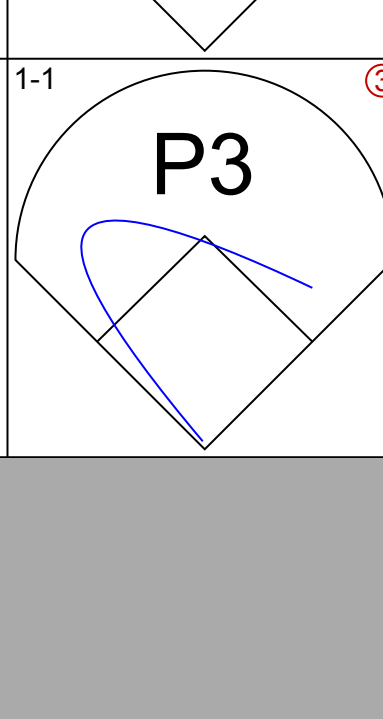
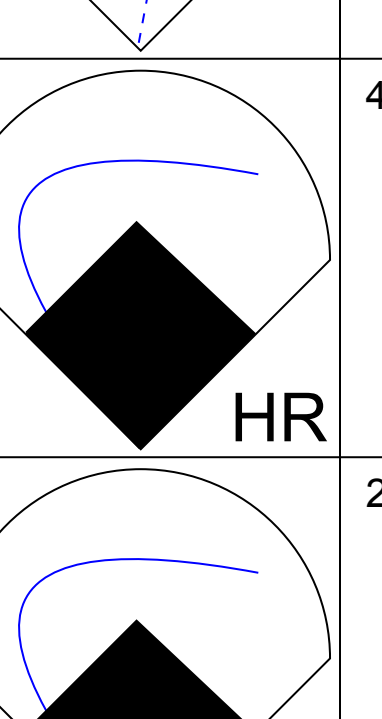
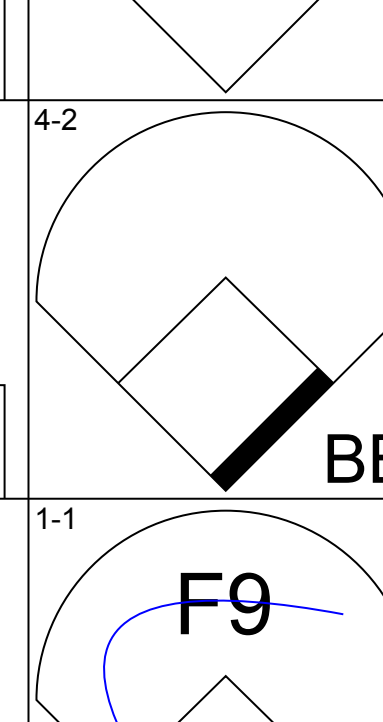
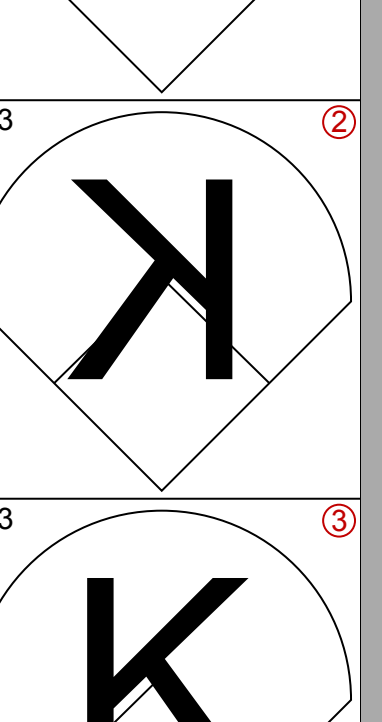
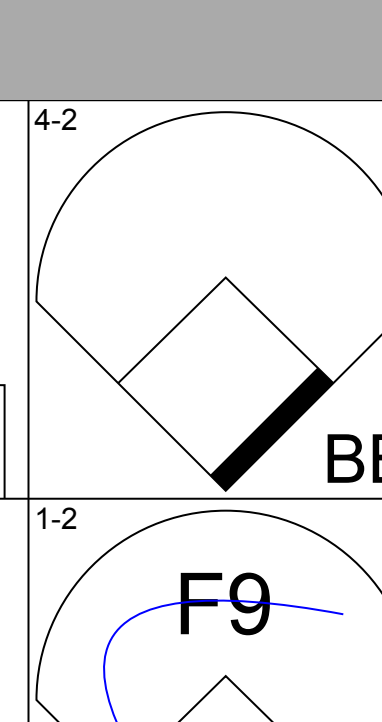
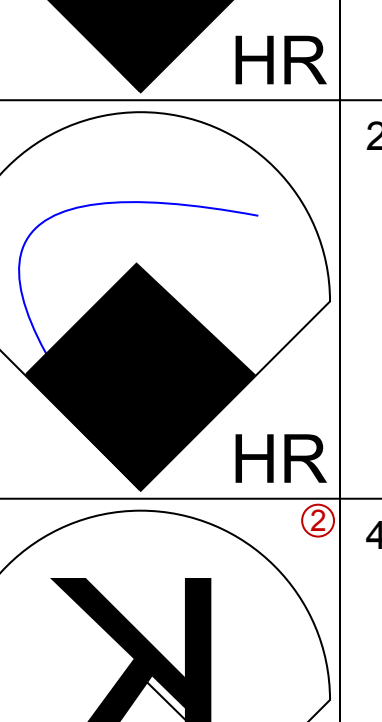
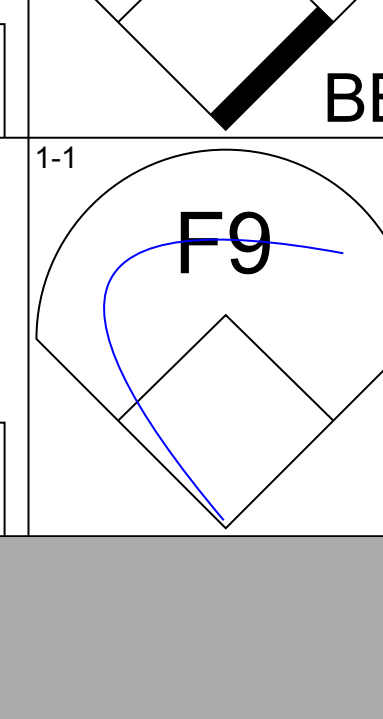

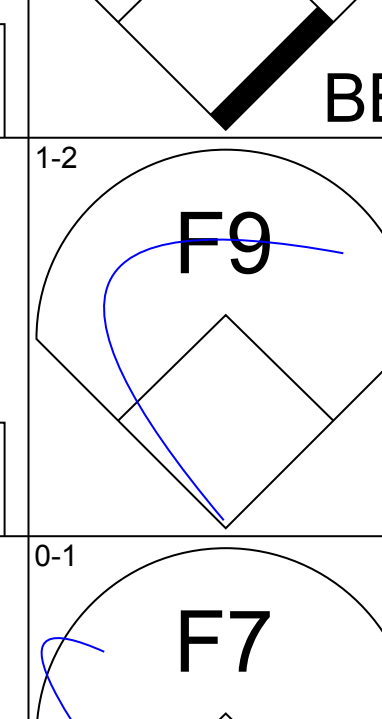
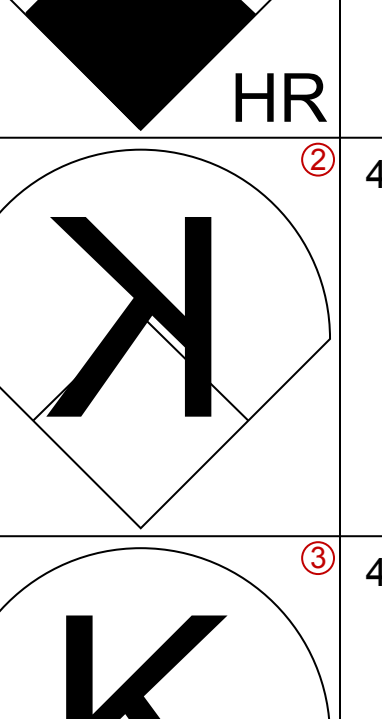
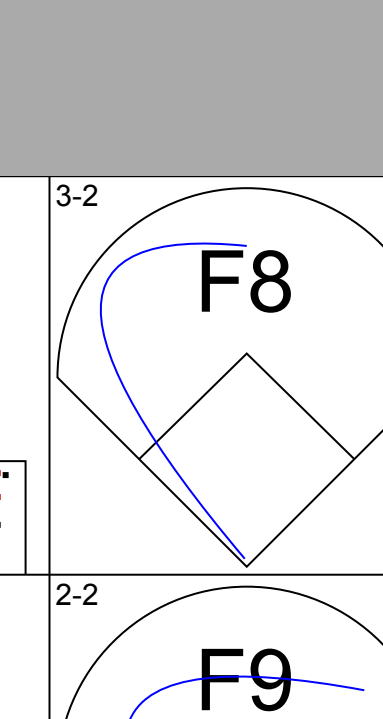
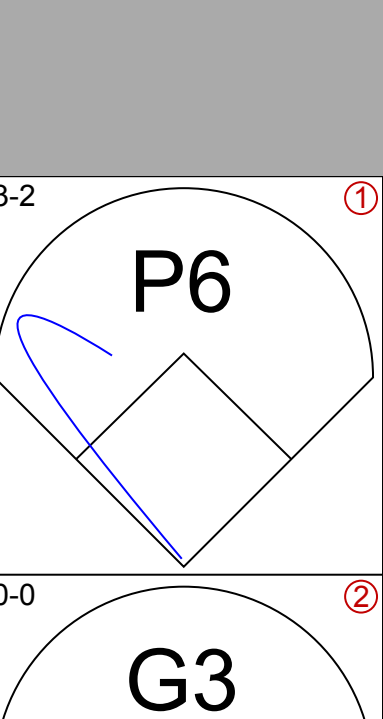
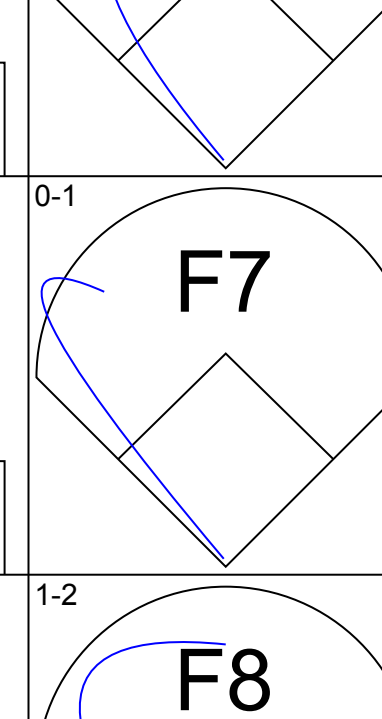
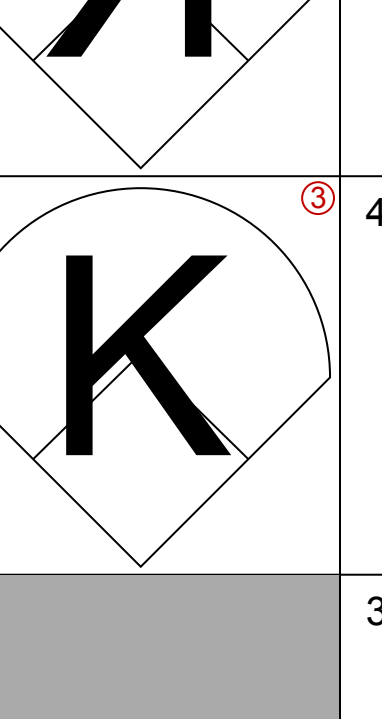
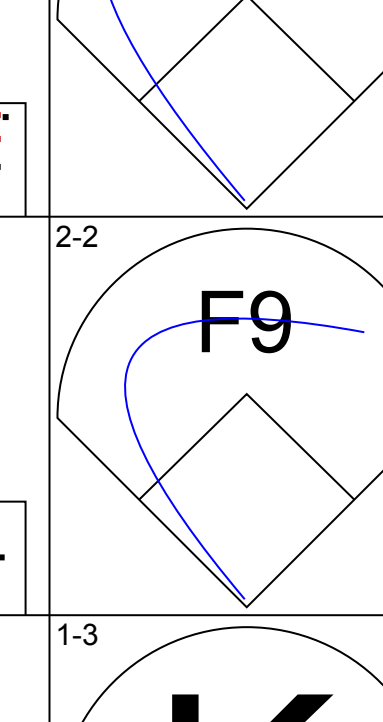
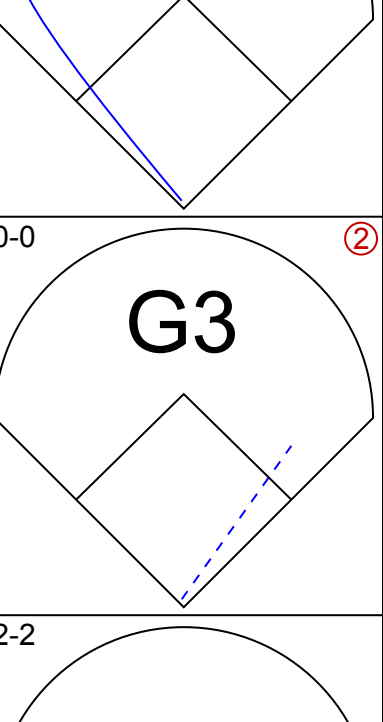
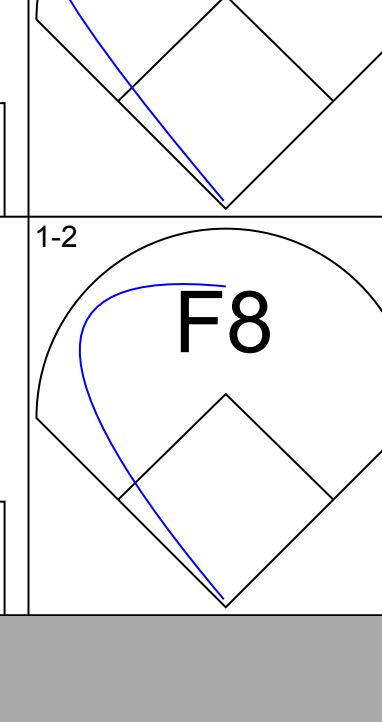
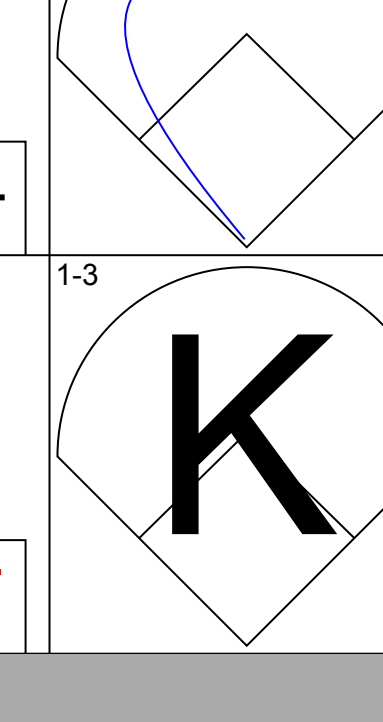
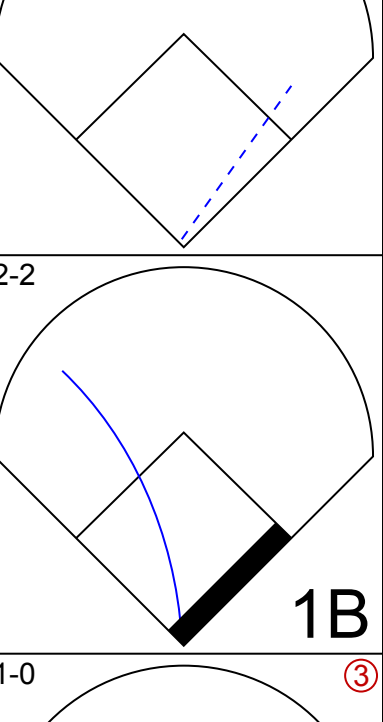
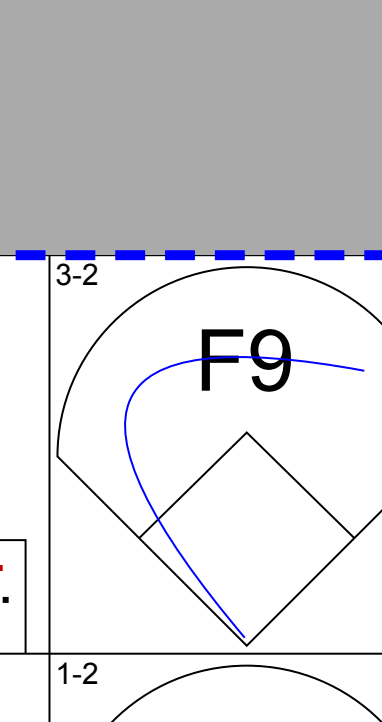

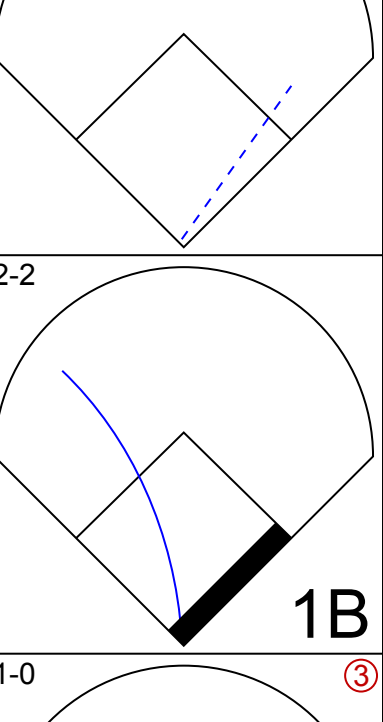
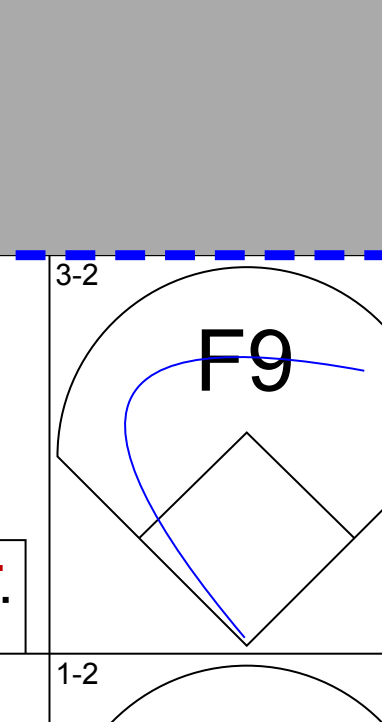
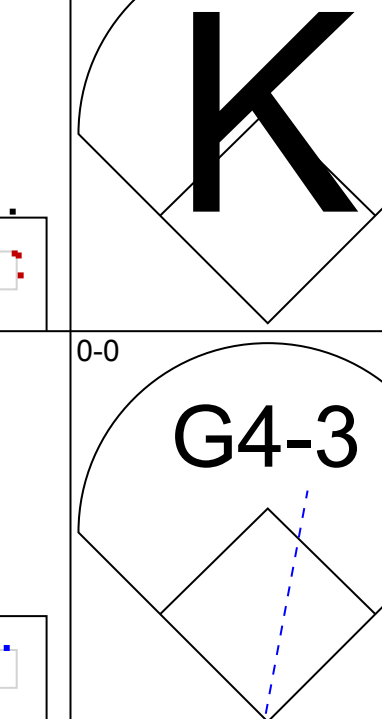
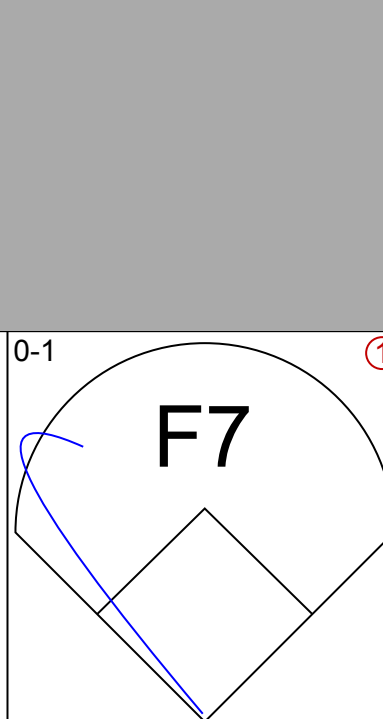
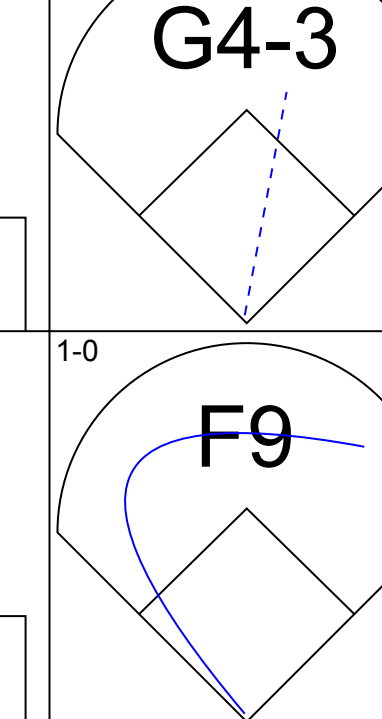
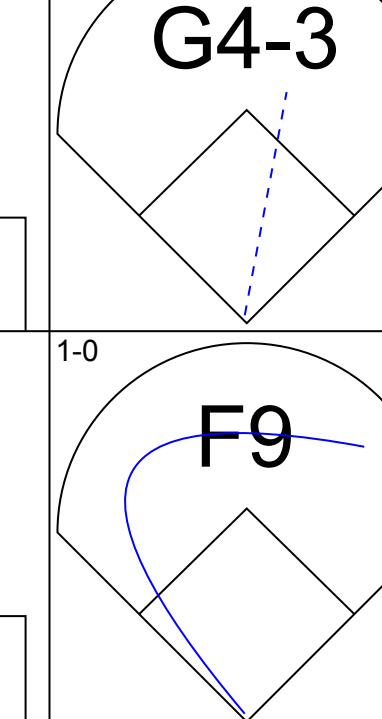
Batter	1	2	3	4	5	6	7	8	9	AB	R	H	RBI	BB	SO	LOB	BOTTOM									
7 José Reyes, S OBP: 0.292, SLG: 0.424	3-3 K		0-1 F9		1-3 K			0-2 K 2B	4-0 FC6-4 BB	4	0	1	1	1	2	1										
Kazuo Matsui, S OBP: 0.323, SLG: 0.318	1-2 K 1B		1-2 K			0-3 K		0-0 SF8	0-1 FC6-4	4	0	1	1	0	2	4										
15 Carlos Beltrán, S OBP: 0.356, SLG: 0.467 Chris Woodward, R OBP: 0.310, SLG: 0.333	1-2 F7		1-3 K			0-3 K2-3		3-H G1-3		3	0	0	0	0	2	2										
Cliff Floyd, L OBP: 0.441, SLG: 0.675 11 Ramon Castro, R OBP: 0.299, SLG: 0.298	0-1 P4			0-1 HR		0-0 FC5-4 1B		1-1 G1-3		3	1	2	1	0	0	1										
31 Mike Piazza, R OBP: 0.275, SLG: 0.361 Dae-Sung Koo, L Heath Bell, R Marlon Anderson, L OBP: 0.464, SLG: 0.480		2-2 G5-3		0-0 F8		0-1 FC5-4			3-2 1B 7 BB 1B	3	0	0	0	0	0	1										
Doug Mientkiewicz, L OBP: 0.317, SLG: 0.378		2-0 P6		3-1 P6			2-3 K		2-0 F8	4	0	0	0	0	1	1										
5 David Wright, R OBP: 0.398, SLG: 0.488		4-0 WP BB		0-1 P4			3-1 F9		1-3 K	3	0	0	0	1	1	1										
Victor Diaz, R OBP: 0.404, SLG: 0.486		2-3 K		1-2 K			2-3 K		4-0 7 BB 1B	3	0	0	0	1	3	1										
Tom Glavine, L OBP: 0.333, SLG: 0.250 Manny Aybar, R Eric Valent, L OBP: 0.258, SLG: 0.185 43 Royce Ring, L Miguel Cairo, R OBP: 0.394, SLG: 0.448			3-2 K 1B		2-1 L8			4-2 7 2B SF8 BB	1-2 7 BB 1B	1	0	1	0	0	0	0										
<b>Inning Stats</b>	R: 0 E: 0 K: 1 S: 13	H: 1 LOB: 0 BB: 0 P: 18	R: 0 E: 0 K: 1 S: 11	H: 0 LOB: 1 BB: 1 P: 21	R: 0 E: 0 K: 2 S: 12	H: 1 LOB: 1 BB: 0 P: 17	R: 1 E: 0 K: 0 S: 7	H: 1 LOB: 0 BB: 0 P: 10	R: 0 E: 0 K: 2 S: 9	H: 0 LOB: 0 BB: 0 P: 14	R: 0 E: 0 K: 2 S: 10	H: 1 LOB: 1 BB: 0 P: 10	R: 0 E: 0 K: 2 S: 11	H: 0 LOB: 0 BB: 0 P: 18	R: 1 E: 0 K: 0 S: 11	H: 1 LOB: 1 BB: 1 P: 18	R: 1 E: 0 K: 1 S: 14	H: 2 LOB: 3 BB: 2 P: 29	1B: 5 2B: 1 3B: 0 HR: 1	SF: 1 SAC: 0 DP: 0 HBP: 0	WP: 1 PB: 0 SB: 0 CS: 0	PA: 38				
<b>PITCHER</b>	IP WLS BF H R ER SO BB IBB HBP BLK WP HR S P ERA WHIP	IP WLS BF H R ER SO BB IBB HBP BLK WP HR S P ERA WHIP	IP WLS BF H R ER SO BB IBB HBP BLK WP HR S P ERA WHIP	IP WLS BF H R ER SO BB IBB HBP BLK WP HR S P ERA WHIP	IP WLS BF H R ER SO BB IBB HBP BLK WP HR S P ERA WHIP	IP WLS BF H R ER SO BB IBB HBP BLK WP HR S P ERA WHIP	IP WLS BF H R ER SO BB IBB HBP BLK WP HR S P ERA WHIP	IP WLS BF H R ER SO BB IBB HBP BLK WP HR S P ERA WHIP	IP WLS BF H R ER SO BB IBB HBP BLK WP HR S P ERA WHIP	IP WLS BF H R ER SO BB IBB HBP BLK WP HR S P ERA WHIP	IP WLS BF H R ER SO BB IBB HBP BLK WP HR S P ERA WHIP	IP WLS BF H R ER SO BB IBB HBP BLK WP HR S P ERA WHIP	IP WLS BF H R ER SO BB IBB HBP BLK WP HR S P ERA WHIP	IP WLS BF H R ER SO BB IBB HBP BLK WP HR S P ERA WHIP	IP WLS BF H R ER SO BB IBB HBP BLK WP HR S P ERA WHIP	IP WLS BF H R ER SO BB IBB HBP BLK WP HR S P ERA WHIP	IP WLS BF H R ER SO BB IBB HBP BLK WP HR S P ERA WHIP	IP WLS BF H R ER SO BB IBB HBP BLK WP HR S P ERA WHIP	IP WLS BF H R ER SO BB IBB HBP BLK WP HR S P ERA WHIP	IP WLS BF H R ER SO BB IBB HBP BLK WP HR S P ERA WHIP	IP WLS BF H R ER SO BB IBB HBP BLK WP HR S P ERA WHIP	IP WLS BF H R ER SO BB IBB HBP BLK WP HR S P ERA WHIP	IP WLS BF H R ER SO BB IBB HBP BLK WP HR S P ERA WHIP	IP WLS BF H R ER SO BB IBB HBP BLK WP HR S P ERA WHIP	IP WLS BF H R ER SO BB IBB HBP BLK WP HR S P ERA WHIP	IP WLS BF H R ER SO BB IBB HBP BLK WP HR S P ERA WHIP

Philadelphia Phillies @ New York Mets  
Shea Stadium, Flushing, NY  
Tue May 03 2005, 7:10 PM EDT  
Att: 17,051 - Cloudy - 56 F

AB 33  
R 3  
H 7  
RBI 3  
BB 4  
SO 11  
LOB 14

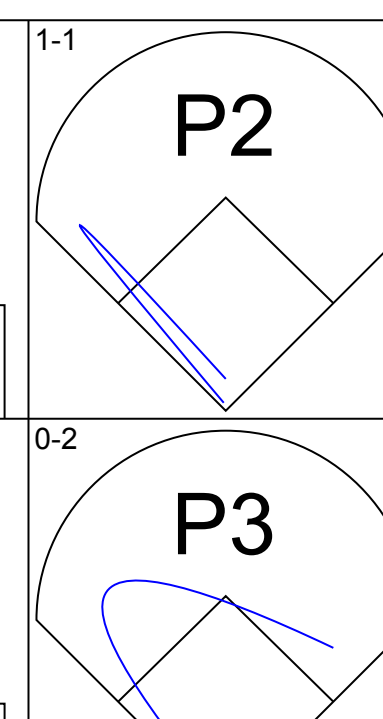
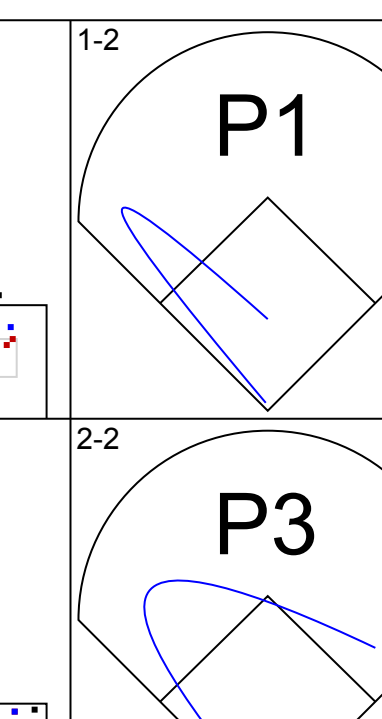

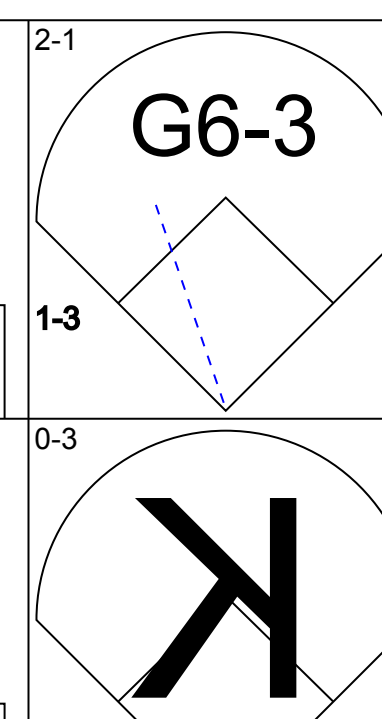
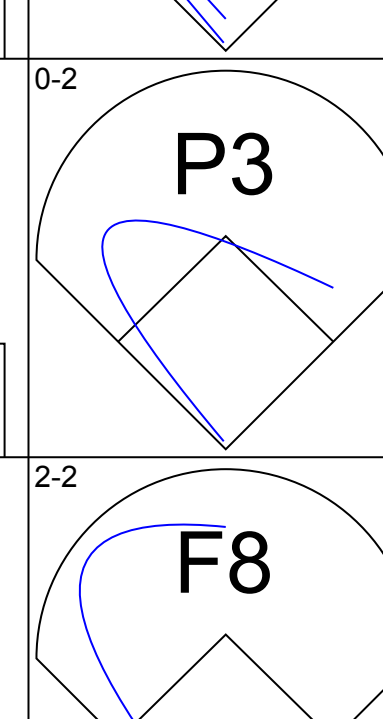
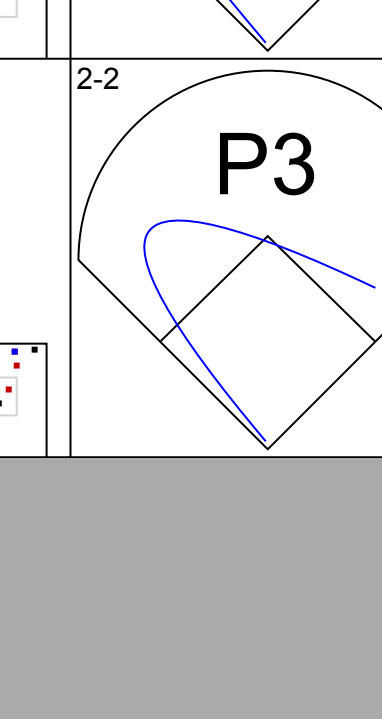
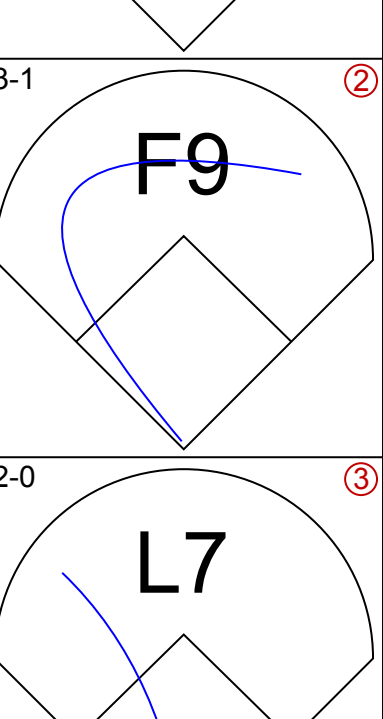

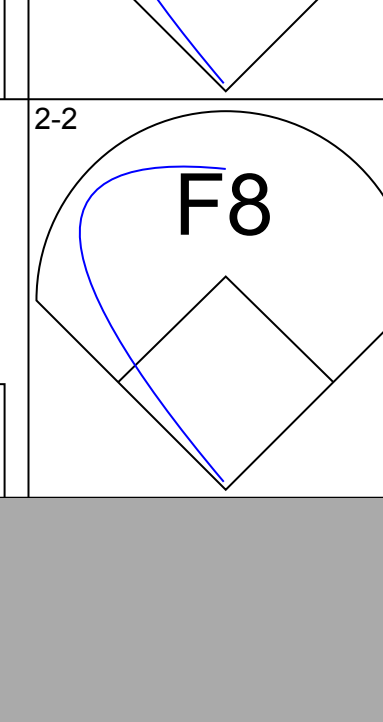
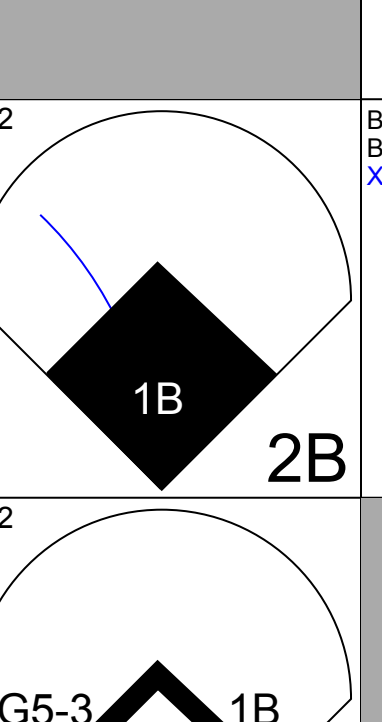
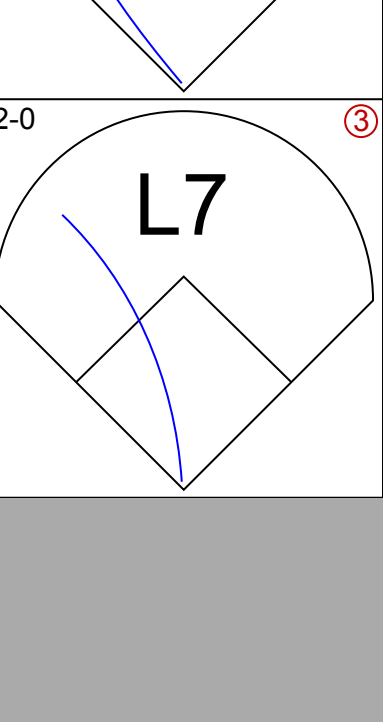
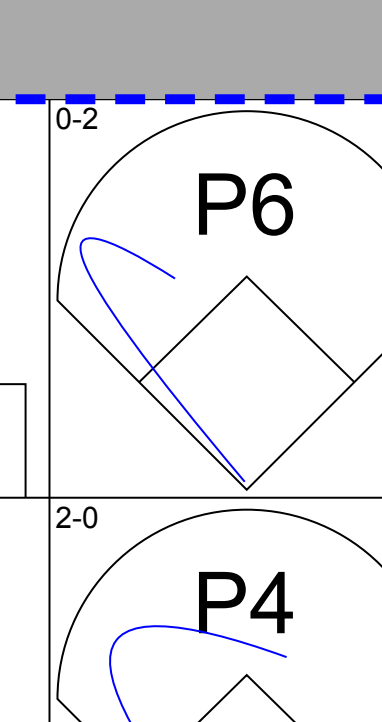
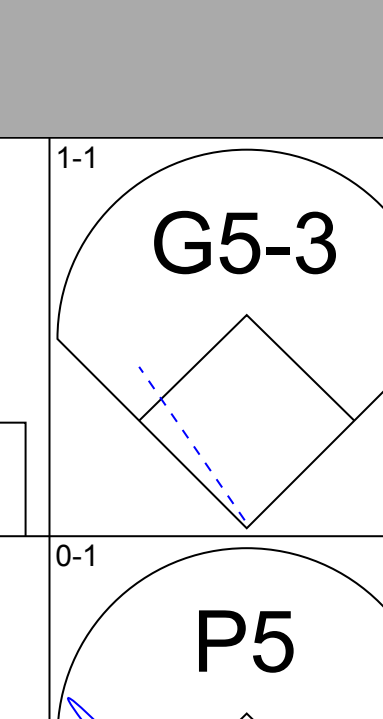
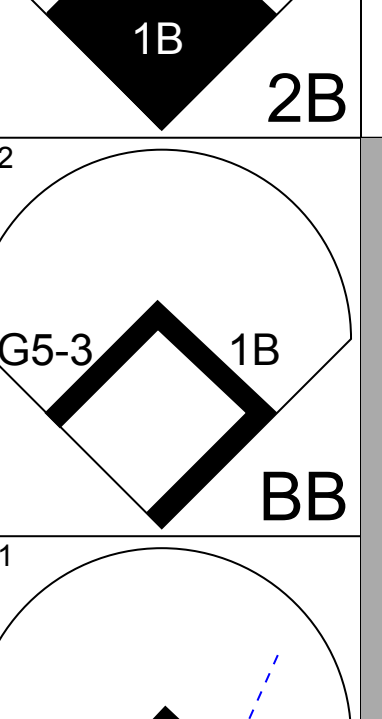

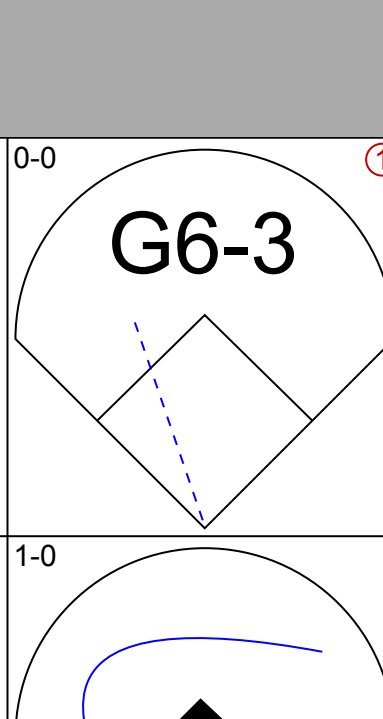
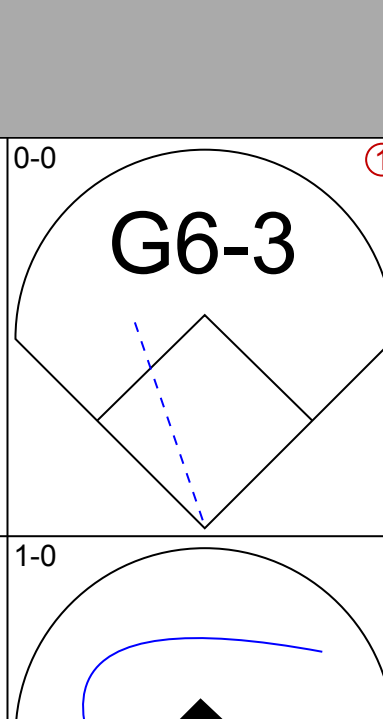
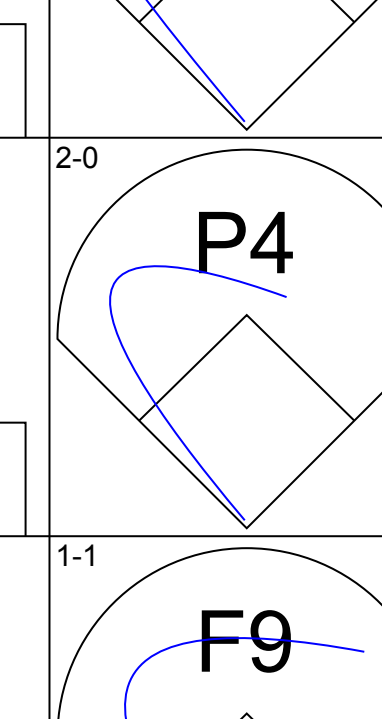

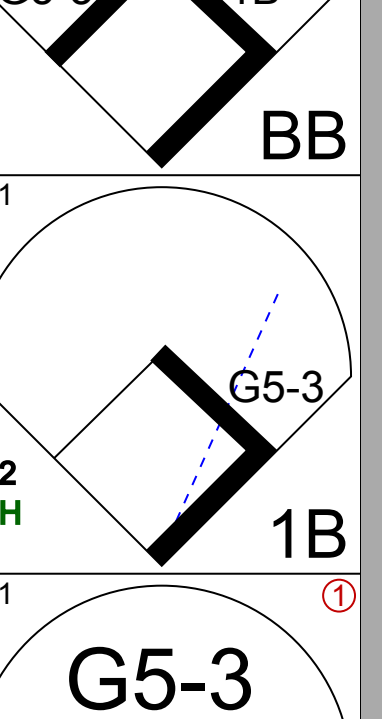

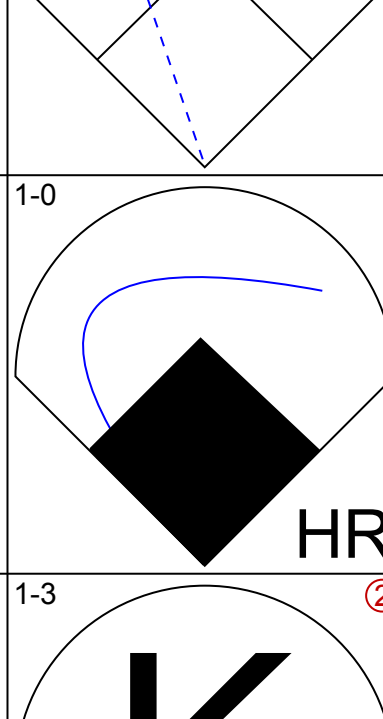
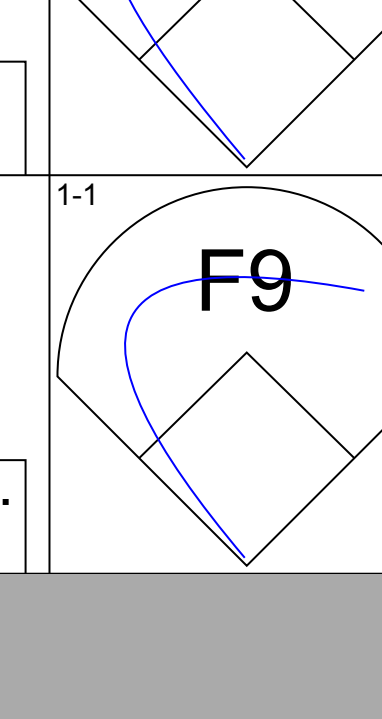
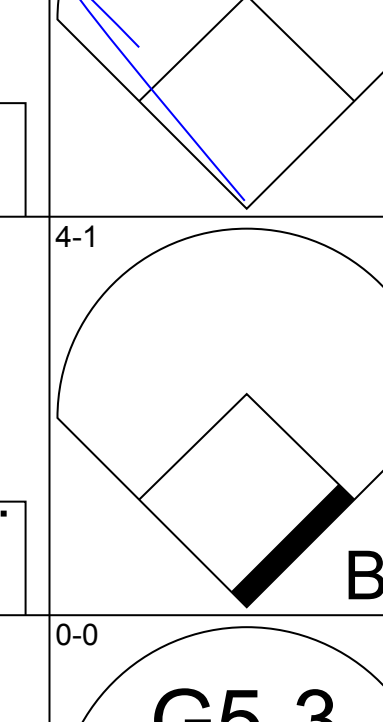
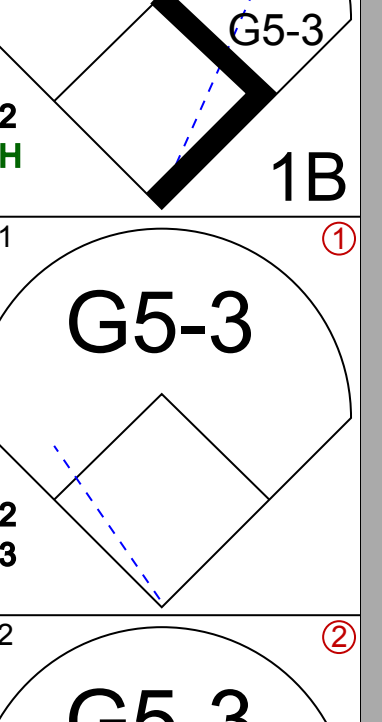

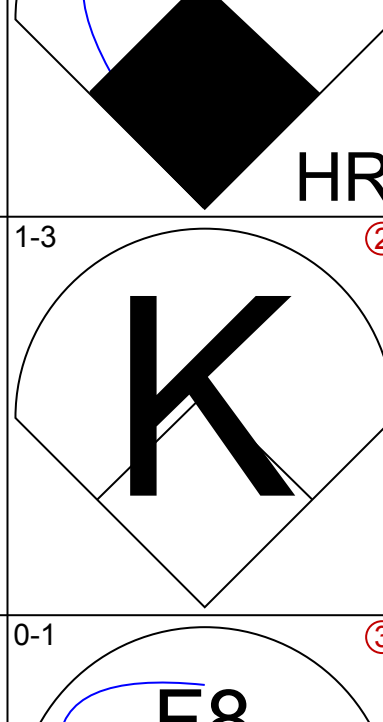

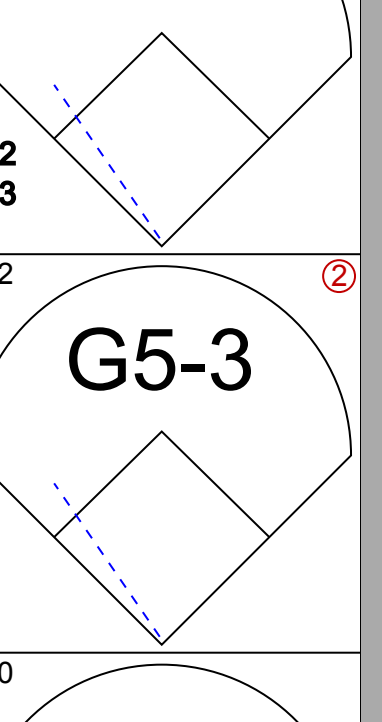
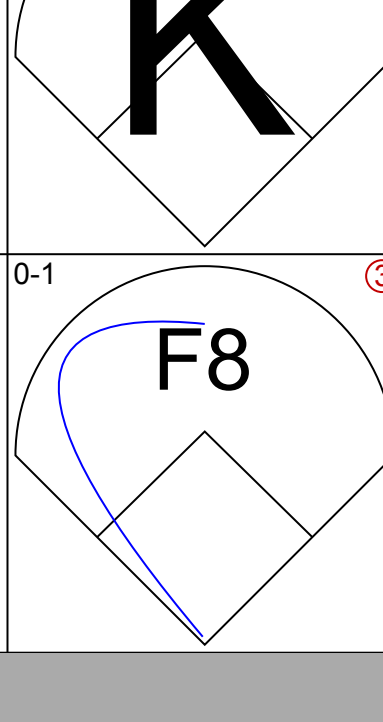
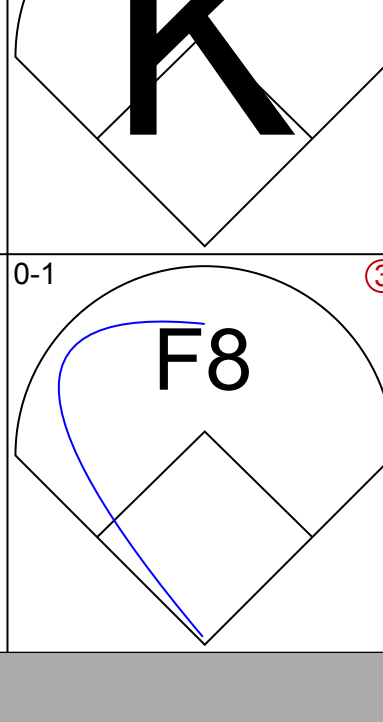
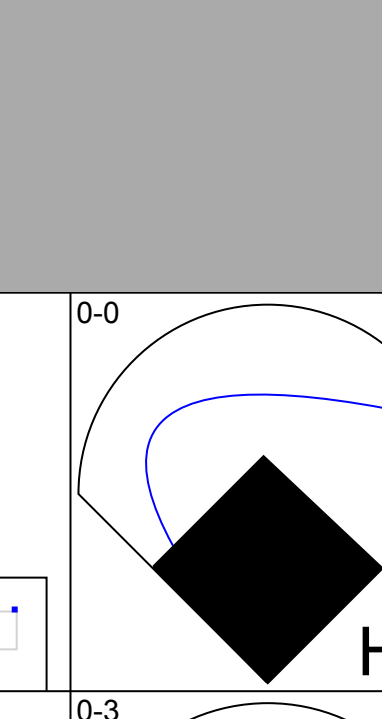
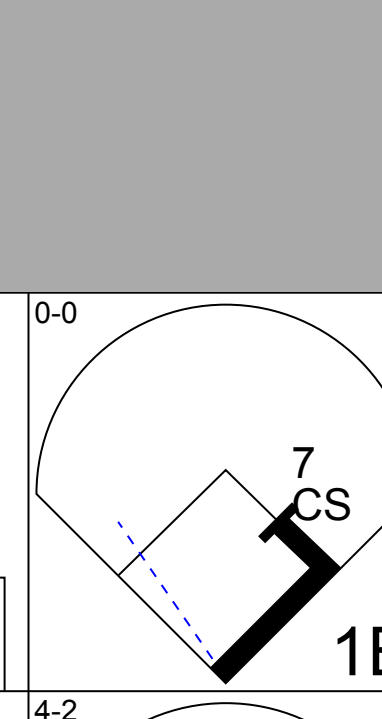
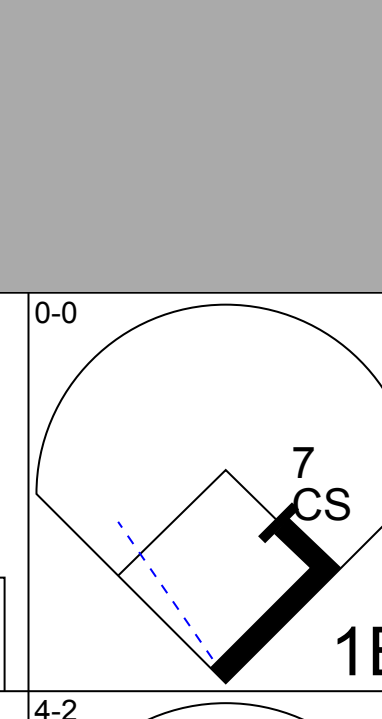

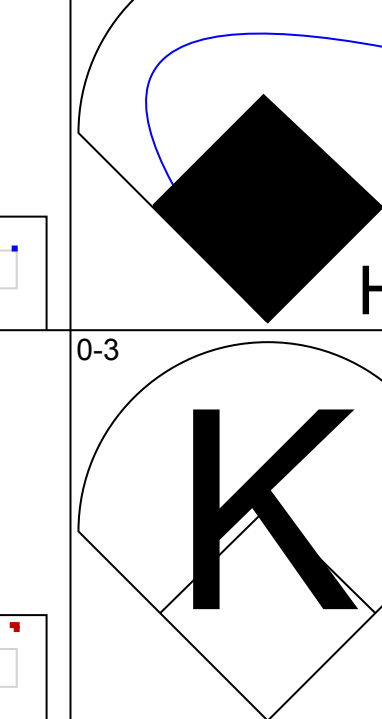
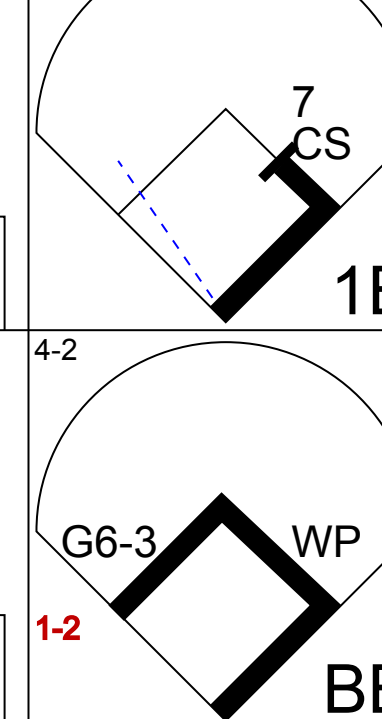
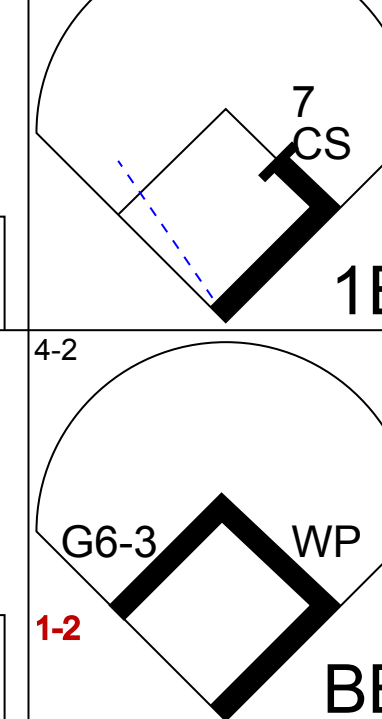
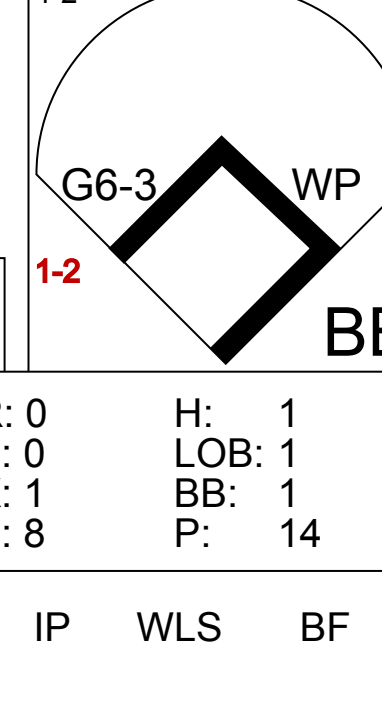






Batter	1	2	3	4	5	6	7	8	9	AB	R	H	RBI	BB	SO	LOB	TOP								
11 Jimmy Rollins, S OBP: 0.294, SLG: 0.364 (1, 6)										4	0	0	0	0	2	0	<b>Philadelphia Phillies @ New York Mets</b> Shea Stadium, Flushing, NY Wed May 04 2005, 7:10 PM EDT Att: 21,356 - Cloudy - 58 F								
26 Chase Utley, L OBP: 0.379, SLG: 0.576 (1, 4)										4	1	1	1	0	2	0									
Bobby Abreu, L OBP: 0.407, SLG: 0.404 (1, 9)										2	1	1	1	2	1	0									
Pat Burrell, R OBP: 0.383, SLG: 0.534 (1, 7)										4	0	0	0	0	2	2									
Jason Michaels, R OBP: 0.425, SLG: 0.362 (1, 8)										4	0	0	0	0	1	1									
6 Ryan Howard, L (1, 3)										3	0	0	0	0	0	1									
David Bell, R OBP: 0.267, SLG: 0.326 (1, 5)										3	0	1	0	0	1	0									
Mike Lieberthal, R OBP: 0.300, SLG: 0.309 (1, 2)										3	0	0	0	0	1	1									
Randy Wolf, L OBP: 0.182, SLG: 0.100 (1, 1)										2	0	0	0	0	0	0									
Jose Offerman, S OBP: 0.250, SLG: 0.286 (8, PH)										1	0	0	0	0	0	0									
Geoff Geary, R (8, 1)										0	0	0	0	0	0	0									
<b>Inning Stats</b>	R: 0 E: 0 K: 2 S: 11	H: 0 LOB: 1 BB: 1 P: 20	R: 0 E: 0 K: 1 S: 11	H: 0 LOB: 0 BB: 0 P: 17	R: 0 E: 0 K: 1 S: 8	H: 0 LOB: 0 BB: 0 P: 11	R: 0 E: 0 K: 3 S: 11	H: 0 LOB: 0 BB: 0 P: 17	R: 0 E: 0 K: 0 S: 10	H: 1 LOB: 1 BB: 0 P: 16	R: 0 E: 0 K: 1 S: 9	H: 0 LOB: 0 BB: 0 P: 11	R: 0 E: 0 K: 0 S: 11	H: 0 LOB: 1 BB: 1 P: 17	R: 0 E: 0 K: 0 S: 10	H: 0 LOB: 0 BB: 0 P: 15	R: 2 E: 0 K: 2 S: 16	H: 2 LOB: 0 BB: 0 P: 23	1B: 1 2B: 0 3B: 0 HR: 2	SF: 0 SAC: 0 DP: 0 HBP: 0	WP: 0 PB: 0 SB: 0 CS: 0	PA: 32			
<b>PITCHER</b>	IP	WLS	BF	H	R	ER	SO	BB	IBB	HBP	BLK	WP	HR	S	P	ERA	WHIP								
Jae Weong Seo, R ERA: 2.0 (1, 1)	7.0	W	24	1	0	0	8	2	0	0	0	0	0	71	109	0.00	0.429								
Roberto Hernandez, R ERA: 1.5 (8, 1)	1.0	H	3	0	0	0	0	0	0	0	0	0	0	10	15	0.00	0.000								
Braden Looper, R ERA: 5.25 (9, 1)	1.0	S	5	2	2	2	2	0	0	0	0	0	2	16	23	18.00	2.000								

AB	30
R	2
H	3
RBI	2
BB	2
SO	10
LOB	5



Batter	1	2	3	4	5	6	7	8	9	AB	R	H	RBI	BB	SO	LOB	BOTTOM								
Kazuo Matsui, S OBP: 0.310, SLG: 0.304 (1, 4)										4	0	0	0	0	1	1	<b>Philadelphia Phillies @ New York Mets</b> Shea Stadium, Flushing, NY Wed May 04 2005, 7:10 PM EDT Att: 21,356 - Cloudy - 58 F								
Roberto Hernandez, R (8, 1)										0	0	0	0	0	0	0									
Braden Looper, R (9, 1)										0	0	0	0	0	0	0									
Miguel Cairo, R OBP: 0.351, SLG: 0.394 (1, 3)										4	0	0	0	0	1	1									
15 Carlos Beltrán, S OBP: 0.352, SLG: 0.468 (1, 8)										4	1	1	0	0	0	0									
31 Mike Piazza, R OBP: 0.274, SLG: 0.349 (1, 2)										3	0	0	0	1	0	0									
11 Ramon Castro, R OBP: 0.259, SLG: 0.298 (9, 2)										0	0	0	0	0	0	0									
Cliff Floyd, L OBP: 0.443, SLG: 0.701 (1, 7)										4	1	2	2	0	0	0									
Chris Woodward, R OBP: 0.313, SLG: 0.310 (1, 6)										2	0	0	0	1	1	2									
5 David Wright, R OBP: 0.387, SLG: 0.472 (1, 5)										3	0	0	0	0	0	3									
Victor Diaz, R OBP: 0.424, SLG: 0.541 (1, 9)										2	1	2	1	1	0	0									
Jae Weong Seo, R OBP: 0.286, SLG: 0.167 (1, 1)										2	0	0	0	0	2	3									
7 José Reyes, S OBP: 0.298, SLG: 0.424 (7, PH)										0	0	0	0	1	0	0									
<b>Inning Stats</b>	R: 0 E: 0 K: 0 S: 9	H: 0 LOB: 0 BB: 0 P: 12	R: 0 E: 0 K: 0 S: 6	H: 0 LOB: 1 BB: 1 P: 11	R: 1 E: 0 K: 1 S: 11	H: 1 LOB: 0 BB: 0 P: 14	R: 1 E: 0 K: 1 S: 15	H: 2 LOB: 3 BB: 2 P: 26	R: 0 E: 0 K: 1 S: 7	H: 0 LOB: 0 BB: 0 P: 14	R: 1 E: 0 K: 1 S: 8	H: 1 LOB: 0 BB: 0 P: 10	R: 0 E: 0 K: 1 S: 8	H: 1 LOB: 1 BB: 1 P: 14	R: 0 E: 0 K: 0 S: 6	H: 0 LOB: 0 BB: 0 P: 9	1B: 2 2B: 1 3B: 0 HR: 2	SF: 0 SAC: 0 DP: 0 HBP: 0	WP: 1 PB: 0 SB: 0 CS: 1	PA: 32					
<b>PITCHER</b>	IP	WLS	BF	H	R	ER	SO	BB	IBB	HBP	BLK	WP	HR	S	P	ERA	WHIP								
Randy Wolf, L ERA: 6.0 (1, 1)	7.0	L	29	5	3	3	5	3	3	3	5	1	2	64	101	3.86	1.143								
Geoff Geary, R ERA: 1.93 (8, 1)	1.0		3	0	0	0	0	0	0	0	0	0	0	6	9	0.00	0.000								

AB	28
R	3
H	5
RBI	3
BB	4
SO	5
LOB	10





Batter	1	2	3	4	5	6	7	8	9	AB	R	H	RBI	BB	SO	LOB	TOP								
11 Jimmy Rollins, S OBP: 0.305, SLG: 0.393	B3		26 S 26 WP BB		HBP 26 BB 1B		K		1-H 2-H HR	4	2	2	3	1	1	0	Philadelphia Phillies @ New York Mets Shea Stadium, Flushing, NY Thu May 05 2005, 1:10 PM EDT Att: 19,553 - Sunny - 59 F								
26 Chase Utley, L OBP: 0.380, SLG: 0.556	K		S 1B		HBP BB		G3-1		K	4	0	1	0	1	2	0									
Bobby Abreu, L OBP: 0.398, SLG: 0.394	K		F8		P6		K		1B	5	0	1	0	0	2	4									
Pat Burrell, R OBP: 0.375, SLG: 0.511		F8	L7		HBP		K		K	4	0	0	1	0	2	2									
David Bell, R OBP: 0.280, SLG: 0.316 63 Ryan Madson, L OBP: 0.280, SLG: 0.286 Jose Offerman, S OBP: 0.280, SLG: 0.286 Tim Worrell, R OBP: 0.280, SLG: 0.286	P4			K	G1-3					3	0	0	0	0	1	3									
6 Ryan Howard, L OBP: 0.143, SLG: 0.143	1B			F7			K		G3-6-3	4	0	1	0	0	1	1									
Marlon Byrd, R OBP: 0.500, SLG: 0.500	1B			K			E9		G4-3	4	0	2	0	0	1	0									
Todd Pratt, R OBP: 0.238, SLG: 0.350	K				G6-3		K		11 HR 1B	4	1	1	0	0	2	3									
Vicente Padilla, R OBP: 0.167, SLG: 0.167 Placido Polanco, R OBP: 0.354, SLG: 0.290			K		26 BB 11 BB HBP 1B		G5-3		11 HR 1B	2	1	1	0	0	1	0									
<b>Inning Stats</b>	R: 0 E: 0 K: 2 S: 7	H: 0 LOB: 0 BB: 0 P: 8	R: 0 E: 0 K: 1 S: 10	H: 2 LOB: 2 BB: 0 P: 17	R: 1 E: 0 K: 1 S: 15	H: 1 LOB: 1 BB: 1 P: 28	R: 0 E: 0 K: 2 S: 10	H: 0 LOB: 0 BB: 0 P: 14	R: 1 E: 0 K: 0 S: 13	H: 2 LOB: 3 BB: 1 P: 25	R: 0 E: 1 K: 2 S: 11	H: 1 LOB: 1 BB: 0 P: 14	R: 0 E: 0 K: 2 S: 11	H: 0 LOB: 0 BB: 0 P: 15	R: 0 E: 0 K: 1 S: 8	H: 0 LOB: 0 BB: 0 P: 16		R: 3 E: 0 K: 2 S: 18	H: 4 LOB: 1 BB: 0 P: 30	1B: 9 2B: 0 3B: 0 HR: 1	SF: 0 SAC: 0 DP: 1 HBP: 1	WP: 1 PB: 0 SB: 3 CS: 0	PA: 40		
<b>PITCHER</b>	IP	WLS	BF	H	R	ER	SO	BB	IBB	HBP	BLK	WP	HR	S	P	ERA	WHIP								
Kris Benson, R ERA: 3.86	4.2		22	5	2	2	6	2	0	1	0	1	0	52	88	3.86	1.500								
Aaron Heilman, R ERA: 4.19	3.1	W	11	1	0	0	5	1	0	0	0	0	0	33	49	0.00	0.600								
Mike DeJean, R ERA: 6.3	0.2		6	4	3	3	1	0	0	0	0	0	1	15	25	40.50	6.000								
Braden Loooper, R ERA: 5.11	0.1	S	1	0	0	0	1	0	0	0	0	0	0	3	5	0.00	0.000								

Batter	1	2	3	4	5	6	7	8	9	AB	R	H	RBI	BB	SO	LOB	BOTTOM								
7 José Reyes, S OBP: 0.296, SLG: 0.418	F7	F8		S 1B	K			SH1-3		4	0	1	0	0	1	5	Philadelphia Phillies @ New York Mets Shea Stadium, Flushing, NY Thu May 05 2005, 1:10 PM EDT Att: 19,553 - Sunny - 59 F								
Kazuo Matsui, S OBP: 0.305, SLG: 0.299	G4-3		15 FC3-6 1B	F9		G3		G4-3		5	0	1	0	0	0	2									
15 Carlos Beltrán, S OBP: 0.346, SLG: 0.452	F8		FC3-6 31 BB 1B		G3-1		K		31 HR BB	4	1	0	0	1	1	1									
31 Mike Piazza, R OBP: 0.300, SLG: 0.407 Mike DeJean, R OBP: 0.300, SLG: 0.407 Braden Loooper, R OBP: 0.300, SLG: 0.407	G6-3		BB	2B 5 2B 1B			FC5-4 1B		HR	5	2	4	3	0	0	0									
Mike Cameron, R OBP: 0.600, SLG: 1.000	2B HBP		K		5 2B 2B		FC5-4 1B		HR	0	0	0	0	0	0	0									
Doug Mientkiewicz, L OBP: 0.330, SLG: 0.387	2B HBP				5 2B IBB				2B	4	2	2	0	0	1	3									
5 David Wright, R OBP: 0.391, SLG: 0.478	2B FC6-2 BB								P4	3	1	1	1	2	0	1									
Victor Diaz, R OBP: 0.427, SLG: 0.545	FC6-2 2B									3	0	1	1	1	1	0									
Kris Benson, R ERA: 3.86 Aaron Heilman, R ERA: 4.19 Marlon Anderson, L OBP: 0.483, SLG: 0.500 11 Ramon Castro, R OBP: 0.259, SLG: 0.208	FC6-2 2B								G4-3 31 HR SH1-3 1B	2	0	0	0	0	0	2									
<b>Inning Stats</b>	R: 2 E: 0 K: 0 S: 8	H: 2 LOB: 2 BB: 1 P: 14	R: 2 E: 0 K: 0 S: 14	H: 2 LOB: 3 BB: 1 P: 23	R: 0 E: 0 K: 2 S: 11	H: 2 LOB: 3 BB: 1 P: 22	R: 0 E: 0 K: 1 S: 15	H: 1 LOB: 1 BB: 0 P: 20	R: 2 E: 0 K: 2 S: 12	H: 3 LOB: 3 BB: 2 P: 25	R: 0 E: 0 K: 1 S: 7	H: 1 LOB: 1 BB: 0 P: 9	R: 0 E: 0 K: 1 S: 7	H: 0 LOB: 0 BB: 0 P: 14	R: 3 E: 0 K: 0 S: 10	H: 3 LOB: 1 BB: 1 P: 17		1B: 6 2B: 5 3B: 0 HR: 1	SF: 0 SAC: 1 DP: 0 HBP: 1	WP: 0 PB: 0 SB: 1 CS: 0	PA: 42				
<b>PITCHER</b>	IP	WLS	BF	H	R	ER	SO	BB	IBB	HBP	BLK	WP	HR	S	P	ERA	WHIP								
Vicente Padilla, R ERA: 10.57	4.1	L	26	8	4	4	3	2	2	1	0	0	0	54	97	8.31	2.308								
63 Ryan Madson, R ERA: 3.52	2.2		9	1	0	0	4	0	0	0	0	0	0	20	30	0.00	0.375								
Tim Worrell, R ERA: 9.82	1.0		7	3	3	3	0	1	0	0	0	0	1	10	17	27.00	4.000								



Batter	1	2	3	4	5	6	7	8	9	AB	R	H	RBI	BB	SO	LOB	TOP										
11 Jimmy Rollins, S OBP: 0.296, SLG: 0.381	L9	K			G4-3			P4		4	0	0	0	0	1	3	<b>Philadelphia Phillies @ Chicago Cubs</b> Wrigley Field, Chicago, IL Fri May 06 2005, 2:20 PM CDT Att: 38,767 - Partly Cloudy - 65 F										
26 Chase Utley, L OBP: 0.360, SLG: 0.522	F8		K		K			K		4	0	0	0	0	3	0											
Bobby Abreu, L OBP: 0.386, SLG: 0.380	K		K		G4-3			G4-3		4	0	0	0	0	2	0											
Pat Burrell, R OBP: 0.388, SLG: 0.552 Jason Michaels, R OBP: 0.425, SLG: 0.362		HR		1B		K			BB 1B E 1B	4	1	3	1	0	1	0											
David Bell, R OBP: 0.269, SLG: 0.333		1B 2B		G6-3		F8			BB E 1B	4	1	2	0	0	0	1											
6 Ryan Howard, L OBP: 0.182, SLG: 0.100					G4-3			G6-3		3	0	0	0	1	1	2											
Marlon Byrd, R OBP: 0.371, SLG: 0.500 Jose Offerman, S OBP: 0.308, SLG: 0.286 Todd Pratt, R OBP: 0.238, SLG: 0.350								G6-3		2	0	1	0	1	0	0											
Mike Lieberthal, R OBP: 0.290, SLG: 0.298 Placido Polanco, R OBP: 0.350, SLG: 0.286									E BB 1-2 2-3	0	0	0	0	1	0	0											
Mike Lieberthal, R OBP: 0.290, SLG: 0.298 Placido Polanco, R OBP: 0.350, SLG: 0.286								P4		3	0	0	0	0	1	4											
Cory Lidle, R OBP: 0.182, SLG: 0.100 Rheal Cormier, L OBP: 0.500, SLG: 0.500								P6		3	0	0	0	0	2	4											
Billy Wagner, L OBP: 0.500, SLG: 0.500										1	0	0	0	0	1	2											
<b>Inning Stats</b>	R: 0 E: 0 K: 1 S: 5	H: 0 LOB: 0 BB: 0 P: 10	R: 1 E: 0 K: 3 S: 18	H: 3 LOB: 3 BB: 1 P: 28	R: 0 E: 0 K: 2 S: 12	H: 1 LOB: 1 BB: 0 P: 18	R: 0 E: 0 K: 1 S: 8	H: 0 LOB: 0 BB: 1 P: 14	R: 0 E: 0 K: 1 S: 7	H: 0 LOB: 0 BB: 0 P: 10	R: 0 E: 0 K: 1 S: 6	H: 0 LOB: 0 BB: 0 P: 9	R: 0 E: 0 K: 1 S: 6	H: 0 LOB: 0 BB: 0 P: 7	R: 0 E: 0 K: 1 S: 6	H: 0 LOB: 0 BB: 0 P: 9		R: 2 E: 1 K: 2 S: 14	H: 2 LOB: 2 BB: 1 P: 25	1B: 4 2B: 1 3B: 0 HR: 1	SF: 0 SAC: 0 DP: 0 HBP: 0	WP: 0 PB: 0 SB: 0 CS: 0	PA: 36				
<b>PITCHER</b>	IP	WLS	BF	H	R	ER	SO	BB	IBB	HBP	BLK	WP	HR	S	P	ERA	WHIP										
22 Mark Prior, R ERA: 3.09 LaTroy Hawkins, R ERA: 3.86	8.0		30	4	1	1	10	2	0	0	0	0	1	68	105	1.12	0.750										
25 Derrek Lee, R OBP: 0.500, SLG: 0.784	1.0	L	6	2	2	0	2	1	0	0	0	0	0	14	25	0.00	3.000										

AB	33
R	3
H	6
RBI	1
BB	3
SO	12
LOB	17



Batter	1	2	3	4	5	6	7	8	9	AB	R	H	RBI	BB	SO	LOB	BOTTOM										
Jerry Hairston, R OBP: 0.363, SLG: 0.346	L5		F7			16 1B S BB		SH1-4		2	0	0	0	1	0	0	<b>Philadelphia Phillies @ Chicago Cubs</b> Wrigley Field, Chicago, IL Fri May 06 2005, 2:20 PM CDT Att: 38,767 - Partly Cloudy - 65 F										
Corey Patterson, L OBP: 0.280, SLG: 0.395	G4-3				G4-3			G3		4	0	0	0	0	1	2											
25 Derrek Lee, R OBP: 0.500, SLG: 0.784	K									3	1	2	2	1	1	0											
16 Aramis Ramirez, R OBP: 0.331, SLG: 0.476		G5-3			G5-3			G5-3		4	0	1	0	0	0	1											
Jeromy Burnitz, L OBP: 0.331, SLG: 0.546		G4-3 2B			G3			F9		4	0	1	0	0	0	4											
Nefti Perez, S OBP: 0.348, SLG: 0.464										4	0	0	0	0	0	1											
Todd Hollandsworth, L OBP: 0.364, SLG: 0.369 Michael Barrett, R OBP: 0.261, SLG: 0.417										3	0	0	0	0	1	1											
24 Henry Blanco, R OBP: 0.087, SLG: 0.217										3	0	0	0	0	0	0											
22 Mark Prior, R OBP: 0.364, SLG: 0.455 Jose Macias, S OBP: 0.259, SLG: 0.240 LaTroy Hawkins, R ERA: 0.73										2	0	0	0	0	0	0											
22 Mark Prior, R ERA: 4.11 Rheal Cormier, L ERA: 4.91 Billy Wagner, L ERA: 0.73	7.1		H	1	0	0	0	0	0	0	0	0	0	0	0	0											
24 Henry Blanco, R OBP: 0.087, SLG: 0.217	0.1	H	1	0	0	0	0	0	0	0	0	0	0	0	0	0											
Billy Wagner, L ERA: 0.73	1.1	W	5	1	1	1	0	0	0	0	1	10	20	6.75	0.750												
<b>PITCHER</b>	IP	WLS	BF	H	R	ER	SO	BB	IBB	HBP	BLK	WP	HR	S	P	ERA	WHIP										
Cory Lidle, R ERA: 4.11 Rheal Cormier, L ERA: 4.91 Billy Wagner, L ERA: 0.73	7.1		28	4	1	1	3	2	0	0	0	0	0	63	98	1.23	0.818										
24 Henry Blanco, R OBP: 0.087, SLG: 0.217	0.1	H	1	0	0	0	0	0	0	0	0	0	0	1	2	0.00	0.000										
Billy Wagner, L ERA: 0.73	1.1	W	5	1	1	1	0	0	0	0	0	0	1	10	20	6.75	0.750										
<b>PITCHER</b>	IP	WLS	BF	H	R	ER	SO	BB	IBB	HBP	BLK	WP	HR	S	P	ERA	WHIP										
Cory Lidle, R ERA: 4.11 Rheal Cormier, L ERA: 4.91 Billy Wagner, L ERA: 0.73	7.1		28	4	1	1	3	2	0	0	0	0	0	63	98	1.23	0.818										
24 Henry Blanco, R OBP: 0.087, SLG: 0.217	0.1	H	1	0	0	0	0	0	0	0	0	0	0	1	2	0.00	0.000										
Billy Wagner, L ERA: 0.73	1.1	W	5	1	1	1	0	0	0	0	0	0	1	10	20	6.75	0.750										
<b>PITCHER</b>	IP	WLS	BF	H	R	ER	SO	BB	IBB	HBP	BLK	WP	HR	S	P	ERA	WHIP										
Cory Lidle, R ERA: 4.11 Rheal Cormier, L ERA: 4.91 Billy Wagner, L ERA: 0.73	7.1		28	4	1	1	3	2	0	0	0	0	0	63	98	1.23	0.818										
24 Henry Blanco, R OBP: 0.087, SLG: 0.217	0.1	H	1	0	0	0	0	0	0	0	0	0	0	1	2	0.00	0.000										
Billy Wagner, L ERA: 0.73	1.1	W	5	1	1	1	0	0	0	0	0	0	1	10	20	6.75	0.750										
<b>PITCHER</b>	IP	WLS	BF	H	R	ER	SO	BB	IBB	HBP	BLK	WP	HR	S	P	ERA	WHIP										
Cory Lidle, R ERA: 4.11 Rheal Cormier, L ERA: 4.91 Billy Wagner, L ERA: 0.73	7.1		28	4	1	1	3	2	0	0	0	0	0	63	98	1.23	0.818										
24 Henry Blanco, R OBP: 0.087, SLG: 0.217	0.1	H	1	0	0	0	0	0	0	0	0	0	0	1	2	0.00	0.000										
Billy Wagner, L ERA: 0.73	1.1	W	5	1	1	1	0	0	0	0	0	0	1	10	20	6.75	0.750										
<b>PITCHER</b>	IP	WLS	BF	H	R	ER	SO	BB	IBB	HBP	BLK	WP	HR	S	P	ERA	WHIP										
Cory Lidle, R ERA: 4.11 Rheal Cormier, L ERA: 4.91 Billy Wagner, L ERA: 0.73	7.1		28	4	1	1	3	2	0	0	0	0	0	63	98	1.23	0.818										
24 Henry Blanco, R OBP: 0.087, SLG: 0.217	0.1	H	1	0	0	0	0	0	0	0	0	0	0	1	2	0.00	0.000										
Billy Wagner, L ERA: 0.73	1.1	W	5	1	1	1	0	0	0	0	0	0	1	10	20	6.75	0.750										
<b>PITCHER</b>	IP	WLS	BF	H	R	ER	SO	BB	IBB	HBP	BLK	WP	HR	S	P	ERA	WHIP										
Cory Lidle, R ERA: 4.11 Rheal Cormier, L ERA: 4.91 Billy Wagner, L ERA: 0.73	7.1		28	4	1	1	3	2	0	0	0	0	0	63	98	1.23	0.818										
24 Henry Blanco, R OBP: 0.087, SLG: 0.217	0.1	H	1	0	0	0	0	0	0	0	0	0	0	1	2	0.00	0.000										
Billy Wagner, L ERA: 0.73	1.1	W	5	1	1	1	0	0	0	0	0	0	1	10	20	6.75	0.750										
<b>PITCHER</b>	IP	WLS	BF	H	R	ER	SO	BB	IBB	HBP	BLK	WP	HR	S	P	ERA	WHIP										
Cory Lidle, R ERA: 4.11 Rheal Cormier, L ERA: 4.91 Billy Wagner, L ERA: 0.73	7.1		28	4	1	1	3	2	0	0	0	0	0	63	98	1.23	0.818										
24 Henry Blanco, R OBP: 0.087, SLG: 0.217	0.1	H	1	0	0	0	0	0	0	0	0	0	0	1	2	0.00	0.000										
Billy Wagner, L ERA: 0.73	1.1	W	5	1	1	1	0	0	0	0	0	0	1	10	20	6.75	0.750										
<b>PITCHER</b>	IP	WLS	BF	H	R	ER	SO	BB	IBB	HBP	BLK	WP	HR	S	P	ERA	WHIP										
Cory Lidle, R ERA: 4.11 Rheal Cormier, L ERA: 4.91 Billy Wagner, L ERA: 0.73	7.1		28	4	1	1	3	2	0	0	0	0	0	63	98	1.23	0.818										
24 Henry Blanco, R OBP: 0.087, SLG: 0.217	0.1	H	1	0	0	0	0	0	0	0	0	0	0	1	2	0.00	0.000										
Billy Wagner, L ERA: 0.73	1.1	W	5	1	1	1	0	0	0	0	0	0	1	10	20	6.75	0.750										
<b>PITCHER</b>	IP	WLS	BF	H	R	ER	SO	BB	IBB	HBP	BLK	WP	HR	S	P	ERA	WHIP										
Cory Lidle, R ERA: 4.11 Rheal Cormier, L ERA: 4.91 Billy Wagner, L ERA: 0.73	7.1		28	4	1	1	3	2	0	0	0	0	0	63	98	1.23	0.818										
24 Henry Blanco, R OBP: 0.087, SLG: 0.217	0.1	H	1	0	0	0	0	0	0	0	0	0	0	1	2	0.00	0.000										
Billy Wagner, L ERA: 0.73	1.1	W	5	1	1	1	0	0	0	0	0	0	1	10	20	6.75	0.750										
<b>PITCHER</b>	IP	WLS	BF	H	R	ER	SO	BB	IBB	HBP	BLK	WP	HR	S	P	ERA	WHIP										
Cory Lidle, R ERA: 4.11 Rheal Cormier, L ERA: 4.91 Billy Wagner, L ERA: 0.73	7.1		28	4	1	1	3	2	0	0	0	0	0	63	98	1.23	0.818										
24 Henry Blanco, R OBP: 0.087, SLG: 0.217	0.1	H	1	0	0	0	0	0	0	0	0	0	0	1	2	0.00	0.000										
Billy Wagner, L ERA: 0.73	1.1	W	5	1	1	1	0	0	0	0	0	0	1	10	20	6.75	0.750										
<b>PITCHER</b>	IP	WLS	BF	H	R	ER	SO	BB	IBB	HBP	BLK	WP	HR	S	P	ERA	WHIP										

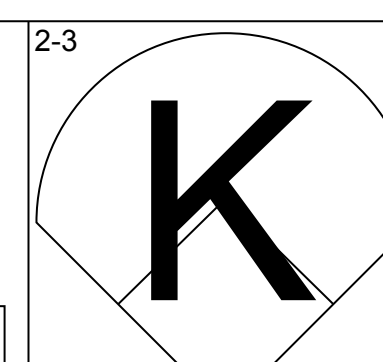
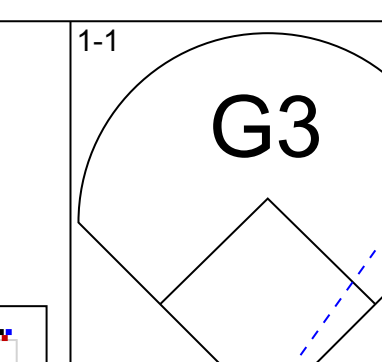
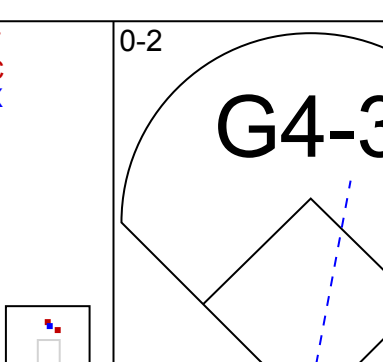
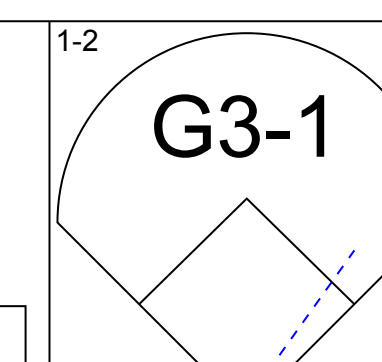
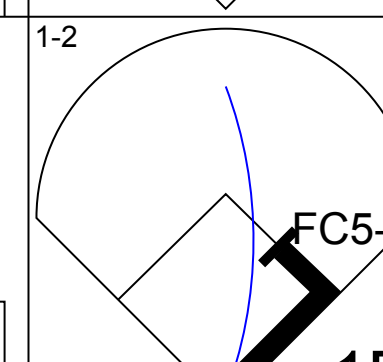
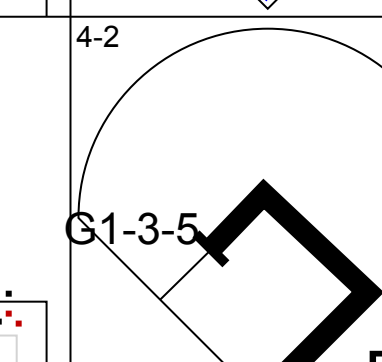
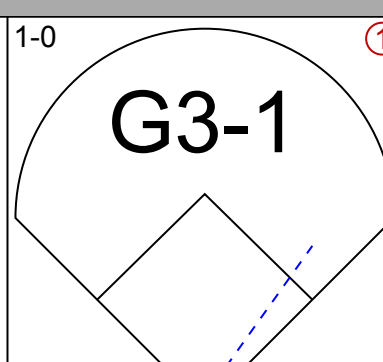
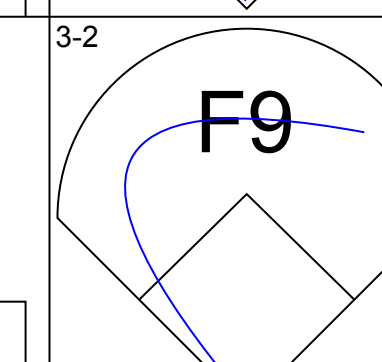
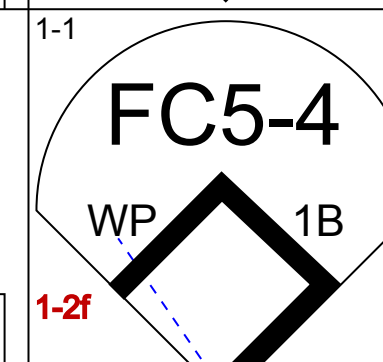
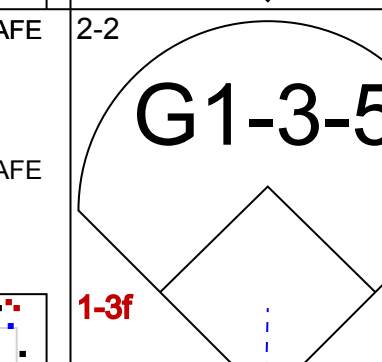
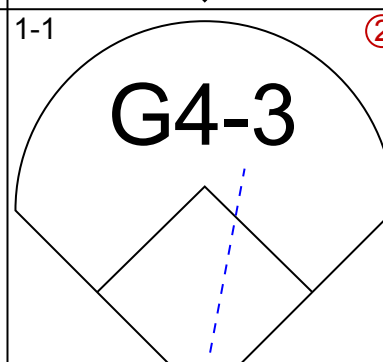
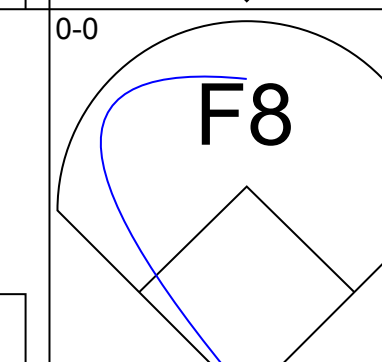
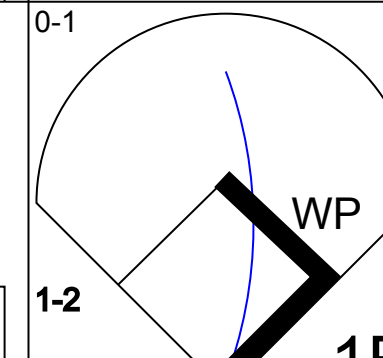
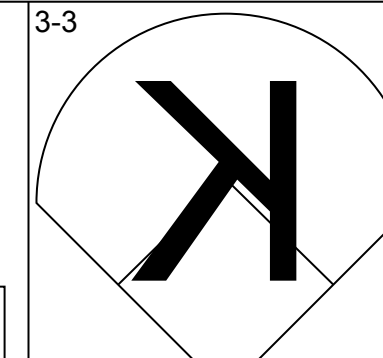
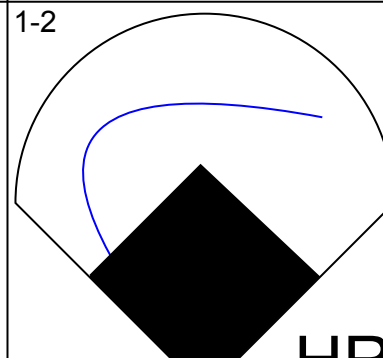
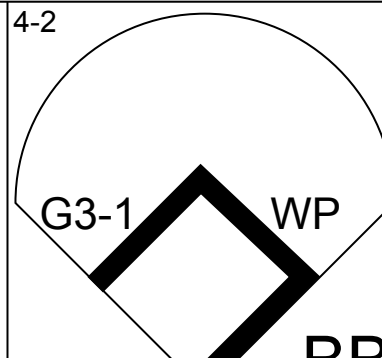
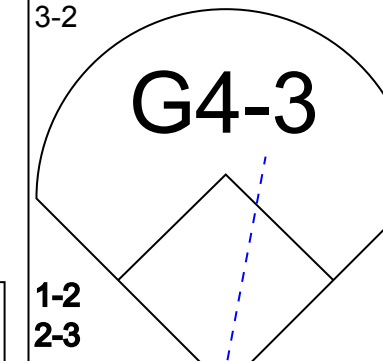
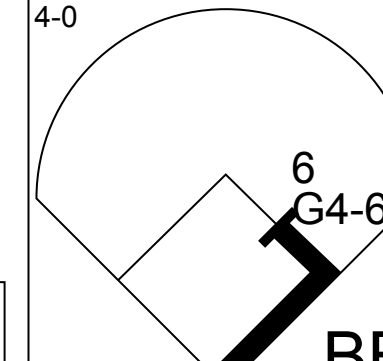
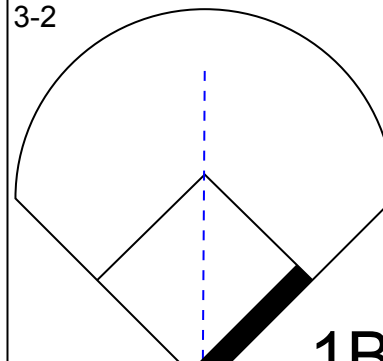
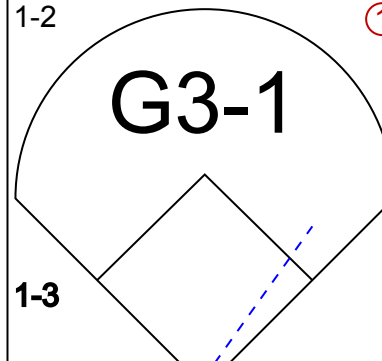
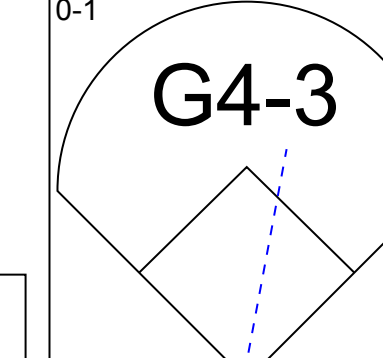
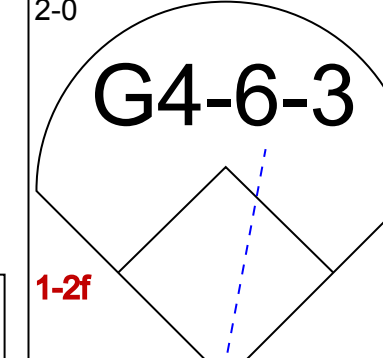
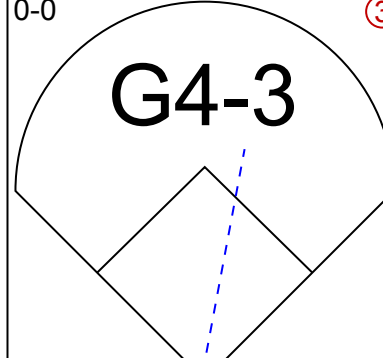
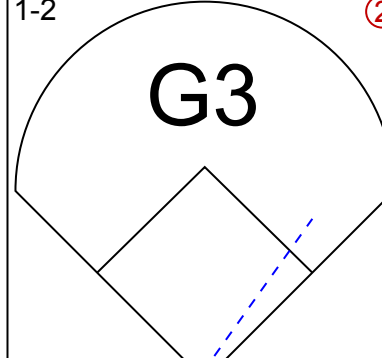
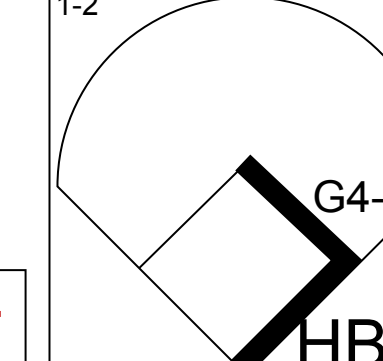
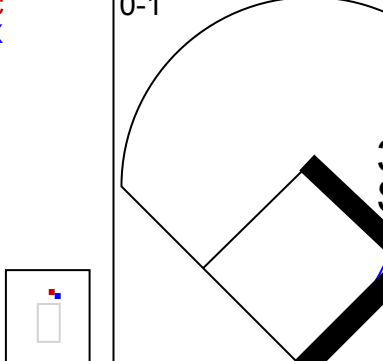
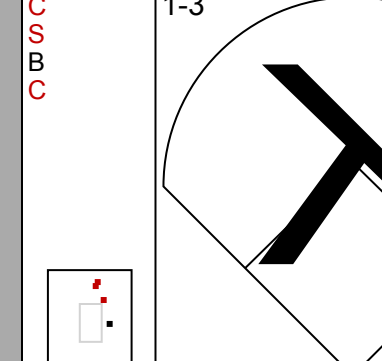
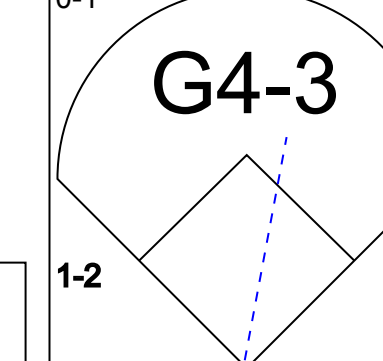
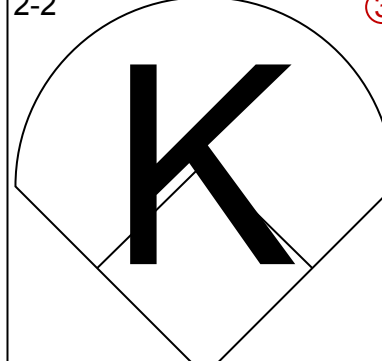
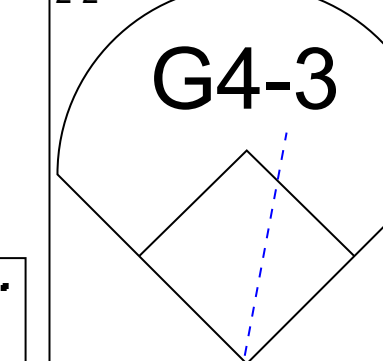
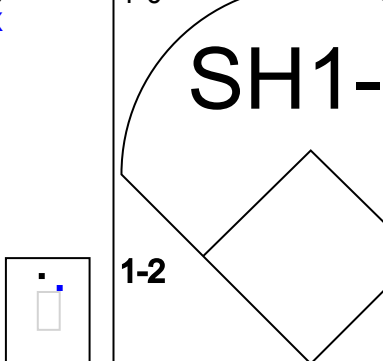
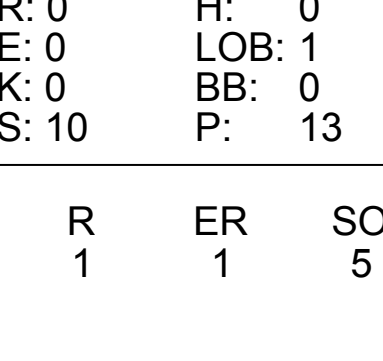
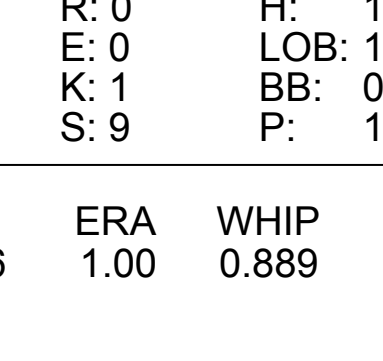


Batter	1	2	3	4	5	6	7	8	9	AB	R	H	RBI	BB	SO	LOB	TOP				
11 Jimmy Rollins, S OBP: 0.293, SLG: 0.374										5	0	1	1	0	1	3	Philadelphia Phillies @ Chicago Cubs Wrigley Field, Chicago, IL Sat May 07 2005, 1:20 PM CDT Att: 38,933 - Overcast - 45 F				
Placido Polanco, R OBP: 0.341, SLG: 0.280										5	0	1	0	0	0	3					
Bobby Abreu, L OBP: 0.390, SLG: 0.393										4	0	2	0	0	0	0					
Pat Burrell, R OBP: 0.375, SLG: 0.530										4	0	0	0	0	3	3					
David Bell, R OBP: 0.268, SLG: 0.330										4	0	1	0	0	0	1					
Jason Michaels, R OBP: 0.426, SLG: 0.377										3	1	1	0	1	1	1					
Tomas Perez, S OBP: 0.387, SLG: 0.321										3	2	1	0	1	1	2					
Mike Lieberthal, R OBP: 0.299, SLG: 0.318										4	1	2	0	0	0	2					
21 Jon Lieber, L										2	0	0	1	0	1	1					
63 Ryan Madson, S OBP: 0.333, SLG: 0.318										0	0	0	0	0	0	0					
Jose Offerman, S OBP: 0.500, SLG: 0.500										1	0	1	2	0	0	0					
Billy Wagner, L										0	0	0	0	0	0	0					
<b>Inning Stats</b>	R: 0 E: 0 K: 1 S: 9	H: 0 LOB: 0 BB: 0 P: 11	R: 0 E: 0 K: 1 S: 9	H: 1 LOB: 1 BB: 1 P: 17	R: 0 E: 0 K: 0 S: 10	H: 1 LOB: 1 BB: 0 P: 15	R: 0 E: 0 K: 1 S: 10	H: 1 LOB: 1 BB: 0 P: 17	R: 2 E: 0 K: 1 S: 17	H: 5 LOB: 2 BB: 0 P: 28	R: 0 E: 0 K: 2 S: 9	H: 0 LOB: 0 BB: 0 P: 12	R: 0 E: 0 K: 1 S: 7	H: 0 LOB: 0 BB: 0 P: 7	R: 0 E: 0 K: 0 S: 9	H: 0 LOB: 0 BB: 0 P: 14	R: 2 E: 1 K: 0 S: 13	H: 2 LOB: 2 BB: 1 P: 27	1B: 7 2B: 3 3B: 0 HR: 0	SF: 0 SAC: 1 DP: 1 HBP: 0	WP: 0 PA: 38 PB: 0 SB: 1 CS: 0
<b>PITCHER</b>	IP WLS BF H R ER SO BB IBB HBP BLK WP HR S P ERA WHIP																				
Glendon Rusch, L ERA: 2.7	4.2 L 21 8 2 2 3 1 0 0 0 0 0 52 82 3.86 1.929																				
Todd Wellemeyer, R ERA: 3.89	2.1 7 0 0 0 4 0 0 0 0 0 0 19 25 0.00 0.000																				
43 Michael Wuerztz, R ERA: 4.6	1.1 8 2 2 1 0 1 0 0 0 0 0 18 33 6.75 2.250																				
Mike Remlinger, L ERA: 4.82	0.2 2 0 0 0 0 0 0 0 0 0 0 4 8 0.00 0.000																				

Batter	1	2	3	4	5	6	7	8	9	AB	R	H	RBI	BB	SO	LOB	BOTTOM				
Corey Patterson, L OBP: 0.295, SLG: 0.422										2	1	1	1	2	1	0	Philadelphia Phillies @ Chicago Cubs Wrigley Field, Chicago, IL Sat May 07 2005, 1:20 PM CDT Att: 38,933 - Overcast - 45 F				
Nefti Perez, S OBP: 0.337, SLG: 0.448										3	0	0	0	0	0	2					
25 Derrek Lee, R OBP: 0.492, SLG: 0.764										4	0	1	0	0	2	1					
16 Aramis Ramirez, R OBP: 0.328, SLG: 0.468										4	0	1	0	0	1	1					
Jeremy Burnitz, L OBP: 0.328, SLG: 0.532										3	0	0	0	1	1	3					
Michael Barrett, R OBP: 0.281, SLG: 0.409										4	0	1	0	0	0	3					
Todd Hollandsworth, L OBP: 0.295, SLG: 0.337										3	0	0	0	0	2	0					
Jerry Hairston, R OBP: 0.359, SLG: 0.342										1	0	0	0	0	0	2					
Jose Macias, S OBP: 0.267, SLG: 0.250										3	0	1	0	0	0	0					
43 Michael Wuerztz, R										0	0	0	0	0	0	0					
Mike Remlinger, L										0	0	0	0	0	0	0					
Jason Dubois, R OBP: 0.344, SLG: 0.700										1	0	0	0	0	1	1					
Glendon Rusch, L										1	0	0	0	0	0	0					
Todd Wellemeyer, R										1	0	0	0	0	1	1					
5 Ronny Cedeno, R OBP: 0.273, SLG: 0.545										1	0	0	0	0	0	0					
<b>Inning Stats</b>	R: 1 E: 0 K: 1 S: 11	H: 1 LOB: 0 BB: 0 P: 16	R: 0 E: 0 K: 1 S: 6	H: 0 LOB: 0 BB: 0 P: 8	R: 0 E: 0 K: 1 S: 8	H: 0 LOB: 0 BB: 0 P: 11	R: 0 E: 0 K: 0 S: 11	H: 2 LOB: 2 BB: 0 P: 12	R: 0 E: 0 K: 2 S: 13	H: 1 LOB: 2 BB: 1 P: 23	R: 0 E: 1 K: 0 S: 7	H: 0 LOB: 1 BB: 0 P: 11	R: 0 E: 0 K: 1 S: 13	H: 0 LOB: 0 BB: 0 P: 16	R: 0 E: 0 K: 2 S: 10	H: 0 LOB: 1 BB: 1 P: 17	R: 0 E: 0 K: 1 S: 13	H: 1 LOB: 1 BB: 1 P: 21	1B: 4 2B: 0 3B: 0 HR: 1	SF: 0 SAC: 1 DP: 1 HBP: 0	WP: 1 PA: 35 PB: 0 SB: 1 CS: 0
<b>PITCHER</b>	IP WLS BF H R ER SO BB IBB HBP BLK WP HR S P ERA WHIP																				
21 Jon Lieber, R ERA: 2.57	7.1 W 29 4 1 1 6 2 0 0 0 0 1 72 104 1.23 0.818																				
63 Ryan Madson, R ERA: 3.89	0.2 H 2 0 0 0 2 0 0 0 0 0 1 7 10 0.00 0.000																				
Billy Wagner, L ERA: 0.68	1.0 S 4 1 0 0 1 1 0 0 0 0 0 0 13 21 0.00 2.000																				



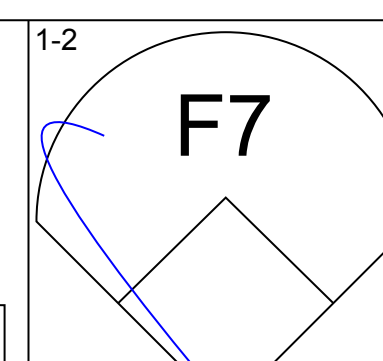
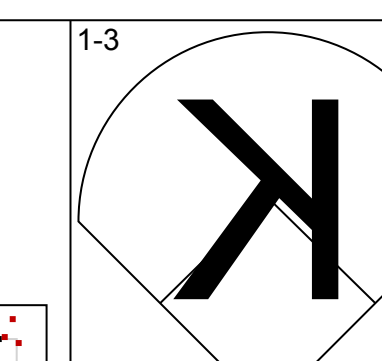
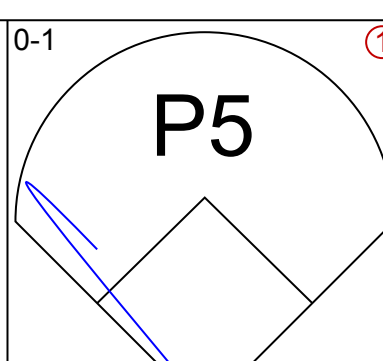
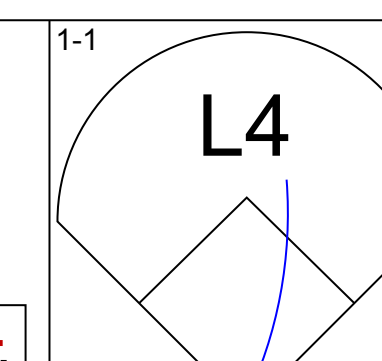
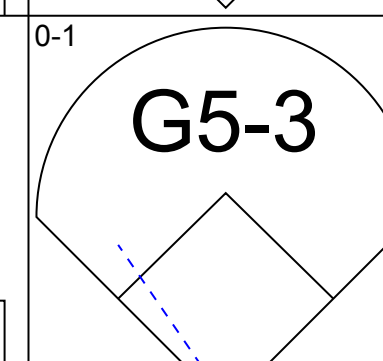
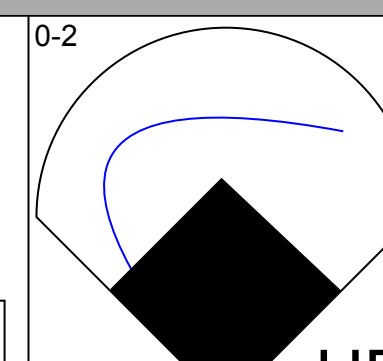
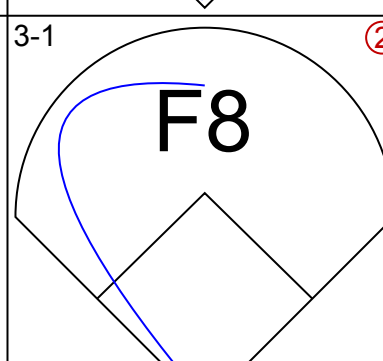
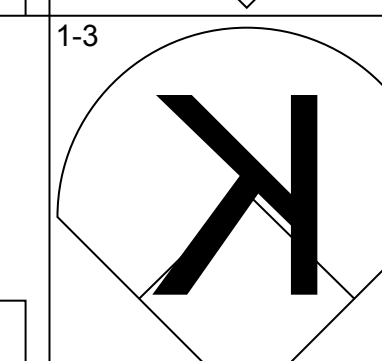
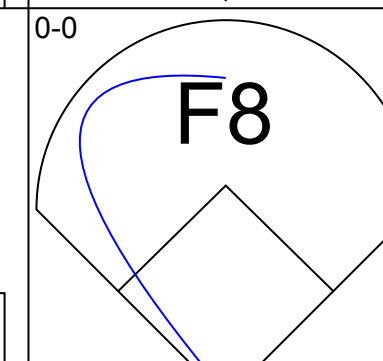
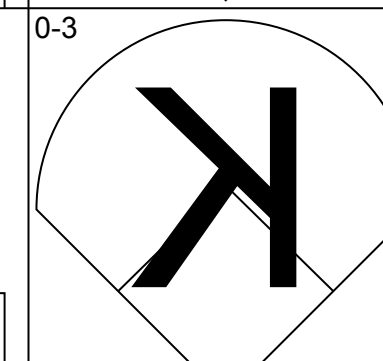
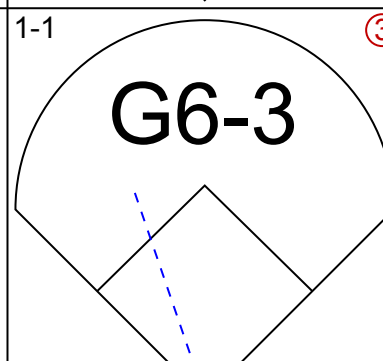
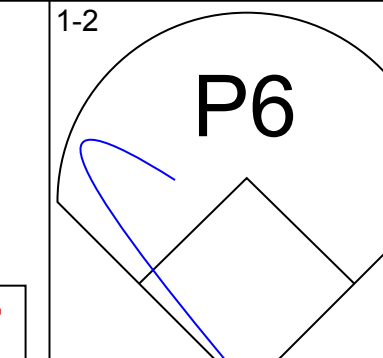
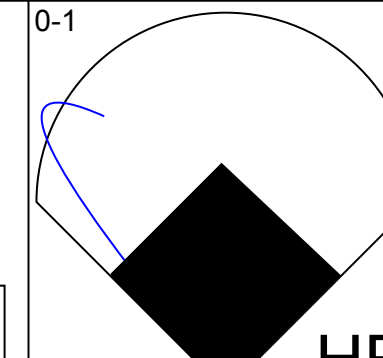
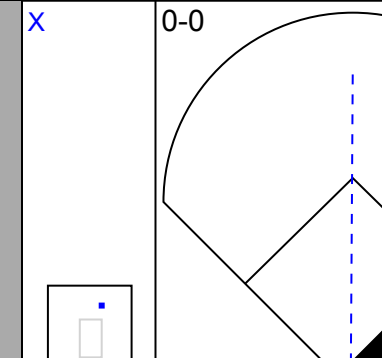

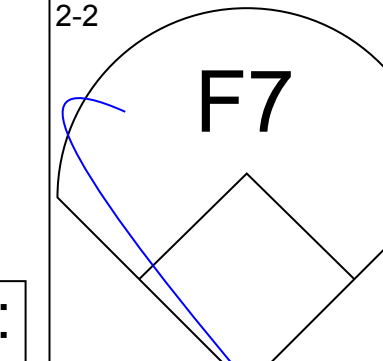
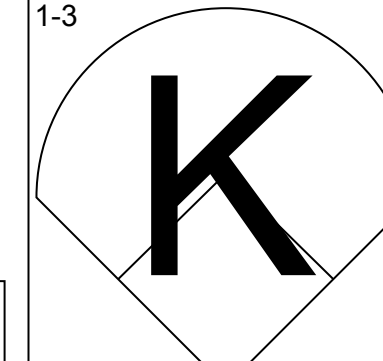
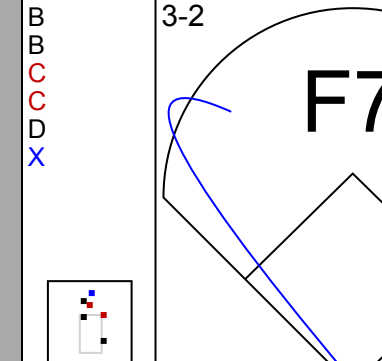
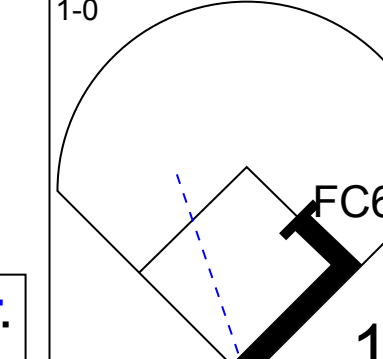
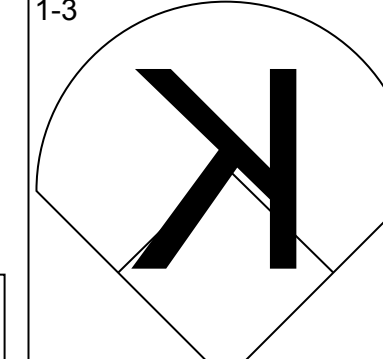
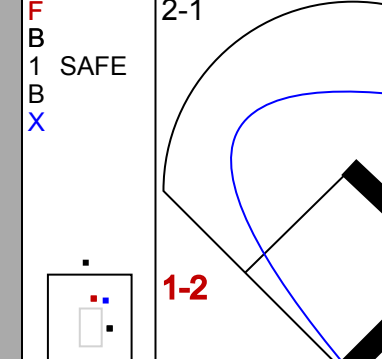
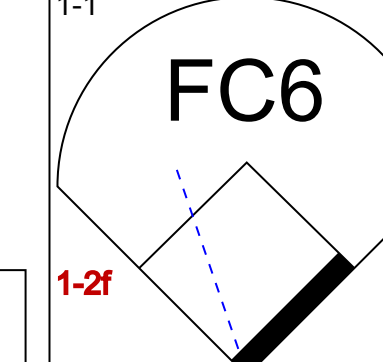
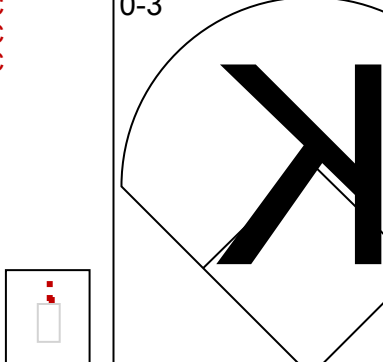
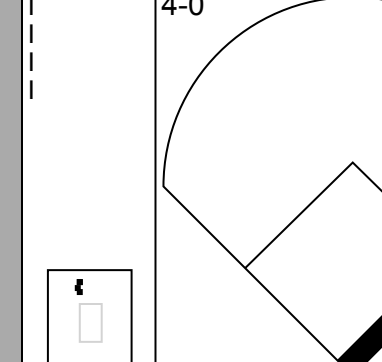
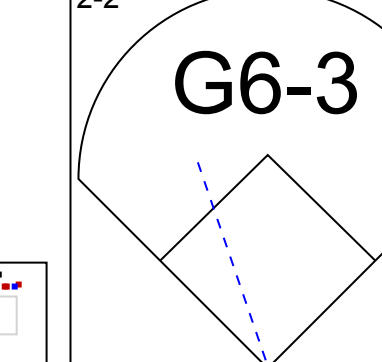
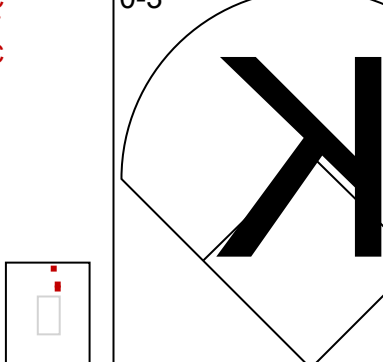
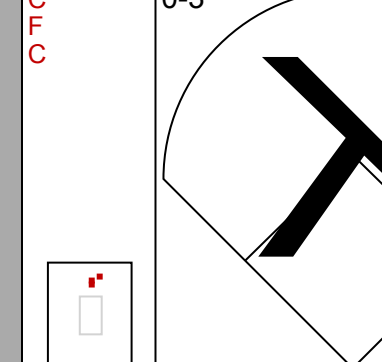
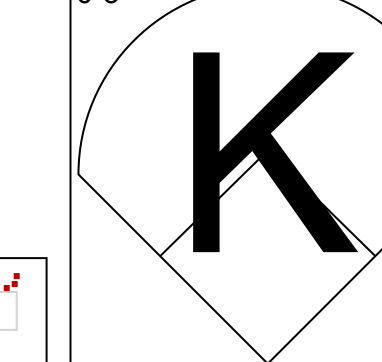
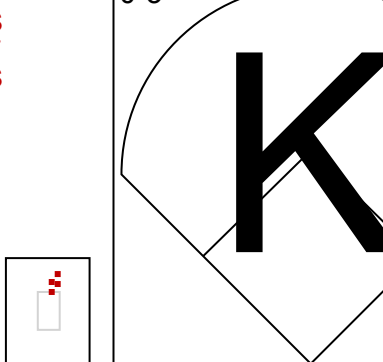
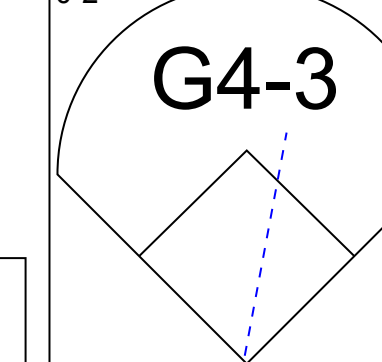


Batter	1	2	3	4	5	6	7	8	9	AB	R	H	RBI	BB	SO	LOB	TOP			
11 Jimmy Rollins, S OBP: 0.285, SLG: 0.363										4	0	0	0	0	1	1				
26 Chase Utley, L OBP: 0.397, SLG: 0.514										3	0	1	0	1	0	0				
Placido Polanco, R OBP: 0.326, SLG: 0.266										4	0	0	0	0	0	2				
Bobby Abreu, L OBP: 0.400, SLG: 0.426										3	1	2	1	1	1	0				
David Bell, R OBP: 0.276, SLG: 0.330										3	0	1	0	1	0	3				
6 Ryan Howard, L OBP: 0.133, SLG: 0.071										4	0	0	0	0	0	3				
Marlon Byrd, R OBP: 0.500, SLG: 0.500										2	0	1	0	0	1	0				
Jose Offerman, S OBP: 0.321, SLG: 0.304										1	0	0	0	0	1	1				
Todd Pratt, R OBP: 0.208, SLG: 0.304										3	0	0	0	0	1	2				
39 Brett Myers, R (1, 1)										2	0	0	0	0	0	1				
<b>Inning Stats</b>	R: 0 E: 0 K: 1 S: 17	H: 2 LOB: 2 BB: 0 P: 24	R: 0 E: 0 K: 0 S: 10	H: 0 LOB: 1 BB: 0 P: 13	R: 0 E: 0 K: 0 S: 7	H: 0 LOB: 0 BB: 1 P: 14	R: 0 E: 0 K: 1 S: 5	H: 0 LOB: 0 BB: 1 P: 14	R: 0 E: 0 K: 0 S: 9	H: 1 LOB: 1 BB: 0 P: 10	R: 1 E: 0 K: 0 S: 12	H: 2 LOB: 1 BB: 0 P: 18	R: 0 E: 0 K: 1 S: 7	H: 0 LOB: 0 BB: 0 P: 10	R: 0 E: 0 K: 0 S: 14	H: 0 LOB: 1 BB: 1 P: 22	1B: 4 2B: 1 3B: 0 HR: 1	SF: 0 SAC: 1 DP: 2 HBP: 1	WP: 2 PB: 0 SB: 0 CS: 0	PA: 34
<b>PITCHER</b> 38 Carlos Zambrano, R ERA: 3.61	IP: 9.0 WLS: W BF: 34	H: 5 R: 1 ER: 1 SO: 5	BB: 3 IBB: 0 HBP: 1 BLK: 0	WP: 2 HR: 1 S: 88 P: 136	ERA: 1.00 WHIP: 0.889															

Philadelphia Phillies @ Chicago Cubs  
Wrigley Field, Chicago, IL  
Sun May 08 2005, 1:20 PM CDT  
Att: 38,656 - Sunny - 69 F

AB	29
R	1
H	5
RBI	1
BB	3
SO	5
LOB	13



Batter	1	2	3	4	5	6	7	8	9	AB	R	H	RBI	BB	SO	LOB	BOTTOM			
Corey Patterson, L OBP: 0.286, SLG: 0.408										4	0	0	0	0	1	0				
Neftali Feliz, S OBP: 0.333, SLG: 0.473										4	1	1	1	0	1	0				
25 Derrek Lee, R OBP: 0.481, SLG: 0.743										3	0	0	0	0	1	0				
16 Aramis Ramirez, R OBP: 0.336, SLG: 0.500										3	1	2	1	0	0	0				
Jeremy Burnitz, L OBP: 0.320, SLG: 0.518										3	0	0	0	0	1	1				
Michael Barrett, R OBP: 0.274, SLG: 0.429										3	0	2	0	0	1	0				
Ben Griev, L OBP: 0.490, SLG: 0.333										2	0	0	0	1	1	1				
Todd Hollandsworth, L OBP: 0.295, SLG: 0.337										0	0	0	0	0	0	0				
Jerry Hairston, R OBP: 0.347, SLG: 0.329										3	0	0	0	0	2	2				
38 Carlos Zambrano, S OBP: 0.316, SLG: 0.474										3	0	0	0	0	2	0				
<b>Inning Stats</b>	R: 0 E: 0 K: 0 S: 6	H: 0 LOB: 0 BB: 0 P: 7	R: 0 E: 0 K: 0 S: 10	H: 1 LOB: 1 BB: 0 P: 15	R: 0 E: 0 K: 2 S: 10	H: 0 LOB: 0 BB: 0 P: 13	R: 2 E: 0 K: 3 S: 16	H: 2 LOB: 0 BB: 0 P: 18	R: 0 E: 0 K: 3 S: 10	H: 0 LOB: 0 BB: 0 P: 10	R: 0 E: 0 K: 0 S: 6	H: 0 LOB: 0 BB: 0 P: 10	R: 0 E: 0 K: 1 S: 9	H: 2 LOB: 2 BB: 1 P: 18	R: 0 E: 0 K: 1 S: 8	H: 0 LOB: 0 BB: 0 P: 10	1B: 2 2B: 1 3B: 0 HR: 2	SF: 0 SAC: 0 DP: 0 HBP: 0	WP: 0 PB: 0 SB: 0 CS: 1	PA: 29
<b>PITCHER</b> 39 Brett Myers, R ERA: 1.49	IP: 8.0 WLS: L BF: 29	H: 5 R: 2 ER: 2 SO: 10	BB: 0 IBB: 1 HBP: 0 BLK: 0	WP: 0 HR: 2 S: 75 P: 101	ERA: 2.25 WHIP: 0.625															

Philadelphia Phillies @ Chicago Cubs  
Wrigley Field, Chicago, IL  
Sun May 08 2005, 1:20 PM CDT  
Att: 38,656 - Sunny - 69 F

AB	28
R	2
H	5
RBI	2
BB	1
SO	10
LOB	4





Batter	1	2	3	4	5	6	7	8	9	AB	R	H	RBI	BB	SO	LOB	TOP								
Jason Michaels, R (1,8) OBP: 0.420, SLG: 0.415	F7		HR		G4-3			K		4	1	1	1	0	1	0	<b>Philadelphia Phillies @ Milwaukee Brewers</b> Miller Park, Milwaukee, WI Mon May 09 2005, 7:05 PM CDT Att. 11,103 - Roof Closed - 72 F								
Placido Polanco, R (1,6) OBP: 0.312, SLG: 0.253 Billy Wagner, L (9,1) OBP: 0.500, SLG: 0.500	F8		G6-3		L5			G3-1		4	0	0	0	0	0	0									
Bobby Abreu, L (1,9) OBP: 0.410, SLG: 0.466	2B		BB		HR			K		3	1	2	1	1	1	0									
Pat Burrell, R (1,7) OBP: 0.379, SLG: 0.524	HBP		F9		1B			K		3	0	1	0	0	1	1									
26 Chase Utley, L (1,4) OBP: 0.373, SLG: 0.595	G4-3			HR	G4-6-3			HR		4	2	2	2	0	0	3									
David Bell, R (1,5) OBP: 0.267, SLG: 0.319		F8		G5-3				K		4	0	0	0	0	1	0									
6 Ryan Howard, L (1,3) OBP: 0.105, SLG: 0.056		G1-3		K				K		4	0	0	0	0	2	0									
Mike Lieberthal, R (1,2) OBP: 0.290, SLG: 0.308		G6-3		G6-3				K2-3		3	0	0	0	0	1	0									
Randy Wolf, L (1,1) OBP: 0.143, SLG: 0.077 63 Ryan Madson, L (8,1) Rheal Cormier, L (8,1) 11 Jimmy Rollins, S (9,6) OBP: 0.285, SLG: 0.363			K		K			K		3	0	0	0	0	3	0									
<b>Inning Stats</b>	R: 0 E: 0 K: 0 S: 10	H: 1 LOB: 2 BB: 0 P: 16	R: 0 E: 0 K: 0 S: 4	H: 0 LOB: 0 BB: 0 P: 4	R: 1 E: 0 K: 1 S: 10	H: 1 LOB: 1 BB: 1 P: 20	R: 1 E: 0 K: 1 S: 7	H: 1 LOB: 0 BB: 0 P: 11	R: 0 E: 0 K: 0 S: 8	H: 0 LOB: 0 BB: 0 P: 9	R: 1 E: 0 K: 0 S: 8	H: 2 LOB: 0 BB: 0 P: 15	R: 0 E: 0 K: 3 S: 9	H: 0 LOB: 0 BB: 0 P: 13	R: 0 E: 0 K: 2 S: 8	H: 0 LOB: 0 BB: 0 P: 13		R: 1 E: 0 K: 2 S: 12	H: 1 LOB: 0 BB: 0 P: 19	1B: 1 2B: 1 3B: 0 HR: 4	SF: 0 SAC: 0 DP: 1 HBP: 1	WP: 0 PB: 0 SB: 0 CS: 0	PA: 34		
<b>PITCHER</b>	IP	WLS	BF	H	R	ER	SO	BB	IBB	HBP	BLK	WP	HR	S	P	ERA	WHIP								
Victor Santos, R (1,1) ERA: 3.05	7.0	L	27	5	3	3	6	1	0	1	0	0	3	56	88	3.86	0.857								
Matt Wise, R (8,1) ERA: 1.5	1.0		3	0	0	0	2	0	0	0	0	0	0	8	13	0.00	0.000								
Derrick Turnbow, R (9,1) ERA: 2.2	1.0		4	1	1	1	2	0	0	0	0	0	1	12	19	9.00	1.000								

Batter	1	2	3	4	5	6	7	8	9	AB	R	H	RBI	BB	SO	LOB	BOTTOM								
Brady Clark, R (1,8) OBP: 0.408, SLG: 0.473	G1-4-3		F8		G6-3			F9		5	0	0	0	0	0	0	<b>Philadelphia Phillies @ Milwaukee Brewers</b> Miller Park, Milwaukee, WI Mon May 09 2005, 7:05 PM CDT Att. 11,103 - Roof Closed - 72 F								
Jeff Cirillo, R (1,5) OBP: 0.357, SLG: 0.390	FC4-6 1B		K		G1-6-3 1B			K		4	0	2	0	0	2	0									
Geoff Jenkins, L (1,9) OBP: 0.227, SLG: 0.411 Derrick Turnbow, R (9,1)	FC4-6 1-2 1B			HR HBP	G1-6-3			2B 1B		3	1	1	0	0	0	2									
Carlos Lee, R (1,7) OBP: 0.321, SLG: 0.484	P3			HR				2B 1B		4	1	2	2	0	0	1									
Damian Miller, R (1,2) OBP: 0.361, SLG: 0.384			K		G5-3			FC5-4 IBB		3	0	0	0	1	1	0									
Junior Spivey, R (1,4) OBP: 0.303, SLG: 0.384			F7		7 2B BB			K		2	0	0	0	2	1	3									
Wes Helms, R (1,3) OBP: 0.227, SLG: 0.409 Lyle Overbay, L (8,PH) OBP: 0.496, SLG: 0.648 Chris Magruder, S (8,PH) OBP: 0.310, SLG: 0.481			2B		F9			FC5-4 1-2 1B		3	0	1	0	0	0	2									
7 J.J. Hardy, R (1,6) OBP: 0.272, SLG: 0.200			G5-3		2B			F9		4	0	1	0	0	0	1									
Victor Santos, R (1,1) 2 Bill Hall, R (7,PH) OBP: 0.351, SLG: 0.433 Matt Wise, R (8,1) Russell Branyan, L (9,3) OBP: 0.377, SLG: 0.569			K		K			P4		2	0	0	0	0	2	2									
<b>Inning Stats</b>	R: 0 E: 0 K: 0 S: 9	H: 1 LOB: 1 BB: 0 P: 12	R: 0 E: 0 K: 1 S: 9	H: 1 LOB: 0 BB: 0 P: 14	R: 0 E: 0 K: 2 S: 10	H: 0 LOB: 0 BB: 0 P: 12	R: 2 E: 0 K: 1 S: 12	H: 2 LOB: 2 BB: 1 P: 24	R: 0 E: 0 K: 0 S: 12	H: 0 LOB: 0 BB: 1 P: 22	R: 0 E: 0 K: 0 S: 11	H: 0 LOB: 0 BB: 0 P: 14	R: 0 E: 0 K: 2 S: 15	H: 2 LOB: 3 BB: 1 P: 29	R: 0 E: 0 K: 1 S: 7	H: 0 LOB: 0 BB: 0 P: 13		1B: 3 2B: 3 3B: 0 HR: 1	SF: 0 SAC: 0 DP: 1 HBP: 1	WP: 0 PB: 0 SB: 0 CS: 0	PA: 37				
<b>PITCHER</b>	IP	WLS	BF	H	R	ER	SO	BB	IBB	HBP	BLK	WP	HR	S	P	ERA	WHIP								
Randy Wolf, L (1,1) ERA: 5.44	7.0	W	28	5	2	2	4	2	0	1	0	0	0	12	24	0.00	3.000								
63 Ryan Madson, R (8,1) ERA: 3.24	0.2	H	5	2	0	0	2	0	1	0	0	0	0	3	5	0.00	0.000								
Rheal Cormier, L (8,1) ERA: 4.7	0.1	H	1	0	0	0	0	0	0	0	0	0	0	3	5	0.00	0.000								
Billy Wagner, L (9,1) ERA: 0.63	1.0	S	3	0	0	0	1	0	0	0	0	0	0	7	13	0.00	0.000								







Batter	1	2	3	4	5	6	7	8	9	AB	R	H	RBI	BB	SO	LOB	TOP			
11 Jimmy Rollins, S OBP: 0.275, SLG: 0.347	G4-3		F8		G5-3		K			4	0	0	0	0	1	3				
Placido Polanco, R OBP: 0.324, SLG: 0.297	HR		G6-3			G1-3 1B		G6-3		4	1	2	1	0	0	0				
Bobby Abreu, L OBP: 0.418, SLG: 0.512	G4-3			L8		E4 G1-3		HR		4	1	1	1	0	0	1				
Pat Burrell, R OBP: 0.368, SLG: 0.495	K			F9		P4		P3		4	0	0	0	0	1	2				
David Bell, R OBP: 0.273, SLG: 0.311		G5-3 1B BB		G4-3		G1-3		G3-1		3	0	0	0	1	0	2				
Marlon Byrd, R OBP: 0.429, SLG: 0.333		P4			P4		K		G6-3	4	0	0	0	0	1	3				
Tomas Perez, S OBP: 0.417, SLG: 0.364							F8			4	0	3	0	0	0	0				
Todd Pratt, R OBP: 0.222, SLG: 0.280																				
Jose Offerman, S OBP: 0.300, SLG: 0.280																				
Cory Lidle, R OBP: 0.231, SLG: 0.167																				
63 Ryan Madson, L (8, 1)																				
<b>Inning Stats</b>	R: 1 E: 0 K: 1 S: 10	H: 1 LOB: 0 BB: 0 P: 19	R: 0 E: 0 K: 0 S: 8	H: 1 LOB: 1 BB: 1 P: 17	R: 0 E: 0 K: 1 S: 7	H: 0 LOB: 0 BB: 0 P: 9	R: 0 E: 0 K: 0 S: 5	H: 0 LOB: 0 BB: 0 P: 7	R: 0 E: 0 K: 0 S: 10	H: 1 LOB: 2 BB: 1 P: 18	R: 0 E: 0 K: 1 S: 9	H: 1 LOB: 0 BB: 0 P: 12	R: 1 E: 0 K: 0 S: 7	H: 1 LOB: 0 BB: 0 P: 10	R: 0 E: 0 K: 0 S: 7	H: 1 LOB: 0 BB: 0 P: 9	1B: 5 2B: 0 3B: 0 HR: 2	SF: 0 SAC: 1 DP: 2 HBP: 0	WP: 0 PB: 0 SB: 0 CS: 0	PA: 35
<b>PITCHER</b>	IP WLS BF H R ER SO BB IBB HBP BLK WP HR S P ERA WHIP																			
Doug Davis, L ERA: 4.89	(1, 1)	8.0 W 32 6 2 2 4 2 0 0 0 0 2 65 107 2.25 1.000																		
Derrick Turnbow, R ERA: 2.08	(9, 1)	1.0 S 3 1 0 0 0 0 0 0 0 0 0 7 9 0.00 1.000																		

Philadelphia Phillies @ Milwaukee Brewers  
Miller Park, Milwaukee, WI  
Wed May 11 2005, 12:05 PM CDT  
Att. 13,175 - Roof Closed - 67 F

AB	32
R	2
H	7
RBI	2
BB	2
SO	4
LOB	14




Batter	1	2	3	4	5	6	7	8	9	AB	R	H	RBI	BB	SO	LOB	BOTTOM			
Brady Clark, R OBP: 0.417, SLG: 0.478	CS 1B		K			K		BB 2B 1B		4	1	2	0	0	2	0				
Chris Magruder, S OBP: 0.324, SLG: 0.433	K			K			1B G4-6-3 BB	2B BB		2	2	0	0	2	2	1				
Junior Spivey, R OBP: 0.331, SLG: 0.406	FC6-4 1B			K2-3				G4-6-3 1B		4	0	3	3	0	1	0				
Carlos Lee, R OBP: 0.315, SLG: 0.463	FC6-4			G4-3			G4-6-3	G4-3		4	0	0	0	0	0	3				
Lyle Overbay, L OBP: 0.480, SLG: 0.642		G4-3			L3					3	0	0	0	0	1	0				
2 Bill Hall, R OBP: 0.351, SLG: 0.471						B1-3				3	1	1	1	0	1	0				
7 J.J. Hardy, R OBP: 0.284, SLG: 0.217								HR		0	0	0	0	0	0	0				
Russell Branyan, L OBP: 0.389, SLG: 0.542			F7			K		FC5-4 1B		3	0	1	0	0	1	0				
Chad Moeller, R OBP: 0.158, SLG: 0.194										3	0	0	0	0	2	1				
Doug Davis, R OBP: 0.056, SLG: 0.056	(1, 1)									2	0	0	0	0	1	0				
Jeff Cirillo, R OBP: 0.361, SLG: 0.383	(8, PH)									1	1	0	0	0	0	1				
Derrick Turnbow, R ERA: 3.18	(9, 1)									0	0	0	0	0	0	0				
<b>Inning Stats</b>	R: 0 E: 0 K: 1 S: 10	H: 2 LOB: 1 BB: 0 P: 14	R: 0 E: 0 K: 1 S: 7	H: 0 LOB: 0 BB: 0 P: 12	R: 0 E: 0 K: 2 S: 8	H: 0 LOB: 0 BB: 0 P: 10	R: 0 E: 0 K: 2 S: 11	H: 0 LOB: 0 BB: 0 P: 15	R: 0 E: 0 K: 1 S: 6	H: 0 LOB: 0 BB: 0 P: 8	R: 0 E: 0 K: 2 S: 9	H: 0 LOB: 0 BB: 0 P: 14	R: 1 E: 0 K: 1 S: 10	H: 1 LOB: 0 BB: 1 P: 18	R: 4 E: 0 K: 1 S: 16	H: 4 LOB: 1 BB: 1 P: 29	1B: 5 2B: 1 3B: 0 HR: 1	SF: 0 SAC: 0 DP: 1 HBP: 0	WP: 0 PB: 0 SB: 0 CS: 1	PA: 31
<b>PITCHER</b>	IP WLS BF H R ER SO BB IBB HBP BLK WP HR S P ERA WHIP																			
Cory Lidle, R ERA: 4.43	(1, 1)	7.2 L 29 6 5 5 11 2 0 0 0 0 1 72 110 5.87 1.043																		
63 Ryan Madson, R ERA: 3.18	(8, 1)	0.1 2 1 0 0 0 0 0 0 0 0 0 5 10 0.00 3.000																		


Philadelphia Phillies @ Milwaukee Brewers  
Miller Park, Milwaukee, WI  
Wed May 11 2005, 12:05 PM CDT  
Att. 13,175 - Roof Closed - 67 F

AB	29
R	5
H	7
RBI	4
BB	2
SO	11
LOB	6

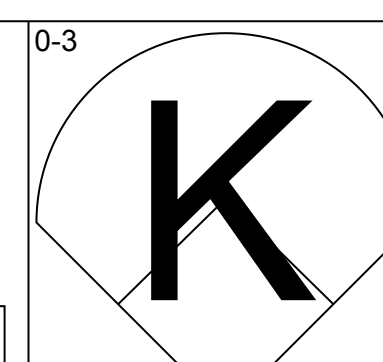
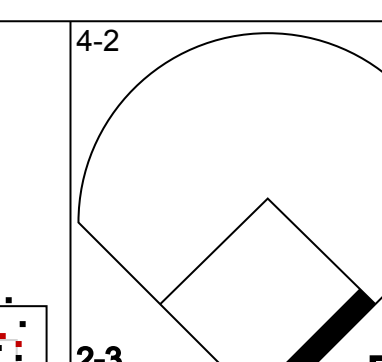
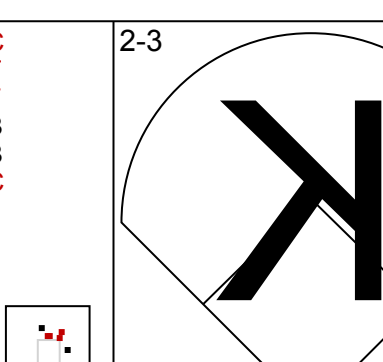
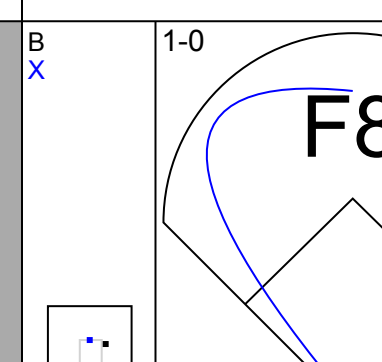
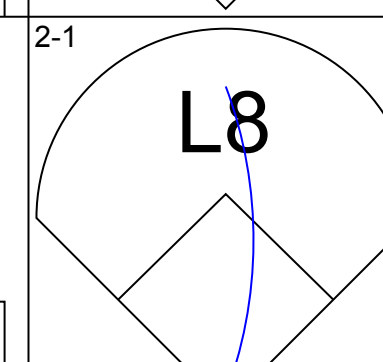
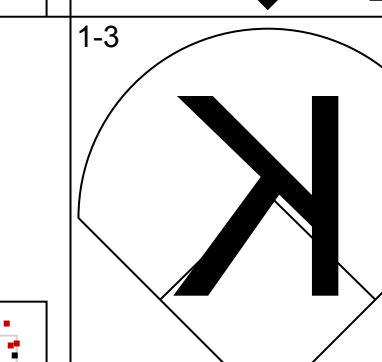
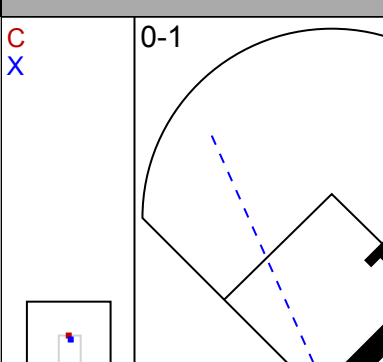
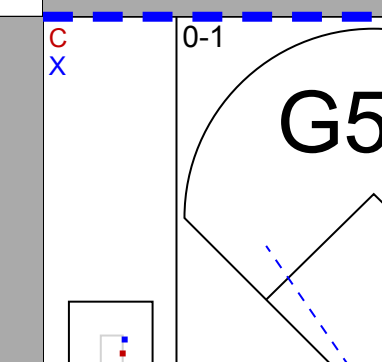
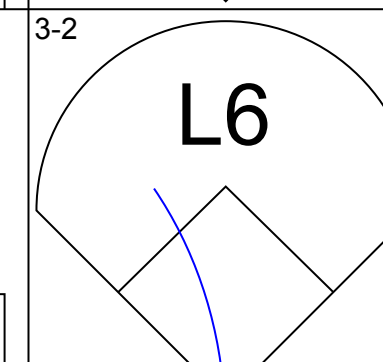
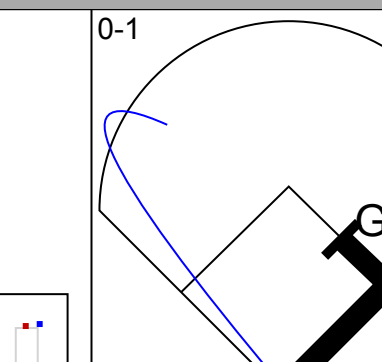
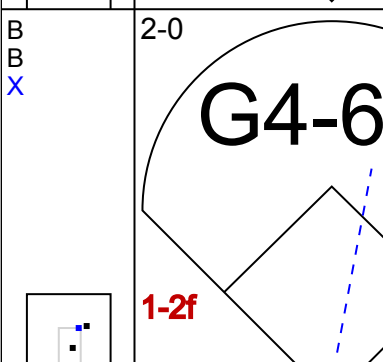
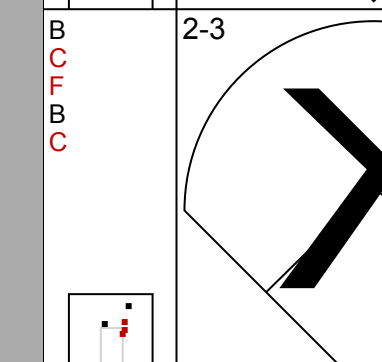
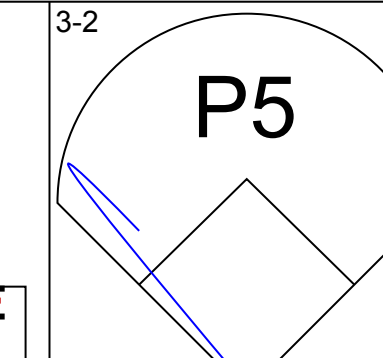
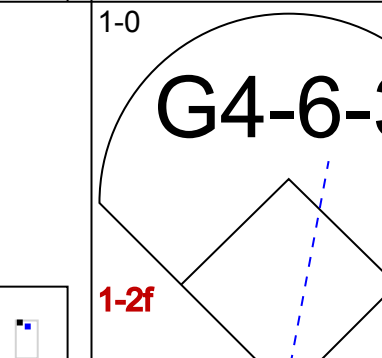
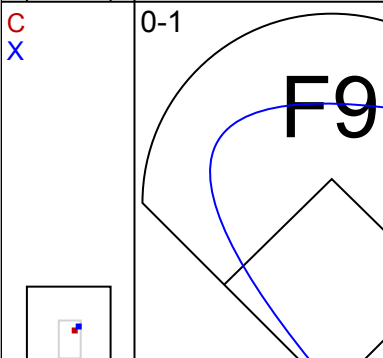
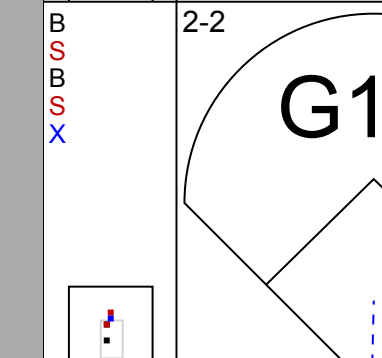
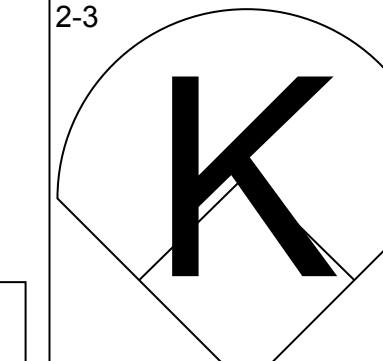
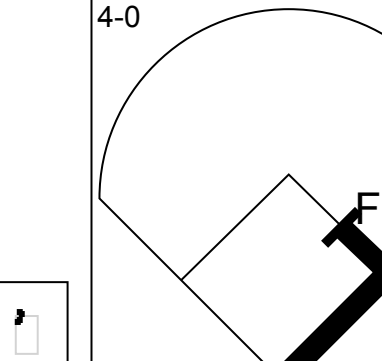
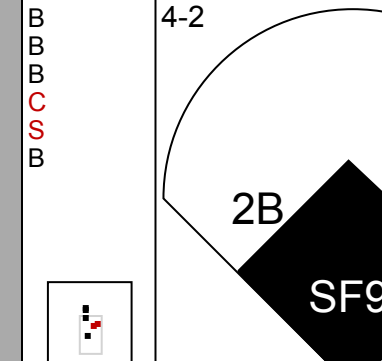
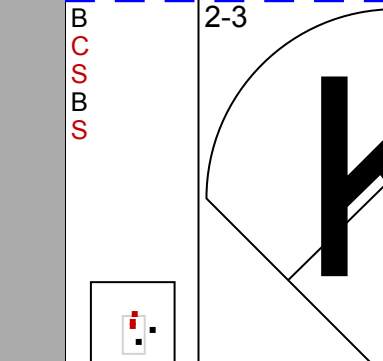
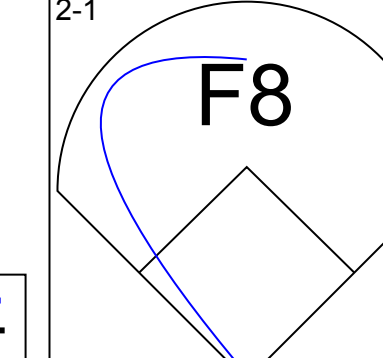
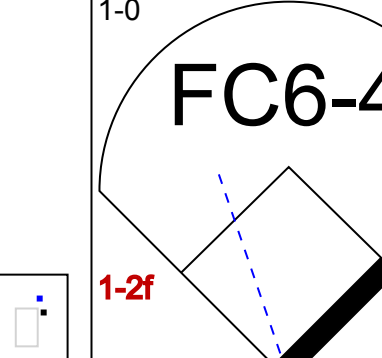
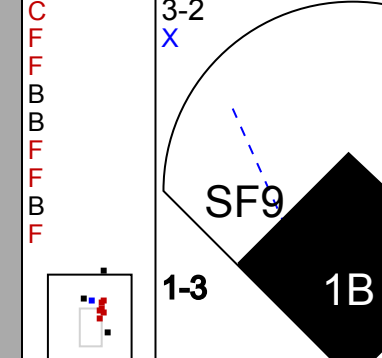
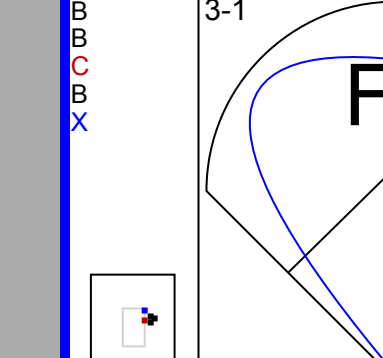
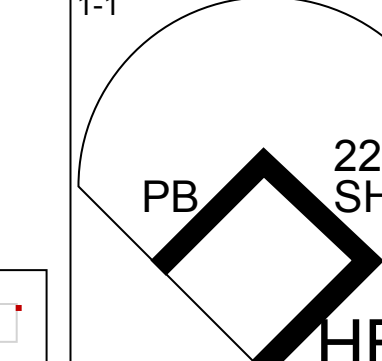
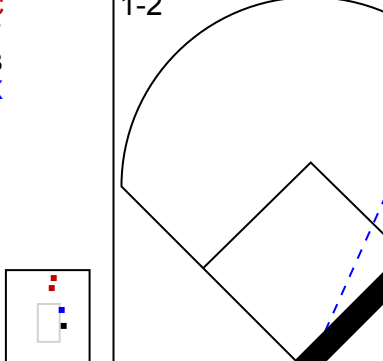
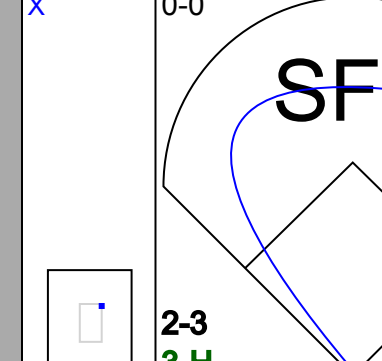
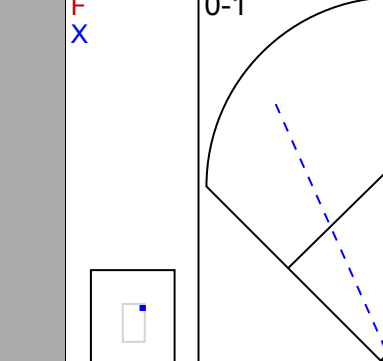
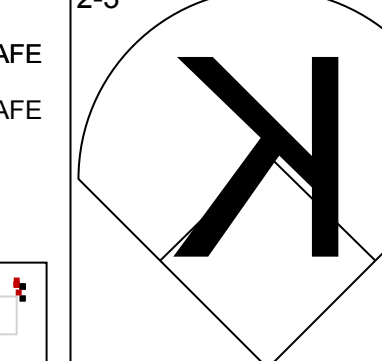
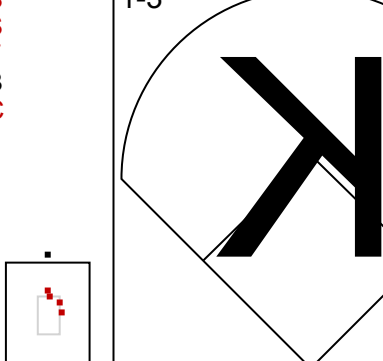
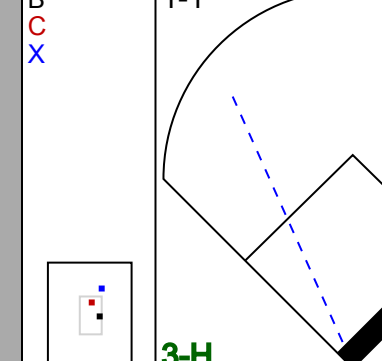
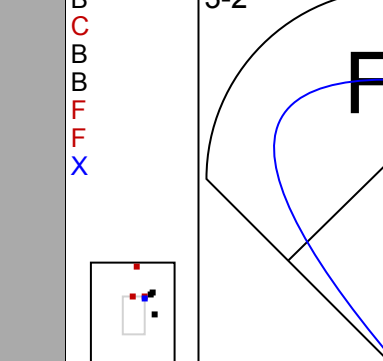
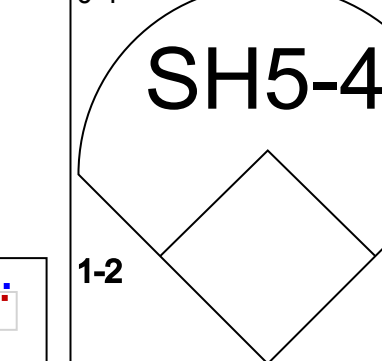
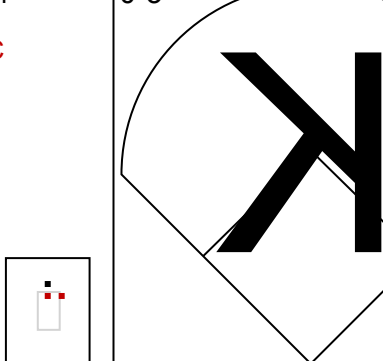
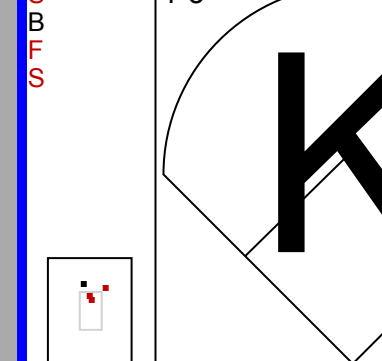




Batter	1	2	3	4	5	6	7	8	9	AB	R	H	RBI	BB	SO	LOB	TOP					
<b>Felipe Lopez, S</b> OBP: 0.366, SLG: 0.585	1-1 F8			0-1 P5		4-0 1B BB	1-0 G5-3	3-1 F9		4	1	0	0	1	0	3	<b>Cincinnati Reds @ Philadelphia Phillies</b> Citizens Bank Park, Philadelphia, PA Thu May 12 2005, 7:05 PM EDT Att: 33,663 - Clear - 70 F  <b>AB 33</b> <b>R 7</b> <b>H 8</b> <b>RBI 7</b> <b>BB 7</b> <b>SO 7</b> <b>LOB 16</b> 					
<b>D'Angelo Jimenez, S</b> OBP: 0.397, SLG: 0.258	1-1 G4-6-3 1B			1-3 K		4-2 1B HR BB	1-1 L3		0-1 G3	4	1	1	0	1	1	0						
<b>Sean Casey, L</b> OBP: 0.329, SLG: 0.385	2-2 G4-6-3 1-2			0-2 G4-3		1-2 F7	1-0 F8		2-2 G4-3	5	0	0	0	0	0	3						
<b>Ken Griffey Jr., L</b> OBP: 0.360, SLG: 0.483		1-2 G4-3			2-0 HR 1B	1-2 HR 1B		1-0 HR	1-1 G4-3	5	3	3	2	0	0	0						
<b>Adam Dunn, L</b> OBP: 0.426, SLG: 0.660		3-3 K			0-0 HR	0-0 HR		4-1 BB S BB		3	2	2	5	1	1	0						
<b>Joe Randa, R</b> OBP: 0.393, SLG: 0.462		1-3 K			0-0 FC5-4 1B	4-2 2B G1-2-3 BB		2-3 K		3	0	1	0	1	2	1						
<b>Austin Kearns, R</b> OBP: 0.299, SLG: 0.426			3-3 K		1-1 FC5-4 FC6-4 1-2	2-2 2B		4-0 BB BB		3	0	1	0	1	1	1						
<b>Javier Valentin, S</b> OBP: 0.273, SLG: 0.276			0-1 L6		1-0 F8	4-0 IBB		4-2 BB		2	0	0	0	2	0	1						
<b>Ramon Ortiz, R</b> 6 Ryan Freel, R 25 David Weathers, R Kent Mercker, L Jacob Cruz, L Ryan Wagner, R Danny Graves, R			2-3 K		0-2 FC6-4 1-2	3-2 G1-2-3 3-H		3-3 K		2	0	0	0	0	1	1						
<b>Inning Stats</b>	R: 0 E: 0 K: 0 S: 7	H: 1 LOB: 0 BB: 0 P: 11	R: 0 E: 0 K: 2 S: 10	H: 0 LOB: 0 BB: 0 P: 15	R: 0 E: 0 K: 2 S: 13	H: 0 LOB: 0 BB: 0 P: 18	R: 0 E: 0 K: 1 S: 8	H: 0 LOB: 0 BB: 0 P: 9	R: 2 E: 0 K: 0 S: 9	H: 3 LOB: 1 BB: 0 P: 13	R: 4 E: 0 K: 0 S: 20	H: 3 LOB: 2 BB: 4 P: 43	R: 0 E: 0 K: 0 S: 4	H: 0 LOB: 0 BB: 0 P: 7	R: 1 E: 0 K: 2 S: 16	H: 1 LOB: 3 BB: 3 P: 37		R: 0 E: 0 K: 0 S: 8	H: 0 LOB: 0 BB: 0 P: 11	1B: 4 2B: 1 3B: 0 HR: 3	SF: 0 SAC: 0 DP: 2 HBP: 0	WP: 0 PB: 0 SB: 2 CS: 0
<b>PITCHER</b>	IP WLS BF H R ER SO BB IBB HBP BLK WP HR S P ERA WHIP	IP WLS BF H R ER SO BB IBB HBP BLK WP HR S P ERA WHIP	IP WLS BF H R ER SO BB IBB HBP BLK WP HR S P ERA WHIP	IP WLS BF H R ER SO BB IBB HBP BLK WP HR S P ERA WHIP	IP WLS BF H R ER SO BB IBB HBP BLK WP HR S P ERA WHIP	IP WLS BF H R ER SO BB IBB HBP BLK WP HR S P ERA WHIP	IP WLS BF H R ER SO BB IBB HBP BLK WP HR S P ERA WHIP	IP WLS BF H R ER SO BB IBB HBP BLK WP HR S P ERA WHIP	IP WLS BF H R ER SO BB IBB HBP BLK WP HR S P ERA WHIP	IP WLS BF H R ER SO BB IBB HBP BLK WP HR S P ERA WHIP	IP WLS BF H R ER SO BB IBB HBP BLK WP HR S P ERA WHIP	IP WLS BF H R ER SO BB IBB HBP BLK WP HR S P ERA WHIP	IP WLS BF H R ER SO BB IBB HBP BLK WP HR S P ERA WHIP	IP WLS BF H R ER SO BB IBB HBP BLK WP HR S P ERA WHIP	IP WLS BF H R ER SO BB IBB HBP BLK WP HR S P ERA WHIP	IP WLS BF H R ER SO BB IBB HBP BLK WP HR S P ERA WHIP						
<b>21 Jon Lieber, R</b> ERA: 3.31	5.1 L	25 7	6 6	6 5	3 0	0 0	0 0	0 0	0 0	0 0	0 0	0 0	0 0	0 0	0 0	0 0	10.12 1.875					
<b>Aaron Fultz, L</b> ERA: 1.53	1.2 5	0 0	0 0	0 0	0 0	1 0	0 0	0 0	0 0	0 0	8 8	18 17	0.00 0.000	0.000								
<b>Rheal Cormier, L</b> ERA: 5.19	1.0 7	1 1	1 1	2 2	3 0	0 0	0 0	0 0	0 0	1 0	16 8	37 18	9.00 4.000	4.000								
<b>Billy Wagner, L</b> ERA: 0.59	1.0 3	0 0	0 0	0 0	0 0	0 0	0 0	0 0	0 0	0 0	8 11	11 0.00	0.000	0.000								

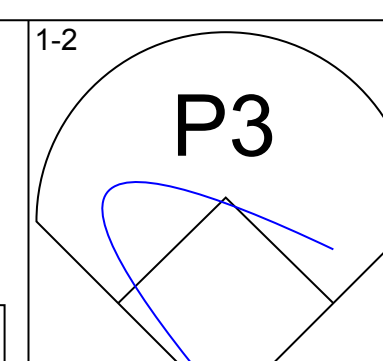
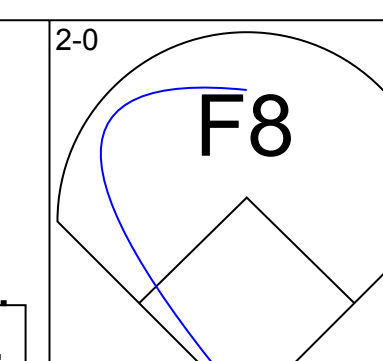
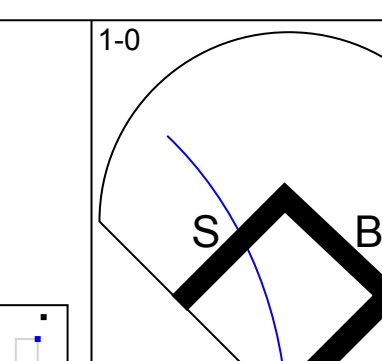
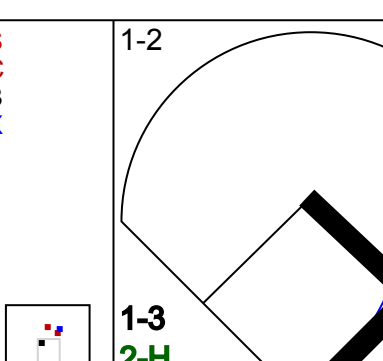
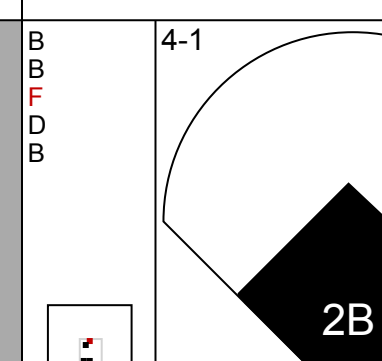
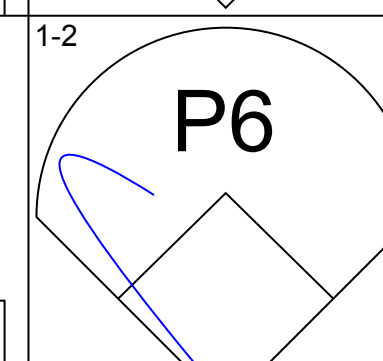
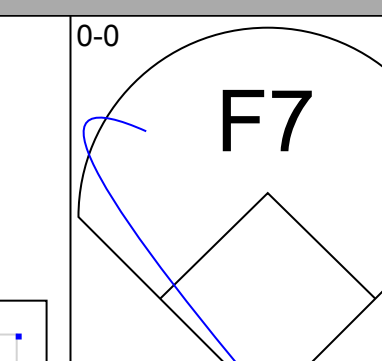
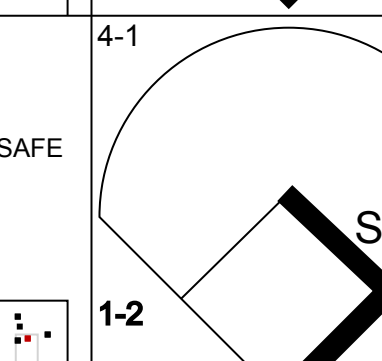
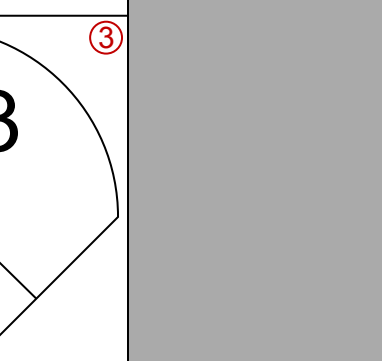
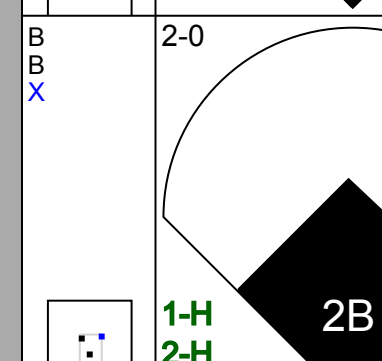
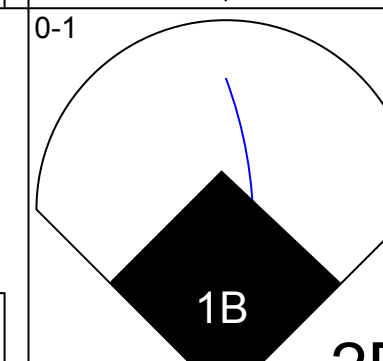
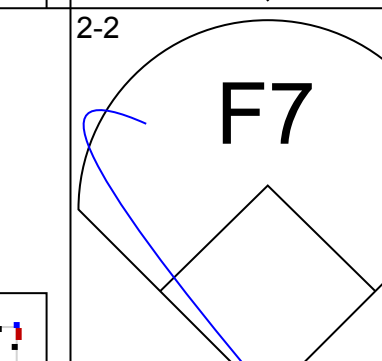
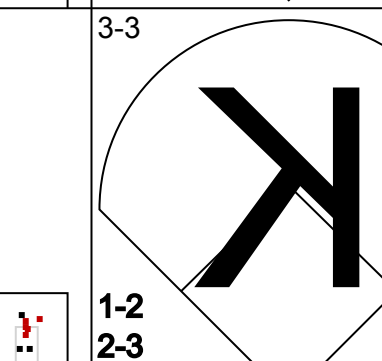
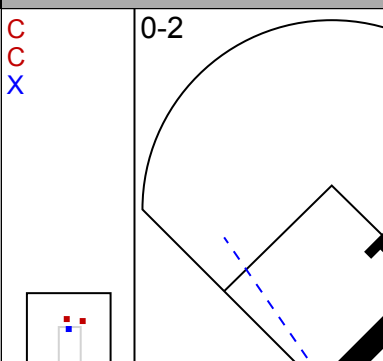
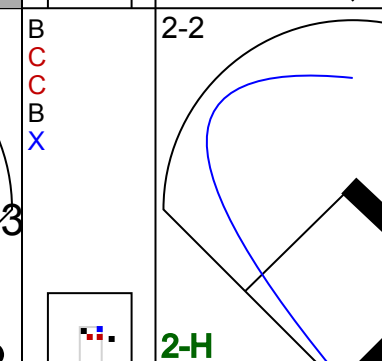
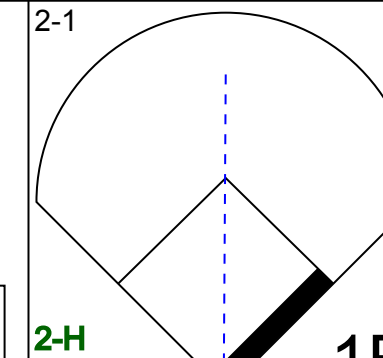
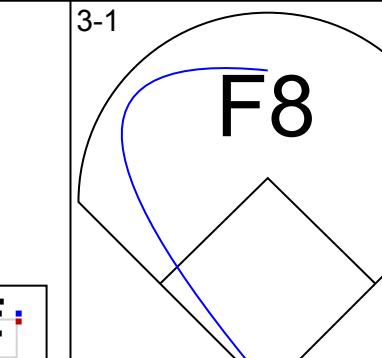
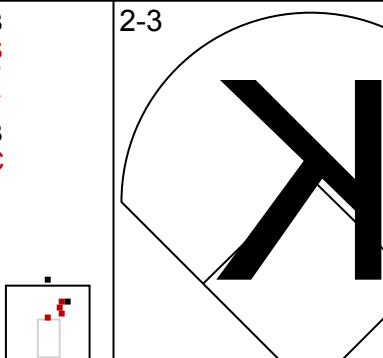
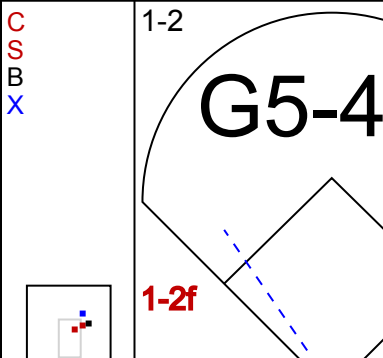
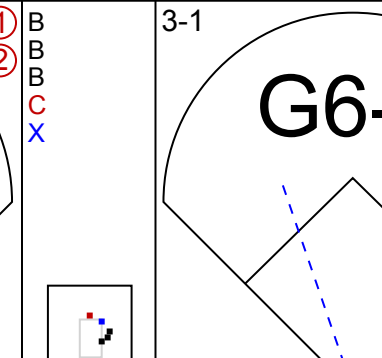
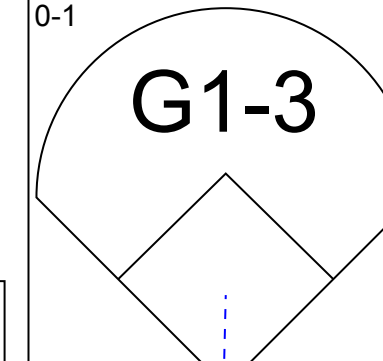
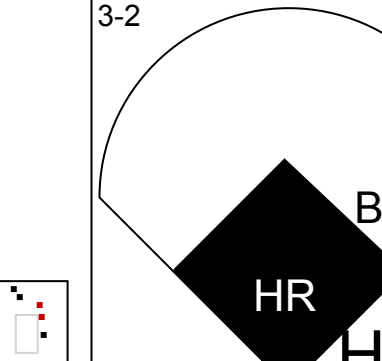
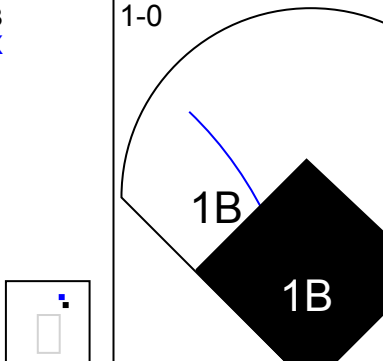
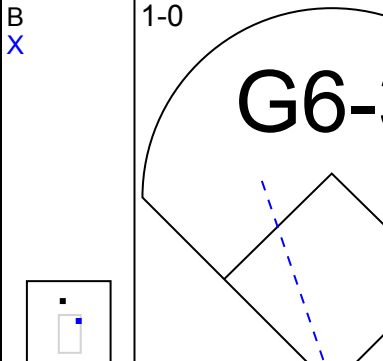

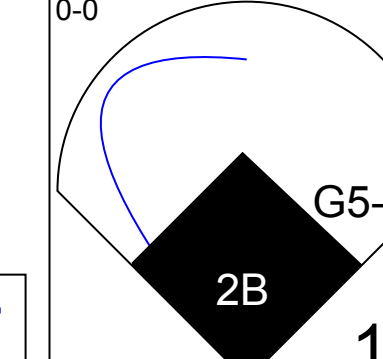
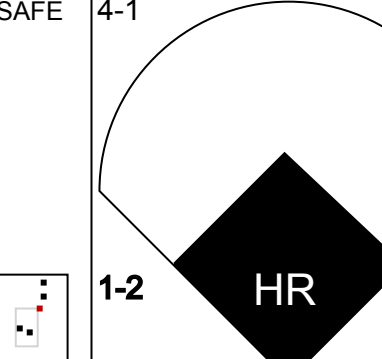
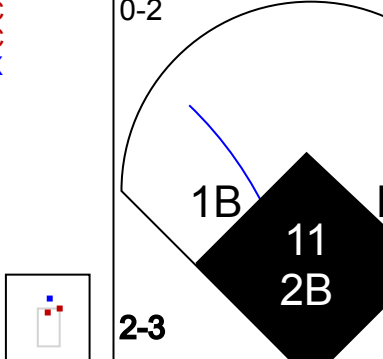
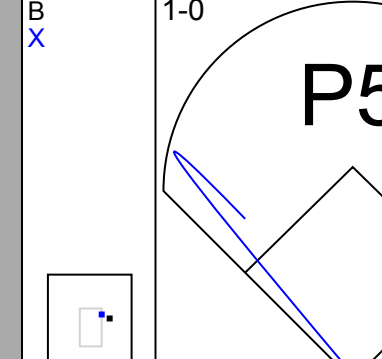
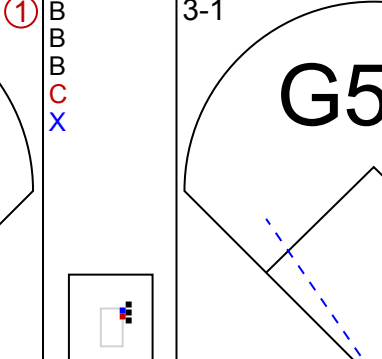
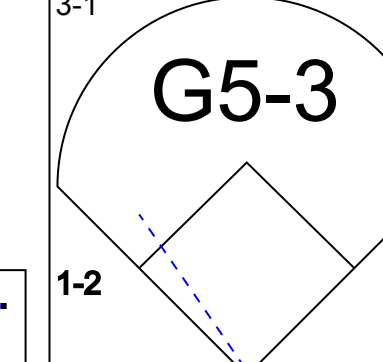
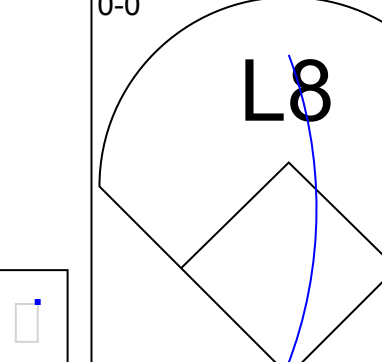
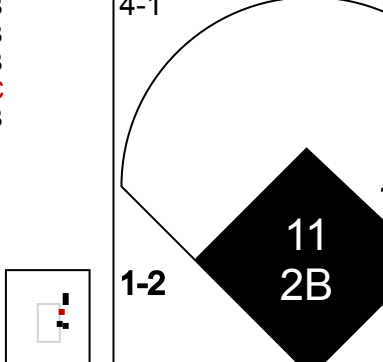
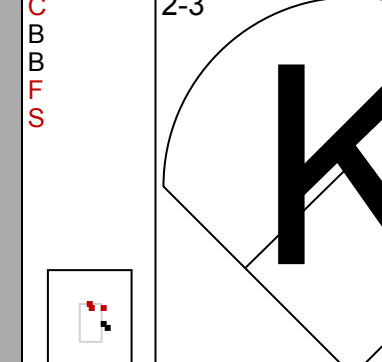
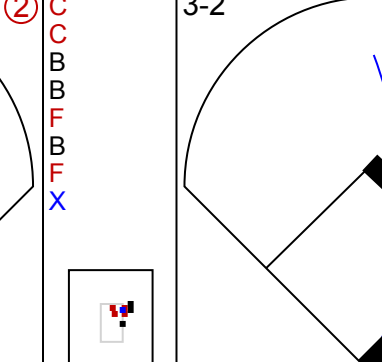
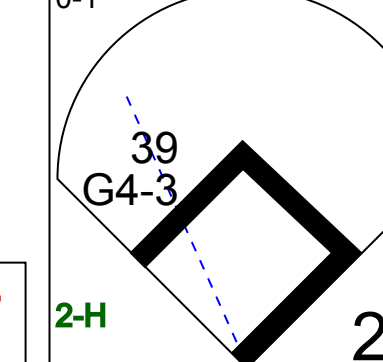
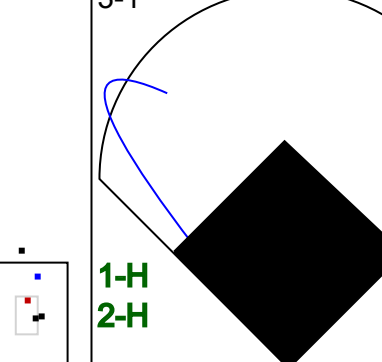
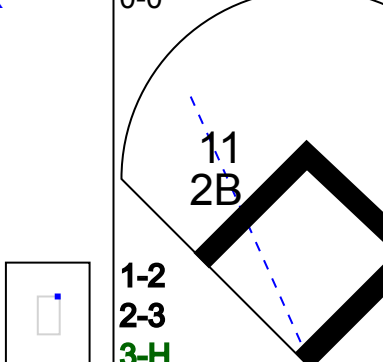
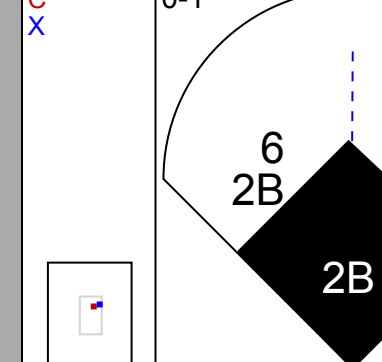
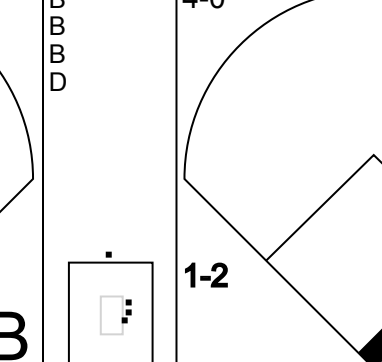
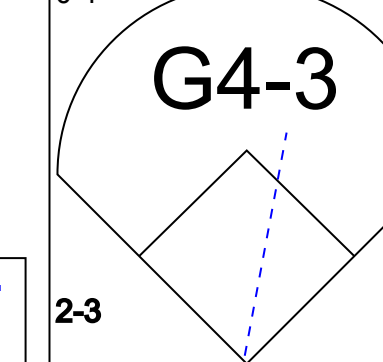
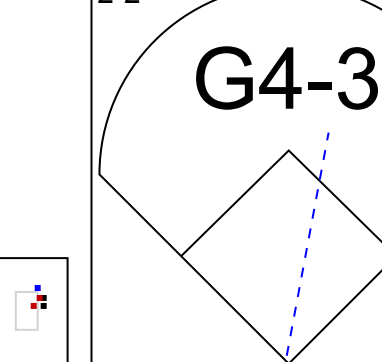
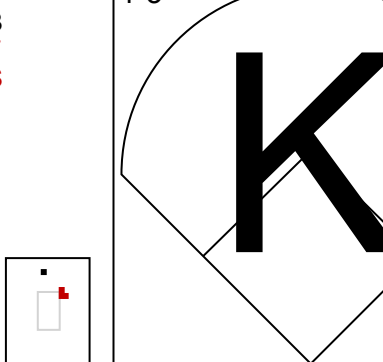
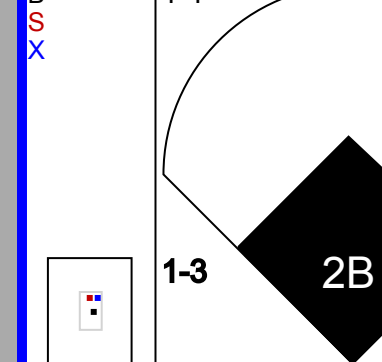
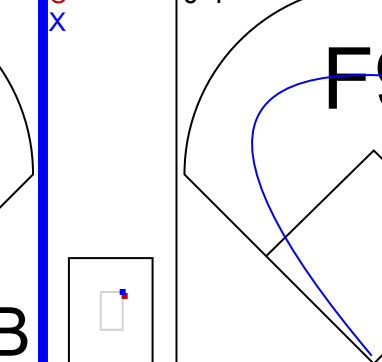
Batter	1	2	3	4	5	6	7	8	9	AB	R	H	RBI	BB	SO	LOB	BOTTOM					
<b>11 Jimmy Rollins, S</b> OBP: 0.272, SLG: 0.356	0-0 B5-3		1-1 L4		1-1 FC5 3B		2-3 K	0-3 K2-3		5	1	1	0	0	2	2	<b>Cincinnati Reds @ Philadelphia Phillies</b> Citizens Bank Park, Philadelphia, PA Thu May 12 2005, 7:05 PM EDT Att: 33,663 - Clear - 70 F  <b>AB 34</b> <b>R 5</b> <b>H 12</b> <b>RBI 4</b> <b>BB 7</b> <b>SO 4</b> <b>LOB 15</b> 					
<b>Placido Polanco, R</b> OBP: 0.336, SLG: 0.316	3-2 1B 2B		1-1 L9		4-0 FC5 BB BB		0-1 1B 1B		0-1 G5-3	4	2	2	0	1	0	0						
<b>Bobby Abreu, L</b> OBP: 0.437, SLG: 0.547	1-1 1B		2-2 HR		4-2 FC5 26 1B BB		1-2 1B 26 PB 1B		4-2 BB	3	2	3	2	2	0	0						
<b>Pat Burrell, R</b> OBP: 0.384, SLG: 0.509	1-2 1B		2-0 1B		0-2 FC5 26 1B		3-2 26 PB 1B		2-1 BB	5	0	4	2	0	0	2						
<b>26 Chase Utley, L</b> OBP: 0.366, SLG: 0.554	1-1 G4-3			0-2 P6		0-0 CS 1B		1-0 F7		5	0	1	0	0	0	4						
<b>Jason Michaels, R</b> OBP: 0.388, SLG: 0.392		3-2 F8		0-0 2B		2-1 CS 1-2		1-1 F7		5	0	1	0	0	1	2						
<b>David Bell, R</b> OBP: 0.273, SLG: 0.303		4-2 BB BB		0-2 F8		0-3 K		2-0 F7		3	0	0	0	1	1	1						
<b>Mike Lieberthal, R</b> OBP: 0.324, SLG: 0.379		4-2 BB BB		4-0 IBB		0-2 G4-3		3-0 6 BB HBP		1	0	0	0	2	0	0						
<b>Randy Wolf, L</b> OBP: 0.143, SLG: 0.077		2-0 G3-6-3		2-1 G3-1				1-2 G6-3		2	0	0	0	0	0	0						
<b>Todd Pratt, R</b> OBP: 0.222, SLG: 0.280		1-2 BB						4-0 BB		0	0	0	0	0	0	0						
<b>21 Jon Lieber, L</b> Aron Fultz, L Jose Offerman, S Rheal Cormier, L 6 Ryan Howard, L Billy Wagner, L		2-0 G3-6-3 1-2		2-1 G3-1				1-2 BB		2	0	0	0	0	0	4						
<b>Inning Stats</b>	R: 1 E: 0 K: 0 S: 12	H: 3 LOB: 1 BB: 0 P: 18	R: 0 E: 0 K: 0 S: 10	H: 0 LOB: 2 BB: 2 P: 23	R: 1 E: 0 K: 0 S: 8	H: 2 LOB: 1 BB: 0 P: 14	R: 0 E: 0 K: 0 S: 10	H: 1 LOB: 2 BB: 1 P: 16	R: 1 E: 0 K: 1 S: 10	H: 2 LOB: 1 BB: 2 P: 21	R: 0 E: 0 K: 1 S: 8	H: 0 LOB: 0 BB: 0 P: 9	R: 2 E: 0 K: 1 S: 16	H: 3 LOB: 1 BB: 0 P: 24	R: 0 E: 0 K: 1 S: 8	H: 0 LOB: 2 BB: 1 P: 19	R: 0 E: 0 K: 1 S: 13	H: 1 LOB: 2 BB: 1 P: 20	1B: 8 2B: 2 3B: 1 HR: 1	SF: 0 SAC: 0 DP: 1 HBP: 1	WP: 0 PB: 1 SB: 0 CS: 1	PA: 43
<b>PITCHER</b>	IP WLS BF H R ER SO BB IBB HBP BLK WP HR S P ERA WHIP	IP WLS BF H R ER SO BB IBB HBP BLK WP HR S P ERA WHIP	IP WLS BF H R ER SO BB IBB HBP BLK WP HR S P ERA WHIP	IP WLS BF H R ER SO BB IBB HBP BLK WP HR S P ERA WHIP	IP WLS BF H R ER SO BB IBB HBP BLK WP HR S P ERA WHIP	IP WLS BF H R ER SO BB IBB HBP BLK WP HR S P ERA WHIP	IP WLS BF H R ER SO BB IBB HBP BLK WP HR S P ERA WHIP	IP WLS BF H R ER SO BB IBB HBP BLK WP HR S P ERA WHIP	IP WLS BF H R ER SO BB IBB HBP BLK WP HR S P ERA WHIP	IP WLS BF H R ER SO BB IBB HBP BLK WP HR S P ERA WHIP	IP WLS BF H R ER SO BB IBB HBP BLK WP HR S P ERA WHIP	IP WLS BF H R ER SO BB IBB HBP BLK WP HR S P ERA WHIP	IP WLS BF H R ER SO BB IBB HBP BLK WP HR S P ERA WHIP	IP WLS BF H R ER SO BB IBB HBP BLK WP HR S P ERA WHIP	IP WLS BF H R ER SO BB IBB HBP BLK WP HR S P ERA WHIP	IP WLS BF H R ER SO BB IBB HBP BLK WP HR S P ERA WHIP						
<b>Ramon Ortiz, R</b> ERA: 6.75	5.0 H	23 6	3 1	3 1	4 0	0 0	0 0	0 0	0 0	0 0	0 0	0 0	0 0	0 0	0 0	0 0	5.40 0.600					
<b>25 David Weathers, R</b> ERA: 5.66	1.2 H	6 3	1 1	1 1	0 0	0 0	0 0	0 0	0 0	0 0	0 0	7 12	0.00 6.000	6.000								
<b>Kent Mercker, L</b> ERA: 2.2	0.1 H	3 2	1 1	0 0	0 0	0 0	0 0	0 0	0 0	0 0	0 0	8 19	0.00 1.000	1.000								
<b>Ryan Wagner, R</b> ERA: 4.58	1.0 S	5 1	0 0	0 1	1 1	0 0	0 0	0 0	0 0	0 0	0 0	13 20	0.00 2.000	2.000								
<b>Danny Graves, R</b> ERA: 3.45	1.0 S	5 1	0 0	0 1	1 1	0 0	0 0	0 0	0 0	0 0	0 0	13 20	0.00 2.000	2.000								



Batter	1	2	3	4	5	6	7	8	9	AB	R	H	RBI	BB	SO	LOB	TOP				
<b>Felipe Lopez, S</b> (1, 6) OBP: 0.360, SLG: 0.559										3	0	0	0	1	2	2	<b>Cincinnati Reds @ Philadelphia Phillies</b> Citizens Bank Park, Philadelphia, PA Fri May 13 2005, 7:05 PM EDT Att: 27,071 - Clear - 64 F				
<b>D'Angelo Jimenez, S</b> (1, 4) OBP: 0.365, SLG: 0.258										4	0	1	0	0	1	2					
<b>Sean Casey, L</b> (1, 3) OBP: 0.327, SLG: 0.381										4	0	1	0	0	1	1					
<b>Ken Griffey Jr., L</b> (1, 8) OBP: 0.350, SLG: 0.468 <b>31 Matt Belisle, R</b> (8, 1)										4	0	0	0	0	0	1					
<b>Adam Dunn, L</b> (1, 7) OBP: 0.429, SLG: 0.648										2	1	0	0	2	2	0					
<b>Joe Randa, R</b> (1, 5) OBP: 0.392, SLG: 0.467 <b>William Bergolla, R</b> (8, 6)										3	1	1	0	0	0	1					
<b>Austin Kearns, R</b> (1, 9) OBP: 0.315, SLG: 0.438										2	0	2	1	0	0	0					
<b>Jason LaRue, R</b> (1, 2) OBP: 0.294, SLG: 0.218										4	0	1	1	0	2	3					
<b>22 Eric Milton, L</b> (1, 1) OBP: 0.071, SLG: 0.286 <b>Ricky Stone, R</b> (5, 1)										1	0	0	0	0	1	1					
<b>Jacob Cruz, L</b> (7, PH) OBP: 0.281, SLG: 0.273 <b>56 Todd Coffey, R</b> (7, 1)										0	0	0	0	0	0	0					
<b>6 Ryan Freel, R</b> (8, 8) OBP: 0.435, SLG: 0.421										0	0	0	0	0	0	0					
<b>Inning Stats</b>	R: 0 E: 0 K: 1 S: 9	H: 0 LOB: 0 BB: 0 P: 14	R: 0 E: 0 K: 1 S: 8	H: 0 LOB: 0 BB: 0 P: 15	R: 0 E: 0 K: 2 S: 11	H: 0 LOB: 2 BB: 1 P: 19	R: 0 E: 0 K: 0 S: 4	H: 1 LOB: 1 BB: 1 P: 10	R: 0 E: 0 K: 3 S: 14	H: 1 LOB: 0 BB: 0 P: 18	R: 2 E: 0 K: 1 S: 16	H: 2 LOB: 1 BB: 1 P: 26	R: 0 E: 0 K: 1 S: 8	H: 0 LOB: 0 BB: 0 P: 12	R: 0 E: 0 K: 1 S: 11	H: 1 LOB: 1 BB: 0 P: 19	1B: 5 2B: 1 3B: 0 HR: 0	SF: 1 SAC: 1 DP: 2 HBP: 1	WP: 0 PB: 1 SB: 0 CS: 0	PA: 35	
<b>PITCHER</b>	IP	WLS	BF	H	R	ER	SO	BB	IBB	HBP	BLK	WP	HR	S	P	ERA	WHIP				
<b>39 Brett Myers, R</b> (1, 1) ERA: 1.63	7.0	W	28	5	2	2	8	3	0	1	0	0	0	67	109	2.57	1.143				
<b>Aaron Fultz, L</b> (8, 1) ERA: 1.5	1.0		3	0	0	0	1	0	0	0	0	0	0	8	12	0.00	0.000				
<b>Robinson Tejeda, R</b> (9, 1) ERA:	1.0		4	1	0	0	1	0	0	0	0	0	0	11	19	0.00	1.000				

AB	29
R	2
H	6
RBI	2
BB	3
SO	10
LOB	12



Batter	1	2	3	4	5	6	7	8	9	AB	R	H	RBI	BB	SO	LOB	BOTTOM				
<b>11 Jimmy Rollins, S</b> (1, 6) OBP: 0.282, SLG: 0.366										4	1	2	2	1	0	1	<b>Cincinnati Reds @ Philadelphia Phillies</b> Citizens Bank Park, Philadelphia, PA Fri May 13 2005, 7:05 PM EDT Att: 27,071 - Clear - 64 F				
<b>Tomas Perez, S</b> (1, 3) OBP: 0.415, SLG: 0.378										4	1	1	3	1	0	2					
<b>Bobby Abreu, L</b> (1, 9) OBP: 0.442, SLG: 0.564 <b>Aaron Fultz, L</b> (8, 1) <b>Robinson Tejeda, R</b> (9, 1)										5	1	3	1	0	1	2					
<b>Pat Burrell, R</b> (1, 7) OBP: 0.378, SLG: 0.496										0	0	0	0	0	0	0					
<b>Placido Polanco, R</b> (1, 4) OBP: 0.339, SLG: 0.323										4	2	1	0	0	0	1					
<b>David Bell, R</b> (1, 5) OBP: 0.285, SLG: 0.310										4	3	2	0	1	0	0					
<b>Jason Michaels, R</b> (1, 8) OBP: 0.389, SLG: 0.385										4	1	1	0	1	1	3					
<b>Todd Pratt, R</b> (1, 2) OBP: 0.344, SLG: 0.517										4	2	4	5	1	0	0					
<b>39 Brett Myers, R</b> (1, 1) <b>6 Ryan Howard, L</b> (7, PH) <b>Marlon Byrd, R</b> (8, 8)										3	0	0	0	0	1	4					
<b>Inning Stats</b>	R: 1 E: 0 K: 0 S: 13	H: 2 LOB: 1 BB: 0 P: 17	R: 1 E: 0 K: 0 S: 8	H: 2 LOB: 1 BB: 0 P: 13	R: 0 E: 0 K: 0 S: 6	H: 0 LOB: 0 BB: 0 P: 11	R: 3 E: 0 K: 1 S: 16	H: 2 LOB: 2 BB: 2 P: 36	R: 3 E: 0 K: 2 S: 17	H: 4 LOB: 2 BB: 1 P: 27	R: 0 E: 0 K: 0 S: 7	H: 1 LOB: 0 BB: 0 P: 9	R: 4 E: 0 K: 1 S: 15	H: 4 LOB: 1 BB: 1 P: 30	R: 0 E: 0 K: 0 S: 11	H: 1 LOB: 2 BB: 1 P: 23		1B: 8 2B: 7 3B: 0 HR: 1	SF: 0 SAC: 0 DP: 1 HBP: 1	WP: 0 PB: 0 SB: 2 CS: 0	PA: 45
<b>PITCHER</b>	IP	WLS	BF	H	R	ER	SO	BB	IBB	HBP	BLK	WP	HR	S	P	ERA	WHIP				
<b>22 Eric Milton, L</b> (1, 1) ERA: 7.21	4.1	L	25	8	8	8	2	3	0	1	0	0	0	15	52	16.61	2.538				
<b>Ricky Stone, R</b> (5, 1) ERA: 4.05	1.2		7	3	0	0	1	0	0	0	0	0	0	15	20	0.00	1.800				
<b>56 Todd Coffey, R</b> (7, 1) ERA: 12.86	1.0		8	4	4	4	1	1	0	0	0	0	0	15	30	36.00	5.000				
<b>31 Matt Belisle, R</b> (8, 1) ERA: 5.02	1.0		5	1	0	0	0	1	0	0	0	0	0	11	23	0.00	2.000				

AB	39
R	12
H	16
RBI	12
BB	5
SO	4
LOB	17









Batter	1	2	3	4	5	6	7	8	9	AB	R	H	RBI	BB	SO	LOB	TOP			
6 Ryan Freel, R OBP: 0.447, SLG: 0.447	0-0 F8 2B		0-1 G6-3		1-0 G6-3		1-1 G6-3		4-2 FC5-4 BB	4	0	1	0	1	0	0	<b>Cincinnati Reds @ Philadelphia Phillies</b> Citizens Bank Park, Philadelphia, PA Sun May 15 2005, 1:35 PM EDT Att: 41,141 - Overcast - 74 F			
Felipe Lopez, S OBP: 0.372, SLG: 0.564	2-0 F8 2-3		1-1 G5-3		0-1 2B		1-1 F8		2-2 FC5-4 1B SF8	5	1	1	0	0	0	3				
Sean Casey, L OBP: 0.335, SLG: 0.380	4-1 BB BB		4-1 BB		1-1 F7		2-2 G1-3		1-1 1B 1-2 1B	3	0	1	1	2	0	1				
Ken Griffey Jr., L OBP: 0.344, SLG: 0.485	0-3 K		2-2 F9		2-2 L9				0-0 2B G5-3 1B 1-2 SF8	4	1	1	1	0	1	4				
Adam Dunn, L OBP: 0.440, SLG: 0.667	4-0 1-2 BB				4-1 2B BB		1-3 K		0-2 G4-3 1-3 2B K	3	0	1	0	2	2	1				
Austin Kearns, R OBP: 0.333, SLG: 0.462	1-0 G5-3				2-2 2B		0-0 G6-3		0-0 G5-3	4	0	1	1	0	0	4				
D'Angelo Jimenez, S OBP: 0.307, SLG: 0.277			2-3 K		0-0 P5		3-2 2B		3-H G4-3 2-3	4	0	1	0	0	1	3				
Javier Valentin, S OBP: 0.306, SLG: 0.267			1-1 G6-3		4-1 54 G6-4-3 BB		4-0 IBB		1-3 K	1	0	0	0	2	0	0				
Joe Randa, R OBP: 0.387, SLG: 0.465										1	0	0	0	0	2	0				
Jason LaRue, R OBP: 0.299, SLG: 0.261										1	0	0	0	0	1	1				
54 Elizardo Ramirez, S OBP: 0.299, SLG: 0.261										0	0	0	0	0	0	0				
Kent Mercker, L OBP: 0.250, SLG: 0.250			1-2 G6-3		1-1 G6-4-3		0-1 F7		0-1 FC5-4 6 BB 1B	3	0	0	0	0	0	5				
Ryan Wagner, R OBP: 0.250, SLG: 0.250										0	0	0	0	0	0	0				
William Bergolla, R OBP: 0.250, SLG: 0.250										1	1	1	0	0	0	0				
<b>Inning Stats</b>	R: 0 E: 0 K: 1 S: 7	H: 1 LOB: 3 BB: 2 P: 18	R: 0 E: 0 K: 1 S: 8	H: 0 LOB: 0 BB: 0 P: 12	R: 0 E: 0 K: 0 S: 8	H: 0 LOB: 1 BB: 1 P: 15	R: 0 E: 0 K: 0 S: 9	H: 1 LOB: 2 BB: 2 P: 20	R: 0 E: 0 K: 1 S: 11	H: 1 LOB: 2 BB: 1 P: 19	R: 0 E: 0 K: 0 S: 9	H: 0 LOB: 0 BB: 0 P: 13	R: 1 E: 0 K: 1 S: 12	H: 2 LOB: 1 BB: 0 P: 13	R: 2 E: 0 K: 1 S: 20	H: 2 LOB: 1 BB: 1 P: 29	1B: 3 2B: 5 3B: 0 HR: 0	SF: 1 SAC: 0 DP: 1 HBP: 0	WP: 0 PB: 0 CS: 0	PA: 41
<b>PITCHER</b>	IP WLS BF H R ER SO BB IBB HBP BLK WP HR S P ERA WHIP																			
Vicente Padilla, R ERA: 7.52	6.0 W 27 4 0 0 0 3 5 1 0 0 0 0 0 51 96 0.00 1.500																			
Terry Adams, R ERA: 11.12	0.2 H 2 0 0 0 0 0 0 0 0 0 0 0 0 4 6 0.00 0.000																			
Rheal Cormier, L ERA: 6.0	0.1 H 3 2 1 1 0 0 0 0 0 0 0 0 0 9 11 27.00 6.000																			
63 Ryan Madson, R ERA: 6.0	0.2 H 2 0 0 0 0 0 0 0 0 0 0 0 0 3 3 0.00 0.000																			
Billy Wagner, L ERA: 1.62	1.1 S 7 2 2 2 2 1 0 0 0 0 0 0 0 25 35 13.50 2.250																			

AB	33
R	3
H	8
RBI	3
BB	7
SO	5
LOB	22



Batter	1	2	3	4	5	6	7	8	9	AB	R	H	RBI	BB	SO	LOB	BOTTOM			
11 Jimmy Rollins, S OBP: 0.279, SLG: 0.358	1-1 F7		0-1 G5-3		1-1 G3		2-2 P6		2-1 FC4-6	5	0	0	0	0	0	1	<b>Cincinnati Reds @ Philadelphia Phillies</b> Citizens Bank Park, Philadelphia, PA Sun May 15 2005, 1:35 PM EDT Att: 41,141 - Overcast - 74 F			
Endy Chavez, L OBP: 0.353, SLG: 0.429	3-2 G6-3		1-2 L7		1-1 B3-1		0-2 1B		1-2 G4-3	5	1	1	0	0	0	1				
Bobby Abreu, L OBP: 0.450, SLG: 0.604	0-2 G3		4-2 BB		0-0 HR		0-0 FC4-6 1B		1-2 26 FC4-6 1B	3	1	2	2	1	0	0				
Pat Burrell, R OBP: 0.377, SLG: 0.484			1-2 F9		0-1 G4-3		1-3 K		1-2 26 FC4-6 1B	4	0	1	0	0	1	1				
26 Chase Utley, L OBP: 0.347, SLG: 0.549			2-1 HR		0-1 G4-3		2-2 L9		0-0 FC4-6 1-2 2-3	4	1	1	1	0	0	2				
Placido Polanco, R OBP: 0.398, SLG: 0.355			2-2 6 2B		0-1 6 G6-3 2B		2-1 1B		1-0 G5-3	4	0	3	0	0	0	2				
Billy Wagner, L OBP: 0.500, SLG: 0.500										0	0	0	0	0	0	0				
6 Ryan Howard, L OBP: 0.259, SLG: 0.280			0-0 2B		0-1 G6-3		0-0 1B		0-0 1B	4	1	3	0	0	0	1				
Todd Pratt, R OBP: 0.300, SLG: 0.417			2-3 K		4-0 IBB		0-0 F4		1-3 K	3	0	0	0	1	2	5				
Vicente Padilla, R OBP: 0.200, SLG: 0.300			1-2 G6-3		0-3 K2-3		2-3 K		3-2 11 FC4-6 1B	2	0	0	0	0	1	4				
Jose Lirio, S OBP: 0.279, SLG: 0.250										1	0	0	0	0	0	2				
Terry Adams, R ERA: 3.38										0	0	0	0	0	0	0				
Rheal Cormier, L ERA: 6.0										0	0	0	0	0	0	0				
63 Ryan Madson, L ERA: 6.0										0	0	0	0	0	0	0				
David Bell, R OBP: 0.200, SLG: 0.321										1	0	1	0	0	0	0				
<b>Inning Stats</b>	R: 0 E: 0 K: 0 S: 8	H: 0 LOB: 0 BB: 0 P: 12	R: 1 E: 0 K: 1 S: 15	H: 3 LOB: 2 BB: 0 P: 23	R: 0 E: 0 K: 0 S: 9	H: 0 LOB: 1 BB: 1 P: 14	R: 0 E: 0 K: 1 S: 9	H: 1 LOB: 2 BB: 1 P: 13	R: 1 E: 0 K: 1 S: 8	H: 1 LOB: 0 BB: 0 P: 11	R: 0 E: 0 K: 1 S: 10	H: 2 LOB: 2 BB: 0 P: 16	R: 1 E: 0 K: 0 S: 13	H: 3 LOB: 2 BB: 0 P: 17	R: 1 E: 1 K: 1 S: 15	H: 2 LOB: 1 BB: 0 P: 22	1B: 7 2B: 2 3B: 1 HR: 2	SF: 0 SAC: 0 DP: 0 HBP: 0	WP: 0 PB: 0 CS: 0	PA: 38
<b>PITCHER</b>	IP WLS BF H R ER SO BB IBB HBP BLK WP HR S P ERA WHIP																			
54 Elizardo Ramirez, R ERA: 3.38	6.0 L 27 7 2 2 2 4 1 1 0 0 0 0 0 2 59 89 3.00 1.333																			
Kent Mercker, L ERA: 2.65	0.2 5 3 1 1 0 0 0 0 0 0 0 0 0 12 15 13.50 4.500																			
Ryan Wagner, R ERA: 4.29	1.1 6 2 1 0 1 0 0 0 0 0 0 0 0 16 24 0.00 1.500																			

AB	36
R	4
H	12
RBI	3
BB	2
SO	5
LOB	19





Batter	1	2	3	4	5	6	7	8	9	AB	R	H	RBI	BB	SO	LOB	TOP										
22 David Eckstein, R OBP: 0.384, SLG: 0.403	E6 15 CS 5 E	L7				F8			HR	5	2	2	1	0	0	1	St. Louis Cardinals @ Philadelphia Phillies Citizens Bank Park, Philadelphia, PA Tue May 17 2005, 7:05 PM EDT Att: 32,103 - Partly Cloudy - 65 F										
Lary Walker, L OBP: 0.356, SLG: 0.443	F9		K	E5 5 2B		G4-3			K	5	1	0	0	0	2	2											
5 Albert Pujols, R OBP: 0.411, SLG: 0.588	E5 15 CS		E6 15 2B				G5-3			5	1	3	2	0	0	1											
15 Jim Edmonds, L OBP: 0.401, SLG: 0.509							F7			3	0	1	1	2	0	1											
Reggie Sanders, R OBP: 0.322, SLG: 0.578	K		G5-3				K			4	0	0	0	0	3	5											
Mark Cudjzianek, R OBP: 0.387, SLG: 0.531										4	1	2	0	0	0	0											
Scott Seabol, R OBP: 0.167, SLG: 0.167		L3					P1			4	0	0	0	0	1	3											
4 Yadier Molina, R OBP: 0.250, SLG: 0.243		E5 SH3-4				G5-3	G1-3			4	0	0	0	0	0	1											
Jeff Suppan, R ERA: 4.07										1	0	0	1	0	0	0											
Gabe White, L ERA: 4.8										0	0	0	0	0	0	0											
Roger Cedeno, S ERA: 4.8										0	0	0	0	0	0	0											
34 Randy Flores, L ERA: 4.8										0	0	0	0	0	0	0											
Al Reyes, R ERA: 2.77										0	0	0	0	0	0	0											
So Taguchi, R OBP: 0.290, SLG: 0.441										1	0	0	0	0	0	0											
Inning Stats	R: 0 E: 2 K: 1 S: 10	H: 0 LOB: 2 BB: 1 P: 15	R: 1 E: 1 K: 0 S: 13	H: 1 LOB: 0 BB: 0 P: 20	R: 1 E: 1 K: 2 S: 15	H: 3 LOB: 2 BB: 0 P: 19	R: 2 E: 0 K: 1 S: 17	H: 2 LOB: 0 BB: 1 P: 28	R: 0 E: 0 K: 0 S: 7	H: 0 LOB: 0 BB: 0 P: 12	R: 0 E: 0 K: 0 S: 7	H: 0 LOB: 0 BB: 0 P: 11	R: 0 E: 0 K: 1 S: 9	H: 0 LOB: 0 BB: 0 P: 14	R: 0 E: 0 K: 0 S: 4	H: 0 LOB: 0 BB: 0 P: 7	R: 1 E: 0 K: 1 S: 11	H: 2 LOB: 1 BB: 0 P: 16	1B: 4 2B: 3 3B: 0 HR: 1	SF: 0 SAC: 1 DP: 0 HBP: 0	WP: 0 PB: 0 SB: 0 CS: 2	PA: 40					
PITCHER	IP	WLS	BF	H	R	ER	SO	BB	IBB	HBP	BLK	WP	HR	S	P	ERA	WHIP										
Cory Lidle, R ERA: 4.07	6.0	W	29	6	4	1	4	2	0	0	0	0	0	69	105	1.50	1.333										
63 Ryan Madson, R ERA: 5.4	2.0	H	6	0	0	0	1	0	0	0	0	0	0	13	21	0.00	0.000										
Billy Wagner, L ERA: 2.04	1.0	S	5	2	1	1	1	0	0	0	0	0	1	11	16	9.00	2.000										

Batter	1	2	3	4	5	6	7	8	9	AB	R	H	RBI	BB	SO	LOB	BOTTOM										
11 Jimmy Rollins, S OBP: 0.278, SLG: 0.352	G4-3		L8			G6-3				3	1	0	0	1	0	1	St. Louis Cardinals @ Philadelphia Phillies Citizens Bank Park, Philadelphia, PA Tue May 17 2005, 7:05 PM EDT Att: 32,103 - Partly Cloudy - 65 F										
Endy Chavez, L OBP: 0.333, SLG: 0.389	K	FC6 SF8 WP				L8				4	1	1	1	0	1	1											
Bobby Abreu, L OBP: 0.446, SLG: 0.620	HR	SF8					K			3	1	1	2	0	1	1											
Pat Burrell, R OBP: 0.381, SLG: 0.508	HR	K					F9			4	1	2	1	0	1	1											
26 Chase Utley, L OBP: 0.352, SLG: 0.543										3	0	1	0	0	0	1											
David Bell, R OBP: 0.295, SLG: 0.319	F7	F9								4	0	1	0	0	0	2											
6 Ryan Howard, L OBP: 0.286, SLG: 0.231										3	1	1	1	0	0	1											
Tomas Perez, S OBP: 0.295, SLG: 0.241										1	0	0	0	0	0	0											
Mike Lieberthal, R OBP: 0.330, SLG: 0.384										4	1	2	0	0	0	1											
Cory Lidle, R ERA: 4.27										1	1	1	0	0	0	0											
Jose Offerman, S ERA: 4.8										1	0	0	0	0	0	0											
63 Ryan Madson, L ERA: 4.8										0	0	0	0	0	0	0											
Billy Wagner, L OBP: 0.500, SLG: 0.500										0	0	0	0	0	0	0											
Inning Stats	R: 2 E: 0 K: 1 S: 16	H: 3 LOB: 1 BB: 0 P: 22	R: 5 E: 1 K: 1 S: 17	H: 3 LOB: 1 BB: 1 P: 33	R: 0 E: 0 K: 0 S: 7	H: 1 LOB: 0 BB: 0 P: 10	R: 0 E: 0 K: 0 S: 11	H: 1 LOB: 0 BB: 0 P: 14	R: 0 E: 0 K: 0 S: 10	H: 1 LOB: 0 BB: 0 P: 12	R: 0 E: 0 K: 0 S: 7	H: 0 LOB: 0 BB: 0 P: 9	R: 0 E: 0 K: 1 S: 10	H: 1 LOB: 0 BB: 0 P: 15	R: 0 E: 0 K: 0 S: 9	H: 0 LOB: 0 BB: 0 P: 12	1B: 7 2B: 0 3B: 0 HR: 3	SF: 1 SAC: 1 DP: 1 HBP: 1	WP: 1 PB: 0 SB: 0 CS: 1	PA: 35							
PITCHER	IP	WLS	BF	H	R	ER	SO	BB	IBB	HBP	BLK	WP	HR	S	P	ERA	WHIP										
Jeff Suppan, R ERA: 4.27	3.0	L	20	8	3	5	2	1	0	0	0	0	0	43	69	15.00	3.000										
Gabe White, L ERA: 4.8	2.0		6	1	0	0	0	0	0	0	0	0	0	18	22	0.00	0.500										
34 Randy Flores, L ERA: 4.8	2.0		6	1	0	0	1	0	0	0	0	0	0	17	24	0.00	0.500										
Al Reyes, R ERA: 2.77	1.0		3	0	0	0	0	0	0	0	0	0	0	9	12	0.00	0.000										

AB	37
R	5
H	8
RBI	5
BB	2
SO	6
LOB	14









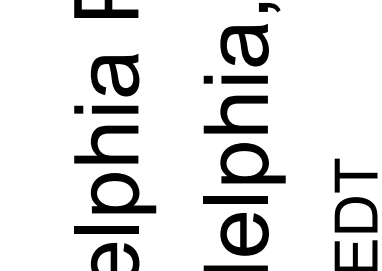
Batter	1	2	3	4	5	6	7	8	9	AB	R	H	RBI	BB	SO	LOB	TOP										
22 David Eckstein, R OBP: 0.385, SLG: 0.395										4	1	2	0	0	1	0	<b>St. Louis Cardinals @ Philadelphia Phillies</b> Citizens Bank Park, Philadelphia, PA Thu May 19 2005, 1:05 PM EDT Att: 38,229 - Sunny - 71 F										
Abraham Nunez, S OBP: 0.371, SLG: 0.598										4	0	0	0	0	3	2											
5 Albert Pujols, R OBP: 0.408, SLG: 0.609										4	1	1	2	0	0	1											
15 Jim Edmonds, L OBP: 0.407, SLG: 0.537 So Taguchi, R OBP: 0.277, SLG: 0.419										3	1	1	1	0	2	0											
Reggie Sanders, R OBP: 0.328, SLG: 0.584										4	1	2	0	0	0	0											
Roger Cedeno, S OBP: 0.170, SLG: 0.140										3	0	0	1	0	1	1											
Mark Grudzielanek, R OBP: 0.397, SLG: 0.536										4	0	1	0	0	1	1											
4 Yadier Molina, R OBP: 0.250, SLG: 0.270										3	0	0	0	0	1	3											
Jason Marquis, L ERA: 3.28, SLG: 0.417 Al Reyes, R ERA: 3.14 Gabe White, L ERA: 3.05 Scott Seabol, R ERA: 3.05 Julian Tavaréz, L ERA: 3.05 Ray King, L ERA: 3.05										2	0	0	0	0	0	0											
<b>Inning Stats</b>	R: 0 E: 0 K: 1 S: 9	H: 0 LOB: 0 BB: 0 P: 12	R: 1 E: 0 K: 2 S: 16	H: 2 LOB: 1 BB: 0 P: 23	R: 2 E: 0 K: 3 S: 15	H: 2 LOB: 0 BB: 0 P: 18	R: 0 E: 0 K: 0 S: 8	H: 1 LOB: 1 BB: 0 P: 10	R: 0 E: 0 K: 1 S: 13	H: 0 LOB: 0 BB: 0 P: 12	R: 0 E: 0 K: 1 S: 11	H: 0 LOB: 0 BB: 0 P: 15	R: 0 E: 0 K: 1 S: 7	H: 0 LOB: 0 BB: 0 P: 7	R: 1 E: 0 K: 2 S: 9	H: 1 LOB: 0 BB: 0 P: 10		1B: 4 2B: 1 3B: 0 HR: 2	SF: 0 SAC: 0 DP: 1 HBP: 1	WP: 0 PB: 0 SB: 3 CS: 0	PA: 34						
<b>PITCHER</b>	IP	WLS	BF	H	R	ER	SO	BB	IBB	HBP	BLK	WP	HR	S	P	ERA	WHIP										
39 Brett Myers, R ERA: 1.88	7.0	W	27	6	3	3	9	0	0	1	0	0	2	81	106	3.86	0.857										
63 Ryan Madson, R ERA: 5.14	1.0	H	3	0	0	0	1	0	0	0	0	0	0	7	7	0.00	0.000										
Billy Wagner, L ERA: 2.41	1.0		4	1	1	1	2	0	0	0	0	0	0	9	10	9.00	1.000										

Batter	1	2	3	4	5	6	7	8	9	AB	R	H	RBI	BB	SO	LOB	BOTTOM										
11 Jimmy Rollins, S OBP: 0.285, SLG: 0.347										3	2	0	0	2	0	2	<b>St. Louis Cardinals @ Philadelphia Phillies</b> Citizens Bank Park, Philadelphia, PA Thu May 19 2005, 1:05 PM EDT Att: 38,229 - Sunny - 71 F										
Endy Chavez, L OBP: 0.345, SLG: 0.375										2	1	0	0	1	0	2											
Bobby Abreu, L OBP: 0.459, SLG: 0.635										2	1	1	0	3	0	2											
Pat Burrell, R OBP: 0.396, SLG: 0.514										4	0	3	2	1	1	2											
26 Chase Utley, L OBP: 0.351, SLG: 0.534										5	1	2	1	0	0	5											
David Bell, R OBP: 0.316, SLG: 0.333										3	0	1	1	2	0	5											
Tomas Perez, S OBP: 0.380, SLG: 0.370										5	1	2	0	0	0	5											
Todd Pratt, R OBP: 0.318, SLG: 0.410										3	0	1	0	1	1	0											
39 Brett Myers, R OBP: 0.105, SLG: 0.056 Jose Offerman, S OBP: 0.289, SLG: 0.364 63 Ryan Madson, L OBP: 0.500, SLG: 0.500										3	0	1	1	0	1	2											
<b>Inning Stats</b>	R: 1 E: 0 K: 0 S: 9	H: 2 LOB: 2 BB: 2 P: 20	R: 1 E: 0 K: 0 S: 16	H: 3 LOB: 0 BB: 0 P: 27	R: 1 E: 0 K: 0 S: 9	H: 1 LOB: 2 BB: 2 P: 19	R: 0 E: 0 K: 1 S: 12	H: 0 LOB: 0 BB: 0 P: 27	R: 0 E: 0 K: 2 S: 15	H: 0 LOB: 0 BB: 0 P: 18	R: 1 E: 0 K: 0 S: 14	H: 2 LOB: 3 BB: 2 P: 24	R: 1 E: 0 K: 0 S: 7	H: 1 LOB: 0 BB: 0 P: 11	R: 1 E: 0 K: 0 S: 13	H: 2 LOB: 2 BB: 2 P: 23		1B: 9 2B: 2 3B: 0 HR: 1	SF: 0 SAC: 2 DP: 2 HBP: 0	WP: 1 PB: 0 SB: 3 CS: 0	PA: 43						
<b>PITCHER</b>	IP	WLS	BF	H	R	ER	SO	BB	IBB	HBP	BLK	WP	HR	S	P	ERA	WHIP										
Jason Marquis, R ERA: 3.57	4.0	L	24	7	4	4	1	6	0	0	0	1	0	46	93	9.00	3.250										
Al Reyes, R ERA: 3.14	1.1		5	0	1	1	2	1	0	0	0	0	0	17	24	6.75	0.750										
Gabe White, L ERA: 3.05	0.2		5	2	0	0	0	0	1	0	0	0	0	12	18	0.00	3.000										
Julian Tavaréz, R ERA: 3.05	1.0		4	1	1	1	0	0	0	0	0	0	1	7	11	9.00	1.000										
Ray King, L ERA: 3.86	1.0		5	2	1	1	0	2	0	0	0	0	0	13	23	9.00	4.000										

AB 33  
R 4  
H 7  
RBI 4  
BB 0  
SO 12  
LOB 8



AB 31  
R 7  
H 12  
RBI 6  
BB 10  
SO 3  
LOB 25









Batter	1	2	3	4	5	6	7	8	9	AB	R	H	RBI	BB	SO	LOB	TOP					
11 Jimmy Rollins, S OBP: 0.287, SLG: 0.346	P4		F8		F8			F8		4	0	0	0	0	0	1						
Placido Polanco, R OBP: 0.341, SLG: 0.345	G3		L9			K		K		4	0	0	0	0	2	0						
Bobby Abreu, L OBP: 0.454, SLG: 0.613	K			S BB		G3		K		3	0	0	0	1	2	0						
Pat Burrell, R OBP: 0.399, SLG: 0.510		G4-3 1B		K	L7			K		4	0	1	0	0	2	1						
Jim Thome, L OBP: 0.343, SLG: 0.301		G4-3		L4			2B 1B	G3		4	0	1	0	0	0	2						
David Bell, R OBP: 0.323, SLG: 0.338		1B BB		K			1-3 2B	BLK BB		2	0	1	0	2	1	1						
Jason Michaels, R OBP: 0.385, SLG: 0.372		1-2 2-H 1B					K	K		4	0	2	0	0	2	3						
Todd Pratt, R OBP: 0.298, SLG: 0.381		K			F9			K		3	0	0	0	0	2	5						
Tomas Perez, S OBP: 0.358, SLG: 0.347			F8		P4		L4			3	0	0	0	0	0	3						
<b>Inning Stats</b>	R: 0 E: 0 K: 1 S: 11	H: 0 LOB: 0 BB: 0 P: 20	R: 0 E: 0 K: 1 S: 11	H: 2 LOB: 2 BB: 1 P: 20	R: 0 E: 0 K: 0 S: 6	H: 0 LOB: 0 BB: 0 P: 7	R: 0 E: 0 K: 2 S: 10	H: 0 LOB: 1 BB: 1 P: 16	R: 0 E: 0 K: 0 S: 9	H: 1 LOB: 1 BB: 0 P: 14	R: 0 E: 0 K: 1 S: 7	H: 0 LOB: 0 BB: 0 P: 11	R: 0 E: 0 K: 2 S: 17	H: 2 LOB: 2 BB: 0 P: 24	R: 0 E: 0 K: 2 S: 11	H: 0 LOB: 1 BB: 1 P: 13	R: 0 E: 0 K: 2 S: 11	H: 0 LOB: 1 BB: 1 P: 18	1B: 4 2B: 1 3B: 0 HR: 0	SF: 0 SAC: 0 DP: 0 HBP: 0	WP: 0 PB: 0 SB: 1 CS: 0	PA: 34
<b>PITCHER</b>	IP	WLS	BF	H	R	ER	SO	BB	IBB	HBP	BLK	WP	HR	S	P	ERA	WHIP					
45 Erik Bedard, L ERA: 2.08	(1, 1)	7.0	W	27	5	0	7	2	0	0	0	0	0	71	112	0.00	1.000					
Jorge Julio, R ERA: 1.99	(8, 1)	1.0		3	0	0	2	0	0	0	0	0	0	11	13	0.00	0.000					
Steve Kline, L ERA: 5.06	(9, 1)	1.0		4	0	0	2	1	0	0	1	0	0	11	18	0.00	1.000					

Philadelphia Phillies @ Baltimore Orioles  
 Oriole Park at Camden Yards, Baltimore, MD  
 Sat May 21 2005, 7:05 PM EDT  
 Att: 42,331 - Partly Cloudy - 75 F

AB 31  
 R 0  
 H 5  
 RBI 0  
 BB 3  
 SO 11  
 LOB 16



Batter	1	2	3	4	5	6	7	8	9	AB	R	H	RBI	BB	SO	LOB	BOTTOM					
1 Brian Roberts, S OBP: 0.457, SLG: 0.667	39 L4 1B		F6		2B		6 PB 2B	P6		5	0	3	0	0	0	4						
39 Jeff Fiorentino, L OBP: 0.333, SLG: 0.483	L4		6 G5-4-3 1B		6 2B		K	K		5	0	2	2	0	2	3						
6 Melvin Mora, R OBP: 0.342, SLG: 0.509	G1-3		6 G5-4-3 1B		2B		10 G4-6-3 HBP			3	0	1	0	0	0	2						
10 Miguel Tejada, R OBP: 0.371, SLG: 0.584		K		FC6-4 1B	G6-3		G4-6-3			4	0	1	0	0	1	4						
Rafael Palmeiro, L OBP: 0.344, SLG: 0.388		K		FC6-4 1B		31 HR 1B		31 BB 2B BB		3	2	2	0	1	1	0						
Javy Lopez, R OBP: 0.320, SLG: 0.490								31 BB 2B 1B		4	1	1	0	0	1	3						
Geronimo Gil, R OBP: 0.182, SLG: 0.273		G1-3		FC6-4				31 BB 2B 1B		0	0	0	0	0	0	0						
31 Jay Gibbons, L OBP: 0.324, SLG: 0.564			E 39 1B 2B	K			1-H HR	2B BB		3	3	2	2	1	1	2						
Chris Gomez, R OBP: 0.571, SLG: 0.571			E 39 1B BB	G5-3			F8	2B		3	1	1	3	1	0	2						
Larry Bigbie, L OBP: 0.278, SLG: 0.314			FC1 39 1B		G4-3		G3	K		4	0	0	0	0	1	3						
<b>Inning Stats</b>	R: 0 E: 0 K: 0 S: 6	H: 1 LOB: 0 BB: 0 P: 10	R: 0 E: 0 K: 2 S: 8	H: 0 LOB: 0 BB: 0 P: 10	R: 2 E: 1 K: 0 S: 17	H: 2 LOB: 1 BB: 1 P: 26	R: 0 E: 0 K: 1 S: 11	H: 2 LOB: 2 BB: 0 P: 15	R: 0 E: 0 K: 1 S: 12	H: 3 LOB: 2 BB: 0 P: 17	R: 2 E: 0 K: 1 S: 14	H: 2 LOB: 1 BB: 0 P: 21	R: 0 E: 0 K: 1 S: 12	H: 1 LOB: 1 BB: 0 P: 21	R: 3 E: 0 K: 2 S: 12	H: 2 LOB: 1 BB: 2 P: 29	1B: 7 2B: 5 3B: 0 HR: 1	SF: 0 SAC: 0 DP: 2 HBP: 1	WP: 0 PB: 1 SB: 0 CS: 0	PA: 38		
<b>PITCHER</b>	IP	WLS	BF	H	R	ER	SO	BB	IBB	HBP	BLK	WP	HR	S	P	ERA	WHIP					
Vicente Padilla, R ERA: 7.03	(1, 1)	5.2	L	26	10	4	3	4	1	0	0	0	0	8	11	0.00	1.500					
Aaron Fultz, L ERA: 1.62	(6, 1)	0.2		3	1	0	0	1	0	0	0	0	0	8	11	0.00	1.500					
Terry Adams, R ERA: 12.46	(7, 1)	0.2		6	2	3	3	0	2	0	1	0	0	12	27	40.50	6.000					
Geoff Geary, R ERA: 5.06	(8, 1)	1.0		3	0	0	0	2	0	0	0	0	0	8	14	0.00	0.000					

Philadelphia Phillies @ Baltimore Orioles  
 Oriole Park at Camden Yards, Baltimore, MD  
 Sat May 21 2005, 7:05 PM EDT  
 Att: 42,331 - Partly Cloudy - 75 F

AB 34  
 R 7  
 H 13  
 RBI 7  
 BB 3  
 SO 7  
 LOB 23





Batter	1	2	3	4	5	6	7	8	9	AB	R	H	RBI	BB	SO	LOB	TOP			
11 Jimmy Rollins, S OBP: 0.290, SLG: 0.344	L7		G4-3	G4-3			G3	E		4	1	1	0	1	0	0	Philadelphia Phillies @ Baltimore Orioles Oriole Park at Camden Yards, Baltimore, MD Sun May 22 2005, 1:35 PM EDT Att: 41,614 - Partly Cloudy - 75 F			
Placido Polanco, R OBP: 0.336, SLG: 0.339	F8		G1-3		G4-3			E6		5	0	1	0	0	0	2				
Bobby Abreu, L OBP: 0.452, SLG: 0.604			K					G4-3		4	0	1	0	1	2	5				
Jim Thome, L OBP: 0.336, SLG: 0.287	F7				P4				G4-3	4	1	0	0	1	1	3				
Pat Burrell, R OBP: 0.412, SLG: 0.547 Endy Chavez, L (8, PR) OBP: 0.343, SLG: 0.367		1B BB						26 1B	26 G4-3	3	1	3	3	1	0	0				
26 Chase Utley, L OBP: 0.339, SLG: 0.531		K	F8		P5			G1-3 1B	G4-3	5	1	1	0	0	1	4				
Kenny Lofton, L OBP: 0.455, SLG: 0.508		1B BB			F7		G1-3	G1-3	K	4	1	1	1	1	1	1				
David Bell, R OBP: 0.321, SLG: 0.336			K		L7			G1-3		4	0	1	0	0	1	2				
Mike Lieberthal, R OBP: 0.320, SLG: 0.382		G6-4-3			F9			P6		4	1	1	1	0	0	5				
<b>Inning Stats</b>	R: 0 E: 0 K: 0 S: 9	H: 1 LOB: 1 BB: 0 P: 12	R: 0 E: 0 K: 1 S: 10	H: 1 LOB: 2 BB: 2 P: 19	R: 3 E: 0 K: 1 S: 14	H: 2 LOB: 0 BB: 1 P: 26	R: 1 E: 0 K: 1 S: 7	H: 1 LOB: 0 BB: 0 P: 9	R: 0 E: 0 K: 0 S: 5	H: 0 LOB: 0 BB: 0 P: 6	R: 0 E: 0 K: 2 S: 9	H: 1 LOB: 1 BB: 0 P: 15	R: 3 E: 1 K: 0 S: 17	H: 3 LOB: 3 BB: 1 P: 30	R: 0 E: 0 K: 1 S: 12	H: 1 LOB: 1 BB: 0 P: 17		1B: 8 2B: 1 3B: 0 HR: 2	SF: 0 SAC: 0 DP: 1 HBP: 0	WP: 1 PB: 0 CS: 1
<b>PITCHER</b>	IP WLS BF H R ER SO BB IBB HBP BLK WP HR S P ERA WHIP																			
Sidney Ponson, R ERA: 5.83	(1, 1) 7.0 L 31 7 4 4 5 4 0 0 0 0 1 2 64 105 5.14 1.571																			
Steve Kline, L ERA: 5.63	(8, 1) 0.0 3 3 3 1 0 0 0 0 0 0 0 6 10 ∞ ∞																			
Steve Reed, R ERA: 5.4	(8, 1) 1.0 5 0 0 0 0 0 1 0 0 0 0 11 20 0.00 0.000																			
B.J. Ryan, L ERA: 1.5	(9, 1) 1.0 4 1 0 0 1 0 0 0 0 0 0 12 17 0.00 1.000																			

Batter	1	2	3	4	5	6	7	8	9	AB	R	H	RBI	BB	SO	LOB	BOTTOM			
1 Brian Roberts, S OBP: 0.453, SLG: 0.669	F8		F8		P6			F8		4	1	1	0	0	0	1	Philadelphia Phillies @ Baltimore Orioles Oriole Park at Camden Yards, Baltimore, MD Sun May 22 2005, 1:35 PM EDT Att: 41,614 - Partly Cloudy - 75 F			
39 Jeff Fiorentino, L OBP: 0.324, SLG: 0.469	SF8		L9			G3-1		6 1B		3	0	1	1	0	0	0				
6 Melvin Mora, R OBP: 0.340, SLG: 0.503	F8			B1-3		F8		10 FC6-4	1B	4	0	1	0	0	0	0				
10 Miguel Tejada, R OBP: 0.368, SLG: 0.593	G6-3			K				FC6-4		4	1	1	1	0	1	2				
Rafael Palmeiro, L OBP: 0.342, SLG: 0.384			G5-4-3		P5		G4-3		G3	4	0	1	0	0	0	1				
Javy Lopez, R OBP: 0.312, SLG: 0.478		G5-4-3			P4				G5-3	4	0	0	0	0	1	2				
31 Jay Gibbons, L OBP: 0.322, SLG: 0.551					G3-1				K	3	0	0	0	1	1	0				
David Newhan, L OBP: 0.232, SLG: 0.346			P4		K					3	0	0	0	0	1	1				
Larry Bigbie, L OBP: 0.279, SLG: 0.324			G4-3					F7		3	0	1	0	0	0	0				
<b>Inning Stats</b>	R: 1 E: 0 K: 0 S: 6	H: 1 LOB: 0 BB: 0 P: 7	R: 0 E: 0 K: 0 S: 5	H: 1 LOB: 1 BB: 1 P: 12	R: 0 E: 0 K: 0 S: 4	H: 0 LOB: 0 BB: 0 P: 7	R: 0 E: 0 K: 1 S: 6	H: 0 LOB: 1 BB: 0 P: 8	R: 0 E: 0 K: 0 S: 10	H: 1 LOB: 0 BB: 0 P: 18	R: 1 E: 0 K: 0 S: 10	H: 1 LOB: 0 BB: 0 P: 14	R: 0 E: 0 K: 1 S: 5	H: 2 LOB: 2 BB: 0 P: 11	R: 0 E: 0 K: 1 S: 11	H: 0 LOB: 0 BB: 0 P: 15		1B: 3 2B: 1 3B: 1 HR: 1	SF: 1 SAC: 0 DP: 1 HBP: 0	WP: 1 PB: 0 CS: 0
<b>PITCHER</b>	IP WLS BF H R ER SO BB IBB HBP BLK WP HR S P ERA WHIP																			
Cory Lidle, R ERA: 3.75	(1, 1) 9.0 W 34 6 2 2 4 1 0 0 0 1 1 65 99 2.00 0.778																			







Batter	1	2	3	4	5	6	7	8	9	10	AB	R	H	RBI	BB	SO	LOB	TOP									
11 Jimmy Rollins, S OBP: 0.301, SLG: 0.359	P5			26 1B	P6		2-0	CS		G4-3 1B	5	1	3	1	0	0	0	<b>Philadelphia Phillies @ Florida Marlins</b> Dolphin Stadium, Miami, FL Tue May 24 2005, 7:05 PM EDT Att. 18,419 - Partly Cloudy - 89 F									
Kenny Lofton, L OBP: 0.431, SLG: 0.469	G1-3			P6		4-2	FC3-6 1B	CS	F8	F7	4	0	0	0	1	0	2										
Bobby Abreu, L OBP: 0.457, SLG: 0.596	K			26 1B		4-2	FC3-6 1B		CS	G4-3	3	1	1	0	2	1	1										
Jim Thome, L OBP: 0.327, SLG: 0.272				P5		1-2	FC3-6		FC3-6 1B	F7	4	0	0	0	1	1	5										
Amaury Telemaco, R OBP: 0.344, SLG: 0.530						0-2	1-2 2-3		BB		0	0	0	0	0	0	0										
Aaron Fultz, L						0-2					0	0	0	0	0	0	0										
26 Chase Utley, L OBP: 0.344, SLG: 0.530						0-2					4	0	2	1	0	0	3										
David Bell, R OBP: 0.320, SLG: 0.335						0-0					4	0	2	1	0	1	3										
Andy Chavez, L OBP: 0.308, SLG: 0.324						0-0					3	0	0	0	0	1	2										
Mike Lieberthal, R OBP: 0.331, SLG: 0.388						1-0					3	1	0	0	0	0	1										
39 Brett Myers, R Rheal Cormier, L						1-3					2	0	0	0	0	0	2										
63 Ryan Madison, L						1-3					0	0	0	0	0	0	0										
Tommy Perez, S						1-3					0	0	0	0	0	0	0										
Billy Wagner, L						1-3					1	0	0	0	0	0	1										
Placido Polanco, R						1-3					0	0	0	0	0	0	0										
Inning Stats	R: 0 E: 0 K: 1 S: 11	H: 0 LOB: 0 BB: 0 P: 18	R: 0 E: 0 K: 1 S: 11	H: 1 LOB: 0 BB: 0 P: 14	R: 0 E: 0 K: 1 S: 8	H: 0 LOB: 0 BB: 0 P: 13	R: 2 E: 0 K: 1 S: 15	H: 3 LOB: 2 BB: 1 P: 22	R: 0 E: 0 K: 1 S: 7	H: 0 LOB: 0 BB: 0 P: 11	R: 0 E: 0 K: 0 S: 13	H: 1 LOB: 2 BB: 1 P: 23	R: 1 E: 0 K: 0 S: 8	H: 1 LOB: 0 BB: 0 P: 12	R: 0 E: 0 K: 0 S: 4	H: 0 LOB: 1 BB: 2 P: 14	R: 0 E: 0 K: 0 S: 9	H: 1 LOB: 1 BB: 0 P: 13	R: 0 E: 0 K: 0 S: 11	H: 1 LOB: 1 BB: 0 P: 20	1B: 7 2B: 1 3B: 0 HR: 0	SF: 0 SAC: 2 DP: 1 HBP: 1	WP: 0 PA: 41				
PITCHER	IP	WLS	BF	H	R	ER	SO	BB	IBB	HBP	BLK	WP	HR	S	P	ERA	WHIP										
Josh Beckett, R ERA: 2.63	7.0		28	6	3	3	6	2	0	0	0	0	0	73	113	3.86	1.143										
Matt Perisho, L ERA: 1.8	1.0		4	0	0	0	0	2	0	0	0	0	0	4	14	0.00	2.000										
40 Nate Bump, R ERA: 3.2	1.0		4	1	0	0	0	0	0	0	0	0	0	9	13	0.00	1.000										
John Riedling, R ERA: 5.56	1.0	W	4	1	0	0	0	0	0	0	0	0	0	11	20	0.00	1.000										

AB	33
R	3
H	8
RBI	3
BB	4
SO	6
LOB	18



Batter	1	2	3	4	5	6	7	8	9	10	AB	R	H	RBI	BB	SO	LOB	BOTTOM									
Juan Pierre, L OBP: 0.323, SLG: 0.343	B3										3	0	0	0	0	0	1	<b>Philadelphia Phillies @ Florida Marlins</b> Dolphin Stadium, Miami, FL Tue May 24 2005, 7:05 PM EDT Att. 18,419 - Partly Cloudy - 89 F									
Jeff Conine, R OBP: 0.356, SLG: 0.370											2	1	1	0	0	1	1										
Paul Lo Duca, R OBP: 0.370, SLG: 0.410	G1-3										4	0	0	1	1	0	1										
Carlos Delgado, L OBP: 0.407, SLG: 0.559	K										4	0	1	1	1	1	0										
Miguel Cabrera, R OBP: 0.413, SLG: 0.613											3	0	0	0	1	1	3										
40 Nate Bump, L											0	0	0	0	0	0	0										
John Riedling, R											0	0	0	0	0	0	0										
Juan Encarnacion, R OBP: 0.357, SLG: 0.472	P5										4	0	0	0	0	0	1										
Mike Lowell, R OBP: 0.234, SLG: 0.324	F7										4	0	0	0	0	0	1										
Damon Easley, R OBP: 0.296, SLG: 0.500	F9										4	1	2	1	0	0	1										
Alex Gonzalez, R OBP: 0.329, SLG: 0.420											4	0	1	0	0	1	1										
Josh Beckett, R OBP: 0.280, SLG: 0.273											2	0	0	0	0	1	1										
Matt Perisho, L ERA: 7.2											0	0	0	0	0	0	0										
Lenny Harris, L OBP: 0.421, SLG: 0.444											0	0	0	0	0	0	0										
Joe Dillon, R OBP: 0.500, SLG: 0.857											1	2	1	0	1	0	0										
Inning Stats	R: 0 E: 0 K: 1 S: 7	H: 0 LOB: 0 BB: 0 P: 10	R: 0 E: 0 K: 0 S: 8	H: 0 LOB: 1 BB: 1 P: 14	R: 0 E: 0 K: 2 S: 13	H: 1 LOB: 3 BB: 2 P: 25	R: 0 E: 0 K: 0 S: 13	H: 1 LOB: 1 BB: 0 P: 18	R: 0 E: 0 K: 0 S: 8	H: 0 LOB: 0 BB: 0 P: 14	R: 0 E: 0 K: 0 S: 7	H: 0 LOB: 0 BB: 0 P: 11	R: 2 E: 0 K: 0 S: 11	H: 2 LOB: 0 BB: 0 P: 16	R: 1 E: 0 K: 1 S: 7	H: 1 LOB: 0 BB: 0 P: 15	R: 1 E: 0 K: 1 S: 10	H: 1 LOB: 1 BB: 1 P: 17	1B: 2 2B: 3 3B: 0 HR: 1	SF: 0 SAC: 0 DP: 0 HBP: 0	WP: 0 PA: 39						
PITCHER	IP	WLS	BF	H	R	ER	SO	BB	IBB	HBP	BLK	WP	HR	S	P	ERA	WHIP										
39 Brett Myers, R ERA: 1.69	7.0		26	2	0	0	3	3	0	0	0	0	0	64	104	0.00	0.714										
Rheal Cormier, L	0.0		2	2	2	2	0	0	0	0	0	0	0	5													
63 Ryan Madison, R ERA: 4.91	1.0	H	3	0	0	0	0	0	0	0	1	0	0	7	11	0.00	0.000										
Billy Wagner, L ERA: 2.75	1.0	B	4	1	1	1	1	0	0	0	0	0	1	7	15	9.00	1.000										
Amaury Telemaco, R ERA: 13.5	0.2	L	3	0	1	1	1	1	0	0	0	0	0	9	16	13.50	1.500										
PITCHER	IP	WLS	BF	H	R	ER	SO	BB	IBB	HBP	BLK	WP	HR	S	P	ERA	WHIP										
Aaron Fultz, L ERA: 1.53	10.1		0.0		1	1	0	0	0	0	0	0	0	1	1												

AB	35
R	4
H	6
RBI	3
BB	4
SO	5
LOB	11






Batter	1	2	3	4	5	6	7	8	9	AB	R	H	RBI	BB	SO	LOB	TOP				
11 Jimmy Rollins, S OBP: 0.316, SLG: 0.375										5	2	4	0	1	0	0	Philadelphia Phillies @ Florida Marlins Dolphin Stadium, Miami, FL Wed May 25 2005, 7:05 PM EDT Att: 17,165 - Partly Cloudy - 86 F				
Placido Polanco, R OBP: 0.333, SLG: 0.338										5	2	2	2	1	0	3					
Bobby Abreu, L OBP: 0.455, SLG: 0.596										5	0	2	0	0	1	5					
Pat Burrell, R OBP: 0.405, SLG: 0.532										3	1	1	2	0	2	2					
Endy Chavez, L OBP: 0.306, SLG: 0.324										0	0	0	0	0	0	0					
Jim Thome, L OBP: 0.347, SLG: 0.292										4	2	3	1	1	0	1					
David Bell, R OBP: 0.326, SLG: 0.340										4	0	2	0	1	0	3					
Jason Michaels, R OBP: 0.361, SLG: 0.368										5	0	1	2	0	1	4					
Todd Pratt, R OBP: 0.288, SLG: 0.362										5	0	1	1	0	2	4					
Randy Wolf, L OBP: 0.211, SLG: 0.222										3	1	1	0	0	0	3					
63 Ryan Madson, L OBP: 0.349, SLG: 0.530										1	0	0	0	0	0	0					
26 Chase Utley, L OBP: 0.349, SLG: 0.530										0	0	0	0	1	0	0					
Billy Wagner, L OBP: 0.500, SLG: 0.500										0	0	0	0	0	0	0					
<b>Inning Stats</b>	R: 0 E: 0 K: 1 S: 8	H: 1 LOB: 1 BB: 1 P: 16	R: 1 E: 0 K: 0 S: 9	H: 2 LOB: 1 BB: 1 P: 17	R: 4 E: 0 K: 2 S: 25	H: 5 LOB: 1 BB: 1 P: 43	R: 1 E: 0 K: 0 S: 13	H: 2 LOB: 2 BB: 1 P: 22	R: 2 E: 0 K: 1 S: 16	H: 3 LOB: 1 BB: 0 P: 28	R: 0 E: 0 K: 2 S: 18	H: 2 LOB: 2 BB: 0 P: 27	R: 0 E: 0 K: 0 S: 7	H: 0 LOB: 0 BB: 0 P: 11	R: 0 E: 0 K: 0 S: 8	H: 1 LOB: 1 BB: 1 P: 11	R: 0 E: 0 K: 0 S: 13	H: 1 LOB: 2 BB: 1 P: 22	1B: 13 2B: 4 3B: 0 HR: 0	SF: 1 DP: 1 HBP: 0	WP: 0 PA: 47 PB: 0 SB: 1 CS: 2
<b>PITCHER</b>	IP WLS BF H R ER SO BB IBB HBP BLK WP HR S P ERA WHIP																	<b>PITCHER</b>	IP WLS BF H R ER SO BB IBB HBP BLK WP HR S P ERA WHIP		
Al Leiter, L ERA: 6.91	2.1 L 14 7 5 5 2 2 0 0 0 0 0 0 30 53 19.29 3.857																				
19 Logan Kensing, R ERA: 11.12	3.1 2.2 16 6 3 3 2 2 0 0 0 0 0 41 73 10.12 3.000																				
40 Nate Bump, R ERA: 2.91	6.1 2.0 8 2 0 0 2 0 0 0 0 0 0 25 38 0.00 1.000																				
Matt Perisho, L ERA: 1.64	8.1 1.0 4 1 0 0 0 0 0 0 0 0 0 8 11 0.00 1.000																				
Jim Mecir, R ERA: 4.96	9.1 1.0 5 1 0 0 0 1 0 0 0 0 0 0 13 22 0.00 2.000																				

AB 40  
R 8  
H 17  
RBI 8  
BB 5  
SO 6  
LOB 25



Batter	1	2	3	4	5	6	7	8	9	AB	R	H	RBI	BB	SO	LOB	BOTTOM				
Juan Pierre, L OBP: 0.321, SLG: 0.341										4	1	1	0	0	0	2	Philadelphia Phillies @ Florida Marlins Dolphin Stadium, Miami, FL Wed May 25 2005, 7:05 PM EDT Att: 17,165 - Partly Cloudy - 86 F				
Jeff Conine, R OBP: 0.407, SLG: 0.383										1	0	1	0	0	0	0					
Paul Lo Duca, R OBP: 0.309, SLG: 0.404										2	0	0	0	0	0	1					
40 Nate Bump, R ERA: 2.91										0	0	0	0	0	0	0					
Lenny Harris, L OBP: 0.490, SLG: 0.421										1	0	0	0	0	0	0					
Matt Perisho, L ERA: 1.64										0	0	0	0	0	0	0					
Jim Mecir, S OBP: 0.444, SLG: 0.750										0	0	0	0	0	0	0					
Joe Dillon, R OBP: 0.444, SLG: 0.750										1	0	0	0	0	0	2					
Carlos Delgado, L OBP: 0.396, SLG: 0.541										5	0	0	0	0	3	5					
Miguel Cabrera, R OBP: 0.409, SLG: 0.610											4	2	1	0	0	1		2			
Juan Encarnacion, R OBP: 0.355, SLG: 0.467											4	0	1	1	0	2	1				
Mike Lowell, R OBP: 0.247, SLG: 0.342										4	1	3	2	0	0	0					
Damion Easley, R OBP: 0.304, SLG: 0.532										4	1	2	2	0	1	2					
Alex Gonzalez, R OBP: 0.333, SLG: 0.418											4	1	2	2	0	1	2				
Al Leiter, L ERA: 6.91											3	0	1	0	1	1	2				
19 Logan Kensing, R ERA: 11.12											1	0	0	0	0	0	1				
Chris Aquila, R OBP: 0.235, SLG: 0.188											0	0	0	0	0	0	0				
20 Matt Treanor, R OBP: 0.400, SLG: 0.353											1	0	0	0	1	0	1				
<b>Inning Stats</b>	R: 2 E: 0 K: 2 S: 19	H: 3 LOB: 2 BB: 0 P: 28	R: 0 E: 0 K: 0 S: 3	H: 1 LOB: 0 BB: 0 P: 6	R: 0 E: 0 K: 1 S: 13	H: 0 LOB: 0 BB: 0 P: 20	R: 0 E: 0 K: 0 S: 10	H: 2 LOB: 1 BB: 0 P: 16	R: 0 E: 0 K: 1 S: 9	H: 0 LOB: 1 BB: 0 P: 13	R: 3 E: 0 K: 1 S: 13	H: 3 LOB: 1 BB: 1 P: 27	R: 0 E: 0 K: 3 S: 10	H: 0 LOB: 0 BB: 0 P: 15	R: 0 E: 0 K: 1 S: 11	H: 0 LOB: 0 BB: 0 P: 16	R: 0 E: 0 K: 1 S: 11	H: 1 LOB: 2 BB: 1 P: 18	1B: 7 2B: 2 3B: 0 HR: 1	SF: 0 DP: 2 HBP: 1	WP: 0 PA: 39 PB: 0 SB: 0 CS: 0
<b>PITCHER</b>	IP WLS BF H R ER SO BB IBB HBP BLK WP HR S P ERA WHIP																	<b>PITCHER</b>	IP WLS BF H R ER SO BB IBB HBP BLK WP HR S P ERA WHIP		
Randy Wolf, L ERA: 5.07	5.1 W 25 9 5 5 5 0 0 0 0 0 0 0 26 45 8.44 1.688																				
63 Ryan Madson, R ERA: 4.39	6.1 H 9 0 0 0 4 1 0 0 0 0 0 0 0 26 45 0.00 0.375																				
Billy Wagner, L ERA: 2.61	9.1 S 5 1 0 0 1 1 0 0 0 0 0 0 0 11 18 0.00 2.000																				

AB 36  
R 5  
H 10  
RBI 5  
BB 2  
SO 10  
LOB 19





Batter	1	2	3	4	5	6	7	8	9	AB	R	H	RBI	BB	SO	LOB	TOP				
11 Jimmy Rollins, S OBP: 0.318, SLG: 0.380	1-2 1B 1B	1-1 G3		0-0 F9		1-1 2B		0-1 F7		5	1	2	0	0	0	2	Philadelphia Phillies @ Atlanta Braves Turner Field, Atlanta, GA Fri May 27 2005, 7:35 PM EDT Att: 31,501 - Partly Cloudy - 80 F				
Placido Polanco, R Endy Chavez, L OBP: 0.338, SLG: 0.343 OBP: 0.300, SLG: 0.314	1-0 1B HR	1-2 F8			1-0 BB	1-1 F7		0-0 G4-3		4	1	2	0	0	0	2					
Bobby Abreu, L OBP: 0.463, SLG: 0.598	1-2 HR 1B	3-2 1B			4-0 BB		3-2 G4-3		4-1 26 1B	3	2	2	1	2	0	0					
Jim Thome, L OBP: 0.350, SLG: 0.320	0-1 HR	1-3 K			1-3 K		1-1 G4-3		4-0 1B 26 1B	4	1	1	3	1	2	3					
26 Chase Utley, L OBP: 0.366, SLG: 0.542	4-2 BB		2-1 G3-1 FC6-2		2-3 K		4-2 S BB		2-0 1B	3	0	2	1	2	1	2					
David Bell, R OBP: 0.319, SLG: 0.329	0-1 F8		0-1 G3-1		1-2 P3		2-1 F7		2-2 K	5	0	0	0	0	1	7					
Kenny Lofton, L OBP: 0.442, SLG: 0.471	1-1 G1-3		0-1 FC6-2		4-1 11 2B		2-2 SH3-4 1B		3-2 1B	4	0	2	0	1	0	2					
Mike Lieberthal, R OBP: 0.333, SLG: 0.383	4-0 IBB		2-2 CS	0-0 P5		1-2 F7		2-1 SH3-4 1B	0-0 L5	4	0	1	0	1	0	4					
Cory Lidle, R Rheal Cormier, L Jason Michaels, R Billy Wagner, L OBP: 0.235, SLG: 0.188 ERA: 7.53 OBP: 0.377, SLG: 0.365 OBP: 0.500, SLG: 0.500	1-3 K		0-3 K		1-3 K		0-0 SH3-4 1B		1-2 F7	3	0	0	0	0	3	3					
Inning Stats	R: 4 E: 0 K: 1 S: 19	H: 4 LOB: 2 BB: 2 P: 32	R: 0 E: 0 K: 1 S: 12	H: 1 LOB: 1 BB: 0 P: 18	R: 0 E: 0 K: 0 S: 8	H: 1 LOB: 0 BB: 0 P: 12	R: 0 E: 0 K: 1 S: 5	H: 0 LOB: 0 BB: 0 P: 5	R: 0 E: 0 K: 2 S: 14	H: 1 LOB: 2 BB: 1 P: 23	R: 0 E: 0 K: 0 S: 11	H: 0 LOB: 1 BB: 1 P: 21	R: 0 E: 0 K: 0 S: 11	H: 2 LOB: 2 BB: 0 P: 15	R: 1 E: 0 K: 1 S: 13	H: 2 LOB: 3 BB: 2 P: 29		1B: 9 2B: 2 3B: 0 HR: 1	SF: 0 SAC: 1 DP: 0 HBP: 0	WP: 0 PB: 0 SB: 2 CS: 1	PA: 46
PITCHER	IP	WLS	BF	H	R	ER	SO	BB	IBB	HBP	BLK	WP	HR	S	P	ERA	WHIP				
29 John Smoltz, R Roman Colon, R Kevin Gryboski, R Jorge Sosa, R ERA: 2.91 ERA: 7.53 ERA: 1.13 ERA: 3.44	6.0	L	29	8	4	4	6	3	1	0	0	0	1	70	110	6.00	1.833				

AB	37
R	5
H	12
RBI	5
BB	7
SO	7
LOB	30



Batter	1	2	3	4	5	6	7	8	9	AB	R	H	RBI	BB	SO	LOB	BOTTOM				
Rafael Furcal, S OBP: 0.276, SLG: 0.340	1-0 2B		0-0 10 S		1-2 PB S		0-1 L4			4	1	3	0	0	0	0	Philadelphia Phillies @ Atlanta Braves Turner Field, Atlanta, GA Fri May 27 2005, 7:35 PM EDT Att: 31,501 - Partly Cloudy - 80 F				
Marcus Giles, R OBP: 0.335, SLG: 0.429	3-1 2B		2-0 F9		3-3 K		0-2 F8			4	0	1	1	0	1	2					
10 Chipper Jones, S OBP: 0.452, SLG: 0.592	2-2 F8		1-3 K		3-3 K		1-2 F7			4	0	0	0	0	2	3					
Adam LaRoche, L OBP: 0.329, SLG: 0.477	0-3 K		2-3 K		1-0 G6-3		1-0 FC5-4 1B			4	0	1	0	0	2	3					
Andrew Jones, R OBP: 0.328, SLG: 0.532	2-2 L5			2-2 G5-3		0-0 G5-3		3-1 FC5-4		4	0	0	0	0	0	2					
Johnny Estrada, S OBP: 0.318, SLG: 0.400		0-1 G5-3 BB		0-0 2B		1-0 G6-3		3-2 F8		4	0	2	0	0	0	0					
Brian Jordan, R OBP: 0.288, SLG: 0.314		4-2 G5-3		1-0 G5-3		1-3 K		1-1 1B		3	0	1	0	1	1	1					
Raul Mondesi, R OBP: 0.271, SLG: 0.359		2-2 G5-3		4-1 IBB		3-2 G5-3		3-3 K		3	0	0	0	1	1	3					
29 John Smoltz, R Roman Colon, R 4 Pete Orr, L Kevin Gryboski, R Jorge Sosa, R Julio Franco, R OBP: 0.188, SLG: 0.111 ERA: 6.35 OBP: 0.333, SLG: 0.450 OBP: 0.292, SLG: 0.291		1-1 G6-3		2-3 K		1-0 F7		0-1 G6-3		2	0	0	0	0	1	3					
Inning Stats	R: 1 E: 0 K: 1 S: 14	H: 2 LOB: 1 BB: 0 P: 22	R: 0 E: 0 K: 0 S: 10	H: 1 LOB: 1 BB: 1 P: 17	R: 0 E: 0 K: 2 S: 12	H: 1 LOB: 1 BB: 0 P: 17	R: 0 E: 0 K: 1 S: 12	H: 0 LOB: 0 BB: 1 P: 21	R: 0 E: 0 K: 1 S: 5	H: 0 LOB: 0 BB: 0 P: 7	R: 0 E: 0 K: 0 S: 9	H: 0 LOB: 0 BB: 0 P: 13	R: 0 E: 0 K: 0 S: 9	H: 1 LOB: 1 BB: 0 P: 14	R: 0 E: 0 K: 1 S: 11	H: 1 LOB: 1 BB: 0 P: 18		1B: 5 2B: 3 3B: 0 HR: 0	SF: 0 SAC: 0 DP: 1 HBP: 0	WP: 0 PB: 1 SB: 2 CS: 0	PA: 36
PITCHER	IP	WLS	BF	H	R	ER	SO	BB	IBB	HBP	BLK	WP	HR	S	P	ERA	WHIP				
Cory Lidle, R Rheal Cormier, L Billy Wagner, L ERA: 3.5 ERA: 6.35 ERA: 2.49	6.2	W	27	6	1	1	7	1	1	0	0	0	0	11	115	1.35	1.050				

AB	34
R	1
H	8
RBI	1
BB	2
SO	8
LOB	18





Batter	1	2	3	4	5	6	7	8	9	AB	R	H	RBI	BB	SO	LOB	TOP																				
11 Jimmy Rollins, S OBP: 0.319, SLG: 0.376	F7		P5	1B		B3		K	BB 1B BB	5	1	1	0	1	1	2	Philadelphia Phillies @ Atlanta Braves Turner Field, Atlanta, GA Sat May 28 2005, 1:20 PM EDT Att: 34,975 - Overcast - 77 F																				
Placido Polanco, R OBP: 0.351, SLG: 0.357	FC6-4		1B	1B		F8		G4-6-3	1B	6	1	4	1	0	0	2																					
Bobby Abreu, L OBP: 0.464, SLG: 0.590	F7		1B	K		K				4	1	1	0	2	2	4																					
Pat Burrell, R OBP: 0.411, SLG: 0.532 Endy Chavez, L OBP: 0.293, SLG: 0.306	FC6-4		G4-6-3	1B		F8			G6-3	4	0	2	3	1	0	1																					
Jim Thome, L OBP: 0.359, SLG: 0.320 Amaury Telemaco, R OBP: 0.321, SLG: 0.337		2B	G4-6-3	K					1B	1	1	0	0	0	0	3																					
David Bell, R OBP: 0.321, SLG: 0.337		1B		P4	P6				HR	5	2	2	2	0	0	1																					
Jason Michaels, R OBP: 0.387, SLG: 0.400		1B	1B	21 FC3		F9			1B	4	2	2	5	1	1	1																					
Todd Pratt, R OBP: 0.316, SLG: 0.373	G1-4-3		1B	11 1B	21 FC3				K	4	1	2	0	1	1	2																					
21 Jon Lieber, L Robinson Tejeda, R Rheal Cormier, L Kenny Lofton, L 63 Ryan Madson, L 26 Chase Utley, L	K		K	FC3	P6				K2-3	3	1	0	1	0	1	2																					
Inning Stats	R: 0 E: 0 K: 0 S: 7	H: 1 LOB: 1 BB: 0 P: 13	R: 2 E: 0 K: 1 S: 9	H: 2 LOB: 0 BB: 1 P: 17	R: 1 E: 0 K: 0 S: 12	H: 3 LOB: 1 BB: 0 P: 20	R: 4 E: 0 K: 2 S: 21	H: 4 LOB: 2 BB: 1 P: 36	R: 0 E: 0 K: 1 S: 9	H: 0 LOB: 1 BB: 0 P: 14	R: 0 E: 0 K: 1 S: 6	H: 1 LOB: 1 BB: 0 P: 9	R: 0 E: 0 K: 1 S: 7	H: 2 LOB: 1 BB: 0 P: 10	R: 5 E: 0 K: 2 S: 23	H: 3 LOB: 3 BB: 5 P: 49		1B: 14 2B: 1 3B: 0 HR: 1	SF: 0 SAC: 0 DP: 3 HBP: 0	WP: 0 PB: 0 SB: 0 CS: 0	PA: 49																
PITCHER	IP	WLS	BF	H	R	ER	SO	BB	IBB	HBP	BLK	WP	HR	S	P	ERA	WHIP	PITCHER		IP	WLS	BF	H	R	ER	SO	BB	IBB	HBP	BLK	WP	HR	S	P	ERA	WHIP	
Horacio Ramirez, L ERA: 5.65	3.2	L	21	9	7	7	2	2	0	0	0	0	0	43	74	17.18	3.000	Matt Childers, R ERA: 4.5		1.0		7	2	1	1	2	2	0	0	0	0	1	18	31	9.00	4.000	
Kevin Gryboski, R ERA: 1.09	0.1		2	1	0	0	1	0	0	0	0	0	0	6	12	0.00	3.000																				
Jorge Sosa, R ERA: 3.1	2.0		7	0	0	0	1	1	0	0	0	0	0	18	29	0.00	0.500																				
Dan Kolb, R ERA: 5.95	1.0		4	1	0	0	1	0	0	0	0	0	0	6	9	0.00	1.000																				
Adam Bernero, R ERA: 3.67	1.0		8	3	4	4	1	3	0	0	0	0	0	12	28	36.00	6.000																				

AB 41  
R 12  
H 16  
RBI 12  
BB 8  
SO 8  
LOB 23



Batter	1	2	3	4	5	6	7	8	9	AB	R	H	RBI	BB	SO	LOB	BOTTOM																			
Rafael Furcal, S OBP: 0.274, SLG: 0.337	E1		S	L8			K		G4-6-3	5	2	1	0	0	1	2	Philadelphia Phillies @ Atlanta Braves Turner Field, Atlanta, GA Sat May 28 2005, 1:20 PM EDT Att: 34,975 - Overcast - 77 F																			
Marcus Giles, R OBP: 0.338, SLG: 0.442	K		10 SF8			10 2B		G4-3		4	2	2	1	0	1	1																				
10 Chipper Jones, S OBP: 0.459, SLG: 0.605			F8			1B				4	1	3	1	0	0	1																				
Adam LaRoche, L OBP: 0.327, SLG: 0.477	SF7		SF8			G6-4-3		K		2	0	1	2	0	1	1																				
Andrew Jones, R OBP: 0.327, SLG: 0.526	F8		1B			G6-4-3				4	0	1	0	0	0	2																				
Ryan Langerhans, L OBP: 0.283, SLG: 0.413		G3	K			G4-3				4	0	0	0	0	1	1																				
Brian Jordan, R OBP: 0.287, SLG: 0.313				P3				F9		4	0	1	0	0	0	0																				
8 Brayan Peña, S OBP: 0.375, SLG: 0.375								F8		4	0	2	0	0	1	1																				
Horacio Ramirez, L Kevin Gryboski, R 4 Pete Orr, L Jorge Sosa, R Wilson Betemit, S Dan Kolb, R Adam Bernero, R Matt Childers, R		G4-3		L4				F8		1	0	0	0	0	0	1																				
Inning Stats	R: 1 E: 1 K: 1 S: 11	H: 1 LOB: 1 BB: 0 P: 15	R: 0 E: 0 K: 1 S: 10	H: 1 LOB: 0 BB: 0 P: 14	R: 2 E: 0 K: 1 S: 14	H: 3 LOB: 1 BB: 0 P: 21	R: 0 E: 0 K: 0 S: 8	H: 1 LOB: 1 BB: 0 P: 9	R: 2 E: 0 K: 0 S: 9	H: 3 LOB: 0 BB: 0 P: 14	R: 0 E: 0 K: 0 S: 5	H: 0 LOB: 0 BB: 0 P: 7	R: 0 E: 0 K: 2 S: 11	H: 1 LOB: 1 BB: 0 P: 13	R: 0 E: 0 K: 0 S: 10	H: 0 LOB: 0 BB: 0 P: 17		R: 0 E: 0 K: 1 S: 7	H: 1 LOB: 0 BB: 0 P: 9	1B: 8 2B: 3 3B: 0 HR: 0	SF: 2 SAC: 0 DP: 2 HBP: 0	WP: 0 PB: 0 SB: 1 CS: 0	PA: 37													
PITCHER	IP	WLS	BF	H	R	ER	SO	BB	IBB	HBP	BLK	WP	HR	S	P	ERA	WHIP	PITCHER		IP	WLS	BF	H	R	ER	SO	BB	IBB	HBP	BLK	WP	HR	S	P	ERA	WHIP
21 Jon Lieber, R ERA: 4.41	5.0	W	24	9	5	4	3	0	0	0	0	0	0	52	73	7.20	1.800																			
Robinson Tejeda, R ERA: 5.84	1.0	H	3	0	0	0	0	0	0	0	0	0	0	5	7	0.00	0.000																			
Rheal Cormier, L ERA: 5.84	1.0	H	4	1	0	0	2	0	0	0	0	0	0	11	13	0.00	1.000																			
63 Ryan Madson, R ERA: 4.21	1.0	H	3	0	0	0	0	0	0	0	0	0	0	10	17	0.00	0.000																			
Amaury Telemaco, R ERA: 5.4	1.0		3	1	0	0	1	0	0	0	0	0	0	7	9	0.00	1.000																			

AB 35  
R 5  
H 11  
RBI 4  
BB 0  
SO 6  
LOB 12





Batter	1	2	3	4	5	6	7	8	9	AB	R	H	RBI	BB	SO	LOB	TOP				
11 Jimmy Rollins, S OBP: 0.312, SLG: 0.367	1-1 P5		1-0 G4-3		3-2 P4		1-0 P6		2-3 K	5	0	0	0	0	1	3	Philadelphia Phillies @ Atlanta Braves Turner Field, Atlanta, GA Sun May 29 2005, 1:05 PM EDT Att: 37,615 - Rain - 60 F				
Kenny Lofton, L OBP: 0.446, SLG: 0.466	3-2 G3			0-0 1B	1-1 L7		4-0 BB		3-3 K	4	1	1	0	1	1	1					
Bobby Abreu, L OBP: 0.461, SLG: 0.582	2-3 K			0-1 G5-4-3 1B	1-1 G4-3	2-2 G3-1	1-1 G4-3			4	0	1	0	0	1	2					
Jim Thome, L OBP: 0.371, SLG: 0.324		4-1 L6-3 BB		0-0 G5-4-3 1B	1-2 G5-4-3 1B	4-2 26 HBP 1B BB		1-2 L9		2	0	1	1	2	0	0					
Pat Burrell, R OBP: 0.402, SLG: 0.519	0-0 L6-3			1-0 G5-4-3	1-0 G5-4-3	0-3 K		2-0 G6-3		4	0	0	0	0	1	4					
26 Chase Utley, L OBP: 0.374, SLG: 0.533	0-1 G1-3			4-2 FC6-4 BB	1-2 HBP	1-0 1B	1-2 HBP	4-0 S BB		1	0	0	0	2	0	0					
David Bell, R OBP: 0.320, SLG: 0.335			0-1 P4	0-1 FC6-4		0-0 1B	1-2 2-H 1B	2-3 K		4	0	1	0	0	1	3					
Mike Lieberthal, R OBP: 0.338, SLG: 0.419			1-2 G6-3		0-0 HR			1-2 G6-3		4	1	2	1	0	0	0					
39 Brett Myers, R Aron Fultz, L Endy Chavez, L Robinson Tejeda, R Amaury Telemaco, R Tomás Pérez, S	4-2 BB			0-2 G4-3		3-2 F8		4-0 BB		1	0	0	0	1	0	0					
Inning Stats	R: 0 E: 0 K: 1 S: 8	H: 0 LOB: 0 BB: 0 P: 14	R: 0 E: 0 K: 0 S: 4	H: 0 LOB: 0 BB: 1 P: 8	R: 0 E: 0 K: 0 S: 9	H: 0 LOB: 1 BB: 1 P: 15	R: 1 E: 0 K: 0 S: 11	H: 3 LOB: 2 BB: 1 P: 16	R: 1 E: 0 K: 0 S: 9	H: 1 LOB: 0 BB: 0 P: 13	R: 0 E: 0 K: 1 S: 9	H: 1 LOB: 2 BB: 1 P: 16	R: 0 E: 0 K: 0 S: 8	H: 0 LOB: 1 BB: 1 P: 17	R: 0 E: 0 K: 1 S: 12	H: 0 LOB: 1 BB: 1 P: 22		1B: 4 2B: 2 3B: 0 HR: 1	SF: 0 SAC: 0 DP: 2 HBP: 1	WP: 0 PB: 0 SB: 1 CS: 0	PA: 38
PITCHER	IP	WLS	BF	H	R	ER	SO	BB	IBB	HBP	BLK	WP	HR	S	P	ERA	WHIP				
15 Tim Hudson, R ERA: 3.0	7.0	W	30	6	2	2	2	5	0	1	0	0	1	58	99	2.57	1.571				
John Foster, L ERA:	0.2	H	3	0	0	0	0	1	0	0	0	0	0	4	11	0.00	1.500				
Chris Reitsma, R ERA:	0.1	H	1	0	0	0	1	0	0	0	0	0	0	4	6	0.00	0.000				
Dan Kolb, R ERA: 5.66	1.0		4	0	0	0	2	1	0	0	0	0	0	12	22	0.00	1.000				

AB	30
R	2
H	6
RBI	2
BB	7
SO	5
LOB	14



Batter	1	2	3	4	5	6	7	8	9	AB	R	H	RBI	BB	SO	LOB	BOTTOM				
Rafael Furcal, S OBP: 0.279, SLG: 0.340	1-2 G4-3		1-0 G4-3		3-2 G5-3 S 1B			0-1 E S FC6 1B		4	1	2	1	0	0	0	Philadelphia Phillies @ Atlanta Braves Turner Field, Atlanta, GA Sun May 29 2005, 1:05 PM EDT Att: 37,615 - Rain - 60 F				
Marcus Giles, R OBP: 0.343, SLG: 0.458	2-1 HR		3-3 K		3-2 G5-3			4-1 10 BB SF FC6 BB		3	2	1	1	1	1	1					
Kelly Johnson, L	2-1 L8			4-2 F7-3 BB	3-1 F7			1-1 FC6 SF 10 BB FC5		3	1	0	1	1	0	2					
10 Chipper Jones, S OBP: 0.460, SLG: 0.595	4-2 BB			3-2 F7		1-2 G1-3		4-2 FC5 SF BB		2	0	0	0	2	0	1					
Adam LaRoche, L OBP: 0.318, SLG: 0.467	0-1 L7			0-1 F7-3		0-2 G4-1		3-2 SF BB FC3-2		3	0	0	1	0	0	2					
Andruw Jones, R OBP: 0.325, SLG: 0.520		0-0 P4			2-1 1B 3B 1B	2-3 K		0-1 FC5 FC3-2 BB		4	1	1	1	0	1	2					
Johnny Estrada, S OBP: 0.323, SLG: 0.399		1-0 F8			0-2 3B 1B			1-2 FC3-2 BB		3	1	1	0	1	0	0					
Ryan Langerhans, L OBP: 0.283, SLG: 0.430		1-1 G1-3			1-2 1B 3B			0-2 FC3-2 FC6-4		4	1	1	2	0	0	3					
15 Tim Hudson, R 4 Pedro Ortiz, L John Foster, L Chris Reitsma, R Julio Franco, R Dan Kolb, R	3-2 G1-3				0-2 K			0-3 K FC6-4		2	0	0	0	0	1	1					
Inning Stats	R: 1 E: 0 K: 0 S: 11	H: 1 LOB: 1 BB: 1 P: 20	R: 0 E: 0 K: 0 S: 4	H: 0 LOB: 0 BB: 0 P: 6	R: 0 E: 0 K: 1 S: 12	H: 0 LOB: 0 BB: 0 P: 19	R: 0 E: 0 K: 0 S: 7	H: 0 LOB: 0 BB: 1 P: 14	R: 3 E: 0 K: 1 S: 23	H: 4 LOB: 1 BB: 0 P: 37	R: 0 E: 0 K: 1 S: 9	H: 0 LOB: 0 BB: 0 P: 12	R: 0 E: 0 K: 1 S: 9	H: 0 LOB: 0 BB: 0 P: 9	R: 3 E: 1 K: 0 S: 19	H: 1 LOB: 3 BB: 3 P: 36		1B: 4 2B: 1 3B: 1 HR: 1	SF: 1 SAC: 0 DP: 1 HBP: 0	WP: 0 PB: 0 SB: 2 CS: 0	PA: 36
PITCHER	IP	WLS	BF	H	R	ER	SO	BB	IBB	HBP	BLK	WP	HR	S	P	ERA	WHIP				
39 Brett Myers, R ERA: 2.06	5.0	L	21	5	4	4	2	2	0	0	0	0	0	9	12	0.00	0.000				
Aaron Fultz, L ERA: 1.45	1.0		3	0	0	0	1	0	0	0	0	0	0	16	25	18.00	3.000				
Robinson Tejeda, R ERA: 2.35	1.0		7	1	3	2	1	2	0	0	0	0	0	10	10	0.00	0.000				
Amaury Telemaco, R ERA: 3.38	1.0		5	0	0	0	0	1	0	0	0	0	0	12	20	0.00	1.000				

AB	30
R	7
H	6
RBI	7
BB	5
SO	4
LOB	15





Batter	1	2	3	4	5	6	7	8	9	AB	R	H	RBI	BB	SO	LOB	TOP			
Jason Ellison, R OBP: 0.354, SLG: 0.512	F9		G4-3		L7		K		HR	5	1	1	2	0	1	0	<b>San Francisco Giants @ Philadelphia Phillies</b> Citizens Bank Park, Philadelphia, PA Tue May 31 2005, 7:05 PM EDT Att: 23,456 - Partly Cloudy - 78 F			
13 Omar Vizquel, S OBP: 0.353, SLG: 0.373	BB		F9		K		1B		G6-3	5	0	3	0	0	1	0				
Lance Niekro, R OBP: 0.310, SLG: 0.559	BB		HBP		1B		K		G6-4-3	3	0	2	0	1	1	1				
Moises Alou, R OBP: 0.399, SLG: 0.512	BB		F9		G6-3		F8		G6-4-3	4	0	0	0	1	0	5				
Deivi Cruz, R OBP: 0.349, SLG: 0.506	K		L8				G2-3		G5-3	4	0	0	0	0	1	5				
Edgardo Alfonzo, R OBP: 0.390, SLG: 0.416	K				G1-3		FC5-4		BB	3	0	1	0	1	1	3				
Pedro Feliz, R OBP: 0.315, SLG: 0.459		G6-3		P4		FC5-4		BB	K	4	0	0	0	0	1	2				
Mike Matheny, R OBP: 0.314, SLG: 0.432		F8							F9	3	0	1	0	1	0	1				
Jim Brower, R				2B						0	0	0	0	0	0	0				
Brett Tomko, R OBP: 0.200, SLG: 0.167		G6-3		G3			F8		E6	2	0	0	0	0	0	1				
Brian Dallimore, R 54 Scott Munter, R Jason Christiansen, R Yorvit Torrealba, R									HR	1	0	0	0	0	0	2				
										0	0	0	0	0	0	0				
										0	0	0	0	0	0	0				
										1	1	0	0	0	0	0				
<b>Inning Stats</b>	R: 0 E: 0 K: 2 S: 13	H: 1 LOB: 3 BB: 2 P: 28	R: 0 E: 0 K: 0 S: 8	H: 0 LOB: 0 BB: 0 P: 12	R: 0 E: 0 K: 0 S: 11	H: 1 LOB: 2 BB: 0 P: 19	R: 0 E: 0 K: 0 S: 8	H: 1 LOB: 1 BB: 0 P: 17	R: 0 E: 0 K: 1 S: 11	H: 1 LOB: 2 BB: 1 P: 14	R: 0 E: 0 K: 2 S: 9	H: 0 LOB: 1 BB: 0 P: 10	R: 0 E: 0 K: 1 S: 15	H: 0 LOB: 1 BB: 1 P: 23	R: 2 E: 1 K: 0 S: 8	H: 2 LOB: 0 BB: 0 P: 11	1B: 5 2B: 2 3B: 0 HR: 1	SF: 0 SAC: 0 DP: 1 HBP: 1	WP: 0 PB: 0 SB: 0 CS: 0	PA: 40
<b>PITCHER</b>	IP WLS BF H R ER SO BB IBB HBP BLK WP HR S P ERA WHIP	IP WLS BF H R ER SO BB IBB HBP BLK WP HR S P ERA WHIP																		
Randy Wolf, L ERA: 4.57	6.2	W	30	6	0	0	5	3	0	1	0	0	0	0	0	67	109	0.00	1.350	
63 Ryan Madson, R ERA: 4.0	1.1	H	5	0	0	0	1	1	0	0	0	0	0	0	16	24	0.00	0.750		
Billy Wagner, L ERA: 2.78	1.0		5	2	2	1	0	0	0	0	0	0	0	1	8	11	9.00	2.000		

AB 35  
R 2  
H 8  
RBI 2  
BB 4  
SO 6  
LOB 20



Batter	1	2	3	4	5	6	7	8	9	AB	R	H	RBI	BB	SO	LOB	BOTTOM			
11 Jimmy Rollins, S OBP: 0.311, SLG: 0.365	F8		SH1-3		1B		F8		G1-3	4	0	1	0	0	0	2	<b>San Francisco Giants @ Philadelphia Phillies</b> Citizens Bank Park, Philadelphia, PA Tue May 31 2005, 7:05 PM EDT Att: 23,456 - Partly Cloudy - 78 F			
Kenny Lofton, L OBP: 0.448, SLG: 0.468	G4-3		BB		1B		G6-3			4	1	2	1	0	0	0				
Bobby Abreu, L OBP: 0.461, SLG: 0.576	CS		BB		1B		K			2	1	0	0	2	1	2				
Jim Thome, L OBP: 0.368, SLG: 0.315	CS		BB		G3		L8			3	0	0	0	1	1	0				
Pat Burrell, R OBP: 0.404, SLG: 0.512			P3		BB		F9			2	0	0	0	2	0	3				
26 Chase Utley, L OBP: 0.376, SLG: 0.532	FC6-4		BB		L4-3		BB		BB	4	1	2	2	0	0	2				
David Bell, R OBP: 0.323, SLG: 0.331	BB		K		G6-3		BB		BB	2	1	0	0	2	1	2				
Mike Lieberthal, R OBP: 0.336, SLG: 0.409	F7		G1-3		K		1B		BB	3	0	0	0	1	1	2				
Randy Wolf, L OBP: 0.227, SLG: 0.286			SH1-3		K		G4-3		BB	3	1	1	0	0	1	0				
63 Ryan Madson, L ERA: 1.13			BB						BB	0	0	0	0	0	0	0				
Placido Polanco, R OBP: 0.355, SLG: 0.362			BB						BB	1	0	1	2	0	0	0				
Billy Wagner, L OBP: 0.500, SLG: 0.500			BB						BB	0	0	0	0	0	0	0				
<b>Inning Stats</b>	R: 0 E: 0 K: 0 S: 7	H: 0 LOB: 0 BB: 1 P: 16	R: 0 E: 0 K: 1 S: 8	H: 0 LOB: 2 BB: 2 P: 18	R: 3 E: 0 K: 1 S: 18	H: 3 LOB: 2 BB: 2 P: 31	R: 0 E: 0 K: 1 S: 17	H: 2 LOB: 2 BB: 0 P: 22	R: 0 E: 0 K: 0 S: 11	H: 0 LOB: 0 BB: 1 P: 18	R: 0 E: 0 K: 1 S: 5	H: 0 LOB: 0 BB: 0 P: 9	R: 0 E: 0 K: 0 S: 9	H: 2 LOB: 2 BB: 2 P: 18	R: 2 E: 0 K: 0 S: 9	H: 2 LOB: 2 BB: 2 P: 18	1B: 6 2B: 2 3B: 0 HR: 0	SF: 0 SAC: 1 DP: 1 HBP: 0	WP: 0 PB: 0 SB: 2 CS: 1	PA: 38
<b>PITCHER</b>	IP WLS BF H R ER SO BB IBB HBP BLK WP HR S P ERA WHIP	IP WLS BF H R ER SO BB IBB HBP BLK WP HR S P ERA WHIP																		
Brett Tomko, R ERA: 4.14	5.0	L	24	5	3	3	3	6	0	0	0	0	0	0	61	105	5.40	2.200		
54 Scott Munter, R ERA: 1.13	1.0		3	0	0	0	1	0	0	0	0	0	0	6	7	0.00	0.000			
Jason Christiansen, L ERA: 4.91	1.2		6	1	1	1	1	0	0	0	0	0	0	9	14	5.40	0.600			
Jim Brower, R ERA: 6.26	0.1		4	1	1	1	0	2	0	0	0	0	0	5	13	27.00	9.000			

AB 28  
R 5  
H 7  
RBI 5  
BB 8  
SO 5  
LOB 13





Batter	1	2	3	4	5	6	7	8	9	AB	R	H	RBI	BB	SO	LOB	TOP										
Jason Ellison, R OBP: 0.363, SLG: 0.508 (1, 8)	G5-3	1B				HBP		FC3		3	0	1	2	1	0	1	<b>San Francisco Giants @ Philadelphia Phillies</b> Citizens Bank Park, Philadelphia, PA Wed Jun 01 2005, 7:05 PM EDT Att: 24,546 - Partly Cloudy - 70 F										
13 Omar Vizquel, S OBP: 0.354, SLG: 0.370 (1, 6)	G4-3		G3-1					G6-3		4	0	1	0	1	0	2											
J.T. Snow, L OBP: 0.367, SLG: 0.357 (1, 3)	G3-1								G6-3	5	0	0	0	0	1	4											
Moises Alou, R OBP: 0.399, SLG: 0.504 (1, 9)		F8							F8	4	0	1	0	1	0	0											
Ray Durham, S OBP: 0.358, SLG: 0.372 (1, 4)	G3-1		G6-3						G6-3	4	1	0	0	1	0	2											
Pedro Feliz, R OBP: 0.318, SLG: 0.460 (1, 7)										4	2	2	0	0	0	1											
Edgardo Alfonzo, R OBP: 0.397, SLG: 0.441 (1, 5)										4	3	3	2	0	0	0											
Mike Matheny, R OBP: 0.321, SLG: 0.440 (1, 2)										2	0	1	1	1	0	0											
Kirk Rueter, L OBP: 0.326, SLG: 0.300 Lance Niekro, R OBP: 0.307, SLG: 0.553 Jeff Fassero, R OBP: 0.305, SLG: 0.359 54 Scott Munter, R OBP: 0.305, SLG: 0.359 Scott Eyre, L OBP: 0.305, SLG: 0.359 Michael Tucker, L OBP: 0.305, SLG: 0.359 LaTroy Hawkins, R OBP: 0.305, SLG: 0.359 (1, 1)										2	0	1	1	0	0	0											
Inning Stats	R: 0 E: 0 K: 0 S: 7	H: 0 LOB: 0 BB: 0 P: 10	R: 2 E: 0 K: 0 S: 12	H: 4 LOB: 2 BB: 1 P: 25	R: 0 E: 0 K: 1 S: 10	H: 1 LOB: 1 BB: 0 P: 18	R: 0 E: 0 K: 0 S: 5	H: 0 LOB: 0 BB: 0 P: 5	R: 0 E: 0 K: 0 S: 8	H: 1 LOB: 1 BB: 0 P: 14	R: 3 E: 0 K: 0 S: 19	H: 3 LOB: 3 BB: 3 P: 36	R: 0 E: 0 K: 0 S: 6	H: 0 LOB: 0 BB: 1 P: 11	R: 1 E: 0 K: 0 S: 9	H: 2 LOB: 1 BB: 0 P: 12		R: 0 E: 0 K: 0 S: 8	H: 0 LOB: 0 BB: 0 P: 11	1B: 8 2B: 2 3B: 1 HR: 0	SF: 0 SAC: 1 DP: 2 HBP: 1	WP: 0 PB: 0 SB: 0 CS: 0	PA: 41				
PITCHER	IP	WLS	BF	H	R	ER	SO	BB	IBB	HBP	BLK	WP	HR	S	P	ERA	WHIP										
Cory Lidle, R ERA: 3.88 (1, 1)	5.1		26	9	5	5	1	1	1	1	0	0	0	53	90	8.44	1.875										
Robinson Tejeda, R ERA: 2.25 (6, 1)	0.1	3	0	0	0	0	0	2	0	0	0	0	0	7	15	0.00	6.000										
Rheal Cormier, L ERA: 5.27 (6, 1)	1.1	4	0	0	0	0	0	1	0	0	0	0	0	7	14	0.00	0.750										
63 Ryan Madson, R ERA: 4.18 (8, 1)	1.0	W	5	2	1	1	0	0	0	0	0	0	0	9	12	9.00	2.000										
Billy Wagner, L ERA: 2.66 (9, 1)	1.0	3	0	0	0	0	0	0	0	0	0	0	0	8	11	0.00	0.000										

Batter	1	2	3	4	5	6	7	8	9	AB	R	H	RBI	BB	SO	LOB	BOTTOM										
11 Jimmy Rollins, S OBP: 0.320, SLG: 0.382 (1, 6)	P3							F7		6	1	4	2	0	0	1	<b>San Francisco Giants @ Philadelphia Phillies</b> Citizens Bank Park, Philadelphia, PA Wed Jun 01 2005, 7:05 PM EDT Att: 24,546 - Partly Cloudy - 70 F										
Placido Polanco, R OBP: 0.356, SLG: 0.363 (1, 4)	L3									5	1	2	1	0	0	3											
Bobby Abreu, L OBP: 0.464, SLG: 0.582 (1, 9)										5	1	3	0	0	0	3											
Pat Burrell, R OBP: 0.414, SLG: 0.515 Kenny Lofton, L OBP: 0.446, SLG: 0.468 (1, 7)	F7									3	0	2	0	2	0	1											
Jim Thome, L OBP: 0.362, SLG: 0.309 Tomas Perez, S OBP: 0.355, SLG: 0.321 (8, PR)										0	1	0	0	0	0	0											
David Bell, R OBP: 0.327, SLG: 0.335 (9, 8)										2	0	0	0	0	1	2											
Jason Michaels, R OBP: 0.395, SLG: 0.398 (1, 8)										2	1	1	2	1	0	3											
Mike Lieberthal, R OBP: 0.344, SLG: 0.424 (9, 7)										3	2	1	0	2	0	2											
Cory Lidle, R ERA: 4.27 Robinson Tejeda, R ERA: 4.45 Rheal Cormier, L ERA: 2.08 Endy Chavez, L OBP: 0.307, SLG: 0.297 63 Ryan Madson, L OBP: 0.305, SLG: 0.359 26 Chase Utley, S OBP: 0.305, SLG: 0.359 Billy Wagner, L ERA: 4.71 (1, 1)										5	1	3	1	0	0	4											
Inning Stats	R: 0 E: 0 K: 0 S: 9	H: 1 LOB: 1 BB: 0 P: 17	R: 0 E: 0 K: 1 S: 10	H: 1 LOB: 1 BB: 1 P: 23	R: 0 E: 0 K: 1 S: 12	H: 2 LOB: 0 BB: 0 P: 21	R: 3 E: 0 K: 0 S: 21	H: 5 LOB: 3 BB: 1 P: 37	R: 0 E: 0 K: 1 S: 7	H: 1 LOB: 1 BB: 0 P: 13	R: 2 E: 0 K: 0 S: 13	H: 4 LOB: 1 BB: 1 P: 19	R: 1 E: 0 K: 0 S: 10	H: 3 LOB: 2 BB: 0 P: 14	R: 4 E: 0 K: 0 S: 7	H: 2 LOB: 1 BB: 2 P: 20		1B: 15 2B: 2 3B: 1 HR: 1	SF: 0 SAC: 2 DP: 1 HBP: 0	WP: 0 PB: 0 SB: 0 CS: 0	PA: 46						
PITCHER	IP	WLS	BF	H	R	ER	SO	BB	IBB	HBP	BLK	WP	HR	S	P	ERA	WHIP										
Kirk Rueter, L ERA: 4.27 (1, 1)	5.0		27	10	3	3	3	1	1	0	0	0	0	59	111	5.40	2.200										
Jeff Fassero, L ERA: 4.45 (6, 1)	0.1	B	5	4	2	2	0	1	0	0	0	0	0	10	16	54.00	15.000										
54 Scott Munter, R ERA: 2.08 (6, 1)	0.2	3	2	1	1	0	0	0	0	0	0	0	0	7	7	13.50	3.000										
Scott Eyre, L ERA: 2.53 (7, 1)	1.0	4	1	0	0	0	0	0	0	0	0	0	0	6	10	0.00	1.000										
LaTroy Hawkins, R ERA: 4.71 (8, 1)	1.0	L	7	2	4	4	0	1	1	0	0	0	1	7	20	36.00	3.000										





Batter	1	2	3	4	5	6	7	8	9	AB	R	H	RBI	BB	SO	LOB	TOP										
Jason Ellison, R OBP: 0.364, SLG: 0.508	P3		13 HR	FC6-4			SH1-4		F8	4	1	1	1	1	0	2	<b>San Francisco Giants @ Philadelphia Phillies</b> Citizens Bank Park, Philadelphia, PA Thu Jun 02 2005, 7:05 PM EDT Att: 25,589 - Partly Cloudy - 70 F										
13 Omar Vizquel, S OBP: 0.356, SLG: 0.380	F8		HR				SH1-4			3	1	2	0	0	0	0											
J.T. Snow, L OBP: 0.366, SLG: 0.383 Lance Niekro, R OBP: 0.304, SLG: 0.547	G4-3		HR				F8-2			3	1	1	3	0	1	1											
Moises Alou, R OBP: 0.401, SLG: 0.527			HR							4	1	2	1	0	1	1											
Ray Durham, S OBP: 0.356, SLG: 0.368			HR							4	0	1	0	0	0	1											
Edgardo Alfonzo, R OBP: 0.394, SLG: 0.436										4	0	1	0	0	0	2											
Pedro Feliz, R OBP: 0.317, SLG: 0.461										4	0	1	0	0	0	3											
Yorvit Torrealba, R OBP: 0.295, SLG: 0.415 Deivi Cruz, R OBP: 0.345, SLG: 0.500			K							3	0	1	0	0	1	0											
41 Brad Hennessey, R Jeff Fassero, L Jason Christiansen, R Brian Dallimore, R Scott Eyre, L 54 Scott Munter, R Mike Matheny, R			K							1	0	0	0	0	1	0											
<b>Inning Stats</b>	R: 0 E: 0 K: 0 S: 6	H: 0 LOB: 0 BB: 0 P: 10	R: 0 E: 0 K: 0 S: 8	H: 2 LOB: 1 BB: 0 P: 11	R: 4 E: 0 K: 2 S: 16	H: 3 LOB: 0 BB: 1 P: 27	R: 0 E: 0 K: 1 S: 16	H: 2 LOB: 2 BB: 0 P: 22	R: 0 E: 0 K: 0 S: 10	H: 1 LOB: 1 BB: 0 P: 14	R: 0 E: 0 K: 0 S: 6	H: 0 LOB: 0 BB: 0 P: 9	R: 1 E: 0 K: 0 S: 8	H: 2 LOB: 0 BB: 0 P: 13	R: 0 E: 0 K: 1 S: 7	H: 1 LOB: 1 BB: 0 P: 9		R: 0 E: 0 K: 1 S: 7	H: 0 LOB: 0 BB: 0 P: 8	1B: 5 2B: 5 3B: 0 HR: 2	SF: 0 SAC: 1 DP: 2 HBP: 0	WP: 0 PB: 0 SB: 1 CS: 0	PA: 37				
<b>PITCHER</b>	IP	WLS	BF	H	R	ER	SO	BB	IBB	HBP	BLK	WP	HR	S	P	ERA	WHIP										
21 Jon Lieber, R ERA: 4.54	6.0	W	26	8	4	4	4	1	0	0	0	0	2	62	93	6.00	1.500										
Rheal Cormier, L ERA: 5.52	1.0	H	4	2	1	1	0	0	0	0	0	0	0	8	13	9.00	2.000										
63 Ryan Madson, R ERA: 4.03	1.0	H	4	1	0	0	1	0	0	0	0	0	0	7	9	0.00	1.000										
Billy Wagner, L ERA: 2.55	1.0	S	3	0	0	0	1	0	0	0	0	0	0	7	8	0.00	0.000										

Batter	1	2	3	4	5	6	7	8	9	AB	R	H	RBI	BB	SO	LOB	BOTTOM										
11 Jimmy Rollins, S OBP: 0.322, SLG: 0.397	G4-6-3 WP	HR		L8					F8	4	1	2	2	0	0	1	<b>San Francisco Giants @ Philadelphia Phillies</b> Citizens Bank Park, Philadelphia, PA Thu Jun 02 2005, 7:05 PM EDT Att: 25,589 - Partly Cloudy - 70 F										
Kenny Lofton, L OBP: 0.451, SLG: 0.456	G4-6-3	G1-3		FC4-6					FC3-6	2	0	0	0	2	0	1											
Bobby Abreu, L OBP: 0.461, SLG: 0.580	G4-6-3		1B	FC4-6					CS	4	1	1	0	0	0	3											
Pat Burrell, R OBP: 0.411, SLG: 0.509	K		1B	CS					P3	4	1	1	0	0	1	1											
Jim Thome, L OBP: 0.373, SLG: 0.306		G3	1B							1	0	0	0	3	0	0											
26 Chase Utley, L OBP: 0.376, SLG: 0.557		E	L6						F8	4	1	1	0	0	1	5											
David Bell, R OBP: 0.330, SLG: 0.339		G5-3	1B						G6-3	4	0	2	2	0	0	1											
Mike Lieberthal, R OBP: 0.342, SLG: 0.419		E8	F7						G1-3	4	1	1	1	0	0	4											
21 Jon Lieber, L ERA: 4.54 Jason Michaels, R Rheal Cormier, L 63 Ryan Madson, L Tomas Perez, S Billy Wagner, L		G1-3							G3	2	1	1	1	0	0	2											
<b>Inning Stats</b>	R: 0 E: 0 K: 1 S: 9	H: 1 LOB: 1 BB: 1 P: 16	R: 4 E: 1 K: 0 S: 9	H: 4 LOB: 0 BB: 0 P: 10	R: 2 E: 0 K: 0 S: 11	H: 3 LOB: 2 BB: 1 P: 24	R: 0 E: 0 K: 0 S: 7	H: 0 LOB: 0 BB: 1 P: 14	R: 0 E: 0 K: 1 S: 12	H: 1 LOB: 2 BB: 1 P: 21	R: 0 E: 0 K: 0 S: 6	H: 0 LOB: 0 BB: 1 P: 14	R: 0 E: 0 K: 0 S: 7	H: 0 LOB: 1 BB: 1 P: 13	R: 0 E: 0 K: 0 S: 7	H: 0 LOB: 0 BB: 0 P: 9		1B: 5 2B: 3 3B: 0 HR: 1	SF: 0 SAC: 0 DP: 1 HBP: 0	WP: 1 PB: 0 SB: 0 CS: 2	PA: 38						
<b>PITCHER</b>	IP	WLS	BF	H	R	ER	SO	BB	IBB	HBP	BLK	WP	HR	S	P	ERA	WHIP										
41 Brad Hennessey, R ERA: 4.05	2.0	L	14	7	6	6	1	2	0	0	0	0	1	24	40	27.00	4.500										
Jason Christiansen, L ERA: 4.66	1.0		3	0	0	0	0	1	0	0	0	0	0	6	14	0.00	1.000										
Scott Eyre, L ERA: 2.42	1.0		4	0	0	0	0	1	0	0	0	0	0	7	13	0.00	1.000										
54 Scott Munter, R ERA: 1.86	1.0		3	0	0	0	0	0	0	0	0	0	0	7	9	0.00	0.000										



Batter	1	2	3	4	5	6	7	8	9	AB	R	H	RBI	BB	SO	LOB	TOP					
<b>Craig Counsell, L</b> OBP: 0.422, SLG: 0.459 (1, 4)										5	1	2	2	0	0	0	<b>Arizona Diamondbacks @ Philadelphia Phillies</b> Citizens Bank Park, Philadelphia, PA Sat Jun 04 2005, 5:05 PM EDT Overcast - 74 F <a href="http://livebaseballscorecards.com">livebaseballscorecards.com</a>					
<b>Royce Clayton, R</b> OBP: 0.297, SLG: 0.302 (1, 6)										3	1	0	0	1	1	0						
<b>Luis Gonzalez, L</b> OBP: 0.391, SLG: 0.440 (1, 7)										4	1	2	0	1	1	1						
<b>Troy Glaus, R</b> OBP: 0.358, SLG: 0.544 (1, 5)										4	1	1	1	1	2	3						
<b>Tony Clark, S</b> OBP: 0.404, SLG: 0.701 (1, 3)										4	1	3	1	0	0	1						
<b>Shawn Green, L</b> OBP: 0.324, SLG: 0.386 (1, 9)										4	0	0	0	0	0	5						
<b>Luis Terrero, R</b> OBP: 0.313, SLG: 0.459 (1, 8)										3	0	1	2	1	2	2						
<b>19 Chris Snyder, R</b> OBP: 0.318, SLG: 0.308 (1, 2)										3	0	0	0	1	1	1						
<b>Javier Vazquez, R</b> OBP: 0.285, SLG: 0.405 (5, PH)										1	0	0	0	0	0	0						
<b>Quinton McCracken, S</b> OBP: 0.286, SLG: 0.280 (5, PH)										1	0	0	0	0	0	0						
<b>Matt Herges, L</b> OBP: 0.286, SLG: 0.280 (5, PH)										0	0	0	0	0	0	0						
<b>Jose Valverde, R</b> OBP: 0.286, SLG: 0.280 (5, PH)										0	0	0	0	0	0	0						
<b>Chad Tracy, L</b> OBP: 0.286, SLG: 0.280 (5, PH)										0	0	0	0	0	0	0						
<b>Jose Cruz Jr., S</b> OBP: 0.286, SLG: 0.280 (5, PH)										1	0	0	0	0	0	3						
<b>Javier Lopez, L</b> OBP: 0.286, SLG: 0.280 (5, PH)										0	0	0	0	0	0	0						
<b>Inning Stats</b>	R: 0 E: 0 K: 1 S: 12	H: 1 LOB: 1 BB: 0 P: 21	R: 1 E: 0 K: 1 S: 12	H: 1 LOB: 0 BB: 0 P: 19	R: 0 E: 0 K: 0 S: 8	H: 0 LOB: 0 BB: 0 P: 10	R: 0 E: 0 K: 2 S: 12	H: 1 LOB: 2 BB: 1 P: 23	R: 0 E: 0 K: 0 S: 7	H: 0 LOB: 0 BB: 0 P: 13	R: 0 E: 0 K: 1 S: 9	H: 0 LOB: 1 BB: 1 P: 19	R: 0 E: 0 K: 1 S: 6	H: 0 LOB: 0 BB: 1 P: 11	R: 5 E: 0 K: 0 S: 24	H: 5 LOB: 2 BB: 2 P: 43	R: 0 E: 0 K: 1 S: 10	H: 1 LOB: 1 BB: 0 P: 16	1B: 6 2B: 1 3B: 0 HR: 2	SF: 0 SAC: 1 DP: 1 HBP: 1	WP: 0 PB: 0 SB: 0 CS: 1	PA: 40
<b>PITCHER</b>	IP WLS BF H R ER SO BB IBB HBP BLK WP HR S P ERA WHIP																					
<b>Vicente Padilla, R</b> ERA: 6.32 (1, 1)	5.0 W 19 3 1 1 4 1 0 0 0 0 1 51 86 1.80 0.800																					
<b>Robinson Tejeda, R</b> ERA: 4.5 (6, 1)	2.0 10 1 3 3 2 3 0 1 0 0 1 22 46 13.50 2.000																					
<b>Aaron Fultz, L</b> ERA: 2.37 (8, 1)	0.1 4 3 0 0 0 0 0 0 0 0 0 9 14 0.00 9.000																					
<b>Rheal Cormier, L</b> ERA: 4.96 (8, 1)	1.2 7 2 2 2 1 1 0 0 0 0 0 18 29 10.80 1.800																					

Batter	1	2	3	4	5	6	7	8	9	AB	R	H	RBI	BB	SO	LOB	BOTTOM			
<b>11 Jimmy Rollins, S</b> OBP: 0.316, SLG: 0.389 (1, 6)										5	0	0	0	0	0	2	<b>Arizona Diamondbacks @ Philadelphia Phillies</b> Citizens Bank Park, Philadelphia, PA Sat Jun 04 2005, 5:05 PM EDT Overcast - 74 F <a href="http://livebaseballscorecards.com">livebaseballscorecards.com</a>			
<b>Kenny Lofton, L</b> OBP: 0.458, SLG: 0.488 (1, 8)										5	2	3	2	0	0	0				
<b>Bobby Abreu, L</b> OBP: 0.461, SLG: 0.609 (1, 9)										4	2	2	4	0	2	1				
<b>Andy Chavez, L</b> OBP: 0.278, SLG: 0.289 (8, 9)										1	0	0	0	0	0	0				
<b>Jim Thome, L</b> OBP: 0.370, SLG: 0.330 (1, 3)										4	1	1	1	0	1	1				
<b>Tomas Perez, S</b> OBP: 0.349, SLG: 0.316 (8, 3)										0	0	0	0	0	0	0				
<b>Pat Burrell, R</b> OBP: 0.412, SLG: 0.509 (1, 7)										4	1	2	0	0	0	0				
<b>26 Chase Utley, L</b> OBP: 0.388, SLG: 0.585 (1, 4)										4	2	3	0	0	0	1				
<b>David Bell, R</b> OBP: 0.329, SLG: 0.337 (1, 5)										4	1	1	0	0	0	3				
<b>Mike Lieberthal, R</b> OBP: 0.352, SLG: 0.424 (1, 2)										3	1	2	3	1	0	1				
<b>Vicente Padilla, R</b> OBP: 0.182, SLG: 0.273 (1, 1)										1	0	0	0	0	0	0				
<b>Jason Michaels, R</b> OBP: 0.397, SLG: 0.394 (5, PH)										1	0	0	0	0	0	2				
<b>Robinson Tejeda, R</b> ERA: 4.3 (6, 1)										1	0	0	0	0	0	1				
<b>Aaron Fultz, L</b> (8, 1)										0	0	0	0	0	0	0				
<b>Rheal Cormier, L</b> (8, 1)										0	0	0	0	0	0	0				
<b>Inning Stats</b>	R: 0 E: 0 K: 2 S: 9	H: 1 LOB: 1 BB: 0 P: 13	R: 0 E: 0 K: 0 S: 10	H: 1 LOB: 0 BB: 0 P: 12	R: 2 E: 0 K: 0 S: 14	H: 2 LOB: 0 BB: 0 P: 19	R: 6 E: 0 K: 0 S: 21	H: 6 LOB: 0 BB: 0 P: 34	R: 0 E: 0 K: 1 S: 7	H: 1 LOB: 2 BB: 1 P: 19	R: 0 E: 0 K: 1 S: 7	H: 0 LOB: 0 BB: 0 P: 8	R: 2 E: 0 K: 0 S: 18	H: 3 LOB: 1 BB: 0 P: 30	R: 0 E: 0 K: 0 S: 6	H: 0 LOB: 0 BB: 0 P: 10	1B: 8 2B: 1 3B: 2 HR: 3	SF: 0 SAC: 1 DP: 0 HBP: 0	WP: 0 PB: 0 SB: 0 CS: 0	PA: 39
<b>PITCHER</b>	IP WLS BF H R ER SO BB IBB HBP BLK WP HR S P ERA WHIP																			
<b>Javier Vazquez, R</b> ERA: 4.38 (5, 1)	4.0 L 22 10 8 8 2 1 0 0 0 0 0 54 78 18.00 2.500																			
<b>Matt Herges, R</b> ERA: 4.3 (5, 1)	2.0 8 1 0 0 1 1 0 0 0 0 0 16 27 0.00 1.000																			
<b>Jose Valverde, R</b> ERA: 6.92 (7, 1)	1.0 6 3 2 2 0 0 0 0 0 0 1 18 30 18.00 3.000																			
<b>Javier Lopez, L</b> ERA: 10.54 (8, 1)	1.0 3 0 0 0 0 0 0 0 0 0 0 6 10 0.00 0.000																			



Batter	1	2	3	4	5	6	7	8	9	AB	R	H	RBI	BB	SO	LOB	TOP					
<b>Craig Counsell, L</b> (1,4) OBP: 0.421, SLG: 0.455										4	1	1	0	0	0	3	<b>Arizona Diamondbacks @ Philadelphia Phillies</b> Citizens Bank Park, Philadelphia, PA Sat Jun 04 2005, 5:10 PM EDT Att: 43,449 - Partly Cloudy - 73 F					
<b>Alex Cintron, S</b> (1,6) OBP: 0.313, SLG: 0.390										5	1	2	1	0	1	3						
<b>Luis Gonzalez, L</b> (1,7) OBP: 0.399, SLG: 0.461										4	1	3	2	1	1	0						
<b>Troy Glaus, R</b> (1,5) OBP: 0.352, SLG: 0.533										4	0	0	0	0	3	3						
<b>Shawn Green, L</b> (1,9) OBP: 0.323, SLG: 0.380										3	0	0	0	1	1	1						
<b>José Cruz Jr., S</b> (1,8) OBP: 0.352, SLG: 0.489										3	0	0	0	1	1	3						
<b>Chad Tracy, L</b> (1,3) OBP: 0.296, SLG: 0.451										4	0	2	0	0	1	3						
<b>Kelly Stinnett, R</b> (1,2) OBP: 0.500, SLG: 0.333										3	0	1	0	0	1	3						
<b>Quinton McCracken, S</b> (8, PH) OBP: 0.294, SLG: 0.258										1	0	0	0	0	1	0						
<b>19 Chris Snyder, R</b> (8, 2) OBP: 0.316, SLG: 0.308										0	0	0	0	0	0	0						
<b>Russ Ortiz, R</b> (1,1) OBP: 0.273, SLG: 0.238										2	0	0	0	0	0	3						
<b>Javier López, L</b> (8, 1)										0	0	0	0	0	0	0						
<b>Tony Clark, S</b> (9, PH) OBP: 0.411, SLG: 0.705										1	0	1	0	0	0	0						
<b>Inning Stats</b>	R: 1 E: 0 K: 3 S: 20	H: 3 LOB: 3 BB: 1 P: 33	R: 0 E: 0 K: 0 S: 7	H: 1 LOB: 1 BB: 0 P: 13	R: 0 E: 0 K: 1 S: 8	H: 0 LOB: 0 BB: 0 P: 10	R: 0 E: 0 K: 1 S: 8	H: 1 LOB: 1 BB: 0 P: 13	R: 2 E: 0 K: 0 S: 12	H: 2 LOB: 0 BB: 0 P: 19	R: 0 E: 0 K: 0 S: 14	H: 1 LOB: 2 BB: 1 P: 22	R: 0 E: 0 K: 1 S: 14	H: 1 LOB: 1 BB: 0 P: 22	R: 0 E: 0 K: 1 S: 9	H: 0 LOB: 0 BB: 1 P: 14	R: 0 E: 0 K: 0 S: 8	H: 1 LOB: 1 BB: 1 P: 16	1B: 7 2B: 2 3B: 0 HR: 2	SF: 0 SAC: 1 DP: 1 HBP: 1	WP: 1 PB: 0 SB: 0 CS: 1	PA: 40
<b>PITCHER</b>	IP WLS BF H R ER SO BB IBB HBP BLK WP HR S P ERA WHIP																					
<b>39 Brett Myers, R</b> (1,1) ERA: 2.24	6.0 W 28 8 3 3 6 2 0 1 0 0 1 2 69 110 4.50 1.667																					
<b>63 Ryan Madson, R</b> (7,1) ERA: 3.77	2.0 H 7 1 0 0 4 0 0 0 0 0 0 0 23 36 0.00 0.500																					
<b>Billy Wagner, L</b> (9,1) ERA: 2.45	1.0 S 4 1 0 0 0 1 0 0 0 0 0 0 8 16 0.00 2.000																					

AB	34
R	3
H	10
RBI	3
BB	3
SO	10
LOB	22



Batter	1	2	3	4	5	6	7	8	9	AB	R	H	RBI	BB	SO	LOB	BOTTOM					
<b>Kenny Lofton, L</b> (1,8) OBP: 0.460, SLG: 0.506										3	2	1	1	1	1	0	<b>Arizona Diamondbacks @ Philadelphia Phillies</b> Citizens Bank Park, Philadelphia, PA Sat Jun 04 2005, 5:10 PM EDT Att: 43,449 - Partly Cloudy - 73 F					
<b>Placido Polanco, R</b> (1,5) OBP: 0.366, SLG: 0.413										4	2	3	3	0	0	0						
<b>Bobby Abreu, L</b> (1,9) OBP: 0.458, SLG: 0.600										3	0	0	0	1	0	2						
<b>Jim Thome, L</b> (1,3) OBP: 0.367, SLG: 0.322										3	0	0	1	1	2	2						
<b>26 Chase Utley, L</b> (1,4) OBP: 0.378, SLG: 0.568										4	0	0	0	0	0	3						
<b>Jason Michaels, R</b> (1,7) OBP: 0.388, SLG: 0.383										3	0	0	0	0	0	1						
<b>63 Ryan Madson, L</b> (7,1) ERA: 3.77										0	0	0	0	0	0	0						
<b>Billy Wagner, L</b> (9,1) OBP: 0.300, SLG: 0.500										0	0	0	0	0	0	0						
<b>Tomas Perez, S</b> (1,6) OBP: 0.333, SLG: 0.300										3	0	0	0	0	1	0						
<b>Todd Pratt, R</b> (1,2) OBP: 0.300, SLG: 0.352										3	0	0	0	0	0	0						
<b>39 Brett Myers, R</b> (1,1) ERA: 5.62	7.0 L 27 4 4 4 2 2 0 0 0 0 0 1 68 112 5.14 0.857																					
<b>Endy Chavez, L</b> (6, PH) OBP: 0.289, SLG: 0.300	1.0 5 1 1 1 2 1 0 0 0 0 0 1 15 24 9.00 2.000																					
<b>Inning Stats</b>	R: 1 E: 0 K: 0 S: 14	H: 1 LOB: 1 BB: 1 P: 23	R: 0 E: 0 K: 0 S: 6	H: 0 LOB: 0 BB: 0 P: 8	R: 0 E: 0 K: 0 S: 5	H: 0 LOB: 0 BB: 0 P: 6	R: 0 E: 0 K: 1 S: 9	H: 0 LOB: 0 BB: 0 P: 17	R: 0 E: 0 K: 0 S: 10	H: 0 LOB: 0 BB: 0 P: 15	R: 3 E: 0 K: 0 S: 16	H: 3 LOB: 1 BB: 1 P: 30	R: 0 E: 0 K: 1 S: 8	H: 0 LOB: 0 BB: 0 P: 13	R: 1 E: 0 K: 2 S: 15	H: 1 LOB: 1 BB: 1 P: 24	R: 0 E: 0 K: 0 S: 8	H: 1 LOB: 1 BB: 1 P: 16	1B: 2 2B: 0 3B: 1 HR: 2	SF: 0 SAC: 0 DP: 0 HBP: 0	WP: 0 PB: 0 SB: 0 CS: 0	PA: 32
<b>PITCHER</b>	IP WLS BF H R ER SO BB IBB HBP BLK WP HR S P ERA WHIP																					
<b>Russ Ortiz, R</b> (1,1) ERA: 5.62	7.0 L 27 4 4 4 2 2 0 0 0 0 0 1 68 112 5.14 0.857																					
<b>Javier López, L</b> (8,1) ERA: 10.43	1.0 5 1 1 1 2 1 0 0 0 0 0 1 15 24 9.00 2.000																					

AB	29
R	5
H	5
RBI	5
BB	3
SO	4
LOB	8





Batter	1	2	3	4	5	6	7	8	9	AB	R	H	RBI	BB	SO	LOB	TOP				
<b>Craig Counsell, L</b> (1,4) OBP: 0.412, SLG: 0.443	G4-3		P5		K		FC5-2	P5		5	0	0	0	0	1	5					
<b>Royce Clayton, R</b> (1,6) OBP: 0.295, SLG: 0.295	G5-3			G6-3		K	FC5-4		HBP 1B BB	4	1	0	0	1	1	3					
<b>Luis Gonzalez, L</b> (1,7) OBP: 0.407, SLG: 0.486	K			BB 2B 1B		F9 2B		HR	1B HBP	4	2	3	1	0	1	0					
<b>Troy Glaus, R</b> (1,5) OBP: 0.349, SLG: 0.522		F7		2B BB		F9		G5-3	K	4	1	0	0	1	1	3					
<b>Tony Clark, S</b> (1,3) OBP: 0.420, SLG: 0.720	L5			1B 2B		F9		E 1B 2B	1B	5	1	3	3	0	0	1					
<b>Jose Cruz Jr., S</b> (1,9) OBP: 0.364, SLG: 0.489				G6-4-3 1B			F9 FC5-2 1B	K	K	4	0	2	0	1	2	3					
<b>Luis Terrero, R</b> (1,8) <b>Shawn Green, L</b> (8, PR) OBP: 0.322, SLG: 0.379	F9			G6-4-3			FC5-2 BB 1B	E5 1B	G3	3	0	0	0	1	0	4					
<b>Kelly Stinnett, R</b> (1,2) OBP: 0.375, SLG: 0.286			K		P5		F9	1B		4	0	1	1	0	1	2					
<b>Brad Halsey, L</b> (1,1) OBP: 0.154, SLG: 0.043 <b>Quinton McCracken, S</b> (7, PH) OBP: 0.300, SLG: 0.236 <b>Lance Cormier, R</b> (7, 1) <b>Alex Cintron, S</b> (8, PH) OBP: 0.319, SLG: 0.396 <b>Mike Koplove, R</b> (8, 1)			G6-3		G1-3		FC5-2 BB	1B		2	0	0	0	0	0	0					
<b>Inning Stats</b>	R: 0 E: 0 K: 1 S: 7	H: 0 LOB: 0 BB: 0 P: 9	R: 0 E: 0 K: 0 S: 8	H: 0 LOB: 1 BB: 1 P: 15	R: 0 E: 0 K: 1 S: 7	H: 0 LOB: 0 BB: 0 P: 9	R: 2 E: 0 K: 0 S: 13	H: 3 LOB: 1 BB: 1 P: 24	R: 0 E: 0 K: 1 S: 13	H: 1 LOB: 1 BB: 0 P: 18	R: 0 E: 0 K: 0 S: 8	H: 1 LOB: 3 BB: 2 P: 18	R: 3 E: 1 K: 1 S: 18	H: 4 LOB: 2 BB: 0 P: 22	R: 1 E: 0 K: 2 S: 15	H: 1 LOB: 2 BB: 1 P: 22	1B: 6 2B: 3 3B: 0 HR: 1	SF: 0 SAC: 0 DP: 1 HBP: 1	WP: 0 PB: 0 CS: 0	PA: 43	
<b>PITCHER</b>	IP	WLS	BF	H	R	ER	SO	BB	IBB	HBP	BLK	WP	HR	S	P	ERA	WHIP				
<b>Randy Wolf, L</b> (1, 1) ERA: 4.38	7.0	W	29	5	2	2	4	4	0	0	0	0	0	63	101	2.57	1.286				
<b>Rheal Cormier, L</b> (8, 1) ERA: 5.29	0.2		6	3	3	1	1	0	0	0	0	0	1	15	19	13.50	4.500				
<b>Billy Wagner, L</b> (8, 1) ERA: 2.67	1.1	S	8	2	1	1	2	1	0	1	0	0	0	18	25	6.75	2.250				

Arizona Diamondbacks @ Philadelphia Phillies  
Citizens Bank Park, Philadelphia, PA

AB 37  
R 6  
H 10  
RBI 6  
BB 5  
SO 7  
LOB 23



WP: 0 PA: 43  
PB: 0  
CS: 0

Sun Jun 05 2005, 1:35 PM EDT  
Att: 37,582 - Sunny - 80 F

Batter	1	2	3	4	5	6	7	8	9	AB	R	H	RBI	BB	SO	LOB	BOTTOM				
<b>11 Jimmy Rollins, S</b> (1,6) OBP: 0.315, SLG: 0.387	P4	G5-3		1B			P6			4	0	1	0	0	0	0					
<b>Placido Polanco, R</b> (1,4) OBP: 0.363, SLG: 0.409	1B	F7		P3			F7			4	0	1	0	0	0	1					
<b>Bobby Abreu, L</b> (1,9) OBP: 0.455, SLG: 0.598	F7		G3 WP 2B		G3		K			4	1	1	0	0	1	1					
<b>Pat Burrell, R</b> (1,7) OBP: 0.409, SLG: 0.520	F9		G3		K			HR		4	1	1	1	0	1	2					
<b>David Bell, R</b> (1,5) OBP: 0.332, SLG: 0.356		26 1B 2B 1B	HR		G5-3			K		4	2	2	1	0	1	0					
<b>26 Chase Utley, L</b> (1,3) OBP: 0.375, SLG: 0.559		2B HR 1B	F7			G4-3		K		4	1	1	0	0	1	0					
<b>Jason Michaels, R</b> (1,8) OBP: 0.398, SLG: 0.400		HR 2B 1B	F8			1B			BB	3	1	2	1	1	0	0					
<b>Mike Lieberthal, R</b> (1,2) OBP: 0.350, SLG: 0.441		HR		F9		F9		G1-3		4	1	1	3	0	0	2					
<b>Randy Wolf, L</b> (1, 1) OBP: 0.200, SLG: 0.250 <b>Rheal Cormier, L</b> (8, 1) <b>Billy Wagner, L</b> (8, 1) OBP: 0.500, SLG: 0.500		G1-3		K		F9				3	0	0	0	0	1	1					
<b>Inning Stats</b>	R: 0 E: 0 K: 0 S: 7	H: 1 LOB: 1 BB: 0 P: 9	R: 4 E: 0 K: 0 S: 14	H: 4 LOB: 0 BB: 0 P: 20	R: 2 E: 0 K: 0 S: 11	H: 2 LOB: 0 BB: 0 P: 18	R: 0 E: 0 K: 1 S: 8	H: 1 LOB: 1 BB: 0 P: 12	R: 0 E: 0 K: 0 S: 9	H: 1 LOB: 1 BB: 0 P: 12	R: 0 E: 0 K: 1 S: 7	H: 0 LOB: 0 BB: 0 P: 13	R: 1 E: 0 K: 2 S: 15	H: 1 LOB: 1 BB: 1 P: 22	R: 1 E: 0 K: 3 HR: 3	H: 1 LOB: 1 BB: 0 HBP: 0	1B: 5 2B: 2 3B: 0 HR: 3	SF: 0 SAC: 0 DP: 0 HBP: 0	WP: 1 PB: 0 CS: 0	PA: 35	
<b>PITCHER</b>	IP	WLS	BF	H	R	ER	SO	BB	IBB	HBP	BLK	WP	HR	S	P	ERA	WHIP				
<b>Brad Halsey, L</b> (1, 1) ERA: 3.48	6.0	L	27	9	6	6	2	0	0	0	0	0	0	7	13	0.00	0.000				
<b>Lance Cormier, R</b> (7, 1) ERA: 1.98	1.0		3	0	0	0	1	0	0	0	0	0	0	7	13	0.00	0.000				
<b>Mike Koplove, R</b> (8, 1) ERA: 5.16	1.0		5	1	1	1	2	1	0	0	0	0	1	15	22	9.00	2.000				

Arizona Diamondbacks @ Philadelphia Phillies  
Citizens Bank Park, Philadelphia, PA

AB 34  
R 7  
H 10  
RBI 6  
BB 1  
SO 5  
LOB 7



WP: 1 PA: 35  
PB: 0  
CS: 0

Sun Jun 05 2005, 1:35 PM EDT  
Att: 37,582 - Sunny - 80 F







Batter	1	2	3	4	5	6	7	8	9	AB	R	H	RBI	BB	SO	LOB	TOP					
David Dellucci, L (1, 7) OBP: 0.429, SLG: 0.517 Richard Hidalgo, R (7, PH) OBP: 0.306, SLG: 0.448	P6		G1-6-3		F7		FC5-4			3	0	0	0	0	0	0						
10 Michael Young, R (1, 6) OBP: 0.357, SLG: 0.474	G5-3			9 HR	K			HR		4	2	2	1	0	1	0						
23 Mark Teixeira, S (1, 3) OBP: 0.358, SLG: 0.552	K			P4		G5-3		K		4	0	0	0	0	2	1						
9 Hank Blalock, L (1, 5) OBP: 0.352, SLG: 0.500		G4-3		HR		L4		G3-1		4	1	2	2	0	0	0						
Kevin Mench, R (1, 9) OBP: 0.356, SLG: 0.578	P4			HR		G6-3		F7		3	1	0	0	1	0	1						
Laynce Nix, L (1, 8) Marshall McDougall, R (9, PH)	G4-3			K			G4-3		L9	3	0	0	0	0	1	2						
Rod Barajas, R (1, 2) OBP: 0.282, SLG: 0.392	G6-3			HR			P3		F8	4	1	1	2	0	0	1						
Mark DeRosa, R (1, 4) OBP: 0.286, SLG: 0.292			G5-3		K		1B		BB	3	0	1	0	1	1	0						
Ryan Drese, R (1, 1) 53 Joaquin Benoit, R (3, 1) Alfonso Soriano, R (7, PH) 32 Ron Mahay, L (7, PH) Doug Brocail, L (7, 1) Michael Tejera, L (8, 1) Andres Torres, S (9, PH)			K		G4-3		FC5-4		K	1	0	0	0	0	1	0						
<b>Inning Stats</b>	R: 0 E: 0 K: 1 S: 8	H: 0 LOB: 0 BB: 0 P: 11	R: 0 E: 0 K: 0 S: 8	H: 1 LOB: 1 BB: 0 P: 14	R: 0 E: 0 K: 1 S: 12	H: 0 LOB: 0 BB: 0 P: 14	R: 4 E: 0 K: 2 S: 17	H: 3 LOB: 0 BB: 1 P: 27	R: 0 E: 0 K: 1 S: 6	H: 0 LOB: 0 BB: 0 P: 10	R: 0 E: 0 K: 0 S: 5	H: 0 LOB: 0 BB: 0 P: 6	R: 0 E: 0 K: 1 S: 10	H: 2 LOB: 2 BB: 0 P: 14	R: 1 E: 0 K: 1 S: 12	H: 1 LOB: 0 BB: 1 P: 19	R: 0 E: 0 K: 1 S: 11	H: 0 LOB: 1 BB: 1 P: 19	1B: 3 2B: 1 3B: 0 HR: 3	SF: 0 SAC: 0 DP: 0 HBP: 0	WP: 0 PB: 0 SB: 0 CS: 0	PA: 36
<b>PITCHER</b>	IP WLS BF H R ER SO BB IBB HBP BLK WP HR S P ERA WHIP																					
21 Jon Lieber, R (1, 1) ERA: 4.61	6.2 W 27 6 4 4 5 1 0 0 0 0 0 2 64 92 5.40 1.050																					
Rheal Cormier, L (7, 1) ERA: 5.5	1.0 H 4 1 1 1 1 0 0 0 0 0 0 1 12 19 9.00 1.000																					
63 Ryan Madson, R (8, 1) ERA: 3.73	0.1 H 1 0 0 0 0 0 0 0 0 0 0 0 2 4 0.00 0.000																					
Billy Wagner, L (9, 1) ERA: 2.57	1.0 S 4 0 0 0 1 1 0 0 0 0 0 0 0 11 19 0.00 1.000																					

Texas Rangers @ Philadelphia Phillies  
Citizens Bank Park, Philadelphia, PA  
Tue Jun 07 2005, 7:05 PM EDT  
Att: 33,616 - Clear - 89 F

AB 34  
R 5  
H 7  
RBI 5  
BB 2  
SO 7  
LOB 8



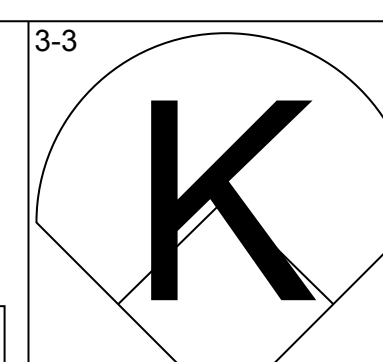
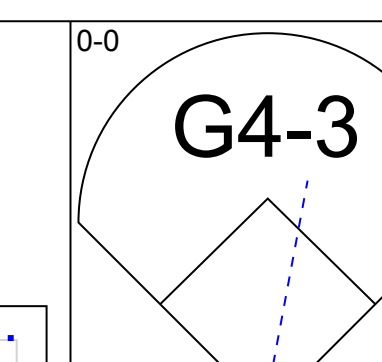
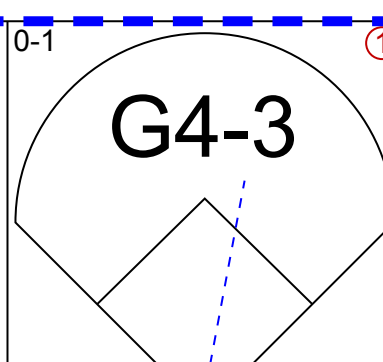
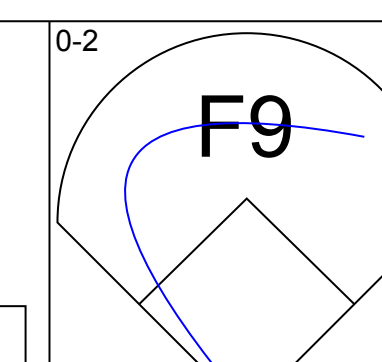
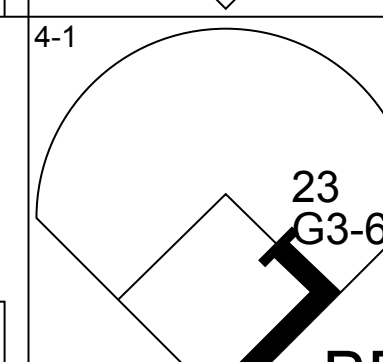
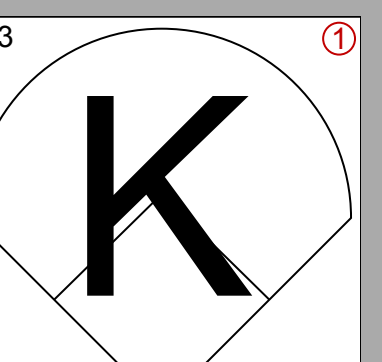
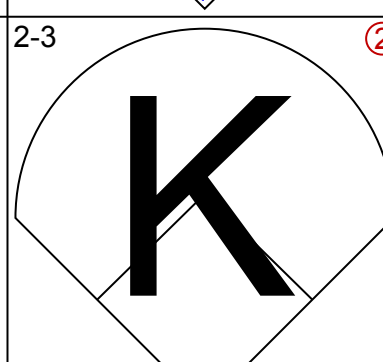
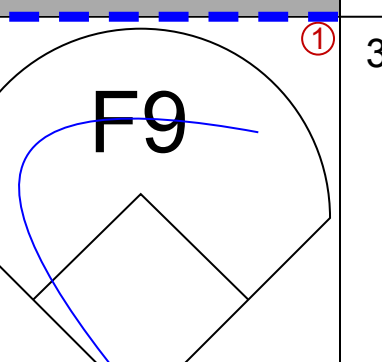
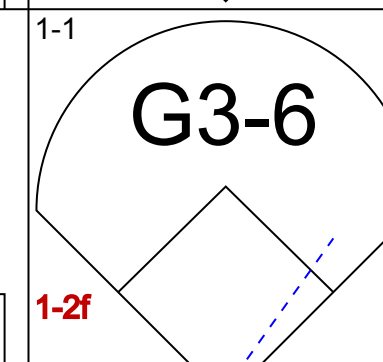
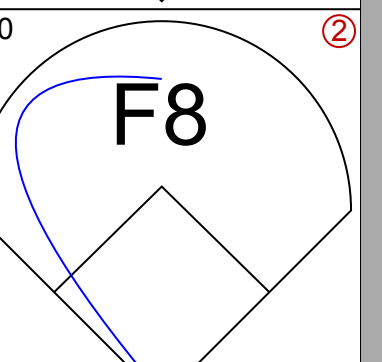
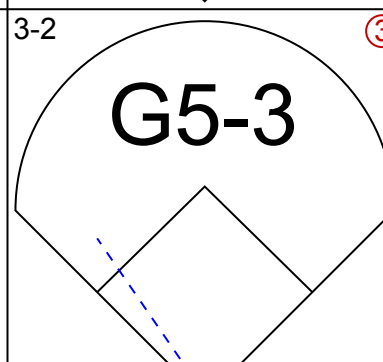
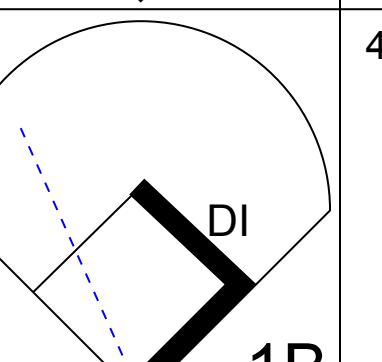
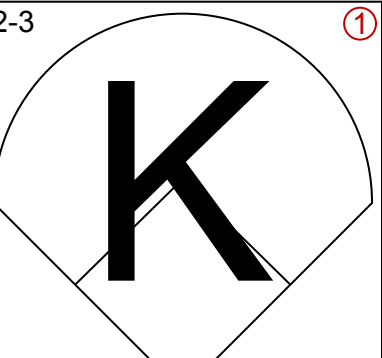
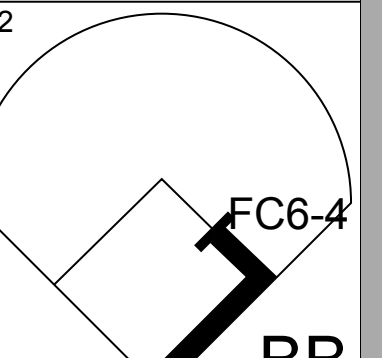
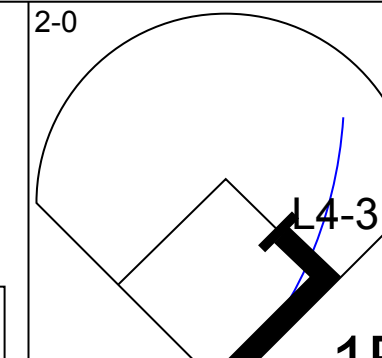
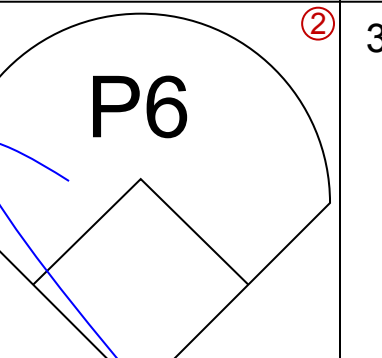
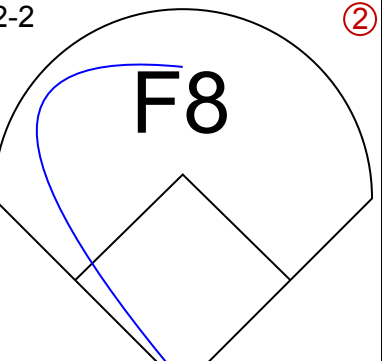
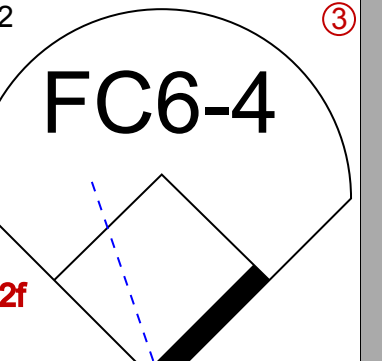
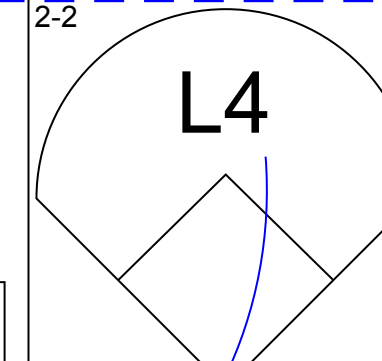
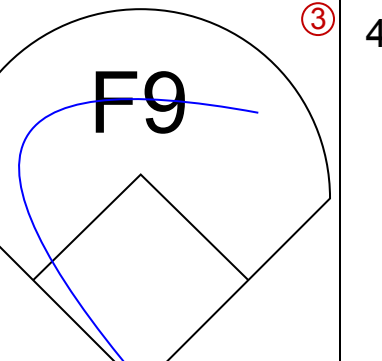
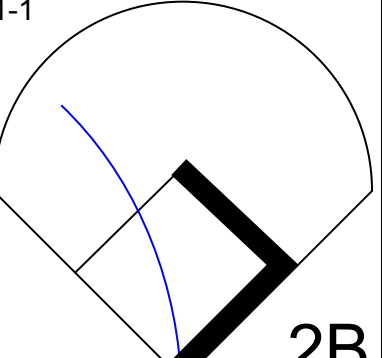
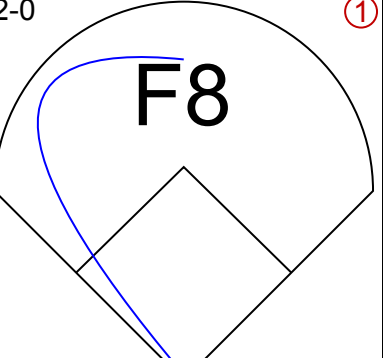
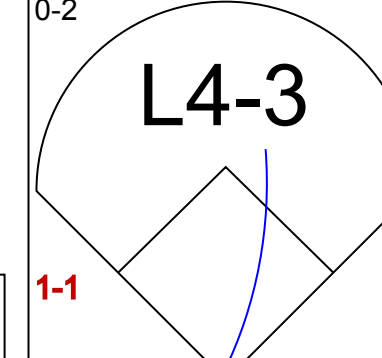
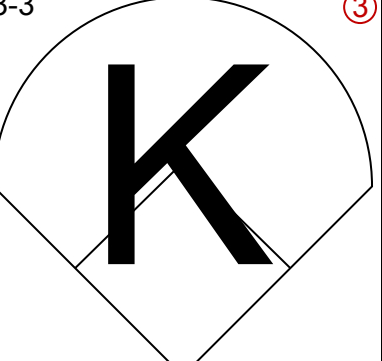
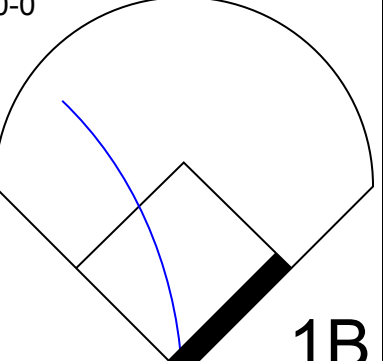
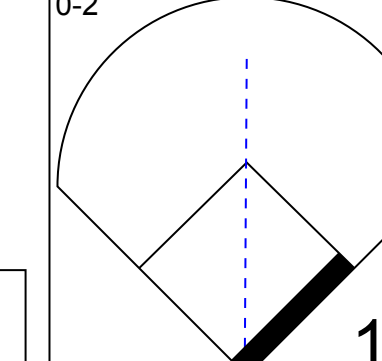
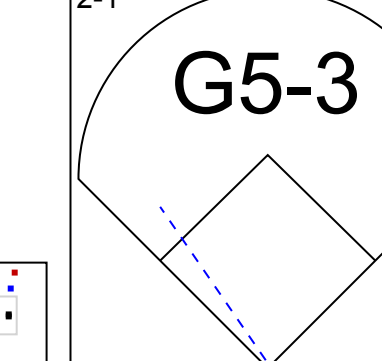
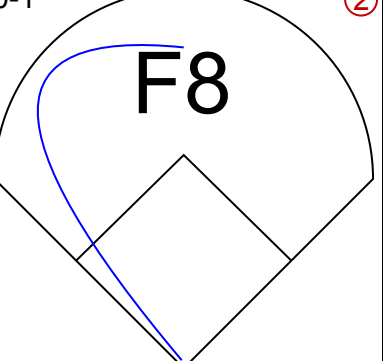
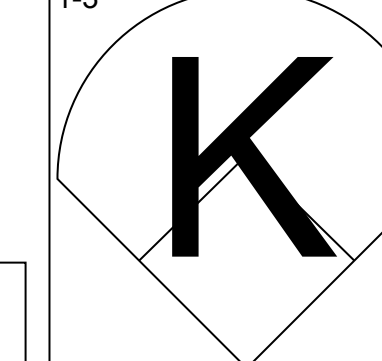
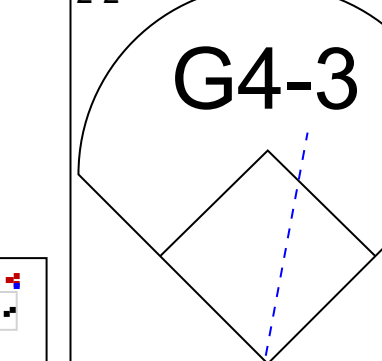
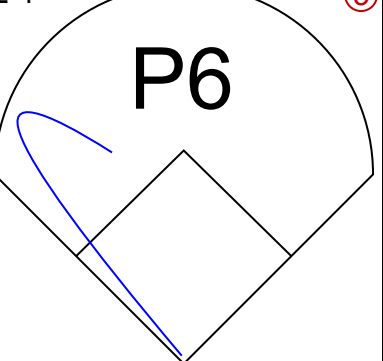
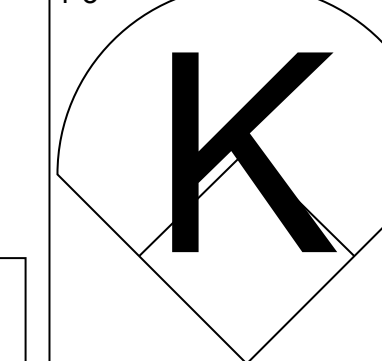
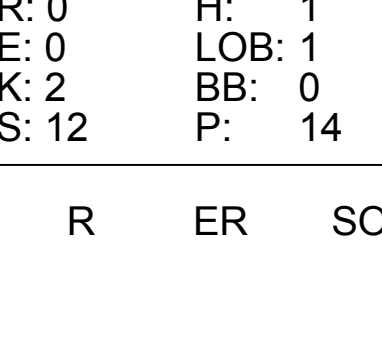
Batter	1	2	3	4	5	6	7	8	9	AB	R	H	RBI	BB	SO	LOB	BOTTOM			
11 Jimmy Rollins, S (1, 6) OBP: 0.314, SLG: 0.391	G3	F7-3		K			G5-3	F8		5	0	0	0	0	1	2				
Kenny Lofton, L (1, 8) OBP: 0.473, SLG: 0.515	1B		G3	F8			HR	1B	WP	5	1	3	0	0	0	0				
Bobby Abreu, L (1, 9) OBP: 0.452, SLG: 0.601	L6		BB	26 FC3-6	1B		HR	K		5	2	2	2	0	1	2				
Pat Burrell, R (1, 7) OBP: 0.409, SLG: 0.513	K		26 FC3-6	1B		P4	26 BB	F8		4	2	1	0	1	1	2				
Jim Thome, L (1, 3) OBP: 0.377, SLG: 0.323		26 2B	1B	26 FC3-6	BB	K	HBP	26 BB		2	1	1	0	2	1	0				
26 Chase Utley, L (1, 4) OBP: 0.385, SLG: 0.564			1B	1B	BB	K	FC1-2	BB		3	2	1	1	1	1	2				
Placido Polanco, R (1, 5) OBP: 0.376, SLG: 0.418		E6	1B	1B		F8	FC1-2	HBP		3	0	2	3	0	0	0				
Mike Lieberthal, R (1, 2) OBP: 0.357, SLG: 0.436		11 F7-3	1B	1B		L6	FC1-2			4	0	2	1	0	0	3				
21 Jon Lieber, L (1, 1) OBP: 0.031, SLG: 0.065 Rheal Cormier, L (7, 1) 63 Ryan Madson, L (8, 1) Billy Wagner, L (9, 1) OBP: 0.500, SLG: 0.500			K	F8		K	K			3	0	0	0	0	2	4				
<b>Inning Stats</b>	R: 0 E: 0 K: 1 S: 9	H: 1 LOB: 1 BB: 0 P: 16	R: 2 E: 1 K: 1 S: 12	H: 4 LOB: 1 BB: 0 P: 20	R: 3 E: 0 K: 0 S: 19	H: 4 LOB: 2 BB: 1 P: 30	R: 0 E: 0 K: 1 S: 10	H: 0 LOB: 0 BB: 0 P: 13	R: 0 E: 0 K: 1 S: 10	H: 0 LOB: 0 BB: 0 P: 17	R: 0 E: 0 K: 1 S: 10	H: 0 LOB: 0 BB: 0 P: 15	R: 3 E: 0 K: 1 S: 16	H: 2 LOB: 3 BB: 3 P: 32	R: 0 E: 0 K: 1 S: 9	H: 1 LOB: 1 BB: 0 P: 14	1B: 10 2B: 2 3B: 0 HR: 1	SF: 0 SAC: 0 DP: 1 HBP: 1	WP: 1 PB: 0 SB: 0 CS: 0	PA: 40
<b>PITCHER</b>	IP WLS BF H R ER SO BB IBB HBP BLK WP HR S P ERA WHIP																			
Ryan Drese, R (1, 1) ERA: 6.46	2.2 L 16 1 0 0 2 1 0 0 0 0 0 0 39 55 0.00 0.300																			
53 Joaquin Benoit, R (3, 1) ERA: 0.63	3.1 11 1 0 0 4 0 0 0 0 0 0 1 9 24 81.00 15.000																			
32 Ron Mahay, L (7, 1) ERA: 8.38	0.1 6 2 3 3 0 3 0 0 0 0 0 0 7 8 0.00 0.000																			
Doug Brocail, R (7, 1) ERA: 3.86	0.2 3 0 0 0 1 0 0 0 1 0 0 0 7 8 0.00 0.000																			
Michael Tejera, L (8, 1) ERA:	1.0 4 1 0 0 1 0 0 0 0 0 1 0 9 14 0.00 1.000																			

Texas Rangers @ Philadelphia Phillies  
Citizens Bank Park, Philadelphia, PA  
Tue Jun 07 2005, 7:05 PM EDT  
Att: 33,616 - Clear - 89 F

AB 35  
R 8  
H 12  
RBI 7  
BB 4  
SO 8  
LOB 18





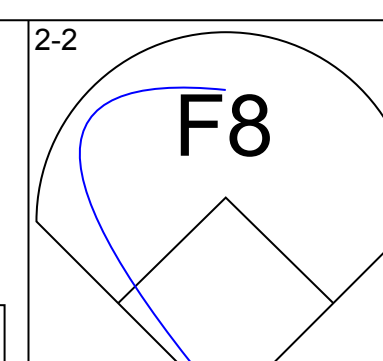
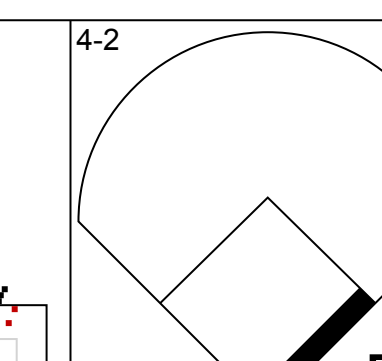
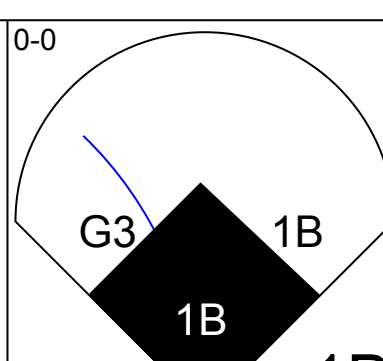
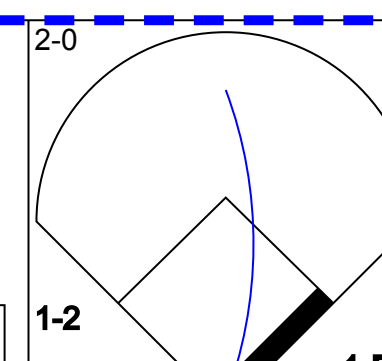
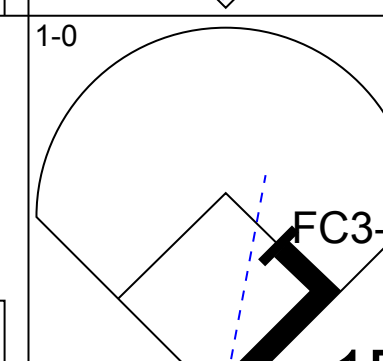
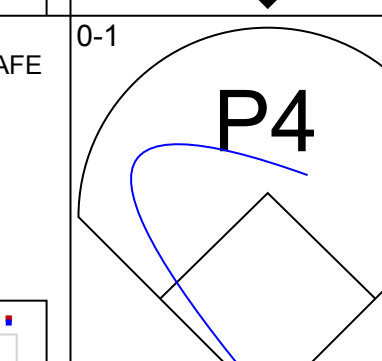
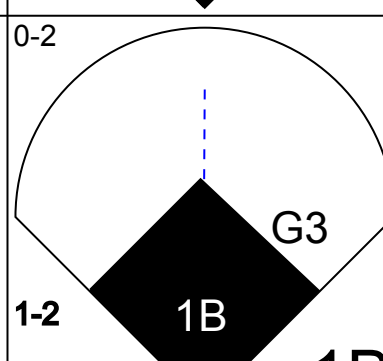
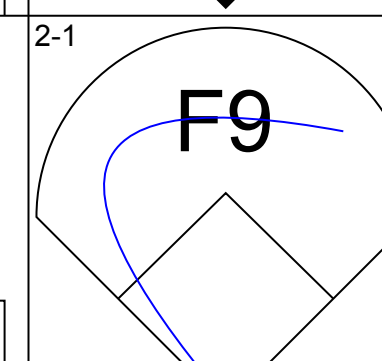
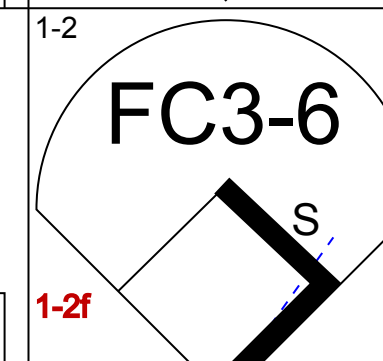

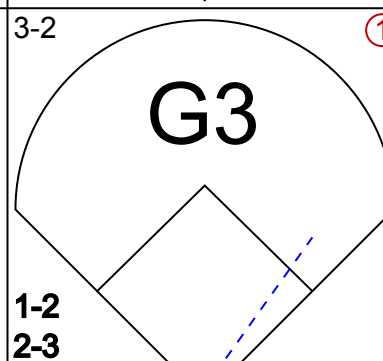
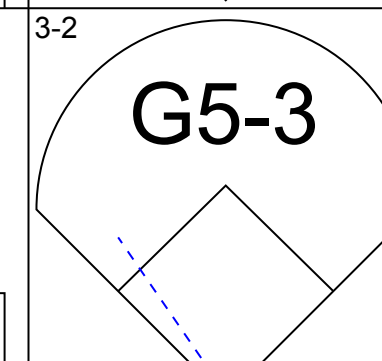
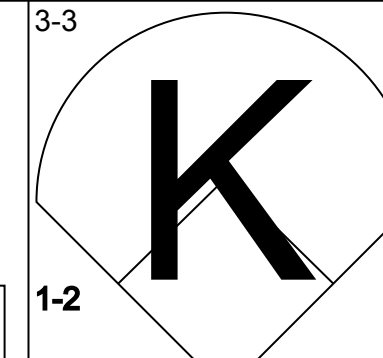
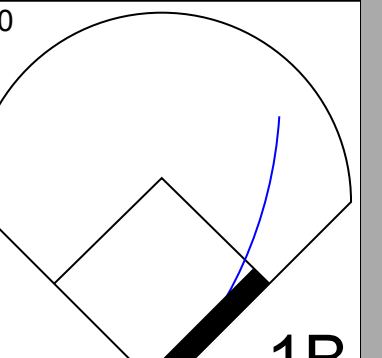
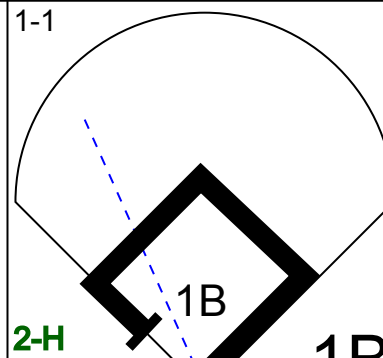

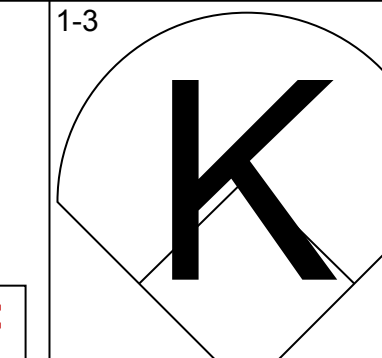
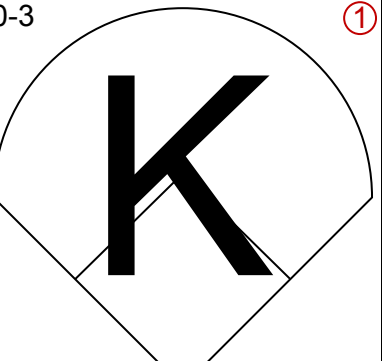
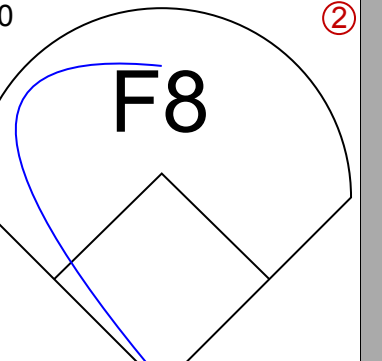
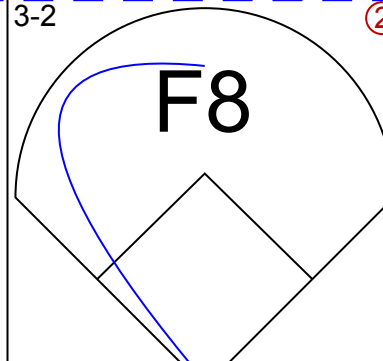
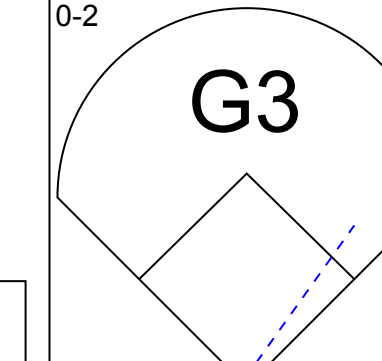
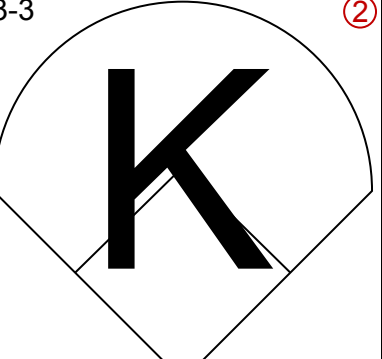
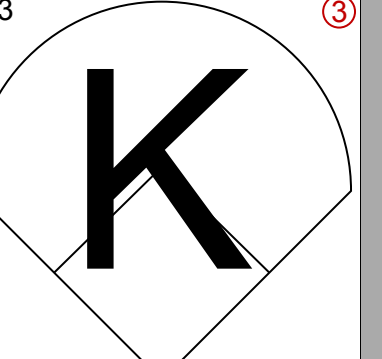
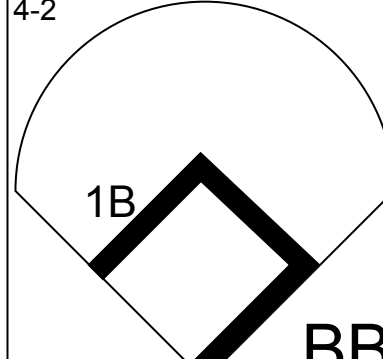

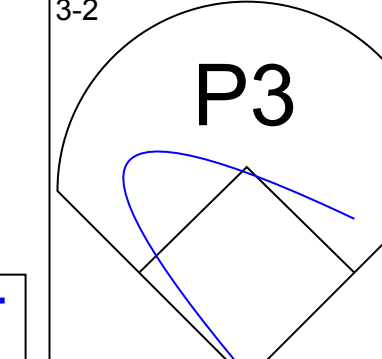
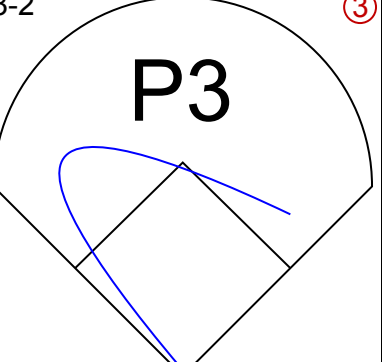
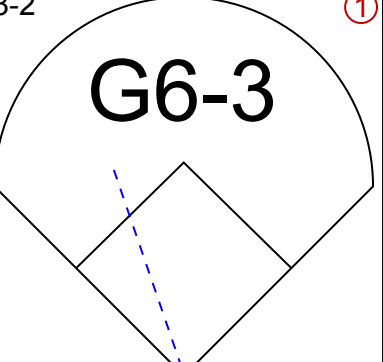
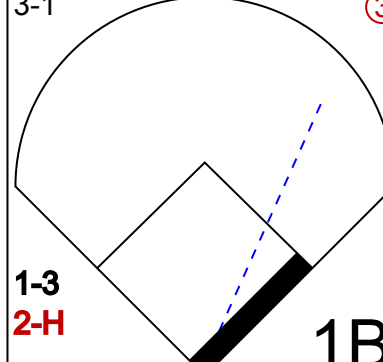
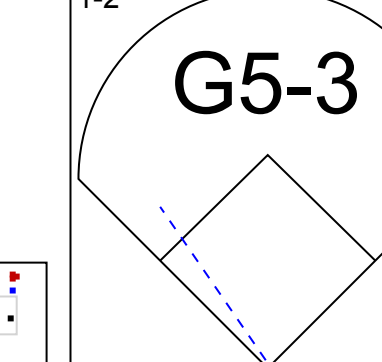
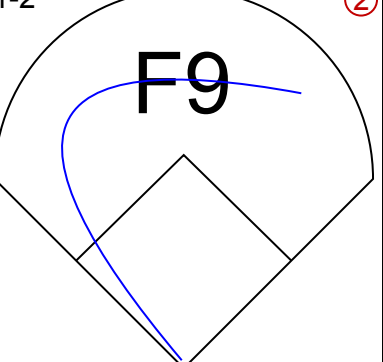
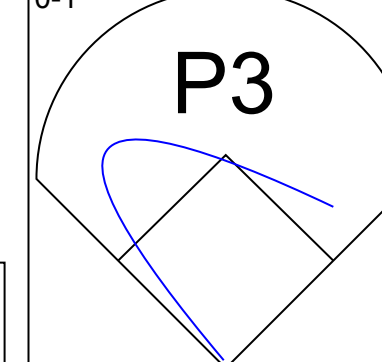
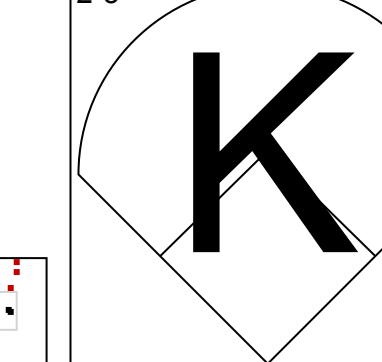
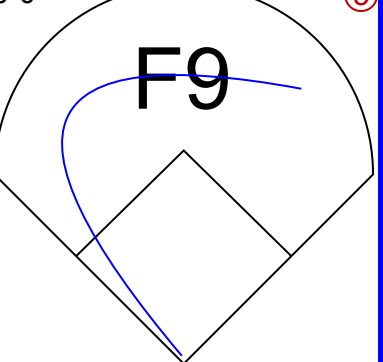
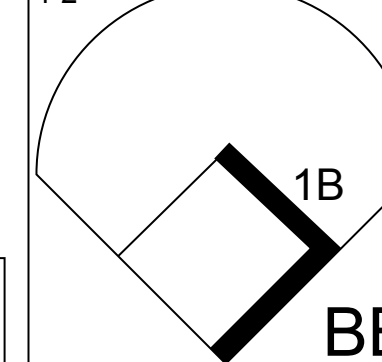
Batter	1	2	3	4	5	6	7	8	9	AB	R	H	RBI	BB	SO	LOB	TOP					
Layne Nix, L (1, 8) OBP: 0.293, SLG: 0.440										4	0	0	0	0	1	1						
10 Michael Young, R (1, 6) OBP: 0.356, SLG: 0.468										3	0	0	0	1	2	0						
23 Mark Teixeira, S (1, 3) OBP: 0.357, SLG: 0.547										4	0	1	0	0	0	1						
9 Hank Blalock, L (1, 5) OBP: 0.355, SLG: 0.498										3	0	1	0	1	1	1						
Kevin Mench, R (1, 7) OBP: 0.349, SLG: 0.565										4	0	0	0	0	0	3						
Richard Hidalgo, R (1, 9) OBP: 0.306, SLG: 0.451										3	0	1	0	0	0	1						
Brian Shouse, L (7, 1)										0	0	0	0	0	0	0						
Rod Barajas, R (1, 2) OBP: 0.289, SLG: 0.397										3	0	2	0	0	1	1						
Mark DeRosa, R (1, 4) OBP: 0.287, SLG: 0.269										2	0	0	0	0	0	1						
David Dellucci, L (8, PH) OBP: 0.426, SLG: 0.514										1	0	0	0	0	1	1						
Marshall McDougall, R (8, 4)										0	0	0	0	0	0	0						
Chris Young, R (1, 1)										2	0	0	0	0	0	1						
Michael Tejera, L (6, 1)										0	0	0	0	0	0	0						
Nick Regilio, R (6, 1)										0	0	0	0	0	0	0						
Gary Matthews, S (7, 9) OBP: 0.265, SLG: 0.336										1	0	0	0	0	1	1						
<b>Inning Stats</b>	R: 0 E: 0 K: 1 S: 8	H: 0 LOB: 0 BB: 1 P: 16	R: 0 E: 0 K: 2 S: 14	H: 1 LOB: 1 BB: 0 P: 22	R: 0 E: 0 K: 0 S: 8	H: 0 LOB: 0 BB: 0 P: 12	R: 0 E: 0 K: 1 S: 13	H: 0 LOB: 1 BB: 1 P: 21	R: 0 E: 0 K: 0 S: 6	H: 1 LOB: 1 BB: 0 P: 10	R: 0 E: 0 K: 1 S: 11	H: 0 LOB: 0 BB: 0 P: 16	R: 0 E: 0 K: 0 S: 8	H: 1 LOB: 1 BB: 0 P: 12	R: 0 E: 0 K: 2 S: 12	H: 1 LOB: 1 BB: 0 P: 14	R: 0 E: 0 K: 0 S: 10	H: 1 LOB: 1 BB: 0 P: 16	1B: 4 2B: 2 3B: 0 HR: 0	SF: 0 SAC: 0 DP: 2 HBP: 0	WP: 0 PB: 0 SB: 0 CS: 0	PA: 32
<b>PITCHER</b>	IP	WLS	BF	H	R	ER	SO	BB	IBB	HBP	BLK	WP	HR	S	P	ERA	WHIP					
Robinson Tejeda, R (1, 1) ERA: 3.0	5.0		18	2	0	0	4	2	0	0	0	0	0	49	81	0.00	0.800					
Aaron Fultz, L (6, 1) ERA: 2.99	1.0	W	4	1	0	0	1	0	0	0	0	0	0	12	19	0.00	1.000					
63 Ryan Madson, R (7, 1) ERA: 3.51	2.0	H	6	1	0	0	2	0	0	0	0	0	0	19	23	0.00	0.500					
Billy Wagner, L (9, 1) ERA: 2.48	1.0	S	4	1	0	0	0	0	0	0	0	0	0	10	16	0.00	1.000					

Texas Rangers @ Philadelphia Phillies  
Citizens Bank Park, Philadelphia, PA

Wed Jun 08 2005, 7:05 PM EDT  
Att: 24,339 - Clear - 91 F

AB 30  
R 0  
H 5  
RBI 0  
BB 2  
SO 7  
LOB 12



Batter	1	2	3	4	5	6	7	8	9	AB	R	H	RBI	BB	SO	LOB	BOTTOM				
Kenny Lofton, L (1, 8) OBP: 0.482, SLG: 0.520										3	1	2	0	1	0	0					
Tomas Perez, S (1, 6) OBP: 0.338, SLG: 0.308										4	1	2	0	0	0	3					
Bobby Abreu, L (1, 9) OBP: 0.446, SLG: 0.590										4	0	0	0	0	1	5					
Pat Burrell, R (1, 7) OBP: 0.410, SLG: 0.513										4	0	2	2	0	2	1					
Jim Thome, L (1, 3) OBP: 0.368, SLG: 0.313										4	0	0	0	0	1	2					
26 Chase Utley, L (1, 4) OBP: 0.382, SLG: 0.553										3	0	0	0	1	2	1					
David Bell, R (1, 5) OBP: 0.326, SLG: 0.348										3	0	1	0	0	0	0					
Mike Lieberthal, R (1, 2) OBP: 0.351, SLG: 0.428										3	0	0	0	0	0	0					
Robinson Tejeda, R (1, 1) ERA: 3.06										1	0	0	0	0	1	0					
Randy Wolf, L (5, PH) OBP: 0.192, SLG: 0.240										1	0	0	0	0	0	0					
Aaron Fultz, L (6, 1) ERA: 2.99										0	0	0	0	0	0	0					
63 Ryan Madson, L (7, 1) ERA: 3.51										0	0	0	0	1	0	0					
Billy Wagner, L (9, 1) OBP: 0.500, SLG: 0.500										0	0	0	0	0	0	0					
<b>Inning Stats</b>	R: 0 E: 0 K: 1 S: 14	H: 1 LOB: 0 BB: 0 P: 21	R: 0 E: 0 K: 2 S: 9	H: 0 LOB: 0 BB: 0 P: 15	R: 0 E: 0 K: 1 S: 11	H: 0 LOB: 1 BB: 1 P: 18	R: 0 E: 0 K: 2 S: 12	H: 1 LOB: 1 BB: 0 P: 16	R: 0 E: 0 K: 0 S: 8	H: 0 LOB: 0 BB: 0 P: 12	R: 2 E: 0 K: 0 S: 20	H: 4 LOB: 2 BB: 1 P: 34	R: 0 E: 0 K: 0 S: 10	H: 1 LOB: 1 BB: 1 P: 21	R: 0 E: 0 K: 1 S: 12	H: 0 LOB: 0 BB: 0 P: 16	1B: 7 2B: 0 3B: 0 HR: 0	SF: 0 SAC: 0 DP: 0 HBP: 0	WP: 0 PB: 0 SB: 1 CS: 0	PA: 33	
<b>PITCHER</b>	IP	WLS	BF	H	R	ER	SO	BB	IBB	HBP	BLK	WP	HR	S	P	ERA	WHIP				
Chris Young, R (1, 1) ERA: 3.06	5.1	L	22	5	2	2	6	1	0	0	0	0	0	65	97	3.38	1.125				
Michael Tejera, L (6, 1) ERA: 4.58	0.1		2	0	0	0	0	1	0	0	0	0	0	7	14	0.00	3.000				
Nick Regilio, R (6, 1) ERA: 4.58	0.2		3	1	0	0	0	1	0	0	0	0	0	6	13	0.00	3.000				
Brian Shouse, L (7, 1) ERA: 1.96	1.2		6	1	0	0	1	0	0	0	0	0	0	18	29	0.00	0.600				

Texas Rangers @ Philadelphia Phillies  
Citizens Bank Park, Philadelphia, PA

Wed Jun 08 2005, 7:05 PM EDT  
Att: 24,339 - Clear - 91 F

AB 30  
R 2  
H 7  
RBI 2  
BB 3  
SO 7  
LOB 12






Batter	1	2	3	4	5	6	7	8	9	AB	R	H	RBI	BB	SO	LOB	TOP					
David Dellucci, L (1.7) OBP: 0.426, SLG: 0.527		G1-3																				
10 Michael Young, R (1.6) OBP: 0.357, SLG: 0.464																						
23 Mark Teixeira, S (1.3) OBP: 0.365, SLG: 0.579																						
9 Hank Blalock, L (1.5) OBP: 0.352, SLG: 0.489																						
Kevin Mench, R (1.9) OBP: 0.347, SLG: 0.556																						
Richard Hidalgo, R (1.8) OBP: 0.305, SLG: 0.453																						
Rod Barajas, R (1.2) OBP: 0.288, SLG: 0.389																						
Mark DeRosa, R (1.4) OBP: 0.265, SLG: 0.367																						
Pedro Astacio, R (1.1) Laynce Nix, L (5. PH) Michael Rojas, L (5.1) 43 Kameron Loe, R (5.1) Andres Torres, S (7. PH) Doug Brocail, L (7.1) Francisco Cordero, R (8.1) Gary Matthews, S (9. PH)																						
<b>Inning Stats</b>	R: 3 E: 0 K: 1 S: 18	H: 2 LOB: 1 BB: 3 P: 35	R: 0 E: 0 K: 0 S: 5	H: 0 LOB: 0 BB: 0 P: 6	R: 1 E: 0 K: 2 S: 11	H: 1 LOB: 0 BB: 0 P: 17	R: 0 E: 0 K: 1 S: 6	H: 0 LOB: 0 BB: 0 P: 7	R: 0 E: 0 K: 0 S: 8	H: 1 LOB: 2 BB: 0 P: 10	R: 0 E: 0 K: 0 S: 11	H: 1 LOB: 1 BB: 0 P: 17	R: 0 E: 0 K: 1 S: 9	H: 0 LOB: 0 BB: 0 P: 11	R: 0 E: 0 K: 1 S: 8	H: 0 LOB: 0 BB: 0 P: 13	R: 4 E: 0 K: 1 S: 13	H: 3 LOB: 1 BB: 2 P: 29	1B: 2 2B: 2 3B: 0 HR: 4	SF: 0 SAC: 0 DP: 1 HBP: 1	WP: 0 PB: 0 SB: 0 CS: 0	PA: 40
<b>PITCHER</b>	IP WLS BF H R ER SO BB IBB HBP BLK WP HR S P ERA WHIP	5.0 W 22 4 4 4 4 3 0 1 0 0 3 48 75 7.20 1.400	6.1 2.0 7 1 0 0 1 0 0 0 0 0 0 20 28 0.00 0.500	8.1 1.0 3 0 0 0 1 0 0 0 0 0 0 8 13 0.00 0.000	9.1 0.1 5 2 4 4 1 2 0 0 0 0 1 10 22 108.00 12.000	9.1 0.2 S 3 1 0 0 0 0 0 0 0 0 0 0 3 7 0.00 1.500											IP WLS BF H R ER SO BB IBB HBP BLK WP HR S P ERA WHIP					

Texas Rangers @ Philadelphia Phillies  
Citizens Bank Park, Philadelphia, PA  
Thu Jun 09 2005, 7:05 PM EDT  
Att: 25,205 - Partly Cloudy - 82 F

AB	34
R	8
H	8
RBI	8
BB	5
SO	7
LOB	10



Batter	1	2	3	4	5	6	7	8	9	AB	R	H	RBI	BB	SO	LOB	BOTTOM			
11 Jimmy Rollins, S (1.6) OBP: 0.312, SLG: 0.395		G3																		
Andy Chavez, L (1.8) OBP: 0.280, SLG: 0.289																				
Bobby Abreu, L (1.9) OBP: 0.449, SLG: 0.586																				
Pat Burrell, R (1.7) OBP: 0.415, SLG: 0.551																				
Jim Thome, L (1.3) OBP: 0.365, SLG: 0.333																				
26 Chase Utley, L (1.4) OBP: 0.384, SLG: 0.558																				
David Bell, R (1.5) OBP: 0.329, SLG: 0.351																				
Todd Pratt, R (1.2) OBP: 0.323, SLG: 0.424																				
Vicente Padilla, R (1.1) Ramon Martinez, R (5. PH) Geoff Geary, R (5.1) Jason Michaels, R (7. PH) Rheal Cormier, L (8.1) Ugueth Urbina, R (9.1) Billy Wagner, L (9.1)																				
<b>Inning Stats</b>	R: 0 E: 0 K: 0 S: 10	H: 0 LOB: 0 BB: 0 P: 13	R: 4 E: 0 K: 2 S: 18	H: 4 LOB: 0 BB: 0 P: 27	R: 0 E: 0 K: 0 S: 8	H: 1 LOB: 1 BB: 0 P: 11	R: 1 E: 0 K: 1 S: 11	H: 2 LOB: 1 BB: 0 P: 13	R: 3 E: 0 K: 1 S: 19	H: 4 LOB: 2 BB: 0 P: 30	R: 2 E: 0 K: 1 S: 14	H: 2 LOB: 1 BB: 1 P: 26	R: 0 E: 0 K: 1 S: 6	H: 0 LOB: 0 BB: 0 P: 11	R: 0 E: 0 K: 1 S: 10	H: 1 LOB: 1 BB: 0 P: 15	1B: 7 2B: 2 3B: 1 HR: 4	SF: 0 SAC: 0 DP: 0 HBP: 1	WP: 0 PB: 1 SB: 0 CS: 0	PA: 40
<b>PITCHER</b>	IP WLS BF H R ER SO BB IBB HBP BLK WP HR S P ERA WHIP	4.0 L 19 7 5 5 3 1 0 0 0 0 0 1 16 25 40.50 6.000	5.1 0.2 7 4 3 3 1 0 0 1 0 0 0 17 31 6.75 1.500	7.1 1.0 3 0 0 0 1 0 0 0 0 0 6 11 0.00 1.000	8.1 1.0 4 1 0 0 1 0 0 0 0 0 0 10 15 0.00 1.000											IP WLS BF H R ER SO BB IBB HBP BLK WP HR S P ERA WHIP				

Texas Rangers @ Philadelphia Phillies  
Citizens Bank Park, Philadelphia, PA  
Thu Jun 09 2005, 7:05 PM EDT  
Att: 25,205 - Partly Cloudy - 82 F

AB	38
R	10
H	14
RBI	9
BB	1
SO	7
LOB	12





Batter	1	2	3	4	5	6	7	8	9	AB	R	H	RBI	BB	SO	LOB	TOP										
Dave Krynzel, L (1,8)	G5-3		G6-3			G3		K		4	0	0	0	0	1	0	<b>Milwaukee Brewers @ Philadelphia Phillies</b> Citizens Bank Park, Philadelphia, PA Fri Jun 10 2005, 7:05 PM EDT Att: 27,225 - Partly Cloudy - 84 F <a href="http://livebaseballscorecards.com">livebaseballscorecards.com</a>										
Jeff Cirillo, R (1,5) OBP: 0.385, SLG: 0.449	HR		CS			FC6-4 1B HBP		K		3	1	2	1	0	1	0											
Lyle Overbay, L (1,3) OBP: 0.413, SLG: 0.469	K		CS		1B FC1-6 1B	FC6-4 1B		K		4	1	2	0	0	2	0											
Carlos Lee, R (1,7) OBP: 0.350, SLG: 0.559	G4-3				FC1-6 1B	FC6-4 1B		G6-3		4	0	1	0	0	0	2											
2 Bill Hall, R (1,4) OBP: 0.327, SLG: 0.506		FC1-5 2B			FC1-6 G6-4-3 1B	G4-3		F8		4	0	1	1	0	0	3											
Geoff Jenkins, L (1,9) OBP: 0.329, SLG: 0.383		FC1-5			G6-4-3			K		4	0	0	0	0	2	2											
7 J.J. Hardy, R (1,6) OBP: 0.287, SLG: 0.234		P4			P3			G1-3		3	0	0	0	0	0	1											
Chad Moeller, R (1,2) OBP: 0.200, SLG: 0.221		F9			G6-3			G6-3 1B		3	0	1	0	0	0	1											
Victor Santos, R (1,1) OBP: 0.043, SLG: 0.043					G1-3			K		2	0	0	0	0	0	0											
Chris Magruder, S (7,PH) OBP: 0.328, SLG: 0.431					G1-3			K		1	0	0	0	0	1	1											
Julio Santana, R (7,1)										0	0	0	0	0	0	0											
Matt Wise, R (8,1)										0	0	0	0	0	0	0											
<b>Inning Stats</b>	R: 1 E: 0 K: 1 S: 11	H: 1 LOB: 0 BB: 0 P: 18	R: 0 E: 0 K: 0 S: 8	H: 1 LOB: 1 BB: 0 P: 14	R: 0 E: 0 K: 0 S: 7	H: 1 LOB: 0 BB: 0 P: 11	R: 1 E: 0 K: 0 S: 8	H: 2 LOB: 0 BB: 0 P: 14	R: 0 E: 0 K: 0 S: 5	H: 0 LOB: 0 BB: 0 P: 6	R: 0 E: 0 K: 0 S: 9	H: 1 LOB: 2 BB: 0 P: 15	R: 0 E: 0 K: 2 S: 12	H: 1 LOB: 1 BB: 0 P: 17	R: 0 E: 0 K: 3 S: 10	H: 0 LOB: 0 BB: 0 P: 16	R: 0 E: 0 K: 1 S: 12	H: 0 LOB: 0 BB: 0 P: 17	1B: 4 2B: 2 3B: 0 HR: 1	SF: 0 SAC: 0 DP: 1 HBP: 1	WP: 0 PB: 0 CS: 1	PA: 34					
<b>PITCHER</b>	IP	WLS	BF	H	R	ER	SO	BB	IBB	HBP	BLK	WP	HR	S	P	ERA	WHIP										
39 Brett Myers, R (1,1) ERA: 2.24	8.0		30	7	2	2	6	0	0	1	0	0	1	70	111	2.25	0.875										
63 Ryan Madson, R (9,1) ERA: 3.41	1.0	W	3	0	0	0	1	0	0	0	0	0	0	12	17	0.00	0.000										

Batter	1	2	3	4	5	6	7	8	9	AB	R	H	RBI	BB	SO	LOB	BOTTOM										
11 Jimmy Rollins, S (1,6) OBP: 0.311, SLG: 0.393	G4-3		1B		G4-3			F7		4	0	1	0	0	0	0	<b>Milwaukee Brewers @ Philadelphia Phillies</b> Citizens Bank Park, Philadelphia, PA Fri Jun 10 2005, 7:05 PM EDT Att: 27,225 - Partly Cloudy - 84 F <a href="http://livebaseballscorecards.com">livebaseballscorecards.com</a>										
Kenny Lofton, L (1,8) OBP: 0.475, SLG: 0.505			P5		F7			F7		3	0	0	0	1	0	1											
Bobby Abreu, L (1,9) OBP: 0.442, SLG: 0.576	P4		G3					F7		4	0	0	0	0	1	2											
Pat Burrell, R (1,7) OBP: 0.412, SLG: 0.545	G6-3				HR 1B			K		4	1	1	0	0	2	1											
Jim Thome, L (1,3) OBP: 0.374, SLG: 0.358			P5		HR					2	1	1	2	2	0	0											
Endy Chavez, L (9,PR) OBP: 0.280, SLG: 0.289					HR			26 BB HR BB		0	1	0	0	0	0	0											
26 Chase Utley, L (1,4) OBP: 0.387, SLG: 0.551					HR			HR BB		2	1	0	0	2	1	1											
David Bell, R (1,5) OBP: 0.328, SLG: 0.364					F9			HR		4	1	1	3	0	0	1											
Mike Lieberthal, R (1,2) OBP: 0.345, SLG: 0.419					F9			HR		3	0	0	0	0	0	1											
39 Brett Myers, R (1,1) ERA: 2.74					F9					3	0	0	0	0	1	0											
63 Ryan Madson, L (9,1) ERA: 4.05										0	0	0	0	0	0	0											
<b>Inning Stats</b>	R: 0 E: 0 K: 0 S: 10	H: 0 LOB: 1 BB: 1 P: 22	R: 0 E: 0 K: 0 S: 8	H: 0 LOB: 1 BB: 1 P: 15	R: 0 E: 0 K: 1 S: 9	H: 1 LOB: 1 BB: 0 P: 14	R: 2 E: 0 K: 1 S: 14	H: 2 LOB: 0 BB: 0 P: 21	R: 0 E: 0 K: 2 S: 11	H: 0 LOB: 1 BB: 1 P: 19	R: 0 E: 0 K: 0 S: 6	H: 0 LOB: 0 BB: 0 P: 8	R: 0 E: 0 K: 0 S: 9	H: 0 LOB: 0 BB: 0 P: 13	R: 3 E: 0 K: 1 S: 7	H: 1 LOB: 1 BB: 2 P: 17	1B: 2 2B: 0 3B: 0 HR: 2	SF: 0 SAC: 0 DP: 0 HBP: 0	WP: 0 PB: 0 CS: 0	PA: 34							
<b>PITCHER</b>	IP	WLS	BF	H	R	ER	SO	BB	IBB	HBP	BLK	WP	HR	S	P	ERA	WHIP										
Victor Santos, R (7,1) ERA: 4.05	1.0		3	0	0	0	0	0	0	0	0	0	0	6	8	0.00	0.000										
Matt Wise, R (8,1) ERA: 2.64	1.1	L	7	1	3	3	1	2	0	0	0	0	1	16	30	20.25	2.250										







Batter	1	2	3	4	5	6	7	8	9	AB	R	H	RBI	BB	SO	LOB	TOP	
<b>Brady Clark, R</b> OBP: 0.384, SLG: 0.444 (1, 8)	G4-3		F9			F9		F8		4	0	1	0	0	0	0	<b>Milwaukee Brewers @ Philadelphia Phillies</b> Citizens Bank Park, Philadelphia, PA Sun Jun 12 2005, 1:35 PM EDT Att: 40,385 - Partly Cloudy - 86 F	
<b>23 Rickie Weeks Jr., R</b> OBP: 0.333, SLG: 0.250 (1, 4)	K		F9			G5-3		K		4	0	0	0	0	2	1		
<b>Lyle Overbay, L</b> OBP: 0.411, SLG: 0.461 (1, 3)	F7								K	4	0	1	0	0	1	0		
<b>Carlos Lee, R</b> OBP: 0.351, SLG: 0.567 (1, 7)		HR							G6-3	4	1	2	1	0	0	1		
<b>2 Bill Hall, R</b> OBP: 0.333, SLG: 0.515 (1, 5)	G6-3									3	1	1	1	1	0	1		
<b>Geoff Jenkins, L</b> OBP: 0.323, SLG: 0.374 (1, 9)	L3									4	0	0	0	0	2	2		
<b>7 J.J. Hardy, R</b> OBP: 0.287, SLG: 0.254 (1, 6)	F7									3	0	0	0	0	1	1		
<b>Chad Moeller, R</b> OBP: 0.207, SLG: 0.238 (1, 2)			G6-3							3	0	0	0	0	0	1		
<b>15 Ben Sheets, R</b> (1, 1)										2	0	0	0	0	0	0		
<b>Chris Magruder, S</b> OBP: 0.317, SLG: 0.429 (8, PH)			G1-3							1	0	0	0	0	1	0		
<b>Tommy Phelps, L</b> (8, 1)										0	0	0	0	0	0	0		
<b>Inning Stats</b>	R: 0 H: 0 E: 0 K: 1 S: 8	H: 0 LOB: 0 BB: 0 P: 14	R: 1 H: 1 E: 0 K: 0 S: 8	R: 0 H: 1 E: 0 K: 0 S: 10	R: 0 H: 1 E: 0 K: 1 S: 9	R: 0 H: 0 E: 0 K: 0 S: 9	R: 0 H: 1 E: 0 K: 0 S: 6	R: 0 H: 0 E: 0 K: 1 S: 9	R: 0 H: 0 E: 0 K: 2 S: 8	R: 1 H: 1 E: 0 K: 2 S: 12	H: 1 LOB: 0 BB: 0 P: 18	1B: 2 2B: 1 3B: 0 HR: 2	SF: 0 SAC: 0 DP: 0 HBP: 0	WP: 1 PB: 0 CS: 0	PA: 33	<b>AB</b> 32 <b>R</b> 2 <b>H</b> 5 <b>RBI</b> 2 <b>BB</b> 1 <b>SO</b> 7 <b>LOB</b> 7		
<b>PITCHER</b>	IP	WLS	BF	H	R	ER	SO	BB	IBB	HBP	BLK	WP	HR	S	P	ERA	WHIP	
<b>Cory Lidle, R</b> ERA: 4.18 (1, 1)	7.0	W	26	4	1	1	3	1	0	0	0	1	1	59	99	1.29	0.714	
<b>Ugueth Urbina, R</b> ERA: 3.64 (8, 1)	1.0	H	3	0	0	0	2	0	0	0	0	0	0	8	12	0.00	0.000	
<b>Billy Wagner, L</b> ERA: 2.64 (9, 1)	1.0		4	1	1	1	2	0	0	0	0	0	1	12	18	9.00	1.000	

Batter	1	2	3	4	5	6	7	8	9	AB	R	H	RBI	BB	SO	LOB	BOTTOM	
<b>11 Jimmy Rollins, S</b> OBP: 0.305, SLG: 0.383 (1, 6)	G5-3		L3			G4-3		F7		4	1	1	0	0	0	1	<b>Milwaukee Brewers @ Philadelphia Phillies</b> Citizens Bank Park, Philadelphia, PA Sun Jun 12 2005, 1:35 PM EDT Att: 40,385 - Partly Cloudy - 86 F	
<b>Kenny Lofton, L</b> OBP: 0.497, SLG: 0.495 (1, 8)	G5-3		G5-3			F8		WP		4	1	1	0	0	0	1		
<b>Bobby Abreu, L</b> OBP: 0.440, SLG: 0.586 (1, 9)	G4-3					K		K		4	0	1	1	0	2	1		
<b>Pat Burrell, R</b> OBP: 0.419, SLG: 0.580 (1, 7)	G4-3					HR		26		3	2	1	1	0	1			
<b>Endy Chavez, L</b> OBP: 0.275, SLG: 0.283 (8, PR) (9, 7)								26		0	1	0	0	0	0	0		
<b>Jim Thome, L</b> OBP: 0.374, SLG: 0.366 (1, 3)	K					P5		26		4	1	1	1	0	1	2		
<b>26 Chase Utley, L</b> OBP: 0.386, SLG: 0.560 (1, 4)			F7			K		26		4	1	2	3	0	1	0		
<b>David Bell, R</b> OBP: 0.329, SLG: 0.363 (1, 5)			F7					G5-3		3	0	0	0	1	0	1		
<b>Todd Pratt, R</b> OBP: 0.309, SLG: 0.403 (1, 2)			F9							3	0	0	0	0	0	3		
<b>Cory Lidle, R</b> OBP: 0.227, SLG: 0.190 (1, 1)										2	0	1	0	0	0	0		
<b>Tomas Perez, S</b> OBP: 0.329, SLG: 0.299 (7, PH)										1	0	0	0	0	1	3		
<b>Ugueth Urbina, R</b> (8, 1)										0	0	0	0	0	0	0		
<b>Billy Wagner, L</b> OBP: 0.500, SLG: 0.500 (9, 1)										0	0	0	0	0	0	0		
<b>Inning Stats</b>	R: 1 H: 2 E: 0 K: 1 S: 19	H: 2 LOB: 1 BB: 0 P: 26	R: 0 H: 0 E: 0 K: 0 S: 7	R: 0 H: 1 E: 0 K: 0 S: 10	R: 1 H: 1 E: 0 K: 1 S: 10	R: 0 H: 0 E: 0 K: 0 S: 5	R: 0 H: 0 E: 0 K: 1 S: 10	R: 0 H: 2 E: 0 K: 1 S: 9	R: 4 H: 3 E: 0 K: 1 S: 9	H: 3 LOB: 1 BB: 1 P: 18	1B: 6 2B: 2 3B: 0 HR: 2	SF: 0 SAC: 0 DP: 1 HBP: 0	WP: 1 PB: 0 CS: 0	PA: 34	<b>AB</b> 32 <b>R</b> 6 <b>H</b> 9 <b>RBI</b> 6 <b>BB</b> 2 <b>SO</b> 5 <b>LOB</b> 13			
<b>PITCHER</b>	IP	WLS	BF	H	R	ER	SO	BB	IBB	HBP	BLK	WP	HR	S	P	ERA	WHIP	
<b>15 Ben Sheets, R</b> ERA: 3.51 (1, 1)	7.0	L	27	6	2	2	4	0	1	0	0	1	1	70	106	2.57	0.857	
<b>Tommy Phelps, L</b> ERA: 4.5 (8, 1)	1.0		7	3	4	4	1	0	1	0	0	1	1	9	18	36.00	3.000	



Batter	1	2	3	4	5	6	7	8	9	AB	R	H	RBI	BB	SO	LOB	TOP
11 Jimmy Rollins, S OBP: 0.304, SLG: 0.381	G3		F8		K					4	0	1	0	0	1	1	Philadelphia Phillies @ Seattle Mariners Safeco Field, Seattle, WA Tue Jun 14 2005, 7:05 PM PDT Att: 26,818 - Partly Cloudy - 61 F
Kenny Lofton, L OBP: 0.460, SLG: 0.482	F8 S BB			F8		G6-3		F7		3	0	0	0	1	0	1	
Bobby Abreu, L OBP: 0.438, SLG: 0.579	F8				S BB 1B			F7		3	1	0	0	1	0	1	
Pat Burrell, R OBP: 0.412, SLG: 0.569	F8			F8		G6-3			G6-3	4	0	0	0	0	2		
Jim Thome, L OBP: 0.372, SLG: 0.363				K					K	4	0	1	1	0	2	0	
26 Chase Utley, L OBP: 0.380, SLG: 0.550		P4								3	0	0	0	0	1	1	
David Bell, R OBP: 0.325, SLG: 0.358										3	0	0	0	0	0	0	
Mike Lieberthal, R OBP: 0.337, SLG: 0.414										3	0	0	0	0	0	0	
Tomas Perez, S OBP: 0.329, SLG: 0.300										3	0	1	0	0	1	0	
<b>Inning Stats</b>	R: 0 H: 0 E: 0 LOB: 1 K: 0 BB: 1 S: 12 P: 22	R: 0 H: 0 E: 0 LOB: 0 K: 1 BB: 0 S: 8 P: 13	R: 0 H: 0 E: 0 LOB: 0 K: 0 BB: 0 S: 6 P: 9	R: 1 H: 1 E: 0 LOB: 1 K: 1 BB: 1 S: 17 P: 29	R: 0 H: 1 E: 0 LOB: 1 K: 1 BB: 0 S: 8 P: 13	R: 0 H: 0 E: 0 LOB: 0 K: 0 BB: 0 S: 5 P: 7	R: 0 H: 0 E: 0 LOB: 0 K: 0 BB: 0 S: 6 P: 8	R: 0 H: 1 E: 0 LOB: 1 K: 1 BB: 0 S: 11 P: 18	R: 0 H: 0 E: 0 LOB: 0 K: 1 BB: 0 S: 8 P: 10	1B: 3 SF: 0 2B: 0 SAC: 0 3B: 0 DP: 0 HR: 0 HBP: 0	WP: 0 PA: 32 SB: 0 CS: 0						
<b>PITCHER</b>	IP WLS BF H R ER SO BB IBB HBP BLK WP HR S P ERA WHIP																
Gil Meche, R ERA: 4.38	(1, 1) 8.0 W 29 3 1 1 4 2 0 0 0 0 0 0 73 119 1.12 0.625																
Eddie Guardado, L ERA: 1.5	(9, 1) 1.0 S 3 0 0 0 1 0 0 0 0 0 0 0 8 10 0.00 0.000																

AB 30  
R 1  
H 3  
RBI 1  
BB 2  
SO 5  
LOB 6



Batter	1	2	3	4	5	6	7	8	9	AB	R	H	RBI	BB	SO	LOB	BOTTOM
51 Ichiro Suzuki, L OBP: 0.341, SLG: 0.403	FC4-6 1B	F9			F8			L9		4	0	1	0	0	0	2	Philadelphia Phillies @ Seattle Mariners Safeco Field, Seattle, WA Tue Jun 14 2005, 7:05 PM PDT Att: 26,818 - Partly Cloudy - 61 F
Randy Winn, S OBP: 0.370, SLG: 0.395	FC4-6 1-2t FC5-4			K	F8			E1 1B		4	0	0	0	0	1	2	
Raul Ibanez, L OBP: 0.370, SLG: 0.487	F8							P4		4	0	2	0	0	0	2	
Richie Sexson, R OBP: 0.351, SLG: 0.502	FC5-4 1-2t				G5-4-3 1B					4	0	1	0	0	0	3	
7 Jeremy Reed, L OBP: 0.342, SLG: 0.376								F9		4	1	3	0	0	0	2	
Bret Boone, R OBP: 0.298, SLG: 0.381										4	1	1	0	0	0	5	
Dave Hansen, L OBP: 0.167, SLG: 0.375										3	1	1	2	0	1	2	
12 Michael Morse, R OBP: 0.400, SLG: 0.400										2	0	1	1	0	0	0	
Pat Borders, R OBP: 0.273, SLG: 0.317										2	0	0	0	0	0	1	
<b>Inning Stats</b>	R: 0 H: 1 E: 0 LOB: 1 K: 0 BB: 0 S: 6 P: 7	R: 2 H: 2 E: 1 LOB: 1 K: 0 BB: 0 S: 12 P: 18	R: 0 H: 1 E: 0 LOB: 0 K: 1 BB: 0 S: 7 P: 9	R: 0 H: 1 E: 0 LOB: 0 K: 1 BB: 0 S: 8 P: 10	R: 0 H: 1 E: 0 LOB: 1 K: 0 BB: 0 S: 5 P: 9	R: 0 H: 2 E: 0 LOB: 1 K: 0 BB: 0 S: 6 P: 8	R: 1 H: 1 E: 0 LOB: 0 K: 0 BB: 0 S: 8 P: 13	R: 0 H: 1 E: 1 LOB: 2 K: 0 BB: 0 S: 9 P: 13	R: 0 H: 0 E: 0 LOB: 0 K: 1 BB: 0 S: 8 P: 10	1B: 7 SF: 1 2B: 2 SAC: 1 3B: 0 DP: 2 HR: 1 HBP: 0	WP: 0 PA: 33 SB: 0 CS: 1						
<b>PITCHER</b>	IP WLS BF H R ER SO BB IBB HBP BLK WP HR S P ERA WHIP																
21 Jon Lieber, R ERA: 4.5	(1, 1) 8.0 L 33 10 3 3 2 0 0 0 0 0 0 1 61 87 3.38 1.250																

AB 31  
R 3  
H 10  
RBI 3  
BB 0  
SO 2  
LOB 19





Batter	1	2	3	4	5	6	7	8	9	AB	R	H	RBI	BB	SO	LOB	TOP					
11 Jimmy Rollins, S OBP: 0.303, SLG: 0.380	1-1 S 1B		2-2 F8		3-3 K		1-1 L9			4	1	1	0	0	1	1	<b>Philadelphia Phillies @ Seattle Mariners</b> Safeco Field, Seattle, WA Wed Jun 15 2005, 7:05 PM PDT Att: 26,019 - Overcast - 66 F					
Kenny Lofton, L OBP: 0.454, SLG: 0.474	2-2 F7		0-0 FC4-6 1B		1-0 S 1B		2-2 G6-3			4	0	1	0	0	0	2						
Bobby Abreu, L OBP: 0.442, SLG: 0.582	0-0 2H 1B		2-1 1-2 1B		1-2 S 1B		1-1 G5-3			4	0	3	1	0	0	0						
Pat Burrell, R OBP: 0.409, SLG: 0.561	2-3 K		1-3 K		4-2 1-2 2-3 BB			3-3 K		3	0	0	0	1	3	3						
Jim Thome, L OBP: 0.369, SLG: 0.356	0-1 G4-3			4-1 G6-4-3 26 1B BB		1-0 F8		1-1 G1		3	0	0	0	1	0	4						
26 Chase Utley, L OBP: 0.383, SLG: 0.555		3-1 F9		0-2 G6-4-3 1B		2-2 2B		3-3 K		4	0	2	0	0	1	0						
David Bell, R OBP: 0.320, SLG: 0.351	0-1 P4		2-1 G6-4-3		1-2 G5-3			0-1 G5-3		4	0	0	0	0	0	3						
Mike Lieberthal, R OBP: 0.330, SLG: 0.404	1-1 G6-3		1-0 G4-3		2-2 G6-3			3-3 K		4	0	0	0	0	1	2						
Ramon Martinez, R OBP: 0.292, SLG: 0.279			3-2 FC4-6 1B		1-2 G6-3		1-2 F9		0-2 P4	4	0	1	0	0	0	1						
<b>Inning Stats</b>	R: 1 E: 0 K: 1 S: 12	H: 2 LOB: 1 BB: 0 P: 16	R: 0 E: 0 K: 0 S: 6	H: 0 LOB: 0 BB: 0 P: 10	R: 0 E: 0 K: 1 S: 13	H: 2 LOB: 2 BB: 0 P: 21	R: 0 E: 0 K: 0 S: 7	H: 1 LOB: 1 BB: 1 P: 14	R: 0 E: 0 K: 1 S: 14	H: 2 LOB: 3 BB: 1 P: 25	R: 0 E: 0 K: 0 S: 16	H: 1 LOB: 1 BB: 0 P: 22	R: 0 E: 0 K: 0 S: 7	H: 0 LOB: 0 BB: 0 P: 11	R: 0 E: 0 K: 2 S: 8	H: 0 LOB: 0 BB: 0 P: 15	R: 0 E: 0 K: 1 S: 8	H: 0 LOB: 0 BB: 0 P: 11	1B: 7 2B: 1 3B: 0 HR: 0	SF: 0 SAC: 0 DP: 1 HBP: 0	WP: 0 PB: 0 SB: 3 CS: 0	PA: 36
<b>PITCHER</b>	IP WLS BF H R ER SO BB IBB HBP BLK WP HR S P ERA WHIP	IP WLS BF H R ER SO BB IBB HBP BLK WP HR S P ERA WHIP																				
Aaron Sele, R ERA: 3.79	(1, 1) 6.0 W 27 8 1 1 3 2 0 0 0 0 0 0 68 108 1.50 1.667																					
Ron Villone, L ERA: 3.47	(7, 1) 2.0 H 6 0 0 0 2 0 0 0 0 0 0 15 26 0.00 0.000																					
Jeff Nelson, R ERA: 2.91	(9, 1) 1.0 3 0 0 0 1 0 0 0 0 0 0 0 8 11 0.00 0.000																					

Batter	1	2	3	4	5	6	7	8	9	AB	R	H	RBI	BB	SO	LOB	BOTTOM			
51 Ichiro Suzuki, L OBP: 0.338, SLG: 0.411	3-2 HR		2-2 G6-3		2-0 F8	0-2 FC4-6 1-2		1-2 E4		5	1	1	1	0	0	3	<b>Philadelphia Phillies @ Seattle Mariners</b> Safeco Field, Seattle, WA Wed Jun 15 2005, 7:05 PM PDT Att: 26,019 - Overcast - 66 F			
Randy Winn, S OBP: 0.371, SLG: 0.405	4-2 FC3-6 BB		1-0 HR		0-0 G6-3		1-3 K	2-3 K		4	1	1	1	1	2	2				
Raul Ibanez, L OBP: 0.371, SLG: 0.485	2-1 FC3-6 2B 7 SF9		0-0 G4-3		3-1 HBP 1B		1-0 G1-3 1B	1-2 F7		5	1	2	0	0	0	3				
Richie Sexson, R OBP: 0.357, SLG: 0.509	1-0 2B		1-0 7 BB 1B		3-1 HBP 1B		2-2 G1-3			3	0	2	0	0	0	1				
7 Jeremy Reed, L OBP: 0.341, SLG: 0.372	2-0 SF9		4-1 FC5-4 BB		2-3 K2-3		1-1 G4-3			2	0	0	1	1	1	3				
Bret Boone, R OBP: 0.294, SLG: 0.374	1-1 L9		0-0 FC5-4			0-1 P4		3-3 K		4	0	0	0	0	1	3				
Dave Hansen, L OBP: 0.227, SLG: 0.333		1-2 F9		1-1 F9		4-2 FC6-4 12 1B BB		4-2 12 HR BB		2	1	0	0	2	0	0				
12 Michael Morse, R OBP: 0.455, SLG: 0.526		4-2 CS BB		2-1 L5-3 1B		3-2 FC6-4 1B		1-0 1H HR		3	1	3	2	1	0	0				
Pat Borders, R OBP: 0.271, SLG: 0.311		1 SAFE 3-3 K		0-0 L5-3		0-1 FC6-4 51 FC4-6		0-2 51 E 1B		4	0	1	0	0	1	4				
<b>Inning Stats</b>	R: 2 E: 0 K: 0 S: 13	H: 2 LOB: 1 BB: 1 P: 26	R: 0 E: 0 K: 1 S: 10	H: 0 LOB: 0 BB: 1 P: 18	R: 1 E: 0 K: 0 S: 8	H: 2 LOB: 2 BB: 1 P: 16	R: 0 E: 0 K: 0 S: 5	H: 1 LOB: 0 BB: 0 P: 8	R: 0 E: 0 K: 1 S: 8	H: 1 LOB: 2 BB: 0 P: 18	R: 0 E: 0 K: 0 S: 12	H: 1 LOB: 1 BB: 1 P: 19	R: 0 E: 0 K: 1 S: 9	H: 1 LOB: 1 BB: 0 P: 14	R: 2 E: 1 K: 2 S: 20	H: 2 LOB: 2 BB: 1 P: 32	1B: 6 2B: 2 3B: 0 HR: 3	SF: 1 SAC: 0 DP: 1 HBP: 1	WP: 0 PB: 0 SB: 0 CS: 1	PA: 39
<b>PITCHER</b>	IP WLS BF H R ER SO BB IBB HBP BLK WP HR S P ERA WHIP	IP WLS BF H R ER SO BB IBB HBP BLK WP HR S P ERA WHIP																		
Vicente Padilla, R ERA: 6.23	(1, 1) 5.2 L 27 7 3 3 2 4 0 1 0 0 0 12 17 0.00 4.76																			
Rheal Cormier, L ERA: 4.79	(6, 1) 1.1 5 1 0 0 1 0 0 0 0 0 0 1 17 28 27.00 4.500																			
63 Ryan Madson, R ERA: 3.75	(8, 1) 0.2 6 2 2 2 2 1 0 0 0 0 0 1 17 28 27.00 4.500																			
Aaron Fultz, L ERA: 2.82	(8, 1) 0.1 1 0 0 0 0 0 0 0 0 0 0 0 3 4 0.00 0.000																			



Batter	1	2	3	4	5	6	7	8	9	10	11	12	13	AB	R	H	RBI	BB	SO	LOB	TOP						
11 Jimmy Rollins, S OBP: 0.314, SLG: 0.400	G4-1 1B		G4-3			F7 WP 1B		CS 1B		1-0 2B			SF9 3B	6	2	5	0	0	0	0							
Kenny Lofton, L OBP: 0.456, SLG: 0.471	F7			L6		G4-3 WP 1B		1-2 1B		0-3 K			SF9 IBB	5	1	2	0	1	1	2							
Bobby Abreu, L OBP: 0.443, SLG: 0.576	G4-1			FC4-6 1B		F7		3-2 1B		3-2 E8		G4-3	IBB	5	0	2	0	1	0	3							
Jim Thome, L OBP: 0.395, SLG: 0.349	G4-3			FC4-6 1B		G4-3		1-3 1B		4-1 SH1-4 BB		G4-3	SF9	3	0	0	0	1	0	3							
Tomas Perez, S OBP: 0.321, SLG: 0.296	G4-3			FC6-4 1B		L7		3-H 1B		1-2 K		K	3-H 3-H 1B	1	0	0	1	0	1	0							
Jason Michaels, R OBP: 0.389, SLG: 0.383		F8		FC6-4 1B				2-1 1B		1-0 SH1-4		K	P6	5	0	0	0	0	1	4							
26 Chase Utley, L OBP: 0.363, SLG: 0.551		P6				G4-6-3 1B		1-2 SH1-4 1B		0-3 K			P6	5	0	2	0	0	1	2							
David Bell, R OBP: 0.315, SLG: 0.345	F7					G4-6-3		1-2 SH1-4		2-1 G4-3			K	4	0	0	0	0	1	3							
Mike Lieberthal, R OBP: 0.326, SLG: 0.398			F8					1-3 K2-3-1		1-0 G5-3			P6	5	0	1	0	0	1	1							
Andy Chavez, L OBP: 0.250, SLG: 0.255			G3			G4-3		2-2 L1		1-2 F8			G4-3	5	0	0	0	0	1								
<b>Inning Stats</b>	R: 0 E: 0 K: 0 S: 13	H: 1 LOB: 1 BB: 0 P: 17	R: 0 E: 0 K: 0 S: 5	H: 0 LOB: 0 BB: 8 P: 8	R: 0 E: 0 K: 0 S: 11	H: 0 LOB: 0 BB: 13 P: 13	R: 0 E: 0 K: 0 S: 8	H: 1 LOB: 1 BB: 15 P: 15	R: 0 E: 0 K: 1 S: 8	H: 1 LOB: 1 BB: 0 P: 9	R: 1 E: 1 K: 0 S: 11	H: 3 LOB: 1 BB: 0 P: 20	R: 0 E: 0 K: 1 S: 7	H: 0 LOB: 2 BB: 1 P: 14	R: 0 E: 0 K: 1 S: 8	H: 1 LOB: 1 BB: 0 P: 11	R: 0 E: 0 K: 2 S: 9	H: 0 LOB: 0 BB: 0 P: 14	R: 0 E: 0 K: 1 S: 6	H: 0 LOB: 0 BB: 0 P: 7	R: 1 E: 0 K: 0 S: 6	H: 1 LOB: 2 BB: 2 P: 17	1B: 10 2B: 2 3B: 1 HR: 0	SF: 1 SAC: 2 DP: 2 HBP: 0	WP: 1 PB: 0 SB: 0 CS: 1	PA: 50	
<b>PITCHER</b>	IP 7.0	WLS 26	BF 26	H 7	R 1	ER 1	SO 1	BB 0	IBB 0	HBP 0	BLK 0	WP 1	HR 0	S 68	P 103	ERA 1.29	WHIP 1.000										
Joel Pineiro, R ERA: 5.69	1.0	4	3	1	0	0	0	0	0	0	0	0	0	11	20	0.00	3.000										
Ron Villone, L ERA: 3.33	2.0	8	1	0	0	2	1	0	0	0	0	0	0	15	25	0.00	1.000										
20 J.J. Putz, R ERA: 3.09	1.0	3	0	0	0	2	0	0	0	0	0	0	0	9	14	0.00	0.000										
Eddie Guardado, L ERA: 1.44	2.0	L	9	1	1	1	1	0	2	0	0	0	0	12	24	4.50	0.500										
40 Julio Mateo, R ERA: 3.19																											

Philadelphia Phillies @ Seattle Mariners  
Safeco Field, Seattle, WA  
Thu Jun 16 2005, 7:05 PM PDT  
Att: 27,162 - Roof Closed - 66 F

livebaseballscores.com

AB 44  
R 3  
H 12  
RBI 1  
BB 3  
SO 6  
LOB 19



Batter	1	2	3	4	5	6	7	8	9	10	11	12	13	AB	R	H	RBI	BB	SO	LOB	BOTTOM							
51 Ichiro Suzuki, L OBP: 0.341, SLG: 0.410	G1-3 1B		F7			FC4-6 1B		1-2 G5-3		G2-3 IBB			G4-3	5	0	2	0	1	0	1								
Randy Winn, S OBP: 0.370, SLG: 0.401	G1-3		1B			K		1-2 G5-3		G2-3			BB	5	0	1	0	1	1	5								
Raul Ibanez, L OBP: 0.370, SLG: 0.492	P5		L9			G1-3		1-1 HR		G2-3 IBB			K	5	1	1	1	1	1	4								
Richie Sexson, R OBP: 0.340, SLG: 0.495	L9		K			G5-3		0-3 K		K			K	6	0	0	0	0	4	6								
7 Jeremy Reed, L OBP: 0.332, SLG: 0.361		G6-3		F7		F7		G4-3		G6-3			G4-3	6	0	0	0	0	0	1								
Bret Boone, R OBP: 0.296, SLG: 0.372		K		BB BB		1B		S BB		K			K	4	0	1	0	2	3	0								
Dave Hansen, L OBP: 0.299, SLG: 0.318				BB BB		K		K		K			K	4	1	1	0	1	3	2								
16 Willie Stromquist, R OBP: 0.262, SLG: 0.271		12 2B		G6-4-3 BB				K		K			G6-3	1	0	0	0	0	0	0								
12 Michael Morse, R OBP: 0.480, SLG: 0.558				G6-4-3 BB				S BB		K			1B	5	0	3	1	1	0	2								
30 René Rivera, R OBP: 0.375, SLG: 0.435				G6-4-3 BB				51 1B		SH3-4			G4-3	4	0	0	0	1	1	3								
<b>Inning Stats</b>	R: 0 E: 0 K: 0 S: 8	H: 1 LOB: 1 BB: 0 P: 15	R: 1 E: 0 K: 1 S: 12	H: 2 LOB: 1 BB: 0 P: 17	R: 0 E: 0 K: 1 S: 10	H: 0 LOB: 1 BB: 2 P: 22	R: 0 E: 0 K: 1 S: 16	H: 1 LOB: 1 BB: 1 P: 23	R: 0 E: 0 K: 1 S: 8	H: 1 LOB: 1 BB: 0 P: 14	R: 0 E: 0 K: 1 S: 7	H: 0 LOB: 1 BB: 1 P: 12	R: 1 E: 0 K: 2 S: 13	H: 1 LOB: 1 BB: 1 P: 20	R: 0 E: 0 K: 1 S: 9	H: 1 LOB: 3 BB: 2 P: 19	R: 0 E: 0 K: 2 S: 6	H: 0 LOB: 0 BB: 0 P: 14	R: 0 E: 0 K: 0 S: 9	H: 0 LOB: 0 BB: 0 P: 9	R: 0 E: 0 K: 2 S: 9	H: 0 LOB: 1 BB: 1 P: 16	R: 0 E: 0 K: 2 S: 13	H: 1 LOB: 1 BB: 0 P: 19	1B: 7 2B: 1 3B: 0 HR: 1	SF: 0 SAC: 1 DP: 1 HBP: 0	WP: 0 PB: 0 SB: 2 CS: 0	PA: 54
<b>PITCHER</b>	IP 6.1	WLS 27	BF 27	H 6	R 1	ER 1	SO 4	BB 4	IBB 0	HBP 0	BLK 0	WP 0	HR 0	S 65	P 107	ERA 1.42	WHIP 1.579											
39 Brett Myers, R ERA: 2.19	0.2	3	1	1	1	0	0	0	0	0	0	0	0	7	9	13.50	1.500											
RNeal Cormier, L ERA: 5.06	1.0	4	0	0	0	2	1	0	0	0	0	0	0	11	17	0.00	1.000											
Ugueth Urbina, R ERA: 3.52	2.0	9	1	0	0	3	0	2	0	0	0	0	0	18	33	0.00	0.500											
63 Ryan Madson, R ERA: 3.55	2.0	W	7	0	0	0	2	1	0	0	0	0	0	15	25	0.00	0.500											
Geoff Geary, R ERA: 4.42																												

Philadelphia Phillies @ Seattle Mariners  
Safeco Field, Seattle, WA  
Thu Jun 16 2005, 7:05 PM PDT  
Att: 27,162 - Roof Closed - 66 F

livebaseballscores.com

AB 45  
R 2  
H 9  
RBI 2  
BB 8  
SO 13  
LOB 24





Batter	1	2	3	4	5	6	7	8	9	AB	R	H	RBI	BB	SO	LOB	TOP					
11 Jimmy Rollins, S OBP: 0.312, SLG: 0.398	F7		K				P2	SF8									4 0 1 1 0 1 0					
Jason Michaels, R OBP: 0.399, SLG: 0.379	BB			K			G1-3		P4								4 0 1 0 1 1 1					
Bobby Abreu, L OBP: 0.439, SLG: 0.570	K			G4-3			F7		F7								5 0 1 0 0 1 2					
Pat Burrell, R OBP: 0.407, SLG: 0.555	K			G5-3													4 1 1 0 0 2 3					
Jim Thome, L OBP: 0.364, SLG: 0.346		G5-3			K												4 1 1 0 0 2 0					
David Bell, R OBP: 0.321, SLG: 0.349	K																3 2 2 0 1 1 0					
26 Chase Utley, L OBP: 0.395, SLG: 0.560	F7																4 1 2 1 0 0 1					
Todd Pratt, R OBP: 0.306, SLG: 0.409				K													4 1 1 3 0 1 2					
Tomas Perez, S OBP: 0.317, SLG: 0.293				F8													4 0 1 0 0 0 1					
<b>Inning Stats</b>	R: 0 E: 0 K: 2 S: 10	H: 0 LOB: 1 BB: 1 P: 19	R: 0 E: 0 K: 1 S: 11	H: 0 LOB: 0 BB: 0 P: 16	R: 0 E: 0 K: 2 S: 7	H: 0 LOB: 0 BB: 0 P: 11	R: 0 E: 0 K: 1 S: 10	H: 0 LOB: 0 BB: 0 P: 14	R: 1 E: 0 K: 1 S: 13	H: 1 LOB: 1 BB: 1 P: 23	R: 0 E: 0 K: 0 S: 8	H: 0 LOB: 0 BB: 0 P: 12	R: 5 E: 0 K: 1 S: 18	H: 8 LOB: 2 BB: 0 P: 32	R: 0 E: 0 K: 1 S: 9	H: 1 LOB: 1 BB: 0 P: 13	R: 0 E: 0 K: 0 S: 8	H: 1 LOB: 1 BB: 0 P: 14	1B: 8 2B: 3 3B: 0 HR: 0	SF: 1 SAC: 0 DP: 0 HBP: 0	WP: 1 PB: 0 SB: 0 CS: 0	PA: 39
<b>PITCHER</b>	IP	WLS	BF	H	R	ER	SO	BB	IBB	HBP	BLK	WP	HR	S	P	ERA	WHIP					
Barry Zito, L ERA: 4.68	(1, 1)	6.0	L	25	5	5	7	2	0	0	0	1	0	65	106	7.50	1.167					
50 Kiko Casero, R ERA: 6.59	(7, 1)	1.0		6	4	1	1	0	0	0	0	0	0	12	21	9.00	4.000					
47 Ron Flores, L ERA:	(8, 1)	1.0		4	1	0	1	0	0	0	0	0	0	9	13	0.00	1.000					
46 Santiago Casilla, R ERA:	(9, 1)	1.0		4	1	0	0	0	0	0	0	0	0	8	14	0.00	1.000					

Philadelphia Phillies @ Oakland Athletics  
 McAfee Coliseum, Oakland, CA  
 Fri Jun 17 2005, 10:05 PM EDT  
 Att: 15,601 - Partly Cloudy - 62 F

livebaseballscorecards.com

AB 36  
 R 6  
 H 11  
 RBI 5  
 BB 2  
 SO 9  
 LOB 10



Batter	1	2	3	4	5	6	7	8	9	AB	R	H	RBI	BB	SO	LOB	BOTTOM					
Jason Kendall, R OBP: 0.331, SLG: 0.291					G6-3				G4-3								4 0 2 0 0 0 1					
21 Mark Kotsay, L OBP: 0.338, SLG: 0.401																	3 0 0 0 1 0 2					
3 Eric Chavez, L OBP: 0.311, SLG: 0.414																	3 1 0 0 1 0 2					
Scott Hatteberg, L OBP: 0.350, SLG: 0.378																	3 0 2 1 1 0 0					
7 Bobby Crosby, R OBP: 0.369, SLG: 0.533																	4 0 0 0 0 1 5					
29 Dan Johnson, L OBP: 0.328, SLG: 0.309																	4 0 1 0 0 1 2					
23 Bobby Kielty, S OBP: 0.398, SLG: 0.395																	3 0 0 0 1 0 1					
Nick Swisher, S OBP: 0.295, SLG: 0.348																	4 0 0 0 0 1 2					
Marco Scutaro, R OBP: 0.325, SLG: 0.370																	3 0 0 0 0 0 2					
<b>Inning Stats</b>	R: 0 E: 0 K: 0 S: 14	H: 2 LOB: 2 BB: 0 P: 21	R: 0 E: 0 K: 1 S: 10	H: 1 LOB: 1 BB: 0 P: 15	R: 0 E: 0 K: 0 S: 6	H: 1 LOB: 0 BB: 0 P: 7	R: 0 E: 0 K: 0 S: 5	H: 0 LOB: 0 BB: 0 P: 10	R: 0 E: 0 K: 0 S: 7	H: 0 LOB: 1 BB: 1 P: 14	R: 0 E: 0 K: 1 S: 10	H: 0 LOB: 2 BB: 2 P: 21	R: 0 E: 0 K: 0 S: 6	H: 0 LOB: 0 BB: 0 P: 10	R: 1 E: 0 K: 1 S: 11	H: 1 LOB: 1 BB: 1 P: 21	R: 0 E: 0 K: 0 S: 7	H: 0 LOB: 0 BB: 0 P: 13	1B: 3 2B: 2 3B: 0 HR: 0	SF: 0 SAC: 0 DP: 1 HBP: 0	WP: 0 PB: 0 SB: 0 CS: 0	PA: 35
<b>PITCHER</b>	IP	WLS	BF	H	R	ER	SO	BB	IBB	HBP	BLK	WP	HR	S	P	ERA	WHIP					
Robinson Tejeda, R ERA: 2.18	(1, 1)	5.2	W	23	4	0	1	3	0	0	0	0	0	9	85	0.00	1.235					
Rheal Cormier, L ERA: 4.79	(6, 1)	1.1	H	4	0	0	1	0	0	0	0	0	0	9	13	0.00	0.000					
Aaron Fultz, L ERA: 3.09	(8, 1)	1.0		5	1	1	1	1	0	0	0	0	0	11	21	9.00	2.000					
Geoff Geary, R ERA: 4.19	(9, 1)	1.0		3	0	0	0	0	0	0	0	0	0	7	13	0.00	0.000					

Philadelphia Phillies @ Oakland Athletics  
 McAfee Coliseum, Oakland, CA  
 Fri Jun 17 2005, 10:05 PM EDT  
 Att: 15,601 - Partly Cloudy - 62 F

livebaseballscorecards.com

AB 31  
 R 1  
 H 5  
 RBI 1  
 BB 4  
 SO 3  
 LOB 17





Batter	1	2	3	4	5	6	7	8	9	AB	R	H	RBI	BB	SO	LOB	TOP				
11 Jimmy Rollins, S OBP: 0.318, SLG: 0.413	1-0 HR		0-0 1B		2-0 1B		1-1 G5-3			4	1	3	1	0	0	1					
Kenny Lofton, L OBP: 0.457, SLG: 0.472	0-1 1B		2-2 G6-3		1-0 1B		3-2 F7			4	0	2	0	0	0	2					
Bobby Abreu, L OBP: 0.440, SLG: 0.566	0-1 G4-6-3			4-1 2B	4-1 IBB			2-1 G4-3		2	0	0	0	2	0	1					
Pat Burrell, R OBP: 0.401, SLG: 0.545	1-0 G6-3			1-0 F7	0-0 F8			1-2 L1		4	0	0	0	0	0	4					
Jim Thome, L OBP: 0.372, SLG: 0.358		4-0 26 G3-6 BB		2-1 1-H 2B		0-1 26 FC4-6 1B		2-3 K		3	0	2	0	1	1	0					
26 Chase Utley, L OBP: 0.383, SLG: 0.551		0-0 G3-6		4-0 IBB		1-0 FC4-6			0-3 K	3	0	0	0	1	1	2					
Jason Michaels, R OBP: 0.379, SLG: 0.367			2-1 L5	2-2 G5-3		1-1 F8-3			2-1 G6-3	4	0	0	0	0	0	3					
Mike Lieberthal, R OBP: 0.330, SLG: 0.406			3-1 FC1-6-5 2B		0-0 F8		1-2 SH1-3 1B		1-2 P4	4	0	2	0	0	0	0					
Ramon Martinez, R OBP: 0.284, SLG: 0.270			1-1 FC1-6-5-4		2-2 F9		1-1 SH1-3			2	0	0	0	0	0	1					
<b>Inning Stats</b>	R: 1 E: 0 K: 0 S: 6	H: 2 LOB: 0 BB: 0 P: 8	R: 0 E: 0 K: 0 S: 3	H: 0 LOB: 0 BB: 1 P: 9	R: 0 E: 0 K: 0 S: 9	H: 2 LOB: 1 BB: 0 P: 14	R: 0 E: 0 K: 0 S: 8	H: 1 LOB: 2 BB: 2 P: 21	R: 0 E: 0 K: 0 S: 8	H: 2 LOB: 3 BB: 1 P: 17	R: 0 E: 0 K: 0 S: 11	H: 1 LOB: 1 BB: 0 P: 16	R: 0 E: 0 K: 1 S: 10	H: 0 LOB: 0 BB: 0 P: 15	R: 0 E: 0 K: 1 S: 9	H: 0 LOB: 0 BB: 0 P: 12	1B: 6 2B: 4 3B: 0 HR: 1	SF: 0 SAC: 1 DP: 4 HBP: 0	WP: 0 PB: 0 SB: 3 CS: 0	PA: 35	
<b>PITCHER</b>	IP WLS BF H R ER SO BB IBB HBP BLK WP HR S P ERA WHIP	IP WLS BF H R ER SO BB IBB HBP BLK WP HR S P ERA WHIP	IP WLS BF H R ER SO BB IBB HBP BLK WP HR S P ERA WHIP	IP WLS BF H R ER SO BB IBB HBP BLK WP HR S P ERA WHIP	IP WLS BF H R ER SO BB IBB HBP BLK WP HR S P ERA WHIP	IP WLS BF H R ER SO BB IBB HBP BLK WP HR S P ERA WHIP	IP WLS BF H R ER SO BB IBB HBP BLK WP HR S P ERA WHIP	IP WLS BF H R ER SO BB IBB HBP BLK WP HR S P ERA WHIP	IP WLS BF H R ER SO BB IBB HBP BLK WP HR S P ERA WHIP	IP WLS BF H R ER SO BB IBB HBP BLK WP HR S P ERA WHIP	IP WLS BF H R ER SO BB IBB HBP BLK WP HR S P ERA WHIP	IP WLS BF H R ER SO BB IBB HBP BLK WP HR S P ERA WHIP	IP WLS BF H R ER SO BB IBB HBP BLK WP HR S P ERA WHIP	IP WLS BF H R ER SO BB IBB HBP BLK WP HR S P ERA WHIP	IP WLS BF H R ER SO BB IBB HBP BLK WP HR S P ERA WHIP	IP WLS BF H R ER SO BB IBB HBP BLK WP HR S P ERA WHIP	IP WLS BF H R ER SO BB IBB HBP BLK WP HR S P ERA WHIP	IP WLS BF H R ER SO BB IBB HBP BLK WP HR S P ERA WHIP	IP WLS BF H R ER SO BB IBB HBP BLK WP HR S P ERA WHIP	IP WLS BF H R ER SO BB IBB HBP BLK WP HR S P ERA WHIP	IP WLS BF H R ER SO BB IBB HBP BLK WP HR S P ERA WHIP
Kirk Saarloos, R ERA: 4.34	(1, 1)	6.1	W	27	9	1	1	0	2	2	0	0	0	0	0	0	1	44	82	1.42	1.737
Ricardo Rincon, L ERA: 2.79	(7, 1)	2.0	H	6	0	0	0	2	0	0	0	0	0	0	0	0	0	19	28	0.00	0.000
58 Justin Duchscherer, R ERA: 1.6	(9, 1)	0.2	S	2	0	0	0	0	0	0	0	0	0	0	0	0	0	6	9	0.00	0.000

Philadelphia Phillies @ Oakland Athletics  
McAfee Coliseum, Oakland, CA  
Sat Jun 18 2005, 3:15 PM EDT  
Att: 20,332 - Partly Cloudy - 63 F

AB 30  
R 1  
H 9  
RBI 1  
BB 4  
SO 2  
LOB 14



Batter	1	2	3	4	5	6	7	8	9	AB	R	H	RBI	BB	SO	LOB	BOTTOM				
Jason Kendall, R OBP: 0.330, SLG: 0.290	0-1 21 CS 1B		1-1 F9		1-1 G6-3			1-1 G5-3		4	0	1	0	0	0	0					
21 Mark Kotsay, L OBP: 0.337, SLG: 0.396	1-3 K		1-0 F8		4-0 7 E 7 S BB			0-0 F7		3	0	0	0	1	1	1					
7 Bobby Crosby, R OBP: 0.377, SLG: 0.524	3-1 G1-3			0-1 3 2B 1B	2-2 G5-3			2-0 F7 HBP		3	1	1	0	0	0	1					
3 Eric Chavez, L OBP: 0.310, SLG: 0.415		1-0 G3-1		0-0 1B 29 SF9 2B		2-1 G3-1		1-0 E6		4	1	1	0	0	0	1					
Scott Hatteberg, L OBP: 0.353, SLG: 0.377		4-2 1B BB		3-2 1B		0-2 G6-3		2-0 F8		3	0	1	1	1	0	2					
Eric Byrnes, R OBP: 0.333, SLG: 0.456		1-2 1B		1-1 P6		0-2 F8				3	0	1	0	0	0	2					
29 Dan Johnson, L OBP: 0.313, SLG: 0.298		2-1 F8		3-2 SF9			2-0 G1-3			2	0	0	1	0	0	2					
23 Bobby Kielty, S OBP: 0.391, SLG: 0.387		2-2 G4-3		3-H G4-3			2-3 K			3	0	0	0	0	1	3					
Marc Scutaro, R OBP: 0.321, SLG: 0.365			2-1 F8		1-0 P6		0-1 G5-3			3	0	0	0	0	0	0					
<b>Inning Stats</b>	R: 0 E: 0 K: 1 S: 7	H: 1 LOB: 0 BB: 0 P: 11	R: 0 E: 0 K: 0 S: 11	H: 1 LOB: 2 BB: 1 P: 21	R: 0 E: 0 K: 0 S: 5	H: 0 LOB: 0 BB: 0 P: 9	R: 2 E: 0 K: 0 S: 14	H: 3 LOB: 1 BB: 0 P: 21	R: 0 E: 0 K: 0 S: 6	H: 0 LOB: 1 BB: 1 P: 14	R: 0 E: 0 K: 0 S: 8	H: 0 LOB: 0 BB: 0 P: 10	R: 0 E: 0 K: 1 S: 6	H: 0 LOB: 0 BB: 0 P: 10	R: 0 E: 0 K: 0 S: 5	H: 0 LOB: 2 BB: 0 P: 11	1B: 4 2B: 1 3B: 0 HR: 0	SF: 1 SAC: 0 DP: 0 HBP: 1	WP: 0 PB: 0 SB: 1 CS: 1	PA: 32	
<b>PITCHER</b>	IP WLS BF H R ER SO BB IBB HBP BLK WP HR S P ERA WHIP	IP WLS BF H R ER SO BB IBB HBP BLK WP HR S P ERA WHIP	IP WLS BF H R ER SO BB IBB HBP BLK WP HR S P ERA WHIP	IP WLS BF H R ER SO BB IBB HBP BLK WP HR S P ERA WHIP	IP WLS BF H R ER SO BB IBB HBP BLK WP HR S P ERA WHIP	IP WLS BF H R ER SO BB IBB HBP BLK WP HR S P ERA WHIP	IP WLS BF H R ER SO BB IBB HBP BLK WP HR S P ERA WHIP	IP WLS BF H R ER SO BB IBB HBP BLK WP HR S P ERA WHIP	IP WLS BF H R ER SO BB IBB HBP BLK WP HR S P ERA WHIP	IP WLS BF H R ER SO BB IBB HBP BLK WP HR S P ERA WHIP	IP WLS BF H R ER SO BB IBB HBP BLK WP HR S P ERA WHIP	IP WLS BF H R ER SO BB IBB HBP BLK WP HR S P ERA WHIP	IP WLS BF H R ER SO BB IBB HBP BLK WP HR S P ERA WHIP	IP WLS BF H R ER SO BB IBB HBP BLK WP HR S P ERA WHIP	IP WLS BF H R ER SO BB IBB HBP BLK WP HR S P ERA WHIP	IP WLS BF H R ER SO BB IBB HBP BLK WP HR S P ERA WHIP	IP WLS BF H R ER SO BB IBB HBP BLK WP HR S P ERA WHIP	IP WLS BF H R ER SO BB IBB HBP BLK WP HR S P ERA WHIP	IP WLS BF H R ER SO BB IBB HBP BLK WP HR S P ERA WHIP	IP WLS BF H R ER SO BB IBB HBP BLK WP HR S P ERA WHIP	IP WLS BF H R ER SO BB IBB HBP BLK WP HR S P ERA WHIP
Cory Lidle, R ERA: 4.02	(1, 1)	7.2	L	30	5	2	2	2	2	0	1	0	0	0	0	0	0	60	102	2.35	0.913
Rheal Cormier, L ERA: 4.7	(8, 1)	0.1		2	0	0	0	0	0	0	0	0	0	0	0	0	2	5	0.00	0.000	

Philadelphia Phillies @ Oakland Athletics  
McAfee Coliseum, Oakland, CA  
Sat Jun 18 2005, 3:15 PM EDT  
Att: 20,332 - Partly Cloudy - 63 F

AB 28  
R 2  
H 5  
RBI 2  
BB 2  
SO 2  
LOB 12





Batter	1	2	3	4	5	6	7	8	9	AB	R	H	RBI	BB	SO	LOB	TOP	
11 Jimmy Rollins, S OBP: 0.314, SLG: 0.408	F8	G3-6-1			K		G5-3			4	0	0	0	0	1	1	Philadelphia Phillies @ Oakland Athletics McAfee Coliseum, Oakland, CA Sun Jun 19 2005, 4:05 PM EDT Att: 30,619 - Sunny - 67 F	
Kenny Lofton, L OBP: 0.456, SLG: 0.472	BB 2B 1B			BB 1B	G1-3			G4-3		4	1	2	0	0	0	0		
Bobby Abreu, L OBP: 0.444, SLG: 0.569	BB 2B BB		F7					BB 2B		2	1	1	0	2	0	1		
Pat Burrell, R OBP: 0.395, SLG: 0.535	K		K		K			G5-3		4	0	0	0	0	3	5		
Jim Thome, L OBP: 0.374, SLG: 0.354	BB 2B BB		BB 1B					G3-1		2	0	0	0	2	0	1		
Jason Michaels, R OBP: 0.382, SLG: 0.379	BB 2B		K							4	0	2	2	0	1	2		
26 Chase Utley, L OBP: 0.376, SLG: 0.540	F8				K					4	0	0	0	0	3	3		
David Bell, R OBP: 0.320, SLG: 0.348			BB 1B		F8			P3		4	0	1	0	0	1	1		
Mike Lieberthal, R OBP: 0.323, SLG: 0.397	F7		F8		F8			F8		4	0	0	0	0	0	2		
<b>Inning Stats</b>	R: 2 H: 2 E: 0 K: 1 S: 16	H: 2 R: 2 ER: 2 SO: 7 BB: 2 LOB: 31	R: 0 H: 1 E: 0 K: 0 S: 4	H: 1 R: 0 ER: 0 SO: 2 BB: 0 LOB: 7	R: 0 H: 1 E: 0 K: 2 S: 9	H: 0 R: 0 ER: 0 SO: 1 BB: 0 LOB: 17	R: 0 H: 0 E: 0 K: 1 S: 8	H: 0 R: 0 ER: 0 SO: 1 BB: 0 LOB: 18	R: 0 H: 0 E: 0 K: 1 S: 6	H: 0 R: 0 ER: 0 SO: 1 BB: 0 LOB: 8	R: 0 H: 0 E: 0 K: 0 S: 8	H: 1 R: 0 ER: 0 SO: 1 BB: 0 LOB: 14	R: 0 H: 1 E: 0 K: 2 S: 12	H: 1 R: 0 ER: 0 SO: 1 BB: 0 LOB: 15	1B: 4 2B: 2 3B: 0 HR: 0	SF: 0 SAC: 0 DP: 1 HBP: 0	WP: 0 PB: 0 SB: 0 CS: 0	PA: 36
<b>PITCHER</b>	IP WLS BF H R ER SO BB IBB HBP BLK WP HR S P ERA WHIP	IP WLS BF H R ER SO BB IBB HBP BLK WP HR S P ERA WHIP																
Joe Blanton, R ERA: 5.19	7.2 W 31 5 2 2 7 4 0 0 0 0 0 0 68 116 2.35 1.174																	
47 Ron Flores, L ERA: 3.4	0.1 H 1 0 0 0 0 0 0 0 0 0 0 0 1 1 0.00 0.000																	
58 Justin Duchschere, R ERA: 1.56	1.0 S 4 1 0 0 2 0 0 0 0 0 0 0 0 12 15 0.00 1.000																	

Batter	1	2	3	4	5	6	7	8	9	AB	R	H	RBI	BB	SO	LOB	BOTTOM	
21 Mark Kotsay, L OBP: 0.334, SLG: 0.390	G4-3		F8		K			F9		4	0	0	0	1	1	4	Philadelphia Phillies @ Oakland Athletics McAfee Coliseum, Oakland, CA Sun Jun 19 2005, 4:05 PM EDT Att: 30,619 - Sunny - 67 F	
Nick Swisher, S OBP: 0.294, SLG: 0.342	G3		K							3	0	0	0	1	1	2		
7 Bobby Crosby, R OBP: 0.370, SLG: 0.507	BB 1B				G6-3			F8		4	0	1	0	0	0	3		
3 Eric Chavez, L OBP: 0.313, SLG: 0.428	G4-3				F9			HR		4	1	2	1	0	0	1		
Scott Hatteberg, L OBP: 0.351, SLG: 0.375			K		G5-3			L4-3		4	1	1	0	0	1	1		
23 Bobby Kielty, S OBP: 0.394, SLG: 0.390	BB 1B									4	1	2	0	0	1	1		
29 Dan Johnson, L OBP: 0.338, SLG: 0.328	F7									4	1	3	0	0	0	1		
Keith Ginter, R OBP: 0.277, SLG: 0.323	P4									3	1	1	1	1	1	3		
17 Adam Melhuse, S OBP: 0.132, SLG: 0.184			K							4	0	1	2	0	1	3		
<b>Inning Stats</b>	R: 0 H: 1 E: 0 K: 0 S: 11	H: 1 R: 0 ER: 0 SO: 6 BB: 0 LOB: 16	R: 0 H: 1 E: 0 K: 1 S: 6	H: 1 R: 0 ER: 0 SO: 9 BB: 0 LOB: 9	R: 0 H: 0 E: 0 K: 2 S: 7	H: 0 R: 0 ER: 0 SO: 10 BB: 0 LOB: 10	R: 0 H: 0 E: 0 K: 0 S: 13	H: 0 R: 0 ER: 0 SO: 19 BB: 0 LOB: 19	R: 4 H: 5 E: 0 K: 1 S: 15	H: 1 R: 0 ER: 0 SO: 24 BB: 1 LOB: 24	R: 0 H: 1 E: 0 K: 0 S: 6	H: 1 R: 0 ER: 0 SO: 21 BB: 1 LOB: 21	1B: 9 2B: 2 3B: 0 HR: 1	SF: 0 SAC: 0 DP: 2 HBP: 0	WP: 0 PB: 0 SB: 0 CS: 0	PA: 37		
<b>PITCHER</b>	IP WLS BF H R ER SO BB IBB HBP BLK WP HR S P ERA WHIP	IP WLS BF H R ER SO BB IBB HBP BLK WP HR S P ERA WHIP																
21 Jon Lieber, R ERA: 4.63	5.1 L 26 8 5 4 6 1 0 0 0 0 0 0 9 65 96 6.75 1.688																	
63 Ryan Madson, R ERA: 3.4	1.2 6 2 0 0 0 1 0 0 0 0 0 0 9 15 0.00 1.800																	
Ugueth Urbina, R ERA: 3.41	1.0 5 1 0 0 0 1 0 0 0 0 0 0 11 21 0.00 2.000																	







Batter	1	2	3	4	5	6	7	8	9	AB	R	H	RBI	BB	SO	LOB	TOP								
Mike Cameron, R OBP: 0.418, SLG: 0.566	P4		K		HBP		F9		L9	4	0	0	0	0	1	2									
7 José Reyes, S OBP: 0.283, SLG: 0.387	L7			G4-3	G3			P6		4	0	0	0	0	0	2									
15 Carlos Beltrán, S OBP: 0.324, SLG: 0.425				F9		F8		K		3	0	0	0	0	1	0									
Cliff Floyd, L OBP: 0.341, SLG: 0.531	G5-3				HR	F9		31 HR		3	2	1	1	1	0	1									
31 Mike Piazza, R OBP: 0.329, SLG: 0.446					1B	G5-3			HR	4	1	2	2	0	1	0									
5 David Wright, R OBP: 0.385, SLG: 0.508	G6-3				K			G1-3		4	1	1	0	0	1	1									
Doug Mientkiewicz, L OBP: 0.359, SLG: 0.572	F8				P5					2	0	0	0	1	0	0									
Gerald Williams, R (9, PH)										1	0	0	0	0	0	0									
Chris Woodward, R OBP: 0.360, SLG: 0.420				F9		SH5-4		K		3	0	1	0	0	1	0									
Victor Zambrano, S OBP: 0.187, SLG: 0.250										2	0	0	0	0	1	1									
Brian Lintz, L OBP: 0.385, SLG: 0.500										0	0	0	0	1	0	0									
43 Royce Ring, L OBP: 0.385, SLG: 0.500										0	0	0	0	0	0	0									
Aaron Heilman, R OBP: 0.350, SLG: 0.500										0	0	0	0	0	0	0									
Dae-Sung Koo, L OBP: 0.350, SLG: 0.500										0	0	0	0	0	0	0									
Danny Graves, R OBP: 0.371, SLG: 0.448										0	0	0	0	0	1	0									
Victor Diaz, R OBP: 0.371, SLG: 0.448										0	0	0	0	0	1	0									
<b>Inning Stats</b>	R: 0 E: 0 K: 0 S: 7	H: 0 LOB: 1 BB: 0 P: 10	R: 0 E: 0 K: 1 S: 8	H: 0 LOB: 0 BB: 0 P: 12	R: 0 E: 0 K: 1 S: 7	H: 0 LOB: 0 BB: 0 P: 11	R: 1 E: 0 K: 1 S: 11	H: 2 LOB: 1 BB: 0 P: 11	R: 0 E: 0 K: 0 S: 9	H: 1 LOB: 2 BB: 0 P: 14	R: 0 E: 0 K: 0 S: 7	H: 0 LOB: 0 BB: 0 P: 9	R: 1 E: 0 K: 0 S: 13	H: 1 LOB: 1 BB: 1 P: 22	R: 2 E: 0 K: 1 S: 13	H: 1 LOB: 0 BB: 1 P: 19	R: 0 E: 0 K: 1 S: 17	H: 0 LOB: 1 BB: 1 P: 27	1B: 2 2B: 1 3B: 0 HR: 2	SF: 1 SAC: 1 DP: 0 HBP: 2	WP: 0 PB: 0 SB: 0 CS: 0	PA: 37			
<b>PITCHER</b>	IP	WLS	BF	H	R	ER	SO	BB	IBB	HBP	BLK	WP	HR	S	P	ERA	WHIP								
Robinson Tejeda, R ERA: 2.03	6.0		23	3	1	1	4	0	0	2	0	0	1	49	67	1.50	0.500								
63 Ryan Madson, R ERA: 3.54	1.0	W	5	1	1	1	0	1	0	0	0	0	0	13	22	9.00	2.000								
Ugueth Urbina, R ERA: 4.28	1.0		5	1	2	2	1	1	0	0	0	0	1	13	19	18.00	2.000								
Billy Wagner, L ERA: 2.41	1.0		4	0	0	0	1	1	0	0	0	0	0	17	27	0.00	1.000								

**New York Mets @ Philadelphia Phillies**  
Citizens Bank Park, Philadelphia, PA  
Wed Jun 22 2005, 7:05 PM EDT  
Att: 42,640 - Overcast - 67 F

AB 30  
R 4  
H 5  
RBI 4  
BB 3  
SO 6  
LOB 7



Batter	1	2	3	4	5	6	7	8	9	AB	R	H	RBI	BB	SO	LOB	BOTTOM								
11 Jimmy Rollins, S OBP: 0.320, SLG: 0.407	E4			G3-1						3	1	1	0	2	0	0									
Kenny Lofton, L OBP: 0.455, SLG: 0.482										5	0	2	3	0	0	5									
Bobby Abreu, L OBP: 0.439, SLG: 0.559										4	0	0	0	1	1	1									
Jim Thome, L OBP: 0.373, SLG: 0.367										4	2	1	1	1	3	3									
Pat Burrell, R OBP: 0.393, SLG: 0.543										4	1	1	0	0	1	3									
26 Chase Utley, L OBP: 0.376, SLG: 0.538										5	2	3	1	0	1	1									
David Bell, R OBP: 0.318, SLG: 0.344										4	0	0	0	0	1	6									
Mike Lieberthal, R OBP: 0.321, SLG: 0.387										4	1	1	2	0	0	1									
Robinson Tejeda, R ERA: 2.03	6.0		29	6	2	2	4	3	0	0	0	0	0	5	9	27.00	3.000								
43 Royce Ring, L ERA: 4.91	0.1	L	2	0	1	1	1	1	0	0	1	0	9	22	54.00	12.000									
Aaron Heilman, R ERA: 4.14	0.1		6	3	2	2	1	1	0	1	0	9	22	54.00	12.000										
Dae-Sung Koo, L ERA: 5.4	0.2		3	1	3	3	1	0	0	0	0	8	12	40.50	1.500										
Danny Graves, R ERA: 7.71	0.2		2	0	0	0	1	0	0	0	5	8	0.00	0.000											
<b>Inning Stats</b>	R: 0 E: 1 K: 1 S: 10	H: 1 LOB: 2 BB: 1 P: 20	R: 1 E: 0 K: 0 S: 15	H: 2 LOB: 2 BB: 0 P: 26	R: 0 E: 0 K: 2 S: 10	H: 1 LOB: 2 BB: 0 P: 12	R: 0 E: 0 K: 1 S: 7	H: 0 LOB: 0 BB: 0 P: 13	R: 1 E: 0 K: 0 S: 8	H: 1 LOB: 0 BB: 0 P: 14	R: 0 E: 0 K: 0 S: 9	H: 1 LOB: 1 BB: 2 P: 22	R: 6 E: 0 K: 2 S: 19	H: 4 LOB: 1 BB: 2 P: 39	R: 0 E: 0 K: 2 S: 8	H: 0 LOB: 0 BB: 0 P: 12	1B: 6 2B: 3 3B: 0 HR: 1	SF: 0 SAC: 0 DP: 1 HBP: 1	WP: 2 PB: 0 SB: 1 CS: 0	PA: 42					
<b>PITCHER</b>	IP	WLS	BF	H	R	ER	SO	BB	IBB	HBP	BLK	WP	HR	S	P	ERA	WHIP								
Victor Zambrano, R ERA: 3.97	6.0		29	6	2	2	4	3	0	0	0	0	0	5	9	27.00	3.000								
43 Royce Ring, L ERA: 4.91	0.1	L	2	0	1	1	1	1	0	0	1	0	9	22	54.00	12.000									
Aaron Heilman, R ERA: 4.14	0.1		6	3	2	2	1	1	0	1	0	9	22	54.00	12.000										
Dae-Sung Koo, L ERA: 5.4	0.2		3	1	3	3	1	0	0	0	8	12	40.50	1.500											
Danny Graves, R ERA: 7.71	0.2		2	0	0	0	1	0	0	0	5	8	0.00	0.000											

**New York Mets @ Philadelphia Phillies**  
Citizens Bank Park, Philadelphia, PA  
Wed Jun 22 2005, 7:05 PM EDT  
Att: 42,640 - Overcast - 67 F

AB 36  
R 8  
H 10  
RBI 7  
BB 5  
SO 8  
LOB 21





Batter	1	2	3	4	5	6	7	8	9	AB	R	H	RBI	BB	SO	LOB	TOP							
7 José Reyes, S OBP: 0.288, SLG: 0.390	1-0 F8 1B		3-2 1B	1-2 L7			0-0 HBP 1B		1-1 B1-3	5	1	3	0	0	0	2								
Mike Cameron, R OBP: 0.411, SLG: 0.552	1-9 SAFE F8		3-1 15 G6-3 1B		0-0 G5-3		0-3 K		1-3 K	5	0	1	1	0	2	2								
15 Carlos Beltrán, S OBP: 0.322, SLG: 0.420	0-3 K		1-1 G6-3		1-1 F7		4-2 HBP BB			3	0	0	0	1	1	2								
Cliff Floyd, L OBP: 0.343, SLG: 0.528	0-1 P2			1-0 FC4-6 5 1B		0-0 P4		2-1 HBP		3	1	1	0	0	0	1								
31 Mike Piazza, R OBP: 0.328, SLG: 0.442		2-2 L4		0-1 FC4-6 1B		0-3 K		0-2 FC5-4		4	0	1	0	0	1	3								
11 Ramon Castro, R OBP: 0.317, SLG: 0.288				1-2 1B				1-2 1B		0	0	0	0	0	0	0								
Marlon Anderson, L OBP: 0.330, SLG: 0.333		0-0 G4-3		1-1 FC4-6 5 1B E		1-1 F8		3-2 L8		4	1	0	0	0	0	2								
5 David Wright, R OBP: 0.386, SLG: 0.504		0-3 K		3-1 SH1-4 1B		0-1 G5-3		0-1 G5-3		4	0	1	1	0	1	0								
Doug Mientkiewicz, L OBP: 0.308, SLG: 0.385		0-0 P5		1-1 E1 SH1-4			3-1 HR		1-3 K	4	1	1	2	0	1	2								
Kaz Ishii, L OBP: 0.313, SLG: 0.313			1-2 G5-3		0-1 SH1-4		0-1 G6-3		0-2 G5-3	2	0	0	0	0	0	0								
Heath Bell, R OBP: 0.375, SLG: 0.398										0	0	0	0	0	0	0								
43 Royce Ring, L OBP: 0.395, SLG: 0.394										0	0	0	0	0	0	0								
Roberto Hernandez, R OBP: 0.322, SLG: 0.420										0	0	0	0	0	0	0								
Brian Daubach, L OBP: 0.328, SLG: 0.452										1	0	0	0	0	0	0								
Braden Looper, R OBP: 0.303, SLG: 0.443										0	0	0	0	0	0	0								
<b>Inning Stats</b>	R: 0 E: 0 K: 1 S: 8	H: 1 LOB: 1 BB: 0 P: 11	R: 0 E: 0 K: 1 S: 8	H: 0 LOB: 1 BB: 0 P: 10	R: 1 E: 0 K: 0 S: 12	H: 2 LOB: 0 BB: 0 P: 20	R: 2 E: 1 K: 0 S: 14	H: 3 LOB: 2 BB: 0 P: 21	R: 0 E: 0 K: 1 S: 4	H: 0 LOB: 0 BB: 0 P: 5	R: 0 E: 0 K: 1 S: 7	H: 0 LOB: 0 BB: 0 P: 8	R: 1 E: 0 K: 1 S: 17	H: 2 LOB: 3 BB: 1 P: 26	R: 0 E: 0 K: 1 S: 9	H: 0 LOB: 0 BB: 0 P: 13	R: 0 E: 0 K: 1 S: 8	H: 0 LOB: 0 BB: 0 P: 10	1B: 7 2B: 0 3B: 0 HR: 1	SF: 0 SAC: 1 DP: 1 HBP: 1	WP: 1 PB: 0 SB: 4 CS: 0	PA: 38		
<b>PITCHER</b>	IP WLS BF H R ER SO BB IBB HBP BLK WP HR S P ERA WHIP	IP WLS BF H R ER SO BB IBB HBP BLK WP HR S P ERA WHIP	IP WLS BF H R ER SO BB IBB HBP BLK WP HR S P ERA WHIP	IP WLS BF H R ER SO BB IBB HBP BLK WP HR S P ERA WHIP	IP WLS BF H R ER SO BB IBB HBP BLK WP HR S P ERA WHIP	IP WLS BF H R ER SO BB IBB HBP BLK WP HR S P ERA WHIP	IP WLS BF H R ER SO BB IBB HBP BLK WP HR S P ERA WHIP	IP WLS BF H R ER SO BB IBB HBP BLK WP HR S P ERA WHIP	IP WLS BF H R ER SO BB IBB HBP BLK WP HR S P ERA WHIP	IP WLS BF H R ER SO BB IBB HBP BLK WP HR S P ERA WHIP	IP WLS BF H R ER SO BB IBB HBP BLK WP HR S P ERA WHIP	IP WLS BF H R ER SO BB IBB HBP BLK WP HR S P ERA WHIP	IP WLS BF H R ER SO BB IBB HBP BLK WP HR S P ERA WHIP	IP WLS BF H R ER SO BB IBB HBP BLK WP HR S P ERA WHIP	IP WLS BF H R ER SO BB IBB HBP BLK WP HR S P ERA WHIP	IP WLS BF H R ER SO BB IBB HBP BLK WP HR S P ERA WHIP	IP WLS BF H R ER SO BB IBB HBP BLK WP HR S P ERA WHIP	IP WLS BF H R ER SO BB IBB HBP BLK WP HR S P ERA WHIP	IP WLS BF H R ER SO BB IBB HBP BLK WP HR S P ERA WHIP	IP WLS BF H R ER SO BB IBB HBP BLK WP HR S P ERA WHIP	IP WLS BF H R ER SO BB IBB HBP BLK WP HR S P ERA WHIP	IP WLS BF H R ER SO BB IBB HBP BLK WP HR S P ERA WHIP	IP WLS BF H R ER SO BB IBB HBP BLK WP HR S P ERA WHIP	
Cory Lidle, R ERA: 4.12	6.2 L 30 8 4 4 4 1 0 0 0 1 1 66 95 5.40 1.350																							
Rheal Cormier, L ERA: 4.44	0.1 2 0 0 0 0 0 0 0 1 0 0 0 4 6 0.00 0.000																							
63 Ryan Madson, R ERA: 3.46	1.0 3 0 0 0 1 0 0 0 0 0 0 9 13 0.00 0.000																							
Geoff Geary, R ERA: 3.8	1.0 3 0 0 0 1 0 0 0 0 0 0 8 10 0.00 0.000																							

New York Mets @ Philadelphia Phillies  
Citizens Bank Park, Philadelphia, PA  
Thu Jun 23 2005, 1:05 PM EDT  
Att: 45,449 - Sunny - 76 F

AB 35  
R 4  
H 8  
RBI 4  
BB 1  
SO 6  
LOB 14



Batter	1	2	3	4	5	6	7	8	9	AB	R	H	RBI	BB	SO	LOB	BOTTOM						
11 Jimmy Rollins, S OBP: 0.321, SLG: 0.407	2-1 G5-3		1-2 G5-3		3-1 G4-3 1B		1-1 S 1B		2-2 F8	5	1	2	0	0	0	0							
Jason Michaels, R OBP: 0.395, SLG: 0.394	3-2 1B		4-2 BB		1-2 G4-3		1-2 HBP 1B		2-0 1B	4	0	3	1	1	0	1							
Bobby Abreu, L OBP: 0.436, SLG: 0.551	1-0 L8		1-2 P6		1-0 F8		4-2 BB		0-0 G1-3	4	0	0	0	1	0	4							
Pat Burrell, R OBP: 0.387, SLG: 0.534	0-1 F7			3-3 K		0-0 P3		1-3 K		4	0	0	0	0	2	3							
Jim Thome, L OBP: 0.370, SLG: 0.382		3-1 G4-3		0-0 HR		1-0 F8		3-2 P1		4	1	1	1	0	0	0							
David Bell, R OBP: 0.317, SLG: 0.343		1-1 G3		0-0 1B		0-0 G6-3		0-1 G1-3		4	0	1	0	0	0	0							
26 Chase Utley, L OBP: 0.381, SLG: 0.535		4-2 BB		1-3 K			1-0 P6		0-1 1B	3	0	1	0	1	1	1							
Todd Pratt, R OBP: 0.303, SLG: 0.443		2-1 G5-3		0-2 P6			2-1 HR		1-0 F9	4	1	1	1	0	0	3							
Cory Lidle, R ERA: 4.12	6.2 W 28 8 3 3 2 2 0 0 0 0 0 5 6 4.05 1.200																						
Rheal Cormier, L ERA: 4.34	0.0 1 1 0 0 0 0 0 0 0 0 0 5 6 * *																						
43 Royce Ring, L ERA: 4.91	0.0 1 0 0 0 0 0 0 0 0 0 0 3 7 * *																						
Roberto Hernandez, R ERA: 2.03	1.1 H 5 1 0 0 1 0 0 0 0 0 13 18 0.00 0.750																						
Braden Looper, R ERA: 2.75	1.0 S 4 1 0 0 1 0 0 0 0 0 11 17 0.00 1.000																						
<b>Inning Stats</b>	R: 0 E: 0 K: 0 S: 8	H: 1 LOB: 1 BB: 0 P: 14	R: 0 E: 0 K: 0 S: 9	H: 0 LOB: 1 BB: 1 P: 19	R: 0 E: 0 K: 0 S: 10	H: 0 LOB: 1 BB: 1 P: 18	R: 1 E: 0 K: 2 S: 13	H: 2 LOB: 1 BB: 0 P: 17	R: 0 E: 0 K: 0 S: 7	H: 1 LOB: 1 BB: 0 P: 12	R: 0 E: 0 K: 0 S: 3	H: 0 LOB: 0 BB: 0 P: 4	R: 2 E: 0 K: 1 S: 20	H: 3 LOB: 2 BB: 1 P: 31	R: 0 E: 0 K: 0 S: 10	H: 1 LOB: 1 BB: 0 P: 14	R: 0 E: 0 K: 1 S: 11	H: 1 LOB: 1 BB: 0 P: 17	1B: 7 2B: 0 3B: 0 HR: 2	SF: 0 SAC: 0 DP: 0 HBP: 0	WP: 0 PB: 0 SB: 1 CS: 0	PA: 39	
<b>PITCHER</b>	IP WLS BF H R ER SO BB IBB HBP BLK WP HR S P ERA WHIP	IP WLS BF H R ER SO BB IBB HBP BLK WP HR S P ERA WHIP	IP WLS BF H R ER SO BB IBB HBP BLK WP HR S P ERA WHIP	IP WLS BF H R ER SO BB IBB HBP BLK WP HR S P ERA WHIP	IP WLS BF H R ER SO BB IBB HBP BLK WP HR S P ERA WHIP	IP WLS BF H R ER SO BB IBB HBP BLK WP HR S P ERA WHIP	IP WLS BF H R ER SO BB IBB HBP BLK WP HR S P ERA WHIP	IP WLS BF H R ER SO BB IBB HBP BLK WP HR S P ERA WHIP	IP WLS BF H R ER SO BB IBB HBP BLK WP HR S P ERA WHIP	IP WLS BF H R ER SO BB IBB HBP BLK WP HR S P ERA WHIP	IP WLS BF H R ER SO BB IBB HBP BLK WP HR S P ERA WHIP	IP WLS BF H R ER SO BB IBB HBP BLK WP HR S P ERA WHIP	IP WLS BF H R ER SO BB IBB HBP BLK WP HR S P ERA WHIP	IP WLS BF H R ER SO BB IBB HBP BLK WP HR S P ERA WHIP	IP WLS BF H R ER SO BB IBB HBP BLK WP HR S P ERA WHIP	IP WLS BF H R ER SO BB IBB HBP BLK WP HR S P ERA WHIP	IP WLS BF H R ER SO BB IBB HBP BLK WP HR S P ERA WHIP	IP WLS BF H R ER SO BB IBB HBP BLK WP HR S P ERA WHIP	IP WLS BF H R ER SO BB IBB HBP BLK WP HR S P ERA WHIP	IP WLS BF H R ER SO BB IBB HBP BLK WP HR S P ERA WHIP	IP WLS BF H R ER SO BB IBB HBP BLK WP HR S P ERA WHIP	IP WLS BF H R ER SO BB IBB HBP BLK WP HR S P ERA WHIP	IP WLS BF H R ER SO BB IBB HBP BLK WP HR S P ERA WHIP
Kaz Ishii, L ERA: 5.25	0.0 0 0 0 0 0 0 0 0 0 0 0 5 6 * *																						
Heath Bell, R ERA: 4.34	0.0 1 0 0 0 0 0 0 0 0 0 0 3 7 * *																						
43 Royce Ring, L ERA: 4.91	0.0 1 0 0 0 0 0 0 0 0 0 0 3 7 * *																						
Roberto Hernandez, R ERA: 2.03	1.1 H 5 1 0 0 1 0 0 0 0 0 13 18 0.00 0.750																						
Braden Looper, R ERA: 2.75	1.0 S 4 1 0 0 1 0 0 0 0 0 11 17 0.00 1.000																						

New York Mets @ Philadelphia Phillies  
Citizens Bank Park, Philadelphia, PA  
Thu Jun 23 2005, 1:05 PM EDT  
Att: 45,449 - Sunny - 76 F

AB 36  
R 3  
H 9  
RBI 3  
BB 3  
SO 4  
LOB 12





Batter	1	2	3	4	5	6	7	8	9	AB	R	H	RBI	BB	SO	LOB	TOP					
18 Johnny Damon, L OBP: 0.387, SLG: 0.466	P5	P4			F9				34 HR	5	2	2	0	0	0	2						
Edgar Renteria, R OBP: 0.316, SLG: 0.401	G5-3		K		HR	G4-3			F7	5	1	1	0	0	1	2						
34 David Ortiz, L John Olerud, L OBP: 0.432, SLG: 0.606	P6		L6		K				HR	5	1	1	2	0	1	2						
Manny Ramirez, R OBP: 0.362, SLG: 0.538		K			HR			G1-3	K	5	1	2	3	0	2	0						
Trot Nixon, L OBP: 0.387, SLG: 0.480		HR			HR					4	1	2	0	0	2	1						
Bill Mueller, S OBP: 0.392, SLG: 0.403		HR			L4	F9			K	4	1	1	0	0	1	1						
Doug Mirabeli, R OBP: 0.315, SLG: 0.469		HR			F7				P6	4	1	2	3	0	0	0						
Mark Bellhorn, S OBP: 0.337, SLG: 0.354		SH2-4							G3-1	2	0	0	0	2	0	0						
49 Tim Wakefield, R 20 Kevin Youkilis, R Alan Embree, L OBP: 0.250, SLG: 0.250 OBP: 0.403, SLG: 0.453	SH2-4				K				L5	2	0	1	0	0	1	1						
										1	0	0	0	0	0	0						
										0	0	0	0	0	0	0						
<b>Inning Stats</b>	R: 0 E: 0 K: 0 S: 7	H: 0 LOB: 0 BB: 0 P: 11	R: 3 E: 0 K: 1 S: 17	H: 3 LOB: 1 BB: 1 P: 26	R: 0 E: 0 K: 2 S: 9	H: 1 LOB: 1 BB: 0 P: 11	R: 0 E: 0 K: 1 S: 10	H: 0 LOB: 1 BB: 1 P: 16	R: 3 E: 0 K: 1 S: 17	H: 5 LOB: 2 BB: 0 P: 22	R: 0 E: 0 K: 0 S: 10	H: 1 LOB: 1 BB: 0 P: 16	R: 0 E: 0 K: 1 S: 7	H: 0 LOB: 0 BB: 0 P: 11	R: 0 E: 0 K: 1 S: 9	H: 0 LOB: 0 BB: 0 P: 14	R: 2 E: 0 K: 1 S: 12	H: 2 LOB: 0 BB: 0 P: 20	1B: 8 2B: 1 3B: 0 HR: 3	SF: 0 SAC: 1 DP: 0 HBP: 0	WP: 0 PB: 0 SB: 0 CS: 0	PA: 40
<b>PITCHER</b>	IP WLS BF H R ER SO BB IBB HBP BLK WP HR S P ERA WHIP																					
21 Jon Lieber, R ERA: 4.93	5.0 L 25 9 6 6 5 2 0 0 0 0 0 2 60 86 10.80 2.200																					
Amaury Telemaco, R ERA: 1.35	3.0 10 1 0 0 2 0 0 0 0 0 0 0 26 41 0.00 0.333																					
Aaron Fultz, L ERA: 3.46	1.0 5 2 2 2 1 0 0 0 0 0 0 1 12 20 18.00 2.000																					

**Boston Red Sox @ Philadelphia Phillies**  
Citizens Bank Park, Philadelphia, PA  
Fri Jun 24 2005, 7:05 PM EDT  
Att. 45,090 - Clear - 84 F

AB 37  
R 8  
H 12  
RBI 8  
BB 2  
SO 8  
LOB 9



Batter	1	2	3	4	5	6	7	8	9	AB	R	H	RBI	BB	SO	LOB	BOTTOM					
11 Jimmy Rollins, S OBP: 0.317, SLG: 0.401	K		P6			G4-3			G3-1	4	0	0	0	0	1	3						
Kenny Lofton, L Jason Michaels, R OBP: 0.446, SLG: 0.471 OBP: 0.400, SLG: 0.391	K		G1-3			G3-1				2	0	0	0	0	1	1						
Bobby Abreu, L OBP: 0.433, SLG: 0.546	G6-3					G3-1			BB	1	0	0	0	1	0	0						
Bobby Abreu, L OBP: 0.433, SLG: 0.546	G6-3					G3-1			K	4	0	1	0	0	1	4						
Jim Thome, L OBP: 0.364, SLG: 0.373	G4-3					G3-1			G1-3	4	0	0	0	0	1	2						
Pat Burrell, R OBP: 0.382, SLG: 0.525		P6				G1-3			K	4	0	0	0	0	2	1						
26 Chase Utley, L OBP: 0.376, SLG: 0.529	P5					K			F7	4	0	1	0	0	1	1						
David Bell, R OBP: 0.313, SLG: 0.337	L5								L8	4	0	0	0	0	0	1						
Mike Lieberthal, R OBP: 0.316, SLG: 0.381			F8			G6-3			L9	3	0	0	0	0	0	1						
21 Jon Lieber, L Ramon Martinez, R Amaury Telemaco, R Endy Chavez, L Aaron Fultz, L OBP: 0.061, SLG: 0.094 OBP: 0.275, SLG: 0.262 OBP: 0.500, SLG: 0.500						G6-3			BB	1	0	1	0	0	0	0						
										1	0	0	0	0	0	0						
										0	0	0	0	0	0	0						
										0	0	0	0	0	0	0						
										0	0	0	0	0	0	0						
										0	0	0	0	0	0	0						
										0	0	0	0	0	0	0						
<b>Inning Stats</b>	R: 0 E: 0 K: 2 S: 9	H: 0 LOB: 1 BB: 0 P: 12	R: 0 E: 0 K: 0 S: 9	H: 0 LOB: 0 BB: 0 P: 13	R: 0 E: 0 K: 0 S: 8	H: 1 LOB: 1 BB: 0 P: 16	R: 0 E: 0 K: 1 S: 8	H: 1 LOB: 1 BB: 0 P: 13	R: 0 E: 0 K: 0 S: 7	H: 0 LOB: 0 BB: 0 P: 10	R: 0 E: 0 K: 0 S: 7	H: 0 LOB: 0 BB: 0 P: 8	R: 0 E: 0 K: 2 S: 8	H: 0 LOB: 0 BB: 0 P: 8	R: 0 E: 1 K: 1 S: 14	H: 0 LOB: 3 BB: 2 P: 26	R: 0 E: 0 K: 1 S: 7	H: 1 LOB: 1 BB: 0 P: 11	1B: 3 2B: 0 3B: 0 HR: 0	SF: 0 SAC: 0 DP: 0 HBP: 0	WP: 0 PB: 2 SB: 2 CS: 0	PA: 34
<b>PITCHER</b>	IP WLS BF H R ER SO BB IBB HBP BLK WP HR S P ERA WHIP																					
49 Tim Wakefield, R ERA: 4.05	8.0 W 30 2 0 0 6 2 0 0 0 0 0 0 70 106 0.00 0.500																					
Alan Embree, L ERA: 7.24	1.0 4 1 0 0 1 0 0 0 0 0 0 0 7 11 0.00 1.000																					

**Boston Red Sox @ Philadelphia Phillies**  
Citizens Bank Park, Philadelphia, PA  
Fri Jun 24 2005, 7:05 PM EDT  
Att. 45,090 - Clear - 84 F

AB 32  
R 0  
H 3  
RBI 0  
BB 2  
SO 7  
LOB 14









Batter	1	2	3	4	5	6	7	8	9	AB	R	H	RBI	BB	SO	LOB	TOP						
18 Johnny Damon, L OBP: 0.383, SLG: 0.466	F8	FC4-6		K	1B			2B	G6-4-3	6	1	2	0	0	1	4	<b>Boston Red Sox @ Philadelphia Phillies</b> Citizens Bank Park, Philadelphia, PA Sun Jun 26 2005, 1:35 PM EDT Att: 45,042 - Sunny - 87 F						
Mark Bellhorn, S OBP: 0.343, SLG: 0.372	FC3-6		HR	HR	G3			34 1B	SF8	4	4	3	3	1	0	2							
34 David Ortiz, L John Olerud, L OBP: 0.432, SLG: 0.606	FC3-6			HR				34 1B	FC4-6	3	1	2	0	2	1	0							
Manny Ramirez, R OBP: 0.360, SLG: 0.553	FC3-6		L8	HR				SF8	1B	0	0	0	0	0	0	0							
Trot Nixon, L OBP: 0.384, SLG: 0.481			F9	K				FC4-6	HR	4	1	1	5	0	0	3							
Jason Varitek, S OBP: 0.386, SLG: 0.567	K		K		G3			HR		5	1	1	1	0	1	2							
Bill Mueller, S OBP: 0.396, SLG: 0.418				1B	G3			K		5	2	3	2	0	2	3							
Ramón Vázquez, L Edgar Rentería, R OBP: 0.238, SLG: 0.233	K			F8	18 1B			L6	K	5	1	2	0	0	1	2							
David Wells, L Matt Murton, R 20 Kevin Youkilis, R Alan Embree, L 50 Mike Timlin, R Kevin Millar, R Keith Foulke, R	FC6-4			F8	G6-3			K		3	0	0	0	1	1	3							
				FC6-4	G6-3			K		1	0	0	0	0	1	0							
<b>Inning Stats</b>	R: 1 E: 0 K: 1 S: 12	H: 1 LOB: 2 BB: 2 P: 25	R: 0 E: 0 K: 1 S: 11	H: 1 LOB: 1 BB: 0 P: 14	R: 1 E: 0 K: 1 S: 9	H: 1 LOB: 1 BB: 1 P: 22	R: 5 E: 0 K: 2 S: 15	H: 5 LOB: 2 BB: 0 P: 24	R: 1 E: 0 K: 0 S: 12	H: 2 LOB: 2 BB: 1 P: 22	R: 0 E: 0 K: 1 S: 6	H: 0 LOB: 0 BB: 0 P: 12	R: 0 E: 0 K: 1 S: 9	H: 1 LOB: 1 BB: 0 P: 12	R: 4 E: 0 K: 1 S: 10	H: 4 LOB: 0 BB: 0 P: 14	R: 0 E: 0 K: 1 S: 6	H: 0 LOB: 0 BB: 1 P: 11	1B: 9 2B: 3 3B: 0 HR: 3	SF: 1 SAC: 0 DP: 1 HBP: 0	WP: 0 PB: 0 SB: 0 CS: 0	PA: 46	
<b>PITCHER</b>	IP WLS BF H R ER SO BB IBB HBP BLK WP HR S P ERA WHIP																						
39 Brett Myers, R ERA: 3.18	4.0	23	8	2	1	7	5	3	0	0	0	0	0	0	0	0	0	0	18	34	4.50	1.500	
63 Ryan Madson, R ERA: 3.5	2.0	9	2	1	1	1	1	1	0	0	0	0	0	0	0	0	0	0	1	19	26	18.00	2.500
Rheal Cormier, L ERA: 5.47	2.0	L	11	5	4	4	2	0	0	0	0	0	0	0	0	0	0	0	6	11	0.00	1.000	
Billy Wagner, L ERA: 2.34	1.0	3	0	0	0	0	1	1	0	0	0	0	0	0	0	0	0	0	0	0	0.00	1.000	

AB 40  
R 12  
H 15  
RBI 12  
BB 5  
SO 9  
LOB 22



Batter	1	2	3	4	5	6	7	8	9	AB	R	H	RBI	BB	SO	LOB	BOTTOM					
11 Jimmy Rollins, S OBP: 0.320, SLG: 0.407	B1-3		P4		1B			1B		5	2	3	0	0	0	0	<b>Boston Red Sox @ Philadelphia Phillies</b> Citizens Bank Park, Philadelphia, PA Sun Jun 26 2005, 1:35 PM EDT Att: 45,042 - Sunny - 87 F					
Jason Michaels, R OBP: 0.402, SLG: 0.390	1B			L9	2B			1B	G5-3	4	2	2	0	1	0	1						
Bobby Abreu, L OBP: 0.442, SLG: 0.567	FC6-4			HR	HR			1B	G4-3	5	3	4	4	0	0	0						
Pat Burrell, R OBP: 0.377, SLG: 0.526	FC6-4			K	HR			1B	G6-3	5	1	2	3	0	1	1						
Jim Thome, L OBP: 0.367, SLG: 0.372	F8			1B	BB			SF9	BB	2	0	1	1	2	0	0						
David Bell, R OBP: 0.306, SLG: 0.329	K			1B	K			P6	F9	5	0	1	0	0	2	3						
26 Chase Utley, L OBP: 0.382, SLG: 0.531	G4-3			F7				F7		3	0	0	0	1	0	3						
Mike Lieberthal, R OBP: 0.315, SLG: 0.378			L7		63 1B-6-3			F7	F9	4	0	1	0	0	0	1						
39 Brett Myers, R 63 Ryan Madson, L Endy Chavez, L Rheal Cormier, L Kenny Lofton, L Billy Wagner, L	G3			G3	B1-6-3			G4-6-3	G4-3	1	0	0	0	0	0	0						
										1	0	0	0	0	0	0						
<b>Inning Stats</b>	R: 0 E: 0 K: 0 S: 7	H: 2 LOB: 1 BB: 0 P: 11	R: 0 E: 0 K: 1 S: 9	H: 0 LOB: 0 BB: 0 P: 11	R: 0 E: 0 K: 0 S: 9	H: 0 LOB: 0 BB: 0 P: 13	R: 1 E: 0 K: 1 S: 19	H: 3 LOB: 2 BB: 0 P: 27	R: 4 E: 0 K: 1 S: 22	H: 5 LOB: 1 BB: 1 P: 31	R: 0 E: 0 K: 0 S: 5	H: 0 LOB: 0 BB: 1 P: 10	R: 3 E: 0 K: 0 S: 15	H: 3 LOB: 1 BB: 1 P: 28	R: 0 E: 0 K: 0 S: 7	H: 1 LOB: 1 BB: 0 P: 12	R: 0 E: 0 K: 0 S: 10	H: 0 LOB: 1 BB: 1 P: 17	1B: 9 2B: 3 3B: 0 HR: 2	SF: 1 SAC: 0 DP: 2 HBP: 0	WP: 0 PB: 0 SB: 0 CS: 0	PA: 42
<b>PITCHER</b>	IP WLS BF H R ER SO BB IBB HBP BLK WP HR S P ERA WHIP																					
David Wells, L ERA: 5.0	5.0	24	10	5	5	3	1	0	0	0	0	0	0	0	0	0	9.00	2.200				
Matt Mantel, R ERA: 5.04	1.0	H	3	0	0	0	1	0	0	0	0	0	0	0	0	0	0.00	1.000				
Alan Embree, L ERA: 8.07	0.0	3	2	3	3	0	1	0	0	0	0	0	0	0	0	0	∞	∞				
50 Mike Timlin, R ERA: 1.21	2.0	W	8	2	0	0	0	0	0	0	0	0	0	0	0	0	0.00	1.000				
Keith Foulke, R ERA: 5.05	1.0	4	0	0	0	0	1	0	0	0	0	0	0	0	0	0	0.00	1.000				





Batter	1	2	3	4	5	6	7	8	9	AB	R	H	RBI	BB	SO	LOB	TOP			
11 Jimmy Rollins, S OBP: 0.316, SLG: 0.401	1-0 P6		2-3 K		1-0 F8	2-0 P6			0-1 G4-3	5	0	0	0	0	1	1	Philadelphia Phillies @ New York Mets Shea Stadium, Flushing, NY Tue Jun 28 2005, 7:10 PM EDT Att: 39,898 - Cloudy - 82 F			
Jason Michaels, R OBP: 0.413, SLG: 0.416	1-1 HBP		3-2 1B		4-2 BB S HBP		1-2 F9	1-2 HR	3	1	2	1	0	0	0					
Bobby Abreu, L OBP: 0.436, SLG: 0.557	2-3 K		0-0 F7		3-3 K		1-2 F9	3-2 L7	5	0	0	0	0	2	3					
Jim Thome, L OBP: 0.368, SLG: 0.366	3-3 K			4-2 26 1B G1-3 BB	4-0 BB		0-3 K	1-2 G3	3	1	0	0	2	2	1					
Pat Burrell, R OBP: 0.375, SLG: 0.520		1-1 F8		1-1 G1-3	4-2 BB			3-1 F8	3	0	0	0	1	0	1					
26 Chase Utley, L OBP: 0.380, SLG: 0.526		1-0 G4-3		2-1 1B	3-3 BB			1-2 G3	4	0	1	0	0	1	3					
David Bell, R OBP: 0.312, SLG: 0.347		2-1 FC4-6 1B		1-1 1B	1-2 3-H 2-1 F3		0-1 G5-3	1-0 HR	4	1	3	2	0	0	0					
Mike Lieberthal, R OBP: 0.309, SLG: 0.371		2-1 FC4-6		2-1 F3	2-2 G5-3		1-2 G5-3	E5	4	0	0	0	0	0	3					
Robinson Tejeda, R Geoff Geary, R Endy Chavez, L Amaury Telemaco, R Tomas Perez, S Aaron Fultz, L			2-3 K	2-3 K	0-1 1B			1-1 G1-3	2	0	0	0	0	2	2					
<b>Inning Stats</b>	R: 0 E: 0 K: 2 S: 8	H: 0 LOB: 1 BB: 0 P: 15	R: 0 E: 0 K: 0 S: 7	H: 1 LOB: 1 BB: 0 P: 13	R: 0 E: 0 K: 2 S: 11	H: 1 LOB: 1 BB: 0 P: 18	R: 1 E: 0 K: 1 S: 13	H: 2 LOB: 2 BB: 1 P: 25	R: 0 E: 0 K: 2 S: 11	H: 0 LOB: 3 BB: 2 P: 30	R: 0 E: 0 K: 1 S: 11	H: 0 LOB: 0 BB: 0 P: 13	R: 1 E: 1 K: 0 S: 12	H: 1 LOB: 1 BB: 0 P: 19	R: 1 E: 0 K: 0 S: 12	H: 1 LOB: 0 BB: 0 P: 17	1B: 5 2B: 0 3B: 0 HR: 2	SF: 0 SAC: 0 DP: 0 HBP: 2	WP: 0 PB: 0 SB: 1 CS: 0	PA: 40
<b>PITCHER</b>	IP WLS BF H R ER SO BB IBB HBP BLK WP HR S P ERA WHIP																			
Victor Zambrano, R ERA: 3.84	(1, 1) 5.0 W 24 4 1 1 7 3 0 2 0 0 0 0 11 16 1.80 1.400																			
Heath Bell, R ERA: 4.15	(6, 1) 1.1 5 1 0 0 0 0 0 0 0 0 0 0 8 9 0.00 0.750																			
43 Royce Ring, L ERA: 4.15	(7, 1) 0.2 2 0 0 0 1 0 0 0 0 0 0 2 24 36 9.00 1.000																			
Danny Graves, R ERA: 7.56	(8, 1) 2.0 9 2 2 2 0 0 0 0 0 0 2 24 36 9.00 1.000																			

Batter	1	2	3	4	5	6	7	8	9	AB	R	H	RBI	BB	SO	LOB	BOTTOM			
7 José Reyes, S OBP: 0.285, SLG: 0.380	3-2 F7		4-1 E BB	2-3 K	0-0 FC4-6			1-1 G6-3	4	1	0	0	1	1	2	Philadelphia Phillies @ New York Mets Shea Stadium, Flushing, NY Tue Jun 28 2005, 7:10 PM EDT Att: 39,898 - Cloudy - 82 F				
Mike Cameron, R OBP: 0.395, SLG: 0.536	2-1 1B		1-0 E2 15 2B 2B	2-1 G4-3		2-3 K	2-0 G5-3	5	1	2	1	0	1	1						
15 Carlos Beltrán, S OBP: 0.320, SLG: 0.437	2-1 F8		1-1 3-H 2B		3-2 WHIP 31 1B 3B	2-2 F8	0-1 F8	5	1	2	1	0	0	1						
Cliff Floyd, L OBP: 0.351, SLG: 0.552	1-3 K		4-1 BB		0-3 K	2-2 31 HR 1B		3	1	1	0	1	2	2						
31 Mike Piazza, R OBP: 0.326, SLG: 0.453		2-2 L4	3-3 K		3-1 1B 5 1B 1B	1-0 HR		4	2	2	3	0	1	2						
Marlon Anderson, L OBP: 0.343, SLG: 0.351		4-2 5 BLK BB	3-1 P5		2-0 5 1B G3 1B	3-3 K		3	1	1	0	1	1	2						
5 David Wright, R OBP: 0.387, SLG: 0.510		0-0 G6-3	3-2 K		1-2 1B G3 1B		1-2 E6 G4-6-3	4	1	1	1	0	1	3						
Brian Daubach, L OBP: 0.346, SLG: 0.333		4-0 IBB		4-0 SH1 BB	1-2 G3		1-2 G4-6-3	2	0	0	1	2	0	2						
Victor Zambrano, S Jose Contreras, S Heath Bell, R 43 Royce Ring, L Victor Diaz, R Danny Graves, R		0-2 L4		0-0 SH1	1-2 7 FC4-6 1B		1-0 F7	1	0	0	0	0	0	2						
<b>Inning Stats</b>	R: 0 E: 0 K: 1 S: 15	H: 1 LOB: 1 BB: 0 P: 23	R: 0 E: 0 K: 0 S: 11	H: 0 LOB: 2 BB: 2 P: 21	R: 2 E: 1 K: 2 S: 13	H: 2 LOB: 2 BB: 2 P: 32	R: 0 E: 0 K: 1 S: 7	H: 0 LOB: 1 BB: 1 P: 15	R: 4 E: 0 K: 1 S: 18	H: 5 LOB: 1 BB: 0 P: 30	R: 2 E: 0 K: 2 S: 13	H: 2 LOB: 0 BB: 0 P: 23	R: 0 E: 1 K: 0 S: 6	H: 0 LOB: 0 BB: 0 P: 10	R: 0 E: 0 K: 0 S: 5	H: 0 LOB: 0 BB: 0 P: 8	1B: 6 2B: 2 3B: 1 HR: 1	SF: 0 SAC: 1 DP: 1 HBP: 0	WP: 0 PB: 0 SB: 0 CS: 0	PA: 39
<b>PITCHER</b>	IP WLS BF H R ER SO BB IBB HBP BLK WP HR S P ERA WHIP																			
Robinson Tejeda, R ERA: 2.35	(1, 1) 4.0 L 20 3 2 2 4 4 0 0 0 0 0 0 18 30 4.50 1.750																			
Geoff Geary, R ERA: 4.50	(5, 1) 1.0 8 5 4 4 1 0 0 0 0 0 0 18 30 36.00 5.000																			
Amaury Telemaco, R ERA: 3.12	(6, 1) 2.0 8 2 2 2 2 0 0 0 0 0 1 19 33 9.00 1.000																			
Aaron Fultz, L ERA: 3.41	(8, 1) 1.0 3 0 0 0 0 0 0 0 0 0 0 5 8 0.00 0.000																			



Batter	1	2	3	4	5	6	7	8	9	AB	R	H	RBI	BB	SO	LOB	TOP					
11 Jimmy Rollins, S OBP: 0.311, SLG: 0.394	P5		L8	K			F7		F9	5	0	0	0	0	1	3	Philadelphia Phillies @ New York Mets Shea Stadium, Flushing, NY Wed Jun 29 2005, 7:10 PM EDT Att: 24,915 - Overcast - 73 F					
Jason Michaels, R OBP: 0.408, SLG: 0.405	F8			BB	BB		G6-3		K	4	1	0	0	1	2	1						
Bobby Abreu, L OBP: 0.437, SLG: 0.553	G3-1			BB	BB		K		K	2	2	0	0	2	1	0						
Pat Burrell, R OBP: 0.377, SLG: 0.518	F8			BB	BB		F9		F9	3	1	1	0	1	0	0						
Jim Thome, L OBP: 0.361, SLG: 0.358 Ugueth Urbina, R (8, 1)	G3-1			BB	BB		K		K	4	0	0	1	0	2	4						
Billy Wagner, L OBP: 0.500, SLG: 0.500	G3-1			K	FC4-6		K		K	0	0	0	0	0	0	0						
David Bell, R OBP: 0.315, SLG: 0.350	F8			K	FC4-6		K		K	0	0	0	0	0	0	0						
26 Chase Utley, L OBP: 0.382, SLG: 0.537				K	FC4-6		K		K	4	1	2	2	0	0	1						
Mike Lieberthal, R OBP: 0.308, SLG: 0.365				K	FC4-6		K		K	3	1	1	3	1	1	1						
Cory Lidle, R OBP: 0.222, SLG: 0.192 Tomas Perez, S (8, 3)				K	FC4-6		K		K	3	0	0	0	0	1	1						
<b>Inning Stats</b>	R: 0 E: 0 K: 0 S: 8	H: 0 LOB: 0 BB: 0 P: 16	R: 0 E: 0 K: 0 S: 7	H: 0 LOB: 0 BB: 0 P: 10	R: 0 E: 0 K: 0 S: 7	H: 0 LOB: 1 BB: 1 P: 12	R: 5 E: 0 K: 2 S: 27	H: 3 LOB: 3 BB: 3 P: 46	R: 1 E: 0 K: 1 S: 15	H: 1 LOB: 1 BB: 1 P: 26	R: 0 E: 0 K: 1 S: 6	H: 0 LOB: 0 BB: 0 P: 11	R: 0 E: 0 K: 1 S: 8	H: 0 LOB: 0 BB: 0 P: 13	R: 0 E: 0 K: 1 S: 11	H: 1 LOB: 1 BB: 1 P: 17	R: 0 E: 0 K: 1 S: 11	H: 0 LOB: 1 BB: 1 P: 16	1B: 4 2B: 0 3B: 0 HR: 1	SF: 0 SAC: 0 DP: 0 HBP: 0	WP: 0 PB: 0 SB: 2 CS: 0	PA: 38
<b>PITCHER</b>	IP	WLS	BF	H	R	ER	SO	BB	IBB	HBP	BLK	WP	HR	S	P	ERA	WHIP					
Kaz Ishii, L ERA: 5.68	3.1	L	16	2	5	5	1	4	0	0	0	0	1	38	68	13.50	1.800					
Aaron Heilman, R ERA: 4.21	1.2		8	2	1	1	2	1	0	0	0	0	0	26	42	5.40	1.800					
Dae-Sung Koo, L ERA: 4.76	2.0		6	0	0	0	2	0	0	0	0	0	0	14	24	0.00	0.000					
Heath Bell, R ERA: 4.02	1.0		4	1	0	0	1	0	0	0	0	0	0	11	17	0.00	1.000					
Danny Graves, R ERA: 7.27	1.0		4	0	0	0	1	1	0	0	0	0	0	11	16	0.00	1.000					

Batter	1	2	3	4	5	6	7	8	9	AB	R	H	RBI	BB	SO	LOB	BOTTOM					
7 José Reyes, S OBP: 0.282, SLG: 0.376	G1-3			K	K			P6		4	0	0	0	0	2	0	Philadelphia Phillies @ New York Mets Shea Stadium, Flushing, NY Wed Jun 29 2005, 7:10 PM EDT Att: 24,915 - Overcast - 73 F					
Mike Cameron, R OBP: 0.395, SLG: 0.535	K			BB	2B		K	K	K	4	1	1	0	0	3	0						
15 Carlos Beltrán, S OBP: 0.315, SLG: 0.430	G4-3			L8			G3-1	K	K	4	0	0	0	0	1	1						
Cliff Floyd, L OBP: 0.353, SLG: 0.563	G4-3			BB	1B		G6-3	G6-3	G6-3	4	1	2	2	0	0	0						
31 Mike Piazza, R OBP: 0.325, SLG: 0.449	F7			FC4	1B		G5-3	F9	F9	4	0	1	0	0	0	0						
Marlon Anderson, L OBP: 0.330, SLG: 0.337	F8			FC4	1B		G5-3	K	K	4	0	0	0	0	1	2						
5 David Wright, R OBP: 0.385, SLG: 0.504	F7			K			G5-3	G5-3	G5-3	3	0	0	0	0	1	0						
Brian Daubach, L OBP: 0.345, SLG: 0.300	K2-3			K	F7		BB	BB	BB	2	0	0	0	1	1	0						
Kaz Ishii, L OBP: 0.294, SLG: 0.294 Aaron Heilman, R (4, 1) Jose Offerman, S (5, PH) Dae-Sung Koo, L OBP: 0.301, SLG: 0.486 Victor Diaz, R OBP: 0.370, SLG: 0.438 Heath Bell, R (8, 1) Danny Graves, R (9, 1)	G4-3			K	HR		K	K	K	1	0	0	0	0	0	0						
<b>Inning Stats</b>	R: 0 E: 0 K: 1 S: 10	H: 0 LOB: 0 BB: 0 P: 18	R: 0 E: 0 K: 0 S: 7	H: 0 LOB: 0 BB: 0 P: 12	R: 0 E: 0 K: 1 S: 7	H: 0 LOB: 0 BB: 0 P: 9	R: 1 E: 0 K: 1 S: 12	H: 3 LOB: 2 BB: 0 P: 16	R: 1 E: 0 K: 2 S: 13	H: 1 LOB: 0 BB: 0 P: 19	R: 1 E: 0 K: 1 S: 10	H: 1 LOB: 0 BB: 0 P: 14	R: 0 E: 0 K: 1 S: 6	H: 0 LOB: 1 BB: 1 P: 13	R: 0 E: 0 K: 2 S: 10	H: 0 LOB: 0 BB: 0 P: 15		R: 0 E: 0 K: 1 S: 8	H: 0 LOB: 0 BB: 0 P: 10	1B: 2 2B: 1 3B: 0 HR: 2	SF: 0 SAC: 0 DP: 0 HBP: 0	WP: 0 PB: 0 SB: 0 CS: 0
<b>PITCHER</b>	IP	WLS	BF	H	R	ER	SO	BB	IBB	HBP	BLK	WP	HR	S	P	ERA	WHIP					
Cory Lidle, R ERA: 4.1	7.0	W	27	5	3	3	7	1	0	0	0	0	0	65	101	3.86	0.857					
Ugueth Urbina, R ERA: 4.29	1.0	H	3	0	0	0	2	0	0	0	0	0	0	10	15	0.00	0.000					
Billy Wagner, L ERA: 2.27	1.0	S	3	0	0	0	1	0	0	0	0	0	0	8	10	0.00	0.000					





Batter	1	2	3	4	5	6	7	8	9	AB	R	H	RBI	BB	SO	LOB	TOP								
<b>Kenny Lofton, L</b> (1, 8) OBP: 0.445, SLG: 0.476	F9		SH1-3 1B		2B		1B		G6-3	5	1	3	1	0	0	0	<b>Philadelphia Phillies @ New York Mets</b> Shea Stadium, Flushing, NY Thu Jun 30 2005, 1:10 PM EDT Att: 36,667 - Cloudy - 80 F								
<b>Endy Chavez, L</b> (1, 7) OBP: 0.270, SLG: 0.281	K		SH1-3		2B		1B			2	0	1	1	0	1	0									
<b>Pat Burrell, R</b> (7, PH) OBP: 0.379, SLG: 0.519	K		SH1-3		2B		1B			1	0	1	0	0	0	0									
<b>63 Ryan Madson, L</b> (7, 1)	K		SH1-3		2B		1B			0	0	0	0	0	0	0									
<b>Bobby Abreu, L</b> (1, 9) OBP: 0.435, SLG: 0.547	S BB		K		G4-3		G6-4-3			3	0	0	0	1	1	4									
<b>Jim Thome, L</b> (1, 3) OBP: 0.360, SLG: 0.352	K		F7							3	0	0	0	1	1	2									
<b>11 Jimmy Rollins, S</b> (1, 6) OBP: 0.313, SLG: 0.405					K					4	1	2	1	0	1	1									
<b>26 Chase Utley, L</b> (1, 4) OBP: 0.384, SLG: 0.532			HR		P4					2	0	0	0	2	0	1									
<b>Tomas Perez, S</b> (1, 5)			G6-3 BB		G4-3					4	0	0	0	0	2	4									
<b>Todd Pratt, R</b> (1, 2) OBP: 0.288, SLG: 0.419			K		G3					1	0	0	0	0	0	1									
<b>Mike Lieberthal, R</b> (2, 2) OBP: 0.306, SLG: 0.365	G6-3									3	1	1	0	0	0	0									
<b>21 Jon Lieber, L</b> (1, 1) OBP: 0.059, SLG: 0.091	G6-3									1	0	0	0	0	0	1									
<b>Ramon Martinez, R</b> (5, PH) OBP: 0.271, SLG: 0.258	G6-3									1	0	0	0	0	0	0									
<b>Aaron Fultz, L</b> (5, 1) OBP: 0.500, SLG: 0.500	G6-3									0	0	0	0	0	0	0									
<b>Jason Michaels, R</b> (7, PH) OBP: 0.403, SLG: 0.400	G6-3									2	0	0	0	0	0	1									
<b>Inning Stats</b>	R: 0 E: 0 K: 2 S: 16	H: 0 LOB: 1 BB: 1 P: 27	R: 1 E: 0 K: 1 S: 14	H: 1 LOB: 1 BB: 1 P: 21	R: 0 E: 0 K: 1 S: 7	H: 1 LOB: 1 BB: 0 P: 7	R: 0 E: 0 K: 1 S: 8	H: 0 LOB: 0 BB: 0 P: 10	R: 1 E: 0 K: 0 S: 10	H: 2 LOB: 1 BB: 0 P: 16	R: 0 E: 0 K: 1 S: 14	H: 1 LOB: 1 BB: 0 P: 18	R: 1 E: 0 K: 0 S: 13	H: 3 LOB: 1 BB: 0 P: 17	R: 0 E: 0 K: 0 S: 5	H: 0 LOB: 1 BB: 2 P: 13	R: 0 E: 0 K: 0 S: 9	H: 0 LOB: 0 BB: 0 P: 15	1B: 5 2B: 2 3B: 0 HR: 1	SF: 0 SAC: 1 DP: 2 HBP: 0	WP: 0 PB: 0 SB: 2 CS: 0	PA: 37			
<b>PITCHER</b>	IP	WLS	BF	H	R	ER	SO	BB	IBB	HBP	BLK	WP	HR	S	P	ERA	WHIP								
<b>45 Pedro Martinez, R</b> (1, 1) ERA: 2.74	6.0	W	25	5	2	2	6	2	0	0	0	0	1	69	99	3.00	1.167								
<b>Heath Bell, R</b> (7, 1) ERA: 4.26	0.1	H	2	1	1	1	0	0	0	0	0	0	0	5	5	27.00	3.000								
<b>43 Royce Ring, L</b> (7, 1) ERA: 3.72	1.0	H	6	2	0	0	0	2	0	0	0	0	0	12	24	0.00	4.000								
<b>Roberto Hernandez, R</b> (8, 1) ERA: 1.95	0.2	H	1	0	0	0	0	0	0	0	0	0	0	1	1	0.00	0.000								
<b>Braden Looper, R</b> (9, 1) ERA: 3.81	1.0	S	3	0	0	0	0	0	0	0	0	0	0	9	15	0.00	0.000								

AB	32
R	3
H	8
RBI	3
BB	4
SO	6
LOB	15



Batter	1	2	3	4	5	6	7	8	9	AB	R	H	RBI	BB	SO	LOB	BOTTOM								
<b>7 José Reyes, S</b> (1, 6) OBP: 0.282, SLG: 0.380	F7	FC3-2		1B			G3			4	1	1	2	0	0	3	<b>Philadelphia Phillies @ New York Mets</b> Shea Stadium, Flushing, NY Thu Jun 30 2005, 1:10 PM EDT Att: 36,667 - Cloudy - 80 F								
<b>Mike Cameron, R</b> (1, 9) OBP: 0.392, SLG: 0.528	F7	K		15 G4-6-3 1B			G6-3			4	0	1	1	0	1	3									
<b>15 Carlos Beltrán, S</b> (1, 8) OBP: 0.315, SLG: 0.425	G4-3			F7			G4-6-3			3	0	0	0	1	0	1									
<b>Cliff Floyd, L</b> (1, 7) OBP: 0.358, SLG: 0.564										3	1	2	0	1	0	0									
<b>11 Ramon Castro, R</b> (9, 2) OBP: 0.329, SLG: 0.323		5 BB 1B		S 1B			G6-3			0	0	0	0	0	0	0									
<b>31 Mike Piazza, R</b> (1, 2) OBP: 0.324, SLG: 0.446										4	0	1	0	0	1	4									
<b>Braden Looper, R</b> (9, 1)										0	0	0	0	0	0	0									
<b>Marlon Anderson, L</b> (1, 4) OBP: 0.327, SLG: 0.327										3	1	0	0	1	1	1									
<b>5 David Wright, R</b> (1, 5) OBP: 0.385, SLG: 0.500										2	1	0	0	1	0	0									
<b>Chris Woodward, R</b> (1, 3) OBP: 0.363, SLG: 0.452										4	1	2	2	0	2	0									
<b>45 Pedro Martinez, R</b> (1, 1) ERA: 2.74	6.0	L	21	5	3	5	3	2	0	1	0	0	0	14	25	0.00	0.500								
<b>Victor Diaz, R</b> (5, PH) OBP: 0.105, SLG: 0.081	2.0		6	1	0	0	2	0	0	0	0	0	0	19	36	0.00	1.000								
<b>Heath Bell, R</b> (7, 1) ERA: 3.19	0.1	H	2	1	1	0	0	0	0	0	0	0	0	5	5	27.00	3.000								
<b>43 Royce Ring, L</b> (7, 1) ERA: 3.72	1.0	H	6	2	0	0	0	2	0	0	0	0	0	12	24	0.00	4.000								
<b>Roberto Hernandez, R</b> (8, 1) ERA: 1.95	0.2	H	1	0	0	0	0	0	0	0	0	0	0	1	1	0.00	0.000								
<b>Gerald Williams, R</b> (9, 7) ERA: 3.35	1.0	S	3	0	0	0	0	0	0	0	0	0	0	9	15	0.00	0.000								
<b>Inning Stats</b>	R: 0 E: 0 K: 0 S: 7	H: 0 LOB: 0 BB: 0 P: 12	R: 2 E: 0 K: 1 S: 24	H: 2 LOB: 3 BB: 2 P: 39	R: 0 E: 0 K: 1 S: 11	H: 1 LOB: 1 BB: 0 P: 15	R: 3 E: 0 K: 1 S: 9	H: 3 LOB: 0 BB: 0 P: 18	R: 0 E: 0 K: 1 S: 7	H: 0 LOB: 0 BB: 0 P: 12	R: 0 E: 0 K: 1 S: 7	H: 0 LOB: 0 BB: 0 P: 13	R: 0 E: 0 K: 0 S: 8	H: 0 LOB: 2 BB: 2 P: 20	R: 0 E: 0 K: 1 S: 11	H: 0 LOB: 0 BB: 0 P: 16	1B: 5 2B: 1 3B: 1 HR: 0	SF: 0 SAC: 1 DP: 1 HBP: 1	WP: 0 PB: 0 SB: 4 CS: 0	PA: 35					
<b>PITCHER</b>	IP	WLS	BF	H	R	ER	SO	BB	IBB	HBP	BLK	WP	HR	S	P	ERA	WHIP								
<b>21 Jon Lieber, R</b> (1, 1) ERA: 5.18	4.0	L	21	5	3	5	3	2	0	1	0	0	0	14	25	0.00	0.500								
<b>Aaron Fultz, L</b> (5, 1) ERA: 3.19	2.0		6	1	0	0	2	0	0	0	0	0	0	19	36	0.00	1.000								
<b>63 Ryan Madson, R</b> (7, 1) ERA: 3.35	2.0		8	0	0	0	1	2	0	0	0	0	0	19	36	0.00	1.000								





















Batter	1	2	3	4	5	6	7	8	9	AB	R	H	RBI	BB	SO	LOB	TOP
11 Jimmy Rollins, S OBP: 0.306, SLG: 0.393	1-1 F8			2-1 F7	2-1 G6-4-3			0-3 K		4	0	0	0	0	1	2	Philadelphia Phillies @ Pittsburgh Pirates PNC Park, Pittsburgh, PA Tue Jul 05 2005, 7:05 PM EDT Att: 13,442 - Cloudy - 72 F
Kenny Lofton, L OBP: 0.420, SLG: 0.443	1-0 G5-3			4-2 26 BB BB			2-0 P5	1-1 L6		3	0	0	0	1	0	0	
Bobby Abreu, L OBP: 0.434, SLG: 0.544	1-3 K			4-2 26 BB BB			2-3 K		2-3 K	3	0	0	0	1	3	0	
Pat Burrell, R OBP: 0.378, SLG: 0.516		0-0 G6-3		1-3 K			2-3 K		3-3 K	4	0	0	0	0	3	2	
26 Chase Utley, L OBP: 0.390, SLG: 0.519	2-2 F8			4-0 BB			0-1 6 G4-6-3 1B		1-2 1B	3	0	2	0	1	0	0	
6 Ryan Howard, L OBP: 0.277, SLG: 0.432	0-3 K			0-0 L8			2-1 G4-6-3 1B		2-3 K	4	0	0	0	0	2	5	
David Bell, R OBP: 0.310, SLG: 0.362			1-3 K		0-1 1B		1-0 E6			3	0	1	0	0	1	0	
Todd Pratt, R OBP: 0.276, SLG: 0.388			0-1 F9		0-3 K		1-3 K			3	0	0	0	0	2	2	
21 Jon Lieber, L Geoil Geary, R Endy Chavez, L 63 Ryan Madson, L Rheal Cormier, L Thomas Perez, S Ugueth Urbina, R	0-2 G1-3				1-0 11 G6-4-3 1B			0-0 G4-3		0	0	0	0	0	0	0	
Inning Stats	R: 0 E: 0 K: 1 S: 6	H: 0 LOB: 0 BB: 0 P: 9	R: 0 E: 0 K: 1 S: 8	H: 0 LOB: 0 BB: 0 P: 10	R: 0 E: 0 K: 1 S: 8	H: 0 LOB: 0 BB: 0 P: 9	R: 0 E: 0 K: 1 S: 11	H: 2 LOB: 1 BB: 0 P: 11	R: 0 E: 0 K: 2 S: 8	H: 1 LOB: 1 BB: 0 P: 13	R: 0 E: 0 K: 1 S: 6	H: 0 LOB: 0 BB: 0 P: 7	R: 0 E: 0 K: 3 S: 14	H: 1 LOB: 1 BB: 0 P: 22	1B: 4 2B: 0 3B: 0 HR: 0	SF: 0 SAC: 0 DP: 2 HBP: 0	
PITCHER Kip Wells, R ERA: 4.25	IP: 9.0 WLS: W BF: 33 H: 4 R: 0 ER: 0 SO: 12 BB: 3 IBB: 0 HBP: 0 BLK: 0 WP: 0 HR: 0 S: 78 P: 121 ERA: 0.00 WHIP: 0.778											PITCHER	IP: 9.0 WLS: W BF: 33 H: 4 R: 0 ER: 0 SO: 12 BB: 3 IBB: 0 HBP: 0 BLK: 0 WP: 0 HR: 0 S: 78 P: 121 ERA: 0.00 WHIP: 0.778				

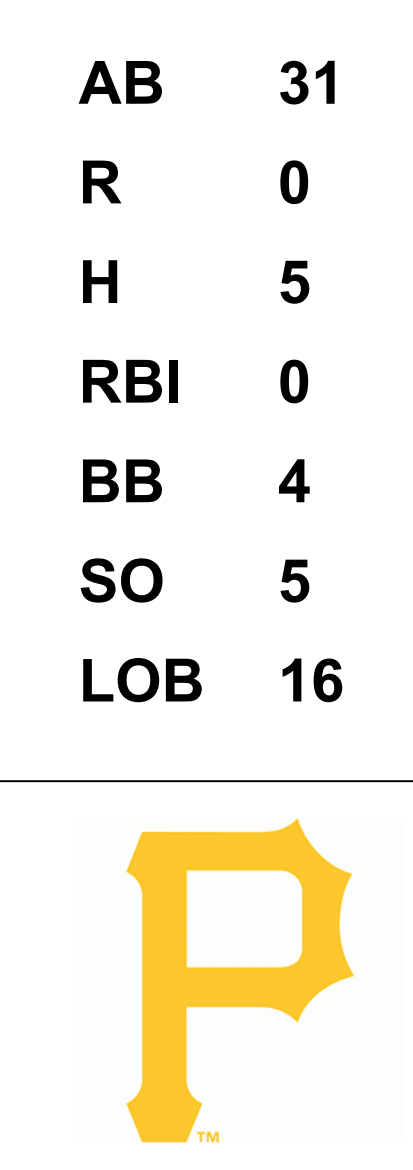
Batter	1	2	3	4	5	6	7	8	9	AB	R	H	RBI	BB	SO	LOB	BOTTOM		
Matt Lawton, L OBP: 0.376, SLG: 0.448	1-1 G4-3	2-2 G3-1			0-1 HR 2B		0-0 G4-3			4	1	1	1	0	0	2	Philadelphia Phillies @ Pittsburgh Pirates PNC Park, Pittsburgh, PA Tue Jul 05 2005, 7:05 PM EDT Att: 13,442 - Cloudy - 72 F		
12 Freddy Sanchez, R OBP: 0.324, SLG: 0.368	2-1 F8		2-2 G5-3		2-1 P4		0-2 G6-3			4	0	0	0	0	0	1			
Jason Bay, R OBP: 0.394, SLG: 0.571	0-2 FC1-5 1B		1-3 K		1-1 HR 2B		2-2 2B			4	1	3	2	0	1	0			
Rob Mackowiak, L OBP: 0.363, SLG: 0.455	4-1 BB		2-1 G4-3		0-0 F7		2-2 G5-3			3	0	0	0	1	0	1			
Jose Castillo, R OBP: 0.322, SLG: 0.422	1-2 FC1-5			0-1 G3	0-1 G1-3			2-3 K		4	0	0	0	0	1	2			
Danyle Ward, L OBP: 0.347, SLG: 0.481		0-3 K		0-1 1B		0-0 G4-3		0-0 F8		4	0	1	0	0	1	0			
11 Humberto Cota, R OBP: 0.301, SLG: 0.393		3-2 SH5-4 1B		2-3 SAFE K		1-0 F7		4-2 2 FC6-4 BB		3	0	1	0	1	1	1			
2 Jack Wilson, R OBP: 0.262, SLG: 0.334		1-2 SH5-4 1B		2-2 K		2-1 1B		1-0 FC6-4		4	0	2	0	0	1	2			
Kip Wells, R OBP: 0.182, SLG: 0.188		1-1 SH5-4		1-0 2B		0-1 G1-3				2	1	1	0	0	0	1			
Inning Stats	R: 0 E: 0 K: 0 S: 11	H: 1 LOB: 2 BB: 1 P: 19	R: 0 E: 0 K: 1 S: 19	H: 2 LOB: 2 BB: 0 P: 26	R: 0 E: 0 K: 1 S: 9	H: 0 LOB: 0 BB: 0 P: 14	R: 0 E: 0 K: 2 S: 10	H: 1 LOB: 1 BB: 0 P: 14	R: 3 E: 0 K: 0 S: 10	H: 3 LOB: 0 BB: 0 P: 14	R: 0 E: 0 K: 0 S: 6	H: 1 LOB: 1 BB: 0 P: 9	R: 0 E: 0 K: 1 S: 11	H: 1 LOB: 1 BB: 0 P: 15	R: 0 E: 0 K: 1 S: 10	H: 0 LOB: 1 BB: 1 P: 17		1B: 5 2B: 3 3B: 0 HR: 1	SF: 0 SAC: 1 DP: 0 HBP: 0
PITCHER 21 Jon Lieber, R Geoil Geary, R 63 Ryan Madson, R Rheal Cormier, L Ugueth Urbina, R	IP: 1.0 WLS: 5 BF: 12 H: 3 R: 0 ER: 0 SO: 4 BB: 0 IBB: 0 HBP: 0 BLK: 0 WP: 0 HR: 0 S: 38 P: 54 ERA: 0.00 WHIP: 1.000											PITCHER	IP: 1.0 WLS: 5 BF: 12 H: 3 R: 0 ER: 0 SO: 4 BB: 0 IBB: 0 HBP: 0 BLK: 0 WP: 0 HR: 0 S: 38 P: 54 ERA: 0.00 WHIP: 1.000						



Batter	1	2	3	4	5	6	7	8	9	AB	R	H	RBI	BB	SO	LOB	TOP								
Jason Michaels, R (1,8) OBP: 0.411, SLG: 0.395										5	0	1	1	0	1	3	Philadelphia Phillies @ Pittsburgh Pirates PNC Park, Pittsburgh, PA Wed Jul 06 2005, 7:05 PM EDT Att: 19,961 - Partly Cloudy - 77 F								
David Bell, R (1,5) OBP: 0.305, SLG: 0.356										5	0	0	0	0	0	5									
Bobby Abreu, L (1,9) OBP: 0.434, SLG: 0.539										3	0	0	0	2	0	0									
Pat Burrell, R (1,7) 63 Ryan Madson, L (7,1) Ugueth Urbina, R (8,1) Endy Chavez, L (9,PH) Billy Wagner, L (9,1) 26 Chase Utley, L (1,4) OBP: 0.376, SLG: 0.516 OBP: 0.279, SLG: 0.290 OBP: 0.500, SLG: 0.500 OBP: 0.395, SLG: 0.519										4	1	1	0	0	0	3									
6 Ryan Howard, L (1,3) OBP: 0.275, SLG: 0.404										3	1	0	0	1	0	2									
Mike Lieberthal, R (1,2) OBP: 0.321, SLG: 0.369										3	1	1	1	0	0	1									
Tomas Perez, S (1,6) OBP: 0.297, SLG: 0.290										4	1	1	1	0	1	2									
Vicente Padilla, R (1,1) Kenny Lofton, L (7,PH) OBP: 0.125, SLG: 0.188 OBP: 0.427, SLG: 0.447										2	0	0	0	0	2	1									
Inning Stats	R: 0 E: 0 K: 1 S: 8	H: 0 LOB: 0 BB: 0 P: 12	R: 0 E: 0 K: 0 S: 8	H: 0 LOB: 0 BB: 0 P: 11	R: 1 E: 0 K: 1 S: 12	H: 2 LOB: 1 BB: 0 P: 15	R: 0 E: 0 K: 0 S: 7	H: 0 LOB: 1 BB: 1 P: 13	R: 0 E: 0 K: 2 S: 10	H: 0 LOB: 0 BB: 0 P: 15	R: 0 E: 0 K: 0 S: 5	H: 0 LOB: 0 BB: 0 P: 8	R: 4 E: 1 K: 0 S: 14	H: 2 LOB: 3 BB: 4 P: 35	R: 0 E: 0 K: 0 S: 10	H: 1 LOB: 1 BB: 0 P: 15		R: 0 E: 0 K: 0 S: 7	H: 1 LOB: 2 BB: 1 P: 16	1B: 3 2B: 3 3B: 0 HR: 0	SF: 1 SAC: 0 DP: 0 HBP: 0	WP: 1 PB: 0 SB: 0 CS: 0	PA: 40		
PITCHER	IP	WLS	BF	H	R	ER	SO	BB	IBB	HBP	BLK	WP	HR	S	P	ERA		WHIP							
Mark Redman, L (1,1) ERA: 3.76	6.0	L	24	3	4	3	4	3	0	0	0	0	0	56	89	4.50	1.000								
Rick White, R (7,1) ERA: 2.83	1.0		7	1	1	0	0	0	2	0	0	1	0	8	20	0.00	1.000								
34 John Grabow, L (8,1) ERA: 1.96	1.0		4	1	0	0	0	0	0	0	0	0	0	10	15	0.00	1.000								
16 Salomon Torres, R (9,1) ERA: 3.72	1.0		5	1	0	0	0	0	1	0	0	0	0	7	16	0.00	1.000								

Batter	1	2	3	4	5	6	7	8	9	AB	R	H	RBI	BB	SO	LOB	BOTTOM								
Matt Lawton, L (1,9) OBP: 0.377, SLG: 0.455										4	0	2	0	0	0	1	Philadelphia Phillies @ Pittsburgh Pirates PNC Park, Pittsburgh, PA Wed Jul 06 2005, 7:05 PM EDT Att: 19,961 - Partly Cloudy - 77 F								
Tike Redman, L (1,8) OBP: 0.324, SLG: 0.389										4	0	1	0	0	0	3									
Jason Bay, R (1,7) OBP: 0.392, SLG: 0.565										3	0	0	0	1	1	0									
Rob Mackowiak, L (1,5) OBP: 0.361, SLG: 0.449										3	0	0	0	1	1	2									
Jose Castillo, R (1,4) OBP: 0.320, SLG: 0.419										4	0	1	0	0	0	2									
Daryle Ward, L (1,3) OBP: 0.342, SLG: 0.474										4	0	0	0	0	0	4									
David Ross, R (1,2) 34 John Grabow, L (8,1) 16 Salomon Torres, R (9,1) Michael Restovich, R (9,PH) OBP: 0.263, SLG: 0.390 OBP: 0.500, SLG: 0.500 OBP: 0.313, SLG: 0.432										2	0	0	0	1	2	2									
2 Jack Wilson, R (1,6) OBP: 0.262, SLG: 0.337										4	0	1	0	0	0	1									
Mark Redman, L (1,1) Rick White, R (7,1) 11 Humberto Cota, R (7,2) OBP: 0.158, SLG: 0.086 OBP: 0.299, SLG: 0.391										1	0	0	0	1	0	1									
Inning Stats	R: 0 E: 0 K: 0 S: 6	H: 0 LOB: 0 BB: 0 P: 8	R: 0 E: 0 K: 0 S: 9	H: 0 LOB: 0 BB: 0 P: 15	R: 0 E: 0 K: 1 S: 8	H: 1 LOB: 1 BB: 0 P: 14	R: 0 E: 0 K: 0 S: 10	H: 1 LOB: 2 BB: 1 P: 18	R: 0 E: 0 K: 1 S: 11	H: 1 LOB: 2 BB: 2 P: 18	R: 0 E: 1 K: 1 S: 10	H: 1 LOB: 1 BB: 0 P: 17	R: 0 E: 0 K: 2 S: 11	H: 0 LOB: 0 BB: 0 P: 14	R: 0 E: 0 K: 1 S: 12	H: 0 LOB: 0 BB: 0 P: 17		1B: 1 2B: 4 3B: 0 HR: 0	SF: 0 SAC: 0 DP: 1 HBP: 0	WP: 0 PB: 1 SB: 0 CS: 0	PA: 35				
PITCHER	IP	WLS	BF	H	R	ER	SO	BB	IBB	HBP	BLK	WP	HR	S	P	ERA	WHIP								
Vicente Padilla, R (1,1) ERA: 6.27	6.0	W	25	4	0	0	2	4	0	0	0	0	0	54	91	1.333									
63 Ryan Madson, R (7,1) ERA: 3.65	1.0		4	1	0	0	0	0	0	0	0	0	0	10	17	0.00	1.000								
Ugueth Urbina, R (8,1) ERA: 4.19	1.0		3	0	0	0	2	0	0	0	0	0	0	11	14	0.00	0.000								
Billy Wagner, L (9,1) ERA: 2.35	1.0		3	0	0	0	1	0	0	0	0	0	0	12	17	0.00	0.000								

AB 33  
R 5  
H 6  
RBI 3  
BB 6  
SO 4  
LOB 19





Batter	1	2	3	4	5	6	7	8	9	AB	R	H	RBI	BB	SO	LOB	TOP										
Jason Michaels, R OBP: 0.411, SLG: 0.413										5	0	2	0	0	1	4											
David Bell, R OBP: 0.304, SLG: 0.358										4	0	1	0	0	1	2											
Bobby Abreu, L OBP: 0.432, SLG: 0.538										4	1	1	0	0	2	1											
Pat Burrell, R OBP: 0.375, SLG: 0.512										4	0	1	0	0	1	2											
26 Chase Utley, L OBP: 0.393, SLG: 0.514										4	0	1	1	0	1	1											
Mike Lieberthal, R OBP: 0.320, SLG: 0.372										4	0	1	0	0	1	1											
6 Ryan Howard, L 11 Jimmy Rollins, S OBP: 0.392, SLG: 0.392 OBP: 0.306, SLG: 0.393										4	0	1	0	0	2	2											
Tomas Perez, S OBP: 0.298, SLG: 0.302										3	0	1	0	0	1	0											
39 Brett Myers, R Aaron Fultz, L Ramon Martinez, R Tim Worrell, R Rheal Cormier, L Kenny Lofton, L OBP: 0.118, SLG: 0.063 OBP: 0.200, SLG: 0.260 OBP: 0.281, SLG: 0.281 OBP: 0.281, SLG: 0.281 OBP: 0.281, SLG: 0.281 OBP: 0.425, SLG: 0.444										2	0	0	0	0	0	0											
<b>Inning Stats</b>	R: 0 E: 0 K: 1 S: 9	H: 1 LOB: 1 BB: 0 P: 14	R: 0 E: 0 K: 1 S: 7	H: 0 LOB: 0 BB: 0 P: 11	R: 0 E: 0 K: 0 S: 10	H: 1 LOB: 1 BB: 0 P: 16	R: 0 E: 0 K: 2 S: 13	H: 2 LOB: 2 BB: 0 P: 23	R: 0 E: 0 K: 1 S: 9	H: 1 LOB: 1 BB: 0 P: 14	R: 0 E: 0 K: 2 S: 9	H: 0 LOB: 0 BB: 0 P: 12	R: 0 E: 0 K: 1 S: 12	H: 1 LOB: 2 BB: 1 P: 22	R: 1 E: 0 K: 2 S: 14	H: 2 LOB: 1 BB: 0 P: 19	R: 0 E: 0 K: 1 S: 11	H: 1 LOB: 2 BB: 0 P: 16	1B: 3 2B: 5 3B: 1 HR: 0	SF: 0 SAC: 1 DP: 0 HBP: 0	WP: 0 PB: 0 CS: 0	PA: 37					
<b>PITCHER</b>	IP	WLS	BF	H	R	ER	SO	BB	IBB	HBP	BLK	WP	HR	S	P	ERA	WHIP										
57 Zach Duke, L ERA: 1.93	7.0	W	28	6	0	0	8	1	0	0	0	0	0	69	112	0.00	1.000										
34 John Grabow, L ERA: 2.31	0.1	H	2	1	1	1	1	0	0	0	0	0	0	7	10	27.00	3.000										
Rick White, R ERA: 2.79	0.2	H	3	1	0	0	1	0	0	0	0	0	0	7	9	0.00	1.500										
Jose Mesa, R ERA: 4.31	1.0	S	4	1	0	0	1	0	0	0	0	0	0	11	16	0.00	1.000										

Philadelphia Phillies @ Pittsburgh Pirates  
PNC Park, Pittsburgh, PA  
Thu Jul 07 2005, 7:05 PM EDT  
Att: 20,942 - Overcast - 74 F

AB 35  
R 1  
H 9  
RBI 1  
BB 1  
SO 11  
LOB 15



Batter	1	2	3	4	5	6	7	8	9	AB	R	H	RBI	BB	SO	LOB	BOTTOM										
Matt Lawton, L OBP: 0.378, SLG: 0.458										3	0	1	0	1	0	1											
12 Freddy Sanchez, R OBP: 0.318, SLG: 0.360										4	0	0	0	0	0	3											
Jason Bay, R OBP: 0.393, SLG: 0.562										2	0	0	0	2	1	0											
Rob Mackowiak, L OBP: 0.367, SLG: 0.453										2	1	1	0	2	0	0											
Tike Redman, L OBP: 0.317, SLG: 0.380 Jose Mesa, R										4	0	0	0	0	2	7											
Danyle Ward, L OBP: 0.339, SLG: 0.469										3	0	0	0	0	0	4											
11 Humberto Cota, R OBP: 0.300, SLG: 0.409										3	1	1	2	0	2	0											
2 Jack Wilson, R OBP: 0.259, SLG: 0.333										3	0	0	0	0	0	0											
57 Zach Duke, L 41 Ryan Doumit, S 34 John Grabow, L Rick White, R Jose Castillo, R OBP: 0.320, SLG: 0.419										2	0	0	0	0	0	0											
<b>Inning Stats</b>	R: 0 E: 0 K: 1 S: 19	H: 0 LOB: 3 BB: 3 P: 34	R: 0 E: 0 K: 1 S: 7	H: 0 LOB: 0 BB: 0 P: 11	R: 0 E: 0 K: 0 S: 6	H: 0 LOB: 0 BB: 0 P: 10	R: 2 E: 0 K: 0 S: 10	H: 2 LOB: 0 BB: 0 P: 19	R: 0 E: 0 K: 1 S: 7	H: 1 LOB: 3 BB: 2 P: 26	R: 0 E: 0 K: 1 S: 7	H: 0 LOB: 0 BB: 0 P: 12	R: 0 E: 0 K: 0 S: 7	H: 1 LOB: 0 BB: 0 P: 10	R: 0 E: 0 K: 1 S: 6	H: 0 LOB: 0 BB: 0 P: 10	1B: 1 2B: 2 3B: 0 HR: 1	SF: 0 SAC: 0 DP: 0 HBP: 0	WP: 0 PB: 0 CS: 1	PA: 32							
<b>PITCHER</b>	IP	WLS	BF	H	R	ER	SO	BB	IBB	HBP	BLK	WP	HR	S	P	ERA	WHIP										
39 Brett Myers, R ERA: 3.2	5.0	L	23	3	2	2	3	5	0	0	0	0	0	7	12	0.00	0.000										
Aaron Fultz, L ERA: 2.91	1.0		3	0	0	0	1	0	0	0	0	0	0	7	12	0.00	0.000										
Tim Worrell, R ERA: 8.1	1.1		4	1	0	0	1	0	0	0	0	0	0	10	15	0.00	0.750										
Rheal Cormier, L ERA: 5.72	0.2		2	0	0	0	0	0	0	0	0	0	0	3	5	0.00	0.000										

Philadelphia Phillies @ Pittsburgh Pirates  
PNC Park, Pittsburgh, PA  
Thu Jul 07 2005, 7:05 PM EDT  
Att: 20,942 - Overcast - 74 F

AB 27  
R 2  
H 4  
RBI 2  
BB 5  
SO 5  
LOB 15





Batter	1	2	3	4	5	6	7	8	9	AB	R	H	RBI	BB	SO	LOB	TOP																			
<b>Brad Wilkerson, L</b> OBP: 0.378, SLG: 0.439 (1, 8)										5	2	3	0	0	1	0	Washington Nationals @ Philadelphia Phillies Citizens Bank Park, Philadelphia, PA Fri Jul 08 2005, 7:05 PM EDT Att. 44,688 - Overcast - 69 F																			
<b>Jamey Carroll, R</b> OBP: 0.310, SLG: 0.285 (1, 6)										3	1	1	0	0	2	0																				
<b>Jose Vidro, S</b> OBP: 0.366, SLG: 0.487 (1, 4)										3	0	0	0	1	1	2																				
<b>Jose Guillen, R</b> OBP: 0.365, SLG: 0.540 (1, 9)										4	2	2	1	1	0	2																				
<b>Carlos Baerga, S</b> OBP: 0.318, SLG: 0.325 <b>32 Chad Cordero, R</b> (9, 1)										4	3	2	3	0	1	4																				
<b>Vinny Castilla, R</b> OBP: 0.325, SLG: 0.401 (1, 5)										4	0	0	1	1	1	5																				
<b>Matt Cepicky, L</b> OBP: 0.308, SLG: 0.417 <b>Gary Majewski, R</b> (7, 1)										4	0	2	3	0	2	0																				
<b>Wil Cordero, R</b> OBP: 0.173, SLG: 0.170 (9, 3)										0	0	0	0	0	0	0																				
<b>Brian Schneider, L</b> OBP: 0.325, SLG: 0.416 (1, 2)										3	0	0	0	1	1	2																				
<b>Ryan Drese, R</b> (1, 1)										3	0	0	0	0	3	2																				
<b>Joey Eischen, L</b> OBP: 1.000, SLG: 1.000 <b>Luis Ayala, R</b> (6, 1)										0	0	0	0	0	0	0																				
<b>Marlon Byrd, R</b> OBP: 0.316, SLG: 0.319 (7, 7)										1	0	1	0	0	0	0																				
<b>Inning Stats</b>	R: 0 E: 0 K: 2 S: 7	H: 0 LOB: 0 BB: 0 P: 10	R: 1 E: 0 K: 1 S: 12	H: 2 LOB: 2 BB: 1 P: 22	R: 3 E: 0 K: 1 S: 14	H: 2 LOB: 2 BB: 1 P: 25	R: 1 E: 0 K: 2 S: 21	H: 3 LOB: 3 BB: 1 P: 33	R: 0 E: 0 K: 2 S: 9	H: 0 LOB: 0 BB: 0 P: 13	R: 3 E: 1 K: 1 S: 12	H: 2 LOB: 0 BB: 1 P: 24	R: 0 E: 0 K: 1 S: 9	H: 1 LOB: 0 BB: 0 P: 14	R: 0 E: 0 K: 1 S: 9	H: 0 LOB: 0 BB: 0 P: 15	R: 0 E: 0 K: 0 S: 7	H: 1 LOB: 0 BB: 0 P: 8	1B: 7 2B: 4 3B: 0 HR: 1	SF: 0 SAC: 2 DP: 2 HBP: 2	WP: 0 PB: 0 SB: 0 CS: 2	PA: 42														
<b>PITCHER</b>	IP	WLS	BF	H	R	ER	SO	BB	IBB	HBP	BLK	WP	HR	S	P	ERA	WHIP	<b>PITCHER</b>	IP	WLS	BF	H	R	ER	SO	BB	IBB	HBP	BLK	WP	HR	S	P	ERA	WHIP	
<b>Robinson Tejeda, R</b> ERA: 2.93 (1, 1)	3.1	L	22	7	5	5	5	1	2	2	0	0	0	47	81	13.50	2.400	<b>Billy Wagner, L</b> ERA: 2.29 (9, 1)	1.0		3	1	0	0	0	0	0	0	0	0	7	8	0.00	1.000		
<b>Geoff Geary, R</b> ERA: 4.5 (4, 1)	0.2		2	0	0	0	1	0	0	0	0	0	0	7	9	0.00	0.000																			
<b>Aaron Fultz, L</b> ERA: 2.75 (5, 1)	2.0		9	2	3	0	4	0	1	0	0	0	1	21	37	0.00	1.000																			
<b>Rheal Cormier, L</b> ERA: 5.52 (7, 1)	1.0		3	1	0	0	1	0	0	0	0	0	0	9	14	0.00	1.000																			
<b>Ugueth Urbina, R</b> ERA: 4.09 (8, 1)	1.0		3	0	0	0	1	0	0	0	0	0	0	9	15	0.00	0.000																			

Batter	1	2	3	4	5	6	7	8	9	AB	R	H	RBI	BB	SO	LOB	BOTTOM																			
<b>11 Jimmy Rollins, S</b> OBP: 0.309, SLG: 0.394 <b>Tomas Perez, S</b> (6, PH) OBP: 0.302, SLG: 0.306 (7, 6)										2	1	1	0	1	0	0	Washington Nationals @ Philadelphia Phillies Citizens Bank Park, Philadelphia, PA Fri Jul 08 2005, 7:05 PM EDT Att. 44,688 - Overcast - 69 F																			
<b>Kenny Lofton, L</b> OBP: 0.418, SLG: 0.436 <b>Ugueth Urbina, R</b> (8, 1)										5	1	1	0	0	1	5																				
<b>Billy Wagner, L</b> OBP: 0.500, SLG: 0.500 (9, 1)										0	0	0	0	0	0	0																				
<b>Bobby Abreu, L</b> OBP: 0.429, SLG: 0.533 (1, 9)										3	0	0	1	1	1	2																				
<b>Pat Burrell, R</b> OBP: 0.378, SLG: 0.512 (1, 7)										4	1	2	0	1	0	0																				
<b>26 Chase Utley, L</b> OBP: 0.396, SLG: 0.514 (1, 4)										2	1	1	1	2	0	0																				
<b>6 Ryan Howard, L</b> OBP: 0.283, SLG: 0.429 (1, 3)										5	0	2	3	0	1	4																				
<b>David Bell, R</b> OBP: 0.302, SLG: 0.359 (1, 5)										5	0	1	0	0	0	1																				
<b>Todd Pratt, R</b> OBP: 0.293, SLG: 0.393 (1, 2)										4	1	2	0	1	2	0																				
<b>Robinson Tejeda, R</b> ERA: 2.93 (1, 1)	3.1	L	22	7	5	5	5	1	2	2	0	0	0	47	81	13.50		2.400	<b>PITCHER</b>	IP	WLS	BF	H	R	ER	SO	BB	IBB	HBP	BLK	WP	HR	S	P	ERA	WHIP
<b>Geoff Geary, R</b> ERA: 4.5 (4, 1)	0.2		2	0	0	0	1	0	0	0	0	0	0	7	9	0.00	0.000																			
<b>21 Aaron Fultz, L</b> ERA: 2.75 (5, 1)	2.0		9	2	3	0	4	0	1	0	0	0	1	21	37	0.00	1.000																			
<b>Aaron Fultz, L</b> ERA: 2.75 (5, 1)	2.0	H	8	2	0	0	1	0	0	0	0	0	0	22	34	0.00	1.000																			
<b>32 Chad Cordero, R</b> ERA: 1.17 (9, 1)	1.0	S	3	0	0	0	1	0	0	0	0	0	0	9	15	0.00	0.000																			
<b>Inning Stats</b>	R: 0 E: 0 K: 0 S: 11	H: 1 LOB: 3 BB: 2 P: 24	R: 0 E: 0 K: 1 S: 10	H: 0 LOB: 2 BB: 2 P: 18	R: 0 E: 0 K: 1 S: 9	H: 0 LOB: 1 BB: 1 P: 17	R: 0 E: 0 K: 2 S: 12	H: 0 LOB: 0 BB: 0 P: 19	R: 3 E: 1 K: 1 S: 17	H: 5 LOB: 2 BB: 1 P: 29	R: 0 E: 0 K: 1 S: 14	H: 2 LOB: 2 BB: 0 P: 21	R: 0 E: 0 K: 0 S: 8	H: 0 LOB: 0 BB: 0 P: 13	R: 0 E: 0 K: 1 S: 5	H: 0 LOB: 0 BB: 0 P: 9	1B: 8 2B: 3 3B: 1 HR: 0	SF: 2 SAC: 0 DP: 0 HBP: 0	WP: 1 PB: 0 SB: 1 CS: 0	PA: 44																



Batter	1	2	3	4	5	6	7	8	9	AB	R	H	RBI	BB	SO	LOB	TOP				
<b>Brad Wilkerson, L</b> (1, 8) OBP: 0.374, SLG: 0.434	2-3 <b>K</b>		3-2 <b>G3</b>			3-3 <b>K</b>		0-0 <b>F7</b>		4	0	0	0	0	2	1	<b>Washington Nationals @ Philadelphia Phillies</b> Citizens Bank Park, Philadelphia, PA Sat Jul 09 2005, 1:20 PM EDT Att: 33,365 - Partly Cloudy - 83 F				
<b>Jamey Carroll, R</b> (1, 6) OBP: 0.305, SLG: 0.284	2-2 <b>G6-3</b>		1-1 <b>G5-3</b>			0-2 <b>1B</b>		1-1 <b>G3</b>		4	0	1	0	0	0	1					
<b>Jose Vidro, S</b> (1, 4) OBP: 0.362, SLG: 0.479	1-0 <b>1B</b>			2-1 <b>G1-3</b>		1-1 <b>F8</b>		0-0 <b>G6-3</b>		4	0	1	0	0	0	1					
<b>Jose Guillen, R</b> (1, 9) OBP: 0.361, SLG: 0.533	1-0 <b>L7</b>			1-1 <b>G4-3</b>		0-1 <b>G1-3</b>		0-3 <b>K</b>		4	0	0	0	0	1	2					
<b>Carlos Baerga, S</b> (1, 3)		3-2 <b>G4-3</b>		0-0 <b>1B</b>		1-0 <b>FC4-6</b> <b>1B</b>		1-2 <b>1B</b>		4	0	3	0	0	0	0					
<b>Vinny Castilla, R</b> (1, 5) OBP: 0.324, SLG: 0.399	1-1 <b>WP</b> <b>1B</b>		1-3 <b>K</b>		1-0 <b>F8</b>		1-3 <b>K</b>		4	0	1	0	0	2	3						
<b>Matt Cepicky, L</b> (1, 7) OBP: 0.250, SLG: 0.333	0-3 <b>K</b>		2-3 <b>K</b>		0-0 <b>FC4-6</b> <b>CS</b>		3-0 <b>0</b>		0	0	0	0	0	2	2						
<b>Gary Bennett, R</b> (1, 2) OBP: 0.289, SLG: 0.330	0-1 <b>G4-3</b>		2-2 <b>G5-3</b>		2-1 <b>CS</b>		4-1 <b>BB</b>		2	0	0	0	1	0	1						
<b>22 John Patterson, R</b> (1, 1) OBP: 0.043, SLG: 0.087			1-3 <b>K</b>		0-1 <b>G6-3</b>		1-3 <b>K</b>		3	0	0	0	0	2	1						
<b>Hector Carrasco, R</b> (8, 1)									0	0	0	0	0	0	0						
<b>Inning Stats</b>	R: 0 E: 0 K: 1 S: 9	H: 1 LOB: 1 BB: 0 P: 15	R: 0 E: 0 K: 1 S: 11	H: 1 LOB: 1 BB: 0 P: 15	R: 0 E: 0 K: 1 S: 8	H: 0 LOB: 0 BB: 0 P: 13	R: 0 E: 0 K: 1 S: 8	H: 1 LOB: 1 BB: 0 P: 12	R: 0 E: 0 K: 1 S: 10	H: 0 LOB: 0 BB: 0 P: 14	R: 0 E: 0 K: 0 S: 4	H: 1 LOB: 0 BB: 0 P: 8	R: 0 E: 0 K: 1 S: 7	H: 0 LOB: 1 BB: 1 P: 13	R: 0 E: 0 K: 2 S: 10	H: 1 LOB: 1 BB: 0 P: 12	1B: 6 2B: 0 3B: 0 HR: 0	SF: 0 SAC: 0 DP: 0 HBP: 0	WP: 1 PB: 0 SB: 0 CS: 1	PA: 34	
<b>PITCHER</b>	IP	WLS	BF	H	R	ER	SO	BB	IBB	HBP	BLK	WP	HR	S	P	ERA	WHIP				
<b>Cory Lidle, R</b> (1, 1) ERA: 3.65	8.0		29	5	0	0	7	1	0	0	0	1	0	65	102	0.00	0.750				
<b>Billy Wagner, L</b> (9, 1) ERA: 2.23	1.0	W	4	1	0	0	2	0	0	0	0	0	0	10	12	0.00	1.000				

Batter	1	2	3	4	5	6	7	8	9	AB	R	H	RBI	BB	SO	LOB	BOTTOM				
<b>11 Jimmy Rollins, S</b> (1, 6) OBP: 0.309, SLG: 0.392	0-2 <b>F7</b>		1-1 <b>S</b> <b>1B</b>			2-0 <b>F9</b>		0-1 <b>F9</b>		4	0	1	0	0	0	1	<b>Washington Nationals @ Philadelphia Phillies</b> Citizens Bank Park, Philadelphia, PA Sat Jul 09 2005, 1:20 PM EDT Att: 33,365 - Partly Cloudy - 83 F				
<b>Kenny Lofton, L</b> (1, 8) OBP: 0.415, SLG: 0.432	1-1 <b>1B</b>		1-0 <b>F7</b>			2-0 <b>F9</b>		0-2 <b>G4-3</b>		4	0	1	0	0	0	2					
<b>Bobby Abreu, L</b> (1, 9) OBP: 0.430, SLG: 0.531	0-2 <b>P2</b>		1-2 <b>1B</b>		3-3 <b>K</b>	4-1 <b>BB</b>		3-1 <b>26</b> <b>2B</b> <b>SF7</b> <b>1B</b>		3	1	1	0	1	1	1					
<b>Pat Burrell, R</b> (1, 7) OBP: 0.374, SLG: 0.505	2-1 <b>F7</b>		1-3 <b>K</b>		1-3 <b>K</b>	1-3 <b>K</b>		0-3 <b>K</b>		4	0	0	0	0	3	3					
<b>26 Chase Utley, L</b> (1, 4) OBP: 0.394, SLG: 0.514		1-3 <b>K</b>		0-3 <b>K</b>		1-1 <b>F9</b>		2-2 <b>2B</b>		4	0	1	0	0	2	0					
<b>6 Ryan Howard, L</b> (1, 3) OBP: 0.281, SLG: 0.407		2-3 <b>K</b>			1-3 <b>K</b>	1-0 <b>F8</b>		4-0 <b>IBB</b>		3	0	0	0	1	2	0					
<b>David Bell, R</b> (1, 5) OBP: 0.302, SLG: 0.356		2-1 <b>P6</b>			4-2 <b>BB</b>	1-0 <b>P3</b>		2-2 <b>SF7</b>		2	0	0	1	1	0	0					
<b>Mike Lieberthal, R</b> (1, 2) OBP: 0.316, SLG: 0.367			3-2 <b>P4</b>		2-2 <b>F8</b>	0-1 <b>G5-3</b>		3-H		3	0	0	0	0	0	1					
<b>Cory Lidle, R</b> (1, 1) OBP: 0.219, SLG: 0.194			2-2 <b>F7</b>		2-3 <b>K</b>			3-2 <b>1B</b>		2	0	0	0	0	1	1					
<b>Endy Chavez, L</b> (8, PH) OBP: 0.300, SLG: 0.344										1	0	1	0	0	0	0					
<b>Billy Wagner, L</b> (9, 1) OBP: 0.500, SLG: 0.500										0	0	0	0	0	0	0					
<b>Inning Stats</b>	R: 0 E: 0 K: 0 S: 11	H: 1 LOB: 1 BB: 0 P: 14	R: 0 E: 0 K: 2 S: 11	H: 0 LOB: 0 BB: 0 P: 16	R: 0 E: 0 K: 3 S: 11	H: 0 LOB: 0 BB: 0 P: 15	R: 0 E: 0 K: 2 S: 15	H: 0 LOB: 1 BB: 1 P: 24	R: 0 E: 0 K: 1 S: 7	H: 0 LOB: 0 BB: 0 P: 16	R: 0 E: 0 K: 0 S: 4	H: 0 LOB: 0 BB: 0 P: 7	R: 0 E: 0 K: 0 S: 11	H: 1 LOB: 2 BB: 0 P: 14	R: 1 E: 0 K: 1 S: 14	H: 2 LOB: 1 BB: 1 P: 25	1B: 4 2B: 1 3B: 0 HR: 0	SF: 1 SAC: 0 DP: 0 HBP: 0	WP: 0 PB: 0 SB: 1 CS: 0	PA: 34	
<b>PITCHER</b>	IP	WLS	BF	H	R	ER	SO	BB	IBB	HBP	BLK	WP	HR	S	P	ERA	WHIP				
<b>22 John Patterson, R</b> (1, 1) ERA: 2.91	7.0		25	2	0	0	8	2	0	0	0	0	0	68	108	0.00	0.571				
<b>Hector Carrasco, R</b> (8, 1) ERA: 2.43	1.2	L	9	3	1	1	1	0	1	0	0	0	0	25	39	5.40	1.800				

AB	32
R	0
H	6
RBI	0
BB	1
SO	9
LOB	12



AB	30
R	1
H	5
RBI	1
BB	3
SO	9
LOB	9





















Batter	1	2	3	4	5	6	7	8	9	AB	R	H	RBI	BB	SO	LOB	TOP					
Juan Pierre, L OBP: 0.319, SLG: 0.360	L9		G6-3 1B			G4-3		G6-3 1B	K	5	0	2	0	0	1	1						
Luis Castillo, S OBP: 0.410, SLG: 0.394	B2-3		G6-3			E4		G6-3		4	0	0	0	0	0	3						
Carlos Delgado, L OBP: 0.394, SLG: 0.546				G6-3					K	3	1	1	0	0	1	1						
Miguel Cabrera, R OBP: 0.392, SLG: 0.578									K	3	0	0	0	1	3	3						
Juan Encarnacion, R OBP: 0.359, SLG: 0.466		L6							K	4	1	1	0	0	1	1						
Damon Easley, R OBP: 0.289, SLG: 0.486		G4-3				F8				3	1	1	1	1	0	1						
Alex Gonzalez, R OBP: 0.329, SLG: 0.370										4	0	0	0	0	1	3						
20 Matt Treanor, R OBP: 0.315, SLG: 0.292										3	0	0	0	0	0	1						
Lenny Harris, L OBP: 0.349, SLG: 0.333										1	1	0	1	0	0	2						
Dontrelle Willis, L OBP: 0.275, SLG: 0.280										2	0	1	0	0	0	0						
Randy Messenger, R OBP: 0.250, SLG: 0.260										0	0	0	0	0	0	0						
Chris Aquila, R OBP: 0.250, SLG: 0.211										1	0	0	0	0	0	0						
Chris Resop, R OBP: 0.355, SLG: 0.387										1	0	1	2	0	0	0						
<b>Inning Stats</b>	R: 0 E: 0 K: 1 S: 10	H: 0 LOB: 1 BB: 0 P: 16	R: 0 E: 0 K: 0 S: 7	H: 0 LOB: 0 BB: 0 P: 9	R: 0 E: 0 K: 0 S: 8	H: 2 LOB: 1 BB: 0 P: 12	R: 0 E: 0 K: 1 S: 10	H: 0 LOB: 0 BB: 1 P: 19	R: 0 E: 0 K: 0 S: 12	H: 0 LOB: 0 BB: 0 P: 18	R: 0 E: 0 K: 2 S: 13	H: 0 LOB: 1 BB: 1 P: 15	R: 0 E: 0 K: 1 S: 9	H: 0 LOB: 1 BB: 1 P: 15	R: 0 E: 0 K: 0 S: 8	H: 1 LOB: 0 BB: 0 P: 11	R: 4 E: 1 K: 2 S: 18	H: 4 LOB: 1 BB: 0 P: 29	1B: 5 2B: 1 3B: 1 HR: 0	SF: 0 SAC: 0 DP: 2 HBP: 1	WP: 0 PB: 1 SB: 0 CS: 0	PA: 37
<b>PITCHER</b>	IP WLS BF H R ER SO BB IBB HBP BLK WP HR S P ERA WHIP																					
Vicente Padilla, R ERA: 5.61	(1, 1) 7.0 W 26 2 0 0 0 5 2 0 0 1 0 0 0 0 0.00 0.571																					
Rheal Cormier, L ERA: 5.4	(8, 1) 1.0 3 1 0 0 0 0 0 0 0 0 0 0 0 8 11 0.00 1.000																					
Tim Worrell, R ERA: 8.4	(9, 1) 0.2 7 4 4 1 1 0 0 0 0 0 0 0 0 15 25 13.50 6.000																					
Ugueth Urbina, R ERA: 3.77	(9, 1) 0.1 1 0 0 0 0 1 0 0 0 0 0 0 0 3 4 0.00 0.000																					

Florida Marlins @ Philadelphia Phillies  
Citizens Bank Park, Philadelphia, PA  
Sun Jul 17 2005, 1:35 PM EDT  
Att: 36,419 - Partly Cloudy - 85 F

AB 34  
R 4  
H 7  
RBI 4  
BB 2  
SO 7  
LOB 16



Batter	1	2	3	4	5	6	7	8	9	AB	R	H	RBI	BB	SO	LOB	BOTTOM			
11 Jimmy Rollins, S OBP: 0.323, SLG: 0.404	G1-3									4	1	2	1	0	0	1				
4 Danny Sandoval, S										1	0	0	0	0	0	0				
Tomas Perez, S OBP: 0.311, SLG: 0.313	L7									5	2	2	2	0	0	1				
Bobby Abreu, L OBP: 0.422, SLG: 0.509	E1									4	0	0	0	1	0	1				
Pat Burrell, R OBP: 0.378, SLG: 0.521	K									3	0	0	0	1	2	2				
26 Chase Utley, L OBP: 0.398, SLG: 0.528										4	0	2	2	0	0	0				
Jason Michaels, R OBP: 0.412, SLG: 0.416										4	1	1	0	0	0	4				
Mike Lieberthal, R OBP: 0.328, SLG: 0.418										4	1	1	1	0	0	1				
Ramon Martinez, R OBP: 0.313, SLG: 0.286										3	3	2	0	0	0	0				
Vicente Padilla, R OBP: 0.167, SLG: 0.333										2	0	1	2	0	0	1				
Endy Chavez, L OBP: 0.289, SLG: 0.343										1	0	0	0	0	0	0				
Rheal Cormier, L ERA: 5.59										0	0	0	0	0	0	0				
Tim Worrell, R ERA: 8.31										0	0	0	0	0	0	0				
Ugueth Urbina, R ERA: 3.77										0	0	0	0	0	0	0				
<b>Inning Stats</b>	R: 0 E: 1 K: 1 S: 12	H: 0 LOB: 1 BB: 0 P: 20	R: 2 E: 0 K: 0 S: 13	H: 3 LOB: 1 BB: 0 P: 24	R: 1 E: 0 K: 0 S: 10	H: 2 LOB: 1 BB: 0 P: 14	R: 1 E: 0 K: 0 S: 9	H: 2 LOB: 1 BB: 0 P: 13	R: 0 E: 0 K: 1 S: 11	H: 0 LOB: 0 BB: 0 P: 18	R: 4 E: 0 K: 0 S: 17	H: 4 LOB: 3 BB: 2 P: 35	R: 0 E: 0 K: 0 S: 8	H: 0 LOB: 0 BB: 0 P: 10	R: 0 E: 0 K: 0 S: 6	H: 0 LOB: 0 BB: 0 P: 9	1B: 7 2B: 1 3B: 2 HR: 1	SF: 0 SAC: 1 DP: 0 HBP: 1	WP: 0 PB: 0 SB: 0 CS: 0	PA: 39
<b>PITCHER</b>	IP WLS BF H R ER SO BB IBB HBP BLK WP HR S P ERA WHIP																			
Dontrelle Willis, L ERA: 2.83	(1, 1) 5.2 L 29 10 8 8 2 0 0 0 1 1 1 0 0 0 12.71 1.765																			
Randy Messenger, R ERA: 5.59	(6, 1) 1.1 7 1 0 0 0 0 1 1 0 0 0 0 0 13 26 0.00 1.500																			
Chris Resop, R ERA: 8.31	(8, 1) 1.0 3 0 0 0 0 0 0 0 0 0 0 0 0 6 9 0.00 0.000																			

Florida Marlins @ Philadelphia Phillies  
Citizens Bank Park, Philadelphia, PA  
Sun Jul 17 2005, 1:35 PM EDT  
Att: 36,419 - Partly Cloudy - 85 F

AB 35  
R 8  
H 11  
RBI 8  
BB 2  
SO 2  
LOB 11





Batter	1	2	3	4	5	6	7	8	9	10	AB	R	H	RBI	BB	SO	LOB	TOP						
<b>13 Oscar Robles, L</b> OBP: 0.417, SLG: 0.437	(1,5) 2-1 HR	0-2 2B		4-2 BB		1-2 G4-3			1-3 K		4	1	2	1	1	1	0							
<b>Cesar Izturis, S</b> OBP: 0.311, SLG: 0.331	(1,6) 1-0 F7	2-1 G6-3		3-2 FC4			0-3 K			2-2 G6-3	5	0	0	0	0	1	3							
<b>12 Jeff Kent, R</b> OBP: 0.383, SLG: 0.595	(1,4) 0-2 BB HBP 1B		3-2 P4	0-3 K			0-0 1B			4-2 2B BB	4	1	2	0	1	1	2							
<b>Ricky Ledee, L</b> OBP: 0.346, SLG: 0.414	(1,9) 0-0 P5		1-1 G4-3		1-1 E4					0-0 BB	4	0	0	0	0	1	2							
<b>Mike Edwards, R</b> OBP: 0.322, SLG: 0.388	(10, PH) 10, 7 P5									1-3 2B	1	0	1	0	0	0	0							
<b>Jason Phillips, R</b> OBP: 0.268, SLG: 0.375	(1,2) 2-2 BB HBP		0-1 G5-3		0-1 G6-4-3					4-0 BB IBB	3	0	0	0	1	0	1							
<b>Hee-Sung Choi, L</b> OBP: 0.332, SLG: 0.465	(1,3) 4-2 BB			1-0 2B G4-3	2-2 1B					3-3 K	3	1	2	0	1	0	0							
<b>Antonio Perez, R</b> OBP: 0.388, SLG: 0.420	(10, PH) 10, 4 1-2 2-3 BB									1-2 2-3 3H	1	0	0	0	0	1	3							
<b>Jayson Werth, R</b> OBP: 0.322, SLG: 0.383	(1,7) 2-2 F9		0-0 G5-3	0-0 1B	0-2 G5-3					4-0 BB	4	1	1	1	1	1	4							
<b>17 Jason Repko, R</b> OBP: 0.297, SLG: 0.359	(1,8) 2-2 G5-3		1-1 G5-3	2-1 G4-3						1-2 2-3 3H	5	0	0	1	0	2	4							
<b>31 Brad Penny, R</b> OBP: 0.04, SLG: 0.297	(7, 1) 2-2 G6-3		2-2 G6-3	0-2 FC4						1-0 P3	3	0	1	1	0	0	0							
<b>Giovanni Carrara, R</b> OBP: 0.399, SLG: 0.415	(7, 1) 0-0 G6-3										0	0	0	0	0	0	0							
<b>Wilson Alvarez, L</b> OBP: 0.399, SLG: 0.415	(7, 1) 0-0 G6-3										0	0	0	0	0	0	0							
<b>Steve Schmolli, R</b> OBP: 0.399, SLG: 0.415	(8, 1) 0-0 G6-3										0	0	0	0	0	0	0							
<b>Olmeda Saenz, R</b> OBP: 0.399, SLG: 0.415	(8, PH) 0-0 G6-3										0	0	0	0	0	0	0							
<b>Duaner Sanchez, R</b> OBP: 0.399, SLG: 0.415	(8, 1) 0-0 G6-3										0	0	0	0	0	0	0							
<b>43 Yhency Brazoban, R</b> OBP: 0.399, SLG: 0.415	(8, 1) 0-0 G6-3										0	0	0	0	0	0	0							
<b>Inning Stats</b>	R: 1 E: 0 K: 0 S: 15	H: 2 LOB: 3 BB: 1 P: 26	R: 0 E: 0 K: 10 S: 10	H: 1 LOB: 1 BB: 15	R: 0 E: 0 K: 0 S: 9	H: 0 LOB: 0 BB: 0 P: 13	R: 2 E: 0 K: 1 S: 19	H: 3 LOB: 2 BB: 1 P: 29	R: 0 E: 1 K: 2 S: 10	H: 1 LOB: 1 BB: 0 P: 13	R: 0 E: 0 K: 1 S: 7	H: 0 LOB: 0 BB: 0 P: 8	R: 0 E: 0 K: 2 S: 8	H: 1 LOB: 0 BB: 0 P: 11	R: 0 E: 0 K: 1 S: 7	H: 0 LOB: 0 BB: 0 P: 14	R: 0 E: 0 K: 2 S: 7	H: 0 LOB: 0 BB: 0 P: 9	R: 1 E: 0 K: 1 S: 16	H: 1 LOB: 3 BB: 3 P: 34	1B: 4 2B: 5 3B: 0 HR: 1	SF: 0 SAC: 0 DP: 2 HBP: 1	WP: 0 PB: 0 SB: 0 CS: 1	PA: 44
<b>PITCHER</b>	IP WLS BF H R ER SO	IP WLS BF H R ER SO	IP WLS BF H R ER SO	IP WLS BF H R ER SO	IP WLS BF H R ER SO	IP WLS BF H R ER SO	IP WLS BF H R ER SO	IP WLS BF H R ER SO	IP WLS BF H R ER SO	IP WLS BF H R ER SO	IP WLS BF H R ER SO	IP WLS BF H R ER SO	IP WLS BF H R ER SO	IP WLS BF H R ER SO	IP WLS BF H R ER SO	IP WLS BF H R ER SO	IP WLS BF H R ER SO	IP WLS BF H R ER SO	IP WLS BF H R ER SO	IP WLS BF H R ER SO	ERA WHIP	ERA WHIP		
<b>39 Brett Myers, R</b> ERA: 3.32	(1, 1) 6.0																					4.50	1.500	
<b>63 Ryan Madson, R</b> ERA: 3.81	(7, 1) 1.0																					0.00	1.000	
<b>Ugueth Urbina, R</b> ERA: 3.68	(8, 1) 1.0																					0.00	0.000	
<b>Billy Wagner, L</b> ERA: 2.23	(9, 1) 2.0																					4.50	1.500	

Los Angeles Dodgers @ Philadelphia Phillies  
Citizens Bank Park, Philadelphia, PA  
Tue Jul 19 2005, 7:05 PM EDT  
Att. 29,349 - Partly Cloudy - 86 F

AB	38
R	4
H	9
RBI	4
BB	5
SO	8
LOB	19



Batter	1	2	3	4	5	6	7	8	9	10	AB	R	H	RBI	BB	SO	LOB	BOTTOM						
<b>11 Jimmy Rollins, S</b> OBP: 0.324, SLG: 0.411	(1,6) 2-2 G6-3 3B	0-0 G3-1			1-1 26 1B						5	2	2	0	0	0	2							
<b>Kenny Lofton, L</b> OBP: 0.399, SLG: 0.415	(1,8) 0-0 G6-3		1-0 G5-3		2-3 K					2-2 G4-3	4	0	0	1	1	1	1							
<b>26 Chase Utley, L</b> OBP: 0.401, SLG: 0.529	(1,4) 0-1 F8		3-2 FC3-6		2-2 1B					1-1 1B	5	0	3	1	0	0	1							
<b>Bobby Abreu, L</b> OBP: 0.419, SLG: 0.507	(1,9) 2-1 F7		0-1 FC3-6		2-0 F7					0-0 F7	5	0	1	0	0	0	3							
<b>Pat Burrell, R</b> OBP: 0.378, SLG: 0.535	(1,7) 0-0 HR		3-3 K							1-0 6 HR	5	1	2	1	0	2	2							
<b>4 Danny Sandoval, S</b> (10, PR)			1-2 K								0	1	0	0	0	0	0							
<b>6 Ryan Howard, L</b> OBP: 0.311, SLG: 0.475	(1,3) 3-3 K			3-3 K						1-0 6 HR	5	1	1	2	0	3	1							
<b>David Bell, R</b> OBP: 0.308, SLG: 0.360	(1,5) 4-2 2B BB			1-3 K						3-3 HR	2	0	1	0	1	1	0							
<b>Mike Lieberthal, R</b> OBP: 0.331, SLG: 0.421	(1,2) 1-2 2B		1-2 P3		3-1 P3					0-0 HR	3	0	1	0	0	0	1							
<b>39 Brett Myers, R</b> ERA: 3.32	(1, 1) 6.0																							
<b>63 Ryan Madson, R</b> ERA: 3.81	(7, 1) 0.2																							
<b>Ugueth Urbina, R</b> ERA: 3.68	(8, 1) 0.1																							
<b>Tommy Perez, S</b> ERA: 3.98	(8, 1) 1.0																							
<b>Billy Wagner, L</b> ERA: 2.23	(9, 1) 1.0																							
<b>Inning Stats</b>	R: 1 E: 0 K: 0 S: 8	H: 1 LOB: 0 BB: 0 P: 12	R: 1 E: 0 K: 2 S: 14	H: 2 LOB: 2 BB: 1 P: 25	R: 0 E: 0 K: 1 S: 9	H: 1 LOB: 1 BB: 0 P: 16	R: 0 E: 0 K: 2 S: 9	H: 0 LOB: 0 BB: 0 P: 16	R: 1 E: 0 K: 2 S: 13	H: 2 LOB: 1 BB: 0 P: 21	R: 0 E: 0 K: 1 S: 7	H: 1 LOB: 1 BB: 0 P: 9	R: 0 E: 0 K: 1 S: 13	H: 0 LOB: 1 BB: 1 P: 21	R: 0 E: 0 K: 0 S: 7	H: 1 LOB: 3 BB: 0 P: 29	R: 0 E: 0 K: 0 S: 7	H: 1 LOB: 1 BB: 0 P: 10	R: 2 E: 0 K: 0 S: 2	H: 2 LOB: 1 BB: 0 P: 3	1B: 4 2B: 3 3B: 2 HR: 2	SF: 0 SAC: 0 DP: 0 HBP: 2	WP: 0 PB: 0 SB: 1 CS: 0	PA: 42
<b>PITCHER</b>	IP WLS BF H R ER SO	IP WLS BF H R ER SO	IP WLS BF H R ER SO	IP WLS BF H R ER SO	IP WLS BF H R ER SO	IP WLS BF H R ER SO	IP WLS BF H R ER SO	IP WLS BF H R ER SO	IP WLS BF H R ER SO	IP WLS BF H R ER SO	IP WLS BF H R ER SO	IP WLS BF H R ER SO	IP WLS BF H R ER SO	IP WLS BF H R ER SO	IP WLS BF H R ER SO	IP WLS BF H R ER SO	IP WLS BF H R ER SO	IP WLS BF H R ER SO	IP WLS BF H R ER SO	ERA WHIP	ERA WHIP			
<b>31 Brad Penny, R</b> ERA: 3.4	(1, 1) 0.2																				6.03	1.333		
<b>Giovanni Carrara, R</b> ERA: 4.09	(7, 1) 0.1																				0.00	0.000		
<b>Wilson Alvarez, L</b> ERA: 5.08	(7, 1) 1.0																				0.00	1.000		
<b>Steve Schmolli, R</b> ERA: 3.98	(8, 1) 1.0																				0.00	1.000		
<b>Duaner Sanchez, R</b> ERA: 3.91	(8, 1) 1.0																				0.00	1.000		

Los Angeles Dodgers @ Philadelphia Phillies  
Citizens Bank Park, Philadelphia, PA  
Tue Jul 19 2005, 7:05 PM EDT  
Att. 29,349 - Partly Cloudy - 86 F

AB	38
R	5
H	11
RBI	5
BB	2
SO	10
LOB	16













Batter	1	2	3	4	5	6	7	8	9	10	11	AB	R	H	RBI	BB	SO	LOB	TOP					
Dave Roberts, L OBP: 0.337, SLG: 0.419			L8					P5				5	0	0	0	1	3	3						
Mark Loretta, R OBP: 0.391, SLG: 0.354 Paul Quantrill, L			L9				L9				F9	6	1	2	2	0	1	2						
24 Brian Giles, L OBP: 0.435, SLG: 0.518			F9						FC4-6		G4-3	5	2	2	1	1	0	2						
Ryan Klesko, L OBP: 0.369, SLG: 0.472	F9								K			5	0	2	2	0	2	2						
Phil Nevin, R OBP: 0.330, SLG: 0.410 Scott Linebrink, R Mark Swearingin, L Clayton Kershaw, R Eric Young Sr., R Akinori Otsuka, R Damian Jackson, R		G4-3		F9		P3			P4			3	0	0	0	0	0	1						
3 Khalil Greene, R OBP: 0.369, SLG: 0.424		L8		FC5-4		G5-3		K		P4		5	0	0	0	0	1	3						
Ramon Hernandez, R OBP: 0.296, SLG: 0.399		E4		K		L6				F8		5	0	1	0	0	1	1						
Geoff Blum, S OBP: 0.329, SLG: 0.390										K		4	2	3	1	1	1	0						
54 Tim Stauffer, R Xavier Nady, R		K		SH3-4							F9	1	0	0	0	0	1	2						
												3	1	1	0	0	1	1						
<b>Inning Stats</b>	R: 0 E: 0 K: 2 S: 12	H: 0 LOB: 1 BB: 1 P: 22	R: 0 E: 1 K: 1 S: 16	H: 1 LOB: 2 BB: 0 P: 21	R: 0 E: 0 K: 0 S: 8	H: 0 LOB: 0 BB: 0 P: 14	R: 0 E: 0 K: 1 S: 10	H: 1 LOB: 1 BB: 0 P: 13	R: 3 E: 0 K: 2 S: 14	H: 2 LOB: 0 BB: 1 P: 27	R: 0 E: 0 K: 0 S: 10	H: 0 LOB: 0 BB: 0 P: 14	R: 3 E: 0 K: 2 S: 16	H: 4 LOB: 2 BB: 1 P: 27	R: 0 E: 0 K: 1 S: 10	H: 2 LOB: 1 BB: 0 P: 15	R: 0 E: 0 K: 1 S: 9	H: 0 LOB: 0 BB: 0 P: 15	R: 0 E: 0 K: 0 S: 6	H: 0 LOB: 1 BB: 1 P: 11	1B: 5 2B: 3 3B: 0 HR: 3	SF: 0 SAC: 1 DP: 0 HBP: 0	WP: 0 PB: 0 SB: 1 CS: 0	PA: 48
<b>PITCHER</b>	IP: 6.0 ERA: 5.52	WLS: 0 BF: 25	H: 4 R: 3 ER: 3 SO: 6	BB: 2 IBB: 0 HBP: 0 BLK: 0	WP: 0 HR: 2 S: 70 P: 111	ERA: 4.50 WHIP: 1.000		<b>PITCHER</b>	IP: 2.0 ERA: 2.57	WLS: 0 BF: 7	H: 0 R: 0 ER: 0 SO: 1	BB: 1 IBB: 0 HBP: 0 BLK: 0	WP: 0 HR: 0 S: 15 P: 26	ERA: 0.00 WHIP: 0.500										
Vicente Padilla, R	(1.1)	0.1	3	2	2	1	0	0	0	0	0	0	0	0	0	0	0	0	0	0	0	0	0	0
Rheal Cormier, L	(7.1)	0.2	5	2	1	1	1	0	1	0	0	0	0	0	9	17	13.50	3.000						
63 Ryan Madson, R	(7.1)	0.0	4	2	0	0	1	0	0	0	0	0	0	0	10	15	0.00	2.000						
Ugueth Urbina, R	(8.1)	1.0	4	1	0	0	1	0	0	0	0	0	0	0	8	9	0.00	1.000						
Billy Wagner, L	(9.1)																							

San Diego Padres @ Philadelphia Phillies  
Citizens Bank Park, Philadelphia, PA  
Fri Jul 22 2005, 7:05 PM EDT  
Att: 28,600 - Party Cloudy - 91 F

livebaseballscorecards.com

AB 43  
R 6  
H 11  
RBI 6  
BB 4  
SO 11  
LOB 18

Batter	1	2	3	4	5	6	7	8	9	10	11	AB	R	H	RBI	BB	SO	LOB	BOTTOM							
11 Jimmy Rollins, S OBP: 0.319, SLG: 0.406	F7		G1-3				F8		G1-3		F7	6	0	1	0	0	0	2								
Kenny Lofton, L OBP: 0.319, SLG: 0.406 Rheal Cormier, L 63 Ryan Madson, R Ugueth Urbina, R Billy Wagner, L Tommy Lasorda, M Tomas Perez, S Aaron Fultz, L Jason Michaels, R	G4-3		F7		P6		K					4	0	0	0	0	1	3								
26 Chase Utley, L OBP: 0.390, SLG: 0.524	G4-3		G3		P5		F7		F7			6	1	1	2	0	0	2								
Bobby Abreu, L OBP: 0.419, SLG: 0.501		L9				G1-3		K				4	1	1	0	1	1	0								
Pat Burrell, R OBP: 0.379, SLG: 0.532				G4-6-3				F8				3	2	2	0	2	0	0								
6 Ryan Howard, L OBP: 0.327, SLG: 0.494										G4-3		3	2	2	3	2	0	0								
David Bell, R OBP: 0.307, SLG: 0.370		P4		G4-6-3						G1-3		5	1	1	1	0	0	5								
Mike Lieberthal, R OBP: 0.328, SLG: 0.413		E3		G5-3						G1-3		4	0	0	0	1	0	3								
Vicente Padilla, R Endy Chavez, L		P4								G6-3		2	0	0	0	0	1	1								
										B2-3		3	0	1	2	0	1	0								
<b>Inning Stats</b>	R: 0 E: 0 K: 0 S: 10	H: 0 LOB: 0 BB: 0 P: 14	R: 2 E: 1 K: 0 S: 13	H: 2 LOB: 1 BB: 0 P: 22	R: 0 E: 0 K: 0 S: 6	H: 0 LOB: 0 BB: 0 P: 10	R: 1 E: 0 K: 0 S: 12	H: 2 LOB: 1 BB: 0 P: 21	R: 0 E: 0 K: 1 S: 10	H: 1 LOB: 1 BB: 0 P: 14	R: 3 E: 0 K: 1 S: 16	H: 2 LOB: 2 BB: 3 P: 31	R: 0 E: 0 K: 1 S: 9	H: 0 LOB: 0 BB: 0 P: 12	R: 0 E: 0 K: 0 S: 5	H: 0 LOB: 0 BB: 0 P: 5	R: 0 E: 0 K: 0 S: 7	H: 1 LOB: 1 BB: 0 P: 11	R: 0 E: 0 K: 0 S: 8	H: 1 LOB: 2 BB: 2 P: 16	R: 2 E: 0 K: 1 S: 9	H: 2 LOB: 0 BB: 0 P: 14	1B: 6 2B: 3 3B: 0 HR: 2	SF: 0 SAC: 0 DP: 2 HBP: 0	WP: 0 PB: 0 SB: 0 CS: 0	PA: 48
<b>PITCHER</b>	IP: 5.1 ERA: 4.81	WLS: 0 BF: 25	H: 6 R: 6 ER: 6 SO: 1	BB: 3 IBB: 0 HBP: 0 BLK: 0	WP: 0 HR: 1 S: 57 P: 95	ERA: 10.12 WHIP: 1.688		<b>PITCHER</b>	IP: 6.5 ERA: 6.5	WLS: 0 BF: 25	H: 6 R: 6 ER: 6 SO: 1	BB: 3 IBB: 0 HBP: 0 BLK: 0	WP: 0 HR: 1 S: 14 P: 99	ERA: 27.00 WHIP: 3.000												
54 Tim Stauffer, R	(1.1)	0.2	4	1	0	0	1	0	0	0	0	0	0	0	10	17	0.00	1.500								
Scott Linebrink, R	(6.1)	2.0	6	0	0	0	1	0	0	0	0	0	0	0	14	17	0.00	0.000								
52 Clay Hensley, R	(7.1)	2.0	9	2	0	0	0	1	1	0	0	0	0	0	15	27	0.00	1.500								
Akinori Otsuka, R	(9.1)	0.2	4	2	2	2	1	0	0	0	0	0	0	1	9	14	27.00	3.000								

San Diego Padres @ Philadelphia Phillies  
Citizens Bank Park, Philadelphia, PA  
Fri Jul 22 2005, 7:05 PM EDT  
Att: 28,600 - Party Cloudy - 91 F

livebaseballscorecards.com

AB 42  
R 8  
H 11  
RBI 8  
BB 6  
SO 4  
LOB 16



Batter	1	2	3	4	5	6	7	8	9	AB	R	H	RBI	BB	SO	LOB	TOP				
Dave Roberts, L (1, 8) OBP: 0.339, SLG: 0.416	4-2 P4-3 BB		1-1 P6		4-0 BB		1-0 G4-6-3			2	0	0	0	2	0	2					
Mark Loretta, R (1, 4) OBP: 0.374, SLG: 0.346	1-1 P4-3 1-1		0-3 K		2-1 G5-3			1-2 G6-3		4	0	0	0	0	1	2					
24 Brian Giles, L (1, 9) OBP: 0.435, SLG: 0.515	4-2 BB		0-1 L7		4-0 WP BB			0-1 L8		2	0	0	0	2	0	0					
Ryan Klesko, L (1, 7) OBP: 0.365, SLG: 0.466	1-0 F9		1-3 K		3-1 P1			1-0 G3-1		4	0	0	0	0	1	2					
Phil Nevin, R (1, 3) OBP: 0.305, SLG: 0.409		4-2 1B BB	0-1 FC6-4 1B		2-3 K			1-1 F8		3	0	1	0	1	1	1					
3 Khalil Greene, R (1, 6) OBP: 0.304, SLG: 0.418		0-3 K	0-2 F9		0-3 K			2-3 K		4	0	0	0	0	3	3					
Ramon Hernandez, R (1, 2) OBP: 0.295, SLG: 0.401		1-2 F9	2-2 FC6-4		2-0 1B			0-1 G5-3		4	0	1	0	0	0	2					
Geoff Blum, S (1, 5) OBP: 0.329, SLG: 0.389	1 SAFE 2-1				2-2 G4-3			3-2 F8		3	0	1	0	0	0	1					
Pedro Astacio, R (1, 1) OBP: 0.250, SLG: 0.250 (7, PH)	1-1 P6				0-0 P4					2	0	0	0	0	0	2					
Mark Sweeney, L (7, PH) OBP: 0.418, SLG: 0.534										1	0	1	0	0	0	0					
Craig Breslow, L (7, 1)										0	0	0	0	0	0	0					
Scott Linebrink, R (8, 1)										0	0	0	0	0	0	0					
<b>Inning Stats</b>	R: 0 E: 0 K: 0 S: 7	H: 0 LOB: 1 BB: 2 P: 17	R: 0 E: 0 K: 1 S: 14	H: 1 LOB: 2 BB: 1 P: 22	R: 0 E: 0 K: 1 S: 7	H: 0 LOB: 0 BB: 0 P: 8	R: 0 E: 0 K: 1 S: 12	H: 1 LOB: 1 BB: 0 P: 15	R: 0 E: 0 K: 2 S: 8	H: 0 LOB: 1 BB: 1 P: 17	R: 0 E: 0 K: 0 S: 7	H: 2 LOB: 1 BB: 0 P: 15	R: 0 E: 0 K: 0 S: 6	H: 0 LOB: 0 BB: 0 P: 8	R: 0 E: 0 K: 1 S: 8	H: 0 LOB: 0 BB: 0 P: 11	1B: 3 2B: 2 3B: 0 HR: 0	SF: 0 SAC: 0 DP: 2 HBP: 0	WP: 1 PB: 0 SB: 0 CS: 0	PA: 34	
<b>PITCHER</b>	IP	WLS	BF	H	R	ER	SO	BB	IBB	HBP	BLK	WP	HR	S	P	ERA	WHIP				
Robinson Tejeda, R (1, 1) ERA: 2.9	6.0	W	24	2	0	0	5	5	0	0	0	1	0	54	93	0.00	1.167				
63 Ryan Madson, R (7, 1) ERA: 3.85	1.0	H	4	2	0	0	0	0	0	0	0	0	0	7	15	0.00	2.000				
Rheal Cormier, L (8, 1) ERA: 5.71	1.0	H	3	0	0	0	0	0	0	0	0	0	0	6	8	0.00	0.000				
Billy Wagner, L (9, 1) ERA: 2.14	1.0	S	3	0	0	0	1	0	0	0	0	0	0	8	11	0.00	0.000				

San Diego Padres @ Philadelphia Phillies  
Citizens Bank Park, Philadelphia, PA  
Sat Jul 23 2005, 3:15 PM EDT  
Att: 33,992 - Sunny - 85 F

livebaseballscores.com

AB 29  
R 0  
H 4  
RBI 0  
BB 5  
SO 6  
LOB 15



Batter	1	2	3	4	5	6	7	8	9	AB	R	H	RBI	BB	SO	LOB	BOTTOM				
11 Jimmy Rollins, S (1, 6) OBP: 0.316, SLG: 0.401	1-1 G3		2-2 K		1-1 G3		2-3 K			4	0	0	0	0	2	2					
Kenny Lofton, L (1, 8) OBP: 0.384, SLG: 0.397	1-0 F7				2-1 G3		2-1 G6-3			4	0	0	0	0	1	1					
Rheal Cormier, L (8, 1)										0	0	0	0	0	0	0					
Billy Wagner, L (9, 1) OBP: 0.500, SLG: 0.500										0	0	0	0	0	0	0					
26 Chase Utley, L (1, 4) OBP: 0.392, SLG: 0.534	1-2 F7				2-0 HR		3-2 1B SF7 1B		2-2 G4-3	4	2	2	1	0	0	0					
Bobby Abreu, L (1, 9) OBP: 0.422, SLG: 0.501		4-2 CS BB			0-1 G3		2-1 1B		4-1 1B BB	2	0	1	0	2	0	0					
Pat Burrell, R (1, 7) OBP: 0.380, SLG: 0.530		1-3 SAFE 1-2			4-2 6 BB BB		1-0 F9		0-1 FC5-4 1B	3	0	1	0	1	1	3					
6 Ryan Howard, L (1, 3) OBP: 0.324, SLG: 0.484					4-2 BB		0-0 SF7		2-3 K	2	0	0	1	1	2	2					
David Bell, R (1, 5) OBP: 0.306, SLG: 0.368					1-0 P4		3-2 SAFE 3-H 1-2		3-1 FC5-4 1-2	4	0	1	0	0	0	4					
Todd Pratt, R (1, 2) OBP: 0.315, SLG: 0.424					3-2 SH5-4 1B		1-3 K		1-2 P6	3	0	1	0	0	1	2					
Robinson Tejeda, R (1, 1) OBP: 0.091, SLG: 0.273					0-1 SH5-4		0-0 K			1	0	1	0	0	0	0					
63 Ryan Madson, L (7, 1) ERA: 3.85										0	0	0	0	0	0	0					
Jason Michaels, R (7, PH) OBP: 0.408, SLG: 0.408 (8, 8)										1	0	0	0	0	1	0					
<b>Inning Stats</b>	R: 0 E: 0 K: 0 S: 6	H: 0 LOB: 0 BB: 0 P: 9	R: 0 E: 0 K: 2 S: 8	H: 0 LOB: 1 BB: 1 P: 14	R: 0 E: 0 K: 1 S: 9	H: 1 LOB: 1 BB: 0 P: 15	R: 1 E: 0 K: 1 S: 16	H: 1 LOB: 2 BB: 2 P: 30	R: 0 E: 0 K: 0 S: 9	H: 1 LOB: 1 BB: 0 P: 13	R: 1 E: 0 K: 0 S: 14	H: 3 LOB: 2 BB: 0 P: 22	R: 0 E: 0 K: 2 S: 9	H: 0 LOB: 0 BB: 0 P: 16	R: 0 E: 0 K: 1 S: 11	H: 1 LOB: 2 BB: 1 P: 22	1B: 5 2B: 1 3B: 1 HR: 1	SF: 1 SAC: 1 DP: 1 HBP: 0	WP: 0 PB: 0 SB: 0 CS: 1	PA: 34	
<b>PITCHER</b>	IP	WLS	BF	H	R	ER	SO	BB	IBB	HBP	BLK	WP	HR	S	P	ERA	WHIP				
Pedro Astacio, R (1, 1) ERA: 5.84	6.0	L	26	6	2	2	5	3	0	0	0	0	1	62	103	3.00	1.500				
Craig Breslow, L (7, 1) ERA: 2.14	1.2		7	1	0	0	3	1	0	0	0	0	0	18	33	0.00	1.200				
Scott Linebrink, R (8, 1) ERA: 2.14	0.1		1	0	0	0	0	0	0	0	0	0	0	2	5	0.00	0.000				

San Diego Padres @ Philadelphia Phillies  
Citizens Bank Park, Philadelphia, PA  
Sat Jul 23 2005, 3:15 PM EDT  
Att: 33,992 - Sunny - 85 F

livebaseballscores.com

AB 28  
R 2  
H 7  
RBI 2  
BB 4  
SO 8  
LOB 14





Batter	1	2	3	4	5	6	7	8	9	AB	R	H	RBI	BB	SO	LOB	TOP								
Dave Roberts, L (1,8) OBP: 0.338, SLG: 0.413	G3-1		F8			G2-3 24 WP SF7 1B	K			4	1	1	0	0	1	3									
Mark Loretta, R (1,4) OBP: 0.339, SLG: 0.339	F8			F9		G2-3	G4-3			4	0	0	0	0	0	3									
24 Brian Giles, L (1,9) OBP: 0.431, SLG: 0.510	F7			F7		SF7		F7		3	0	0	1	0	0	0									
Ryan Klesko, L (1,7) OBP: 0.363, SLG: 0.463		F9		K		3-H 1-0 1B		K		4	0	1	0	0	2	0									
Mark Sweeney, L (1,3) OBP: 0.414, SLG: 0.526	F8				K	1-2 1B		G4-3		4	0	1	0	0	1	0									
Geoff Blum, S (1,5) OBP: 0.328, SLG: 0.384 (7,6)	G3				1B BB	K				3	0	0	0	1	2	2									
Ramon Hernandez, R (1,2) OBP: 0.301, SLG: 0.409										4	0	3	0	0	0	0									
Damian Jackson, R (1,6) OBP: 0.343, SLG: 0.387 (7,PH)										2	0	0	0	0	1	3									
Robert Fick, L (7,PH) OBP: 0.355, SLG: 0.422 (7,PH)										1	0	0	0	0	0	1									
52 Clay Hensley, R (7,PH) OBP: 0.349, SLG: 0.333 (9,PH)										1	0	0	0	0	0	0									
Brian Lawrence, R (1,1) OBP: 0.119, SLG: 0.077 (7,PH)										2	0	0	0	0	2	3									
Joe Randa, R (7,PH) OBP: 0.358, SLG: 0.492 (7,5)										1	0	1	0	0	0	0									
<b>Inning Stats</b>	R: 0 E: 0 K: 0 S: 5	H: 0 LOB: 0 BB: 0 P: 9	R: 0 E: 0 K: 0 S: 9	H: 0 LOB: 0 BB: 14	R: 0 E: 0 K: 1 S: 7	H: 1 LOB: 1 BB: 0 P: 10	R: 0 E: 0 K: 1 S: 9	H: 0 LOB: 0 BB: 1 P: 11	R: 0 E: 0 K: 3 S: 22	H: 1 LOB: 2 BB: 1 P: 33	R: 1 E: 0 K: 1 S: 12	H: 3 LOB: 2 BB: 0 P: 18	R: 0 E: 0 K: 1 S: 11	H: 2 LOB: 2 BB: 0 P: 17	R: 0 E: 0 K: 1 S: 7	H: 0 LOB: 0 BB: 0 P: 11	R: 0 E: 0 K: 1 S: 8	H: 0 LOB: 0 BB: 0 P: 11	1B: 6 2B: 1 3B: 0 HR: 0	SF: 1 SAC: 0 DP: 0 HBP: 0	WP: 1 PB: 0 SB: 0 CS: 0	PA: 35			
<b>PITCHER</b>	IP	WLS	BF	H	R	ER	SO	BB	IBB	HBP	BLK	WP	HR	S	P	ERA	WHIP								
39 Brett Myers, R (1,1) ERA: 3.24	6.0	W	24	5	1	1	6	1	0	0	0	1	0	64	95	1.50	1.000								
63 Ryan Madson, R (7,1) ERA: 3.79	1.0	H	5	2	0	0	1	0	0	0	0	0	0	11	17	0.00	2.000								
Rheal Cormier, L (8,1) ERA: 5.55	1.0		3	0	0	1	1	0	0	0	0	0	0	7	11	0.00	0.000								
Billy Wagner, L (9,1) ERA: 2.09	1.0		3	0	0	0	1	0	0	0	0	0	0	8	11	0.00	0.000								

San Diego Padres @ Philadelphia Phillies  
Citizens Bank Park, Philadelphia, PA  
Sun Jul 24 2005, 1:35 PM EDT  
Att: 35,332 - Sunny - 83 F

livebaseballscores.com

AB 33  
R 1  
H 7  
RBI 1  
BB 1  
SO 9  
LOB 15



Batter	1	2	3	4	5	6	7	8	9	AB	R	H	RBI	BB	SO	LOB	BOTTOM								
Jason Michaels, R (1,8) OBP: 0.405, SLG: 0.405 (8,7)	G6-3		G6-3	PB 1B			G6-4-3			4	0	1	2	0	0	1									
Tomas Perez, S (1,6) OBP: 0.308, SLG: 0.308	G4-3		L6	G3			26 1B			4	1	1	0	0	0	1									
26 Chase Utley, L (1,4) OBP: 0.390, SLG: 0.530	K		K		K		1B			4	0	1	0	0	3	0									
Bobby Abreu, L (1,9) OBP: 0.422, SLG: 0.504	L8				G4-3		1B			4	1	2	1	0	0	1									
Pat Burrell, R (1,7) OBP: 0.376, SLG: 0.524 (8,1)		G5-3		G5-3	P6		F9			4	0	0	0	0	0	3									
Billy Wagner, L (9,1) OBP: 0.500, SLG: 0.500										0	0	0	0	0	0	0									
6 Ryan Howard, L (1,3) OBP: 0.338, SLG: 0.516										4	1	3	1	0	0	0									
David Bell, R (1,5) OBP: 0.303, SLG: 0.364										4	0	0	0	0	1	3									
Mike Lieberthal, R (1,2) OBP: 0.331, SLG: 0.410										2	1	0	0	2	0	0									
39 Brett Myers, R (1,1) OBP: 0.175, SLG: 0.135 (7,1)										2	1	1	1	0	0	2									
63 Ryan Madson, L (7,PH) OBP: 0.324, SLG: 0.344 (8,8)										0	0	0	0	0	0	0									
Endy Chavez, L (8,8) OBP: 0.294, SLG: 0.342										1	0	1	0	0	0	0									
<b>Inning Stats</b>	R: 0 E: 0 K: 1 S: 12	H: 0 LOB: 1 BB: 0 P: 18	R: 0 E: 0 K: 1 S: 12	H: 1 LOB: 2 BB: 1 P: 22	R: 0 E: 0 K: 1 S: 8	H: 0 LOB: 0 BB: 0 P: 11	R: 4 E: 0 K: 0 S: 18	H: 4 LOB: 1 BB: 1 P: 31	R: 0 E: 0 K: 0 S: 6	H: 0 LOB: 0 BB: 0 P: 8	R: 0 E: 0 K: 0 S: 5	H: 0 LOB: 0 BB: 0 P: 10	R: 1 E: 0 K: 0 S: 14	H: 4 LOB: 2 BB: 0 P: 19	R: 0 E: 0 K: 0 S: 5	H: 1 LOB: 0 BB: 0 P: 8	1B: 6 2B: 4 3B: 0 HR: 0	SF: 0 SAC: 0 DP: 2 HBP: 0	WP: 0 PB: 2 SB: 0 CS: 0	PA: 35					
<b>PITCHER</b>	IP	WLS	BF	H	R	ER	SO	BB	IBB	HBP	BLK	WP	HR	S	P	ERA	WHIP								
Brian Lawrence, R (1,1) ERA: 4.21	6.0	L	26	5	4	4	4	0	0	0	0	0	0	61	100	6.00	0.833								
52 Clay Hensley, R (7,1) ERA: 1.5	2.0		9	5	1	1	0	0	0	0	0	0	0	19	27	4.50	2.500								

San Diego Padres @ Philadelphia Phillies  
Citizens Bank Park, Philadelphia, PA  
Sun Jul 24 2005, 1:35 PM EDT  
Att: 35,332 - Sunny - 83 F

livebaseballscores.com

AB 33  
R 5  
H 10  
RBI 5  
BB 2  
SO 4  
LOB 11









Batter	1	2	3	4	5	6	7	8	9	AB	R	H	RBI	BB	SO	LOB	TOP										
11 Jimmy Rollins, S OBP: 0.317, SLG: 0.411	0-0 F7		2-2 P6			0-1 1B 26 G4-6-3 2B		0-2 G5-3		4	1	1	0	0	0	1	Philadelphia Phillies @ Houston Astros Minute Maid Park, Houston, TX Tue Jul 26 2005, 7:05 PM CDT Att: 33,867 - Roof Closed - 72 F										
Kenny Lofton, L OBP: 0.381, SLG: 0.394 Ugueth Urbina, R (8, 1)	3-1 G4-3			2-2 G6-3		0-0 26 G4-6-3 1B		0-2 G6-3		4	0	1	0	0	0	1											
Tomas Perez, S OBP: 0.308, SLG: 0.308						2-3 1B				0	0	0	0	0	0	0											
26 Chase Utley, L OBP: 0.391, SLG: 0.533	2-3 K			0-2 2B		2-0 G4-6-3 1-2 2-3 1B			0-1 6 1B	4	0	2	0	0	1	1											
Bobby Abreu, L OBP: 0.417, SLG: 0.501				0-3 K		0-3 K			1-3 K	4	0	1	0	0	3	2											
Pat Burrell, R OBP: 0.371, SLG: 0.515		2-2 P4		0-3 K			0-1 G6-3		1-0 F9	4	0	0	0	0	1	3											
6 Ryan Howard, L OBP: 0.342, SLG: 0.500		2-3 K			2-2 G6-3		4-1 G5-4-3 BB		1-0 1B	3	0	1	0	1	1	1											
David Bell, R OBP: 0.301, SLG: 0.359 63 Ryan Madson, L (9, 1)		2-1 P2			2-2 F8		0-1 G5-4-3 1-2		0-1 F9	4	0	0	0	0	0	4											
Todd Pratt, R OBP: 0.315, SLG: 0.422			0-2 K		2-2 1B			0-2 K		3	0	1	0	0	2	0											
21 Jon Lieber, L OBP: 0.048, SLG: 0.073 Endy Chavez, L (8, PH) (8, 8)			1-0 F8		0-3 K			2-1 11 G5-3 1B		2	0	0	0	0	1	1											
Inning Stats	R: 0 E: 0 K: 1 S: 8	H: 0 LOB: 0 BB: 0 P: 13	R: 0 E: 0 K: 1 S: 13	H: 1 LOB: 1 BB: 0 P: 19	R: 0 E: 0 K: 1 S: 7	H: 0 LOB: 0 BB: 0 P: 10	R: 0 E: 0 K: 2 S: 12	H: 1 LOB: 1 BB: 0 P: 14	R: 0 E: 0 K: 1 S: 14	H: 1 LOB: 1 BB: 0 P: 20	R: 1 E: 0 K: 1 S: 7	H: 2 LOB: 0 BB: 0 P: 11	R: 0 E: 0 K: 0 S: 5	H: 0 LOB: 0 BB: 1 P: 9	R: 0 E: 0 K: 1 S: 13	H: 1 LOB: 1 BB: 0 P: 15	R: 0 E: 0 K: 1 S: 9	H: 2 LOB: 2 BB: 0 P: 12	1B: 5 2B: 2 3B: 1 HR: 0	SF: 0 SAC: 0 DP: 2 HBP: 0	WP: 0 PB: 0 SB: 0 CS: 0	PA: 34					
PITCHER 44 Roy Oswalt, R ERA: 2.33	IP 9.0	WLS W	BF 34	H 8	R 1	ER 1	SO 9	BB 1	IBB 0	HBP 0	BLK 0	WP 0	HR 0	S 88	P 123	ERA 1.00	WHIP 1.000										

Batter	1	2	3	4	5	6	7	8	9	AB	R	H	RBI	BB	SO	LOB	BOTTOM										
Willy Taveras, R OBP: 0.329, SLG: 0.364	0-1 G4-3		1-2 E1 1B		0-0 P3			1-3 K		4	0	1	0	0	1	1	Philadelphia Phillies @ Houston Astros Minute Maid Park, Houston, TX Tue Jul 26 2005, 7:05 PM CDT Att: 33,867 - Roof Closed - 72 F										
Craig Biggio, R OBP: 0.343, SLG: 0.493	0-0 HR		1-0 G6-3			2-1 F9		1-2 G6-3		4	1	1	1	0	0	1											
17 Lance Berkman, S OBP: 0.419, SLG: 0.525 4 Eric Bruntlett, R OBP: 0.266, SLG: 0.386	2-1 G4-3		0-0 G1-3			1-1 1B		4-2 BB		3	0	1	0	1	0	1											
Morgan Ensberg, R OBP: 0.387, SLG: 0.589	0-0 3B			1-2 P6		0-0 F8		0-3 K		4	0	1	0	0	1	2											
Mike Lamb, L OBP: 0.259, SLG: 0.401	0-1 P5			2-1 F8		1-3 K			1-0 HR	4	1	1	1	0	1	2											
Orlando Palmeiro, L OBP: 0.372, SLG: 0.504		0-0 F8		1-3 K			1-2 F8			3	0	0	0	0	1	0											
28 Adam Everett, R OBP: 0.290, SLG: 0.370		2-1 F8			1-1 G6-3		2-3 K			3	0	0	0	0	1	0											
Brad Ausmus, R OBP: 0.333, SLG: 0.299		2-0 G5-3			0-1 1B		0-0 2B			3	0	2	0	0	0	0											
44 Roy Oswalt, R OBP: 0.170, SLG: 0.133			0-1 G6-3		0-3 K		0-2 G5-3			3	0	0	0	0	1	2											
Inning Stats	R: 1 E: 0 K: 0 S: 8	H: 2 LOB: 1 BB: 0 P: 10	R: 0 E: 0 K: 0 S: 4	H: 0 LOB: 0 BB: 0 P: 8	R: 0 E: 1 K: 0 S: 7	H: 1 LOB: 1 BB: 0 P: 9	R: 0 E: 0 K: 1 S: 8	H: 0 LOB: 0 BB: 0 P: 12	R: 0 E: 0 K: 1 S: 9	H: 1 LOB: 1 BB: 0 P: 13	R: 0 E: 0 K: 1 S: 15	H: 1 LOB: 1 BB: 0 P: 18	R: 0 E: 0 K: 2 S: 13	H: 0 LOB: 1 BB: 1 P: 19	R: 1 E: 0 K: 0 S: 1	H: 1 LOB: 0 BB: 0 P: 2		1B: 3 2B: 1 3B: 1 HR: 2	SF: 0 SAC: 0 DP: 0 HBP: 0	WP: 0 PB: 0 SB: 0 CS: 0	PA: 32						
PITCHER 21 Jon Lieber, R ERA: 4.69 Ugueth Urbina, R ERA: 3.45 63 Ryan Madson, R ERA: 3.95	IP 7.0	WLS L	BF 27	H 6	R 1	ER 1	SO 4	BB 0	IBB 0	HBP 0	BLK 0	WP 0	HR 0	S 59	P 79	ERA 0.00	WHIP 1.000										



Batter	1	2	3	4	5	6	7	8	9	AB	R	H	RBI	BB	SO	LOB	TOP				
11 Jimmy Rollins, S OBP: 0.317, SLG: 0.409	F8		G5-3		FC4-6 1B		FC3-6			4	0	1	0	0	0	1	Philadelphia Phillies @ Houston Astros Minute Maid Park, Houston, TX Wed Jul 27 2005, 7:05 PM CDT Att: 38,071 - Roof Closed				
Kenny Lofton, L OBP: 0.379, SLG: 0.391	K		FC4-6 1B		FC4-6 1-2		F8			4	0	1	0	0	1	2					
26 Chase Utley, L OBP: 0.390, SLG: 0.533	E 2B		FC4-6 1-2		F9		F7			4	1	1	0	0	0	2					
Bobby Abreu, L OBP: 0.416, SLG: 0.499	E9 1B		F7		F8		G4-3			4	0	1	1	0	0	2					
Pat Burrell, R OBP: 0.372, SLG: 0.512				6 1B SF9 BB		F9		K		2	1	0	0	2	1	0					
6 Ryan Howard, L OBP: 0.339, SLG: 0.491	G4-3				0-2 1B		K			4	0	1	0	0	1	2					
David Bell, R OBP: 0.298, SLG: 0.355					F8		L5			4	0	0	0	0	0	2					
Mike Lieberthal, R OBP: 0.325, SLG: 0.400					SF9		G5-3			3	0	0	1	0	2	0					
Vicente Padilla, R OBP: 0.136, SLG: 0.273 Endy Chavez, L OBP: 0.307, SLG: 0.354 63 Ryan Madson, L OBP: 0.500, SLG: 0.500										2	0	0	0	0	1	1					
Aaron Fultz, L OBP: 0.500, SLG: 0.500										1	0	1	0	0	0	0					
Inning Stats	R: 1 E: 1 K: 1 S: 11	H: 2 LOB: 2 BB: 1 P: 18	R: 0 E: 0 K: 1 S: 11	H: 0 LOB: 0 BB: 0 P: 14	R: 0 E: 0 K: 0 S: 10	H: 1 LOB: 1 BB: 0 P: 13	R: 1 E: 0 K: 1 S: 12	H: 1 LOB: 1 BB: 1 P: 19	R: 0 E: 0 K: 0 S: 7	H: 0 LOB: 0 BB: 0 P: 8	R: 0 E: 0 K: 0 S: 8	H: 1 LOB: 1 BB: 0 P: 16	R: 0 E: 0 K: 1 S: 8	H: 0 LOB: 0 BB: 0 P: 11	R: 0 E: 0 K: 1 S: 10	H: 0 LOB: 0 BB: 0 P: 14	1B: 5 2B: 1 3B: 0 HR: 0	SF: 1 SAC: 0 DP: 0 HBP: 0	WP: 0 PB: 0 SB: 1 CS: 0	PA: 35	
PITCHER	IP	WLS	BF	H	R	ER	SO	BB	IBB	HBP	BLK	WP	HR	S	P	ERA	WHIP				
Roger Clemens, R ERA: 1.46	7.0	W	29	6	2	2	4	2	0	0	0	0	0	70	103	2.57	1.143				
Mike Gallo, L ERA: 2.45	0.2	H	2	0	0	0	0	0	0	0	0	0	0	5	8	0.00	0.000				
Dan Wheeler, R ERA: 1.6	1.0	H	1	0	0	0	1	0	0	0	0	0	0	3	3	0.00	0.000				
54 Brad Lidge, R ERA: 2.57	1.0	S	3	0	0	0	1	0	0	0	0	0	0	10	14	0.00	0.000				

AB 32  
R 2  
H 6  
RBI 2  
BB 2  
SO 6  
LOB 12



Batter	1	2	3	4	5	6	7	8	9	AB	R	H	RBI	BB	SO	LOB	BOTTOM				
Willy Taveras, R OBP: 0.328, SLG: 0.363	K		F7		G1-6-3 1B		G4-3			4	0	1	0	0	1	2	Philadelphia Phillies @ Houston Astros Minute Maid Park, Houston, TX Wed Jul 27 2005, 7:05 PM CDT Att: 38,071 - Roof Closed				
Craig Biggio, R OBP: 0.342, SLG: 0.493	F8		17 1B 2B		P6		K			4	1	1	0	0	1	4					
17 Lance Berkman, S OBP: 0.420, SLG: 0.525 4 Eric Bruntlett, R OBP: 0.266, SLG: 0.386	G6-3									4	0	2	1	0	0	2					
Morgan Ensberg, R OBP: 0.383, SLG: 0.582										0	0	0	0	0	0	0					
Mike Lamb, L OBP: 0.259, SLG: 0.398										4	0	0	0	0	2	2					
Orlando Palmeiro, L OBP: 0.376, SLG: 0.507 54 Brad Lidge, R										4	1	1	0	0	1	2					
Orlando Palmeiro, L OBP: 0.376, SLG: 0.507 54 Brad Lidge, R										3	1	1	1	1	0	0					
28 Adam Everett, R OBP: 0.289, SLG: 0.369										4	0	1	0	0	3	2					
Brad Ausmus, R OBP: 0.335, SLG: 0.297										1	0	0	1	1	0	0					
Roger Clemens, R OBP: 0.286, SLG: 0.256 Jose Vizcaino, S OBP: 0.304, SLG: 0.319 Mike Gallo, L Dan Wheeler, R 16 Jason Lane, R OBP: 0.295, SLG: 0.479										1	0	0	0	1	0	1					
Inning Stats	R: 0 E: 0 K: 1 S: 12	H: 0 LOB: 0 BB: 0 P: 16	R: 2 E: 0 K: 1 S: 14	H: 3 LOB: 1 BB: 0 P: 22	R: 1 E: 0 K: 1 S: 10	H: 2 LOB: 1 BB: 0 P: 18	R: 0 E: 0 K: 1 S: 7	H: 0 LOB: 0 BB: 0 P: 9	R: 0 E: 0 K: 0 S: 5	H: 1 LOB: 1 BB: 1 P: 12	R: 0 E: 0 K: 0 S: 5	H: 0 LOB: 0 BB: 0 P: 11	R: 0 E: 0 K: 2 S: 8	H: 1 LOB: 2 BB: 1 P: 17	R: 0 E: 0 K: 2 S: 10	H: 1 LOB: 2 BB: 1 P: 18	1B: 5 2B: 3 3B: 0 HR: 0	SF: 0 SAC: 1 DP: 1 HBP: 0	WP: 0 PB: 0 SB: 0 CS: 0	PA: 34	
PITCHER	IP	WLS	BF	H	R	ER	SO	BB	IBB	HBP	BLK	WP	HR	S	P	ERA	WHIP				
Vicente Padilla, R ERA: 5.45	6.0	L	24	6	3	3	4	1	0	0	0	0	0	53	88	4.50	1.167				
63 Ryan Madson, R ERA: 3.89	1.0		5	1	0	0	2	1	0	0	0	0	0	8	17	0.00	2.000				
Aaron Fultz, L ERA: 2.45	1.0		5	1	0	0	2	1	0	0	0	0	0	10	18	0.00	2.000				

AB 30  
R 3  
H 8  
RBI 3  
BB 3  
SO 8  
LOB 15





Batter	1	2	3	4	5	6	7	8	9	AB	R	H	RBI	BB	SO	LOB	TOP										
11 Jimmy Rollins, S OBP: 0.320, SLG: 0.410										4	2	2	0	1	1	1	<b>Philadelphia Phillies @ Colorado Rockies</b> Coors Field, Denver, CO Thu Jul 28 2005, 7:05 PM MDT Att: 22,015 - Clear - 90 F										
Kenny Lofton, L OBP: 0.381, SLG: 0.390										3	2	1	2	1	0	2											
Rheal Cormier, L										0	0	0	0	0	0	0											
Ugueth Urbina, R										0	0	0	0	0	0	0											
Tomas Perez, S OBP: 0.313, SLG: 0.314										1	1	1	1	0	0	0											
26 Chase Utley, L OBP: 0.393, SLG: 0.550										5	1	3	5	0	2	1											
Bobby Abreu, L OBP: 0.413, SLG: 0.495										5	0	1	0	0	1	2											
Pat Burrell, R										4	0	0	0	0	0	2											
6 Ryan Howard, L OBP: 0.336, SLG: 0.482										4	0	1	0	0	1	1											
David Bell, R OBP: 0.300, SLG: 0.358										3	1	1	0	1	0	1											
Matt Kata, S OBP: 0.308, SLG: 0.324										0	1	0	0	0	0	0											
Todd Pratt, R OBP: 0.315, SLG: 0.422										0	0	0	0	0	0	0											
Mike Lieberthal, R OBP: 0.325, SLG: 0.403										3	0	1	0	0	0	2											
Ramon Martinez, R OBP: 0.310, SLG: 0.284										0	0	0	0	0	0	0											
Billy Wagner, L OBP: 0.500, SLG: 0.500										0	0	0	0	0	0	0											
Robinson Tejeda, R OBP: 0.077, SLG: 0.231										2	0	0	0	0	1	2											
Geoff Geary, R OBP: 0.250, SLG: 0.250										0	0	0	0	0	0	0											
Endy Chavez, L OBP: 0.311, SLG: 0.357										2	0	1	0	0	0	2											
<b>Inning Stats</b>	R: 1 E: 0 K: 1 S: 20	H: 1 LOB: 1 BB: 1 P: 29	R: 0 E: 0 K: 2 S: 10	H: 1 LOB: 1 BB: 0 P: 14	R: 0 E: 0 K: 1 S: 7	H: 1 LOB: 0 BB: 0 P: 9	R: 0 E: 0 K: 0 S: 6	H: 1 LOB: 0 BB: 0 P: 8	R: 4 E: 0 K: 0 S: 20	H: 3 LOB: 0 BB: 1 P: 36	R: 0 E: 0 K: 0 S: 11	H: 1 LOB: 1 BB: 0 P: 15	R: 0 E: 0 K: 1 S: 8	H: 1 LOB: 1 BB: 0 P: 12	R: 0 E: 0 K: 1 S: 5	H: 0 LOB: 0 BB: 0 P: 7	R: 3 E: 0 K: 0 S: 9	H: 3 LOB: 1 BB: 1 P: 17	1B: 7 2B: 4 3B: 0 HR: 1	SF: 0 SAC: 1 DP: 0 HBP: 0	WP: 2 PB: 1 CS: 0 SB: 1	PA: 40					
<b>PITCHER</b>	IP	WLS	BF	H	R	ER	SO	BB	IBB	HBP	BLK	WP	HR	S	P	ERA	WHIP										
49 Byung-Hyun Kim, R ERA: 5.36	6.2		29	9	5	5	4	2	0	0	0	2	1	78	118	6.75	1.650										
Randy Williams, L ERA: 7.39	0.2		2	0	0	0	2	0	0	0	0	0	0	7	9	0.00	0.000										
David Cortes, R ERA: 4.32	0.2		2	0	0	0	2	0	0	0	0	0	0	2	3	0.00	0.000										
Mike DeJean, R ERA: 5.71	1.0	L	7	3	3	3	0	0	1	0	0	0	0	9	17	27.00	3.000										

Batter	1	2	3	4	5	6	7	8	9	AB	R	H	RBI	BB	SO	LOB	BOTTOM										
18 Cory Sullivan, L OBP: 0.329, SLG: 0.354										2	0	1	0	1	1	0	<b>Philadelphia Phillies @ Colorado Rockies</b> Coors Field, Denver, CO Thu Jul 28 2005, 7:05 PM MDT Att: 22,015 - Clear - 90 F										
Dustan Mohr, R OBP: 0.267, SLG: 0.457										1	0	0	0	1	1	0											
Aaron Miles, S OBP: 0.300, SLG: 0.353										4	1	0	0	1	0	3											
5 Matt Holliday, R OBP: 0.355, SLG: 0.451										4	0	1	0	0	1	0											
27 Garrett Atkins, R OBP: 0.350, SLG: 0.419										3	2	2	1	1	0	0											
Eric Byrnes, R OBP: 0.330, SLG: 0.427										3	0	2	1	1	1	1											
Ryan Shealy, R OBP: 0.324, SLG: 0.367										3	0	0	0	0	0	3											
Randy Williams, L										0	0	0	0	0	0	0											
David Cortes, R										0	0	0	0	0	0	0											
Jorge Piedra, L OBP: 0.328, SLG: 0.441										1	0	1	1	0	0	0											
Mike DeJean, R										0	0	0	0	0	0	0											
Danny Ardoin, R OBP: 0.292, SLG: 0.333										3	1	1	0	0	1	1											
JD Closser, S OBP: 0.308, SLG: 0.366										1	0	0	0	0	1	2											
Anderson Machado, S OBP: 0.305, SLG: 0.319										3	0	0	0	0	2	1											
Desi Relaford, S										1	0	0	0	0	0	2											
49 Byung-Hyun Kim, R										1	0	0	1	0	0	0											
Luis Gonzalez, R										2	1	1	1	0	0	0											
<b>Inning Stats</b>	R: 0 E: 0 K: 0 S: 3	H: 0 LOB: 0 BB: 1 P: 7	R: 0 E: 0 K: 1 S: 9	H: 0 LOB: 0 BB: 1 P: 15	R: 1 E: 1 K: 1 S: 10	H: 2 LOB: 1 BB: 0 P: 17	R: 1 E: 0 K: 1 S: 12	H: 2 LOB: 1 BB: 0 P: 18	R: 0 E: 0 K: 0 S: 9	H: 0 LOB: 0 BB: 0 P: 15	R: 1 E: 0 K: 0 S: 9	H: 1 LOB: 1 BB: 2 P: 20	R: 1 E: 0 K: 1 S: 11	H: 1 LOB: 1 BB: 1 P: 18	R: 1 E: 0 K: 2 S: 17	H: 3 LOB: 2 BB: 0 P: 22	R: 0 E: 0 K: 1 S: 9	H: 0 LOB: 0 BB: 0 P: 13	1B: 6 2B: 2 3B: 0 HR: 1	SF: 1 SAC: 0 DP: 1 HBP: 0	WP: 0 PB: 0 CS: 0 SB: 0	PA: 38					
<b>PITCHER</b>	IP	WLS	BF	H	R	ER	SO	BB	IBB	HBP	BLK	WP	HR	S	P	ERA	WHIP										
Robinson Tejeda, R ERA: 2.95	5.1		21	5	3	2	4	3	0	0	0	0	0	47	83	3.38	1.500										
Geoff Geary, R ERA: 4.24	0.2	H	3	0	0	0	0	1	0	0	0	0	0	5	9	0.00	1.500										
Rheal Cormier, L ERA: 5.65	1.0	H	5	1	1	1	1	1	0	0	0	0	1	11	18	9.00	2.000										
Ugueth Urbina, R ERA: 3.56	1.0	W	6	3	1	1	2	0	0	0	0	0	0	17	22	9.00	3.000										
Billy Wagner, L ERA: 2.05	1.0	S	3	0	0	0	1	0	0	0	0	0	0	9	13	0.00	0.000										



Batter	1	2	3	4	5	6	7	8	9	AB	R	H	RBI	BB	SO	LOB	TOP		
11 Jimmy Rollins, S OBP: 0.323, SLG: 0.411	1-2 26 CS 1B	2-0 1B		0-0 G3		2-3 K		4-0 BB		4	0	2	2	1	1	0	Philadelphia Phillies @ Colorado Rockies Coors Field, Denver, CO Fri Jul 29 2005, 3:05 PM MDT Att: 21,855 - Sunny - 97 F		
Kenny Lofton, L OBP: 0.382, SLG: 0.392 Endy Chavez, L OBP: 0.312, SLG: 0.356	2-1 F9	1-1 1B		2-1 26 2B 1B		0-2 F7		2-2 F8		2	0	1	1	0	0	1			
26 Chase Utley, L OBP: 0.393, SLG: 0.549	3-2 G3	3-0 G3		2-2 1-H 2B			2-2 G3		4-1 G3 S BB	4	0	1	1	1	0	3			
Bobby Abreu, L OBP: 0.411, SLG: 0.493		2-2 6 BB 2B		0-0 F7		0-3 K2-3		3-1 F9		3-2 G3	5	1	1	0	0	1		2	
Pat Burrell, R OBP: 0.369, SLG: 0.501		4-0 BB 6 BB 11 1B BB		1-3 K		3-3 K		1-1 G5-3		4-0 IBB	3	1	0	0	2	2		0	
6 Ryan Howard, L OBP: 0.338, SLG: 0.474		4-2 BB 11 1B BB		1-1 1B		3-2 P6		1-3 K		0-3 K	4	1	1	0	1	2		2	
David Bell, R OBP: 0.307, SLG: 0.363		4-2 11 1B 1B BB		0-0 1B		0-1 2B		4-2 11 BB BB		3-1 G5-3	3	1	2	1	2	0		2	
Todd Pratt, R OBP: 0.313, SLG: 0.410		3-3 K		1-1 F9		1-3 K		4-2 11 BB BB		1-2 BB	3	0	0	0	1	2		6	
39 Brett Myers, R OBP: 0.163, SLG: 0.125 63 Ryan Madson, S ERA: 2.25 Tomas Perez, S OBP: 0.311, SLG: 0.311 Ugueth Urbina, R ERA: 3.99 Billy Wagner, L OBP: 0.500, SLG: 0.500		2-3 K		0-3 K		1-3 K		0-3 K		3-0 K	3	0	0	0	0	3		3	
																		AB 35 R 5 H 9 RBI 5 BB 8 SO 12 LOB 24	
<b>Inning Stats</b>	R: 0 E: 0 K: 0 S: 9	H: 1 LOB: 0 BB: 0 P: 15	R: 4 E: 0 K: 2 S: 20	H: 3 LOB: 2 BB: 3 P: 45	R: 0 E: 0 K: 1 S: 9	H: 2 LOB: 1 BB: 0 P: 12	R: 1 E: 0 K: 2 S: 12	H: 2 LOB: 1 BB: 0 P: 16	R: 0 E: 0 K: 2 S: 13	H: 0 LOB: 0 BB: 0 P: 20	R: 0 E: 0 K: 0 S: 7	H: 0 LOB: 0 BB: 0 P: 13	R: 0 E: 0 K: 2 S: 17	H: 0 LOB: 3 BB: 3 P: 32	R: 0 E: 0 K: 1 S: 9	H: 0 LOB: 2 BB: 2 P: 23	1B: 6 2B: 3 HR: 0 SF: 0 SAC: 0 DP: 0 HBP: 0	WP: 0 PB: 0 SB: 1 CS: 1	PA: 43
<b>PITCHER</b>	IP WLS BF H R ER SO BB IBB HBP BLK WP HR S P ERA WHIP																		
Jose Acevedo, R ERA: 4.85	3.0 L 17 6 4 4 3 3 0 0 0 0 0 0 38 72 12.00 3.000																		
Aquilino Lopez, R ERA: 2.25	4.0 15 3 1 1 6 0 0 0 0 0 0 0 41 61 2.25 0.750																		
Dan Miceli, R ERA: 2.81	1.0 6 0 0 0 2 3 0 0 0 0 0 0 17 32 0.00 3.000																		
40 Brian Fuentes, L ERA: 3.0	1.0 5 0 0 0 1 1 1 0 0 0 0 0 9 23 0.00 1.000																		

Batter	1	2	3	4	5	6	7	8	9	AB	R	H	RBI	BB	SO	LOB	BOTTOM	
18 Cory Sullivan, L OBP: 0.327, SLG: 0.352 JD Closser, S OBP: 0.306, SLG: 0.364	2-1 F8		2-0 F7		1-1 E1 5 HR 1B		2-3 K		2-3 K	4	1	1	0	0	1	2	Philadelphia Phillies @ Colorado Rockies Coors Field, Denver, CO Fri Jul 29 2005, 3:05 PM MDT Att: 21,855 - Sunny - 97 F	
Luis Gonzalez, R OBP: 0.332, SLG: 0.434	2-3 K		2-2 F7		1-2 G5-3		1-1 F8			4	0	0	1	0	1	3		
5 Matt Holliday, R OBP: 0.362, SLG: 0.473	1-2 E6 1B		2-2 2B		3-H 1-1 HR		2-1 G4-3			4	1	3	2	0	0	1		
27 Garrett Atkins, R OBP: 0.346, SLG: 0.413	0-0 F8		1-3 K		2-3 K			2-1 G5-3		4	0	0	0	0	2	3		
Eric Byrnes, R OBP: 0.325, SLG: 0.420		0-1 G6-3		0-1 F8		1-3 K		0-2 P5		4	0	0	0	0	1	0		
Ryan Sheehy, R OBP: 0.316, SLG: 0.382		2-2 G3 2B		2-2 G6-3		2-3 K		1-3 K		4	0	1	0	0	2	0		
Aaron Miles, S OBP: 0.304, SLG: 0.355		0-1 G3		0-0 1B		0-0 G4-3			3-2 1B	4	0	2	0	0	0	1		
Danny Ardoin, R OBP: 0.282, SLG: 0.320		2-2 K		2-3 K		2-3 K			0-3 K	4	0	0	0	0	4	3		
Jose Acevedo, R ERA: 3.21 Desi Relaford, S ERA: 3.99 Dan Miceli, R ERA: 2.81 40 Brian Fuentes, L OBP: 0.500, SLG: 0.500 Dustan Mohr, R OBP: 0.206, SLG: 0.454			1-2 5 2B HBP		0-0 E5 18 E 18 1B G5-3		4-2 BB		2-2 P4	0	0	0	0	0	0	0		AB 35 R 3 H 7 RBI 3 BB 1 SO 12 LOB 15
<b>Inning Stats</b>	R: 0 E: 1 K: 1 S: 11	H: 1 LOB: 1 BB: 0 P: 16	R: 0 E: 0 K: 1 S: 10	H: 1 LOB: 1 BB: 0 P: 14	R: 0 E: 0 K: 1 S: 14	H: 1 LOB: 1 BB: 0 P: 15	R: 3 E: 2 K: 2 S: 14	H: 2 LOB: 0 BB: 0 P: 20	R: 0 E: 0 K: 1 S: 10	H: 0 LOB: 1 BB: 1 P: 19	R: 0 E: 0 K: 1 S: 8	H: 0 LOB: 0 BB: 0 P: 11	R: 0 E: 0 K: 2 S: 13	H: 1 LOB: 1 BB: 0 P: 20	1B: 4 2B: 2 HR: 1 SF: 0 SAC: 0 DP: 0 HBP: 1	WP: 0 PB: 0 SB: 0 CS: 0		PA: 37
<b>PITCHER</b>	IP WLS BF H R ER SO BB IBB HBP BLK WP HR S P ERA WHIP																	
39 Brett Myers, R ERA: 3.21	6.2 W 29 6 3 2 9 1 0 1 0 0 0 0 76 114 2.70 1.050																	
63 Ryan Madson, R ERA: 3.99	0.1 H 1 0 0 0 0 0 0 0 0 0 0 0 2 4 0.00 0.000																	
Ugueth Urbina, R ERA: 3.49	1.0 H 3 0 0 0 1 0 0 0 0 0 0 0 8 11 0.00 0.000																	
Billy Wagner, L ERA: 2.01	1.0 S 4 1 0 0 2 0 0 0 0 0 0 0 13 20 0.00 1.000																	







Batter	1	2	3	4	5	6	7	8	9	AB	R	H	RBI	BB	SO	LOB	TOP								
11 Jimmy Rollins, S OBP: 0.327, SLG: 0.414 Geoff Geary, R OBP: 0.250, SLG: 0.250 Rheal Cormier, L OBP: 0.319, SLG: 0.395	1-1 G5-3 1B		0-2 G5-3 1-2		2-1 L7-4-3 1-1		0-1 G5-3		3-3 K	4	0	1	0	0	0	4	Philadelphia Phillies @ Colorado Rockies Coors Field, Denver, CO Sun Jul 31 2005, 1:05 PM MDT Att: 21,807 - Sunny - 90 F								
Jason Michaels, R OBP: 0.404, SLG: 0.401	3-2 G5-3 1-2		3-2 1B		0-2 G5-3		2-2 G1-3			4	0	1	0	0	0	1									
Bobby Abreu, L OBP: 0.406, SLG: 0.488 Matt Kata, S OBP: 0.300, SLG: 0.314	1-3 K		2-3 K		3-2 L7		1-1 F9			3	0	0	0	0	2	3									
Pat Burrell, R OBP: 0.378, SLG: 0.508	2-1 G5-3			2-2 K		3-2 1B		4-2 26 1B 2B		3	1	1	0	1	1	1									
26 Chase Utley, L OBP: 0.389, SLG: 0.540		2-3 K		2-3 K		1-1 G4-3		0-1 2B 1B		4	1	1	0	0	2	1									
David Bell, R OBP: 0.313, SLG: 0.370		0-3 K		4-2 BB			1-1 FC6-5 1B	2-0 1B 2B		3	0	2	2	1	1	0									
Tomas Perez, S OBP: 0.301, SLG: 0.302		1-3 K		3-2 P3			1-3 K	1-0 G4-3		4	0	0	0	0	2	3									
Todd Pratt, R OBP: 0.319, SLG: 0.407			2-3 K		1-2 21 FC1-6 HBP		2-0 FC6-5 1B	0-0 L9		3	0	1	0	0	1	0									
21 Jon Lieber, L OBP: 0.068, SLG: 0.093 Aaron Fultz, L OBP: 0.500, SLG: 0.500 Andy Chavez, L OBP: 0.302, SLG: 0.344 Ramon Martinez, R OBP: 0.307, SLG: 0.280			2-2 1B G5-3 1B		2-2 FC1-6 L7-4-3		3-1 FC6-5	1-0 G5-3		2	0	1	0	0	0	1									
<b>Inning Stats</b>	R: 0 E: 0 K: 1 S: 11	H: 1 LOB: 1 BB: 0 P: 18	R: 0 E: 0 K: 3 S: 10	H: 0 LOB: 0 BB: 0 P: 13	R: 0 E: 0 K: 2 S: 16	H: 2 LOB: 2 BB: 0 P: 25	R: 0 E: 0 K: 2 S: 13	H: 0 LOB: 1 BB: 1 P: 24	R: 0 E: 0 K: 0 S: 7	H: 0 LOB: 0 BB: 0 P: 12	R: 0 E: 0 K: 0 S: 13	H: 1 LOB: 1 BB: 0 P: 20	R: 0 E: 0 K: 1 S: 10	H: 2 LOB: 2 BB: 0 P: 17	R: 2 E: 0 K: 0 S: 11	H: 2 LOB: 1 BB: 1 P: 21		R: 0 E: 0 K: 1 S: 5	H: 0 LOB: 0 BB: 0 P: 9	1B: 7 2B: 2 3B: 0 HR: 0	SF: 0 SAC: 0 DP: 1 HBP: 1	WP: 0 PB: 0 SB: 0 CS: 0	PA: 37		
<b>PITCHER</b>	IP WLS BF H R ER SO BB IBB HBP BLK WP HR S P ERA WHIP	6.0 W 23 4 0 0 8 1 0 1 0 0 0 70 112 0.00 0.833	1.0 5 2 2 0 1 0 0 0 0 0 0 0 10 17 0.00 2.000	1.0 6 2 2 2 0 1 0 0 0 0 0 0 11 21 18.00 3.000	1.0 3 0 0 0 1 0 0 0 0 0 0 0 5 9 0.00 0.000																				



Batter	1	2	3	4	5	6	7	8	9	AB	R	H	RBI	BB	SO	LOB	BOTTOM							
18 Cory Sullivan, L OBP: 0.324, SLG: 0.350	1-2 G4-3			0-0 6 SH3-4 1B	0-0 SF8	2-2 L4				3	0	1	1	0	0	1	Philadelphia Phillies @ Colorado Rockies Coors Field, Denver, CO Sun Jul 31 2005, 1:05 PM MDT Att: 21,807 - Sunny - 90 F							
6 Omar Quintanilla, L OBP: 0.333, SLG: 0.333	1-1 L6			0-0 SH3-4	0-1 5 HBP 2B 1B	1-0 F8				3	1	1	0	0	0	1								
5 Matt Holliday, R OBP: 0.362, SLG: 0.492	1-3 K			1-2 K	2-2 27 2B HBP		0-0 F8			3	1	0	0	0	2	1								
27 Garrett Atkins, R OBP: 0.344, SLG: 0.410		2-2 F7		1-0 G4-3	2-2 1B 2B		4-2 G4-3 BB			3	1	1	3	1	0	1								
Ryan Shealy, R OBP: 0.370, SLG: 0.476		0-2 P3			2B 1B		1-2 G4-3			4	2	2	1	0	0	1								
Dustan Mohr, R OBP: 0.269, SLG: 0.476		1-3 K			2B 2B			2-1 F8		4	2	2	2	0	1	0								
Luis Gonzalez, R OBP: 0.321, SLG: 0.419			0-1 G6-3		G5-3			3-2 F8		4	0	0	0	0	0	2								
JD Closser, S OBP: 0.311, SLG: 0.373			0-0 G6-3		1-0 26 1B 18 SF8 1B	0-0 2B		0-0 F8		4	1	2	1	0	0	0								
26 Jeff Francis, L OBP: 0.233, SLG: 0.205 Aaron Miles, S OBP: 0.306, SLG: 0.356 David Cortes, R OBP: 0.306, SLG: 0.356 Dan Miceli, R OBP: 0.306, SLG: 0.356 40 Brian Fuentes, L OBP: 0.307, SLG: 0.280			1-3 K		1-2 5 HBP 27 2B 1B	0-2 L7				2	1	1	1	0	1	0								
<b>Inning Stats</b>	R: 0 E: 0 K: 1 S: 10	H: 0 LOB: 0 BB: 0 P: 13	R: 0 E: 0 K: 1 S: 9	H: 0 LOB: 0 BB: 0 P: 12	R: 0 E: 0 K: 1 S: 6	H: 0 LOB: 0 BB: 0 P: 7	R: 0 E: 0 K: 1 S: 6	H: 1 LOB: 1 BB: 0 P: 8	R: 9 E: 0 K: 0 S: 28	H: 8 LOB: 0 BB: 0 P: 37	R: 0 E: 0 K: 0 S: 8	H: 1 LOB: 1 BB: 0 P: 11	R: 0 E: 0 K: 0 S: 6	H: 0 LOB: 0 BB: 1 P: 11	R: 0 E: 0 K: 0 S: 6	H: 0 LOB: 0 BB: 0 P: 11		1B: 6 2B: 3 3B: 0 HR: 1	SF: 1 SAC: 1 DP: 1 HBP: 1	WP: 0 PB: 0 SB: 0 CS: 0	PA: 35			
<b>PITCHER</b>	IP WLS BF H R ER SO BB IBB HBP BLK WP HR S P ERA WHIP	4.2 L 24 9 9 9 4 0 0 0 0 0 0 10 13 0.00 0.750	1.1 5 1 0 0 0 0 0 0 0 0 0 0 6 11 0.00 1.000	1.0 3 0 0 0 0 0 0 0 0 0 0 0 6 11 0.00 0.000																				





Batter	1	2	3	4	5	6	7	8	9	AB	R	H	RBI	BB	SO	LOB	TOP					
Matt Lawton, L (1,7) OBP: 0.380, SLG: 0.433 46 Ryan Dempster, R (9,1) OBP: 0.077, SLG: 0.077	G4-3		G1-6-3		F7			BB 16 1B SH1-3 1B	2B 1B	5	1	2	0	0	0	1						
Jerry Hairston, R (1,8) OBP: 0.344, SLG: 0.386	K		BB		G6-3			SH1-3	2B	3	0	1	0	1	1	0						
25 Derrek Lee, R (1,3) OBP: 0.439, SLG: 0.696	2B		BB		P4			BB 16 1B IBB	IBB	3	1	1	0	2	1	1						
Jeremy Burnitz, L (1,9) OBP: 0.339, SLG: 0.468	F9				16 BB 1B			BB 16 1B	K	4	0	1	0	1	2	4						
16 Aramis Ramirez, R (1,5) OBP: 0.366, SLG: 0.587					G4-6-3 BB			F9	1B	3	0	1	2	1	1	0						
Todd Walker, L (1,4) OBP: 0.348, SLG: 0.477	G6-3				F8			G6-3	2B	4	0	2	0	0	0	2						
Neifi Perez, S (1,6) OBP: 0.284, SLG: 0.373					G4-6-3			G6-3	K	3	0	0	0	1	1	5						
Michael Barrett, R (1,2) OBP: 0.335, SLG: 0.469	G3				G5-3				P3	3	0	0	0	1	0	1						
38 Carlos Zambrano, S (1,1) OBP: 0.250, SLG: 0.365 Todd Hollandsworth, L (9,PH) OBP: 0.300, SLG: 0.366					F7			G3	F7	3	0	1	0	0	0	2						
<b>Inning Stats</b>	R: 0 E: 0 K: 1 S: 10	H: 1 LOB: 1 BB: 0 P: 16	R: 0 E: 0 K: 1 S: 9	H: 0 LOB: 1 BB: 1 P: 18	R: 0 E: 0 K: 1 S: 12	H: 1 LOB: 1 BB: 1 P: 19	R: 0 E: 0 K: 0 S: 9	H: 1 LOB: 1 BB: 1 P: 20	R: 0 E: 0 K: 0 S: 5	H: 0 LOB: 0 BB: 0 P: 7	R: 0 E: 0 K: 1 S: 7	H: 0 LOB: 0 BB: 0 P: 9	R: 0 E: 0 K: 0 S: 8	H: 1 LOB: 2 BB: 1 P: 17	R: 2 E: 0 K: 1 S: 14	H: 3 LOB: 2 BB: 2 P: 27	R: 0 E: 0 K: 1 S: 11	H: 2 LOB: 3 BB: 1 P: 20	1B: 6 2B: 3 3B: 0 HR: 0	SF: 0 SAC: 1 DP: 2 HBP: 0	WP: 0 PB: 0 SB: 0 CS: 0	PA: 40
<b>PITCHER</b>	IP	WLS	BF	H	R	ER	SO	BB	IBB	HBP	BLK	WP	HR	S	P	ERA	WHIP					
Vicente Padilla, R (1,1) ERA: 5.19	7.1	L	31	5	2	2	4	4	2	0	0	0	0	67	123	2.46	1.227					
Ugueth Urbina, R (8,1) ERA: 3.39	0.2		3	2	0	0	1	0	0	0	0	0	0	7	10	0.00	3.000					
63 Ryan Madson, R (9,1) ERA: 3.73	1.0		6	2	0	0	1	0	1	0	0	0	0	11	20	0.00	2.000					

**Chicago Cubs @ Philadelphia Phillies**  
Citizens Bank Park, Philadelphia, PA  
Tue Aug 02 2005, 7:05 PM EDT  
Att: 32,585 - Partly Cloudy - 90 F

**AB 32**  
**R 2**  
**H 9**  
**RBI 2**  
**BB 7**  
**SO 6**  
**LOB 16**



Batter	1	2	3	4	5	6	7	8	9	AB	R	H	RBI	BB	SO	LOB	BOTTOM				
11 Jimmy Rollins, S (1,6) OBP: 0.326, SLG: 0.412	1B		G4-3			FC6-4		F7		4	0	1	0	0	0	1					
Kenny Lofton, L (1,8) OBP: 0.380, SLG: 0.394	F7		K			FC4-6			P6	4	0	0	0	0	1	2					
26 Chase Utley, L (1,4) OBP: 0.387, SLG: 0.535	K				P5				BB 6 BB	3	1	0	0	1	1	2					
Bobby Abreu, L (1,9) OBP: 0.409, SLG: 0.492	G4-3				G4-3			G4-3	BB	3	0	2	0	1	0	0					
Pat Burrell, R (1,7) OBP: 0.376, SLG: 0.504 Matt Kata, S (9,PR) OBP: 0.300, SLG: 0.314	P5				K			G4-3	BB	3	0	0	0	1	1	3					
6 Ryan Howard, L (1,3) OBP: 0.353, SLG: 0.488					L7			G1-3		3	0	1	1	1	0	1					
David Bell, R (1,5) OBP: 0.309, SLG: 0.366					P5			G6-3		4	0	0	0	0	1	5					
Mike Lieberthal, R (1,2) OBP: 0.315, SLG: 0.391 Tomas Perez, S (9,PH) OBP: 0.299, SLG: 0.299					G6-3			G6-3	K	3	0	0	0	0	0	0					
Vicente Padilla, R (1,1) OBP: 0.167, SLG: 0.261 Ugueth Urbina, R (8,1) Endy Chavez, L (9,PH) OBP: 0.299, SLG: 0.341 63 Ryan Madson, L (9,1)					K			G4-3		1	0	0	0	1	1	0					
<b>Inning Stats</b>	R: 0 E: 0 K: 1 S: 13	H: 2 LOB: 2 BB: 0 P: 19	R: 0 E: 0 K: 0 S: 6	H: 1 LOB: 0 BB: 0 P: 9	R: 0 E: 0 K: 2 S: 8	H: 0 LOB: 0 BB: 0 P: 12	R: 0 E: 0 K: 1 S: 10	H: 0 LOB: 0 BB: 0 P: 15	R: 0 E: 0 K: 0 S: 7	H: 0 LOB: 0 BB: 0 P: 12	R: 0 E: 0 K: 0 S: 8	H: 1 LOB: 1 BB: 1 P: 13	R: 0 E: 0 K: 0 S: 8	H: 0 LOB: 0 BB: 0 P: 12	R: 1 E: 0 K: 2 S: 20	H: 0 LOB: 3 BB: 4 P: 41	1B: 3 2B: 1 3B: 0 HR: 0	SF: 0 SAC: 0 DP: 1 HBP: 0	WP: 0 PB: 0 SB: 0 CS: 0	PA: 35	
<b>PITCHER</b>	IP	WLS	BF	H	R	ER	SO	BB	IBB	HBP	BLK	WP	HR	S	P	ERA	WHIP				
38 Carlos Zambrano, R (1,1) ERA: 3.24	8.0	W	28	4	0	0	4	1	0	0	0	0	0	68	104	0.00	0.625				
46 Ryan Dempster, R (9,1) ERA: 4.03	1.0	S	7	0	1	1	2	4	0	0	0	0	0	20	41	9.00	4.000				

**Chicago Cubs @ Philadelphia Phillies**  
Citizens Bank Park, Philadelphia, PA  
Tue Aug 02 2005, 7:05 PM EDT  
Att: 32,585 - Partly Cloudy - 90 F

**AB 30**  
**R 1**  
**H 4**  
**RBI 1**  
**BB 5**  
**SO 6**  
**LOB 17**





Batter	1	2	3	4	5	6	7	8	9	AB	R	H	RBI	BB	SO	LOB	TOP										
<b>Matt Lawton, L</b> OBP: 0.379, SLG: 0.431	1-1 1B		0-3 K		0-1 P6		2-3 K			4	0	1	0	0	2	3											
<b>Jerry Hairston, R</b> OBP: 0.341, SLG: 0.382 <b>13 Will Ohman, L</b> OBP: 0.312, SLG: 0.543 <b>19 Matt Murton, R</b> OBP: 0.309, SLG: 0.365 <b>44 Roberto Novoa, R</b> OBP: 0.437, SLG: 0.691	1-2 P4			1-0 F7		1-2 L9		2-3 K		3	0	0	0	0	0	1											
<b>5 Ronny Cedeno, R</b> OBP: 0.336, SLG: 0.355 <b>25 Derrek Lee, R</b> OBP: 0.437, SLG: 0.691	1-3 K			1-2 P3		0-0 G6-3		4-0 BB		3	0	0	0	1	1												
<b>Jeromy Burnitz, L</b> OBP: 0.336, SLG: 0.463	0-2 P2			0-0 G3-1		1-2 P6		1-1 P5		4	0	0	0	0	2												
<b>16 Aramis Ramirez, R</b> OBP: 0.365, SLG: 0.584		2-3 K			1-2 1B SF9 1B		0-1 2B 2B		2-2 F8		4	2	1	0	0	1											
<b>Todd Walker, L</b> OBP: 0.347, SLG: 0.473		1-1 F8			0-0 1B		3-3 K		0-2 G1-3		4	0	1	0	0	1											
<b>Neifi Perez, S</b> OBP: 0.286, SLG: 0.377 <b>Mike Remlinger, L</b> OBP: 0.331, SLG: 0.463	1-0 F7				1-1 1B		2-1 2B		0-2 P6		4	1	2	0	0	0											
<b>43 Michael Wuerztz, R</b>					1-2 2-3 1B		1-3 2B		1-2 F8		4	0	0	0	2	5											
<b>Michael Barrett, R</b> OBP: 0.331, SLG: 0.463			2-3 K		0-3 K		0-2 L5		1-2 F8		1	0	0	0	0	1											
<b>Jerome Williams, R</b> OBP: 0.071, SLG: 0.071 <b>Jose Macias, S</b> OBP: 0.353, SLG: 0.351 <b>Glendon Rusch, L</b> OBP: 0.182, SLG: 0.180 <b>Todd Hollandsworth, L</b> OBP: 0.302, SLG: 0.393			1-3 K		1-1 SF9		1-0 2B				1	0	0	0	0	1											
<b>Inning Stats</b>	R: 0 E: 0 K: 1 S: 13	H: 1 LOB: 1 BB: 0 P: 16	R: 0 E: 0 K: 1 S: 9	H: 0 LOB: 0 BB: 0 P: 13	R: 0 E: 0 K: 3 S: 11	H: 0 LOB: 0 BB: 0 P: 14	R: 0 E: 0 K: 0 S: 5	H: 0 LOB: 0 BB: 0 P: 7	R: 1 E: 0 K: 1 S: 14	H: 3 LOB: 2 BB: 0 P: 17	R: 0 E: 0 K: 0 S: 10	H: 0 LOB: 0 BB: 0 P: 12	R: 2 E: 1 K: 2 S: 15	H: 2 LOB: 1 BB: 0 P: 23	R: 0 E: 0 K: 1 S: 10	H: 0 LOB: 1 BB: 1 P: 19	R: 0 E: 0 K: 0 S: 10	H: 0 LOB: 0 BB: 0 P: 11	1B: 4 2B: 2 3B: 0 HR: 0	SF: 1 SAC: 0 DP: 0 HBP: 0	WP: 0 PA: 35 PB: 0 SB: 0 CS: 0						
<b>PITCHER</b>	IP	WLS	BF	H	R	ER	SO	BB	IBB	HBP	BLK	WP	HR	S	P	ERA	WHIP										
<b>Robinson Tejeda, R</b> ERA: 2.8	6.0		22	4	1	1	6	0	0	0	0	0	0	62	79	1.50	0.667										
<b>63 Ryan Madson, R</b> ERA: 3.69	0.2	H	4	1	2	0	1	0	0	0	0	0	0	11	16	0.00	1.500										
<b>Rheal Cormier, L</b> ERA: 5.45	0.1	B	2	1	0	0	1	0	0	0	0	0	0	4	7	0.00	3.000										
<b>Ugueth Urbina, R</b> ERA: 3.31	1.0		4	0	0	0	1	1	0	0	0	0	0	10	19	0.00	1.000										
<b>Billy Wagner, L</b> ERA: 1.93	1.0	W	3	0	0	0	0	0	0	0	0	0	0	10	11	0.00	0.000										

Chicago Cubs @ Philadelphia Phillies  
Citizens Bank Park, Philadelphia, PA  
Wed Aug 03 2005, 7:05 PM EDT  
Att: 34,727 - Clear - 91 F

AB 33  
R 3  
H 6  
RBI 3  
BB 1  
SO 9  
LOB 14



Batter	1	2	3	4	5	6	7	8	9	AB	R	H	RBI	BB	SO	LOB	BOTTOM										
<b>11 Jimmy Rollins, S</b> OBP: 0.325, SLG: 0.412	0-0 G1-4-3	3-1 FC4-6		2-2 FC6-4			1-1 F8		1-1 G3 PB 2B	5	1	1	1	0	0	3											
<b>Kenny Lofton, L</b> OBP: 0.377, SLG: 0.389	1-1 G4-3	0-1 F7			1-3 K		1-2 WP 1B		3-2 G3	5	0	1	0	0	1	3											
<b>26 Chase Utley, L</b> OBP: 0.385, SLG: 0.529	0-1 G6-3		3-1 F8		2-3 K		2-3 K		4-0 IBB IBB	4	0	0	0	1	2	1											
<b>Bobby Abreu, L</b> OBP: 0.409, SLG: 0.492		1-2 6 1B SF7 2B	0-1 G3-1		0-3 K		3-3 K		4-0 IBB IBB	4	1	1	0	1	2	1											
<b>Pat Burrell, R</b> OBP: 0.377, SLG: 0.501		4-1 6 1B BB	1-1 1B		1-2 L8		2-2 L8		3-3 K	4	1	1	0	1	1	2											
<b>6 Ryan Howard, L</b> OBP: 0.357, SLG: 0.488		1-1 SH 11 FC4-6 1B	0-3 K		2-3 K		1-1 WP 1B		3-3 K	4	1	2	0	0	2	1											
<b>David Bell, R</b> OBP: 0.311, SLG: 0.368	0-1 SF7			1-1 P3		3-2 1B 1B		0-1 WP 1B		3	0	2	1	0	0	0											
<b>Mike Lieberthal, R</b> OBP: 0.318, SLG: 0.392	3-H 1-2 11 FC4-6 SH 1B			3-1 P4		1-2 1B		2-1 L7		4	0	2	1	0	0	2											
<b>Robinson Tejeda, R</b> OBP: 0.143, SLG: 0.286 <b>Jason Michaels, R</b> OBP: 0.402, SLG: 0.399 <b>63 Ryan Madson, L</b> ERA: 3.79 <b>Rheal Cormier, L</b> ERA: 5.45 <b>Ugueth Urbina, R</b> ERA: 3.31 <b>Tomas Perez, S</b> OBP: 0.297, SLG: 0.297 <b>Billy Wagner, L</b> ERA: 1.93	0-1 SH 11 FC4-6 1B			2-2 P3		2-3 K		2-1 F8		1	0	1	0	0	0	0											
<b>Inning Stats</b>	R: 0 E: 0 K: 0 S: 5	H: 0 LOB: 0 BB: 0 P: 6	R: 3 E: 1 K: 0 S: 21	H: 3 LOB: 2 BB: 1 P: 31	R: 0 E: 0 K: 1 S: 9	H: 1 LOB: 1 BB: 0 P: 13	R: 0 E: 0 K: 0 S: 12	H: 1 LOB: 1 BB: 0 P: 20	R: 0 E: 0 K: 3 S: 9	H: 0 LOB: 0 BB: 0 P: 12	R: 0 E: 0 K: 2 S: 18	H: 2 LOB: 2 BB: 0 P: 27	R: 0 E: 0 K: 2 S: 11	H: 1 LOB: 1 BB: 0 P: 18	R: 0 E: 0 K: 0 S: 11	H: 2 LOB: 3 BB: 0 P: 18	R: 1 E: 0 K: 1 S: 8	H: 1 LOB: 3 BB: 2 P: 23	1B: 9 2B: 2 3B: 0 HR: 0	SF: 1 SAC: 1 DP: 0 HBP: 0	WP: 2 PA: 41 PB: 1 SB: 0 CS: 0						
<b>PITCHER</b>	IP	WLS	BF	H	R	ER	SO	BB	IBB	HBP	BLK	WP	HR	S	P	ERA	WHIP										
<b>Jerome Williams, R</b> ERA: 4.6	4.0		19	5	3	2	1	1	0	0	0	0	0	47	70	4.50	1.500										
<b>Glendon Rusch, L</b> ERA: 3.79	2.0		8	2	0	0	5	0	0	0	0	0	0	27	39	0.00	1.000										
<b>13 Will Ohman, L</b> ERA: 2.88	1.0		4	1	0	0	2	0	0	0	0	1	0	11	18	0.00	1.000										
<b>44 Roberto Novoa, R</b> ERA: 4.01	1.0		5	2	0	0	0	0	0	0	0	1	0	11	18	0.00	2.000										
<b>Mike Remlinger, L</b> ERA: 4.91	0.1	L	4	1	1	0	0	0	2	0	0	0	0	5	17	0.00	3.000										
<b>43 Michael Wuerztz, R</b> ERA: 4.84	0.1		1	0	0	0	1	0	0	0	0	0	0	3	6	0.00	0.000										

Chicago Cubs @ Philadelphia Phillies  
Citizens Bank Park, Philadelphia, PA  
Wed Aug 03 2005, 7:05 PM EDT  
Att: 34,727 - Clear - 91 F

AB 36  
R 4  
H 11  
RBI 3  
BB 3  
SO 9  
LOB 17









Batter	1	2	3	4	5	6	7	8	9	10	AB	R	H	RBI	BB	SO	LOB	TOP									
Brady Clark, R OBP: 0.380, SLG: 0.432 (1, 8)	P3		K			G6-3		G6-3		L9	5	0	0	0	0	1	1										
23 Rickie Weeks Jr., R OBP: 0.358, SLG: 0.429 (1, 4)	G1-3		K			G4-3		G6-3		G5-3	5	0	0	0	0	1	1										
Lyle Overbay, L OBP: 0.379, SLG: 0.482 (1, 3)	1B				G6-3	1B				G1-3	4	0	2	0	0	0	0										
Carlos Lee, R OBP: 0.341, SLG: 0.536 (1, 7)	K			L7		1B				G6-3	4	0	1	0	0	1	1										
Geoff Jenkins, L OBP: 0.334, SLG: 0.501 (1, 9)		HR		G6-3		K2-3				G4-3	4	1	1	1	0	1	2										
2 Bill Hall, R OBP: 0.321, SLG: 0.489 (1, 5)		K			G5-3			K		1B	4	1	1	0	0	2	0										
Damian Miller, R OBP: 0.333, SLG: 0.413 (1, 2)			K2-3		G4-3			K		E9	4	1	1	0	0	2	0										
7 J.J. Hardy, R OBP: 0.315, SLG: 0.317 (1, 6)	P6					2B		F7		G6-3	4	0	1	0	0	0	0										
15 Ben Sheets, R OBP: 0.331, SLG: 0.474 Wes Helms, R OBP: 0.331, SLG: 0.474 Trent Durrington, R OBP: 0.300, SLG: 0.371 Matt Wise, R OBP: 1.000, SLG: 1.000 (10, PH)			K			G1-3		B5-3		HBP	3	0	0	0	0	1	1										
<b>Inning Stats</b>	R: 0 E: 0 K: 1 S: 13	H: 1 LOB: 1 BB: 0 P: 19	R: 1 E: 0 K: 2 S: 10	H: 1 LOB: 0 BB: 0 P: 13	R: 0 E: 0 K: 3 S: 11	H: 0 LOB: 0 BB: 0 P: 17	R: 0 E: 0 K: 2 S: 4	H: 0 LOB: 0 BB: 0 P: 5	R: 0 E: 0 K: 0 S: 9	H: 1 LOB: 1 BB: 0 P: 15	R: 0 E: 0 K: 1 S: 11	H: 2 LOB: 2 BB: 0 P: 17	R: 0 E: 0 K: 2 S: 10	H: 0 LOB: 0 BB: 0 P: 15	R: 0 E: 0 K: 0 S: 8	H: 0 LOB: 0 BB: 0 P: 13	R: 0 E: 0 K: 0 S: 6	H: 0 LOB: 0 BB: 0 P: 10	R: 2 E: 1 K: 0 S: 13	H: 2 LOB: 2 BB: 0 P: 20	1B: 4 2B: 2 3B: 0 HR: 1	SF: 0 SAC: 0 DP: 0 HBP: 1	WP: 0 PB: 0 SB: 1 CS: 0	PA: 38			
<b>PITCHER</b>	IP 8.0	WLS 29	H 5	R 1	ER 1	SO 9	BB 0	IBB 0	HBP 0	BLK 0	WP 0	HR 1	S 76	P 114	ERA 1.12	WHIP 0.625											
Cory Lidle, R ERA: 4.58 (1, 1)	1.0	3	0	0	0	0	0	0	0	0	0	0	6	10	0.00	0.000											
Rheal Cormier, L ERA: 5.31 (9, 1)	1.0	L	6	2	2	1	0	0	0	1	0	0	0	13	20	9.00	2.000										
Geoff Geary, R ERA: 4.62 (10, 1)																											

Milwaukee Brewers @ Philadelphia Phillies  
Citizens Bank Park, Philadelphia, PA  
Fri Aug 05 2005, 7:15 PM EDT  
Att: 31,759 - Partly Cloudy - 88 F

AB	37
R	3
H	7
RBI	1
BB	0
SO	9
LOB	6



Batter	1	2	3	4	5	6	7	8	9	10	AB	R	H	RBI	BB	SO	LOB	BOTTOM									
11 Jimmy Rollins, S OBP: 0.320, SLG: 0.405 (1, 6)	G4-3			K		P5		P6		K	5	0	0	0	0	2	3										
Jason Michaels, R OBP: 0.404, SLG: 0.395 (1, 8)	G6-3			L9		1B				F9	4	0	1	0	0	0	3										
26 Chase Utley, L OBP: 0.363, SLG: 0.530 (1, 4)	K			F9		F8		G3-1		F8	5	0	0	0	0	1	6										
Bobby Abreu, L OBP: 0.408, SLG: 0.505 (1, 9)		F7		K2-3						K2-3	4	1	1	1	0	2	1										
Pat Burrell, R OBP: 0.379, SLG: 0.500 Kenny Lofton, L OBP: 0.377, SLG: 0.389 (9, PR)		K		G5-3	BB	HR		G5-3		G4-3	3	0	1	0	1	1	0										
6 Ryan Howard, L OBP: 0.344, SLG: 0.482 (1, 3)		L3		G5-3	BB			K		G4-3	3	0	0	0	1	1	1										
David Bell, R OBP: 0.308, SLG: 0.363 Geoff Geary, R OBP: 0.250, SLG: 0.250 (1, 5)			L6		G5-3			G4-3		L8	4	0	0	0	0	0	4										
Mike Lieberthal, R OBP: 0.317, SLG: 0.390 (1, 2)			F9		G4-3					E5	4	0	1	0	0	0	1										
Cory Lidle, R OBP: 0.205, SLG: 0.184 Endy Chavez, L OBP: 0.253, SLG: 0.333 Rheal Cormier, L (9, 1)			K			G1-3		B2		1B	2	0	0	0	0	1	0										
Tomas Perez, S OBP: 0.302, SLG: 0.302 (10, 5)										1B	1	0	1	0	0	0	0										
<b>Inning Stats</b>	R: 0 E: 0 K: 1 S: 10	H: 0 LOB: 0 BB: 0 P: 13	R: 0 E: 0 K: 1 S: 7	H: 0 LOB: 0 BB: 0 P: 11	R: 0 E: 0 K: 1 S: 5	H: 0 LOB: 0 BB: 0 P: 8	R: 0 E: 0 K: 2 S: 15	H: 0 LOB: 1 BB: 0 P: 20	R: 0 E: 0 K: 0 S: 12	H: 0 LOB: 1 BB: 2 P: 24	R: 0 E: 0 K: 1 S: 10	H: 1 LOB: 1 BB: 0 P: 16	R: 1 E: 0 K: 1 S: 8	H: 1 LOB: 0 BB: 0 P: 11	R: 0 E: 0 K: 0 S: 6	H: 1 LOB: 2 BB: 0 P: 11	R: 0 E: 0 K: 1 S: 9	H: 1 LOB: 2 BB: 0 P: 12	R: 0 E: 1 K: 1 S: 15	H: 1 LOB: 2 BB: 0 P: 22	1B: 3 2B: 1 3B: 0 HR: 1	SF: 0 SAC: 0 DP: 1 HBP: 1	WP: 1 PB: 0 SB: 1 CS: 0	PA: 39			
<b>PITCHER</b>	IP 9.0	WLS 34	H 4	R 1	ER 1	SO 7	BB 2	IBB 0	HBP 1	BLK 0	WP 1	HR 1	S 82	P 126	ERA 1.00	WHIP 0.667											
15 Ben Sheets, R ERA: 3.1 (1, 1)	1.0	S	5	1	0	0	0	0	0	0	0	0	0	15	22	0.00	1.000										
Matt Wise, R ERA: 3.21 (10, 1)																											

Milwaukee Brewers @ Philadelphia Phillies  
Citizens Bank Park, Philadelphia, PA  
Fri Aug 05 2005, 7:15 PM EDT  
Att: 31,759 - Partly Cloudy - 88 F

AB	36
R	1
H	5
RBI	1
BB	2
SO	8
LOB	20





Batter	1	2	3	4	5	6	7	8	9	AB	R	H	RBI	BB	SO	LOB	TOP				
Brady Clark, R OBP: 0.379, SLG: 0.430 (1, 8)	G5-3		P4		P6			G1-6-3 23 1B		4	0	1	0	0	0	0					
23 Rickie Weeks Jr., R OBP: 0.356, SLG: 0.425 (1, 4)	K		G3			P3		G1-6-3 1B		4	0	1	0	0	0	1					
Lyle Overbay, L OBP: 0.380, SLG: 0.482 (1, 3)	G4-3							G1-6-3 1B		4	0	2	0	0	0	2					
Carlos Lee, R OBP: 0.338, SLG: 0.531 Chris Magruder, S OBP: 0.299, SLG: 0.356 (8, 7)			F8		K			F8		4	0	0	0	0	1	3					
Geoff Jenkins, L OBP: 0.386, SLG: 0.542 Trent Durrington, R OBP: 0.444, SLG: 0.500 (9, PH)					F8			F8		3	1	1	0	0	0	1					
Damian Miller, R OBP: 0.332, SLG: 0.410 (1, 2)					G1-3					4	0	1	1	0	2	0					
Russell Branyan, L OBP: 0.336, SLG: 0.474 Wes Helms, R OBP: 0.336, SLG: 0.474 (9, PH)										2	1	1	1	1	1	0					
7 J.J. Hardy, R OBP: 0.311, SLG: 0.312 (1, 6)										4	0	0	0	0	2	3					
39 Chris Capuano, L OBP: 0.102, SLG: 0.125 Rick Helling, R OBP: 0.311, SLG: 0.312 Justin Lehr, R OBP: 0.311, SLG: 0.312 (6, 1)										2	0	0	0	0	1	2					
										0	0	0	0	0	0	0					
										1	0	0	0	0	1	0					
<b>Inning Stats</b>	R: 0 E: 0 K: 1 S: 8	H: 0 LOB: 0 BB: 0 P: 15	R: 1 E: 0 K: 1 S: 17	H: 2 LOB: 2 BB: 1 P: 27	R: 0 E: 0 K: 1 S: 8	H: 1 LOB: 1 BB: 0 P: 11	R: 0 E: 0 K: 1 S: 5	H: 0 LOB: 0 BB: 0 P: 7	R: 0 E: 0 K: 0 S: 8	H: 1 LOB: 1 BB: 0 P: 13	R: 1 E: 0 K: 2 S: 9	H: 1 LOB: 0 BB: 0 P: 14	R: 0 E: 0 K: 0 S: 11	H: 2 LOB: 1 BB: 0 P: 18	R: 0 E: 0 K: 2 S: 10	H: 0 LOB: 1 BB: 1 P: 17	1B: 5 2B: 1 3B: 0 HR: 1	SF: 0 SAC: 0 DP: 1 HBP: 0	WP: 0 PB: 0 CS: 0	PA: 35	
<b>PITCHER</b>	IP	WLS	BF	H	R	ER	SO	BB	IBB	HBP	BLK	WP	HR	S	P	ERA	WHIP				
21 Jon Lieber, R ERA: 5.0 Aaron Fultz, L ERA: 2.28	7.0	W	29	7	2	2	7	1	0	0	0	0	1	70	109	2.57	1.143				
	2.0		6	0	0	0	2	1	0	0	0	0	0	14	24	0.00	0.500				

Milwaukee Brewers @ Philadelphia Phillies  
Citizens Bank Park, Philadelphia, PA  
Sat Aug 06 2005, 7:05 PM EDT  
Att: 35,800 - Cloudy - 83 F

AB 33  
R 2  
H 7  
RBI 2  
BB 2  
SO 9  
LOB 11



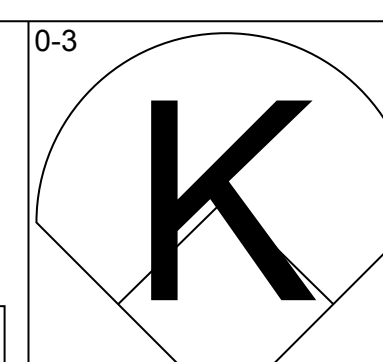
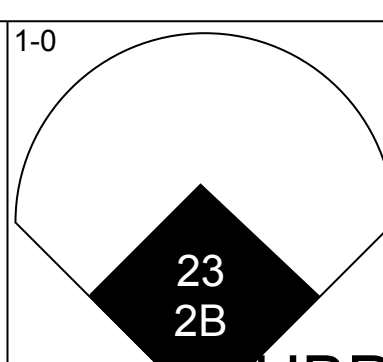
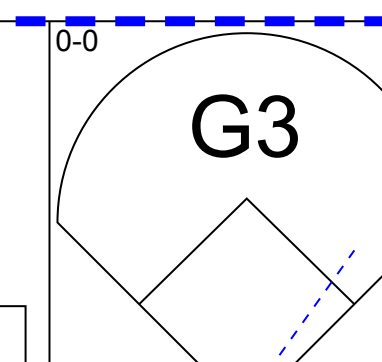
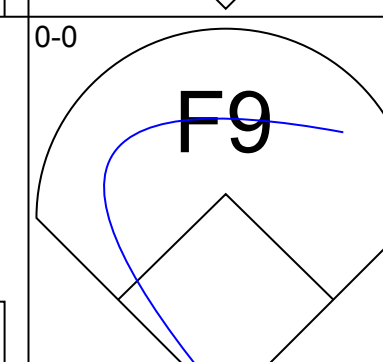
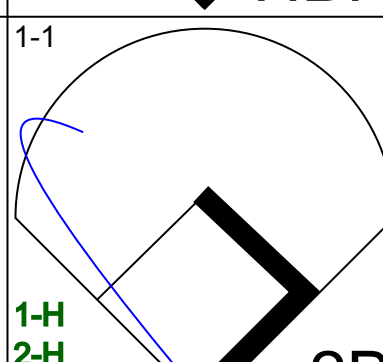
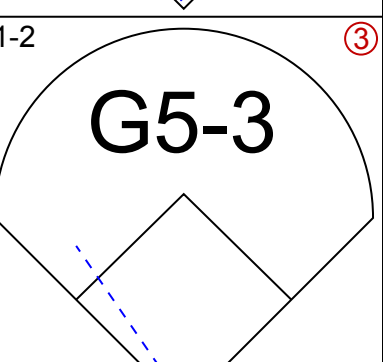
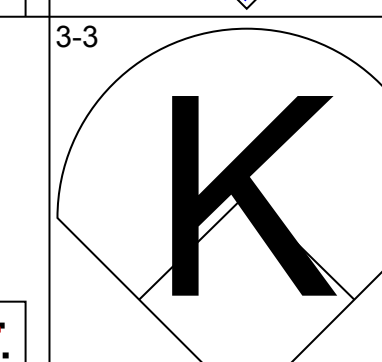
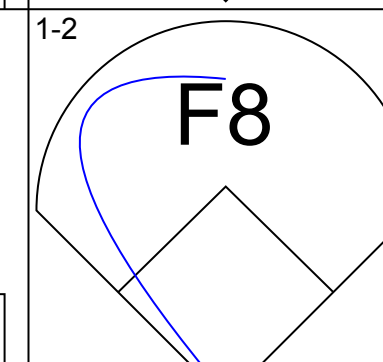
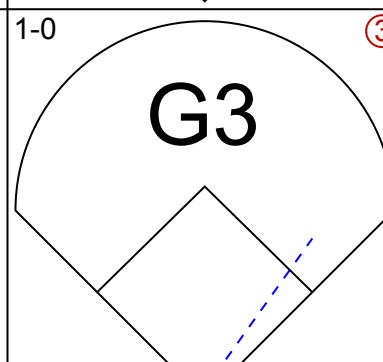
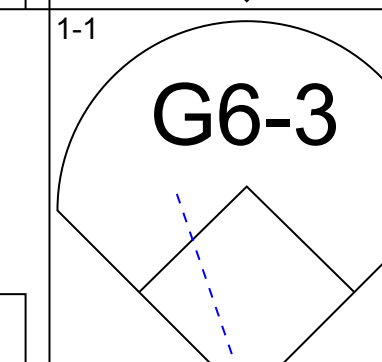
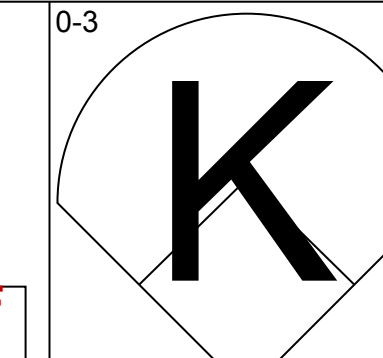
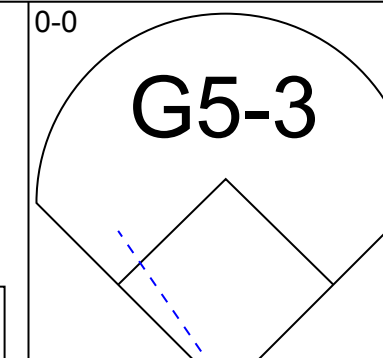
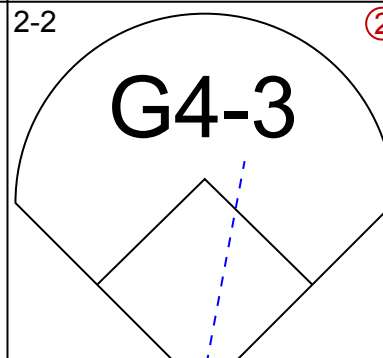
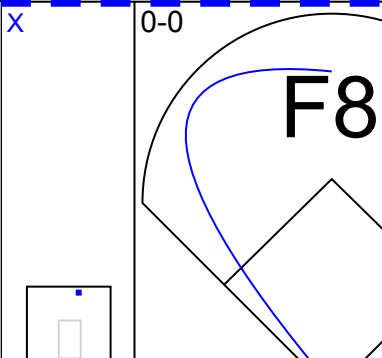
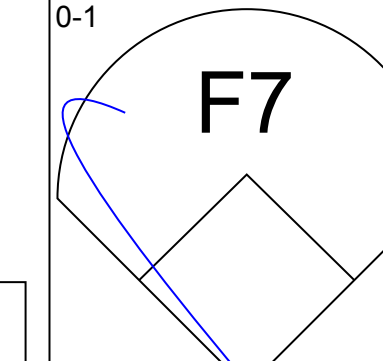
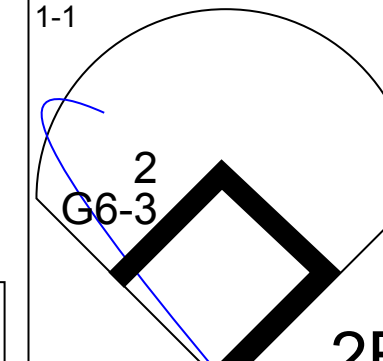
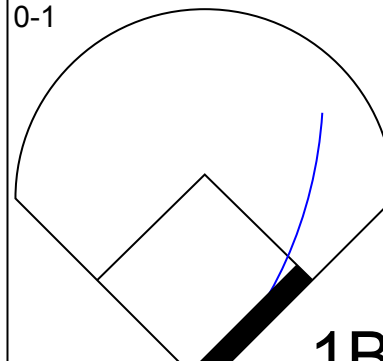
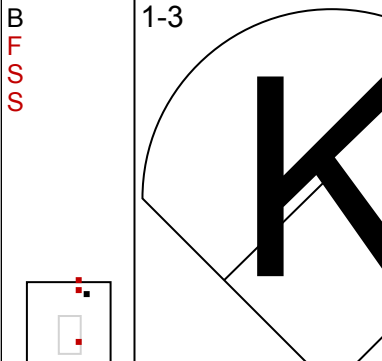
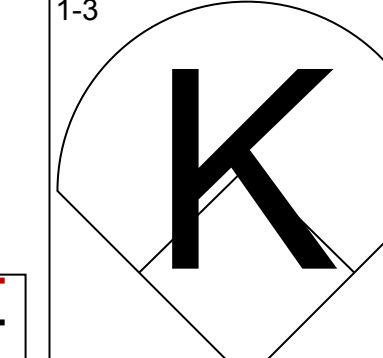
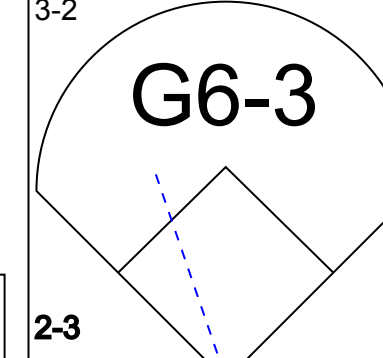
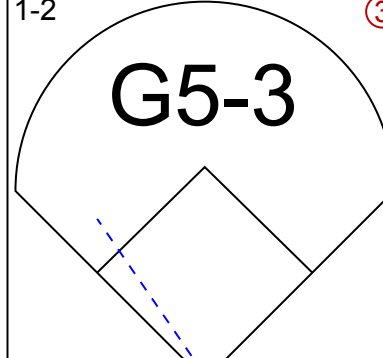
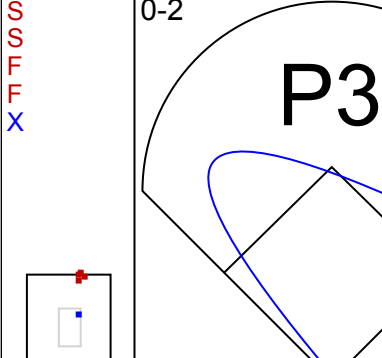
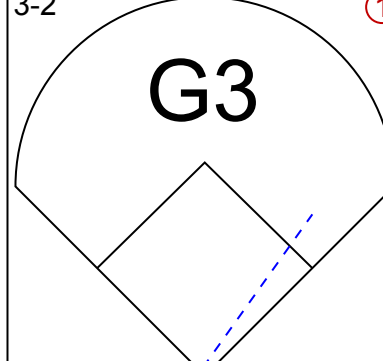
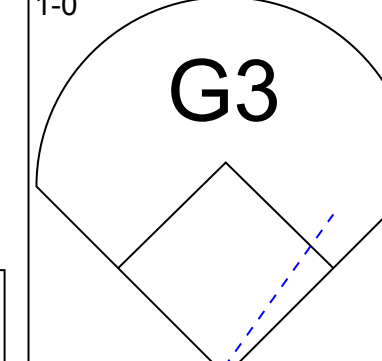
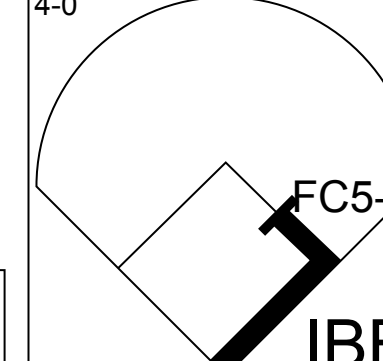
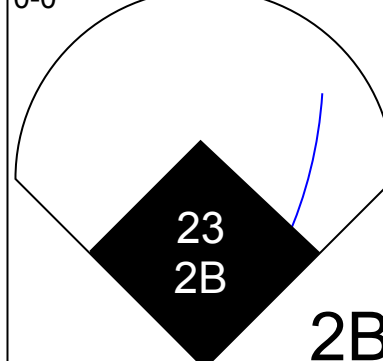
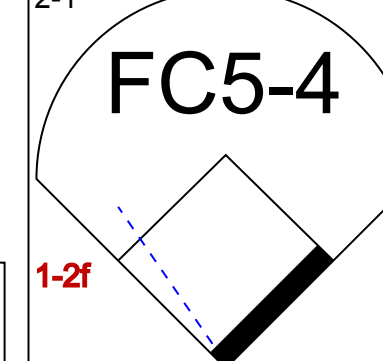
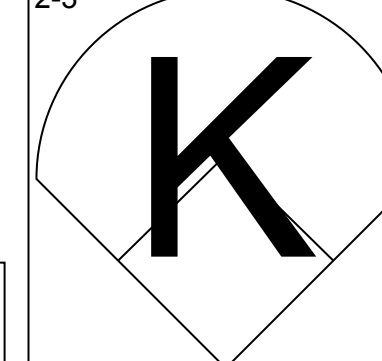

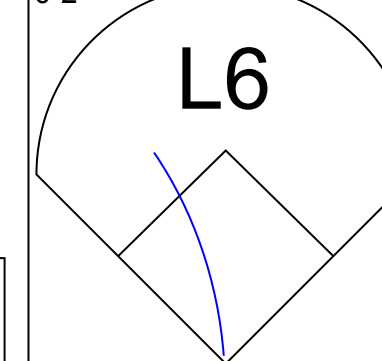
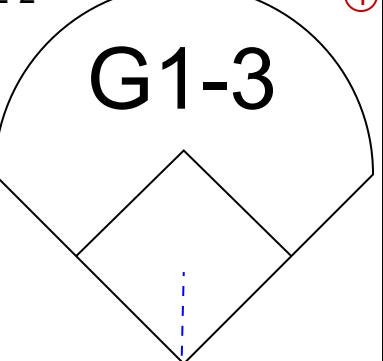
Batter	1	2	3	4	5	6	7	8	9	AB	R	H	RBI	BB	SO	LOB	BOTTOM				
11 Jimmy Rollins, S OBP: 0.325, SLG: 0.415 (1, 6)										4	3	3	1	0	0	0					
Jason Michaels, R OBP: 0.408, SLG: 0.402 (1, 8)										4	2	2	0	0	0	1					
Bobby Abreu, L OBP: 0.408, SLG: 0.502 (1, 9)										4	1	1	1	1	1	2					
Pat Burrell, R OBP: 0.381, SLG: 0.499 (1, 7)										3	1	1	0	2	1	3					
26 Chase Utley, L OBP: 0.384, SLG: 0.528 (1, 4)										3	0	1	3	1	1	2					
David Bell, R OBP: 0.306, SLG: 0.361 (1, 5)										5	0	1	0	0	1	6					
Ramon Martinez, R OBP: 0.301, SLG: 0.287 (1, 3)										5	0	1	1	0	2	3					
Todd Pratt, R OBP: 0.328, SLG: 0.466 (1, 2)										4	1	2	1	1	1	3					
21 Jon Lieber, L OBP: 0.063, SLG: 0.085 Aaron Fultz, L OBP: 0.333, SLG: 0.333 (8, 1)										4	0	0	0	0	0	6					
										1	0	0	0	0	1	1					
<b>Inning Stats</b>	R: 0 E: 0 K: 2 S: 14	H: 1 LOB: 3 BB: 2 P: 28	R: 0 E: 0 K: 0 S: 8	H: 0 LOB: 0 BB: 0 P: 13	R: 1 E: 0 K: 0 S: 13	H: 2 LOB: 2 BB: 0 P: 19	R: 2 E: 0 K: 1 S: 11	H: 2 LOB: 0 BB: 0 P: 18	R: 1 E: 1 K: 2 S: 14	H: 1 LOB: 3 BB: 2 P: 31	R: 3 E: 0 K: 2 S: 22	H: 5 LOB: 3 BB: 1 P: 37	R: 1 E: 1 K: 0 S: 10	H: 0 LOB: 1 BB: 0 P: 18	R: 0 E: 0 K: 1 S: 10	H: 1 LOB: 1 BB: 0 P: 17	1B: 7 2B: 3 3B: 0 HR: 2	SF: 1 SAC: 0 DP: 0 HBP: 2	WP: 0 PB: 0 CS: 0	PA: 45	
<b>PITCHER</b>	IP	WLS	BF	H	R	ER	SO	BB	IBB	HBP	BLK	WP	HR	S	P	ERA	WHIP				
39 Chris Capuano, L ERA: 3.64 Rick Helling, R ERA: 11.57 Justin Lehr, R ERA: 4.91	5.0	L	27	6	5	3	3	1	0	0	0	0	0	14	24	∞	∞				
	3.0		12	1	1	0	3	0	0	1	0	0	0	28	48	0.00	0.333				

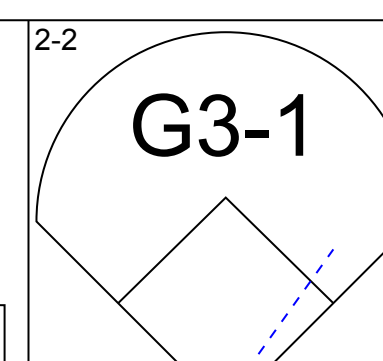
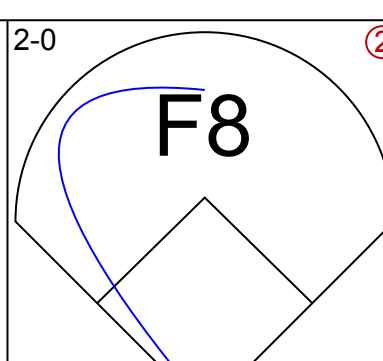
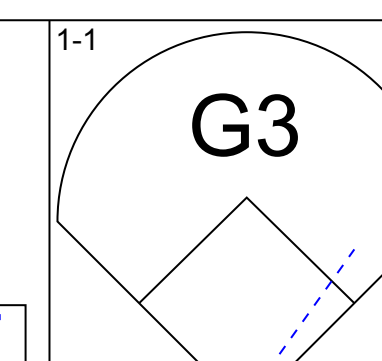
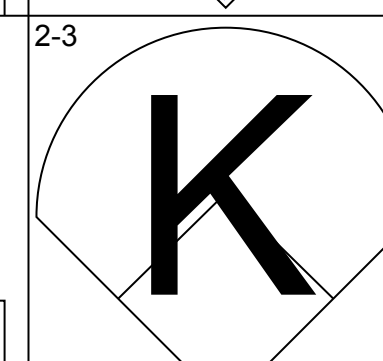
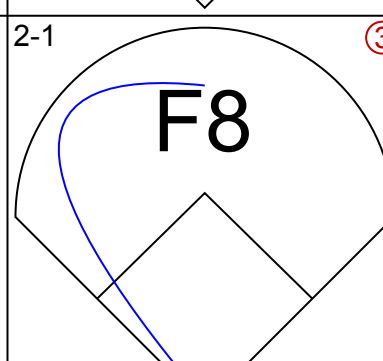
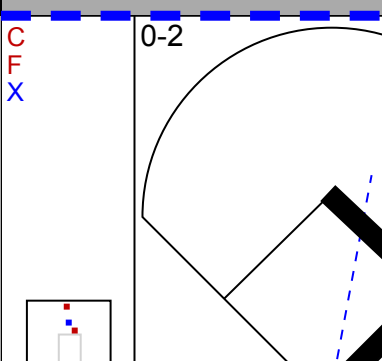
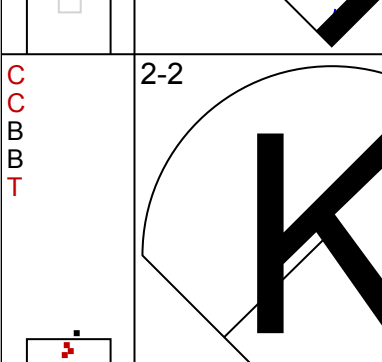
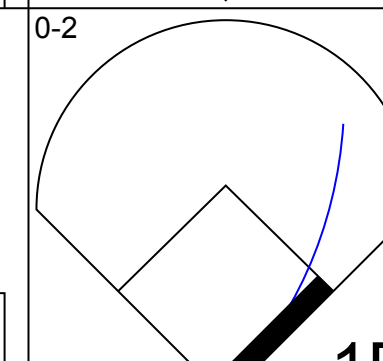
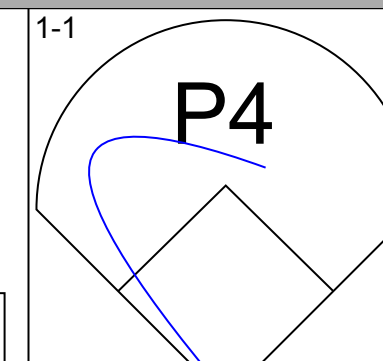
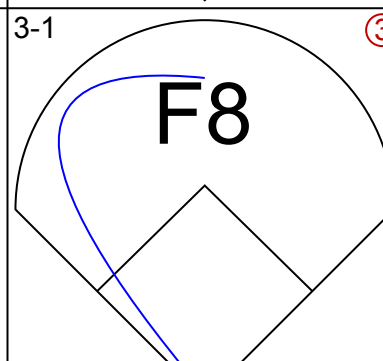
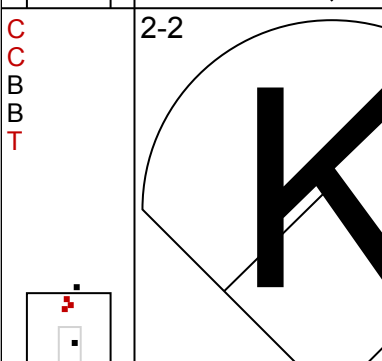
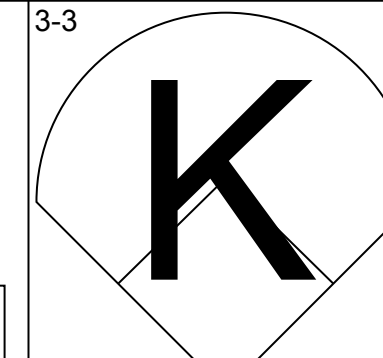
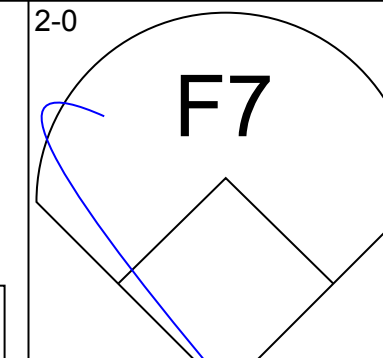
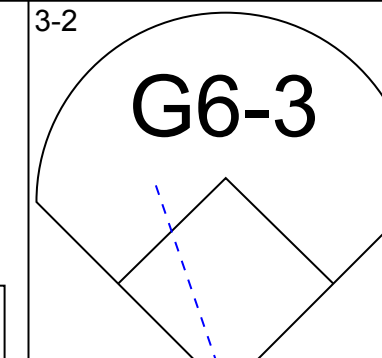
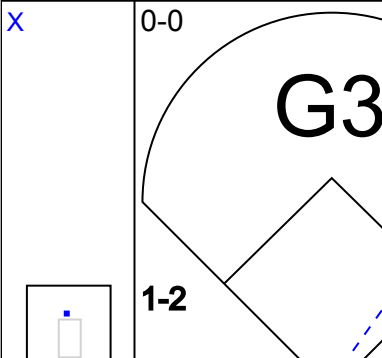
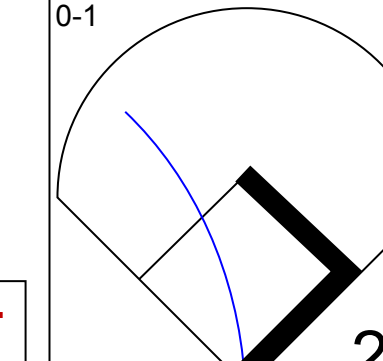
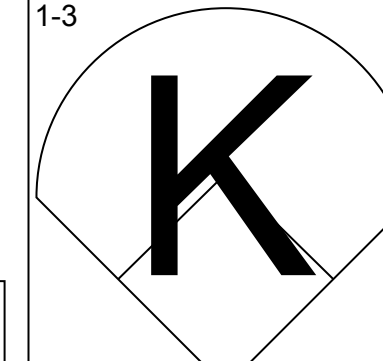
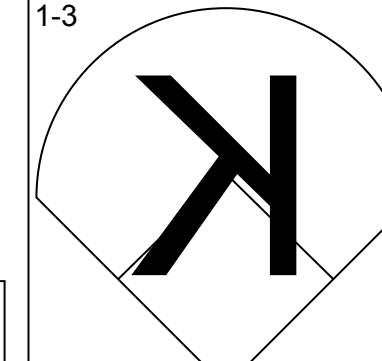
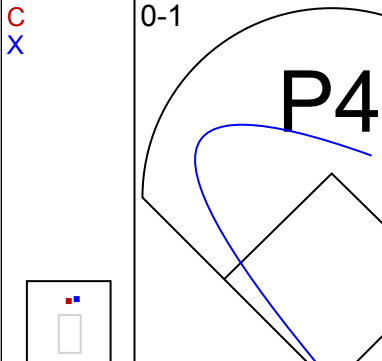
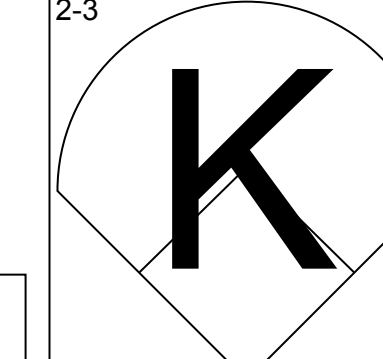
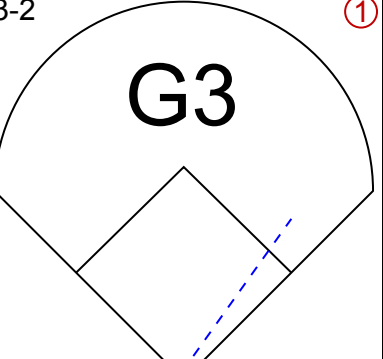
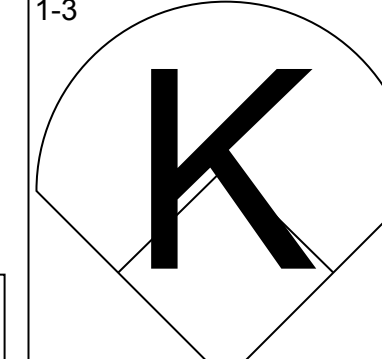
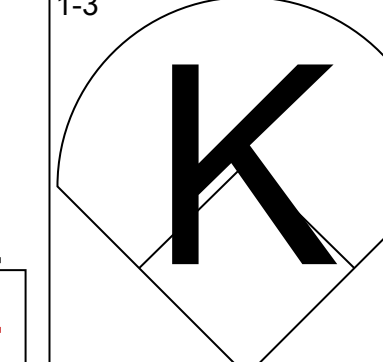
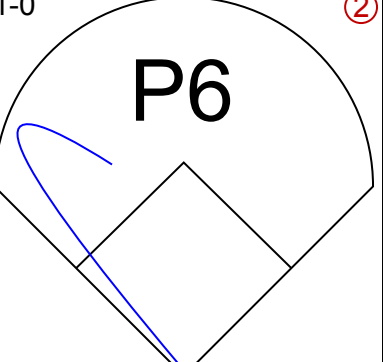
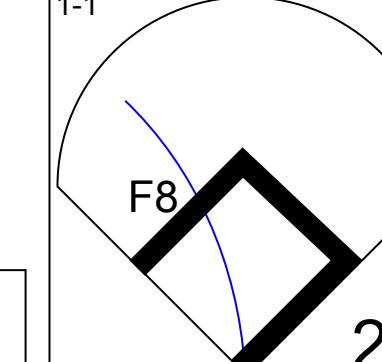

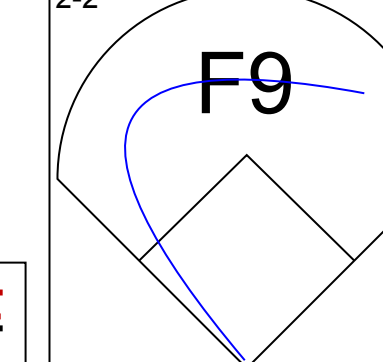
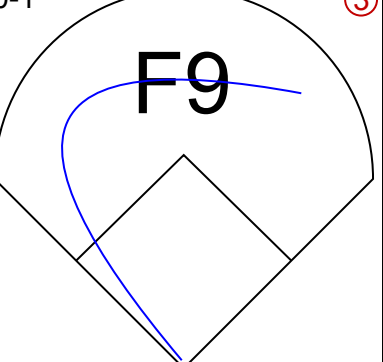
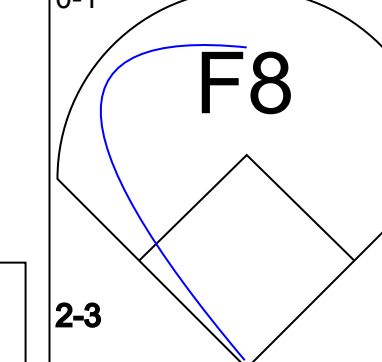
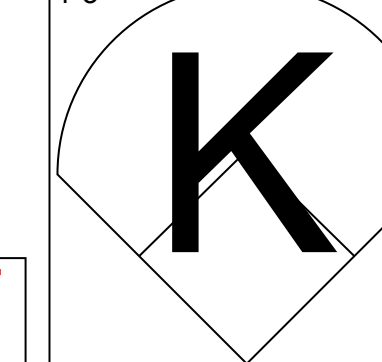
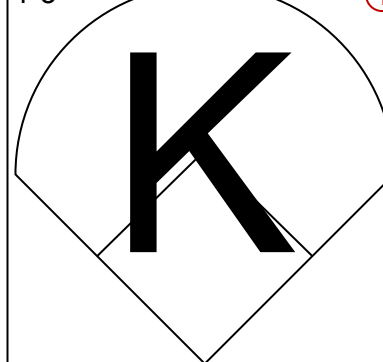
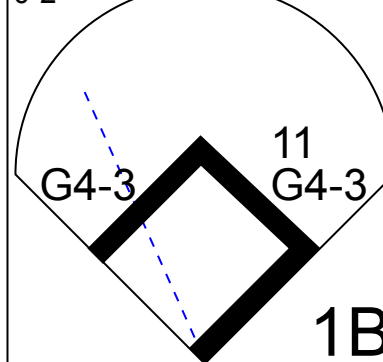
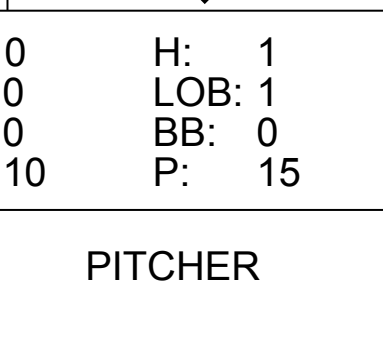
Milwaukee Brewers @ Philadelphia Phillies  
Citizens Bank Park, Philadelphia, PA  
Sat Aug 06 2005, 7:05 PM EDT  
Att: 35,800 - Cloudy - 83 F

AB 37  
R 8  
H 12  
RBI 7  
BB 5  
SO 8  
LOB 27





Batter	1	2	3	4	5	6	7	8	9	AB	R	H	RBI	BB	SO	LOB	TOP				
<b>Brady Clark, R</b> OBP: 0.378, SLG: 0.428										3	1	0	0	0	1	0	<b>Milwaukee Brewers @ Philadelphia Phillies</b> Citizens Bank Park, Philadelphia, PA Sun Aug 07 2005, 1:35 PM EDT Att: 35,017 - Cloudy - 82 F				
<b>23 Rickie Weeks Jr., R</b> OBP: 0.354, SLG: 0.426										4	0	1	2	0	1	0					
<b>Lyle Overbay, L</b> OBP: 0.376, SLG: 0.476										4	0	0	0	0	1	1					
<b>Carlos Lee, R</b> OBP: 0.335, SLG: 0.527										4	0	0	0	0	1	0					
<b>Geoff Jenkins, L</b> OBP: 0.384, SLG: 0.505										4	0	2	0	0	1	0					
<b>2 Bill Hall, R</b> OBP: 0.317, SLG: 0.483										4	0	0	0	0	1	2					
<b>Russell Branyan, L</b> OBP: 0.385, SLG: 0.535										2	0	0	0	1	0	0					
<b>7 J.J. Hardy, R</b> OBP: 0.311, SLG: 0.312										0	0	0	0	0	0	0					
<b>Chad Moeller, R</b> OBP: 0.264, SLG: 0.345										3	1	1	0	0	1	2					
<b>Tomo Ohka, S</b> OBP: 0.171, SLG: 0.147										3	0	0	0	0	1	1					
<b>Derrick Turnbow, R</b> OBP: 0.317, SLG: 0.428										0	0	0	0	0	0	0					
<b>Inning Stats</b>	R: 0 H: 0 E: 0 K: 1 S: 7	H: 0 LOB: 0 BB: 0 P: 8	R: 0 H: 0 E: 0 K: 2 S: 10	H: 0 LOB: 0 BB: 0 P: 11	R: 2 H: 2 E: 0 K: 1 S: 14	H: 2 LOB: 1 BB: 0 P: 21	R: 0 H: 1 E: 0 K: 0 S: 9	H: 0 LOB: 2 BB: 1 P: 19	R: 0 H: 0 E: 0 K: 1 S: 14	H: 1 LOB: 0 BB: 0 P: 15	R: 0 H: 0 E: 0 K: 1 S: 8	H: 0 LOB: 0 BB: 0 P: 11	R: 0 H: 0 E: 0 K: 1 S: 8	H: 0 LOB: 0 BB: 0 P: 12	R: 0 H: 0 E: 0 K: 1 S: 9	H: 0 LOB: 0 BB: 0 P: 10	1B: 1 2B: 3 3B: 0 HR: 0	SF: 0 SAC: 0 DP: 0 HBP: 1	WP: 0 PB: 0 CS: 0	PA: 33	
<b>PITCHER</b>	IP	WLS	BF	H	R	ER	SO	BB	IBB	HBP	BLK	WP	HR	S	P	ERA	WHIP				
<b>Vicente Padilla, R</b> ERA: 5.0	(1, 1)	7.0	L	27	4	2	2	6	0	1	1	0	0	0	73	104	2.57	0.571			
<b>Ugueth Urbina, R</b> ERA: 3.19	(8, 1)	1.0		3	0	0	0	1	0	0	0	0	0	0	8	12	0.00	0.000			
<b>Billy Wagner, L</b> ERA: 1.86	(9, 1)	1.0		3	0	0	0	1	0	0	0	0	0	0	9	10	0.00	0.000			

Batter	1	2	3	4	5	6	7	8	9	AB	R	H	RBI	BB	SO	LOB	BOTTOM			
<b>11 Jimmy Rollins, S</b> OBP: 0.322, SLG: 0.411										4	0	0	0	0	0	2	<b>Milwaukee Brewers @ Philadelphia Phillies</b> Citizens Bank Park, Philadelphia, PA Sun Aug 07 2005, 1:35 PM EDT Att: 35,017 - Cloudy - 82 F			
<b>Kenny Lofton, L</b> OBP: 0.375, SLG: 0.387										4	0	1	0	0	1	1				
<b>26 Chase Utley, L</b> OBP: 0.382, SLG: 0.525										4	0	1	0	0	1	2				
<b>Bobby Abreu, L</b> OBP: 0.405, SLG: 0.498										4	0	0	0	0	1	2				
<b>Pat Burrell, R</b> OBP: 0.380, SLG: 0.499										4	0	1	0	0	2	1				
<b>6 Ryan Howard, L</b> OBP: 0.338, SLG: 0.452										3	0	0	0	0	2	1				
<b>David Bell, R</b> OBP: 0.307, SLG: 0.363											3	0	1	0	0	1		1		
<b>Mike Lieberthal, R</b> OBP: 0.314, SLG: 0.386										3	0	0	0	0	0	2				
<b>Vicente Padilla, R</b> OBP: 0.192, SLG: 0.280										2	0	1	0	0	1	0				
<b>Tomas Perez, S</b> OBP: 0.300, SLG: 0.300										1	0	0	0	0	1	1				
<b>Billy Wagner, L</b> OBP: 0.500, SLG: 0.500										0	0	0	0	0	0	0				
<b>Inning Stats</b>	R: 0 H: 1 E: 0 K: 2 S: 12	H: 1 LOB: 1 BB: 0 P: 19	R: 0 H: 1 E: 0 K: 2 S: 11	H: 1 LOB: 0 BB: 0 P: 16	R: 0 H: 0 E: 0 K: 1 S: 6	H: 0 LOB: 0 BB: 0 P: 11	R: 0 H: 0 E: 0 K: 1 S: 7	H: 0 LOB: 0 BB: 0 P: 11	R: 0 H: 1 E: 0 K: 0 S: 10	H: 0 LOB: 1 BB: 0 P: 15	R: 0 H: 0 E: 0 K: 2 S: 10	H: 0 LOB: 0 BB: 0 P: 15	R: 0 H: 1 E: 0 K: 1 S: 12	H: 1 LOB: 1 BB: 0 P: 15	R: 0 H: 1 E: 0 K: 1 S: 9	H: 1 LOB: 1 BB: 0 P: 11	1B: 3 2B: 2 3B: 0 HR: 0	SF: 0 SAC: 0 DP: 0 HBP: 0	WP: 0 PB: 0 CS: 0	PA: 32
<b>PITCHER</b>	IP	WLS	BF	H	R	ER	SO	BB	IBB	HBP	BLK	WP	HR	S	P	ERA	WHIP			
<b>Tomo Ohka, R</b> ERA: 3.79	(1, 1)	8.0	W	28	4	0	0	0	0	0	0	0	0	74	112	0.00	0.500			
<b>Derrick Turnbow, R</b> ERA: 2.05	(9, 1)	1.0	S	4	1	0	0	1	0	0	0	0	0	9	11	0.00	1.000			







Batter	1	2	3	4	5	6	7	8	9	AB	R	H	RBI	BB	SO	LOB	TOP				
11 Jimmy Rollins, S OBP: 0.320, SLG: 0.406	G4-3		FC6-4 1B	G4-3		F8		K		5	0	1	0	0	1	5					
Kenny Lofton, L OBP: 0.388, SLG: 0.377	G6-3		FC6-4 1B		E4 1B 2B	F7		L8		5	1	0	0	0	0	4					
63 Ryan Madson, L OBP: 0.409, SLG: 0.504			FC6-4 1B		2B 6 G4-3 1B					0	0	0	0	0	0	0					
26 Chase Utley, L OBP: 0.388, SLG: 0.526	HR		FC6-4 1B		F7		P6		BB 6 S HR HBP	3	2	1	0	1	0	1					
Bobby Abreu, L OBP: 0.409, SLG: 0.504	HR		FC6-4 1B		2B 6 G4-3 1B				BB 6 HR IBB	3	3	2	2	2	0	2					
Pat Burrell, R OBP: 0.385, SLG: 0.509	G6-3			G5-3					BB 6 HR BB	3	1	1	1	2	0	0					
6 Ryan Howard, L OBP: 0.348, SLG: 0.497		F7		1B 39 G4-3 1B		G4-3			BB 6 HR BB	5	2	2	5	0	1	3					
David Bell, R OBP: 0.305, SLG: 0.357	L5			39 G4-3 1B HBP		G6-3			HR	4	0	0	0	0	1	3					
Mike Lieberthal, R OBP: 0.322, SLG: 0.398	G6-3			39 G4-3 1B						3	0	2	0	1	0	0					
Endy Chavez, L OBP: 0.297, SLG: 0.326				1-2 2-3 3-H						1	0	0	0	0	0	0					
39 Brett Myers, R OBP: 0.167, SLG: 0.133				1-2 2-3 3-H						2	0	0	1	0	1	2					
Tomas Perez, S OBP: 0.299, SLG: 0.298				1-2 2-3 3-H						0	0	0	0	0	0	0					
Todd Pratt, R OBP: 0.326, SLG: 0.462				1-2 2-3 3-H						1	0	0	0	0	0	0					
<b>Inning Stats</b>	R: 2 E: 0 K: 0 S: 11	H: 1 LOB: 0 BB: 1 P: 20	R: 0 E: 0 K: 0 S: 5	H: 0 LOB: 0 BB: 0 P: 5	R: 0 E: 0 K: 1 S: 8	H: 2 LOB: 2 BB: 0 P: 18	R: 1 E: 0 K: 0 S: 10	H: 2 LOB: 2 BB: 0 P: 15	R: 2 E: 1 K: 0 S: 12	H: 2 LOB: 1 BB: 1 P: 16	R: 0 E: 0 K: 2 S: 12	H: 0 LOB: 2 BB: 2 P: 22	R: 0 E: 0 K: 1 S: 7	H: 1 LOB: 2 BB: 0 P: 10	R: 4 E: 0 K: 0 S: 10	H: 1 LOB: 0 BB: 2 P: 22	1B: 5 2B: 2 3B: 0 HR: 2	SF: 0 SAC: 2 DP: 0 HBP: 2	WP: 0 PB: 0 SB: 1 CS: 0	PA: 45	
<b>PITCHER</b>	IP WLS BF H R ER SO BB IBB HBP BLK WP HR S P ERA WHIP	IP WLS BF H R ER SO BB IBB HBP BLK WP HR S P ERA WHIP	IP WLS BF H R ER SO BB IBB HBP BLK WP HR S P ERA WHIP	IP WLS BF H R ER SO BB IBB HBP BLK WP HR S P ERA WHIP	IP WLS BF H R ER SO BB IBB HBP BLK WP HR S P ERA WHIP	IP WLS BF H R ER SO BB IBB HBP BLK WP HR S P ERA WHIP	IP WLS BF H R ER SO BB IBB HBP BLK WP HR S P ERA WHIP	IP WLS BF H R ER SO BB IBB HBP BLK WP HR S P ERA WHIP	IP WLS BF H R ER SO BB IBB HBP BLK WP HR S P ERA WHIP	IP WLS BF H R ER SO BB IBB HBP BLK WP HR S P ERA WHIP	IP WLS BF H R ER SO BB IBB HBP BLK WP HR S P ERA WHIP	IP WLS BF H R ER SO BB IBB HBP BLK WP HR S P ERA WHIP	IP WLS BF H R ER SO BB IBB HBP BLK WP HR S P ERA WHIP	IP WLS BF H R ER SO BB IBB HBP BLK WP HR S P ERA WHIP	IP WLS BF H R ER SO BB IBB HBP BLK WP HR S P ERA WHIP	IP WLS BF H R ER SO BB IBB HBP BLK WP HR S P ERA WHIP	IP WLS BF H R ER SO BB IBB HBP BLK WP HR S P ERA WHIP	IP WLS BF H R ER SO BB IBB HBP BLK WP HR S P ERA WHIP	IP WLS BF H R ER SO BB IBB HBP BLK WP HR S P ERA WHIP	IP WLS BF H R ER SO BB IBB HBP BLK WP HR S P ERA WHIP	IP WLS BF H R ER SO BB IBB HBP BLK WP HR S P ERA WHIP

Philadelphia Phillies @ Los Angeles Dodgers  
Dodger Stadium, Los Angeles, CA  
Wed Aug 10 2005, 7:10 PM PDT  
Att: 44,001 - Clear - 74 F

AB	35
R	9
H	9
RBI	9
BB	6
SO	4
LOB	20



Batter	1	2	3	4	5	6	7	8	9	AB	R	H	RBI	BB	SO	LOB	BOTTOM				
Cesar Izturis, S OBP: 0.310, SLG: 0.331	G4-3				F7		F7		G4-3	5	0	0	0	0	1	1					
13 Oscar Robles, L OBP: 0.383, SLG: 0.355	BB 12 HR BB				HR 1B					3	2	1	0	1	2	0					
Milton Bradley, S OBP: 0.346, SLG: 0.488	BB 12 HR BB				HR					2	2	1	2	2	0	0					
12 Jeff Kent, R OBP: 0.380, SLG: 0.530	HR				BB					2	1	1	3	2	1	0					
Jason Phillips, R OBP: 0.291, SLG: 0.376	F7				BB					4	0	0	0	0	1	3					
43 Yhency Brazoban, R OBP: 0.329, SLG: 0.487										0	0	0	0	0	0	0					
Giovanni Carrara, R OBP: 0.296, SLG: 0.380										0	0	0	0	0	0	0					
José Cruz Jr., S OBP: 0.344, SLG: 0.424										3	0	0	0	1	3	3					
17 Jason Repko, R OBP: 0.296, SLG: 0.380										0	0	0	0	0	0	0					
Jose Valentin, S OBP: 0.333, SLG: 0.305		G4-3 2B			L8		G4-3		F9	4	0	1	0	0	0	1					
Dioner Navarro, S OBP: 0.356, SLG: 0.237		G4-3			G1-3		P6		G4-3 1B	4	0	1	0	0	0	1					
Derek Lowe, R OBP: 0.156, SLG: 0.200					G4-3					2	0	0	0	0	1	1					
Hee-Seop Choi, L OBP: 0.329, SLG: 0.487										1	0	0	0	0	0	0					
Duaner Sanchez, R OBP: 0.352, SLG: 0.534										0	0	0	0	0	0	0					
Olmedo Saenz, R OBP: 0.352, SLG: 0.534										1	0	0	0	0	0	1					
<b>Inning Stats</b>	R: 3 E: 0 K: 1 S: 14	H: 1 LOB: 2 BB: 2 P: 23	R: 0 E: 0 K: 2 S: 9	H: 1 LOB: 0 BB: 0 P: 14	R: 0 E: 0 K: 3 S: 10	H: 0 LOB: 2 BB: 2 P: 21	R: 0 E: 0 K: 0 S: 6	H: 0 LOB: 0 BB: 0 P: 7	R: 2 E: 0 K: 1 S: 13	H: 2 LOB: 1 BB: 1 P: 25	R: 0 E: 0 K: 1 S: 6	H: 0 LOB: 0 BB: 0 P: 11	R: 0 E: 0 K: 1 S: 8	H: 0 LOB: 1 BB: 1 P: 12	R: 0 E: 0 K: 0 S: 5	H: 1 LOB: 0 BB: 0 P: 5	1B: 2 2B: 1 3B: 0 HR: 2	SF: 0 SAC: 0 DP: 1 HBP: 0	WP: 0 PB: 0 SB: 0 CS: 0	PA: 37	
<b>PITCHER</b>	IP WLS BF H R ER SO BB IBB HBP BLK WP HR S P ERA WHIP	IP WLS BF H R ER SO BB IBB HBP BLK WP HR S P ERA WHIP	IP WLS BF H R ER SO BB IBB HBP BLK WP HR S P ERA WHIP	IP WLS BF H R ER SO BB IBB HBP BLK WP HR S P ERA WHIP	IP WLS BF H R ER SO BB IBB HBP BLK WP HR S P ERA WHIP	IP WLS BF H R ER SO BB IBB HBP BLK WP HR S P ERA WHIP	IP WLS BF H R ER SO BB IBB HBP BLK WP HR S P ERA WHIP	IP WLS BF H R ER SO BB IBB HBP BLK WP HR S P ERA WHIP	IP WLS BF H R ER SO BB IBB HBP BLK WP HR S P ERA WHIP	IP WLS BF H R ER SO BB IBB HBP BLK WP HR S P ERA WHIP	IP WLS BF H R ER SO BB IBB HBP BLK WP HR S P ERA WHIP	IP WLS BF H R ER SO BB IBB HBP BLK WP HR S P ERA WHIP	IP WLS BF H R ER SO BB IBB HBP BLK WP HR S P ERA WHIP	IP WLS BF H R ER SO BB IBB HBP BLK WP HR S P ERA WHIP	IP WLS BF H R ER SO BB IBB HBP BLK WP HR S P ERA WHIP	IP WLS BF H R ER SO BB IBB HBP BLK WP HR S P ERA WHIP	IP WLS BF H R ER SO BB IBB HBP BLK WP HR S P ERA WHIP	IP WLS BF H R ER SO BB IBB HBP BLK WP HR S P ERA WHIP	IP WLS BF H R ER SO BB IBB HBP BLK WP HR S P ERA WHIP	IP WLS BF H R ER SO BB IBB HBP BLK WP HR S P ERA WHIP	IP WLS BF H R ER SO BB IBB HBP BLK WP HR S P ERA WHIP

Philadelphia Phillies @ Los Angeles Dodgers  
Dodger Stadium, Los Angeles, CA  
Wed Aug 10 2005, 7:10 PM PDT  
Att: 44,001 - Clear - 74 F

AB	31
R	5
H	5
RBI	5
BB	6
SO	9
LOB	11









Batter	1	2	3	4	5	6	7	8	9	AB	R	H	RBI	BB	SO	LOB	TOP					
11 Jimmy Rollins, S OBP: 0.318, SLG: 0.400	2-1 F7		2-2 G1-3		4-1 BLK BB		2-2 L9		1-1 G3	4	0	0	0	1	0	2	Philadelphia Phillies @ San Diego Padres PETCO Park, San Diego, CA Fri Aug 12 2005, 10:05 PM EDT Att: 41,153 - Partly Cloudy - 69 F					
Kenny Lofton, L OBP: 0.366, SLG: 0.374	2-2 BB HR 1B		2-1 P6		2-2 F9			1-0 G3		4	1	1	0	0	0	2						
26 Chase Utley, L OBP: 0.385, SLG: 0.525	1-2 P6		0-0 F9			2-3 K		3-1 G6-3 1B		4	0	1	0	0	1	1						
Bobby Abreu, L OBP: 0.410, SLG: 0.502	1-2 HR BB			1-1 CS 1B		0-3 K		2-0 G6-3 1B		3	1	2	0	1	1	0						
Pat Burrell, R OBP: 0.385, SLG: 0.511	3-2 HR			3-3 K		0-2 L6		0-0 G6-3		4	1	1	3	0	1	3						
6 Ryan Howard, L OBP: 0.339, SLG: 0.477	3-3 K			1-0 F7			1-2 F8	4-0 IBB		3	0	0	0	1	1	0						
Tomas Perez, S OBP: 0.297, SLG: 0.304		0-3 K			0-0 BLK 2B		1-3 K	2-3 K		4	0	1	0	0	3	3						
Todd Pratt, R OBP: 0.323, SLG: 0.450		2-3 K			3-3 K		4-2 1B BB	0-1 G5-3		3	0	0	0	1	2	1						
21 Jon Lieber, L Ramon Martinez, R 63 Ryan Madson, L Ugueth Urbina, R Andy Chavez, L Billy Wagner, L	1-2 F9				0-3 K		0-0 1B	0-0 G6-3		2	0	0	0	0	1	1	livebaseballscores.com					
Inning Stats	R: 3 E: 0 K: 1 S: 16	H: 2 LOB: 0 BB: 1 P: 31	R: 0 E: 0 K: 2 S: 10	H: 0 LOB: 0 BB: 0 P: 13	R: 0 E: 0 K: 0 S: 6	H: 0 LOB: 0 BB: 0 P: 10	R: 0 E: 0 K: 1 S: 6	H: 1 LOB: 0 BB: 0 P: 11	R: 0 E: 0 K: 2 S: 14	H: 1 LOB: 2 BB: 1 P: 23	R: 0 E: 0 K: 1 S: 9	H: 0 LOB: 0 BB: 0 P: 11	R: 0 E: 0 K: 2 S: 12	H: 1 LOB: 2 BB: 1 P: 20	R: 0 E: 0 K: 1 S: 8	H: 2 LOB: 3 BB: 0 P: 21		R: 0 E: 0 K: 0 S: 5	H: 0 LOB: 0 BB: 0 P: 6	1B: 5 2B: 1 3B: 0 HR: 1	SF: 0 SAC: 0 DP: 0 HBP: 0	WP: 0 PB: 0 SB: 1 CS: 0
PITCHER	IP	WLS	BF	H	R	ER	SO	BB	IBB	HBP	BLK	WP	HR	S	P	ERA	WHIP					
44 Jake Peavy, R ERA: 3.14	7.0	L	28	5	3	3	9	3	0	0	0	0	0	4	119	3.86	1.143					
Chris Hammond, L ERA: 2.87	0.1		3	2	0	0	0	0	0	0	0	0	0	4	10	0.00	6.000					
Scott Linebrink, R ERA: 2.68	0.2		3	0	0	0	1	0	1	0	0	0	0	4	10	0.00	0.000					
52 Clay Hensley, R ERA: 2.2	1.0		3	0	0	0	0	0	0	0	0	0	0	5	6	0.00	0.000					

Batter	1	2	3	4	5	6	7	8	9	AB	R	H	RBI	BB	SO	LOB	BOTTOM					
Dave Roberts, L OBP: 0.342, SLG: 0.419	2-2 L4		1-3 K		1-1 G3		1-2 S 1B			4	0	1	0	0	1	0	Philadelphia Phillies @ San Diego Padres PETCO Park, San Diego, CA Fri Aug 12 2005, 10:05 PM EDT Att: 41,153 - Partly Cloudy - 69 F					
Eric Young Sr., R OBP: 0.344, SLG: 0.427	0-1 G4-3 1B		0-0 1B		1-1 L7		2-3 K			4	1	2	0	0	1	1						
Ryan Klesko, L OBP: 0.359, SLG: 0.452	2-2 G4-3 1B		3-2 G4-3 1B		2-1 F7			2-2 F7		4	0	0	0	0	0	2						
24 Brian Giles, L OBP: 0.416, SLG: 0.484	1-0 2H 1B			2-2 2B 1B		0-0 F7		1-1 P5		4	1	2	1	0	0	0						
Mark Sweeney, L OBP: 0.431, SLG: 0.540	0-0 G1-3			1-1 2B		2-3 K		3-3 K		4	0	1	1	0	2	1						
Joe Randa, R OBP: 0.343, SLG: 0.470		1-3 K		3-2 L7		0-1 1B		0-0 G3		4	0	1	0	0	1	1						
3 Khalil Greene, R OBP: 0.303, SLG: 0.421		3-1 F8		1-1 G5-3		2-0 F8		3-2 F8		4	0	0	0	0	0	2						
Miguel Olivo, R OBP: 0.202, SLG: 0.322		2-2 P5		4-0 IBB		2-3 K		3-2 L7		3	0	0	0	1	1	0						
44 Jake Peavy, R Robert Fick, R Damian Jackson, R Chris Hammond, L Scott Linebrink, R 52 Clay Hensley, R	1-2 F9			2-3 K		2-1 1B				2	0	0	0	0	1	2	livebaseballscores.com					
Inning Stats	R: 1 E: 0 K: 0 S: 11	H: 2 LOB: 1 BB: 0 P: 16	R: 0 E: 0 K: 1 S: 8	H: 0 LOB: 0 BB: 0 P: 14	R: 0 E: 0 K: 1 S: 14	H: 1 LOB: 1 BB: 0 P: 19	R: 1 E: 0 K: 1 S: 18	H: 2 LOB: 2 BB: 1 P: 32	R: 0 E: 0 K: 0 S: 6	H: 0 LOB: 0 BB: 0 P: 10	R: 0 E: 0 K: 1 S: 9	H: 1 LOB: 1 BB: 0 P: 13	R: 0 E: 0 K: 2 S: 11	H: 2 LOB: 2 BB: 0 P: 19	R: 0 E: 0 K: 1 S: 9	H: 0 LOB: 0 BB: 0 P: 15		R: 0 E: 0 K: 0 S: 10	H: 0 LOB: 0 BB: 0 P: 16	1B: 7 2B: 1 3B: 0 HR: 0	SF: 0 SAC: 0 DP: 0 HBP: 0	WP: 0 PB: 0 SB: 1 CS: 0
PITCHER	IP	WLS	BF	H	R	ER	SO	BB	IBB	HBP	BLK	WP	HR	S	P	ERA	WHIP					
21 Jon Lieber, R ERA: 4.92	6.0		25	6	2	2	4	0	1	0	0	0	0	11	19	0.00	2.000					
63 Ryan Madson, R ERA: 3.48	1.0	H	4	2	0	0	2	0	0	0	0	0	0	9	15	0.00	0.000					
Ugueth Urbina, R ERA: 3.34	1.0	H	3	0	0	0	1	0	0	0	0	0	0	9	15	0.00	0.000					
Billy Wagner, L ERA: 1.79	1.0	S	3	0	0	0	0	0	0	0	0	0	0	10	16	0.00	0.000					



Batter	1	2	3	4	5	6	7	8	9	AB	R	H	RBI	BB	SO	LOB	TOP										
11 Jimmy Rollins, S OBP: 0.315, SLG: 0.395	L8		K			G3		G4-3	G4-3	5	0	0	0	0	1	2											
Endy Chavez, L OBP: 0.274, SLG: 0.310	G1-3					G4-3		F7		4	0	0	0	0	0	0											
26 Chase Utley, L OBP: 0.361, SLG: 0.519	G4-3					L5		F9	P6	4	0	0	0	0	0	0											
Bobby Abreu, L OBP: 0.409, SLG: 0.500		K				G1-4-3		L7		4	1	1	0	0	1	0											
Pat Burrell, R OBP: 0.366, SLG: 0.511		K				G5-3				4	1	2	0	0	1	0											
Kenny Lofton, L OBP: 0.366, SLG: 0.374										0	1	0	0	0	0	0											
6 Ryan Howard, L OBP: 0.348, SLG: 0.481	F8									3	1	2	1	1	0	0											
David Bell, R OBP: 0.304, SLG: 0.355						P6		E7		3	0	1	1	0	0	1											
Mike Lieberthal, R OBP: 0.324, SLG: 0.401										2	0	1	1	1	0	1											
Vicente Padilla, R OBP: 0.179, SLG: 0.259										2	0	0	0	0	2	3											
Ugueth Urbina, R OBP: 0.408, SLG: 0.411										0	0	0	0	0	0	0											
Jason Michaels, R OBP: 0.333, SLG: 0.333										1	1	1	1	0	0	0											
Aaron Fultz, L OBP: 0.500, SLG: 0.500										0	0	0	0	0	0	0											
Billy Wagner, L OBP: 0.500, SLG: 0.500										0	0	0	0	0	0	0											
<b>Inning Stats</b>	R: 0 E: 0 K: 0 S: 10	H: 0 LOB: 0 BB: 0 P: 17	R: 0 E: 0 K: 2 S: 10	H: 0 LOB: 0 BB: 0 P: 16	R: 0 E: 0 K: 1 S: 13	H: 1 LOB: 1 BB: 0 P: 17	R: 0 E: 0 K: 0 S: 6	H: 0 LOB: 0 BB: 0 P: 9	R: 0 E: 0 K: 1 S: 8	H: 0 LOB: 0 BB: 0 P: 11	R: 0 E: 0 K: 1 S: 8	H: 0 LOB: 0 BB: 0 P: 11	R: 1 E: 1 K: 1 S: 13	H: 2 LOB: 2 BB: 2 P: 23	R: 0 E: 0 K: 0 S: 5	H: 0 LOB: 0 BB: 0 P: 9	R: 4 E: 0 K: 0 S: 15	H: 4 LOB: 1 BB: 0 P: 23	1B: 7 2B: 0 3B: 1 HR: 0	SF: 1 DP: 0 HBP: 0	WP: 2 PB: 0 SB: 0 CS: 0	PA: 37					
<b>PITCHER</b>	IP	WLS	BF	H	R	ER	SO	BB	IBB	HBP	BLK	WP	HR	S	P	ERA	WHIP										
Pedro Astacio, R ERA: 5.51	7.0		27	4	1	1	5	1	1	0	0	1	0	68	104	1.29	0.714										
Scott Linebrink, R ERA: 2.63	1.0		3	0	0	0	0	0	0	0	0	0	0	5	9	0.00	0.000										
Trevor Hoffman, R ERA: 3.63	0.2	L	6	4	4	0	0	0	0	0	0	0	0	12	17	54.00	6.000										
Rudy Seanez, R ERA: 2.95	0.1		1	0	0	0	0	0	0	0	0	1	0	3	6	0.00	0.000										

Philadelphia Phillies @ San Diego Padres  
 PETCO Park, San Diego, CA  
 Sat Aug 13 2005, 10:05 PM EDT  
 Att: 37,777 - Cloudy - 68 F

AB	32
R	5
H	8
RBI	4
BB	2
SO	5
LOB	7



Batter	1	2	3	4	5	6	7	8	9	AB	R	H	RBI	BB	SO	LOB	BOTTOM										
Dave Roberts, L OBP: 0.344, SLG: 0.420	F8		G3							4	0	2	0	0	0	1											
Xavier Nady, R OBP: 0.331, SLG: 0.489										0	0	0	0	1	0	0											
Joe Randa, R OBP: 0.339, SLG: 0.464	G6-3		G5-3			FC5	K		K	5	0	0	0	0	2	5											
Ryan Klesko, L OBP: 0.361, SLG: 0.454						G6-3				3	0	1	0	1	0	2											
Damian Jackson, R OBP: 0.339, SLG: 0.374										1	1	0	0	0	0	1											
24 Brian Giles, L OBP: 0.417, SLG: 0.481	P5									2	0	0	0	2	1	2											
Mark Sweeney, L OBP: 0.432, SLG: 0.533										2	0	0	0	2	1	4											
Mark Loretta, R OBP: 0.394, SLG: 0.344										3	0	0	0	1	1	6											
3 Khalil Greene, R OBP: 0.302, SLG: 0.422										4	0	1	1	0	1	0											
Miguel Olivo, R OBP: 0.208, SLG: 0.342										4	1	2	1	0	2	0											
Pedro Astacio, R ERA: 5.51	7.0		29	4	0	0	5	4	0	0	0	0	0	60	103	0.00	1.143										
Robert Flores, R ERA: 3.43	1.0	W	5	1	1	1	2	2	0	0	0	0	0	11	24	9.00	3.000										
Trevor Hoffman, R ERA: 3.63	0.1		3	1	1	1	0	1	0	0	0	0	1	3	10	27.00	6.000										
Rudy Seanez, R ERA: 2.95	0.2	S	2	0	0	0	1	0	0	0	0	0	0	6	8	0.00	0.000										
<b>Inning Stats</b>	R: 0 E: 0 K: 0 S: 6	H: 1 LOB: 1 BB: 0 P: 8	R: 0 E: 0 K: 1 S: 8	H: 0 LOB: 0 BB: 1 P: 17	R: 0 E: 0 K: 1 S: 9	H: 0 LOB: 1 BB: 1 P: 15	R: 0 E: 0 K: 0 S: 7	H: 0 LOB: 1 BB: 2 P: 15	R: 0 E: 1 K: 1 S: 12	H: 1 LOB: 3 BB: 1 P: 22	R: 0 E: 0 K: 1 S: 12	H: 2 LOB: 2 BB: 0 P: 18	R: 1 E: 0 K: 2 S: 11	H: 1 LOB: 3 BB: 2 P: 24	R: 1 E: 0 K: 1 S: 9	H: 1 LOB: 1 BB: 1 P: 18	1B: 3 2B: 3 3B: 0 HR: 1	SF: 0 DP: 2 HBP: 0	WP: 0 PB: 1 SB: 1 CS: 0	PA: 39							
<b>PITCHER</b>	IP	WLS	BF	H	R	ER	SO	BB	IBB	HBP	BLK	WP	HR	S	P	ERA	WHIP										
Vicente Padilla, R ERA: 4.65	7.0		29	4	0	0	5	4	0	0	0	0	0	60	103	0.00	1.143										
Ugueth Urbina, R ERA: 3.43	1.0	W	5	1	1	1	2	2	0	0	0	0	0	11	24	9.00	3.000										
Aaron Fultz, L ERA: 2.49	0.1		3	1	1	1	0	1	0	0	0	0	1	3	10	27.00	6.000										
Billy Wagner, L ERA: 1.77	0.2	S	2	0	0	0	1	0	0	0	0	0	0	6	8	0.00	0.000										

Philadelphia Phillies @ San Diego Padres  
 PETCO Park, San Diego, CA  
 Sat Aug 13 2005, 10:05 PM EDT  
 Att: 37,777 - Cloudy - 68 F

AB	31
R	2
H	6
RBI	2
BB	8
SO	8
LOB	22









Batter	1	2	3	4	5	6	7	8	9	AB	R	H	RBI	BB	SO	LOB	TOP			
<b>Brad Wilkerson, L</b> OBP: 0.397, SLG: 0.421	1-3 K	3-3 K		3-3 K			0-1 2B		1-2 2B	5	0	2	0	0	3	1	Washington Nationals @ Philadelphia Phillies Citizens Bank Park, Philadelphia, PA Mon Aug 15 2005, 7:05 PM EDT Att: 40,627 - Cloudy - 82 F			
<b>Jose Vidro, S</b> OBP: 0.341, SLG: 0.456	1-0 G3-1		1-2 G5-3		1-1 L3		1-1 P4		1-0 G4-3	5	0	0	0	0	0	2				
<b>24 Nick Johnson, L</b> OBP: 0.431, SLG: 0.520	3-1 HR		1-2 G6-3		1-1 G1-3		3-3 K			4	1	1	1	0	1	1				
<b>Jose Guillen, R</b> OBP: 0.351, SLG: 0.518	0-2 HR		4-2 HR		2-3 K			0-2 G6-4-3 1B		3	2	2	0	1	1	0				
<b>Preston Wilson, R</b> OBP: 0.333, SLG: 0.492	3-1 HR		2-2 HR			2-2 G4-3		0-0 G6-4-3		4	2	2	4	0	0	1				
<b>Brian Schneider, L</b> OBP: 0.352, SLG: 0.445	4-1 BB		0-1 F7			2-0 G3-1		3-1 HR		3	1	1	1	1	0	0				
<b>Vinny Castilla, R</b> OBP: 0.314, SLG: 0.381	1-2 F9			0-0 F8		0-2 1B		0-0 F9		4	0	1	0	0	0	1				
<b>15 Cristian Guzman, S</b> OBP: 0.231, SLG: 0.266		2-0 G3		1-3 K		2-2 G1-3			0-0 G4-3	4	0	0	0	0	1	1				
<b>Livan Hernandez, R</b> OBP: 0.254, SLG: 0.371		1-2 G3		1-1 1B			1-2 G6-3		1-0 F9	3	0	1	0	0	0	0				
<b>Ryan Church, L</b> OBP: 0.352, SLG: 0.480										1	0	0	0	0	0	0				
<b>32 Chad Cordero, R</b> OBP: 0.352, SLG: 0.480										0	0	0	0	0	0	0				
<b>Inning Stats</b>	R: 3 E: 0 K: 1 S: 16	H: 3 LOB: 1 BB: 1 P: 29	R: 0 E: 0 K: 1 S: 8	H: 0 LOB: 0 BB: 0 P: 14	R: 2 E: 0 K: 0 S: 19	H: 1 LOB: 1 BB: 0 P: 27	R: 0 E: 0 K: 2 S: 9	H: 1 LOB: 1 BB: 0 P: 14	R: 0 E: 0 K: 0 S: 12	H: 1 LOB: 1 BB: 0 P: 18	R: 0 E: 0 K: 1 S: 10	H: 1 LOB: 1 BB: 0 P: 15	R: 1 E: 0 K: 0 S: 8	H: 2 LOB: 2 BB: 0 P: 11	R: 0 E: 0 K: 0 S: 6	H: 1 LOB: 1 BB: 0 P: 9	1B: 4 2B: 2 3B: 0 HR: 4	SF: 0 SAC: 0 DP: 1 HBP: 0	WP: 0 PB: 0 SB: 0 CS: 0	PA: 38
<b>PITCHER</b>	IP WLS BF H R ER SO BB IBB HBP BLK WP HR S P ERA WHIP	IP WLS BF H R ER SO BB IBB HBP BLK WP HR S P ERA WHIP	IP WLS BF H R ER SO BB IBB HBP BLK WP HR S P ERA WHIP	IP WLS BF H R ER SO BB IBB HBP BLK WP HR S P ERA WHIP	IP WLS BF H R ER SO BB IBB HBP BLK WP HR S P ERA WHIP	IP WLS BF H R ER SO BB IBB HBP BLK WP HR S P ERA WHIP	IP WLS BF H R ER SO BB IBB HBP BLK WP HR S P ERA WHIP	IP WLS BF H R ER SO BB IBB HBP BLK WP HR S P ERA WHIP	IP WLS BF H R ER SO BB IBB HBP BLK WP HR S P ERA WHIP	IP WLS BF H R ER SO BB IBB HBP BLK WP HR S P ERA WHIP	IP WLS BF H R ER SO BB IBB HBP BLK WP HR S P ERA WHIP	IP WLS BF H R ER SO BB IBB HBP BLK WP HR S P ERA WHIP	IP WLS BF H R ER SO BB IBB HBP BLK WP HR S P ERA WHIP	IP WLS BF H R ER SO BB IBB HBP BLK WP HR S P ERA WHIP	IP WLS BF H R ER SO BB IBB HBP BLK WP HR S P ERA WHIP	IP WLS BF H R ER SO BB IBB HBP BLK WP HR S P ERA WHIP	IP WLS BF H R ER SO BB IBB HBP BLK WP HR S P ERA WHIP			
<b>39 Brett Myers, R</b> ERA: 3.62	6.0	L	26	6	5	5	5	2	0	0	0	0	0	0	0	0	0	7.50	1.333	
<b>Aaron Fultz, L</b> ERA: 2.44	1.0		4	1	0	0	1	0	0	0	0	0	0	0	0	0	0	0.00	1.000	
<b>Geoff Geary, R</b> ERA: 4.5	2.0		8	3	1	1	0	0	0	0	0	0	0	0	0	0	0	4.50	1.500	

AB	36
R	6
H	10
RBI	6
BB	2
SO	6
LOB	7



Batter	1	2	3	4	5	6	7	8	9	AB	R	H	RBI	BB	SO	LOB	BOTTOM					
<b>11 Jimmy Rollins, S</b> OBP: 0.312, SLG: 0.390	2-2 G6-3	1-0 F9			1-2 G6-3			0-0 G6-4-3		4	0	0	0	0	0	1	Washington Nationals @ Philadelphia Phillies Citizens Bank Park, Philadelphia, PA Mon Aug 15 2005, 7:05 PM EDT Att: 40,627 - Cloudy - 82 F					
<b>Kenny Lofton, L</b> OBP: 0.395, SLG: 0.371	4-2 26 1B		0-1 G1-3		0-1 L7			1-1 1B		3	1	1	0	1	0	0						
<b>26 Chase Utley, L</b> OBP: 0.378, SLG: 0.512	2-2 1B		2-1 P5		3-2 G6-3			3-1 F8		4	1	1	0	0	0	1						
<b>Bobby Abreu, L</b> OBP: 0.411, SLG: 0.498	4-1 1B		2-2 1B		1-2 G5-4-3 1B			1-2 G6-3		3	0	2	0	1	0	0						
<b>Pat Burrell, R</b> OBP: 0.384, SLG: 0.506	0-1 FC5-4		2-3 K		0-1 G5-4-3			1-1 L7		4	0	1	2	0	1	2						
<b>6 Ryan Howard, L</b> OBP: 0.350, SLG: 0.475	1-3 K			3-1 G3		0-3 K		2-0 1B		4	1	1	0	0	2	2						
<b>David Bell, R</b> OBP: 0.304, SLG: 0.357	2-1 FC5-4			0-0 P6		3-2 F8		0-1 E6 1B		3	0	0	0	0	0	2						
<b>Geoff Geary, R</b> OBP: 0.250, SLG: 0.250								1-2 1B		0	0	0	0	0	0	0						
<b>Endy Chavez, L</b> OBP: 0.271, SLG: 0.307										1	0	0	0	0	0	1						
<b>Mike Lieberthal, R</b> OBP: 0.323, SLG: 0.399		1-0 L6		0-1 G1-3		0-2 G6-3		1-1 1B		4	0	1	1	0	0	0						
<b>39 Brett Myers, R</b> OBP: 0.160, SLG: 0.128		0-2 F9			1-1 G3-1			1-1 F8		2	0	0	0	0	0	0						
<b>Aaron Fultz, L</b> OBP: 0.333, SLG: 0.333										0	0	0	0	0	0	0						
<b>Tomas Perez, S</b> OBP: 0.297, SLG: 0.299								11 G6-4-3 HBP		1	0	0	0	0	0	2						
<b>Inning Stats</b>	R: 2 E: 0 K: 1 S: 18	H: 2 LOB: 2 BB: 2 P: 33	R: 0 E: 0 K: 0 S: 5	H: 0 LOB: 0 BB: 0 P: 7	R: 0 E: 0 K: 1 S: 12	H: 1 LOB: 1 BB: 0 P: 18	R: 0 E: 0 K: 0 S: 5	H: 0 LOB: 0 BB: 0 P: 8	R: 0 E: 0 K: 0 S: 7	H: 0 LOB: 0 BB: 0 P: 9	R: 0 E: 0 K: 0 S: 10	H: 1 LOB: 0 BB: 0 P: 14	R: 0 E: 0 K: 1 S: 10	H: 0 LOB: 0 BB: 0 P: 13	R: 0 E: 0 K: 0 S: 6	H: 1 LOB: 1 BB: 0 P: 11	R: 1 E: 1 K: 0 S: 12	H: 2 LOB: 2 BB: 0 P: 18	1B: 7 2B: 0 3B: 0 HR: 0	SF: 0 SAC: 0 DP: 2 HBP: 1	WP: 0 PB: 0 SB: 0 CS: 0	PA: 36
<b>PITCHER</b>	IP WLS BF H R ER SO BB IBB HBP BLK WP HR S P ERA WHIP	IP WLS BF H R ER SO BB IBB HBP BLK WP HR S P ERA WHIP	IP WLS BF H R ER SO BB IBB HBP BLK WP HR S P ERA WHIP	IP WLS BF H R ER SO BB IBB HBP BLK WP HR S P ERA WHIP	IP WLS BF H R ER SO BB IBB HBP BLK WP HR S P ERA WHIP	IP WLS BF H R ER SO BB IBB HBP BLK WP HR S P ERA WHIP	IP WLS BF H R ER SO BB IBB HBP BLK WP HR S P ERA WHIP	IP WLS BF H R ER SO BB IBB HBP BLK WP HR S P ERA WHIP	IP WLS BF H R ER SO BB IBB HBP BLK WP HR S P ERA WHIP	IP WLS BF H R ER SO BB IBB HBP BLK WP HR S P ERA WHIP	IP WLS BF H R ER SO BB IBB HBP BLK WP HR S P ERA WHIP	IP WLS BF H R ER SO BB IBB HBP BLK WP HR S P ERA WHIP	IP WLS BF H R ER SO BB IBB HBP BLK WP HR S P ERA WHIP	IP WLS BF H R ER SO BB IBB HBP BLK WP HR S P ERA WHIP	IP WLS BF H R ER SO BB IBB HBP BLK WP HR S P ERA WHIP	IP WLS BF H R ER SO BB IBB HBP BLK WP HR S P ERA WHIP						
<b>Livan Hernandez, R</b> ERA: 3.45	8.0	W	30	5	2	2	3	2	0	0	0	0	0	0	0	0	2.25	0.875				
<b>32 Chad Cordero, R</b> ERA: 1.03	1.0		6	2	1	0	0	0	0	0	0	0	0	0	0	0	0.00	2.000				

AB	33
R	3
H	7
RBI	3
BB	2
SO	3
LOB	11







Batter	1	2	3	4	5	6	7	8	9	AB	R	H	RBI	BB	SO	LOB	TOP				
Brad Wilkerson, L (1,9) OBP: 0.354, SLG: 0.417	G3		L3		K			F8		4	0	0	0	0	1	1	Washington Nationals @ Philadelphia Phillies Citizens Bank Park, Philadelphia, PA Wed Aug 17 2005, 7:05 PM EDT Att: 33,450 - Partly Cloudy - 82 F				
Jose Vidro, S (1,4) OBP: 0.340, SLG: 0.452	G3		24 BB 1B			F9		F9		4	0	1	1	0	0	0					
24 Nick Johnson, L (1,3) OBP: 0.430, SLG: 0.515	F8		3H 4-2 1-2 BB			F8		F9		3	0	0	0	1	0	0					
Jose Guillen, R (1,7) OBP: 0.351, SLG: 0.515		F8	G4-3			G5-3			1-1 1B	4	0	1	0	0	0	2					
Preston Wilson, R (1,8) OBP: 0.333, SLG: 0.489		K		G6-3			2B SF9 1B		2-3 K	4	1	1	0	0	2	1					
Brian Schneider, L (1,2) OBP: 0.351, SLG: 0.447		G1-3		L7			SF9 2B		2-3 K	3	0	1	0	0	0	0					
Tony Blanco, R (9, PH) OBP: 0.255, SLG: 0.347							1-3 2B			1	0	0	0	0	1	1					
Vinny Castilla, R (1,5) OBP: 0.313, SLG: 0.388			2-1 HR		K		SF9		0-0 G5-3	3	1	1	2	0	1	1					
15 Cristian Guzman, S (1,6) OBP: 0.232, SLG: 0.270			0-0 SH1-4 1B 2B		L3		2-0 P5			2	1	1	0	0	0	0					
Carlos Baerga, S (7, PH) OBP: 0.325, SLG: 0.336							1-1 G4-3			1	0	0	0	0	0	1					
Jamey Carroll, R (7,6) OBP: 0.314, SLG: 0.262										0	0	0	0	0	0	0					
Esteban Loaiza, R (1,1) OBP: 0.196, SLG: 0.235			0-0 SH1-4		K		2-2 G4-3			1	0	0	0	0	1	0					
Luis Ayala, R (6,1) OBP: 0.333, SLG: 0.333										0	0	0	0	0	0	0					
Ryan Church, L (7, PH) OBP: 0.351, SLG: 0.477										1	0	0	0	0	0	1					
Joey Eischen, L (7,1) OBP: 0.333, SLG: 0.333			2-3							0	0	0	0	0	0	0					
Gary Majewski, R (8,1) OBP: 0.333, SLG: 0.333										0	0	0	0	0	0	0					
<b>Inning Stats</b>	R: 0 E: 0 K: 1 S: 4	H: 0 LOB: 0 BB: 0 P: 7	R: 0 E: 0 K: 1 S: 7	H: 0 LOB: 0 BB: 0 P: 8	R: 2 E: 0 K: 0 S: 12	H: 3 LOB: 2 BB: 1 P: 19	R: 0 E: 0 K: 1 S: 8	H: 0 LOB: 0 BB: 0 P: 12	R: 0 E: 0 K: 2 S: 8	H: 0 LOB: 0 BB: 0 P: 13	R: 0 E: 0 K: 0 S: 7	H: 0 LOB: 0 BB: 0 P: 11	R: 1 E: 0 K: 0 S: 10	H: 2 LOB: 1 BB: 0 P: 13	R: 0 E: 0 K: 2 S: 6	H: 0 LOB: 0 BB: 0 P: 10	R: 0 E: 0 K: 2 S: 14	H: 1 LOB: 1 BB: 0 P: 19	1B: 3 2B: 2 3B: 0 HR: 1	SF: 1 SAC: 1 DP: 0 HBP: 0	WP: 0 PA: 34 PB: 0 SB: 0 CS: 0
<b>PITCHER</b>	IP WLS BF H R ER SO BB IBB HBP BLK WP HR S P ERA WHIP																				
21 Jon Lieber, R (1,1) ERA: 4.85	6.0 W 22 3 2 2 4 1 0 0 0 0 0 1 46 70 3.00 0.667																				
63 Ryan Madson, R (7,1) ERA: 3.51	1.0 H 5 2 1 1 0 0 0 0 0 0 0 0 10 13 9.00 2.000																				
Ugueth Urbina, R (8,1) ERA: 3.38	1.0 H 3 0 0 0 0 0 0 0 0 0 0 0 6 10 0.00 0.000																				
Billy Wagner, L (9,1) ERA: 1.74	1.0 S 4 1 0 0 2 0 0 0 0 0 0 0 14 19 0.00 1.000																				

Batter	1	2	3	4	5	6	7	8	9	AB	R	H	RBI	BB	SO	LOB	BOTTOM		
11 Jimmy Rollins, S (1,6) OBP: 0.313, SLG: 0.391	1B 26 SF9 1B		2B 2B 1B		F8		G5-3			4	2	2	0	0	0	0	Washington Nationals @ Philadelphia Phillies Citizens Bank Park, Philadelphia, PA Wed Aug 17 2005, 7:05 PM EDT Att: 33,450 - Partly Cloudy - 82 F		
Kenny Lofton, L (1,8) OBP: 0.397, SLG: 0.376	2B 26 E 1B		1-1 SAFE 1 SAFE 2B		F8		L1			4	2	2	0	0	0	0			
26 Chase Utley, L (1,4) OBP: 0.374, SLG: 0.508	SF9		1-1 G5-3		G3-1		K			3	0	0	1	0	1	2			
Bobby Abreu, L (1,9) OBP: 0.412, SLG: 0.499	F8		1-1 2B			4-1 G4-6-3 BB		L6		3	0	1	2	1	0	1			
Pat Burrell, R (1,7) OBP: 0.383, SLG: 0.506	2B		3-2 F8			2-1 G4-6-3		G3		4	0	1	1	0	0	2			
6 Ryan Howard, L (1,3) OBP: 0.348, SLG: 0.470	K		2-3 K			2-2 1B 1B 1B		G3-1		4	0	1	0	0	2	2			
David Bell, R (1,5) OBP: 0.304, SLG: 0.357		G5-3			P6				0-1 1B 1B	3	0	1	0	0	0	0			
Todd Pratt, R (1,2) OBP: 0.336, SLG: 0.452			21 32-6-4 1B		G5-3				2-2 1-2 2-3 1B	3	0	2	0	0	0	0			
21 Jon Lieber, L (1,1) OBP: 0.058, SLG: 0.078			0-1 B2-6-4							2	0	0	0	0	1	1			
Jason Michaels, R (6, PH) OBP: 0.406, SLG: 0.409										1	0	0	0	0	1	3			
63 Ryan Madson, L (7,1) Ugueth Urbina, R (8,1) Billy Wagner, L (9,1) OBP: 0.500, SLG: 0.500										0	0	0	0	0	0	0			
<b>Inning Stats</b>	R: 2 E: 1 K: 1 S: 13	H: 3 LOB: 1 BB: 0 P: 17	R: 0 E: 0 K: 0 S: 7	H: 1 LOB: 0 BB: 0 P: 11	R: 2 E: 0 K: 1 S: 17	H: 3 LOB: 1 BB: 0 P: 27	R: 0 E: 0 K: 1 S: 6	H: 0 LOB: 0 BB: 0 P: 8	R: 0 E: 0 K: 0 S: 6	H: 3 LOB: 3 BB: 1 P: 7	R: 0 E: 0 K: 1 S: 9	H: 0 LOB: 0 BB: 0 P: 13	R: 0 E: 0 K: 0 S: 6	H: 0 LOB: 0 BB: 0 P: 7	R: 0 E: 0 K: 0 S: 6	H: 0 LOB: 0 BB: 0 P: 7	1B: 7 2B: 3 3B: 0 HR: 0	SF: 1 SAC: 0 DP: 2 HBP: 0	WP: 0 PA: 33 PB: 0 SB: 0 CS: 0
<b>PITCHER</b>	IP WLS BF H R ER SO BB IBB HBP BLK WP HR S P ERA WHIP																		
Esteban Loaiza, R (1,1) ERA: 3.64	5.2 L 26 10 4 4 4 3 1 0 0 0 0 0 0 60 91 6.35 1.941																		
Luis Ayala, R (6,1) ERA: 2.71	0.1 1 0 0 0 1 0 0 0 0 0 0 0 5 6 0.00 0.000																		
Joey Eischen, L (7,1) ERA: 3.8	1.1 4 0 0 0 1 0 0 0 0 0 0 0 11 15 0.00 0.000																		
Gary Majewski, R (8,1) ERA: 3.12	0.2 2 0 0 0 0 0 0 0 0 0 0 0 4 5 0.00 0.000																		

AB 31  
 R 3  
 H 6  
 RBI 3  
 BB 1  
 SO 6  
 LOB 8



AB 31  
 R 4  
 H 10  
 RBI 4  
 BB 1  
 SO 5  
 LOB 11





Batter	1	2	3	4	5	6	7	8	9	AB	R	H	RBI	BB	SO	LOB	TOP			
<b>Brad Wilkerson, L</b> OBP: 0.354, SLG: 0.418 (1, 7)	L3	F7			F8		2B			4	0	1	0	0	0	3	<b>Washington Nationals @ Philadelphia Phillies</b> Citizens Bank Park, Philadelphia, PA Thu Aug 18 2005, 1:05 PM EDT Att: 30,046 - Sunny - 78 F			
<b>Jose Vidro, S</b> OBP: 0.336, SLG: 0.453 (1, 4)	2B	G6-3			P5		G4-3			4	0	1	0	0	0	4				
<b>24 Nick Johnson, L</b> OBP: 0.425, SLG: 0.509 (1, 3)	P5				P6				L9	4	0	0	0	0	1	1				
<b>Jose Guillen, R</b> OBP: 0.350, SLG: 0.513 (1, 9)	K				G5-3		G4-3 1B		F9	4	0	1	0	0	1	1				
<b>Preston Wilson, R</b> OBP: 0.334, SLG: 0.488 (1, 8)					G1-3		G4-3 1B		P3	3	1	1	0	1	0	0				
<b>Vinny Castilla, R</b> OBP: 0.313, SLG: 0.387 (1, 5)					G5-3		G4-3		K	4	0	1	0	0	1	2				
<b>Gary Bennett, R</b> OBP: 0.307, SLG: 0.306 (1, 2)							K		L5	3	0	1	0	1	1	1				
<b>15 Cristian Guzman, S</b> OBP: 0.233, SLG: 0.271 <b>Carlos Baerga, S</b> OBP: 0.265, SLG: 0.333 (9, PH)					FC4-6		G4-3		G5-3	3	0	1	1	0	0	1				
<b>Tony Armas, R</b> OBP: 0.161, SLG: 0.133 <b>Mike Stanton, L</b> (6, 1)					G6-3		P3			2	0	0	0	0	1	4				
<b>Ryan Church, L</b> OBP: 0.350, SLG: 0.475 <b>Joey Eischen, L</b> OBP: 0.333, SLG: 0.333 <b>Gary Majewski, R</b> (7, 1)										0	0	0	0	0	0	0				
<b>Inning Stats</b>	R: 0 E: 0 K: 1 S: 19	H: 1 LOB: 1 BB: 0 P: 28	R: 1 E: 0 K: 1 S: 19	H: 3 LOB: 3 BB: 1 P: 28	R: 0 E: 0 K: 1 S: 8	H: 0 LOB: 0 BB: 0 P: 11	R: 0 E: 0 K: 0 S: 7	H: 0 LOB: 1 BB: 1 P: 13	R: 0 E: 0 K: 1 S: 7	H: 2 LOB: 1 BB: 0 P: 14	R: 0 E: 0 K: 0 S: 9	H: 1 LOB: 1 BB: 0 P: 14	R: 0 E: 0 K: 0 S: 6	H: 0 LOB: 0 BB: 0 P: 9	R: 0 E: 0 K: 1 S: 12	H: 0 LOB: 0 BB: 0 P: 16	1B: 5 2B: 2 3B: 0 HR: 0	SF: 0 SAC: 0 DP: 1 HBP: 0	WP: 0 PB: 0 SB: 0 CS: 0	PA: 35
<b>PITCHER</b>	IP WLS BF H R ER SO BB IBB HBP BLK WP HR S P ERA WHIP																			
<b>Vicente Padilla, R</b> ERA: 4.47 <b>63 Ryan Madson, R</b> ERA: 3.46 <b>Ugueth Urbina, R</b> ERA: 3.32 <b>Billy Wagner, L</b> ERA: 1.71	(1, 1)	(7, 1)	(8, 1)	(9, 1)																

Batter	1	2	3	4	5	6	7	8	9	AB	R	H	RBI	BB	SO	LOB	BOTTOM			
<b>11 Jimmy Rollins, S</b> OBP: 0.314, SLG: 0.391 (1, 6)	F7					FC1-5		F7		5	1	2	0	0	0	3	<b>Washington Nationals @ Philadelphia Phillies</b> Citizens Bank Park, Philadelphia, PA Thu Aug 18 2005, 1:05 PM EDT Att: 30,046 - Sunny - 78 F			
<b>Kenny Lofton, L</b> OBP: 0.397, SLG: 0.374 <b>Jason Michaels, R</b> OBP: 0.403, SLG: 0.405 (6, PH)	G6-3				F7		F9		FC6-4	2	1	0	0	1	0	2				
<b>26 Chase Utley, L</b> OBP: 0.373, SLG: 0.504 (1, 4)	BB				G1-3		F7			3	0	0	0	1	1	6				
<b>Bobby Abreu, L</b> OBP: 0.413, SLG: 0.500 (1, 9)	BB				L3		F8			3	0	1	2	1	0	0				
<b>Pat Burrell, R</b> OBP: 0.384, SLG: 0.504 (1, 7)	BB				F7		G5-3			2	0	0	0	2	0	1				
<b>6 Ryan Howard, L</b> OBP: 0.351, SLG: 0.467 (1, 3)	K				F7		F7		1B	3	0	1	0	1	1	4				
<b>Mike Lieberthal, R</b> OBP: 0.319, SLG: 0.394 (1, 2)					G4-3		G4-3			4	0	0	0	0	0	4				
<b>Tomas Perez, S</b> OBP: 0.296, SLG: 0.298 (1, 5)	P4				P2		FC1-5		F9	4	0	1	0	0	0	0				
<b>Vicente Padilla, R</b> ERA: 4.29 <b>Endy Chavez, L</b> ERA: 4.59 <b>63 Ryan Madson, R</b> ERA: 3.74 <b>Ugueth Urbina, R</b> ERA: 3.74 <b>Ramon Martinez, R</b> OBP: 0.300, SLG: 0.300 <b>Billy Wagner, L</b> OBP: 1.500, SLG: 0.500 (9, 1)					1B		FC3		FC6-4	2	0	1	0	0	1	0				
<b>Inning Stats</b>	R: 0 E: 0 K: 1 S: 9	H: 0 LOB: 3 BB: 3 P: 25	R: 0 E: 0 K: 1 S: 7	H: 0 LOB: 0 BB: 0 P: 9	R: 2 E: 0 K: 1 S: 20	H: 2 LOB: 2 BB: 2 P: 35	R: 0 E: 0 K: 0 S: 9	H: 2 LOB: 2 BB: 0 P: 11	R: 0 E: 0 K: 0 S: 6	H: 1 LOB: 2 BB: 0 P: 10	R: 0 E: 1 K: 0 S: 10	H: 1 LOB: 1 BB: 0 P: 13	R: 0 E: 0 K: 0 S: 13	H: 1 LOB: 1 BB: 0 P: 20	R: 0 E: 0 K: 0 S: 7	H: 1 LOB: 1 BB: 0 P: 12		1B: 6 2B: 1 3B: 0 HR: 0	SF: 0 SAC: 0 DP: 0 HBP: 0	WP: 0 PB: 0 SB: 0 CS: 0
<b>PITCHER</b>	IP WLS BF H R ER SO BB IBB HBP BLK WP HR S P ERA WHIP																			
<b>Tony Armas, R</b> ERA: 4.29 <b>Mike Stanton, L</b> ERA: 4.59 <b>Joey Eischen, L</b> ERA: 3.74 <b>Gary Majewski, R</b> ERA: 3.03	(1, 1)	(6, 1)	(7, 1)	(7, 1)																



Batter	1	2	3	4	5	6	7	8	9	AB	R	H	RBI	BB	SO	LOB	TOP								
<b>Brad Wilkerson, L</b> OBP: 0.352, SLG: 0.414 (1, 8)										4	0	0	0	1	1	2	<b>Washington Nationals @ Philadelphia Phillies</b> Citizens Bank Park, Philadelphia, PA Thu Aug 18 2005, 7:05 PM EDT Att: 34,492 - Clear - 85 F								
<b>Jose Vidro, S</b> OBP: 0.347, SLG: 0.462 (1, 4)										4	1	3	2	1	0	0									
<b>24 Nick Johnson, L</b> OBP: 0.423, SLG: 0.507 (1, 3)										5	0	1	1	0	1	5									
<b>Jose Guillen, R</b> OBP: 0.348, SLG: 0.512 (1, 9)										5	1	1	0	0	2	2									
<b>Brian Schneider, L</b> OBP: 0.347, SLG: 0.441 (1, 2)										4	0	0	0	0	1	1									
<b>Ryan Church, L</b> OBP: 0.347, SLG: 0.471 <b>Preston Wilson, R</b> OBP: 0.335, SLG: 0.488 (6, PH) (6, 8)										2	0	0	0	0	0	0									
<b>Carlos Baerga, S</b> OBP: 0.338, SLG: 0.341 <b>Mike Stanton, L</b> <b>32 Chad Cordero, R</b> (8, 1) (8, 1)										3	1	2	1	1	1	0									
<b>Jamey Carroll, R</b> OBP: 0.320, SLG: 0.268 (8, 5)										3	1	2	0	1	0	1									
<b>Ryan Drese, R</b> OBP: 0.067, SLG: 0.067 <b>Vinny Castilla, R</b> OBP: 0.312, SLG: 0.386 <b>John Halama, L</b> OBP: 0.305, SLG: 0.340 <b>Tony Blanco, R</b> OBP: 0.303, SLG: 0.333 <b>Luis Ayala, R</b> OBP: 0.253, SLG: 0.275 (1, 1) (5, PH) (5, 1) (6, PH) (6, 1) (6, PH)										0	0	0	0	0	0	0									
<b>Inning Stats</b>	R: 0 E: 0 K: 1 S: 10	H: 1 LOB: 0 BB: 0 P: 15	R: 0 E: 0 K: 1 S: 7	H: 0 LOB: 0 BB: 0 P: 11	R: 0 E: 0 K: 1 S: 11	H: 1 LOB: 3 BB: 2 P: 21	R: 0 E: 0 K: 0 S: 6	H: 0 LOB: 0 BB: 0 P: 7	R: 3 E: 0 K: 0 S: 18	H: 4 LOB: 1 BB: 0 P: 24	R: 0 E: 0 K: 2 S: 12	H: 1 LOB: 2 BB: 1 P: 22	R: 0 E: 0 K: 1 S: 8	H: 0 LOB: 0 BB: 0 P: 8	R: 2 E: 0 K: 0 S: 12	H: 3 LOB: 1 BB: 0 P: 17		R: 0 E: 0 K: 1 S: 10	H: 0 LOB: 1 BB: 1 P: 16	1B: 7 2B: 3 3B: 0 HR: 0	SF: 0 SAC: 1 DP: 1 HBP: 0	WP: 0 PB: 0 SB: 0 CS: 0	PA: 40		
<b>PITCHER</b>	IP WLS BF H R ER SO BB IBB HBP BLK WP HR S P ERA WHIP																								
<b>Cory Lidle, R</b> ERA: 4.64	(1, 1)	5.0	22	6	3	3	3	2	0	0	0	0	0	0	0	52	78	5.40	1.600						
<b>Aaron Fultz, L</b> ERA: 2.39	(6, 1)	1.0	5	1	0	0	2	1	0	0	0	0	0	0	0	12	22	0.00	2.000						
<b>Rheal Cormier, L</b> ERA: 5.49	(7, 1)	1.0	3	0	0	0	1	0	0	0	0	0	0	0	0	8	8	0.00	0.000						
<b>Ugueth Urbina, R</b> ERA: 3.56	(8, 1)	1.0	6	3	2	2	0	0	0	0	0	0	0	0	12	17	18.00	3.000							
<b>Geoff Geary, R</b> ERA: 4.39	(9, 1)	1.0	4	0	0	0	1	1	0	0	0	0	0	0	10	16	0.00	1.000							

AB 35  
R 5  
H 10  
RBI 5  
BB 4  
SO 7  
LOB 16



Batter	1	2	3	4	5	6	7	8	9	AB	R	H	RBI	BB	SO	LOB	BOTTOM								
<b>11 Jimmy Rollins, S</b> OBP: 0.311, SLG: 0.388 (1, 6)										4	0	0	0	0	1	1	<b>Washington Nationals @ Philadelphia Phillies</b> Citizens Bank Park, Philadelphia, PA Thu Aug 18 2005, 7:05 PM EDT Att: 34,492 - Clear - 85 F								
<b>Jason Michaels, R</b> OBP: 0.404, SLG: 0.412 (1, 8)										4	2	2	0	0	0	0									
<b>26 Chase Utley, L</b> OBP: 0.374, SLG: 0.513 (1, 4)										3	1	2	3	0	0	0									
<b>Bobby Abreu, L</b> OBP: 0.413, SLG: 0.500 (1, 9)										4	0	2	0	0	0	1									
<b>Pat Burrell, R</b> OBP: 0.382, SLG: 0.500 (1, 7)										3	0	0	0	1	0	2									
<b>6 Ryan Howard, L</b> OBP: 0.399, SLG: 0.468 (1, 3)										2	1	1	0	1	1	0									
<b>David Bell, R</b> OBP: 0.304, SLG: 0.358 (1, 5)										4	0	1	1	0	0	3									
<b>Todd Pratt, R</b> OBP: 0.326, SLG: 0.438 (1, 2)										4	0	0	0	0	1	3									
<b>Cory Lidle, R</b> OBP: 0.188, SLG: 0.167 <b>Aaron Fultz, L</b> OBP: 0.333, SLG: 0.333 <b>Rheal Cormier, L</b> OBP: 0.288, SLG: 0.301 <b>Ugueth Urbina, R</b> OBP: 0.250, SLG: 0.250 (1, 1) (6, 1) (7, PH) (8, 1) (9, 1)										2	0	0	0	0	2	1									
<b>Inning Stats</b>	R: 1 E: 0 K: 0 S: 11	H: 1 LOB: 0 BB: 0 P: 16	R: 0 E: 0 K: 0 S: 9	H: 0 LOB: 1 BB: 1 P: 14	R: 2 E: 0 K: 1 S: 14	H: 3 LOB: 1 BB: 0 P: 23	R: 1 E: 0 K: 1 S: 7	H: 1 LOB: 1 BB: 0 P: 14	R: 0 E: 0 K: 0 S: 6	H: 1 LOB: 0 BB: 0 P: 10	R: 0 E: 0 K: 2 S: 10	H: 1 LOB: 0 BB: 0 P: 11	R: 0 E: 0 K: 0 S: 6	H: 1 LOB: 0 BB: 0 P: 10	R: 0 E: 0 K: 2 S: 8	H: 0 LOB: 0 BB: 0 P: 12		R: 0 E: 0 K: 2 S: 8	H: 0 LOB: 0 BB: 0 P: 12	1B: 5 2B: 2 3B: 0 HR: 1	SF: 1 SAC: 0 DP: 3 HBP: 1	WP: 1 PB: 0 SB: 0 CS: 0	PA: 35		
<b>PITCHER</b>	IP WLS BF H R ER SO BB IBB HBP BLK WP HR S P ERA WHIP																								
<b>Ryan Drese, R</b> ERA: 5.78	(1, 1)	4.0	19	5	4	4	2	1	0	1	0	0	0	0	1	41	67	9.00	1.500						
<b>John Halama, L</b> ERA: 6.04	(5, 1)	1.0	3	1	0	0	0	0	0	0	0	0	0	0	6	10	0.00	1.000							
<b>Luis Ayala, R</b> ERA: 2.63	(6, 1)	2.0	7	1	0	0	2	1	0	0	0	0	0	0	17	24	0.00	1.000							
<b>Mike Stanton, L</b> ERA: 4.91	(8, 1)	0.1	2	1	0	0	0	0	0	0	0	0	0	5	8	0.00	3.000								
<b>32 Chad Cordero, R</b> ERA: 1.01	(8, 1)	1.2	4	0	0	0	2	0	0	0	0	0	0	9	14	0.00	0.000								

AB 31  
R 4  
H 8  
RBI 4  
BB 2  
SO 6  
LOB 11





Batter	1	2	3	4	5	6	7	8	9	AB	R	H	RBI	BB	SO	LOB	TOP					
6 Chris Duffy, L OBP: 0.385, SLG: 0.442	F7	G3-1		12 2B		12 1B		P6	G1-3	6	2	2	1	0	0	1						
12 Freddy Sanchez, R OBP: 0.329, SLG: 0.355	G5-3	K		1B		1B		2B		4	2	2	2	1	1	0						
Jason Bay, R OBP: 0.400, SLG: 0.570 Michael Restovich, R OBP: 0.321, SLG: 0.423	1B			1B		FC5-4		SF8	K	2	0	2	1	1	0	0						
Brad Eldred, R OBP: 0.300, SLG: 0.547	P3			1B		FC5-4		HR		4	1	1	2	1	0	4						
Rob Mackowiak, L OBP: 0.341, SLG: 0.411		K		F8		G3-1		F8		5	0	0	1	0	1	3						
41 Ryan Doumit, S OBP: 0.333, SLG: 0.394	2B	K		K		F7		L3	FC5-2	4	1	0	0	0	1	4						
Jose Castillo, R OBP: 0.312, SLG: 0.423	2B	2B		6 1B		K		F8	F8	5	2	2	0	0	1	3						
2 Jack Wilson, R OBP: 0.281, SLG: 0.352 13 Nate McLouth, L OBP: 0.133, SLG: 0.290	HR	HR		G6-3		E8		1B	E3	4	2	2	2	0	0	1						
Kip Wells, R OBP: 0.196, SLG: 0.267 Brian Meadows, R	HR	HR		K		K		K	G4-3	4	1	1	2	0	3	3						
Tike Redman, L OBP: 0.295, SLG: 0.355 Ryan Vogelsong, R OBP: 0.286, SLG: 0.333	HR	HR		K		K		K		0	0	0	0	0	0	0						
<b>Inning Stats</b>	R: 0 E: 0 K: 0 S: 7	H: 1 LOB: 1 BB: 0 P: 9	R: 4 E: 0 K: 2 S: 15	H: 3 LOB: 0 BB: 23 P: 23	R: 0 E: 0 K: 1 S: 9	H: 1 LOB: 1 BB: 0 P: 15	R: 2 E: 0 K: 1 S: 15	H: 3 LOB: 2 BB: 1 P: 25	R: 0 E: 0 K: 1 S: 10	H: 0 LOB: 0 BB: 0 P: 15	R: 4 E: 1 K: 1 S: 21	H: 3 LOB: 0 BB: 0 P: 33	R: 0 E: 0 K: 1 S: 11	H: 1 LOB: 1 BB: 0 P: 18	R: 1 E: 1 K: 0 S: 12	H: 1 LOB: 3 BB: 1 P: 22	R: 0 E: 1 K: 1 S: 12	H: 0 LOB: 2 BB: 1 P: 20	1B: 8 2B: 3 3B: 0 HR: 2	SF: 1 SAC: 0 DP: 0 HBP: 2	WP: 0 PB: 0 SB: 0 CS: 0	PA: 48
<b>PITCHER</b>	IP	WLS	BF	H	R	ER	SO	BB	IBB	HBP	BLK	WP	HR	S	P	ERA	WHIP					
Robinson Tejeda, R ERA: 3.29	3.2	L	21	8	6	6	4	1	0	1	0	0	1	44	70	14.73	2.455					
Geoff Geary, R ERA: 4.15	2.1		11	3	4	0	2	0	0	0	0	0	1	33	50	0.00	1.286					
Aaron Fultz, L ERA: 2.47	2.0		11	2	1	1	1	1	0	1	0	0	0	23	40	4.50	1.500					
Rheal Cormier, L ERA: 5.36	1.0		5	0	0	0	1	1	0	0	0	0	0	12	20	0.00	1.000					

Pittsburgh Pirates @ Philadelphia Phillies  
Citizens Bank Park, Philadelphia, PA

AB 42  
R 11  
H 13  
RBI 11  
BB 3  
SO 8  
LOB 22



WP: 0 PA: 48  
PB: 0  
SB: 0  
CS: 0

Batter	1	2	3	4	5	6	7	8	9	AB	R	H	RBI	BB	SO	LOB	BOTTOM					
11 Jimmy Rollins, S OBP: 0.310, SLG: 0.386 Ramon Martinez, R OBP: 0.309, SLG: 0.300	G3		G6-3			K		SF9		3	0	0	0	0	1	0						
Kenny Lofton, L OBP: 0.368, SLG: 0.373	BB		P5		1B			L7		3	0	1	0	1	0	0						
26 Chase Utley, L OBP: 0.371, SLG: 0.508	F8		F7		F8			F9		4	0	0	0	0	0	2						
Bobby Abreu, L OBP: 0.411, SLG: 0.497 Aaron Fultz, L OBP: 0.333, SLG: 0.333 Rheal Cormier, L	K		K		K			F8		3	0	0	0	0	3	2						
Jason Michaels, R OBP: 0.403, SLG: 0.410			K		K			F8		0	0	0	0	0	0	0						
Pat Burrell, R OBP: 0.381, SLG: 0.500	2B		2B		K			G6-3		4	1	1	0	0	1	0						
6 Ryan Howard, L OBP: 0.354, SLG: 0.460	K2-3		G3		G3			G3		3	0	0	0	0	1	1						
David Bell, R OBP: 0.302, SLG: 0.355	G5-3		G6-3		G6-3			F8		3	0	0	0	0	0	1						
Mike Lieberthal, R OBP: 0.322, SLG: 0.403	2B		L8		L8			G4-3		3	1	2	1	0	0	0						
Robinson Tejeda, R OBP: 0.105, SLG: 0.211 Geoff Geary, R OBP: 0.200, SLG: 0.200 Endy Chavez, L OBP: 0.264, SLG: 0.298	L5		K		K			G4-3		1	0	0	0	0	0	1						
<b>Inning Stats</b>	R: 0 E: 0 K: 1 S: 7	H: 0 LOB: 1 BB: 1 P: 18	R: 1 E: 0 K: 1 S: 13	H: 2 LOB: 1 BB: 0 P: 22	R: 0 E: 0 K: 2 S: 6	H: 0 LOB: 0 BB: 0 P: 10	R: 0 E: 0 K: 2 S: 9	H: 0 LOB: 0 BB: 0 P: 17	R: 0 E: 0 K: 1 S: 7	H: 0 LOB: 0 BB: 0 P: 11	R: 0 E: 0 K: 2 S: 8	H: 1 LOB: 1 BB: 0 P: 10	R: 0 E: 0 K: 0 S: 8	H: 0 LOB: 0 BB: 0 P: 11	R: 1 E: 0 K: 0 S: 9	H: 1 LOB: 0 BB: 0 P: 14	R: 0 E: 0 K: 0 S: 7	H: 0 LOB: 0 BB: 0 P: 11	1B: 1 2B: 3 3B: 0 HR: 0	SF: 1 SAC: 0 DP: 0 HBP: 0	WP: 0 PB: 0 SB: 0 CS: 0	PA: 32
<b>PITCHER</b>	IP	WLS	BF	H	R	ER	SO	BB	IBB	HBP	BLK	WP	HR	S	P	ERA	WHIP					
Kip Wells, R ERA: 4.46	7.0	W	25	3	1	1	7	1	0	0	0	0	0	9	14	9.00	1.000					
Brian Meadows, R ERA: 5.33	1.0		4	1	1	1	0	0	0	0	0	0	0	9	14	9.00	1.000					
Ryan Vogelsong, R ERA: 4.95	1.0		3	0	0	0	0	0	0	0	0	0	0	7	11	0.00	0.000					

Pittsburgh Pirates @ Philadelphia Phillies  
Citizens Bank Park, Philadelphia, PA

AB 30  
R 2  
H 4  
RBI 2  
BB 1  
SO 7  
LOB 8




WP: 0 PA: 32  
PB: 0  
SB: 0  
CS: 0



Batter	1	2	3	4	5	6	7	8	9	AB	R	H	RBI	BB	SO	LOB	TOP			
6 Chris Duffy, L OBP: 0.388, SLG: 0.439	4-1 F8 12 G5-3 BB		2-1 L7		1-1 G3			0-2 12 1B		3	0	1	0	1	0	0				
12 Freddy Sanchez, R OBP: 0.328, SLG: 0.354	1-1 G5-3		1-0 P5			0-0 F8		2-2 1B		4	0	1	0	0	0	1				
Jason Bay, R OBP: 0.572 Tike Redman, L OBP: 0.293, SLG: 0.352	1-0 F8			0-0 1B SF9 2B		3-1 G5-3		0-0 G3		2	1	1	0	0	0	1				
Rob Mackowiak, L OBP: 0.338, SLG: 0.406	1-3 K			0-0 F8		1-2 G6-3				2	0	0	0	0	0	2				
Brad Eldred, R OBP: 0.321, SLG: 0.557		1-3 K		0-2 1B			1-0 FC6-4 1B		0-0 1B	4	0	3	0	0	1	0				
Jose Castillo, R OBP: 0.309, SLG: 0.419		1-1 G6-3		0-0 SF9			0-0 FC6-4 11 CS		0-0 F9	3	0	0	1	0	0	2				
11 Humberto Cota, R OBP: 0.282, SLG: 0.372 41 Ryan Doumit, S OBP: 0.331, SLG: 0.427		4-2 BB		3-H 2-2 G5-3			3-3 K		1-3 K	2	0	0	0	1	1	2				
2 Jack Wilson, R OBP: 0.279, SLG: 0.350		2-1 G5-3			1-0 G5-3				1-1 G1-3	3	0	0	0	0	0	1				
Dave Williams, L OBP: 0.143, SLG: 0.150 16 Salomon Torres, R OBP: 0.500, SLG: 0.500 Daryle Ward, L OBP: 0.331, SLG: 0.427 Michael Gonzalez, R OBP: 0.331, SLG: 0.427			1-1 G3-1		1-3 K			0-2 G4-3		2	0	0	0	0	1	0				
<b>Inning Stats</b>	R: 0 E: 0 K: 1 S: 7	H: 0 LOB: 1 BB: 1 P: 14	R: 0 E: 0 K: 1 S: 11	H: 0 LOB: 1 BB: 1 P: 19	R: 0 E: 0 K: 0 S: 5	H: 0 LOB: 0 BB: 0 P: 9	R: 1 E: 0 K: 0 S: 10	H: 2 LOB: 1 BB: 0 P: 12	R: 0 E: 0 K: 1 S: 6	H: 0 LOB: 0 BB: 0 P: 10	R: 0 E: 0 K: 1 S: 6	H: 1 LOB: 1 BB: 0 P: 10	R: 0 E: 0 K: 0 S: 13	H: 2 LOB: 2 BB: 0 P: 16	R: 0 E: 0 K: 1 S: 7	H: 1 LOB: 1 BB: 0 P: 8	1B: 5 2B: 2 3B: 0 HR: 0	SF: 1 SAC: 0 DP: 1 HBP: 0	WP: 0 PB: 0 SB: 0 CS: 1	PA: 34
<b>PITCHER</b> 39 Brett Myers, R ERA: 3.48	IP: 9.0 WLS: W BF: 34 H: 6 R: 1 ER: 1 SO: 5 BB: 2 IBB: 0 HBP: 0 BLK: 0 WP: 0 HR: 0 S: 71 P: 107 ERA: 1.00 WHIP: 0.889																			

Pittsburgh Pirates @ Philadelphia Phillies  
Citizens Bank Park, Philadelphia, PA  
Sat Aug 20 2005, 7:05 PM EDT  
Att: 43,192 - Partly Cloudy - 83 F


AB 31  
R 1  
H 6  
RBI 1  
BB 2  
SO 5  
LOB 12



Batter	1	2	3	4	5	6	7	8	9	AB	R	H	RBI	BB	SO	LOB	BOTTOM			
11 Jimmy Rollins, S OBP: 0.309, SLG: 0.384	1-0 F7		3-2 F7		1-1 G6-3		1-1 WP 1B	1-1 G5-3		5	1	1	0	0	0	3				
Jason Michaels, R OBP: 0.401, SLG: 0.407	1-3 K		1-0 F7		1-0 P4		3-2 E G4-3 1B			4	0	1	1	0	1	1				
Bobby Abreu, L OBP: 0.414, SLG: 0.497	4-2 BB			4-2 26 3B BB		2-2 26 BB 1B		1-1 G4-3		2	2	1	0	2	0	1				
Pat Burrell, R OBP: 0.380, SLG: 0.496	1-1 F8			4-2 SAFE 26 3B BB		2-1 P4		3-2 G2-3		3	1	0	0	1	0	3				
26 Chase Utley, L OBP: 0.377, SLG: 0.514		4-1 F9-3 BB		1-2 SAFE 1-H 2-H SF7 3B		4-2 SAFE 2B BB		4-0 IBB		1	2	1	2	3	0	0				
David Bell, R OBP: 0.301, SLG: 0.357		0-3 K		2-2 G6-3		1-2 2B BB		1-2 L7		4	0	1	2	0	1	4				
Ramon Martinez, R OBP: 0.307, SLG: 0.301		3-1 F9-3		1-2 SF7		0-1 F8		1-1 11 G5-3 39 BB 1B		3	0	1	1	0	0	2				
Mike Lieberthal, R OBP: 0.322, SLG: 0.399			1-0 F9		3-H G4-3		4-0 BB		2-2 F7	3	0	0	0	1	0	1				
39 Brett Myers, R OBP: 0.185, SLG: 0.140			0-2 1B		2-2 G3		1-1 G1-3		4-0 BB	3	0	1	0	1	0	2				
<b>Inning Stats</b>	R: 0 E: 0 K: 1 S: 9	H: 0 LOB: 1 BB: 1 P: 16	R: 0 E: 0 K: 1 S: 6	H: 0 LOB: 1 BB: 1 P: 13	R: 0 E: 0 K: 0 S: 8	H: 1 LOB: 0 BB: 0 P: 13	R: 3 E: 0 K: 0 S: 19	H: 1 LOB: 2 BB: 2 P: 31	R: 0 E: 0 K: 0 S: 7	H: 0 LOB: 0 BB: 0 P: 11	R: 2 E: 0 K: 0 S: 15	H: 2 LOB: 2 BB: 2 P: 29	R: 1 E: 0 K: 0 S: 16	H: 2 LOB: 2 BB: 1 P: 28	R: 0 E: 0 K: 0 S: 8	H: 1 LOB: 1 BB: 1 P: 16	1B: 5 2B: 2 3B: 1 HR: 0	SF: 1 SAC: 0 DP: 2 HBP: 0	WP: 1 PB: 0 SB: 0 CS: 0	PA: 37
<b>PITCHER</b> Dave Williams, L ERA: 4.08 16 Salomon Torres, R ERA: 3.9 Michael Gonzalez, L ERA: 3.0	IP: 5.1 WLS: L BF: 24 H: 4 R: 5 ER: 5 SO: 2 BB: 5 IBB: 0 HBP: 0 BLK: 0 WP: 0 HR: 0 S: 60 P: 104 ERA: 8.44 WHIP: 1.688																			

Pittsburgh Pirates @ Philadelphia Phillies  
Citizens Bank Park, Philadelphia, PA  
Sat Aug 20 2005, 7:05 PM EDT  
Att: 43,192 - Partly Cloudy - 83 F

AB 28  
R 6  
H 7  
RBI 6  
BB 8  
SO 2  
LOB 17





Batter	1	2	3	4	5	6	7	8	9	AB	R	H	RBI	BB	SO	LOB	TOP										
12 Freddy Sanchez, R (1.5) OBP: 0.323, SLG: 0.348	F7		F8		FC6-4		K		L4	5	0	0	0	0	1	5											
6 Chris Duffy, L (1.8) OBP: 0.355, SLG: 0.432	G1-3			G1-3			F7			4	1	1	0	0	0	0											
Jason Bay, R (1.7) OBP: 0.399, SLG: 0.569	G5-3			P4						4	1	1	1	0	1	0											
Brad Eldred, R (1.3) OBP: 0.318, SLG: 0.578				L5						4	1	1	1	0	1	1											
41 Ryan Doumit, S (1.2) OBP: 0.335, SLG: 0.394										4	0	2	0	0	1	0											
Jose Castillo, R (1.4) OBP: 0.308, SLG: 0.417										4	0	1	1	0	1	1											
Michael Restovich, R (1.9) OBP: 0.315, SLG: 0.414 Rob Mackowiak, L (6. PH) OBP: 0.339, SLG: 0.406	F7									2	0	0	0	0	0	1											
2 Jack Wilson, R (1.6) OBP: 0.281, SLG: 0.350										3	0	1	0	1	0	2											
Mark Redman, L (1.1) 16 Salomon Torres, R (6.1) Mike Redman, R (7. PH) Rick White, R (7.1) 34 John Grabow, L (7.1) 11 Humberto Cota, R (6. PH) OBP: 0.291, SLG: 0.331										2	0	1	0	0	0	0											
<b>Inning Stats</b>	R: 0 E: 0 K: 0 S: 8	H: 0 LOB: 0 BB: 0 P: 12	R: 1 E: 0 K: 2 S: 10	H: 1 LOB: 0 BB: 0 P: 15	R: 0 E: 0 K: 0 S: 5	H: 0 LOB: 0 BB: 0 P: 8	R: 0 E: 0 K: 0 S: 6	H: 0 LOB: 0 BB: 0 P: 11	R: 0 E: 0 K: 0 S: 10	H: 2 LOB: 3 BB: 1 P: 17	R: 2 E: 0 K: 0 S: 15	H: 4 LOB: 2 BB: 0 P: 21	R: 0 E: 0 K: 2 S: 8	H: 0 LOB: 0 BB: 0 P: 11	R: 0 E: 0 K: 1 S: 7	H: 0 LOB: 0 BB: 0 P: 13	R: 0 E: 0 K: 1 S: 14	H: 2 LOB: 2 BB: 0 P: 17	1B: 8 2B: 0 3B: 0 HR: 1	SF: 0 SAC: 0 DP: 0 HBP: 0	WP: 1 PB: 0 SB: 0 CS: 0	PA: 37					
<b>PITCHER</b>	IP	WLS	BF	H	R	ER	SO	BB	IBB	HBP	BLK	WP	HR	S	P	ERA	WHIP										
58 Eude Brito, L (1.1) ERA: 1.8	5.0		19	3	1	1	2	0	1	0	0	0	1	39	63	1.80	0.600										
Rheal Cormier, L (6.1) ERA: 5.74	0.1	B	5	4	2	2	0	0	0	0	0	1	0	11	16	54.00	12.000										
63 Ryan Madson, R (6.1) ERA: 3.38	1.2	W	5	0	0	0	2	0	0	0	0	0	0	12	16	0.00	0.000										
Ugueth Urbina, R (8.1) ERA: 3.5	1.0	H	3	0	0	0	2	0	0	0	0	0	0	7	13	0.00	0.000										
Billy Wagner, L (9.1) ERA: 1.68	1.0	S	5	2	0	0	1	0	0	0	0	0	0	14	17	0.00	2.000										

Pittsburgh Pirates @ Philadelphia Phillies  
Citizens Bank Park, Philadelphia, PA  
Sun Aug 21 2005, 1:35 PM EDT  
Att: 40,689 - Sunny - 90 F

AB 36  
R 3  
H 9  
RBI 3  
BB 1  
SO 7  
LOB 14



Batter	1	2	3	4	5	6	7	8	9	AB	R	H	RBI	BB	SO	LOB	BOTTOM										
11 Jimmy Rollins, S (1.6) OBP: 0.306, SLG: 0.381	G6-3		G6-3		G6-3		F8			4	0	0	0	0	0	1											
Jason Michaels, R (1.8) OBP: 0.402, SLG: 0.406	G3			HR						3	2	1	0	1	0	0											
Bobby Abreu, L (1.9) OBP: 0.412, SLG: 0.497	F7			K						4	0	1	1	0	1	1											
Pat Burrell, R (1.7) OBP: 0.383, SLG: 0.505										3	1	2	2	1	0	0											
26 Chase Utley, L (1.4) OBP: 0.378, SLG: 0.515	K									3	1	1	0	1	1	3											
David Bell, R (1.5) OBP: 0.301, SLG: 0.356	L4-3									4	0	1	0	0	0	2											
Ramon Martinez, R (1.3) OBP: 0.311, SLG: 0.316 6 Ryan Howard, L (6. PH) OBP: 0.350, SLG: 0.455										2	0	1	0	0	1	0											
Todd Pratt, R (1.2) OBP: 0.331, SLG: 0.436										2	0	0	0	0	1	2											
58 Eude Brito, L (1.1) Rheal Cormier, L (6.1) 63 Ryan Madson, L (6.1) Endy Chavez, L (7. PH) Ugueth Urbina, R (8.1) Billy Wagner, L (9.1) OBP: 0.300, SLG: 0.300										2	0	0	0	0	1	3											
<b>Inning Stats</b>	R: 0 E: 0 K: 0 S: 8	H: 0 LOB: 0 BB: 0 P: 13	R: 0 E: 0 K: 1 S: 6	H: 1 LOB: 0 BB: 0 P: 9	R: 0 E: 0 K: 1 S: 10	H: 1 LOB: 1 BB: 0 P: 15	R: 3 E: 0 K: 2 S: 13	H: 3 LOB: 2 BB: 2 P: 30	R: 0 E: 0 K: 0 S: 9	H: 0 LOB: 0 BB: 0 P: 12	R: 0 E: 0 K: 1 S: 13	H: 1 LOB: 2 BB: 1 P: 22	R: 1 E: 0 K: 0 S: 16	H: 2 LOB: 2 BB: 1 P: 32	R: 0 E: 0 K: 0 S: 5	H: 0 LOB: 0 BB: 0 P: 6	1B: 4 2B: 4 3B: 0 HR: 1	SF: 0 SAC: 0 DP: 1 HBP: 0	WP: 1 PB: 0 SB: 0 CS: 0	PA: 35							
<b>PITCHER</b>	IP	WLS	BF	H	R	ER	SO	BB	IBB	HBP	BLK	WP	HR	S	P	ERA	WHIP										
Mark Redman, L (1.1) ERA: 4.78	5.1		24	6	3	3	4	2	1	0	0	0	1	49	86	5.06	1.500										
16 Salomon Torres, R (6.1) ERA: 3.86	0.2		2	0	0	0	1	0	0	0	0	0	0	10	15	0.00	0.000										
Rick White, R (7.1) ERA: 3.75	0.2	L	5	2	1	1	0	1	0	0	0	0	0	11	24	13.50	4.500										
34 John Grabow, L (7.1) ERA: 3.63	1.1		4	0	0	0	0	0	0	0	0	0	0	10	14	0.00	0.000										

Pittsburgh Pirates @ Philadelphia Phillies  
Citizens Bank Park, Philadelphia, PA  
Sun Aug 21 2005, 1:35 PM EDT  
Att: 40,689 - Sunny - 90 F

AB 31  
R 4  
H 8  
RBI 3  
BB 4  
SO 5  
LOB 14









Batter	1	2	3	4	5	6	7	8	9	AB	R	H	RBI	BB	SO	LOB	TOP								
11 Jimmy Rollins, S Rheal Cormier, L	P6	P4		BB		K	K		2B	5	0	1	1	1	2	3									
Kenny Lofton, L	1B		2B			G4-3			BB	4	1	2	0	1	1	1									
26 Chase Utley, L	P5		3B						P5	5	2	1	1	1	0	7									
Bobby Abreu, L	G6-3		G3						F7	6	1	1	0	0	0	5									
Pat Burrell, R Endy Chavez, L		2B	SF8						G5-3	4	2	3	2	0	0	0									
6 Ryan Howard, L	1B	2B	HR			K				5	3	4	3	0	1	1									
David Bell, R	1B	1B	BB			F9			K	4	0	1	1	1	1	4									
Mike Lieberthal, R	F8		1B			K			F8	5	0	1	1	0	1	3									
Vicente Padilla, R Tomas Perez, S	K	K	K			P4			1B	4	0	1	1	0	2	3									
<b>Inning Stats</b>	R: 0 E: 0 K: 0 S: 8	H: 1 LOB: 1 BB: 0 P: 11	R: 2 E: 0 K: 1 S: 13	H: 3 LOB: 1 BB: 0 P: 19	R: 3 E: 0 K: 1 S: 16	H: 4 LOB: 2 BB: 1 P: 23	R: 0 E: 0 K: 1 S: 11	H: 0 LOB: 1 BB: 0 P: 22	R: 0 E: 0 K: 2 S: 13	H: 1 LOB: 1 BB: 0 P: 20	R: 0 E: 0 K: 1 S: 7	H: 0 LOB: 0 BB: 0 P: 9	R: 4 E: 1 K: 1 S: 25	H: 4 LOB: 3 BB: 1 P: 44	R: 0 E: 0 K: 1 S: 11	H: 1 LOB: 1 BB: 0 P: 14	R: 1 E: 0 K: 0 S: 15	H: 2 LOB: 2 BB: 1 P: 31	1B: 10 2B: 4 3B: 1 HR: 1	SF: 1 SAC: 0 DP: 0 HBP: 1	WP: 0 PB: 0 SB: 2 CS: 0	PA: 49			
<b>PITCHER</b>	IP	WLS	BF	H	R	ER	SO	BB	IBB	HBP	BLK	WP	HR	S	P	ERA	WHIP								
Brett Tomko, R	3.0	L	18	8	5	5	2	1	0	0	0	0	1	37	53	15.00	3.000								
Jeff Fassero, L	3.0		11	1	0	0	4	1	0	0	0	0	0	31	51	0.00	0.667								
Jason Christiansen, L	0.1		7	4	4	3	0	1	0	0	0	0	0	17	31	81.00	15.000								
Jeremy Accardo, R	1.2		7	1	0	0	2	0	0	1	0	0	0	19	27	0.00	0.600								
Brian Cooper, R	1.0		6	2	1	1	0	1	0	0	0	0	0	15	31	9.00	3.000								

Philadelphia Phillies @ San Francisco Giants  
SBC Park, San Francisco, CA  
Tue Aug 23 2005, 10:15 PM EDT  
Att: 37,892 - Partly Cloudy - 63 F

AB	43
R	10
H	16
RBI	10
BB	4
SO	8
LOB	27



Batter	1	2	3	4	5	6	7	8	9	AB	R	H	RBI	BB	SO	LOB	BOTTOM								
2 Randy Winn, S	SF8		G6-3			F7			F7	4	1	1	0	0	0	1									
13 Omar Vizquel, S	SH1-3		P5			2B			G1-3	3	0	1	1	0	0	0									
J.T. Snow, L Yamid Haad, R	HBP		K			P6			G5-3	2	0	0	0	0	1	1									
Moises Alou, R	SF8		L8			G5-3			L4	3	0	0	1	0	0	1									
Ray Durham, S	G3		G3-1			G4-3				3	0	0	0	0	0	1									
Michael Tucker, L	G4-3		P5			F7				3	0	0	0	0	0	0									
Pedro Feliz, R	F8		F9			K				3	0	0	0	0	1	0									
Mike Matheny, R	F9		G1-3						G6-3	3	0	0	0	0	0	0									
Brett Tomko, R Deliv Lutz, R Jeff Fassero, L Todd Linden, S Jason Christiansen, R Jeremy Accardo, R Lance Niekro, R Brian Cooper, R	L9					2B			K	0	0	0	0	0	0	0									
<b>Inning Stats</b>	R: 1 E: 0 K: 0 S: 9	H: 1 LOB: 0 BB: 0 P: 22	R: 0 E: 0 K: 0 S: 8	H: 0 LOB: 0 BB: 0 P: 11	R: 0 E: 0 K: 1 S: 6	H: 0 LOB: 0 BB: 0 P: 7	R: 0 E: 0 K: 1 S: 6	H: 0 LOB: 0 BB: 0 P: 9	R: 0 E: 0 K: 0 S: 10	H: 2 LOB: 1 BB: 0 P: 14	R: 0 E: 0 K: 1 S: 8	H: 0 LOB: 0 BB: 0 P: 10	R: 0 E: 0 K: 1 S: 10	H: 0 LOB: 0 BB: 0 P: 12	R: 0 E: 0 K: 0 S: 4	H: 0 LOB: 0 BB: 0 P: 6	1B: 0 2B: 3 3B: 0 HR: 0	SF: 1 SAC: 1 DP: 0 HBP: 1	WP: 0 PB: 0 SB: 0 CS: 0	PA: 31					
<b>PITCHER</b>	IP	WLS	BF	H	R	ER	SO	BB	IBB	HBP	BLK	WP	HR	S	P	ERA	WHIP								
Vicente Padilla, R	8.0	W	28	3	2	2	3	0	0	1	0	0	0	63	94	2.25	0.375								
Rheal Cormier, L	1.0		3	0	0	0	0	0	0	0	0	0	0	4	6	0.00	0.000								

Philadelphia Phillies @ San Francisco Giants  
SBC Park, San Francisco, CA  
Tue Aug 23 2005, 10:15 PM EDT  
Att: 37,892 - Partly Cloudy - 63 F

AB	28
R	2
H	3
RBI	2
BB	0
SO	3
LOB	4





Batter	1	2	3	4	5	6	7	8	9	AB	R	H	RBI	BB	SO	LOB	TOP					
11 Jimmy Rollins, S OBP: 0.304, SLG: 0.377		SF7		G4-3		B3		K		4	1	1	1	0	1	0	Philadelphia Phillies @ San Francisco Giants SBC Park, San Francisco, CA Wed Aug 24 2005, 10:15 PM EDT Att: 36,812 - Clear - 65 F					
Kenny Lofton, L OBP: 0.376, SLG: 0.383				G6-3		E7		L7		5	1	3	0	0	0							
26 Chase Utley, L OBP: 0.375, SLG: 0.515	P5	SF9				E1				4	2	2	1	0	0	2						
Bobby Abreu, L OBP: 0.412, SLG: 0.494	E7	K2-3				G3				5	0	3	2	0	1	2						
Pat Burrell, R OBP: 0.386, SLG: 0.503 Ugueth Urbina, R OBP: 0.500, SLG: 0.500	P3			G5-3						2	0	0	0	3	0	2						
6 Ryan Howard, L OBP: 0.352, SLG: 0.473	K			G3-1		K		G4-3		5	0	0	1	0	2	8						
David Bell, R OBP: 0.303, SLG: 0.355						G6-3				5	1	3	0	0	0	2						
Mike Lieberthal, R OBP: 0.321, SLG: 0.397								G6-4-3		4	1	1	0	1	0	2						
Cory Lidle, R OBP: 0.196, SLG: 0.178 Robinson Tejeda, R OBP: 0.105, SLG: 0.211 Tomas Perez, S OBP: 0.297, SLG: 0.299 63 Ryan Madson, L OBP: 0.259, SLG: 0.292						K		F9		3	1	1	1	0	1	3						
Andy Chavez, L OBP: 0.259, SLG: 0.292										1	0	0	0	0	0	0						
<b>Inning Stats</b>	R: 1 E: 1 K: 1 S: 14	H: 3 LOB: 2 BB: 0 P: 24	R: 3 E: 0 K: 1 S: 16	H: 4 LOB: 1 BB: 0 P: 21	R: 0 E: 0 K: 0 S: 6	H: 1 LOB: 1 BB: 0 P: 10	R: 0 E: 0 K: 1 S: 11	H: 0 LOB: 0 BB: 0 P: 15	R: 1 E: 0 K: 0 S: 10	H: 2 LOB: 3 BB: 2 P: 22	R: 1 E: 2 K: 1 S: 13	H: 1 LOB: 2 BB: 1 P: 27	R: 0 E: 0 K: 0 S: 7	H: 1 LOB: 0 BB: 0 P: 12	R: 1 E: 0 K: 1 S: 17	H: 2 LOB: 2 BB: 1 P: 27	R: 0 E: 0 K: 0 S: 7	H: 0 LOB: 0 BB: 0 P: 12	1B: 12 2B: 2 3B: 0 HR: 0	SF: 2 SAC: 0 DP: 1 HBP: 0	WP: 0 PB: 0 SB: 1 CS: 0	PA: 45
<b>PITCHER</b>	IP WLS BF H R ER SO BB IBB HBP BLK WP HR S P ERA WHIP	5.0 L 27 10 5 5 3 1 1 0 0 0 0 57 92 9.00 2.200	1.0 6 1 1 0 1 0 1 0 0 0 0 7 12 0.00 1.000	1.0 3 1 0 0 0 0 0 0 0 0 0 7 12 0.00 1.000	1.0 6 2 1 1 1 1 0 0 0 0 0 17 27 9.00 3.000	1.0 3 0 0 0 0 0 0 0 0 0 0 7 12 0.00 0.000																


Batter	1	2	3	4	5	6	7	8	9	AB	R	H	RBI	BB	SO	LOB	BOTTOM			
2 Randy Winn, S OBP: 0.337, SLG: 0.414		G6-3		K				F8		5	1	1	0	0	1	1	Philadelphia Phillies @ San Francisco Giants SBC Park, San Francisco, CA Wed Aug 24 2005, 10:15 PM EDT Att: 36,812 - Clear - 65 F			
13 Omar Vizquel, S OBP: 0.352, SLG: 0.382	F8			G4-3						4	0	1	0	1	0	1				
J.T. Snow, L OBP: 0.340, SLG: 0.354 Pedro Feliz, R OBP: 0.312, SLG: 0.443						P5				3	1	1	0	1	0	1				
Moises Alou, R OBP: 0.413, SLG: 0.509										2	1	2	0	2	0	0				
Ray Durham, S OBP: 0.368, SLG: 0.436										4	0	1	2	0	1	4				
Edgardo Alfonzo, R OBP: 0.330, SLG: 0.353	SF8									3	0	0	1	0	0	1				
Todd Linden, S OBP: 0.305, SLG: 0.418										4	0	1	0	0	3	2				
Mike Matheny, R OBP: 0.310, SLG: 0.421										4	1	2	0	0	1	1				
41 Brad Hennessey, R ERA: 4.75 Jason Christiansen, R ERA: 5.36 Michael Tucker, L OBP: 0.196, SLG: 0.178 LaTroy Hawkins, R ERA: 3.68 Scott Eyre, L ERA: 2.89 Delivi Cruz, R OBP: 0.305, SLG: 0.399 Armando Benitez, R ERA: 5.25										1	0	0	0	0	0	0				
<b>Inning Stats</b>	R: 2 E: 0 K: 1 S: 15	H: 3 LOB: 2 BB: 1 P: 29	R: 1 E: 0 K: 0 S: 12	H: 2 LOB: 1 BB: 0 P: 20	R: 1 E: 0 K: 0 S: 10	H: 2 LOB: 1 BB: 0 P: 14	R: 0 E: 0 K: 1 S: 8	H: 0 LOB: 0 BB: 0 P: 11	R: 0 E: 0 K: 2 S: 10	H: 0 LOB: 0 BB: 0 P: 14	R: 0 E: 0 K: 0 S: 6	H: 1 LOB: 2 BB: 2 P: 17	R: 0 E: 0 K: 2 S: 11	H: 1 LOB: 1 BB: 0 P: 17	R: 0 E: 0 K: 0 S: 8	H: 0 LOB: 0 BB: 0 P: 12		1B: 8 2B: 0 3B: 1 HR: 0	SF: 1 SAC: 1 DP: 1 HBP: 0	WP: 1 PB: 0 SB: 3 CS: 0
<b>PITCHER</b>	IP WLS BF H R ER SO BB IBB HBP BLK WP HR S P ERA WHIP	4.0 W 7 0 0 0 3 1 0 0 0 0 0 19 32 9.00 0.500	1.0 H 5 1 0 0 0 2 0 0 0 0 0 6 17 0.00 3.000	1.0 H 4 1 0 0 2 0 0 0 0 0 0 11 17 0.00 1.000	1.0 S 3 0 0 0 0 0 0 0 0 0 0 8 12 0.00 0.000															



Batter	1	2	3	4	5	6	7	8	9	AB	R	H	RBI	BB	SO	LOB	TOP					
11 Jimmy Rollins, S OBP: 0.304, SLG: 0.380	F8		G6-3		F9		1B	3B		4	1	1	1	1	0	2						
Jason Michaels, R OBP: 0.407, SLG: 0.413	G6-3		G5-3			G6-4-3	1B	BB		4	1	2	1	1	0	1						
Bobby Abreu, L Aquilino Lopez, R	F8			K		F8	HR	FC6-4		5	1	1	4	0	1	3						
Pat Burrell, R OBP: 0.383, SLG: 0.498		F9		P4		G6-4-3	L4		K	5	0	0	0	0	1	1						
26 Chase Utley, L OBP: 0.375, SLG: 0.528		HR		G4-3			HR	P6	L9	5	2	2	2	0	0	0						
David Bell, R OBP: 0.302, SLG: 0.356		G4-3			SF9		F7	K	F9	5	1	1	0	0	1	0						
6 Ryan Howard, L OBP: 0.355, SLG: 0.471		G4-3			G3-4-1		1B	1B		3	2	1	0	1	0	1						
Mike Lieberthal, R OBP: 0.329, SLG: 0.401				SH3			1B	1B		2	2	2	0	2	0	0						
39 Brett Myers, R Ramon Martinez, R Aaron Fultz, L Kenney Lofton, L 63 Ryan Madson, L Andy Chavez, L			SH3			SF9		F8	3B	0	0	0	0	0	0	0						
<b>Inning Stats</b>	R: 0 E: 0 K: 0 S: 6	H: 0 LOB: 0 BB: 0 P: 8	R: 1 E: 0 K: 0 S: 9	H: 1 LOB: 0 BB: 0 P: 13	R: 0 E: 0 K: 0 S: 4	H: 0 LOB: 1 BB: 1 P: 9	R: 0 E: 0 K: 1 S: 11	H: 0 LOB: 0 BB: 0 P: 19	R: 1 E: 0 K: 0 S: 15	H: 1 LOB: 1 BB: 1 P: 26	R: 0 E: 0 K: 0 S: 7	H: 1 LOB: 0 BB: 0 P: 9	R: 6 E: 0 K: 0 S: 16	H: 4 LOB: 0 BB: 2 P: 30	R: 3 E: 0 K: 1 S: 29	H: 4 LOB: 2 BB: 1 P: 45	R: 0 E: 0 K: 1 S: 6	H: 0 LOB: 0 BB: 0 P: 10	1B: 5 2B: 1 3B: 2 HR: 3	SF: 1 SAC: 1 DP: 1 HBP: 0	WP: 0 PB: 0 SB: 0 CS: 0	PA: 42
<b>PITCHER</b>	IP	WLS	BF	H	R	ER	SO	BB	IBB	HBP	BLK	WP	HR	S	P	ERA	WHIP					
Brad Halsey, L ERA: 4.44	6.1	L	25	4	4	4	1	3	0	0	0	0	2	57	93	5.68	1.105					
Brandon Lyon, R ERA: 5.92	0.1		3	1	0	0	0	1	0	0	0	0	0	7	14	0.00	6.000					
Tim Worrell, R ERA: 6.28	0.1		3	2	4	4	0	0	0	0	0	0	1	4	7	108.00	6.000					
Jason Bulger, R ERA: 40.5	0.2		6	4	3	3	1	0	0	0	0	0	0	23	34	40.50	6.000					
Lance Cormier, R ERA: 5.43	1.1		5	0	0	0	1	1	0	0	0	0	0	12	21	0.00	0.750					

Philadelphia Phillies @ Arizona Diamondbacks  
Bank One Ballpark, Phoenix, AZ  
Fri Aug 26 2005, 9:40 PM EDT  
Att: 22,397 - Roof Closed - 79 F


AB 35  
R 11  
H 11  
RBI 11  
BB 5  
SO 3  
LOB 10



Batter	1	2	3	4	5	6	7	8	9	AB	R	H	RBI	BB	SO	LOB	BOTTOM				
Craig Counsell, L OBP: 0.368, SLG: 0.388	BB	K		F8			F8			3	0	0	0	1	1	3					
Royce Clayton, R OBP: 0.316, SLG: 0.361	K		G6-3		F8		G3			4	0	0	0	0	1	2					
Luis Gonzalez, L OBP: 0.369, SLG: 0.459	P2				L9		G6-3			4	0	1	0	0	0	2					
Troy Glaus, R OBP: 0.360, SLG: 0.507	K		HR		F9			K		4	1	1	1	0	2	1					
Chad Tracy, L OBP: 0.342, SLG: 0.516		1B				F8		K		3	1	1	0	1	1	0					
34 Conor Jackson, R OBP: 0.295, SLG: 0.368		1B	P4					K		2	1	0	0	2	1	1					
Luis Terrero, R OBP: 0.317, SLG: 0.381		K			P5		P5		F8	4	0	0	0	0	1	3					
Kelly Stinnett, R OBP: 0.366, SLG: 0.458		SH3			G5-3		K		P5	4	0	1	1	0	1	1					
Brad Halsey, L Brandon Lyon, R Tim Worrell, R Quinton McCracken, S Jason Bulger, R Lance Cormier, R Alex Cintron, S		SH3					G3		G5-3	0	0	0	1	1	0	0					
<b>Inning Stats</b>	R: 0 E: 0 K: 2 S: 11	H: 0 LOB: 1 BB: 1 P: 19	R: 2 E: 0 K: 2 S: 16	H: 2 LOB: 1 BB: 1 P: 30	R: 1 E: 0 K: 0 S: 9	H: 2 LOB: 1 BB: 1 P: 18	R: 0 E: 0 K: 0 S: 10	H: 0 LOB: 1 BB: 1 P: 17	R: 0 E: 0 K: 1 S: 8	H: 0 LOB: 0 BB: 0 P: 12	R: 0 E: 0 K: 1 S: 15	H: 0 LOB: 1 BB: 0 P: 14	R: 0 E: 0 K: 3 S: 10	H: 0 LOB: 0 BB: 0 P: 13	R: 0 E: 0 K: 0 S: 9	H: 0 LOB: 0 BB: 0 P: 11	1B: 4 2B: 0 3B: 0 HR: 1	SF: 0 SAC: 1 DP: 0 HBP: 0	WP: 0 PB: 0 SB: 0 CS: 0	PA: 36	
<b>PITCHER</b>	IP	WLS	BF	H	R	ER	SO	BB	IBB	HBP	BLK	WP	HR	S	P	ERA	WHIP				
39 Brett Myers, R ERA: 3.55	4.0		19	4	3	3	4	4	0	0	0	0	0	46	84	6.75	2.000				
Aaron Fultz, L ERA: 2.34	2.0	W	7	0	0	0	1	1	0	0	0	0	0	14	26	0.00	0.500				
63 Ryan Madson, R ERA: 3.28	1.0		4	1	0	0	0	0	0	0	0	0	0	15	24	0.00	1.000				
Aquilino Lopez, R ERA: 1.5	2.0		6	0	0	0	3	0	0	0	0	0	0	19	24	0.00	0.000				

Philadelphia Phillies @ Arizona Diamondbacks  
Bank One Ballpark, Phoenix, AZ  
Fri Aug 26 2005, 9:40 PM EDT  
Att: 22,397 - Roof Closed - 79 F

AB 30  
R 3  
H 5  
RBI 3  
BB 5  
SO 8  
LOB 13





Batter	1	2	3	4	5	6	7	8	9	AB	R	H	RBI	BB	SO	LOB	TOP										
11 Jimmy Rollins, S (1,6) X OBP: 0.305, SLG: 0.379	0-0 1B G1-4-3		2-1 P6		1-3 K		4-1 BB		1-1 F8	4	0	1	0	1	1	1	Philadelphia Phillies @ Arizona Diamondbacks Bank One Ballpark, Phoenix, AZ Sat Aug 27 2005, 4:05 PM EDT Att: 26,903 - Roof Closed - 80 F										
Kenny Lofton, L (1,8) 1 SAFE OBP: 0.372, SLG: 0.376	1-1 G1-4-3		1-2 G6-3		0-0 L8		1-2 G4-3			4	0	0	0	0	0	4											
26 Chase Utley, L (1,4) C OBP: 0.376, SLG: 0.526	1-3 K		4-1 BB			2-1 G4-3		4-2 BB		2	0	0	0	2	1	0											
Bobby Abreu, L (1,9) C OBP: 0.407, SLG: 0.493		2-2 G3-1	3-2 G6-3			2-1 G4-3		2-1 F7		4	0	0	0	0	0	2											
Pat Burrell, R (1,7) B OBP: 0.384, SLG: 0.497		3-2 1B		4-1 BB		1-1 L7		3-3 K		3	0	1	0	1	1	1											
6 Ryan Howard, L (1,3) C OBP: 0.358, SLG: 0.477		0-1 1B		2-3 BB			0-0 1B	0-3 K		4	0	2	0	0	2	2											
David Bell, R (1,5) B OBP: 0.302, SLG: 0.353		3-2 K		0-0 L5		0-1 F8		4-0 BB		3	0	0	0	1	1	4											
Todd Pratt, R (1,2) B OBP: 0.336, SLG: 0.434		4-0 IBB		1-0 G5-3		0-0 1B	1-2 1B	0-0 F9		3	0	1	0	1	0	2											
21 Jon Lieber, L (1,1) B OBP: 0.053, SLG: 0.071		3-2 G4-3			1-3 K			1-3 K		3	0	0	0	0	2	5											
Rheal Cormier, L (8,1) B Aquilino Lopez, R (8,1) B Endy Chavez, L (8,PH) B OBP: 0.263, SLG: 0.315										0	0	0	0	0	0	0											
Inning Stats	R: 0 E: 0 K: 1 S: 6	H: 1 LOB: 0 BB: 0 P: 8	R: 0 E: 0 K: 1 S: 16	H: 2 LOB: 3 BB: 1 P: 31	R: 0 E: 0 K: 0 S: 9	H: 0 LOB: 1 BB: 1 P: 19	R: 0 E: 0 K: 1 S: 8	H: 0 LOB: 0 BB: 0 P: 15	R: 0 E: 0 K: 2 S: 8	H: 0 LOB: 0 BB: 0 P: 10	R: 0 E: 0 K: 0 S: 6	H: 0 LOB: 0 BB: 0 P: 11	R: 0 E: 0 K: 1 S: 11	H: 2 LOB: 3 BB: 1 P: 17	R: 0 E: 0 K: 2 S: 14	H: 0 LOB: 1 BB: 1 P: 23	R: 0 E: 0 K: 1 S: 7	H: 0 LOB: 1 BB: 1 P: 13	1B: 4 2B: 1 3B: 0 HR: 0	SF: 0 SAC: 0 DP: 1 HBP: 0	WP: 0 PB: 0 SB: 1 CS: 0	PA: 37					
PITCHER	IP	WLS	BF	H	R	ER	SO	BB	IBB	HBP	BLK	WP	HR	S	P	ERA	WHIP										
17 Brandon Webb, R (1,1) ERA: 3.73	7.0	W	29	5	0	0	6	3	1	0	0	0	0	64	111	0.00	1.143										
Buddy Groom, L (8,1) ERA: 5.59	0.1	H	2	0	0	0	0	1	0	0	0	0	0	4	10	0.00	3.000										
Jose Valverde, R (8,1) ERA: 2.92	1.2	S	6	0	0	0	3	1	0	0	0	0	0	17	26	0.00	0.600										

Batter	1	2	3	4	5	6	7	8	9	AB	R	H	RBI	BB	SO	LOB	BOTTOM										
Craig Counsell, L (1,4) F X OBP: 0.369, SLG: 0.389	1-1 F9			2-1 F9		1-0 1B		4-2 SH3-4 BB		3	0	1	0	1	0	0	Philadelphia Phillies @ Arizona Diamondbacks Bank One Ballpark, Phoenix, AZ Sat Aug 27 2005, 4:05 PM EDT Att: 26,903 - Roof Closed - 80 F										
Royce Clayton, R (1,6) X OBP: 0.316, SLG: 0.361	0-0 L4			0-1 G3		0-0 HBP		0-0 SH3-4		3	0	1	0	0	0	0											
Luis Gonzalez, L (1,7) C OBP: 0.370, SLG: 0.457	2-1 G6-3			0-0 F8		1-1 HBP		4-1 FC5-4 BB		2	0	0	0	1	0	0											
Tony Clark, S (1,3) C OBP: 0.363, SLG: 0.645		0-2 K			0-2 F8	0-2 F7		2-3 K		4	0	0	0	0	2	5											
Troy Glaus, R (1,5) B OBP: 0.357, SLG: 0.502		2-1 G4-3			0-0 G4-3		2-2 F9	1-0 FC5-4		4	0	0	0	0	0	2											
Chad Tracy, L (1,9) C Quinton McCracken, S (9,9) B OBP: 0.314, SLG: 0.286		3-2 G6-3			1-1 1B		0-0 WP HR	1-2 2B		3	1	2	0	0	0	0											
Luis Terrero, R (1,8) B OBP: 0.310, SLG: 0.372			1-3 K		0-0 F7		0-3 K			3	0	0	0	0	2	2											
19 Chris Snyder, R (1,2) B Alex Cintron, S (7,PH) B Buddy Groom, L (8,1) B Jose Valverde, R (8,1) B			1-3 K			2-3 K	1-2 HR			2	0	0	0	0	2	0											
17 Brandon Webb, R (1,1) B Kelly Stinnett, R (7,PH) B OBP: 0.080, SLG: 0.061			2-3 K			0-1 G6-3	1-0 F8			2	0	0	0	0	1	0											
Inning Stats	R: 0 E: 0 K: 0 S: 5	H: 0 LOB: 0 BB: 0 P: 8	R: 0 E: 0 K: 1 S: 9	H: 0 LOB: 0 BB: 0 P: 14	R: 0 E: 0 K: 3 S: 10	H: 0 LOB: 0 BB: 0 P: 14	R: 0 E: 0 K: 0 S: 5	H: 0 LOB: 0 BB: 0 P: 7	R: 0 E: 0 K: 1 S: 11	H: 1 LOB: 1 BB: 0 P: 8	R: 2 E: 0 K: 1 S: 11	H: 2 LOB: 3 BB: 0 P: 15	R: 2 E: 0 K: 1 S: 11	H: 2 LOB: 0 BB: 0 P: 15	R: 0 E: 0 K: 1 S: 8	H: 0 LOB: 2 BB: 2 P: 19		1B: 2 2B: 2 3B: 0 HR: 1	SF: 0 SAC: 1 DP: 0 HBP: 1	WP: 1 PB: 0 SB: 0 CS: 0	PA: 32						
PITCHER	IP	WLS	BF	H	R	ER	SO	BB	IBB	HBP	BLK	WP	HR	S	P	ERA	WHIP										
21 Jon Lieber, R (1,1) ERA: 4.81	7.1	L	29	5	2	2	6	1	0	1	0	0	0	61	88	2.46	0.818										
Rheal Cormier, L (8,1) ERA: 5.59	0.1		2	0	0	0	1	1	0	0	0	0	0	4	10	0.00	3.000										
Aquilino Lopez, R (8,1) ERA: 1.42	0.1		1	0	0	0	0	0	0	0	0	0	0	1	2	0.00	0.000										

AB	31
R	0
H	5
RBI	0
BB	6
SO	9
LOB	22



AB	28
R	2
H	5
RBI	2
BB	2
SO	7
LOB	9





Batter	1	2	3	4	5	6	7	8	9	AB	R	H	RBI	BB	SO	LOB	TOP					
11 Jimmy Rollins, S OBP: 0.306, SLG: 0.379	0-0 P4	1-1 1B		2-1 F9			1-1 1B		2-3 K	5	0	2	0	0	1	0	Philadelphia Phillies @ Arizona Diamondbacks Bank One Ballpark, Phoenix, AZ Sun Aug 28 2005, 8:05 PM EDT Att: 31,112 - Roof Closed - 79 F					
Kenny Lofton, L OBP: 0.372, SLG: 0.375 Jason Michaels, R OBP: 0.404, SLG: 0.412 (7, PH)	0-2 F8	0-1 1B			2-0 F8		1-3 1B		0-1 F9	3	0	1	0	0	0	0						
26 Chase Utley, L OBP: 0.374, SLG: 0.524	2-0 E9	1-2 P2			3-2 G1-3		3-H F8		0-2 F7	5	0	1	0	0	0	4						
Bobby Abreu, L OBP: 0.406, SLG: 0.490	4-1 BB			2-2 G4-3		2-1 P5		1-3 K		3	0	0	0	1	1	1						
Pat Burrell, R OBP: 0.386, SLG: 0.511	1-3 K			3-2 HR		4-2 G3-6-3 BB			3-2 HR	3	2	2	2	1	1	2						
6 Ryan Howard, L OBP: 0.360, SLG: 0.492		0-0 HR		2-2 G4-3		1-2 F8		1-2 FC5-4 1B		4	1	2	1	0	0	1						
David Bell, R OBP: 0.299, SLG: 0.350		1-0 P4		0-0 G1-3		3-2 G3-6-3		3-1 F9		4	0	0	0	0	0	2						
Mike Lieberthal, R OBP: 0.328, SLG: 0.408		2-3 K		1-1 G4-3			0-0 HR	1-2 FC5-4		4	1	1	1	0	1	1						
Vicente Padilla, R ERA: 5.05 Aaron Fultz, L ERA: 2.25 Aquilino Lopez, R ERA: 1.29 Rheal Cormier, L ERA: 6.34 58 Eude Brito, L ERA: 1.59		4-0 1B 1B BB		1-0 P5			4-2 11 1B SF9 BB	3-3 K		0	0	0	0	0	0	0						
Inning Stats	R: 0 E: 1 K: 1 S: 10	H: 1 LOB: 2 BB: 1 P: 17	R: 1 E: 0 K: 1 S: 12	H: 3 LOB: 3 BB: 1 P: 21	R: 1 E: 0 K: 0 S: 11	H: 1 LOB: 0 BB: 0 P: 18	R: 0 E: 0 K: 0 S: 5	H: 0 LOB: 0 BB: 0 P: 9	R: 0 E: 0 K: 0 S: 6	H: 0 LOB: 0 BB: 0 P: 13	R: 0 E: 0 K: 0 S: 10	H: 0 LOB: 0 BB: 1 P: 18	R: 2 E: 1 K: 1 S: 16	H: 2 LOB: 1 BB: 1 P: 28	R: 1 E: 0 K: 1 S: 17	H: 2 LOB: 1 BB: 0 P: 20		R: 0 E: 0 K: 1 S: 8	H: 0 LOB: 0 BB: 0 P: 10	1B: 4 2B: 1 3B: 0 HR: 4	SF: 1 SAC: 0 DP: 1 HBP: 0	WP: 0 PB: 0 SB: 0 CS: 0
PITCHER	IP	WLS	BF	H	R	ER	SO	BB	IBB	HBP	BLK	WP	HR	S	P	ERA	WHIP					
Claudio Vargas, R	6.0	W	28	7	4	4	2	4	0	0	0	0	3	59	106	6.00	1.833					
Buddy Groom, L	1.0	H	3	0	0	0	1	0	0	0	0	0	0	11	18	0.00	0.000					
28 Brandon Medders, R	1.0		5	2	1	1	1	0	0	0	0	0	1	17	28	9.00	2.000					
Tim Worrell, R	1.0		3	0	0	0	1	0	0	0	0	0	0	8	10	0.00	0.000					

AB 34  
R 5  
H 9  
RBI 5  
BB 4  
SO 5  
LOB 12



Batter	1	2	3	4	5	6	7	8	9	AB	R	H	RBI	BB	SO	LOB	BOTTOM				
Craig Counsell, L OBP: 0.365, SLG: 0.385	1-3 K	2-0 G3		0-1 G3		0-3 K	2-2 G1-3			5	0	0	0	0	2	6	Philadelphia Phillies @ Arizona Diamondbacks Bank One Ballpark, Phoenix, AZ Sun Aug 28 2005, 8:05 PM EDT Att: 31,112 - Roof Closed - 79 F				
Royce Clayton, R OBP: 0.315, SLG: 0.358	1-3 K		4-2 F7 HR BB	1-3 K		3-1 G5-3	0-0 G3-1			4	1	0	0	1	2	0					
Luis Gonzalez, L OBP: 0.372, SLG: 0.455	0-2 G4-3		4-1 F7 HR BB	1-2 HR BB		2-1 F8 HBP	4-0 E 1B BB	1-3 K		2	2	0	0	2	1	0					
Tony Clark, S OBP: 0.364, SLG: 0.639		2-0 G3	3-2 F7		2-0 L8		1-1 E7 HR BB	4-0 BB		4	1	1	0	1	0	3					
Troy Glaus, R OBP: 0.361, SLG: 0.512	1-1 1B	2B	4-2 HR BB		0-2 F8		2-2 HR	4-1 BB		3	3	2	3	2	0	1					
Shawn Green, L OBP: 0.359, SLG: 0.497	1-0 BB 1B	E 1B	2-0 HR		1-2 G6-3		1-0 2B 34 SF8 1B	1-3 K		5	3	3	4	0	1	3					
Chad Tracy, L OBP: 0.344, SLG: 0.518 Luis Terrero, R OBP: 0.315, SLG: 0.385	1-1 E BB	1-2 2H 1B	0-0 F8			2-2 G4-3	2-2 2B			3	0	1	1	0	0	0					
Kelly Stinnett, R OBP: 0.378, SLG: 0.453	4-2 E BB	1-2 2-3 3H	3-0 P6			3-2 E6 1B	4-0 BB			2	0	1	0	2	0	0					
Claudio Vargas, R OBP: 0.103, SLG: 0.103 Buddy Groom, L	0-1 E1			2-2 G4-3		0-2 F9	0-1 SF8			3	0	0	1	0	0	3					
34 Conor Jackson, R OBP: 0.289, SLG: 0.368 28 Brandon Medders, R Tim Worrell, R	1-2 2-3 3H									0	0	0	0	0	0	0					
Inning Stats	R: 0 E: 0 K: 2 S: 11	H: 0 LOB: 0 BB: 0 P: 13	R: 2 E: 1 K: 0 S: 11	H: 3 LOB: 2 BB: 1 P: 22	R: 4 E: 0 K: 0 S: 12	H: 1 LOB: 3 BB: 3 P: 32	R: 0 E: 0 K: 1 S: 10	H: 0 LOB: 0 BB: 0 P: 13	R: 0 E: 1 K: 1 S: 5	H: 1 LOB: 1 BB: 0 P: 20	R: 4 E: 1 K: 0 S: 18	H: 4 LOB: 2 BB: 2 P: 37	R: 0 E: 0 K: 2 S: 8	H: 0 LOB: 2 BB: 2 P: 18	R: 0 E: 0 K: 2 S: 8	H: 0 LOB: 2 BB: 2 P: 18	1B: 5 2B: 2 3B: 0 HR: 2	SF: 1 SAC: 0 DP: 1 HBP: 1	WP: 0 PB: 0 SB: 0 CS: 0	PA: 42	
PITCHER	IP	WLS	BF	H	R	ER	SO	BB	IBB	HBP	BLK	WP	HR	S	P	ERA	WHIP				
Vicente Padilla, R	3.0	L	17	4	6	6	2	4	0	0	0	0	0	34	67	18.00	2.667				
Aaron Fultz, L	2.1		8	0	0	0	1	0	0	1	0	0	0	21	31	0.00	0.000				
Aquilino Lopez, R	0.2		3	1	0	0	1	0	0	0	0	0	0	12	15	0.00	1.500				
Rheal Cormier, L	0.1		6	4	4	4	0	1	0	0	0	0	1	12	25	108.00	15.000				
58 Eude Brito, L	0.2		3	0	0	0	0	1	0	0	0	0	0	6	12	0.00	1.500				

AB 32  
R 10  
H 9  
RBI 10  
BB 8  
SO 6  
LOB 16





Batter	1	2	3	4	5	6	7	8	9	AB R H RBI BB SO LOB	TOP									
11 Jimmy Rollins, S OBP: 0.307, SLG: 0.378	F8			B1-3					K	4 0 1 1 1 1 2	Philadelphia Phillies @ New York Mets Shea Stadium, Flushing, NY Tue Aug 30 2005, 7:10 PM EDT Att: 36,505 - Cloudy - 82 F									
Kenny Lofton, L OBP: 0.372, SLG: 0.390	HR	F7			2B	F8			G6-3	5 1 2 1 0 0 3										
26 Chase Utley, L OBP: 0.375, SLG: 0.522	K								F8	4 0 1 0 1 1 0										
Bobby Abreu, L OBP: 0.405, SLG: 0.488	HR	1B			1B	F7				4 1 1 0 0 1 2										
Pat Burrell, R OBP: 0.387, SLG: 0.518	HR				1B	F7				4 1 2 2 0 1 1										
6 Ryan Howard, L OBP: 0.398, SLG: 0.488	K									4 0 1 0 0 3 3										
David Bell, R OBP: 0.299, SLG: 0.349										4 0 1 0 0 1 0										
Mike Lieberthal, R OBP: 0.330, SLG: 0.409										4 1 2 0 0 0 2										
Robinson Tejeda, R OBP: 0.100, SLG: 0.200										1 0 0 0 0 1 2										
63 Ryan Madson, L										0 0 0 0 0 0 0										
Endy Chavez, L OBP: 0.259, SLG: 0.309										1 0 0 0 0 0 0										
Ugueth Urbina, R										0 0 0 0 0 0 0										
<b>Inning Stats</b>	R: 3 H: 3 E: 0 K: 2 S: 26	H: 3 LOB: 0 BB: 0 P: 36	R: 1 H: 2 E: 0 K: 0 S: 9	H: 2 LOB: 1 BB: 0 P: 13	R: 0 H: 0 E: 0 K: 2 S: 9	H: 0 LOB: 0 BB: 0 P: 12	R: 0 H: 2 E: 0 K: 1 S: 12	H: 3 LOB: 2 BB: 0 P: 15	R: 0 H: 1 E: 0 K: 0 S: 12	H: 0 LOB: 2 BB: 1 P: 21	R: 0 H: 0 E: 0 K: 1 S: 11	H: 0 LOB: 1 BB: 1 P: 20	R: 0 H: 0 E: 0 K: 1 S: 9	H: 0 LOB: 0 BB: 0 P: 11	R: 0 H: 0 E: 0 K: 1 S: 10	H: 0 LOB: 0 BB: 0 P: 16	1B: 8 2B: 1 3B: 0 HR: 2	SF: 0 SAC: 1 DP: 0 HBP: 0	WP: 0 PB: 0 SB: 1 CS: 0	PA: 39
<b>PITCHER</b>	IP WLS BF H R ER SO BB IBB HBP BLK WP HR S P ERA WHIP											IP WLS BF H R ER SO BB IBB HBP BLK WP HR S P ERA WHIP								
Jae Weong Seo, R ERA: 1.86	(1, 1) 5.0 24 10 4 4 6 0 0 0 0 0 2 67 92 7.20 2.000																			
Aaron Heilman, R ERA: 3.71	(6, 1) 2.0 9 1 0 0 1 2 0 0 0 0 0 23 41 0.00 1.500																			
Juan Padilla, R ERA: 1.96	(8, 1) 1.0 W 3 0 0 0 1 0 0 0 0 0 0 9 11 0.00 0.000																			
Braden Looper, R ERA: 3.23	(9, 1) 1.0 S 3 0 0 0 1 0 0 0 0 0 0 10 16 0.00 0.000																			

Batter	1	2	3	4	5	6	7	8	9	AB R H RBI BB SO LOB	BOTTOM									
7 José Reyes, S OBP: 0.301, SLG: 0.391	G6-3						F7			5 1 2 0 0 0 1	Philadelphia Phillies @ New York Mets Shea Stadium, Flushing, NY Tue Aug 30 2005, 7:10 PM EDT Att: 36,505 - Cloudy - 82 F									
Miguel Cairo, R OBP: 0.295, SLG: 0.332	G4-3									4 0 0 0 0 0 2										
15 Carlos Beltrán, S OBP: 0.330, SLG: 0.426	HR									3 1 3 2 1 0 0										
Cliff Floyd, L OBP: 0.361, SLG: 0.512	E5									4 0 0 0 0 1 4										
5 David Wright, R OBP: 0.395, SLG: 0.531	F8									3 1 1 0 1 1 1										
Mike Jacobs, L OBP: 0.438, SLG: 0.808										3 0 0 0 1 1 2										
Chris Woodward, R OBP: 0.345, SLG: 0.415										0 0 0 0 0 0 0										
Victor Diaz, R OBP: 0.355, SLG: 0.516										3 1 2 0 1 0 1										
11 Ramon Castro, R OBP: 0.333, SLG: 0.466										4 2 2 3 0 1 2										
Jae Weong Seo, R Kazuo Matsui, S Aaron Heilman, R Marlon Anderson, L Juan Padilla, R Jose Offerman, S Braden Looper, R										1 0 0 0 0 0 1 1 0 0 0 0 0 0 0 0 0 0 0 0 0 1 0 0 0 0 0 1 0 0 0 0 0 0 0 1 0 0 0 0 0 0 0 0 0 0 0 0 0										
<b>Inning Stats</b>	R: 1 H: 1 E: 1 K: 0 S: 14	H: 1 LOB: 1 BB: 0 P: 21	R: 0 H: 1 E: 0 K: 1 S: 11	H: 1 LOB: 1 BB: 0 P: 13	R: 0 H: 1 E: 0 K: 0 S: 10	H: 1 LOB: 1 BB: 0 P: 16	R: 0 H: 2 E: 0 K: 0 S: 11	H: 2 LOB: 1 BB: 0 P: 18	R: 1 H: 2 E: 0 K: 0 S: 12	H: 2 LOB: 1 BB: 0 P: 21	R: 0 H: 0 E: 0 K: 1 S: 5	H: 0 LOB: 0 BB: 1 P: 11	R: 1 H: 1 E: 0 K: 1 S: 14	H: 1 LOB: 2 BB: 1 P: 27	R: 3 H: 2 E: 0 K: 1 S: 18	H: 2 LOB: 1 BB: 2 P: 32	1B: 5 2B: 2 3B: 1 HR: 2	SF: 0 SAC: 0 DP: 2 HBP: 1	WP: 1 PB: 0 SB: 2 CS: 0	PA: 38
<b>PITCHER</b>	IP WLS BF H R ER SO BB IBB HBP BLK WP HR S P ERA WHIP											IP WLS BF H R ER SO BB IBB HBP BLK WP HR S P ERA WHIP								
Robinson Tejeda, R ERA: 3.19	(1, 1) 6.0 25 7 2 2 2 1 0 0 0 1 0 63 100 3.00 1.333																			
63 Ryan Madson, R ERA: 3.31	(7, 1) 1.0 H 6 1 1 1 1 1 0 1 0 1 0 14 27 9.00 2.000																			
Ugueth Urbina, R ERA: 3.82	(8, 1) 1.0 L 7 2 3 3 1 2 0 0 0 0 0 1 18 32 27.00 4.000																			



Batter	1	2	3	4	5	6	7	8	9	AB	R	H	RBI	BB	SO	LOB	TOP								
11 Jimmy Rollins, S OBP: 0.308, SLG: 0.380	1-0 2B		1-2 F7		2-2 G6-3		0-1 SH5-3 26 HR 1B		2-2 F7	5	1	2	0	0	0	2	Philadelphia Phillies @ New York Mets Shea Stadium, Flushing, NY Wed Aug 31 2005, 7:10 PM EDT Att: 43,780 - Cloudy - 83 F								
Kenny Lofton, L OBP: 0.371, SLG: 0.388	1-2 P2		0-0 F8		2-1 L9		0-0 SH5-3		1-1 2B 1B	4	1	1	0	0	0	2									
26 Chase Utley, L OBP: 0.375, SLG: 0.534	0-2 F8		1-1 F7			2-1 HR	0-0 2H HR		1-2 L4	5	2	2	3	0	0	3									
Bobby Abreu, L OBP: 0.409, SLG: 0.493	4-1 BB			0-3 K		4-1 BB	1-2 2B		2-2 1B 2B	3	1	2	2	2	1	0									
Pat Burrell, R OBP: 0.385, SLG: 0.514	1-0 F7			2-2 F9		2-3 K	0-2 P6		1-1 1B	5	0	1	1	0	1	4									
Billy Wagner, L OBP: 0.500, SLG: 0.500						1-2 K			2H 1B	0	0	0	0	0	0	0									
6 Ryan Howard, L OBP: 0.355, SLG: 0.495		1-3 K		1-0 HR		3-3 K		1-0 G4-3	3-2 F8	5	1	1	1	0	2	2									
David Bell, R OBP: 0.296, SLG: 0.346		0-0 F8		1-0 F7		0-0 P6		1-0 L1		4	0	0	0	0	0	1									
Mike Lieberthal, R OBP: 0.334, SLG: 0.421		0-0 1B			4-0 G6-3 11 39 SH3-4 BB		0-0 HR		0-3 K	3	1	2	1	1	1	0									
39 Brett Myers, R OBP: 0.179, SLG: 0.135		0-3 K			0-0 SH3-4		1-3 K		4-2 1B 2B BB	2	0	0	0	0	2	1									
Ugueth Urbina, R OBP: 0.306, SLG: 0.299										0	0	0	0	0	0	0									
Endy Chavez, L OBP: 0.259, SLG: 0.309										0	0	0	0	0	0	0									
<b>Inning Stats</b>	R: 0 E: 0 K: 0 S: 11	H: 1 LOB: 2 BB: 1 P: 18	R: 0 E: 0 K: 2 S: 8	H: 1 LOB: 1 BB: 0 P: 9	R: 0 E: 0 K: 1 S: 6	H: 0 LOB: 0 BB: 0 P: 8	R: 1 E: 0 K: 1 S: 8	H: 1 LOB: 0 BB: 0 P: 12	R: 0 E: 0 K: 2 S: 6	H: 0 LOB: 1 BB: 1 P: 14	R: 1 E: 0 K: 2 S: 10	H: 1 LOB: 1 BB: 1 P: 21	R: 3 E: 0 K: 1 S: 15	H: 4 LOB: 1 BB: 0 P: 17	R: 0 E: 0 K: 1 S: 6	H: 0 LOB: 0 BB: 0 P: 8	R: 3 E: 0 K: 0 S: 22	H: 3 LOB: 1 BB: 1 P: 36	1B: 4 2B: 3 3B: 0 HR: 4	SF: 0 SAC: 2 DP: 0 HBP: 0	WP: 0 PB: 0 SB: 1 CS: 0	PA: 42			
<b>PITCHER</b>	IP WLS BF H R ER SO BB IBB HBP BLK WP HR S P ERA WHIP	7.0 L 32 8 5 5 6 3 0 0 0 0 4 64 99 6.43 1.571	2.0 10 3 3 3 1 1 0 0 0 0 0 0 28 44 13.50 2.000																						

AB	36
R	8
H	11
RBI	8
BB	4
SO	7
LOB	15



Batter	1	2	3	4	5	6	7	8	9	AB	R	H	RBI	BB	SO	LOB	BOTTOM							
7 José Reyes, S OBP: 0.301, SLG: 0.390	1-1 G5-3	1-1 G4-3			1-0 S 1B		2-3 K			4	0	1	0	0	1	0	Philadelphia Phillies @ New York Mets Shea Stadium, Flushing, NY Wed Aug 31 2005, 7:10 PM EDT Att: 43,780 - Cloudy - 83 F							
Miguel Cairo, R OBP: 0.295, SLG: 0.328	1-3 K		1-1 15 FC4 HBP		0-3 K		2-1 G4-3			3	0	0	0	0	2	1								
15 Carlos Beltrán, S OBP: 0.329, SLG: 0.425	3-0 S 1B		2-2 FC4		1-0 G6-3		2-3 K			4	1	1	0	0	1	2								
Cliff Floyd, L OBP: 0.360, SLG: 0.510	3-2 5 BB 1B		3-0 F9			0-1 F8		1-3 K		4	0	1	1	0	1	1								
5 David Wright, R OBP: 0.395, SLG: 0.529	4-2 FC6 BB		2-3 K			0-1 F9			2-2 11 E DI HBP	2	0	0	0	1	1	1								
Mike Jacobs, L OBP: 0.429, SLG: 0.793	1-2 FC6			3-3 K		3-2 K			1-3 K	3	0	1	0	0	1	2								
Jose Offerman, S OBP: 0.292, SLG: 0.333										1	0	0	0	0	1	1								
Victor Diaz, R OBP: 0.353, SLG: 0.508		0-0 G6-3		0-1 G5-3			0-0 F8		4-2 BB	3	0	0	0	1	0	1								
11 Ramon Castro, R OBP: 0.337, SLG: 0.487		0-0 HR		0-1 P6			3-2 G4-6-3 1B		0-1 L5	4	1	2	1	0	0	2								
45 Pedro Martinez, R OBP: 0.097, SLG: 0.082		0-3 K			1-3 K		0-1 G4-6-3		2-2 F9	2	0	0	0	0	2	0								
Marlon Anderson, L OBP: 0.321, SLG: 0.352										1	0	0	0	0	0	1								
Heath Bell, R OBP: 0.292, SLG: 0.333										0	0	0	0	0	0	0								
Chris Woodward, R OBP: 0.343, SLG: 0.413							1-2 K			1	0	0	0	0	0	2								
<b>Inning Stats</b>	R: 1 E: 0 K: 1 S: 17	H: 2 LOB: 2 BB: 1 P: 30	R: 1 E: 0 K: 1 S: 7	H: 1 LOB: 0 BB: 0 P: 8	R: 0 E: 0 K: 1 S: 10	H: 0 LOB: 0 BB: 0 P: 18	R: 0 E: 0 K: 1 S: 7	H: 0 LOB: 0 BB: 0 P: 10	R: 0 E: 0 K: 2 S: 8	H: 1 LOB: 1 BB: 0 P: 11	R: 0 E: 0 K: 0 S: 9	H: 1 LOB: 1 BB: 0 P: 12	R: 0 E: 0 K: 1 S: 8	H: 1 LOB: 0 BB: 0 P: 13	R: 0 E: 0 K: 2 S: 8	H: 0 LOB: 0 BB: 0 P: 13	R: 0 E: 1 K: 1 S: 15	H: 0 LOB: 2 BB: 1 P: 24	1B: 4 2B: 1 3B: 0 HR: 1	SF: 0 SAC: 0 DP: 1 HBP: 2	WP: 0 PB: 0 SB: 2 CS: 0	PA: 36		
<b>PITCHER</b>	IP WLS BF H R ER SO BB IBB HBP BLK WP HR S P ERA WHIP	7.0 W 28 6 2 2 7 1 0 1 0 0 8 66 102 2.57 1.000	1.0 H 3 0 0 0 2 0 0 0 0 0 0 8 13 0.00 0.000	1.0 5 0 0 0 1 1 0 1 0 0 0 0 15 24 0.00 1.000																				

AB	32
R	2
H	6
RBI	2
BB	2
SO	10
LOB	14





Batter	1	2	3	4	5	6	7	8	9	AB	R	H	RBI	BB	SO	LOB	TOP			
11 Jimmy Rollins, S OBP: 0.307, SLG: 0.379	G5-3	G6-3			F9			P2	1-1	5	0	1	0	0	0	0	Philadelphia Phillies @ New York Mets Shea Stadium, Flushing, NY Thu Sep 01 2005, 1:10 PM EDT Att: 38,316 - Sunny - 80 F			
Jason Michaels, R OBP: 0.404, SLG: 0.413	G1-3 1B 2B		F9		G4-3			1B BB	1-2	4	1	1	0	1	0	2				
Bobby Abreu, L OBP: 0.411, SLG: 0.494	G1-3 1B BB		G3			2-1		1B	1-2	3	1	2	0	1	0	0				
Pat Burrell, R OBP: 0.384, SLG: 0.511	G1-3					0-1		1B	1-2	3	0	0	0	0	1	5				
Endy Chavez, L OBP: 0.259, SLG: 0.309	1-2 2-3					0-1		K	1-2	0	0	0	0	0	0	0				
26 Chase Utley, L OBP: 0.374, SLG: 0.531	1B BB					3-3		G4-3	2-1	3	0	0	0	1	1	4				
David Bell, R OBP: 0.296, SLG: 0.345	1-3 2-H 3-H				L5			F9	0-2	4	0	1	2	0	0	0				
6 Ryan Howard, L OBP: 0.353, SLG: 0.505	K				K			L9	2-0	4	1	1	1	0	2	2				
Todd Pratt, R OBP: 0.333, SLG: 0.424		G6-3			F9			BB	3-2	3	0	0	0	1	0	0				
21 Jon Lieber, L OBP: 0.050, SLG: 0.068								K	0-0	3	0	0	0	0	3	1				
Ugueth Urbina, R OBP: 0.318, SLG: 0.373								K	1-1	1	0	0	0	0	0	0				
Billy Wagner, L OBP: 0.500, SLG: 0.500								1B	1-1	0	0	0	0	0	0	0				
<b>Inning Stats</b>	R: 2 E: 0 K: 1 S: 15	H: 2 LOB: 2 BB: 2 P: 26	R: 0 E: 0 K: 1 S: 11	H: 0 LOB: 0 BB: 0 P: 14	R: 0 E: 0 K: 0 S: 7	H: 0 LOB: 1 BB: 1 P: 16	R: 0 E: 0 K: 1 S: 9	H: 0 LOB: 0 BB: 0 P: 16	R: 0 E: 0 K: 1 S: 13	H: 1 LOB: 1 BB: 0 P: 19	R: 0 E: 0 K: 1 S: 10	H: 0 LOB: 1 BB: 1 P: 22	R: 0 E: 0 K: 1 S: 8	H: 1 LOB: 2 BB: 1 P: 18	R: 1 E: 0 K: 0 S: 15	H: 3 LOB: 2 BB: 0 P: 22	1B: 5 2B: 1 3B: 0 HR: 1	SF: 0 SAC: 0 DP: 0 HBP: 0	WP: 0 PB: 0 SB: 0 CS: 1	PA: 38
<b>PITCHER</b>	IP WLS BF H R ER SO BB IBB HBP BLK WP HR S P ERA WHIP	IP WLS BF H R ER SO BB IBB HBP BLK WP HR S P ERA WHIP	IP WLS BF H R ER SO BB IBB HBP BLK WP HR S P ERA WHIP	IP WLS BF H R ER SO BB IBB HBP BLK WP HR S P ERA WHIP	IP WLS BF H R ER SO BB IBB HBP BLK WP HR S P ERA WHIP	IP WLS BF H R ER SO BB IBB HBP BLK WP HR S P ERA WHIP	IP WLS BF H R ER SO BB IBB HBP BLK WP HR S P ERA WHIP	IP WLS BF H R ER SO BB IBB HBP BLK WP HR S P ERA WHIP	IP WLS BF H R ER SO BB IBB HBP BLK WP HR S P ERA WHIP	IP WLS BF H R ER SO BB IBB HBP BLK WP HR S P ERA WHIP	IP WLS BF H R ER SO BB IBB HBP BLK WP HR S P ERA WHIP	IP WLS BF H R ER SO BB IBB HBP BLK WP HR S P ERA WHIP	IP WLS BF H R ER SO BB IBB HBP BLK WP HR S P ERA WHIP	IP WLS BF H R ER SO BB IBB HBP BLK WP HR S P ERA WHIP	IP WLS BF H R ER SO BB IBB HBP BLK WP HR S P ERA WHIP	IP WLS BF H R ER SO BB IBB HBP BLK WP HR S P ERA WHIP	IP WLS BF H R ER SO BB IBB HBP BLK WP HR S P ERA WHIP			
Tom Glavine, L ERA: 4.0	7.0	L	27	3	2	2	6	4	0	0	0	0	0	0	74	127	2.57	1.000		
Roberto Hernandez, R ERA: 2.67	1.0		5	1	0	0	1	1	0	0	0	0	0	8	18	0.00	2.000			
Braden Looper, R ERA: 3.33	1.0		6	3	1	1	0	0	0	0	0	0	0	15	22	9.00	3.000			

Philadelphia Phillies @ New York Mets  
 Shea Stadium, Flushing, NY  
 Thu Sep 01 2005, 1:10 PM EDT  
 Att: 38,316 - Sunny - 80 F

AB	33
R	3
H	7
RBI	3
BB	5
SO	7
LOB	14



Batter	1	2	3	4	5	6	7	8	9	AB	R	H	RBI	BB	SO	LOB	BOTTOM			
7 José Reyes, S OBP: 0.302, SLG: 0.395	G5-3		E8			G4-3		F8		4	1	2	0	0	0	0	Philadelphia Phillies @ New York Mets Shea Stadium, Flushing, NY Thu Sep 01 2005, 1:10 PM EDT Att: 38,316 - Sunny - 80 F			
Kazuo Matsui, S OBP: 0.280, SLG: 0.306	F8		P6			G4-3		FC4-6 BB	4-2	3	0	0	1	1	0	1				
15 Carlos Beltrán, S OBP: 0.327, SLG: 0.421	F7					F8		K	1-3	4	0	0	0	0	1	1				
Cliff Floyd, L OBP: 0.359, SLG: 0.508						F7		FC4-6	0-0	4	0	1	0	0	0	1				
5 David Wright, R OBP: 0.394, SLG: 0.527						G5-3		K	0-3	4	0	1	0	0	2	2				
Mike Jacobs, L OBP: 0.395, SLG: 0.719						G1-3		K	3-2	3	0	0	0	0	1	2				
Victor Diaz, R OBP: 0.348, SLG: 0.500						K		K	2-3	3	0	0	0	0	2	1				
Mike DiFelice, R OBP: 0.167, SLG: 0.063						K		K	0-3	2	0	0	0	0	2	0				
Marlon Anderson, L OBP: 0.319, SLG: 0.351						K		K	3-3	1	0	0	0	0	1	0				
11 Ramon Castro, R OBP: 0.337, SLG: 0.487						K		K	0-0	0	0	0	0	0	0	0				
Tom Glavine, L OBP: 0.173, SLG: 0.140						G1-3		K	3-3	2	0	0	0	0	0	0				
Roberto Hernandez, R ERA: 2.67						G6-3		K	2-1	1	0	0	0	0	0	0				
Jose Offerman, S OBP: 0.290, SLG: 0.330										1	0	0	0	0	1	0				
Braden Looper, R ERA: 3.33										0	0	0	0	0	0	0				
<b>Inning Stats</b>	R: 0 E: 0 K: 0 S: 7	H: 1 LOB: 1 BB: 0 P: 10	R: 0 E: 0 K: 1 S: 10	H: 1 LOB: 0 BB: 0 P: 16	R: 0 E: 0 K: 1 S: 7	H: 1 LOB: 1 BB: 0 P: 10	R: 0 E: 0 K: 0 S: 11	H: 1 LOB: 1 BB: 0 P: 16	R: 1 E: 0 K: 0 S: 6	H: 1 LOB: 0 BB: 0 P: 7	R: 0 E: 0 K: 2 S: 16	H: 0 LOB: 0 BB: 0 P: 20	R: 0 E: 0 K: 2 S: 9	H: 0 LOB: 1 BB: 0 P: 15	R: 0 E: 0 K: 2 S: 10	H: 0 LOB: 1 BB: 1 P: 15	1B: 3 2B: 0 3B: 1 HR: 0	SF: 0 SAC: 0 DP: 0 HBP: 0	WP: 0 PB: 0 SB: 1 CS: 0	PA: 32
<b>PITCHER</b>	IP WLS BF H R ER SO BB IBB HBP BLK WP HR S P ERA WHIP	IP WLS BF H R ER SO BB IBB HBP BLK WP HR S P ERA WHIP	IP WLS BF H R ER SO BB IBB HBP BLK WP HR S P ERA WHIP	IP WLS BF H R ER SO BB IBB HBP BLK WP HR S P ERA WHIP	IP WLS BF H R ER SO BB IBB HBP BLK WP HR S P ERA WHIP	IP WLS BF H R ER SO BB IBB HBP BLK WP HR S P ERA WHIP	IP WLS BF H R ER SO BB IBB HBP BLK WP HR S P ERA WHIP	IP WLS BF H R ER SO BB IBB HBP BLK WP HR S P ERA WHIP	IP WLS BF H R ER SO BB IBB HBP BLK WP HR S P ERA WHIP	IP WLS BF H R ER SO BB IBB HBP BLK WP HR S P ERA WHIP	IP WLS BF H R ER SO BB IBB HBP BLK WP HR S P ERA WHIP	IP WLS BF H R ER SO BB IBB HBP BLK WP HR S P ERA WHIP	IP WLS BF H R ER SO BB IBB HBP BLK WP HR S P ERA WHIP	IP WLS BF H R ER SO BB IBB HBP BLK WP HR S P ERA WHIP	IP WLS BF H R ER SO BB IBB HBP BLK WP HR S P ERA WHIP	IP WLS BF H R ER SO BB IBB HBP BLK WP HR S P ERA WHIP				
21 Jon Lieber, R ERA: 4.67	7.0	W	25	4	1	1	6	0	0	0	0	0	0	0	68	98	1.29	0.571		
Ugueth Urbina, R ERA: 3.7	1.0	H	3	0	0	0	2	0	0	0	0	0	0	9	15	0.00	0.000			
Billy Wagner, L ERA: 1.6	1.0	S	4	0	0	0	2	1	0	0	0	0	0	10	15	0.00	1.000			

Philadelphia Phillies @ New York Mets  
 Shea Stadium, Flushing, NY  
 Thu Sep 01 2005, 1:10 PM EDT  
 Att: 38,316 - Sunny - 80 F

AB	31
R	1
H	4
RBI	1
BB	1
SO	10
LOB	8





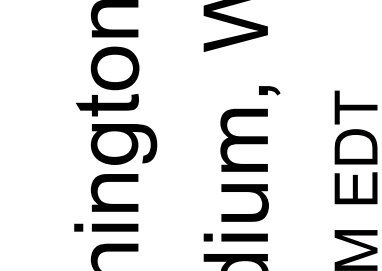
Batter	1	2	3	4	5	6	7	8	9	AB	R	H	RBI	BB	SO	LOB	TOP										
11 Jimmy Rollins, S OBP: 0.306, SLG: 0.377	G5-3		L4		G5-4-3			G4-3		5	0	1	0	0	0	3	Philadelphia Phillies @ Washington Nationals Robert F. Kennedy Memorial Stadium, Washington, DC Fri Sep 02 2005, 7:05 PM EDT Att: 28,939 - Partly Cloudy - 84 F										
Jason Michaels, R OBP: 0.407, SLG: 0.425	1B		1B	HR	1B		G6-3	G4-3		5	3	3	0	0	0	1											
Bobby Abreu, L OBP: 0.412, SLG: 0.494	S		K		26 G3			G6-3		4	0	2	2	1	1	2											
Pat Burrell, R OBP: 0.386, SLG: 0.511 Endy Chavez, L OBP: 0.259, SLG: 0.309	FC6-4		26 BB		K					4	1	2	0	1	2	2											
26 Chase Utley, L OBP: 0.372, SLG: 0.526	K		HR		G3					0	0	0	0	0	0	0											
David Bell, R OBP: 0.299, SLG: 0.353	FC6-4		HR							4	1	2	4	1	1	3											
6 Ryan Howard, L OBP: 0.351, SLG: 0.500 Aquilino Lopez, R OBP: 0.317, SLG: 0.372 Geoff Geary, R OBP: 0.200, SLG: 0.200		K	2B		F7					4	1	1	0	0	2	3											
Mike Lieberthal, R OBP: 0.333, SLG: 0.422	P3		1B							0	0	0	0	0	0	0											
Vicente Padilla, R OBP: 0.263, SLG: 0.265 Ramon Martinez, R OBP: 0.296, SLG: 0.303	K									1	0	0	0	2	1	0											
										1	0	0	0	0	0	0											
<b>Inning Stats</b>	R: 1 E: 0 K: 1 S: 16	H: 2 LOB: 2 BB: 1 P: 25	R: 0 E: 0 K: 2 S: 8	H: 0 LOB: 0 BB: 0 P: 11	R: 5 E: 0 K: 1 S: 23	H: 5 LOB: 2 BB: 2 P: 41	R: 1 E: 0 K: 1 S: 12	H: 2 LOB: 2 BB: 1 P: 23	R: 0 E: 0 K: 0 S: 6	H: 0 LOB: 0 BB: 1 P: 11	R: 0 E: 0 K: 1 S: 8	H: 1 LOB: 1 BB: 0 P: 14	R: 0 E: 0 K: 0 S: 6	H: 1 LOB: 1 BB: 0 P: 9	R: 0 E: 0 K: 3 S: 12	H: 1 LOB: 1 BB: 0 P: 18	1B: 8 2B: 3 3B: 0 HR: 1	SF: 0 SAC: 0 DP: 1 HBP: 0	WP: 1 PB: 0 SB: 1 CS: 0	PA: 43							
<b>PITCHER</b>	IP	WLS	BF	H	R	ER	SO	BB	IBB	HBP	BLK	WP	HR	S	P	ERA	WHIP										
John Halama, L ERA: 5.8	3.0	L	19	7	6	6	4	3	0	0	0	0	1	47	77	18.00	3.333										
Mike Stanton, L ERA: 5.35	3.0		12	2	1	1	2	2	1	0	0	0	0	26	48	3.00	1.333										
Joey Eischen, L ERA: 3.29	2.0		8	2	0	0	1	0	0	0	0	1	0	13	23	0.00	1.000										
Hector Carrasco, R ERA: 2.05	1.0		4	1	0	0	3	0	0	0	0	0	0	12	18	0.00	1.000										

Batter	1	2	3	4	5	6	7	8	9	AB	R	H	RBI	BB	SO	LOB	BOTTOM										
Brad Wilkerson, L OBP: 0.353, SLG: 0.415 Kenny Kelly, R OBP: 0.333, SLG: 0.333	FC4-6				F8					3	0	2	1	1	0	1	Philadelphia Phillies @ Washington Nationals Robert F. Kennedy Memorial Stadium, Washington, DC Fri Sep 02 2005, 7:05 PM EDT Att: 28,939 - Partly Cloudy - 84 F										
Deivi Cruz, R OBP: 0.297, SLG: 0.388 Hector Carrasco, R	FC4-6				F7					4	0	0	0	0	0	6											
24 Nick Johnson, L OBP: 0.403, SLG: 0.469 Tony Blanco, R OBP: 0.220, SLG: 0.298	F7				F7					3	0	0	0	0	0	2											
Preston Wilson, R OBP: 0.327, SLG: 0.472 Joey Eischen, L OBP: 0.333, SLG: 0.333 Rick Short, R OBP: 0.500, SLG: 0.333										2	0	0	0	0	1	0											
Vinny Castilla, R OBP: 0.320, SLG: 0.394 Mike Stanton, L	F7									0	0	0	0	0	0	0											
Brandon Watson, L OBP: 0.304, SLG: 0.400										1	0	1	0	1	0	0											
Brian Schneider, L OBP: 0.339, SLG: 0.417										4	0	0	0	0	0	2											
Marlon Byrd, R OBP: 0.306, SLG: 0.337										4	0	0	0	0	1	0											
Jamey Carroll, R OBP: 0.333, SLG: 0.270										2	1	0	0	2	0	0											
John Halama, L OBP: 0.250, SLG: 0.250 11 Ryan Zimmerman, R OBP: 0.250, SLG: 0.500										1	0	1	0	0	0	0											
										3	0	1	0	0	0	1											
<b>Inning Stats</b>	R: 0 E: 0 K: 0 S: 9	H: 0 LOB: 2 BB: 1 P: 17	R: 1 E: 0 K: 0 S: 17	H: 2 LOB: 2 BB: 1 P: 28	R: 0 E: 0 K: 2 S: 9	H: 0 LOB: 0 BB: 0 P: 12	R: 0 E: 0 K: 0 S: 10	H: 0 LOB: 0 BB: 0 P: 15	R: 0 E: 0 K: 0 S: 13	H: 1 LOB: 1 BB: 0 P: 18	R: 0 E: 0 K: 0 S: 9	H: 1 LOB: 2 BB: 1 P: 14	R: 0 E: 0 K: 0 S: 10	H: 1 LOB: 2 BB: 1 P: 18	R: 0 E: 0 K: 0 S: 9	H: 0 LOB: 1 BB: 1 P: 15	R: 0 E: 0 K: 1 S: 6	H: 0 LOB: 0 BB: 0 P: 7	1B: 3 2B: 2 3B: 0 HR: 0	SF: 0 SAC: 0 DP: 1 HBP: 1	WP: 0 PB: 0 SB: 0 CS: 0	PA: 36					
<b>PITCHER</b>	IP	WLS	BF	H	R	ER	SO	BB	IBB	HBP	BLK	WP	HR	S	P	ERA	WHIP										
Vicente Padilla, R ERA: 4.51	6.0	W	24	4	1	1	2	2	0	1	0	0	0	19	33	0.00	1.500										
Aquilino Lopez, R ERA: 1.0	2.0		9	1	0	0	0	2	0	0	0	0	0	6	7	0.00	0.000										
Geoff Geary, R ERA: 4.06	1.0		3	0	0	0	1	0	0	0	0	0	0	6	7	0.00	0.000										

AB 37  
R 7  
H 12  
RBI 7  
BB 6  
SO 10  
LOB 20



AB 31  
R 1  
H 5  
RBI 1  
BB 4  
SO 3  
LOB 14






Batter	1	2	3	4	5	6	7	8	9	10	11	12	AB	R	H	RBI	BB	SO	LOB	TOP									
11 Jimmy Rollins, S OBP: 0.304, SLG: 0.375	P4		L1		F7			1B	P5		FC3-2		6	0	1	0	0	0	7										
Kenny Lofton, L OBP: 0.367, SLG: 0.384	K			G6-3		K		1B		K	FC6-4		6	0	1	0	0	3	3										
26 Chase Utley, L OBP: 0.370, SLG: 0.520	G5-3			F7		K		1B		G4-3			5	0	0	0	1	2	0										
Bobby Abreu, L OBP: 0.410, SLG: 0.489		K		G6-3		G3-1		K				F8	5	0	0	0	1	2	3										
Pat Burrell, R 8 Shane Bieber, L Aron Fultz, R Michael Taylor, L Tommy Pham, R 63 Ryan Madson, L Jason Michaels, R Ugueth Urbina, R Hector Carrasco, R	HR				L5		K		6 HR	K		K	4	1	2	1	0	1	0										
6 Ryan Howard, L OBP: 0.352, SLG: 0.511	F9				FC1-6		K		14+ HR		K		5	1	2	2	0	2	0										
David Bell, R OBP: 0.300, SLG: 0.362	G6-3				FC1-6		G6-3		HR		BB	11 FC3-2	5	1	2	1	0	0	1										
Todd Pratt, R OBP: 0.335, SLG: 0.420	G5-3				1B			G5-3	P3		11 FC3-2	BB	4	0	1	0	0	0	1										
58 Eude Brito, L Michael Taylor, L Geoff Geary, R Tommy Pham, R 63 Ryan Madson, L Jason Michaels, R Ugueth Urbina, R Hector Carrasco, R			K					K	G1-3		11 FC3-2	BB	1	0	0	0	0	0	1										
<b>Inning Stats</b>	R: 0 E: 0 K: 10 S: 10	H: 0 LOB: 0 BB: 0 P: 14	R: 1 E: 0 K: 1 S: 13	H: 1 LOB: 0 BB: 0 P: 21	R: 0 E: 0 K: 1 S: 11	H: 0 LOB: 0 BB: 0 P: 15	R: 0 E: 0 K: 0 S: 8	H: 0 LOB: 0 BB: 0 P: 14	R: 0 E: 0 K: 2 S: 9	H: 0 LOB: 0 BB: 0 P: 12	R: 0 E: 0 K: 2 S: 7	H: 0 LOB: 0 BB: 0 P: 8	R: 0 E: 0 K: 2 S: 13	H: 2 LOB: 3 BB: 1 P: 20	R: 3 E: 0 K: 0 S: 16	H: 3 LOB: 1 BB: 0 P: 23	R: 0 E: 0 K: 2 S: 11	H: 0 LOB: 1 BB: 1 P: 19	R: 0 E: 0 K: 1 S: 15	H: 1 LOB: 3 BB: 1 P: 24	R: 0 E: 0 K: 2 S: 9	H: 0 LOB: 0 BB: 0 P: 15	1B: 5 2B: 1 3B: 0 HR: 3	SF: 0 SAC: 0 DP: 0 HBP: 1	WP: 0 PB: 0 CS: 0	PA: 50			
<b>PITCHER</b>	IP WLS BF H R ER SO BB IBB HBP BLK WP HR S P ERA WHIP	22 John Patterson, R ERA: 2.44	7.2 0.1 29 5 0 0 1 1 0 0 0 0 0 4 8 1.17 0.783	32 Chad Cordero, R ERA: 3.25	1.0 2.0 10 1 0 0 3 2 0 1 0 0 0 26 43 0.00 1.500	Gary Majewski, R ERA: 2.74	1.0 1.0 3 0 0 0 2 0 0 0 0 0 0 9 15 0.00 0.000	<b>PITCHER</b>	IP WLS BF H R ER SO BB IBB HBP BLK WP HR S P ERA WHIP	Aquilino Lopez, R ERA: 0.96	12.1 0.1 3 1 1 0 0 1 0 0 0 0 0 21 35 0.00 0.333	63 Ryan Madson, R ERA: 3.8	1.0 6 2 2 0 0 0 0 0 0 0 0 0 12 17 0.00 2.000	Ugueth Urbina, R ERA: 3.65	1.0 5 1 0 0 2 1 0 0 0 0 0 0 10 20 0.00 2.000	Aaron Fultz, L ERA: 2.18	2.0 6 0 0 0 1 0 0 0 0 0 0 0 12 21 0.00 0.000												

Philadelphia Phillies @ Washington Nationals  
 Robert F. Kennedy Memorial Stadium, Washington, DC  
 Sat Sep 03 2005, 7:05 PM EDT  
 Att. 30,561 - Partly Cloudy - 79 F


AB 45  
 R 4  
 H 9  
 RBI 4  
 BB 4  
 SO 14  
 LOB 17



Batter	1	2	3	4	5	6	7	8	9	10	11	12	AB	R	H	RBI	BB	SO	LOB	BOTTOM								
Brad Wilkerson, L OBP: 0.353, SLG: 0.413	G3			G3-1			K		G3	PB	G4-3		5	0	1	0	0	1	1									
Deivi Cruz, R OBP: 0.298, SLG: 0.388	2B	HBP			G6-3		G3-1		G3	BB		G1-3	5	1	1	0	1	0	2									
24 Nick Johnson, L OBP: 0.403, SLG: 0.468	2B				P3		G3-1		G3			PB	1	0	0	0	1	0	2									
Rick Short, R OBP: 0.400, SLG: 0.250	BB				G4-3		G5-3		K			BB	1	0	0	0	0	0	0									
Jose Guillen, R OBP: 0.354, SLG: 0.517	BB								1-2 2-3			BB	2	1	0	0	1	0	2									
Preston Wilson, R OBP: 0.327, SLG: 0.472	1B	2B			F8		G4-3		G5-3		K		6	1	2	2	0	1	2									
Vinny Castilla, R OBP: 0.318, SLG: 0.392	1B				G1-3		G4-3		E3		G4-3		5	1	1	0	0	0	0									
Marlon Byrd, R OBP: 0.313, SLG: 0.341	1B				K				1B		K		4	1	2	2	1	2	0									
Gary Bennett, R OBP: 0.300, SLG: 0.299	L7				K		FC1-6-4		1B		G3-1		5	0	1	1	0	1	3									
Jamey Carroll, R OBP: 0.328, SLG: 0.265	P3				F7		F9		FC4				5	0	0	0	0	0	2									
22 John Patterson, R ERA: 2.79					HBP		G6-3		K				3	0	2	0	0	0	0									
32 Chad Cordero, R ERA: 3.25					1B								0	0	0	0	0	0	0									
Brandon Watson, L ERA: 3.27													1	0	0	0	0	1	0									
Gary Majewski, R ERA: 2.74													0	0	0	0	0	0	0									
Tony Blanco, R ERA: 3.65													1	0	0	0	0	0	0									
Hector Carrasco, R ERA: 2.02													0	0	0	0	0	0	0									
<b>Inning Stats</b>	R: 2 E: 0 K: 0 S: 16	H: 4 LOB: 2 BB: 1 P: 27	R: 0 E: 0 K: 0 S: 9	H: 1 LOB: 2 BB: 0 P: 13	R: 0 E: 0 K: 1 S: 12	H: 0 LOB: 0 BB: 0 P: 10	R: 0 E: 0 K: 1 S: 12	H: 1 LOB: 1 BB: 0 P: 20	R: 0 E: 0 K: 0 S: 6	H: 0 LOB: 0 BB: 0 P: 11	R: 0 E: 0 K: 1 S: 9	H: 0 LOB: 0 BB: 0 P: 16	R: 0 E: 0 K: 0 S: 6	H: 0 LOB: 1 BB: 0 P: 17	R: 2 E: 1 K: 0 S: 12	H: 2 LOB: 1 BB: 0 P: 10	R: 0 E: 0 K: 2 S: 10	H: 1 LOB: 2 BB: 1 P: 20	R: 0 E: 0 K: 1 S: 6	H: 0 LOB: 0 BB: 0 P: 11	R: 0 E: 0 K: 0 S: 6	H: 0 LOB: 0 BB: 0 P: 10	R: 1 E: 0 K: 0 S: 6	H: 1 LOB: 1 BB: 1 P: 11	1B: 7 2B: 3 3B: 0 HR: 0	SF: 0 SAC: 0 DP: 0 HBP: 1	WP: 0 PB: 2 SB: 0 CS: 0	PA: 49
<b>PITCHER</b>	IP WLS BF H R ER SO BB IBB HBP BLK WP HR S P ERA WHIP	58 Eude Brito, L ERA: 2.79	4.0 3.0 19 6 0 0 2 1 0 0 0 0 0 21 35 0.00 0.333	Geoff Geary, R ERA: 3.8	1.0 6 2 2 0 0 0 0 0 0 0 0 0 12 17 0.00 2.000	Ugueth Urbina, R ERA: 3.65	1.0 5 1 0 0 2 1 0 0 0 0 0 0 10 20 0.00 2.000	Aaron Fultz, L ERA: 2.18	2.0 6 0 0 0 1 0 0 0 0 0 0 0 12 21 0.00 0.000																			

Philadelphia Phillies @ Washington Nationals  
 Robert F. Kennedy Memorial Stadium, Washington, DC  
 Sat Sep 03 2005, 7:05 PM EDT  
 Att. 30,561 - Partly Cloudy - 79 F

AB 44  
 R 5  
 H 10  
 RBI 5  
 BB 4  
 SO 6  
 LOB 14













Batter	1	2	3	4	5	6	7	8	9	AB	R	H	RBI	BB	SO	LOB	TOP		
Willy Taveras, R OBP: 0.324, SLG: 0.342	F9		1-2 1B		F9			L8		4	0	1	0	0	0	0			
Craig Biggio, R OBP: 0.330, SLG: 0.455	HR		F5			G6-3		K		4	1	1	1	0	1	2			
Luke Scott, L OBP: 0.289, SLG: 0.271	G4-3		G4-3			K			F8	4	0	0	0	0	1	2			
17 Lance Berkman, S OBP: 0.402, SLG: 0.508 4 Eric Bruntlett, R OBP: 0.291, SLG: 0.381	G3-1			G5-3		K			16 S 16 1B BB	3	0	0	0	1	1	0			
16 Jason Lane, R OBP: 0.303, SLG: 0.485 Charles Gipson, R (9, PR) 54 Brad Lidge, R (9, 1)		K		F9				P6	CS S 1-H 1B	4	0	1	1	0	1	0			
Mike Lamb, L OBP: 0.247, SLG: 0.366 Jose Vizcaino, S OBP: 0.315, SLG: 0.356	P3			FC6-4 1B		G4-3		G4-3	1-3 2B	3	0	1	0	0	0	0			
28 Adam Everett, R OBP: 0.292, SLG: 0.373	F7			FC6-4 1B					3-3 K	4	0	1	0	0	1	3			
Brad Ausmus, R OBP: 0.343, SLG: 0.320			K		G5-3			FC6-4 1B		3	0	0	0	0	1	1			
44 Roy Oswalt, R OBP: 0.188, SLG: 0.148 2 Chris Burke, R OBP: 0.306, SLG: 0.361			1B		G1-3			G4-3		3	0	1	0	0	0	0			
<b>Inning Stats</b>	R: 1 E: 0 K: 0 S: 9	H: 1 LOB: 0 BB: 0 P: 14	R: 0 E: 0 K: 1 S: 6	H: 0 LOB: 0 BB: 0 P: 12	R: 0 E: 0 K: 1 S: 14	H: 2 LOB: 2 BB: 0 P: 19	R: 0 E: 0 K: 0 S: 7	H: 1 LOB: 1 BB: 0 P: 11	R: 0 E: 0 K: 2 S: 10	H: 0 LOB: 0 BB: 0 P: 13	R: 0 E: 0 K: 0 S: 9	H: 1 LOB: 1 BB: 0 P: 11	R: 0 E: 0 K: 1 S: 9	H: 0 LOB: 0 BB: 0 P: 13	R: 1 E: 0 K: 1 S: 14	H: 2 LOB: 2 BB: 1 P: 28	1B: 5 2B: 1 3B: 0 HR: 1	SF: 0 SAC: 0 DP: 0 HBP: 0	WP: 0 PA: 34 PB: 0 SB: 3 CS: 1
<b>PITCHER</b>	IP	WLS	BF	H	R	ER	SO	BB	IBB	HBP	BLK	WP	HR	S	P	ERA	WHIP		
21 Jon Lieber, R ERA: 4.54	7.0		26	5	1	1	4	0	0	0	0	0	1	64	91	1.29	0.714		
Ugueth Urbina, R ERA: 3.59	1.0	3	0	0	0	1	0	0	0	0	0	0	0	9	13	0.00	0.000		
Billy Wagner, L ERA: 1.69	1.0	L	5	2	1	1	1	1	0	0	0	0	0	14	28	9.00	3.000		

Houston Astros @ Philadelphia Phillies  
Citizens Bank Park, Philadelphia, PA  
Tue Sep 06 2005, 7:05 PM EDT  
Att: 30,600 - Clear - 76 F

AB 33  
R 2  
H 7  
RBI 2  
BB 1  
SO 6  
LOB 8



Batter	1	2	3	4	5	6	7	8	9	AB	R	H	RBI	BB	SO	LOB	BOTTOM				
11 Jimmy Rollins, S OBP: 0.306, SLG: 0.376	K			G4-3	G3			BB SH5-3 1B	K	5	0	1	0	0	2	2					
Kenny Lofton, L OBP: 0.398, SLG: 0.385	G5-3			2B 1B		K		SH5-3		3	0	1	0	0	1	0					
26 Chase Utley, L OBP: 0.365, SLG: 0.512	L5			P2		P5		K		4	0	0	0	0	1	2					
Bobby Abreu, L OBP: 0.407, SLG: 0.483		P4		1-3 2B		K		BB IBB		3	0	1	0	1	1	0					
Pat Burrell, R OBP: 0.384, SLG: 0.507	F8			K		1B BB		1-2 2-3 BB		2	0	0	0	2	1	2					
6 Ryan Howard, L OBP: 0.350, SLG: 0.511	G3				HR	K		G4-3		4	1	1	1	0	1	4					
David Bell, R OBP: 0.299, SLG: 0.358			F8		P2				K	4	0	1	0	0	1	0					
Todd Pratt, R OBP: 0.339, SLG: 0.422 Endy Chavez, L OBP: 0.281, SLG: 0.304			K		1B		F8		11 S 1B	4	0	2	0	0	1	2					
21 Jon Lieber, L OBP: 0.048, SLG: 0.066 Michael Tucker, L OBP: 0.316, SLG: 0.367 Ugueth Urbina, R (8, 1) Billy Wagner, L OBP: 0.500, SLG: 0.500 Tomas Perez, S OBP: 0.302, SLG: 0.295		G5-3			K		F8		F9	2	0	0	0	0	1	1					
<b>Inning Stats</b>	R: 0 E: 0 K: 1 S: 5	H: 0 LOB: 0 BB: 0 P: 6	R: 0 E: 0 K: 0 S: 7	H: 0 LOB: 0 BB: 0 P: 8	R: 0 E: 0 K: 1 S: 8	H: 0 LOB: 0 BB: 0 P: 8	R: 0 E: 0 K: 1 S: 13	H: 2 LOB: 2 BB: 0 P: 16	R: 1 E: 0 K: 1 S: 11	H: 2 LOB: 1 BB: 0 P: 13	R: 0 E: 0 K: 2 S: 10	H: 0 LOB: 0 BB: 0 P: 14	R: 0 E: 0 K: 1 S: 13	H: 1 LOB: 2 BB: 1 P: 20	R: 0 E: 0 K: 1 S: 12	H: 1 LOB: 3 BB: 2 P: 25	R: 0 E: 0 K: 2 S: 14	H: 1 LOB: 2 BB: 0 P: 17	1B: 5 2B: 1 3B: 0 HR: 1	SF: 0 SAC: 1 DP: 0 HBP: 0	WP: 0 PA: 37 PB: 0 SB: 1 CS: 0
<b>PITCHER</b>	IP	WLS	BF	H	R	ER	SO	BB	IBB	HBP	BLK	WP	HR	S	P	ERA	WHIP				
44 Roy Oswalt, R ERA: 2.84	8.0	W	33	6	1	1	8	2	1	1	0	0	0	79	110	1.12	1.000				
54 Brad Lidge, R ERA: 2.33	1.0	S	4	1	0	0	2	0	0	0	0	0	0	14	17	0.00	1.000				

Houston Astros @ Philadelphia Phillies  
Citizens Bank Park, Philadelphia, PA  
Tue Sep 06 2005, 7:05 PM EDT  
Att: 30,600 - Clear - 76 F

AB 33  
R 1  
H 7  
RBI 1  
BB 3  
SO 10  
LOB 16









Batter	1	2	3	4	5	6	7	8	9	AB	R	H	RBI	BB	SO	LOB	TOP								
Luis Castillo, S OBP: 0.393, SLG: 0.375	G5-3	FC6-4		G4-6-3			FC6-4		G6-3	5	0	0	0	0	0	4	<b>Florida Marlins @ Philadelphia Phillies</b> Citizens Bank Park, Philadelphia, PA Fri Sep 09 2005, 7:05 PM EDT Att: 32,933 - Clear - 80 F								
Jeff Conine, R OBP: 0.377, SLG: 0.399	K		E		G6-4-3		P4		1B	5	1	3	0	0	1										
Miguel Cabrera, R OBP: 0.393, SLG: 0.579	F9		E4		G6-4-3		G5-3		K	5	1	1	1	0	1	3									
Carlos Delgado, L OBP: 0.388, SLG: 0.561		G5-3		G4-3					1B	4	1	2	0	1	0	0									
Juan Encarnacion, R OBP: 0.359, SLG: 0.472		1B	G6-4-3			G5-3		K	G4-3	5	1	1	0	0	1	4									
Damon Easley, R OBP: 0.313, SLG: 0.431		E			G5-3					3	1	2	0	1	0	0									
Juan Pierre, L OBP: 0.322, SLG: 0.344		E9	G1-3							4	0	3	2	0	0	1									
20 Matt Treanor, R OBP: 0.301, SLG: 0.271	FC6									3	0	1	1	0	0	2									
Ron Villone, L										0	0	0	0	0	0	0									
Paul Quantrill, L										0	0	0	0	0	0	0									
27 Jeremy Hermida, L (8, PH) Guillermo Mota, R										1	0	1	0	0	0	0									
A.J. Burnett, R OBP: 0.145, SLG: 0.267										1	0	0	0	0	1	2									
Brian Moehler, R OBP: 0.128, SLG: 0.109	K									1	0	0	0	0	1	1									
14 Josh Willingham, R OBP: 0.500, SLG: 0.333										2	0	1	0	0	0	2									
<b>Inning Stats</b>	R: 0 E: 0 K: 1 S: 9	H: 0 LOB: 0 BB: 0 P: 13	R: 2 E: 1 K: 1 S: 15	H: 2 LOB: 2 BB: 1 P: 21	R: 2 E: 1 K: 0 S: 16	H: 4 LOB: 1 BB: 0 P: 22	R: 0 E: 0 K: 1 S: 7	H: 1 LOB: 0 BB: 0 P: 10	R: 0 E: 0 K: 0 S: 10	H: 1 LOB: 0 BB: 0 P: 15	R: 0 E: 0 K: 0 S: 9	H: 1 LOB: 1 BB: 0 P: 12	R: 0 E: 0 K: 0 S: 10	H: 1 LOB: 1 BB: 0 P: 17	R: 1 E: 0 K: 1 S: 16	H: 3 LOB: 2 BB: 1 P: 25	R: 0 E: 0 K: 1 S: 13	H: 2 LOB: 2 BB: 0 P: 21	1B: 14 2B: 3 3B: 0 HR: 0	SF: 0 SAC: 0 DP: 3 HBP: 0	WP: 0 PB: 0 SB: 3 CS: 0	PA: 41			
<b>PITCHER</b>	IP	WLS	BF	H	R	ER	SO	BB	IBB	HBP	BLK	WP	HR	S	P	ERA	WHIP								
Cory Lidle, R ERA: 4.77	5.0	W	22	8	4	3	3	1	0	0	0	0	0	57	81	5.40	1.800								
Geoff Geary, R ERA: 3.72	1.0	H	4	1	0	0	0	0	0	0	0	0	0	9	12	0.00	1.000								
63 Ryan Madson, R ERA: 3.12	1.0		4	1	0	0	0	0	0	0	0	0	0	10	17	0.00	1.000								
Aquilino Lopez, R ERA: 1.59	2.0		11	5	1	1	2	1	0	0	0	0	0	29	46	4.50	3.000								

Batter	1	2	3	4	5	6	7	8	9	AB	R	H	RBI	BB	SO	LOB	BOTTOM								
11 Jimmy Rollins, S OBP: 0.309, SLG: 0.378	26 S 26 3B		2B	K		FC4-6		F8		4	3	1	0	1	1	1	<b>Florida Marlins @ Philadelphia Phillies</b> Citizens Bank Park, Philadelphia, PA Fri Sep 09 2005, 7:05 PM EDT Att: 32,933 - Clear - 80 F								
Kenny Lofton, L OBP: 0.388, SLG: 0.385	F8		2B	F9		26 1B 26 PB SF8		P2		3	1	1	1	0	0	1									
Jason Michaels, R OBP: 0.408, SLG: 0.424			2B							1	1	0	0	1	0	0									
26 Chase Utley, L OBP: 0.364, SLG: 0.514			F7	L8		SF8		1B		5	2	3	1	0	0	1									
Bobby Abreu, L OBP: 0.409, SLG: 0.489	K		2B			SF8		2B		3	2	2	2	1	1	1									
Pat Burrell, R OBP: 0.389, SLG: 0.515			2B					1B		3	2	2	4	2	0	1									
Endy Chavez, L OBP: 0.261, SLG: 0.304			HR					1B		0	0	0	0	0	0	0									
6 Ryan Howard, L OBP: 0.354, SLG: 0.538			HR					BB		5	1	1	2	0	2	5									
David Bell, R OBP: 0.300, SLG: 0.356		G5-3								3	0	1	1	0	0	0									
Mike Lieberthal, R OBP: 0.326, SLG: 0.411		F9		P6						4	0	0	0	0	0	2									
Cory Lidle, R OBP: 0.148, SLG: 0.170										2	0	0	0	0	1	1									
Geoff Geary, R OBP: 0.295, SLG: 0.292										0	0	0	0	0	0	0									
8 Shane Bieber, S OBP: 0.295, SLG: 0.292										1	0	1	0	0	0	0									
63 Ryan Madson, L										0	0	0	0	0	0	0									
Matt Kata, S OBP: 0.333, SLG: 0.333										1	0	0	0	0	0	0									
Aquilino Lopez, R										0	0	0	0	0	0	0									
<b>Inning Stats</b>	R: 1 E: 0 K: 2 S: 19	H: 2 LOB: 2 BB: 1 P: 32	R: 0 E: 0 K: 1 S: 7	H: 0 LOB: 0 BB: 0 P: 9	R: 5 E: 0 K: 0 S: 13	H: 3 LOB: 1 BB: 2 P: 30	R: 0 E: 0 K: 1 S: 8	H: 0 LOB: 0 BB: 0 P: 9	R: 1 E: 0 K: 1 S: 9	H: 2 LOB: 1 BB: 0 P: 14	R: 4 E: 0 K: 0 S: 10	H: 3 LOB: 0 BB: 1 P: 23	R: 0 E: 0 K: 0 S: 6	H: 0 LOB: 0 BB: 0 P: 10	R: 1 E: 0 K: 0 S: 12	H: 2 LOB: 2 BB: 1 P: 26	1B: 6 2B: 3 3B: 1 HR: 2	SF: 1 SAC: 0 DP: 0 HBP: 1	WP: 0 PB: 2 SB: 3 CS: 0	PA: 42					
<b>PITCHER</b>	IP	WLS	BF	H	R	ER	SO	BB	IBB	HBP	BLK	WP	HR	S	P	ERA	WHIP								
A.J. Burnett, R ERA: 3.43	2.1	L	14	4	5	5	3	3	0	0	0	0	1	26	61	19.29	3.000								
Brian Moehler, R ERA: 4.0	3.0		14	4	3	3	2	0	0	1	0	0	1	26	37	9.00	1.333								
Ron Villone, L ERA: 3.86	0.2		5	2	3	3	0	1	0	0	0	0	1	7	19	40.50	4.500								
Paul Quantrill, R ERA: 5.01	1.0		3	0	0	0	0	0	0	0	0	0	0	6	10	0.00	0.000								
Guillermo Mota, R ERA: 4.0	1.0		6	2	1	1	0	1	0	0	0	0	0	12	26	9.00	3.000								





Batter	1	2	3	4	5	6	7	8	9	AB	R	H	RBI	BB	SO	LOB	TOP										
<b>Luis Castillo, S</b> OBP: 0.391, SLG: 0.373	G4-3	FC5-4				L4	F9			5	0	1	0	0	0	3	<b>Florida Marlins @ Philadelphia Phillies</b> Citizens Bank Park, Philadelphia, PA Sat Sep 10 2005, 7:05 PM EDT Att. 40,479 - Clear - 80 F										
<b>27 Jeremy Hermida, L</b> OBP: 0.278, SLG: 0.471 <b>Jim Mecir, S</b>	K		K	K		P5		K		5	0	0	0	0	4	1											
<b>Todd Jones, L</b> OBP: 0.500, SLG: 0.500	K							K		0	0	0	0	0	0	0											
<b>Miguel Cabrera, R</b> OBP: 0.393, SLG: 0.577	1B		L9			E7	P3	F9		5	1	2	0	0	0	0											
<b>Carlos Delgado, L</b> OBP: 0.391, SLG: 0.565	1B					1B	1B	P5		4	3	3	1	0	0	0											
<b>Jeff Conine, R</b> OBP: 0.381, SLG: 0.407	1B					G6-3	1B		P4	5	2	3	1	0	0	1											
<b>Damon Easley, R</b> OBP: 0.322, SLG: 0.440	F8					1B	1B			4	1	3	2	1	0	3											
<b>Juan Pierre, L</b> OBP: 0.322, SLG: 0.344			F9	K					F8	4	0	1	1	1	1	2											
<b>20 Matt Treanor, R</b> OBP: 0.294, SLG: 0.264 <b>Juan Encarnacion, R</b> OBP: 0.358, SLG: 0.471 <b>Antonio Alfonseca, R</b> <b>Mike Lowell, R</b> OBP: 0.291, SLG: 0.350	G3-1			B5-3	G4-6-3		K		K	3	0	0	0	0	0	2											
<b>Jason Vargas, L</b> OBP: 0.318, SLG: 0.381 <b>55 Josh Johnson, L</b> <b>Randy Messenger, R</b> <b>Lenny Harris, L</b> <b>Chris Resop, R</b> <b>Paul Lo Duca, R</b> OBP: 0.340, SLG: 0.398						P3	E7			0	0	0	0	1	0	0											
<b>Inning Stats</b>	R: 0 E: 0 K: 1 S: 11	H: 3 LOB: 3 BB: 0 P: 16	R: 0 E: 0 K: 0 S: 7	H: 0 LOB: 1 BB: 1 P: 17	R: 2 E: 0 K: 2 S: 13	H: 3 LOB: 1 BB: 0 P: 22	R: 0 E: 0 K: 2 S: 13	H: 1 LOB: 1 BB: 0 P: 20	R: 2 E: 0 K: 0 S: 16	H: 4 LOB: 1 BB: 0 P: 21	R: 0 E: 0 K: 0 S: 8	H: 0 LOB: 0 BB: 0 P: 8	R: 3 E: 1 K: 1 S: 13	H: 3 LOB: 2 BB: 1 P: 24	R: 0 E: 0 K: 1 S: 8	H: 0 LOB: 0 BB: 0 P: 12	R: 0 E: 0 K: 1 S: 9	H: 0 LOB: 1 BB: 1 P: 16	1B: 11 2B: 3 3B: 0 HR: 0	SF: 0 SAC: 0 DP: 1 HBP: 1	WP: 0 PB: 0 SB: 2 CS: 0	PA: 44					
<b>PITCHER</b>	IP	WLS	BF	H	R	ER	SO	BB	IBB	HBP	BLK	WP	HR	S	P	ERA	WHIP										
<b>39 Brett Myers, R</b> ERA: 3.63	4.1		25	11	4	4	5	1	0	0	0	0	0	57	93	8.31	2.769										
<b>Geoff Geary, R</b> ERA: 3.6	1.2		4	0	0	0	0	0	0	0	0	0	0	11	11	0.00	0.000										
<b>63 Ryan Madson, R</b> ERA: 3.42	1.0	L	8	3	3	3	1	0	1	1	0	0	0	13	24	27.00	3.000										
<b>Ugueth Urbina, R</b> ERA: 3.49	1.0		3	0	0	0	1	0	0	0	0	0	0	8	12	0.00	0.000										
<b>Billy Wagner, L</b> ERA: 1.64	1.0		4	0	0	0	1	1	0	0	0	0	0	9	16	0.00	1.000										

Batter	1	2	3	4	5	6	7	8	9	AB	R	H	RBI	BB	SO	LOB	BOTTOM										
<b>11 Jimmy Rollins, S</b> OBP: 0.313, SLG: 0.388	SH1-3			L1						4	1	3	1	1	0	0	<b>Florida Marlins @ Philadelphia Phillies</b> Citizens Bank Park, Philadelphia, PA Sat Sep 10 2005, 7:05 PM EDT Att. 40,479 - Clear - 80 F										
<b>Jason Michaels, R</b> OBP: 0.406, SLG: 0.420	SH1-3	F9			F8					2	0	0	0	2	0	3											
<b>Bobby Abreu, L</b> OBP: 0.414, SLG: 0.493	G5-3									2	0	2	1	2	0	0											
<b>Pat Burrell, R</b> OBP: 0.387, SLG: 0.510				P6						4	0	0	0	1	2	8											
<b>26 Chase Utley, L</b> OBP: 0.364, SLG: 0.519	G5-3									5	1	2	1	0	0	3											
<b>David Bell, R</b> OBP: 0.302, SLG: 0.354				G6-3						2	1	0	0	1	0	0											
<b>6 Ryan Howard, L</b> OBP: 0.354, SLG: 0.533	F7									4	1	1	0	1	0	3											
<b>Mike Lieberthal, R</b> OBP: 0.328, SLG: 0.423 <b>Michael Tucker, L</b> OBP: 0.314, SLG: 0.364										4	2	2	2	0	1	1											
<b>39 Brett Myers, R</b> ERA: 4.26 <b>55 Josh Johnson, R</b> ERA: 4.26 <b>Randy Messenger, R</b> ERA: 4.56 <b>Chris Resop, R</b> ERA: 6.75 <b>Antonio Alfonseca, R</b> ERA: 3.68										2	0	1	1	0	0	0											
<b>Inning Stats</b>	R: 1 E: 0 K: 0 S: 12	H: 2 LOB: 1 BB: 1 P: 17	R: 2 E: 0 K: 1 S: 18	H: 3 LOB: 3 BB: 2 P: 32	R: 0 E: 0 K: 1 S: 10	H: 1 LOB: 1 BB: 0 P: 18	R: 0 E: 0 K: 0 S: 10	H: 0 LOB: 2 BB: 2 P: 22	R: 3 E: 0 K: 1 S: 14	H: 3 LOB: 1 BB: 1 P: 25	R: 0 E: 0 K: 1 S: 11	H: 1 LOB: 0 BB: 0 P: 14	R: 0 E: 0 K: 0 S: 6	H: 0 LOB: 0 BB: 0 P: 10	R: 0 E: 0 K: 1 S: 9	H: 0 LOB: 2 BB: 2 P: 24		R: 0 E: 0 K: 0 S: 8	H: 1 LOB: 1 BB: 0 P: 10	1B: 4 2B: 5 3B: 1 HR: 2	SF: 0 SAC: 2 DP: 3 HBP: 2	WP: 0 PB: 0 SB: 0 CS: 0	PA: 44				
<b>PITCHER</b>	IP	WLS	BF	H	R	ER	SO	BB	IBB	HBP	BLK	WP	HR	S	P	ERA	WHIP										
<b>Jason Vargas, L</b> ERA: 4.26	2.0		13	5	3	3	1	3	0	0	0	0	0	30	49	13.50	4.000										
<b>55 Josh Johnson, R</b> ERA: 4.26	2.0		9	1	0	0	1	2	0	0	0	0	0	20	40	0.00	1.500										
<b>Randy Messenger, R</b> ERA: 4.56	1.0		7	3	3	3	1	1	0	0	0	0	2	14	25	27.00	4.000										
<b>Chris Resop, R</b> ERA: 6.75	1.0	W	3	1	0	0	1	0	0	0	0	0	0	11	14	0.00	1.000										
<b>Antonio Alfonseca, R</b> ERA: 3.68	1.0	H	3	0	0	0	0	0	0	1	0	0	0	6	10	0.00	0.000										











Batter	1	2	3	4	5	6	7	8	9	AB	R	H	RBI	BB	SO	LOB	TOP				
Rafael Furcal, S OBP: 0.341, SLG: 0.417	G5-3		L6		K		CS 1B	G5-3		5	0	1	0	0	1	5	<b>Atlanta Braves @ Philadelphia Phillies</b> Citizens Bank Park, Philadelphia, PA Tue Sep 13 2005, 7:05 PM EDT Att: 24,311 - Clear - 87 F				
Marcus Giles, R OBP: 0.370, SLG: 0.452	K			7 1B	F4		F9		3	0	0	0	1	1	4						
7 Jeff Francoeur, R OBP: 0.360, SLG: 0.606	F9			1B	2B		K		4	1	2	1	0	1	0						
Andruw Jones, R OBP: 0.358, SLG: 0.608		K		K	2B		G5-3		4	0	1	3	0	2	2						
Julio Franco, R OBP: 0.340, SLG: 0.461	F9			K2-3	G5-3		2B		4	0	1	0	0	1	3						
4 Pete Orr, L OBP: 0.319, SLG: 0.365									0	0	0	0	0	0	0						
Adam LaRoche, L OBP: 0.305, SLG: 0.416									0	0	0	0	0	0	0						
Ryan Langerhans, L OBP: 0.324, SLG: 0.404	G4-3			F7			L7		4	0	0	0	0	0	3						
Wilson Betemit, S OBP: 0.354, SLG: 0.435			K		G5-3				3	1	0	0	1	2	0						
16 Brian McCann, L OBP: 0.343, SLG: 0.405			F9		L4				3	1	1	0	0	0	0						
Brian Jordan, R OBP: 0.296, SLG: 0.335					7 1B				1	0	1	0	0	0	0						
Kelly Johnson, L OBP: 0.332, SLG: 0.391					2B				0	0	0	0	0	0	0						
John Thomson, R OBP: 0.324, SLG: 0.330					7 1B				1	1	1	0	0	1	0						
48 Blaine Boyer, R					2B				0	0	0	0	0	0	0						
Andy Marte, R					2B				0	0	0	0	0	0	0						
Todd Hollandsworth, L					2B				1	0	0	0	0	0	1						
John Foster, L					2B				0	0	0	0	0	0	0						
Chris Reitsma, R					2B				0	0	0	0	0	0	0						
10 Chipper Jones, S OBP: 0.346, SLG: 0.585					2B				1	0	0	0	0	1	1						
<b>Inning Stats</b>	R: 0 E: 0 K: 1 S: 7	H: 0 LOB: 0 BB: 0 P: 9	R: 0 E: 0 K: 1 S: 8	H: 0 LOB: 0 BB: 0 P: 13	R: 0 E: 0 K: 1 S: 10	H: 1 LOB: 1 BB: 0 P: 18	R: 0 E: 0 K: 2 S: 13	H: 1 LOB: 2 BB: 1 P: 22	R: 4 E: 0 K: 1 S: 14	H: 3 LOB: 1 BB: 2 P: 29	R: 0 E: 0 K: 0 S: 6	H: 0 LOB: 0 BB: 0 P: 9	R: 0 E: 0 K: 1 S: 6	H: 1 LOB: 1 BB: 0 P: 13	R: 0 E: 0 K: 2 S: 13	H: 1 LOB: 1 BB: 0 P: 15	1B: 4 2B: 4 3B: 0 HR: 0	SF: 0 SAC: 0 DP: 0 HBP: 0	WP: 0 PB: 0 SB: 0 CS: 1	PA: 37	
<b>PITCHER</b>	IP WLS BF H R ER SO BB IBB HBP BLK WP HR S P ERA WHIP																				
Gavin Floyd, R ERA: 10.44	5.0	23	5	4	4	6	3	0	0	0	0	0	0	0	0	0	0	7.20	1.600		
Aaron Fultz, L ERA: 2.25	1.0	W 3	0	0	0	0	0	0	0	0	0	0	0	0	0	0	0	6	9	0.00	0.000
63 Ryan Madson, R ERA: 3.33	1.0	H 3	1	0	0	1	0	0	0	0	0	0	0	0	0	0	0	6	13	0.00	1.000
Ugueth Urbina, R ERA: 3.52	1.0	H 4	1	0	0	1	0	0	0	0	0	0	0	0	0	0	0	13	21	0.00	1.000
Billy Wagner, L ERA: 1.59	1.0	S 4	1	0	0	2	0	0	0	0	0	0	0	0	0	0	0	11	15	0.00	1.000

AB 34  
R 4  
H 8  
RBI 4  
BB 3  
SO 10  
LOB 18



Batter	1	2	3	4	5	6	7	8	9	AB	R	H	RBI	BB	SO	LOB	BOTTOM			
11 Jimmy Rollins, S OBP: 0.316, SLG: 0.392	G4-3		G3		1B 2B		SH1-4			3	1	1	0	0	0	0	<b>Atlanta Braves @ Philadelphia Phillies</b> Citizens Bank Park, Philadelphia, PA Tue Sep 13 2005, 7:05 PM EDT Att: 24,311 - Clear - 87 F			
Kenny Lofton, L OBP: 0.377, SLG: 0.406					26 FC3-6		G6-3		3	2	3	1	0	0	0					
Jason Michaels, R OBP: 0.408, SLG: 0.419	26 1B				26 2B				1	0	0	0	0	0	1					
26 Chase Utley, L OBP: 0.368, SLG: 0.519	CS		FC3-6		2H				3	0	2	2	1	0	1					
Bobby Abreu, L OBP: 0.413, SLG: 0.491	3H 1B		1-2 2B		1H 2B		BB		4	0	1	0	0	1	4					
Pat Burrell, R OBP: 0.390, SLG: 0.516	1-2 2B		L9		G3		K		4	0	1	0	0	1	4					
Endy Chavez, L OBP: 0.258, SLG: 0.301	K				G5-3		K		4	0	1	0	0	2	1					
6 Ryan Howard, L OBP: 0.352, SLG: 0.536			HR		F7		1B 2B		4	2	2	1	0	1	1					
David Bell, R OBP: 0.300, SLG: 0.352			K		P2		F8		4	0	1	0	0	1	1					
Mike Lieberthal, R OBP: 0.324, SLG: 0.416			G1-4-3		G6-3		1B		4	0	1	1	0	0	2					
Gavin Floyd, R ERA: 10.44	5.0	22	4	4	2	3	0	0	0	0	0	0	0	0	0	0	7.20	1.600		
48 Blaine Boyer, R ERA: 2.52	1.0	L 4	2	1	1	1	0	0	0	0	8	14	9.00	2.000						
John Foster, L ERA: 4.22	1.0	5	1	0	0	1	1	0	0	0	16	27	0.00	2.000						
Chris Reitsma, R ERA: 3.92	1.0	5	2	0	0	1	0	0	0	0	16	23	0.00	2.000						
<b>Inning Stats</b>	R: 1 E: 0 K: 1 S: 12	H: 3 LOB: 1 BB: 0 P: 17	R: 1 E: 0 K: 1 S: 10	H: 1 LOB: 0 BB: 0 P: 17	R: 0 E: 0 K: 0 S: 6	H: 1 LOB: 1 BB: 0 P: 8	R: 0 E: 0 K: 0 S: 6	H: 0 LOB: 0 BB: 0 P: 8	R: 2 E: 0 K: 1 S: 14	H: 3 LOB: 1 BB: 0 P: 22	R: 1 E: 0 K: 1 S: 8	H: 2 LOB: 1 BB: 0 P: 14	R: 0 E: 0 K: 1 S: 16	H: 1 LOB: 2 BB: 1 P: 27	R: 0 E: 0 K: 1 S: 16	H: 2 LOB: 2 BB: 0 P: 23	1B: 7 2B: 4 3B: 1 HR: 1	SF: 0 SAC: 1 DP: 0 HBP: 0	WP: 0 PB: 0 SB: 0 CS: 1	PA: 36
<b>PITCHER</b>	IP WLS BF H R ER SO BB IBB HBP BLK WP HR S P ERA WHIP																			
John Thomson, R ERA: 4.76	5.0	22	4	4	2	3	0	0	0	0	0	0	0	0	0	0	7.20	1.600		
48 Blaine Boyer, R ERA: 2.52	1.0	L 4	2	1	1	1	0	0	0	0	8	14	9.00	2.000						
John Foster, L ERA: 4.22	1.0	5	1	0	0	1	1	0	0	0	16	27	0.00	2.000						
Chris Reitsma, R ERA: 3.92	1.0	5	2	0	0	1	0	0	0	0	16	23	0.00	2.000						

AB 34  
R 5  
H 13  
RBI 5  
BB 1  
SO 5  
LOB 13





Batter	1	2	3	4	5	6	7	8	9	AB	R	H	RBI	BB	SO	LOB	TOP					
Rafael Furcal, S OBP: 0.340, SLG: 0.415 Wilson Betemit, S OBP: 0.353, SLG: 0.433	2-0 1B 1B		1-3 K		3-1 F8		0-1 F8		1-3 K	4	0	1	0	0	1	3	<b>Atlanta Braves @ Philadelphia Phillies</b> Citizens Bank Park, Philadelphia, PA Wed Sep 14 2005, 7:05 PM EDT Att: 23,125 - Cloudy - 78 F					
Marcus Giles, R OBP: 0.369, SLG: 0.451	0-1 SAFE 1B		1-0 FC6-4		0-0 SF9		0-1 FC6-4		2-1 F9	4	0	1	1	0	0	3						
10 Chipper Jones, S OBP: 0.414, SLG: 0.559 4 Pete Orr, L OBP: 0.319, SLG: 0.365	0-1 F7				0-3 K		3-H 4-0 BB		1-2 G4-3	3	0	0	0	0	1	2						
Andruw Jones, R OBP: 0.359, SLG: 0.613 Dan Kolb, R	3-2 G5-4-3 1B				0-0 2B 3B 1B		1-2 G5-3		0-1 HR	4	2	2	1	0	0	3						
Adam LaRoche, L OBP: 0.304, SLG: 0.417					1-1 3B 2B		0-0 G3		0-2 F7	4	1	1	0	0	0	0						
7 Jeff Francoeur, R OBP: 0.358, SLG: 0.599					2-2 K		1-1 G5-3		1-0 FC4-6 1B	4	0	1	0	0	1	2						
Kelly Johnson, L OBP: 0.333, SLG: 0.399 50 Anthony Lerew, L OBP: 0.265, SLG: 0.244 Andy Marte, R OBP: 0.265, SLG: 0.244 Jim Brower, R OBP: 0.265, SLG: 0.244 Todd Hollandsworth, L OBP: 0.266, SLG: 0.352	2-1 P4				3-2 3B		3-3 K		0-0 FC4-6 1B	2	0	1	2	0	0	0						
16 Brian McCann, L OBP: 0.339, SLG: 0.400 8 Brayan Peña, S OBP: 0.182, SLG: 0.156					3-1 F8		1-1 P6		0-0 F9	2	0	0	0	0	0	1						
Horacio Ramirez, L OBP: 0.235, SLG: 0.269 Ryan Langerhans, L OBP: 0.327, SLG: 0.410					0-0 FC6-4 1B		0-2 F8 SF9 2B		3-1 1B	1	0	1	0	0	0	0						
<b>Inning Stats</b>	R: 0 E: 0 K: 0 S: 8	H: 2 LOB: 1 BB: 0 P: 13	R: 0 E: 0 K: 0 S: 5	H: 0 LOB: 0 BB: 0 P: 7	R: 0 E: 0 K: 1 S: 7	H: 1 LOB: 1 BB: 0 P: 12	R: 2 E: 0 K: 2 S: 15	H: 3 LOB: 1 BB: 0 P: 22	R: 1 E: 0 K: 0 S: 10	H: 1 LOB: 0 BB: 0 P: 18	R: 0 E: 0 K: 1 S: 6	H: 0 LOB: 0 BB: 0 P: 10	R: 0 E: 0 K: 0 S: 8	H: 1 LOB: 1 BB: 0 P: 9	R: 1 E: 0 K: 0 S: 10	H: 2 LOB: 1 BB: 0 P: 12		R: 0 E: 0 K: 1 S: 9	H: 1 LOB: 1 BB: 0 P: 15	1B: 7 2B: 2 3B: 1 HR: 1	SF: 1 SAC: 0 DP: 1 HBP: 0	WP: 0 PB: 0 SB: 0 CS: 0
<b>PITCHER</b>	IP WLS BF H R ER SO BB IBB HBP BLK WP HR S P ERA WHIP	5.0 W 22 7 3 3 3 1 0 0 0 0 0 45 72 5.40 1.600	2.0 7 1 0 0 1 0 0 0 0 0 0 1 14 19 0.00 0.500	1.0 5 2 1 0 1 0 0 0 0 0 0 1 10 12 9.00 2.000	1.0 4 1 0 0 1 0 0 0 0 0 0 0 9 15 0.00 1.000	<b>PITCHER</b>										IP WLS BF H R ER SO BB IBB HBP BLK WP HR S P ERA WHIP						

AB	36
R	4
H	11
RBI	4
BB	1
SO	5
LOB	17



Batter	1	2	3	4	5	6	7	8	9	AB	R	H	RBI	BB	SO	LOB	BOTTOM			
11 Jimmy Rollins, S OBP: 0.318, SLG: 0.397 Endy Chavez, L OBP: 0.258, SLG: 0.301	1-1 S 1B 2B		2-2 G6-3		3-1 1B 2B		2-3 K			5	2	3	1	0	1	0	<b>Atlanta Braves @ Philadelphia Phillies</b> Citizens Bank Park, Philadelphia, PA Wed Sep 14 2005, 7:05 PM EDT Att: 23,125 - Cloudy - 78 F			
Jason Michaels, R OBP: 0.408, SLG: 0.430	1-3 SAFE K		0-0 FC6-4 1B		1-3 2-H 1B 2B		2-2 K		2-2 HR	5	1	2	3	0	2	2				
Bobby Abreu, L OBP: 0.430, SLG: 0.490 8 Shane Victorino, S OBP: 0.400, SLG: 0.400	2 SAFE 26 E 1B 2B		0-0 G4-3		0-1 G4-3		4-0 G4-3		4-0 BB	4	1	1	1	1	0	2				
Pat Burrell, R OBP: 0.396, SLG: 0.517 Geoff Geary, R OBP: 0.167, SLG: 0.167 Aquilino Lopez, R	1 SAFE 1B 26 E SF8 1B		4-1 FC4-6 BB		4-1 26 2B BB		4-2 2B G6-3 BB		1-2 BB	1	2	1	0	4	0	0				
26 Chase Utley, L OBP: 0.367, SLG: 0.518 Matt Kata, S OBP: 0.286, SLG: 0.297	0-0 FC4 1B		1-0 FC4-6 1B HR		1-1 1-H 2B		3-3 K		0-0 G3	5	1	1	0	0	1	6				
David Bell, R OBP: 0.303, SLG: 0.356	1-2 1B		2-1 1B HR 1B		0-0 P4		2-2 2B		0-0 G5-3	5	1	3	1	0	0	0				
Mike Lieberthal, R OBP: 0.326, SLG: 0.419 Todd Pratt, R OBP: 0.345, SLG: 0.428	0-1 SF8		2-2 HR 1B		1-2 1B 2B		2-2 11 2B 1B		0-3 K	3	2	2	2	0	0	1				
Ramon Martinez, R OBP: 0.313, SLG: 0.343	3-H L7		1-1 HR		4-2 11 2B 1B		3-H G4-3		0-1 1B	4	2	2	4	1	0	3				
Cory Lidle, R OBP: 0.180, SLG: 0.163 Michael Tucker, L OBP: 0.312, SLG: 0.362 Aron Fultz, L OBP: 0.333, SLG: 0.333 Tomas Perez, S OBP: 0.298, SLG: 0.286	0-3 K		0-1 B1		2-1 F8		2-1 F8		0-1 G1-3	2	0	0	0	0	1	0				
<b>Inning Stats</b>	R: 3 E: 1 K: 1 S: 22	H: 4 LOB: 2 BB: 0 P: 30	R: 0 E: 0 K: 1 S: 7	H: 1 LOB: 0 BB: 0 P: 10	R: 4 E: 0 K: 0 S: 14	H: 3 LOB: 0 BB: 1 P: 26	R: 0 E: 0 K: 1 S: 9	H: 1 LOB: 2 BB: 1 P: 15	R: 3 E: 0 K: 0 S: 15	H: 3 LOB: 1 BB: 1 P: 27	R: 1 E: 0 K: 1 S: 17	H: 1 LOB: 1 BB: 1 P: 28	R: 1 E: 0 K: 1 S: 11	H: 1 LOB: 2 BB: 2 P: 25	R: 0 E: 0 K: 1 S: 9	H: 1 LOB: 1 BB: 0 P: 9		1B: 9 2B: 4 3B: 0 HR: 2	SF: 1 SAC: 0 DP: 0 HBP: 0	WP: 0 PB: 0 SB: 1 CS: 0
<b>PITCHER</b>	IP WLS BF H R ER SO BB IBB HBP BLK WP HR S P ERA WHIP	3.0 L 19 8 7 6 2 1 0 0 0 0 0 24 42 13.50 3.000	2.0 11 4 3 3 1 2 0 0 0 0 0 0 17 28 9.00 2.000	1.0 5 1 1 1 1 1 0 0 0 0 0 1 11 25 9.00 3.000	1.0 6 1 1 1 1 2 0 0 0 0 0 1 11 25 9.00 3.000	<b>PITCHER</b>										IP WLS BF H R ER SO BB IBB HBP BLK WP HR S P ERA WHIP				

AB	38
R	12
H	15
RBI	12
BB	6
SO	6
LOB	17





Batter	1	2	3	4	5	6	7	8	9	AB	R	H	RBI	BB	SO	LOB	TOP										
Rafael Furcal, S OBP: 0.341, SLG: 0.417	G6-3		10 HR		E6		G1-6-3		G4-3	5	2	2	0	0	0	0	<b>Atlanta Braves @ Philadelphia Phillies</b> Citizens Bank Park, Philadelphia, PA Thu Sep 15 2005, 7:05 PM EDT Att: 27,804 - Partly Cloudy - 83 F										
Marcus Giles, R OBP: 0.370, SLG: 0.449	BB		10 HR		SH1-3		G1-6-3		G5-3	2	1	0	0	2	0	1											
10 Chipper Jones, S OBP: 0.414, SLG: 0.576	L7		HR		F7		HR		K	5	2	2	5	0	1	2											
Andruw Jones, R OBP: 0.357, SLG: 0.609	K		F8		K		K		K	4	0	0	0	0	3	2											
Adam LaRoche, L OBP: 0.306, SLG: 0.425 Chris Reitsma, R OBP: 0.301, SLG: 0.361	K		G4-3		G4-3		HR		1B	4	1	2	1	0	1	0											
7 Jeff Francoeur, R OBP: 0.352, SLG: 0.587	K		G4-3		G4-3		K		L4	4	0	0	0	0	2	1											
Ryan Langerhans, L OBP: 0.326, SLG: 0.411	F8		2B		G6-3				B1	4	0	1	0	0	0	0											
16 Brian McCann, L OBP: 0.343, SLG: 0.399 Kyle Farnsworth, R OBP: 0.339, SLG: 0.459			G4-3		IBB		FC4-6		K	3	0	1	0	1	1	0											
Jorge Sosa, R OBP: 0.138, SLG: 0.107 49 Macey McBride, L OBP: 0.339, SLG: 0.459			K		K		FC4-6		G6-3	3	0	0	0	0	2	3											
Julio Franco, R OBP: 0.339, SLG: 0.459			K		K		1-2			1	0	0	0	0	0	0											
<b>Inning Stats</b>	R: 0 E: 0 K: 1 S: 9	H: 0 LOB: 1 BB: 1 P: 16	R: 0 E: 0 K: 2 S: 9	H: 0 LOB: 0 BB: 0 P: 14	R: 3 E: 0 K: 1 S: 9	H: 2 LOB: 0 BB: 1 P: 18	R: 0 E: 0 K: 1 S: 9	H: 1 LOB: 2 BB: 0 P: 21	R: 0 E: 1 K: 1 S: 7	H: 0 LOB: 1 BB: 0 P: 14	R: 1 E: 0 K: 1 S: 13	H: 2 LOB: 1 BB: 0 P: 19	R: 2 E: 0 K: 1 S: 12	H: 3 LOB: 1 BB: 0 P: 18	R: 0 E: 0 K: 1 S: 8	H: 0 LOB: 0 BB: 0 P: 13	R: 0 E: 0 K: 1 S: 7	H: 0 LOB: 0 BB: 0 P: 10	1B: 3 2B: 2 3B: 0 HR: 3	SF: 0 SAC: 1 DP: 0 HBP: 0	WP: 0 PB: 0 SB: 1 CS: 0	PA: 39					
<b>PITCHER</b>	IP	WLS	BF	H	R	ER	SO	BB	IBB	HBP	BLK	WP	HR	S	P	ERA	WHIP										
39 Brett Myers, R ERA: 3.71	6.0	L	27	5	4	4	7	2	1	0	0	0	2	56	102	6.00	1.167										
63 Ryan Madson, R ERA: 3.51	1.0		6	3	2	2	1	0	0	0	0	0	1	12	18	18.00	3.000										
Rheal Cormier, L ERA: 6.07	1.0		3	0	0	0	1	0	0	0	0	0	0	8	13	0.00	0.000										
Geoff Geary, R ERA: 3.63	1.0		3	0	0	0	1	0	0	0	0	0	0	7	10	0.00	0.000										

Batter	1	2	3	4	5	6	7	8	9	AB	R	H	RBI	BB	SO	LOB	BOTTOM										
11 Jimmy Rollins, S OBP: 0.321, SLG: 0.399	L9		E6		F8					5	0	3	0	0	0	1	<b>Atlanta Braves @ Philadelphia Phillies</b> Citizens Bank Park, Philadelphia, PA Thu Sep 15 2005, 7:05 PM EDT Att: 27,804 - Partly Cloudy - 83 F										
Kenny Lofton, L OBP: 0.377, SLG: 0.405 Jason Michaels, R OBP: 0.408, SLG: 0.430	E9		G4-3				L8			3	1	1	0	0	0	2											
Geoff Geary, R OBP: 0.167, SLG: 0.167	BB									2	0	1	0	0	0	2											
26 Chase Utley, L OBP: 0.365, SLG: 0.514	BB		P5							4	0	0	0	1	0	3											
Bobby Abreu, L OBP: 0.416, SLG: 0.499	BB									4	2	3	2	1	1	0											
Pat Burrell, R OBP: 0.392, SLG: 0.512	BB		1B							5	0	0	0	0	1	5											
6 Ryan Howard, L OBP: 0.353, SLG: 0.545	F8		F7							5	1	2	2	0	0	4											
David Bell, R OBP: 0.302, SLG: 0.357	F8									5	0	1	0	0	0	1											
Todd Pratt, R OBP: 0.337, SLG: 0.417	F8									4	0	0	0	0	1	2											
39 Brett Myers, R ERA: 3.71 8 Shane Victorino, S OBP: 0.330, SLG: 0.370 63 Ryan Madson, L ERA: 3.51 Rheal Cormier, L ERA: 6.07 Michael Tucker, L OBP: 0.371, SLG: 0.530			11 HR							2	0	1	0	0	1	1											
<b>Inning Stats</b>	R: 0 E: 1 K: 0 S: 13	H: 0 LOB: 3 BB: 2 P: 28	R: 0 E: 1 K: 0 S: 10	H: 2 LOB: 2 BB: 0 P: 15	R: 0 E: 0 K: 0 S: 12	H: 1 LOB: 1 BB: 0 P: 18	R: 0 E: 0 K: 2 S: 12	H: 1 LOB: 1 BB: 0 P: 14	R: 2 E: 0 K: 0 S: 11	H: 2 LOB: 2 BB: 0 P: 20	R: 0 E: 1 K: 0 S: 15	H: 1 LOB: 2 BB: 0 P: 23	R: 1 E: 0 K: 0 S: 15	H: 2 LOB: 1 BB: 0 P: 21	R: 0 E: 0 K: 0 S: 11	H: 2 LOB: 2 BB: 0 P: 15	R: 1 E: 0 K: 2 S: 11	H: 1 LOB: 0 BB: 0 P: 16	1B: 8 2B: 2 3B: 0 HR: 2	SF: 0 SAC: 0 DP: 0 HBP: 0	WP: 1 PB: 0 SB: 5 CS: 0	PA: 43					
<b>PITCHER</b>	IP	WLS	BF	H	R	ER	SO	BB	IBB	HBP	BLK	WP	HR	S	P	ERA	WHIP										
Jorge Sosa, R ERA: 2.58	5.2	W	28	7	2	2	2	2	0	0	0	0	0	68	110	3.18	1.588										
49 Macey McBride, L ERA: 5.23	0.2	H	3	1	1	1	0	0	0	0	0	0	0	11	17	13.50	1.500										
Chris Reitsma, R ERA: 3.84	1.1		7	3	0	0	0	0	0	0	0	1	0	17	24	0.00	2.250										
Kyle Farnsworth, R ERA: 2.03	1.1	S	5	1	1	1	2	0	0	0	0	0	1	14	19	6.75	0.750										









Batter	1	2	3	4	5	6	7	8	9	AB	R	H	RBI	BB	SO	LOB	TOP										
11 Jimmy Rollins, S OBP: 0.324, SLG: 0.407	G6-3		G5-3			F8											5	2	2	2	0	0					
Jason Michaels, R OBP: 0.455, SLG: 0.424	G5-3			K		F9											4	1	0	0	1	2	3				
Bobby Abreu, L OBP: 0.416, SLG: 0.498				K													4	0	0	0	0	3	1				
Endy Chavez, L OBP: 0.262, SLG: 0.304	K					K											1	1	1	1	0	0	0				
Pat Burrell, R OBP: 0.393, SLG: 0.510		P6															4	0	2	1	0	0	0				
8 Shane Victorino, S OBP: 0.222, SLG: 0.250																	0	1	0	1	0	0	0				
26 Chase Utley, L OBP: 0.363, SLG: 0.509		G3				F7											5	1	1	0	0	1	3				
David Bell, R OBP: 0.302, SLG: 0.356																	4	1	3	1	0	0	0				
Mike Lieberthal, R OBP: 0.325, SLG: 0.417																	4	1	1	1	0	0	2				
Ramon Martinez, R OBP: 0.305, SLG: 0.333																	3	0	0	0	0	0	1				
6 Ryan Howard, L OBP: 0.353, SLG: 0.542																	1	1	0	0	0	0	2				
Vicente Padilla, R OBP: 0.238, SLG: 0.237																	2	0	0	0	0	2	1				
Todd Pratt, R OBP: 0.343, SLG: 0.413																	1	0	0	0	0	0	0				
Ugueth Urbina, R																	0	0	0	0	0	0	0				
Michael Tucker, L OBP: 0.315, SLG: 0.365																	1	1	1	0	0	0	0				
Aaron Fultz, L OBP: 0.333, SLG: 0.333																	0	0	0	0	0	0	0				
<b>Inning Stats</b>	R: 0 E: 0 K: 1 S: 9	H: 0 LOB: 0 BB: 0 P: 16	R: 0 E: 0 K: 0 S: 12	H: 1 LOB: 1 BB: 0 P: 20	R: 0 E: 0 K: 1 S: 7	H: 0 LOB: 0 BB: 0 P: 11	R: 0 E: 0 K: 2 S: 12	H: 1 LOB: 1 BB: 0 P: 19	R: 0 E: 0 K: 1 S: 10	H: 1 LOB: 1 BB: 0 P: 14	R: 0 E: 0 K: 1 S: 7	H: 0 LOB: 0 BB: 0 P: 10	R: 0 E: 0 K: 1 S: 7	H: 0 LOB: 0 BB: 0 P: 11	R: 0 E: 0 K: 0 S: 6	H: 0 LOB: 0 BB: 0 P: 9	R: 10 E: 4 K: 1 S: 24	H: 8 LOB: 2 BB: 1 P: 37	1B: 11 2B: 0 3B: 0 HR: 0	SF: 1 SAC: 0 DP: 0 HBP: 0	WP: 0 PB: 0 SB: 0 CS: 0	PA: 41					
<b>PITCHER</b>	IP	WLS	BF	H	R	ER	SO	BB	IBB	HBP	BLK	WP	HR	S	P	ERA	WHIP										
Dontrelle Willis, L ERA: 2.48	(1, 1)	8.0	L	30	4	3	7	1	0	0	0	0	0	75	119	3.38	0.625										
Todd Jones, R ERA: 1.64	(9, 1)	0.0	B	5	4	3	2	0	0	0	0	0	0	6	9	∞	∞										
Ron Villone, L ERA: 4.34	(9, 1)	0.1		4	3	3	2	1	0	0	0	0	0	9	14	54.00	9.000										
Randy Messenger, R ERA: 4.55	(9, 1)	0.2		2	0	1	0	0	0	0	0	0	0	4	5	0.00	0.000										

Philadelphia Phillies @ Florida Marlins  
Dolphin Stadium, Miami, FL  
Sat Sep 17 2005, 1:20 PM EDT  
Att: 27,203 - Sunny - 96 F

AB	39
R	10
H	11
RBI	7
BB	1
SO	8
LOB	13



Batter	1	2	3	4	5	6	7	8	9	AB	R	H	RBI	BB	SO	LOB	BOTTOM										
Luis Castillo, S OBP: 0.388, SLG: 0.366	G6-4-3		SH5-4			L9											4	0	2	0	0	1	1				
Juan Pierre, L OBP: 0.324, SLG: 0.343	G6-4-3					F9											4	1	2	0	1	0	1				
Miguel Cabrera, R OBP: 0.386, SLG: 0.567	E5		FC4			K											5	0	0	0	0	1	6				
Carlos Delgado, L OBP: 0.450, SLG: 0.593																	2	0	1	1	2	0	0				
Juan Encarnacion, R OBP: 0.350, SLG: 0.455																	0	0	0	0	0	0	0				
Jeff Conine, R OBP: 0.365, SLG: 0.399																	3	0	0	1	0	2	3				
Paul Lo Duca, R OBP: 0.340, SLG: 0.388																	4	0	0	0	0	2	4				
Mike Lowell, R OBP: 0.288, SLG: 0.346																	4	0	1	0	0	1	0				
Dontrelle Willis, L OBP: 0.273, SLG: 0.333	(1, 1)	7.0															3	0	0	0	0	1	1				
Todd Jones, L OBP: 0.500, SLG: 0.500	(9, 1)	1.0	W	5	1	1	1	0	1	0	0	0	0	14	25	9.00	1.000										
Ron Villone, L OBP: 0.687, SLG: 0.900	(9, 1)	1.0		6	2	0	0	1	1	0	0	0	0	13	21	0.00	3.000										
Randy Messenger, R OBP: 0.462, SLG: 0.300	(9, 1)	1.0		2	0	0	1	1	0	0	0	0	0	13	21	0.00	3.000										
11 Robert Andino, R OBP: 0.200, SLG: 0.222	(1, 6)																3	1	1	0	1	1	1				
<b>Inning Stats</b>	R: 0 E: 1 K: 0 S: 10	H: 2 LOB: 2 BB: 0 P: 16	R: 0 E: 0 K: 1 S: 13	H: 1 LOB: 1 BB: 0 P: 20	R: 1 E: 1 K: 2 S: 21	H: 0 LOB: 3 BB: 3 P: 39	R: 0 E: 0 K: 2 S: 9	H: 1 LOB: 1 BB: 0 P: 12	R: 0 E: 0 K: 1 S: 8	H: 0 LOB: 0 BB: 0 P: 13	R: 0 E: 0 K: 0 S: 8	H: 0 LOB: 0 BB: 0 P: 10	R: 0 E: 0 K: 1 S: 8	H: 0 LOB: 0 BB: 0 P: 11	R: 1 E: 0 K: 1 S: 14	H: 1 LOB: 2 BB: 1 P: 25	R: 0 E: 0 K: 1 S: 13	H: 2 LOB: 3 BB: 1 P: 21	1B: 5 2B: 2 3B: 0 HR: 0	SF: 1 SAC: 1 DP: 1 HBP: 0	WP: 0 PB: 0 SB: 0 CS: 0	PA: 39					
<b>PITCHER</b>	IP	WLS	BF	H	R	ER	SO	BB	IBB	HBP	BLK	WP	HR	S	P	ERA	WHIP										
Vicente Padilla, R ERA: 4.43	(1, 1)	7.0		28	4	1	0	7	3	0	0	0	0	77	121	0.00	1.000										
Ugueth Urbina, R ERA: 3.59	(8, 1)	1.0	W	5	1	1	1	0	1	0	0	0	0	14	25	9.00	1.000										
Aaron Fultz, L ERA: 2.14	(9, 1)	1.0		6	2	0	0	1	1	0	0	0	0	13	21	0.00	3.000										

Philadelphia Phillies @ Florida Marlins  
Dolphin Stadium, Miami, FL  
Sat Sep 17 2005, 1:20 PM EDT  
Att: 27,203 - Sunny - 96 F

AB	32
R	2
H	7
RBI	2
BB	5
SO	9
LOB	17









Batter	1	2	3	4	5	6	7	8	9	AB	R	H	RBI	BB	SO	LOB	TOP					
11 Jimmy Rollins, S OBP: 0.325, SLG: 0.408	P2		F8			P6	BB		DI 1B	4	0	1	1	1	0	0	Philadelphia Phillies @ Atlanta Braves Turner Field, Atlanta, GA Tue Sep 20 2005, 7:35 PM EDT Att: 25,701 - Clear - 88 F					
Kenny Lofton, L OBP: 0.390, SLG: 0.418 Jason Michaels, R OBP: 0.402, SLG: 0.421	BB			G4-3		S 2B	K		K	2	0	1	0	1	0	0						
26 Chase Utley, L OBP: 0.361, SLG: 0.503	P6		F8			S BB		F8		3	0	0	0	1	0	1						
Bobby Abreu, L OBP: 0.414, SLG: 0.493	F7		G4-3			IBB		G4-3		3	0	0	0	1	0	1						
Pat Burrell, R OBP: 0.387, SLG: 0.501		G3			G5-3	K		K		4	0	0	0	0	2	3						
6 Ryan Howard, L OBP: 0.353, SLG: 0.543	K				1B BB	G3			G4-3	3	0	0	0	1	1	3						
David Bell, R OBP: 0.305, SLG: 0.359	G6-3				1B		11 BB BB		L6	3	0	1	0	1	0	0						
Mike Lieberthal, R OBP: 0.326, SLG: 0.414			G5-3		K		K		11 BB WP BB	3	1	0	0	1	2	3						
Cory Lidle, R Rheal Cormier, L 63 Ryan Madson, L 8 Shane Victorino, S Aaron Fultz, L Geoff Geary, R Billy Wagner, L Michael Tucker, R	K		K		K		K		11 BB BB	2	0	0	0	0	2	2						
Inning Stats	R: 0 E: 0 K: 0 S: 8	H: 0 LOB: 1 BB: 1 P: 15	R: 0 E: 0 K: 1 S: 9	H: 0 LOB: 0 BB: 0 P: 12	R: 0 E: 0 K: 1 S: 7	H: 0 LOB: 0 BB: 0 P: 9	R: 0 E: 0 K: 0 S: 6	H: 0 LOB: 0 BB: 0 P: 7	R: 0 E: 0 K: 1 S: 15	H: 1 LOB: 2 BB: 1 P: 27	R: 0 E: 0 K: 1 S: 7	H: 1 LOB: 3 BB: 2 P: 19	R: 0 E: 0 K: 3 S: 19	H: 0 LOB: 2 BB: 2 P: 30	R: 0 E: 0 K: 1 S: 10	H: 0 LOB: 0 BB: 0 P: 18		R: 1 E: 0 K: 1 S: 14	H: 1 LOB: 2 BB: 2 P: 28	1B: 2 2B: 1 3B: 0 HR: 0	SF: 0 SAC: 0 DP: 0 HBP: 0	WP: 1 PB: 0 SB: 2 CS: 0
PITCHER	IP	WLS	BF	H	R	ER	SO	BB	IBB	HBP	BLK	WP	HR	S	P	ERA	WHIP					
Jorge Sosa, R ERA: 2.45	6.2	W	28	2	0	0	7	5	1	0	0	0	0	68	115	0.00	1.050					
49 Macay McBride, L ERA: 4.75	0.1	H	1	0	0	0	1	0	0	0	0	0	0	3	4	0.00	0.000					
Chris Reitsma, R ERA: 3.71	1.0		3	0	0	0	1	0	0	0	0	0	0	10	18	0.00	0.000					
Kyle Farnsworth, R ERA: 2.11	1.0		6	1	1	1	1	2	0	0	0	1	0	14	28	9.00	3.000					

AB	30
R	1
H	3
RBI	1
BB	8
SO	10
LOB	18



Batter	1	2	3	4	5	6	7	8	9	AB	R	H	RBI	BB	SO	LOB	BOTTOM				
Rafael Furcal, S OBP: 0.342, SLG: 0.420	FC1-5 2B		G3			F9 10 BB 2B	7 S E 1B	L4		5	2	3	1	0	0	1	Philadelphia Phillies @ Atlanta Braves Turner Field, Atlanta, GA Tue Sep 20 2005, 7:35 PM EDT Att: 25,701 - Clear - 88 F				
Marcus Giles, R OBP: 0.373, SLG: 0.462	FC1-5 7 1B FC6-4 2-3		F7			F9	P6			4	1	0	0	0	0	3					
7 Jeff Francoeur, R OBP: 0.352, SLG: 0.578	FC6-4 1B		G5-3			G6-3	E1 BB 1B			4	0	2	0	0	0	1					
Andrew Jones, R OBP: 0.352, SLG: 0.594	FC6-4 1-2 3-H			L6		10 BB IBB	BB IBB			2	0	0	1	2	0	1					
Adam LaRoche, L OBP: 0.312, SLG: 0.436 Julio Franco, R OBP: 0.344, SLG: 0.459	K			G3		10 BB				2	0	0	0	0	1	1					
Ryan Langerhans, L OBP: 0.331, SLG: 0.411 10 Chipper Jones, S OBP: 0.406, SLG: 0.556	K			L3		1-2 2-3 BB	L8			2	0	0	0	0	1	0					
Johnny Estrada, S OBP: 0.299, SLG: 0.357	G6-3				F7	F8		8 G5-3 8 WP 1B		4	0	1	0	0	0	3					
Wilson Betemit, S OBP: 0.357, SLG: 0.436 Todd Hollandsworth, L OBP: 0.295, SLG: 0.380					G4-3 1B			4 SH1-4 1B	P5	2	0	2	0	0	0	0					
Jorge Sosa, R 4 Pete Orr, L Chris Reitsma, R 8 Brayan Peña, S Kyle Farnsworth, R	G4-3				G4-3			1-2 1-3	G5-3	2	0	0	0	0	0	2					
Inning Stats	R: 1 E: 0 K: 1 S: 7	H: 2 LOB: 1 BB: 0 P: 10	R: 0 E: 0 K: 1 S: 9	H: 1 LOB: 1 BB: 0 P: 15	R: 0 E: 0 K: 0 S: 5	H: 0 LOB: 0 BB: 0 P: 6	R: 0 E: 0 K: 0 S: 3	H: 0 LOB: 0 BB: 0 P: 6	R: 0 E: 0 K: 0 S: 6	H: 1 LOB: 3 BB: 0 P: 8	R: 1 E: 0 K: 0 S: 9	H: 1 LOB: 3 BB: 3 P: 27	R: 2 E: 1 K: 0 S: 17	H: 3 LOB: 3 BB: 2 P: 29	R: 0 E: 0 K: 0 S: 12	H: 1 LOB: 1 BB: 0 P: 17		1B: 7 2B: 2 3B: 0 HR: 0	SF: 0 SAC: 1 DP: 1 HBP: 0	WP: 1 PB: 0 SB: 1 CS: 0	PA: 37
PITCHER	IP	WLS	BF	H	R	ER	SO	BB	IBB	HBP	BLK	WP	HR	S	P	ERA	WHIP				
Cory Lidle, R ERA: 4.74	5.2	L	22	5	2	2	2	0	0	0	0	0	0	35	59	3.18	0.882				
Rheal Cormier, L ERA: 6.07	0.0		2	0	0	0	0	2	0	0	0	0	0	3	11						
63 Ryan Madson, R ERA: 3.46	0.1		1	0	0	0	0	0	0	0	0	0	0	1	2	0.00	0.000				
Aaron Fultz, L ERA: 2.39	0.1		3	2	2	2	0	0	0	0	0	0	0	8	11	54.00	6.000				
Geoff Geary, R ERA: 3.93	0.2		5	1	0	0	0	1	1	0	0	0	0	9	18	0.00	3.000				

AB	31
R	4
H	9
RBI	3
BB	5
SO	2
LOB	17





Batter	1	2	3	4	5	6	7	8	9	10	AB	R	H	RBI	BB	SO	LOB	TOP					
11 Jimmy Rollins, S OBP: 0.327, SLG: 0.412	G1-3	FC6-4		1B		2B			F8	2B	6	0	3	2	0	0	1	<b>Philadelphia Phillies @ Atlanta Braves</b> Turner Field, Atlanta, GA Wed Sep 21 2005, 7:05 PM EDT Att: 27,030 - Clear - 85 F					
Jason Michaels, R OBP: 0.401, SLG: 0.418	F9		F8	G1-3			1B			2B	4	1	1	0	0	0	1						
Kenny Lofton, L OBP: 0.391, SLG: 0.416								1B			1	0	0	0	1	0	2						
Bobby Abreu, L OBP: 0.413, SLG: 0.489	F8		2B						G1-6-3		4	0	0	0	1	2	2						
Billy Wagner, L OBP: 0.500, SLG: 0.500											0	0	0	0	0	0	0						
Pat Burrell, R OBP: 0.391, SLG: 0.505											4	1	3	0	1	0	0						
Andy Chavez, L OBP: 0.260, SLG: 0.302		HR	1B	2B							0	0	0	0	0	0	0						
26 Chase Utley, L OBP: 0.322, SLG: 0.504											5	1	2	1	0	3	3						
David Bell, R OBP: 0.308, SLG: 0.365		HR									3	2	1	2	2	0	2						
Mike Lieberthal, R OBP: 0.328, SLG: 0.416		HR									3	2	1	0	1	0	3						
8 Shane Victorino, S OBP: 0.167, SLG: 0.182											1	1	0	0	0	0	3						
Ramon Martinez, R OBP: 0.306, SLG: 0.327											2	1	0	0	1	1	1						
6 Ryan Howard, L OBP: 0.358, SLG: 0.557											2	1	2	4	0	0	0						
38 Brett Myers, R ERA: 4.69											0	0	1	0	0	0	0	<b>Phillies</b>					
49 Macay McBride, L ERA: 5.4											0	0	0	0	0	0	0						
Jim Brower, R ERA: 5.75											0	0	0	0	0	0	0						
Chris Reitsma, R ERA: 3.66											0	0	0	0	0	0	0						
Kyle Farnsworth, R ERA: 2.09											0	0	0	0	0	0	0						
Inning Stats	R: 0 E: 0 K: 0 S: 9	H: 0 LOB: 0 BB: 0 P: 11	R: 3 E: 1 K: 1 S: 16	H: 4 LOB: 1 BB: 0 P: 24	R: 0 E: 0 K: 1 S: 9	H: 1 LOB: 3 BB: 2 P: 22	R: 0 E: 0 K: 2 S: 9	H: 0 LOB: 0 BB: 0 P: 15	R: 2 E: 0 K: 1 S: 10	H: 1 LOB: 1 BB: 0 P: 19	R: 1 E: 0 K: 1 S: 15	H: 3 LOB: 1 BB: 0 P: 22	R: 0 E: 0 K: 0 S: 4	H: 1 LOB: 0 BB: 0 P: 8	R: 0 E: 0 K: 0 S: 6	H: 0 LOB: 0 BB: 1 P: 13	R: 4 E: 0 K: 1 S: 17		H: 3 LOB: 2 BB: 2 P: 34	1B: 7 2B: 5 3B: 0 HR: 2	SF: 0 SAC: 0 DP: 3 HBP: 0	WP: 1 PB: 0 SB: 1 CS: 0	PA: 47
PITCHER	IP	WLS	BF	H	R	ER	SO	BB	IBB	HBP	BLK	WP	HR	S	P	ERA	WHIP						
Horacio Ramirez, L ERA: 4.69	6.0		28	7	5	4	5	3	0	0	0	0	1	0	12	17	27.00		9.000				
26 Kyle Davies, R ERA: 4.88	0.1	L	4	1	3	3	0	0	0	0	0	0	0	0	0	0	0		0	0			
John Foster, L ERA: 4.41	0.2		4	2	1	1	1	0	0	0	0	0	1	9	17	13.50	3.000						

Batter	1	2	3	4	5	6	7	8	9	10	AB	R	H	RBI	BB	SO	LOB	BOTTOM					
Rafael Furcal, S OBP: 0.344, SLG: 0.420	F7		FC5-4				HR				3	2	1	0	2	0	1	<b>Philadelphia Phillies @ Atlanta Braves</b> Turner Field, Atlanta, GA Wed Sep 21 2005, 7:05 PM EDT Att: 27,030 - Clear - 85 F					
Marcus Giles, R OBP: 0.371, SLG: 0.459	K		FC5-4				F8				4	0	0	0	1	2	3						
10 Chipper Jones, S OBP: 0.409, SLG: 0.554											3	1	1	0	2	1	4						
Andrew Jones, R OBP: 0.351, SLG: 0.590	P4						HR				4	0	0	0	0	1	4						
Adam LaRoche, L OBP: 0.315, SLG: 0.443											4	2	2	4	1	0	1						
26 Kyle Davies, R OBP: 0.267, SLG: 0.154											0	0	0	0	0	0	0						
John Foster, L ERA: 4.41											0	0	0	0	0	0	0						
7 Jeff Francoeur, R OBP: 0.344, SLG: 0.566											5	0	0	0	0	1	4						
Johnny Estrada, S OBP: 0.301, SLG: 0.366											5	1	2	2	0	2	0						
Ryan Langerhans, L OBP: 0.333, SLG: 0.411											3	0	1	0	1	1	1						
Brian Jordan, R OBP: 0.295, SLG: 0.333											1	0	0	0	0	1	0						
Horacio Ramirez, L ERA: 4.69											1	0	0	0	0	1	0	<b>Braves</b>					
Wilson Betemit, S ERA: 3.75											0	0	0	0	0	0	0						
49 Macay McBride, L ERA: 5.4											0	0	0	0	0	0	0						
Jim Brower, R ERA: 5.75											0	0	0	0	0	0	0						
Chris Reitsma, R ERA: 3.66											0	0	0	0	0	0	0						
Todd Hollandsworth, L ERA: 2.30											1	0	0	0	0	0	1						
Kyle Farnsworth, R ERA: 2.09											0	0	0	0	0	0	0						
Julio Franco, R OBP: 0.344, SLG: 0.459											0	0	0	0	0	0	0						
Inning Stats	R: 0 E: 0 K: 1 S: 9	H: 1 LOB: 1 BB: 0 P: 15	R: 0 E: 0 K: 0 S: 7	H: 0 LOB: 0 BB: 0 P: 10	R: 0 E: 0 K: 0 S: 8	H: 1 LOB: 2 BB: 1 P: 16	R: 2 E: 0 K: 0 S: 13	H: 2 LOB: 0 BB: 0 P: 23	R: 1 E: 0 K: 2 S: 16	H: 0 LOB: 3 BB: 3 P: 31	R: 0 E: 0 K: 1 S: 9	H: 1 LOB: 0 BB: 0 P: 13	R: 3 E: 0 K: 1 S: 11	H: 2 LOB: 0 BB: 1 P: 19	R: 0 E: 0 K: 2 S: 8	H: 0 LOB: 1 BB: 1 P: 17	R: 0 E: 0 K: 2 S: 9		H: 0 LOB: 0 BB: 0 P: 12	1B: 5 2B: 0 3B: 0 HR: 2	SF: 0 SAC: 1 DP: 1 HBP: 1	WP: 0 PB: 0 SB: 1 CS: 0	PA: 44
PITCHER	IP	WLS	BF	H	R	ER	SO	BB	IBB	HBP	BLK	WP	HR	S	P	ERA	WHIP						
Brett Myers, R ERA: 3.75	5.0		24	4	3	3	3	4	0	0	0	0	0	0	9	13	0.00	1.000					
Aaron Fultz, L ERA: 2.30	1.0	H	3	1	0	0	1	0	0	0	0	0	0	0	0	0	0	0					
63 Ryan Madson, R ERA: 3.74	1.0	B	6	2	3	3	1	1	0	0	0	0	1	11	19	27.00	3.000						
Ugueth Urbina, R ERA: 3.54	1.0		4	0	0	0	1	1	0	0	0	0	0	11	21	0.00	1.000						
Geoff Geary, R ERA: 3.89	1.0	W	4	0	0	0	2	1	0	0	0	0	0	8	17	0.00	1.000						



Batter	1	2	3	4	5	6	7	8	9	AB R H RBI BB SO LOB	TOP									
11 Jimmy Rollins, S OBP: 0.327, SLG: 0.414	1-1 FC4-6 1B		0-0 G1-3			2-1 26 G4-3 2B		0-2 G3	0-0 G5-3	5 0 2 0 0 0 0	<b>Philadelphia Phillies @ Atlanta Braves</b> Turner Field, Atlanta, GA Thu Sep 22 2005, 1:05 PM EDT Att: 26,301 - Partly Cloudy - 81 F									
Kenny Lofton, L OBP: 0.389, SLG: 0.413	0-1 FC4-6 FC4-6 26 BB 1-2		1-1 G4-3			4-0 26 G4-3 BB		0-0 E3		3 0 0 0 1 0 1										
26 Chase Utley, L OBP: 0.361, SLG: 0.501	4-0 FC4-6 1-2 BB			1-2 F8		2-2 G4-3		2-3 K		3 0 0 0 1 1 3										
Bobby Abreu, L OBP: 0.415, SLG: 0.489	2-1 FC4-6 1-2 2-3		1-2 G1-4-3 1B			4-0 IBB			4-0 6 1B BB	2 1 1 0 2 0 2										
Pat Burrell, R OBP: 0.388, SLG: 0.501 Mike Lieberthal, R OBP: 0.328, SLG: 0.416	2-2 L4		2-2 G1-4-3			0-0 L4			0-0 F7	4 0 0 0 0 0 7 0 0 0 0 0 0 0										
6 Ryan Howard, L OBP: 0.396, SLG: 0.553		1-0 F8			1-0 G4-3		1-0 G3		1-0 1B 8 HR 1B	4 1 1 0 0 0 0										
David Bell, R OBP: 0.305, SLG: 0.362		1-2 F7			0-1 G1-3		1-0 F8		0-0 F7	4 0 0 0 0 0 2										
Todd Pratt, R OBP: 0.335, SLG: 0.402 Michael Tucker, L OBP: 0.319, SLG: 0.366 Billy Wagner, L OBP: 0.500, SLG: 0.500		1-1 G6-3			2-3 K		3-2 G6-3		0-0 8 HR 1B	3 0 0 0 0 1 0 1 1 1 1 0 0 0 0 0 0 0 0 0 0										
21 Jon Lieber, L OBP: 0.086, SLG: 0.101 8 Shane Victorino, S OBP: 0.231, SLG: 0.500			2-2 G4-3			1-3 K		1-1 G3	1-2 1-H 2-H HR	3 0 0 0 0 1 0 1 1 1 3 0 0 0										
<b>Inning Stats</b>	R: 0 E: 0 K: 0 S: 9	H: 1 LOB: 2 BB: 1 P: 18	R: 0 E: 0 K: 0 S: 6	H: 0 LOB: 0 BB: 0 P: 9	R: 0 E: 0 K: 0 S: 6	H: 1 LOB: 0 BB: 0 P: 14	R: 0 E: 0 K: 1 S: 6	H: 0 LOB: 0 BB: 0 P: 9	R: 0 E: 0 K: 1 S: 5	H: 0 LOB: 0 BB: 0 P: 10		R: 0 E: 1 K: 1 S: 9	H: 0 LOB: 1 BB: 0 P: 12	R: 4 E: 0 K: 0 S: 8	H: 3 LOB: 0 BB: 1 P: 14	1B: 4 2B: 1 3B: 0 HR: 1	SF: 0 SAC: 0 DP: 1 HBP: 0	WP: 0 PB: 0 SB: 0 CS: 0	PA: 37	
<b>PITCHER</b>	IP WLS BF H R ER SO BB IBB HBP BLK WP HR S P ERA WHIP	8.2 L 36 6 4 4 3 3 1 0 0 0 1 67 116 4.15 1.038																		
15 Tim Hudson, R ERA: 3.48 49 Macay McBride, L ERA: 5.25	(1, 1) (9, 1)	0.1	1	0	0	0	0	0	0	0	0	1	1	0.00	0.000					


AB	33
R	4
H	6
RBI	4
BB	4
SO	3
LOB	15



Batter	1	2	3	4	5	6	7	8	9	AB R H RBI BB SO LOB	BOTTOM											
Rafael Furcal, S OBP: 0.344, SLG: 0.420	0-1 B1-3		2-2 K		2-2 CS	2-3 K		1-0 G5-3		4 0 1 0 0 1 1	<b>Philadelphia Phillies @ Atlanta Braves</b> Turner Field, Atlanta, GA Thu Sep 22 2005, 1:05 PM EDT Att: 26,301 - Partly Cloudy - 81 F											
Marcus Giles, R OBP: 0.370, SLG: 0.457	1-1 F9		1-0 F8			1-1 F9			1-1 10 G5-3 1B	4 0 1 0 0 0 1												
10 Chipper Jones, S OBP: 0.404, SLG: 0.548	0-1 F8			2-1 G3		2-1 G3			1-1 G5-3	4 0 0 0 0 0 1												
Andrew Jones, R OBP: 0.350, SLG: 0.587		2-2 SH1-3 1B		0-3 K		2-2 F8			3-3 K	4 0 1 0 0 2 1												
Adam LaRoche, L OBP: 0.316, SLG: 0.444 Julio Franco, R OBP: 0.343, SLG: 0.457		0-0 SH1-3		0-1 K		0-3 K			1-3 K	2 0 1 0 0 1 0 1 0 0 0 0 1 1												
7 Jeff Francoeur, R OBP: 0.340, SLG: 0.558		1-2 G5-3		1-3 K		1-1 G6-3				3 0 0 0 0 1 2												
Ryan Langerhans, L OBP: 0.336, SLG: 0.416		2-3 K			0-0 CS 1B		2-1 16 G4-3 2B			3 0 2 0 0 1 1												
16 Brian McCann, L OBP: 0.330, SLG: 0.380			1-1 P5		2-3 K		0-2 G4-3		2-3 G2-3	3 0 0 0 0 1 2 0 0 0 0 0 0 0												
15 Tim Hudson, R ERA: 4.23 49 Macay McBride, L ERA: 1.52	(1, 1) (9, 1)	1.0	4	1	0	0	2	0	0	0		0	10	16	0.00	1.000						
<b>PITCHER</b>	IP WLS BF H R ER SO BB IBB HBP BLK WP HR S P ERA WHIP	8.0 W 28 5 0 0 2 5 0 0 0 0 0 65 94 0.00 0.625																				
<b>Inning Stats</b>	R: 0 E: 0 K: 0 S: 6	H: 0 LOB: 0 BB: 0 P: 7	R: 0 E: 0 K: 1 S: 8	H: 1 LOB: 0 BB: 0 P: 12	R: 0 E: 0 K: 0 S: 9	H: 1 LOB: 1 BB: 0 P: 14	R: 0 E: 0 K: 2 S: 10	H: 1 LOB: 0 BB: 0 P: 13	R: 0 E: 0 K: 2 S: 9	H: 1 LOB: 0 BB: 0 P: 14	R: 0 E: 0 K: 1 S: 8	H: 0 LOB: 0 BB: 0 P: 13	R: 0 E: 0 K: 1 S: 8	H: 0 LOB: 0 BB: 0 P: 11	R: 0 E: 0 K: 0 S: 7	H: 1 LOB: 1 BB: 0 P: 10	R: 0 E: 0 K: 2 S: 10	H: 1 LOB: 1 BB: 0 P: 16	1B: 4 2B: 2 3B: 0 HR: 0	SF: 0 SAC: 1 DP: 0 HBP: 0	WP: 0 PB: 0 SB: 0 CS: 1	PA: 33





Batter	1	2	3	4	5	6	7	8	9	AB	R	H	RBI	BB	SO	LOB	TOP				
11 Jimmy Rollins, S OBP: 0.328, SLG: 0.414	3-2 2B 1B	1-0 F8		0-1 G3		0-1 F8			0-1 26 HR 1B	5	2	2	0	0	0	3	<b>Philadelphia Phillies @ Cincinnati Reds</b> Great American Ball Park, Cincinnati, OH Fri Sep 23 2005, 7:10 PM EDT Att: 22,608 - Drizzlie - 73 F				
Kenny Lofton, L OBP: 0.392, SLG: 0.418	1 SAFE 26 2B 2B	0-1 1-2 1B		3-2 F7		0-1 G3-6			1-2 26 HR 1B	5	2	3	1	0	0	2					
26 Chase Utley, L OBP: 0.363, SLG: 0.516	1-0 2H 2B	1-1 F8			0-1 HR				3-2 1H 2H HR	5	3	3	5	0	0	2					
Bobby Abreu, L OBP: 0.413, SLG: 0.487	3-3 K		1-2 FC5-4 1B		3-3 K				1-3 K	5	0	1	0	0	0	4					
Billy Wagner, L OBP: 0.500, SLG: 0.500										0	0	0	0	0	0	0					
Pat Burrell, R OBP: 0.390, SLG: 0.504	1-2 G3 2H 2B		3-3 K		0-0 6 HR 1B				3-3 K	5	1	3	1	0	2	1					
6 Ryan Howard, L OBP: 0.397, SLG: 0.559	1-1 G3		2-1 F7		2-2 1H HR				4-0 HR BB	4	1	1	2	1	1	3					
Endy Chavez, L OBP: 0.260, SLG: 0.302	2-3 G3		0-2 FC5-4		0-1 G5-3				3-2 HR	0	1	0	0	0	0	0					
David Bell, R OBP: 0.304, SLG: 0.366	0-2 F7		0-2 FC5-4		0-1 G5-3				1 SAFE 3-2 HR	5	1	1	2	0	0	2					
Mike Lieberthal, R OBP: 0.329, SLG: 0.419			0-1 1B 1B		0-0 SH2-4 2B				1-1 G5-3	5	0	2	0	0	0	1					
Vicente Padilla, R Aron Fultz, L Ramon Martinez, R 63 Ryan Madson, L Aquilino Lopez, R 8 Shane Victorino, S Rheal Cormier, L Tommy Perez, S		0-1 B2		1-1 SH2-4		3-1 G3-6 1B			2-1 L6	1	0	0	0	0	0	0					
<b>Inning Stats</b>	R: 3 E: 0 K: 1 S: 21	H: 4 LOB: 1 BB: 0 P: 30	R: 0 E: 0 K: 0 S: 9	H: 2 LOB: 2 BB: 0 P: 11	R: 0 E: 0 K: 1 S: 11	H: 1 LOB: 1 BB: 0 P: 17	R: 0 E: 0 K: 0 S: 10	H: 1 LOB: 1 BB: 0 P: 14	R: 3 E: 0 K: 1 S: 14	H: 3 LOB: 0 BB: 0 P: 19	R: 0 E: 0 K: 2 S: 11	H: 1 LOB: 1 BB: 0 P: 12	R: 0 E: 0 K: 0 S: 6	H: 0 LOB: 0 BB: 0 P: 9	R: 5 E: 0 K: 2 S: 16	H: 4 LOB: 1 BB: 1 P: 32		1B: 9 2B: 4 3B: 0 HR: 4	SF: 0 SAC: 1 DP: 1 HBP: 0	WP: 0 PB: 0 SB: 0 CS: 0	PA: 44
<b>PITCHER</b>	IP WLS BF H R ER SO BB IBB HBP BLK WP HR S P ERA WHIP																				
39 Aaron Harang, R ERA: 3.79	5.0 26 11 6 6 3 0 0 0 0 0 2 65 91 10.80 2.200																				
37 Brian Shacketford, L ERA: 2.25	1.0 3 1 0 0 0 0 0 0 0 0 0 5 9 0.00 1.000																				
Kent Mercker, L ERA: 3.73	1.0 H 4 1 0 0 2 0 0 0 0 0 0 11 12 0.00 1.000																				
56 Todd Coffey, R ERA: 3.92	1.0 L 8 4 5 5 2 1 0 0 0 0 0 2 16 32 45.00 5.000																				
25 David Weathers, R ERA: 4.94																					

Batter	1	2	3	4	5	6	7	8	9	AB	R	H	RBI	BB	SO	LOB	BOTTOM					
6 Ryan Freel, R OBP: 0.376, SLG: 0.386	2-2 G1-3		0-0 BB 1B		1 SAFE 4-1 1B 2B BB		1-3 K			4	1	1	0	1	1	0	<b>Philadelphia Phillies @ Cincinnati Reds</b> Great American Ball Park, Cincinnati, OH Fri Sep 23 2005, 7:10 PM EDT Att: 22,608 - Drizzlie - 73 F					
Felipe Lopez, S OBP: 0.543, SLG: 0.473	0-0 P6		1 SAFE 4-0 BB		1-2 2B 1B 1B				0-0 G6-3 2B	3	1	2	2	2	0	0						
Adam Dunn, L OBP: 0.387, SLG: 0.539	1-3 K		2-3 K		0-1 1B 2B				3-1 G6-3	4	0	1	1	1	2	3						
Rich Aurilia, R OBP: 0.340, SLG: 0.449		1-0 G5-3		0-0 G6-4-3 1B		0-2 G6-4-3 1B			4-2 S BB	3	0	2	1	2	0	0						
Javier Valentin, S OBP: 0.364, SLG: 0.525		1-0 P5		2-0 G6-4-3		1-1 F7			3-3 K	4	0	0	0	0	1	5						
Kent Mercker, L ERA: 2.25										0	0	0	0	0	0	0						
56 Todd Coffey, R ERA: 3.92										0	0	0	0	0	0	0						
Wily Mo Peña, R OBP: 0.309, SLG: 0.498										1	0	0	0	0	1	2						
25 David Weathers, R ERA: 4.94										0	0	0	0	0	0	0						
Jacob Cruz, L OBP: 0.326, SLG: 0.433										4	1	1	1	0	1	0						
27 Chris Denorfia, R OBP: 0.423, SLG: 0.476										1	0	0	0	0	0	2						
Austin Kearns, R OBP: 0.333, SLG: 0.450			0-1 G4-3 39 G4-3 2B		4-2 1B BB		1-1 HR		1-0 P3	4	4	3	1	1	0	0						
Ray Olmedo, S OBP: 0.288, SLG: 0.364			0-1 G4-3		0-0 6 BB		1-3 K2-3		2-3 K	4	2	2	1	0	1	2						
12 Edwin Encarnacion, R OBP: 0.288, SLG: 0.418			2-3 1B		1-3 1B					1	0	0	0	0	1	0						
39 Aaron Harang, R OBP: 0.029, SLG: 0.029			0-0 G4-3		0-3 K		2-0 HR		1-3 K	1	0	0	1	0	0	0						
Aaron Holbert, R OBP: 0.292, SLG: 0.381										1	0	0	0	0	1	2						
37 Brian Shacketford, L ERA: 2.35										0	0	0	0	0	0	0						
Jason LaRue, R OBP: 0.397, SLG: 0.463			3H							3	1	1	2	0	2	0						
<b>Inning Stats</b>	R: 0 E: 0 K: 1 S: 7	H: 0 LOB: 0 BB: 0 P: 10	R: 0 E: 0 K: 1 S: 6	H: 0 LOB: 0 BB: 0 P: 11	R: 0 E: 0 K: 1 S: 9	H: 2 LOB: 2 BB: 1 P: 15	R: 0 E: 0 K: 0 S: 4	H: 1 LOB: 0 BB: 0 P: 7	R: 4 E: 0 K: 1 S: 21	H: 4 LOB: 1 BB: 2 P: 31	R: 3 E: 0 K: 2 S: 16	H: 3 LOB: 3 BB: 3 P: 37	R: 2 E: 0 K: 2 S: 15	H: 2 LOB: 0 BB: 0 P: 21	R: 0 E: 0 K: 1 S: 9	H: 1 LOB: 2 BB: 1 P: 21	R: 0 E: 0 K: 2 S: 8	H: 0 LOB: 0 BB: 0 P: 12	1B: 5 2B: 4 3B: 0 HR: 4	SF: 0 SAC: 0 DP: 1 HBP: 0	WP: 1 PB: 0 SB: 1 CS: 0	PA: 45
<b>PITCHER</b>	IP WLS BF H R ER SO BB IBB HBP BLK WP HR S P ERA WHIP																					
Vicente Padilla, R ERA: 4.61	4.2 22 7 5 5 4 3 0 0 0 0 0 45 71 9.64 2.143																					
Aron Fultz, L ERA: 2.35	0.1 1 0 0 0 0 0 0 0 0 0 0 2 3 0.00 0.000																					
63 Ryan Madson, R ERA: 4.02	0.2 B 6 3 3 3 1 1 0 0 0 0 0 2 11 21 40.50 6.000																					
Aquilino Lopez, R ERA: 2.16	1.1 8 2 2 2 3 2 0 0 0 0 1 2 20 37 13.50 3.000																					
Rheal Cormier, L ERA: 5.94	1.0 W 5 1 0 0 1 1 0 0 0 0 0 0 9 21 0.00 2.000																					









Batter	1	2	3	4	5	6	7	8	9	AB	R	H	RBI	BB	SO	LOB	TOP								
11 Jimmy Rollins, S OBP: 0.331, SLG: 0.425										5	2	3	1	0	0	0	<b>Philadelphia Phillies @ Cincinnati Reds</b> Great American Ball Park, Cincinnati, OH Sun Sep 25 2005, 1:15 PM EDT Att: 23,072 - Overcast - 78 F								
Jason Michaels, R OBP: 0.400, SLG: 0.415										4	1	1	0	1	0	2									
Bobby Abreu, L OBP: 0.411, SLG: 0.484										5	1	1	1	1	0	3									
Pat Burrell, R OBP: 0.389, SLG: 0.503 Endy Chavez, L OBP: 0.260, SLG: 0.302										5	0	2	1	0	2	1									
26 Chase Utley, L OBP: 0.362, SLG: 0.517										4	1	2	1	1	1	2									
David Bell, R OBP: 0.308, SLG: 0.366										3	1	2	1	2	0	2									
6 Ryan Howard, L OBP: 0.353, SLG: 0.559										5	0	1	1	0	2	4									
Mike Lieberthal, R OBP: 0.328, SLG: 0.415										3	0	0	0	1	0	3									
Cory Lidle, R OBP: 0.161, SLG: 0.145 Ugueth Urbina, R										4	0	0	0	0	3	2									
Billy Wagner, L OBP: 0.500, SLG: 0.500										0	0	0	0	0	0	0									
<b>Inning Stats</b>	R: 2 E: 1 K: 0 S: 18	H: 3 LOB: 3 BB: 1 P: 34	R: 0 E: 0 K: 1 S: 9	H: 1 LOB: 1 BB: 0 P: 12	R: 1 E: 0 K: 3 S: 12	H: 1 LOB: 2 BB: 2 P: 27	R: 0 E: 0 K: 1 S: 9	H: 1 LOB: 1 BB: 0 P: 13	R: 1 E: 0 K: 0 S: 6	H: 2 LOB: 0 BB: 0 P: 7	R: 2 E: 0 K: 0 S: 15	H: 3 LOB: 0 BB: 1 P: 31	R: 0 E: 0 K: 2 S: 11	H: 0 LOB: 0 BB: 0 P: 13	R: 0 E: 0 K: 0 S: 11	H: 0 LOB: 0 BB: 0 P: 17	R: 0 E: 0 K: 1 S: 10	H: 1 LOB: 1 BB: 1 P: 18	1B: 6 2B: 3 3B: 1 HR: 2	SF: 0 SAC: 0 DP: 1 HBP: 0	WP: 0 PB: 0 SB: 0 CS: 0	PA: 43			
<b>PITCHER</b>	IP WLS BF H R ER SO BB IBB HBP BLK WP HR S P ERA WHIP	IP WLS BF H R ER SO BB IBB HBP BLK WP HR S P ERA WHIP	IP WLS BF H R ER SO BB IBB HBP BLK WP HR S P ERA WHIP	IP WLS BF H R ER SO BB IBB HBP BLK WP HR S P ERA WHIP	IP WLS BF H R ER SO BB IBB HBP BLK WP HR S P ERA WHIP	IP WLS BF H R ER SO BB IBB HBP BLK WP HR S P ERA WHIP	IP WLS BF H R ER SO BB IBB HBP BLK WP HR S P ERA WHIP	IP WLS BF H R ER SO BB IBB HBP BLK WP HR S P ERA WHIP	IP WLS BF H R ER SO BB IBB HBP BLK WP HR S P ERA WHIP	IP WLS BF H R ER SO BB IBB HBP BLK WP HR S P ERA WHIP	IP WLS BF H R ER SO BB IBB HBP BLK WP HR S P ERA WHIP	IP WLS BF H R ER SO BB IBB HBP BLK WP HR S P ERA WHIP	IP WLS BF H R ER SO BB IBB HBP BLK WP HR S P ERA WHIP	IP WLS BF H R ER SO BB IBB HBP BLK WP HR S P ERA WHIP	IP WLS BF H R ER SO BB IBB HBP BLK WP HR S P ERA WHIP	IP WLS BF H R ER SO BB IBB HBP BLK WP HR S P ERA WHIP	IP WLS BF H R ER SO BB IBB HBP BLK WP HR S P ERA WHIP	IP WLS BF H R ER SO BB IBB HBP BLK WP HR S P ERA WHIP	IP WLS BF H R ER SO BB IBB HBP BLK WP HR S P ERA WHIP	IP WLS BF H R ER SO BB IBB HBP BLK WP HR S P ERA WHIP	IP WLS BF H R ER SO BB IBB HBP BLK WP HR S P ERA WHIP	IP WLS BF H R ER SO BB IBB HBP BLK WP HR S P ERA WHIP	IP WLS BF H R ER SO BB IBB HBP BLK WP HR S P ERA WHIP	IP WLS BF H R ER SO BB IBB HBP BLK WP HR S P ERA WHIP	IP WLS BF H R ER SO BB IBB HBP BLK WP HR S P ERA WHIP

AB	38
R	6
H	12
RBI	6
BB	5
SO	8
LOB	19



Batter	1	2	3	4	5	6	7	8	9	AB	R	H	RBI	BB	SO	LOB	BOTTOM								
6 Ryan Freel, R OBP: 0.372, SLG: 0.379										3	0	0	0	1	1	0	<b>Philadelphia Phillies @ Cincinnati Reds</b> Great American Ball Park, Cincinnati, OH Sun Sep 25 2005, 1:15 PM EDT Att: 23,072 - Overcast - 78 F								
Felipe Lopez, S OBP: 0.543, SLG: 0.470										4	1	1	0	0	2	2									
Adam Dunn, L OBP: 0.390, SLG: 0.545										4	0	2	0	0	1	1									
Rich Aurilia, R OBP: 0.339, SLG: 0.444										4	0	1	1	0	1	1									
Javier Valentin, S OBP: 0.362, SLG: 0.519										4	0	1	0	0	0	0									
Austin Kearns, R OBP: 0.332, SLG: 0.447										4	1	1	0	0	0	2									
Jason LaRue, R OBP: 0.357, SLG: 0.461										4	0	1	0	0	1	0									
12 Edwin Encarnación, R OBP: 0.284, SLG: 0.426										3	1	1	1	0	0	1									
Randy Keister, L ERA: 4.65 Aaron Hill, R OBP: 0.285, SLG: 0.392 Jason Standridge, R ERA: 4.83 Allan Simpson, R ERA: 18.13 Jacob Cruz, L OBP: 0.321, SLG: 0.438 Josh Hancock, R ERA: 1.54										1	0	1	0	0	0	0									
<b>Inning Stats</b>	R: 0 E: 0 K: 1 S: 6	H: 1 LOB: 0 BB: 0 P: 11	R: 0 E: 0 K: 0 S: 5	H: 0 LOB: 0 BB: 0 P: 9	R: 0 E: 0 K: 1 S: 13	H: 1 LOB: 1 BB: 1 P: 23	R: 0 E: 0 K: 1 S: 10	H: 2 LOB: 1 BB: 0 P: 15	R: 1 E: 0 K: 0 S: 8	H: 1 LOB: 0 BB: 0 P: 12	R: 1 E: 1 K: 0 S: 11	H: 1 LOB: 0 BB: 0 P: 19	R: 1 E: 0 K: 1 S: 10	H: 2 LOB: 0 BB: 0 P: 16	R: 0 E: 0 K: 2 S: 16	H: 1 LOB: 1 BB: 0 P: 23		R: 0 E: 0 K: 1 S: 9	H: 0 LOB: 0 BB: 0 P: 14	1B: 6 2B: 3 3B: 0 HR: 1	SF: 0 SAC: 0 DP: 3 HBP: 0	WP: 1 PB: 0 SB: 0 CS: 0	PA: 34		
<b>PITCHER</b>	IP WLS BF H R ER SO BB IBB HBP BLK WP HR S P ERA WHIP	IP WLS BF H R ER SO BB IBB HBP BLK WP HR S P ERA WHIP	IP WLS BF H R ER SO BB IBB HBP BLK WP HR S P ERA WHIP	IP WLS BF H R ER SO BB IBB HBP BLK WP HR S P ERA WHIP	IP WLS BF H R ER SO BB IBB HBP BLK WP HR S P ERA WHIP	IP WLS BF H R ER SO BB IBB HBP BLK WP HR S P ERA WHIP	IP WLS BF H R ER SO BB IBB HBP BLK WP HR S P ERA WHIP	IP WLS BF H R ER SO BB IBB HBP BLK WP HR S P ERA WHIP	IP WLS BF H R ER SO BB IBB HBP BLK WP HR S P ERA WHIP	IP WLS BF H R ER SO BB IBB HBP BLK WP HR S P ERA WHIP	IP WLS BF H R ER SO BB IBB HBP BLK WP HR S P ERA WHIP	IP WLS BF H R ER SO BB IBB HBP BLK WP HR S P ERA WHIP	IP WLS BF H R ER SO BB IBB HBP BLK WP HR S P ERA WHIP	IP WLS BF H R ER SO BB IBB HBP BLK WP HR S P ERA WHIP	IP WLS BF H R ER SO BB IBB HBP BLK WP HR S P ERA WHIP	IP WLS BF H R ER SO BB IBB HBP BLK WP HR S P ERA WHIP	IP WLS BF H R ER SO BB IBB HBP BLK WP HR S P ERA WHIP	IP WLS BF H R ER SO BB IBB HBP BLK WP HR S P ERA WHIP	IP WLS BF H R ER SO BB IBB HBP BLK WP HR S P ERA WHIP	IP WLS BF H R ER SO BB IBB HBP BLK WP HR S P ERA WHIP	IP WLS BF H R ER SO BB IBB HBP BLK WP HR S P ERA WHIP	IP WLS BF H R ER SO BB IBB HBP BLK WP HR S P ERA WHIP	IP WLS BF H R ER SO BB IBB HBP BLK WP HR S P ERA WHIP	IP WLS BF H R ER SO BB IBB HBP BLK WP HR S P ERA WHIP	IP WLS BF H R ER SO BB IBB HBP BLK WP HR S P ERA WHIP













Batter	1	2	3	4	5	6	7	8	9	AB	R	H	RBI	BB	SO	LOB	TOP										
7 José Reyes, S OBP: 0.301, SLG: 0.387	G4-3		G6-3		G3		F9	G5-3		5	0	0	0	0	0	1											
Marlon Anderson, L OBP: 0.311, SLG: 0.379 Kazuo Matsui, S OBP: 0.300, SLG: 0.352	G6-3		F9		HR		HR		P3	4	2	2	2	0	0	0											
15 Carlos Beltrán, S OBP: 0.334, SLG: 0.420	K		PB		K		5 HR	1B	K	4	1	1	0	1	3	0											
Cliff Floyd, L OBP: 0.357, SLG: 0.505 Victor Diaz, R OBP: 0.292, SLG: 0.460		HR	IBB		BB		K		P3	2	1	1	1	2	1	1											
5 David Wright, R OBP: 0.387, SLG: 0.512		HR	K		L7		HR			4	2	2	2	0	1	3											
Mike Jacobs, L OBP: 0.340, SLG: 0.616 Heath Bell, R Tim Hamulack, R		HR			K		P5	G6-3		3	0	0	0	0	1	0											
11 Ramon Castro, R OBP: 0.326, SLG: 0.444	G5-4-3		K		K		1B		P2	4	0	1	0	0	1	2											
Miguel Cairo, R OBP: 0.292, SLG: 0.325	FC6-4		1B		1B		F9			4	0	3	1	0	0	1											
Steve Trachsel, R OBP: 0.067, SLG: 0.067 Kaz Ishii, L OBP: 0.231, SLG: 0.200 Danny Graves, R Chris Woodward, R OBP: 0.337, SLG: 0.394	FC6-4		1B		K		K		K	2	0	0	0	0	1	2											
<b>Inning Stats</b>	R: 0 E: 0 K: 1 S: 9	H: 0 LOB: 0 BB: 0 P: 11	R: 2 E: 0 K: 0 S: 10	H: 3 LOB: 1 BB: 0 P: 15	R: 0 E: 0 K: 1 S: 13	H: 0 LOB: 2 BB: 2 P: 23	R: 0 E: 0 K: 3 S: 16	H: 1 LOB: 1 BB: 0 P: 19	R: 1 E: 0 K: 1 S: 9	H: 1 LOB: 1 BB: 1 P: 20	R: 0 E: 0 K: 1 S: 8	H: 1 LOB: 1 BB: 0 P: 10	R: 3 E: 0 K: 1 S: 14	H: 3 LOB: 0 BB: 0 P: 25	R: 0 E: 0 K: 1 S: 10	H: 1 LOB: 1 BB: 0 P: 15	R: 0 E: 0 K: 1 S: 6	H: 0 LOB: 0 BB: 0 P: 9	1B: 5 2B: 1 3B: 0 HR: 4	SF: 0 SAC: 0 DP: 1 HBP: 1	WP: 0 PB: 1 SB: 0 CS: 0	PA: 40					
<b>PITCHER</b>	IP	WLS	BF	H	R	ER	SO	BB	IBB	HBP	BLK	WP	HR	S	P	ERA	WHIP										
Vicente Padilla, R ERA: 4.71	6.1	W	30	8	5	5	7	2	1	1	0	0	3	73	112	7.11	1.579										
Rheal Cormier, L ERA: 5.89	0.1		1	0	0	0	1	0	0	0	0	0	0	4	7	0.00	0.000										
63 Ryan Madson, R ERA: 4.07	0.1		2	1	1	1	0	0	0	0	0	0	1	2	4	27.00	3.000										
Ugueth Urbina, R ERA: 3.71	1.0	H	4	1	0	0	1	0	0	0	0	0	0	10	15	0.00	1.000										
Aaron Fultz, L ERA: 2.25	1.0		3	0	0	0	1	0	0	0	0	0	0	6	9	0.00	0.000										

**New York Mets @ Philadelphia Phillies**  
Citizens Bank Park, Philadelphia, PA  
Wed Sep 28 2005, 7:05 PM EDT  
Att: 42,250 - Partly Cloudy - 71 F

livebaseballscorecards.com

AB 36  
R 6  
H 10  
RBI 6  
BB 3  
SO 10  
LOB 12



Batter	1	2	3	4	5	6	7	8	9	AB	R	H	RBI	BB	SO	LOB	BOTTOM										
11 Jimmy Rollins, S OBP: 0.335, SLG: 0.429	FC4-6		1B		1B		P5	1B		3	3	1	0	3	0	6											
Kenny Lofton, L OBP: 0.392, SLG: 0.416	FC4-6		HR		K		L7	1B		6	2	4	1	0	1	0											
26 Chase Utley, L OBP: 0.371, SLG: 0.527	FC4-6		HR		F7		2B	1B		5	3	3	5	1	0	2											
Bobby Abreu, L OBP: 0.409, SLG: 0.481 8 Shane Victorino, S OBP: 0.276, SLG: 0.688	SF9		1B		E1		1B	1B		4	2	2	1	0	1	1											
Pat Burrell, R OBP: 0.389, SLG: 0.508 Aaron Fultz, L OBP: 0.333, SLG: 0.333	K		1B		F8		2B	HR		6	1	1	1	0	3	6											
6 Ryan Howard, L OBP: 0.350, SLG: 0.550	K		1B		1B		1B	1B		4	1	1	0	2	2	0											
David Bell, R OBP: 0.310, SLG: 0.366	1B		1B		SF7		1B	1B		4	1	4	2	0	0	0											
Mike Lieberthal, R OBP: 0.333, SLG: 0.418	P4		1B		1B		1B	1B		5	2	3	1	0	1	4											
Vicente Padilla, R Rheal Cormier, L 63 Ryan Madson, L Ugueth Urbina, R Michael Tucker, R Jason Michaels, R	K		K		SH1-4		1B	1B		2	0	0	1	1	2	4											
<b>Inning Stats</b>	R: 1 E: 0 K: 1 S: 13	H: 2 LOB: 1 BB: 0 P: 21	R: 0 E: 0 K: 2 S: 10	H: 1 LOB: 0 BB: 0 P: 15	R: 4 E: 0 K: 1 S: 17	H: 5 LOB: 3 BB: 2 P: 31	R: 0 E: 1 K: 1 S: 11	H: 0 LOB: 1 BB: 0 P: 18	R: 2 E: 0 K: 2 S: 7	H: 3 LOB: 2 BB: 1 P: 14	R: 2 E: 0 K: 2 S: 17	H: 2 LOB: 3 BB: 3 P: 35	R: 0 E: 0 K: 2 S: 13	H: 1 LOB: 1 BB: 0 P: 20	R: 7 E: 2 K: 1 S: 19	H: 6 LOB: 0 BB: 1 P: 37	1B: 15 2B: 1 3B: 1 HR: 3	SF: 3 SAC: 1 DP: 0 HBP: 0	WP: 0 PB: 0 SB: 0 CS: 0	PA: 51							
<b>PITCHER</b>	IP	WLS	BF	H	R	ER	SO	BB	IBB	HBP	BLK	WP	HR	S	P	ERA	WHIP										
Steve Trachsel, R ERA: 4.14	4.2	L	28	10	7	7	5	3	0	0	0	0	1	57	96	13.50	2.786										
Kaz Ishii, L ERA: 5.14	0.1		3	2	2	2	0	1	0	0	0	0	0	5	11	54.00	9.000										
Danny Graves, R ERA: 6.34	1.0		6	1	0	0	2	1	1	0	0	0	0	13	27	0.00	2.000										
Heath Bell, R ERA: 4.93	1.1		7	3	2	2	3	0	0	0	0	0	0	22	33	13.50	2.250										
Tim Hamulack, L ERA: 23.14	0.2		7	4	5	5	0	0	1	0	0	0	2	10	24	67.50	6.000										

**New York Mets @ Philadelphia Phillies**  
Citizens Bank Park, Philadelphia, PA  
Wed Sep 28 2005, 7:05 PM EDT  
Att: 42,250 - Partly Cloudy - 71 F

livebaseballscorecards.com

AB 40  
R 16  
H 20  
RBI 15  
BB 7  
SO 10  
LOB 23





Batter	1	2	3	4	5	6	7	8	9	AB	R	H	RBI	BB	SO	LOB	TOP										
11 Jimmy Rollins, S OBP: 0.335, SLG: 0.429	G4-3		26 1B	26 1B		F8			G3	5	1	2	0	0	0	2	Philadelphia Phillies @ Washington Nationals Robert F. Kennedy Memorial Stadium, Washington, DC Fri Sep 30 2005, 7:05 PM EDT Att: 30,375 - Clear - 65 F										
Kenny Lofton, L OBP: 0.392, SLG: 0.419	F7		1B	F7					2B	5	0	2	1	0	1	2											
26 Chase Utley, L OBP: 0.373, SLG: 0.529			F8 2B	G4-3		F9			G4-6-3	4	1	2	1	1	0	3											
Bobby Abreu, L OBP: 0.406, SLG: 0.477	K		F8						G4-6-3	5	0	0	0	0	2	4											
Pat Burrell, R OBP: 0.388, SLG: 0.508 Ugueth Urbina, R (7, 1)		K	BB	2B		G5-3			F7	4	0	1	1	0	1	0											
Jason Michaels, R OBP: 0.399, SLG: 0.415			3-H	2B						0	0	0	0	0	0	0											
6 Ryan Howard, L OBP: 0.352, SLG: 0.558		HR	4-0	BB		K			G1-3	3	1	1	1	1	1	0											
David Bell, R OBP: 0.311, SLG: 0.365		F9	1-2	2-3		FC3-5			F7	3	0	1	0	1	0	0											
Mike Lieberthal, R OBP: 0.335, SLG: 0.419			G3			1B			L3	4	1	2	0	0	0	3											
Cory Lidle, R OBP: 0.153, SLG: 0.138 8 Shane Victorino, S OBP: 0.263, SLG: 0.647 Billy Wagner, L OBP: 0.500, SLG: 0.500	F8			K		FC3-5			K	3	0	0	0	0	1	3											
<b>Inning Stats</b>	R: 0 E: 0 K: 1 S: 11	H: 1 LOB: 1 BB: 0 P: 17	R: 1 E: 0 K: 1 S: 12	H: 2 LOB: 1 BB: 0 P: 17	R: 2 E: 0 K: 1 S: 19	H: 3 LOB: 3 BB: 2 P: 37	R: 0 E: 0 K: 1 S: 7	H: 1 LOB: 1 BB: 0 P: 13	R: 0 E: 0 K: 1 S: 7	H: 0 LOB: 0 BB: 0 P: 13	R: 1 E: 0 K: 0 S: 12	H: 3 LOB: 2 BB: 0 P: 20	R: 0 E: 0 K: 1 S: 8	H: 0 LOB: 0 BB: 0 P: 13	R: 0 E: 0 K: 1 S: 10	H: 0 LOB: 0 BB: 0 P: 13	R: 0 E: 0 K: 0 S: 6	H: 1 LOB: 1 BB: 1 P: 11	1B: 7 2B: 3 3B: 0 HR: 1	SF: 0 SAC: 0 DP: 1 HBP: 0	WP: 0 PB: 0 SB: 3 CS: 0	PA: 40					
<b>PITCHER</b>	IP	WLS	BF	H	R	ER	SO	BB	IBB	HBP	BLK	WP	HR	S	P	ERA	WHIP										
Livan Hernandez, R ERA: 3.98	7.0	L	33	10	4	4	6	1	1	0	0	0	1	76	130	5.14	1.571										
Gary Majewski, R ERA: 2.54	1.1		5	1	0	0	1	0	0	0	0	0	0	13	17	0.00	0.750										
Joey Eischen, L ERA: 3.09	0.2		2	0	0	0	0	1	0	0	0	0	0	3	7	0.00	1.500										

Batter	1	2	3	4	5	6	7	8	9	AB	R	H	RBI	BB	SO	LOB	BOTTOM										
Brad Wilkerson, L OBP: 0.352, SLG: 0.405	24 G4-3		G4-3		K				G6-3	3	1	1	0	1	1	1	Philadelphia Phillies @ Washington Nationals Robert F. Kennedy Memorial Stadium, Washington, DC Fri Sep 30 2005, 7:05 PM EDT Att: 30,375 - Clear - 65 F										
Jamey Carroll, R OBP: 0.335, SLG: 0.288	24 G4-3		K			F9			G6-3	4	0	0	1	0	1	4											
24 Nick Johnson, L OBP: 0.410, SLG: 0.485	G4-3				G4-3				P1	4	0	1	0	1	0	3											
Preston Wilson, R OBP: 0.325, SLG: 0.468	G5-3				11 1B				K	4	1	1	1	0	1	3											
11 Ryan Zimmerman, R OBP: 0.407, SLG: 0.577	K				FC6				K	4	0	1	0	0	3	3											
Ryan Church, L OBP: 0.352, SLG: 0.444		F7			FC6				G4-3	3	0	0	0	1	0	1											
15 Cristian Guzman, S OBP: 0.259, SLG: 0.313		K			K				K	4	0	1	0	0	3	3											
Gary Bennett, R OBP: 0.298, SLG: 0.275 Jose Guillen, R OBP: 0.337, SLG: 0.475 Keith Osik, R (8, 2)		G6-3							G5-3	2	0	1	0	0	0	0											
Livan Hernandez, R OBP: 0.283, SLG: 0.366 Carlos Blumstein, S OBP: 0.147, SLG: 0.335 Kenny Adair, R OBP: 0.386, SLG: 0.417 Gary Majewski, R OBP: 0.333, SLG: 0.333 Joey Eischen, L OBP: 0.500, SLG: 0.500 Marlon Byrd, R OBP: 0.327, SLG: 0.381					K2-3				G6-3	2	0	0	0	0	2	1											
<b>Inning Stats</b>	R: 1 E: 0 K: 1 S: 9	H: 1 LOB: 1 BB: 0 P: 16	R: 0 E: 0 K: 1 S: 7	H: 0 LOB: 0 BB: 0 P: 11	R: 0 E: 0 K: 2 S: 9	H: 0 LOB: 0 BB: 0 P: 13	R: 1 E: 1 K: 1 S: 12	H: 2 LOB: 1 BB: 0 P: 21	R: 0 E: 0 K: 2 S: 8	H: 1 LOB: 1 BB: 0 P: 12	R: 0 E: 0 K: 1 S: 10	H: 0 LOB: 1 BB: 1 P: 18	R: 0 E: 0 K: 0 S: 12	H: 2 LOB: 3 BB: 1 P: 20	R: 0 E: 0 K: 3 S: 14	H: 1 LOB: 2 BB: 1 P: 23		R: 1 E: 0 K: 0 S: 14	H: 1 LOB: 1 BB: 0 P: 21	1B: 6 2B: 3 3B: 0 HR: 0	SF: 0 SAC: 0 DP: 1 HBP: 2	WP: 0 PB: 0 SB: 3 CS: 1	PA: 39				
<b>PITCHER</b>	IP	WLS	BF	H	R	ER	SO	BB	IBB	HBP	BLK	WP	HR	S	P	ERA	WHIP										
Cory Lidle, R ERA: 4.53	6.2	W	27	6	2	1	8	1	0	1	0	0	0	64	103	1.35	1.050										
Ugueth Urbina, R ERA: 3.66	1.0	H	6	1	0	0	2	2	0	0	0	0	0	14	28	0.00	3.000										
Billy Wagner, L ERA: 1.55	1.1	S	6	1	1	1	1	0	0	1	0	0	0	17	24	6.75	0.750										









