

# Philadelphia Phillies - 2006

Batter	1	2	3	4	5	6	7	8	9	AB	R	H	RBI	BB	SO	LOB	TOP			
11 Jimmy Rollins, S (1,6) Danny Sandoval, S (5,6)	F9		K		G3		F7		G5-3	3	0	0	0	0	1	1				
8 Shane Victorino, S (1,9) Chris Roberson, S (6,9)	G4-3		G4-3			F9	F9		K	3	0	0	0	0	0	1				
Pat Burrell, R (1,10) 64 Shawn Garrett, S (6,PR) (6,10)	F7		HR			1B	2B			3	1	2	2	0	0	0				
26 Chase Utley, L (1,4) Joe Thurston, L (4,4)		F8	K			F7	P4			2	0	0	0	0	1	0				
Aaron Rowand, R (1,8) Matt Kata, S (6,8)	F8				F9				P6	3	0	1	0	0	0	0				
Abraham Nunez, S (1,5) 68 Bobby Scales, S (6,5)	12 WP 1B				G1-3				P6	3	0	1	0	0	0	3				
Alex Gonzalez, R (1,3) 27 Chris Coste, R (6,3)	12 WP BB				G1-3				F9	1	0	0	0	1	0	0				
12 Josh Kroeger, L (1,7) 9 Michael Bourn, L (7,7)	G4-3					L6			G1-3	3	1	1	0	0	0	2				
51 Carlos Ruiz, R (1,2) Sal Fasano, R (5,2)			8 G4-3 HR			F9			K	2	1	1	0	0	0	0				
<b>Inning Stats</b>	R: 0 E: 0 K: 0 S: 3	H: 0 LOB: 0 BB: 0 P: 3	R: 0 E: 0 K: 0 S: 4	H: 1 LOB: 2 BB: 1 P: 9	R: 2 E: 0 K: 2 S: 9	H: 2 LOB: 0 BB: 0 P: 9	R: 0 E: 0 K: 0 S: 3	H: 0 LOB: 0 BB: 0 P: 3	R: 0 E: 0 K: 0 S: 5	H: 2 LOB: 3 BB: 0 P: 5	R: 3 E: 0 K: 0 S: 7	H: 4 LOB: 1 BB: 0 P: 7	R: 1 E: 0 K: 0 S: 4	H: 1 LOB: 0 BB: 0 P: 4	R: 0 E: 0 K: 2 S: 7	H: 0 LOB: 0 BB: 0 P: 7	1B: 5 2B: 3 3B: 0 HR: 2	SF: 0 SAC: 0 DP: 0 HBP: 0	WP: 1 PB: 0 CS: 0	PA: 38
<b>PITCHER</b>	IP	WLS	BF	H	R	ER	SO	BB	IBB	HBP	BLK	WP	HR	S	P	ERA	WHIP			
Shawn Chacon, R (1,1) ERA: 0.00	2.0	8	8	1	0	0	0	1	0	0	0	1	0	7	12	0.00	1.000			
34 Sean Henn, L (3,1) ERA: 9.0	2.0	8	2	2	2	2	0	0	0	0	0	0	1	12	12	9.00	1.000			
31 Aaron Small, R (5,1) ERA: 0.00	2.0	8	2	0	0	0	0	0	0	0	0	0	0	8	8	0.00	1.000			
Mike Myers, L (7,1) ERA: 27.0	1.0	L	7	4	3	3	0	0	0	0	0	0	0	7	7	27.00	4.000			
79 J.B. Cox, R (8,1) ERA: 9.0	1.0	4	1	1	1	0	0	0	0	0	0	0	1	4	4	9.00	1.000			

Philadelphia Phillies @ New York Yankees  
Legends Field, Tampa, FL  
Thu Mar 02 2006, 1:15 PM EST  
Att: 10,056 - Sunny - 83 F

AB 37  
R 6  
H 10  
RBI 6  
BB 1  
SO 4  
LOB 11



Batter	1	2	3	4	5	6	7	8	9	AB	R	H	RBI	BB	SO	LOB	BOTTOM			
18 Johnny Damon, L (1,8) 28 Melky Cabrera, S (6,8)	G4-3 2B				F7		F8		G6-3	3	0	2	0	0	0	0				
2 Derek Jeter, R (1,6) 28 Felix Escalona, R (5,PR) (6,6)	G4-3		K		13 FC5 1B		FC1 78 G3-6-3		G6-3	3	0	1	0	0	1	3				
Gary Sheffield, R (1,10) 78 Eric Duncan, L (5,PR) (6,10)	P5		P3		13 FC5 BB		G3-6-3			2	0	0	0	1	0	1				
13 Alex Rodriguez, R (1,5) 92 Marcos Vechionacci, S (6,5)	G4-3		G4-3		FC5				G4-3	3	0	0	0	0	0	3				
25 Jason Giambi, L (1,3) 12 Andy Phillips, R (6,3)		1B 20 SF9	K				HR		27 FC6 1B	2	1	1	0	0	1	0				
Bernie Williams, S (1,9) 27 Kevin Thompson, R (6,9)		20 SF9 1B			F7		CS 1B		FC6 WP	2	1	1	0	0	0	0				
20 Jorge Posada, S (1,2) Kelly Stinnett, R (6,2)		SF9			F8		24 G4-3 HBP		L6	1	0	0	1	0	0	0				
24 Robinson Cano, L (1,4) Miguel Cairo, R (7,4)		18 1B			F7		G4-3		F7	3	0	1	1	0	0	1				
64 Kevin Reese, L (1,7) 67 Chris Prieto, L (7,PR) (6,7)		P2			K		28 E 28 FC1 1B		G6-3	3	0	1	0	0	1	1				
<b>Inning Stats</b>	R: 0 E: 0 K: 0 S: 4	H: 1 LOB: 1 BB: 0 P: 4	R: 2 E: 0 K: 1 S: 9	H: 4 LOB: 2 BB: 0 P: 9	R: 0 E: 0 K: 1 S: 5	H: 0 LOB: 0 BB: 0 P: 5	R: 0 E: 0 K: 0 S: 3	H: 0 LOB: 0 BB: 0 P: 3	R: 0 E: 0 K: 1 S: 6	H: 1 LOB: 2 BB: 1 P: 10	R: 1 E: 0 K: 0 S: 4	H: 2 LOB: 0 BB: 0 P: 5	R: 0 E: 0 K: 0 S: 4	H: 1 LOB: 1 BB: 0 P: 5	R: 0 E: 0 K: 0 S: 4	H: 1 LOB: 1 BB: 0 P: 4	1B: 9 2B: 1 3B: 0 HR: 1	SF: 1 SAC: 0 DP: 2 HBP: 1	WP: 1 PB: 0 CS: 1	PA: 38
<b>PITCHER</b>	IP	WLS	BF	H	R	ER	SO	BB	IBB	HBP	BLK	WP	HR	S	P	ERA	WHIP			
Ryan Franklin, R (1,1) ERA: 9.0	2.0	6	0	0	0	1	0	0	0	0	0	0	0	8	8	0.00	0.000			
63 Ryan Madson, R (3,1) ERA: 4.5	2.0	W	9	3	1	1	1	1	0	1	0	0	1	10	15	4.50	2.000			
Gavin Floyd, R (5,1) ERA: 0.00	2.0	H	4	1	0	0	0	0	0	0	0	0	0	4	4	0.00	1.000			
Julio Santana, R (7,1) ERA: 0.00	1.0	S	8	2	0	0	0	0	0	0	0	1	0	8	9	0.00	1.000			

Philadelphia Phillies @ New York Yankees  
Legends Field, Tampa, FL  
Thu Mar 02 2006, 1:15 PM EST  
Att: 10,056 - Sunny - 83 F

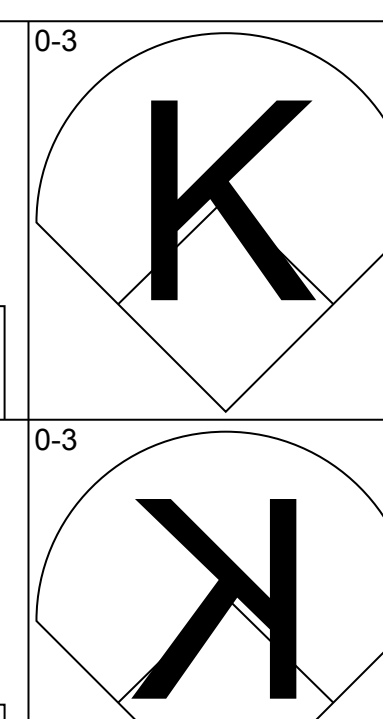
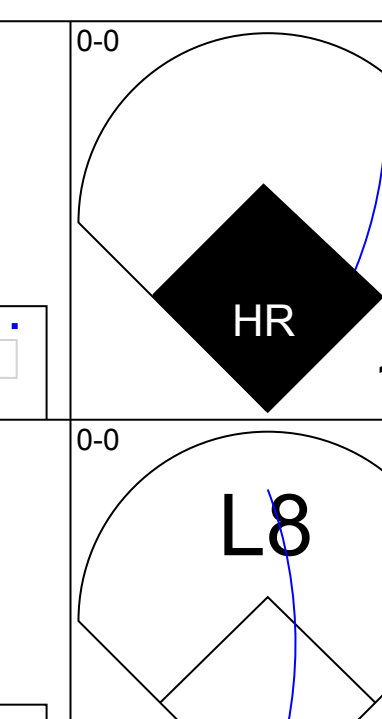
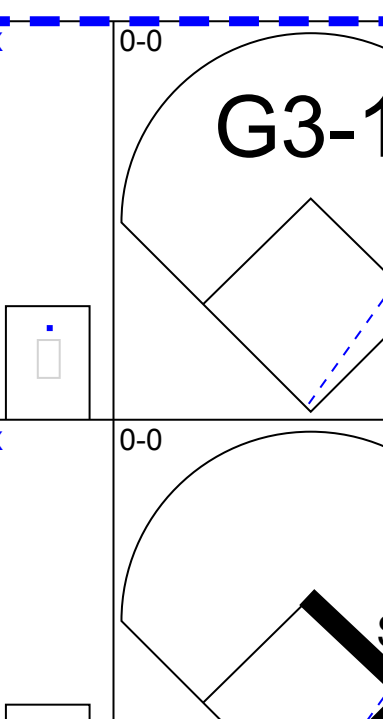
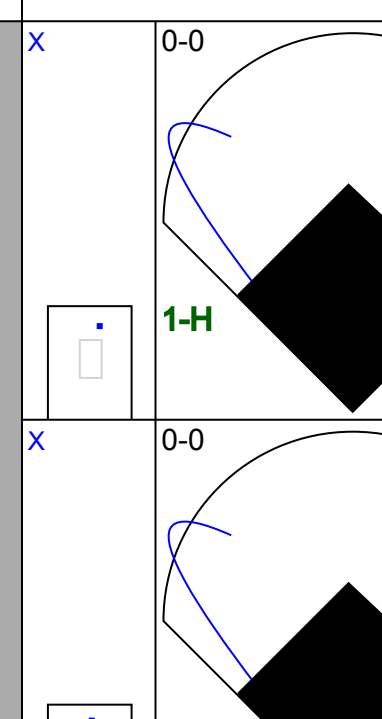
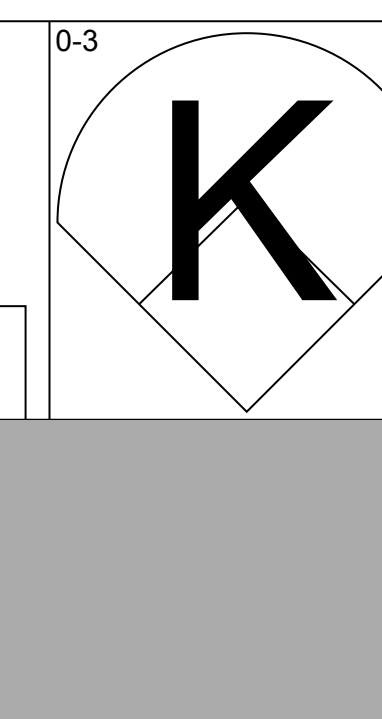
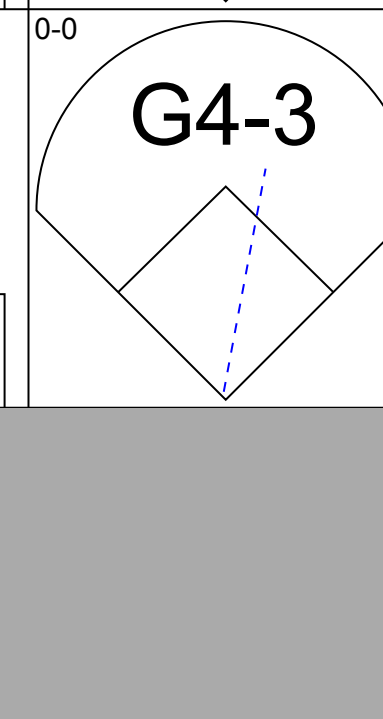
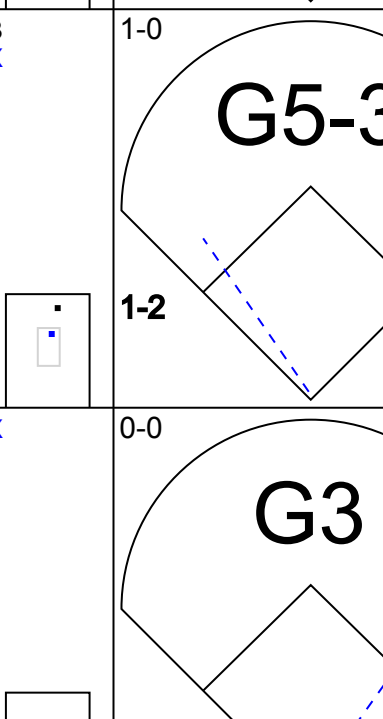
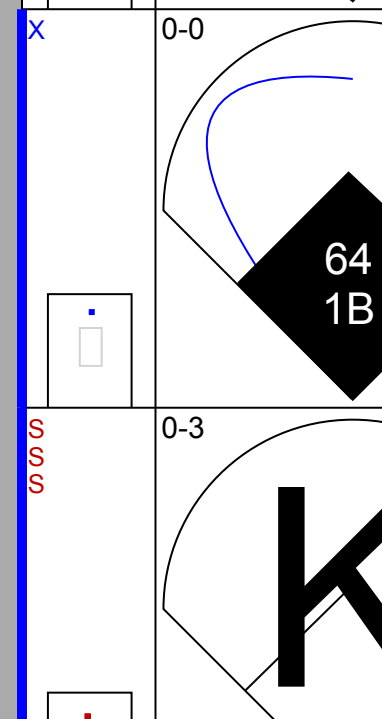




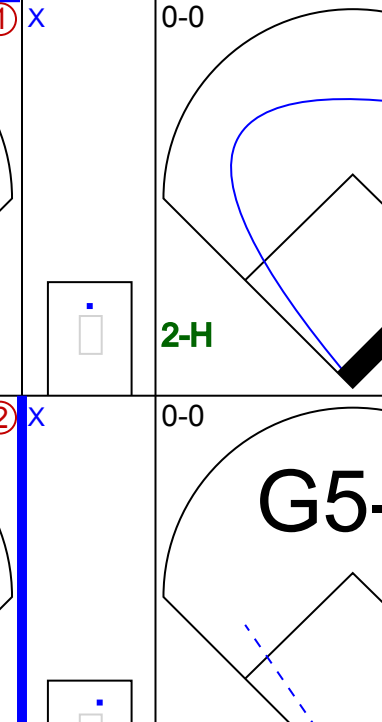

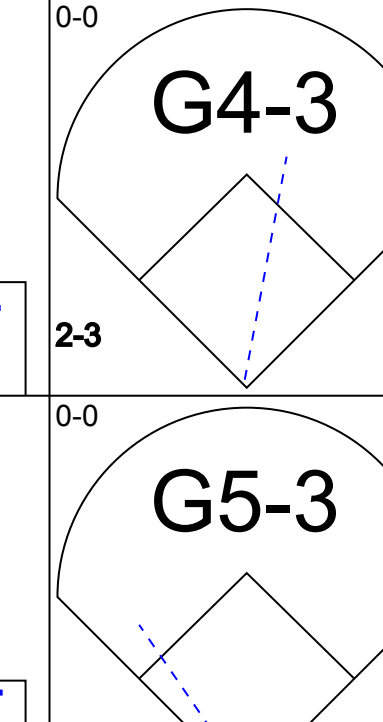


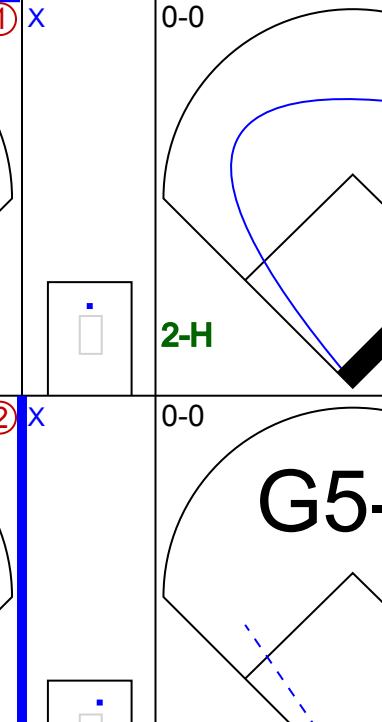


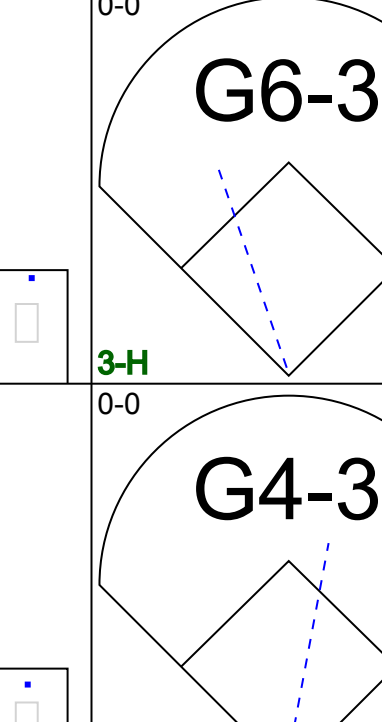
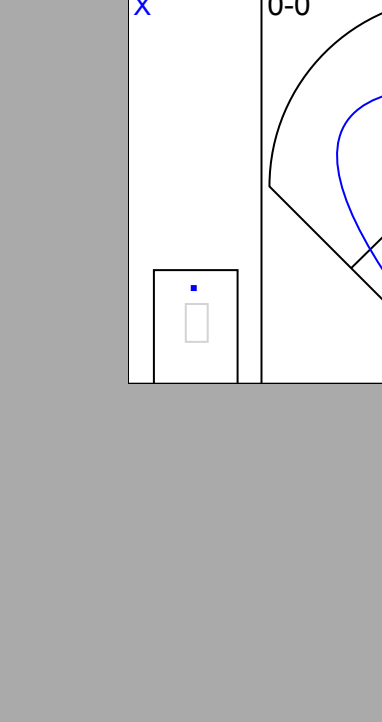
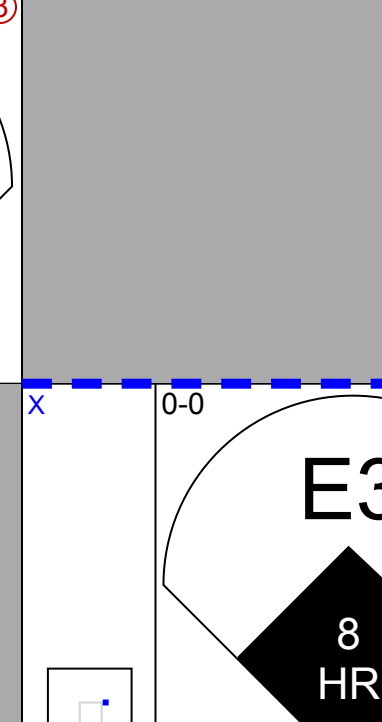
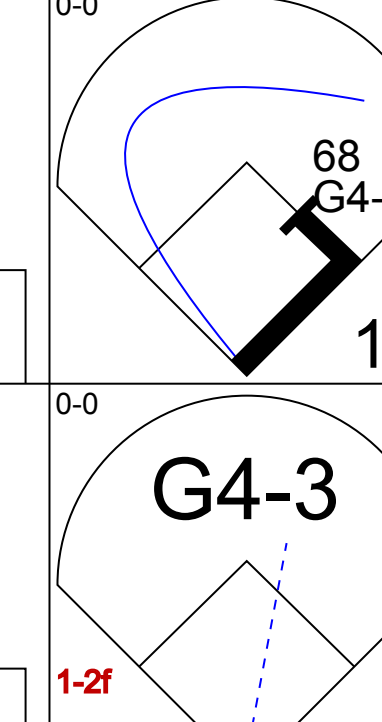

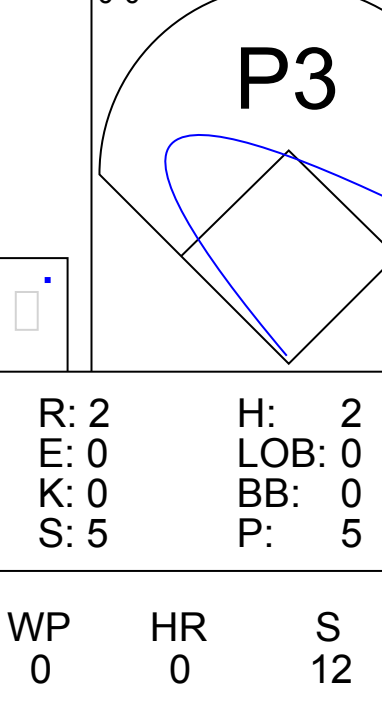

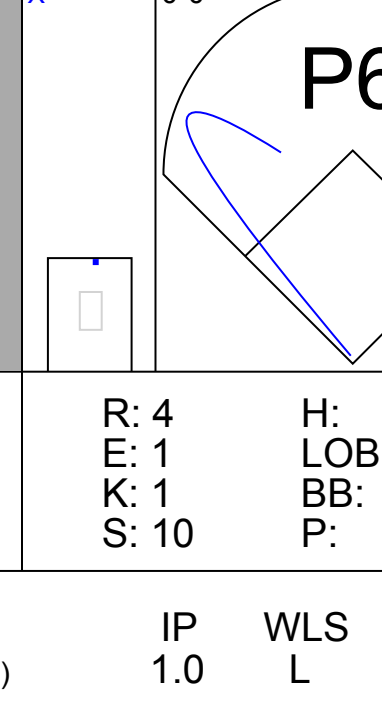
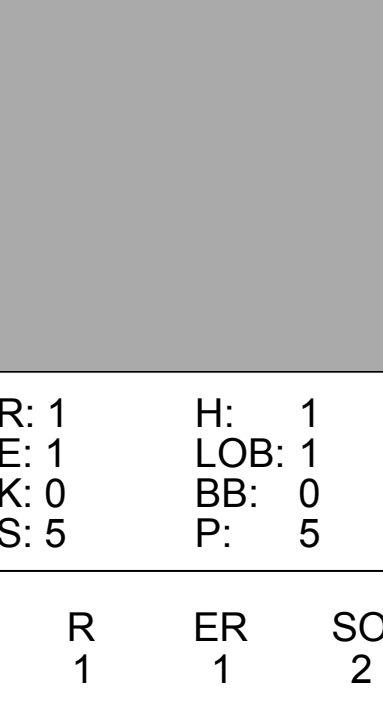
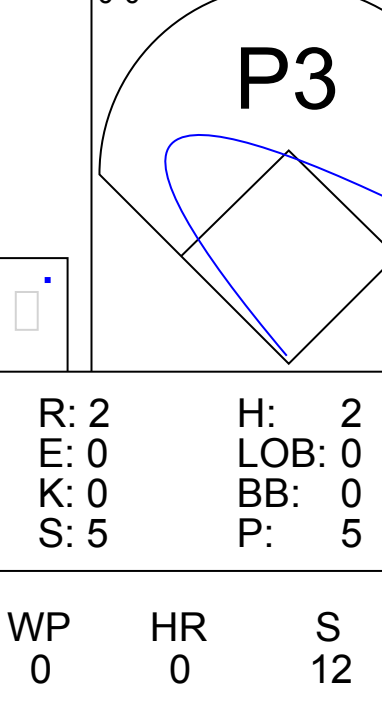

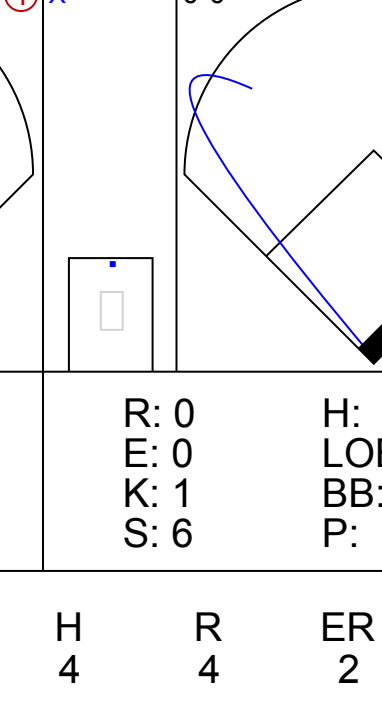
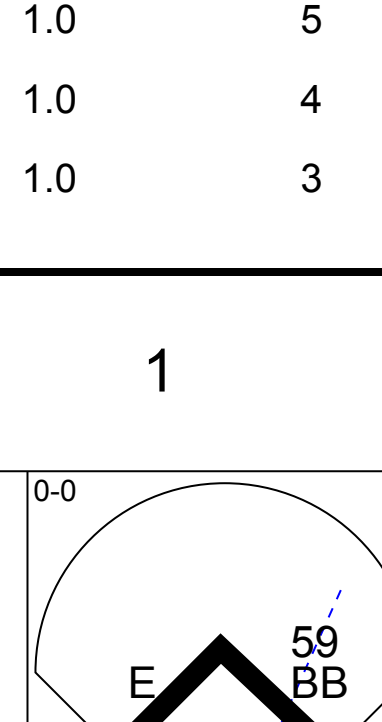
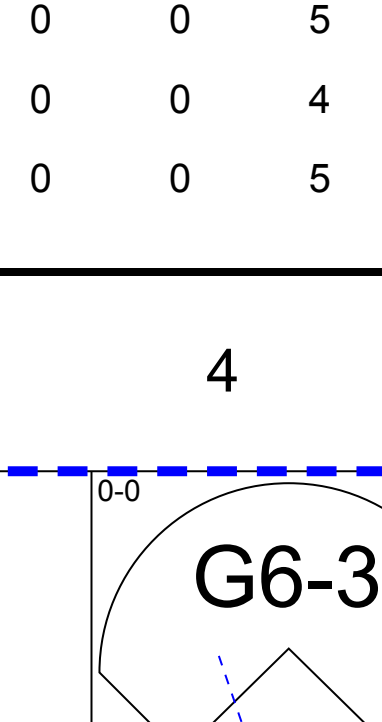
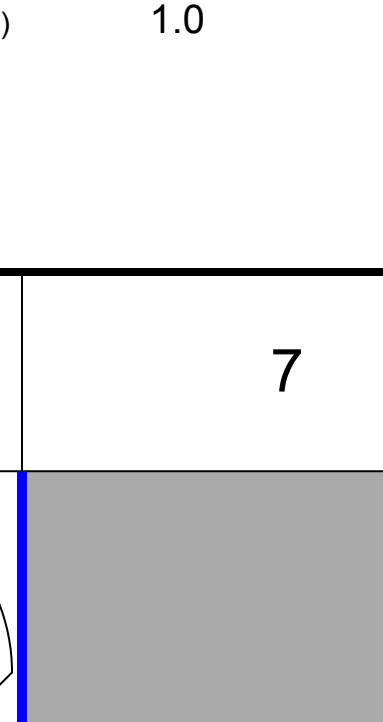
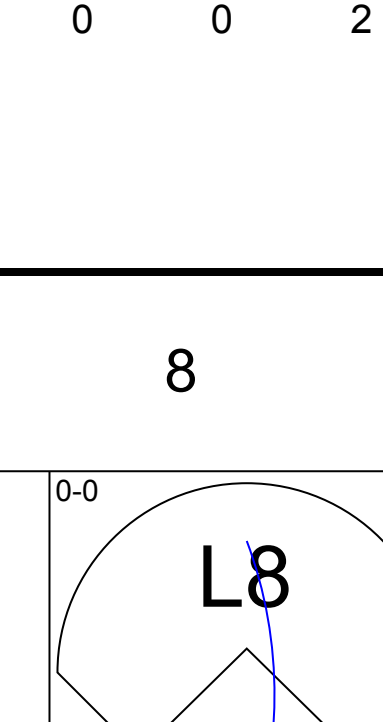
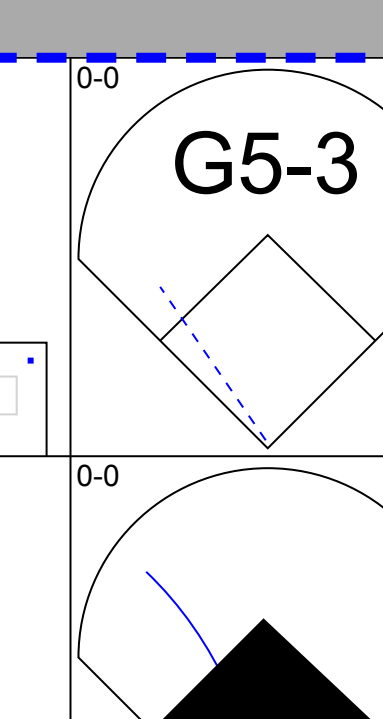
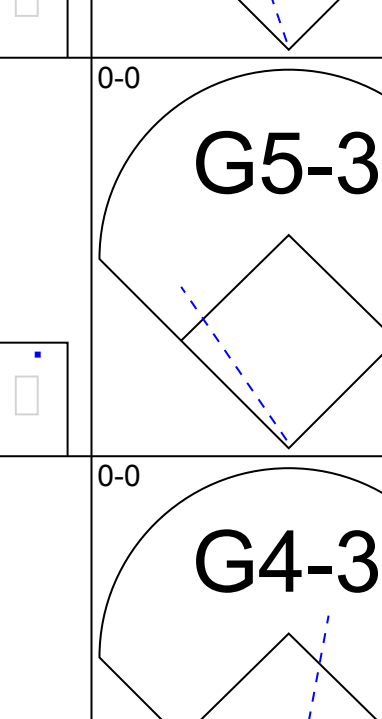

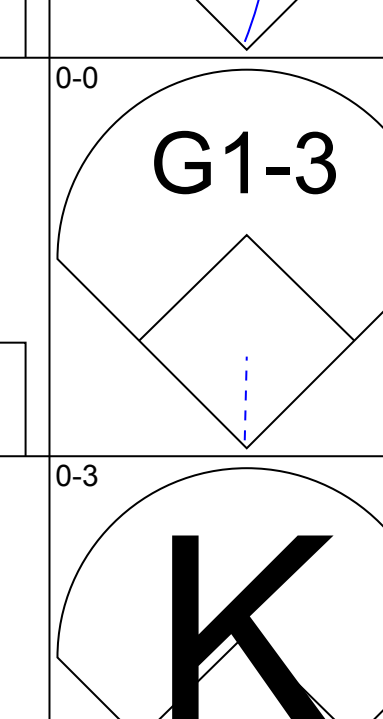
AB 35  
R 3  
H 11  
RBI 3  
BB 1  
SO 3  
LOB 17





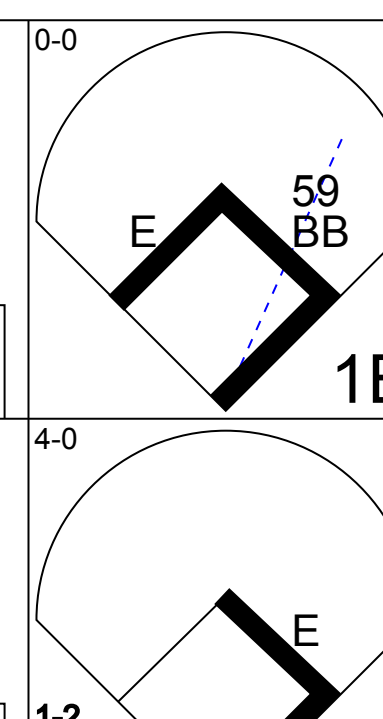
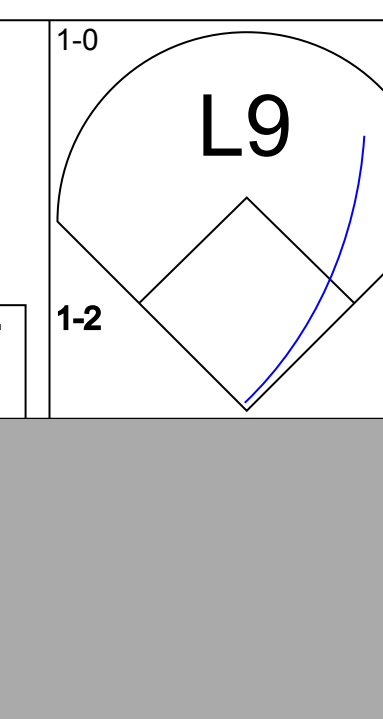
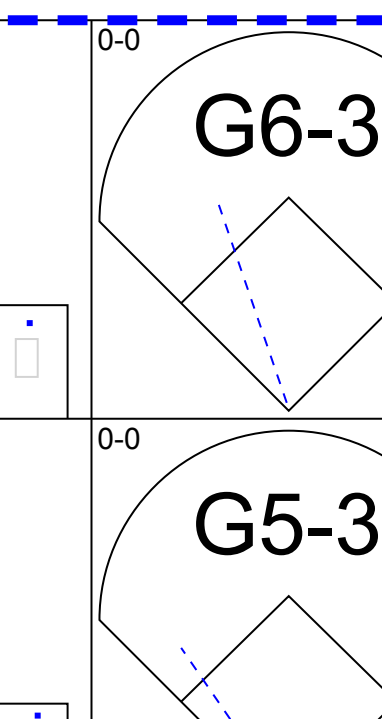
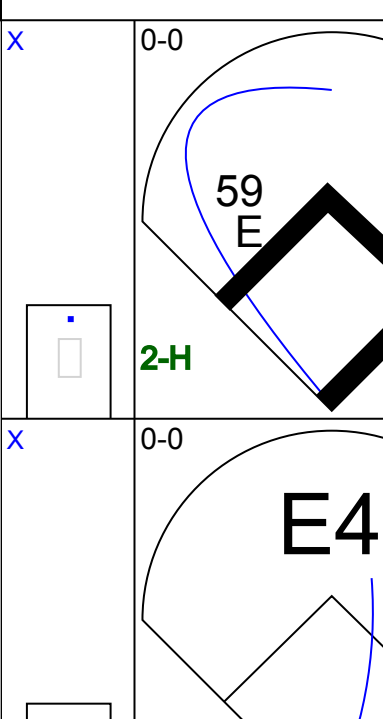
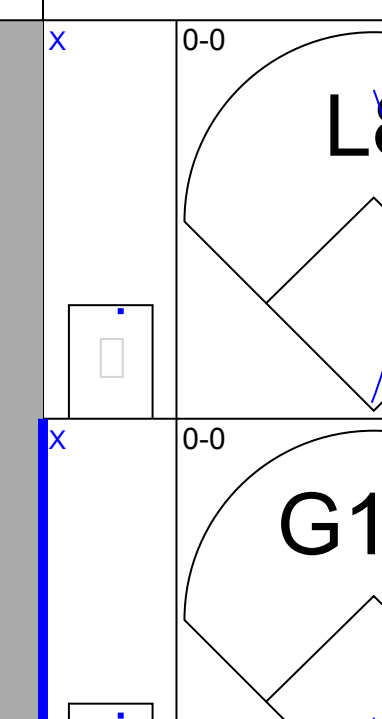
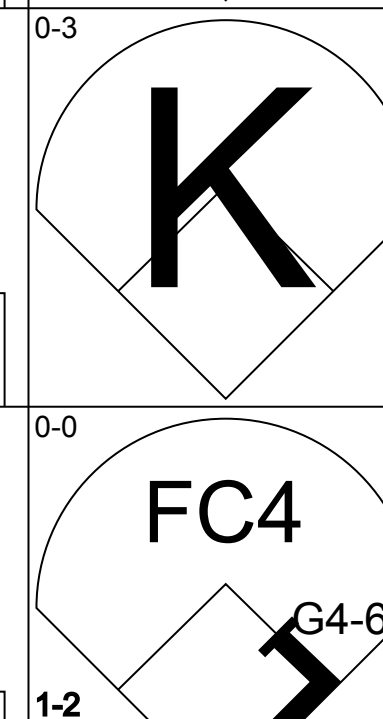
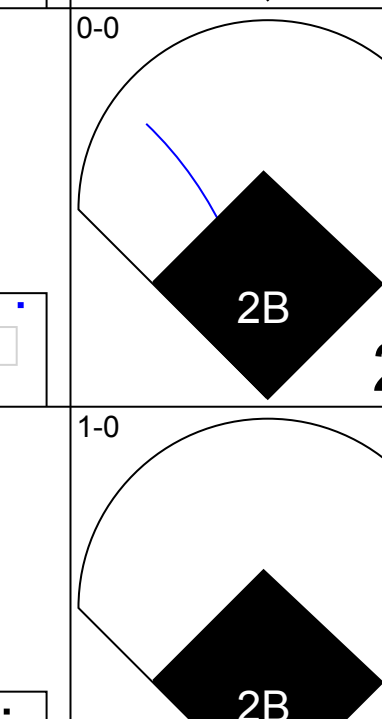
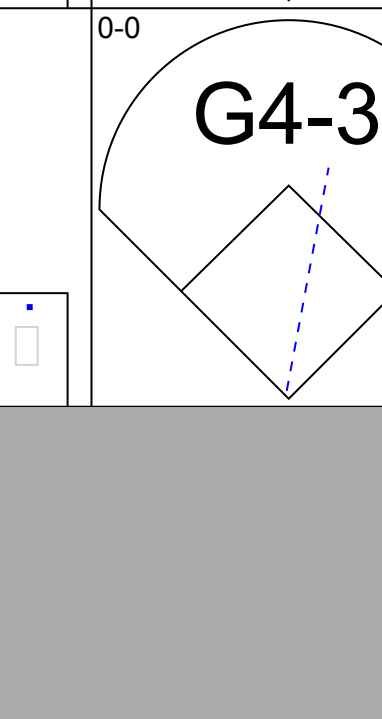
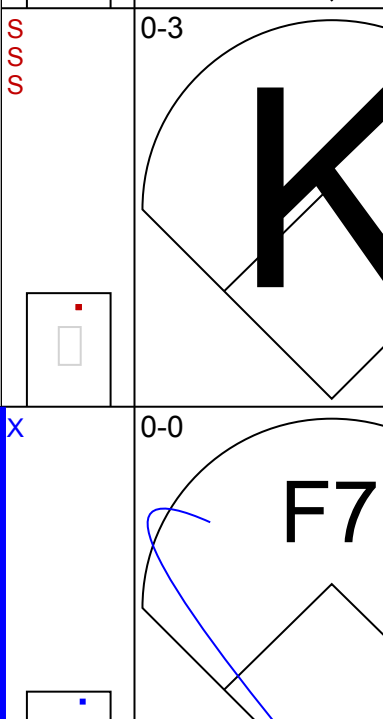
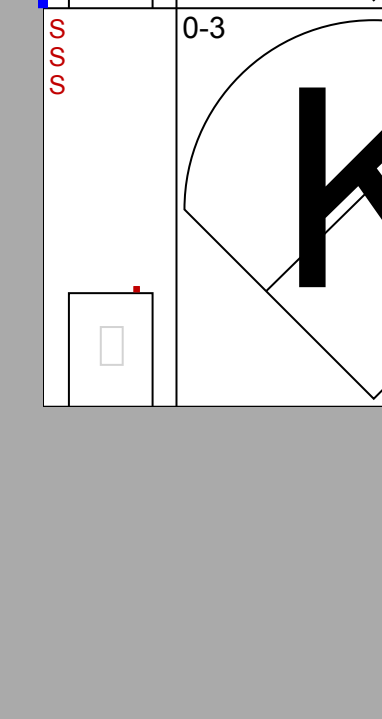
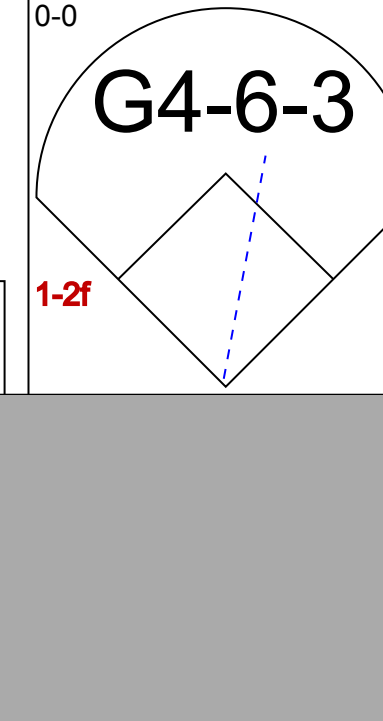




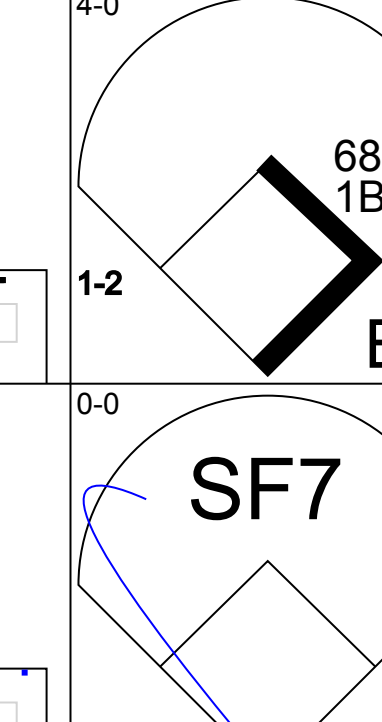
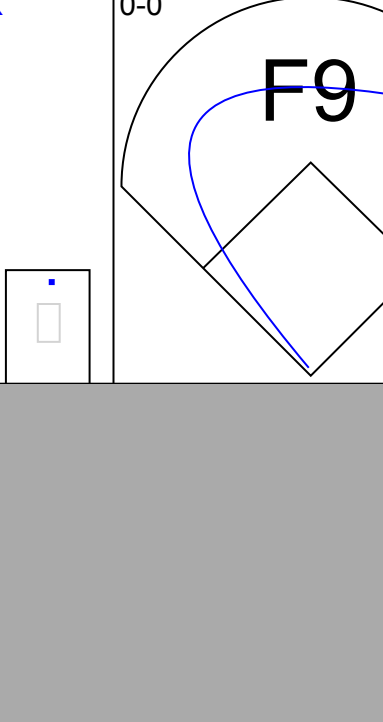
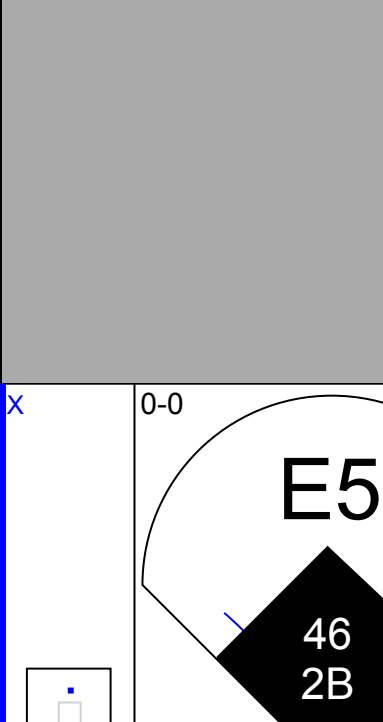

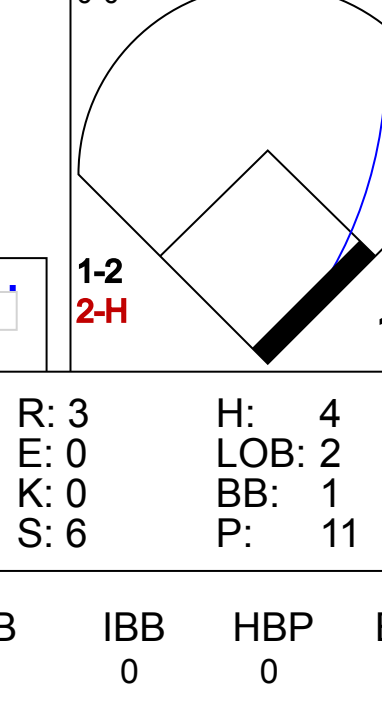

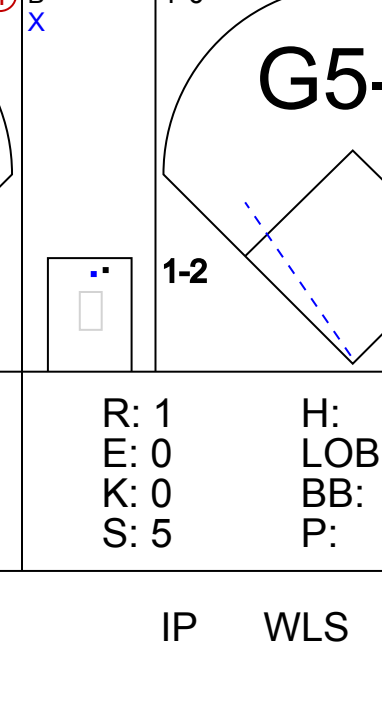
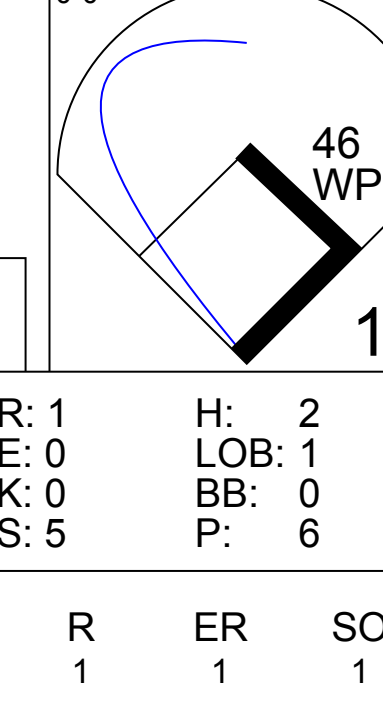
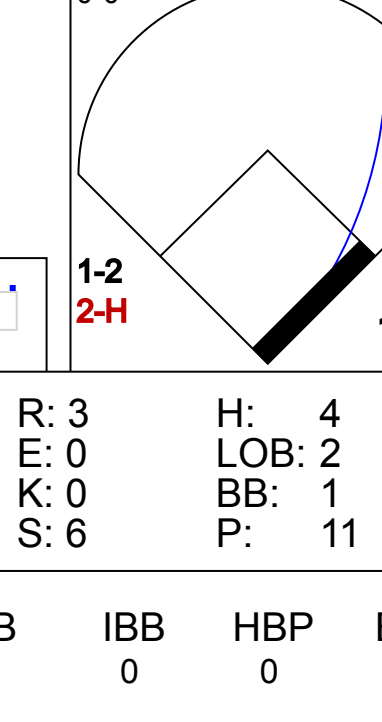

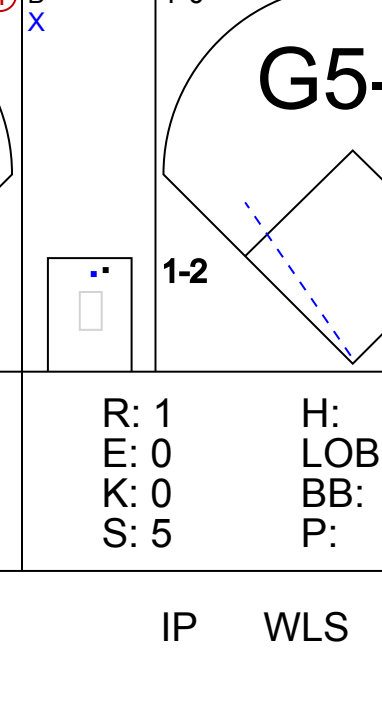
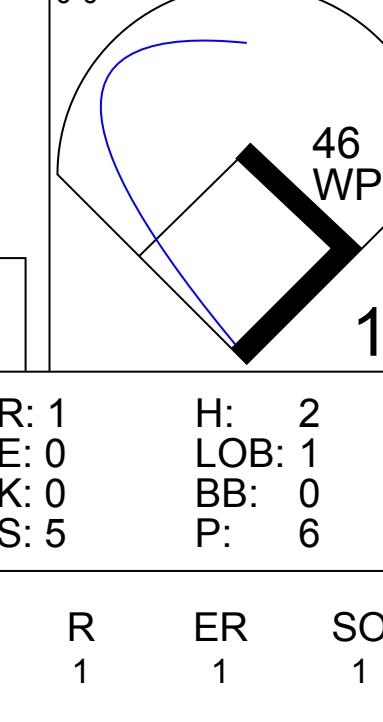
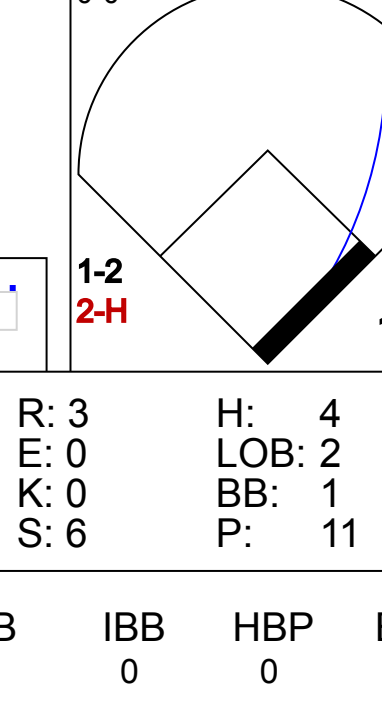

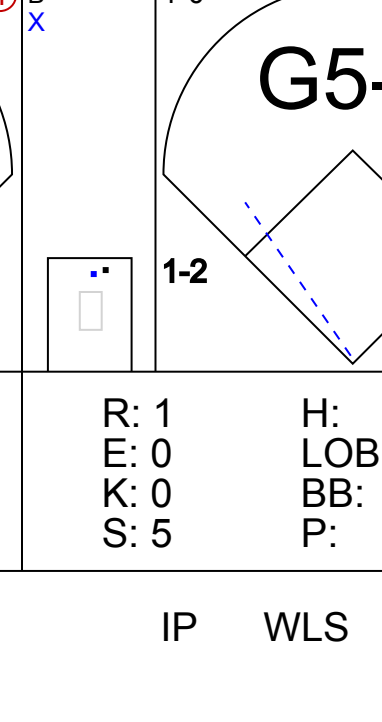
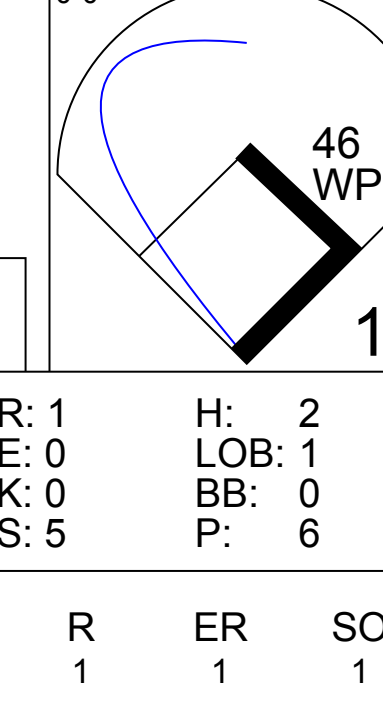
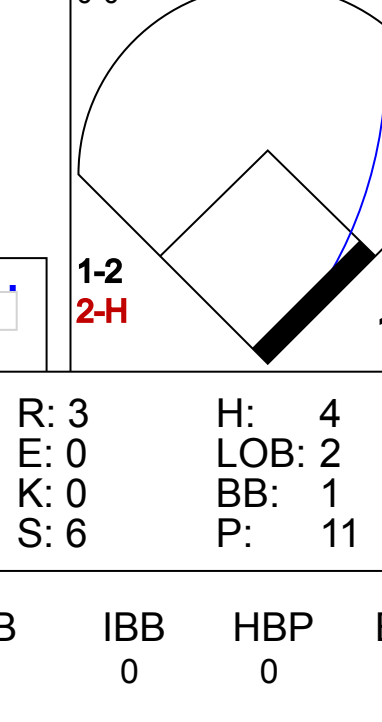

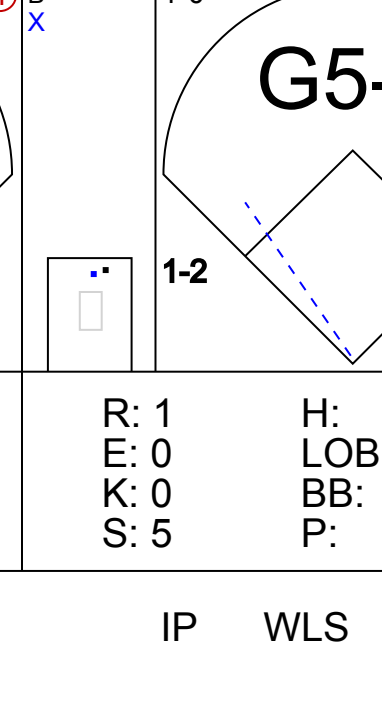
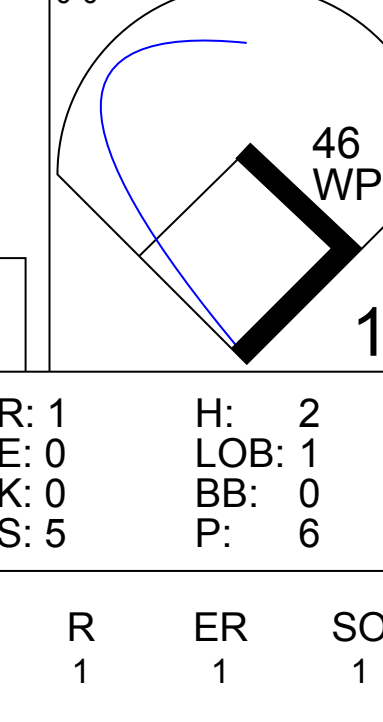
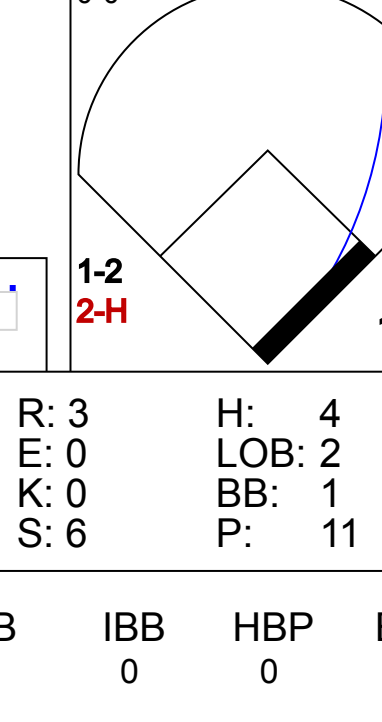


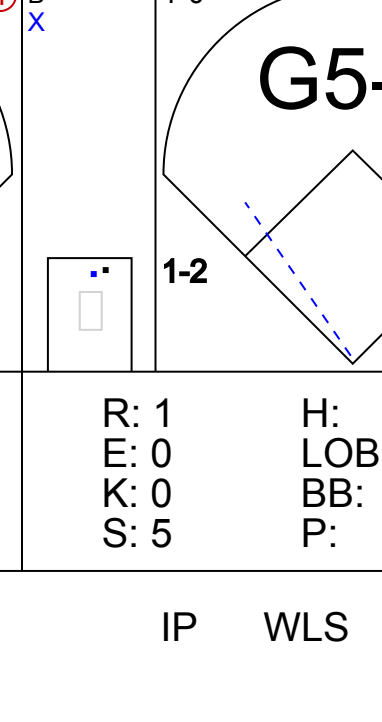




Batter	1	2	3	4	5	6	7	8	9	AB	R	H	RBI	BB	SO	LOB	TOP			
8 Shane Victorino, S OBP: 0.231, SLG: 0.417			 1B				 1-H			5	2	2	2	0	2	1	<b>Philadelphia Phillies @ Toronto Blue Jays</b> Knology Park, Dunedin, FL Sat Mar 04 2006, 1:05 PM EST Att: 4,226 - Sunny - 74 F			
Chris Roberson, S OBP: 0.333, SLG: 0.667			L8		 1B					5	1	2	1	0	2	1				
Abraham Nunez, S OBP: 0.222, SLG: 0.556 25 Marc Tugwell, R OBP: 0.500, SLG: 1.000			 1-H		 1-2					3	1	1	2	0	0	1				
6 Ryan Howard, L OBP: 0.714, SLG: 1.714 26 Ryan Barthelemy, L (6, 3)		 2B								3	1	1	0	0	0	1				
64 Shawn Garrett, S OBP: 0.571, SLG: 0.667				 1B			 1B			5	1	2	1	0	1	2				
Sal Fasano, R OBP: 0.400, SLG: 0.600 70 Jason Jaramillo, S (6, 2)				 G6-3 2B						3	1	1	2	0	1	0				
Matt Kata, S OBP: 0.300, SLG: 0.300	 E4							 1B		4	0	1	1	0	0	0				
68 Bobby Scales, S (1, 4)							 8 HR	 G4-3		4	1	0	0	0	0	2				
73 John Vanden Berg, R OBP: 0.200, SLG: 0.200										4	0	1	0	0	1	1				
<b>Inning Stats</b>	R: 0 E: 0 K: 2 S: 7	H: 0 LOB: 0 BB: 0 P: 7	R: 1 E: 1 K: 0 S: 5	H: 1 LOB: 1 BB: 0 P: 5	R: 2 E: 0 K: 1 S: 7	H: 2 LOB: 0 BB: 0 P: 7	R: 2 E: 0 K: 0 S: 5	H: 2 LOB: 0 BB: 0 P: 5	R: 0 E: 0 K: 1 S: 4	H: 1 LOB: 1 BB: 0 P: 5	R: 4 E: 1 K: 1 S: 10	H: 4 LOB: 1 BB: 0 P: 10	R: 0 E: 0 K: 2 S: 6	H: 2 LOB: 1 BB: 0 P: 6	R: 0 E: 0 K: 3 S: 7	H: 0 LOB: 1 BB: 1 P: 11	1B: 6 2B: 3 3B: 0 HR: 3	SF: 0 SAC: 0 DP: 1 HBP: 0	WP: 0 PB: 0 SB: 1 CS: 1	PA: 41
<b>PITCHER</b>	IP WLS BF H R ER SO BB IBB HBP BLK WP HR S P ERA WHIP																			
7 Josh Towers, R ERA: 4.5	2.0	8	1	1	1	2	0	0	0	0	0	0	0	0	12	12	4.50	0.500		
28 Shaun Marcum, R ERA: 18.0	1.0	5	2	2	2	1	0	0	0	0	0	1	7	7	18.00	2.000				
Ismael Ramirez, R ERA: 18.0	1.0	5	2	2	2	0	0	0	0	0	0	0	5	5	18.00	2.000				
44 Casey Janssen, R ERA:	1.0	4	1	0	0	0	0	0	0	0	0	0	4	5	0.00	1.000				
Ryan Houston, R ERA:	1.0	3	0	0	0	1	0	0	0	0	0	0	5	5	0.00	0.000				
64 Ricky Romero, L ERA: 18.0	1.0	L	8	4	4	2	1	0	0	0	0	0	2	10	10	18.00	4.000			
Brian Reed, R ERA:	1.0	4	2	0	0	1	0	0	0	0	0	0	6	6	0.00	2.000				
Tracy Thorpe, R ERA:	1.0	4	0	0	0	2	1	0	0	0	0	0	7	11	0.00	1.000				

AB	40
R	9
H	12
RBI	9
BB	1
SO	8
LOB	11





Batter	1	2	3	4	5	6	7	8	9	AB	R	H	RBI	BB	SO	LOB	BOTTOM			
46 Luis Figueroa, S OBP: 0.500, SLG: 0.667 Sergio Santos, R OBP: 0.333, SLG: 0.667	 59 BB	 1-2				 2B				4	0	2	1	0	0	1	<b>Philadelphia Phillies @ Toronto Blue Jays</b> Knology Park, Dunedin, FL Sat Mar 04 2006, 1:05 PM EST Att: 4,226 - Sunny - 74 F			
59 Curtis Thigpen, R OBP: 0.222, SLG: 0.250 48 Robinson Diaz, R (9, 10)	 BB					 2-3				3	0	0	0	1	0	1				
Shea Hillenbrand, R OBP: 0.200, SLG: 0.400 23 John Hattig, S OBP: 0.167, SLG: 0.333										3	1	1	0	0	1	2				
Eric Hinske, L OBP: 0.600, SLG: 0.667 Rob Costby, R OBP: 0.333, SLG: 0.333	 G4-6-3			 HBP		 SF8 2B				2	2	1	0	0	0	2				
Bengie Molina, R OBP: 0.200, SLG: 0.400 Guillermo Quiroz, R OBP: 0.250, SLG: 0.500	 1-2			 SF7 2B		 2-3				3	1	1	2	0	0	4				
Jason Phillips, R OBP: 0.571, SLG: 0.667 43 Kevin Barker, L OBP: 0.375, SLG: 0.750				 BB		 3-H				2	0	1	1	0	0	0				
John-Ford Griffin, L OBP: 0.667, SLG: 2.000 Miguel Negron, L OBP: 0.250, SLG: 0.286				 BB				 2B		2	1	1	1	1	0	0				
6 John McDonald, R (1, 4) 4 Ryan Roberts, R OBP: 0.286, SLG: 0.167						 46 2B		 1B		1	0	0	1	0	0	0				
68 Wayne Lydon, S OBP: 0.500, SLG: 0.500	 1B		 1-2	 1B		 1-2		 1-2		4	0	2	0	0	0	2				
<b>Inning Stats</b>	R: 0 E: 1 K: 1 S: 6	H: 1 LOB: 2 BB: 1 P: 10	R: 1 E: 0 K: 0 S: 5	H: 2 LOB: 1 BB: 0 P: 6	R: 3 E: 0 K: 0 S: 6	H: 4 LOB: 2 BB: 1 P: 11	R: 0 E: 0 K: 0 S: 3	H: 0 LOB: 0 BB: 0 P: 3	R: 1 E: 0 K: 0 S: 4	H: 1 LOB: 0 BB: 0 P: 4	R: 1 E: 2 K: 1 S: 8	H: 1 LOB: 2 BB: 0 P: 8	R: 1 E: 0 K: 0 S: 5	H: 2 LOB: 1 BB: 0 P: 6	R: 0 E: 0 K: 3 S: 10	H: 1 LOB: 0 BB: 0 P: 10	1B: 5 2B: 5 3B: 1 HR: 1	SF: 2 SAC: 0 DP: 1 HBP: 1	WP: 2 PB: 0 SB: 0 CS: 0	PA: 43
<b>PITCHER</b>	IP WLS BF H R ER SO BB IBB HBP BLK WP HR S P ERA WHIP																			
Ricardo Rodriguez, R ERA: 4.5	2.0	10	3	1	1	1	1	0	0	0	0	0	6	11	27.00	5.000				
Daniel Hazard, L ERA: 27.0	1.0	8	4	3	3	0	1	0	1	0	0	0	15	15	3.00	0.667				
55 Clay Condrey, R ERA: 3.0	3.0	W	13	2	2	1	1	0	0	0	0	0	10	11	4.50	1.000				
71 Gio Gonzalez, L ERA: 4.5	2.0	H	8	2	1	1	1	0	0	0	0	1	10	11	4.50	1.000				
Aquilino Lopez, R ERA:	1.0	S	4	1	0	0	3	0	0	0	0	0	10	10	0.00	1.000				

AB	38
R	7
H	12
RBI	7
BB	2
SO	6
LOB	17





Batter	1	2	3	4	5	6	7	8	9	AB R H RBI BB SO LOB	TOP																								
											<b>Venezuela @ Philadelphia Phillies</b> Bright House Networks Field, Clearwater, FL Sat Mar 04 2006, 1:05 PM EST <a href="http://livebaseballscorecards.com">livebaseballscorecards.com</a>																								
												AB 0																							
												R 0																							
												H 0																							
												RBI 0																							
												BB 0																							
												SO 0																							
												LOB 0																							
																																			
Inning Stats		1B: 0 SF: 0 2B: 0 SAC: 0 3B: 0 DP: 0 HR: 0 HBP: 0	WP: 0 PA: 0 PB: 0 SB: 0 CS: 0																																
PITCHER	IP	WLS	BF	H	R	ER	SO	BB	IBB	HBP	BLK	WP	HR	S	P	ERA	WHIP	PITCHER	IP	WLS	BF	H	R	ER	SO	BB	IBB	HBP	BLK	WP	HR	S	P	ERA	WHIP

Batter	1	2	3	4	5	6	7	8	9	AB R H RBI BB SO LOB	BOTTOM																								
											<b>Venezuela @ Philadelphia Phillies</b> Bright House Networks Field, Clearwater, FL Sat Mar 04 2006, 1:05 PM EST <a href="http://livebaseballscorecards.com">livebaseballscorecards.com</a>																								
												AB 0																							
												R 0																							
												H 0																							
												RBI 0																							
												BB 0																							
												SO 0																							
												LOB 0																							
																																			
Inning Stats		1B: 0 SF: 0 2B: 0 SAC: 0 3B: 0 DP: 0 HR: 0 HBP: 0	WP: 0 PA: 0 PB: 0 SB: 0 CS: 0																																
PITCHER	IP	WLS	BF	H	R	ER	SO	BB	IBB	HBP	BLK	WP	HR	S	P	ERA	WHIP	PITCHER	IP	WLS	BF	H	R	ER	SO	BB	IBB	HBP	BLK	WP	HR	S	P	ERA	WHIP

Batter	1	2	3	4	5	6	7	8	9	10	AB	R	H	RBI	BB	SO	LOB	TOP		
28 Adam Everett, R OBP: 0.429, SLG: 0.571 43 Alan Zinter, S OBP: 0.571, SLG: 0.250 Brooks Conrad, S (10, PR) (10, 10)	0-0 16 S 13 2B 1B		0-0 L5		0-0 F9			4-0 4 P3 44 2B BB		0-0 4 1-9-3 1B	3	1	1	0	0	0	2			
4 Eric Bruntlett, R OBP: 0.077, SLG: 0.167	0-0 F8		0-0 F9		0-0 F9			0-0 P3		0-0 L9-3	5	0	0	0	0	0	4			
16 Jason Lane, R OBP: 0.558, SLG: 1.000 44 Mike Rodriguez, L OBP: 1.000, SLG: 2.000	1-0 P4			0-0 F9				0-0 13 G4-3 2-H 3-H 2B			3	0	1	0	0	0	1			
13 Eric Munson, L OBP: 0.455, SLG: 0.600	0-0 2-H 2B			0-0 G4-3				0-0 G4-3			4	0	1	1	0	0	2			
Charlton Jimerson, R OBP: 0.394, SLG: 0.444	0-0 L3			0-3 K2-3				0-0 F8			4	0	0	0	0	2	3			
65 Brian Gordon, L (1, 7) (6, 9)		0-0 L3			0-0 F9			0-0 P5			4	0	0	0	0	1	0			
59 J.R. House, R OBP: 0.375, SLG: 0.286		0-0 F7			0-0 55 FC5-4 1B			0-0 P3			4	0	1	0	0	1	0			
55 Humberto Quintero, R (1, 2) 56 Hector Gimenez, S OBP: 0.250, SLG: 0.250		0-0 G6-3			0-0 FC5-4 1B			0-3 K			2	0	0	0	0	0	1			
Tommy Manzella, R OBP: 0.500, SLG: 0.333			0-0 G4-3		0-0 1-2 1B			4-0 4 P3 44 2B 43 BB BB		0-0 G1-3	3	1	1	0	1	0	0			
<b>Inning Stats</b>	R: 1 E: 0 K: 0 S: 5	H: 2 LOB: 1 BB: 0 P: 6	R: 0 E: 0 K: 0 S: 3	H: 0 LOB: 0 BB: 0 P: 3	R: 0 E: 0 K: 1 S: 5	H: 0 LOB: 0 BB: 0 P: 5	R: 0 E: 0 K: 1 S: 5	H: 1 LOB: 1 BB: 0 P: 4	R: 0 E: 0 K: 1 S: 5	H: 0 LOB: 0 BB: 0 P: 5	R: 2 E: 0 K: 1 S: 6	H: 1 LOB: 1 BB: 2 P: 14	R: 0 E: 0 K: 2 S: 7	H: 0 LOB: 0 BB: 0 P: 7	R: 0 E: 0 K: 0 S: 3	H: 1 LOB: 1 BB: 0 P: 3	1B: 5 2B: 3 3B: 0 HR: 0	SF: 0 SAC: 0 DP: 1 HBP: 0	WP: 0 PA: 38	
<b>PITCHER</b>	IP WLS BF H R ER SO BB IBB HBP BLK WP HR S P ERA WHIP	IP WLS BF H R ER SO BB IBB HBP BLK WP HR S P ERA WHIP	IP WLS BF H R ER SO BB IBB HBP BLK WP HR S P ERA WHIP	IP WLS BF H R ER SO BB IBB HBP BLK WP HR S P ERA WHIP	IP WLS BF H R ER SO BB IBB HBP BLK WP HR S P ERA WHIP	IP WLS BF H R ER SO BB IBB HBP BLK WP HR S P ERA WHIP	IP WLS BF H R ER SO BB IBB HBP BLK WP HR S P ERA WHIP	IP WLS BF H R ER SO BB IBB HBP BLK WP HR S P ERA WHIP	IP WLS BF H R ER SO BB IBB HBP BLK WP HR S P ERA WHIP	IP WLS BF H R ER SO BB IBB HBP BLK WP HR S P ERA WHIP	IP WLS BF H R ER SO BB IBB HBP BLK WP HR S P ERA WHIP	IP WLS BF H R ER SO BB IBB HBP BLK WP HR S P ERA WHIP	IP WLS BF H R ER SO BB IBB HBP BLK WP HR S P ERA WHIP	IP WLS BF H R ER SO BB IBB HBP BLK WP HR S P ERA WHIP	IP WLS BF H R ER SO BB IBB HBP BLK WP HR S P ERA WHIP	IP WLS BF H R ER SO BB IBB HBP BLK WP HR S P ERA WHIP	IP WLS BF H R ER SO BB IBB HBP BLK WP HR S P ERA WHIP	IP WLS BF H R ER SO BB IBB HBP BLK WP HR S P ERA WHIP	IP WLS BF H R ER SO BB IBB HBP BLK WP HR S P ERA WHIP	
Cory Lidle, R ERA: 3.0 Robinson Tejeda, R ERA: Julio Santana, R ERA: 6.75 72 Ryan Cameron, R ERA: Geoff Geary, R ERA:	3.0 2.2 1.2 0.2 1.0	11 11 8 2 3	2 3 1 0 0	1 0 2 0 0	0 0 1 0 0	0 0 2 0 0	0 0 0 0 0	0 0 0 0 0	0 0 0 0 0	0 0 0 0 0	0 0 0 0 0	0 0 0 0 0	0 0 0 0 0	0 0 0 0 0	0 0 0 0 0	0 0 0 0 0	0 0 0 0 0	0 0 0 0 0	0 0 0 0 0	0 0 0 0 0
<b>PITCHER</b>	IP WLS BF H R ER SO BB IBB HBP BLK WP HR S P ERA WHIP	IP WLS BF H R ER SO BB IBB HBP BLK WP HR S P ERA WHIP	IP WLS BF H R ER SO BB IBB HBP BLK WP HR S P ERA WHIP	IP WLS BF H R ER SO BB IBB HBP BLK WP HR S P ERA WHIP	IP WLS BF H R ER SO BB IBB HBP BLK WP HR S P ERA WHIP	IP WLS BF H R ER SO BB IBB HBP BLK WP HR S P ERA WHIP	IP WLS BF H R ER SO BB IBB HBP BLK WP HR S P ERA WHIP	IP WLS BF H R ER SO BB IBB HBP BLK WP HR S P ERA WHIP	IP WLS BF H R ER SO BB IBB HBP BLK WP HR S P ERA WHIP	IP WLS BF H R ER SO BB IBB HBP BLK WP HR S P ERA WHIP	IP WLS BF H R ER SO BB IBB HBP BLK WP HR S P ERA WHIP	IP WLS BF H R ER SO BB IBB HBP BLK WP HR S P ERA WHIP	IP WLS BF H R ER SO BB IBB HBP BLK WP HR S P ERA WHIP	IP WLS BF H R ER SO BB IBB HBP BLK WP HR S P ERA WHIP	IP WLS BF H R ER SO BB IBB HBP BLK WP HR S P ERA WHIP	IP WLS BF H R ER SO BB IBB HBP BLK WP HR S P ERA WHIP	IP WLS BF H R ER SO BB IBB HBP BLK WP HR S P ERA WHIP	IP WLS BF H R ER SO BB IBB HBP BLK WP HR S P ERA WHIP	IP WLS BF H R ER SO BB IBB HBP BLK WP HR S P ERA WHIP	

Houston Astros @ Philadelphia Phillies  
Bright House Networks Field, Clearwater, FL  
Sun Mar 05 2006, 1:05 PM EST  
Att: 6,751 - Sunny - 77 F

AB 36  
R 3  
H 7  
RBI 3  
BB 2  
SO 5  
LOB 13



Batter	1	2	3	4	5	6	7	8	9	10	AB	R	H	RBI	BB	SO	LOB	BOTTOM		
11 Jimmy Rollins, S OBP: 0.222, SLG: 0.222 Danny Sandoval, S OBP: 0.167, SLG: 0.167	0-0 6 1B 1B		0-0 P4		0-0 L6			0-0 G6-3		0-0 G4-3	3	0	1	0	0	0	1			
8 Shane Victorino, S OBP: 0.278, SLG: 0.375	0-0 P5		4-0 CS BB		0-3 K			0-0 G4-3		0-0 1B	4	0	1	1	1	1	2			
Aaron Rowand, R OBP: 0.500, SLG: 0.714	0-0 F9		1-0 CS 1-2		4-0 WP BB			4-0 6 G3-6 BB		0-3 K	2	0	0	0	2	1	1			
6 Ryan Howard, L OBP: 0.600, SLG: 1.300 64 Shawn Garrett, S OBP: 0.625, SLG: 1.143	0-0 1-3 1B			0-0 F7				0-0 G3-6 1-2r		0-0 HR	3	0	1	0	0	0	2			
Alex Gonzalez, R Joe Thurston, L OBP: 0.333, SLG: 1.000	0-0 F7			0-3 K 1-2				0-0 G6-3		0-0 27 1B 3B	3	0	0	0	0	1	3			
Mike Lieberthal, R OBP: 0.200, SLG: 0.400 27 Chris Coste, R OBP: 0.500, SLG: 1.000 9 Michael Bourn, L (9, PR) (10, 9)		0-0 F9			0-0 G5-3			0-0 G6-3		0-0 WP F8-2 1B	2	0	0	0	0	0	1			
Chris Roberson, S OBP: 0.308, SLG: 0.769 74 Dusty Wathan, R (10, 2)		0-0 G3						0-0 G4-1		1-1 F8-2 1-H	4	1	1	1	0	0	1			
60 Peter Bergeron, L OBP: 0.596, SLG: 0.500		0-3 K			0-0 G3-1 1B			0-3 K		4-0 G4-3 6 SH3-4 1B BB	3	1	1	0	1	2	0			
Matt Kata, S OBP: 0.231, SLG: 0.231 (7, 5)			0-0 F8		0-0 G3-1			0-0 F9		0-0 SH3-4	3	0	0	0	0	0	1			
<b>Inning Stats</b>	R: 0 E: 0 K: 0 S: 5	H: 2 LOB: 2 BB: 0 P: 5	R: 0 E: 0 K: 1 S: 5	H: 0 LOB: 0 BB: 0 P: 5	R: 0 E: 0 K: 1 S: 5	H: 0 LOB: 1 BB: 1 P: 9	R: 0 E: 0 K: 1 S: 5	H: 0 LOB: 0 BB: 0 P: 6	R: 0 E: 0 K: 1 S: 5	H: 0 LOB: 0 BB: 0 P: 5	R: 0 E: 0 K: 0 S: 3	H: 0 LOB: 0 BB: 0 P: 3	R: 2 E: 0 K: 1 S: 8	H: 3 LOB: 1 BB: 0 P: 9	R: 1 E: 0 K: 0 S: 3	H: 1 LOB: 1 BB: 1 P: 7	1B: 5 2B: 1 3B: 1 HR: 2	SF: 0 SAC: 1 DP: 2 HBP: 0	WP: 3 PA: 39	
<b>PITCHER</b>	IP WLS BF H R ER SO BB IBB HBP BLK WP HR S P ERA WHIP	IP WLS BF H R ER SO BB IBB HBP BLK WP HR S P ERA WHIP	IP WLS BF H R ER SO BB IBB HBP BLK WP HR S P ERA WHIP	IP WLS BF H R ER SO BB IBB HBP BLK WP HR S P ERA WHIP	IP WLS BF H R ER SO BB IBB HBP BLK WP HR S P ERA WHIP	IP WLS BF H R ER SO BB IBB HBP BLK WP HR S P ERA WHIP	IP WLS BF H R ER SO BB IBB HBP BLK WP HR S P ERA WHIP	IP WLS BF H R ER SO BB IBB HBP BLK WP HR S P ERA WHIP	IP WLS BF H R ER SO BB IBB HBP BLK WP HR S P ERA WHIP	IP WLS BF H R ER SO BB IBB HBP BLK WP HR S P ERA WHIP	IP WLS BF H R ER SO BB IBB HBP BLK WP HR S P ERA WHIP	IP WLS BF H R ER SO BB IBB HBP BLK WP HR S P ERA WHIP	IP WLS BF H R ER SO BB IBB HBP BLK WP HR S P ERA WHIP	IP WLS BF H R ER SO BB IBB HBP BLK WP HR S P ERA WHIP	IP WLS BF H R ER SO BB IBB HBP BLK WP HR S P ERA WHIP	IP WLS BF H R ER SO BB IBB HBP BLK WP HR S P ERA WHIP	IP WLS BF H R ER SO BB IBB HBP BLK WP HR S P ERA WHIP	IP WLS BF H R ER SO BB IBB HBP BLK WP HR S P ERA WHIP	IP WLS BF H R ER SO BB IBB HBP BLK WP HR S P ERA WHIP	
58 Dave Borkowski, R ERA: Felipe Paulino, R ERA: 37 Matt Albers, R ERA: 4.5 60 Jared Gothreau, R ERA: 72 Paul Estrada, R ERA:	2.0 2.0 1.0 1.0 2.0	8 7 5 3 6	2 0 2 0 0	0 0 1 0 0	0 0 0 0 0	0 0 0 0 0	0 0 0 0 0	0 0 0 0 0	0 0 0 0 0	0 0 0 0 0	0 0 0 0 0	0 0 0 0 0	0 0 0 0 0	0 0 0 0 0	0 0 0 0 0	0 0 0 0 0	0 0 0 0 0	0 0 0 0 0	0 0 0 0 0	0 0 0 0 0
<b>PITCHER</b>	IP WLS BF H R ER SO BB IBB HBP BLK WP HR S P ERA WHIP	IP WLS BF H R ER SO BB IBB HBP BLK WP HR S P ERA WHIP	IP WLS BF H R ER SO BB IBB HBP BLK WP HR S P ERA WHIP	IP WLS BF H R ER SO BB IBB HBP BLK WP HR S P ERA WHIP	IP WLS BF H R ER SO BB IBB HBP BLK WP HR S P ERA WHIP	IP WLS BF H R ER SO BB IBB HBP BLK WP HR S P ERA WHIP	IP WLS BF H R ER SO BB IBB HBP BLK WP HR S P ERA WHIP	IP WLS BF H R ER SO BB IBB HBP BLK WP HR S P ERA WHIP	IP WLS BF H R ER SO BB IBB HBP BLK WP HR S P ERA WHIP	IP WLS BF H R ER SO BB IBB HBP BLK WP HR S P ERA WHIP	IP WLS BF H R ER SO BB IBB HBP BLK WP HR S P ERA WHIP	IP WLS BF H R ER SO BB IBB HBP BLK WP HR S P ERA WHIP	IP WLS BF H R ER SO BB IBB HBP BLK WP HR S P ERA WHIP	IP WLS BF H R ER SO BB IBB HBP BLK WP HR S P ERA WHIP	IP WLS BF H R ER SO BB IBB HBP BLK WP HR S P ERA WHIP	IP WLS BF H R ER SO BB IBB HBP BLK WP HR S P ERA WHIP	IP WLS BF H R ER SO BB IBB HBP BLK WP HR S P ERA WHIP	IP WLS BF H R ER SO BB IBB HBP BLK WP HR S P ERA WHIP	IP WLS BF H R ER SO BB IBB HBP BLK WP HR S P ERA WHIP	

Houston Astros @ Philadelphia Phillies  
Bright House Networks Field, Clearwater, FL  
Sun Mar 05 2006, 1:05 PM EST  
Att: 6,751 - Sunny - 77 F

AB 33  
R 4  
H 8  
RBI 4  
BB 4  
SO 5  
LOB 13

















Batter	1	2	3	4	5	6	7	8	9	AB	R	H	RBI	BB	SO	LOB	TOP					
<b>64 Kevin Reese, L</b> (1, 7) <small>OBP: 0.368, SLG: 0.500</small> <b>Jose Tabata, R</b> (6, PH) <small>OBP: 0.333, SLG: 0.333</small>										3	1	1	0	0	1	1	<b>New York Yankees @ Philadelphia Phillies</b> Bright House Networks Field, Clearwater, FL Thu Mar 09 2006, 1:05 PM EST Att: 7,651 - Cloudy - 79 F <a href="http://livebaseballscorecards.com">livebaseballscorecards.com</a>					
<b>86 Danny Garcia, R</b> (1, 4) <small>OBP: 1.000, SLG: 1.000</small> <b>Gabriel Lopez, R</b> (6, 4) <small>OBP: 0.500, SLG: 1.000</small>										3	1	3	1	1	0	0						
<b>28 Melky Cabrera, S</b> (1, 8) <small>OBP: 0.455, SLG: 0.524</small>										4	1	2	0	1	1	3						
<b>78 Eric Duncan, L</b> (1, 3) <small>OBP: 0.471, SLG: 0.733</small>										4	1	2	4	1	1	4						
<b>26 Wil Nieves, R</b> (1, 2) <small>OBP: 0.250, SLG: 0.750</small> <b>84 Jason Brown, R</b> (5, 2)										3	0	0	0	0	2	4						
<b>66 David Parrish, R</b> (1, 10)										5	0	0	0	0	3	7						
<b>92 Marcos Vechionacci, S</b> (1, 5) <small>OBP: 0.375, SLG: 0.091</small> <b>Shelley Duncan, R</b> (7, PH) <small>OBP: 1.000, SLG: 2.500</small>										2	1	0	0	1	1	0						
<b>Bronson Sardinha, L</b> (1, 9) <small>OBP: 1.000, SLG: 1.000</small> <b>Austin Jackson, R</b> (6, PH) <small>OBP: 1.000, SLG: 1.000</small>										2	0	0	0	0	0	0						
<b>91 Ramiro Pena, S</b> (1, 6) <small>OBP: 0.500, SLG: 0.625</small> <b>C.J. Henry, R</b> (7, PH) <small>OBP: 0.500, SLG: 0.625</small>										3	1	2	2	0	0	0						
<b>Inning Stats</b>	R: 4 E: 0 K: 2 S: 10	H: 3 LOB: 0 BB: 1 P: 14	R: 0 E: 0 K: 0 S: 3	H: 0 LOB: 0 BB: 0 P: 3	R: 0 E: 0 K: 3 S: 10	H: 1 LOB: 2 BB: 1 P: 14	R: 0 E: 0 K: 2 S: 8	H: 1 LOB: 1 BB: 0 P: 8	R: 0 E: 0 K: 1 S: 7	H: 2 LOB: 2 BB: 0 P: 7	R: 3 E: 1 K: 0 S: 6	H: 4 LOB: 2 BB: 2 P: 15	R: 0 E: 0 K: 1 S: 6	H: 2 LOB: 2 BB: 0 P: 7	R: 0 E: 0 K: 1 S: 6	H: 2 LOB: 2 BB: 1 P: 10		R: 1 E: 0 K: 1 S: 7	H: 2 LOB: 1 BB: 0 P: 7	1B: 12 2B: 3 HR: 2	SF: 0 SAC: 0 DP: 2 HBP: 0	WP: 1 PB: 0 SB: 4 CS: 0
<b>PITCHER</b>	IP: 3.0 WLS: L BF: 15	H: 4 R: 4 ER: 4 SO: 5	BB: 2 IBB: 0 HBP: 0 BLK: 0	WP: 0 HR: 1 S: 23 P: 31	ERA: 12.00 WHIP: 2.000	IP: 1.0 WLS: 5 BF: 5	H: 2 R: 1 ER: 1 SO: 1	BB: 0 IBB: 0 HBP: 0 BLK: 0	WP: 1 HR: 1 S: 7 P: 7	ERA: 9.00 WHIP: 2.000												
<b>39 Brett Myers, R</b> (1, 1) <small>ERA: 12.0</small> <b>65 Travis Mnix, L</b> (4, 1) <small>ERA: 12.0</small> <b>71 Gio González, L</b> (5, 1) <small>ERA: 12.0</small> <b>48 Brian Sanches, R</b> (6, 1) <small>ERA: 12.0</small> <b>Daniel Haigwood, L</b> (7, 1) <small>ERA: 9.0</small>	3.0 L	4 4 4 5	2 0 0 0	0 0 8 14	12.00 2.000	1.0 5	2 1 1 1	0 0 0 0	1 1 7 7	9.00 2.000												
<b>11 Jimmy Rollins, S</b> (1, 6) <small>OBP: 0.263, SLG: 0.278</small> <b>Danny Sandoval, S</b> (7, 6) <small>OBP: 0.091, SLG: 0.091</small>										2	0	0	0	1	0	0	<b>New York Yankees @ Philadelphia Phillies</b> Bright House Networks Field, Clearwater, FL Thu Mar 09 2006, 1:05 PM EST Att: 7,651 - Cloudy - 79 F <a href="http://livebaseballscorecards.com">livebaseballscorecards.com</a>					
<b>Abraham Nunez, S</b> (1, 4) <small>OBP: 0.281, SLG: 0.300</small> <b>Joe Thurston, L</b> (6, 4) <small>OBP: 0.333, SLG: 0.500</small>										2	0	0	0	1	0	2						
<b>Pat Burrell, R</b> (1, 7) <small>OBP: 0.643, SLG: 0.889</small> <b>60 Peter Bergeron, L</b> (4, PR) <small>OBP: 0.462, SLG: 0.417</small>										1	0	0	0	1	1	1						
<b>6 Ryan Howard, L</b> (1, 3) <small>OBP: 0.478, SLG: 0.905</small> <b>27 Chris Coste, R</b> (6, 3) <small>OBP: 0.545, SLG: 0.818</small>										3	0	1	0	0	2	2						
<b>Aaron Rowand, R</b> (1, 8) <small>OBP: 0.316, SLG: 0.333</small> <b>9 Michael Bourn, L</b> (7, 8) <small>OBP: 0.286, SLG: 0.333</small>										3	0	0	0	0	1	3						
<b>Mike Lieberthal, R</b> (1, 2) <small>OBP: 0.091, SLG: 0.182</small> <b>70 Jason Jaramillo, S</b> (7, 2)										3	0	0	0	0	0	1						
<b>Alex Gonzalez, R</b> (1, 5) <small>OBP: 0.250, SLG: 0.600</small> <b>68 Bobby Scales, S</b> (7, 5)										3	1	1	1	0	0	0						
<b>8 Shane Victorino, S</b> (1, 9) <small>OBP: 0.400, SLG: 0.519</small>										4	1	3	0	0	1	0						
<b>12 Josh Kroeger, L</b> (1, 10) <small>OBP: 0.417, SLG: 0.600</small>										4	1	1	2	0	1	2						
<b>Inning Stats</b>	R: 0 E: 1 K: 2 S: 8	H: 0 LOB: 0 BB: 0 P: 8	R: 0 E: 0 K: 0 S: 3	H: 0 LOB: 0 BB: 0 P: 3	R: 0 E: 0 K: 0 S: 3	H: 1 LOB: 1 BB: 1 P: 7	R: 0 E: 0 K: 2 S: 8	H: 0 LOB: 1 BB: 1 P: 12	R: 3 E: 0 K: 0 S: 4	H: 4 LOB: 2 BB: 1 P: 11	R: 0 E: 0 K: 0 S: 4	H: 1 LOB: 1 BB: 0 P: 4	R: 0 E: 0 K: 1 S: 3	H: 0 LOB: 0 BB: 0 P: 3	R: 0 E: 0 K: 1 S: 6	H: 1 LOB: 1 BB: 0 P: 6		R: 0 E: 0 K: 2 S: 7	H: 0 LOB: 0 BB: 0 P: 7	1B: 4 2B: 2 HR: 2	SF: 0 SAC: 0 DP: 1 HBP: 0	WP: 0 PB: 0 SB: 0 CS: 0
<b>PITCHER</b>	IP: 3.0 WLS: 11 BF: 11	H: 1 R: 0 ER: 0 SO: 2	BB: 1 IBB: 0 HBP: 0 BLK: 0	WP: 0 HR: 0 S: 14 P: 18	ERA: 0.00 WHIP: 0.667	IP: 1.0 WLS: 3 BF: 3	H: 0 R: 0 ER: 0 SO: 2	BB: 0 IBB: 0 HBP: 0 BLK: 0	WP: 0 HR: 0 S: 7 P: 7	ERA: 0.00 WHIP: 0.000												
<b>Matt DeSalvo, R</b> (1, 1) <small>ERA: 8.1</small> <b>Jeff Karstens, R</b> (4, 1) <small>ERA: 8.1</small> <b>Mike Myers, L</b> (5, 1) <small>ERA: 7.36</small> <b>38 Ramiro Mendoza, R</b> (6, 1) <small>ERA: 4.15</small> <b>62 Mark Corey, R</b> (8, 1) <small>ERA: 4.15</small>	3.0 W	1 0 0 2	1 0 0 0	0 2 2 7	0.00 0.667	1.0 3	0 0 0 2	0 0 0 0	0 0 7 7	0.00 0.000												



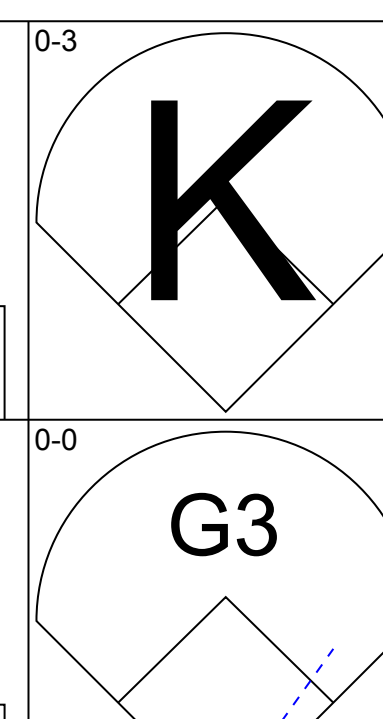
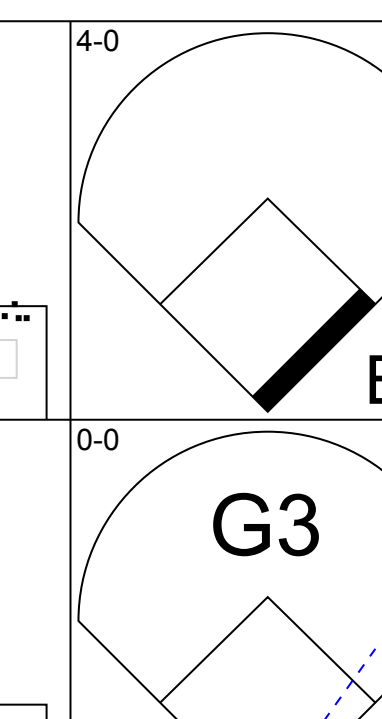
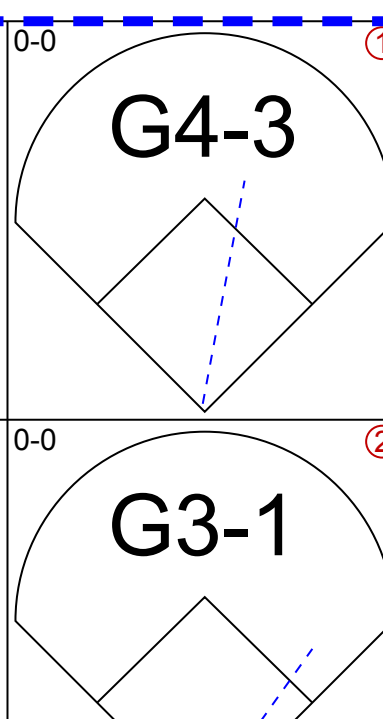
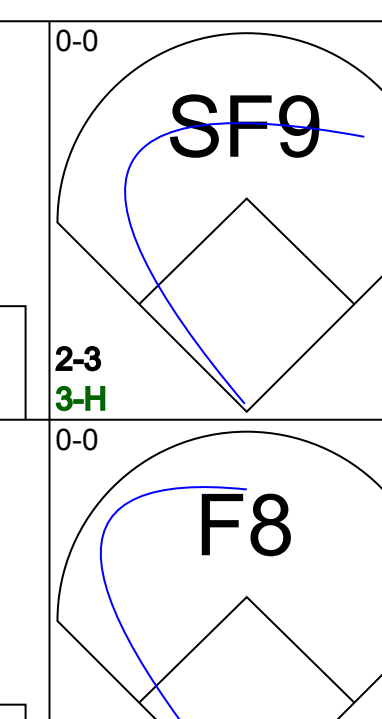
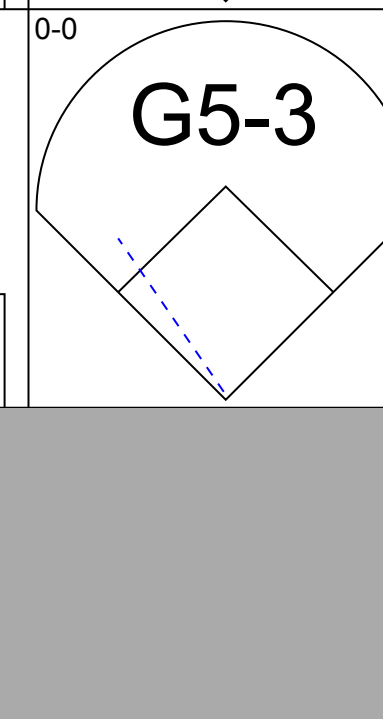




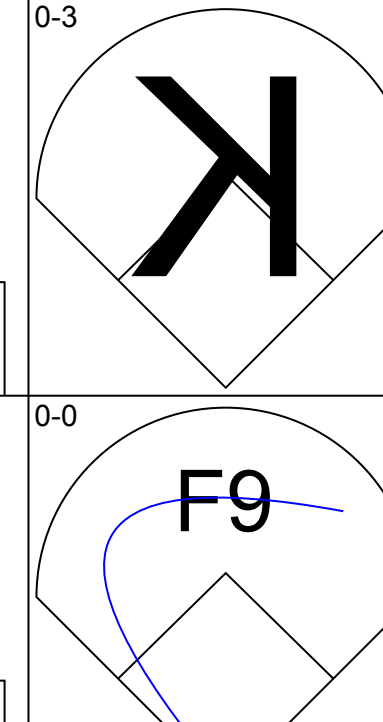

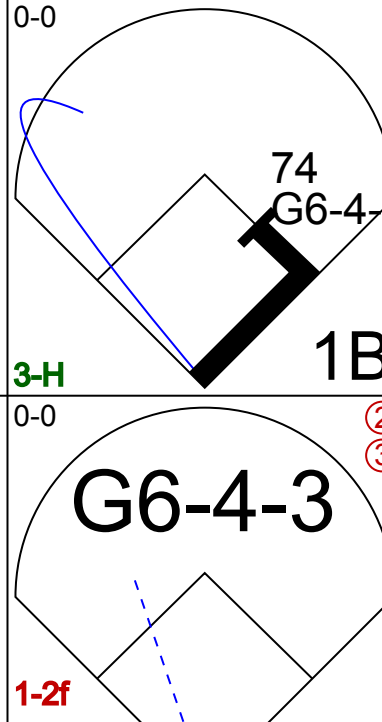
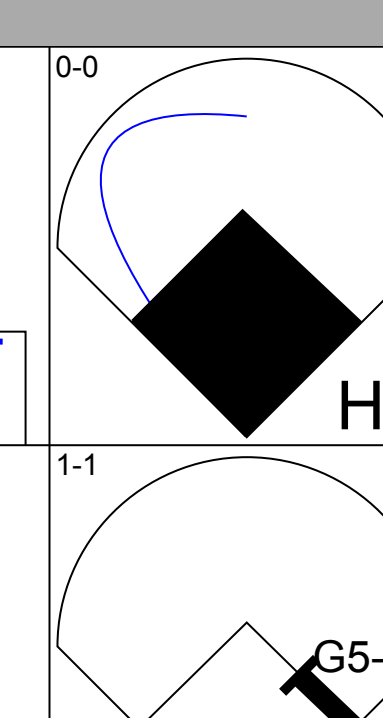
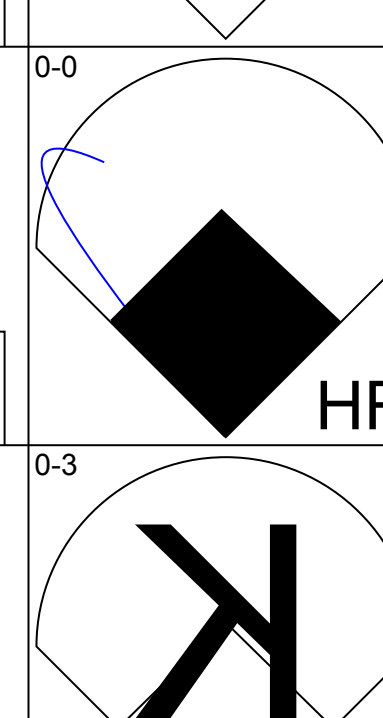
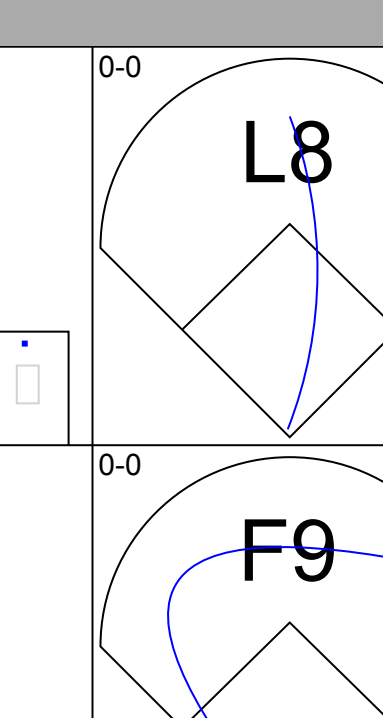
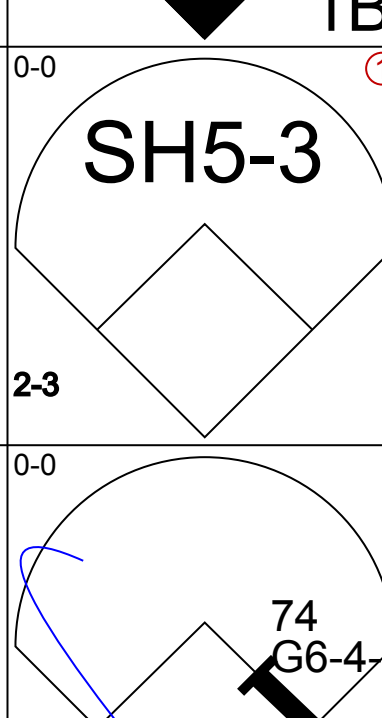
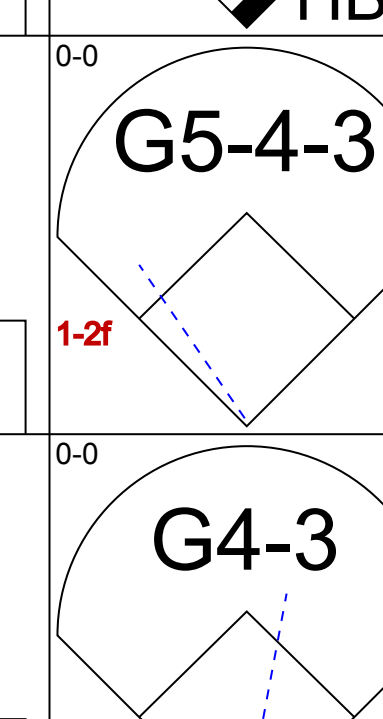
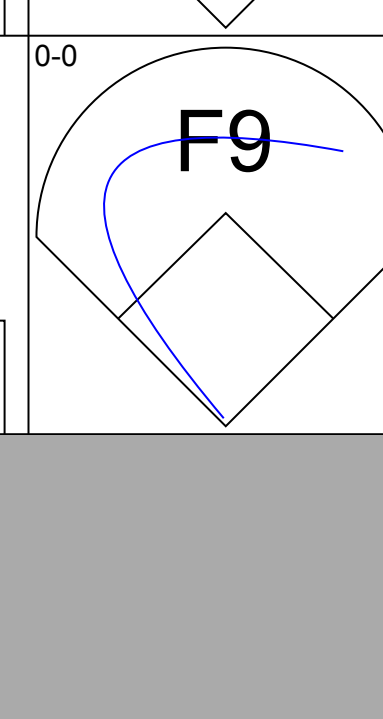
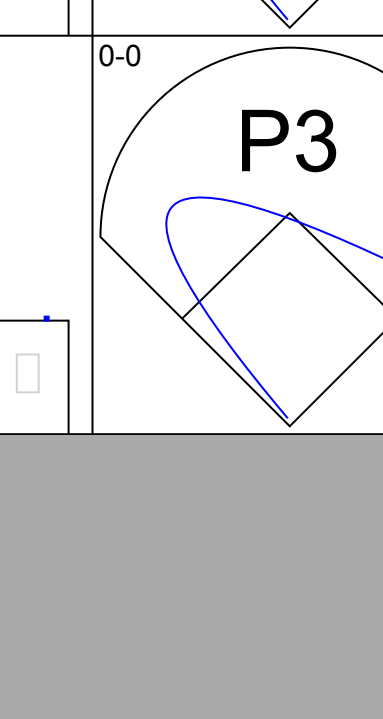
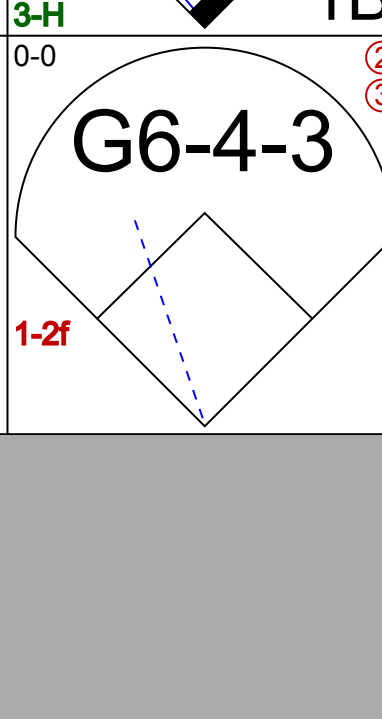
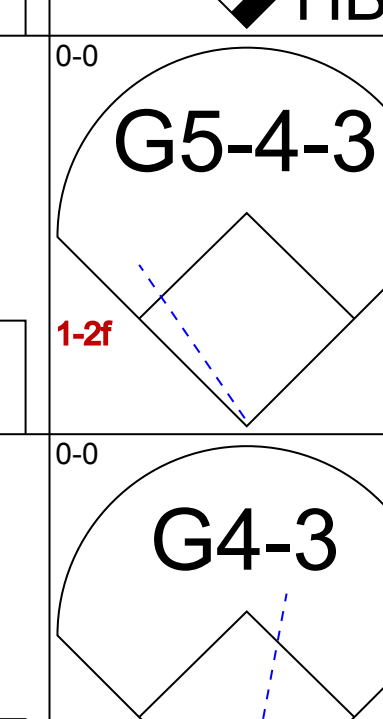
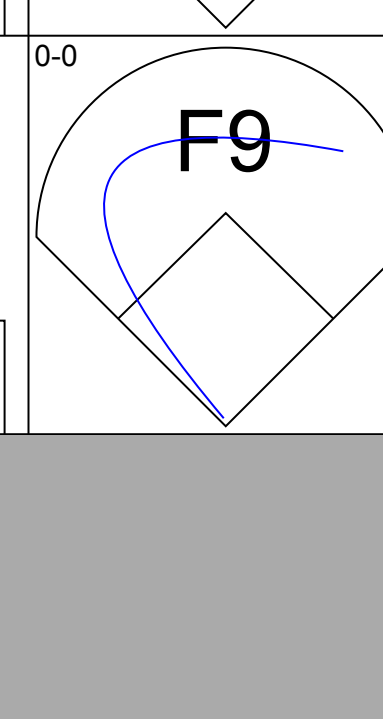
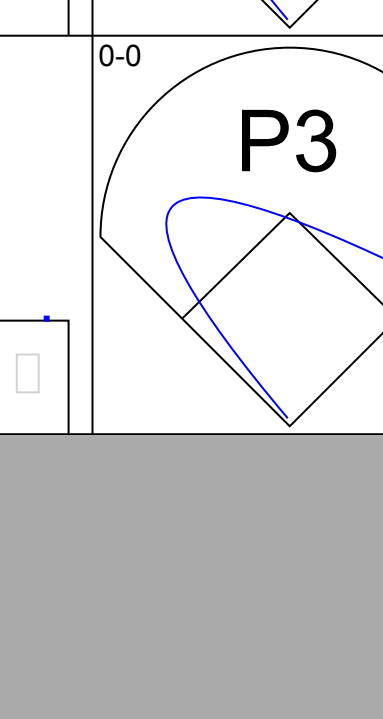
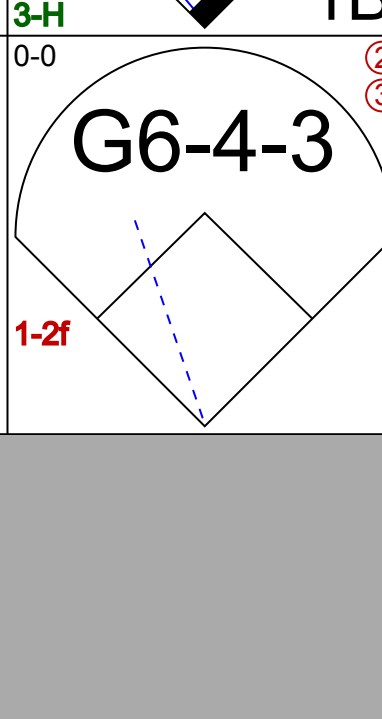
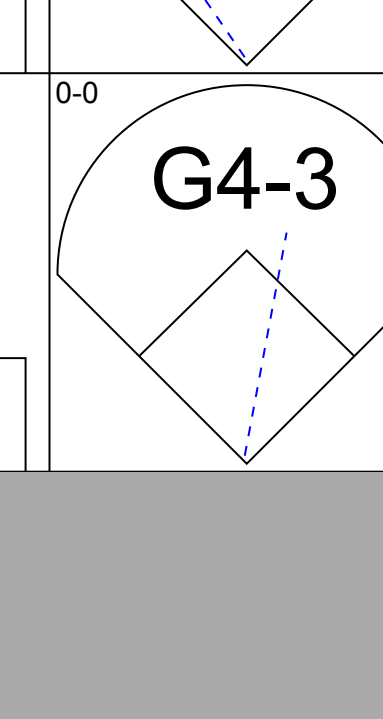
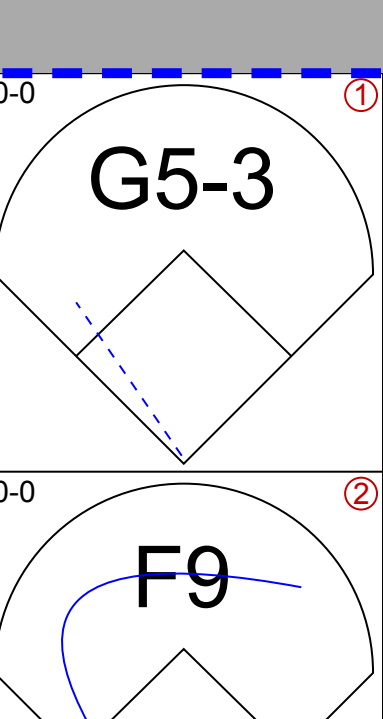
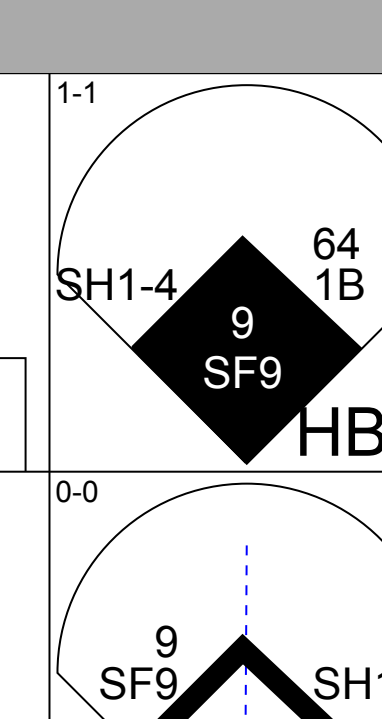
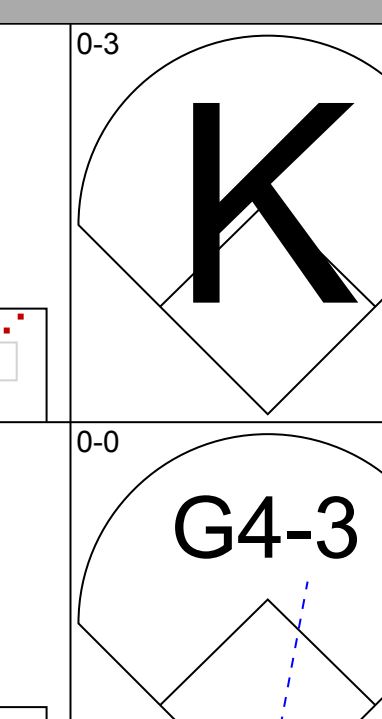
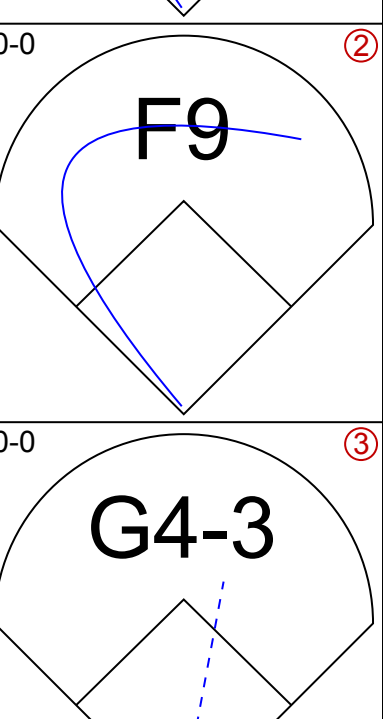
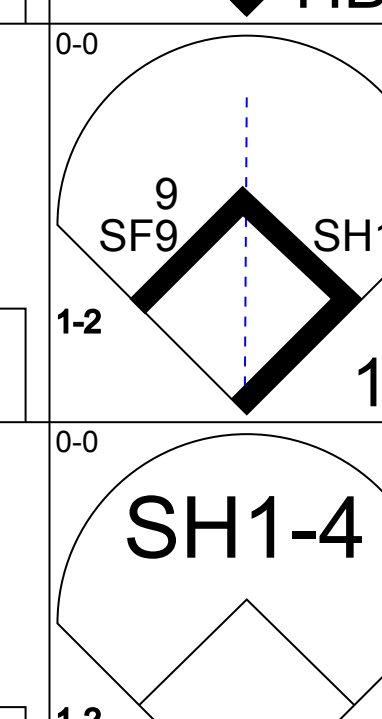
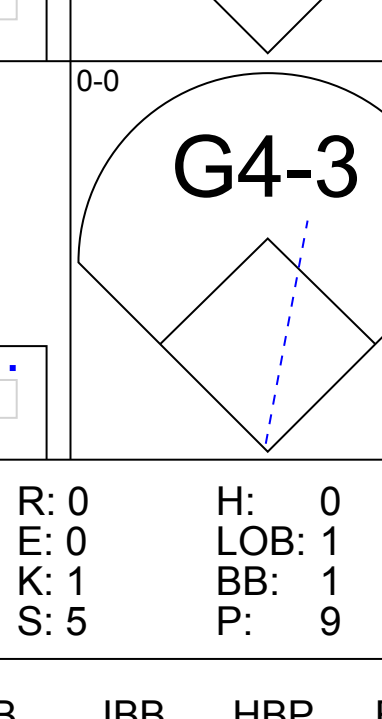
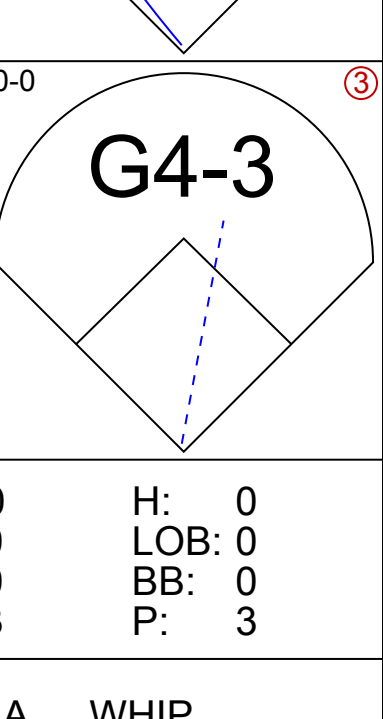
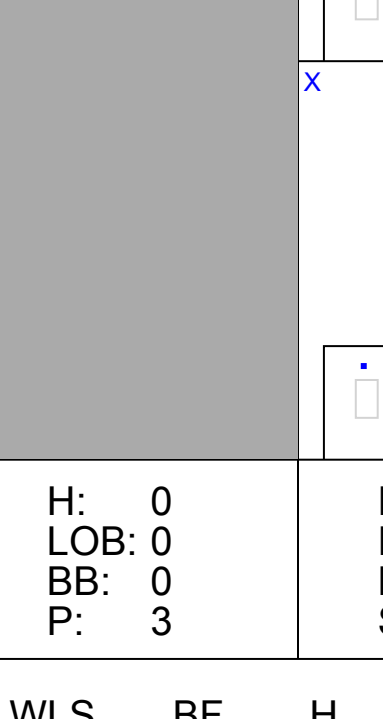
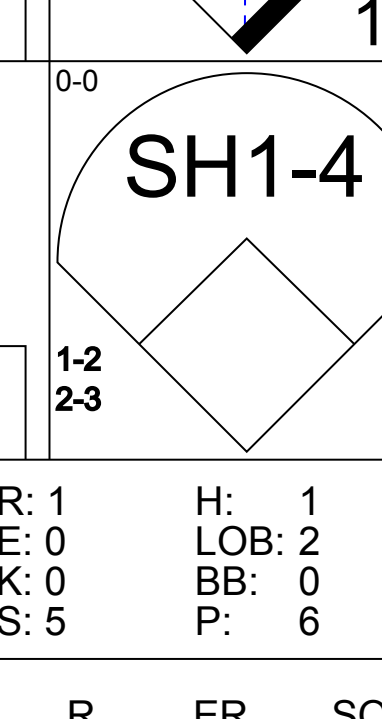
Batter	1	2	3	4	5	6	7	8	9	AB	R	H	RBI	BB	SO	LOB	TOP										
8 Shane Victorino, S (1, 8) OBP: 0.412, SLG: 0.500	G3		WP HBP				FC6			3	0	1	1	0	0	2	<b>Philadelphia Phillies @ Boston Red Sox</b> City of Palms Park, Ft. Myers, FL Fri Mar 10 2006, 1:05 PM EST Att: 7,829 - Partly Cloudy - 78 F										
9 Michael Bourn, L (8, 8) OBP: 0.375, SLG: 0.429										1	0	1	1	0	0												
Abraham Nunez, S (1, 5) OBP: 0.299, SLG: 0.273	F9						SF7			2	0	0	1	1	0	1											
Joe Thurston, L (7, 5) OBP: 0.300, SLG: 0.444										1	0	0	0	0	0	1											
Pat Burrell, R (1, 7) OBP: 0.529, SLG: 0.667	P5						K			3	0	0	0	0	0	2											
Chris Roberson, S (6, 7) OBP: 0.263, SLG: 0.579										1	0	0	0	0	1	2											
6 Ryan Howard, L (1, 3) OBP: 0.481, SLG: 1.000										4	1	2	1	0	0	0											
64 Shawn Garrett, S (8, 3) OBP: 0.350, SLG: 0.567										0	0	0	0	0	0	0											
12 Josh Kroeger, L (1, 9) OBP: 0.313, SLG: 0.429										4	0	0	0	0	1	1											
Matt Kata, S (1, 6) OBP: 0.227, SLG: 0.238										3	0	0	0	1	1												
Sal Fasano, R (1, 2) OBP: 0.308, SLG: 0.583										2	0	0	0	1	2	2											
27 Chris Coste, R (7, PR) OBP: 0.593, SLG: 0.917										1	2	1	0	0	0	0											
60 Peter Bergeron, L (1, 10) OBP: 0.412, SLG: 0.375										4	0	1	0	0	1	1											
Danny Sandoval, S (1, 4) OBP: 0.214, SLG: 0.357										3	1	2	0	0	1	2											
68 Bobby Scales, S (7, 4)										1	0	0	0	0	1	1											
<b>Inning Stats</b>	R: 0 E: 0 K: 0 S: 3	H: 0 LOB: 0 BB: 0 P: 3	R: 0 E: 0 K: 1 S: 5	H: 0 LOB: 1 BB: 1 P: 9	R: 0 E: 0 K: 0 S: 3	H: 1 LOB: 2 BB: 1 P: 9	R: 0 E: 0 K: 1 S: 6	H: 1 LOB: 0 BB: 0 P: 6	R: 1 E: 0 K: 0 S: 4	H: 2 LOB: 0 BB: 0 P: 4	R: 1 E: 0 K: 0 S: 4	H: 1 LOB: 2 BB: 0 P: 13	R: 0 E: 0 K: 2 S: 7	H: 0 LOB: 0 BB: 0 P: 7	R: 1 E: 0 K: 2 S: 9	H: 2 LOB: 1 BB: 0 P: 9	1B: 3 2B: 4 3B: 0 HR: 1	SF: 1 SAC: 0 DP: 1 HBP: 1	WP: 2 PB: 0 SB: 0 CS: 0	PA: 38							
<b>PITCHER</b>	IP	WLS	BF	H	R	ER	SO	BB	IBB	HBP	BLK	WP	HR	S	P	ERA	WHIP										
49 Tim Wakefield, R (1, 1) ERA: 0.00	4.0	W	16	2	0	0	2	2	0	0	0	1	0	17	27	0.00	1.000										
Rudy Seanez, R (5, 1) ERA: 15.75	1.0		4	2	1	1	0	0	0	0	0	0	0	4	4	9.00	2.000										
David Riske, R (6, 1) ERA: 10.8	1.0		4	1	1	1	0	0	0	0	0	0	1	4	4	9.00	1.000										
17 Manny Delcarmen, R (7, 1) ERA: 0.00	1.0		6	1	1	0	2	1	0	0	0	0	0	9	13	0.00	2.000										
60 Jimmy Serrano, R (8, 1) ERA: 0.00	1.0		3	0	0	0	2	0	0	0	0	0	0	7	7	0.00	0.000										

Batter	1	2	3	4	5	6	7	8	9	AB	R	H	RBI	BB	SO	LOB	BOTTOM										
Coco Crisp, S (1, 8) OBP: 0.667, SLG: 0.923	L3						P4			3	0	2	1	0	0	0	<b>Philadelphia Phillies @ Boston Red Sox</b> City of Palms Park, Ft. Myers, FL Fri Mar 10 2006, 1:05 PM EST Att: 7,829 - Partly Cloudy - 78 F										
24 Dusty Brown, R (5, 2) OBP: 0.556, SLG: 0.500										2	0	0	0	0	0	1											
19 John Olness, R (9, 2)										0	0	0	0	0	0	0											
Mark Loretta, R (1, 4) OBP: 0.596, SLG: 0.500										2	0	1	0	0	1	2											
13 Enrique Wilson, S (3, 4) OBP: 0.364, SLG: 0.778										3	1	2	1	0	0	1											
13 Zach Borowiak, R (8, 4)										0	0	0	0	0	0	0											
Trot Nixon, L (1, 10) OBP: 0.571, SLG: 0.833										4	1	2	2	0	1	2											
20 Andrew Pinckney, L (6, PR) ERA: 7.10										1	0	0	0	0	0	2											
Manny Ramirez, R (1, 7) OBP: 0.667, SLG: 0.750										2	0	1	0	1	0	0											
83 Luke Allen, L (6, 7) OBP: 0.333, SLG: 0.250										2	0	0	0	0	0	3											
25 Mike Lowell, R (1, 5) OBP: 0.308, SLG: 0.364										2	0	0	0	1	0	3											
67 Rodney Nye, R (5, PR) OBP: 0.600, SLG: 0.636										2	1	0	0	0	0	2											
20 Kevin Youkilis, R (1, 3) OBP: 0.214, SLG: 0.167										2	1	0	0	1	1	2											
78 Josh Presley, L (6, 3) OBP: 0.250, SLG: 0.182										1	0	0	0	1	0	0											
Dustan Mohr, R (1, 9) OBP: 0.727, SLG: 0.727										2	0	1	0	0	1	1											
Brandon Moss, L (4, 9) OBP: 0.286, SLG: 0.167										2	2	2	0	1	0	0											
Josh Bard, S (1, 2) OBP: 0.400, SLG: 0.375										2	0	1	0	0	0	2											
60 David Murphy, L (5, 8) OBP: 0.287, SLG: 0.714										3	2	2	5	0	0	2											
Alex Gonzalez, R (1, 6) OBP: 0.471, SLG: 0.533										2	0	0	0	0	0	2											
Alejandro Machado, S (5, 6)										2	1	1	0	0	0	1											
<b>Inning Stats</b>	R: 0 E: 0 K: 1 S: 7	H: 2 LOB: 2 BB: 0 P: 8	R: 1 E: 0 K: 2 S: 9	H: 2 LOB: 1 BB: 1 P: 14	R: 1 E: 0 K: 0 S: 5	H: 2 LOB: 2 BB: 1 P: 9	R: 0 E: 0 K: 0 S: 4	H: 1 LOB: 1 BB: 0 P: 5	R: 3 E: 0 K: 1 S: 7	H: 2 LOB: 1 BB: 1 P: 11	R: 1 E: 0 K: 0 S: 5	H: 2 LOB: 2 BB: 0 P: 5	R: 3 E: 1 K: 0 S: 8	H: 4 LOB: 2 BB: 0 P: 8	R: 0 E: 0 K: 0 S: 2	H: 0 LOB: 1 BB: 2 P: 10	1B: 9 2B: 3 3B: 0 HR: 3	SF: 0 SAC: 0 DP: 1 HBP: 0	WP: 1 PB: 0 SB: 2 CS: 0	PA: 44							
<b>PITCHER</b>	IP	WLS	BF	H	R	ER	SO	BB	IBB	HBP	BLK	WP	HR	S	P	ERA	WHIP										
Zack Segovia, R (1, 1) ERA: 0.00	1.0		6	2	1	1	2	1	0	0	0	0	0	9	14	9.00	3.000										
Yoel Hernandez, R (2, 1) ERA: 6.0	3.0		16	5	4	4	1	2	0	0	0	0	2	16	25	12.00	2.333										
Cory Lidle, R (6, 1) ERA: 4.5	1.0		5	2	1	1	0	0	0	0	0	0	0	5	5	9.00	2.000										
Aquilino Lopez, R (7, 1) ERA: 9.0	1.0		8	4	3	2	0	0	0	0	0	0	1	8	8	18.00	4.000										
<b>PITCHER</b>	IP	WLS	BF	H	R	ER	SO	BB	IBB	HBP	BLK	WP	HR	S	P	ERA	WHIP										
72 Ryan Cameron, R (8, 1) ERA: 0.00	1.0		4	0	0	0	0	2	0	0	0	0	0	2	10	0.00	2.000										

AB	33
R	4
H	8
RBI	4
BB	3
SO	8
LOB	16

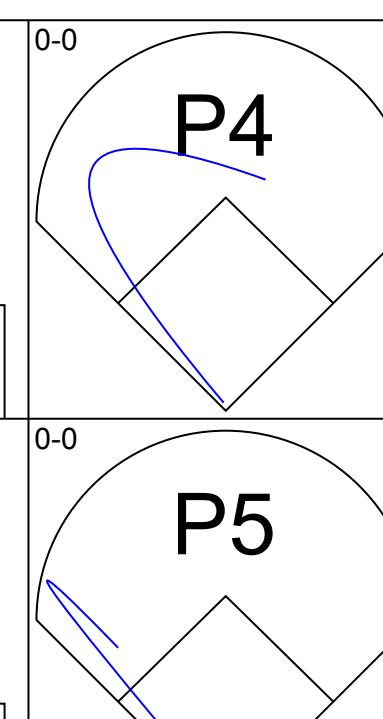
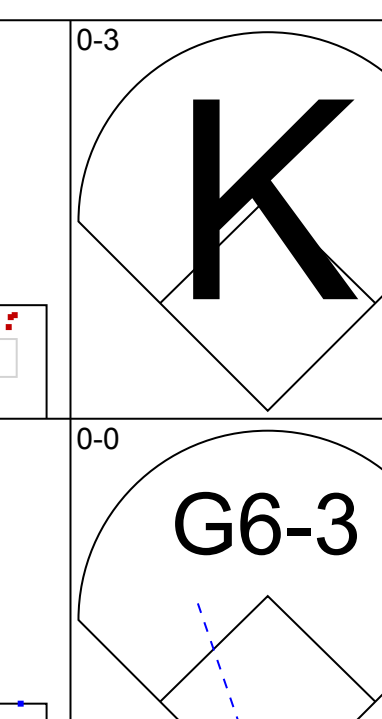
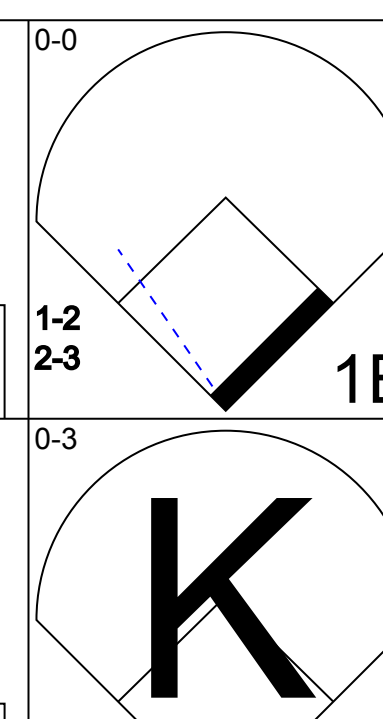
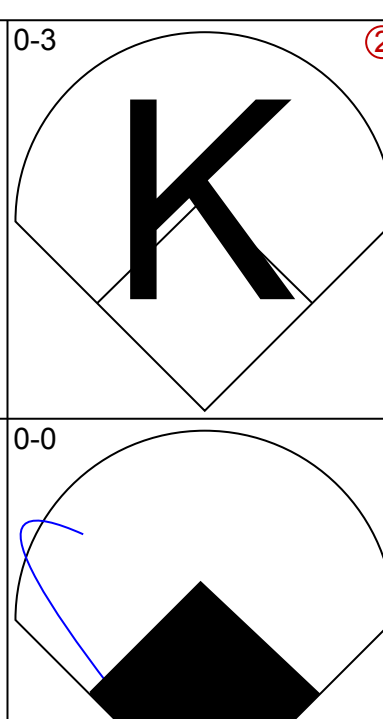
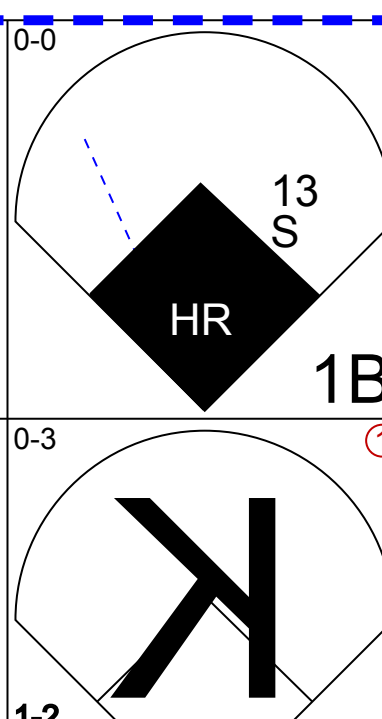
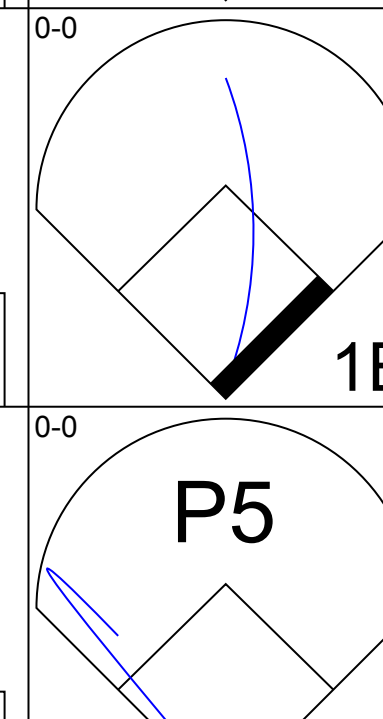
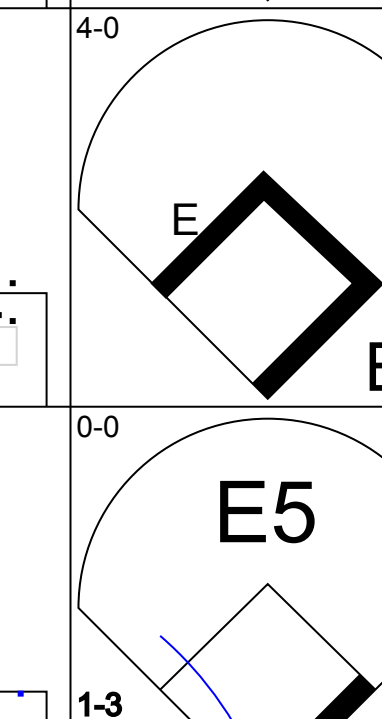

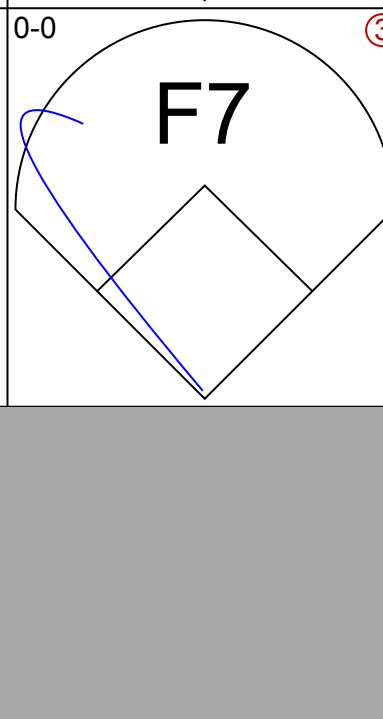
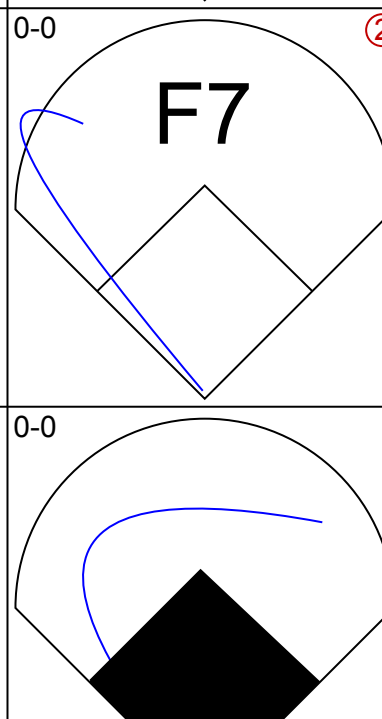

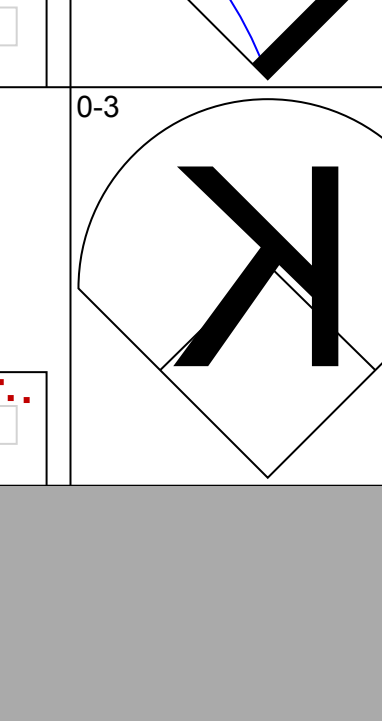
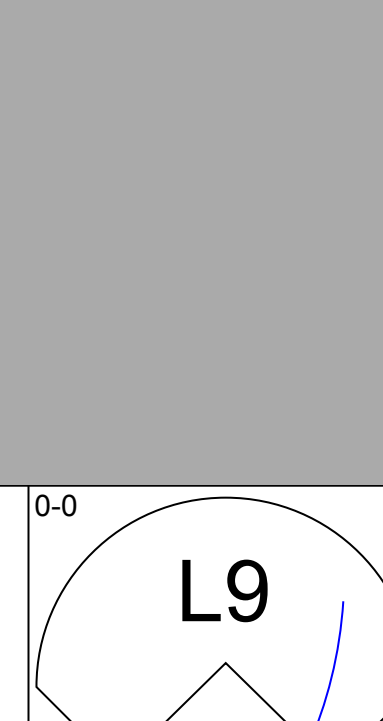


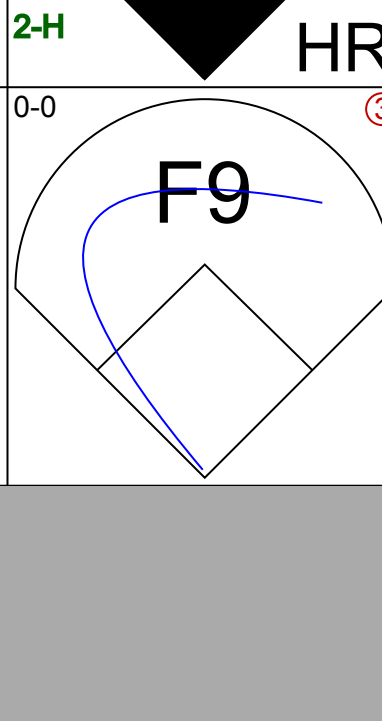


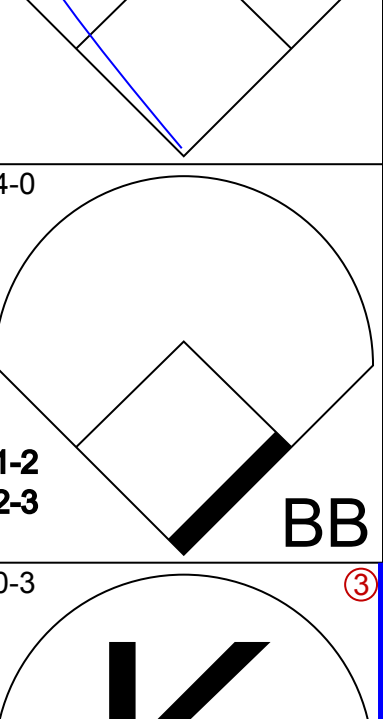



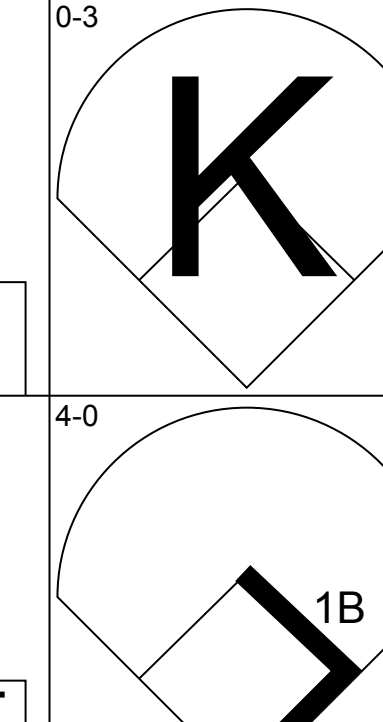
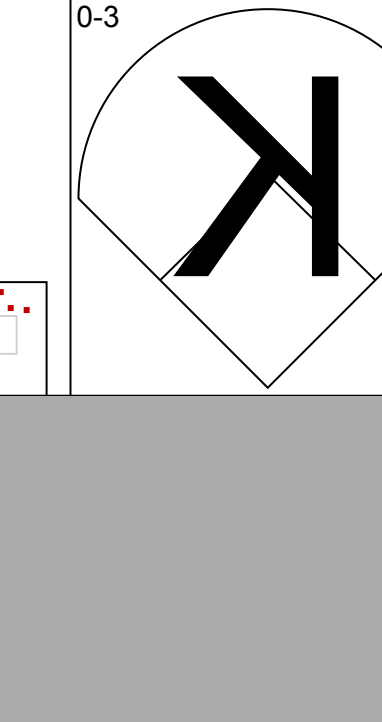
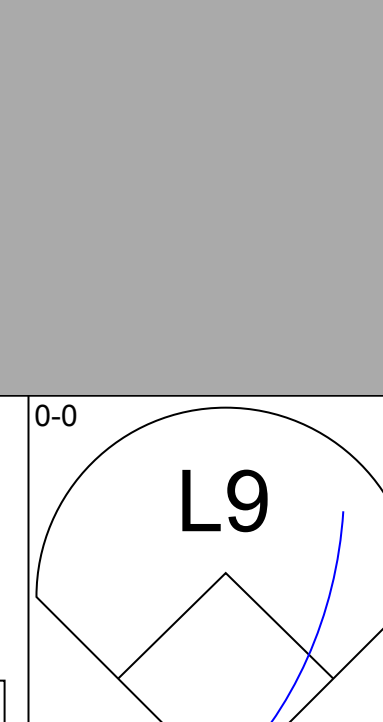

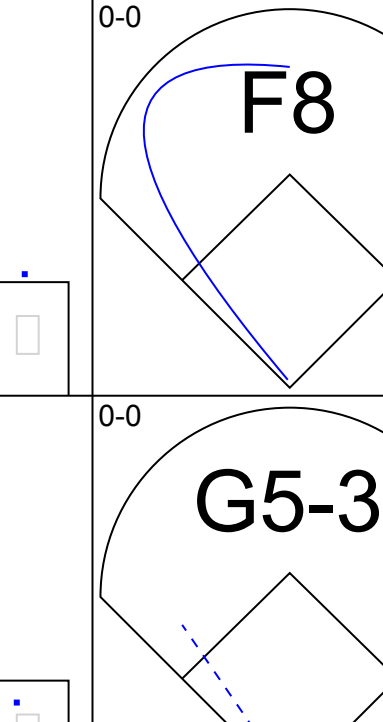
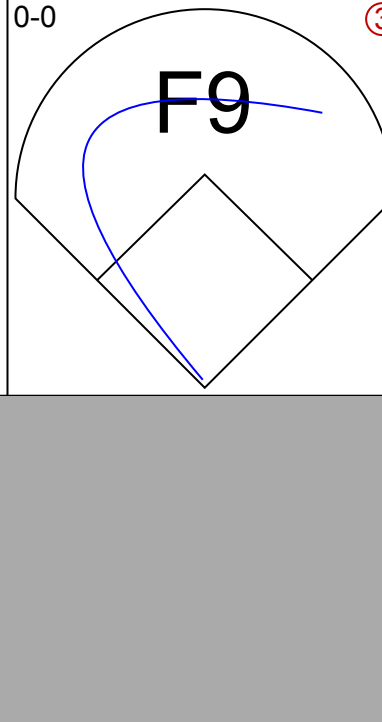
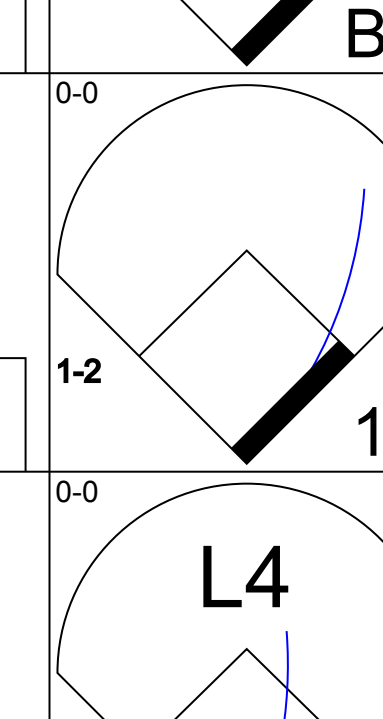
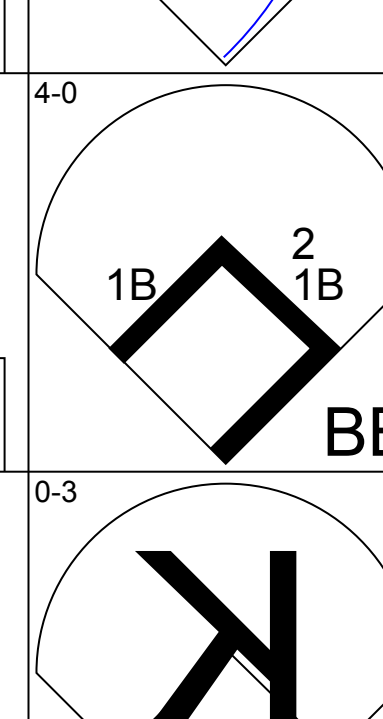
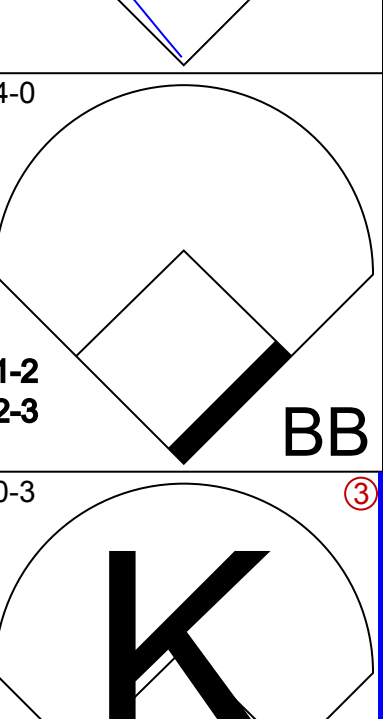

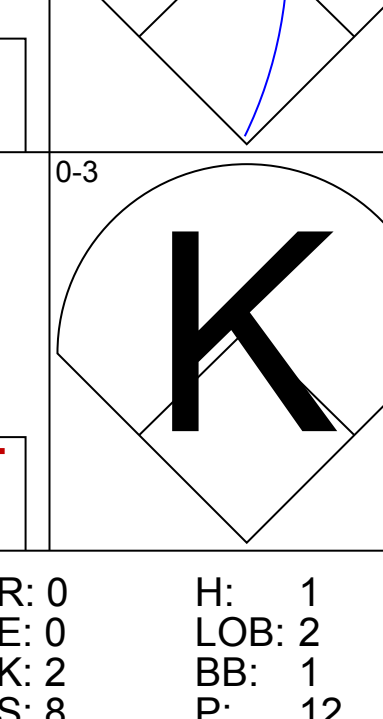

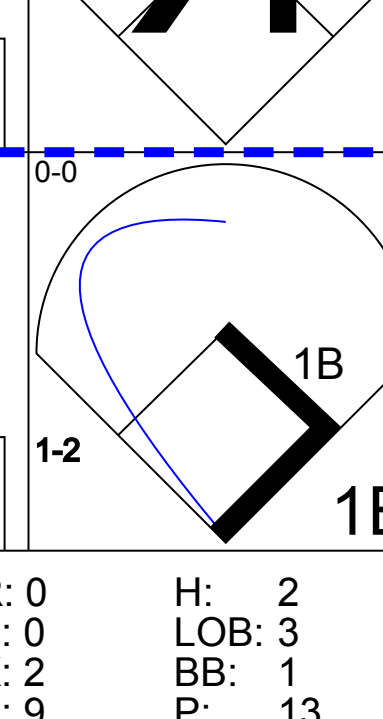
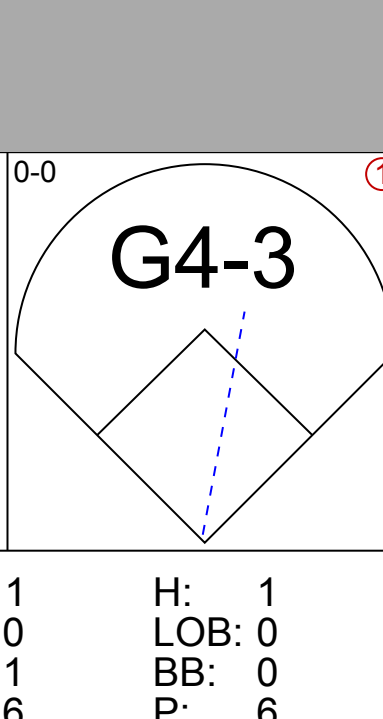
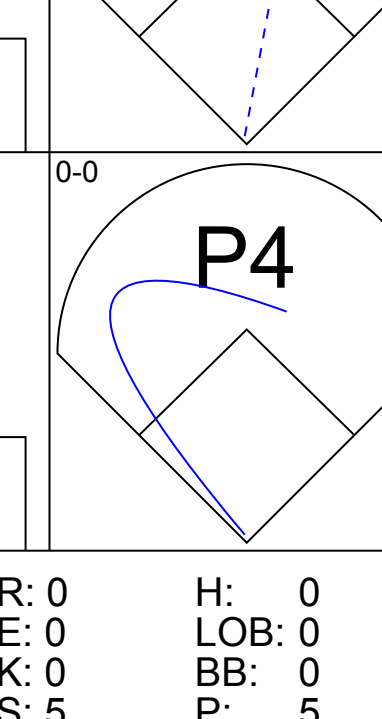

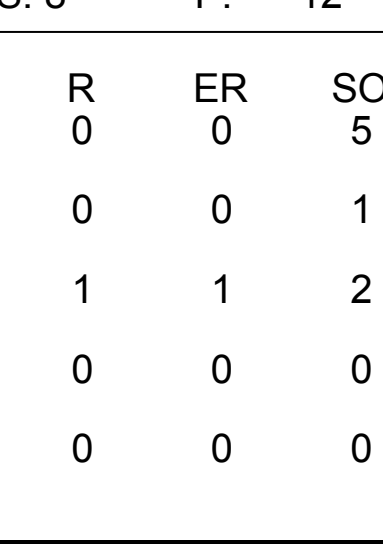
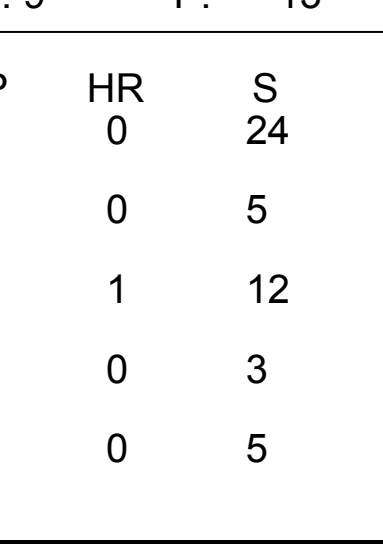
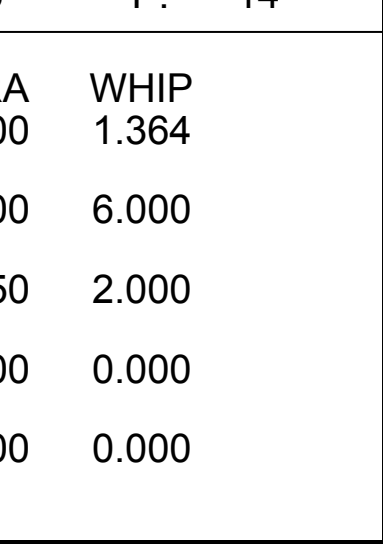
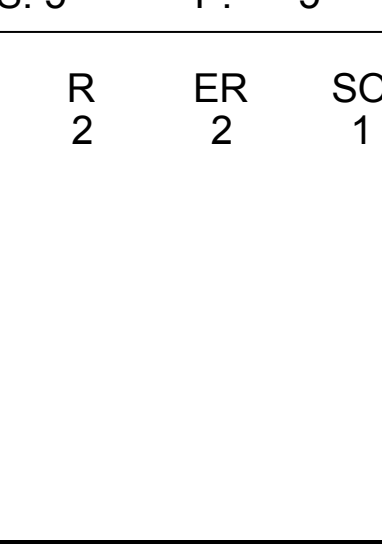





Batter	1	2	3	4	5	6	7	8	9	AB	R	H	RBI	BB	SO	LOB	TOP								
11 Jimmy Rollins, S OBP: 0.273, SLG: 0.250 9 Michael Bourn, L OBP: 0.333, SLG: 0.429										2	0	0	0	1	1	0	Philadelphia Phillies @ Houston Astros Osceola County Stadium, Kissimmee, FL Sat Mar 11 2006, 1:05 PM EST Att.: 4,943 - Sunny - 77 F								
8 Shane Victorino, S OBP: 0.368, SLG: 0.441										4	0	0	0	0	0	3									
Aaron Rowand, R OBP: 0.273, SLG: 0.278 Chris Roberson, S OBP: 0.300, SLG: 0.600									 SH5-3 1B	3	0	0	0	0	2	0									
6 Ryan Howard, L OBP: 0.500, SLG: 1.179 Danny Sandoval, S OBP: 0.214, SLG: 0.357									 2-3	3	2	2	2	0	0	0									
Alex Gonzalez, R OBP: 0.300, SLG: 0.556		 G5-4-3		 G5-4-3					 74 G6-4-3 1B	3	0	1	1	0	1	0									
Mike Lieberthal, R OBP: 0.071, SLG: 0.143 74 Dusty Wathan, R	 1-2f								 1-2f	3	0	0	0	0	0	1									
27 Chris Coste, R OBP: 0.533, SLG: 0.786 60 Peter Bergeron, L OBP: 0.412, SLG: 0.375									 SH1-4 64 1B 9 SF9	2	0	0	0	0	0	0									
64 Shawn Garrett, S OBP: 0.348, SLG: 0.619								 9 SF9 SH1-4 1B	3	0	1	0	0	1	0	0									
Joe Thurston, L OBP: 0.250, SLG: 0.364								 1-2 2-3	2	0	0	0	0	0	0	0									
<b>Inning Stats</b>	R: 0 E: 0 K: 1 S: 5	H: 0 LOB: 0 BB: 0 P: 5	R: 1 E: 0 K: 0 S: 4	H: 1 LOB: 0 BB: 0 P: 5	R: 0 E: 0 K: 1 S: 5	H: 0 LOB: 1 BB: 1 P: 9	R: 1 E: 0 K: 2 S: 8	H: 1 LOB: 0 BB: 0 P: 8	R: 0 E: 0 K: 0 S: 3	H: 0 LOB: 0 BB: 0 P: 3	R: 0 E: 0 K: 1 S: 5	H: 0 LOB: 0 BB: 0 P: 5	R: 0 E: 0 K: 0 S: 3	H: 0 LOB: 0 BB: 0 P: 3	R: 1 E: 0 K: 0 S: 5	H: 1 LOB: 2 BB: 0 P: 6		R: 1 E: 1 K: 0 S: 4	H: 2 LOB: 0 BB: 0 P: 4	1B: 3 2B: 0 3B: 0 HR: 2	SF: 1 SAC: 2 DP: 2 HBP: 2	WP: 0 PB: 0 SB: 0 CS: 0	PA: 33		
<b>PITCHER</b>	IP	WLS	BF	H	R	ER	SO	BB	IBB	HBP	BLK	WP	HR	S	P	ERA	WHIP								
41 Brandon Backe, R ERA: 2.25 Trevor Miller, L ERA: Jimmy Barthmaier, R ERA: 1.25 Juan Gutierrez, R ERA: 4.5	(1, 1)	4.0	L	15	2	2	4	1	0	1	0	0	2	22	27	4.50	0.750								
4 Eric Bruntlett, R OBP: 0.167, SLG: 0.304	(5, 1)	1.0		3	0	0	0	0	0	0	0	0	0	3	3	0.00	0.000								
5 Jeff Bagwell, R OBP: 0.300, SLG: 0.250 13 Eric Munson, L OBP: 0.474, SLG: 0.944	(6, 1)	3.0		11	1	1	1	0	0	1	0	0	0	13	14	3.00	0.333								
17 Lance Berkman, S OBP: 0.563, SLG: 0.571 31 Kevin Orie, R OBP: 0.071, SLG: 0.077	(9, 1)	1.0		4	2	1	1	0	0	0	0	0	0	4	4	9.00	2.000								

AB	27
R	4
H	5
RBI	4
BB	1
SO	5
LOB	5



Batter	1	2	3	4	5	6	7	8	9	AB	R	H	RBI	BB	SO	LOB	BOTTOM								
Craig Biggio, R OBP: 0.438, SLG: 0.533 4 Eric Bruntlett, R OBP: 0.167, SLG: 0.304				 1-2 2-3					 13 S 1B	3	0	1	0	0	1	0	Philadelphia Phillies @ Houston Astros Osceola County Stadium, Kissimmee, FL Sat Mar 11 2006, 1:05 PM EST Att.: 4,943 - Sunny - 77 F								
5 Jeff Bagwell, R OBP: 0.300, SLG: 0.250 13 Eric Munson, L OBP: 0.474, SLG: 0.944									 1-2	3	0	0	0	0	1	3									
17 Lance Berkman, S OBP: 0.563, SLG: 0.571 31 Kevin Orie, R OBP: 0.071, SLG: 0.077										3	0	2	0	1	0	0									
Morgan Ensberg, R OBP: 0.333, SLG: 0.357 Mike Lamb, L OBP: 0.154, SLG: 0.385			 1-3						 2H	3	0	0	0	0	0	3									
Preston Wilson, R OBP: 0.462, SLG: 0.545 Josh Anderson, L OBP: 0.143, SLG: 0.143			 G6-3			 1-2				2	0	0	0	1	2	2									
16 Jason Lane, R OBP: 0.550, SLG: 1.059 Luke Scott, L OBP: 0.294, SLG: 0.286	 BB									1	0	0	0	1	0	0									
Orlando Palmeiro, L OBP: 0.359, SLG: 0.429 Charlton Jimerson, R OBP: 0.318, SLG: 0.500	 1-2			 2 1B BB		 1-2 2-3				1	0	1	0	2	0	0									
Brad Ausmus, R OBP: 0.167, SLG: 0.091 56 Hector Gimenez, S OBP: 0.333, SLG: 0.417				 G6-3						3	0	0	0	0	2	6									
2 Chris Burke, R OBP: 0.304, SLG: 0.455 Ben Zobrist, S OBP: 0.444, SLG: 0.375				 1-2						3	0	1	0	0	1	2									
<b>Inning Stats</b>	R: 0 E: 0 K: 0 S: 4	H: 1 LOB: 1 BB: 0 P: 4	R: 0 E: 0 K: 2 S: 8	H: 1 LOB: 2 BB: 1 P: 12	R: 0 E: 1 K: 2 S: 8	H: 2 LOB: 3 BB: 1 P: 13	R: 0 E: 0 K: 1 S: 6	H: 1 LOB: 3 BB: 2 P: 14	R: 1 E: 0 K: 1 S: 6	H: 1 LOB: 0 BB: 0 P: 6	R: 0 E: 0 K: 0 S: 3	H: 0 LOB: 0 BB: 0 P: 3	R: 0 E: 0 K: 0 S: 5	H: 0 LOB: 0 BB: 0 P: 5	R: 2 E: 0 K: 1 S: 7	H: 2 LOB: 0 BB: 0 P: 7		1B: 6 2B: 0 3B: 0 HR: 2	SF: 0 SAC: 0 DP: 0 HBP: 0	WP: 0 PB: 0 SB: 1 CS: 0	PA: 41				
<b>PITCHER</b>	IP	WLS	BF	H	R	ER	SO	BB	IBB	HBP	BLK	WP	HR	S	P	ERA	WHIP								
Ryan Franklin, R ERA: 4.7 59 Matt White, L ERA: Gavin Floyd, R ERA: 4.05 Geoff Geary, R ERA: 3.0 Julio Santana, R ERA: 3.18	(1, 1)	3.2	W	17	2	0	0	5	0	0	0	0	0	5	5	0.00	6.000								
55 Clay Condrey, R ERA: 6.75	(9, 1)	1.0		5	2	2	1	0	0	0	0	0	1	7	7	18.00	2.000								

AB	36
R	3
H	8
RBI	3
BB	5
SO	9
LOB	20










Batter	1	2	3	4	5	6	7	8	9	AB	R	H	RBI	BB	SO	LOB	TOP								
28 Curtis Granderson, L (1, 8) OBP: 0.576, SLG: 0.792 22 Cameron Maybin, R (9, PH)	F8			HR	1B		1B		F7	4	1	3	1	0	0	0									
Don Kelly, L (1, 4) OBP: 0.325, SLG: 0.405	F7		G4-3	G4-3	BB		1B		G5-3	4	0	1	0	1	0	0									
Carlos Pena, L (1, 3) OBP: 0.303, SLG: 0.214	F9		F7	F7	K		G4-6-3		P5	5	0	0	0	0	1	4									
Alexis Gomez, L (1, 9) OBP: 0.400, SLG: 0.500		P5		70 1B		K			G4-3	4	1	1	0	0	1	0									
70 Josh Phelps, R (1, 10) OBP: 0.625, SLG: 1.000		CS		1B	1B		1B			4	0	4	1	0	0	0									
Reggie Taylor, L (1, 7) OBP: 0.407, SLG: 0.458	P2			2H	1B		2B			4	0	3	0	0	0	1									
Kody Kirkland, R (1, 5) OBP: 0.286, SLG: 0.474	CS		P4	FC6-4	1B		1B		75 BB	3	0	1	0	1	0	2									
Mike Rabelo, S (1, 2) OBP: 0.357, SLG: 0.429 75 Danilo Sanchez, R (7, 2)			K				K		G6-3	3	0	0	0	0	2	3									
39 Ramon Santiago, S (1, 6) OBP: 0.345, SLG: 0.360			G4-3				G4-3		F7	0	0	0	0	0	0	3									
									G3																
<b>Inning Stats</b>	R: 0 E: 0 K: 0 S: 3	H: 0 LOB: 0 BB: 0 P: 3	R: 0 E: 0 K: 0 S: 4	H: 1 LOB: 0 BB: 0 P: 4	R: 0 E: 0 K: 1 S: 5	H: 0 LOB: 0 BB: 0 P: 5	R: 2 E: 0 K: 0 S: 7	H: 4 LOB: 2 BB: 0 P: 7	R: 0 E: 0 K: 2 S: 9	H: 1 LOB: 2 BB: 1 P: 13	R: 0 E: 0 K: 1 S: 6	H: 2 LOB: 1 BB: 1 P: 10	R: 0 E: 0 K: 0 S: 4	H: 2 LOB: 1 BB: 0 P: 4	R: 0 E: 0 K: 0 S: 5	H: 3 LOB: 3 BB: 1 P: 9	R: 0 E: 0 K: 0 S: 3	H: 0 LOB: 0 BB: 0 P: 3	1B: 10 2B: 2 3B: 0 HR: 1	SF: 0 SAC: 0 DP: 2 HBP: 0	WP: 0 PB: 0 SB: 1 CS: 1	PA: 40			
<b>PITCHER</b>	IP	WLS	BF	H	R	ER	SO	BB	IBB	HBP	BLK	WP	HR	S	P	ERA	WHIP								
Ricardo Rodriguez, R (1, 1) ERA: 3.38	4.0	16	5	2	2	1	0	0	0	0	0	0	1	19	19	4.50	1.250								
47 Scott Mathieson, R (5, 1) ERA: 2.57	2.0	10	3	0	0	3	2	0	0	0	0	0	0	15	23	0.00	2.500								
Geoff Geary, R (7, 1) ERA: 2.57	1.0	4	2	0	0	0	0	0	0	0	0	0	0	4	4	0.00	2.000								
Yoel Hernandez, R (8, 1) ERA: 4.5	1.0	W	6	3	0	0	0	1	0	0	0	0	0	5	9	0.00	4.000								
Aquilino Lopez, R (9, 1) ERA: 6.75	1.0	S	3	0	0	0	0	0	0	0	0	0	0	3	3	0.00	0.000								

**Detroit Tigers @ Philadelphia Phillies**  
Bright House Networks Field, Clearwater, FL  
Mon Mar 13 2006, 1:05 PM EST  
Att: 5,223 - Sunny - 86 F


AB 36  
R 2  
H 13  
RBI 2  
BB 3  
SO 4  
LOB 13



Batter	1	2	3	4	5	6	7	8	9	AB	R	H	RBI	BB	SO	LOB	BOTTOM								
11 Jimmy Rollins, S (1, 6) OBP: 0.241, SLG: 0.222 Danny Sandoval, S (8, 6) OBP: 0.267, SLG: 0.400	G4-3		F9		F7		F9			4	0	0	0	0	0	2									
8 Shane Victorino, S (1, 7) OBP: 0.356, SLG: 0.400	F7		S		P5				2B	3	1	1	0	1	0	1									
Pat Burrell, R (1, 10) 9 Michael Bourn, L (6, PR) OBP: 0.333, SLG: 0.429	P3		FC6-4		K				2B	3	0	1	0	1	1	1									
6 Ryan Howard, L (1, 3) OBP: 0.472, SLG: 1.118 51 Carlos Ruiz, R (7, 2) OBP: 0.333, SLG: 0.667	HR		K		L7				K	3	1	1	1	0	1	2									
Alex Gonzalez, R (1, 5) OBP: 0.308, SLG: 0.609 Chris Roberson, S (6, PR) OBP: 0.318, SLG: 0.636	P4		FC6-4		G6-4-3				2B	2	0	0	0	1	0	2									
Aaron Rowand, R (1, 8) OBP: 0.250, SLG: 0.217 64 Shawn Garrett, S (7, 3) OBP: 0.308, SLG: 0.542	K2-3		P4		P4		G6-4-3		P4	3	0	0	0	0	1	1									
Abraham Nunez, S (1, 4) OBP: 0.273, SLG: 0.296 Joe Thurston, L (8, 4) OBP: 0.308, SLG: 0.364	27 BB		G6-3		G6-3				P6	2	0	0	0	1	0	0									
27 Chris Coste, R (1, 2) OBP: 0.450, SLG: 0.611			F9		F9				FC6-4	3	0	0	0	1	0	2									
60 Peter Bergeron, L (1, 9) OBP: 0.476, SLG: 0.389			K		S				1B	2	0	1	0	1	1	2									
<b>Inning Stats</b>	R: 0 E: 0 K: 0 S: 3	H: 1 LOB: 2 BB: 2 P: 16	R: 0 E: 0 K: 1 S: 7	H: 0 LOB: 2 BB: 2 P: 15	R: 0 E: 0 K: 0 S: 3	H: 0 LOB: 0 BB: 0 P: 3	R: 0 E: 0 K: 1 S: 5	H: 0 LOB: 1 BB: 1 P: 9	R: 0 E: 0 K: 0 S: 2	H: 0 LOB: 1 BB: 1 P: 6	R: 0 E: 0 K: 0 S: 4	H: 1 LOB: 0 BB: 0 P: 4	R: 2 E: 0 K: 1 S: 8	H: 3 LOB: 3 BB: 0 P: 9	R: 0 E: 0 K: 0 S: 3	H: 0 LOB: 0 BB: 0 P: 3	1B: 2 2B: 2 3B: 0 HR: 1	SF: 0 SAC: 0 DP: 1 HBP: 1	WP: 0 PB: 0 SB: 2 CS: 0	PA: 35					
<b>PITCHER</b>	IP	WLS	BF	H	R	ER	SO	BB	IBB	HBP	BLK	WP	HR	S	P	ERA	WHIP								
35 Justin Verlander, R (1, 1) ERA: 4.7	3.0	14	1	1	1	3	4	0	0	0	0	0	1	18	34	3.00	1.667								
Jason Grilli, R (4, 1) ERA: 3.0	4.0	14	1	0	0	1	2	0	0	0	0	0	0	14	22	0.00	0.750								
44 Bobby Seay, L (8, 1) ERA: 2.57	1.0	L	7	3	2	2	1	0	0	1	0	0	0	8	9	18.00	3.000								

**Detroit Tigers @ Philadelphia Phillies**  
Bright House Networks Field, Clearwater, FL  
Mon Mar 13 2006, 1:05 PM EST  
Att: 5,223 - Sunny - 86 F



AB 28  
R 3  
H 5  
RBI 3  
BB 6  
SO 5  
LOB 16





Batter	1	2	3	4	5	6	7	8	9	AB	R	H	RBI	BB	SO	LOB	TOP					
8 Shane Victorino, S OBP: 0.347, SLG: 0.372 (1, 9)										3	1	0	0	1	1	4	<b>Philadelphia Phillies @ Minnesota Twins</b> Hammond Stadium, Fort Myers, FL Tue Mar 14 2006, 1:05 PM EST Att: 7,805 - Partly Cloudy - 84 F					
Abraham Nunez, S OBP: 0.297, SLG: 0.387 68 Bobby Scales, S (6, 5)										4	1	2	2	0	0	0						
Aaron Rowand, R OBP: 0.281, SLG: 0.370 60 Peter Bergeron, L OBP: 0.500, SLG: 0.389 (1, 8)										4	1	2	4	0	1	1						
6 Ryan Howard, L OBP: 0.450, SLG: 1.105 27 Chris Coste, R OBP: 0.476, SLG: 0.632 (1, 3)										4	1	1	1	0	1	2						
Mike Lieberthal, R OBP: 0.190, SLG: 0.200 51 Carlos Ruiz, R OBP: 0.500, SLG: 0.667 (1, 2)										3	0	1	0	1	0	1						
Chris Roberson, S OBP: 0.296, SLG: 0.556 (1, 7)										5	1	1	0	0	0	5						
12 Josh Kroeger, L OBP: 0.286, SLG: 0.368 (1, 10)										4	1	1	0	0	0	1						
Danny Sandoval, S OBP: 0.316, SLG: 0.421 (1, 6)										4	1	2	0	0	0	1						
Joe Thurston, L OBP: 0.353, SLG: 0.429 (1, 4)										3	1	1	0	1	1	4						
<b>Inning Stats</b>	R: 1 E: 0 K: 0 S: 4	H: 1 LOB: 1 BB: 1 P: 8	R: 6 E: 0 K: 1 S: 12	H: 7 LOB: 1 BB: 0 P: 12	R: 0 E: 0 K: 1 S: 5	H: 1 LOB: 1 BB: 0 P: 5	R: 0 E: 0 K: 0 S: 4	H: 1 LOB: 1 BB: 0 P: 4	R: 0 E: 0 K: 0 S: 3	H: 0 LOB: 0 BB: 1 P: 7	R: 0 E: 0 K: 0 S: 2	H: 0 LOB: 0 BB: 1 P: 6	R: 0 E: 0 K: 2 S: 7	H: 0 LOB: 0 BB: 0 P: 7	R: 0 E: 0 K: 0 S: 3	H: 0 LOB: 0 BB: 2 P: 3		R: 1 E: 0 K: 0 S: 5	H: 2 LOB: 3 BB: 2 P: 13	1B: 7 2B: 4 3B: 0 HR: 2	SF: 1 SAC: 1 DP: 2 HBP: 0	WP: 0 PB: 0 SB: 0 CS: 1
<b>PITCHER</b>	IP WLS BF H R ER SO BB IBB HBP BLK WP HR S P ERA WHIP	2.0 L 15 8 7 7 1 1 0 0 0 0 2 16 20 31.50 4.500	3.0 L 11 2 0 0 1 1 0 0 0 0 0 12 16 0.00 1.000	2.0 L 6 0 0 0 2 1 0 0 0 0 0 9 13 0.00 0.500	1.0 L 3 0 0 0 0 0 0 0 0 0 0 3 3 0.00 0.000	0.2 L 6 2 1 1 0 2 0 0 0 0 0 4 12 13.50 6.000	<b>PITCHER</b>	IP WLS BF H R ER SO BB IBB HBP BLK WP HR S P ERA WHIP	0.1 L 1 0 0 0 0 0 0 0 0 0 0 0 1 1 0.00 0.000	26 Boof Bonser, R ERA: 10.29	Justin Jones, L ERA:	Adam Harben, R ERA: 6.75	Jose Mijares, L ERA: 1.8	Ricky Barrett, L ERA: 3.86	Tristan Crawford, R ERA:							
Batter	1	2	3	4	5	6	7	8	9	AB	R	H	RBI	BB	SO	LOB	BOTTOM					
Shannon Stewart, R OBP: 0.333, SLG: 0.429 56 Andres Torres, S OBP: 0.214, SLG: 0.214 (1, 7)										3	0	0	0	0	1	2	<b>Philadelphia Phillies @ Minnesota Twins</b> Hammond Stadium, Fort Myers, FL Tue Mar 14 2006, 1:05 PM EST Att: 7,805 - Partly Cloudy - 84 F					
Luis Castillo, S OBP: 0.593, SLG: 0.364 38 Luis Antonio Rodriguez, S OBP: 0.259, SLG: 0.300 (1, 4)										3	0	1	0	0	1	0						
7 Joe Mauer, L OBP: 0.409, SLG: 0.500 Rob Bowen, S OBP: 0.500, SLG: 0.429 (1, 2)										1	0	0	0	2	0	1						
24 Rondell White, R OBP: 0.417, SLG: 0.696 16 Jason Kubel, L OBP: 0.333, SLG: 0.304 (1, 10)										3	0	1	0	0	0	2						
Tori Hunter, R OBP: 0.421, SLG: 0.722 Jason Pridie, L OBP: 0.500, SLG: 0.556 (1, 8)										3	0	0	0	0	0	5						
33 Justin Morneau, L OBP: 0.500, SLG: 0.429 Jason Hart, R OBP: 0.056, SLG: 0.235 (1, 3)										1	0	1	0	1	0	0						
5 Michael Cuddyer, R OBP: 0.096, SLG: 0.824 11 Josh Rabe, R OBP: 0.300, SLG: 0.474 (1, 9)										3	0	1	0	0	0	1						
15 Glenn Williams, S OBP: 0.250, SLG: 0.313 Terry Tifee, S OBP: 0.407, SLG: 0.556 (1, 5)										2	0	0	0	0	1	3						
8 Nick Punto, S OBP: 0.467, SLG: 0.500 Garrett Jones, L OBP: 0.350, SLG: 0.474 (1, 6)										4	2	2	0	0	1	3						
<b>Inning Stats</b>	R: 0 E: 1 K: 2 S: 8	H: 0 LOB: 2 BB: 1 P: 13	R: 0 E: 0 K: 1 S: 5	H: 0 LOB: 1 BB: 1 P: 9	R: 0 E: 0 K: 0 S: 4	H: 1 LOB: 2 BB: 0 P: 8	R: 0 E: 0 K: 1 S: 7	H: 2 LOB: 2 BB: 0 P: 7	R: 0 E: 0 K: 0 S: 4	H: 1 LOB: 1 BB: 0 P: 4	R: 0 E: 0 K: 1 S: 5	H: 0 LOB: 0 BB: 0 P: 5	R: 1 E: 0 K: 0 S: 5	H: 2 LOB: 3 BB: 2 P: 13	R: 2 E: 0 K: 2 S: 11	H: 4 LOB: 3 BB: 1 P: 15		R: 0 E: 0 K: 1 S: 5	H: 0 LOB: 1 BB: 1 P: 9	1B: 9 2B: 1 3B: 0 HR: 0	SF: 0 SAC: 0 DP: 0 HBP: 0	WP: 1 PB: 0 SB: 0 CS: 0
<b>PITCHER</b>	IP WLS BF H R ER SO BB IBB HBP BLK WP HR S P ERA WHIP	3.2 W 18 3 1 0 0 0 0 0 0 0 0 5 5 0.00 0.750	1.1 L 5 1 0 0 0 0 0 0 0 0 0 5 5 0.00 0.750	1.2 L 9 2 1 1 1 2 0 0 0 0 0 9 17 5.40 2.400	1.1 L 9 4 2 2 2 1 0 0 0 0 0 12 16 13.50 3.750	1.0 L 4 0 0 0 1 1 0 0 0 0 0 5 9 0.00 1.000	<b>PITCHER</b>	IP WLS BF H R ER SO BB IBB HBP BLK WP HR S P ERA WHIP	0.0 L 1 0 0 0 0 0 0 0 0 0 0 0 5 5 0.00 0.750	65 Travis Minix, R ERA:	Rheal Cormier, L ERA: 3.38	Aaron Fultz, L ERA: 9.82	Julio Santana, R ERA: 2.7									



Batter	1	2	3	4	5	6	7	8	9	AB	R	H	RBI	BB	SO	LOB	TOP												
6 John McDonald, R OBP: 0.143, SLG: 0.368	G1-3		SF9				G6-3			3	0	1	1	0	0	1	<b>Toronto Blue Jays @ Philadelphia Phillies</b> Bright House Networks Field, Clearwater, FL Thu Mar 16 2006, 7:05 PM EST Att. 8,279 - Clear - 84 F  <b>AB 34</b> <b>R 1</b> <b>H 9</b> <b>RBI 1</b> <b>BB 1</b> <b>SO 10</b> <b>LOB 15</b>  												
9 Grego Zaun, S OBP: 0.653, SLG: 0.750 Guillermo Quiroz, R OBP: 0.167, SLG: 0.353	K		17 1B				2B	F9		2	0	1	0	1	1	0													
17 Lyle Overbay, L OBP: 0.231, SLG: 0.240 56 Brian Tallet, L	G4-3						G6-3	27 1B		4	0	2	0	0	0	2													
Shea Hillenbrand, R OBP: 0.240, SLG: 0.417 27 Brad Haseley, R OBP: 0.500, SLG: 0.333		F9	K				K	2-3		3	0	0	0	0	2	2													
John Ford Griffin, L OBP: 0.333, SLG: 0.484 Adam Lind, L OBP: 0.333, SLG: 0.200	K						G4-3	1B		4	0	0	0	0	2	2													
43 Kevin Barker, L OBP: 0.341, SLG: 0.500 71 James Baldwin, R							P6	K		3	0	2	0	0	0	0													
68 Wayne Lydon, S OBP: 0.500, SLG: 0.500	1B									1	0	0	0	0	1	2													
46 Luis Figueroa, S OBP: 0.333, SLG: 0.370	F7									4	0	1	0	0	1	2													
Miguel Negron, L OBP: 0.394, SLG: 0.581 57 Adrian Burnside, R								L9		3	1	1	0	0	1	2													
Jason Phillips, R OBP: 0.360, SLG: 0.565			6 SF9							0	0	0	0	0	0	0													
48 Ty Taubenheim, R 18 Chip Cannon, L Vinnie Chulk, R Eric Arnold, R 28 Shaun Marcum, R 21 Chad Mottola, R OBP: 0.208, SLG: 0.326			K				P2	G5-3		0	0	0	0	0	0	1													
<b>Inning Stats</b>	R: 0 E: 0 K: 1 S: 5	H: 0 LOB: 0 BB: 0 P: 5	R: 0 E: 0 K: 1 S: 6	H: 1 LOB: 1 BB: 0 P: 6	R: 1 E: 0 K: 2 S: 10	H: 3 LOB: 2 BB: 0 P: 10	R: 0 E: 0 K: 1 S: 8	H: 1 LOB: 1 BB: 0 P: 10	R: 0 E: 0 K: 1 S: 3	H: 0 LOB: 0 BB: 0 P: 7	R: 0 E: 0 K: 2 S: 5	H: 1 LOB: 1 BB: 0 P: 8	R: 0 E: 0 K: 1 S: 7	H: 2 LOB: 2 BB: 0 P: 7	R: 0 E: 0 K: 1 S: 5	H: 0 LOB: 0 BB: 0 P: 5		1B: 4 2B: 4 3B: 1 HR: 0	SF: 1 SAC: 0 DP: 1 HBP: 0	WP: 0 PB: 0 SB: 1 CS: 0	PA: 36								
<b>PITCHER</b>	IP	WLS	BF	H	R	ER	SO	BB	IBB	HBP	BLK	WP	HR	S	P	ERA		WHIP											
Gavin Floyd, R ERA: 3.38	4.0	W	17	5	1	1	5	0	0	0	0	0	0	29	31	2.25		1.250											
Yoel Hernandez, R ERA: 3.8	1.0		4	1	0	0	0	1	0	0	0	0	0	3	7	0.00		2.000											
Aaron Fultz, L ERA: 8.64	1.0		3	0	0	0	1	0	0	0	0	0	0	5	5	0.00		0.000											
Aquilino Lopez, R ERA: 4.5	2.0		9	3	0	0	3	0	0	0	0	0	0	15	15	0.00	1.500												
48 Brian Sanches, R ERA:	1.0		3	0	0	0	1	0	0	0	0	0	0	5	5	0.00	0.000												
<b>Batter</b>	<b>1</b>	<b>2</b>	<b>3</b>	<b>4</b>	<b>5</b>	<b>6</b>	<b>7</b>	<b>8</b>	<b>9</b>	<b>AB</b>	<b>R</b>	<b>H</b>	<b>RBI</b>	<b>BB</b>	<b>SO</b>	<b>LOB</b>	<b>BOTTOM</b>												
11 Jimmy Rollins, S OBP: 0.273, SLG: 0.323 Danny Sandoval, S OBP: 0.316, SLG: 0.421	F9		G4-3							4	1	2	0	0	0	0	<b>Toronto Blue Jays @ Philadelphia Phillies</b> Bright House Networks Field, Clearwater, FL Thu Mar 16 2006, 7:05 PM EST Att. 8,279 - Clear - 84 F  												
Abraham Nunez, S OBP: 0.317, SLG: 0.400 Joe Thurston, L OBP: 0.353, SLG: 0.429	F7									4	2	2	1	0	0	1													
Pat Burrell, R OBP: 0.444, SLG: 0.524 Aaron Fultz, L Sal Fasano, R OBP: 0.286, SLG: 0.538	L9									3	0	0	0	0	2	3													
6 Ryan Howard, L OBP: 0.465, SLG: 1.077 64 Shawn Garrett, S OBP: 0.296, SLG: 0.520										1	1	0	0	2	1	1													
Aaron Rowand, R OBP: 0.333, SLG: 0.400 48 Brian Sanches, R										1	0	0	0	0	1	0													
Aaron Rowand, R OBP: 0.333, SLG: 0.400 48 Brian Sanches, R										3	0	2	1	1	1	2													
Alex Gonzalez, R OBP: 0.333, SLG: 0.593 68 Bobby Scales, S										4	1	2	2	0	0	2													
Mike Lieberthal, R OBP: 0.208, SLG: 0.348 Aquilino Lopez, R Chris Roberson, S OBP: 0.321, SLG: 0.556										3	1	1	2	0	0	1													
8 Shane Victorino, S OBP: 0.321, SLG: 0.340										4	0	0	0	0	0	2													
Gavin Floyd, R Yoel Hernandez, R										1	0	0	0	0	1	0													
60 Peter Bergeron, L OBP: 0.500, SLG: 0.400										2	1	1	0	0	1	0													
<b>Inning Stats</b>	R: 0 E: 0 K: 0 S: 3	H: 0 LOB: 0 BB: 0 P: 3	R: 0 E: 0 K: 0 S: 3	H: 1 LOB: 1 BB: 1 P: 7	R: 0 E: 0 K: 1 S: 5	H: 0 LOB: 0 BB: 0 P: 5	R: 4 E: 1 K: 2 S: 10	H: 3 LOB: 0 BB: 1 P: 14	R: 3 E: 1 K: 2 S: 10	H: 4 LOB: 0 BB: 0 P: 11	R: 0 E: 0 K: 0 S: 3	H: 0 LOB: 0 BB: 0 P: 3	R: 0 E: 0 K: 1 S: 6	H: 1 LOB: 1 BB: 0 P: 6	R: 0 E: 0 K: 1 S: 5	H: 1 LOB: 2 BB: 1 P: 10		1B: 7 2B: 2 3B: 0 HR: 1	SF: 0 SAC: 0 DP: 1 HBP: 1	WP: 0 PB: 0 SB: 3 CS: 1	PA: 36								
<b>PITCHER</b>	IP	WLS	BF	H	R	ER	SO	BB	IBB	HBP	BLK	WP	HR	S	P	ERA		WHIP											
48 Ty Taubenheim, R ERA:	2.0		7	1	0	0	0	1	0	0	0	0	0	1	15	19		18.00	2.000										
Vinnie Chulk, R ERA: 7.2	2.0	L	10	3	4	4	3	1	0	0	0	0	0	1	15	19		18.00	2.000										
28 Shaun Marcum, R ERA: 9.0	1.0		6	4	3	2	2	0	0	0	0	0	0	10	11	18.00		4.000											
71 James Baldwin, R ERA: 5.4	1.0		3	0	0	0	0	0	0	0	0	0	0	3	3	0.00	0.000												
57 Adrian Burnside, L ERA: 2.25	1.0		4	1	0	0	1	0	0	0	0	0	0	6	6	0.00	1.000												
<b>PITCHER</b>	IP	WLS	BF	H	R	ER	SO	BB	IBB	HBP	BLK	WP	HR	S	P	ERA	WHIP												
56 Brian Tallet, L ERA:	1.0		5	1	0	0	1	1	0	0	0	0	0	5	10	0.00	2.000												



Batter	1	2	3	4	5	6	7	8	9	AB	R	H	RBI	BB	SO	LOB	TOP								
Julio Lugo, R OBP: 0.355, SLG: 0.429 Jeremy Owens, R (7, 8)										4	0	0	0	0	2	3	<b>Tampa Bay Devil Rays @ Philadelphia Phillies</b> <b>Bright House Networks Field, Clearwater, FL</b> Fri Mar 17 2006, 1:05 PM EST Att: 7,559 - Sunny - 78 F								
13 Carl Crawford, L OBP: 0.241, SLG: 0.407 Ty Wigington, R OBP: 0.346, SLG: 0.348 (1, 7) (6, 4)										3	0	0	0	0	0	0									
Toby Hall, R OBP: 0.273, SLG: 0.318 52 Wayne Franklin, L (8, 1)										4	0	1	0	0	0	0									
Travis Lee, L OBP: 0.294, SLG: 0.485 49 Jason Hammel, R (6, 1)										3	1	2	1	0	1	0									
17 Kevin Cash, R OBP: 0.444, SLG: 0.500 (8, PH) (8, 2)										0	0	0	0	0	0	0									
24 Sean Burroughs, L OBP: 0.269, SLG: 0.208 (1, 5)										4	0	1	0	0	0	2									
Russell Branyan, L OBP: 0.346, SLG: 0.542 (1, 9)										3	0	0	0	1	2	2									
Nick Green, R OBP: 0.207, SLG: 0.414 (6, 7)										4	1	1	0	0	0	2									
Joey Gathright, L OBP: 0.366, SLG: 0.333 10 Luis Ordaz, R OBP: 0.320, SLG: 0.400 (7, PH) (7, 6)										1	0	0	0	1	0	0									
Casey Fossum, L (1, 1)										1	0	0	0	0	1	0									
66 Mike Rose, S OBP: 0.273, SLG: 0.111 Chad Harville, L (5, PH) (5, 1)										1	0	0	0	0	0	1									
14 Greg Norton, S OBP: 0.522, SLG: 0.778 (6, 3)										2	0	1	0	0	1	1									
<b>Inning Stats</b>	R: 0 E: 0 K: 1 S: 5	H: 0 LOB: 0 BB: 0 P: 5	R: 0 E: 0 K: 1 S: 7	H: 1 LOB: 1 BB: 0 P: 7	R: 0 E: 0 K: 1 S: 5	H: 0 LOB: 0 BB: 0 P: 5	R: 1 E: 0 K: 1 S: 7	H: 2 LOB: 1 BB: 0 P: 7	R: 0 E: 0 K: 0 S: 4	H: 0 LOB: 1 BB: 1 P: 8	R: 0 E: 0 K: 1 S: 5	H: 0 LOB: 0 BB: 0 P: 5	R: 1 E: 0 K: 1 S: 8	H: 3 LOB: 2 BB: 0 P: 8	R: 0 E: 0 K: 2 S: 8	H: 1 LOB: 1 BB: 1 P: 9	R: 0 E: 0 K: 1 S: 5	H: 0 LOB: 1 BB: 1 P: 9	1B: 4 2B: 1 3B: 1 HR: 1	SF: 0 SAC: 0 DP: 0 HBP: 0	WP: 1 PB: 0 SB: 1 CS: 0	PA: 36			
<b>PITCHER</b>	IP	WLS	BF	H	R	ER	SO	BB	IBB	HBP	BLK	WP	HR	S	P	ERA	WHIP								
Ryan Franklin, R ERA: 3.55 (1, 1)	5.0	W	19	3	1	1	4	1	0	0	0	1	0	28	32	1.80	0.800								
Arthur Rhodes, L ERA: 2.25 (6, 1)	1.0		3	0	0	0	1	0	0	0	0	0	0	5	5	0.00	0.000								
Rheal Cormier, L ERA: 4.91 (7, 1)	1.0		6	3	1	1	1	0	0	0	0	0	0	8	8	9.00	3.000								
Julio Santana, R ERA: 2.35 (8, 1)	1.0	H	4	1	0	0	2	0	0	0	0	1	0	8	9	0.00	1.000								
Geoff Geary, R ERA: 2.25 (9, 1)	1.0	S	4	0	0	0	1	1	0	0	0	0	0	5	9	0.00	1.000								

Batter	1	2	3	4	5	6	7	8	9	AB	R	H	RBI	BB	SO	LOB	BOTTOM								
11 Jimmy Rollins, S OBP: 0.270, SLG: 0.314 Danny Sandoval, S OBP: 0.316, SLG: 0.421 (1, 6) (8, 6)											4	1	1	0	0	1	1	<b>Tampa Bay Devil Rays @ Philadelphia Phillies</b> <b>Bright House Networks Field, Clearwater, FL</b> Fri Mar 17 2006, 1:05 PM EST Att: 7,559 - Sunny - 78 F							
Abraham Nunez, S OBP: 0.333, SLG: 0.395 Julio Santana, R (8, 1)										3	0	1	1	1	0	1									
8 Shane Victorino, S OBP: 0.321, SLG: 0.540 (9, 8)										3	1	1	1	0	1	2									
Bobby Abreu, L OBP: 0.333, SLG: 0.667 64 Shawn Garrett, S OBP: 0.321, SLG: 0.538 (1, 9) (6, 3)										2	0	0	0	1	1	2									
6 Ryan Howard, L OBP: 0.457, SLG: 1.024 Arthur Rhodes, L (6, 1)										0	0	0	0	0	0	0									
27 Chris Coste, R OBP: 0.455, SLG: 0.600 (7, 2)										1	0	0	0	0	0	1									
Pat Burrell, R OBP: 0.433, SLG: 0.500 Chris Roberson, S OBP: 0.310, SLG: 0.536 (1, 7) (5, PR) (6, 7)										3	0	1	1	0	0	1									
Aaron Rowand, R OBP: 0.325, SLG: 0.364 Geoff Geary, R (9, 1)										3	1	0	0	0	1	1									
Tomas Perez, S OBP: 0.250, SLG: 0.250 (1, 4) (8, 5)										4	0	1	0	0	0	1									
Sal Fasano, R OBP: 0.294, SLG: 0.688 Rheal Cormier, L (7, 1)										3	1	1	2	0	1	0									
Joe Thurston, L OBP: 0.389, SLG: 0.467 (8, 4)										1	0	1	0	0	0	0									
Ryan Franklin, R OBP: 1.000, SLG: 2.000 60 Peter Bergeron, L OBP: 0.538, SLG: 0.429 (1, 1) (5, PH) (6, 9)										1	1	1	0	1	0	0									
<b>Inning Stats</b>	R: 0 E: 0 K: 1 S: 5	H: 0 LOB: 1 BB: 1 P: 10	R: 2 E: 0 K: 0 S: 5	H: 2 LOB: 1 BB: 0 P: 7	R: 0 E: 0 K: 2 S: 7	H: 0 LOB: 0 BB: 0 P: 7	R: 3 E: 1 K: 1 S: 9	H: 4 LOB: 1 BB: 0 P: 9	R: 0 E: 0 K: 0 S: 2	H: 0 LOB: 0 BB: 1 P: 7	R: 0 E: 0 K: 1 S: 6	H: 1 LOB: 1 BB: 0 P: 6	R: 0 E: 0 K: 0 S: 4	H: 2 LOB: 2 BB: 0 P: 4	1B: 7 2B: 2 3B: 0 HR: 1	SF: 0 SAC: 0 DP: 1 HBP: 1	WP: 1 PB: 0 SB: 0 CS: 1	PA: 36							
<b>PITCHER</b>	IP	WLS	BF	H	R	ER	SO	BB	IBB	HBP	BLK	WP	HR	S	P	ERA	WHIP								
Casey Fossum, L ERA: 2.0 (1, 1)	4.0	L	17	3	2	2	3	2	0	0	0	0	0	20	31	4.50	1.250								
Chad Harville, R ERA: 12.71 (5, 1)	1.0		7	4	3	3	1	0	0	0	0	0	0	9	9	27.00	4.000								
49 Jason Hammel, R ERA: 6.0 (6, 1)	2.0		7	1	0	0	1	1	0	0	0	0	0	8	13	0.00	1.000								
52 Wayne Franklin, L ERA: 1.69 (8, 1)	1.0		4	2	0	0	0	0	0	0	0	0	0	4	4	0.00	2.000								

AB	34
R	2
H	7
RBI	2
BB	2
SO	9
LOB	13



livebaseballscores.com



Batter	1	2	3	4	5	6	7	8	9	10	AB	R	H	RBI	BB	SO	LOB	TOP		
10 Rajai Davis, R OBP: 0.364, SLG: 0.368											4	2	1	1	1	0	1			
76 Gookie Dawkins, R OBP: 0.409, SLG: 0.684											4	3	1	1	2	2	1			
Sean Casey, L OBP: 0.429, SLG: 0.474											2	0	1	0	0	0	1			
Brad Eldred, R OBP: 0.231, SLG: 0.432											4	1	1	1	0	1	2			
Jason Bay, R OBP: 0.375, SLG: 0.667											1	0	0	0	1	0	1			
37 Yurendell Decaster, R OBP: 0.375, SLG: 0.167											2	1	1	2	1	0	0			
Jeremy Burnitz, L OBP: 0.350, SLG: 0.800											2	0	1	1	0	0	1			
53 Mike Edwards, R OBP: 0.448, SLG: 0.565											2	0	1	1	0	1	0			
Joe Blanton, R OBP: 0.269, SLG: 0.190											2	0	1	0	0	0	2			
34 John Grabow, L ERA: 3.87											0	0	0	0	1	0	0			
Bobby Kingsbury, L ERA: 5.79											0	0	0	0	0	0	0			
Roberto Hernandez, R ERA: 5.01											0	0	0	0	0	0	0			
63 Matt Whiteside, R ERA: 5.68											1	0	0	0	0	1	0			
Vic Butler, L ERA: 5.91											0	0	0	0	0	0	0			
56 Britt Reames, R ERA: 2.25											0	0	0	0	0	0	0			
41 Ryan Doumit, S OBP: 0.379, SLG: 0.625											2	1	1	1	1	1	1			
66 Paul Chaffredo, R OBP: 0.286, SLG: 0.500											2	0	1	0	0	1	2			
64 Jason Alfaro, R OBP: 0.435, SLG: 0.316											5	0	1	0	0	2	5			
24 Tom Gorzelanny, R ERA: 1.69											0	0	0	0	0	0	0			
65 Ray Sadler, R OBP: 0.438, SLG: 0.618											4	1	1	0	0	1	2			
Inning Stats	R: 1 E: 0 K: 1 S: 6	H: 1 LOB: 2 BB: 1 P: 11	R: 1 E: 0 K: 1 S: 5	H: 1 LOB: 0 BB: 1 P: 10	R: 0 E: 0 K: 1 S: 6	H: 1 LOB: 1 BB: 0 P: 10	R: 0 E: 0 K: 3 S: 10	H: 1 LOB: 2 BB: 3 P: 17	R: 3 E: 0 K: 1 S: 7	H: 2 LOB: 2 BB: 3 P: 20	R: 0 E: 0 K: 0 S: 3	H: 1 LOB: 0 BB: 0 P: 3	R: 0 E: 0 K: 2 S: 8	H: 1 LOB: 1 BB: 0 P: 4	R: 1 E: 0 K: 0 S: 4	H: 1 LOB: 0 BB: 0 P: 4	1B: 6 2B: 5 3B: 0 HR: 1	SF: 1 SAC: 2 DP: 1 HBP: 1	WP: 4 PB: 0 SB: 1 CS: 1	PA: 49
PITCHER	IP	WLS	BF	H	R	ER	SO	BB	IBB	HBP	BLK	WP	HR	S	P	ERA	WHIP			
63 Ryan Madison, R ERA: 2.84	4.0		18	4	2	2	6	2	0	0	0	0	0	27	37	4.50	1.500			
Ricardo Rodriguez, R ERA: 5.0	1.0		8	3	3	3	1	2	0	0	0	2	0	8	17	27.00	5.000			
72 Ryan Cameron, R ERA: 10.13	1.0		8	2	3	3	1	3	0	0	0	2	0	7	20	27.00	5.000			
Aaron Fultz, L ERA: 7.71	1.0		3	1	0	0	0	0	0	0	0	0	0	3	3	0.00	1.000			
Yoel Hernandez, R ERA: 3.0	1.0		3	0	0	0	0	0	0	0	0	0	0	3	3	0.00	0.000			
PITCHER	IP	WLS	BF	H	R	ER	SO	BB	IBB	HBP	BLK	WP	HR	S	P	ERA	WHIP			
Aquilino Lopez, R ERA: 3.86	1.0		4	1	0	0	2	0	0	0	0	0	0	8	8	0.00	1.000			
65 Travis Minix, R ERA: 2.7	1.0		4	1	1	1	0	0	0	0	0	0	1	4	4	9.00	1.000			

Pittsburgh Pirates @ Philadelphia Phillies  
Bright House Networks Field, Clearwater, FL  
Sat Mar 18 2006, 1:05 PM EST  
Att: 7,719 - Sunny - 81 F

AB	37
R	9
H	12
RBI	8
BB	7
SO	10
LOB	19



Batter	1	2	3	4	5	6	7	8	9	10	AB	R	H	RBI	BB	SO	LOB	BOTTOM				
11 Jimmy Rollins, S OBP: 0.325, SLG: 0.395											3	2	3	0	0	0	0					
Danny Sandoval, S OBP: 0.318, SLG: 0.409											3	1	1	0	0	0	2					
8 Shane Victorino, S OBP: 0.310, SLG: 0.327											5	2	1	0	0	1	4					
Bobby Abreu, L OBP: 0.667, SLG: 1.000											3	0	3	1	0	0	0					
60 Peter Bergeron, L OBP: 0.519, SLG: 0.409											1	0	0	0	0	0	1					
6 Ryan Howard, L OBP: 0.447, SLG: 1.000											1	0	0	0	0	0	1					
65 Travis Minix, R ERA: 2.7											0	0	0	0	0	0	0					
Pat Burrell, R OBP: 0.424, SLG: 0.500											2	0	1	2	0	0	1					
72 Ryan Cameron, R OBP: 0.447, SLG: 1.000											0	0	0	0	0	0	0					
27 Chris Coste, R OBP: 0.500, SLG: 0.909											2	2	2	4	0	0	0					
26 Chase Utley, L Yoel Hernandez, R Aquilino Lopez, R Sal Fasano, R 68 Bobby Seales, S											4	0	0	0	0	2	4					
64 Shawn Garrett, S OBP: 0.273, SLG: 0.452											0	0	0	0	1	0	0					
64 Shawn Garrett, S OBP: 0.273, SLG: 0.452											0	0	0	0	1	0	0					
Mike Lieberthal, R OBP: 0.185, SLG: 0.308											3	0	0	0	0	2						
Aaron Fultz, L Joe Thurston, L OBP: 0.400, SLG: 0.438											0	0	0	0	0	0						
Joe Thurston, L OBP: 0.400, SLG: 0.438											1	0	0	0	1	1	0					
Tomas Perez, S OBP: 0.250, SLG: 0.375											4	1	1	0	0	0	0					
63 Ryan Madison, L Aaron Rowand, R Ricardo Rodriguez, L Chris Roberson, S OBP: 0.313, SLG: 0.516											1	0	0	0	0	1	0					
63 Ryan Madison, L Aaron Rowand, R Ricardo Rodriguez, L Chris Roberson, S OBP: 0.313, SLG: 0.516											1	0	0	0	0	0	0					
Chris Roberson, S OBP: 0.313, SLG: 0.516											3	0	1	1	0	0	1					
Inning Stats	R: 2 E: 1 K: 2 S: 11	H: 3 LOB: 2 BB: 0 P: 11	R: 0 E: 0 K: 1 S: 6	H: 1 LOB: 1 BB: 0 P: 6	R: 0 E: 0 K: 2 S: 8	H: 1 LOB: 1 BB: 0 P: 8	R: 0 E: 0 K: 0 S: 3	H: 0 LOB: 0 BB: 0 P: 3	R: 1 E: 0 K: 1 S: 8	H: 2 LOB: 1 BB: 0 P: 8	R: 2 E: 0 K: 0 S: 5	H: 2 LOB: 0 BB: 0 P: 5	R: 0 E: 0 K: 1 S: 5	H: 0 LOB: 0 BB: 0 P: 5	R: 2 E: 0 K: 1 S: 7	H: 2 LOB: 1 BB: 0 P: 11	R: 0 E: 0 K: 0 S: 3	H: 0 LOB: 1 BB: 0 P: 7	1B: 8 2B: 3 3B: 0 HR: 2	SF: 1 SAC: 1 DP: 0 HBP: 0	WP: 1 PB: 0 SB: 1 CS: 0	PA: 46
PITCHER	IP	WLS	BF	H	R	ER	SO	BB	IBB	HBP	BLK	WP	HR	S	P	ERA	WHIP					
24 Tom Gorzelanny, L ERA: 1.69	3.0		15	5	2	1	5	0	0	0	0	0	0	25	25	3.00	1.667					
34 John Grabow, L ERA: 5.87	2.0		8	2	1	1	0	0	0	0	0	1	0	8	9	4.50	1.000					
Roberto Hernandez, R ERA: 5.01	1.0		5	2	1	1	1	0	0	0	0	0	0	8	8	9.00	2.000					
63 Matt Whiteside, R ERA: 5.68	2.0		8	2	2	2	1	0														







Batter	1	2	3	4	5	6	7	8	9	AB	R	H	RBI	BB	SO	LOB	TOP																					
16 Jason Kubel, L OBP: 0.275, SLG: 0.278 19 Darrell May, L (6.1) Henry Bonilla, R (7.1) Felix Molina, S (9, PH) OBP: 0.500, SLG: 0.750	0-3 K	0-1 G3		0-0 G3-1		0-0 L3			0-0 2B	4	0	0	0	0	1	4	<b>Minnesota Twins @ Philadelphia Phillies</b> Bright House Networks Field, Clearwater, FL Mon Mar 20 2006, 1:05 PM EST Att: 5,790 - Sunny - 86 F <a href="http://livebaseballscorecards.com">livebaseballscorecards.com</a>																					
8 Nick Punto, S OBP: 0.357, SLG: 0.385 Gil Velazquez, R (7.6)	0-0 G6-3		0-3 K		0-0 G4-3	0-0 G4-3			0-0 G1-3	4	0	0	0	0	1	2																						
20 Lew Ford, R OBP: 0.294, SLG: 0.516 Doug Deeds, L (7, PH) OBP: 0.667, SLG: 2.000 (7.9)	0-0 HR		0-0 G6-3		0-3 K			0-0 3B G3-1 G6-3 2B	0-0 F8	3	1	1	1	0	1	0																						
33 Justin Morneau, L OBP: 0.550, SLG: 0.875 Jason Hart, R (7.3)	4-0 BB		4-0 5 1B BB		0-0 E3			0-0 G3-1	0-3 K	2	0	0	0	2	0	1																						
5 Michael Cuddyer, R OBP: 0.600, SLG: 0.750 Jason Pridie, L (7, PH) OBP: 0.400, SLG: 0.412 (7.8)	0-0 G4-3		0-0 1-2 1B		0-3 K			0-0 G6-3		3	0	1	0	0	1	2																						
Tony Batista, R OBP: 0.324, SLG: 0.571 15 Glenn Williams, S (6, PR) OBP: 0.273, SLG: 0.364 (6.5)		0-0 HR	0-0 G1-3			4-0 38 SH1-3 55 1B 2B BB		0-3 K		2	1	1	1	1	0	2																						
55 Mike Redmond, R OBP: 0.333, SLG: 0.333 Rob Bowen, S (6, PR) OBP: 0.400, SLG: 0.333 (6.2)		0-0 F8		0-0 38 G4-3 1B		0-0 38 SH1-3 2B 1B		0-0 G3-1		3	0	2	0	0	0	0																						
38 Luis Antonio Rodriguez, S OBP: 0.349, SLG: 0.333 (6.4)	4-0 16 S BB		0-0 G4-3		0-0 SH1-3			0-0 G4-3		2	0	0	0	1	0	1																						
Johan Santana, L (1.1) Willie Eyre, R (4.1) Jason Tyner, L OBP: 0.517, SLG: 0.542 (6.7)	0-3 K		0-0 G1-3		0-0 2B			0-0 G3		2	0	0	0	0	1	2																						
	R: 1 E: 0 K: 1 S: 6	H: 1 LOB: 1 BB: 1 P: 10	R: 1 E: 0 K: 1 S: 7	H: 1 LOB: 1 BB: 1 P: 11	R: 0 E: 0 K: 1 S: 6	H: 1 LOB: 2 BB: 0 P: 10	R: 0 E: 0 K: 0 S: 4	H: 1 LOB: 1 BB: 0 P: 4	R: 0 E: 1 K: 2 S: 8	H: 0 LOB: 1 BB: 0 P: 8	R: 2 E: 0 K: 0 S: 5	H: 2 LOB: 2 BB: 1 P: 9	R: 1 E: 0 K: 1 S: 6	H: 1 LOB: 0 BB: 0 P: 6	R: 0 E: 0 K: 0 S: 3	H: 0 LOB: 1 BB: 0 P: 3		R: 0 E: 0 K: 1 S: 6	H: 1 LOB: 1 BB: 0 P: 6	1B: 3 2B: 3 3B: 0 HR: 2	SF: 0 SAC: 1 DP: 0 HBP: 0	WP: 0 PB: 0 SB: 1 CS: 0	PA: 40															
PITCHER	IP	WLS	BF	H	R	ER	SO	BB	IBB	HBP	BLK	WP	HR	S	P	ERA	WHIP	PITCHER		IP	WLS	BF	H	R	ER	SO	BB	IBB	HBP	BLK	WP	HR	S	P	ERA	WHIP		
39 Brett Myers, R ERA: 4.63	5.0		23	4	2	2	5	3	0	0	0	0	2	31	43	3.60	1.400																					
Yoel Hernandez, R ERA: 5.14	1.0	W	6	2	2	2	0	1	0	0	0	0	0	5	9	18.00	3.000																					
Rheal Cormier, L ERA: 5.79	1.0		4	1	1	1	1	0	0	0	0	0	0	6	6	9.00	1.000																					
Geoff Geary, R ERA: 1.8	2.0	S	7	1	0	0	1	0	0	0	0	0	0	9	9	0.00	0.500																					

Batter	1	2	3	4	5	6	7	8	9	AB	R	H	RBI	BB	SO	LOB	BOTTOM																					
11 Jimmy Rollins, S OBP: 0.341, SLG: 0.390 74 Dusty Wathan, R (7.2)	0-0 P3		0-0 F7	4-0 1-2 2-3 3-4 BB		0-0 1B E 1B		0-0 G5-3		3	1	1	2	1	0	0	<b>Minnesota Twins @ Philadelphia Phillies</b> Bright House Networks Field, Clearwater, FL Mon Mar 20 2006, 1:05 PM EST Att: 5,790 - Sunny - 86 F <a href="http://livebaseballscorecards.com">livebaseballscorecards.com</a>																					
Abraham Nunez, S OBP: 0.315, SLG: 0.362 (1.5)	0-3 K		0-0 G5-3	0-0 G4-3		0-0 E 1B		0-0 G6-3		5	1	1	0	0	1	4																						
Bobby Abreu, L OBP: 0.500, SLG: 0.917 Tomas Perez, S OBP: 0.364, SLG: 0.455 Rheal Cormier, L OBP: 0.302, SLG: 0.368 (7.1)	0-3 K			0-0 HR	0-0 F7	0-0 E6 1B				3	1	1	1	0	1	0																						
26 Chase Utley, L OBP: 0.286, SLG: 0.786 (1.4)		0-0 6 SF9 3B		0-0 1B 2B	0-3 K	0-0 P6				4	2	2	0	0	1	1																						
Alex Gonzalez, R OBP: 0.333, SLG: 0.567 Yoel Hernandez, R (6.1)	0-3 K			0-0 39 BB 11 BB 1B	0-3 K			0-0 G4-3		3	1	1	0	0	2	1																						
8 Shane Victorino, S OBP: 0.302, SLG: 0.368 (7.7)										0	0	0	0	0	0	0																						
6 Ryan Howard, L OBP: 0.415, SLG: 0.915 27 Chris Coste, R OBP: 0.500, SLG: 0.917 (7.3)	0-0 SF9		0-3 K		0-0 K	0-0 BB G5-4-3 1B		0-3 K		2	1	1	1	0	1	2																						
Aaron Rowand, R OBP: 0.306, SLG: 0.357 (1.8)	0-0 2B		0-3 K		0-3 K	0-0 G5-4-3 11 BB 1B		0-0 F8		4	1	2	0	0	1	2																						
Mike Lieberthal, R OBP: 0.233, SLG: 0.321 Danny Sandoval, S OBP: 0.308, SLG: 0.423 (7.6)	0-3 K		0-0 K	0-0 11 BB 39 BB 1B	0-0 K	4-0 G5-4-3 BB		0-0 F8		2	0	1	1	1	1	1																						
39 Brett Myers, R OBP: 0.333, SLG: 0.571 (6.9)			0-3 K	0-0 11 BB BB	0-0 K	0-0 G5-4-3		0-0 1B		1	0	0	0	1	1	0																						
	R: 0 E: 0 K: 2 S: 7	H: 0 LOB: 0 BB: 0 P: 7	R: 1 E: 0 K: 2 S: 9	H: 2 LOB: 1 BB: 0 P: 9	R: 0 E: 0 K: 1 S: 5	H: 0 LOB: 0 BB: 0 P: 5	R: 3 E: 0 K: 2 S: 11	H: 4 LOB: 3 BB: 2 P: 19	R: 0 E: 0 K: 2 S: 7	H: 0 LOB: 0 BB: 0 P: 7	R: 4 E: 1 K: 0 S: 7	H: 5 LOB: 1 BB: 1 P: 11	R: 0 E: 0 K: 1 S: 5	H: 0 LOB: 0 BB: 0 P: 5	R: 0 E: 0 K: 0 S: 4	H: 1 LOB: 1 BB: 0 P: 4	R: 0 E: 0 K: 0 S: 4	H: 1 LOB: 1 BB: 0 P: 4	1B: 8 2B: 2 3B: 1 HR: 1	SF: 1 SAC: 0 DP: 1 HBP: 0	WP: 0 PB: 0 SB: 0 CS: 0	PA: 38																
PITCHER	IP	WLS	BF	H	R	ER	SO	BB	IBB	HBP	BLK	WP	HR	S	P	ERA	WHIP	PITCHER		IP	WLS	BF	H	R	ER	SO	BB	IBB	HBP	BLK	WP	HR	S	P	ERA	WHIP		
Johan Santana, L ERA: 6.35	3.2		17	6	4	4	7	0	0	0	0	0	1	31	31	9.82	1.636																					
Willie Eyre, R ERA: 1.74	1.1		6	0	0	0	2	2	0	0	0	0	0	8	16	0.00	1.500																					
19 Darrell May, L ERA: 5.73	1.0	L	8	5	4	3	0	1	0	0	0	0	0	7	11	27.00	6.000																					
Henry Bonilla, R ERA:	2.0		7	1	0	0	1	0	0	0	0	0	0	9	9	0.00	0.500																					

AB	35
R	5
H	8
RBI	5
BB	4
SO	7
LOB	17



AB	34
R	8
H	12
RBI	6
BB	3
SO	10
LOB	14





Batter	1	2	3	4	5	6	7	8	9	AB	R	H	RBI	BB	SO	LOB	TOP										
Nook Logan, S (1,8) OBP: 0.291, SLG: 0.188 68 Hector Mercado, L (8,1) 70 Josh Phelps, R (9,PH) OBP: 0.595, SLG: 1.000										3	0	0	0	1	2	1	<b>Detroit Tigers @ Philadelphia Phillies</b> Bright House Networks Field, Clearwater, FL Tue Mar 21 2006, 1:05 PM EST Att: 4,480 - Cloudy - 86 F										
Ivan Rodriguez, R (1,2) OBP: 0.417, SLG: 0.667 78 Brian Peterson, R (6,2)										3	0	0	0	0	1	2											
Dmitri Young, S (1,5) OBP: 0.326, SLG: 0.833 David Espinosa, S (6,9)										3	0	1	0	0	1	0											
Carlos Pena, L (1,3) OBP: 0.288, SLG: 0.267										4	1	1	2	0	1	1											
30 Magglio Ordonez, R (1,9) OBP: 0.333, SLG: 0.529 Chris Spurling, R (6,1) 40 Stephen Young, S (7,4)										3	0	1	0	0	1	1											
20 Omar Infante, R (1,6) OBP: 0.410, SLG: 0.568										4	1	1	0	0	0	1											
Reggie Taylor, L (1,7) OBP: 0.436, SLG: 0.611										4	0	2	0	0	2	1											
Don Kelly, L (1,4) OBP: 0.311, SLG: 0.351 44 Bobby Seay, L (7,1) Luis Sabino, S (8,8)										3	0	0	0	0	0	2											
29 Nate Robertson, R (1,1) 67 Mike Hessman, R (6,5) OBP: 0.293, SLG: 0.571										1	0	0	0	1	0	1											
<b>Inning Stats</b>	R: 0 E: 0 K: 1 S: 5	H: 0 LOB: 0 BB: 0 P: 5	R: 0 E: 0 K: 0 S: 3	H: 0 LOB: 0 BB: 0 P: 3	R: 0 E: 0 K: 1 S: 6	H: 1 LOB: 2 BB: 1 P: 10	R: 0 E: 0 K: 1 S: 6	H: 1 LOB: 1 BB: 0 P: 6	R: 0 E: 0 K: 2 S: 7	H: 0 LOB: 1 BB: 0 P: 11	R: 0 E: 0 K: 0 S: 4	H: 1 LOB: 1 BB: 0 P: 4	R: 2 E: 0 K: 1 S: 7	H: 2 LOB: 0 BB: 0 P: 7	R: 2 E: 0 K: 2 S: 9	H: 2 LOB: 0 BB: 0 P: 9		1B: 1 2B: 5 3B: 0 HR: 2	SF: 0 SAC: 0 DP: 0 HBP: 0	WP: 0 PB: 0 SB: 0 CS: 0	PA: 37						
<b>PITCHER</b>	IP	WLS	BF	H	R	ER	SO	BB	IBB	HBP	BLK	WP	HR	S	P	ERA	WHIP										
Gavin Floyd, R (1,1) ERA: 2.3	5.0	W	19	2	0	0	5	2	0	0	0	0	0	27	35	0.00	0.800										
Ricardo Rodriguez, R (6,1) ERA: 5.4	1.0		4	1	0	0	2	0	0	0	0	0	0	8	8	0.00	1.000										
Arthur Rhodes, L (7,1) ERA: 1.5	1.0		4	1	0	0	0	0	0	0	0	0	0	4	4	0.00	1.000										
58 Eude Brito, L (8,1) ERA: 13.5	1.0		5	2	2	2	1	0	0	0	0	0	1	7	7	18.00	2.000										
Robinson Tejeda, R (9,1) ERA: 4.91	1.0		5	2	2	2	2	0	0	0	0	0	1	9	9	18.00	2.000										

Batter	1	2	3	4	5	6	7	8	9	AB	R	H	RBI	BB	SO	LOB	BOTTOM										
Aaron Rowand, R (1,8) OBP: 0.283, SLG: 0.326 Arthur Rhodes, L (7,1) 58 Eude Brito, L (8,1) Robinson Tejeda, R (9,1)										4	0	0	0	0	1	0	<b>Detroit Tigers @ Philadelphia Phillies</b> Bright House Networks Field, Clearwater, FL Tue Mar 21 2006, 1:05 PM EST Att: 4,480 - Cloudy - 86 F										
Abraham Nunez, S (1,5) OBP: 0.333, SLG: 0.380 Ryan Fleming, L (7,8)										3	1	2	0	0	0	0											
Bobby Abreu, L (1,9) OBP: 0.467, SLG: 0.867 Nate Johnson, R (6,9)										3	1	1	0	0	0	2											
Pat Burrell, R (1,7) OBP: 0.417, SLG: 0.586 Jake Blalock, R (6,7)										3	2	1	2	0	0	0											
6 Ryan Howard, L (1,3) OBP: 0.411, SLG: 0.880 26 Ryan Barthelemy, L (8,3)										3	1	1	1	0	1	0											
Sal Fasano, R (1,2) OBP: 0.292, SLG: 0.591 27 Chris Coste, R (7,2) OBP: 0.519, SLG: 0.920										3	1	1	0	0	1	0											
Danny Sandoval, S (1,6) OBP: 0.300, SLG: 0.433										4	1	1	2	0	1	3											
Timothy Moss, R (1,4)										3	0	0	0	1	1	2											
Gavin Floyd, R (1,1) Ricardo Rodriguez, L (6,1) Mike Costanzo, L (6,PH) (7,5)										2	0	0	0	0	2	1											
<b>Inning Stats</b>	R: 5 E: 2 K: 1 S: 11	H: 4 LOB: 1 BB: 0 P: 11	R: 2 E: 0 K: 1 S: 7	H: 2 LOB: 0 BB: 0 P: 7	R: 0 E: 0 K: 1 S: 5	H: 0 LOB: 0 BB: 0 P: 5	R: 0 E: 0 K: 1 S: 6	H: 1 LOB: 1 BB: 0 P: 6	R: 0 E: 0 K: 0 S: 2	H: 0 LOB: 0 BB: 1 P: 6	R: 0 E: 0 K: 1 S: 5	H: 0 LOB: 0 BB: 0 P: 5	R: 0 E: 0 K: 2 S: 8	H: 1 LOB: 2 BB: 0 P: 10	1B: 4 2B: 3 3B: 0 HR: 1	SF: 0 SAC: 0 DP: 1 HBP: 1		WP: 0 PB: 0 SB: 0 CS: 0	PA: 36								
<b>PITCHER</b>	IP	WLS	BF	H	R	ER	SO	BB	IBB	HBP	BLK	WP	HR	S	P	ERA	WHIP										
29 Nate Robertson, L (1,1) ERA: 4.24	5.0	L	25	7	7	2	5	7	7	0	0	0	0	1	35	3.60	1.400										
Chris Spurling, R (6,1) ERA: 3.12	1.0		3	0	0	0	0	1	0	0	0	0	0	2	6	0.00	1.000										
44 Bobby Seay, L (7,1) ERA: 2.0	1.0		3	0	0	0	1	0	0	0	0	0	0	5	5	0.00	0.000										
68 Hector Mercado, L (8,1) ERA: 5.14	1.0		5	1	0	0	2	0	0	1	0	0	0	8	10	0.00	1.000										





Batter	1	2	3	4	5	6	7	8	9	AB	R	H	RBI	BB	SO	LOB	TOP			
11 Jimmy Rollins, S OBP: 0.340, SLG: 0.386 Juan Sosa, R (7, 6)										3	1	1	0	0	0	2				
8 Shane Victorino, S OBP: 0.324, SLG: 0.452										5	1	3	1	0	1	2				
Chris Roberson, S OBP: 0.341, SLG: 0.526										3	0	0	0	2	2	3				
26 Chase Utley, L OBP: 0.278, SLG: 0.833 Bryan Hansen, L OBP: 1.000, SLG: 1.000										4	1	1	2	0	2	3				
Alex Gonzalez, R OBP: 0.351, SLG: 0.559 Joey Hammond, R (8, PR)										4	0	2	0	0	1	2				
Tomas Perez, S OBP: 0.287, SLG: 0.333 Julio Santana, R										4	0	0	0	0	0	2				
25 Marc Tugwell, R OBP: 0.333, SLG: 0.667 Aquilino Lopez, R										0	0	0	0	0	0	0				
Mike Lieberthal, R OBP: 0.242, SLG: 0.323 74 Dusty Wathan, R OBP: 0.250, SLG: 0.500										3	0	1	0	0	1	0				
Jeff Inglin, R OBP: 0.333, SLG: 0.667 Aaron Fultz, L										3	0	1	0	0	0	0				
Brennan King, R										0	0	0	0	0	0	0				
Cory Lidle, R										1	0	0	0	0	0	2				
Greg Golson, R OBP: 0.500, SLG: 0.500										2	1	1	0	0	0	0				
<b>Inning Stats</b>	R: 2 E: 0 K: 1 S: 7	H: 2 LOB: 0 BB: 0 P: 7	R: 0 E: 0 K: 1 S: 7	H: 2 LOB: 2 BB: 0 P: 7	R: 0 E: 0 K: 2 S: 9	H: 2 LOB: 2 BB: 0 P: 9	R: 0 E: 0 K: 0 S: 3	H: 0 LOB: 0 BB: 1 P: 3	R: 0 E: 0 K: 1 S: 6	H: 0 LOB: 2 BB: 0 P: 5	R: 0 E: 1 K: 2 S: 8	H: 1 LOB: 1 BB: 0 P: 8	R: 1 E: 0 K: 2 S: 9	H: 2 LOB: 2 BB: 0 P: 10	R: 2 E: 1 K: 0 S: 5	H: 2 LOB: 2 BB: 2 P: 13	1B: 7 2B: 2 3B: 2 HR: 1	SF: 0 SAC: 1 DP: 0 HBP: 0	WP: 0 PB: 0 SB: 2 CS: 1	PA: 42
<b>PITCHER</b>	IP WLS BF H R ER SO BB IBB HBP BLK WP HR S P ERA WHIP																			
57 Zach Duke, L ERA: 5.92	5.0 L 23 7 2 2 5 1 0 0 0 0 0 1 32 36 3.60 1.600																			
71 C.J. Nitkowski, L ERA: 5.06	2.0 7 1 0 0 3 0 0 0 0 0 0 0 13 13 0.00 0.500																			
68 Scott Strickland, R ERA: 5.59	1.0 5 2 1 1 2 0 0 0 0 0 0 0 9 10 9.00 2.000																			
34 John Grabow, L ERA: 6.23	1.0 7 2 2 2 1 0 2 0 0 0 0 0 5 13 9.00 4.000																			

Philadelphia Phillies @ Pittsburgh Pirates  
 Tue Mar 21 2006, 1:05 PM EST  
 Attn: 4,768 - Sunny - 80 F

AB	38
R	5
H	12
RBI	5
BB	3
SO	10
LOB	22



Batter	1	2	3	4	5	6	7	8	9	AB	R	H	RBI	BB	SO	LOB	BOTTOM			
6 Chris Duffy, L OBP: 0.250, SLG: 0.233										5	1	1	0	0	1	2				
2 Jack Wilson, R OBP: 0.385, SLG: 0.375 13 J.J. Furmaniak, R OBP: 0.345, SLG: 0.478										3	0	2	0	0	0	0				
Sean Casey, L OBP: 0.407, SLG: 0.480 Craig Wilson, R OBP: 0.356, SLG: 0.487										3	0	0	0	0	0	3				
Jason Bay, R OBP: 0.500, SLG: 0.875 68 Scott Strickland, R OBP: 0.412, SLG: 0.500										2	0	1	0	1	1	0				
Jeromy Burnitz, L OBP: 0.318, SLG: 0.727 19 José Bautista, R OBP: 0.467, SLG: 0.763 34 John Grabow, L										2	0	0	0	0	2	3				
Joe Randa, R OBP: 0.385, SLG: 0.792 José Hernández, R OBP: 0.303, SLG: 0.323										2	0	0	0	0	1	1				
Jose Castillo, R OBP: 0.529, SLG: 0.767 26 Ronny Paulino, R OBP: 0.750, SLG: 0.500										2	0	1	0	0	1	0				
11 Humberto Cota, R OBP: 0.321, SLG: 0.318 71 C.J. Nitkowski, L										2	0	0	0	0	0	1				
65 Ray Sadler, R OBP: 0.432, SLG: 0.667										2	0	1	0	0	0	1				
57 Zach Duke, L										1	0	0	0	0	0	0				
Jody Gerut, L OBP: 0.406, SLG: 0.333 13 Nate McLouth, L OBP: 0.444, SLG: 0.590										3	0	0	0	0	0	2				
<b>Inning Stats</b>	R: 0 E: 1 K: 1 S: 5	H: 0 LOB: 0 BB: 0 P: 5	R: 0 E: 0 K: 1 S: 6	H: 1 LOB: 0 BB: 0 P: 6	R: 0 E: 0 K: 1 S: 5	H: 0 LOB: 0 BB: 0 P: 5	R: 0 E: 0 K: 1 S: 6	H: 1 LOB: 2 BB: 1 P: 10	R: 0 E: 0 K: 0 S: 4	H: 1 LOB: 1 BB: 0 P: 4	R: 1 E: 0 K: 1 S: 7	H: 2 LOB: 1 BB: 0 P: 7	R: 1 E: 0 K: 0 S: 6	H: 3 LOB: 2 BB: 0 P: 6	R: 0 E: 0 K: 0 S: 4	H: 1 LOB: 2 BB: 1 P: 8	1B: 9 2B: 0 3B: 0 HR: 1	SF: 0 SAC: 0 DP: 1 HBP: 0	WP: 1 PB: 0 SB: 0 CS: 1	PA: 38
<b>PITCHER</b>	IP WLS BF H R ER SO BB IBB HBP BLK WP HR S P ERA WHIP																			
Cory Lidle, R ERA: 4.09	5.0 W 18 3 1 1 1 0 0 0 0 0 0 1 11 11 4.50 1.500																			
Aaron Fultz, L ERA: 7.15	2.0 H 9 3 1 1 1 0 0 0 0 0 0 1 11 11 4.50 1.500																			
Julio Santana, R ERA: 4.66	1.0 H 6 3 1 1 0 0 0 0 0 0 0 0 6 6 9.00 3.000																			
Aquilino Lopez, R ERA: 3.38	1.0 S 5 1 0 0 0 0 0 0 0 0 0 0 4 8 0.00 2.000																			

Philadelphia Phillies @ Pittsburgh Pirates  
 Tue Mar 21 2006, 1:05 PM EST  
 Attn: 4,768 - Sunny - 80 F

AB	35
R	2
H	10
RBI	2
BB	2
SO	6
LOB	17





Batter	1	2	3	4	5	6	7	8	9	10	AB	R	H	RBI	BB	SO	LOB	TOP			
8 Shane Victorino, S OBP: 0.301, SLG: 0.418	L8		P6		G4-3		K		G4-3		5	0	0	0	0	1	3				
Chris Roberson, S OBP: 0.370, SLG: 0.535				G1-3		26 1B	K			27 1B	5	1	3	0	0	1	0				
Bobby Abreu, L OBP: 0.444, SLG: 0.765 Geoff Geary, R						F8				P4	2	0	0	0	1	1	2				
27 Chris Coste, R OBP: 0.463, SLG: 0.852					BB						2	0	0	0	0	0	0				
26 Chase Utley, L OBP: 0.373, SLG: 0.727 Brennan King, R				G1-3		L9				G1-3	4	1	1	0	0	0	1				
Alex Gonzalez, R 45 Tom Gordon, R 85 Matt Squires, L						F8					4	1	2	1	0	1	1				
6 Ryan Howard, L OBP: 0.417, SLG: 0.907 Timothy Moss, R											4	1	2	3	0	0	1				
Tomas Perez, S OBP: 0.211, SLG: 0.263				G3		L6				G6-3	4	0	0	0	0	0	1				
Sal Fasano, R Yoel Hernandez, R											2	0	1	0	1	1	0				
Danny Sandoval, S OBP: 0.290, SLG: 0.419											0	0	0	0	0	0	0				
Ryan Franklin, R OBP: 0.500, SLG: 1.000 Jake Blalock, R											1	0	0	0	0	0	1				
<b>Inning Stats</b>	R: 0 E: 0 K: 1 S: 5	H: 1 LOB: 0 BB: 0 P: 5	R: 0 E: 0 K: 0 S: 3	H: 1 LOB: 0 BB: 0 P: 3	R: 0 E: 0 K: 0 S: 4	H: 1 LOB: 1 BB: 0 P: 4	R: 0 E: 0 K: 0 S: 3	H: 0 LOB: 1 BB: 1 P: 7	R: 0 E: 0 K: 0 S: 5	H: 1 LOB: 2 BB: 1 P: 8	R: 4 E: 0 K: 1 S: 9	H: 4 LOB: 0 BB: 0 P: 9	R: 0 E: 0 K: 2 S: 7	H: 0 LOB: 0 BB: 0 P: 7	R: 0 E: 0 K: 0 S: 3	H: 0 LOB: 0 BB: 0 P: 3	R: 0 E: 0 K: 0 S: 5	H: 1 LOB: 1 BB: 0 P: 5	1B: 8 2B: 0 3B: 0 HR: 1	SF: 0 SAC: 1 DP: 1 HBP: 0	WP: 0 PA: 39 PB: 0 SB: 1 CS: 1
<b>PITCHER</b>	IP WLS BF H R ER SO BB IBB HBP BLK WP HR S P ERA WHIP	IP WLS BF H R ER SO BB IBB HBP BLK WP HR S P ERA WHIP	IP WLS BF H R ER SO BB IBB HBP BLK WP HR S P ERA WHIP	IP WLS BF H R ER SO BB IBB HBP BLK WP HR S P ERA WHIP	IP WLS BF H R ER SO BB IBB HBP BLK WP HR S P ERA WHIP	IP WLS BF H R ER SO BB IBB HBP BLK WP HR S P ERA WHIP	IP WLS BF H R ER SO BB IBB HBP BLK WP HR S P ERA WHIP	IP WLS BF H R ER SO BB IBB HBP BLK WP HR S P ERA WHIP	IP WLS BF H R ER SO BB IBB HBP BLK WP HR S P ERA WHIP	IP WLS BF H R ER SO BB IBB HBP BLK WP HR S P ERA WHIP	IP WLS BF H R ER SO BB IBB HBP BLK WP HR S P ERA WHIP	IP WLS BF H R ER SO BB IBB HBP BLK WP HR S P ERA WHIP	IP WLS BF H R ER SO BB IBB HBP BLK WP HR S P ERA WHIP	IP WLS BF H R ER SO BB IBB HBP BLK WP HR S P ERA WHIP	IP WLS BF H R ER SO BB IBB HBP BLK WP HR S P ERA WHIP	IP WLS BF H R ER SO BB IBB HBP BLK WP HR S P ERA WHIP	IP WLS BF H R ER SO BB IBB HBP BLK WP HR S P ERA WHIP	IP WLS BF H R ER SO BB IBB HBP BLK WP HR S P ERA WHIP	IP WLS BF H R ER SO BB IBB HBP BLK WP HR S P ERA WHIP	IP WLS BF H R ER SO BB IBB HBP BLK WP HR S P ERA WHIP	
26 Kyle Davies, R ERA: 0.64	3.0	13	4	4	4	5	0	0	0	0	0	1	23	23	12.00	1.333					
Jorge Sosa, R ERA: 7.2	1.0	3	0	0	0	0	0	0	0	0	0	0	3	3	0.00	0.000					
Brian O'Connor, L ERA: 4.5	1.0	4	1	0	0	0	0	0	0	0	0	0	5	5	0.00	1.000					
Glenn Tucker, R ERA: 10.8																					

Philadelphia Phillies @ Atlanta Braves  
Cracker Jack Stadium, Lake Buena Vista, FL  
Wed Mar 22 2006, 1:05 PM EST  
Att. 9,656 - Cloudy - 83 F

AB 36  
R 4  
H 9  
RBI 4  
BB 2  
SO 6  
LOB 11



Batter	1	2	3	4	5	6	7	8	9	10	AB	R	H	RBI	BB	SO	LOB	BOTTOM					
Marcus Giles, R OBP: 0.188, SLG: 0.071 Jorge Sosa, R	K										2	0	0	0	1	1	1						
Brian O'Connor, L 66 Jarrod Saltalamacchia, R Glenn Tucker, S											0	0	0	0	1	0	0						
11 Edgar Renteria, R OBP: 0.405, SLG: 0.676 Tony Pena Jr, R OBP: 0.317, SLG: 0.368											1	0	0	0	1	0	0						
10 Chipper Jones, S OBP: 0.364, SLG: 0.300 64 Cesar Crespo, S OBP: 0.163, SLG: 0.143											3	0	1	0	0	0	2						
10 Chipper Jones, S OBP: 0.364, SLG: 0.300 64 Cesar Crespo, S OBP: 0.163, SLG: 0.143											3	0	1	0	0	0	1						
Andrew Jones, R OBP: 0.417, SLG: 0.619 57 Michael Ryan, L OBP: 0.295, SLG: 0.450											3	1	1	1	0	2	2						
Adam LaRoche, L 76 J.J. Jurries, R OBP: 0.475, SLG: 0.706											2	0	0	0	0	2	1						
7 Jeff Francoeur, R OBP: 0.638, SLG: 1.500 4 Pete Orr, L OBP: 0.154, SLG: 0.205											2	1	1	1	0	0	0						
16 Brian McCann, L OBP: 0.265, SLG: 0.250 Todd Pratt, R OBP: 0.300, SLG: 0.321											2	0	1	0	0	0	0						
Ryan Langerhans, L OBP: 0.419, SLG: 0.457 58 David Kelton, R OBP: 0.250, SLG: 0.256											3	1	1	0	0	1	1						
26 Kyle Davies, R OBP: 0.500, SLG: 0.500 23 Matt Diaz, R OBP: 0.380, SLG: 0.604											1	0	0	0	0	0	0						
<b>Inning Stats</b>	R: 0 E: 0 K: 2 S: 7	H: 0 LOB: 1 BB: 1 P: 11	R: 0 E: 0 K: 1 S: 5	H: 0 LOB: 0 BB: 0 P: 5	R: 0 E: 0 K: 1 S: 5	H: 0 LOB: 0 BB: 1 P: 9	R: 1 E: 0 K: 0 S: 4	H: 1 LOB: 0 BB: 0 P: 4	R: 1 E: 0 K: 0 S: 5	H: 2 LOB: 1 BB: 0 P: 5	R: 0 E: 0 K: 1 S: 7	H: 2 LOB: 2 BB: 0 P: 7	R: 2 E: 0 K: 0 S: 5	H: 2 LOB: 2 BB: 2 P: 14	R: 0 E: 0 K: 1 S: 5	H: 0 LOB: 0 BB: 0 P: 5	R: 0 E: 0 K: 0 S: 3	H: 0 LOB: 0 BB: 0 P: 3	R: 0 E: 0 K: 2 S: 8	H: 1 LOB: 1 BB: 0 P: 8	1B: 5 2B: 1 3B: 0 HR: 2	SF: 1 SAC: 1 DP: 0 HBP: 0	WP: 1 PA: 42 PB: 0 SB: 0 CS: 0
<b>PITCHER</b>	IP WLS BF H R ER SO BB IBB HBP BLK WP HR S P ERA WHIP	IP WLS BF H R ER SO BB IBB HBP BLK WP HR S P ERA WHIP	IP WLS BF H R ER SO BB IBB HBP BLK WP HR S P ERA WHIP	IP WLS BF H R ER SO BB IBB HBP BLK WP HR S P ERA WHIP	IP WLS BF H R ER SO BB IBB HBP BLK WP HR S P ERA WHIP	IP WLS BF H R ER SO BB IBB HBP BLK WP HR S P ERA WHIP	IP WLS BF H R ER SO BB IBB HBP BLK WP HR S P ERA WHIP	IP WLS BF H R ER SO BB IBB HBP BLK WP HR S P ERA WHIP	IP WLS BF H R ER SO BB IBB HBP BLK WP HR S P ERA WHIP	IP WLS BF H R ER SO BB IBB HBP BLK WP HR S P ERA WHIP	IP WLS BF H R ER SO BB IBB HBP BLK WP HR S P ERA WHIP	IP WLS BF H R ER SO BB IBB HBP BLK WP HR S P ERA WHIP	IP WLS BF H R ER SO BB IBB HBP BLK WP HR S P ERA WHIP	IP WLS BF H R ER SO BB IBB HBP BLK WP HR S P ERA WHIP	IP WLS BF H R ER SO BB IBB HBP BLK WP HR S P ERA WHIP	IP WLS BF H R ER SO BB IBB HBP BLK WP HR S P ERA WHIP	IP WLS BF H R ER SO BB IBB HBP BLK WP HR S P ERA WHIP	IP WLS BF H R ER SO BB IBB HBP BLK WP HR S P ERA WHIP	IP WLS BF H R ER SO BB IBB HBP BLK WP HR S P ERA WHIP	IP WLS BF H R ER SO BB IBB HBP BLK WP HR S P ERA WHIP			
Ryan Franklin, R ERA: 3.57	1.0	5	2	0	0	1	0	0	0	0	0	0	7	7	0.00	2.000							
Geoff Geary, R ERA: 1.64	1.0	7	2	2	2	0	2	0	0	0	1	0	5	14	18.00	4.000							
Yoel Hernandez, R ERA: 6.75	1.0	3	0	0	0	1	0	0	0	0	0	0	5	5	0.00	0.000							
45 Tom Gordon, R ERA: 6.0	2.0	7	1	0	0	2	0	0	0	0	0	0	11	11	0.00	0.500							
85 Matt Squires, L ERA:																							

Philadelphia Phillies @ Atlanta Braves  
Cracker Jack Stadium, Lake Buena Vista, FL  
Wed Mar 22 2006, 1:05 PM EST  
Att. 9,656 - Cloudy - 83 F

AB 35  
R 4  
H 8  
RBI 4  
BB 4  
SO 8  
LOB 14













Batter	1	2	3	4	5	6	7	8	9	AB	R	H	RBI	BB	SO	LOB	TOP					
11 Jimmy Rollins, S OBP: 0.345, SLG: 0.436 Danny Sandoval, S OBP: 0.324, SLG: 0.417	G4-3		K				G4-3	G4-3	G4-3	3	1	1	1	0	1	0	Philadelphia Phillies @ Pittsburgh Pirates McKechnie Field, Bradenton, FL Sat Mar 25 2006, 1:05 PM EST Att: 5,943 - Sunny - 63 F					
Aaron Rowand, R OBP: 0.328, SLG: 0.429 Robinson Tejeda, R Aquilino Lopez, R Joe Thurston, L OBP: 0.364, SLG: 0.389	F9		F9				G6-3		K	4	0	2	0	0	0	1						
Bobby Abreu, L OBP: 0.458, SLG: 0.818 Chris Roberson, S OBP: 0.358, SLG: 0.479	G4-3		HR				G6-3		1B	2	1	1	1	1	0	1						
26 Chase Utley, L OBP: 0.294, SLG: 0.677 Abraham Nunez, S OBP: 0.346, SLG: 0.368	G4-3		F7				K		1B	3	0	0	0	0	1	2						
6 Ryan Howard, L OBP: 0.420, SLG: 0.889 64 Shawn Garrett, S OBP: 0.265, SLG: 0.438	F9		K				1B		G4-6-3	3	0	1	0	0	1	2						
Alex Gonzalez, R OBP: 0.333, SLG: 0.489 27 Chris Coste, R OBP: 0.515, SLG: 0.871	G6-3		G5-3				L5		G6-3	3	0	0	0	0	0	1						
Tomas Perez, S OBP: 0.160, SLG: 0.200	K		K				K		G3	4	0	0	0	0	3	1						
Sal Fasano, R OBP: 0.333, SLG: 0.556 60 Peter Bergeron, L OBP: 0.500, SLG: 0.458	1B		G5-3				F7		G4-3	3	0	1	0	0	0	0						
39 Brett Myers, R 8 Shane Victorino, S OBP: 0.296, SLG: 0.432	G6-3		G6-3				G4-3		E6	2	0	0	0	0	0	1						
Inning Stats	R: 0 E: 0 K: 0 S: 4	H: 1 LOB: 2 BB: 1 P: 8	R: 0 E: 0 K: 1 S: 6	H: 1 LOB: 1 BB: 0 P: 6	R: 1 E: 0 K: 1 S: 6	H: 1 LOB: 0 BB: 0 P: 6	R: 0 E: 0 K: 2 S: 7	H: 0 LOB: 0 BB: 0 P: 7	R: 1 E: 0 K: 0 S: 5	H: 2 LOB: 1 BB: 0 P: 5	R: 0 E: 0 K: 2 S: 8	H: 1 LOB: 1 BB: 0 P: 8	R: 0 E: 1 K: 0 S: 4	H: 0 LOB: 1 BB: 0 P: 4	R: 1 E: 0 K: 0 S: 3	H: 1 LOB: 0 BB: 1 P: 7		R: 0 E: 0 K: 1 S: 6	H: 1 LOB: 2 BB: 1 P: 10	1B: 5 2B: 1 3B: 0 HR: 2	SF: 0 SAC: 0 DP: 1 HBP: 0	WP: 0 PB: 0 SB: 0 CS: 0
PITCHER	IP	WLS	BF	H	R	ER	SO	BB	IBB	HBP	BLK	WP	HR	S	P	ERA	WHIP					
Victor Santos, R ERA: 5.02	(1, 1)	4.2	19	4	2	2	4	1	0	0	0	0	0	2	26	30	3.86	1.071				
74 Giovanni Carrara, R ERA: 6.0	(5, 1)	0.0	1	1	0	0	0	0	0	0	0	0	0	0	1	1	∞	∞				
71 C.J. Nitkowski, L ERA: 4.05	(5, 1)	0.1	W	1	0	0	0	0	0	0	0	0	0	0	1	1	0.00	0.000				
24 Brandon Duckworth, R ERA: 2.08	(6, 1)	4.0	S	17	3	1	1	3	2	0	0	0	0	0	21	29	2.25	1.250				

Batter	1	2	3	4	5	6	7	8	9	AB	R	H	RBI	BB	SO	LOB	BOTTOM					
6 Chris Duffy, L OBP: 0.286, SLG: 0.308	K		K				FC5			5	3	2	0	0	2	2	Philadelphia Phillies @ Pittsburgh Pirates McKechnie Field, Bradenton, FL Sat Mar 25 2006, 1:05 PM EST Att: 5,943 - Sunny - 63 F					
12 Freddy Sanchez, R OBP: 0.359, SLG: 0.441 José Hernández, R OBP: 0.308, SLG: 0.351	K		1B				1B		2B	3	1	2	0	0	1	0						
Sean Casey, L OBP: 0.452, SLG: 0.533 24 Brandon Duckworth, R	1B		1B				E7		SH1-4	3	0	3	1	0	0	0						
Jason Bay, R OBP: 0.423, SLG: 0.667 Jody Gerut, L OBP: 0.462, SLG: 0.406	K		F8				K		IBB	3	0	0	0	0	2	4						
Jeromy Burnitz, L OBP: 0.269, SLG: 0.615 13 Nate McLouth, L OBP: 0.420, SLG: 0.628	K		G5-3				F7		SF8	0	0	0	1	0	0	0						
Joe Randa, R OBP: 0.313, SLG: 0.633 53 Mike Edwards, R OBP: 0.368, SLG: 0.438	G5-3		F8				F9		K	3	0	0	0	0	0	0						
19 José Bautista, R OBP: 0.431, SLG: 0.740 13 J.J. Furmaniak, R OBP: 0.333, SLG: 0.481	HR		F9				K		K	3	1	1	1	0	1	0						
41 Ryan Doumit, S OBP: 0.359, SLG: 0.545	F9		G3				G3		L4	4	1	1	0	0	0	0						
Victor Santos, R 74 Giovanni Carrara, R 71 C.J. Nitkowski, L Vic Buttler, L Craig Wilson, R OBP: 0.373, SLG: 0.452	K		K				K		2B	1	0	0	0	0	0	0						
Inning Stats	R: 0 E: 0 K: 3 S: 10	H: 1 LOB: 1 BB: 0 P: 10	R: 1 E: 0 K: 1 S: 6	H: 1 LOB: 0 BB: 0 P: 6	R: 0 E: 0 K: 2 S: 9	H: 2 LOB: 2 BB: 0 P: 9	R: 0 E: 0 K: 0 S: 3	H: 0 LOB: 0 BB: 0 P: 3	R: 2 E: 1 K: 2 S: 10	H: 3 LOB: 1 BB: 0 P: 10	R: 0 E: 0 K: 1 S: 5	H: 0 LOB: 0 BB: 0 P: 5	R: 3 E: 1 K: 1 S: 8	H: 2 LOB: 2 BB: 2 P: 16	R: 2 E: 0 K: 2 S: 9	H: 2 LOB: 1 BB: 1 P: 13		1B: 7 2B: 3 3B: 0 HR: 1	SF: 1 SAC: 1 DP: 0 HBP: 0	WP: 0 PB: 0 SB: 0 CS: 0	PA: 39	
PITCHER	IP	WLS	BF	H	R	ER	SO	BB	IBB	HBP	BLK	WP	HR	S	P	ERA	WHIP					
39 Brett Myers, R ERA: 4.08	(1, 1)	6.0	L	25	7	3	2	9	0	0	0	0	0	14	43	43	3.00	1.167				
Robinson Tejeda, R ERA: 7.11	(7, 1)	1.2	13	4	5	3	2	2	1	0	0	0	0	3	3	0.00	0.000					
Aquilino Lopez, R ERA: 5.79	(8, 1)	0.1	1	0	0	0	1	0	0	0	0	0	0	0	0	0.00	0.000					



Batter	1	2	3	4	5	6	7	8	9	AB	R	H	RBI	BB	SO	LOB	TOP			
Adam Stern, L (1.8) OBP: 0.375, SLG: 0.667 59 Trent Durrington, R (7.4) OBP: 0.269, SLG: 0.227										4	0	2	0	0	1	0	<b>Boston Red Sox @ Philadelphia Phillies</b> Bright House Networks Field, Clearwater, FL Sun Mar 26 2006, 1:05 PM EST Att: 9,893 - Sunny - 65 F			
Tony Graffanino, R (1.4) OBP: 0.280, SLG: 0.324 Rudy Seanez, R (7.1) 56 Craig Hansen, R (8.1)										4	1	1	1	0	1	2				
Jason Varitek, S (1.2) OBP: 0.125, SLG: 0.125 Mathew Kent, L (8.2)										4	0	1	0	0	1	2				
25 Mike Lowell, R (1.5) OBP: 0.362, SLG: 0.390 18 Scott White, R (8.5)										4	0	1	0	0	0	0				
20 Kevin Youkilis, R (1.3) OBP: 0.318, SLG: 0.526 Hee-Seop Choi, L (5.3) OBP: 0.100, SLG: 0.100										2	1	0	0	1	1	2				
Wily Mo Peña, R (1.9) OBP: 0.438, SLG: 0.643 36 Chris Turner, R (8.9)										4	1	2	0	0	0	0				
Dustan Mohr, R (1.7) OBP: 0.425, SLG: 0.657										4	0	1	1	0	2	1				
13 Alex Cora, L (1.6) OBP: 0.167, SLG: 0.389										4	0	0	1	0	0	2				
19 Josh Beckett, R (1.1) 2 Willie Harris, L (7, PH) OBP: 0.211, SLG: 0.171										2	0	0	0	0	1	1				
										2	0	0	0	0	0	0				
<b>Inning Stats</b>	R: 1 E: 0 K: 1 S: 10	H: 1 LOB: 0 BB: 0 P: 15	R: 0 E: 0 K: 1 S: 11	H: 1 LOB: 1 BB: 0 P: 15	R: 0 E: 0 K: 2 S: 14	H: 1 LOB: 1 BB: 0 P: 18	R: 2 E: 0 K: 1 S: 9	H: 2 LOB: 1 BB: 1 P: 20	R: 0 E: 0 K: 1 S: 7	H: 0 LOB: 0 BB: 0 P: 5	R: 0 E: 0 K: 0 S: 4	H: 1 LOB: 1 BB: 0 P: 4	R: 0 E: 0 K: 0 S: 3	H: 0 LOB: 0 BB: 0 P: 3	R: 0 E: 0 K: 0 S: 3	H: 0 LOB: 0 BB: 0 P: 3	1B: 4 2B: 3 3B: 0 HR: 1	SF: 0 SAC: 0 DP: 0 HBP: 0	WP: 0 PB: 0 SB: 1 CS: 0	PA: 36
<b>PITCHER</b>	IP WLS BF H R ER SO BB IBB HBP BLK WP HR S P ERA WHIP																			
Cory Lidle, R (1.1) ERA: 4.6	4.2 L 22 7 3 3 5 1 0 0 0 0 0 1 48 72 5.79 1.714																			
Aaron Fultz, L (5.1) ERA: 6.39	0.1 1 0 0 0 1 0 0 0 0 0 0 0 3 5 0.00 0.000																			
Rheal Cormier, L (6.1) ERA: 3.52	1.0 3 0 0 0 1 0 0 0 0 0 0 0 5 5 0.00 0.000																			
Chris Booker, R (7.1) ERA: 18.0	1.0 4 1 0 0 0 0 0 0 0 0 0 0 4 4 0.00 1.000																			
58 Eude Brito, L (8.1) ERA: 9.45	2.0 6 0 0 0 0 0 0 0 0 0 0 0 6 6 0.00 0.000																			

Batter	1	2	3	4	5	6	7	8	9	AB	R	H	RBI	BB	SO	LOB	BOTTOM					
11 Jimmy Rollins, S (1.6) OBP: 0.361, SLG: 0.439 Tomas Perez, S (6.6) OBP: 0.154, SLG: 0.192										2	0	1	1	1	0	0	<b>Boston Red Sox @ Philadelphia Phillies</b> Bright House Networks Field, Clearwater, FL Sun Mar 26 2006, 1:05 PM EST Att: 9,893 - Sunny - 65 F					
Aaron Rowand, R (1.8) OBP: 0.338, SLG: 0.424 58 Eude Brito, L (8.1)										3	0	1	0	1	0	1						
Bobby Abreu, L (1.9) OBP: 0.444, SLG: 0.750 Danny Sandoval, S (7.4) OBP: 0.342, SLG: 0.417										2	0	0	0	1	0	2						
26 Chase Utley, L (1.4) OBP: 0.297, SLG: 0.676 Chris Booker, R (7.1) Alex Gonzalez, R (8.3) OBP: 0.327, SLG: 0.478										3	1	1	0	0	1	1						
6 Ryan Howard, L (1.3) OBP: 0.403, SLG: 0.848 Chris Roberson, S (8.9) OBP: 0.352, SLG: 0.469										3	0	0	0	0	2	1						
Pat Burrell, R (1.7) OBP: 0.425, SLG: 0.576										4	0	2	1	0	1	0						
Abraham Nunez, S (1.5) OBP: 0.329, SLG: 0.344										4	0	0	0	0	0	2						
27 Chris Coste, R (1.2) OBP: 0.500, SLG: 0.853 Sal Fasano, R (8.2) OBP: 0.323, SLG: 0.536										3	1	1	0	0	1	0						
Cory Lidle, R (1.1) Aron Fultz, L (5.1) Mike Costanzo, L (5.9) Rheal Cormier, L (8.1) 8 Shane Victorino, S (7.9) OBP: 0.326, SLG: 0.432										0	0	0	0	0	0	0						
										0	0	0	0	0	0	0						
<b>Inning Stats</b>	R: 0 E: 0 K: 0 S: 10	H: 0 LOB: 1 BB: 1 P: 19	R: 0 E: 0 K: 2 S: 8	H: 0 LOB: 0 BB: 0 P: 13	R: 1 E: 0 K: 0 S: 9	H: 2 LOB: 1 BB: 1 P: 18	R: 0 E: 0 K: 2 S: 8	H: 1 LOB: 1 BB: 0 P: 8	R: 0 E: 0 K: 2 S: 7	H: 1 LOB: 2 BB: 1 P: 12	R: 1 E: 0 K: 0 S: 5	H: 2 LOB: 1 BB: 0 P: 5	R: 0 E: 1 K: 1 S: 5	H: 0 LOB: 1 BB: 0 P: 6	R: 0 E: 0 K: 0 S: 2	H: 0 LOB: 0 BB: 1 P: 6	R: 0 E: 0 K: 0 S: 3	H: 0 LOB: 0 BB: 0 P: 3	1B: 4 2B: 2 3B: 0 HR: 0	SF: 0 SAC: 1 DP: 2 HBP: 1	WP: 0 PB: 0 SB: 1 CS: 0	PA: 35
<b>PITCHER</b>	IP WLS BF H R ER SO BB IBB HBP BLK WP HR S P ERA WHIP																					
19 Josh Beckett, R (1.1) ERA: 5.14	6.0 W 25 6 2 2 6 3 0 0 0 0 0 0 47 75 3.00 1.500																					
Rudy Seanez, R (7.1) ERA: 7.2	1.0 H 4 0 0 0 1 0 0 1 0 0 0 0 5 6 0.00 0.000																					
56 Craig Hansen, R (8.1) ERA:	2.0 S 6 0 0 0 0 1 0 0 0 0 0 0 5 9 0.00 0.500																					





Batter	1	2	3	4	5	6	7	8	9	AB	R	H	RBI	BB	SO	LOB	TOP										
15 Ramón Vázquez, L OBP: 0.258, SLG: 0.305 (1, 6)										4	0	0	0	0	1	0	<b>Cleveland Indians @ Philadelphia Phillies</b> Bright House Networks Field, Clearwater, FL Mon Mar 27 2006, 1:05 PM EST Att: 7,492 - Sunny - 70 F										
Jason Michaels, R OBP: 0.398, SLG: 0.469 Eduardo Perez, R OBP: 0.308, SLG: 0.375 (1, 7)										2	0	0	0	1	0	0											
48 Travis Hafner, L OBP: 0.459, SLG: 0.911 Fernando Cabrera, R OBP: 0.378, SLG: 0.559 (1, 3)										3	0	0	0	0	0	1											
41 Victor Martínez, S OBP: 0.316, SLG: 0.412 (1, 2)										3	0	0	0	0	0	1											
Todd Hollandsworth, L OBP: 0.240, SLG: 0.292 (1, 8)										3	0	1	0	0	1	0											
Ronnie Belliard, R OBP: 0.550, SLG: 1.105 (1, 4)										3	0	0	0	0	0	1											
Aaron Boone, R OBP: 0.419, SLG: 0.762 32 Danny Graves, R (8, 1)										3	1	2	1	0	0	0											
Jason Dubois, R OBP: 0.545, SLG: 0.682 (7, 7)										3	0	1	0	0	1	0											
Paul Byrd, R (1, 1)										2	0	0	0	0	0	1											
Ben Broussard, L OBP: 0.283, SLG: 0.292 (7, 3)										1	0	0	0	0	0	0											
<b>Inning Stats</b>	R: 0 E: 0 K: 1 S: 5	H: 0 LOB: 0 BB: 0 P: 5	R: 0 E: 0 K: 0 S: 3	H: 0 LOB: 0 BB: 0 P: 3	R: 1 E: 0 K: 0 S: 4	H: 2 LOB: 0 BB: 0 P: 4	R: 0 E: 0 K: 0 S: 3	H: 0 LOB: 0 BB: 0 P: 3	R: 0 E: 0 K: 0 S: 3	H: 0 LOB: 0 BB: 0 P: 5	R: 0 E: 0 K: 0 S: 2	H: 0 LOB: 0 BB: 1 P: 6	R: 0 E: 0 K: 1 S: 5	H: 0 LOB: 0 BB: 0 P: 5	R: 0 E: 0 K: 1 S: 5	H: 0 LOB: 0 BB: 0 P: 5	1B: 3 2B: 0 3B: 0 HR: 1	SF: 0 SAC: 0 DP: 2 HBP: 0	WP: 0 PB: 0 CS: 2	PA: 29							
<b>PITCHER</b>	IP	WLS	BF	H	R	ER	SO	BB	IBB	HBP	BLK	WP	HR	S	P	ERA	WHIP										
Gavin Floyd, R ERA: 2.08 (1, 1)	6.0	W	19	4	1	1	1	0	0	0	0	0	1	21	23	1.50	0.667										
Julio Santana, R ERA: 3.55 (7, 1)	1.0	H	3	0	0	0	0	1	0	0	0	0	0	2	6	0.00	1.000										
Geoff Geary, R ERA: 1.29 (8, 1)	1.0		3	0	0	0	1	0	0	0	0	0	0	5	5	0.00	0.000										
45 Tom Gordon, R ERA: 3.6 (9, 1)	1.0		3	0	0	0	1	0	0	0	0	0	0	5	5	0.00	0.000										

Batter	1	2	3	4	5	6	7	8	9	AB	R	H	RBI	BB	SO	LOB	BOTTOM										
11 Jimmy Rollins, S OBP: 0.369, SLG: 0.433 Sal Fasano, R OBP: 0.313, SLG: 0.517 (1, 6)										3	1	1	0	1	0	1	<b>Cleveland Indians @ Philadelphia Phillies</b> Bright House Networks Field, Clearwater, FL Mon Mar 27 2006, 1:05 PM EST Att: 7,492 - Sunny - 70 F										
8 Shane Victorino, S OBP: 0.326, SLG: 0.474 (1, 8)										4	2	3	2	0	0	0											
Bobby Abreu, L OBP: 0.419, SLG: 0.679 Danny Sandoval, S OBP: 0.342, SLG: 0.417 (1, 9)										4	0	1	1	0	0	3											
26 Chase Utley, L OBP: 0.293, SLG: 0.649 60 Peter Bergeron, L OBP: 0.500, SLG: 0.458 (1, 4)										3	0	1	2	0	1	1											
6 Ryan Howard, L OBP: 0.382, SLG: 0.800 Geoff Geary, R (8, 1)										4	0	0	0	0	1	3											
45 Tom Gordon, R (9, 1)										0	0	0	0	0	0	0											
Pat Burrell, R OBP: 0.395, SLG: 0.528 Abraham Nunez, S OBP: 0.324, SLG: 0.339 (1, 7)										3	0	0	0	0	1	2											
Mike Lieberthal, R ERA: 4.62 Chris Roberson, S OBP: 0.345, SLG: 0.460 (8, 9)										2	1	1	0	0	0	0											
Alex Gonzalez, R OBP: 0.340, SLG: 0.469 (1, 5)										3	0	1	0	0	0	2											
Gavin Floyd, R (1, 1)										0	0	0	0	0	0	0											
Julio Santana, R (7, 1)										0	0	0	0	0	0	0											
Tomas Perez, S OBP: 0.214, SLG: 0.222 (7, PH)										1	1	1	0	1	0	0											
<b>Inning Stats</b>	R: 1 E: 0 K: 1 S: 8	H: 2 LOB: 2 BB: 0 P: 8	R: 1 E: 0 K: 0 S: 4	H: 1 LOB: 2 BB: 1 P: 10	R: 0 E: 0 K: 1 S: 5	H: 0 LOB: 0 BB: 0 P: 5	R: 0 E: 0 K: 0 S: 3	H: 0 LOB: 1 BB: 0 P: 5	R: 0 E: 0 K: 1 S: 5	H: 1 LOB: 1 BB: 0 P: 4	R: 0 E: 0 K: 1 S: 5	H: 1 LOB: 0 BB: 0 P: 5	R: 3 E: 0 K: 0 S: 5	H: 2 LOB: 0 BB: 1 P: 10	R: 0 E: 0 K: 1 S: 7	H: 2 LOB: 2 BB: 0 P: 7	1B: 7 2B: 2 3B: 0 HR: 0	SF: 1 SAC: 2 DP: 1 HBP: 2	WP: 1 PB: 0 CS: 0	PA: 37							
<b>PITCHER</b>	IP	WLS	BF	H	R	ER	SO	BB	IBB	HBP	BLK	WP	HR	S	P	ERA	WHIP										
Paul Byrd, R ERA: 4.62 (1, 1)	6.0	L	26	5	2	2	3	1	0	0	0	0	0	29	37	3.00	1.000										
Fernando Cabrera, R ERA: 11.57 (7, 1)	1.0		6	2	3	3	0	1	0	0	0	1	0	5	10	27.00	3.000										
32 Danny Graves, R ERA: 3.95 (8, 1)	1.0		5	2	0	0	1	0	0	0	0	0	0	7	7	0.00	2.000										





Batter	1	2	3	4	5	6	7	8	9	AB	R	H	RBI	BB	SO	LOB	TOP											
11 Jimmy Rollins, S OBP: 0.353, SLG: 0.413 Tomas Perez, S OBP: 0.207, SLG: 0.214	K		L8		K			F8		3	0	0	0	0	2	1	Philadelphia Phillies @ New York Yankees Legends Field, Tampa, FL Tue Mar 28 2006, 7:15 PM EST Att: 10,210 - Clear - 68 F											
Aaron Rowand, R OBP: 0.343, SLG: 0.417 8 Shane Victorino, S OBP: 0.330, SLG: 0.513	G3 HBP		K		G4-3			HR		1	0	0	0	0	1	1												
Bobby Abreu, L OBP: 0.371, SLG: 0.594 Ryan Fleming, L	G3		G3		G1			K		4	0	0	0	0	1	2												
26 Chase Utley, L OBP: 0.289, SLG: 0.683 Danny Sandoval, S OBP: 0.342, SLG: 0.417	G4-3		K		HR			G1-3		4	1	1	1	0	1	1												
Pat Burrell, R OBP: 0.413, SLG: 0.526 Chris Roberson, S OBP: 0.339, SLG: 0.451	FC6-4 BB		1B		G4-3			G5-3		2	0	1	0	1	0	0												
Mike Lieberthal, R OBP: 0.298, SLG: 0.341	P2		K		G5-3			G5-3		4	0	0	0	0	1	2												
Abraham Nunez, S OBP: 0.307, SLG: 0.318	P4		G4-3					G1-3		4	0	0	0	0	1	2												
Alex Gonzalez, R OBP: 0.321, SLG: 0.442	FC6-4		F9		G6-3			G6-3		3	0	0	0	0	0	1												
Sal Fasano, R OBP: 0.343, SLG: 0.625	1B		HR		G6-3			G6-3		3	1	2	1	0	0	0												
<b>Inning Stats</b>	R: 0 E: 0 K: 1 S: 5	H: 0 LOB: 1 BB: 0 P: 6	R: 0 E: 0 K: 0 S: 3	H: 0 LOB: 1 BB: 1 P: 7	R: 0 E: 0 K: 1 S: 6	H: 1 LOB: 1 BB: 0 P: 6	R: 0 E: 0 K: 2 S: 8	H: 1 LOB: 1 BB: 0 P: 8	R: 1 E: 0 K: 1 S: 6	H: 1 LOB: 0 BB: 0 P: 6	R: 0 E: 0 K: 0 S: 4	H: 0 LOB: 0 BB: 0 P: 4	R: 0 E: 0 K: 1 S: 5	H: 0 LOB: 0 BB: 0 P: 5	R: 1 E: 0 K: 1 S: 6	H: 1 LOB: 0 BB: 0 P: 6		R: 0 E: 0 K: 0 S: 3	H: 0 LOB: 0 BB: 0 P: 3	1B: 2 2B: 0 3B: 0 HR: 3	SF: 0 SAC: 0 DP: 0 HBP: 1	WP: 0 PB: 0 CS: 0	PA: 34					
<b>PITCHER</b>	IP	WLS	BF	H	R	ER	SO	BB	IBB	HBP	BLK	WP	HR	S	P	ERA	WHIP											
Scott Proctor, R ERA: 1.06	(1, 1)	5.0	L	20	3	1	1	5	1	0	1	0	0	1	28	33	1.80	0.800										
Carl Pavano, R ERA: 9.0	(6, 1)	1.0		4	1	1	1	0	0	0	0	0	0	1	4	4	9.00	1.000										
42 Mariano Rivera, R ERA: 1.13	(7, 1)	1.0		3	0	0	0	1	0	0	0	0	0	0	5	5	0.00	0.000										
Tanyon Sturtze, R ERA: 9.39	(8, 1)	1.0		4	1	1	1	0	0	0	0	0	0	1	6	6	9.00	1.000										
Mike Myers, L ERA: 2.92	(9, 1)	1.0		3	0	0	0	0	0	0	0	0	0	0	3	3	0.00	0.000										

Batter	1	2	3	4	5	6	7	8	9	AB	R	H	RBI	BB	SO	LOB	BOTTOM											
18 Johnny Damon, L OBP: 0.500, SLG: 0.464 19 Bubba Crosby, L OBP: 0.200, SLG: 0.382	SH1-3 1B		K					G3-1		2	0	1	0	0	1	0	Philadelphia Phillies @ New York Yankees Legends Field, Tampa, FL Tue Mar 28 2006, 7:15 PM EST Att: 10,210 - Clear - 68 F											
2 Derek Jeter, R OBP: 0.400, SLG: 0.462 28 Felix Escalona, R OBP: 0.333, SLG: 0.421	SH1-3		G4-3		G5-3			P5		2	0	0	0	0	0	1												
Gary Sheffield, R OBP: 0.306, SLG: 0.341 Bernie Williams, S OBP: 0.333, SLG: 0.500	G5-3		CS 1B		F9			K		2	0	1	0	0	0	1												
13 Alex Rodriguez, R OBP: 0.323, SLG: 0.607 27 Russ Johnson, R OBP: 0.306, SLG: 0.321	L9		1B		P4			F7		3	0	1	0	0	0	2												
55 Hideki Matsui, L OBP: 0.400, SLG: 0.540 Luis Alfonso Garcia, R OBP: 0.450, SLG: 1.000	G6-3		G4-3		G4-3			G4-3		3	0	0	0	0	0	1												
25 Jason Giambi, L OBP: 0.383, SLG: 0.333 12 Andy Phillips, R OBP: 0.391, SLG: 0.431	G3		BB		BB			K		2	0	0	0	1	1	0												
20 Jorge Posada, S OBP: 0.452, SLG: 0.704	G3-1		F9		G5-3			G5-3		3	0	0	0	0	0	1												
24 Robinson Cano, L OBP: 0.380, SLG: 0.507 Miguel Cairo, R OBP: 0.333, SLG: 0.407	P4		K		K			F8		2	0	0	0	0	1	1												
Kelly Stinnett, R OBP: 0.270, SLG: 0.314 85 Omir Santos, R OBP: 0.200, SLG: 0.143	G5-3		K		K			G5-3		2	0	0	0	0	1	1												
<b>Inning Stats</b>	R: 0 E: 0 K: 0 S: 4	H: 1 LOB: 1 BB: 0 P: 4	R: 0 E: 0 K: 0 S: 3	H: 0 LOB: 0 BB: 0 P: 3	R: 0 E: 0 K: 1 S: 5	H: 0 LOB: 0 BB: 0 P: 5	R: 0 E: 0 K: 0 S: 4	H: 2 LOB: 1 BB: 0 P: 5	R: 0 E: 0 K: 2 S: 7	H: 0 LOB: 1 BB: 1 P: 11	R: 0 E: 0 K: 0 S: 4	H: 1 LOB: 1 BB: 0 P: 4	R: 0 E: 0 K: 1 S: 5	H: 0 LOB: 0 BB: 0 P: 5	R: 0 E: 0 K: 0 S: 3	H: 0 LOB: 0 BB: 0 P: 3		R: 0 E: 0 K: 1 S: 5	H: 0 LOB: 0 BB: 0 P: 5	1B: 4 2B: 0 3B: 0 HR: 0	SF: 0 SAC: 1 DP: 0 HBP: 0	WP: 0 PB: 0 CS: 1	PA: 31					
<b>PITCHER</b>	IP	WLS	BF	H	R	ER	SO	BB	IBB	HBP	BLK	WP	HR	S	P	ERA	WHIP											
63 Ryan Madson, R ERA: 1.89	(1, 1)	6.1	W	23	4	0	0	3	1	0	0	0	0	0	28	33	0.00	0.789										
Arthur Rhodes, L ERA: 1.17	(7, 1)	0.2	H	2	0	0	0	1	0	0	0	0	0	4	4	0.00	0.000											
45 Tom Gordon, R ERA: 3.0	(8, 1)	1.0	H	3	0	0	0	0	0	0	0	0	0	3	3	0.00	0.000											
Robinson Tejeda, R ERA: 6.14	(9, 1)	1.0	S	3	0	0	0	1	0	0	0	0	0	5	5	0.00	0.000											



Batter	1	2	3	4	5	6	7	8	9	AB	R	H	RBI	BB	SO	LOB	TOP					
8 Shane Victorino, S OBP: 0.323, SLG: 0.506	G3	G3		K		P6			G4-3 2B	5	0	1	0	0	1	4						
David Bell, R Danny Sandoval, S OBP: 0.325, SLG: 0.395	G3		F8		G6-3		G4-3		G4-3	3	0	0	0	0	0	0						
Bobby Abreu, L OBP: 0.375, SLG: 0.556	1B		FC5-4 26 1B		G3		G4-3		K	4	0	1	0	1	1	1						
26 Chase Utley, L OBP: 0.306, SLG: 0.689 Jesus Merchan, R (7, 4)	1B		FC5-4 6 1B		F9				G5-3	4	0	2	0	0	0	1						
6 Ryan Howard, L OBP: 0.388, SLG: 0.784	K		FC6-4 1B							4	0	2	0	0	1	3						
Pat Burrell, R OBP: 0.388, SLG: 0.488 Chris Roberson, S (6, 7)		L5	FC6-4			G6-4-3			K	3	0	0	0	0	0	3						
27 Chris Coste, R OBP: 0.500, SLG: 0.842		2B			F7				G1-3	4	2	2	0	0	0	0						
Mike Lieberthal, R OBP: 0.333, SLG: 0.370		2B			K					2	0	1	1	2	1	0						
Tomas Perez, S OBP: 0.242, SLG: 0.281			G6-3						F9	4	0	2	1	0	0	2						
<b>Inning Stats</b>	R: 0 E: 0 K: 1 S: 7	H: 2 LOB: 2 BB: 0 P: 7	R: 1 E: 0 K: 0 S: 5	H: 2 LOB: 1 BB: 0 P: 5	R: 0 E: 0 K: 0 S: 4	H: 1 LOB: 2 BB: 1 P: 8	R: 0 E: 0 K: 2 S: 8	H: 1 LOB: 0 BB: 0 P: 8	R: 0 E: 0 K: 0 S: 3	H: 0 LOB: 0 BB: 0 P: 3	R: 1 E: 0 K: 0 S: 5	H: 3 LOB: 2 BB: 1 P: 9	R: 0 E: 0 K: 0 S: 4	H: 1 LOB: 1 BB: 0 P: 4	R: 0 E: 0 K: 1 S: 5	H: 0 LOB: 1 BB: 1 P: 9	R: 0 E: 0 K: 1 S: 6	H: 1 LOB: 1 BB: 0 P: 6	1B: 6 2B: 5 3B: 0 HR: 0	SF: 0 SAC: 0 DP: 1 HBP: 0	WP: 0 PB: 0 SB: 0 CS: 0	PA: 40
<b>PITCHER</b>	IP	WLS	BF	H	R	ER	SO	BB	IBB	HBP	BLK	WP	HR	S	P	ERA	WHIP					
32 Roy Halladay, R ERA: 1.89	6.0	W	28	9	2	2	3	2	0	0	0	0	0	32	40	3.00	1.833					
Vinnie Chulk, R ERA: 7.2	2.0		8	1	0	0	1	1	0	0	0	0	0	9	13	0.00	1.000					
Rodney Ormond, R ERA:	1.0		4	1	0	0	1	0	0	0	0	0	0	6	6	0.00	1.000					

Philadelphia Phillies @ Toronto Blue Jays  
Knology Park, Dunedin, FL  
Wed Mar 29 2006, 1:05 PM EST  
Att: 3,612 - Sunny - 74 F

livebaseballscorecards.com

AB 37  
R 2  
H 11  
RBI 2  
BB 3  
SO 5  
LOB 16




Batter	1	2	3	4	5	6	7	8	9	AB	R	H	RBI	BB	SO	LOB	BOTTOM				
8 Russ Adams, L OBP: 0.344, SLG: 0.508 46 Luis Figueroa, S OBP: 0.320, SLG: 0.378	1B		10 1B 25 SF7			G1-3			K	4	2	3	2	0	0	1					
3 Read Johnson, R OBP: 0.344, SLG: 0.387 35 Ron Davenport, L OBP: 0.429, SLG: 0.667	1B		P3						F8	4	0	1	0	0	1	2					
10 Vernon Wells, R OBP: 0.414, SLG: 0.714	1B		FC5-4 17 CS			P6			G5-3	4	0	1	1	0	0	2					
25 Troy Glaus, R OBP: 0.465, SLG: 0.531 27 Brad Hassey, R OBP: 0.200, SLG: 0.111	BB		SF7			G5-3				1	0	0	1	2	0	0					
17 Lyle Overbay, L OBP: 0.250, SLG: 0.250 43 Kevin Barker, L OBP: 0.298, SLG: 0.404	BB		G4-3			G1			G3	4	0	0	0	0	0	4					
Shea Hillenbrand, R OBP: 0.300, SLG: 0.592			G6-3			K			G6-3	4	1	1	1	0	1	0					
Bengie Molina, R OBP: 0.294, SLG: 0.390 Guillermo Quiroz, R OBP: 0.188, SLG: 0.267			15 1B FC4-6			F8			2B	3	1	2	0	0	0	0					
15 Alex Rios, R OBP: 0.387, SLG: 0.667			FC4-6 2 CS			P3			L4	4	1	1	0	0	0	2					
2 Aaron Hill, R OBP: 0.423, SLG: 0.543 Manny Mayerson, R OBP: 0.250, SLG: 0.500			CS			G4-3				3	1	2	1	0	0	1					
<b>Inning Stats</b>	R: 1 E: 0 K: 0 S: 5	H: 2 LOB: 1 BB: 1 P: 9	R: 0 E: 0 K: 0 S: 4	H: 1 LOB: 0 BB: 0 P: 4	R: 2 E: 0 K: 0 S: 6	H: 3 LOB: 1 BB: 0 P: 6	R: 3 E: 0 K: 1 S: 9	H: 4 LOB: 1 BB: 0 P: 9	R: 0 E: 0 K: 1 S: 5	H: 0 LOB: 0 BB: 0 P: 5	R: 0 E: 0 K: 0 S: 3	H: 1 LOB: 1 BB: 0 P: 5	R: 0 E: 0 K: 0 S: 7	H: 0 LOB: 1 BB: 1 P: 7	R: 0 E: 0 K: 1 S: 7	H: 2 LOB: 2 BB: 0 P: 7	1B: 9 2B: 2 3B: 1 HR: 1	SF: 1 SAC: 0 DP: 0 HBP: 0	WP: 0 PB: 0 SB: 1 CS: 2	PA: 38	
<b>PITCHER</b>	IP	WLS	BF	H	R	ER	SO	BB	IBB	HBP	BLK	WP	HR	S	P	ERA	WHIP				
21 Jon Lieber, R ERA: 7.07	4.0	L	21	10	6	6	1	1	0	0	0	0	0	10	10	0.00	0.500				
58 Eude Brito, L ERA: 7.27	2.0		7	1	0	0	1	0	0	0	0	0	0	3	7	0.00	1.000				
Rheal Cormier, L ERA: 3.12	1.0		4	0	0	0	0	1	0	0	0	0	0	7	7	0.00	2.000				
Arthur Rhodes, L ERA: 1.04	1.0		5	2	0	0	1	0	0	0	0	0	0	7	7	0.00	2.000				

Philadelphia Phillies @ Toronto Blue Jays  
Knology Park, Dunedin, FL  
Wed Mar 29 2006, 1:05 PM EST  
Att: 3,612 - Sunny - 74 F

livebaseballscorecards.com

AB 34  
R 6  
H 13  
RBI 6  
BB 2  
SO 3  
LOB 14









Batter	1	2	3	4	5	6	7	8	9	AB	R	H	RBI	BB	SO	LOB	TOP					
<b>Coco Crisp, S</b> OBP: 0.500, SLG: 0.627 <b>Wily Mo Peña, R</b> OBP: 0.367, SLG: 0.519	E3 G4-6-3		G3-1 BB	G3		K			P4	2	0	0	0	1	0	1						
<b>Mark Loretta, R</b> OBP: 0.377, SLG: 0.490 <b>13 Alex Cora, L</b> OBP: 0.240, SLG: 0.542	G4-6-3		G5-3		G5-3				G3	3	0	0	0	0	0	2						
<b>34 David Ortiz, L</b> OBP: 0.462, SLG: 0.591 <b>J.T. Snow, L</b> OBP: 0.405, SLG: 0.400			G3-1		L9				P6	2	0	0	0	1	0	1						
<b>Manny Ramirez, R</b> OBP: 0.389, SLG: 0.556 <b>2 Willie Harris, L</b> OBP: 0.250, SLG: 0.200			G6-3						2B	2	0	0	0	1	1	2						
<b>Trot Nixon, L</b> OBP: 0.333, SLG: 0.481 <b>Jacoby Ellsbury, L</b>										2	0	0	0	1	0	1						
<b>Jason Varitek, S</b> OBP: 0.222, SLG: 0.313 <b>Jeff Bailey, R</b> OBP: 0.462, SLG: 0.667										2	0	0	0	0	0	0						
<b>25 Mike Lowell, R</b> OBP: 0.433, SLG: 0.480 <b>13 Enrique Wilson, S</b> OBP: 0.326, SLG: 0.579										2	0	0	0	0	0	0						
<b>20 Kevin Youkilis, R</b> OBP: 0.327, SLG: 0.553 <b>Ken Huckaby, R</b> OBP: 0.333, SLG: 0.400										2	0	0	0	0	0	0						
<b>Alex Gonzalez, R</b> OBP: 0.167, SLG: 0.261 <b>Alejandro Machado, S</b> OBP: 0.310, SLG: 0.342										2	0	0	0	0	0	0						
<b>Dustin Mohr, R</b> OBP: 0.419, SLG: 0.632 <b>2 Jed Lowrie, S</b> OBP: 0.550, SLG: 0.786										2	0	0	0	0	0	0						
<b>Inning Stats</b>	R: 0 E: 1 K: 1 S: 9	H: 0 LOB: 1 BB: 1 P: 16	R: 2 E: 0 K: 1 S: 12	H: 2 LOB: 0 BB: 0 P: 21	R: 0 E: 0 K: 0 S: 14	H: 0 LOB: 1 BB: 1 P: 25	R: 2 E: 0 K: 0 S: 10	H: 3 LOB: 1 BB: 0 P: 16	R: 1 E: 0 K: 1 S: 9	H: 1 LOB: 2 BB: 1 P: 18	R: 0 E: 0 K: 1 S: 13	H: 2 LOB: 3 BB: 1 P: 24	R: 0 E: 0 K: 0 S: 6	H: 0 LOB: 0 BB: 0 P: 8	R: 0 E: 0 K: 1 S: 7	H: 0 LOB: 0 BB: 0 P: 10	R: 0 E: 0 K: 1 S: 15	H: 1 LOB: 1 BB: 0 P: 18	1B: 3 2B: 3 3B: 0 HR: 3	SF: 1 SAC: 0 DP: 1 HBP: 0	WP: 0 PB: 0 SB: 0 CS: 0	PA: 40
<b>PITCHER</b>	IP	WLS	BF	H	R	ER	SO	BB	IBB	HBP	BLK	WP	HR	S	P	ERA	WHIP					
<b>Gavin Floyd, R</b> ERA: 3.16	4.0		19	5	4	4	2	2	0	0	0	0	3	45	78	9.00	1.750					
<b>Geoff Geary, R</b> ERA: 1.69	1.0	W	5	1	1	1	1	1	0	0	0	0	0	9	18	9.00	2.000					
<b>Rheal Cormier, L</b> ERA: 2.79	1.0	H	6	2	0	0	1	1	0	0	0	0	0	13	24	0.00	3.000					
<b>Ryan Franklin, R</b> ERA: 3.38	1.0	H	3	0	0	0	0	0	0	0	0	0	0	6	8	0.00	0.000					
<b>Arthur Rhodes, L</b> ERA: 0.92	1.0	H	3	0	0	0	1	0	0	0	0	0	0	7	10	0.00	0.000					

**Boston Red Sox @ Philadelphia Phillies**  
Citizens Bank Park, Philadelphia, PA  
Sat Apr 01 2006, 1:05 PM EST  
Att: 24,749 - Partly Cloudy - 70 F

AB 35  
R 5  
H 9  
RBI 5  
BB 4  
SO 6  
LOB 16



Batter	1	2	3	4	5	6	7	8	9	AB	R	H	RBI	BB	SO	LOB	BOTTOM					
<b>11 Jimmy Rollins, S</b> OBP: 0.347, SLG: 0.391 <b>Sal Fasano, R</b> OBP: 0.333, SLG: 0.625	G3-1								SF8	4	0	1	1	0	1	0						
<b>David Bell, R</b> OBP: 0.364, SLG: 0.727										5	3	4	1	0	0	1						
<b>Bobby Abreu, L</b> OBP: 0.366, SLG: 0.538 <b>8 Shane Victorino, S</b> OBP: 0.323, SLG: 0.506										3	1	1	0	1	1	3						
<b>26 Chase Utley, L</b> OBP: 0.304, SLG: 0.712 <b>Tomas Perez, S</b> OBP: 0.229, SLG: 0.265										4	2	2	4	0	1	1						
<b>Pat Burrell, R</b> OBP: 0.382, SLG: 0.489 <b>60 Peter Bergeron, L</b> OBP: 0.469, SLG: 0.423										4	0	1	0	0	1	2						
<b>6 Ryan Howard, L</b> OBP: 0.364, SLG: 0.720 <b>27 Chris Coste, R</b> OBP: 0.500, SLG: 0.805										4	0	1	1	0	2	3						
<b>Aaron Rowand, R</b> OBP: 0.359, SLG: 0.418										4	1	1	0	0	3	2						
<b>Mike Lieberthal, R</b> OBP: 0.333, SLG: 0.388 <b>Alex Gonzalez, R</b> OBP: 0.311, SLG: 0.421										3	1	1	0	0	0	0						
<b>Abraham Nunez, S</b> OBP: 0.304, SLG: 0.329										4	0	1	1	0	0	1						
<b>Inning Stats</b>	R: 3 E: 0 K: 1 S: 15	H: 3 LOB: 0 BB: 0 P: 26	R: 2 E: 0 K: 0 S: 8	H: 4 LOB: 1 BB: 0 P: 14	R: 0 E: 0 K: 3 S: 12	H: 1 LOB: 1 BB: 0 P: 18	R: 0 E: 0 K: 0 S: 4	H: 0 LOB: 0 BB: 0 P: 9	R: 2 E: 0 K: 2 S: 16	H: 3 LOB: 1 BB: 0 P: 25	R: 0 E: 0 K: 1 S: 6	H: 0 LOB: 0 BB: 0 P: 7	R: 1 E: 0 K: 1 S: 12	H: 1 LOB: 2 BB: 1 P: 23	R: 1 E: 0 K: 0 S: 15	H: 2 LOB: 1 BB: 0 P: 21	R: 1 E: 0 K: 1 S: 15	H: 1 LOB: 1 BB: 0 P: 21	1B: 8 2B: 4 3B: 0 HR: 2	SF: 1 SAC: 0 DP: 1 HBP: 0	WP: 0 PB: 0 SB: 0 CS: 0	PA: 38
<b>PITCHER</b>	IP	WLS	BF	H	R	ER	SO	BB	IBB	HBP	BLK	WP	HR	S	P	ERA	WHIP					
<b>David Pauley, R</b> ERA: 8.18	4.0		19	5	5	5	4	0	0	0	0	0	0	16	25	18.00	3.000					
<b>Keith Foulke, R</b> ERA: 4.5	1.0	L	6	3	2	2	2	0	0	0	0	0	0	6	7	0.00	0.000					
<b>50 Mike Timlin, R</b> ERA: 5.4	1.0		3	0	0	0	1	0	0	0	0	0	0	1	12	9.00	2.000					
<b>Rudy Seanez, R</b> ERA: 6.75	1.0		5	1	1	1	1	1	0	0	0	0	0	15	21	9.00	2.000					
<b>58 Jonathan Papelbon, R</b> ERA: 5.46	1.0		5	2	1	1	1	0	0	0	0	0	0	15	21	9.00	2.000					

**Boston Red Sox @ Philadelphia Phillies**  
Citizens Bank Park, Philadelphia, PA  
Sat Apr 01 2006, 1:05 PM EST  
Att: 24,749 - Partly Cloudy - 70 F

AB 36  
R 9  
H 14  
RBI 9  
BB 1  
SO 9  
LOB 13





Batter	1	2	3	4	5	6	7	8	9	AB	R	H	RBI	BB	SO	LOB	TOP										
Coco Crisp, S (1, 8) OBP: 0.500, SLG: 0.623 Adam Stern, L (4, 8) OBP: 0.342, SLG: 0.583	F9			1B	P5			G3		2	0	1	0	0	0	0											
Mark Loretta, R (1, 4) OBP: 0.304, SLG: 0.472 13 Alex Cora, L (4, 4) OBP: 0.222, SLG: 0.500 Alejandro Machado, S (8, 4) OBP: 0.310, SLG: 0.342	P6			F9				G3		2	0	0	0	0	0	1											
34 David Ortiz, L (1, 10) OBP: 0.429, SLG: 0.542 Wily Mo Peña, R (6, PH) OBP: 0.344, SLG: 0.483 (6, 10)	K			P6				F9		2	0	0	0	0	1	1											
Trot Nixon, L (1, 9) OBP: 0.366, SLG: 0.491 50 Trent Dummitt, R (4, PR) OBP: 0.194, SLG: 0.179 (4, 9)				G6-3	BB			F8		2	1	0	1	0	0	0											
Jason Varitek, S (1, 2) OBP: 0.211, SLG: 0.294 Josh Bard, S (3, 2) OBP: 0.297, SLG: 0.242 31 Chris Durbin, R (7, 7) OBP: 0.500, SLG: 0.667	G6-3			FC6-4	1B			G4-3		1	0	0	0	0	0	1											
25 Mike Lowell, R (1, 5) OBP: 0.435, SLG: 0.481 13 Enrique Wilson, S (5, PR) OBP: 0.333, SLG: 0.575 (5, 5)	K			FC6-4	1B			G4-3		3	2	0	1	0	0	1											
J.T. Snow, L (1, 3) OBP: 0.378, SLG: 0.378 Jeff Bailey, R (5, 3) OBP: 0.428, SLG: 0.615				F8				K		2	0	0	0	0	1	1											
Dustan Mohr, R (1, 7) OBP: 0.422, SLG: 0.650 53 Ronald Colloway, L (5, PR) OBP: 0.280, SLG: 0.591 (5, 7) Ken Huckaby, R (7, 2) OBP: 0.333, SLG: 0.400				K				G3		3	2	0	1	0	0	1											
Alex Gonzalez, R (1, 6) OBP: 0.160, SLG: 0.250 2 Jed Lowrie, S (5, 6) OBP: 0.526, SLG: 0.733	G4-3			G4-3				P5		1	0	0	0	0	0	0											
<b>Inning Stats</b>	R: 0 E: 0 K: 1 S: 9	H: 0 LOB: 0 BB: 0 P: 15	R: 0 E: 0 K: 1 S: 7	H: 0 LOB: 0 BB: 1 P: 15	R: 0 E: 0 K: 1 S: 6	H: 0 LOB: 0 BB: 0 P: 8	R: 0 E: 0 K: 0 S: 12	H: 2 LOB: 2 BB: 0 P: 19	R: 0 E: 0 K: 1 S: 13	H: 2 LOB: 3 BB: 0 P: 17	R: 0 E: 0 K: 1 S: 6	H: 0 LOB: 0 BB: 0 P: 10	R: 0 E: 0 K: 1 S: 10	H: 1 LOB: 1 BB: 0 P: 16	R: 0 E: 0 K: 0 S: 10	H: 0 LOB: 0 BB: 0 P: 19	R: 0 E: 0 K: 0 S: 7	H: 1 LOB: 1 BB: 0 P: 12	1B: 4 2B: 1 3B: 1 HR: 0	SF: 0 SAC: 0 DP: 1 HBP: 0	WP: 0 PB: 0 SB: 0 CS: 0	PA: 33					
<b>PITCHER</b>	IP	WLS	BF	H	R	ER	SO	BB	IBB	HBP	BLK	WP	HR	S	P	ERA	WHIP										
63 Ryan Madson, R (1, 1) ERA: 1.5	5.0	W	19	4	0	0	4	1	0	0	0	0	0	47	74	0.00	1.000										
62 Jeremy Cummings, R (6, 1) ERA: 1.59	2.0	H	7	1	0	0	2	0	0	0	0	0	0	16	26	0.00	0.500										
48 Brian Sanches, R (8, 1) ERA: 1.59	1.0		3	0	0	0	0	0	0	0	0	0	0	10	19	0.00	0.000										
55 Clay Condrey, R (9, 1) ERA: 5.4	0.2		2	0	0	0	0	0	0	0	0	0	0	3	6	0.00	0.000										
65 Travis Minix, R (9, 1) ERA: 2.45	0.1		2	1	0	0	0	0	0	0	0	0	0	4	6	0.00	3.000										

**Boston Red Sox @ Philadelphia Phillies**  
Citizens Bank Park, Philadelphia, PA  
Sun Apr 02 2006, 12:35 PM EDT  
Att: 26,211 - Sunny - 58 F

AB 32  
R 0  
H 6  
RBI 0  
BB 1  
SO 6  
LOB 15



Batter	1	2	3	4	5	6	7	8	9	AB	R	H	RBI	BB	SO	LOB	BOTTOM										
11 Jimmy Rollins, S (1, 6) OBP: 0.333, SLG: 0.375 Abraham Nunez, S (6, 6) OBP: 0.300, SLG: 0.324	G4-3				G4-3			G3-1		3	0	0	0	0	1	0											
David Bell, R (1, 5) OBP: 0.287, SLG: 0.533 48 Brian Sanches, R (8, 1) OBP: 0.300, SLG: 0.324 55 Clay Condrey, R (9, 1) ERA: 5.4 65 Travis Minix, R (9, 1) ERA: 2.45	G5-3				G5-3			G5-3		4	0	0	0	0	0	1											
Bobby Abreu, L (1, 9) OBP: 0.391, SLG: 0.537 8 Shane Victorino, S (4, 9) OBP: 0.316, SLG: 0.494 (7, 8)	BB				G6-3			G3		2	1	1	0	0	0	0											
26 Chase Utley, L (1, 4) OBP: 0.305, SLG: 0.685 Joe Thurston, L (7, 4) OBP: 0.375, SLG: 0.400	BB				K			G4-3		2	1	0	0	1	1	0											
Pat Burrell, R (1, 7) OBP: 0.397, SLG: 0.490 60 Peter Bergeron, L (6, PR) OBP: 0.455, SLG: 0.407 (7, 7)	BB				E5			P4		2	1	1	0	1	0	0											
6 Ryan Howard, L (1, 3) OBP: 0.380, SLG: 0.753	BB				K			SF9		3	1	2	3	1	1	1											
Aaron Rowand, R (1, 8) OBP: 0.370, SLG: 0.420 64 Shawn Garrett, S (7, 9) OBP: 0.257, SLG: 0.424	BB				G5-3			BB		2	0	1	1	0	0	0											
Alex Gonzalez, R (1, 10) OBP: 0.297, SLG: 0.407 (8, 5)	FC6-4				G3-1			SF9		2	0	0	1	0	0	2											
Sal Fasano, R (1, 2) OBP: 0.308, SLG: 0.571 74 Dusty Wathan, R (9, 2) OBP: 0.333, SLG: 0.500					K			K		3	0	0	0	0	2	2											
<b>Inning Stats</b>	R: 3 E: 0 K: 0 S: 13	H: 3 LOB: 2 BB: 2 P: 27	R: 0 E: 0 K: 2 S: 9	H: 0 LOB: 0 BB: 0 P: 15	R: 0 E: 1 K: 2 S: 11	H: 0 LOB: 1 BB: 0 P: 20	R: 0 E: 0 K: 1 S: 11	H: 0 LOB: 0 BB: 0 P: 17	R: 0 E: 0 K: 1 S: 8	H: 1 LOB: 2 BB: 2 P: 33	R: 0 E: 0 K: 0 S: 8	H: 0 LOB: 0 BB: 0 P: 13	R: 1 E: 0 K: 0 S: 6	H: 1 LOB: 0 BB: 0 P: 12	1B: 4 2B: 0 3B: 0 HR: 1	SF: 1 SAC: 0 DP: 0 HBP: 0	WP: 2 PB: 0 SB: 0 CS: 0	PA: 34									
<b>PITCHER</b>	IP	WLS	BF	H	R	ER	SO	BB	IBB	HBP	BLK	WP	HR	S	P	ERA	WHIP										
30 Matt Clement, R (1, 1) ERA: 5.51	2.0	L	11	3	3	3	2	2	0	0	0	1	0	22	42	13.50	2.500										
51 Julian Tavarez, R (3, 1) ERA: 5.14	2.0		7	0	0	0	3	0	0	0	0	0	0	23	40	6.75	2.250										
17 Manny Delcarmen, R (5, 1) ERA: 5.14	1.1		7	1	1	1	1	2	0	0	0	0	0	13	22	0.00	0.000										
46 Jermaine Van Buren, R (6, 1) ERA: 4.91	1.2		5	0	0	0	1	0	0	0	0	0	0	3	5	0.00	0.000										
71 Tim Lincecum, R (8, 1) ERA: 4.91	0.2		2	0	0	0	0	0	0	0	0	0	0	3	5	0.00	0.000										

**Boston Red Sox @ Philadelphia Phillies**  
Citizens Bank Park, Philadelphia, PA  
Sun Apr 02 2006, 12:35 PM EDT  
Att: 26,211 - Sunny - 58 F

AB 29  
R 5  
H 5  
RBI 5  
BB 4  
SO 7  
LOB 5









Batter	1	2	3	4	5	6	7	8	9	AB	R	H	RBI	BB	SO	LOB	TOP									
22 David Eckstein, R OBP: 0.364, SLG: 0.333	1-1 G4-3	0-0 L4		4-2 BB		2-2 1B		1-2 1B		4	0	2	0	1	0	2	St. Louis Cardinals @ Philadelphia Phillies Citizens Bank Park, Philadelphia, PA Wed Apr 05 2006, 7:05 PM EDT Att: 20,557 - Cloudy - 45 F									
43 Juan Encarnacion, R OBP: 0.200, SLG: 0.111	4-2 15 BB BB	2-2 G4-3		1-1 F8		0-3 K		2-0 G4-3		4	0	0	0	1	1	9										
5 Albert Pujols, R OBP: 0.600, SLG: 2.000	0-3 K		3-2 F8		0-2 HR		1-2 G6-3		4-1 27 E 27 S FC6-2 BB	4	1	1	1	1	1	1										
15 Jim Edmonds, L OBP: 0.400, SLG: 0.286	4-1 BB		4-2 27 G4-6-3 BB		0-0 F7		1-0 G3		1-3 K	3	0	0	0	2	1	1										
27 Scott Rolen, R OBP: 0.300, SLG: 0.600	3-2 L8		0-1 G4-6-3		0-0 F8		3-1 G5-3		2-2 FC6-2 55 BB 4 1B	5	1	0	0	0	0	4										
55 Skip Schumaker, L OBP: 0.571, SLG: 1.000		1-1 4 1B 4 S 1B		1-1 HR		0-2 G1-3		1-2 F8	4-1 1 SAFE 1 SAFE BB	4	2	2	1	1	0	0										
4 Yadier Molina, R OBP: 0.400, SLG: 0.400		0-2 1 SAFE 1 SAFE 1B		2-3 K		2-2 F9		0-1 G5-3	0-0 1-2 2-H 1B	5	0	2	1	0	1	0										
Aaron Miles, S OBP: 0.600, SLG: 1.000		1-1 1B		3-2 G5-3		1-3 K		4-0 22 1B 53 BB BB	0-1 G3-1	4	0	1	1	1	1	2										
30 Mark Mulder, L OBP: 0.667, SLG: 0.500		1-2 3-H 1B		4-1 BB		2-2 22 1B 1B		4-1 1 SAFE 1 SAFE BB		2	0	1	0	1	0	2										
53 John Rodriguez, L ERA: (8, PH)		3-1 B1								0	0	0	0	1	0	0										
48 Brad Thompson, R ERA: (8, 1)										0	0	0	0	0	0	0										
44 Jason Isringhausen, R ERA: (9, 1)										0	0	0	0	0	0	0										
<b>Inning Stats</b>	R: 0 E: 0 K: 1 S: 11	H: 0 LOB: 2 BB: 2 P: 23	R: 1 E: 0 K: 0 S: 13	H: 3 LOB: 2 BB: 0 P: 20	R: 0 E: 0 K: 0 S: 10	H: 0 LOB: 0 BB: 1 P: 17	R: 1 E: 0 K: 1 S: 15	H: 1 LOB: 2 BB: 2 P: 30	R: 1 E: 0 K: 0 S: 8	H: 1 LOB: 0 BB: 0 P: 8	R: 0 E: 0 K: 2 S: 18	H: 2 LOB: 2 BB: 0 P: 25	R: 0 E: 0 K: 0 S: 7	H: 0 LOB: 0 BB: 0 P: 12	R: 0 E: 0 K: 0 S: 10	H: 1 LOB: 3 BB: 2 P: 22	R: 1 E: 0 K: 1 S: 13	H: 1 LOB: 2 BB: 2 P: 24	1B: 7 2B: 0 3B: 0 HR: 2	SF: 0 SAC: 0 DP: 1 HBP: 0	WP: 0 PB: 0 SB: 2 CS: 0	PA: 44				
<b>PITCHER</b>	IP	WLS	BF	H	R	ER	SO	BB	IBB	HBP	BLK	WP	HR	S	P	ERA	WHIP									
39 Brett Myers, R ERA: 5.4	5.0		24	5	3	3	2	5	0	0	0	0	0	2	57	98	5.40	2.000								
Geoff Geary, R ERA:	1.0		5	2	0	0	2	0	0	0	0	0	0	0	18	25	0.00	2.000								
Ryan Franklin, R ERA:	2.0		9	1	0	0	2	2	0	0	0	0	0	0	17	34	0.00	1.500								
45 Tom Gordon, R ERA: 9.0	1.0	L	6	1	1	1	1	2	0	0	0	0	0	13	24	9.00	3.000									

Batter	1	2	3	4	5	6	7	8	9	AB	R	H	RBI	BB	SO	LOB	BOTTOM								
11 Jimmy Rollins, S OBP: 0.333, SLG: 0.750	1-0 SH1-3 SF7 2B		2-0 2B			1-0 F9		3-2 F8		4	1	2	0	0	0	0	St. Louis Cardinals @ Philadelphia Phillies Citizens Bank Park, Philadelphia, PA Wed Apr 05 2006, 7:05 PM EDT Att: 20,557 - Cloudy - 45 F								
Aaron Rowand, R OBP: 0.428, SLG: 0.500	0-0 SH1-3		2-0 G5-3			0-2 G6-3		1-2 L1		3	0	0	0	0	0	1									
Bobby Abreu, L OBP: 0.222, SLG: 0.250	1-2 SF7		0-2 G3			2-0 G4-3			3-2 G6-3	3	0	0	1	0	0	1									
Pat Burrell, R OBP: 0.444, SLG: 0.889	1-2 BB						0-0 P4		2-2 26 G3 1B	4	0	2	0	0	0	0									
8 Shane Victorino, S ERA: (9, PR)	1B						0-0 G3		0-1 G3	4	0	1	0	0	1	2									
26 Chase Utley, L OBP: 0.444, SLG: 0.667	1-3 K2-3					2-2 6 G4-6-3 1B			1-2 BB	3	1	1	0	1	0	1									
6 Ryan Howard, L OBP: 0.333, SLG: 0.625		0-0 G3				2-2 G4-6-3		1-1 HR	4-1 BB	3	1	1	0	1	0	1									
David Bell, R OBP: 0.500, SLG: 1.333		0-2 G5-3				2-2 G1-3		1-1 HR	4-2 BB	3	1	1	2	1	0	0									
Mike Lieberthal, R OBP: 0.375, SLG: 0.375		0-0 G5-3				2-0 G5-4-3 1B		1-2 HR	0-1 BB	4	0	1	0	0	0	3									
39 Brett Myers, R Alex Gonzalez, R Geoff Geary, R Ryan Franklin, R David Dellucci, L 45 Tom Gordon, R			3-2 G4-3			1-0 G5-4-3		0-1 G6-3		1	0	0	0	0	0	0									
<b>Inning Stats</b>	R: 1 E: 0 K: 1 S: 13	H: 2 LOB: 1 BB: 0 P: 17	R: 0 E: 0 K: 0 S: 5	H: 0 LOB: 0 BB: 0 P: 5	R: 0 E: 0 K: 0 S: 8	H: 1 LOB: 1 BB: 0 P: 15	R: 0 E: 0 K: 0 S: 10	H: 1 LOB: 0 BB: 0 P: 17	R: 0 E: 0 K: 0 S: 5	H: 1 LOB: 0 BB: 0 P: 10	R: 0 E: 0 K: 0 S: 5	H: 0 LOB: 0 BB: 0 P: 8	R: 2 E: 0 K: 0 S: 9	H: 2 LOB: 0 BB: 0 P: 12	R: 0 E: 0 K: 0 S: 10	H: 0 LOB: 3 BB: 0 P: 14	R: 0 E: 0 K: 0 S: 16	H: 1 LOB: 3 BB: 2 P: 29	1B: 5 2B: 2 3B: 0 HR: 1	SF: 1 SAC: 1 DP: 2 HBP: 0	WP: 0 PB: 0 SB: 0 CS: 0	PA: 35			
<b>PITCHER</b>	IP	WLS	BF	H	R	ER	SO	BB	IBB	HBP	BLK	WP	HR	S	P	ERA	WHIP								
30 Mark Mulder, L ERA: 3.86	7.0		26	7	3	3	1	0	0	0	0	0	0	55	84	3.86	1.000								
48 Brad Thompson, R ERA:	1.0	W	3	0	0	0	0	0	0	0	0	0	0	10	14	0.00	0.000								
44 Jason Isringhausen, R ERA:	1.0	S	6	1	0	0	0	2	0	0	0	0	0	16	29	0.00	3.000								

AB	35
R	4
H	9
RBI	4
BB	9
SO	5
LOB	21





Batter	1	2	3	4	5	6	7	8	9	AB	R	H	RBI	BB	SO	LOB	TOP					
22 David Eckstein, R OBP: 0.313, SLG: 0.231										4	0	0	0	0	1	3						
43 Juan Encarnacion, R OBP: 0.267, SLG: 0.214										5	1	2	0	0	0	5						
5 Albert Pujols, R OBP: 0.600, SLG: 1.400										4	1	2	1	1	0	1						
15 Jim Edmonds, L OBP: 0.333, SLG: 0.250										5	0	1	1	0	3	6						
27 Scott Rolen, R OBP: 0.333, SLG: 0.533										5	0	2	1	0	1	2						
55 Skip Schumaker, L OBP: 0.333, SLG: 0.545										5	0	0	0	0	1	5						
4 Yadier Molina, R OBP: 0.286, SLG: 0.286										4	0	0	0	0	1	0						
Aaron Miles, S OBP: 0.714, SLG: 1.000										2	1	2	0	1	0	0						
Jason Marquis, L OBP: 0.330, SLG: 0.667										3	1	1	1	0	0	2						
Ricardo Rincon, L										0	0	0	0	0	0	0						
Josh Hancock, R										0	0	0	0	0	0	0						
So Taguchi, R										1	0	0	0	0	1	1						
34 Randy Flores, L										0	0	0	0	0	0	0						
44 Jason Istringhausen, R										0	0	0	0	0	0	0						
<b>Inning Stats</b>	R: 0 E: 0 K: 2 S: 13	H: 1 LOB: 1 BB: 0 P: 18	R: 0 E: 0 K: 0 S: 6	H: 0 LOB: 0 BB: 0 P: 11	R: 0 E: 0 K: 1 S: 11	H: 1 LOB: 3 BB: 1 P: 22	R: 0 E: 0 K: 2 S: 7	H: 0 LOB: 0 BB: 0 P: 8	R: 4 E: 1 K: 0 S: 15	H: 4 LOB: 1 BB: 0 P: 25	R: 0 E: 1 K: 0 S: 9	H: 1 LOB: 2 BB: 0 P: 14	R: 0 E: 0 K: 1 S: 8	H: 0 LOB: 1 BB: 1 P: 13	R: 0 E: 0 K: 1 S: 11	H: 0 LOB: 1 BB: 1 P: 20	R: 0 E: 0 K: 2 S: 16	H: 2 LOB: 2 BB: 0 P: 26	1B: 9 2B: 1 3B: 0 HR: 0	SF: 0 SAC: 0 DP: 1 HBP: 2	WP: 1 PB: 0 SB: 2 CS: 0	PA: 42
<b>PITCHER</b>	IP WLS BF H R ER SO BB IBB HBP BLK WP HR S P ERA WHIP																					
Cory Lidt, R ERA: 5.4	5.0 L 24 6 4 3 5 1 0 2 0 0 0 52 84 5.40 1.400																					
Rheal Cormier, L ERA:	1.0 5 1 0 0 0 0 0 0 0 0 0 9 14 0.00 1.000																					
Geoff Geary, R ERA:	1.0 4 1 0 0 0 0 0 0 0 0 8 13 0.00 1.000																					
Aaron Fultz, L ERA: 3.0	1.0 4 0 0 0 1 1 0 0 0 0 0 11 20 0.00 1.000																					
Arthur Rhodes, L ERA:	1.0 5 2 0 0 2 0 0 0 0 1 0 16 26 0.00 2.000																					

St. Louis Cardinals @ Philadelphia Phillies  
Citizens Bank Park, Philadelphia, PA  
Thu Apr 06 2006, 3:05 PM EDT  
Att: 20,413 - Sunny - 55 F

AB	38
R	4
H	10
RBI	4
BB	2
SO	8
LOB	25



Batter	1	2	3	4	5	6	7	8	9	AB	R	H	RBI	BB	SO	LOB	BOTTOM					
11 Jimmy Rollins, S OBP: 0.231, SLG: 0.500										4	0	0	0	0	0	1						
Aaron Rowand, R OBP: 0.273, SLG: 0.300										4	0	0	0	0	3	1						
Aaron Fultz, L										0	0	0	0	0	0	0						
Arthur Rhodes, L										0	0	0	0	0	0	0						
Bobby Abreu, L OBP: 0.308, SLG: 0.417										4	1	2	0	0	1	0						
26 Chase Utley, L OBP: 0.385, SLG: 0.615										4	0	1	1	0	1	1						
Pat Burrell, R OBP: 0.462, SLG: 0.727										2	1	0	0	2	1	1						
6 Ryan Howard, L OBP: 0.385, SLG: 0.545										3	0	1	0	1	2	2						
David Bell, R OBP: 0.250, SLG: 0.571										4	0	0	0	0	0	5						
Mike Lieberthal, R OBP: 0.417, SLG: 0.455										3	0	1	1	1	0	1						
Cory Lidt, R										1	0	0	0	0	1	2						
Abraham Nunez, S ERA: 3.38										1	0	0	0	0	0	0						
Rheal Cormier, L										0	0	0	0	0	0	0						
Geoff Geary, R										0	0	0	0	0	0	0						
David Dellucci, L										1	0	0	0	0	0	1						
<b>Inning Stats</b>	R: 0 E: 0 K: 2 S: 7	H: 0 LOB: 0 BB: 0 P: 8	R: 1 E: 0 K: 1 S: 15	H: 1 LOB: 2 BB: 2 P: 29	R: 1 E: 0 K: 1 S: 12	H: 2 LOB: 1 BB: 0 P: 19	R: 0 E: 0 K: 0 S: 4	H: 1 LOB: 0 BB: 0 P: 5	R: 0 E: 0 K: 0 S: 7	H: 0 LOB: 0 BB: 0 P: 11	R: 0 E: 0 K: 2 S: 14	H: 1 LOB: 2 BB: 1 P: 26	R: 0 E: 0 K: 1 S: 9	H: 0 LOB: 1 BB: 1 P: 15	R: 0 E: 0 K: 1 S: 9	H: 0 LOB: 0 BB: 0 P: 14	R: 0 E: 0 K: 1 S: 8	H: 0 LOB: 0 BB: 0 P: 14	1B: 2 2B: 3 3B: 0 HR: 0	SF: 0 SAC: 0 DP: 1 HBP: 0	WP: 0 PB: 0 SB: 0 CS: 0	PA: 35
<b>PITCHER</b>	IP WLS BF H R ER SO BB IBB HBP BLK WP HR S P ERA WHIP																					
Jason Marquis, R ERA: 3.86	5.1 W 23 5 2 2 2 5 3 0 0 0 0 4 7 0.00 0.000																					
Ricardo Rincon, L ERA:	0.1 H 1 0 0 0 1 0 0 0 0 0 0 4 7 0.00 0.000																					
Josh Hancock, R ERA:	1.1 H 5 0 0 0 1 1 0 0 0 0 0 12 20 0.00 0.750																					
34 Randy Flores, L ERA: 3.86	1.0 H 3 0 0 0 1 0 0 0 0 0 0 9 14 0.00 0.000																					
44 Jason Istringhausen, R ERA:	1.0 S 3 0 0 0 1 0 0 0 0 0 0 8 14 0.00 0.000																					

St. Louis Cardinals @ Philadelphia Phillies  
Citizens Bank Park, Philadelphia, PA  
Thu Apr 06 2006, 3:05 PM EDT  
Att: 20,413 - Sunny - 55 F

AB	31
R	2
H	5
RBI	2
BB	4
SO	9
LOB	15









Batter	1	2	3	4	5	6	7	8	9	AB	R	H	RBI	BB	SO	LOB	TOP								
15 Rafael Furcal, S OBP: 0.286, SLG: 0.211	E8 3B	G3-1		K			G6-3		K	5	1	0	0	0	2	0									
José Cruz Jr., S OBP: 0.417, SLG: 0.450	K	P5			F9		P4			4	0	0	0	0	1	1									
J.D. Drew, L OBP: 0.458, SLG: 0.579	E 2H 3B		K		P5			BB		3	1	1	1	1	1	0									
12 Jeff Kent, R OBP: 0.524, SLG: 0.438	E BB		F8		F8 7 1B		F7			3	0	1	0	1	0	1									
7 James Loney, L OBP: 0.313, SLG: 0.400	P4		WP 1B		1B		F7			4	0	2	0	0	0	2									
Bill Mueller, S OBP: 0.476, SLG: 0.526	E6 1-3		1B		G1-3		G3-1			3	0	0	0	1	0	3									
17 Jason Repko, R OBP: 0.435, SLG: 0.450	L7		G3			P6		F7		4	0	0	0	0	0	4									
Dioner Navarro, S OBP: 0.385, SLG: 0.600		HR			F8		G3-1		F7	4	1	1	1	0	0	0									
Derek Lowe, R 43 Yhency Brazoban, R 56 Hung-Chih Kuo, L 44 Takashi Saito, L Ricky Ledee, L 47 Tim Hamulack, R		F9			P4		F8		K	3	0	0	0	0	0	0									
<b>Inning Stats</b>	R: 2 E: 2 K: 1 S: 15	H: 1 LOB: 2 BB: 1 P: 21	R: 1 E: 0 K: 0 S: 9	H: 1 LOB: 0 BB: 0 P: 16	R: 0 E: 0 K: 1 S: 13	H: 1 LOB: 2 BB: 1 P: 24	R: 0 E: 0 K: 1 S: 10	H: 0 LOB: 0 BB: 0 P: 17	R: 0 E: 0 K: 0 S: 11	H: 2 LOB: 2 BB: 0 P: 18	R: 0 E: 0 K: 0 S: 7	H: 0 LOB: 0 BB: 0 P: 11	R: 0 E: 0 K: 0 S: 12	H: 0 LOB: 1 BB: 1 P: 19	R: 0 E: 0 K: 0 S: 9	H: 0 LOB: 0 BB: 0 P: 14	R: 0 E: 0 K: 2 S: 9	H: 0 LOB: 0 BB: 0 P: 12	1B: 3 2B: 0 3B: 1 HR: 1	SF: 0 SAC: 0 DP: 0 HBP: 0	WP: 1 PB: 0 SB: 0 CS: 0	PA: 37			
<b>PITCHER</b>	IP	WLS	BF	H	R	ER	SO	BB	IBB	HBP	BLK	WP	HR	S	P	ERA	WHIP								
63 Ryan Madson, R ERA: 1.5	6.0		27	5	3	1	3	1	1	0	0	1	1	65	107	1.50	1.000								
Arthur Rhodes, L ERA	1.0		4	0	0	0	0	1	0	0	0	0	0	12	19	0.00	1.000								
Ryan Franklin, R ERA	1.0		3	0	0	0	0	0	0	0	0	0	0	9	14	0.00	0.000								
45 Tom Gordon, R ERA: 4.5	1.0	W	3	0	0	0	2	0	0	0	0	0	0	9	12	0.00	0.000								

Los Angeles Dodgers @ Philadelphia Phillies  
Citizens Bank Park, Philadelphia, PA  
Sun Apr 09 2006, 1:05 PM EDT  
Sunny - 51 F

AB 34  
R 3  
H 5  
RBI 2  
BB 3  
SO 5  
LOB 11



Batter	1	2	3	4	5	6	7	8	9	AB	R	H	RBI	BB	SO	LOB	BOTTOM								
11 Jimmy Rollins, S OBP: 0.364, SLG: 0.500	G3		BB 26 FC6-4 HBP 1B		G3-1		P6		HR IBB	4	2	1	0	1	0	3									
Aaron Rowand, R OBP: 0.316, SLG: 0.294 Sal Fasano, R OBP: 0.250, SLG: 1.000	G1-3		26 FC6-4 BB HBP 1B		1B		1B		F8	3	1	2	1	0	0	0									
Bobby Abreu, L OBP: 0.364, SLG: 0.526			26 FC6-4 BB		F7		P6		HR	3	1	1	3	2	0	3									
26 Chase Utley, L OBP: 0.333, SLG: 0.450	G3		FC6-4 1B		F9				WP 1B	4	0	1	1	0	0	4									
Pat Burrell, R OBP: 0.429, SLG: 0.722		G5-3			1B		L5		G1-6-3 IBB	3	0	1	1	1	0	0									
6 Ryan Howard, L OBP: 0.381, SLG: 0.444			G3-1		G3-1		G1-3		K	3	0	0	0	1	1	4									
David Bell, R OBP: 0.133, SLG: 0.286		F8			G4-3		L3		G1-6-3	4	0	0	0	0	0	3									
Mike Lieberthal, R OBP: 0.400, SLG: 0.500 Abraham Nunez, S OBP: 0.125, SLG: 0.250 Ryan Franklin, R		P4			G5-3				E6 8 SH5-4 HR	3	0	1	0	0	0	1									
45 Tom Gordon, R Alex Gonzalez, R							WP 1B 2B		HR	0	0	0	0	0	0	0									
63 Ryan Madson, L Arthur Rhodes, L					G1-3				SH5-4	2	0	0	0	0	0	0									
8 Shane Victorino, S OBP: 0.381, SLG: 0.444					G3-1		1B BB			0	1	0	0	1	0	0									
<b>Inning Stats</b>	R: 0 E: 0 K: 0 S: 6	H: 0 LOB: 1 BB: 1 P: 12	R: 0 E: 0 K: 0 S: 6	H: 0 LOB: 1 BB: 1 P: 14	R: 2 E: 0 K: 0 S: 13	H: 2 LOB: 2 BB: 1 P: 24	R: 0 E: 0 K: 0 S: 6	H: 0 LOB: 0 BB: 0 P: 10	R: 0 E: 0 K: 0 S: 8	H: 1 LOB: 1 BB: 0 P: 13	R: 0 E: 0 K: 0 S: 5	H: 0 LOB: 0 BB: 0 P: 8	R: 1 E: 0 K: 0 S: 8	H: 2 LOB: 2 BB: 1 P: 16	R: 0 E: 0 K: 1 S: 9	H: 1 LOB: 1 BB: 1 P: 17	R: 3 E: 1 K: 0 S: 13	H: 1 LOB: 0 BB: 1 P: 24	1B: 5 2B: 1 3B: 0 HR: 1	SF: 0 SAC: 1 DP: 1 HBP: 1	WP: 2 PB: 0 SB: 0 CS: 0	PA: 39			
<b>PITCHER</b>	IP	WLS	BF	H	R	ER	SO	BB	IBB	HBP	BLK	WP	HR	S	P	ERA	WHIP								
Derek Lowe, R ERA: 7.36	6.0		26	4	3	3	0	3	0	1	0	0	0	5	12	0.00	3.000								
43 Yhency Brazoban, R ERA: 3.0	0.2	B	3	1	0	0	0	1	0	0	0	1	0	7	15	0.00	1.500								
56 Hung-Chih Kuo, L ERA: 5.4	0.2		4	1	0	0	1	0	0	0	0	0	0	3	4	0.00	0.000								
44 Takashi Saito, R ERA	0.2		1	0	0	0	0	0	0	0	0	0	0	3	4	0.00	0.000								
47 Tim Hamulack, L ERA	0.2	L	5	1	3	0	0	0	1	0	0	0	1	13	24	0.00	1.500								

Los Angeles Dodgers @ Philadelphia Phillies  
Citizens Bank Park, Philadelphia, PA  
Sun Apr 09 2006, 1:05 PM EDT  
Sunny - 51 F

AB 31  
R 6  
H 7  
RBI 6  
BB 6  
SO 1  
LOB 20





Batter	1	2	3	4	5	6	7	8	9	AB	R	H	RBI	BB	SO	LOB	TOP			
15 Rafael Furcal, S OBP: 0.269, SLG: 0.208 (1, 6)	G6-3		L5	1-2 2-H 1B			F8	F8		5	0	1	0	0	0	1				
José Cruz Jr., S OBP: 0.345, SLG: 0.360 (8, 7)	G3-1		G3-1			P4	K	K		5	0	0	0	0	2	0				
J.D. Drew, L OBP: 0.448, SLG: 0.583 (1, 9)	G4-3		2B			FC6-4 1B	G3	K	K	5	0	2	0	0	1	0				
Ricky Ledee, L OBP: 0.143, SLG: 0.143 17 Jason Repko, R OBP: 0.345, SLG: 0.590 (8, 8)		FC6-4 1B	L9			FC6-4 1-2	K	K	7 1B 2B	3	0	1	0	0	0	2				
7 James Loney, L OBP: 0.381, SLG: 0.421 (1, 3)		FC6-4 HBP 2B		31 1B BB		K		FC4-6 1B	1B	4	2	2	1	1	1	2				
Bill Mueller, S OBP: 0.464, SLG: 0.478 (1, 5)	2B HBP			K			G4-3	FC4-6 18 WP 1B	1B	4	1	1	0	0	1	2				
Sandy Alomar Jr., R OBP: 0.407, SLG: 0.600 (1, 2)				31 1B 15 1B			G6-3	1-2 18 WP 2B	1B	5	1	3	1	0	0	2				
18 Ramon Martinez, R OBP: 0.364, SLG: 0.455 (1, 4)				F7				2B	2B	4	1	2	2	0	1	4				
31 Brad Penny, R OBP: 0.200, SLG: 0.200 Olmedo Saenz, R OBP: 0.222, SLG: 0.375 Lance Carter, R (8, 1)	G5-3			1-2 2-H 1B			F8	2-H 2B		3	0	1	1	0	0	3				
<b>Inning Stats</b>	R: 0 E: 0 K: 0 S: 7	H: 0 LOB: 0 BB: 0 P: 11	R: 1 E: 0 K: 1 S: 10	H: 2 LOB: 2 BB: 0 P: 15	R: 0 E: 0 K: 1 S: 9	H: 1 LOB: 1 BB: 0 P: 13	R: 1 E: 0 K: 1 S: 12	H: 3 LOB: 2 BB: 1 P: 22	R: 0 E: 0 K: 1 S: 8	H: 1 LOB: 1 BB: 0 P: 12	R: 0 E: 0 K: 1 S: 9	H: 0 LOB: 0 BB: 0 P: 14	R: 3 E: 0 K: 1 S: 15	H: 4 LOB: 1 BB: 0 P: 29	R: 1 E: 0 K: 2 S: 15	H: 3 LOB: 2 BB: 0 P: 26	1B: 10 2B: 5 3B: 0 HR: 0	SF: 0 SAC: 0 DP: 0 HBP: 1	WP: 1 PB: 0 CS: 0	PA: 43
<b>PITCHER</b>	IP	WLS	BF	H	R	ER	SO	BB	IBB	HBP	BLK	WP	HR	S	P	ERA	WHIP			
21 Jon Lieber, R ERA: 8.71 Aaron Fultz, L ERA: 8.75 Geoff Geary, R ERA:	7.0	L	30	8	2	2	4	1	0	1	0	0	0	63	99	2.57	1.286			
21 Jon Lieber, R ERA: 8.71 Aaron Fultz, L ERA: 8.75 Geoff Geary, R ERA:	1.2		11	6	4	4	3	0	0	0	0	1	0	25	45	21.60	3.600			
21 Jon Lieber, R ERA: 8.71 Aaron Fultz, L ERA: 8.75 Geoff Geary, R ERA:	0.1		2	1	0	0	0	0	0	0	0	0	0	5	10	0.00	3.000			

Los Angeles Dodgers @ Philadelphia Phillies  
Citizens Bank Park, Philadelphia, PA  
Sun Apr 09 2006, 1:10 PM EDT  
Att: 38,056 - Sunny - 56 F

livebaseballscorecards.com

AB 41  
R 6  
H 15  
RBI 6  
BB 1  
SO 7  
LOB 16



Batter	1	2	3	4	5	6	7	8	9	AB	R	H	RBI	BB	SO	LOB	BOTTOM					
11 Jimmy Rollins, S OBP: 0.346, SLG: 0.458 (1, 6)	8 F9 1B		F8				P6	G4-3		4	1	1	0	0	0	0						
8 Shane Victorino, S OBP: 0.286, SLG: 0.333 (1, 8)	F9		K				G4-3	2B		4	1	1	0	0	1	1						
Bobby Abreu, L OBP: 0.462, SLG: 0.636 (1, 9)	26 FC1-6 1B		26 S BB				1B	2B		3	0	3	2	1	0	0						
26 Chase Utley, L OBP: 0.280, SLG: 0.375 (1, 4)	FC1-6		G4-3				K	G1-3		4	0	0	0	0	1	4						
David Dellucci, L OBP: 0.125, SLG: 0.250 Geoff Geary, R (1, 7)	P6						G4-3	F8		4	0	0	0	0	1	3						
Alex Gonzalez, R Aaron Fultz, L Aaron Rowand, R OBP: 0.300, SLG: 0.278 (8, 8)		F8		L6			G6-3		G1-3	3	0	0	0	0	0	0						
Abraham Nunez, S OBP: 0.250, SLG: 0.333 (1, 5)		F8		G3				1B		4	0	2	0	0	0	0						
Sal Fasano, R OBP: 0.286, SLG: 0.667 Pat Burrell, R OBP: 0.405, SLG: 0.684 (9, PH)							G5-3	K		2	0	0	0	0	1	1						
21 Jon Lieber, L 6 Ryan Howard, L OBP: 0.348, SLG: 0.400 (7, PH)							F8	K		2	0	0	0	0	1	2						
<b>Inning Stats</b>	R: 1 E: 0 K: 0 S: 11	H: 2 LOB: 1 BB: 0 P: 18	R: 0 E: 0 K: 1 S: 8	H: 0 LOB: 1 BB: 0 P: 11	R: 0 E: 0 K: 1 S: 10	H: 0 LOB: 0 BB: 1 P: 21	R: 0 E: 0 K: 1 S: 10	H: 0 LOB: 0 BB: 0 P: 16	R: 0 E: 0 K: 0 S: 4	H: 1 LOB: 1 BB: 0 P: 6	R: 0 E: 0 K: 1 S: 10	H: 1 LOB: 1 BB: 0 P: 15	R: 0 E: 0 K: 2 S: 13	H: 1 LOB: 1 BB: 0 P: 18	R: 1 E: 0 K: 0 S: 11	H: 2 LOB: 1 BB: 0 P: 19	R: 0 E: 0 K: 0 S: 7	H: 1 LOB: 1 BB: 0 P: 12	1B: 5 2B: 2 3B: 0 HR: 0	SF: 0 SAC: 0 DP: 0 HBP: 1	WP: 0 PB: 0 CS: 0	PA: 36
<b>PITCHER</b>	IP	WLS	BF	H	R	ER	SO	BB	IBB	HBP	BLK	WP	HR	S	P	ERA	WHIP					
31 Brad Penny, R ERA: 1.5 Lance Carter, R ERA: 3.6	7.0	W	27	4	1	1	6	1	0	1	0	0	0	66	105	1.29	0.714					
31 Brad Penny, R ERA: 1.5 Lance Carter, R ERA: 3.6	2.0		9	3	1	1	0	0	0	0	0	0	0	18	31	4.50	1.500					

Los Angeles Dodgers @ Philadelphia Phillies  
Citizens Bank Park, Philadelphia, PA  
Sun Apr 09 2006, 1:10 PM EDT  
Att: 38,056 - Sunny - 56 F

livebaseballscorecards.com

AB 34  
R 2  
H 7  
RBI 2  
BB 1  
SO 6  
LOB 13





Batter	1	2	3	4	5	6	7	8	9	AB	R	H	RBI	BB	SO	LOB	TOP						
11 Jimmy Rollins, S OBP: 0.419, SLG: 0.536	0-1 CS 1B		1-1 G4-3 2B		4-1 1B E BB		0-2 1B SF7 1B		0-1 G1-3	4	2	3	0	1	0	0	Philadelphia Phillies @ Atlanta Braves Turner Field, Atlanta, GA Mon Apr 10 2006, 7:05 PM EDT Att. 47,332 - Clear - 68 F						
Aaron Rowand, R OBP: 0.360, SLG: 0.348	1-1 SAFE SAFE 1B		0-0 B1		0-0 E9 1B		0-2 SAFE G5-4-3 1B		2-1 L6	5	0	3	0	0	0	1							
Bobby Abreu, L OBP: 0.387, SLG: 0.538	3-3 K		2-2 G4-3		0-0 L6		2-0 SF7		1-1 G3-1	4	0	0	1	0	1	3							
Pat Burrell, R OBP: 0.346, SLG: 0.565	2-2 G6-3		3-3 K		0-0 F8		3-1 SAFE G5-4-3			4	0	0	0	0	1	3							
26 Chase Utley, L OBP: 0.276, SLG: 0.333		2-2 G4-3		1-0 F7		2-2 6 1B HBP		1-1 G3		3	1	0	0	0	0	0							
6 Ryan Howard, L OBP: 0.370, SLG: 0.417		1-2 1B		2-2 G3-1		2-1 G1-3 1B		1-2 F7		4	0	2	0	0	0	0							
David Bell, R OBP: 0.283, SLG: 0.353		1-0 1B		0-0 F7		2-0 G1-3 1B		4-2 8 1B BB		3	0	2	1	1	0	0							
Mike Lieberthal, R OBP: 0.333, SLG: 0.412		1-3 K		1-0 F8		0-1 G1-3		1-2 1B		3	0	0	0	0	1	4							
8 Shane Victorino, S OBP: 0.375, SLG: 0.429					1-1 G3-1		2-3 K		1-2 1B	1	0	1	0	0	0	0							
Sal Fasano, R OBP: 0.286, SLG: 0.667								1-2 1B		0	0	0	0	0	0	0							
39 Brett Myers, R Abraham Nunez, S Rheal Cormier, L Ryan Franklin, R David Dellucci, L Arthur Rhodes, L	1-1 S 5 6 7 8 9	0-3 K		1-1 G3-1		2-3 K		3-3 K		2	0	0	0	0	1	2							
<b>Inning Stats</b>	R: 0 E: 0 K: 1 S: 10	H: 2 LOB: 1 BB: 0 P: 16	R: 0 E: 0 K: 2 S: 15	H: 2 LOB: 2 BB: 0 P: 20	R: 0 E: 0 K: 1 S: 9	H: 1 LOB: 1 BB: 0 P: 15	R: 0 E: 0 K: 0 S: 6	H: 0 LOB: 0 BB: 0 P: 9	R: 1 E: 1 K: 0 S: 6	H: 1 LOB: 2 BB: 1 P: 12	R: 1 E: 0 K: 1 S: 12	H: 2 LOB: 2 BB: 0 P: 20	R: 1 E: 0 K: 0 S: 10	H: 2 LOB: 0 BB: 0 P: 15	R: 0 E: 0 K: 1 S: 13	H: 1 LOB: 2 BB: 1 P: 23	R: 0 E: 0 K: 0 S: 6	H: 0 LOB: 0 BB: 0 P: 9	1B: 10 2B: 1 3B: 0 HR: 0	SF: 1 SAC: 0 DP: 1 HBP: 1	WP: 0 PB: 0 SB: 1 CS: 1	PA: 39	
<b>PITCHER</b>	IP WLS BF H R ER SO BB IBB HBP BLK WP HR S P ERA WHIP	5.0 21 6 1 1 1 0 4 1 0 0 0 0 0 46 72 0.00 1.400	0.1 3 1 1 1 0 0 0 0 0 0 0 0 6 10 27.00 3.000	0.2 3 1 0 0 1 0 0 0 0 0 0 0 6 10 0.00 1.500	1.0 4 2 1 1 0 0 0 0 0 0 0 0 10 15 9.00 2.000	1.0 5 1 0 0 1 1 0 0 0 0 0 0 13 23 0.00 2.000			1.0 3 0 0 0 0 0 0 0 0 0 0 0 6 9 0.00 0.000														

Batter	1	2	3	4	5	6	7	8	9	AB	R	H	RBI	BB	SO	LOB	BOTTOM	
Marcus Giles, R OBP: 0.474, SLG: 0.444	1-3 K		1-2 F9		2-1 G5-3		2-2 HR		2-1 G5-3	5	1	1	1	0	1	4	Philadelphia Phillies @ Atlanta Braves Turner Field, Atlanta, GA Mon Apr 10 2006, 7:05 PM EDT Att. 47,332 - Clear - 68 F	
11 Edgar Renteria, R OBP: 0.421, SLG: 0.571	1-2 G6-3		0-0 1B		1-1 G4-3		1-2 G5-3			4	0	1	0	0	0	0		
Ryan Langerhans, L OBP: 0.542, SLG: 0.857	4-1 FC5-4 BB		1-2 FC5-4 1B		2-3 K		2-2 2B			3	0	2	0	1	1	0		
Andrew Jones, R OBP: 0.378, SLG: 0.606	2-1 FC5-4		0-0 FC5-4		0-0 HR		0-0 G5-3			4	1	1	1	0	0	5		
Adam LaRoche, L OBP: 0.344, SLG: 0.607		1-1 F7		3-3 K		2-2 K		3-2 16 F8 1B 2B		4	1	1	0	0	2	0		
7 Jeff Francoeur, R OBP: 0.086, SLG: 0.061		1-2 F9		0-1 G5-3		3-3 K		1-2 F7		4	0	0	0	0	1	1		
16 Brian McCann, L OBP: 0.308, SLG: 0.583		3-3 K		3-2 1B 2B 1B		3-1 F7		2-2 F8		4	1	1	0	0	1	1		
Wilson Betemit, S OBP: 0.467, SLG: 0.615			2-3 K		2-2 2B 1B		3-2 K		2-2 BB 1B	4	1	2	1	0	2	0		
John Thomson, R Mike Remlinger, L 40 Lance Cormier, R Oscar Villarreal, L 4 Pete Orr, L Ken Ray, R Brian Jordan, R Chris Reitsma, R	1-1 5 6 7 8 9	0-2 1B 11 1B 1B		0-1 1B 2B		0-1 1B 2B		1-1 G4-3		2	0	2	2	0	0	0		
<b>Inning Stats</b>	R: 0 E: 0 K: 1 S: 10	H: 0 LOB: 0 BB: 1 P: 18	R: 0 E: 0 K: 1 S: 10	H: 0 LOB: 0 BB: 0 P: 15	R: 0 E: 0 K: 1 S: 15	H: 3 LOB: 3 BB: 0 P: 19	R: 2 E: 0 K: 1 S: 19	H: 3 LOB: 1 BB: 0 P: 29	R: 1 E: 0 K: 2 S: 10	H: 0 LOB: 0 BB: 0 P: 19	R: 1 E: 0 K: 0 S: 12	H: 2 LOB: 1 BB: 0 P: 18	R: 1 E: 0 K: 0 S: 18	H: 2 LOB: 2 BB: 1 P: 32	1B: 6 2B: 3 3B: 0 HR: 2	SF: 0 SAC: 0 DP: 0 HBP: 0		WP: 0 PB: 0 SB: 0 CS: 0
<b>PITCHER</b>	IP WLS BF H R ER SO BB IBB HBP BLK WP HR S P ERA WHIP	5.0 23 7 3 3 3 6 1 0 0 0 0 0 10 19 0.00 0.000	1.0 3 0 0 0 2 0 0 0 0 0 0 0 1 12 18 9.00 2.000	1.0 5 2 1 1 0 0 0 0 0 0 0 0 18 32 9.00 3.000														

AB	35
R	3
H	11
RBI	2
BB	2
SO	6
LOB	17



AB	35
R	5
H	11
RBI	5
BB	2
SO	8
LOB	11





Batter	1	2	3	4	5	6	7	8	9	AB	R	H	RBI	BB	SO	LOB	TOP					
11 Jimmy Rollins, S OBP: 0.417, SLG: 0.515	1-3 K	2-0 E		3-2 F7			1-1 WP HR		2-1 G1-3	5	1	2	0	0	1	0	<b>Philadelphia Phillies @ Atlanta Braves</b> Turner Field, Atlanta, GA Wed Apr 12 2006, 7:35 PM EDT Att: 37,107 - Clear - 73 F					
Aaron Rowand, R OBP: 0.333, SLG: 0.429	3-2 F7	0-1 FC6		0-1 G3			1-2 HR		2-3 K	5	1	1	2	0	1	1						
Bobby Abreu, L OBP: 0.361, SLG: 0.467	2-2 K	4-1			0-2 F7		1-1 G3-1		3-1 G3-1	4	0	0	0	1	1	0						
Pat Burrell, R OBP: 0.333, SLG: 0.630		F8			3-2 P4		1-2 HR			4	1	1	1	0	0	3						
8 Shane Victorino, S OBP: 0.375, SLG: 0.429		P2			2-2 G6-3		0-0 HR			0	0	0	0	0	0	0						
26 Chase Utley, L OBP: 0.273, SLG: 0.300		4-2 6B 2B	2-2 L8							3	1	0	0	1	0	0						
6 Ryan Howard, L OBP: 0.387, SLG: 0.429	1 SAFE	0-0 2B	2-2			3-1 P5		1-1 F8		4	1	2	0	0	0	0						
David Bell, R OBP: 0.261, SLG: 0.381	2-0 P3	2-2 1B	0-0 F9			2-0 G5-3		3-1		4	0	1	0	0	0	3						
Mike Lieberthal, R OBP: 0.318, SLG: 0.429	0-1	11 1B FC6	3-1 L8			0-0 L5		0-1 P3		4	1	1	2	0	0	2						
Cory Lidle, R Alex Gonzalez, R Ryan Franklin, R David Dellucci, L Geoff Geary, R Rheal Cormier, L Arthur Rhodes, L 45 Tom Gordon, R	4-1 FC6	11 1B E		0-0 P2			3-1 G1-3	3-3 K		1	1	0	0	0	1	0						
<b>Inning Stats</b>	R: 0 E: 0 K: 2 S: 10	H: 0 LOB: 0 BB: 0 P: 16	R: 4 E: 1 K: 0 S: 16	H: 3 LOB: 3 BB: 3 P: 33	R: 0 E: 0 K: 0 S: 10	H: 1 LOB: 1 BB: 0 P: 17	R: 0 E: 0 K: 0 S: 11	H: 0 LOB: 0 BB: 0 P: 14	R: 0 E: 0 K: 0 S: 9	H: 0 LOB: 0 BB: 0 P: 14	R: 0 E: 0 K: 0 S: 4	H: 0 LOB: 0 BB: 0 P: 9	R: 3 E: 0 K: 0 S: 16	H: 3 LOB: 0 BB: 0 P: 23	R: 0 E: 0 K: 1 S: 9	H: 1 LOB: 1 BB: 0 P: 16	R: 0 E: 0 K: 1 S: 7	H: 0 LOB: 0 BB: 0 P: 14	1B: 4 2B: 2 3B: 0 HR: 2	SF: 0 SAC: 0 DP: 0 HBP: 0	WP: 1 PB: 0 SB: 0 CS: 0	PA: 39
<b>PITCHER</b>	IP WLS BF H R ER SO BB IBB HBP BLK WP HR S P ERA WHIP																					
Jorge Sosa, R ERA: 11.37	4.0 L 20 4 4 2 2 3 0 0 0 0 0 0 47 80 4.50 1.750																					
36 Chuck James, L ERA: 3.12	2.2 11 3 3 3 0 0 0 0 0 1 2 28 45 10.12 1.125																					
40 Lance Cormier, R ERA:	0.1 1 0 0 0 0 0 0 0 0 0 0 1 1 0.00 0.000																					
58 Peter Moylan, R ERA:	1.0 4 1 0 0 1 0 0 0 0 0 0 9 16 0.00 1.000																					
Mike Remlinger, L ERA: 2.45	1.0 3 0 0 0 1 0 0 0 0 0 0 7 14 0.00 0.000																					

AB 36  
R 7  
H 8  
RBI 5  
BB 3  
SO 4  
LOB 10



Batter	1	2	3	4	5	6	7	8	9	AB	R	H	RBI	BB	SO	LOB	BOTTOM			
Marcus Giles, R OBP: 0.442, SLG: 0.406	1-2 F9		1-1 11 1B	2-3 K			1-1 P3		3-2 G5-3	5	0	1	0	0	1	2	<b>Philadelphia Phillies @ Atlanta Braves</b> Turner Field, Atlanta, GA Wed Apr 12 2006, 7:35 PM EDT Att: 37,107 - Clear - 73 F			
11 Edgar Renteria, R OBP: 0.419, SLG: 0.550	0-2 CS		0-1	1-3 1B		0-2 K	0-0 G5-3		2-2 G1-3	5	0	2	0	0	1	1				
Ryan Langerhans, L OBP: 0.448, SLG: 0.692	3-2 F7		3-3 K		0-0 G1-3		3-3 K		0-3 K	5	0	0	0	0	3	4				
Andrew Jones, R OBP: 0.390, SLG: 0.622		0-0 G3	2-0 P5		0-0			0-0 G5-3		4	1	2	0	0	0	2				
Adam LaRoche, L OBP: 0.333, SLG: 0.563	3-2 G3		3-2 G4-3	0-3 K		1-2		7 1B		4	1	1	0	0	1	2				
7 Jeff Francoeur, R OBP: 0.103, SLG: 0.081	0-1 G5-3		2-3 K			0-3 K		2-2 2B		4	1	1	0	0	2	1				
16 Brian McCann, L OBP: 0.333, SLG: 0.679	1-0	2B 1B	3-1 HR		0-0 F7			2-1 F7		4	1	2	2	0	0	2				
Wilson Betemit, S OBP: 0.526, SLG: 0.824	3-H	1B	0-1		0-0 F9		1-2	1-0		4	1	3	2	0	0	0				
Jorge Sosa, R 4 Petri Orlowski, L 36 Chuck James, L 40 Lance Cormier, R Brian Jordan, R 58 Peter Moylan, R 23 Matt Diaz, R Mike Remlinger, L	2-3 K		1-0	2-H		2-2 E5	1-3 K			1	0	0	0	0	1	0				
<b>Inning Stats</b>	R: 0 E: 0 K: 0 S: 11	H: 1 LOB: 0 BB: 0 P: 15	R: 1 E: 0 K: 0 S: 9	H: 3 LOB: 2 BB: 0 P: 13	R: 0 E: 0 K: 2 S: 11	H: 2 LOB: 2 BB: 0 P: 19	R: 2 E: 0 K: 2 S: 15	H: 3 LOB: 1 BB: 0 P: 26	R: 0 E: 0 K: 1 S: 7	H: 0 LOB: 0 BB: 0 P: 8	R: 0 E: 1 K: 1 S: 11	H: 1 LOB: 1 BB: 0 P: 17	R: 2 E: 0 K: 1 S: 15	H: 3 LOB: 1 BB: 0 P: 22	R: 0 E: 0 K: 1 S: 12	H: 0 LOB: 0 BB: 0 P: 17		1B: 8 2B: 4 3B: 1 HR: 1	SF: 0 SAC: 0 DP: 0 HBP: 0	WP: 0 PB: 0 SB: 0 CS: 1
<b>PITCHER</b>	IP WLS BF H R ER SO BB IBB HBP BLK WP HR S P ERA WHIP																			
Cory Lidle, R ERA: 4.91	6.0 W 26 10 3 3 7 0 0 0 0 0 0 0 11 17 4.50 1.667																			
Ryan Franklin, R ERA: 1.5	1.0 4 1 0 0 1 0 0 0 0 0 0 0 8 11 0.00 1.000																			
Geoff Geary, R ERA: 3.86	0.1 3 2 2 2 0 0 0 0 0 0 0 0 8 11 54.00 6.000																			
Rheal Cormier, L ERA:	0.1 H 2 1 0 0 0 0 0 0 0 0 0 3 6 0.00 3.000																			
Arthur Rhodes, L ERA: 2.7	0.1 H 1 0 0 0 1 0 0 0 0 0 0 0 4 5 0.00 0.000																			
45 Tom Gordon, R ERA: 3.0	1.0 S 3 0 0 0 1 0 0 0 0 0 0 0 12 17 0.00 0.000																			

AB 39  
R 5  
H 14  
RBI 5  
BB 0  
SO 10  
LOB 15





Batter	1	2	3	4	5	6	7	8	9	AB	R	H	RBI	BB	SO	LOB	TOP					
11 Jimmy Rollins, S OBP: 0.415, SLG: 0.605										5	1	2	1	0	0	0	Philadelphia Phillies @ Atlanta Braves Turner Field, Atlanta, GA Thu Apr 13 2006, 7:35 PM EDT Att: 22,911 - Partly Cloudy - 78 F					
Aaron Rowand, R OBP: 0.314, SLG: 0.424										5	1	1	0	0	0	1						
Bobby Abreu, L OBP: 0.366, SLG: 0.529										4	2	1	2	1	1	0						
Pat Burrell, R OBP: 0.353, SLG: 0.613 Aaron Fultz, L ERA: 2.23										4	1	2	0	0	2	0						
Ryan Franklin, R ERA: 5.14										0	0	0	0	0	0	0						
David Dellucci, L OBP: 0.091, SLG: 0.182 45 Tom Gordon, R ERA: 2.25										0	0	0	0	0	0	0						
26 Chase Utley, L OBP: 0.289, SLG: 0.500										4	2	2	4	0	0	0						
6 Ryan Howard, L OBP: 0.426, SLG: 0.452										3	0	2	0	1	0	0						
David Bell, R OBP: 0.296, SLG: 0.400										4	0	2	0	0	0	3						
Sal Fasano, R OBP: 0.182, SLG: 0.400										4	0	0	0	0	1	5						
Gavin Floyd, R 8 Shane Victorino, S OBP: 0.333, SLG: 0.375										3	0	0	0	0	2	1						
Inning Stats	R: 5 E: 0 K: 0 S: 25	H: 6 LOB: 1 BB: 0 P: 40	R: 0 E: 0 K: 1 S: 5	H: 0 LOB: 0 BB: 0 P: 9	R: 0 E: 0 K: 2 S: 16	H: 2 LOB: 2 BB: 0 P: 27	R: 0 E: 0 K: 1 S: 6	H: 0 LOB: 0 BB: 0 P: 8	R: 1 E: 0 K: 1 S: 11	H: 1 LOB: 1 BB: 1 P: 20	R: 0 E: 0 K: 1 S: 7	H: 1 LOB: 1 BB: 0 P: 11	R: 1 E: 0 K: 0 S: 19	H: 2 LOB: 2 BB: 1 P: 32	R: 0 E: 0 K: 0 S: 5	H: 0 LOB: 0 BB: 0 P: 7	R: 0 E: 0 K: 1 S: 9	H: 0 LOB: 0 BB: 0 P: 13	1B: 6 2B: 2 3B: 0 HR: 4	SF: 1 SAC: 0 DP: 0 HBP: 0	WP: 0 PB: 0 SB: 0 CS: 0	PA: 41
PITCHER	IP WLS BF H R ER SO BB IBB HBP BLK WP HR S P ERA WHIP	IP WLS BF H R ER SO BB IBB HBP BLK WP HR S P ERA WHIP																				
26 Kyle Davies, R ERA: 8.38	4.2 L 23 9 6 6 5 0 0 0 0 0 0 4 59 96 11.57 1.929																					
Mike Reminger, L ERA: 2.23	0.1 2 0 0 0 0 1 0 0 0 0 0 0 4 8 0.00 3.000																					
40 Lance Cormier, R ERA: 1.17	2.0 10 3 1 1 1 1 0 0 0 0 0 0 26 43 4.50 2.000																					
Oscar Villarreal, R ERA: 1.5	1.0 3 0 0 0 0 0 0 0 0 0 0 0 5 7 0.00 0.000																					
Ken Ray, R ERA:	1.0 3 0 0 0 0 1 0 0 0 0 0 0 9 13 0.00 0.000																					

Batter	1	2	3	4	5	6	7	8	9	AB	R	H	RBI	BB	SO	LOB	BOTTOM					
Marcus Giles, R OBP: 0.417, SLG: 0.378										5	0	1	0	0	1	1	Philadelphia Phillies @ Atlanta Braves Turner Field, Atlanta, GA Thu Apr 13 2006, 7:35 PM EDT Att: 22,911 - Partly Cloudy - 78 F					
11 Edgar Renteria, R OBP: 0.396, SLG: 0.511										5	1	1	0	0	1	2						
Ryan Langerhans, L OBP: 0.500, SLG: 0.793										3	1	2	0	2	0	2						
Andrew Jones, R OBP: 0.356, SLG: 0.575										3	0	0	2	0	1	2						
Adam LaRoche, L OBP: 0.350, SLG: 0.571										3	2	1	0	1	0	2						
7 Jeff Francoeur, R OBP: 0.163, SLG: 0.293										4	2	3	3	0	0	1						
16 Brian McCann, L OBP: 0.324, SLG: 0.633										2	0	0	1	0	1	0						
Wilson Betemit, S OBP: 0.435, SLG: 0.667 Tony Pena Jr., R ERA: 2.25										4	0	0	0	0	3	2						
26 Kyle Davies, R Mike Reminger, L 4 Pete Orr, L 40 Lance Cormier, R Brian Jordan, R Oscar Villarreal, L Ken Ray, R 23 Matt Diaz, R OBP: 0.260, SLG: 0.333										1	0	0	0	0	1	0						
Inning Stats	R: 1 E: 0 K: 1 S: 9	H: 2 LOB: 1 BB: 0 P: 12	R: 1 E: 0 K: 2 S: 10	H: 1 LOB: 0 BB: 0 P: 19	R: 0 E: 0 K: 0 S: 10	H: 0 LOB: 1 BB: 1 P: 19	R: 1 E: 0 K: 0 S: 9	H: 2 LOB: 0 BB: 0 P: 14	R: 0 E: 0 K: 1 S: 7	H: 0 LOB: 0 BB: 0 P: 11	R: 0 E: 0 K: 1 S: 10	H: 0 LOB: 1 BB: 1 P: 20	R: 0 E: 0 K: 1 S: 8	H: 0 LOB: 1 BB: 0 P: 11	R: 3 E: 0 K: 1 S: 9	H: 2 LOB: 0 BB: 1 P: 17		R: 0 E: 0 K: 2 S: 12	H: 1 LOB: 2 BB: 0 P: 15	1B: 3 2B: 2 3B: 1 HR: 2	SF: 2 SAC: 0 DP: 1 HBP: 1	WP: 1 PB: 0 SB: 0 CS: 0
PITCHER	IP WLS BF H R ER SO BB IBB HBP BLK WP HR S P ERA WHIP	IP WLS BF H R ER SO BB IBB HBP BLK WP HR S P ERA WHIP																				
Gavin Floyd, R ERA: 6.23	6.0 W 24 5 3 3 4 2 0 0 1 0 0 0 8 11 0.00 0.000																					
Aaron Fultz, L ERA: 5.07	1.0 4 0 0 0 1 0 0 0 1 0 0 0 8 11 0.00 0.000																					
Ryan Franklin, R ERA: 5.14	1.0 6 2 3 3 1 1 0 0 0 0 0 1 9 17 27.00 3.000																					
45 Tom Gordon, R ERA: 2.25	1.0 S 5 1 0 0 2 0 0 0 0 0 1 0 12 15 0.00 1.000																					

AB	38
R	7
H	12
RBI	7
BB	2
SO	7
LOB	10






Batter	1	2	3	4	5	6	7	8	9	AB	R	H	RBI	BB	SO	LOB	TOP				
11 Jimmy Rollins, S OBP: 0.362, SLG: 0.523	F9	FC4-6 HR	K		F9		F8		K	6	1	0	0	0	2	5					
Aaron Rowand, R OBP: 0.390, SLG: 0.541	1B SF8 HBP	HR		BB 26 HR BB	F8		1B		BB 1B	4	3	3	2	1	0	1					
Bobby Abreu, L OBP: 0.404, SLG: 0.526	26 2B 1B	G4-3		BB 26 HR 1B	FC5-4 BB		K		BB 1B	4	1	2	0	2	1	1					
Pat Burrell, R OBP: 0.350, SLG: 0.657	SF8			HR	FC5-4		G6-3		P4	4	2	1	2	1	0	6					
8 Shane Victorino, S OBP: 0.333, SLG: 0.375				HR	BB					0	0	0	0	0	0	0					
26 Chase Utley, L OBP: 0.326, SLG: 0.692	2B			HR	HR		L9		F9	5	2	3	5	0	0	0					
6 Ryan Howard, L OBP: 0.425, SLG: 0.429	IBB			L3	K		2B 1B		K	4	1	1	0	1	2	0					
David Bell, R OBP: 0.250, SLG: 0.333	G6-3			F8	L9		F7		F8	5	0	0	0	0	0	4					
Mike Lieberthal, R OBP: 0.370, SLG: 0.500				K	F7		63 1B 2B		1B SH3 1B	5	0	3	1	0	1	0					
63 Ryan Madson, L OBP: 0.667, SLG: 0.600				FC4-6 BB	1B		BB		SH3	3	0	3	0	1	0	0					
Julio Santana, R ERA: 19.9				11 FC4-6 BB	1B		BB			0	0	0	0	0	0	0					
Arthur Rhodes, L ERA: 2.45				1-3 1B	1B		2H 1B			0	0	0	0	0	0	0					
45 Tom Gordon, R ERA: 1.93										0	0	0	0	0	0	0					
<b>Inning Stats</b>	R: 1 E: 0 K: 0 S: 12	H: 2 LOB: 3 BB: 1 P: 23	R: 2 E: 0 K: 1 S: 9	H: 1 LOB: 0 BB: 1 P: 17	R: 2 E: 0 K: 1 S: 15	H: 4 LOB: 2 BB: 0 P: 22	R: 4 E: 0 K: 1 S: 14	H: 2 LOB: 0 BB: 2 P: 27	R: 0 E: 0 K: 0 S: 9	H: 1 LOB: 2 BB: 1 P: 18	R: 1 E: 0 K: 0 S: 10	H: 3 LOB: 2 BB: 0 P: 17	R: 0 E: 0 K: 1 S: 8	H: 0 LOB: 0 BB: 0 P: 14	R: 0 E: 0 K: 1 S: 13	H: 2 LOB: 3 BB: 1 P: 24	1B: 10 2B: 2 3B: 0 HR: 4	SF: 1 SAC: 1 DP: 0 HBP: 1	WP: 0 PB: 0 SB: 0 CS: 0	PA: 49	
<b>PITCHER</b>	IP WLS BF H R ER SO	IP WLS BF H R ER SO	IP WLS BF H R ER SO	IP WLS BF H R ER SO	IP WLS BF H R ER SO	IP WLS BF H R ER SO	IP WLS BF H R ER SO	IP WLS BF H R ER SO	IP WLS BF H R ER SO	IP WLS BF H R ER SO	IP WLS BF H R ER SO	IP WLS BF H R ER SO	IP WLS BF H R ER SO	IP WLS BF H R ER SO	IP WLS BF H R ER SO	IP WLS BF H R ER SO	BB IBB HBP BLK	WP HR S P	ERA WHIP	ERA WHIP	
Zach Day, R ERA: 7.45	2.2 L 18 7 5 5 1																				
Sun-Woo Kim, R ERA: 19.9	3.1 18 6 5 5 2																				
61 Ramon E Ramirez, R ERA: 19.9	2.0 7 1 0 0 2																				
David Cortes, R ERA: 19.9	1.0 6 2 0 0 1																				

Philadelphia Phillies @ Colorado Rockies  
Coors Field, Denver, CO  
Fri Apr 14 2006, 7:05 PM MDT  
Att: 25,390 - Partly Cloudy - 79 F

livebaseballscorecards.com

AB 40  
R 10  
H 16  
RBI 10  
BB 6  
SO 6  
LOB 17




Batter	1	2	3	4	5	6	7	8	9	AB	R	H	RBI	BB	SO	LOB	BOTTOM					
18 Cory Sullivan, L OBP: 0.362, SLG: 0.545	F7	12 FC5-4 BB		G3		K		P5		4	0	0	0	1	1	2						
12 Clint Barmes, R OBP: 0.318, SLG: 0.465	17 1B 1B	FC5-4		P6		F7			27 1B 5 2B HBP	4	2	1	0	0	0	3						
17 Todd Helton, L OBP: 0.604, SLG: 0.750	11 1B 1B	G3-1				27 2B 3B			27 1B 5 2B BB	3	3	2	0	2	0	1						
27 Garrett Atkins, R OBP: 0.468, SLG: 0.659	11 1B 1B			5 G5-3 1B		11 G4-3 2B			5 2B 1B	5	1	4	2	0	0	1						
5 Matt Holliday, R OBP: 0.256, SLG: 0.436	F8			G5-3		P3			G4-3 1B 2B	5	1	1	3	0	0	5						
11 Brad Hawpe, L OBP: 0.415, SLG: 0.846	FC6-4 1B			F7		G4-3			K	5	0	2	1	0	1	3						
Luis Gonzalez, R OBP: 0.105, SLG: 0.105	FC6-4			F8		G6-3			G4-3	5	0	0	0	0	1	7						
Danny Ardoin, R OBP: 0.160, SLG: 0.167				G5-3		P3			P3	4	1	1	0	0	0	0						
Jason Smith, L OBP: 0.542, SLG: 0.950				12 SH2-4 1B					1B BB	0	0	0	0	1	0	0						
Zach Day, R ERA: 7.45										0	0	0	0	0	0	0						
Sun-Woo Kim, R ERA: 19.9										1	0	1	0	0	0	0						
Jamey Carroll, R ERA: 10.8										0	0	0	0	0	0	0						
61 Ramon E Ramirez, R ERA: 19.9										0	0	0	0	0	0	0						
Choo Freeman, R ERA: 2.45										0	0	0	0	0	0	0						
David Cortes, R ERA: 1.93										1	0	1	1	0	0	0						
<b>Inning Stats</b>	R: 2 E: 0 K: 0 S: 19	H: 4 LOB: 2 BB: 0 P: 30	R: 1 E: 1 K: 0 S: 5	H: 1 LOB: 1 BB: 1 P: 10	R: 0 E: 0 K: 0 S: 9	H: 1 LOB: 1 BB: 0 P: 13	R: 0 E: 0 K: 0 S: 8	H: 1 LOB: 1 BB: 0 P: 13	R: 1 E: 0 K: 0 S: 7	H: 2 LOB: 1 BB: 0 P: 9	R: 0 E: 0 K: 1 S: 7	H: 1 LOB: 1 BB: 0 P: 10	R: 0 E: 0 K: 1 S: 10	H: 0 LOB: 0 BB: 1 P: 17	R: 0 E: 0 K: 0 S: 7	H: 0 LOB: 0 BB: 0 P: 11	R: 4 E: 0 K: 1 S: 15	H: 3 LOB: 2 BB: 2 P: 28	1B: 10 2B: 3 3B: 1 HR: 0	SF: 0 SAC: 1 DP: 0 HBP: 1	WP: 0 PB: 0 SB: 1 CS: 0	PA: 45
<b>PITCHER</b>	IP WLS BF H R ER SO	IP WLS BF H R ER SO	IP WLS BF H R ER SO	IP WLS BF H R ER SO	IP WLS BF H R ER SO	IP WLS BF H R ER SO	IP WLS BF H R ER SO	IP WLS BF H R ER SO	IP WLS BF H R ER SO	IP WLS BF H R ER SO	IP WLS BF H R ER SO	IP WLS BF H R ER SO	IP WLS BF H R ER SO	IP WLS BF H R ER SO	IP WLS BF H R ER SO	IP WLS BF H R ER SO	BB IBB HBP BLK	WP HR S P	ERA WHIP	ERA WHIP		
63 Ryan Madson, R ERA: 2.77	7.0 W 34 11 4 3 2																					
Julio Santana, R ERA: 10.8	1.0 7 2 4 4 0																					
Arthur Rhodes, L ERA: 2.45	0.1 H 1 0 0 0																					
45 Tom Gordon, R ERA: 1.93	0.2 S 3 1 0 0																					

Philadelphia Phillies @ Colorado Rockies  
Coors Field, Denver, CO  
Fri Apr 14 2006, 7:05 PM MDT  
Att: 25,390 - Partly Cloudy - 79 F

livebaseballscorecards.com

AB 39  
R 8  
H 14  
RBI 7  
BB 4  
SO 3  
LOB 22









Batter	1	2	3	4	5	6	7	8	9	AB	R	H	RBI	BB	SO	LOB	TOP					
11 Jimmy Rollins, S OBP: 0.375, SLG: 0.500	G4-3		L8			1B		G4-3		4	0	1	0	0	0	0						
Aaron Rowand, R OBP: 0.380, SLG: 0.500	K			G5-3		1B		G5-3		4	0	1	0	0	1	0						
Bobby Abreu, L OBP: 0.446, SLG: 0.614	1B			L7		1B		G4-3		3	0	1	0	1	0	0						
Pat Burrell, R OBP: 0.367, SLG: 0.667 8 Shane Victorino, S OBP: 0.333, SLG: 0.375	F9			1B		G4-6-3		G4-6-3		3	0	1	0	1	0	3						
26 Chase Utley, L OBP: 0.269, SLG: 0.563	F8			F9				G6-3		4	0	0	0	0	0	2						
6 Ryan Howard, L OBP: 0.404, SLG: 0.463	G4-3					G4-3				3	1	1	1	0	0	0						
Abraham Nunez, S OBP: 0.188, SLG: 0.250	G6-3					G3		G1-3		3	0	0	0	0	0	0						
Mike Lieberthal, R OBP: 0.367, SLG: 0.483				G6-3		1B		G6-3		3	0	1	0	0	0	0						
39 Brett Myers, R Arthur Rhodes, L 45 Tom Gordon, R	K			K		G1		K		3	0	0	0	0	2	1						
<b>Inning Stats</b>	R: 0 E: 0 K: 1 S: 10	H: 1 LOB: 1 BB: 0 P: 14	R: 0 E: 0 K: 0 S: 5	H: 0 LOB: 0 BB: 0 P: 6	R: 0 E: 0 K: 1 S: 5	H: 0 LOB: 0 BB: 0 P: 5	R: 0 E: 0 K: 0 S: 10	H: 1 LOB: 1 BB: 0 P: 13	R: 0 E: 0 K: 0 S: 6	H: 1 LOB: 1 BB: 0 P: 10	R: 0 E: 0 K: 0 S: 8	H: 2 LOB: 1 BB: 1 P: 14	R: 1 E: 0 K: 0 S: 10	H: 1 LOB: 0 BB: 0 P: 17	R: 0 E: 0 K: 1 S: 6	H: 0 LOB: 0 BB: 1 P: 7	R: 0 E: 0 K: 0 S: 4	H: 0 LOB: 1 BB: 1 P: 10	1B: 5 2B: 0 3B: 0 HR: 1	SF: 0 SAC: 0 DP: 2 HBP: 0	WP: 0 PB: 0 SB: 1 CS: 1	PA: 32
<b>PITCHER</b>	IP	WLS	BF	H	R	ER	SO	BB	IBB	HBP	BLK	WP	HR	S	P	ERA	WHIP					
28 Aaron Cook, R ERA: 3.43 Jose Mesa, R ERA:	(1, 1) (9, 1)	8.0 1.0	L 3	29 0	6 0	1 0	3 0	1 0	0 0	0 0	0 0	0 0	0 0	4 10	86 10	1.12 0.00	0.875 1.000					

Philadelphia Phillies @ Colorado Rockies  
Coors Field, Denver, CO  
Sun Apr 16 2006, 1:05 PM MDT  
Att: 25,144 - Sunny - 68 F

AB	30
R	1
H	6
RBI	1
BB	2
SO	3
LOB	6



Batter	1	2	3	4	5	6	7	8	9	AB	R	H	RBI	BB	SO	LOB	BOTTOM				
18 Cory Sullivan, L OBP: 0.339, SLG: 0.491	G4-3		F8			K		17 BB		4	0	1	0	0	1	1					
12 Clint Barmes, R OBP: 0.321, SLG: 0.442	F9			G2-3		P4		F7		4	0	0	0	0	0	1					
17 Todd Helton, L OBP: 0.579, SLG: 0.692	F7			27 BB		27 BB		2B		2	0	1	0	2	0	0					
27 Garrett Atkins, R OBP: 0.473, SLG: 0.627				5 G6-4-3		5 G6-3		L9		4	0	3	0	0	0	2					
5 Matt Holliday, R OBP: 0.277, SLG: 0.553	G6-4-3			1B		1B		1B		4	0	0	0	0	0	5					
11 Brad Hawpe, L OBP: 0.388, SLG: 0.739	K			G6-3		G6-3		L7		4	0	0	0	0	0	5					
Jason Smith, L OBP: 0.500, SLG: 0.808				K		G3-1		K		4	0	0	0	0	3	0					
Miguel Ojeda, R OBP: 0.400, SLG: 0.529				28 SH3-4		G3-1		G4-3		4	0	1	0	0	1	0					
28 Aaron Cook, R OBP: 0.167, SLG: 0.167 Jamey Carroll, R OBP: 0.214, SLG: 0.154 Jose Mesa, R				K		F8		G6-3		3	0	1	0	0	1	1					
28 Aaron Cook, R OBP: 0.167, SLG: 0.167 Jamey Carroll, R OBP: 0.214, SLG: 0.154 Jose Mesa, R				SH3-4		B1-3				1	0	0	0	0	0	1					
<b>Inning Stats</b>	R: 0 E: 0 K: 0 S: 10	H: 0 LOB: 0 BB: 0 P: 16	R: 0 E: 0 K: 1 S: 8	H: 1 LOB: 0 BB: 0 P: 10	R: 0 E: 0 K: 1 S: 8	H: 1 LOB: 1 BB: 0 P: 12	R: 0 E: 0 K: 0 S: 7	H: 1 LOB: 1 BB: 1 P: 17	R: 0 E: 0 K: 1 S: 12	H: 2 LOB: 2 BB: 0 P: 21	R: 0 E: 0 K: 1 S: 11	H: 0 LOB: 0 BB: 0 P: 16	R: 0 E: 0 K: 0 S: 14	H: 1 LOB: 2 BB: 1 P: 25	R: 0 E: 0 K: 1 S: 7	H: 0 LOB: 0 BB: 0 P: 11	1B: 5 2B: 2 3B: 0 HR: 0	SF: 0 SAC: 1 DP: 2 HBP: 0	WP: 0 PB: 0 SB: 0 CS: 0	PA: 34	
<b>PITCHER</b>	IP	WLS	BF	H	R	ER	SO	BB	IBB	HBP	BLK	WP	HR	S	P	ERA	WHIP				
39 Brett Myers, R ERA: 3.06 Arthur Rhodes, L ERA: 2.25 45 Tom Gordon, R ERA: 1.59	(1, 1) (8, 1) (9, 1)	7.2 0.1 1.0	W H S	29 2 3	7 0 0	0 0 0	5 0 1	0 0 0	0 0 0	0 0 0	0 0 0	0 0 0	0 8 7	15 15 11	0.00 0.00 0.00	1.043 3.000 0.000					

Philadelphia Phillies @ Colorado Rockies  
Coors Field, Denver, CO  
Sun Apr 16 2006, 1:05 PM MDT  
Att: 25,144 - Sunny - 68 F

AB	31
R	0
H	7
RBI	0
BB	2
SO	6
LOB	11





Batter	1	2	3	4	5	6	7	8	9	AB	R	H	RBI	BB	SO	LOB	TOP			
Alfonso Soriano, R OBP: 0.344, SLG: 0.500 (1, 7)	F9		G4-3		G3-6-1 1B		K		G5-3	5	0	1	0	0	1	1				
Jose Vidro, S OBP: 0.400, SLG: 0.569 Gary Majewski, R (9, 1)	F8				G3-6-1 1B				1B 11 2B	5	2	3	0	0	0	1				
24 Nick Johnson, L OBP: 0.500, SLG: 0.587 (1, 3)	K				G4-3				1B 1B	4	2	1	0	1	2	1				
Daryle Ward, L OBP: 0.455, SLG: 1.200 Marlon Byrd, R OBP: 0.395, SLG: 0.344 (8, PH) (8, 8)	HR				G1-3				1B 11 2B	3	2	2	1	0	0	0				
11 Ryan Zimmerman, R OBP: 0.306, SLG: 0.333 (1, 5)	F7				G3-1				1B 1B	5	1	2	3	0	1	3				
Ryan Church, L OBP: 0.375, SLG: 1.000 (8, 9)	E3				K				1B 1B	5	1	2	4	0	1	2				
Royce Clayton, R OBP: 0.288, SLG: 0.292 (1, 6)	2B				G5-3				1B 1B	4	0	2	0	1	0	2				
Brian Schneider, L OBP: 0.286, SLG: 0.209 (1, 2)	K				G3				1B 1B	4	0	1	2	0	1	3				
Tony Armas, R Marlon Anderson, L Felix Rodriguez, R Brendan Harris, R Mike Stanton, L Damian Jackson, R (1, 1) (7, PH) (7, 1) (8, PH) (8, 1) (9, 4)	G6-3				K					2	0	0	0	0	1	1				
<b>Inning Stats</b>	R: 0 E: 0 K: 1 S: 8	H: 0 LOB: 0 BB: 0 P: 12	R: 1 E: 1 K: 1 S: 8	H: 2 LOB: 1 BB: 0 P: 12	R: 0 E: 0 K: 0 S: 7	H: 1 LOB: 1 BB: 0 P: 8	R: 3 E: 0 K: 1 S: 16	H: 4 LOB: 1 BB: 0 P: 23	R: 0 E: 0 K: 0 S: 6	H: 0 LOB: 0 BB: 0 P: 10	R: 0 E: 0 K: 1 S: 7	H: 1 LOB: 1 BB: 0 P: 11	R: 2 E: 0 K: 1 S: 17	H: 2 LOB: 3 BB: 2 P: 32	R: 4 E: 0 K: 1 S: 23	H: 4 LOB: 1 BB: 1 P: 35	1B: 7 2B: 6 3B: 0 HR: 2	SF: 0 SAC: 0 DP: 1 HBP: 1	WP: 0 PB: 0 SB: 0 CS: 0	PA: 44
<b>PITCHER</b>	IP WLS BF H R ER SO BB IBB HBP BLK WP HR S P ERA WHIP	IP WLS BF H R ER SO BB IBB HBP BLK WP HR S P ERA WHIP	IP WLS BF H R ER SO BB IBB HBP BLK WP HR S P ERA WHIP	IP WLS BF H R ER SO BB IBB HBP BLK WP HR S P ERA WHIP	IP WLS BF H R ER SO BB IBB HBP BLK WP HR S P ERA WHIP	IP WLS BF H R ER SO BB IBB HBP BLK WP HR S P ERA WHIP	IP WLS BF H R ER SO BB IBB HBP BLK WP HR S P ERA WHIP	IP WLS BF H R ER SO BB IBB HBP BLK WP HR S P ERA WHIP	IP WLS BF H R ER SO BB IBB HBP BLK WP HR S P ERA WHIP	IP WLS BF H R ER SO BB IBB HBP BLK WP HR S P ERA WHIP	IP WLS BF H R ER SO BB IBB HBP BLK WP HR S P ERA WHIP	IP WLS BF H R ER SO BB IBB HBP BLK WP HR S P ERA WHIP	IP WLS BF H R ER SO BB IBB HBP BLK WP HR S P ERA WHIP	IP WLS BF H R ER SO BB IBB HBP BLK WP HR S P ERA WHIP	IP WLS BF H R ER SO BB IBB HBP BLK WP HR S P ERA WHIP	IP WLS BF H R ER SO BB IBB HBP BLK WP HR S P ERA WHIP	IP WLS BF H R ER SO BB IBB HBP BLK WP HR S P ERA WHIP	IP WLS BF H R ER SO BB IBB HBP BLK WP HR S P ERA WHIP		
Cory Lidle, R ERA: 5.0 Arthur Rhodes, L ERA: 5.79 Geoff Geary, R ERA: 11.37	7.0 L 28 9 4 4 5 0 0 0 0 0 1 60 87 5.14 1.286	0.2 7 2 2 2 1 1 1 1 0 0 0 0 16 31 27.00 4.500	1.1 9 4 4 4 1 1 0 0 0 0 1 24 36 27.00 3.750																	

Washington Nationals @ Philadelphia Phillies  
Citizens Bank Park, Philadelphia, PA  
Tue Apr 18 2006, 7:05 PM EDT  
Att: 20,072 - Clear - 70 F

AB 40  
R 10  
H 15  
RBI 10  
BB 3  
SO 7  
LOB 18



Batter	1	2	3	4	5	6	7	8	9	AB	R	H	RBI	BB	SO	LOB	BOTTOM			
11 Jimmy Rollins, S OBP: 0.377, SLG: 0.482 (1, 6)	2B BB		G5-4-3 1B		P6		G6-3		G4-3	4	0	1	1	1	0	2				
Aaron Rowand, R OBP: 0.388, SLG: 0.520 (1, 8)	1B 1H		G5-4-3		PB 1B		G6-3			4	0	2	0	0	0	2				
Bobby Abreu, L OBP: 0.467, SLG: 0.609 (1, 9)	K				HR 1B				26 G2-3 BB	2	1	1	0	2	1	1				
Pat Burrell, R OBP: 0.358, SLG: 0.696 (1, 7)	P2				F8				K	4	1	1	2	0	1	4				
26 Chase Utley, L OBP: 0.268, SLG: 0.529 (1, 4)	P5				G4-3				G2-3	3	0	0	0	1	0	1				
6 Ryan Howard, L OBP: 0.392, SLG: 0.444 (1, 3)	G6-4-3 1B				K				K	4	0	1	0	0	3	2				
David Bell, R OBP: 0.275, SLG: 0.324 (1, 5)	G6-4-3				BB				G3-1	3	0	0	0	1	0	2				
Mike Lieberthal, R OBP: 0.382, SLG: 0.515 (1, 2)					F9				G6-3	4	1	2	0	0	0	1				
Cory Lidle, R Abraham Nunez, S Felix Rodriguez, R Arthur Rhodes, L Geoff Geary, R David DeLucci, L (1, 1) (7, PH) (8, 1) (8, 1) (8, PH)	F8				F9				1B	2	0	0	0	0	0	1				
<b>Inning Stats</b>	R: 0 E: 0 K: 1 S: 8	H: 1 LOB: 1 BB: 1 P: 14	R: 0 E: 0 K: 0 S: 9	H: 1 LOB: 0 BB: 0 P: 16	R: 1 E: 0 K: 0 S: 7	H: 2 LOB: 0 BB: 0 P: 12	R: 2 E: 0 K: 1 S: 11	H: 2 LOB: 1 BB: 1 P: 23	R: 0 E: 0 K: 0 S: 5	H: 0 LOB: 0 BB: 1 P: 11	R: 0 E: 0 K: 1 S: 6	H: 0 LOB: 1 BB: 1 P: 12	R: 0 E: 0 K: 2 S: 11	H: 0 LOB: 1 BB: 1 P: 19	R: 0 E: 0 K: 0 S: 7	H: 1 LOB: 1 BB: 0 P: 10	1B: 6 2B: 2 3B: 0 HR: 1	SF: 0 SAC: 0 DP: 3 HBP: 0	WP: 1 PB: 1 SB: 0 CS: 0	PA: 37
<b>PITCHER</b>	IP WLS BF H R ER SO BB IBB HBP BLK WP HR S P ERA WHIP	IP WLS BF H R ER SO BB IBB HBP BLK WP HR S P ERA WHIP	IP WLS BF H R ER SO BB IBB HBP BLK WP HR S P ERA WHIP	IP WLS BF H R ER SO BB IBB HBP BLK WP HR S P ERA WHIP	IP WLS BF H R ER SO BB IBB HBP BLK WP HR S P ERA WHIP	IP WLS BF H R ER SO BB IBB HBP BLK WP HR S P ERA WHIP	IP WLS BF H R ER SO BB IBB HBP BLK WP HR S P ERA WHIP	IP WLS BF H R ER SO BB IBB HBP BLK WP HR S P ERA WHIP	IP WLS BF H R ER SO BB IBB HBP BLK WP HR S P ERA WHIP	IP WLS BF H R ER SO BB IBB HBP BLK WP HR S P ERA WHIP	IP WLS BF H R ER SO BB IBB HBP BLK WP HR S P ERA WHIP	IP WLS BF H R ER SO BB IBB HBP BLK WP HR S P ERA WHIP	IP WLS BF H R ER SO BB IBB HBP BLK WP HR S P ERA WHIP	IP WLS BF H R ER SO BB IBB HBP BLK WP HR S P ERA WHIP	IP WLS BF H R ER SO BB IBB HBP BLK WP HR S P ERA WHIP	IP WLS BF H R ER SO BB IBB HBP BLK WP HR S P ERA WHIP	IP WLS BF H R ER SO BB IBB HBP BLK WP HR S P ERA WHIP	IP WLS BF H R ER SO BB IBB HBP BLK WP HR S P ERA WHIP		
Tony Armas, R Felix Rodriguez, R Mike Stanton, L Gary Majewski, R (1, 1) (7, 1) (8, 1) (9, 1)	3.71 5.19 1.59 2.45	1.0 H 4 0 0 0 0 0 0 0 0 0 0 4 11 0.00 1.000	1.0 H 4 0 0 0 2 1 0 0 0 0 0 0 11 19 0.00 1.000	1.0 H 4 1 0 0 0 0 0 0 0 0 0 0 7 10 0.00 1.000																

Washington Nationals @ Philadelphia Phillies  
Citizens Bank Park, Philadelphia, PA  
Tue Apr 18 2006, 7:05 PM EDT  
Att: 20,072 - Clear - 70 F

AB 32  
R 3  
H 9  
RBI 3  
BB 5  
SO 5  
LOB 17









Batter	1	2	3	4	5	6	7	8	9	AB	R	H	RBI	BB	SO	LOB	TOP								
Alfonso Soriano, R OBP: 0.347, SLG: 0.493										6	1	2	0	0	3	3									
Jose Vidro, S OBP: 0.400, SLG: 0.550										4	1	0	0	1	0	2									
24 Nick Johnson, L OBP: 0.529, SLG: 0.745										4	3	4	3	1	0	0									
Jose Guillen, R OBP: 0.353, SLG: 0.409										4	2	2	0	0	0	1									
Marlon Byrd, R OBP: 0.395, SLG: 0.344										0	0	0	0	0	0	0									
11 Ryan Zimmerman, R OBP: 0.319, SLG: 0.339										4	2	2	2	1	1	2									
Ryan Church, L OBP: 0.423, SLG: 0.905										3	0	1	0	2	0	3									
Royce Clayton, R OBP: 0.242, SLG: 0.246										4	1	0	2	0	0	3									
Brian Schneider, L OBP: 0.322, SLG: 0.235										4	0	2	2	1	0	1									
40 Billy Traber, L OBP: 0.333, SLG: 0.333										3	0	1	1	0	1	3									
Jon Rauch, R										1	0	0	0	0	0	0									
Marlon Anderson, L OBP: 0.294, SLG: 0.143										1	0	0	0	0	0	1									
Felix Rodriguez, R										0	0	0	0	0	0	0									
<b>Inning Stats</b>	R: 5 E: 0 K: 1 S: 20	H: 5 LOB: 2 BB: 2 P: 31	R: 4 E: 0 K: 0 S: 18	H: 2 LOB: 1 BB: 3 P: 34	R: 0 E: 0 K: 1 S: 12	H: 1 LOB: 2 BB: 1 P: 20	R: 0 E: 0 K: 2 S: 11	H: 1 LOB: 0 BB: 0 P: 22	R: 1 E: 0 K: 0 S: 7	H: 2 LOB: 0 BB: 0 P: 16	R: 0 E: 0 K: 1 S: 7	H: 1 LOB: 0 BB: 0 P: 11	R: 0 E: 0 K: 1 S: 8	H: 0 LOB: 0 BB: 0 P: 11	R: 0 E: 0 K: 0 S: 9	H: 1 LOB: 2 BB: 0 P: 12	R: 0 E: 0 K: 0 S: 6	H: 1 LOB: 1 BB: 0 P: 9	1B: 9 2B: 3 3B: 0 HR: 2	SF: 1 SAC: 0 DP: 2 HBP: 1	WP: 0 PB: 0 SB: 0 CS: 0	PA: 46			
<b>PITCHER</b>	IP WLS BF H R ER SO BB IBB HBP BLK WP HR S P ERA WHIP	IP WLS BF H R ER SO BB IBB HBP BLK WP HR S P ERA WHIP	IP WLS BF H R ER SO BB IBB HBP BLK WP HR S P ERA WHIP	IP WLS BF H R ER SO BB IBB HBP BLK WP HR S P ERA WHIP	IP WLS BF H R ER SO BB IBB HBP BLK WP HR S P ERA WHIP	IP WLS BF H R ER SO BB IBB HBP BLK WP HR S P ERA WHIP	IP WLS BF H R ER SO BB IBB HBP BLK WP HR S P ERA WHIP	IP WLS BF H R ER SO BB IBB HBP BLK WP HR S P ERA WHIP	IP WLS BF H R ER SO BB IBB HBP BLK WP HR S P ERA WHIP	IP WLS BF H R ER SO BB IBB HBP BLK WP HR S P ERA WHIP	IP WLS BF H R ER SO BB IBB HBP BLK WP HR S P ERA WHIP	IP WLS BF H R ER SO BB IBB HBP BLK WP HR S P ERA WHIP	IP WLS BF H R ER SO BB IBB HBP BLK WP HR S P ERA WHIP	IP WLS BF H R ER SO BB IBB HBP BLK WP HR S P ERA WHIP	IP WLS BF H R ER SO BB IBB HBP BLK WP HR S P ERA WHIP	IP WLS BF H R ER SO BB IBB HBP BLK WP HR S P ERA WHIP	IP WLS BF H R ER SO BB IBB HBP BLK WP HR S P ERA WHIP	IP WLS BF H R ER SO BB IBB HBP BLK WP HR S P ERA WHIP	IP WLS BF H R ER SO BB IBB HBP BLK WP HR S P ERA WHIP	IP WLS BF H R ER SO BB IBB HBP BLK WP HR S P ERA WHIP	IP WLS BF H R ER SO BB IBB HBP BLK WP HR S P ERA WHIP	IP WLS BF H R ER SO BB IBB HBP BLK WP HR S P ERA WHIP	IP WLS BF H R ER SO BB IBB HBP BLK WP HR S P ERA WHIP	IP WLS BF H R ER SO BB IBB HBP BLK WP HR S P ERA WHIP	
63 Ryan Madson, R ERA: 8.36	1.0 L 14 7 9 9 1 4 0 0 0 0 0 1 31 51 81.00 11.000	1.0 L 14 7 9 9 1 4 0 0 0 0 0 1 31 51 81.00 11.000	1.0 L 14 7 9 9 1 4 0 0 0 0 0 1 31 51 81.00 11.000	1.0 L 14 7 9 9 1 4 0 0 0 0 0 1 31 51 81.00 11.000	1.0 L 14 7 9 9 1 4 0 0 0 0 0 1 31 51 81.00 11.000	1.0 L 14 7 9 9 1 4 0 0 0 0 0 1 31 51 81.00 11.000	1.0 L 14 7 9 9 1 4 0 0 0 0 0 1 31 51 81.00 11.000	1.0 L 14 7 9 9 1 4 0 0 0 0 0 1 31 51 81.00 11.000	1.0 L 14 7 9 9 1 4 0 0 0 0 0 1 31 51 81.00 11.000	1.0 L 14 7 9 9 1 4 0 0 0 0 0 1 31 51 81.00 11.000	1.0 L 14 7 9 9 1 4 0 0 0 0 0 1 31 51 81.00 11.000	1.0 L 14 7 9 9 1 4 0 0 0 0 0 1 31 51 81.00 11.000	1.0 L 14 7 9 9 1 4 0 0 0 0 0 1 31 51 81.00 11.000	1.0 L 14 7 9 9 1 4 0 0 0 0 0 1 31 51 81.00 11.000	1.0 L 14 7 9 9 1 4 0 0 0 0 0 1 31 51 81.00 11.000	1.0 L 14 7 9 9 1 4 0 0 0 0 0 1 31 51 81.00 11.000	1.0 L 14 7 9 9 1 4 0 0 0 0 0 1 31 51 81.00 11.000	1.0 L 14 7 9 9 1 4 0 0 0 0 0 1 31 51 81.00 11.000	1.0 L 14 7 9 9 1 4 0 0 0 0 0 1 31 51 81.00 11.000	1.0 L 14 7 9 9 1 4 0 0 0 0 0 1 31 51 81.00 11.000	1.0 L 14 7 9 9 1 4 0 0 0 0 0 1 31 51 81.00 11.000	1.0 L 14 7 9 9 1 4 0 0 0 0 0 1 31 51 81.00 11.000	1.0 L 14 7 9 9 1 4 0 0 0 0 0 1 31 51 81.00 11.000	1.0 L 14 7 9 9 1 4 0 0 0 0 0 1 31 51 81.00 11.000	
Aaron Fultz, L ERA: 4.29	3.0 2 0 0 3 1 1 0 0 0 0 0 30 56 0.00 1.000	3.0 2 0 0 3 1 1 0 0 0 0 0 30 56 0.00 1.000	3.0 2 0 0 3 1 1 0 0 0 0 0 30 56 0.00 1.000	3.0 2 0 0 3 1 1 0 0 0 0 0 30 56 0.00 1.000	3.0 2 0 0 3 1 1 0 0 0 0 0 30 56 0.00 1.000	3.0 2 0 0 3 1 1 0 0 0 0 0 30 56 0.00 1.000	3.0 2 0 0 3 1 1 0 0 0 0 0 30 56 0.00 1.000	3.0 2 0 0 3 1 1 0 0 0 0 0 30 56 0.00 1.000	3.0 2 0 0 3 1 1 0 0 0 0 0 30 56 0.00 1.000	3.0 2 0 0 3 1 1 0 0 0 0 0 30 56 0.00 1.000	3.0 2 0 0 3 1 1 0 0 0 0 0 30 56 0.00 1.000	3.0 2 0 0 3 1 1 0 0 0 0 0 30 56 0.00 1.000	3.0 2 0 0 3 1 1 0 0 0 0 0 30 56 0.00 1.000	3.0 2 0 0 3 1 1 0 0 0 0 0 30 56 0.00 1.000	3.0 2 0 0 3 1 1 0 0 0 0 0 30 56 0.00 1.000	3.0 2 0 0 3 1 1 0 0 0 0 0 30 56 0.00 1.000	3.0 2 0 0 3 1 1 0 0 0 0 0 30 56 0.00 1.000	3.0 2 0 0 3 1 1 0 0 0 0 0 30 56 0.00 1.000	3.0 2 0 0 3 1 1 0 0 0 0 0 30 56 0.00 1.000	3.0 2 0 0 3 1 1 0 0 0 0 0 30 56 0.00 1.000	3.0 2 0 0 3 1 1 0 0 0 0 0 30 56 0.00 1.000	3.0 2 0 0 3 1 1 0 0 0 0 0 30 56 0.00 1.000	3.0 2 0 0 3 1 1 0 0 0 0 0 30 56 0.00 1.000	3.0 2 0 0 3 1 1 0 0 0 0 0 30 56 0.00 1.000	
Geoff Geary, R ERA: 8.68	1.0 5 1 0 0 0 0 0 0 0 0 0 9 12 0.00 1.000	1.0 5 1 0 0 0 0 0 0 0 0 0 9 12 0.00 1.000	1.0 5 1 0 0 0 0 0 0 0 0 0 9 12 0.00 1.000	1.0 5 1 0 0 0 0 0 0 0 0 0 9 12 0.00 1.000	1.0 5 1 0 0 0 0 0 0 0 0 0 9 12 0.00 1.000	1.0 5 1 0 0 0 0 0 0 0 0 0 9 12 0.00 1.000	1.0 5 1 0 0 0 0 0 0 0 0 0 9 12 0.00 1.000	1.0 5 1 0 0 0 0 0 0 0 0 0 9 12 0.00 1.000	1.0 5 1 0 0 0 0 0 0 0 0 0 9 12 0.00 1.000	1.0 5 1 0 0 0 0 0 0 0 0 0 9 12 0.00 1.000	1.0 5 1 0 0 0 0 0 0 0 0 0 9 12 0.00 1.000	1.0 5 1 0 0 0 0 0 0 0 0 0 9 12 0.00 1.000	1.0 5 1 0 0 0 0 0 0 0 0 0 9 12 0.00 1.000	1.0 5 1 0 0 0 0 0 0 0 0 0 9 12 0.00 1.000	1.0 5 1 0 0 0 0 0 0 0 0 0 9 12 0.00 1.000	1.0 5 1 0 0 0 0 0 0 0 0 0 9 12 0.00 1.000	1.0 5 1 0 0 0 0 0 0 0 0 0 9 12 0.00 1.000	1.0 5 1 0 0 0 0 0 0 0 0 0 9 12 0.00 1.000	1.0 5 1 0 0 0 0 0 0 0 0 0 9 12 0.00 1.000	1.0 5 1 0 0 0 0 0 0 0 0 0 9 12 0.00 1.000	1.0 5 1 0 0 0 0 0 0 0 0 0 9 12 0.00 1.000	1.0 5 1 0 0 0 0 0 0 0 0 0 9 12 0.00 1.000	1.0 5 1 0 0 0 0 0 0 0 0 0 9 12 0.00 1.000	1.0 5 1 0 0 0 0 0 0 0 0 0 9 12 0.00 1.000	1.0 5 1 0 0 0 0 0 0 0 0 0 9 12 0.00 1.000
Rheal Cormier, L ERA: 7.71	1.0 4 1 0 0 0 0 0 0 0 0 0 6 9 0.00 1.000	1.0 4 1 0 0 0 0 0 0 0 0 0 6 9 0.00 1.000	1.0 4 1 0 0 0 0 0 0 0 0 0 6 9 0.00 1.000	1.0 4 1 0 0 0 0 0 0 0 0 0 6 9 0.00 1.000	1.0 4 1 0 0 0 0 0 0 0 0 0 6 9 0.00 1.000	1.0 4 1 0 0 0 0 0 0 0 0 0 6 9 0.00 1.000	1.0 4 1 0 0 0 0 0 0 0 0 0 6 9 0.00 1.000	1.0 4 1 0 0 0 0 0 0 0 0 0 6 9 0.00 1.000	1.0 4 1 0 0 0 0 0 0 0 0 0 6 9 0.00 1.000	1.0 4 1 0 0 0 0 0 0 0 0 0 6 9 0.00 1.000	1.0 4 1 0 0 0 0 0 0 0 0 0 6 9 0.00 1.000	1.0 4 1 0 0 0 0 0 0 0 0 0 6 9 0.00 1.000	1.0 4 1 0 0 0 0 0 0 0 0 0 6 9 0.00 1.000	1.0 4 1 0 0 0 0 0 0 0 0 0 6 9 0.00 1.000	1.0 4 1 0 0 0 0 0 0 0 0 0 6 9 0.00 1.000	1.0 4 1 0 0 0 0 0 0 0 0 0 6 9 0.00 1.000	1.0 4 1 0 0 0 0 0 0 0 0 0 6 9 0.00 1.000	1.0 4 1 0 0 0 0 0 0 0 0 0 6 9 0.00 1.000	1.0 4 1 0 0 0 0 0 0 0 0 0 6 9 0.00 1.000	1.0 4 1 0 0 0 0 0 0 0 0 0 6 9 0.00 1.000	1.0 4 1 0 0 0 0 0 0 0 0 0 6 9 0.00 1.000	1.0 4 1 0 0 0 0 0 0 0 0 0 6 9 0.00 1.000	1.0 4 1 0 0 0 0 0 0 0 0 0 6 9 0.00 1.000	1.0 4 1 0 0 0 0 0 0 0 0 0 6 9 0.00 1.000	1.0 4 1 0 0 0 0 0 0 0 0 0 6 9 0.00 1.000

Washington Nationals @ Philadelphia Phillies  
Citizens Bank Park, Philadelphia, PA  
Thu Apr 20 2006, 7:05 PM EDT  
Att: 28,177 - Clear - 81 F

AB 38  
R 10  
H 14  
RBI 10  
BB 6  
SO 5  
LOB 19



Batter	1	2	3	4	5	6	7	8	9	AB	R	H	RBI	BB	SO	LOB	BOTTOM
11 Jimmy Rollins, S OBP: 0.338, SLG: 0.415										4	1	0	0	1	0	2	
Aaron Rowand, R OBP: 0.365, SLG: 0.492										4	0	0	0	0	1	1	
Bobby Abreu, L OBP: 0.449, SLG: 0.604										3	2	0	0	1	0	1	
Pat Burrell, R OBP: 0.361, SLG: 0.654										3	1	1	2	1	0	0	
26 Chase Utley, L OBP: 0.323, SLG: 0.552										4	0	2	2	0	1	1	
David Bell, R OBP: 0.255, SLG: 0.364										4	0	0	0	0	0	3	
6 Ryan Howard, L OBP: 0.400, SLG: 0.481										3	0	0	0	1	1	1	
Mike Lieberthal, R OBP:																	



Batter	1	2	3	4	5	6	7	8	9	AB	R	H	RBI	BB	SO	LOB	TOP						
2 Hanley Ramirez, R OBP: 0.400, SLG: 0.594	1-1 G6-3			0-0 G6-3		1-1 F9		1-1 G5-3		4	0	0	0	0	0	0	<b>Florida Marlins @ Philadelphia Phillies</b> Citizens Bank Park, Philadelphia, PA Fri Apr 21 2006, 7:05 PM EDT Att: 20,227 - Cloudy - 54 F						
6 Dan Uggla, R OBP: 0.350, SLG: 0.481	2-1 L5			0-3 K		1-1 1B 14 S		1-1 G5-3		4	1	1	0	0	1	0							
Miguel Cabrera, R OBP: 0.431, SLG: 0.607	0-0 F8			3-3 K2-3		1-0 14 S 1B		0-1 P4		4	1	1	0	0	1	0							
14 Josh Willingham, R OBP: 0.355, SLG: 0.589 Joe Borowski, R (9, 1)		2-3 K			0-0 G3		3-3 K		0-2 G6-3	4	0	0	0	0	2	1							
17 Mike Jacobs, L OBP: 0.322, SLG: 0.451 1 Eric Reed, L OBP: 0.167, SLG: 0.091 (9, 8)		0-0 P5			0-1 61 2B		1-2 3-H 2-2 1B		4-2 F8 BB	3	1	2	1	1	0	0							
Matt Caglicky, L OBP: 0.250, SLG: 0.250 Chris Aquila, R OBP: 0.257, SLG: 0.281 (9, 7)		3-2 G3			1-1 P6		2-2 F9		0-0 F8	3	0	0	0	0	0	2							
61 Reggie Abercrombie, R OBP: 0.250, SLG: 0.342 (9, 9)			1-3 K		0-0 20 1B		2-3 K			3	1	1	1	0	2	0							
20 Matt Treanor, R OBP: 0.188, SLG: 0.200 (1, 2)			2-2 G4-3		3-2 2H 1B		0-1 G5-3			3	0	1	1	0	0	0							
Scott Olsen, L (1, 1)			2-3 K		0-0 G4-3		2-3 K			3	0	0	0	0	2	1							
Matt Herges, L (7, 1)										0	0	0	0	0	0	0							
Wes Helms, R OBP: 0.467, SLG: 0.571 (9, 3)										0	0	0	0	0	0	0							
<b>Inning Stats</b>	R: 0 E: 0 K: 0 S: 5	H: 0 LOB: 0 BB: 0 P: 8	R: 0 E: 0 K: 1 S: 8	H: 0 LOB: 0 BB: 0 P: 13	R: 0 E: 0 K: 2 S: 10	H: 0 LOB: 0 BB: 0 P: 15	R: 0 E: 0 K: 2 S: 9	H: 0 LOB: 0 BB: 0 P: 12	R: 2 E: 0 K: 1 S: 17	H: 3 LOB: 1 BB: 0 P: 27	R: 0 E: 0 K: 2 S: 8	H: 0 LOB: 0 BB: 0 P: 12	R: 0 E: 0 K: 0 S: 6	H: 0 LOB: 0 BB: 0 P: 8	R: 0 E: 0 K: 0 S: 6	H: 0 LOB: 1 BB: 1 P: 10	1B: 4 2B: 2 3B: 0 HR: 0	SF: 0 SAC: 0 DP: 0 HBP: 0	WP: 0 PB: 0 SB: 2 CS: 0	PA: 33			
<b>PITCHER</b>	IP WLS BF H R ER SO BB IBB HBP BLK WP HR S P ERA WHIP	7.0 L 27 6 4 4 8 0 0 0 0 0 0 67 101 5.14 0.857	2.0 6 0 0 0 0 1 0 0 0 0 0 0 12 18 0.00 0.500																				


Batter	1	2	3	4	5	6	7	8	9	AB	R	H	RBI	BB	SO	LOB	BOTTOM					
Aaron Rowand, R OBP: 0.368, SLG: 0.484 (1, 8)	1-0 S 1B		1-1 CS 1B		0-0 F8		1-2 E5		1-1 P3	5	0	2	0	0	0	1	<b>Florida Marlins @ Philadelphia Phillies</b> Citizens Bank Park, Philadelphia, PA Fri Apr 21 2006, 7:05 PM EDT Att: 20,227 - Cloudy - 54 F					
Alex Gonzalez, R OBP: 0.154, SLG: 0.083 (1, 6)	1-1 L9		4-0 G4-6-3 BB			0-2 26 G4-3 BB 1B		3-H P6		3	0	1	0	1	0	2						
Bobby Abreu, L OBP: 0.452, SLG: 0.607 (1, 9)	1-1 F7		1-2 G4-6-3			4-1 BB		2-2 WP 26 G4-3 2B		3	1	1	0	1	0	2						
Pat Burrell, R OBP: 0.338, SLG: 0.607 (1, 7)	1-0 G5-3			2-2 F8		0-0 P3		2-3 K		4	0	0	0	0	1	4						
26 Chase Utley, L OBP: 0.304, SLG: 0.516 (1, 4)		0-3 K		2-1 P3		2-1 G4-3		1-0 G4-3		4	0	0	1	0	1	2						
David Bell, R OBP: 0.275, SLG: 0.375 (1, 5)		0-0 F7		0-0 P4			1-1 6 2B G4-3 1B		0-1 1B	4	1	2	0	0	0	0						
6 Ryan Howard, L OBP: 0.406, SLG: 0.500 (1, 3)		1-2 1B 1B			1-0 L3		0-0 G4-3 E 2B		0-0 G1-3	4	1	2	0	0	0	1						
Sal Fasano, R OBP: 0.238, SLG: 0.400 11 Jimmy Rollins, S OBP: 0.333, SLG: 0.409 (9, PH)		2-2 1B 1B			0-0 21 SH1-4 1B		0-1 G4-3		3-1 P4	3	0	2	1	0	0	1						
21 Jon Lieber, L (1, 1)		2-2 1B 1B			2-1 SH1-4		1-1 3-H P3		2-2 G6-3	1	0	0	0	0	0	2						
8 Shane Victorino, S OBP: 0.250, SLG: 0.273 Ryan Franklin, R (8, 1)										1	0	0	0	0	0	1						
David Delucci, L OBP: 0.133, SLG: 0.200 (9, PH)										0	0	0	0	0	0	0						
<b>Inning Stats</b>	R: 0 E: 0 K: 0 S: 6	H: 1 LOB: 1 BB: 0 P: 10	R: 0 E: 0 K: 1 S: 14	H: 2 LOB: 2 BB: 0 P: 19	R: 0 E: 0 K: 0 S: 5	H: 1 LOB: 0 BB: 1 P: 11	R: 0 E: 0 K: 0 S: 7	H: 0 LOB: 0 BB: 0 P: 11	R: 0 E: 0 K: 0 S: 5	H: 1 LOB: 1 BB: 0 P: 8	R: 0 E: 0 K: 0 S: 8	H: 1 LOB: 2 BB: 1 P: 14	R: 2 E: 1 K: 0 S: 11	H: 2 LOB: 1 BB: 0 P: 15	R: 1 E: 0 K: 1 S: 12	H: 2 LOB: 1 BB: 0 P: 17	R: 0 E: 0 K: 0 S: 7	H: 0 LOB: 0 BB: 0 P: 13	1B: 8 2B: 2 3B: 0 HR: 0	SF: 0 SAC: 1 DP: 1 HBP: 0	WP: 1 PB: 0 SB: 1 CS: 1	PA: 37
<b>PITCHER</b>	IP WLS BF H R ER SO BB IBB HBP BLK WP HR S P ERA WHIP	6.2 W 27 8 2 1 1 0 0 0 0 1 0 16 23 6.75 1.500	1.1 H 7 2 1 1 1 0 0 0 0 0 0 7 13 0.00 0.000																			










Batter	1	2	3	4	5	6	7	8	9	AB	R	H	RBI	BB	SO	LOB	TOP										
18 Cory Sullivan, L (1, 8) OBP: 0.338, SLG: 0.446	1-3 K		0-0 FC3 5 WP 12 SH5-4		0-0 1B		4-2 12 2B BB		0-0 SH3-4	3	0	1	0	1	1	1	<b>Colorado Rockies @ Philadelphia Phillies</b> Citizens Bank Park, Philadelphia, PA Mon Apr 24 2006, 7:05 PM EDT Att: 20,244 - Partly Cloudy - 64 F  <b>AB 33</b> <b>R 5</b> <b>H 8</b> <b>RBI 4</b> <b>BB 4</b> <b>SO 12</b> <b>LOB 16</b>  										
12 Clint Barmes, R (1, 6) OBP: 0.288, SLG: 0.365	2-1 G4-3		0-1 SH5-4		1-3 K		0-0 2B		2-3 K	4	0	1	1	0	2	2											
5 Matt Holliday, R (1, 7) OBP: 0.266, SLG: 0.500	2-3 K		3-3 K			0-0 G6-3			0-0 G5-3	5	0	0	0	0	2	4											
27 Garrett Atkins, R (1, 5) OBP: 0.416, SLG: 0.549		1-0 1B 1B	1-1 G5-3			0-3 K			4-2 FC5-4 11 1B BB FC3-6	3	2	1	0	1	1	1											
11 Brad Hawpe, L (1, 9) OBP: 0.423, SLG: 0.667	1-2 1B 1B			1-3 K		1-3 K2-3			1-1 FC5-4 1B	4	0	2	0	0	2	0											
Eli Marrero, R (1, 3) OBP: 0.424, SLG: 0.821	0-2 G6-4-3 1B			2-3 K			0-1 HR		2-2 FC5-4 FC3-6	4	1	2	2	0	1	2											
Luis Gonzalez, R (1, 4) OBP: 0.250, SLG: 0.349	1-3 K			1-1 P3			2-1 G1-3		2-2 FC3-6	4	0	0	1	0	1	3											
Miguel Ojeda, R (1, 2) OBP: 0.333, SLG: 0.500	3-2 G6-4-3				3-1 G6-3		0-0 F9		0-3 K	4	0	0	0	0	1	3											
37 Josh Fogg, R (1, 1) Scott Dohmann, R (6, 1)			4-0 12 SH5-4 5 WP 18 E BB		2-3 K		3-2 18 BB 12 2B 1B		4-2 18 SH3-4 BB	1	1	0	0	1	1	0											
19 Ryan Spilborghs, R (7, PH) 39 Tom Martin, L (7, 1) Jamey Carroll, R (9, PH)										0	0	0	0	0	0	0											
<b>Inning Stats</b>	R: 0 E: 0 K: 2 S: 9	H: 0 LOB: 0 BB: 0 P: 14	R: 1 E: 0 K: 1 S: 14	H: 3 LOB: 1 BB: 0 P: 20	R: 1 E: 1 K: 1 S: 8	H: 0 LOB: 1 BB: 1 P: 16	R: 0 E: 0 K: 2 S: 8	H: 0 LOB: 0 BB: 0 P: 12	R: 0 E: 0 K: 2 S: 10	H: 1 LOB: 1 BB: 0 P: 16	R: 0 E: 0 K: 2 S: 7	H: 0 LOB: 0 BB: 0 P: 8	R: 2 E: 0 K: 0 S: 12	H: 3 LOB: 2 BB: 1 P: 21	R: 1 E: 0 K: 1 S: 15	H: 1 LOB: 1 BB: 1 P: 24	R: 0 E: 0 K: 1 S: 10	H: 0 LOB: 1 BB: 1 P: 17	1B: 6 2B: 3 3B: 0 HR: 1	SF: 0 SAC: 2 DP: 1 HBP: 0	WP: 1 PB: 0 SB: 0 CS: 0	PA: 39					
<b>PITCHER</b>	IP Cory Lidle, R (1, 1) ERA: 4.74	WLS W	BF 28	H 6	R 4	ER 3	SO 10	BB 2	IBB 0	HBP 0	BLK 0	WP 1	HR 1	S 66	P 105	ERA 4.05	WHIP 1.200										
Ryan Franklin, R (7, 1) Arthur Rhodes, L (8, 1) 45 Tom Gordon, R (9, 1)	0.1 1.0 1.0	H H S	2 5 4	1 1 0	0 1 0	0 1 0	10 1 1	0 1 1	0 0 0	0 0 0	0 0 0	0 0 0	0 0 0	0 15 10	2 24 17	0.00 9.00 0.00	3.000 2.000 1.000										

Batter	1	2	3	4	5	6	7	8	9	AB	R	H	RBI	BB	SO	LOB	BOTTOM										
11 Jimmy Rollins, S (1, 6) OBP: 0.350, SLG: 0.425	2-2 26 1B SF8 2B		0-1 26 2B 1B		1-0 F7		2-2 G4-3			4	2	2	0	0	0	1	<b>Colorado Rockies @ Philadelphia Phillies</b> Citizens Bank Park, Philadelphia, PA Mon Apr 24 2006, 7:05 PM EDT Att: 20,244 - Partly Cloudy - 64 F  <b>AB 32</b> <b>R 6</b> <b>H 10</b> <b>RBI 6</b> <b>BB 1</b> <b>SO 6</b> <b>LOB 12</b>  										
26 Chase Utley, L (1, 4) OBP: 0.324, SLG: 0.537	1-2 F9 6 1B SF8 1B		2-0 2B 2B		1-0 E1 6 1B BB		3-2 1B 1B			4	3	3	0	0	0	0											
Bobby Abreu, L (1, 9) OBP: 0.444, SLG: 0.590	3-2 SF8		3-1 1B 2B		4-1 FC5 6 1B BB		2-3 K			2	1	1	3	1	1	1											
Pat Burrell, R (1, 7) 8 Shane Victorino, S (7, PR) OBP: 0.250, SLG: 0.273	2-2 F9		0-0 2B		2-2 F8		1-0 1B			4	0	2	1	0	0	3											
6 Ryan Howard, L (1, 3) Aaron Rowand, R (1, 8) OBP: 0.342, SLG: 0.444	2-3 1B		2-H 1B		2-2 G4-3		1-3 K			4	0	2	2	0	1	2											
	3-H 1B		2-H 1B		1-2 2-H 1B		1-3 K			4	0	0	2	0	1	2											
	G1-3		1-1 F8		3-1 FC5		0-0 F8			4	0	0	0	0	0	5											
					1-2 2-3F					4	0	0	0	0	1	0											
David Bell, R (1, 5) Mike Lieberthal, R (1, 2)	0-0 F8		0-3 K		1-2 L9		0-0 G5-3			4	0	0	0	0	1	0											
	3-2 L7		0-2 G6-3		1-0 SH3-4 HBP		1-2 G6-3			3	0	0	0	0	0	0											
Cory Lidle, R (1, 1) Ryan Franklin, R (7, 1) Arthur Rhodes, L (8, 1) Alex Gonzalez, R (8, PH) 45 Tom Gordon, R (9, 1)	1-3 K		2-3 K		0-0 SH3-4		1-3 K			2	0	0	0	0	2	0											
					1-2					0	0	0	0	0	0	0											
										0	0	0	0	0	0	0											
										0	0	0	0	0	1	0											
										0	0	0	0	0	0	0											
<b>Inning Stats</b>	R: 2 E: 0 K: 0 S: 17	H: 3 LOB: 1 BB: 0 P: 28	R: 0 E: 0 K: 1 S: 8	H: 0 LOB: 0 BB: 0 P: 12	R: 3 E: 0 K: 0 S: 9	H: 4 LOB: 0 BB: 0 P: 15	R: 0 E: 0 K: 2 S: 11	H: 0 LOB: 0 BB: 0 P: 13	R: 1 E: 1 K: 0 S: 11	H: 1 LOB: 2 BB: 1 P: 24	R: 0 E: 0 K: 0 S: 7	H: 0 LOB: 1 BB: 0 P: 11	R: 0 E: 0 K: 2 S: 13	H: 2 LOB: 2 BB: 0 P: 20	R: 0 E: 0 K: 1 S: 7	H: 0 LOB: 0 BB: 0 P: 9	1B: 7 2B: 3 3B: 0 HR: 0	SF: 1 SAC: 1 DP: 0 HBP: 1	WP: 0 PB: 0 SB: 0 CS: 0	PA: 36							
<b>PITCHER</b>	IP 37 Josh Fogg, R (1, 1) ERA: 4.76	WLS L	BF 24	H 6	R 0	ER 5	SO 3	BB 1	IBB 0	HBP 0	BLK 0	WP 0	HR 0	S 56	P 92	ERA 9.00	WHIP 1.800										
Scott Dohmann, R (6, 1) 39 Tom Martin, L (7, 1)	1.0 2.0	4 8	0 2	0 0	0 0	0 3	0 3	0 0	0 0	0 0	0 0	0 0	7 20	11 29	0.00 0.00	0.000 1.000											







Batter	1	2	3	4	5	6	7	8	9	AB	R	H	RBI	BB	SO	LOB	TOP										
18 Cory Sullivan, L OBP: 0.378, SLG: 0.518 (1, 8)	2-2 G4-6-3 1B		3-1 27 BB 12 1B 1B			1-2 HR	0-0 G4-3	0-1 1-2 2-H 1B		5	1	4	2	0	0	0											
12 Clint Barmes, R OBP: 0.300, SLG: 0.417 (1, 6)	0-1 F9		2-0 27 BB 1B			1-1 5 G4-3 27 WP 2B		2-3 P1	2-3 K	5	1	2	1	0	1	3											
5 Matt Holliday, R OBP: 0.258, SLG: 0.459 (1, 7)	0-0 G4-6-3 1-2		F9			1-2 G4-3		2-0 G6-3		5	0	0	0	0	0	4											
27 Garrett Atkins, R OBP: 0.437, SLG: 0.532 (1, 5)		0-1 G6-3	4-0 1-2 2-3 BB			1-2 11 1B 1B		4-1 BB		3	1	1	0	2	1	0											
11 Brad Hawpe, L OBP: 0.409, SLG: 0.620 (1, 9)		3-3 K	0-1 F7			1-1 1B		0-1 F9		5	0	1	0	0	2	4											
Jason Smith, L OBP: 0.435, SLG: 0.610 Jamey Carroll, R OBP: 0.394, SLG: 0.286 (8, PH) (8, 4)	0-0 1B			1-2 G4-3	0-1 G4-6-3 1B			4-2 18 1B BB		3	0	2	1	0	0	0											
Luis Gonzalez, R OBP: 0.229, SLG: 0.319 (8, 3)	1-0 F9			0-3 K	1-0 G4-6-3 1-2			2-3 K		4	0	0	0	0	2	4											
Danny Ardoin, R OBP: 0.250, SLG: 0.271 (1, 2)			3-2 18 1B 12 1B SH1-4 HBP 1B	1-0 1B		1-0 G4-3		1-1 G6-3		3	1	1	0	0	0	1											
Jason Jennings, L Chico Freeman, R 39 Tom Martin, L Scott Dohmann, R 19 Ryan Spillberghs, R David Cortes, R (11, 1) (5, PH) (6, 1) (7, 1) (8, PH) (8, 1)			2-0 SH1-4	1-0 G4-3		3-2 G5-3		4-2 18 1B BB		1	0	0	0	0	0	1											
<b>Inning Stats</b>	R: 0 E: 0 K: 0 S: 9	H: 1 LOB: 0 BB: 0 P: 11	R: 0 E: 0 K: 1 S: 9	H: 1 LOB: 1 BB: 0 P: 13	R: 1 E: 0 K: 0 S: 11	H: 2 LOB: 3 BB: 1 P: 28	R: 0 E: 0 K: 1 S: 9	H: 1 LOB: 1 BB: 0 P: 12	R: 3 E: 0 K: 0 S: 16	H: 5 LOB: 1 BB: 0 P: 22	R: 0 E: 0 K: 0 S: 6	H: 0 LOB: 1 BB: 1 P: 12	R: 1 E: 0 K: 2 S: 14	H: 1 LOB: 2 BB: 2 P: 27	R: 0 E: 0 K: 2 S: 10	H: 0 LOB: 0 BB: 0 P: 15	1B: 9 2B: 1 3B: 0 HR: 1	SF: 0 SAC: 1 DP: 2 HBP: 1	WP: 1 PA: 41 PB: 0 SB: 0 CS: 0								
<b>PITCHER</b>	IP	WLS	BF	H	R	ER	SO	BB	IBB	HBP	BLK	WP	HR	S	P	ERA	WHIP										
63 Ryan Madson, R ERA: 8.05	5.0	W	25	10	4	4	2	1	0	1	0	1	1	54	86	7.20	2.200										
Clay Condrey, R ERA	1.0	H	3	0	0	0	0	0	0	0	0	0	0	5	9	0.00	0.000										
Ryan Franklin, R ERA: 2.92	1.0	H	4	0	0	0	0	1	0	0	0	0	0	6	12	0.00	1.000										
Arthur Rhodes, L ERA: 5.87	1.0	H	6	1	1	1	2	2	0	0	0	0	0	14	27	9.00	3.000										
45 Tom Gordon, R ERA: 0.93	1.0		3	0	0	0	2	0	0	0	0	0	0	10	15	0.00	0.000										

Colorado Rockies @ Philadelphia Phillies  
Citizens Bank Park, Philadelphia, PA  
Wed Apr 26 2006, 7:05 PM EDT  
Att. 19,182 - Clear - 57 F

AB 35  
R 5  
H 11  
RBI 4  
BB 4  
SO 6  
LOB 17



Batter	1	2	3	4	5	6	7	8	9	AB	R	H	RBI	BB	SO	LOB	BOTTOM										
11 Jimmy Rollins, S OBP: 0.322, SLG: 0.390 (1, 6)	2-2 G1-3	3-2 SF7	2-0 G4-3			3-1 L6		1-0 SAFE 26 1B 1B		4	1	1	1	0	0	1											
26 Chase Utley, L OBP: 0.357, SLG: 0.547 (1, 4)	2-2 BB 2B	4-1 BB		0-1 P6		1-0 BB 1B		2-0 6B 1-2 2-3 1B		4	1	3	0	1	0	0											
Bobby Abreu, L OBP: 0.440, SLG: 0.552 (1, 9)	4-1 SAFE 2B	1-2 SAFE F7		4-1 BB		1-2 K		2-0 SF7		2	1	0	1	2	1	2											
Pat Burrell, R OBP: 0.392, SLG: 0.606 45 Tom Gordon, R (9, 1)	2-1 1-H 2-H 2B		2-0 6 1B HR 1B	4-2 BB		4-2 BB		0-3 K		3	1	2	2	2	1	2											
6 Ryan Howard, L OBP: 0.415, SLG: 0.556 (1, 3)	3-3 K		3-1 HR 1B	1-3 K		3-2 F9		0-2 FC4 1B		5	1	2	1	0	2	5											
Aaron Rowand, R OBP: 0.337, SLG: 0.413 (1, 8)	1-2 G5-3		2-2 F8	1-1 F8		1-1 P4		1-1 FC4		5	0	0	0	0	0	7											
David Bell, R OBP: 0.288, SLG: 0.429 (1, 5)		1-0 2B	2-1 2H HR			0-0 G5-3		1-0 G6-3		4	2	2	3	0	0	0											
Mike Lieberthal, R OBP: 0.340, SLG: 0.438 (1, 2)		1-0 63 SH2-4 11 SF7 2B	1-1 1B			0-1 G4-6-3 1B		2-1 F9		4	1	3	1	0	0	0											
63 Ryan Madson, L Abraham Nunez, S Clay Condrey, R Ryan Franklin, R Arthur Rhodes, L David Dellucci, L 8 Shane Victorino, S (11, 1) (5, PH) (6, 1) (7, 1) (8, PH) (8, 7)		2-2 SH2-4	2-3 K			2-2 G4-6-3		3-2 26 1B 11 1B SF7 1B		1	0	0	0	0	0	1											
<b>Inning Stats</b>	R: 2 E: 0 K: 1 S: 16	H: 2 LOB: 1 BB: 1 P: 30	R: 2 E: 0 K: 0 S: 15	H: 2 LOB: 1 BB: 1 P: 27	R: 3 E: 0 K: 1 S: 14	H: 4 LOB: 1 BB: 0 P: 28	R: 0 E: 0 K: 1 S: 10	H: 0 LOB: 2 BB: 2 P: 20	R: 0 E: 0 K: 1 S: 11	H: 1 LOB: 0 BB: 1 P: 23	R: 0 E: 0 K: 0 S: 5	H: 0 LOB: 0 BB: 0 P: 9	R: 0 E: 0 K: 1 S: 15	H: 4 LOB: 2 BB: 0 P: 24	R: 2 E: 0 K: 1 S: 15	H: 4 LOB: 2 BB: 0 P: 24	1B: 10 2B: 3 3B: 0 HR: 1	SF: 2 SAC: 1 DP: 1 HBP: 0	WP: 0 PA: 42 PB: 0 SB: 0 CS: 0								
<b>PITCHER</b>	IP	WLS	BF	H	R	ER	SO	BB	IBB	HBP	BLK	WP	HR	S	P	ERA	WHIP										
Jason Jennings, R ERA: 6.6	5.0	L	27	9	7	7	3	4	0	0	0	0	0	11	23	0.00	2.000										
39 Tom Martin, L ERA: 5.25	1.0		5	1	0	0	1	1	0	0	0	0	0	5	9	0.00	0.000										
Scott Dohmann, R ERA: 4.91	1.0		3	0	0	0	0	0	0	0	0	0	0	5	9	0.00	0.000										
David Cortes, R ERA: 1.5	1.0		7	4	2	2	1	0	0	0	0	0	0	15	24	18.00	4.000										

Colorado Rockies @ Philadelphia Phillies  
Citizens Bank Park, Philadelphia, PA  
Wed Apr 26 2006, 7:05 PM EDT  
Att. 19,182 - Clear - 57 F

AB 34  
R 9  
H 14  
RBI 9  
BB 5  
SO 5  
LOB 19













Batter	1	2	3	4	5	6	7	8	9	AB	R	H	RBI	BB	SO	LOB	TOP					
11 Jimmy Rollins, S OBP: 0.304, SLG: 0.362	G6-3		K		F7			K		4	0	0	0	0	2	1	Philadelphia Phillies @ Pittsburgh Pirates PNC Park, Pittsburgh, PA Sat Apr 29 2006, 7:05 PM EDT Att: 33,944 - Clear - 68 F					
26 Chase Utley, L OBP: 0.333, SLG: 0.494	G3				G1-6-3 1B	G4-3		G4-3		4	0	1	0	0	0	0						
Aaron Rowand, R OBP: 0.351, SLG: 0.448	L4				G1-6-3 1-2f	K		HR		4	1	1	1	0	1	1						
Bobby Abreu, L OBP: 0.447, SLG: 0.571		G1-3			PB 1B BB			F8		3	1	1	0	1	0	0						
Pat Burrell, R OBP: 0.396, SLG: 0.566		G6-3			6B 1B			BB BB		2	0	1	1	2	0	0						
8 Shane Victorino, S (9, PR) OBP: 0.235, SLG: 0.250		G6-3			1-H 1B			FC4-6 BB		0	0	0	0	0	0	0						
6 Ryan Howard, L OBP: 0.404, SLG: 0.512					FC6-4 1B			K		4	0	1	0	0	2	3						
David Bell, R OBP: 0.286, SLG: 0.411					G5-3	FC6-4 1-2f		F8		3	0	0	0	1	0	2						
Mike Lieberthal, R OBP: 0.321, SLG: 0.407					G5-3			G6-4-3 1B		3	0	1	0	0	1	0						
David Dellucci, L (9, PH) OBP: 0.207, SLG: 0.200								BB		0	0	0	0	1	0	0						
Cory Lidle, R OBP: 0.222, SLG: 0.375								BB		2	0	1	0	0	0	0						
Abraham Nunez, S (7, PH) OBP: 0.185, SLG: 0.192								BB		1	0	0	0	0	0	1						
Rheal Cormier, L (7, 1)										0	0	0	0	0	0	0						
Geoff Geary, R OBP: 0.500, SLG: 1.000										0	0	0	0	0	0	0						
Alex Gonzalez, R (9, PH) OBP: 0.125, SLG: 0.067								BB		1	0	0	0	0	0	3						
<b>Inning Stats</b>	R: 0 E: 0 K: 0 S: 6	H: 0 LOB: 0 BB: 0 P: 10	R: 0 E: 0 K: 1 S: 7	H: 0 LOB: 0 BB: 0 P: 11	R: 0 E: 0 K: 1 S: 8	H: 1 LOB: 1 BB: 0 P: 12	R: 1 E: 0 K: 0 S: 11	H: 3 LOB: 2 BB: 1 P: 23	R: 0 E: 0 K: 1 S: 8	H: 0 LOB: 0 BB: 0 P: 10	R: 0 E: 0 K: 1 S: 10	H: 1 LOB: 2 BB: 0 P: 19	R: 0 E: 0 K: 0 S: 6	H: 1 LOB: 0 BB: 0 P: 11	R: 1 E: 0 K: 1 S: 12	H: 1 LOB: 0 BB: 0 P: 18	R: 0 E: 0 K: 1 S: 9	H: 0 LOB: 2 BB: 3 P: 25	1B: 4 2B: 1 3B: 1 HR: 1	SF: 0 SAC: 0 DP: 3 HBP: 0	WP: 0 PB: 1 SB: 0 CS: 0	PA: 36
<b>PITCHER</b>	IP WLS BF H R ER SO BB IBB HBP BLK WP HR S P ERA WHIP																					
28 Paul Maholm, L (1, 1) ERA: 2.45	7.0 W 27 6 1 1 4 2 0 0 0 0 0 0 56 96 1.29 1.143																					
Damaso Marte, L (8, 1) ERA: 2.45	0.2 H 2 0 0 0 1 0 0 0 0 0 0 0 8 12 0.00 0.000																					
16 Salomon Torres, R (8, 1) ERA: 3.12	0.1 H 2 1 1 1 0 0 0 0 0 0 0 1 4 6 27.00 3.000																					
Michael Gonzalez, L (9, 1) ERA: 2.16	0.1 H 3 0 0 0 1 2 0 0 0 0 0 0 6 15 0.00 6.000																					
Roberto Hernandez, R (9, 1) ERA: 3.18	0.2 S 2 0 0 0 0 1 0 0 0 0 0 0 3 10 0.00 1.500																					

Batter	1	2	3	4	5	6	7	8	9	AB	R	H	RBI	BB	SO	LOB	BOTTOM			
6 Chris Duffy, L (1, 8) OBP: 0.265, SLG: 0.303	F8		2H 1B			G1-3		G5-3		4	0	1	1	0	0	0	Philadelphia Phillies @ Pittsburgh Pirates PNC Park, Pittsburgh, PA Sat Apr 29 2006, 7:05 PM EDT Att: 33,944 - Clear - 68 F			
2 Jack Wilson, R (1, 6) OBP: 0.383, SLG: 0.541	F8				G6-3			K		3	0	0	0	0	1	0				
Jason Bay, R (1, 7) OBP: 0.434, SLG: 0.500	F8				HR 2B			G5-3		3	1	1	0	0	0	0				
Jeremy Burnitz, L (1, 9) OBP: 0.266, SLG: 0.416		P6			HR 2H			G5-3 1B		3	1	2	2	0	0	0				
Craig Wilson, R (1, 3) OBP: 0.367, SLG: 0.690		P6			K			P6		3	0	0	0	0	1	1				
Joe Randa, R (1, 5) OBP: 0.280, SLG: 0.333		F7			K			G5-3		3	0	0	0	0	1	1				
26 Ronny Paulino, R (1, 2) OBP: 0.333, SLG: 0.304					E5 6 1B			G6-3		3	1	1	0	0	0	1				
Jose Castillo, R (1, 4) OBP: 0.294, SLG: 0.312					K			G6-3		3	0	0	0	0	1	1				
28 Paul Maholm, L (1, 1) ERA: 4.4					K			G1-3		2	0	0	0	0	2	1				
Damaso Marte, L (8, 1) ERA: 2.45										0	0	0	0	0	0	0				
16 Salomon Torres, R (8, 1) ERA: 3.12										0	0	0	0	0	0	0				
13 Nate McLouth, L (8, PH) OBP: 0.207, SLG: 0.200										1	0	0	0	0	0	0				
Michael Gonzalez, R (9, 1) ERA: 2.16										0	0	0	0	0	0	0				
Roberto Hernandez, R (9, 1) ERA: 3.18										0	0	0	0	0	0	0				
<b>Inning Stats</b>	R: 0 E: 0 K: 0 S: 11	H: 0 LOB: 0 BB: 0 P: 16	R: 0 E: 0 K: 0 S: 9	H: 0 LOB: 0 BB: 0 P: 11	R: 1 E: 1 K: 2 S: 9	H: 2 LOB: 1 BB: 0 P: 13	R: 2 E: 0 K: 2 S: 9	H: 2 LOB: 0 BB: 0 P: 12	R: 0 E: 0 K: 1 S: 6	H: 0 LOB: 0 BB: 0 P: 9	R: 0 E: 0 K: 1 S: 9	H: 1 LOB: 1 BB: 0 P: 13	R: 0 E: 0 K: 0 S: 7	H: 1 LOB: 0 BB: 0 P: 11	R: 0 E: 0 K: 0 S: 8	H: 0 LOB: 0 BB: 0 P: 8	1B: 3 2B: 1 3B: 0 HR: 1	SF: 0 SAC: 0 DP: 0 HBP: 0	WP: 0 PB: 0 SB: 0 CS: 0	PA: 28
<b>PITCHER</b>	IP WLS BF H R ER SO BB IBB HBP BLK WP HR S P ERA WHIP																			
Cory Lidle, R (1, 1) ERA: 4.4	6.0 L 21 4 3 2 6 4 3 2 6 0 0 0 7 74 3.00 0.667																			
Rheal Cormier, L (7, 1) ERA: 5.79	1.0 4 1 0 0 0 0 0 0 0 0 0 0 7 11 0.00 1.000																			
Geoff Geary, R (8, 1) ERA: 5.79	1.0 3 0 0 0 0 0 0 0 0 0 0 0 8 8 0.00 0.000																			










Batter	1	2	3	4	5	6	7	8	9	AB	R	H	RBI	BB	SO	LOB	TOP					
11 Jimmy Rollins, S OBP: 0.313, SLG: 0.382	G5-3		K		F9		FC5-2 8 1B			5	1	1	1	0	1	3	<b>Philadelphia Phillies @ Florida Marlins</b> Dolphin Stadium, Miami, FL Mon May 01 2006, 7:05 PM EDT Att: 6,017 - Clear - 80 F					
8 Shane Victorino, S OBP: 0.273, SLG: 0.250	L6			FC5-4 HBP		F8		P4		4	0	1	2	0	0	2						
Aaron Rowand, R OBP: 0.337, SLG: 0.423	F9			FC5-4 26 BB 1B		K	G6-3		G4-3	5	1	0	0	0	1	2						
Pat Burrell, R OBP: 0.404, SLG: 0.639 Arthur Rhodes, L		G6-3								3	1	1	1	1	1	0						
David Dellucci, L OBP: 0.217, SLG: 0.190 45 Tom Gordon, R				26 BB 1B						0	0	0	0	0	0	0						
26 Chase Utley, L OBP: 0.333, SLG: 0.478		G3-1		FC6-4 1B			G6-3 1B HBP		P6	4	1	1	1	0	1	0						
David Bell, R OBP: 0.309, SLG: 0.421					F9					3	1	2	0	0	0	2						
Alex Gonzalez, R OBP: 0.167, SLG: 0.091							G6-3 1B			4	1	1	1	0	1	5						
Mike Lieberthal, R OBP: 0.317, SLG: 0.397					G4-3					4	1	1	1	0	0	1						
63 Ryan Madson, L Geoff Geary, R Abraham Nunez, S Clay Condrey, R Rheal Cormier, L Bobby Abreu, L										2	0	0	0	0	0	2						
<b>Inning Stats</b>	R: 0 E: 0 K: 0 S: 5	H: 0 LOB: 0 BB: 0 P: 8	R: 0 E: 0 K: 1 S: 11	H: 0 LOB: 1 BB: 0 P: 19	R: 0 E: 0 K: 2 S: 7	H: 0 LOB: 0 BB: 0 P: 10	R: 1 E: 0 K: 0 S: 10	H: 1 LOB: 2 BB: 1 P: 20	R: 0 E: 0 K: 1 S: 9	H: 0 LOB: 0 BB: 0 P: 15	R: 0 E: 0 K: 2 S: 10	H: 0 LOB: 0 BB: 0 P: 13	R: 4 E: 0 K: 0 S: 15	H: 4 LOB: 1 BB: 0 P: 20	R: 3 E: 0 K: 0 S: 15	H: 4 LOB: 2 BB: 1 P: 27	R: 0 E: 0 K: 2 S: 7	H: 0 LOB: 0 BB: 0 P: 10	1B: 8 2B: 0 3B: 0 HR: 1	SF: 0 SAC: 0 DP: 0 HBP: 3	WP: 2 PB: 0 SB: 0 CS: 0	PA: 41
<b>PITCHER</b>	IP WLS BF H R ER SO BB IBB HBP BLK WP HR S P ERA WHIP																					
Dontrelle Willis, L ERA: 4.38	(1, 1) 7.1 L 34 8 8 8 6 1 0 3 0 0 2 1 75 120 9.82 1.227																					
Franklyn German, R ERA: 2.25	(8, 1) 0.2 4 1 0 0 0 0 0 1 0 0 0 0 0 7 12 0.00 1.500																					
Todd Wellemeyer, R ERA: 4.32	(9, 1) 1.0 3 0 0 0 2 0 0 0 0 0 0 0 0 7 10 0.00 0.000																					

AB	36
R	8
H	9
RBI	7
BB	2
SO	8
LOB	15



Batter	1	2	3	4	5	6	7	8	9	AB	R	H	RBI	BB	SO	LOB	BOTTOM					
2 Hanley Ramirez, R OBP: 0.370, SLG: 0.469	G3-1		F7	FC6-4-5-6 6 HR						4	1	0	1	1	1	5	<b>Philadelphia Phillies @ Florida Marlins</b> Dolphin Stadium, Miami, FL Mon May 01 2006, 7:05 PM EDT Att: 6,017 - Clear - 80 F					
6 Dan Uggla, R OBP: 0.333, SLG: 0.466										5	2	3	2	0	1	5						
Miguel Cabrera, R OBP: 0.446, SLG: 0.568										3	0	0	0	2	2	1						
14 Josh Willingham, R OBP: 0.392, SLG: 0.585										5	0	2	1	0	2	4						
17 Mike Jacobs, L OBP: 0.293, SLG: 0.346										5	0	0	0	0	1	5						
Miguel Olivo, R OBP: 0.295, SLG: 0.526										2	1	0	0	0	2	0						
Chris Aguilera, R OBP: 0.310, SLG: 0.365										4	1	2	0	0	1	1						
61 Reggie Abercrombie, R OBP: 0.238, SLG: 0.283										3	0	2	1	1	0	0						
Dontrelle Willis, L Franklyn German, R Wes Helms, R 1 Eric Reed, L Todd Wellemeyer, R										2	0	1	0	0	0	1						
<b>Inning Stats</b>	R: 1 E: 0 K: 2 S: 14	H: 2 LOB: 1 BB: 0 P: 20	R: 0 E: 0 K: 1 S: 7	H: 0 LOB: 0 BB: 0 P: 9	R: 0 E: 0 K: 1 S: 13	H: 2 LOB: 3 BB: 1 P: 24	R: 4 E: 0 K: 0 S: 12	H: 3 LOB: 1 BB: 1 P: 21	R: 0 E: 0 K: 1 S: 6	H: 0 LOB: 0 BB: 0 P: 10	R: 0 E: 0 K: 1 S: 9	H: 1 LOB: 2 BB: 1 P: 18	R: 0 E: 0 K: 0 S: 7	H: 1 LOB: 0 BB: 0 P: 11	R: 0 E: 0 K: 2 S: 15	H: 1 LOB: 3 BB: 2 P: 27		R: 0 E: 0 K: 2 S: 9	H: 0 LOB: 0 BB: 0 P: 13	1B: 7 2B: 3 3B: 0 HR: 1	SF: 0 SAC: 1 DP: 2 HBP: 2	WP: 0 PB: 0 SB: 1 CS: 2
<b>PITCHER</b>	IP WLS BF H R ER SO BB IBB HBP BLK WP HR S P ERA WHIP																					
63 Ryan Madson, R ERA: 8.14	(1, 1) 5.1 1 0 0 0 1 0 0 0 0 0 0 0 5 8 0.00 0.000																					
Geoff Geary, R ERA: 5.52	(6, 1) 0.2 1 0 0 0 0 0 0 0 0 0 0 0 4 7 0.00 3.000																					
Clay Condrey, R ERA: 4.5	(7, 1) 0.1 W 1 0 0 0 0 0 0 0 0 0 0 0 3 4 0.00 0.000																					
Rheal Cormier, L ERA	(7, 1) 0.2 W 1 0 0 0 0 0 0 0 0 0 0 0 3 4 0.00 0.000																					
Arthur Rhodes, L ERA: 5.19	(8, 1) 1.0 H 6 1 0 0 2 2 0 0 0 0 0 0 15 27 0.00 3.000																					

AB	33
R	5
H	10
RBI	5
BB	5
SO	10
LOB	22

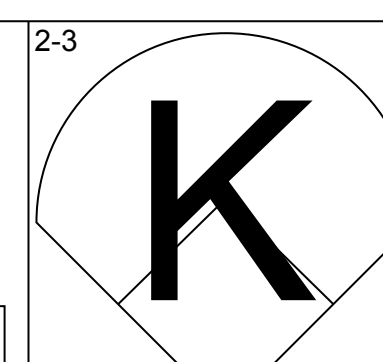
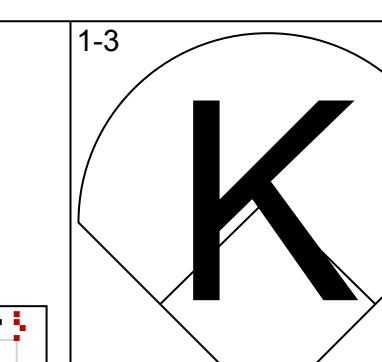
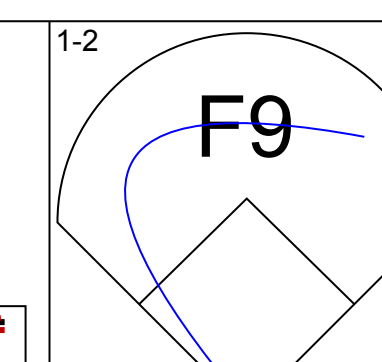
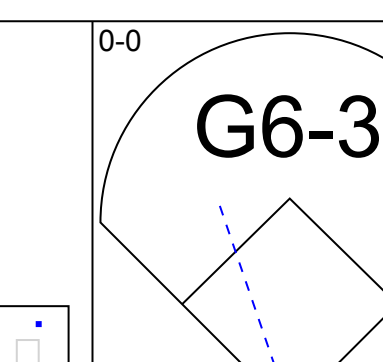
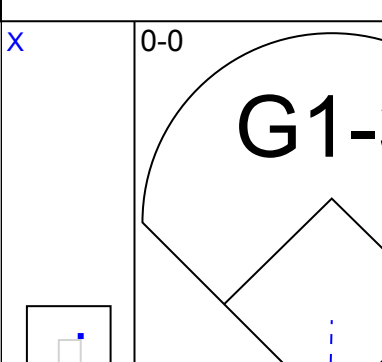
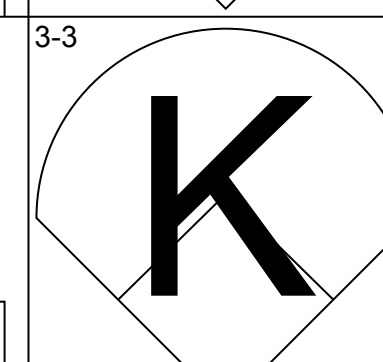
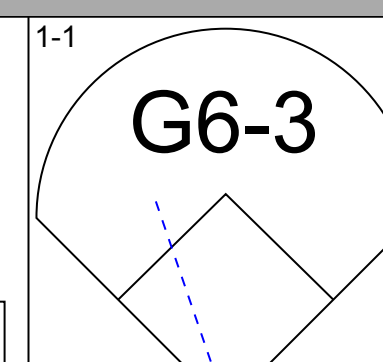
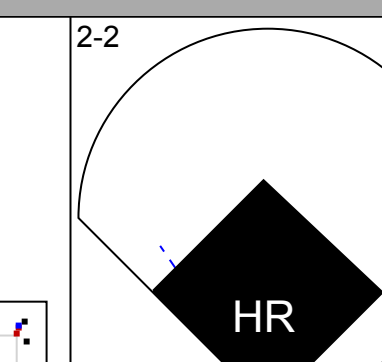
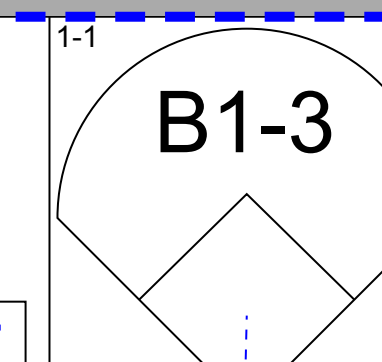
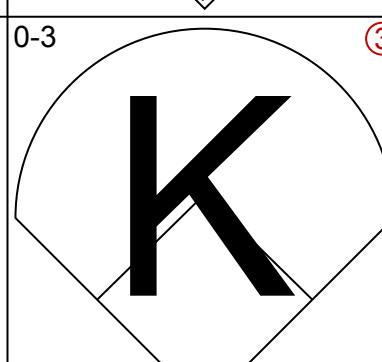
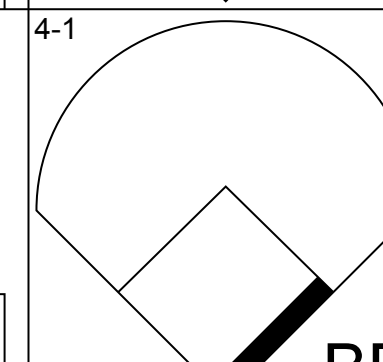
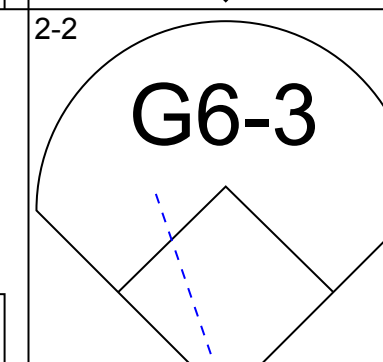
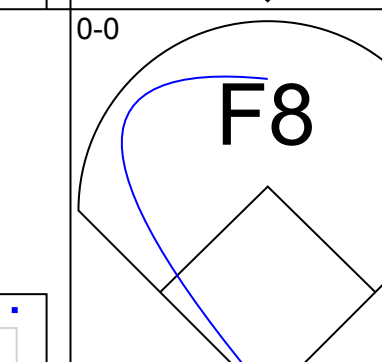
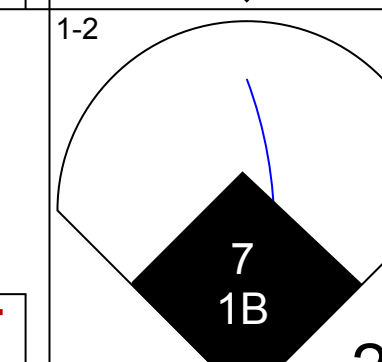
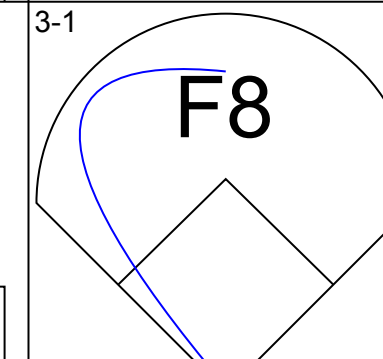
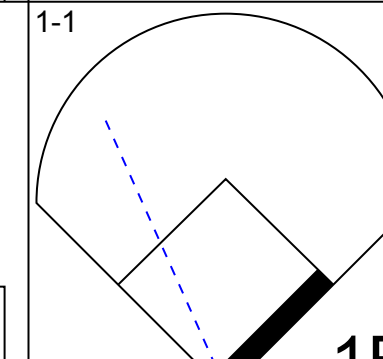
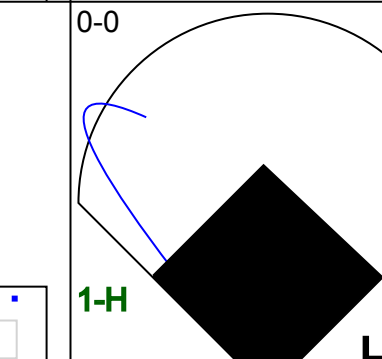
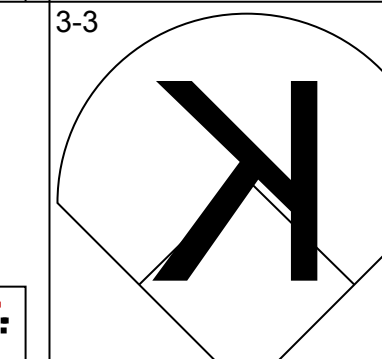
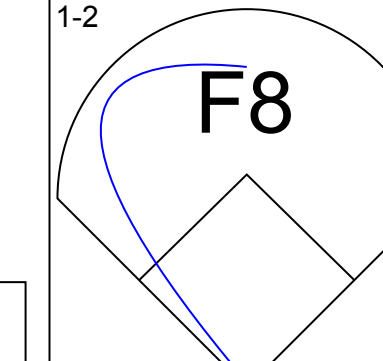
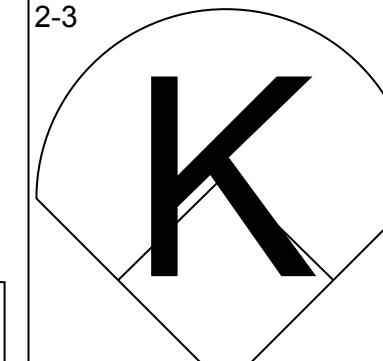
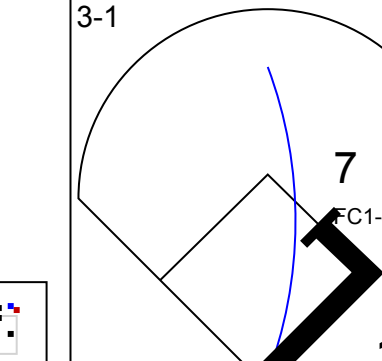
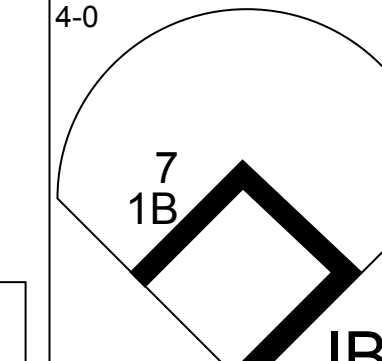
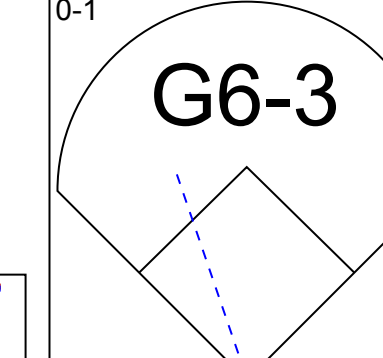
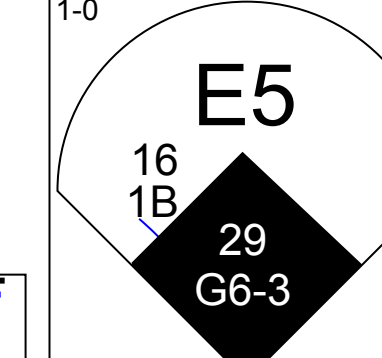
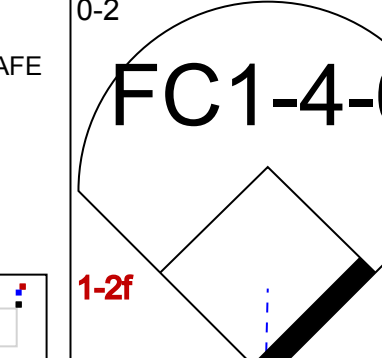
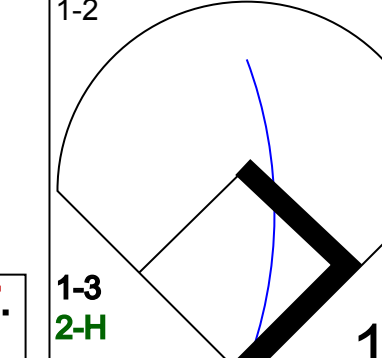
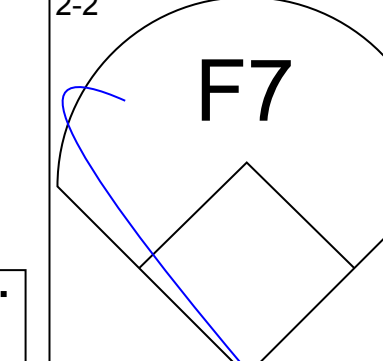
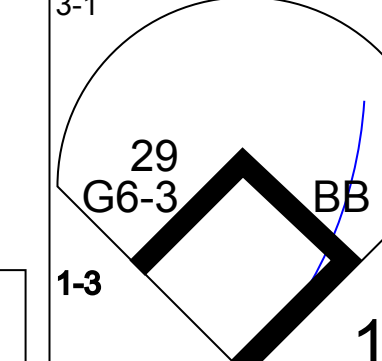
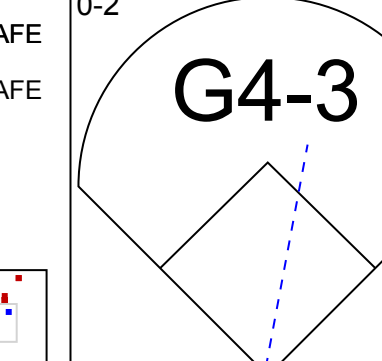
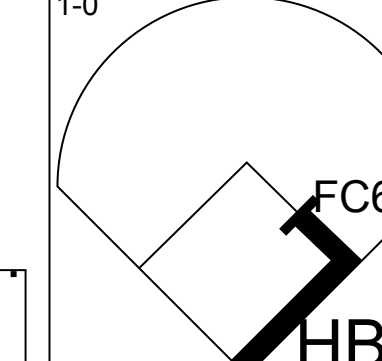
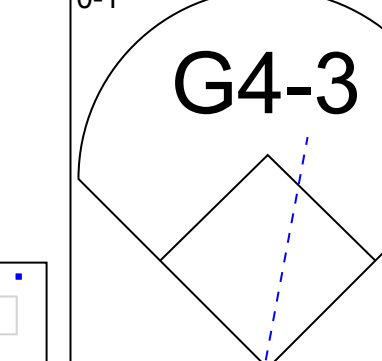
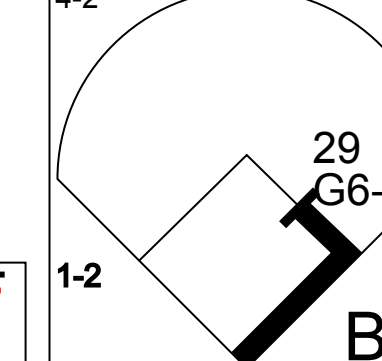
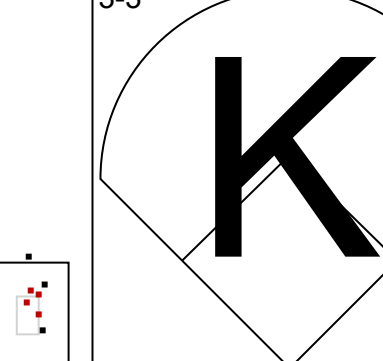
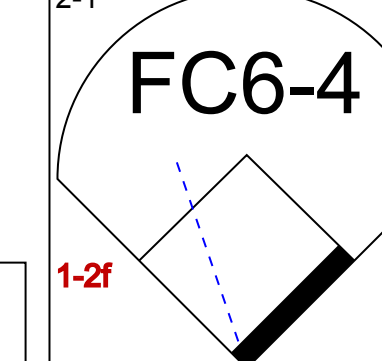
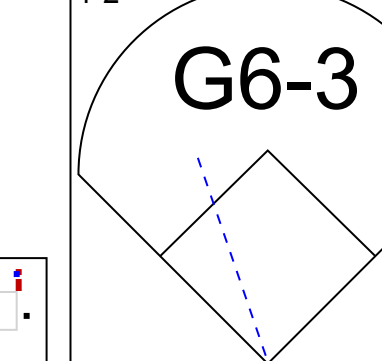
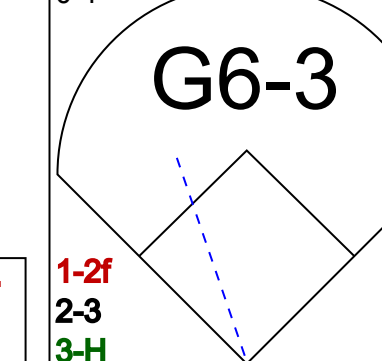
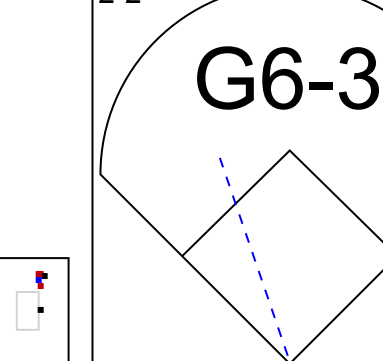
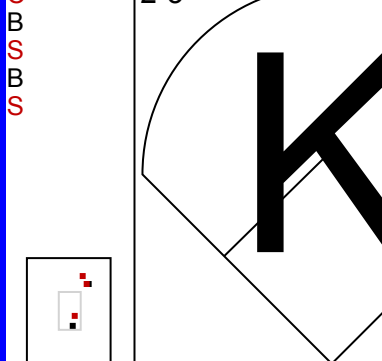





Batter	1	2	3	4	5	6	7	8	9	AB	R	H	RBI	BB	SO	LOB	TOP					
11 Jimmy Rollins, S OBP: 0.308, SLG: 0.402	1-1 F8		3-1 F9		1-1 F8		1-1 HR	2-3 K		5	1	1	1	0	1	1	Philadelphia Phillies @ Florida Marlins Dolphin Stadium, Miami, FL Tue May 02 2006, 7:05 PM EDT Att: 6,652 - Partly Cloudy - 79 F					
26 Chase Utley, L OBP: 0.346, SLG: 0.479	2-2 L3			4-0 BB BB	0-1 S		2-0 BB BB		2-1 P6	4	2	2	0	1	0	0						
Bobby Abreu, L OBP: 0.465, SLG: 0.573	2-1 3B			4-1 BB BB	3-3 K		4-1 BB		4-1 1B S	2	2	1	0	3	1	1						
Pat Burrell, R 45 Tom Gordon, R	1-0 L8			4-1 BB		2-3 K	4-2 BB		0-3 K	3	2	0	0	2	2	2						
Aaron Rowand, R OBP: 0.349, SLG: 0.446		1-0 L8		4-1 BB		1-0 F8	1-2 BB		2-1 1B	4	0	2	4	1	0	0						
6 Ryan Howard, L OBP: 0.388, SLG: 0.489		2-2 F7		1-2 BB	2-1 G6-4-3		1-2 G6-3		0-0 F8	5	0	2	2	0	0	3						
David Bell, R OBP: 0.294, SLG: 0.400		1-2 G5-3		1-3 K	1-3 K		2-1 P6		0-0 F8	4	0	0	0	0	1	3						
Sal Fasano, R OBP: 0.229, SLG: 0.364			1-3 K		0-0 G6-4-3		0-3 K		1-2 G5-3	4	0	0	0	0	2	2						
21 Jon Lieber, L Abraham Nunez, S Geoff Geary, R David DeLoatch, L Ryan Franklin, R 8 Shane Victorino, S			2-3 K		0-3 K		0-0 F7		4-1 BB	2	0	0	0	0	0	0						
Inning Stats	R: 0 E: 0 K: 0 S: 8	H: 1 LOB: 1 BB: 0 P: 14	R: 0 E: 0 K: 0 S: 7	H: 0 LOB: 0 BB: 0 P: 11	R: 0 E: 0 K: 2 S: 9	H: 0 LOB: 0 BB: 0 P: 15	R: 3 E: 0 K: 1 S: 9	H: 1 LOB: 1 BB: 0 P: 28	R: 0 E: 0 K: 2 S: 10	H: 1 LOB: 1 BB: 0 P: 14	R: 0 E: 0 K: 1 S: 9	H: 1 LOB: 1 BB: 0 P: 15	R: 4 E: 0 K: 1 S: 14	H: 3 LOB: 1 BB: 2 P: 27	R: 0 E: 0 K: 1 S: 8	H: 0 LOB: 1 BB: 1 P: 15		R: 0 E: 0 K: 1 S: 10	H: 1 LOB: 2 BB: 1 P: 18	1B: 5 2B: 0 3B: 2 HR: 1	SF: 0 SAC: 0 DP: 1 HBP: 0	WP: 0 PB: 0 SB: 2 CS: 0
PITCHER	IP	WLS	BF	H	R	ER	SO	BB	IBB	HBP	BLK	WP	HR	S	P	ERA	WHIP					
Scott Olsen, L ERA: 3.15	3.0		15	2	3	3	2	4	0	0	0	0	0	29	63	9.00	2.000					
Randy Messenger, R ERA	3.0	L	10	2	0	0	4	0	0	0	0	0	0	23	34	0.00	0.667					
47 Ricky Nolasco, R ERA: 6.97	0.2		6	2	4	4	1	2	0	0	0	0	1	10	21	54.00	6.000					
Matt Herges, R ERA: 4.85	1.1	B	6	1	0	0	1	1	0	0	0	0	0	12	21	0.00	1.500					
Joe Borowski, R ERA: 4.0	1.0		5	1	0	0	1	1	0	0	0	0	0	10	18	0.00	2.000					

Batter	1	2	3	4	5	6	7	8	9	AB	R	H	RBI	BB	SO	LOB	BOTTOM					
2 Hanley Ramirez, R OBP: 0.363, SLG: 0.450	1-3 K		1-2 K		1-0 6 1B	3-2 B2-5			0-2 F9	4	1	0	0	0	2	1	Philadelphia Phillies @ Florida Marlins Dolphin Stadium, Miami, FL Tue May 02 2006, 7:05 PM EDT Att: 6,652 - Partly Cloudy - 79 F					
6 Dan Uggla, R OBP: 0.347, SLG: 0.473	0-0 14 HBP		0-0 14 1B		0-1 14 FC3		1-2 G4-3		0-0 G4-3	5	2	3	0	0	0	0						
Miguel Cabrera, R OBP: 0.448, SLG: 0.565	0-0 F9		2-2 F8		0-1 14 E		1-1 FC6-4		1-3 FC6-4	4	1	2	1	0	0	2						
14 Josh Willingham, R OBP: 0.396, SLG: 0.576	2-2 FC6-4		0-1 S		0-0 FC3		1-3 K		1-3 K	3	1	1	1	0	1	2						
Wes Helms, R OBP: 0.310, SLG: 0.370	0-1 FC6-4		3-2 G3-1		1-3 61 3B		0-1 FC6-4		1-2 FC6-4	4	0	0	0	0	1	6						
Chris Aquila, R OBP: 0.306, SLG: 0.357		1-2 G6-3		0-0 1B	1-3 K				2-1 P3	4	0	1	0	0	1	2						
61 Reggie Abercrombie, R Joe Borowski, R		2-1 F8		1-2 P4	2-2 20 2				2-3 K	4	0	1	2	0	1	1						
20 Matt Treanor, R OBP: 0.300, SLG: 0.357		2-1 2B		0-0 P6	2-1 2				0-0 F9	4	0	2	0	0	0	1						
Scott Olsen, L Randy Messenger, R Matt Cepicky, L 47 Ricky Nolasco, R Matt Herges, L 4 Alfredo Amezaga, S		1-1 G4-3		2-3 K		1-0 G3-1			3-2 L5	1	0	0	0	0	0	1						
Inning Stats	R: 0 E: 0 K: 1 S: 9	H: 1 LOB: 2 BB: 0 P: 12	R: 0 E: 0 K: 0 S: 9	H: 1 LOB: 0 BB: 0 P: 15	R: 1 E: 0 K: 1 S: 12	H: 2 LOB: 1 BB: 0 P: 18	R: 0 E: 0 K: 1 S: 10	H: 1 LOB: 1 BB: 0 P: 13	R: 4 E: 0 K: 2 S: 17	H: 3 LOB: 1 BB: 0 P: 24	R: 0 E: 0 K: 0 S: 7	H: 1 LOB: 0 BB: 0 P: 11	R: 0 E: 0 K: 1 S: 10	H: 1 LOB: 1 BB: 0 P: 13	R: 0 E: 0 K: 1 S: 6	H: 0 LOB: 0 BB: 0 P: 10		R: 0 E: 0 K: 0 S: 11	H: 0 LOB: 0 BB: 0 P: 14	1B: 7 2B: 3 3B: 1 HR: 0	SF: 0 SAC: 0 DP: 1 HBP: 2	WP: 0 PB: 0 SB: 2 CS: 0
PITCHER	IP	WLS	BF	H	R	ER	SO	BB	IBB	HBP	BLK	WP	HR	S	P	ERA	WHIP					
21 Jon Lieber, R ERA: 6.87	6.0	W	29	9	5	4	5	0	0	0	0	0	0	10	13	6.00	1.500					
Geoff Geary, R ERA: 5.17	1.0	H	4	1	0	0	1	0	0	0	0	0	0	6	10	0.00	0.000					
Ryan Franklin, R ERA: 3.68	1.0	H	3	0	0	0	1	0	0	0	0	0	0	6	10	0.00	0.000					
45 Tom Gordon, R ERA: 0.71	1.0	S	3	0	0	0	0	0	0	0	0	0	0	11	14	0.00	0.000					

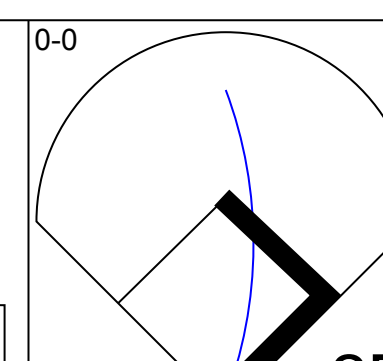
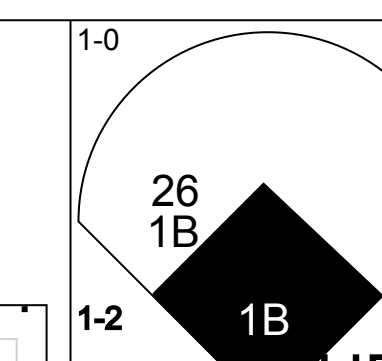
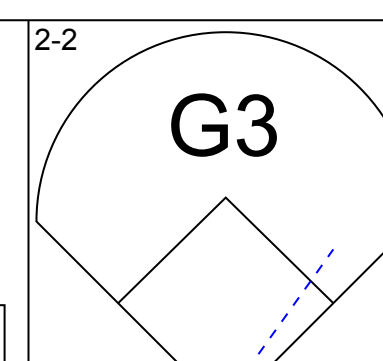
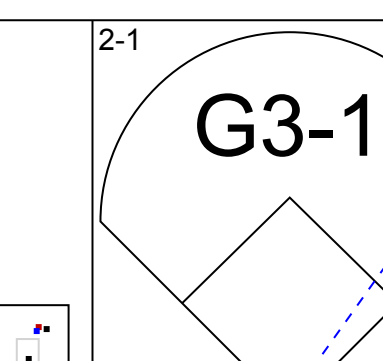
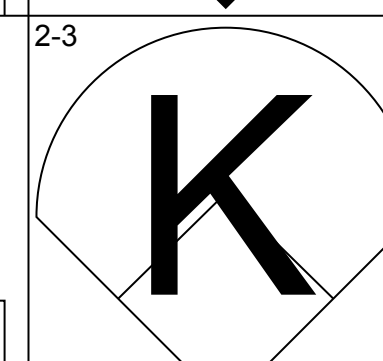
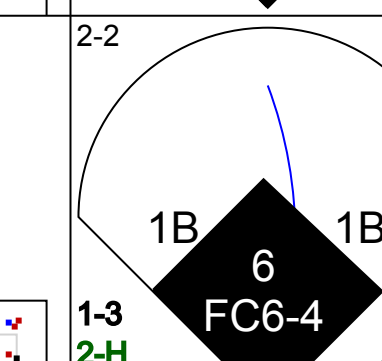
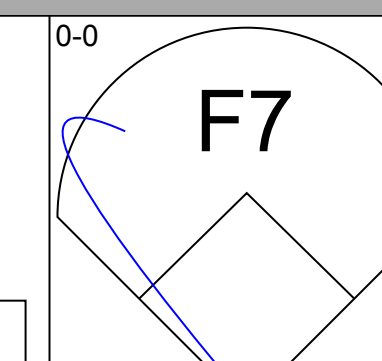
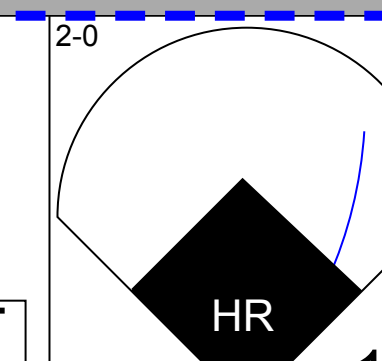
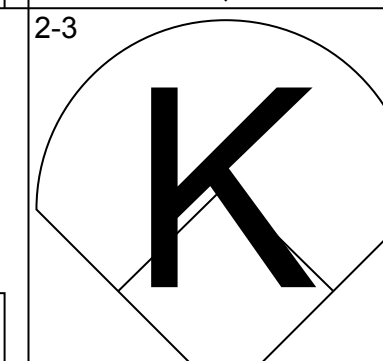
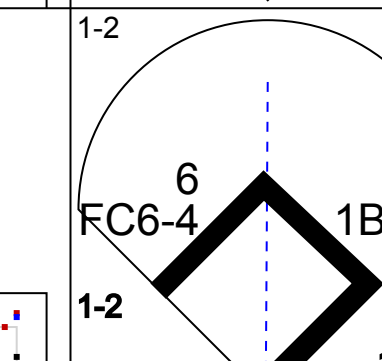
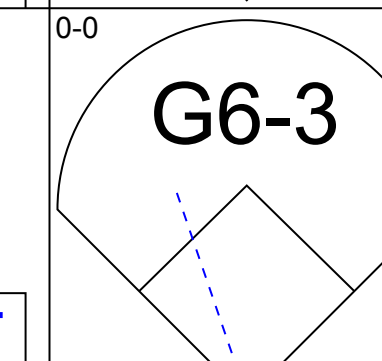
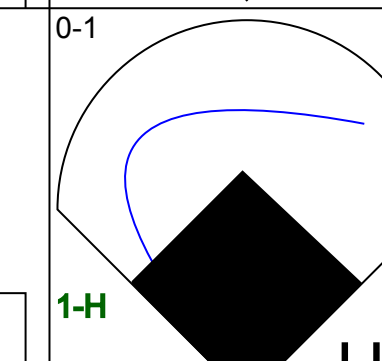
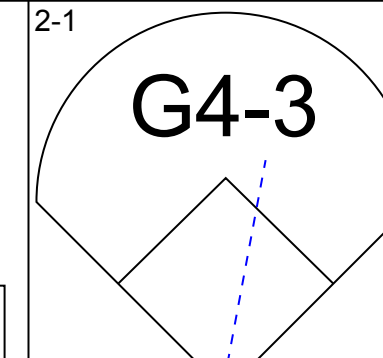
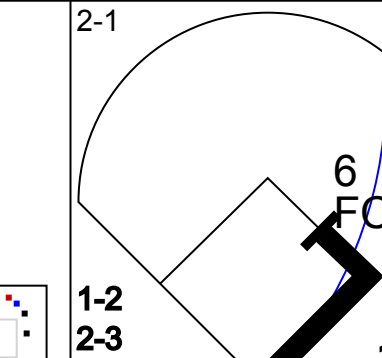
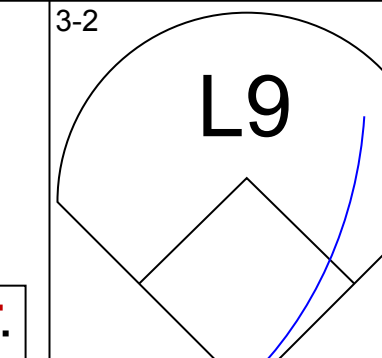
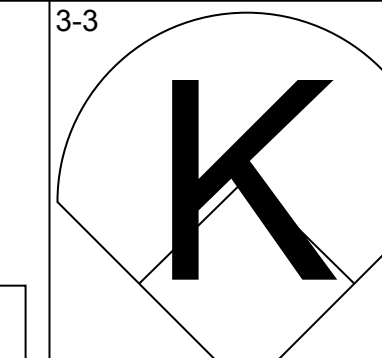
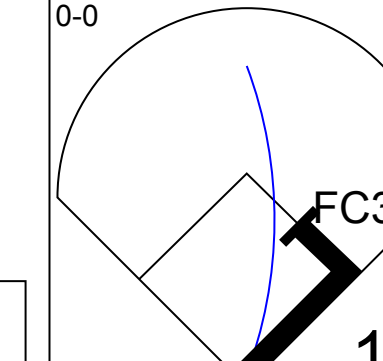
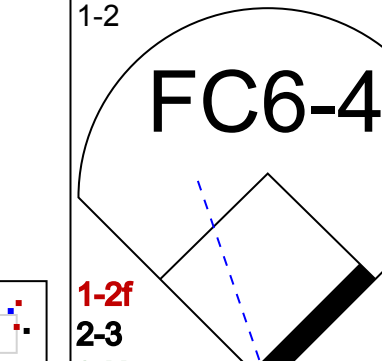
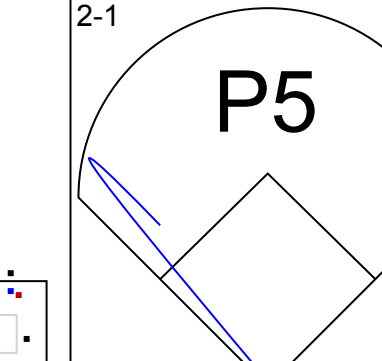
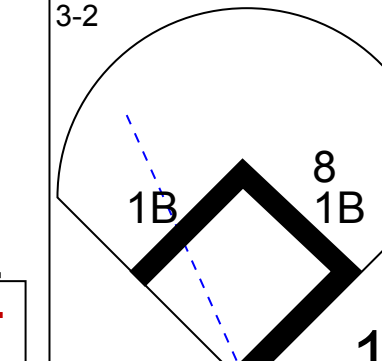
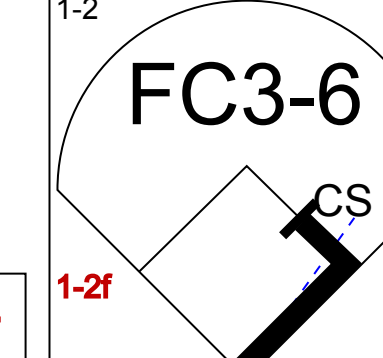
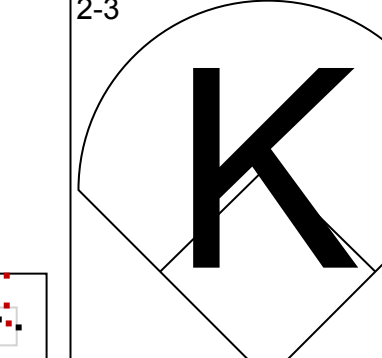
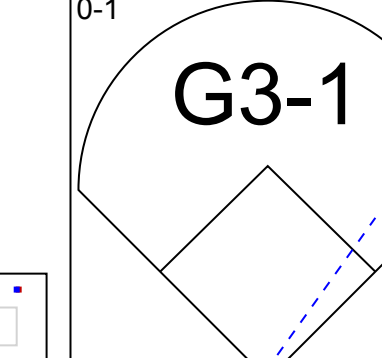
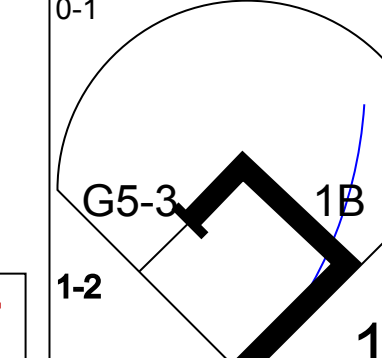
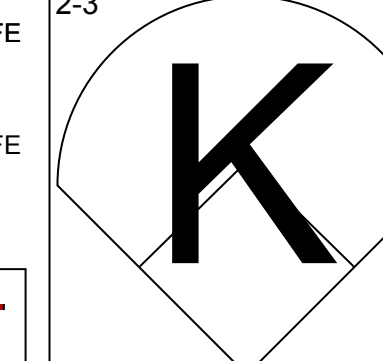
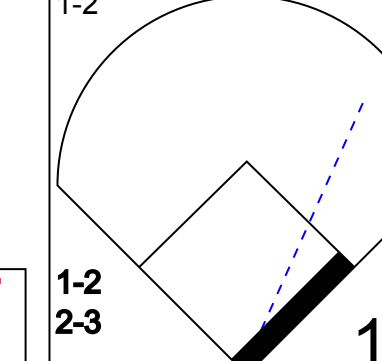
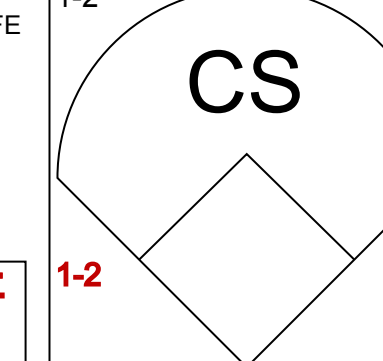


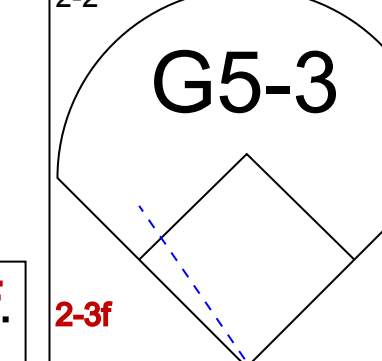

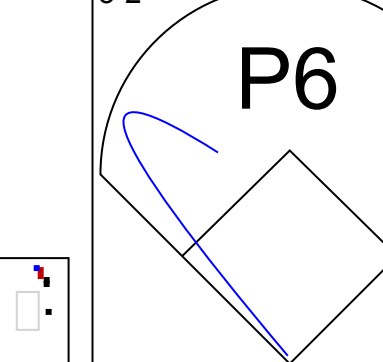

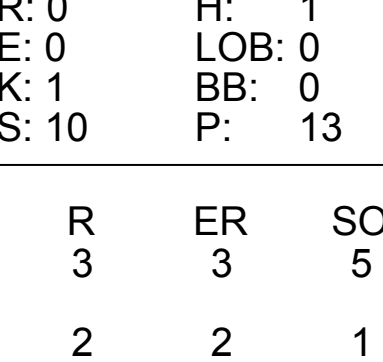
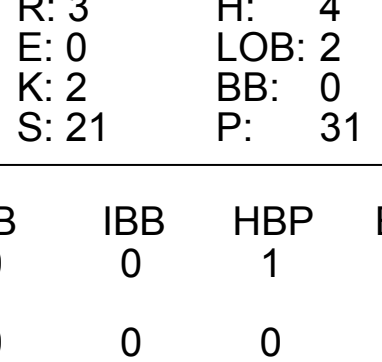
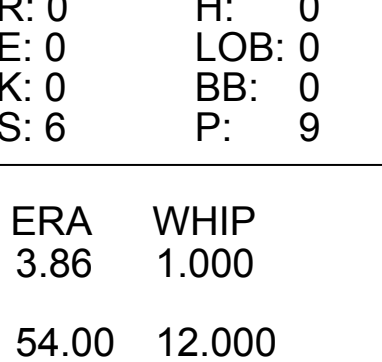
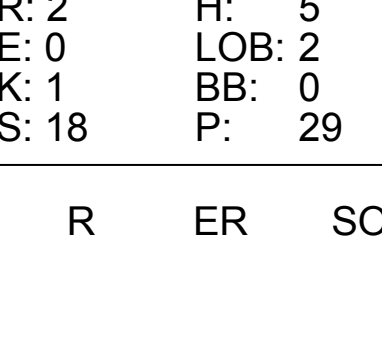


Batter	1	2	3	4	5	6	7	8	9	AB	R	H	RBI	BB	SO	LOB	TOP										
Marcus Giles, R (1,4) OBP: 0.327, SLG: 0.326										5	0	0	0	0	2	1											
11 Edgar Renteria, R (1,6) OBP: 0.402, SLG: 0.506										5	1	1	0	0	2	0											
10 Chipper Jones, S (1,5) OBP: 0.373, SLG: 0.440										3	1	1	0	1	0	1											
Andruw Jones, R (1,8) OBP: 0.362, SLG: 0.614										4	1	2	2	0	1	2											
Adam LaRoche, L (1,3) OBP: 0.313, SLG: 0.446										3	0	1	0	1	1	1											
7 Jeff Francoeur, R (1,9) OBP: 0.223, SLG: 0.349										4	1	1	1	0	0	1											
16 Brian McCann, L (1,2) OBP: 0.366, SLG: 0.514										3	0	1	0	0	0	1											
Ryan Langerhans, L (1,7) OBP: 0.360, SLG: 0.443										3	0	0	0	1	1	3											
29 John Smoltz, R (1,1) OBP: 0.182, SLG: 0.100										3	0	0	0	0	0	2											
Mike Remlinger, L (8,1)										0	0	0	0	0	0	0											
Ken Ray, R (8,1)										0	0	0	0	0	0	0											
Wilson Betemit, S (8,PH) OBP: 0.324, SLG: 0.419										1	0	0	0	0	1	0											
<b>Inning Stats</b>	R: 0 E: 0 K: 2 S: 10	H: 0 LOB: 1 BB: 1 P: 22	R: 0 E: 0 K: 0 S: 9	H: 0 LOB: 0 BB: 0 P: 12	R: 0 E: 0 K: 1 S: 10	H: 1 LOB: 1 BB: 0 P: 12	R: 0 E: 0 K: 1 S: 12	H: 1 LOB: 1 BB: 0 P: 18	R: 1 E: 1 K: 0 S: 11	H: 1 LOB: 1 BB: 1 P: 20	R: 2 E: 0 K: 0 S: 14	H: 3 LOB: 1 BB: 0 P: 19	R: 0 E: 0 K: 1 S: 9	H: 0 LOB: 0 BB: 0 P: 14	R: 1 E: 0 K: 1 S: 14	H: 2 LOB: 3 BB: 1 P: 27	R: 0 E: 0 K: 2 S: 7	H: 0 LOB: 0 BB: 0 P: 9	1B: 5 2B: 1 3B: 0 HR: 1	SF: 0 SAC: 0 DP: 1 HBP: 1	WP: 0 PA: 38 PB: 0 SB: 0 CS: 0						
<b>PITCHER</b>	IP	WLS	BF	H	R	ER	SO	BB	IBB	HBP	BLK	WP	HR	S	P	ERA	WHIP										
39 Brett Myers, R (1,1) ERA: 3.11	7.0		28	5	3	2	5	2	0	0	0	0	1	75	117	2.57	1.000										
Ryan Franklin, R (8,1) ERA: 4.11	0.2	5	2	1	1	1	0	0	1	0	0	0	0	12	22	13.50	3.000										
Rheal Cormier, L (8,1) ERA:	0.1	W	2	0	0	0	0	0	0	1	0	0	0	2	5	0.00	0.000										
45 Tom Gordon, R (9,1) ERA: 0.66	1.0	S	3	0	0	0	2	0	0	0	0	0	0	7	9	0.00	0.000										

Atlanta Braves @ Philadelphia Phillies  
Citizens Bank Park, Philadelphia, PA  
Wed May 03 2006, 7:05 PM EDT  
Att: 26,443 - Cloudy - 71 F

AB 34  
R 4  
H 7  
RBI 3  
BB 3  
SO 8  
LOB 12



Batter	1	2	3	4	5	6	7	8	9	AB	R	H	RBI	BB	SO	LOB	BOTTOM											
11 Jimmy Rollins, S (1,6) OBP: 0.314, SLG: 0.409										3	1	1	0	0	0	1												
26 Chase Utley, L (1,4) OBP: 0.351, SLG: 0.480										4	2	2	1	0	1	1												
Aaron Rowand, R (1,8) OBP: 0.354, SLG: 0.476										4	1	2	3	0	1	1												
Bobby Abreu, L (1,9) OBP: 0.458, SLG: 0.558										4	0	1	0	0	1	1												
6 Ryan Howard, L (1,3) OBP: 0.393, SLG: 0.489										4	0	2	1	0	0	2												
David Dellucci, L (1,7) OBP: 0.222, SLG: 0.167										3	0	0	0	0	1	3												
8 Shane Victorino, S (8,PH) OBP: 0.304, SLG: 0.286										1	0	1	0	0	0	0												
Mike Lieberthal, R (1,2) OBP: 0.328, SLG: 0.419										4	0	2	0	0	1	1												
Abraham Nunez, S (1,5) OBP: 0.270, SLG: 0.278										3	1	1	0	0	0	1												
Ryan Franklin, R (8,1)										0	0	0	0	0	0	0												
Rheal Cormier, L (8,1)										0	0	0	0	0	0	0												
Pat Burrell, P (8,PH) OBP: 0.400, SLG: 0.609										1	0	0	0	0	0	3												
45 Tom Gordon, R (9,1)										0	0	0	0	0	0	0												
39 Brett Myers, R (1,1) ERA: 4.05	7.0		28	7	3	3	5	0	0	1	0	0	0	75	109	3.86	1.000											
Mike Remlinger, L (8,1) ERA: 5.0	0.1	L	5	4	2	2	1	0	0	0	0	0	0	1	11	19	54.00	12.000										
Ken Ray, R (8,1) ERA: 2.53	0.2		2	1	0	0	0	0	0	0	0	0	0	7	10	0.00	1.500											
<b>Inning Stats</b>	R: 0 E: 0 K: 2 S: 12	H: 1 LOB: 1 BB: 0 P: 18	R: 0 E: 0 K: 1 S: 10	H: 1 LOB: 0 BB: 0 P: 13	R: 3 E: 0 K: 2 S: 21	H: 4 LOB: 2 BB: 0 P: 31	R: 0 E: 0 K: 0 S: 13	H: 1 LOB: 1 BB: 0 P: 16	R: 0 E: 0 K: 0 S: 6	H: 0 LOB: 0 BB: 0 P: 9	R: 0 E: 0 K: 0 S: 5	H: 0 LOB: 0 BB: 0 P: 7	R: 0 E: 0 K: 0 S: 8	H: 0 LOB: 0 BB: 0 P: 15	R: 2 E: 0 K: 1 S: 18	H: 5 LOB: 2 BB: 0 P: 29	R: 1 E: 0 K: 2 S: 7	H: 0 LOB: 0 BB: 0 P: 9	1B: 9 2B: 2 3B: 0 HR: 1	SF: 0 SAC: 0 DP: 1 HBP: 1	WP: 0 PA: 36 PB: 0 SB: 0 CS: 1							
<b>PITCHER</b>	IP	WLS	BF	H	R	ER	SO	BB	IBB	HBP	BLK	WP	HR	S	P	ERA	WHIP											
29 John Smoltz, R (1,1) ERA: 4.05	7.0		28	7	3	3	5	0	0	1	0	0	0	75	109	3.86	1.000											
Mike Remlinger, L (8,1) ERA: 5.0	0.1	L	5	4	2	2	1	0	0	0	0	0	0	1	11	19	54.00	12.000										
Ken Ray, R (8,1) ERA: 2.53	0.2		2	1	0	0	0	0	0	0	0	0	0	7	10	0.00	1.500											

Atlanta Braves @ Philadelphia Phillies  
Citizens Bank Park, Philadelphia, PA  
Wed May 03 2006, 7:05 PM EDT  
Att: 26,443 - Cloudy - 71 F

AB 34  
R 5  
H 12  
RBI 5  
BB 0  
SO 6  
LOB 16





Batter	1	2	3	4	5	6	7	8	9	AB	R	H	RBI	BB	SO	LOB	TOP			
Marcus Giles, R OBP: 0.313, SLG: 0.309	2-1 G6-3		0-1 G4-3		0-0 G1-3		2-3 K		0-0 G5-3	5	0	0	0	0	1	1	<b>Atlanta Braves @ Philadelphia Phillies</b> Citizens Bank Park, Philadelphia, PA Thu May 04 2006, 7:05 PM EDT Att: 24,842 - Clear - 79 F			
11 Edgar Renteria, R OBP: 0.395, SLG: 0.494	0-0 10 2B G5-3 1B		0-1 10 1B E2 SF7		3-2 G5-3		2-1 F7			4	2	1	0	0	0	1				
10 Chipper Jones, S OBP: 0.381, SLG: 0.463	1-1 2B G5-3 2B		1-0 1B		0-0 F8		0-0 G4-3			4	1	2	0	0	0	1				
Andruw Jones, R OBP: 0.358, SLG: 0.606	2-2 G5-3		1-0 3-H SF7		3-2 7 G2-3 BB 1B			3-1 F8		3	0	1	2	0	0	1				
Adam LaRoche, L OBP: 0.320, SLG: 0.453	1-2 2B G5-3		1-3 K		1-2 7 G2-3 BB			1-1 P6		3	0	1	1	1	1	1				
7 Jeff Francoeur, R OBP: 0.224, SLG: 0.345	2-3 K			2-1 G5-3		3-2 G2-3		1-0 1B		4	0	1	0	0	1	3				
16 Brian McCann, L OBP: 0.372, SLG: 0.500		0-0 G1-3		4-0 BB G3-6		4-0 IBB		2-3 K2-3		2	0	0	0	2	1	1				
Ryan Langerhans, L OBP: 0.348, SLG: 0.427		3-1 G4-3		0-1 G3-6		1-3 K			1-2 F9	3	0	0	0	0	1	4				
Brian Jordan, R OBP: 0.333, SLG: 0.400				1-2 K					2-2 F9	1	0	0	0	0	0	0				
John Thomson, R OBP: 0.285, SLG: 0.417 23 Matt Moulton, R OBP: 0.229, SLG: 0.313 Ken Ray, R OBP: 0.229, SLG: 0.313 49 Macay McBride, L OBP: 0.229, SLG: 0.313 58 Peter Moylan, R OBP: 0.229, SLG: 0.313 Wilson Betemit, S OBP: 0.229, SLG: 0.313				1-3 K		2-3 K		1-1 3B		2	0	0	0	0	2	0				
<b>Inning Stats</b>	R: 2 E: 0 K: 1 S: 14	H: 3 LOB: 1 BB: 0 P: 22	R: 0 E: 0 K: 1 S: 6	H: 0 LOB: 0 BB: 0 P: 10	R: 1 E: 1 K: 1 S: 9	H: 1 LOB: 1 BB: 0 P: 12	R: 0 E: 0 K: 0 S: 4	H: 0 LOB: 0 BB: 1 P: 10	R: 0 E: 0 K: 1 S: 16	H: 1 LOB: 3 BB: 2 P: 31	R: 0 E: 0 K: 1 S: 8	H: 1 LOB: 1 BB: 0 P: 13	R: 0 E: 0 K: 1 S: 9	H: 1 LOB: 1 BB: 0 P: 16	R: 0 E: 0 K: 0 S: 9	H: 0 LOB: 0 BB: 0 P: 12	1B: 4 2B: 2 3B: 1 HR: 0	SF: 1 SAC: 0 DP: 1 HBP: 0	WP: 0 PB: 0 SB: 0 CS: 0	PA: 37
<b>PITCHER</b>	IP WLS BF H R ER SO BB IBB HBP BLK WP HR S P ERA WHIP	IP WLS BF H R ER SO BB IBB HBP BLK WP HR S P ERA WHIP	IP WLS BF H R ER SO BB IBB HBP BLK WP HR S P ERA WHIP	IP WLS BF H R ER SO BB IBB HBP BLK WP HR S P ERA WHIP	IP WLS BF H R ER SO BB IBB HBP BLK WP HR S P ERA WHIP	IP WLS BF H R ER SO BB IBB HBP BLK WP HR S P ERA WHIP	IP WLS BF H R ER SO BB IBB HBP BLK WP HR S P ERA WHIP	IP WLS BF H R ER SO BB IBB HBP BLK WP HR S P ERA WHIP	IP WLS BF H R ER SO BB IBB HBP BLK WP HR S P ERA WHIP	IP WLS BF H R ER SO BB IBB HBP BLK WP HR S P ERA WHIP	IP WLS BF H R ER SO BB IBB HBP BLK WP HR S P ERA WHIP	IP WLS BF H R ER SO BB IBB HBP BLK WP HR S P ERA WHIP	IP WLS BF H R ER SO BB IBB HBP BLK WP HR S P ERA WHIP	IP WLS BF H R ER SO BB IBB HBP BLK WP HR S P ERA WHIP	IP WLS BF H R ER SO BB IBB HBP BLK WP HR S P ERA WHIP	IP WLS BF H R ER SO BB IBB HBP BLK WP HR S P ERA WHIP	IP WLS BF H R ER SO BB IBB HBP BLK WP HR S P ERA WHIP			

AB 33  
R 3  
H 7  
RBI 3  
BB 3  
SO 7  
LOB 13



Batter	1	2	3	4	5	6	7	8	9	AB	R	H	RBI	BB	SO	LOB	BOTTOM					
11 Jimmy Rollins, S OBP: 0.317, SLG: 0.435	0-2 HR G4-3		0-2 FC3-6 26 1B 1B		3-1 G4-3		3-1 F7		2-2 G4-3	5	2	2	1	0	0	5	<b>Atlanta Braves @ Philadelphia Phillies</b> Citizens Bank Park, Philadelphia, PA Thu May 04 2006, 7:05 PM EDT Att: 24,842 - Clear - 79 F					
26 Chase Utley, L OBP: 0.357, SLG: 0.481	0-1 FC5 BB 1B		0-0 FC3-6 1B		2-0 G4-3		1-1 F7			4	0	2	0	0	0	0						
Bobby Abreu, L OBP: 0.459, SLG: 0.545	4-2 E 6 BB		3-2 FC3-6 1B 6 SF8		2-1 G3-1		4-0 CS BB			2	2	0	0	2	0	2						
Pat Burrell, R OBP: 0.394, SLG: 0.593	1-1 FC5 6 BB		2-2 FC5 6 BB		2-1 G5-3		2-3 K			4	0	1	1	0	1	3						
Geoff Geary, R OBP: 0.500, SLG: 1.000										0	0	0	0	0	0	0						
Rheal Cormier, L OBP: 0.214, SLG: 0.382										0	0	0	0	0	0	0						
Arthur Rhodes, L OBP: 0.214, SLG: 0.382										0	0	0	0	0	0	0						
6 Ryan Howard, L OBP: 0.387, SLG: 0.521	0-1 SF8-6-3		0-1 SF8		3-1 HR		2-0 F8			2	1	1	3	0	0	0						
Aaron Rowand, R OBP: 0.350, SLG: 0.468		2-1 G1-3		1-1 G1-3		0-0 G5-3		2-1 F9		4	0	1	0	0	0	1						
David Bell, R OBP: 0.300, SLG: 0.495		1-3 K		2-1 G6-3		0-0 2B		4-1 8 1B BB		3	1	1	0	1	1	1						
Mike Lieberthal, R OBP: 0.328, SLG: 0.406		2-2 F9		1-1 E6 SH3-4		1-2 HBP		0-0 8 1B BB		2	0	0	0	0	0	1						
Sal Fasano, R OBP: 0.250, SLG: 0.382								1-2 1B		1	0	1	0	0	0	0						
Cory Lidle, R OBP: 0.200, SLG: 0.333								1-0 1B		1	0	0	0	0	0	1						
David Dellucci, L OBP: 0.214, SLG: 0.160										1	0	0	0	0	0	2						
Aaron Fultz, L OBP: 0.214, SLG: 0.160										0	0	0	0	0	0	0						
8 Shane Victorino, S OBP: 0.333, SLG: 0.318								1-3 2H 1B		1	0	1	1	0	0	0						
<b>Inning Stats</b>	R: 2 E: 1 K: 0 S: 11	H: 2 LOB: 0 BB: 1 P: 16	R: 0 E: 0 K: 1 S: 10	H: 1 LOB: 1 BB: 0 P: 15	R: 2 E: 0 K: 0 S: 14	H: 3 LOB: 1 BB: 0 P: 21	R: 0 E: 1 K: 0 S: 7	H: 0 LOB: 1 BB: 0 P: 13	R: 0 E: 0 K: 0 S: 5	H: 0 LOB: 0 BB: 0 P: 11	R: 1 E: 0 K: 0 S: 10	H: 2 LOB: 2 BB: 0 P: 18	R: 0 E: 0 K: 1 S: 5	H: 0 LOB: 0 BB: 1 P: 12	R: 1 E: 0 K: 0 S: 9	H: 2 LOB: 2 BB: 1 P: 20	R: 1 E: 0 K: 0 S: 9	H: 2 LOB: 2 BB: 1 P: 20	1B: 7 2B: 2 3B: 0 HR: 2	SF: 2 SAC: 1 DP: 1 HBP: 1	WP: 0 PB: 0 SB: 0 CS: 1	PA: 37
<b>PITCHER</b>	IP WLS BF H R ER SO BB IBB HBP BLK WP HR S P ERA WHIP	IP WLS BF H R ER SO BB IBB HBP BLK WP HR S P ERA WHIP	IP WLS BF H R ER SO BB IBB HBP BLK WP HR S P ERA WHIP	IP WLS BF H R ER SO BB IBB HBP BLK WP HR S P ERA WHIP	IP WLS BF H R ER SO BB IBB HBP BLK WP HR S P ERA WHIP	IP WLS BF H R ER SO BB IBB HBP BLK WP HR S P ERA WHIP	IP WLS BF H R ER SO BB IBB HBP BLK WP HR S P ERA WHIP	IP WLS BF H R ER SO BB IBB HBP BLK WP HR S P ERA WHIP	IP WLS BF H R ER SO BB IBB HBP BLK WP HR S P ERA WHIP	IP WLS BF H R ER SO BB IBB HBP BLK WP HR S P ERA WHIP	IP WLS BF H R ER SO BB IBB HBP BLK WP HR S P ERA WHIP	IP WLS BF H R ER SO BB IBB HBP BLK WP HR S P ERA WHIP	IP WLS BF H R ER SO BB IBB HBP BLK WP HR S P ERA WHIP	IP WLS BF H R ER SO BB IBB HBP BLK WP HR S P ERA WHIP	IP WLS BF H R ER SO BB IBB HBP BLK WP HR S P ERA WHIP	IP WLS BF H R ER SO BB IBB HBP BLK WP HR S P ERA WHIP	IP WLS BF H R ER SO BB IBB HBP BLK WP HR S P ERA WHIP					

AB 30  
R 6  
H 10  
RBI 6  
BB 3  
SO 2  
LOB 16





Batter	1	2	3	4	5	6	7	8	9	AB	R	H	RBI	BB	SO	LOB	TOP			
2 Randy Winn, S OBP: 0.350, SLG: 0.414	F7		HR	G4-3			G1-6-3 BB			3	1	1	1	1	0	1				
13 Omar Vizquel, S OBP: 0.435, SLG: 0.463	HR		1B	1B	L7		G1-6-3			4	2	2	1	0	0	2				
9 Mark Sweeney, L OBP: 0.286, SLG: 0.434	1B		G5-3	1B	G3-5-4 1B		F7			4	0	2	0	0	0	2				
Barry Bonds, L Armando Benitez, R	F8		1B	IBB	G3-5-4			K		3	0	0	0	1	1	2				
Moises Alou, R Steve Finley, L	BB		1B	1B	G4-3		G1-3			1	0	1	1	1	0	0				
Pedro Feliz, R	F9		G5-4-3	1B	2B		K			4	0	1	0	0	1	4				
19 Kevin Frandsen, R		K		G1-3	L4			G4-3		4	0	0	0	0	1	1	AB 33			
Mike Matheny, R	F9		G5-3	F8				F8		4	0	0	0	0	0	1	R 3			
18 Matt Cain, R 32 Kevin Correia, R	K		K					G3-1		2	0	1	0	0	1	0	H 9			
Jason Ellison, R Tim Worrell, R										0	0	0	0	0	0	0	RBI 3			
Jose Vizcaino, S										1	0	1	0	0	0	0	BB 3			
										1	0	0	0	0	0	0	SO 4			
										1	0	0	0	0	0	0	LOB 13			
<b>Inning Stats</b>	R: 1 E: 0 K: 0 S: 11	H: 2 LOB: 2 BB: 1 P: 20	R: 0 E: 0 K: 2 S: 8	H: 0 LOB: 0 BB: 0 P: 12	R: 2 E: 0 K: 0 S: 9	H: 3 LOB: 1 BB: 1 P: 19	R: 0 E: 0 K: 0 S: 9	H: 1 LOB: 0 BB: 0 P: 16	R: 0 E: 0 K: 0 S: 5	H: 1 LOB: 0 BB: 0 P: 8	R: 0 E: 0 K: 0 S: 6	H: 1 LOB: 1 BB: 1 P: 14	R: 0 E: 0 K: 2 S: 8	H: 0 LOB: 0 BB: 0 P: 14	R: 0 E: 0 K: 0 S: 8	H: 0 LOB: 0 BB: 0 P: 9	1B: 5 2B: 2 3B: 0 HR: 2	SF: 0 SAC: 0 DP: 3 HBP: 0	WP: 0 PB: 0 SB: 0 CS: 0	PA: 36
<b>PITCHER</b>	IP WLS BF H R ER SO BB IBB HBP BLK WP HR S P ERA WHIP																			
Gavin Floyd, R ERA: 6.16	6.0 W 28 9 3 3 2 2 1 0 0 0 2 49 91 4.50 1.833																			
Rheal Cormier, L ERA:	7.1 1.0 H 2 0 0 0 0 0 0 0 0 0 0 4 6 0.00 0.000																			
Aaron Fultz, L ERA: 3.24	8.1 1.0 3 0 0 0 2 0 0 0 0 0 0 8 14 0.00 0.000																			
Geoff Geary, R ERA: 4.67	9.1 1.0 3 0 0 0 0 0 0 0 0 0 0 8 9 0.00 0.000																			

San Francisco Giants @ Philadelphia Phillies  
Citizens Bank Park, Philadelphia, PA  
Fri May 05 2006, 7:05 PM EDT  
Att: 37,269 - Overcast - 76 F

AB 33  
R 3  
H 9  
RBI 3  
BB 3  
SO 4  
LOB 13



Batter	1	2	3	4	5	6	7	8	9	AB	R	H	RBI	BB	SO	LOB	BOTTOM			
11 Jimmy Rollins, S OBP: 0.321, SLG: 0.437	P5	2B		26 HR BB		G3	G4-3			4	1	1	0	1	0	1				
26 Chase Utley, L OBP: 0.397, SLG: 0.550	HR	G4-3		HR		8 1B 2B		K		5	3	3	3	0	1	2				
Bobby Abreu, L OBP: 0.457, SLG: 0.527	6 HR BB	BB		G3-1		G5-3		F7		3	1	0	0	2	0	1				
Pat Burrell, R OBP: 0.393, SLG: 0.585	K	P3		6 FC4-6 1B		2H 1B		G3		3	0	1	0	0	1	4				
8 Shane Victorino, S OBP: 0.346, SLG: 0.533										2	0	1	1	0	0	0				
6 Ryan Howard, L OBP: 0.391, SLG: 0.580	HR			HR		G3				4	2	2	3	0	0	2				
Aaron Rowand, R OBP: 0.355, SLG: 0.496	WP 1B		F9	P4						4	1	2	1	0	0	1				
David Bell, R OBP: 0.287, SLG: 0.386	K		F8		K			K		4	0	0	0	0	3	1	AB 37			
Sal Fasano, R OBP: 0.250, SLG: 0.368		K				F9		P2		4	0	1	0	0	1	0	R 8			
Gavin Floyd, R OBP: 0.077, SLG: 0.077										3	0	1	0	0	2	1	H 13			
Rheal Cormier, L ERA: 3.57										0	0	0	0	0	0	0	RBI 8			
David Dellucci, L OBP: 0.241, SLG: 0.231		11 2B 1B								1	0	1	0	0	0	0	BB 3			
Aaron Fultz, L OBP: 0.355, SLG: 1.000										0	0	0	0	0	0	0	SO 8			
										0	0	0	0	0	0	0	LOB 13			
										0	0	0	0	0	0	0				
<b>Inning Stats</b>	R: 3 E: 0 K: 2 S: 14	H: 3 LOB: 1 BB: 1 P: 27	R: 0 E: 0 K: 1 S: 11	H: 2 LOB: 3 BB: 1 P: 19	R: 1 E: 0 K: 1 S: 13	H: 2 LOB: 1 BB: 0 P: 19	R: 2 E: 0 K: 0 S: 11	H: 2 LOB: 1 BB: 1 P: 18	R: 0 E: 0 K: 2 S: 10	H: 0 LOB: 0 BB: 0 P: 15	R: 1 E: 0 K: 0 S: 11	H: 2 LOB: 1 BB: 0 P: 17	R: 1 E: 0 K: 1 S: 15	H: 2 LOB: 1 BB: 0 P: 21	R: 0 E: 0 K: 1 S: 10	H: 0 LOB: 0 BB: 0 P: 15	1B: 5 2B: 3 3B: 0 HR: 5	SF: 0 SAC: 0 DP: 0 HBP: 0	WP: 1 PB: 0 SB: 0 CS: 0	PA: 40
<b>PITCHER</b>	IP WLS BF H R ER SO BB IBB HBP BLK WP HR S P ERA WHIP																			
18 Matt Cain, R ERA: 6.27	4.0 L 24 9 6 6 4 2 3 0 0 0 0 0 4 49 13.50 3.000																			
32 Kevin Correia, R ERA: 3.57	2.0 8 2 1 1 2 0 0 0 0 0 0 0 21 32 4.50 1.000																			
Tim Worrell, R ERA: 7.3	1.0 5 2 1 1 1 0 0 0 0 0 1 15 21 9.00 2.000																			
Armando Benitez, R ERA:	8.1 1.0 3 0 0 0 1 0 0 0 0 0 0 10 15 0.00 0.000																			

San Francisco Giants @ Philadelphia Phillies  
Citizens Bank Park, Philadelphia, PA  
Fri May 05 2006, 7:05 PM EDT  
Att: 37,269 - Overcast - 76 F

AB 37  
R 8  
H 13  
RBI 8  
BB 3  
SO 8  
LOB 13









Batter	1	2	3	4	5	6	7	8	9	AB	R	H	RBI	BB	SO	LOB	TOP		
2 Randy Winn, S OBP: 0.341, SLG: 0.395	G5-3		G5-3		L8		G3		K	5	0	0	0	0	1	2	San Francisco Giants @ Philadelphia Phillies Citizens Bank Park, Philadelphia, PA Sun May 07 2006, 8:05 PM EDT Att: 39,315 - Overcast - 58 F		
13 Omar Vizquel, S OBP: 0.431, SLG: 0.451	G3		CS			G5-3		1B	3	0	2	0	1	0	0				
Pedro Feliz, R OBP: 0.260, SLG: 0.375	G3		P3			K		K	4	0	0	0	0	2	3				
Barry Bonds, L OBP: 0.510, SLG: 0.569 Steve Kline, S	IBB				1B	HR		K	3	2	2	1	1	1	1				
Steve Finley, L OBP: 0.378, SLG: 0.478	K				1B	P5		K	4	0	1	0	0	2	3				
9 Mark Sweeney, L OBP: 0.295, SLG: 0.509					SF8				3	2	2	2	0	0	0				
19 Kevin Frandsen, R OBP: 0.333, SLG: 0.265					G6-3				3	1	1	0	0	0	1				
Mike Matheny, R OBP: 0.260, SLG: 0.333						K		SF9	3	0	1	2	0	1	0				
Matt Morris, R Jeff Fassero, L 32 Kevin Correia, R Lance Niekro, R 54 Scott Munter, R Jason Ellison, R	G1				G1-3			K	2	0	0	0	0	0	0				
Inning Stats	R: 0 E: 0 K: 1 S: 10	H: 1 LOB: 2 BB: 1 P: 18	R: 1 E: 0 K: 0 S: 5	H: 1 LOB: 0 BB: 0 P: 8	R: 0 E: 0 K: 0 S: 11	H: 0 LOB: 0 BB: 1 P: 16	R: 1 E: 0 K: 0 S: 6	H: 2 LOB: 0 BB: 0 P: 7	R: 0 E: 0 K: 1 S: 12	H: 0 LOB: 0 BB: 0 P: 8	R: 1 E: 0 K: 0 S: 9	H: 1 LOB: 1 BB: 0 P: 15	R: 0 E: 0 K: 3 S: 11	H: 1 LOB: 1 BB: 0 P: 19	R: 1 E: 0 K: 2 S: 18	H: 2 LOB: 1 BB: 0 P: 27		1B: 5 2B: 2 3B: 0 HR: 2	SF: 2 SAC: 0 DP: 1 HBP: 1
PITCHER	IP WLS BF H R ER SO BB IBB HBP BLK WP HR S P ERA WHIP																		
21 Jon Lieber, R ERA: 6.6	7.0 W 28 6 4 4 3 1 1 1 0 0 2 59 89 5.14 1.000																		
Aaron Fultz, L ERA: 3.09	1.0 4 1 0 0 3 0 0 0 0 0 0 11 19 0.00 1.000																		
Ryan Franklin, R ERA: 4.41	1.0 5 2 1 1 2 0 0 0 0 0 0 18 27 9.00 2.000																		

Batter	1	2	3	4	5	6	7	8	9	AB	R	H	RBI	BB	SO	LOB	BOTTOM		
11 Jimmy Rollins, S OBP: 0.329, SLG: 0.444	1B				FC3-6		G4-3			3	2	1	1	2	0	2	San Francisco Giants @ Philadelphia Phillies Citizens Bank Park, Philadelphia, PA Sun May 07 2006, 8:05 PM EDT Att: 39,315 - Overcast - 58 F		
26 Chase Utley, L OBP: 0.380, SLG: 0.581	G1-3				G3		F5		K	5	0	2	1	0	1	4			
Bobby Abreu, L OBP: 0.449, SLG: 0.500	HR				G3		G3		K	4	1	1	2	1	1	2			
Pat Burrell, R OBP: 0.400, SLG: 0.596 8 Shane Victorino, S OBP: 0.379, SLG: 0.385	HR				G5-3				K	2	1	1	3	2	0	0			
6 Ryan Howard, L OBP: 0.366, SLG: 0.537	K				G3		G3			4	0	0	0	0	2	6			
Aaron Rowand, R OBP: 0.354, SLG: 0.513	F7				K		HR		SH5-4	4	2	2	1	0	1	0			
David Bell, R OBP: 0.304, SLG: 0.417					K2-3		HR		SF8	4	2	3	0	0	1	0			
Sal Fasano, R OBP: 0.256, SLG: 0.350	K				G5-3		HR		SH5-4	2	1	0	0	1	1	1			
21 Jon Lieber, L David Dellucci, L Aaron Fultz, L Ryan Franklin, R	P5						K		SF8	2	0	0	0	1	1	3			
Inning Stats	R: 3 E: 0 K: 1 S: 15	H: 2 LOB: 0 BB: 1 P: 30	R: 2 E: 0 K: 1 S: 12	H: 3 LOB: 0 BB: 0 P: 19	R: 0 E: 0 K: 2 S: 8	H: 0 LOB: 0 BB: 0 P: 9	R: 0 E: 0 K: 1 S: 14	H: 1 LOB: 3 BB: 2 P: 30	R: 3 E: 0 K: 1 S: 20	H: 2 LOB: 4 BB: 4 P: 43	R: 1 E: 0 K: 0 S: 13	H: 2 LOB: 1 BB: 0 P: 17	R: 0 E: 0 K: 3 S: 13	H: 0 LOB: 0 BB: 0 P: 19	R: 0 E: 0 K: 3 S: 13	H: 0 LOB: 0 BB: 0 P: 19		1B: 6 2B: 1 3B: 1 HR: 2	SF: 1 SAC: 1 DP: 0 HBP: 0
PITCHER	IP WLS BF H R ER SO BB IBB HBP BLK WP HR S P ERA WHIP																		
Matt Morris, R ERA: 6.16	5.0 L 25 8 7 7 5 3 0 0 0 0 0 0 11 25 0.00 4.500																		
Jeff Fassero, L ERA: 7.5	0.2 5 0 0 0 1 3 0 0 0 0 0 0 11 25 0.00 4.500																		
32 Kevin Correia, R ERA: 3.5	0.1 2 0 1 1 0 1 0 0 0 0 0 0 3 8 27.00 3.000																		
54 Scott Munter, R ERA: 6.39	1.0 5 2 1 1 0 0 0 0 0 0 0 0 13 17 9.00 2.000																		
Steve Kline, L ERA: 3.27	1.0 3 0 0 0 3 0 0 0 0 0 0 0 13 19 0.00 0.000																		





Batter	1	2	3	4	5	6	7	8	9	AB	R	H	RBI	BB	SO	LOB	TOP				
7 José Reyes, S OBP: 0.331, SLG: 0.407	G6-3		FC7-4 16 CS			K		G1-3		4	0	0	0	0	1	2					
16 Paul Lo Duca, R OBP: 0.340, SLG: 0.418	F9		CS	G4-3			F9		21 HR	4	1	1	0	0	0	0					
15 Carlos Beltrán, S OBP: 0.433, SLG: 0.662	F7			K			2B		L4	4	0	1	0	0	1	1					
21 Carlos Delgado, L OBP: 0.392, SLG: 0.620		G3		K			F7		HR	4	1	1	2	0	1	1					
5 David Wright, R OBP: 0.382, SLG: 0.533	F8				F7		K		G5-3 WP	4	0	1	0	0	1	1					
Cliff Floyd, L OBP: 0.293, SLG: 0.305	G1-3				G6-3			HR	G5-3 IBB	3	1	1	0	1	0	0					
Xavier Nady, R OBP: 0.336, SLG: 0.557			K		G5-3			HR	G5-3	4	1	1	2	0	1	2					
Kazuo Matsui, S OBP: 0.275, SLG: 0.358 Aaron Heilman, R (9, 1)			FC7-4 7 45 1B			G4-3		G1-3	K	4	0	1	0	0	1	2					
45 Pedro Martínez, R OBP: 0.176, SLG: 0.125 22 Jose Valentin, S OBP: 0.172, SLG: 0.172 50 Duane Sanchez, R (8, PH) Chris Woodward, R OBP: 0.281, SLG: 0.387			FC7-4 7 1B			G4-3		K		2	0	1	0	0	0	0					
<b>Inning Stats</b>	R: 0 E: 0 K: 0 S: 7	H: 0 LOB: 0 BB: 0 P: 10	R: 0 E: 0 K: 0 S: 9	H: 0 LOB: 0 BB: 0 P: 14	R: 0 E: 0 K: 1 S: 13	H: 2 LOB: 1 BB: 0 P: 20	R: 0 E: 0 K: 2 S: 9	H: 0 LOB: 0 BB: 0 P: 12	R: 0 E: 0 K: 1 S: 7	H: 0 LOB: 0 BB: 0 P: 12	R: 0 E: 0 K: 1 S: 10	H: 1 LOB: 1 BB: 0 P: 15	R: 2 E: 0 K: 1 S: 13	H: 2 LOB: 0 BB: 0 P: 18	R: 2 E: 0 K: 1 S: 14	H: 3 LOB: 2 BB: 1 P: 25	1B: 5 2B: 1 3B: 0 HR: 2	SF: 0 SAC: 0 DP: 0 HBP: 0	WP: 1 PB: 0 SB: 0 CS: 1	PA: 36	
<b>PITCHER</b>	IP	WLS	BF	H	R	ER	SO	BB	IBB	HBP	BLK	WP	HR	S	P	ERA	WHIP				
39 Brett Myers, R ERA: 2.96	8.0		28	5	2	2	6	0	0	0	0	0	1	77	115	2.25	0.625				
45 Tom Gordon, R ERA: 1.72	1.0	W	7	3	2	2	1	0	1	0	0	1	1	14	25	18.00	3.000				

New York Mets @ Philadelphia Phillies  
Citizens Bank Park, Philadelphia, PA  
Tue May 09 2006, 7:05 PM EDT  
Att: 33,787 - Cloudy - 67 F


AB 34  
R 4  
H 8  
RBI 4  
BB 1  
SO 7  
LOB 9



Batter	1	2	3	4	5	6	7	8	9	AB	R	H	RBI	BB	SO	LOB	BOTTOM				
11 Jimmy Rollins, S OBP: 0.331, SLG: 0.438	K				G4-3		F9		E 26 BB	4	0	1	2	0	1	0					
26 Chase Utley, L OBP: 0.381, SLG: 0.567	BB	K			K			L7	E BB	3	0	0	0	2	2	1					
Bobby Abreu, L OBP: 0.440, SLG: 0.480	BB	F7			L5			G3-1	E1	4	0	0	0	1	0	3					
Pat Burrell, R OBP: 0.395, SLG: 0.583 8 Shane Victorino, S OBP: 0.379, SLG: 0.385	F9		P3			K		6 2B		4	0	1	0	0	1	2					
6 Ryan Howard, L OBP: 0.362, SLG: 0.536	K		K			L4		2B		4	0	1	1	0	2	2					
Aaron Rowand, R OBP: 0.358, SLG: 0.525		2B	K			HBP		K		3	1	1	0	0	2	2					
David Bell, R OBP: 0.302, SLG: 0.420		51 1B 11 1B		L9		K		G4-3		4	1	1	1	0	1	1					
51 Carlos Ruiz, R OBP: 0.143, SLG: 0.143		39 SH5-4 11 1B		P4			G6-3		F8	4	1	1	0	0	0	0					
39 Brett Myers, R 45 Tom Gordon, R		SH5-4		K			K		E	2	0	0	0	0	2	0					
David DeLucci, L OBP: 0.281, SLG: 0.333										1	1	1	0	0	0	0					
<b>Inning Stats</b>	R: 0 E: 0 K: 2 S: 13	H: 4 LOB: 1 BB: 0 P: 22	R: 3 E: 0 K: 1 S: 15	H: 4 LOB: 1 BB: 0 P: 22	R: 0 E: 0 K: 2 S: 10	H: 0 LOB: 0 BB: 0 P: 11	R: 0 E: 0 K: 1 S: 7	H: 0 LOB: 0 BB: 0 P: 12	R: 0 E: 0 K: 2 S: 8	H: 0 LOB: 1 BB: 0 P: 12	R: 0 E: 0 K: 1 S: 9	H: 0 LOB: 0 BB: 0 P: 10	R: 1 E: 0 K: 1 S: 13	H: 2 LOB: 2 BB: 0 P: 21	R: 1 E: 1 K: 0 S: 10	H: 1 LOB: 3 BB: 1 P: 21	1B: 3 2B: 2 3B: 2 HR: 0	SF: 0 SAC: 1 DP: 0 HBP: 2	WP: 0 PB: 0 SB: 0 CS: 0	PA: 39	
<b>PITCHER</b>	IP	WLS	BF	H	R	ER	SO	BB	IBB	HBP	BLK	WP	HR	S	P	ERA	WHIP				
45 Pedro Martínez, R ERA: 2.89	7.0		28	4	3	3	10	2	0	1	0	0	0	69	102	3.86	0.857				
50 Duane Sanchez, R ERA: 0.41	1.0	L	6	1	1	1	0	0	0	1	0	0	0	13	21	9.00	2.000				
Aaron Heilman, R ERA: 1.96	0.2		6	1	1	0	0	1	0	1	0	0	0	10	21	0.00	3.000				

New York Mets @ Philadelphia Phillies  
Citizens Bank Park, Philadelphia, PA  
Tue May 09 2006, 7:05 PM EDT  
Att: 33,787 - Cloudy - 67 F

AB 33  
R 5  
H 7  
RBI 4  
BB 3  
SO 11  
LOB 11






Batter	1	2	3	4	5	6	7	8	9	AB	R	H	RBI	BB	SO	LOB	TOP					
7 José Reyes, S OBP: 0.331, SLG: 0.425	G5-3	G5-3	HR		15 2B	G1-3			K	6	2	2	2	0	1	6						
16 Paul Lo Duca, R OBP: 0.339, SLG: 0.427	15 F 21 G4-1	2B	P3		F8		G6-3		SF8	5	1	2	3	0	0	2						
15 Carlos Beltrán, S OBP: 0.331, SLG: 0.671	E3	F7	21 1B		2B		K			5	1	2	2	0	1	2						
22 Jose Valentin, S OBP: 0.200, SLG: 0.172	21 E		2B							0	0	0	0	1	0	0						
21 Carlos Delgado, L OBP: 0.392, SLG: 0.611	G4-1				F7		F8		F8	5	1	2	1	0	0	1						
10 Endy Chavez, L OBP: 0.317, SLG: 0.404										1	0	0	0	0	0	2						
5 David Wright, R OBP: 0.383, SLG: 0.528	1B				G4-1					5	1	2	0	0	2	3						
Cliff Floyd, L OBP: 0.289, SLG: 0.300	G5-3																					
Heath Bell, R																						
Jorge Julio, R																						
Xavier Nady, R OBP: 0.336, SLG: 0.550										5	2	2	1	0	1	1						
Kazuo Matsui, S OBP: 0.284, SLG: 0.352										4	2	1	0	1	0	3						
Tom Glavine, L OBP: 0.600, SLG: 0.583										2	2	2	2	1	0	0						
Chris Woodward, R OBP: 0.303, SLG: 0.438										1	0	1	0	0	0	0						
<b>Inning Stats</b>	R: 2 E: 2 K: 0 S: 13	H: 2 LOB: 1 BB: 0 P: 15	R: 2 E: 0 K: 0 S: 10	H: 2 LOB: 1 BB: 1 P: 17	R: 6 E: 1 K: 1 S: 26	H: 7 LOB: 2 BB: 0 P: 41	R: 0 E: 0 K: 1 S: 7	H: 0 LOB: 0 BB: 0 P: 10	R: 2 E: 0 K: 0 S: 13	H: 3 LOB: 1 BB: 0 P: 21	R: 0 E: 0 K: 0 S: 13	H: 1 LOB: 2 BB: 1 P: 22	R: 0 E: 0 K: 1 S: 9	H: 0 LOB: 0 BB: 0 P: 11	R: 0 E: 0 K: 1 S: 9	H: 0 LOB: 2 BB: 1 P: 11	R: 1 E: 1 K: 1 S: 16	H: 2 LOB: 2 BB: 1 P: 26	1B: 11 2B: 5 3B: 0 HR: 1	SF: 1 SAC: 1 DP: 0 HBP: 0	WP: 0 PB: 0 SB: 0 CS: 0	PA: 49
<b>PITCHER</b>	IP WLS BF H R ER SO BB IBB HBP BLK WP HR S P ERA WHIP																					
Cory Lidle, R ERA: 5.12	2.0 L 16 7 8 6 0 1 0 0 0 0 0 0 29 43 27.00 4.000																					
Aaron Fultz, L ERA: 4.35	3.0 16 7 4 3 2 0 0 0 0 0 1 40 61 9.00 2.333																					
Geoff Geary, R ERA: 3.98	3.0 11 1 0 0 2 1 0 0 0 0 0 27 40 0.00 0.667																					
Julio Santana, R ERA: 7.88	1.0 6 2 1 1 1 1 0 0 0 0 0 16 26 9.00 3.000																					

**New York Mets @ Philadelphia Phillies**  
Citizens Bank Park, Philadelphia, PA  
Wed May 10, 2006, 7:05 PM EDT  
Att: 30,269 - Cloudy - 69 F

**AB 44**  
**R 13**  
**H 17**  
**RBI 11**  
**BB 3**  
**SO 5**  
**LOB 21**




Batter	1	2	3	4	5	6	7	8	9	AB	R	H	RBI	BB	SO	LOB	BOTTOM					
11 Jimmy Rollins, S OBP: 0.327, SLG: 0.432	G3-1		G6-3		G6-3			K	K2-3	2	0	0	0	0	0	0						
Alex Gonzalez, R OBP: 0.148, SLG: 0.080										3	0	0	0	0	2	1						
26 Chase Utley, L OBP: 0.384, SLG: 0.569	G6-4-3							1B		3	1	1	0	1	0	0						
Aaron Rowand, R OBP: 0.356, SLG: 0.516	G6-4-3							2B		4	0	1	1	0	0	1						
Julio Santana, R								1B		0	0	0	0	0	0	0						
Bobby Abreu, L OBP: 0.444, SLG: 0.481										2	1	1	0	1	0	0						
8 Shane Victorino, S OBP: 0.397, SLG: 0.370								1B		1	0	0	0	0	0	1						
Pat Burrell, R OBP: 0.406, SLG: 0.613										3	1	2	2	1	0	1						
6 Ryan Howard, L OBP: 0.396, SLG: 0.560								1B		4	1	2	1	0	2	3						
David Bell, R OBP: 0.296, SLG: 0.412										2	0	0	0	0	1	2						
Geoff Geary, R OBP: 0.333, SLG: 0.667										1	0	0	0	0	1	0						
David Dellucci, L OBP: 0.303, SLG: 0.393										1	0	1	0	0	0	0						
51 Carlos Ruiz, R OBP: 0.091, SLG: 0.091										4	0	0	0	0	1	1						
Cory Lidle, R OBP: 0.200, SLG: 0.333										0	0	0	0	0	0	0						
Aaron Fultz, L										1	0	0	0	0	0	0						
Abraham Nunez, S OBP: 0.250, SLG: 0.256										3	0	0	0	0	0	1						
<b>Inning Stats</b>	R: 0 E: 0 K: 0 S: 9	H: 0 LOB: 0 BB: 1 P: 16	R: 0 E: 0 K: 1 S: 13	H: 0 LOB: 1 BB: 1 P: 23	R: 0 E: 0 K: 1 S: 7	H: 0 LOB: 0 BB: 0 P: 11	R: 2 E: 0 K: 1 S: 17	H: 2 LOB: 1 BB: 1 P: 26	R: 0 E: 0 K: 0 S: 6	H: 0 LOB: 0 BB: 0 P: 12	R: 0 E: 1 K: 0 S: 10	H: 1 LOB: 1 BB: 0 P: 17	R: 1 E: 0 K: 2 S: 14	H: 1 LOB: 2 BB: 0 P: 20	R: 1 E: 0 K: 2 S: 14	H: 3 LOB: 2 BB: 0 P: 20	R: 0 E: 0 K: 1 S: 10	H: 1 LOB: 1 BB: 0 P: 20	1B: 4 2B: 2 3B: 0 HR: 2	SF: 0 SAC: 0 DP: 1 HBP: 0	WP: 0 PB: 0 SB: 0 CS: 0	PA: 37
<b>PITCHER</b>	IP WLS BF H R ER SO BB IBB HBP BLK WP HR S P ERA WHIP																					
Tom Glavine, L ERA: 2.19	7.0 W 27 4 3 3 3 4 3 0 0 0 0 0 2 73 118 3.86 1.000																					
Heath Bell, R ERA: 8.0	1.0 6 3 1 1 2 0 0 0 0 0 0 14 20 9.00 3.000																					
Jorge Julio, R ERA: 5.71	1.0 4 1 0 0 1 0 0 0 0 0 0 10 20 0.00 1.000																					


**New York Mets @ Philadelphia Phillies**  
Citizens Bank Park, Philadelphia, PA  
Wed May 10, 2006, 7:05 PM EDT  
Att: 30,269 - Cloudy - 69 F

**AB 34**  
**R 4**  
**H 8**  
**RBI 4**  
**BB 3**  
**SO 7**  
**LOB 11**





Batter	1	2	3	4	5	6	7	8	9	AB	R	H	RBI	BB	SO	LOB	TOP											
7 José Reyes, S OBP: 0.325, SLG: 0.416	0-3 K	2-2 F8			3-2 G6-3					3	0	0	0	0	1	1	<p><b>New York Mets @ Philadelphia Phillies</b> Citizens Bank Park, Philadelphia, PA Thu May 11 2006, 7:05 PM EDT Att: 28,224 - Cloudy - 62 F</p> <p>livebaseballscores.com</p> <p>AB 17 R 0 H 2 RBI 0 BB 4 SO 2 LOB 7</p> 											
Cliff Floyd, L OBP: 0.282, SLG: 0.292	0-0 L8		1-1 G5-3		2-2 F8					3	0	0	0	0	0													
15 Carlos Beltrán, S OBP: 0.429, SLG: 0.654	4-1 5 BB		0-1 G3-1		2-3 K					2	0	0	0	1	1													
21 Carlos Delgado, L OBP: 0.393, SLG: 0.606	4-2 5 BB		3-2 G4-3							1	0	0	0	1	0													
5 David Wright, R OBP: 0.384, SLG: 0.523	4-2 1-2 BB			0-0 G5-3						1	0	0	0	1	0													
Xavier Nady, R OBP: 0.333, SLG: 0.541	3-2 F8			3-1 G5-3						2	0	0	0	0	3													
Kazuo Matsui, S OBP: 0.289, SLG: 0.370		2-1 G1-3		3-2 2B						2	0	1	0	0	0													
11 Ramon Castro, R OBP: 0.395, SLG: 0.514		2-1 G6-3		4-0 IBB						1	0	1	0	1	0													
Steve Trachsel, R OBP: 0.286, SLG: 0.308		1-1 G6-3		3-2 G5-3						2	0	0	0	0	3													
<b>Inning Stats</b>	R: 0 E: 0 K: 1 S: 14	H: 0 LOB: 3 BB: 3 P: 28	R: 0 E: 0 K: 0 S: 11	H: 1 LOB: 1 BB: 0 P: 18	R: 0 E: 0 K: 0 S: 7	H: 0 LOB: 0 BB: 0 P: 11	R: 0 E: 0 K: 0 S: 9	H: 1 LOB: 2 BB: 1 P: 22	R: 0 E: 0 K: 1 S: 10	H: 0 LOB: 0 BB: 0 P: 17						1B: 0 2B: 2 3B: 0 HR: 0	SF: 0 SAC: 0 DP: 0 HBP: 0	WP: 0 PA: 21 PB: 0 SB: 1 CS: 0										
<b>PITCHER</b> Gavin Floyd, R ERA: 5.3	(1, 1)	IP: 5.0 WLS: W BF: 21	H: 2 R: 0 ER: 0 SO: 2	BB: 3 IBB: 1 HBP: 0 BLK: 0	WP: 0 HR: 0 S: 51 P: 96	ERA: 0.00 WHIP: 1.000	<b>PITCHER</b>					IP	WLS	BF	H	R	ER	SO	BB	IBB	HBP	BLK	WP	HR	S	P	ERA	WHIP

Batter	1	2	3	4	5	6	7	8	9	AB	R	H	RBI	BB	SO	LOB	BOTTOM											
11 Jimmy Rollins, S OBP: 0.333, SLG: 0.433	2-2 G1-3		3-2 26 F9	4-1 1B						2	0	1	0	1	0	0	<p><b>New York Mets @ Philadelphia Phillies</b> Citizens Bank Park, Philadelphia, PA Thu May 11 2006, 7:05 PM EDT Att: 28,224 - Cloudy - 62 F</p> <p>livebaseballscores.com</p> <p>AB 18 R 2 H 6 RBI 2 BB 2 SO 3 LOB 11</p> 											
26 Chase Utley, L OBP: 0.383, SLG: 0.587	3-1 HR		0-0 F9	1-0 G1-3						3	1	1	1	0	0	4												
Bobby Abreu, L OBP: 0.438, SLG: 0.472	1-1 F7		1-2 F8							2	0	0	0	0	1													
Pat Burrell, R OBP: 0.400, SLG: 0.602	2-1 G6-3		0-0 F9							2	0	0	0	0	1													
6 Ryan Howard, L OBP: 0.361, SLG: 0.551		1-1 F7		1-1 F7						2	0	0	0	0	0													
Aaron Rowand, R OBP: 0.356, SLG: 0.516		3-2		0-1						0	0	0	0	0	0													
8 Shane Victorino, S OBP: 0.406, SLG: 0.517				1B						2	1	2	0	0	0													
David Bell, R OBP: 0.300, SLG: 0.413		0-3 K		3-2 11 BB						2	0	1	1	0	1													
Sal Fasano, R OBP: 0.289, SLG: 0.366		4-2		0-1 11 BB						1	0	1	0	1	0													
Gavin Floyd, R OBP: 0.067, SLG: 0.067		0-3 K		1-3 K						2	0	0	0	2	4													
<b>Inning Stats</b>	R: 1 E: 0 K: 0 S: 9	H: 1 LOB: 0 BB: 0 P: 17	R: 0 E: 0 K: 2 S: 15	H: 1 LOB: 1 BB: 1 P: 23	R: 0 E: 0 K: 0 S: 8	H: 1 LOB: 1 BB: 0 P: 12	R: 1 E: 0 K: 1 S: 14	H: 3 LOB: 3 BB: 1 P: 24						1B: 3 2B: 1 3B: 1 HR: 1	SF: 0 SAC: 0 DP: 0 HBP: 0	WP: 0 PA: 20 PB: 0 SB: 0 CS: 0												
<b>PITCHER</b> Steve Trachsel, R ERA: 4.91	(1, 1)	IP: 4.0 WLS: L BF: 20	H: 6 R: 2 ER: 2 SO: 3	BB: 2 IBB: 0 HBP: 0 BLK: 0	WP: 0 HR: 1 S: 46 P: 76	ERA: 4.50 WHIP: 2.000	<b>PITCHER</b>					IP	WLS	BF	H	R	ER	SO	BB	IBB	HBP	BLK	WP	HR	S	P	ERA	WHIP



Batter	1	2	3	4	5	6	7	8	9	AB	R	H	RBI	BB	SO	LOB	TOP				
11 Jimmy Rollins, S OBP: 0.321, SLG: 0.414	P5		G4-3		P6		E3	FC6-4	G6-3	6	1	0	0	0	0	4	Philadelphia Phillies @ Cincinnati Reds Great American Ball Park, Cincinnati, OH Fri May 12 2006, 7:10 PM EDT Att: 21,705 - Cloudy - 50 F				
26 Chase Utley, L OBP: 0.384, SLG: 0.577	K2-3		F8					F8		4	0	1	1	1	1	2					
Bobby Abreu, L OBP: 0.437, SLG: 0.459										3	1	0	0	2	1	2					
Pat Burrell, R OBP: 0.415, SLG: 0.604 29 Chris Roberson, S (9, PR)	F9									3	1	2	0	1	0	1					
6 Ryan Howard, L OBP: 0.355, SLG: 0.561										0	1	0	0	0	0	0					
8 Shane Victorino, S OBP: 0.486, SLG: 0.697										3	1	2	0	1	0	1					
David Bell, R OBP: 0.322, SLG: 0.421										0	1	0	0	0	0	0					
51 Carlos Ruiz, R OBP: 0.125, SLG: 0.133										5	1	1	2	0	2	4					
35 Cole Hamels, L Abraham Nunez, S 63 Ryan Madson, R Ryan Franklin, R David Bell, L Alex Gougeon, R Arthur Rhodes, L 21 Jon Lieber, L Julio Santana, R 45 Tom Gordon, R										4	2	4	2	0	0	0					
Inning Stats	R: 0 E: 0 K: 1 S: 7	H: 0 LOB: 1 BB: 1 P: 12	R: 0 E: 0 K: 0 S: 9	H: 2 LOB: 1 BB: 0 P: 14	R: 0 E: 0 K: 1 S: 8	H: 0 LOB: 0 BB: 0 P: 11	R: 2 E: 0 K: 0 S: 11	H: 3 LOB: 1 BB: 0 P: 16	R: 0 E: 0 K: 3 S: 14	H: 1 LOB: 3 BB: 1 P: 23	R: 1 E: 1 K: 1 S: 11	H: 2 LOB: 1 BB: 0 P: 16	R: 1 E: 0 K: 0 S: 11	H: 2 LOB: 2 BB: 0 P: 22	R: 4 E: 1 K: 1 S: 12	H: 2 LOB: 2 BB: 3 P: 26		1B: 9 2B: 1 3B: 0 HR: 2	SF: 1 SAC: 0 DP: 2 HBP: 2	WP: 1 PB: 0 SB: 1 CS: 0	PA: 46
PITCHER	IP	WLS	BF	H	R	ER	SO	BB	IBB	HBP	BLK	WP	HR	S	P	ERA	WHIP				
54 Elizardo Ramirez, R ERA: 3.13	6.0	L	29	7	3	2	7	3	0	1	0	0	1	64	102	3.00	1.667				
Chris Hammond, L ERA: 8.38	1.0		3	1	0	0	1	0	0	0	0	0	0	7	9	0.00	1.000				
31 Matt Belisle, R ERA: 4.61	0.1		3	1	1	1	0	0	0	1	0	0	0	7	13	27.00	3.000				
37 Brian Shackelford, L ERA: 6.75	1.0		8	2	4	4	0	3	0	0	0	1	1	11	29	36.00	5.000				
Rick White, R ERA: 6.19	0.2		3	1	0	0	1	0	0	0	1	0	0	5	6	0.00	1.500				

AB 37  
R 8  
H 12  
RBI 6  
BB 6  
SO 9  
LOB 24



Batter	1	2	3	4	5	6	7	8	9	AB	R	H	RBI	BB	SO	LOB	BOTTOM					
6 Ryan Freel, R OBP: 0.358, SLG: 0.279 Quinton McCracken, S OBP: 0.353, SLG: 0.310	G6-3		G4-3		G3		G3		E5	3	0	0	0	0	0	0	Philadelphia Phillies @ Cincinnati Reds Great American Ball Park, Cincinnati, OH Fri May 12 2006, 7:10 PM EDT Att: 21,705 - Cloudy - 50 F					
Felipe Lopez, S OBP: 0.576, SLG: 0.432	K		F9							4	0	2	1	1	1	0						
Ken Griffey Jr., L OBP: 0.319, SLG: 0.537	K									4	0	0	1	1	2	4						
Austin Kearns, R OBP: 0.388, SLG: 0.566										5	1	1	1	0	1	3						
Adam Dunn, L OBP: 0.386, SLG: 0.577										3	0	0	0	1	2	0						
12 Edwin Encarnación, R OBP: 0.383, SLG: 0.550										3	1	1	1	1	1	1						
4 Brandon Phillips, R OBP: 0.359, SLG: 0.460										2	1	0	0	2	1	1						
Javier Valentin, S OBP: 0.308, SLG: 0.350										3	0	0	0	1	1	2						
54 Elizardo Ramirez, S OBP: 0.143, SLG: 0.143 Chris Hammond, L Ray Olmedo, S OBP: 0.375, SLG: 0.375 31 Matt Belisle, R 37 Brian Shackelford, L Rick White, R Scott Hatteberg, L OBP: 0.048, SLG: 0.020										2	0	0	0	0	2	3						
Inning Stats	R: 0 E: 0 K: 2 S: 12	H: 0 LOB: 0 BB: 0 P: 16	R: 0 E: 0 K: 1 S: 10	H: 0 LOB: 3 BB: 3 P: 24	R: 0 E: 0 K: 0 S: 4	H: 0 LOB: 1 BB: 1 P: 11	R: 0 E: 0 K: 2 S: 12	H: 0 LOB: 1 BB: 1 P: 23	R: 0 E: 0 K: 2 S: 13	H: 1 LOB: 0 BB: 0 P: 18	R: 2 E: 0 K: 1 S: 8	H: 2 LOB: 1 BB: 0 P: 13	R: 0 E: 0 K: 0 S: 11	H: 1 LOB: 1 BB: 0 P: 12	R: 0 E: 0 K: 2 S: 9	H: 0 LOB: 0 BB: 0 P: 13		R: 2 E: 1 K: 1 S: 17	H: 0 LOB: 2 BB: 3 P: 33	1B: 1 2B: 1 3B: 0 HR: 2	SF: 0 SAC: 0 DP: 0 HBP: 0	WP: 0 PB: 0 SB: 1 CS: 0
PITCHER	IP	WLS	BF	H	R	ER	SO	BB	IBB	HBP	BLK	WP	HR	S	P	ERA	WHIP					
35 Cole Hamels, L ERA: 1.85	5.0		21	2	2	2	1	0	0	0	0	0	2	8	13	18.00	2.000					
63 Ryan Madson, R ERA: 7.1	1.0	W	5	2	2	2	1	0	0	0	0	0	0	11	12	0.00	1.000					
Ryan Franklin, R ERA: 4.15	1.0	H	4	1	0	0	0	0	0	0	0	0	0	9	13	0.00	0.000					
Arthur Rhodes, L ERA: 3.86	1.0	H	3	0	0	0	2	0	0	0	0	0	0	9	13	0.00	0.000					
Julio Santana, R ERA: 7.58	0.1		5	0	2	0	0	3	0	0	0	0	0	12	27	0.00	9.000					

AB 32  
R 4  
H 4  
RBI 4  
BB 8  
SO 11  
LOB 16













Batter	1	2	3	4	5	6	7	8	9	AB	R	H	RBI	BB	SO	LOB	TOP			
11 Jimmy Rollins, S OBP: 0.306, SLG: 0.386	G4-3		E4 G6-3		F8			L5		4	0	0	0	0	0	0	<b>Philadelphia Phillies @ Milwaukee Brewers</b> Miller Park, Milwaukee, WI Tue May 16 2006, 7:05 PM CDT Att. 14,592 - Roof Closed - 66 F			
26 Chase Utley, L OBP: 0.375, SLG: 0.542	1B BB		G3			G5-4-3 1B		F8		3	1	1	0	1	0	1				
Bobby Abreu, L OBP: 0.432, SLG: 0.451	1B		G6-3			K		K		4	0	1	0	0	2	2				
Pat Burrell, R OBP: 0.392, SLG: 0.553	K		K			G5-4-3		K		4	0	0	0	0	3	4				
6 Ryan Howard, L OBP: 0.356, SLG: 0.586	1B				F7			G3		4	0	1	1	0	0	0				
8 Shane Victorino, S OBP: 0.471, SLG: 0.696	K				1-2 2-H					3	1	2	0	0	1	2				
David Bell, R OBP: 0.313, SLG: 0.412		P3			G6-4-3					3	0	1	1	1	0	1				
Sal Fasano, R OBP: 0.302, SLG: 0.367										3	0	1	0	0	2	1				
David Dellucci, L OBP: 0.233, SLG: 0.238								G6-3		1	0	0	0	0	0	2				
51 Carlos Ruiz, R OBP: 0.100, SLG: 0.105										0	0	0	0	0	0	0				
Cory Lidle, R OBP: 0.167, SLG: 0.273										2	0	0	0	0	1	1				
Abraham Nunez, S OBP: 0.233, SLG: 0.238										1	0	0	0	0	0	1				
63 Ryan Madson, L OBP: 0.455, SLG: 0.400										0	0	0	0	0	0	0				
Ryan Franklin, R OBP: 0.455, SLG: 0.400										0	0	0	0	0	0	0				
Ryan Franklin, R OBP: 0.455, SLG: 0.400										0	0	0	0	0	0	0				
<b>Inning Stats</b>	R: 1 E: 0 K: 2 S: 17	H: 2 LOB: 2 BB: 1 P: 26	R: 0 E: 0 K: 1 S: 7	H: 1 LOB: 0 BB: 0 P: 12	R: 0 E: 1 K: 1 S: 13	H: 0 LOB: 1 BB: 0 P: 19	R: 0 E: 0 K: 0 S: 4	H: 0 LOB: 0 BB: 0 P: 5	R: 0 E: 0 K: 1 S: 5	H: 1 LOB: 0 BB: 0 P: 13	R: 1 E: 0 K: 1 S: 12	H: 2 LOB: 1 BB: 0 P: 14	R: 0 E: 0 K: 1 S: 5	H: 0 LOB: 0 BB: 0 P: 7	R: 0 E: 0 K: 1 S: 14	H: 1 LOB: 2 BB: 1 P: 23	1B: 4 2B: 2 3B: 1 HR: 0	SF: 0 SAC: 0 DP: 2 HBP: 1	WP: 0 PB: 0 SB: 0 CS: 1	PA: 35
<b>PITCHER</b>	IP WLS BF H R ER SO BB IBB HBP BLK WP HR S P ERA WHIP																			
39 Chris Capuano, L ERA: 2.8	7.0	27	6	2	2	7	1	0	1	0	0	0	0	0	67	95	2.57	1.000		
Brian Shouse, L ERA: 3.39	1.0	3	0	0	0	1	0	0	0	0	0	0	0	5	7	0.00	0.000			
Derrick Turnbow, R ERA: 2.2	1.0	W 5	1	0	0	1	1	0	0	0	0	0	0	14	23	0.00	2.000			

Batter	1	2	3	4	5	6	7	8	9	AB	R	H	RBI	BB	SO	LOB	BOTTOM					
23 Ricke Weeks Jr., R OBP: 0.369, SLG: 0.405	G4-3		1B 2B		FC1-5-6-5			F8		4	1	1	0	0	0	1	<b>Philadelphia Phillies @ Milwaukee Brewers</b> Miller Park, Milwaukee, WI Tue May 16 2006, 7:05 PM CDT Att. 14,592 - Roof Closed - 66 F					
7 J.J. Hardy, R OBP: 0.295, SLG: 0.398			P3		F8					3	1	1	0	1	0	2						
Brady Clark, R OBP: 0.331, SLG: 0.284	2B SF8 BB							1B 2B		0	0	0	0	0	0	0						
Geoff Jenkins, L OBP: 0.325, SLG: 0.431	SF8 2B							1B IBB		3	0	2	1	1	1	0						
Carlos Lee, R OBP: 0.388, SLG: 0.648	SF8							1B		3	0	1	1	0	0	1						
28 Prince Fielder, L OBP: 0.376, SLG: 0.549	K2-3							1B		4	0	1	0	0	2	3						
2 Bill Hall, R OBP: 0.336, SLG: 0.636										4	1	1	0	0	0	1						
47 Corey Koskie, L OBP: 0.369, SLG: 0.519										2	0	0	0	2	0	0						
Damian Miller, R OBP: 0.385, SLG: 0.569										4	0	0	0	0	0	2						
39 Chris Capuano, L OBP: 0.105, SLG: 0.158										2	0	1	0	0	1	0						
18 Gabe Gross, L OBP: 0.364, SLG: 0.553										1	0	0	0	0	0	0						
Brian Shouse, L ERA: 6.96										0	0	0	0	0	0	0						
Derrick Turnbow, R ERA: 3.72										0	0	0	0	0	0	0						
<b>Inning Stats</b>	R: 1 E: 0 K: 1 S: 13	H: 1 LOB: 1 BB: 1 P: 22	R: 0 E: 0 K: 0 S: 3	H: 0 LOB: 0 BB: 1 P: 10	R: 1 E: 0 K: 1 S: 12	H: 2 LOB: 1 BB: 0 P: 18	R: 0 E: 0 K: 1 S: 8	H: 0 LOB: 0 BB: 0 P: 10	R: 0 E: 0 K: 0 S: 7	H: 1 LOB: 1 BB: 0 P: 8	R: 0 E: 0 K: 1 S: 10	H: 1 LOB: 1 BB: 0 P: 15	R: 0 E: 0 K: 0 S: 4	H: 0 LOB: 0 BB: 0 P: 7	R: 0 E: 0 K: 0 S: 8	H: 2 LOB: 2 BB: 1 P: 15	R: 1 E: 1 K: 0 S: 4	H: 1 LOB: 2 BB: 1 P: 9	1B: 2 2B: 6 3B: 0 HR: 0	SF: 1 SAC: 0 DP: 0 HBP: 0	WP: 0 PB: 0 SB: 0 CS: 1	PA: 35
<b>PITCHER</b>	IP WLS BF H R ER SO BB IBB HBP BLK WP HR S P ERA WHIP																					
Cory Lidle, R ERA: 4.84	6.0	24	5	2	2	4	2	0	0	0	0	0	0	53	83	3.00	1.167					
63 Ryan Madson, R ERA: 6.96	1.0	3	0	0	0	0	0	0	0	0	0	4	7	0.00	0.000							
Ryan Franklin, R ERA: 3.72	1.0	L 8	3	1	0	0	0	2	0	0	0	12	24	0.00	3.000							



Batter	1	2	3	4	5	6	7	8	9	AB	R	H	RBI	BB	SO	LOB	TOP																
11 Jimmy Rollins, S OBP: 0.303, SLG: 0.380	L3	G3		F8		F7			1B 6 1B	5	1	1	0	0	0	2	<b>Philadelphia Phillies @ Milwaukee Brewers</b> Miller Park, Milwaukee, WI Wed May 17 2006, 7:05 PM CDT Att: 20,874 - Roof Closed - 67 F																
26 Chase Utley, L OBP: 0.382, SLG: 0.538	G4-3 BB			BB		2B 1B	K		K	3	1	1	0	2	2																		
Bobby Abreu, L OBP: 0.438, SLG: 0.462	G4-3			BB		6 2B	K		6 1B 8 1B	4	2	2	2	1	1																		
6 Ryan Howard, L OBP: 0.357, SLG: 0.587	K			K		2H 2B	G4-3		8 1B	5	0	2	2	0	2	3																	
8 Shane Victorino, S OBP: 0.464, SLG: 0.667		HR 1B		K		P5			F8 FC5-4 1B	5	1	2	1	0	1	3																	
David Dellucci, L OBP: 0.333, SLG: 0.485									3H 1B	3	1	1	2	0	1	3																	
Alex Gonzalez, R OBP: 0.152, SLG: 0.097						F8			FC5-4	3	1	1	0	0	1	2																	
Arthur Rhodes, L		HR							1-2	0	0	0	0	0	0	0																	
Abraham Nunez, S OBP: 0.213, SLG: 0.217	G3-1					G4-3				4	0	0	0	0	0	1																	
Sal Fasano, R OBP: 0.321, SLG: 0.404										3	0	2	0	0	0	0																	
David Bell, R OBP: 0.318, SLG: 0.412						F8			11 1B BB	0	1	0	0	1	0	0																	
51 Carlos Ruiz, R OBP: 0.100, SLG: 0.105	1B									0	0	0	0	0	0	0																	
Gavin Floyd, R OBP: 0.066, SLG: 0.056										3	0	0	0	0	0	1																	
Rheal Cormier, L										0	0	0	0	0	0	0																	
Geoff Geary, R OBP: 0.085, SLG: 0.087										0	0	0	0	0	0	0																	
Aaron Fultz, L		B3								0	0	0	0	0	0	0																	
29 Chris Roberson, S OBP: 0.125, SLG: 0.125										1	0	0	0	0	0	1																	
<b>Inning Stats</b>	R: 0 E: 0 K: 1 S: 9	H: 0 LOB: 1 BB: 1 P: 17	R: 2 E: 0 K: 0 S: 9	H: 3 LOB: 1 BB: 0 P: 14	R: 0 E: 0 K: 3 S: 13	H: 0 LOB: 2 BB: 2 P: 24	R: 0 E: 0 K: 1 S: 7	H: 1 LOB: 1 BB: 0 P: 11	R: 2 E: 0 K: 0 S: 8	H: 3 LOB: 1 BB: 0 P: 10	R: 0 E: 0 K: 0 S: 6	H: 0 LOB: 0 BB: 0 P: 7	R: 0 E: 0 K: 1 S: 6	H: 0 LOB: 0 BB: 0 P: 12	R: 0 E: 0 K: 1 S: 6	H: 0 LOB: 0 BB: 0 P: 6	R: 3 E: 0 K: 1 S: 17	H: 4 LOB: 2 BB: 1 P: 31	1B: 7 2B: 3 3B: 0 HR: 1	SF: 0 SAC: 0 DP: 0 HBP: 0	WP: 0 PB: 0 SB: 0 CS: 0	PA: 42											
<b>PITCHER</b>	IP WLS BF H R ER SO BB IBB HBP BLK WP HR S P ERA WHIP																																
31 Dave Bush, R ERA: 4.35	6.0	28	7	4	4	5	3	0	0	0	0	0	1	52	83	6.00	1.667																
Jorge De La Rosa, L ERA: 6.28	2.0	6	0	0	0	3	0	0	0	0	0	0	0	14	18	0.00	0.000																
Derrick Turnbow, R ERA: 3.71	0.2	5	2	3	3	1	0	0	0	0	0	0	0	11	19	40.50	4.500																
Brian Shouse, L ERA: 3.38	0.0	2	2	0	0	0	0	0	0	0	0	0	0	4	7	=	=																
52 Jose Capellan, R ERA: 3.74	0.1	1	0	0	0	0	0	0	0	0	0	0	0	2	5	0.00	0.000																



Batter	1	2	3	4	5	6	7	8	9	AB	R	H	RBI	BB	SO	LOB	BOTTOM															
23 Rickey Weeks Jr., R OBP: 0.376, SLG: 0.408	HBP 2 CS			P4		G5-3 2B	1B		K	4	1	2	0	0	1	1	<b>Philadelphia Phillies @ Milwaukee Brewers</b> Miller Park, Milwaukee, WI Wed May 17 2006, 7:05 PM CDT Att: 20,874 - Roof Closed - 67 F															
2 Bill Hall, R OBP: 0.339, SLG: 0.632	G6-3			K		G5-3 2B	K		1B	4	1	1	1	1	2	3																
Geoff Jenkins, L OBP: 0.339, SLG: 0.459	HR			G4-3		G5-3 2B	G1-4-3 1B		1B	4	2	3	3	1	0	0																
Carlos Lee, R OBP: 0.379, SLG: 0.631	P6			F9		G5-3	G1-4-3			4	0	0	1	0	0	4																
28 Prince Fielder, L OBP: 0.379, SLG: 0.551		BB		G5-3		47 2B			G1-3	3	1	1	2	1	0	0																
47 Corey Koskie, L OBP: 0.365, SLG: 0.518	F7					G6-3	2B		K	4	0	1	1	0	1	1																
Damian Miller, R OBP: 0.372, SLG: 0.547	F8			L6		G1-3			F9	4	0	0	0	0	0	2																
18 Gabe Gross, L OBP: 0.245, SLG: 0.245										3	0	0	0	0	0	2																
Jorge De La Rosa, L										0	0	0	0	0	0	0																
Derrick Turnbow, R										0	0	0	0	0	0	0																
Brian Shouse, L										0	0	0	0	0	0	0																
52 Jose Capellan, R										0	0	0	0	0	0	0																
Jeff Cirillo, R OBP: 0.417, SLG: 0.469									SH1-4 1B BB	0	1	0	0	1	0	0																
31 Dave Bush, R OBP: 0.222, SLG: 0.222										1	0	0	0	0	0	0																
Brady Clark, R OBP: 0.340, SLG: 0.305									SH1-4	2	2	2	0	0	0	0																
<b>Inning Stats</b>	R: 1 E: 0 K: 0 S: 10	H: 1 LOB: 0 BB: 0 P: 17	R: 0 E: 0 K: 0 S: 8	H: 0 LOB: 1 BB: 1 P: 17	R: 0 E: 0 K: 1 S: 7	H: 0 LOB: 0 BB: 0 P: 9	R: 0 E: 0 K: 0 S: 5	H: 0 LOB: 0 BB: 0 P: 10	R: 0 E: 0 K: 0 S: 6	H: 0 LOB: 0 BB: 0 P: 8	R: 5 E: 0 K: 0 S: 18	H: 5 LOB: 1 BB: 1 P: 34	R: 1 E: 0 K: 1 S: 15	H: 3 LOB: 1 BB: 0 P: 21	R: 0 E: 0 K: 1 S: 6	H: 0 LOB: 0 BB: 0 P: 9	R: 1 E: 0 K: 1 S: 8	H: 1 LOB: 2 BB: 2 P: 20	1B: 5 2B: 4 3B: 0 HR: 1	SF: 0 SAC: 1 DP: 1 HBP: 1	WP: 0 PB: 0 SB: 0 CS: 1	PA: 39										
<b>PITCHER</b>	IP WLS BF H R ER SO BB IBB HBP BLK WP HR S P ERA WHIP																															
Gavin Floyd, R ERA: 5.71	5.1	22	4	5	5	1	2	0	0	0	0	0	9	14	13.50	3.000																
Rheal Cormier, L ERA: 0.69	0.2	4	2	1	1	0	0	0	0	0	0	0	9	14	13.50	3.000																
Geoff Geary, R ERA: 4.09	1.0	5	3	1	1	1	0	0	0	0	0	0	15	21	9.00	3.000																
Aaron Fultz, L ERA: 4.15	1.0	3	0	0	0	1	0	0	0	0	0	0	6	9	0.00	0.000																
Arthur Rhodes, L ERA: 3.95	0.2	5	1	1	1	1	1	1	0	0	0	0	8	20	13.50	3.000																





Batter	1	2	3	4	5	6	7	8	9	AB	R	H	RBI	BB	SO	LOB	TOP								
8 Shane Victorino, S OBP: 0.426, SLG: 0.607	0-3 K	0-2 G6-3		3-2 F7		3-3 K			3-1 F8	5	0	0	0	0	2	1	<b>Philadelphia Phillies @ Milwaukee Brewers</b> Miller Park, Milwaukee, WI Thu May 18 2006, 12:05 PM CDT Att: 27,419 - Roof Closed - 65 F								
26 Chase Utley, L OBP: 0.382, SLG: 0.530	4-2 2B	2-3 K		1-3 K			0-1 1B		0-2 G3-1	4	1	1	0	1	2	1									
Bobby Abreu, L OBP: 0.442, SLG: 0.471	3-2 HR		1-2 G4-3		4-1 F8		1-3 K		3-3 K	4	2	2	1	1	2	1									
Pat Burrell, R OBP: 0.395, SLG: 0.571	2-1 HR		4-2 G4-3		1-1 F8		1-1 P2			3	1	1	2	1	0	2									
6 Ryan Howard, L OBP: 0.354, SLG: 0.577	2-2 1B		0-2 G4-3		2-3 K		2-3 K			4	0	1	0	0	2	4									
David Bell, R OBP: 0.338, SLG: 0.426	0-0 1B		4-0 G6-4-3		3-2 1B			0-1 1B		3	0	3	1	1	0	0									
Alex Gonzalez, R OBP: 0.139, SLG: 0.088	2-1 1B		0-0 G6-4-3		0-3 K		1-1 P5			3	0	0	0	0	1	6									
11 Jimmy Rollins, S OBP: 0.301, SLG: 0.377	1-2 1B		1-2 1B		3-3 K			1-2 FC3-6		1	0	0	0	0	0	1									
51 Carlos Ruiz, R OBP: 0.130, SLG: 0.136	2-2 FC6-4			0-1 SH3-4		0-1 E4		1-2 FC3-6		3	0	1	0	0	0	2									
Abraham Nunez, S OBP: 0.208, SLG: 0.213	1-2 FC6-4			1-2 SH3-4		1-2 B1-6-4		1-2 F9		1	0	0	0	0	0	1									
Ryan Franklin, R	1-2 FC6-4			1-2 SH3-4						0	0	0	0	0	0	0									
35 Cole Hamels, L		2-3 K		0-0 SH3-4						2	0	0	0	0	1	1									
63 Ryan Madson, L OBP: 0.455, SLG: 0.400				1-2 SH3-4						0	0	0	0	0	0	0									
David DeLuca, L OBP: 0.333, SLG: 0.485				1-2 SH3-4						0	0	0	0	0	0	0									
Sal Fasano, R OBP: 0.316, SLG: 0.396				1-2 SH3-4						1	0	0	0	0	0	1									
<b>Inning Stats</b>	R: 3 E: 0 K: 1 S: 22	H: 4 LOB: 2 BB: 1 P: 37	R: 0 E: 0 K: 2 S: 9	H: 0 LOB: 0 BB: 0 P: 13	R: 0 E: 0 K: 0 S: 9	H: 1 LOB: 2 BB: 2 P: 18	R: 0 E: 0 K: 1 S: 10	H: 1 LOB: 1 BB: 0 P: 14	R: 1 E: 0 K: 2 S: 12	H: 1 LOB: 1 BB: 1 P: 22	R: 0 E: 1 K: 1 S: 10	H: 0 LOB: 0 BB: 0 P: 13	R: 0 E: 0 K: 2 S: 10	H: 1 LOB: 1 BB: 0 P: 14	R: 0 E: 0 K: 0 S: 10	H: 1 LOB: 1 BB: 0 P: 13	R: 0 E: 0 K: 1 S: 8	H: 0 LOB: 0 BB: 0 P: 14	1B: 7 2B: 1 3B: 0 HR: 1	SF: 0 SAC: 1 DP: 2 HBP: 0	WP: 0 PB: 0 SB: 3 CS: 0	PA: 39			
<b>PITCHER</b>	IP WLS BF H R ER SO BB IBB HBP BLK WP HR S P ERA WHIP	IP WLS BF H R ER SO BB IBB HBP BLK WP HR S P ERA WHIP	IP WLS BF H R ER SO BB IBB HBP BLK WP HR S P ERA WHIP	IP WLS BF H R ER SO BB IBB HBP BLK WP HR S P ERA WHIP	IP WLS BF H R ER SO BB IBB HBP BLK WP HR S P ERA WHIP	IP WLS BF H R ER SO BB IBB HBP BLK WP HR S P ERA WHIP	IP WLS BF H R ER SO BB IBB HBP BLK WP HR S P ERA WHIP	IP WLS BF H R ER SO BB IBB HBP BLK WP HR S P ERA WHIP	IP WLS BF H R ER SO BB IBB HBP BLK WP HR S P ERA WHIP	IP WLS BF H R ER SO BB IBB HBP BLK WP HR S P ERA WHIP	IP WLS BF H R ER SO BB IBB HBP BLK WP HR S P ERA WHIP	IP WLS BF H R ER SO BB IBB HBP BLK WP HR S P ERA WHIP	IP WLS BF H R ER SO BB IBB HBP BLK WP HR S P ERA WHIP	IP WLS BF H R ER SO BB IBB HBP BLK WP HR S P ERA WHIP	IP WLS BF H R ER SO BB IBB HBP BLK WP HR S P ERA WHIP	IP WLS BF H R ER SO BB IBB HBP BLK WP HR S P ERA WHIP	IP WLS BF H R ER SO BB IBB HBP BLK WP HR S P ERA WHIP	IP WLS BF H R ER SO BB IBB HBP BLK WP HR S P ERA WHIP	IP WLS BF H R ER SO BB IBB HBP BLK WP HR S P ERA WHIP	IP WLS BF H R ER SO BB IBB HBP BLK WP HR S P ERA WHIP	IP WLS BF H R ER SO BB IBB HBP BLK WP HR S P ERA WHIP	IP WLS BF H R ER SO BB IBB HBP BLK WP HR S P ERA WHIP	IP WLS BF H R ER SO BB IBB HBP BLK WP HR S P ERA WHIP	IP WLS BF H R ER SO BB IBB HBP BLK WP HR S P ERA WHIP	IP WLS BF H R ER SO BB IBB HBP BLK WP HR S P ERA WHIP

AB	34
R	4
H	9
RBI	4
BB	4
SO	10
LOB	21



Batter	1	2	3	4	5	6	7	8	9	AB	R	H	RBI	BB	SO	LOB	BOTTOM								
23 Rickie Weeks Jr., R OBP: 0.366, SLG: 0.396	2-2 K		3-1 F8		2-2 G4-3		1-3 K			4	0	0	0	0	2	2	<b>Philadelphia Phillies @ Milwaukee Brewers</b> Miller Park, Milwaukee, WI Thu May 18 2006, 12:05 PM CDT Att: 27,419 - Roof Closed - 65 F								
Jeff Cirillo, R OBP: 0.425, SLG: 0.500	0-0 B5-3		1-3 K			1-0 G3	0-1 2B		1-3 1B	4	2	2	0	0	1	0									
Geoff Jenkins, L OBP: 0.337, SLG: 0.460	1-3 K		2-1 F8			2-0 G3	2-0 2B		2-0 2B	4	0	1	2	0	1	1									
Carlos Lee, R OBP: 0.371, SLG: 0.618		2-3 K		2-2 F7		1-1 SF8	1-1 F7			3	0	0	1	0	1	1									
28 Prince Fielder, L OBP: 0.370, SLG: 0.536		1-1 G3		1-3 K		3-1 F8		2-2 P6		4	0	0	0	0	1	0									
2 Bill Hall, R OBP: 0.336, SLG: 0.619	1-1 1B		0-2 F9			1-0 P4	2-3 K			4	0	1	0	0	1	0									
Brady Clark, R OBP: 0.359, SLG: 0.317	4-2 1B		4-1 G5-4-3		1-2 BB	1-1 HR	3-2 1B		3-2 1B	2	1	2	0	2	0	0									
Chad Moeller, R OBP: 0.318, SLG: 0.425	4-1 1B		0-2 G5-4-3		1-2 1B	1-2 HR	0-1 L8			3	1	2	2	1	0	1									
Dana Eveland, L OBP: 0.229, SLG: 0.220	2-1 FC4		2-1 FC4		2-2 G5-4-3		4-2 1B			1	0	0	0	0	0	3									
1 Cory Hart, R OBP: 0.229, SLG: 0.220	1-2 1B		1-2 1B		1-2 1B		4-2 2B			1	0	0	0	0	0	2									
18 Gabe Gross, L OBP: 0.229, SLG: 0.220	1-2 1B		1-2 1B		1-2 1B		4-2 2B			0	0	0	0	0	0	0									
Derrick Turnbow, R	1-2 1B		1-2 1B		1-2 1B		4-2 2B			0	0	0	0	0	0	0									
<b>Inning Stats</b>	R: 0 E: 0 K: 2 S: 7	H: 0 LOB: 0 BB: 0 P: 10	R: 0 E: 0 K: 1 S: 12	H: 1 LOB: 2 BB: 2 P: 26	R: 0 E: 0 K: 1 S: 7	H: 0 LOB: 0 BB: 0 P: 13	R: 0 E: 0 K: 1 S: 10	H: 0 LOB: 0 BB: 0 P: 13	R: 0 E: 0 K: 1 S: 10	H: 1 LOB: 1 BB: 1 P: 18	R: 1 E: 0 K: 0 S: 6	H: 1 LOB: 0 BB: 0 P: 10	R: 4 E: 0 K: 1 S: 18	H: 4 LOB: 1 BB: 1 P: 30	R: 0 E: 0 K: 1 S: 11	H: 1 LOB: 1 BB: 0 P: 18	R: 0 E: 0 K: 1 S: 11	H: 1 LOB: 1 BB: 0 P: 18	1B: 5 2B: 2 3B: 0 HR: 1	SF: 1 SAC: 0 DP: 1 HBP: 0	WP: 0 PB: 0 SB: 0 CS: 0	PA: 35			
<b>PITCHER</b>	IP WLS BF H R ER SO BB IBB HBP BLK WP HR S P ERA WHIP	IP WLS BF H R ER SO BB IBB HBP BLK WP HR S P ERA WHIP	IP WLS BF H R ER SO BB IBB HBP BLK WP HR S P ERA WHIP	IP WLS BF H R ER SO BB IBB HBP BLK WP HR S P ERA WHIP	IP WLS BF H R ER SO BB IBB HBP BLK WP HR S P ERA WHIP	IP WLS BF H R ER SO BB IBB HBP BLK WP HR S P ERA WHIP	IP WLS BF H R ER SO BB IBB HBP BLK WP HR S P ERA WHIP	IP WLS BF H R ER SO BB IBB HBP BLK WP HR S P ERA WHIP	IP WLS BF H R ER SO BB IBB HBP BLK WP HR S P ERA WHIP	IP WLS BF H R ER SO BB IBB HBP BLK WP HR S P ERA WHIP	IP WLS BF H R ER SO BB IBB HBP BLK WP HR S P ERA WHIP	IP WLS BF H R ER SO BB IBB HBP BLK WP HR S P ERA WHIP	IP WLS BF H R ER SO BB IBB HBP BLK WP HR S P ERA WHIP	IP WLS BF H R ER SO BB IBB HBP BLK WP HR S P ERA WHIP	IP WLS BF H R ER SO BB IBB HBP BLK WP HR S P ERA WHIP	IP WLS BF H R ER SO BB IBB HBP BLK WP HR S P ERA WHIP	IP WLS BF H R ER SO BB IBB HBP BLK WP HR S P ERA WHIP	IP WLS BF H R ER SO BB IBB HBP BLK WP HR S P ERA WHIP	IP WLS BF H R ER SO BB IBB HBP BLK WP HR S P ERA WHIP	IP WLS BF H R ER SO BB IBB HBP BLK WP HR S P ERA WHIP	IP WLS BF H R ER SO BB IBB HBP BLK WP HR S P ERA WHIP	IP WLS BF H R ER SO BB IBB HBP BLK WP HR S P ERA WHIP	IP WLS BF H R ER SO BB IBB HBP BLK WP HR S P ERA WHIP	IP WLS BF H R ER SO BB IBB HBP BLK WP HR S P ERA WHIP	IP WLS BF H R ER SO BB IBB HBP BLK WP HR S P ERA WHIP

AB	30
R	5
H	8
RBI	5
BB	4
SO	7
LOB	10























Batter	1	2	3	4	5	6	7	8	9	AB	R	H	RBI	BB	SO	LOB	TOP					
11 Jimmy Rollins, S OBP: 0.310, SLG: 0.368	4-1 BB 26 BB 1B	0-0 26 FC6-4 1B		1-0 F7		1-3 K			2-1 F8	4	1	1	0	1	1	2	Philadelphia Phillies @ New York Mets Shea Stadium, Flushing, NY Wed May 24, 2006, 7:10 PM EDT Att: 32,094 - Clear - 73 F  livebaseballscores.com  AB 33 R 4 H 7 RBI 3 BB 4 SO 7 LOB 17  					
26 Chase Utley, L OBP: 0.396, SLG: 0.541	4-2 1B BB 1B	0-1 FC6-4 1-2		2-2 1B		3-3 K			3-2 G4-3	4	1	1	0	1	1	1						
Bobby Abreu, L OBP: 0.443, SLG: 0.486	4-2 1B BB	2-2 G4-3		0-0 G4-3		2-3 K			1-1 F7	4	1	0	0	1	1	3						
Pat Burrell, R OBP: 0.408, SLG: 0.566	3-2 1B		1-3 K		1-0 P3				2-1 HR	4	1	2	2	0	1	0						
6 Ryan Howard, L OBP: 0.346, SLG: 0.568	1-1 E4		1-1 1B		0-0 G4-3				1-1 L4	4	0	1	1	0	0	1						
8 Shane Victorino, S OBP: 0.400, SLG: 0.570	0-3 K		0-0 L9		3-1 G3				2-2 SH3 1B	4	0	1	0	0	1	3						
David Bell, R OBP: 0.331, SLG: 0.426	0-1 F7		3-2 P4		1-2 G4-3				0-1 SH3	3	0	0	0	0	0	3						
Sal Fasano, R OBP: 0.286, SLG: 0.348	1-3 K			0-0 P2		1-2 K			0-0 P2	3	0	1	0	0	1	2						
Abraham Nunez, S OBP: 0.185, SLG: 0.189						2-1 SH1-4 1B				1	0	0	0	0	0	1						
51 Carlos Ruiz, R OBP: 0.161, SLG: 0.138										0	0	0	0	0	0	0						
21 Jon Lieber, L			1-3 K		4-1 26 1B BB				3-2 G4-3	1	0	0	0	1	1	0						
Rheal Cormier, L										0	0	0	0	0	0	0						
Ryan Franklin, R										0	0	0	0	0	0	0						
David Dellucci, L OBP: 0.318, SLG: 0.500										1	0	0	0	0	0	1						
Aaron Fultz, L										0	0	0	0	0	0	0						
<b>Inning Stats</b>	R: 3 E: 1 K: 2 S: 20	H: 1 LOB: 2 BB: 3 P: 37	R: 0 E: 0 K: 1 S: 10	H: 1 LOB: 1 BB: 0 P: 13	R: 0 E: 0 K: 1 S: 8	H: 1 LOB: 1 BB: 0 P: 13	R: 0 E: 0 K: 0 S: 7	H: 1 LOB: 2 BB: 1 P: 14	R: 0 E: 0 K: 0 S: 4	H: 0 LOB: 0 BB: 0 P: 8	R: 0 E: 0 K: 1 S: 12	H: 1 LOB: 1 BB: 0 P: 17	R: 1 E: 0 K: 2 S: 10	H: 1 LOB: 0 BB: 0 P: 18	R: 0 E: 0 K: 0 S: 9	H: 1 LOB: 1 BB: 0 P: 14	R: 0 E: 0 K: 0 S: 7	H: 0 LOB: 0 BB: 0 P: 13	1B: 6 2B: 0 3B: 0 HR: 1	SF: 0 SAC: 2 DP: 0 HBP: 0	WP: 0 PB: 0 SB: 0 CS: 0	PA: 39
<b>PITCHER</b>	IP WLS BF H R ER SO BB IBB HBP BLK WP HR S P ERA WHIP	IP WLS BF H R ER SO BB IBB HBP BLK WP HR S P ERA WHIP	IP WLS BF H R ER SO BB IBB HBP BLK WP HR S P ERA WHIP	IP WLS BF H R ER SO BB IBB HBP BLK WP HR S P ERA WHIP	IP WLS BF H R ER SO BB IBB HBP BLK WP HR S P ERA WHIP	IP WLS BF H R ER SO BB IBB HBP BLK WP HR S P ERA WHIP	IP WLS BF H R ER SO BB IBB HBP BLK WP HR S P ERA WHIP	IP WLS BF H R ER SO BB IBB HBP BLK WP HR S P ERA WHIP	IP WLS BF H R ER SO BB IBB HBP BLK WP HR S P ERA WHIP	IP WLS BF H R ER SO BB IBB HBP BLK WP HR S P ERA WHIP	IP WLS BF H R ER SO BB IBB HBP BLK WP HR S P ERA WHIP	IP WLS BF H R ER SO BB IBB HBP BLK WP HR S P ERA WHIP	IP WLS BF H R ER SO BB IBB HBP BLK WP HR S P ERA WHIP	IP WLS BF H R ER SO BB IBB HBP BLK WP HR S P ERA WHIP	IP WLS BF H R ER SO BB IBB HBP BLK WP HR S P ERA WHIP	IP WLS BF H R ER SO BB IBB HBP BLK WP HR S P ERA WHIP	IP WLS BF H R ER SO BB IBB HBP BLK WP HR S P ERA WHIP					
Alay Soler, R ERA: 3.0	6.0	28	5	3	2	5	4	0	0	0	0	0	0	0	1	10	18	3.00	1.500			
25 Pedro Feliciano, L ERA: 1.23	1.0	W 4	1	1	1	2	0	0	0	0	0	0	0	0	1	9	14	0.00	1.000			
Aaron Heilman, R ERA: 1.98	1.0	H 4	1	0	0	0	0	0	0	0	0	0	0	0	9	14	0.00	1.000				
13 Billy Wagner, L ERA: 3.09	1.0	S 3	0	0	0	0	0	0	0	0	0	0	0	7	13	0.00	0.000					

Batter	1	2	3	4	5	6	7	8	9	AB	R	H	RBI	BB	SO	LOB	BOTTOM					
7 José Reyes, S OBP: 0.311, SLG: 0.405	1-0 G6-3	0-0 L6		2-2 22 SF8 3B		1-1 L9			1-3 K2-3	5	1	1	0	0	1	2	Philadelphia Phillies @ New York Mets Shea Stadium, Flushing, NY Wed May 24, 2006, 7:10 PM EDT Att: 32,094 - Clear - 73 F  livebaseballscores.com  AB 32 R 5 H 10 RBI 5 BB 4 SO 6 LOB 14  					
22 Jose Valentin, S OBP: 0.298, SLG: 0.373	1-1 P5	2-1 F7		1-2 SF8		3-2 F8			2-3 K	4	0	0	1	0	1	1						
13 Billy Wagner, L										0	0	0	0	0	0	0						
15 Carlos Beltrán, S OBP: 0.394, SLG: 0.623	0-0 HR		3-3 K		3-2 F8				1-0 21 1B 5 1B	4	2	2	1	0	1	0						
21 Carlos Delgado, L OBP: 0.369, SLG: 0.560	4-0 5 1B BB		2-3 K		0-0 G6-3				0-0 11 HBP 5 1B	3	0	1	0	1	1	0						
5 David Wright, R OBP: 0.397, SLG: 0.552	1-1 BB		3-2 HR		0-1 G5-3				1-2 11 HBP	4	1	3	2	0	0	0						
Cliff Floyd, L OBP: 0.312, SLG: 0.370	1-3 1B		0-0 HR		1-2 G4-3				3-2 3-H 1B	3	1	1	0	1	0	2						
11 Ramon Castro, R OBP: 0.361, SLG: 0.494	2-2 G6-3		1-1 1B BB		4-2 1B BB				3-2 G4-3 1B	2	0	1	0	1	0	3						
Chris Woodward, R OBP: 0.341, SLG: 0.447		4-2 BB		0-0 BB		0-3 K			0-3 K	2	0	1	1	1	1	1						
25 Pedro Feliciano, L										0	0	0	0	0	0	0						
Julio Franco, R OBP: 0.333, SLG: 0.480										1	0	0	0	0	1	3						
Aaron Heilman, R										0	0	0	0	0	0	0						
10 Endy Chavez, L OBP: 0.316, SLG: 0.397			1-3 2-H 1B		0-2 BB					0	0	0	0	0	0	0						
Alay Soler, R										2	0	0	0	0	0	1						
Kazuo Matsui, S OBP: 0.261, SLG: 0.309		0-2 F9			0-2 G5-3				1-2 G4-3	2	0	0	0	0	0	1						
										2	0	0	0	0	0	1						
<b>Inning Stats</b>	R: 1 E: 0 K: 0 S: 10	H: 2 LOB: 3 BB: 2 P: 23	R: 0 E: 0 K: 0 S: 9	H: 0 LOB: 1 BB: 1 P: 15	R: 2 E: 0 K: 2 S: 17	H: 3 LOB: 2 BB: 1 P: 29	R: 1 E: 0 K: 0 S: 16	H: 1 LOB: 0 BB: 0 P: 22	R: 0 E: 0 K: 0 S: 6	H: 0 LOB: 0 BB: 0 P: 7	R: 0 E: 0 K: 1 S: 12	H: 1 LOB: 1 BB: 0 P: 17	R: 1 E: 0 K: 1 S: 17	H: 3 LOB: 3 BB: 0 P: 26	R: 0 E: 0 K: 2 S: 11	H: 0 LOB: 0 BB: 0 P: 17	R: 0 E: 0 K: 0 S: 7	H: 0 LOB: 0 BB: 0 P: 13	1B: 7 2B: 0 3B: 1 HR: 2	SF: 1 SAC: 0 DP: 0 HBP: 1	WP: 0 PB: 0 SB: 0 CS: 0	PA: 38
<b>PITCHER</b>	IP WLS BF H R ER SO BB IBB HBP BLK WP HR S P ERA WHIP	IP WLS BF H R ER SO BB IBB HBP BLK WP HR S P ERA WHIP	IP WLS BF H R ER SO BB IBB HBP BLK WP HR S P ERA WHIP	IP WLS BF H R ER SO BB IBB HBP BLK WP HR S P ERA WHIP	IP WLS BF H R ER SO BB IBB HBP BLK WP HR S P ERA WHIP	IP WLS BF H R ER SO BB IBB HBP BLK WP HR S P ERA WHIP	IP WLS BF H R ER SO BB IBB HBP BLK WP HR S P ERA WHIP	IP WLS BF H R ER SO BB IBB HBP BLK WP HR S P ERA WHIP	IP WLS BF H R ER SO BB IBB HBP BLK WP HR S P ERA WHIP	IP WLS BF H R ER SO BB IBB HBP BLK WP HR S P ERA WHIP	IP WLS BF H R ER SO BB IBB HBP BLK WP HR S P ERA WHIP	IP WLS BF H R ER SO BB IBB HBP BLK WP HR S P ERA WHIP	IP WLS BF H R ER SO BB IBB HBP BLK WP HR S P ERA WHIP	IP WLS BF H R ER SO BB IBB HBP BLK WP HR S P ERA WHIP	IP WLS BF H R ER SO BB IBB HBP BLK WP HR S P ERA WHIP	IP WLS BF H R ER SO BB IBB HBP BLK WP HR S P ERA WHIP						
21 Jon Lieber, R ERA: 5.83	6.0	28	7	4	4	3	4	0	0	0	0	0	0	0	2	70	11	6.00	1.833			
Rheal Cormier, L ERA: 1.23	0.2	L 5	3	1	1	0	0	0	0	0	0	0	0	0	12	18	13.50	4.500				
Ryan Franklin, R ERA: 4.37	0.1	2	0	0	0	1	0	0	0	0	0	0	0	5	8	0.00	0.000					
Aaron Fultz, L ERA: 4.1	1.0	3	0	0	0	2	0	0	0	0	0	0	0	11	17	0.00	0.000					



Batter	1	2	3	4	5	6	7	8	9	AB	R	H	RBI	BB	SO	LOB	TOP			
8 Shane Victorino, S (1, 8) OBP: 0.400, SLG: 0.554	1-1 P6		0-1 L4-6 26 1B	1-0 G4-3			4-2 26 2B BB	1-2 G3		4	1	1	0	1	0	3				
26 Chase Utley, L (1, 4) OBP: 0.406, SLG: 0.554	1-2 HR		1-2 S 1B		0-1 G3 BB		1-2 6 1B		0-0 G3	5	2	4	1	0	0	0				
Bobby Abreu, L (1, 9) OBP: 0.447, SLG: 0.503	2-0 1-H HR		0-2 L4-6		4-1 G3 BB		3-3 K		4-1 6 CS	3	1	1	2	2	1	3				
Pat Burrell, R (1, 7) OBP: 0.408, SLG: 0.555	0-0 F9		4-2 BB		0-0 P5		4-1 6 BB		1-3 K	3	0	0	0	2	1	3				
29 Chris Roberson, S (9, 7) OBP: 0.093, SLG: 0.083			1-2 BB		1-2 BB		6 1B		6 CS	0	0	0	0	0	0	0				
6 Ryan Howard, L (1, 3) OBP: 0.349, SLG: 0.584	1-2 HR		0-0 F7		2-1 G3		0-0 BB		2-2 CS	4	1	2	2	0	0	4				
11 Jimmy Rollins, S (1, 6) OBP: 0.304, SLG: 0.360	0-0 F7			1-2 F7	3-1 P6		0-0 G4-6-3		1-2 CS	4	0	0	0	0	0	4				
David Bell, R (1, 5) OBP: 0.335, SLG: 0.420		1-0 F9		4-0 SH3-4 39 51 1B BB		2-0 F8		4-2 51 SH1-4 BB		2	0	0	0	2	0	0				
51 Carlos Ruiz, R (1, 2) OBP: 0.176, SLG: 0.156		2-0 G5-3		1-2 SH3-4 39 1B		0-0 P5		0-1 SH1-4		3	0	1	0	0	0	0				
39 Brett Myers, R (1, 1) OBP: 0.045, SLG: 0.045		2-2 F9		1-1 SH3-4		0-3 K		1-3 K		2	0	0	0	0	1	0				
David Dellucci, L (8, PH) OBP: 0.311, SLG: 0.487				1-2 SH3-4						1	0	0	0	0	1	1				
Arthur Rhodes, L (8, 1)				1-2 SH3-4						0	0	0	0	0	0	0				
45 Tom Gordon, R (8, 1)				1-2 SH3-4						0	0	0	0	0	0	0				
<b>Inning Stats</b>	R: 3 E: 0 K: 0 S: 11	H: 3 LOB: 0 BB: 0 P: 16	R: 0 E: 0 K: 0 S: 6	H: 0 LOB: 0 BB: 0 P: 11	R: 0 E: 0 K: 0 S: 15	H: 2 LOB: 2 BB: 1 P: 20	R: 0 E: 0 K: 0 S: 11	H: 1 LOB: 2 BB: 1 P: 19	R: 0 E: 0 K: 1 S: 5	H: 0 LOB: 0 BB: 0 P: 7	R: 2 E: 0 K: 1 S: 12	H: 2 LOB: 1 BB: 2 P: 24	R: 0 E: 0 K: 1 S: 15	H: 0 LOB: 1 BB: 1 P: 21	R: 0 E: 0 K: 1 S: 7	H: 0 LOB: 0 BB: 1 P: 14	1B: 6 2B: 2 3B: 0 HR: 2	SF: 0 SAC: 2 DP: 2 HBP: 0	WP: 0 PB: 0 SB: 1 CS: 1	PA: 41
<b>PITCHER</b>	IP WLS BF H R ER SO BB IBB HBP BLK WP HR S P ERA WHIP																			
Geremi Gonzalez, R (1, 1) ERA: 7.71	6.0	L	27	7	3	3	1	3	0	0	0	0	0	2	56	90	4.50	1.667		
25 Pedro Feliciano, L (7, 1) ERA: 2.4	0.1	L	3	1	2	2	1	1	0	0	0	0	0	0	9	17	54.00	6.000		
Heath Bell, R (7, 1) ERA: 5.79	2.2		10	1	0	0	2	3	0	0	0	0	0	25	42	0.00	1.500			

Philadelphia Phillies @ New York Mets  
Shea Stadium, Flushing, NY  
Thu May 25 2006, 1:10 PM EDT  
Att: 51,365 - Partly Cloudy - 80 F

AB	31
R	5
H	9
RBI	5
BB	7
SO	4
LOB	18



Batter	1	2	3	4	5	6	7	8	9	AB	R	H	RBI	BB	SO	LOB	BOTTOM					
7 José Reyes, S (1, 6) OBP: 0.317, SLG: 0.429	2-2 G6-3 15 2B	0-0 HR		1-2 1B			1-2 P5		2-2 FC4 16 G5-3 16 WP	5	1	3	3	0	0	1						
16 Paul Lo Duca, R (1, 2) OBP: 0.342, SLG: 0.436	2-2 G5-3	0-0 15 WP 1B		2-2 G4-3			2-1 G4-3		1-2 G5-3	5	0	1	0	0	0	3						
15 Carlos Beltrán, S (1, 8) OBP: 0.382, SLG: 0.600	2-2 G6-3	1-3 K		3-2 F8			1-3 K		2-3 K	5	0	0	0	0	3	3						
21 Carlos Delgado, L (1, 3) OBP: 0.372, SLG: 0.554	4-0 BB		1-0 L9		4-1 BB		2-2 G5-3			2	0	0	0	2	0	0						
5 David Wright, R (1, 5) OBP: 0.389, SLG: 0.539	0-0 G5-3		2-3 K		3-3 K		3-3 K		1-3 K	4	0	0	0	0	3	3						
Cliff Floyd, L (1, 7) OBP: 0.322, SLG: 0.383		0-0 1B 7 HR	0-1 PO 1B		3-3 K		4-2 BB			3	1	2	0	1	1	1						
Xavier Nady, R (1, 9) OBP: 0.343, SLG: 0.517		0-2 SH2-4 7 HR	1-2 1B		0-0 F9		4-0 BB			3	1	2	0	1	0	0						
Kazuo Matsui, S (1, 4) OBP: 0.252, SLG: 0.298		2-3 K	2-0 PO		0-1 P6		1-1 G4-3		1-1 G1-3	4	0	0	0	0	1	4						
Geremi Gonzalez, R (1, 1) ERA: 2.86		1-2 SH2-4		2-2 G1-3			1-0 F7		4-0 BB	1	0	0	0	0	0	0						
22 Jose Valentin, S (6, PH) ERA: 4.41										0	0	0	0	0	0	0						
25 Pedro Feliciano, L (7, 1)										0	0	0	0	0	0	0						
Heath Bell, R (7, 1)										0	0	0	0	0	0	0						
10 Endy Chavez, L (8, PH) OBP: 0.252, SLG: 0.397		1-2								0	0	0	0	1	0	0						
<b>Inning Stats</b>	R: 0 E: 0 K: 0 S: 10	H: 1 LOB: 2 BB: 1 P: 20	R: 3 E: 0 K: 2 S: 16	H: 4 LOB: 1 BB: 0 P: 20	R: 0 E: 0 K: 1 S: 14	H: 2 LOB: 1 BB: 0 P: 20	R: 0 E: 0 K: 0 S: 12	H: 1 LOB: 1 BB: 0 P: 17	R: 0 E: 0 K: 2 S: 11	H: 0 LOB: 0 BB: 1 P: 24	R: 0 E: 0 K: 0 S: 4	H: 0 LOB: 0 BB: 0 P: 6	R: 0 E: 0 K: 1 S: 8	H: 0 LOB: 0 BB: 0 P: 12	R: 0 E: 0 K: 1 S: 12	H: 0 LOB: 2 BB: 2 P: 24	R: 0 E: 0 K: 1 S: 9	H: 0 LOB: 1 BB: 1 P: 18	1B: 5 2B: 2 3B: 0 HR: 1	SF: 0 SAC: 1 DP: 0 HBP: 0	WP: 2 PB: 0 SB: 0 CS: 0	PA: 40
<b>PITCHER</b>	IP WLS BF H R ER SO BB IBB HBP BLK WP HR S P ERA WHIP																					
39 Brett Myers, R (1, 1) ERA: 2.86	7.0	W	30	8	3	3	6	2	0	0	0	0	0	1	75	119	3.86	1.429				
Arthur Rhodes, L (8, 1) ERA: 4.41	0.2	H	3	0	0	0	1	1	0	0	0	0	0	10	17	0.00	1.500					
45 Tom Gordon, R (8, 1) ERA: 1.35	1.1	S	6	0	0	0	1	2	0	0	0	1	0	11	25	0.00	1.500					

Philadelphia Phillies @ New York Mets  
Shea Stadium, Flushing, NY  
Thu May 25 2006, 1:10 PM EDT  
Att: 51,365 - Partly Cloudy - 80 F

AB	33
R	3
H	8
RBI	3
BB	5
SO	8
LOB	15

















Batter	1	2	3	4	5	6	7	8	9	AB	R	H	RBI	BB	SO	LOB	TOP										
Alfonso Soriano, R OBP: 0.352, SLG: 0.605	F9		G5-3					K		4	0	1	0	0	1	1	Washington Nationals @ Philadelphia Phillies Citizens Bank Park, Philadelphia, PA Mon May 29 2006, 7:05 PM EDT Att: 33,682 - Partly Cloudy - 87 F										
Royce Clayton, R OBP: 0.297, SLG: 0.315	P4		K				G3	K		4	0	0	0	0	2	2											
Jose Vidro, S OBP: 0.396, SLG: 0.440 52 Saul Rivera, S	E1		F8					P4		4	0	0	0	0	1	1											
24 Nick Johnson, L OBP: 0.416, SLG: 0.562 Marlon Anderson, L OBP: 0.302, SLG: 0.388	G3									3	1	1	0	0	0	1											
11 Ryan Zimmerman, R OBP: 0.338, SLG: 0.477										1	0	0	0	0	0	0											
Darby Ward, L OBP: 0.370, SLG: 0.575										4	1	2	1	0	0	0											
Marlon Byrd, R OBP: 0.365, SLG: 0.351										4	0	1	0	0	0	2											
Brian Schneider, L OBP: 0.310, SLG: 0.292 13 Robert Fick, L OBP: 0.200, SLG: 0.200										3	0	0	0	1	1	1											
48 Michael O'Connor, L OBP: 0.275, SLG: 0.275 Gary Majewski, R OBP: 0.305, SLG: 0.415										2	0	0	0	0	0	1											
Inning Stats	R: 0 E: 1 K: 0 S: 9	H: 0 LOB: 1 BB: 0 P: 16	R: 1 E: 0 K: 1 S: 11	H: 2 LOB: 1 BB: 0 P: 16	R: 0 E: 0 K: 1 S: 6	H: 0 LOB: 0 BB: 0 P: 9	R: 1 E: 1 K: 0 S: 8	H: 2 LOB: 1 BB: 1 P: 14	R: 0 E: 0 K: 1 S: 9	H: 1 LOB: 0 BB: 0 P: 12	R: 0 E: 0 K: 1 S: 8	H: 0 LOB: 0 BB: 0 P: 11	R: 0 E: 0 K: 1 S: 9	H: 0 LOB: 0 BB: 0 P: 15	R: 0 E: 0 K: 1 S: 12	H: 0 LOB: 1 BB: 1 P: 21		R: 0 E: 0 K: 0 S: 13	H: 1 LOB: 1 BB: 0 P: 18	1B: 4 2B: 1 3B: 0 HR: 1	SF: 0 SAC: 0 DP: 1 HBP: 0	WP: 1 PB: 0 SB: 0 CS: 1	PA: 34				
PITCHER	IP	WLS	BF	H	R	ER	SO	BB	IBB	HBP	BLK	WP	HR	S	P	ERA	WHIP										
21 Jon Lieber, R ERA: 5.79	2.0		9	2	1	1	1	0	0	0	0	0	1	20	32	4.50	1.000										
Clay Condry, R ERA: 1.29	4.0	W	14	3	1	0	2	1	0	0	0	0	0	31	46	0.00	1.000										
Rheal Cormier, L ERA: 1.02	1.0	H	3	0	0	0	1	0	0	0	0	0	0	9	15	0.00	0.000										
Aaron Fultz, L ERA: 3.84	1.0		4	0	0	0	2	1	0	0	0	1	0	12	21	0.00	1.000										
Ryan Franklin, R ERA: 5.11	1.0		4	1	0	0	0	0	0	0	0	0	0	13	18	0.00	1.000										

Batter	1	2	3	4	5	6	7	8	9	AB	R	H	RBI	BB	SO	LOB	BOTTOM										
11 Jimmy Rollins, S OBP: 0.319, SLG: 0.397	G6-3		K							4	3	2	0	1	1	0	Washington Nationals @ Philadelphia Phillies Citizens Bank Park, Philadelphia, PA Mon May 29 2006, 7:05 PM EDT Att: 33,682 - Partly Cloudy - 87 F										
26 Chase Utley, L OBP: 0.401, SLG: 0.544	G3									4	2	2	0	1	0	2											
Bobby Abreu, L OBP: 0.458, SLG: 0.510	G6-3		K							4	1	1	2	1	1	2											
Pat Burrell, R OBP: 0.408, SLG: 0.565 8 Shane Victorino, S OBP: 0.391, SLG: 0.522	F9		K							3	1	1	2	1	1	1											
6 Ryan Howard, L OBP: 0.360, SLG: 0.624										5	1	1	3	0	1	3											
Aaron Rowand, R OBP: 0.347, SLG: 0.504	F8									4	1	1	1	0	1	0											
David Bell, R OBP: 0.333, SLG: 0.409										4	1	3	2	0	0	0											
Sal Fasano, R OBP: 0.300, SLG: 0.360										4	0	2	1	0	0	1											
21 Jon Lieber, L ERA: 5.79 Mike Lieberthal, R ERA: 3.26, SLG: 0.400 Clay Condry, R ERA: 1.29 David Dellucci, L ERA: 3.36, SLG: 0.488 Rheal Cormier, L ERA: 0.99 Abraham Nunez, S OBP: 0.275, SLG: 0.175 Aaron Fultz, L ERA: 3.84 Ryan Franklin, R ERA: 5.11										0	0	0	0	0	0	0											
Inning Stats	R: 1 E: 0 K: 0 S: 9	H: 1 LOB: 0 BB: 0 P: 13	R: 1 E: 0 K: 1 S: 13	H: 2 LOB: 1 BB: 0 P: 19	R: 0 E: 0 K: 3 S: 12	H: 1 LOB: 1 BB: 0 P: 18	R: 0 E: 0 K: 1 S: 9	H: 0 LOB: 0 BB: 0 P: 14	R: 0 E: 0 K: 0 S: 12	H: 0 LOB: 0 BB: 0 P: 15	R: 3 E: 0 K: 0 S: 16	H: 4 LOB: 2 BB: 1 P: 27	R: 5 E: 0 K: 0 S: 15	H: 4 LOB: 1 BB: 2 P: 31	R: 1 E: 0 K: 0 S: 9	H: 1 LOB: 1 BB: 1 P: 17		1B: 7 2B: 4 3B: 1 HR: 1	SF: 0 SAC: 0 DP: 0 HBP: 0	WP: 1 PB: 0 SB: 1 CS: 0	PA: 41						
PITCHER	IP	WLS	BF	H	R	ER	SO	BB	IBB	HBP	BLK	WP	HR	S	P	ERA	WHIP										
48 Michael O'Connor, L ERA: 3.0	5.0	L	20	5	3	3	5	0	0	0	0	0	0	57	81	5.40	1.000										
Gary Majewski, R ERA: 3.58	1.0		8	4	3	3	0	1	0	0	0	1	1	15	27	27.00	5.000										
Joey Eischen, L ERA: 0.99	0.0		2	0	0	0	0	2	0	0	0	0	0	3	11	*	*										
Santiago Ramirez, R ERA: 8.1	1.0		6	3	4	4	0	0	0	0	0	0	0	11	18	36.00	3.000										
52 Saul Rivera, R ERA: 3.0	1.0		5	1	1	1	0	1	0	0	0	0	0	9	17	9.00	2.000										

Washington Nationals @ Philadelphia Phillies  
 Citizens Bank Park, Philadelphia, PA  
 Mon May 29 2006, 7:05 PM EDT  
 Att: 33,682 - Partly Cloudy - 87 F

Washington Nationals @ Philadelphia Phillies  
 Citizens Bank Park, Philadelphia, PA  
 Mon May 29 2006, 7:05 PM EDT  
 Att: 33,682 - Partly Cloudy - 87 F

AB	32
R	2
H	6
RBI	1
BB	2
SO	6
LOB	10

AB	37
R	11
H	13
RBI	11
BB	4
SO	5
LOB	14













Batter	1	2	3	4	5	6	7	8	9	AB	R	H	RBI	BB	SO	LOB	TOP		
11 Jimmy Rollins, S OBP: 0.310, SLG: 0.382	1-1 F9		3-2 26 G4-3 26 S		0-1 G3			1-1 G6-3	1-1 P3	5	0	1	0	0	0	1			
26 Chase Utley, L OBP: 0.389, SLG: 0.522	0-1 G4-3		2-2 G4-3			3-2 WP 6 BB		2-2 F7		4	0	1	0	0	0	1			
Bobby Abreu, L OBP: 0.447, SLG: 0.509	2-2 BB		2-0 G1-3			3-3 K		3-1 1B		4	0	2	0	0	1	2			
Pat Burrell, R OBP: 0.395, SLG: 0.538	4-2 1B		1-2 F9			2-3 K		3-2 K		3	0	0	0	1	2	3			
6 Ryan Howard, L OBP: 0.360, SLG: 0.603	2-3 K			1-2 G6-3 1B		4-0 WP 1-2 BB			4-0 2B 1B BB	2	1	1	0	2	1	2			
Aaron Rowand, R OBP: 0.342, SLG: 0.507		2-0 G5-3		0-1 G6-3		1-0 G6-3			2-2 L6	4	0	0	0	0	0	4			
David Bell, R OBP: 0.335, SLG: 0.416		1-2 2B		3-2 G3			0-1 G5-3		3-1 1B FC6-4 2B	4	1	2	0	0	0	0			
Mike Lieberthal, R OBP: 0.320, SLG: 0.380		0-1 F9			1-2 P6		1-3 K		1-0 FC6-4 1B	4	0	1	1	0	1	1			
Gavin Floyd, R 27 Chris Coste, R 48 Brian Sanches, R 8 Shane Victorino, S Clay Condrey, R Abraham Nunez, S	1-0 G5-3				2-2 G6-3		1-3 K		0-1 FC6-4 1-2 3-H	1	0	0	0	0	0	1			
<b>Inning Stats</b>	R: 0 E: 0 K: 1 S: 13	H: 1 LOB: 2 BB: 1 P: 22	R: 0 E: 0 K: 0 S: 7	H: 1 LOB: 1 BB: 0 P: 11	R: 0 E: 0 K: 0 S: 10	H: 1 LOB: 1 BB: 0 P: 18	R: 0 E: 0 K: 0 S: 9	H: 0 LOB: 0 BB: 0 P: 13	R: 0 E: 0 K: 2 S: 11	H: 1 LOB: 2 BB: 1 P: 24	R: 0 E: 0 K: 2 S: 8	H: 0 LOB: 0 BB: 0 P: 10	R: 0 E: 0 K: 1 S: 12	H: 1 LOB: 1 BB: 1 P: 21	R: 2 E: 0 K: 0 S: 10	H: 2 LOB: 1 BB: 1 P: 21	1B: 6 2B: 2 3B: 0 HR: 0	SF: 0 SAC: 0 DP: 1 HBP: 0	WP: 1 PA: 37 PB: 0 SB: 1 CS: 0
<b>PITCHER</b>	IP WLS BF H R ER SO BB IBB HBP BLK WP HR S P ERA WHIP	IP WLS BF H R ER SO BB IBB HBP BLK WP HR S P ERA WHIP	IP WLS BF H R ER SO BB IBB HBP BLK WP HR S P ERA WHIP	IP WLS BF H R ER SO BB IBB HBP BLK WP HR S P ERA WHIP	IP WLS BF H R ER SO BB IBB HBP BLK WP HR S P ERA WHIP	IP WLS BF H R ER SO BB IBB HBP BLK WP HR S P ERA WHIP	IP WLS BF H R ER SO BB IBB HBP BLK WP HR S P ERA WHIP	IP WLS BF H R ER SO BB IBB HBP BLK WP HR S P ERA WHIP	IP WLS BF H R ER SO BB IBB HBP BLK WP HR S P ERA WHIP	IP WLS BF H R ER SO BB IBB HBP BLK WP HR S P ERA WHIP	IP WLS BF H R ER SO BB IBB HBP BLK WP HR S P ERA WHIP	IP WLS BF H R ER SO BB IBB HBP BLK WP HR S P ERA WHIP	IP WLS BF H R ER SO BB IBB HBP BLK WP HR S P ERA WHIP	IP WLS BF H R ER SO BB IBB HBP BLK WP HR S P ERA WHIP	IP WLS BF H R ER SO BB IBB HBP BLK WP HR S P ERA WHIP	IP WLS BF H R ER SO BB IBB HBP BLK WP HR S P ERA WHIP	IP WLS BF H R ER SO BB IBB HBP BLK WP HR S P ERA WHIP	IP WLS BF H R ER SO BB IBB HBP BLK WP HR S P ERA WHIP	

Philadelphia Phillies @ Los Angeles Dodgers  
Dodger Stadium, Los Angeles, CA  
Thu Jun 01 2006, 7:10 PM PDT  
Att: 38,643 - Clear - 77 F

AB	34
R	2
H	8
RBI	2
BB	3
SO	6
LOB	16



Batter	1	2	3	4	5	6	7	8	9	AB	R	H	RBI	BB	SO	LOB	BOTTOM		
15 Rafael Furcal, S OBP: 0.344, SLG: 0.335	2-1 BB S	4-2 27 HR		1-3 K		4-2 BB		2-3 K		3	1	1	0	2	2	1			
27 Matt Kemp, R OBP: 0.438, SLG: 0.615	2-2 F9	1-0 1-H 2-H HR		4-2 5 WP HR		1-1 F8				3	2	1	3	1	0	2			
5 Nomar Garciaparra, R OBP: 0.417, SLG: 0.614	1-0 L8	2-0 P6		1-0 HR		0-0 F8				4	1	1	0	0	0	2			
J.D. Drew, L OBP: 0.382, SLG: 0.506	4-2 BB		3-1 P5	1-0 HR		0-0 G3				3	1	1	3	1	0	0			
Olmedo Saenz, R OBP: 0.333, SLG: 0.553 Joe Beimel, L	4-2 BB		0-3 K	0-0 G6-3		1-0 G6-3				3	0	0	0	1	1	0			
47 Tim Hamulack, R	1-2 2-3 BB									0	0	0	0	0	0	0			
Willy Aybar, S OBP: 0.437, SLG: 0.475	2-3 K		2-1 16 S		3-2 K		3-1 G1-3			4	0	1	0	0	2	3			
16 Andre Ethier, L OBP: 0.388, SLG: 0.560		0-1 F8	2-2 G6-3		2-3 K			0-0 G5-4-3 55 1B		4	0	1	0	0	1	1			
55 Russell Martin, R OBP: 0.352, SLG: 0.430	1-0 E5			2-1 HR		1-1 F7		1-1 G5-4-3 1B		4	1	2	1	0	0	0			
Derek Lowe, R OBP: 0.111, SLG: 0.115 Jose Cruz Jr., S 51 Jonathan Broxton, R Joel Guzman, R	1-2 2-3 2B	3-2 27 HR		1-2 L4		3-3 K		1-1 G5-4-3		2	1	1	0	0	0	0			
<b>Inning Stats</b>	R: 0 E: 0 K: 1 S: 16	H: 2 LOB: 0 BB: 1 P: 22	R: 0 E: 0 K: 0 S: 11	H: 1 LOB: 1 BB: 0 P: 18	R: 4 E: 0 K: 1 S: 14	H: 3 LOB: 0 BB: 1 P: 24	R: 0 E: 0 K: 2 S: 8	H: 0 LOB: 0 BB: 0 P: 14	R: 0 E: 0 K: 1 S: 8	H: 0 LOB: 1 BB: 1 P: 16	R: 0 E: 0 K: 0 S: 4	H: 0 LOB: 0 BB: 0 P: 8	R: 0 E: 0 K: 1 S: 10	H: 2 LOB: 1 BB: 0 P: 14	R: 0 E: 0 K: 0 S: 10	H: 0 LOB: 0 BB: 0 P: 14	1B: 5 2B: 1 3B: 0 HR: 3	SF: 0 SAC: 0 DP: 1 HBP: 0	WP: 1 PA: 37 PB: 0 SB: 2 CS: 1
<b>PITCHER</b>	IP WLS BF H R ER SO BB IBB HBP BLK WP HR S P ERA WHIP	IP WLS BF H R ER SO BB IBB HBP BLK WP HR S P ERA WHIP	IP WLS BF H R ER SO BB IBB HBP BLK WP HR S P ERA WHIP	IP WLS BF H R ER SO BB IBB HBP BLK WP HR S P ERA WHIP	IP WLS BF H R ER SO BB IBB HBP BLK WP HR S P ERA WHIP	IP WLS BF H R ER SO BB IBB HBP BLK WP HR S P ERA WHIP	IP WLS BF H R ER SO BB IBB HBP BLK WP HR S P ERA WHIP	IP WLS BF H R ER SO BB IBB HBP BLK WP HR S P ERA WHIP	IP WLS BF H R ER SO BB IBB HBP BLK WP HR S P ERA WHIP	IP WLS BF H R ER SO BB IBB HBP BLK WP HR S P ERA WHIP	IP WLS BF H R ER SO BB IBB HBP BLK WP HR S P ERA WHIP	IP WLS BF H R ER SO BB IBB HBP BLK WP HR S P ERA WHIP	IP WLS BF H R ER SO BB IBB HBP BLK WP HR S P ERA WHIP	IP WLS BF H R ER SO BB IBB HBP BLK WP HR S P ERA WHIP	IP WLS BF H R ER SO BB IBB HBP BLK WP HR S P ERA WHIP	IP WLS BF H R ER SO BB IBB HBP BLK WP HR S P ERA WHIP	IP WLS BF H R ER SO BB IBB HBP BLK WP HR S P ERA WHIP	IP WLS BF H R ER SO BB IBB HBP BLK WP HR S P ERA WHIP	

Philadelphia Phillies @ Los Angeles Dodgers  
Dodger Stadium, Los Angeles, CA  
Thu Jun 01 2006, 7:10 PM PDT  
Att: 38,643 - Clear - 77 F

AB	32
R	7
H	9
RBI	7
BB	5
SO	7
LOB	11





Batter	1	2	3	4	5	6	7	8	9	AB	R	H	RBI	BB	SO	LOB	TOP			
11 Jimmy Rollins, S OBP: 0.307, SLG: 0.378	1-3 K		1-3 K	2-0 F9			1-1 1B	0-2 G4-3		5	1	1	0	0	2	2				
26 Chase Utley, L OBP: 0.402, SLG: 0.545	0-0 HR		3-2 2B		2-1 1B		4-2 1B	1-1 G4-3		4	3	4	1	1	0	0				
Bobby Abreu, L OBP: 0.451, SLG: 0.514	2-2 G4-3		3-1 2B		4-2 1B		0-0 1B	2-2 G4-6-3		4	1	2	1	1	0	1				
Pat Burrell, R OBP: 0.390, SLG: 0.529 45 Tom Gordon, R	2-1 G5-3		2-2 F8		0-3 K		0-0 2B			5	1	1	2	0	1	3				
6 Ryan Howard, L OBP: 0.361, SLG: 0.611		0-0 G3		2-2 HR		1-3 K	4-2 2B	1-0 K		4	2	1	1	1	2	2				
Aaron Rowand, R OBP: 0.350, SLG: 0.513	1-3 K		0-0 E		3-2 P3		0-2 SF8	1-0 BB		4	0	2	2	0	1	2				
David Bell, R OBP: 0.337, SLG: 0.411	4-0 BB		3-2 F7		2-0 G6-3		2-2 SF8	4-1 FC6-4		2	0	0	1	2	0	1				
Mike Lieberthal, R OBP: 0.300, SLG: 0.355	2-1 P6		0-1 E6		1-3 K		1-1 F7	2-2 FC6-4		5	0	0	0	0	1	5				
63 Ryan Madison, L OBP: 0.263, SLG: 0.375 Abraham Nunez, S Geoff Geary, R David Bell, R Rheal Cormier, L Arthur Rhodes, L 8 Shane Victorino, S			3-3 K		1-1 P3		2-1 F8			2	0	0	0	0	1	2				
<b>Inning Stats</b>	R: 1 E: 0 K: 1 S: 9	H: 1 LOB: 0 BB: 0 P: 14	R: 0 E: 0 K: 1 S: 6	H: 0 LOB: 1 BB: 1 P: 13	R: 1 E: 0 K: 2 S: 21	H: 2 LOB: 1 BB: 0 P: 33	R: 1 E: 1 K: 0 S: 14	H: 2 LOB: 2 BB: 1 P: 21	R: 0 E: 0 K: 2 S: 15	H: 0 LOB: 0 BB: 0 P: 11	R: 5 E: 0 K: 1 S: 20	H: 4 LOB: 1 BB: 2 P: 34	R: 0 E: 0 K: 1 S: 8	H: 1 LOB: 0 BB: 0 P: 11	R: 0 E: 0 K: 1 S: 8	H: 0 LOB: 2 BB: 1 P: 18	1B: 7 2B: 2 3B: 0 HR: 2	SF: 1 SAC: 0 DP: 1 HBP: 1	WP: 0 PB: 0 SB: 1 CS: 0	PA: 44
<b>PITCHER</b>	IP WLS BF H R ER SO BB IBB HBP BLK WP HR S P ERA WHIP																			
Jae Weong Seo, R ERA: 6.47	(1, 1) 4.0 19 5 3 3 4 1 0 0 0 0 2 50 81 6.75 1.500																			
Odalis Paez, L ERA: 6.05	(5, 1) 1.0 5 1 0 0 2 1 0 0 0 0 0 15 25 0.00 2.000																			
51 Jonathan Broxton, R ERA: 1.10	(6, 1) 1.0 H 3 0 0 0 1 0 0 0 0 0 0 6 11 0.00 0.000																			
Danyis Baez, R ERA: 3.95	(7, 1) 0.0 L 5 3 5 5 0 2 0 0 0 0 0 0 8 17 = =																			
44 Takashi Saito, R ERA: 2.35	(7, 1) 1.0 4 1 0 0 1 0 0 0 0 0 0 0 12 17 0.00 1.000																			
<b>PITCHER</b>	IP WLS BF H R ER SO BB IBB HBP BLK WP HR S P ERA WHIP																			
Joe Beimel, L ERA: 1.89	(8, 1) 1.0 3 1 0 0 0 0 0 0 0 0 0 8 11 0.00 1.000																			
Eric Gagne, R ERA:	(9, 1) 1.0 5 0 0 0 1 1 0 1 0 0 0 8 18 0.00 1.000																			

Philadelphia Phillies @ Los Angeles Dodgers  
Dodger Stadium, Los Angeles, CA

AB 37  
R 8  
H 11  
RBI 8  
BB 5  
SO 9  
LOB 19



WP: 0 PA: 44  
PB: 0  
SB: 1  
CS: 0

Batter	1	2	3	4	5	6	7	8	9	AB	R	H	RBI	BB	SO	LOB	BOTTOM					
15 Rafael Furcal, S OBP: 0.341, SLG: 0.329	1-0 G6-3		3-1 G4-3		4-1 5B		0-0 FC6-4		3-2 F7	4	1	0	0	1	0	2						
Kenny Lofton, L OBP: 0.377, SLG: 0.420	1-1 G6-3			0-1 5B		1 SAFE F8		0-1 P4	1-1 5B	5	0	2	0	0	0	1						
5 Nomar Garciaparra, R OBP: 0.422, SLG: 0.611	2-1 G5-3			4-0 2B		1 SAFE 1B	1-2 1B	0-0 F9	0-0 G6-4-3	4	2	2	1	1	0	0						
Joel Guzman, R OBP: 0.333, SLG: 0.200		0-0 G6-3		4-0 2B		1-2 2B	1-0 1B	1-2 G4-3	1-0 G6-4-3	4	1	1	1	1	0	2						
Willy Aybar, S OBP: 0.440, SLG: 0.484	2-2 G4-3		3-1 2B		4-2 2B		1-1 G1-3			3	0	1	2	1	0	0						
16 Andre Ethier, L OBP: 0.371, SLG: 0.532	0-0 F8		2-2 F8		2-2 G6-3		0-2 K			4	0	0	0	0	1	3						
Jose Cruz Jr., S OBP: 0.285, SLG: 0.375 51 Jonathan Broxton, R J.D. Drew, L Danyis Baez, R 44 Takashi Saito, L Joe Beimel, L Oswaldo Sanchez, R Eric Gagne, R			0-0 F8		1-0 P6		2-2 P6		2-2 2B	2	0	0	0	0	0	1						
Sandy Alomar Jr., R OBP: 0.354, SLG: 0.438			0-3 K			0-0 G1-3		0-1 FC6-4	1-1 2B	4	0	2	1	0	1	0						
Jae Weong Seo, R OBP: 0.176, SLG: 0.125 27 Matt Kemp, R OBP: 0.421, SLG: 0.750			4-2 BB			0-1 HR		1-3 K	1-0 G6-3	0	0	0	0	1	0	0						
<b>Inning Stats</b>	R: 0 E: 0 K: 0 S: 5	H: 0 LOB: 0 BB: 0 P: 9	R: 0 E: 0 K: 0 S: 5	H: 0 LOB: 0 BB: 0 P: 7	R: 0 E: 0 K: 1 S: 10	H: 0 LOB: 1 BB: 1 P: 17	R: 2 E: 0 K: 0 S: 8	H: 2 LOB: 1 BB: 2 P: 22	R: 3 E: 0 K: 0 S: 18	H: 3 LOB: 2 BB: 2 P: 29	R: 0 E: 0 K: 1 S: 10	H: 1 LOB: 0 BB: 0 P: 13	R: 0 E: 0 K: 0 S: 6	H: 0 LOB: 0 BB: 0 P: 7	R: 1 E: 0 K: 1 S: 11	H: 2 LOB: 1 BB: 0 P: 16	R: 0 E: 0 K: 0 S: 7	H: 2 LOB: 1 BB: 0 P: 12	1B: 6 2B: 3 3B: 0 HR: 1	SF: 0 SAC: 0 DP: 1 HBP: 0	WP: 0 PB: 0 SB: 1 CS: 1	PA: 40
<b>PITCHER</b>	IP WLS BF H R ER SO BB IBB HBP BLK WP HR S P ERA WHIP																					
63 Ryan Madison, R ERA: 6.04	(1, 1) 5.0 24 5 5 5 1 0 0 0 0 0 1 46 84 9.00 2.000																					
Geoff Geary, R ERA: 3.3	(6, 1) 1.0 W 4 1 0 0 1 0 0 0 0 0 0 10 13 0.00 1.000																					
Rheal Cormier, L ERA: 0.93	(7, 1) 1.0 H 3 0 0 0 0 0 0 0 0 0 0 6 7 0.00 0.000																					
Arthur Rhodes, L ERA: 4.42	(8, 1) 1.0 H 5 2 1 1 1 0 0 0 0 0 0 11 16 9.00 2.000																					
45 Tom Gordon, R ERA: 1.5	(9, 1) 1.0 S 4 2 0 0 0 0 0 0 0 0 0 7 12 0.00 2.000																					

Philadelphia Phillies @ Los Angeles Dodgers  
Dodger Stadium, Los Angeles, CA

AB 35  
R 6  
H 10  
RBI 6  
BB 5  
SO 3  
LOB 11



WP: 0 PA: 40  
PB: 0  
SB: 1  
CS: 1



Batter	1	2	3	4	5	6	7	8	9	AB	R	H	RBI	BB	SO	LOB	TOP					
11 Jimmy Rollins, S OBP: 0.309, SLG: 0.373										3	1	0	0	2	2	1	<b>Philadelphia Phillies @ Los Angeles Dodgers</b> <b>Dodger Stadium, Los Angeles, CA</b> Sat Jun 03 2006, 1:10 PM PDT Att: 46,561 - Sunny - 88 F					
26 Chase Utley, L OBP: 0.393, SLG: 0.532										5	0	0	0	0	3	4						
Bobby Abreu, L OBP: 0.451, SLG: 0.517										3	0	1	1	1	0	0						
Pat Burrell, R OBP: 0.393, SLG: 0.523										2	0	0	0	2	0	1						
6 Ryan Howard, L OBP: 0.359, SLG: 0.602										3	0	0	0	1	3	3						
Aaron Rowand, R OBP: 0.347, SLG: 0.513										4	0	1	0	0	2	1						
David Bell, R OBP: 0.335, SLG: 0.404										3	0	0	0	1	2	3						
Sal Fasano, R OBP: 0.302, SLG: 0.350										2	0	0	0	1	1	1						
David Dellucci, L OBP: 0.327, SLG: 0.571										1	0	0	0	0	1	1						
58 Eude Brito, L Abraham Nunez, S Clay Condrey, R 27 Chris Coste, R 48 Brian Sanches, R 8 Shane Victorino, S										0	0	0	0	1	0	0						
<b>Inning Stats</b>	R: 0 E: 0 K: 2 S: 15	H: 0 LOB: 1 BB: 1 P: 23	R: 0 E: 0 K: 1 S: 12	H: 0 LOB: 1 BB: 1 P: 20	R: 0 E: 0 K: 1 S: 13	H: 0 LOB: 0 BB: 1 P: 19	R: 0 E: 0 K: 1 S: 15	H: 1 LOB: 1 BB: 1 P: 26	R: 0 E: 0 K: 0 S: 9	H: 0 LOB: 0 BB: 0 P: 15	R: 0 E: 0 K: 3 S: 10	H: 0 LOB: 0 BB: 0 P: 16	R: 2 E: 0 K: 2 S: 15	H: 1 LOB: 2 BB: 3 P: 34	R: 0 E: 1 K: 2 S: 13	H: 0 LOB: 3 BB: 2 P: 26	1B: 0 2B: 2 3B: 0 HR: 0	SF: 0 SAC: 0 DP: 1 HBP: 0	WP: 1 PB: 0 SB: 1 CS: 0	PA: 38		
<b>PITCHER</b>	IP WLS BF ERA WHIP	IP WLS BF ERA WHIP	IP WLS BF ERA WHIP	IP WLS BF ERA WHIP	IP WLS BF ERA WHIP	IP WLS BF ERA WHIP	IP WLS BF ERA WHIP	IP WLS BF ERA WHIP	IP WLS BF ERA WHIP	IP WLS BF ERA WHIP	IP WLS BF ERA WHIP	IP WLS BF ERA WHIP	IP WLS BF ERA WHIP	IP WLS BF ERA WHIP	IP WLS BF ERA WHIP	IP WLS BF ERA WHIP	IP WLS BF ERA WHIP	IP WLS BF ERA WHIP	IP WLS BF ERA WHIP	IP WLS BF ERA WHIP	IP WLS BF ERA WHIP	
31 Brad Penny, R ERA: 2.62	6.0	W	22	1	0	0	7	4	0	0	0	0	0	0	0	0	0.00	0.833				
47 Tim Lincecum, L ERA: 6.57	1.2		8	1	2	2	4	2	0	0	1	1	0	21	42	10.80	1.800					
51 Jonathan Broxton, R ERA: 0.93	1.1		8	0	0	0	3	3	0	0	0	0	0	0	17	34	0.00	2.250				

AB 29  
R 2  
H 2  
RBI 1  
BB 9  
SO 14  
LOB 17



Batter	1	2	3	4	5	6	7	8	9	AB	R	H	RBI	BB	SO	LOB	BOTTOM						
15 Rafael Furcal, S OBP: 0.342, SLG: 0.330										5	1	2	0	0	0	2	<b>Philadelphia Phillies @ Los Angeles Dodgers</b> <b>Dodger Stadium, Los Angeles, CA</b> Sat Jun 03 2006, 1:10 PM PDT Att: 46,561 - Sunny - 88 F						
Jose Cruz Jr., S OBP: 0.372, SLG: 0.372										3	2	2	1	2	1	2							
5 Nomar Garciaparra, R OBP: 0.429, SLG: 0.624										5	1	3	1	0	0	3							
J.D. Drew, L OBP: 0.380, SLG: 0.511										5	2	2	2	0	0	4							
27 Matt Kemp, R OBP: 0.391, SLG: 0.800										4	1	1	2	0	0	2							
Willy Aybar, S OBP: 0.430, SLG: 0.470										4	0	1	1	0	0	1							
Joel Guzman, R OBP: 0.400, SLG: 0.250										3	0	1	1	1	0	0							
55 Russell Martin, R OBP: 0.358, SLG: 0.427										3	1	1	0	1	0	3							
31 Brad Penny, R OBP: 0.292, SLG: 0.292	4.0	L	22	9	6	6	0	2	0	0	0	0	0	0	0	0		13.50	2.750				
16 Andre Ethier, L OBP: 0.397, SLG: 0.525	3.0		14	5	2	2	1	1	0	0	0	0	0	0	0	0		6.00	2.000				
47 Tim Hamulack, R ERA: 2.25	1.0		4	0	0	0	0	0	0	0	0	0	0	0	0	0	0.00	1.000					
51 Jonathan Broxton, R ERA:	1.0		4	0	0	0	0	0	0	0	0	0	0	0	0	0	0.00	1.000					
<b>Inning Stats</b>	R: 4 E: 0 K: 0 S: 15	H: 5 LOB: 1 BB: 0 P: 25	R: 0 E: 0 K: 0 S: 10	H: 2 LOB: 2 BB: 1 P: 18	R: 0 E: 0 K: 0 S: 10	H: 2 LOB: 1 BB: 1 P: 12	R: 2 E: 0 K: 0 S: 10	H: 2 LOB: 1 BB: 1 P: 16	R: 0 E: 0 K: 1 S: 8	H: 2 LOB: 2 BB: 0 P: 12	R: 2 E: 0 K: 0 S: 10	H: 3 LOB: 1 BB: 1 P: 19	R: 0 E: 0 K: 0 S: 10	H: 0 LOB: 1 BB: 1 P: 16	1B: 8 2B: 5 3B: 0 HR: 1	SF: 0 SAC: 1 DP: 2 HBP: 0	WP: 0 PB: 0 SB: 0 CS: 0	PA: 40					
<b>PITCHER</b>	IP WLS BF ERA WHIP	IP WLS BF ERA WHIP	IP WLS BF ERA WHIP	IP WLS BF ERA WHIP	IP WLS BF ERA WHIP	IP WLS BF ERA WHIP	IP WLS BF ERA WHIP	IP WLS BF ERA WHIP	IP WLS BF ERA WHIP	IP WLS BF ERA WHIP	IP WLS BF ERA WHIP	IP WLS BF ERA WHIP	IP WLS BF ERA WHIP	IP WLS BF ERA WHIP	IP WLS BF ERA WHIP	IP WLS BF ERA WHIP	IP WLS BF ERA WHIP	IP WLS BF ERA WHIP	IP WLS BF ERA WHIP	IP WLS BF ERA WHIP	IP WLS BF ERA WHIP		
58 Eude Brito, L ERA: 13.5	4.0		22	9	6	6	0	2	0	0	0	0	0	0	0	0	13.50	2.750					
Clay Condrey, R ERA: 2.25	3.0		14	5	2	2	1	1	0	0	0	0	0	0	0	0	6.00	2.000					
48 Brian Sanches, R ERA:	1.0		4	0	0	0	0	0	0	0	0	0	0	0	0	0	0.00	1.000					

AB 35  
R 8  
H 14  
RBI 8  
BB 4  
SO 1  
LOB 19





Batter	1	2	3	4	5	6	7	8	9	AB	R	H	RBI	BB	SO	LOB	TOP					
11 Jimmy Rollins, S OBP: 0.311, SLG: 0.383										5	2	2	0	0	0	1						
26 Chase Utley, L OBP: 0.396, SLG: 0.552										5	2	3	2	0	0	0						
Bobby Abreu, L OBP: 0.448, SLG: 0.511										4	1	1	0	0	2	1						
6 Ryan Howard, L OBP: 0.352, SLG: 0.590										4	0	0	1	0	2	2						
Aaron Rowand, R OBP: 0.347, SLG: 0.516										3	1	1	0	0	0	1						
David Dellucci, L OBP: 0.326, SLG: 0.577										3	0	1	1	0	1	0						
8 Shane Victorino, S OBP: 0.376, SLG: 0.505										0	0	0	0	0	0	0						
David Bell, R OBP: 0.333, SLG: 0.400										4	0	1	1	0	1	3						
Mike Lieberthal, R OBP: 0.286, SLG: 0.338										4	0	0	0	0	0	5						
39 Brett Myers, R Rheal Cormier, L Geoff Geary, R Arthur Rhodes, L Abraham Nunez, S 45 Tom Gordon, R										3	0	0	0	0	0	2						
<b>Inning Stats</b>	R: 1 E: 1 K: 2 S: 10	H: 2 LOB: 1 BB: 0 P: 16	R: 0 E: 0 K: 0 S: 8	H: 1 LOB: 1 BB: 0 P: 13	R: 1 E: 0 K: 2 S: 11	H: 1 LOB: 0 BB: 0 P: 19	R: 0 E: 0 K: 2 S: 7	H: 0 LOB: 0 BB: 0 P: 14	R: 0 E: 0 K: 0 S: 11	H: 0 LOB: 0 BB: 0 P: 17	R: 0 E: 0 K: 0 S: 6	H: 0 LOB: 0 BB: 0 P: 8	R: 1 E: 0 K: 0 S: 13	H: 2 LOB: 1 BB: 0 P: 19	R: 3 E: 0 K: 0 S: 17	H: 3 LOB: 2 BB: 0 P: 24	R: 0 E: 0 K: 0 S: 7	H: 1 LOB: 0 BB: 0 P: 12	1B: 4 2B: 5 3B: 0 HR: 1	SF: 0 SAC: 1 DP: 2 HBP: 1	WP: 0 PB: 0 SB: 0 CS: 0	PA: 38
<b>PITCHER</b>	IP WLS BF H R ER SO BB IBB HBP BLK WP HR S P ERA WHIP																					
Aaron Sele, R ERA: 2.33	(1, 1) 6.0 24 6 3 2 6 0 0 0 0 0 0 1 56 92 3.00 1.000																					
Danys Baez, R ERA: 3.51	(7, 1) 1.0 3 0 0 0 0 0 0 0 0 0 0 0 10 14 0.00 0.000																					
Joe Beimel, L ERA: 3.26	(8, 1) 0.1 L 5 3 3 3 0 0 0 0 0 0 0 0 0 13 17 81.00 9.000																					
56 Hung-Chih Kuo, L ERA: 5.27	(8, 1) 0.2 3 0 0 0 0 0 0 0 1 0 0 0 4 7 0.00 0.000																					
Jae Weong Seo, R ERA: 5.37	(9, 1) 1.0 3 1 0 0 0 0 0 0 0 0 0 0 7 12 0.00 1.000																					

Philadelphia Phillies @ Los Angeles Dodgers  
 Dodger Stadium, Los Angeles, CA  
 Sun Jun 04 2006, 1:10 PM PDT  
 Att: 48,270 - Sunny - 89 F

AB	36
R	6
H	10
RBI	5
BB	0
SO	6
LOB	15



Batter	1	2	3	4	5	6	7	8	9	AB	R	H	RBI	BB	SO	LOB	BOTTOM			
Kenny Lofton, L OBP: 0.384, SLG: 0.426										5	1	3	1	0	0	0				
18 Ramon Martinez, R OBP: 0.422, SLG: 0.455										3	0	1	0	1	0	2				
27 Matt Kemp, R OBP: 0.370, SLG: 0.708										4	0	1	0	0	1	3				
J.D. Drew, L OBP: 0.378, SLG: 0.503										3	0	0	0	1	1	2				
Olmedo Saenz, R OBP: 0.337, SLG: 0.567										4	1	1	0	0	0	2				
Willy Aybar, S OBP: 0.422, SLG: 0.457										4	0	1	0	0	1	0				
Joel Guzman, R OBP: 0.357, SLG: 0.250										4	0	1	1	0	1	0				
55 Russell Martin, R OBP: 0.364, SLG: 0.459										3	2	1	1	1	0	2				
Aaron Sele, R Danys Baez, R 16 Andre Ethier, L Joe Beimel, L 56 Hung-Chih Kuo, L Jae Weong Seo, R 15 Rafael Furcal, S										2	0	0	0	0	1	2				
<b>Inning Stats</b>	R: 0 E: 1 K: 0 S: 6	H: 0 LOB: 0 BB: 0 P: 12	R: 0 E: 0 K: 1 S: 8	H: 0 LOB: 0 BB: 1 P: 14	R: 0 E: 0 K: 1 S: 7	H: 1 LOB: 0 BB: 0 P: 8	R: 1 E: 0 K: 0 S: 15	H: 3 LOB: 2 BB: 0 P: 19	R: 1 E: 0 K: 0 S: 12	H: 3 LOB: 1 BB: 0 P: 24	R: 1 E: 1 K: 0 S: 10	H: 1 LOB: 3 BB: 3 P: 23	R: 0 E: 0 K: 1 S: 6	H: 0 LOB: 0 BB: 0 P: 9	R: 1 E: 0 K: 0 S: 10	H: 1 LOB: 0 BB: 0 P: 12	1B: 7 2B: 1 3B: 0 HR: 1	SF: 0 SAC: 0 DP: 4 HBP: 0	WP: 0 PB: 0 SB: 1 CS: 0	PA: 37
<b>PITCHER</b>	IP WLS BF H R ER SO BB IBB HBP BLK WP HR S P ERA WHIP																			
39 Brett Myers, R ERA: 2.9	(1, 1) 6.2 27 6 3 3 3 1 0 0 0 0 0 0 2 6 4.05 1.500																			
Rheal Cormier, L ERA: 0.93	(7, 1) 0.0 B 2 1 0 0 0 0 0 0 0 0 0 2 6 0.00 0.000																			
Geoff Geary, R ERA: 3.26	(7, 1) 0.1 W 1 0 0 0 0 0 0 0 0 0 0 0 1 1 0.00 0.000																			
Arthur Rhodes, L ERA: 4.19	(8, 1) 1.0 H 3 0 0 0 1 0 0 0 0 0 0 6 9 0.00 0.000																			
45 Tom Gordon, R ERA: 1.6	(9, 1) 1.0 S 4 1 1 1 0 0 0 0 0 0 1 10 12 9.00 1.000																			

Philadelphia Phillies @ Los Angeles Dodgers  
 Dodger Stadium, Los Angeles, CA  
 Sun Jun 04 2006, 1:10 PM PDT  
 Att: 48,270 - Sunny - 89 F

AB	33
R	4
H	9
RBI	3
BB	4
SO	5
LOB	13





Batter	1	2	3	4	5	6	7	8	9	AB R H RBI BB SO LOB	TOP																	
11 Jimmy Rollins, S (1, 6) OBP: 0.313, SLG: 0.387	0-0 S 26 S 1B		0-3 K 1		1-0 G4-3		1-2 26 1B 2B		3-2 L7	5 1 2 0 0 1 1	Philadelphia Phillies @ Arizona Diamondbacks Chase Field, Phoenix, AZ Mon Jun 05 2006, 6:40 PM MST Att: 20,647 - Roof Closed - 81 F																	
26 Chase Utley, L (1, 4) OBP: 0.396, SLG: 0.549	3-3 K 1		1-3 K 2			2-1 1B G6-3 1B	2-2 BB 1B	0-3 K 2	5 1 2 1 0 3 2																			
Bobby Abreu, L (1, 9) OBP: 0.455, SLG: 0.511	4-1 CS BB 2-3		4-1 BB 3			2-0 G6-3 1B	4-1 BB 1-2	2-3 K 3	2 0 1 0 3 1 0																			
Pat Burrell, R (1, 7) Aaron Fultz, L (7, 1) Arthur Rhodes, L (8, 1) 45 Tom Gordon, R (9, 1)	3-2 G4-3 2		1-1 G3 3			1-1 G6-3 1-2	1-3 K 3		4 0 0 0 0 1 7 0																			
6 Ryan Howard, L (1, 3) OBP: 0.351, SLG: 0.598		1-0 G3-1		0-0 G4-3		2-0 HR		3-2 G6-3	4 1 1 1 0 0 0																			
Aaron Rowand, R (1, 8) OBP: 0.345, SLG: 0.509		0-3 K		1-1 G1-3		0-0 E5		0-0 2B 1B	4 1 1 0 0 1 0																			
David Bell, R (1, 5) OBP: 0.332, SLG: 0.397		1-1 1B		1-3 K		0-1 F9		2-3 K 2	4 0 1 0 0 2 2																			
Mike Lieberthal, R (1, 2) Abraham Nunez, S (8, PR) Sal Fasano, R (8, 2) Cory Lidle, R (1, 1) 8 Shane Victorino, S (7, PH)	0-0 G4-3 3			1-0 F7		0-3 K		1-1 1-H 2B	4 0 1 1 0 1 1 0 0 0 0 0 0 0 0 0 0 0 0 0 0																			
8 Shane Victorino, S (7, PH) OBP: 0.369, SLG: 0.495			0-1 E3		0-0 G5-3		0-2 G4-3	3-2 P5	2 0 0 0 0 0 0 2 0 0 0 0 0 1																			
<b>Inning Stats</b>	R: 0 E: 0 K: 1 S: 9	H: 1 LOB: 1 BB: 1 P: 19	R: 0 E: 0 K: 1 S: 7	H: 1 LOB: 1 BB: 0 P: 9	R: 0 E: 1 K: 2 S: 12	H: 0 LOB: 2 BB: 1 P: 18	R: 0 E: 0 K: 1 S: 8	H: 0 LOB: 0 BB: 0 P: 10	R: 0 E: 0 K: 0 S: 3	H: 0 LOB: 0 BB: 0 P: 5		R: 2 E: 1 K: 0 S: 9	H: 3 LOB: 1 BB: 0 P: 16	R: 1 E: 0 K: 2 S: 18	H: 2 LOB: 2 BB: 1 P: 26	R: 1 E: 0 K: 1 S: 13	H: 2 LOB: 1 BB: 0 P: 22	R: 0 E: 0 K: 2 S: 11	H: 0 LOB: 0 BB: 0 P: 16	1B: 6 2B: 2 3B: 0 HR: 1	SF: 0 SAC: 0 DP: 1 HBP: 0	WP: 0 PB: 0 SB: 2 CS: 1	PA: 39					
<b>PITCHER</b>	IP WLS BF H R ER SO BB IBB HBP BLK WP HR S P ERA WHIP											<b>PITCHER</b>	IP WLS BF H R ER SO BB IBB HBP BLK WP HR S P ERA WHIP															
17 Brandon Webb, R (1, 1) ERA: 2.14	7.0	31	7	3	3	7	3	0	0	0	0	0	0	1	66	103	3.86	1.429										
Brandon Lyon, R (8, 1) ERA: 3.71	1.0	L	5	2	1	1	1	0	0	0	0	0	0	0	13	22	9.00	2.000										
Jose Valverde, R (9, 1) ERA: 5.16	1.0		3	0	0	0	2	0	0	0	0	0	0	0	11	16	0.00	0.000										

Batter	1	2	3	4	5	6	7	8	9	AB R H RBI BB SO LOB	BOTTOM																
Craig Counsell, L (1, 6) OBP: 0.333, SLG: 0.358	0-1 G1-3	1-1 G3		0-0 FC6-4			1-2 F8		1-2 K	5 0 0 0 0 1 3	Philadelphia Phillies @ Arizona Diamondbacks Chase Field, Phoenix, AZ Mon Jun 05 2006, 6:40 PM MST Att: 20,647 - Roof Closed - 81 F																
22 Eric Byrnes, R (1, 8) OBP: 0.366, SLG: 0.571	1-2 G6-3		0-0 P5		1-1 G5-3		2-3 K		0-1 G6-3	5 0 0 0 0 1 0																	
Chad Tracy, L (1, 5) OBP: 0.341, SLG: 0.498	3-2 G4-3		0-1 2B 34 G6-3 1B		1-0 F8		3-3 K		2-2 K	5 1 1 0 0 2 0																	
Luis Gonzalez, L (1, 7) OBP: 0.358, SLG: 0.451		2-3 K	0-0 2B		0-0 F8			1-0 F8		4 0 1 0 0 1 0																	
34 Conor Jackson, R (1, 3) OBP: 0.381, SLG: 0.472		2-1 HBP	2-0 G6-3			3-2 G6-3		1-1 BB 1B		3 1 1 1 0 0 1																	
Shawn Green, L (1, 9) OBP: 0.387, SLG: 0.462		0-1 H 1B 3B	0-1 G1-3			4-1 G2-3 1B BB		1-3 K		3 1 1 1 1 1 2																	
Johnny Estrada, S (1, 2) OBP: 0.351, SLG: 0.481		0-1 1B		3-2 G1-6-3 1B		1-0 G2-3 1B		0-0 BB 1B		4 0 4 1 0 0 0																	
1 Orlando Hudson, S (1, 4) Damion Easley, R (8, PH) OBP: 0.408, SLG: 0.608	1-1 G1-6-3		1-1 G1-6-3		1-0 G1-6-3		1-2 G2-3		4-1 BB 1B	3 0 1 0 0 0 3 0 0 0 0 1 0 0																	
17 Brandon Webb, R (1, 1) Brandon Lyon, R (8, 1) Tony Clark, S (8, PH) Jose Valverde, R (9, 1)	1-2 K		2-2 FC6-4 1B					1-3 K		3 0 1 0 0 2 4 0 0 0 0 0 0 0 1 0 0 0 0 1 3 0 0 0 0 0 0 0																	
<b>Inning Stats</b>	R: 0 E: 0 K: 0 S: 11	H: 0 LOB: 0 BB: 0 P: 15	R: 2 E: 0 K: 2 S: 15	H: 3 LOB: 2 BB: 0 P: 22	R: 1 E: 0 K: 0 S: 7	H: 2 LOB: 1 BB: 0 P: 9	R: 0 E: 0 K: 0 S: 9	H: 2 LOB: 1 BB: 0 P: 15	R: 0 E: 0 K: 0 S: 4	H: 0 LOB: 0 BB: 0 P: 6		R: 0 E: 0 K: 1 S: 12	H: 1 LOB: 2 BB: 1 P: 24	R: 0 E: 0 K: 2 S: 10	H: 0 LOB: 0 BB: 0 P: 16	R: 0 E: 0 K: 2 S: 11	H: 2 LOB: 3 BB: 1 P: 19	R: 0 E: 0 K: 2 S: 8	H: 0 LOB: 0 BB: 0 P: 11	1B: 8 2B: 1 3B: 1 HR: 0	SF: 0 SAC: 0 DP: 1 HBP: 1	WP: 0 PB: 0 SB: 0 CS: 0	PA: 39				
<b>PITCHER</b>	IP WLS BF H R ER SO BB IBB HBP BLK WP HR S P ERA WHIP											<b>PITCHER</b>	IP WLS BF H R ER SO BB IBB HBP BLK WP HR S P ERA WHIP														
Cory Lidle, R (1, 1) ERA: 4.83	6.0	27	8	3	3	3	1	0	0	0	0	0	0	10	16	0.00	0.000										
Aaron Fultz, L (7, 1) ERA: 3.45	1.0	W	3	0	0	0	2	0	0	0	0	0	0	11	19	0.00	3.000										
Arthur Rhodes, L (8, 1) ERA: 3.98	1.0	H	6	2	0	0	2	1	0	0	0	0	0	8	11	0.00	0.000										
45 Tom Gordon, R (9, 1) ERA: 1.73	1.0	S	3	0	0	0	2	0	0	0	0	0	0	8	11	0.00	0.000										







Batter	1	2	3	4	5	6	7	8	9	AB	R	H	RBI	BB	SO	LOB	TOP																					
11 Jimmy Rollins, S OBP: 0.311, SLG: 0.394	G4-3		G6-3	HR		K			G4-3	5	1	2	3	0	1	0	Philadelphia Phillies @ Arizona Diamondbacks Chase Field, Phoenix, AZ Wed Jun 07 2006, 1:40 PM MST Att: 21,052 - Roof Closed - 79 F																					
26 Chase Utley, L OBP: 0.394, SLG: 0.532	2B		G6-3	P4		K			K	4	1	0	0	1	2	1																						
Bobby Abreu, L OBP: 0.453, SLG: 0.505	2B		6 HR	K					G5-3	4	1	1	1	1	1	0																						
6 Ryan Howard, L OBP: 0.358, SLG: 0.618	K		HR							4	1	1	2	0	1	1																						
David Dellucci, L OBP: 0.323, SLG: 0.545 Aaron Rowand, R OBP: 0.341, SLG: 0.497	F8									3	0	0	0	1	1	1																						
8 Shane Victorino, S OBP: 0.370, SLG: 0.520										0	0	0	0	0	0	0																						
Abraham Nunez, S OBP: 0.229, SLG: 0.212										4	0	1	0	0	1	1																						
Sal Fasano, R OBP: 0.326, SLG: 0.449										3	1	0	0	1	0	1																						
63 Ryan Madson, L OBP: 0.300, SLG: 0.316 Rheal Cormier, L										4	2	4	1	0	0	0																						
45 Tom Gordon, R										3	0	0	0	0	1	2																						
Inning Stats	R: 1 E: 0 K: 1 S: 14	H: 1 LOB: 1 BB: 1 P: 24	R: 0 E: 0 K: 0 S: 10	H: 1 LOB: 1 BB: 0 P: 15	R: 2 E: 0 K: 1 S: 12	H: 2 LOB: 1 BB: 2 P: 25	R: 3 E: 0 K: 1 S: 16	H: 2 LOB: 1 BB: 1 P: 26	R: 0 E: 0 K: 0 S: 8	H: 1 LOB: 1 BB: 0 P: 12	R: 1 E: 0 K: 2 S: 11	H: 1 LOB: 0 BB: 0 P: 18	R: 0 E: 0 K: 1 S: 9	H: 0 LOB: 0 BB: 0 P: 12	R: 0 E: 0 K: 1 S: 11	H: 1 LOB: 1 BB: 0 P: 16	R: 0 E: 0 K: 1 S: 9	H: 0 LOB: 0 BB: 0 P: 13	1B: 4 2B: 2 3B: 0 HR: 3	SF: 0 SAC: 1 DP: 1 HBP: 0	WP: 0 PB: 0 SB: 1 CS: 0	PA: 39																
PITCHER	IP	WLS	BF	H	R	ER	SO	BB	IBB	HBP	BLK	WP	HR	S	P	ERA	WHIP	PITCHER				IP	WLS	BF	H	R	ER	SO	BB	IBB	HBP	BLK	WP	HR	S	P	ERA	WHIP
57 Dustin Nippert, R ERA: 10.8	5.0	L	25	7	6	6	3	4	0	0	0	0	2	60	102	10.80	2.200					5.0	L	25	7	6	6	3	4	0	0	0	0	2	60	102	10.80	2.200
48 Enrique Gonzalez, R ERA: 2.4	3.0		11	2	1	1	4	0	0	0	0	0	1	31	46	3.00	0.667					3.0		11	2	1	1	4	0	0	0	0	1	31	46	3.00	0.667	
Jorge Julio, R ERA: 4.13	1.0		3	0	0	0	1	0	0	0	0	0	0	9	13	0.00	0.000					1.0		3	0	0	0	1	0	0	0	0	9	13	0.00	0.000		

Batter	1	2	3	4	5	6	7	8	9	AB	R	H	RBI	BB	SO	LOB	BOTTOM																							
Craig Counsell, L OBP: 0.327, SLG: 0.350	B1-3			L9	P6				G3	4	0	0	0	0	0	3	Philadelphia Phillies @ Arizona Diamondbacks Chase Field, Phoenix, AZ Wed Jun 07 2006, 1:40 PM MST Att: 21,052 - Roof Closed - 79 F																							
30 Jeff DaVanon, S OBP: 0.376, SLG: 0.464	G4-3			K					F8	4	1	1	1	0	1	0																								
Luis Gonzalez, L OBP: 0.355, SLG: 0.444	G6-3			34 FC5-4	1B				F9	4	0	2	0	0	0	0																								
34 Conor Jackson, R OBP: 0.371, SLG: 0.458				FC5-4					G6-3	4	0	0	0	0	0	3																								
Shawn Green, L OBP: 0.384, SLG: 0.456									F9	4	0	2	1	0	0	0																								
Johnny Estrada, S OBP: 0.349, SLG: 0.475									F9	4	0	2	1	0	0	0																								
Damion Easley, R OBP: 0.387, SLG: 0.563									G6-3	4	1	1	0	0	0	3																								
1 Orlando Hudson, S OBP: 0.316, SLG: 0.356									L9	4	1	1	0	0	0	3																								
57 Dustin Nippert, R Chad Tracy, L 48 Enrique Gonzalez, R Andy Green, R Jorge Julio, R Tony Clark, S									L1	4	1	1	0	0	0	3																								
Inning Stats	R: 0 E: 0 K: 0 S: 5	H: 0 LOB: 0 BB: 0 P: 6	R: 0 E: 0 K: 0 S: 7	H: 0 LOB: 0 BB: 0 P: 8	R: 0 E: 0 K: 2 S: 8	H: 0 LOB: 0 BB: 0 P: 10	R: 0 E: 0 K: 1 S: 8	H: 1 LOB: 1 BB: 0 P: 11	R: 1 E: 0 K: 0 S: 19	H: 3 LOB: 2 BB: 0 P: 27	R: 0 E: 0 K: 0 S: 5	H: 0 LOB: 0 BB: 0 P: 10	R: 0 E: 0 K: 0 S: 8	H: 1 LOB: 1 BB: 0 P: 12	R: 2 E: 0 K: 0 S: 9	H: 4 LOB: 2 BB: 0 P: 14		R: 0 E: 0 K: 2 S: 10	H: 0 LOB: 0 BB: 0 P: 12	1B: 8 2B: 1 3B: 0 HR: 0	SF: 0 SAC: 0 DP: 0 HBP: 0	WP: 1 PB: 0 SB: 0 CS: 0	PA: 36																	
PITCHER	IP	WLS	BF	H	R	ER	SO	BB	IBB	HBP	BLK	WP	HR	S	P	ERA	WHIP	PITCHER				IP	WLS	BF	H	R	ER	SO	BB	IBB	HBP	BLK	WP	HR	S	P	ERA	WHIP		
63 Ryan Madson, R ERA: 5.71 Rheal Cormier, L ERA: 0.87 45 Tom Gordon, R ERA: 1.67	7.2	W	31	8	3	3	3	0	0	0	0	0	0	0	0	67	95	3.52	1.043					7.2	W	31	8	3	3	3	0	0	0	0	0	0	67	95	3.52	1.043
	0.1		2	1	0	0	0	0	0	0	0	0	0	2	3	0.00	3.000					0.1		2	1	0	0	0	0	0	0	0	2	3	0.00	3.000				
	1.0		3	0	0	0	2	0	0	0	0	0	0	10	12	0.00	0.000					1.0		3	0	0	0	2	0	0	0	0	10	12	0.00	0.000				



















Batter	1	2	3	4	5	6	7	8	9	AB	R	H	RBI	BB	SO	LOB	TOP										
7 José Reyes, S OBP: 0.326, SLG: 0.413										3	3	2	0	3	0	0											
16 Paul Lo Duca, R OBP: 0.333, SLG: 0.396										5	0	2	2	0	0	3											
15 Carlos Beltrán, S OBP: 0.404, SLG: 0.635										5	1	1	2	1	1	5											
21 Carlos Delgado, L OBP: 0.349, SLG: 0.541										4	1	3	1	0	1	0											
5 David Wright, R OBP: 0.405, SLG: 0.571										4	1	1	1	1	1	7											
22 Joss Valentin, S OBP: 0.322, SLG: 0.486 13 Billy Wagner, L OBP: 0.322, SLG: 0.486										5	1	1	0	0	2	7											
10 Endy Chavez, L OBP: 0.341, SLG: 0.425										4	1	2	0	0	2	1											
44 Lastings Milledge, R OBP: 0.308, SLG: 0.532										4	1	1	0	0	1	2											
Tom Glavine, L OBP: 0.426, SLG: 0.318 Chad Bradford, R OBP: 0.326, SLG: 0.439 Julio Franco, R OBP: 0.326, SLG: 0.439 25 Pedro Feliciano, L OBP: 0.326, SLG: 0.439 Aaron Heilman, R OBP: 0.326, SLG: 0.439 Chris Woodward, R OBP: 0.326, SLG: 0.439										2	0	0	0	0	0	1											
<b>Inning Stats</b>	R: 1 E: 0 K: 1 S: 10	H: 2 LOB: 2 BB: 0 P: 17	R: 0 E: 0 K: 1 S: 9	H: 0 LOB: 0 BB: 0 P: 11	R: 3 E: 0 K: 2 S: 16	H: 3 LOB: 1 BB: 1 P: 27	R: 0 E: 0 K: 0 S: 5	H: 1 LOB: 0 BB: 0 P: 5	R: 0 E: 0 K: 1 S: 6	H: 0 LOB: 0 BB: 0 P: 11	R: 5 E: 3 K: 1 S: 18	H: 4 LOB: 3 BB: 1 P: 30	R: 0 E: 0 K: 1 S: 11	H: 1 LOB: 2 BB: 1 P: 18	R: 0 E: 0 K: 0 S: 8	H: 1 LOB: 1 BB: 1 P: 13	R: 0 E: 0 K: 1 S: 16	H: 1 LOB: 3 BB: 1 P: 27	1B: 6 2B: 4 3B: 0 HR: 3	SF: 0 SAC: 1 DP: 2 HBP: 3	WP: 0 PB: 0 CS: 0	PA: 48					
<b>PITCHER</b>	IP	WLS	BF	H	R	ER	SO	BB	IBB	HBP	BLK	WP	HR	S	P	ERA	WHIP										
63 Ryan Madson, R ERA: 6.11	5.0	L	26	8	8	7	5	1	0	2	0	0	3	50	78	12.60	1.800										
48 Brian Sanches, R ERA: 2.09	0.1		3	1	0	0	0	0	1	0	0	0	0	7	14	0.00	3.000										
Aaron Fultz, L ERA: 3.34	0.2		4	1	1	0	1	0	0	0	0	0	0	7	9	0.00	1.500										
Ryan Franklin, R ERA: 4.4	2.0		9	2	0	0	1	2	0	0	0	0	0	19	31	0.00	2.000										
Geoff Geary, R ERA: 2.79	1.0		6	1	0	0	1	0	1	1	0	0	0	16	27	0.00	1.000										

**New York Mets @ Philadelphia Phillies**  
Citizens Bank Park, Philadelphia, PA  
Tue Jun 13 2006, 7:05 PM EDT  
Att: 37,964 - Cloudy - 80 F

AB	39
R	9
H	13
RBI	6
BB	5
SO	8
LOB	30



Batter	1	2	3	4	5	6	7	8	9	AB	R	H	RBI	BB	SO	LOB	BOTTOM										
11 Jimmy Rollins, S OBP: 0.313, SLG: 0.413										4	2	2	2	1	0	2											
26 Chase Utley, L OBP: 0.375, SLG: 0.520										5	0	2	0	0	1	1											
Bobby Abreu, L OBP: 0.454, SLG: 0.502										4	1	1	1	1	1	2											
Pat Burrell, R OBP: 0.381, SLG: 0.527										4	0	1	0	1	2	2											
6 Ryan Howard, L OBP: 0.361, SLG: 0.608										4	0	1	0	1	0	2											
Aaron Rowand, R OBP: 0.328, SLG: 0.489										5	1	1	1	1	0	4											
David Bell, R OBP: 0.338, SLG: 0.383										4	1	2	0	0	0	3											
Sal Fasano, R OBP: 0.318, SLG: 0.422										3	1	2	0	1	0	1											
63 Ryan Madson, L ERA: 3.31 48 Brian Sanches, R ERA: 3.32 Aaron Fultz, L ERA: 1.64 8 Shane Victorino, S ERA: 4.11 Ryan Franklin, R ERA: 4.11 David Dellucci, L ERA: 2.27 Geoff Geary, R ERA: 2.79										2	0	0	0	0	0	2											
<b>Inning Stats</b>	R: 1 E: 0 K: 0 S: 12	H: 2 LOB: 1 BB: 0 P: 14	R: 1 E: 0 K: 0 S: 19	H: 1 LOB: 1 BB: 1 P: 32	R: 1 E: 0 K: 1 S: 9	H: 1 LOB: 0 BB: 0 P: 15	R: 0 E: 0 K: 0 S: 14	H: 1 LOB: 1 BB: 0 P: 21	R: 1 E: 0 K: 0 S: 18	H: 2 LOB: 3 BB: 2 P: 33	R: 0 E: 0 K: 0 S: 6	H: 1 LOB: 0 BB: 0 P: 7	R: 0 E: 0 K: 2 S: 11	H: 1 LOB: 1 BB: 0 P: 18	R: 3 E: 0 K: 2 S: 13	H: 3 LOB: 1 BB: 1 P: 23	R: 0 E: 0 K: 1 S: 14	H: 1 LOB: 1 BB: 1 P: 25	1B: 6 2B: 3 3B: 0 HR: 5	SF: 0 SAC: 0 DP: 3 HBP: 0	WP: 0 PB: 0 CS: 1	PA: 42					
<b>PITCHER</b>	IP	WLS	BF	H	R	ER	SO	BB	IBB	HBP	BLK	WP	HR	S	P	ERA	WHIP										
Tom Glavine, L ERA: 3.31	4.1		23	7	4	4	4	3	0	0	0	0	0	4	5	0.00	0.000										
25 Pedro Feliciano, L ERA: 1.64	2.0		7	2	0	0	2	0	0	0	0	0	0	17	25	0.00	1.000										
Aaron Heilman, R ERA: 4.11	0.1		5	3	3	3	1	1	0	0	0	0	1	10	17	81.00	12.000										
13 Billy Wagner, L ERA: 2.27	1.2	S	5	1	0	0	2	1	0	0	0	0	0	17	31	0.00	1.200										

**New York Mets @ Philadelphia Phillies**  
Citizens Bank Park, Philadelphia, PA  
Tue Jun 13 2006, 7:05 PM EDT  
Att: 37,964 - Cloudy - 80 F

AB	37
R	7
H	13
RBI	7
BB	5
SO	6
LOB	20





Batter	1	2	3	4	5	6	7	8	9	AB	R	H	RBI	BB	SO	LOB	TOP								
7 José Reyes, S OBP: 0.333, SLG: 0.428	G4-3	15 BB 16 E 1-2	1-1 2H 3B			16 CS 1B		15 2B 21 SF7 1B		5	1	4	1	0	0	0									
16 Paul Lo Duca, R OBP: 0.330, SLG: 0.396	15 G4-3 21 2B 2B	E5 15 BB 1-2 2-3	G4-3			G5-3		F8		5	1	1	0	0	0	5									
15 Carlos Beltrán, S OBP: 0.412, SLG: 0.645	G4-3	4-0 1-2 2-3 3H		21 1B 2B			BB			3	1	2	1	2	0	1									
21 Carlos Delgado, L OBP: 0.350, SLG: 0.545	5 1B 3H 2B	K		5 G5-4-3 1B			F7			4	1	2	3	0	1	4									
5 David Wright, R OBP: 0.406, SLG: 0.580	2H 1B			G5-4-3			F8			5	1	2	2	0	0	2									
22 Joss Valentin, S OBP: 0.317, SLG: 0.483	F7			G1-3						5	1	1	0	0	0	1									
10 Endy Chavez, L OBP: 0.336, SLG: 0.432		K				G4-3				5	1	1	0	0	1	1									
44 Lastings Milledge, R OBP: 0.316, SLG: 0.510		K		E9 7 3B 1B		P3				4	1	1	1	1	1	0									
26 Orlando Hernandez, R OBP: 0.227, SLG: 0.238				K		L9				2	1	1	0	0	1	1									
Darren Oliver, R OBP: 0.333, SLG: 0.375				16 E 7 1B 15 BB 1B						1	0	0	0	0	0	0									
Julio Franco, R OBP: 0.379, SLG: 0.476										1	0	1	1	0	0	0									
25 Pedro Feliciano, L OBP: 0.317, SLG: 0.483										0	0	0	0	0	0	0									
Heath Bell, R										0	0	0	0	0	0	0									
<b>Inning Stats</b>	R: 2 E: 0 K: 0 S: 11	H: 3 LOB: 1 BB: 0 P: 19	R: 1 E: 1 K: 3 S: 15	H: 2 LOB: 3 BB: 1 P: 27	R: 3 E: 1 K: 1 S: 16	H: 4 LOB: 1 BB: 0 P: 19	R: 1 E: 0 K: 0 S: 9	H: 2 LOB: 0 BB: 0 P: 14	R: 0 E: 0 K: 0 S: 8	H: 0 LOB: 0 BB: 0 P: 11	R: 0 E: 0 K: 0 S: 9	H: 1 LOB: 1 BB: 1 P: 17	R: 1 E: 0 K: 0 S: 9	H: 2 LOB: 2 BB: 1 P: 17	R: 1 E: 0 K: 0 S: 9	H: 2 LOB: 1 BB: 0 P: 15	R: 0 E: 0 K: 0 S: 9	H: 0 LOB: 0 BB: 0 P: 14	1B: 7 2B: 6 3B: 2 HR: 1	SF: 1 SAC: 0 DP: 1 HBP: 0	WP: 0 PB: 0 SB: 0 CS: 1	PA: 44			
<b>PITCHER</b>	IP WLS BF H R ER SO BB IBB HBP BLK WP HR S P ERA WHIP	IP WLS BF H R ER SO BB IBB HBP BLK WP HR S P ERA WHIP	IP WLS BF H R ER SO BB IBB HBP BLK WP HR S P ERA WHIP	IP WLS BF H R ER SO BB IBB HBP BLK WP HR S P ERA WHIP	IP WLS BF H R ER SO BB IBB HBP BLK WP HR S P ERA WHIP	IP WLS BF H R ER SO BB IBB HBP BLK WP HR S P ERA WHIP	IP WLS BF H R ER SO BB IBB HBP BLK WP HR S P ERA WHIP	IP WLS BF H R ER SO BB IBB HBP BLK WP HR S P ERA WHIP	IP WLS BF H R ER SO BB IBB HBP BLK WP HR S P ERA WHIP	IP WLS BF H R ER SO BB IBB HBP BLK WP HR S P ERA WHIP	IP WLS BF H R ER SO BB IBB HBP BLK WP HR S P ERA WHIP	IP WLS BF H R ER SO BB IBB HBP BLK WP HR S P ERA WHIP	IP WLS BF H R ER SO BB IBB HBP BLK WP HR S P ERA WHIP	IP WLS BF H R ER SO BB IBB HBP BLK WP HR S P ERA WHIP	IP WLS BF H R ER SO BB IBB HBP BLK WP HR S P ERA WHIP	IP WLS BF H R ER SO BB IBB HBP BLK WP HR S P ERA WHIP	IP WLS BF H R ER SO BB IBB HBP BLK WP HR S P ERA WHIP	IP WLS BF H R ER SO BB IBB HBP BLK WP HR S P ERA WHIP	IP WLS BF H R ER SO BB IBB HBP BLK WP HR S P ERA WHIP	IP WLS BF H R ER SO BB IBB HBP BLK WP HR S P ERA WHIP	IP WLS BF H R ER SO BB IBB HBP BLK WP HR S P ERA WHIP	IP WLS BF H R ER SO BB IBB HBP BLK WP HR S P ERA WHIP	IP WLS BF H R ER SO BB IBB HBP BLK WP HR S P ERA WHIP	IP WLS BF H R ER SO BB IBB HBP BLK WP HR S P ERA WHIP	
11 Jimmy Rollins, S OBP: 0.315, SLG: 0.423	K									3	1	1	1	1	1	0									
26 Chase Utley, L OBP: 0.373, SLG: 0.519	G3									4	1	1	0	0	1	1									
Bobby Abreu, L OBP: 0.454, SLG: 0.502	K									4	0	2	1	0	2	0									
6 Ryan Howard, L OBP: 0.356, SLG: 0.597		E3 F8-3 HBP								4	0	0	0	0	1	3									
Aaron Rowand, R OBP: 0.337, SLG: 0.497										3	1	2	0	0	1	0									
David Dellucci, L OBP: 0.310, SLG: 0.563										4	0	0	0	0	1	4									
David Bell, R OBP: 0.332, SLG: 0.377										3	0	0	1	0	1	4									
27 Chris Coste, R										4	0	0	0	0	0	2									
39 Brett Myers, R ERA: 3.86										0	0	0	0	0	0	0									
Clayton Kershaw, R ERA: 3.5										1	0	0	0	0	1	0									
48 Brian Sanches, R ERA: 2.84										0	0	0	0	0	0	0									
Aaron Fultz, L ERA: 3.41										0	0	0	0	0	0	0									
<b>Inning Stats</b>	R: 0 E: 0 K: 2 S: 10	H: 0 LOB: 0 BB: 0 P: 14	R: 0 E: 1 K: 0 S: 8	H: 0 LOB: 1 BB: 0 P: 17	R: 2 E: 0 K: 1 S: 17	H: 3 LOB: 1 BB: 0 P: 28	R: 0 E: 0 K: 1 S: 7	H: 1 LOB: 0 BB: 0 P: 10	R: 0 E: 0 K: 0 S: 18	H: 1 LOB: 2 BB: 1 P: 26	R: 1 E: 0 K: 0 S: 12	H: 1 LOB: 0 BB: 0 P: 18	R: 0 E: 0 K: 1 S: 8	H: 0 LOB: 0 BB: 0 P: 11	R: 0 E: 0 K: 2 S: 8	H: 0 LOB: 0 BB: 0 P: 12	R: 0 E: 0 K: 1 S: 11	H: 0 LOB: 0 BB: 0 P: 13	1B: 3 2B: 3 3B: 0 HR: 1	SF: 1 SAC: 0 DP: 2 HBP: 1	WP: 0 PB: 1 SB: 1 CS: 0	PA: 35			
<b>PITCHER</b>	IP WLS BF H R ER SO BB IBB HBP BLK WP HR S P ERA WHIP	IP WLS BF H R ER SO BB IBB HBP BLK WP HR S P ERA WHIP	IP WLS BF H R ER SO BB IBB HBP BLK WP HR S P ERA WHIP	IP WLS BF H R ER SO BB IBB HBP BLK WP HR S P ERA WHIP	IP WLS BF H R ER SO BB IBB HBP BLK WP HR S P ERA WHIP	IP WLS BF H R ER SO BB IBB HBP BLK WP HR S P ERA WHIP	IP WLS BF H R ER SO BB IBB HBP BLK WP HR S P ERA WHIP	IP WLS BF H R ER SO BB IBB HBP BLK WP HR S P ERA WHIP	IP WLS BF H R ER SO BB IBB HBP BLK WP HR S P ERA WHIP	IP WLS BF H R ER SO BB IBB HBP BLK WP HR S P ERA WHIP	IP WLS BF H R ER SO BB IBB HBP BLK WP HR S P ERA WHIP	IP WLS BF H R ER SO BB IBB HBP BLK WP HR S P ERA WHIP	IP WLS BF H R ER SO BB IBB HBP BLK WP HR S P ERA WHIP	IP WLS BF H R ER SO BB IBB HBP BLK WP HR S P ERA WHIP	IP WLS BF H R ER SO BB IBB HBP BLK WP HR S P ERA WHIP	IP WLS BF H R ER SO BB IBB HBP BLK WP HR S P ERA WHIP	IP WLS BF H R ER SO BB IBB HBP BLK WP HR S P ERA WHIP	IP WLS BF H R ER SO BB IBB HBP BLK WP HR S P ERA WHIP	IP WLS BF H R ER SO BB IBB HBP BLK WP HR S P ERA WHIP	IP WLS BF H R ER SO BB IBB HBP BLK WP HR S P ERA WHIP	IP WLS BF H R ER SO BB IBB HBP BLK WP HR S P ERA WHIP	IP WLS BF H R ER SO BB IBB HBP BLK WP HR S P ERA WHIP	IP WLS BF H R ER SO BB IBB HBP BLK WP HR S P ERA WHIP	IP WLS BF H R ER SO BB IBB HBP BLK WP HR S P ERA WHIP	IP WLS BF H R ER SO BB IBB HBP BLK WP HR S P ERA WHIP

**New York Mets @ Philadelphia Phillies**  
Citizens Bank Park, Philadelphia, PA  
Wed Jun 14 2006, 7:05 PM EDT  
Att: 38,811 - Overcast - 71 F

AB 40  
R 9  
H 16  
RBI 9  
BB 3  
SO 4  
LOB 15

WP: 0 PA: 44  
PB: 0  
SB: 0  
CS: 1

**New York Mets @ Philadelphia Phillies**  
Citizens Bank Park, Philadelphia, PA  
Wed Jun 14 2006, 7:05 PM EDT  
Att: 38,811 - Overcast - 71 F

AB 32  
R 3  
H 6  
RBI 3  
BB 1  
SO 9  
LOB 14

WP: 0 PA: 35  
PB: 1  
SB: 1  
CS: 0

ERA 16.88 WHIP 3.750  
ERA 3.86 WHIP 0.857  
ERA 4.50 WHIP 2.000  
ERA 4.50 WHIP 1.000

ERA 5.5 WHIP 1.000  
ERA 2.86 WHIP 0.000  
ERA 1.5 WHIP 0.000  
ERA 3.0 WHIP 0.000

ERA 3.86 WHIP 1.333  
ERA 3.00 WHIP 1.000  
ERA 0.00 WHIP 0.000  
ERA 0.00 WHIP 0.000







Batter	1	2	3	4	5	6	7	8	9	AB	R	H	RBI	BB	SO	LOB	TOP								
Julio Lugo, R (1.6) OBP: 0.298, SLG: 0.457	2-1 HR		1-2 HR	2-0 E6 13 1B		0-0 F7		2-3 K		5	2	2	3	0	1	2									
13 Carl Crawford, L (1.7) OBP: 0.355, SLG: 0.478	0-3 K		0-1 G4-3 3 G3	0-0 1B		0-0 1B		0-1 1B	3-2 2B	5	2	4	1	0	1	0									
5 Rocco Baldelli, R (1.8) OBP: 0.368, SLG: 0.400	2-1 G4-3		0-0 G4-3	0-2 G1-3		0-1 L6		0-1 G4-3	0-1 G4-3	5	0	0	0	0	0	6									
3 Jorge Cantu, R (1.4) OBP: 0.327, SLG: 0.418	0-1 F7		0-2 G3		2-2 L8		1-1 G6-3		4-0 BB 1B	4	1	0	1	1	0	0									
Ty Wigginton, R (1.3) OBP: 0.303, SLG: 0.469		4-2 BB	1-2 G6-3		0-3 K		0-1 G6-3		4-2 1B SF7 BB	3	1	0	0	2	1	0									
Damon Hollins, R (1.9) OBP: 0.289, SLG: 0.458		3-3 K		2-2 2B SF7 1B	2-1 HR		3-2 PB 2B		3-2 BB 1B	5	2	4	3	0	1	1									
Toby Hall, R (1.2) OBP: 0.274, SLG: 0.423	0-1 P5		0-0 E 13 1B 2B	0-0 G1-3		0-2 F7		4-2 BB	4	1	1	0	1	0	2										
Tomas Perez, S (1.5) OBP: 0.203, SLG: 0.250	3-3 K		2-0 SF7		1-3 K		0-2 F7		0-0 SF7	3	0	0	2	0	2	1									
33 James Shields, R (1.1) OBP: 0.667, SLG: 0.667			1-0 HR 1B	0-0 G6-3		0-1 13 1B 1B		1-0 F9	1-3 K	3	1	2	0	0	0	1									
45 Ruddy Lugo, S (7.1)										0	0	0	0	0	0	0									
Russell Branyan, L (8. PH) OBP: 0.242, SLG: 0.478										1	0	0	0	0	0	0									
56 Tim Corcoran, R (8.1)										1	0	0	0	0	1	2									
<b>Inning Stats</b>	R: 1 E: 0 K: 1 S: 9	H: 1 LOB: 0 BB: 0 P: 13	R: 0 E: 0 K: 2 S: 12	H: 0 LOB: 1 BB: 2 P: 22	R: 3 E: 0 K: 0 S: 16	H: 3 LOB: 0 BB: 0 P: 19	R: 2 E: 1 K: 0 S: 11	H: 3 LOB: 2 BB: 0 P: 17	R: 1 E: 0 K: 1 S: 9	H: 1 LOB: 0 BB: 0 P: 13	R: 0 E: 0 K: 1 S: 9	H: 2 LOB: 2 BB: 0 P: 10	R: 0 E: 0 K: 1 S: 11	H: 1 LOB: 1 BB: 0 P: 15	R: 0 E: 0 K: 1 S: 7	H: 0 LOB: 0 BB: 0 P: 10	R: 3 E: 0 K: 1 S: 19	H: 2 LOB: 2 BB: 3 P: 38	1B: 6 2B: 4 3B: 0 HR: 3	SF: 2 SAC: 0 DP: 0 HBP: 0	WP: 0 PB: 1 CS: 0	PA: 45			
<b>PITCHER</b>	IP WLS BF H R ER SO BB IBB HBP BLK WP HR S P ERA WHIP	IP WLS BF H R ER SO BB IBB HBP BLK WP HR S P ERA WHIP	IP WLS BF H R ER SO BB IBB HBP BLK WP HR S P ERA WHIP	IP WLS BF H R ER SO BB IBB HBP BLK WP HR S P ERA WHIP	IP WLS BF H R ER SO BB IBB HBP BLK WP HR S P ERA WHIP	IP WLS BF H R ER SO BB IBB HBP BLK WP HR S P ERA WHIP	IP WLS BF H R ER SO BB IBB HBP BLK WP HR S P ERA WHIP	IP WLS BF H R ER SO BB IBB HBP BLK WP HR S P ERA WHIP	IP WLS BF H R ER SO BB IBB HBP BLK WP HR S P ERA WHIP	IP WLS BF H R ER SO BB IBB HBP BLK WP HR S P ERA WHIP	IP WLS BF H R ER SO BB IBB HBP BLK WP HR S P ERA WHIP	IP WLS BF H R ER SO BB IBB HBP BLK WP HR S P ERA WHIP	IP WLS BF H R ER SO BB IBB HBP BLK WP HR S P ERA WHIP	IP WLS BF H R ER SO BB IBB HBP BLK WP HR S P ERA WHIP	IP WLS BF H R ER SO BB IBB HBP BLK WP HR S P ERA WHIP	IP WLS BF H R ER SO BB IBB HBP BLK WP HR S P ERA WHIP	IP WLS BF H R ER SO BB IBB HBP BLK WP HR S P ERA WHIP	IP WLS BF H R ER SO BB IBB HBP BLK WP HR S P ERA WHIP	IP WLS BF H R ER SO BB IBB HBP BLK WP HR S P ERA WHIP	IP WLS BF H R ER SO BB IBB HBP BLK WP HR S P ERA WHIP	IP WLS BF H R ER SO BB IBB HBP BLK WP HR S P ERA WHIP	IP WLS BF H R ER SO BB IBB HBP BLK WP HR S P ERA WHIP	IP WLS BF H R ER SO BB IBB HBP BLK WP HR S P ERA WHIP	IP WLS BF H R ER SO BB IBB HBP BLK WP HR S P ERA WHIP	IP WLS BF H R ER SO BB IBB HBP BLK WP HR S P ERA WHIP

Tampa Bay Devil Rays @ Philadelphia Phillies  
Citizens Bank Park, Philadelphia, PA  
Fri Jun 16 2006, 7:05 PM EDT  
Att: 31,042 - Partly Cloudy - 83 F

AB 39  
R 10  
H 13  
RBI 10  
BB 4  
SO 7  
LOB 15



Batter	1	2	3	4	5	6	7	8	9	AB	R	H	RBI	BB	SO	LOB	BOTTOM								
11 Jimmy Rollins, S (1.6) OBP: 0.309, SLG: 0.416	3-2 F9		2-1 F9		1-1 26 F9 2B		2-3 K		1-3 K	5	0	1	2	0	2	1									
26 Chase Utley, L (1.4) OBP: 0.383, SLG: 0.504	0-3 K2-3		3-3 K		2-0 2H 3H F9 2B		0-2 F9		1-0 L9	4	0	0	0	0	2	1									
Bobby Abreu, L (1.9) OBP: 0.452, SLG: 0.493	4-1 BB			2-1 G6-3	1-1 F7		0-2 G1-3		0-2 G1-3	3	0	0	0	1	0	1									
Pat Burrell, R (1.7) OBP: 0.380, SLG: 0.554	1-3 K			1-3 K		3-2 G6-3		3-2 6 1B 2B	4	1	1	0	0	2	2										
6 Ryan Howard, L (1.3) OBP: 0.360, SLG: 0.593		3-3 K		1-1 G1-3		1-1 1B		0-2 1B	4	0	2	1	0	1	0										
Aaron Rowand, R (1.8) OBP: 0.328, SLG: 0.482		2-1 G6-3			3-2 1B 27 1B 1B		0-2 F7		0-3 K	4	1	1	0	0	1	2									
David Bell, R (1.5) OBP: 0.335, SLG: 0.380		0-0 1B			1-2 29 B1 11 2B 1B		0-1 L6		3-2 P2	4	1	2	0	0	0	1									
27 Chris Coste, R (1.2) OBP: 0.176, SLG: 0.125		2-1 L8			1-2 11 2B 29 B1 1B		0-0 G4-3		1-0 1B	4	1	2	1	0	0	1									
35 Cole Hamels, L (1.1) ERA: 3.13			2-3 K		0-1 B1		1-2 G3-1		0-2 L9	1	0	0	0	0	1	0									
29 Chris Roberson, S (5. PH) ERA: 4.15										0	0	0	0	0	0	0									
8 Shane Victorino, S (7. PH) ERA: 4.15										0	0	0	0	0	0	0									
48 Brian Sanches, R (8.1)										0	0	0	0	0	0	0									
Clay Condrey, R (8.1)										0	0	0	0	0	0	0									
David Dellucce, L (8. PH) OBP: 0.306, SLG: 0.554										0	0	0	0	0	0	0									
<b>Inning Stats</b>	R: 0 E: 0 K: 2 S: 13	H: 0 LOB: 1 BB: 1 P: 21	R: 0 E: 0 K: 1 S: 9	H: 1 LOB: 0 BB: 0 P: 16	R: 0 E: 0 K: 2 S: 8	H: 0 LOB: 0 BB: 0 P: 15	R: 0 E: 0 K: 1 S: 7	H: 0 LOB: 0 BB: 0 P: 11	R: 3 E: 0 K: 0 S: 19	H: 4 LOB: 1 BB: 0 P: 28	R: 0 E: 0 K: 0 S: 10	H: 1 LOB: 1 BB: 0 P: 14	R: 0 E: 0 K: 1 S: 7	H: 0 LOB: 0 BB: 0 P: 10	R: 1 E: 0 K: 1 S: 14	H: 2 LOB: 1 BB: 0 P: 18	R: 0 E: 0 K: 1 S: 12	H: 1 LOB: 1 BB: 0 P: 17	1B: 7 2B: 2 3B: 0 HR: 0	SF: 0 SAC: 0 DP: 0 HBP: 0	WP: 0 PB: 0 CS: 0	PA: 37			
<b>PITCHER</b>	IP WLS BF H R ER SO BB IBB HBP BLK WP HR S P ERA WHIP	IP WLS BF H R ER SO BB IBB HBP BLK WP HR S P ERA WHIP	IP WLS BF H R ER SO BB IBB HBP BLK WP HR S P ERA WHIP	IP WLS BF H R ER SO BB IBB HBP BLK WP HR S P ERA WHIP	IP WLS BF H R ER SO BB IBB HBP BLK WP HR S P ERA WHIP	IP WLS BF H R ER SO BB IBB HBP BLK WP HR S P ERA WHIP	IP WLS BF H R ER SO BB IBB HBP BLK WP HR S P ERA WHIP	IP WLS BF H R ER SO BB IBB HBP BLK WP HR S P ERA WHIP	IP WLS BF H R ER SO BB IBB HBP BLK WP HR S P ERA WHIP	IP WLS BF H R ER SO BB IBB HBP BLK WP HR S P ERA WHIP	IP WLS BF H R ER SO BB IBB HBP BLK WP HR S P ERA WHIP	IP WLS BF H R ER SO BB IBB HBP BLK WP HR S P ERA WHIP	IP WLS BF H R ER SO BB IBB HBP BLK WP HR S P ERA WHIP	IP WLS BF H R ER SO BB IBB HBP BLK WP HR S P ERA WHIP	IP WLS BF H R ER SO BB IBB HBP BLK WP HR S P ERA WHIP	IP WLS BF H R ER SO BB IBB HBP BLK WP HR S P ERA WHIP	IP WLS BF H R ER SO BB IBB HBP BLK WP HR S P ERA WHIP	IP WLS BF H R ER SO BB IBB HBP BLK WP HR S P ERA WHIP	IP WLS BF H R ER SO BB IBB HBP BLK WP HR S P ERA WHIP	IP WLS BF H R ER SO BB IBB HBP BLK WP HR S P ERA WHIP	IP WLS BF H R ER SO BB IBB HBP BLK WP HR S P ERA WHIP	IP WLS BF H R ER SO BB IBB HBP BLK WP HR S P ERA WHIP	IP WLS BF H R ER SO BB IBB HBP BLK WP HR S P ERA WHIP	IP WLS BF H R ER SO BB IBB HBP BLK WP HR S P ERA WHIP	IP WLS BF H R ER SO BB IBB HBP BLK WP HR S P ERA WHIP

Tampa Bay Devil Rays @ Philadelphia Phillies  
Citizens Bank Park, Philadelphia, PA  
Fri Jun 16 2006, 7:05 PM EDT  
Att: 31,042 - Partly Cloudy - 83 F

AB 36  
R 4  
H 9  
RBI 4  
BB 1  
SO 9  
LOB 11





Batter	1	2	3	4	5	6	7	8	9	AB	R	H	RBI	BB	SO	LOB	TOP					
<b>Julio Lugo, R</b> OBP: 0.301, SLG: 0.452 			<b>F9</b> 				<b>K</b> 										4 2 1 0 1 1 0					
<b>13 Carl Crawford, L</b> OBP: 0.356, SLG: 0.488 			<b>K</b> 				<b>5 2B</b> 											5 1 2 2 0 1 1				
<b>5 Rocco Baldelli, R</b> OBP: 0.395, SLG: 0.525 			<b>HR</b> 				<b>2B</b> 											5 2 3 2 0 0 0				
<b>3 Jorge Cantu, R</b> OBP: 0.339, SLG: 0.456 			<b>1B</b> 				<b>G5-3</b> 											5 1 3 1 0 0 3				
<b>Aubrey Huff, L</b> OBP: 0.297, SLG: 0.300 <b>Tomas Perez, S</b> OBP: 0.203, SLG: 0.250 			<b>K</b> 				<b>G6-3 WP</b> 											3 1 1 1 2 1 2 0 0 0 0 0 0 0				
<b>Ty Wigington, R</b> OBP: 0.305, SLG: 0.466 							<b>G6-3</b> 											4 0 1 0 1 0 2				
<b>Damon Hollins, R</b> OBP: 0.282, SLG: 0.446 							<b>P3</b> 											5 0 0 0 0 1 5				
<b>Toby Hall, R</b> OBP: 0.273, SLG: 0.417 							<b>31 2B</b> 											3 0 0 0 1 1 0				
<b>19 Scott Kazmir, L</b> <b>31 Jonny Gomes, R</b> OBP: 0.358, SLG: 0.532 <b>Chad Harville, R</b> <b>14 Greg Norton, S</b> OBP: 0.324, SLG: 0.431 <b>45 Ruddy Lugo, S</b> 							<b>K</b> 											2 0 0 0 0 2 0 1 0 1 1 0 0 0 0 0 0 0 0 0 0 1 0 0 0 0 1 0 0 0 0 0 0 0 0				
<b>Inning Stats</b>	R: 2 E: 0 K: 0 S: 14	H: 3 LOB: 1 BB: 0 P: 24	R: 0 E: 0 K: 1 S: 8	H: 0 LOB: 0 BB: 0 P: 11	R: 1 E: 0 K: 2 S: 11	H: 2 LOB: 1 BB: 0 P: 16	R: 0 E: 0 K: 0 S: 6	H: 0 LOB: 0 BB: 0 P: 10	R: 0 E: 0 K: 2 S: 12	H: 2 LOB: 2 BB: 0 P: 14	R: 1 E: 0 K: 0 S: 7	H: 1 LOB: 2 BB: 2 P: 17	R: 2 E: 0 K: 0 S: 14	H: 2 LOB: 0 BB: 2 P: 25	R: 0 E: 0 K: 2 S: 9	H: 0 LOB: 0 BB: 1 P: 15	R: 1 E: 0 K: 1 S: 12	H: 2 LOB: 2 BB: 1 P: 21	1B: 6 2B: 3 3B: 0 HR: 3	SF: 0 SAC: 0 DP: 0 HBP: 0	WP: 1 PB: 0 SB: 0 CS: 0	PA: 43
<b>PITCHER</b>	IP WLS BF H R ER SO BB IBB HBP BLK WP HR S P ERA WHIP																					
<b>47 Scott Mathieson, R</b> ERA: 6.0	6.0 L 27 8 4 4 5 1 1 0 1 1 1 58 92 6.00 1.500																					
<b>Geoff Geary, R</b> ERA: 3.11	7.1 1.0 7 2 2 2 0 2 0 0 0 0 1 14 25 18.00 4.000																					
<b>Rheal Cormier, L</b> ERA: 1.14	8.1 1.0 3 0 0 0 2 0 0 0 0 0 0 9 15 0.00 0.000																					
<b>Ryan Franklin, R</b> ERA: 4.28	9.1 1.0 6 2 1 1 1 1 0 0 0 0 1 12 21 9.00 3.000																					

Tampa Bay Devil Rays @ Philadelphia Phillies  
Citizens Bank Park, Philadelphia, PA  
Sat Jun 17 2006, 7:05 PM EDT  
Att: 35,939 - Partly Cloudy - 83 F

AB 38  
R 7  
H 12  
RBI 7  
BB 5  
SO 8  
LOB 13



Batter	1	2	3	4	5	6	7	8	9	AB	R	H	RBI	BB	SO	LOB	BOTTOM					
<b>11 Jimmy Rollins, S</b> OBP: 0.315, SLG: 0.417 																	2 0 1 0 2 0 0					
<b>David Bell, R</b> OBP: 0.325, SLG: 0.373 																	4 0 0 0 0 2 4					
<b>Bobby Abreu, L</b> OBP: 0.453, SLG: 0.493 																	4 0 2 0 0 1 1					
<b>Pat Burrell, R</b> OBP: 0.386, SLG: 0.551 																	1 0 0 0 3 0 1					
<b>6 Ryan Howard, L</b> OBP: 0.355, SLG: 0.583 																	4 0 0 0 0 2 7					
<b>Aaron Rowand, R</b> OBP: 0.323, SLG: 0.473 																	4 0 0 0 0 2 4					
<b>Abraham Nunez, S</b> OBP: 0.210, SLG: 0.234 																	4 1 1 1 0 1 0					
<b>Sal Fasano, R</b> OBP: 0.322, SLG: 0.455 																	4 1 2 1 0 1 0					
<b>47 Scott Mathieson, R</b> ERA: 3.39 <b>8 Shane Victorino, S</b> OBP: 0.309, SLG: 0.495 <b>Geoff Geary, R</b> ERA: 6.48 <b>Rheal Cormier, L</b> OBP: 0.287 <b>Ryan Franklin, R</b> OBP: 0.301, SLG: 0.545 																	2 0 0 0 0 2 1 1 0 1 0 0 0 0 0 0					
<b>Inning Stats</b>	R: 0 E: 1 K: 2 S: 10	H: 1 LOB: 2 BB: 0 P: 14	R: 2 E: 0 K: 1 S: 9	H: 2 LOB: 0 BB: 0 P: 17	R: 0 E: 0 K: 3 S: 15	H: 1 LOB: 2 BB: 1 P: 23	R: 0 E: 0 K: 2 S: 13	H: 1 LOB: 2 BB: 1 P: 23	R: 0 E: 0 K: 1 S: 12	H: 0 LOB: 0 BB: 0 P: 19	R: 0 E: 0 K: 1 S: 5	H: 0 LOB: 0 BB: 0 P: 7	R: 0 E: 0 K: 0 S: 6	H: 0 LOB: 0 BB: 1 P: 12	R: 0 E: 0 K: 1 S: 8	H: 0 LOB: 0 BB: 1 P: 12	R: 0 E: 0 K: 0 S: 6	H: 0 LOB: 0 BB: 0 P: 7	1B: 4 2B: 0 3B: 0 HR: 2	SF: 0 SAC: 0 DP: 3 HBP: 0	WP: 0 PB: 0 SB: 1 CS: 0	PA: 36
<b>PITCHER</b>	IP WLS BF H R ER SO BB IBB HBP BLK WP HR S P ERA WHIP																					
<b>19 Scott Kazmir, L</b> ERA: 3.39	5.0 W 24 6 2 2 2 0 3 0 0 0 0 2 59 96 3.60 1.800																					
<b>Chad Harville, R</b> ERA: 6.48	2.0 H 6 0 0 0 1 1 0 0 0 0 0 0 11 19 0.00 0.500																					
<b>45 Ruddy Lugo, R</b> ERA: 3.95	2.0 6 0 0 0 1 1 0 0 0 0 0 0 14 19 0.00 0.500																					

Tampa Bay Devil Rays @ Philadelphia Phillies  
Citizens Bank Park, Philadelphia, PA  
Sat Jun 17 2006, 7:05 PM EDT  
Att: 35,939 - Partly Cloudy - 83 F

AB 31  
R 2  
H 6  
RBI 2  
BB 5  
SO 11  
LOB 18













Batter	1	2	3	4	5	6	7	8	9	AB	R	H	RBI	BB	SO	LOB	TOP					
18 Johnny Damon, L (1, 8) OBP: 0.357, SLG: 0.471	G3-1		G4-3		G4-3		2 HBP 13 1B	2 1B 3B		5	2	2	2	0	0	0	<b>New York Yankees @ Philadelphia Phillies</b> Citizens Bank Park, Philadelphia, PA Tue Jun 20 2006, 7:05 PM EDT Att: 44,775 - Cloudy - 83 F <a href="http://livebaseballscorecards.com">livebaseballscorecards.com</a>					
2 Derek Jeter, R (1, 6) OBP: 0.434, SLG: 0.476	G4-3		G5-3		25 WP 25 PB BB		13 1B HBP	13 G5-4-3 1B		3	0	1	1	1	0	0						
25 Jason Giambi, L (1, 3)	K			1-0 HR	1-3 BB		F8	P5		4	1	1	1	1	1	3						
13 Alex Rodriguez, R (1, 5) OBP: 0.392, SLG: 0.508		G5-3		F8	G5-4-3		1-2 2H 1B	G5-4-3		5	0	1	1	0	0	3						
20 Jorge Posada, S (1, 2) OBP: 0.419, SLG: 0.505	G3-1			1-2 1B		0-0 HR	K		L8	5	2	2	1	0	1	2						
24 Robinson Cano, L (1, 4) OBP: 0.347, SLG: 0.437 42 Mariano Rivera, R (8, 1)	1B 2B			1-1 F9		0-0 G4-3	K		K	4	1	1	0	0	1	3						
Bernie Williams, S (1, 9) OBP: 0.332, SLG: 0.445	64 FC4-6 1B			0-1 1B		0-0 2B		28 1B 1B	2B	5	1	5	1	0	0	0						
64 Kevin Reese, L (1, 7) 12 Andy Phillips, R (6, PH) Ron Villone, L (8, 1) Scott Proctor, R (7, 1) Mike Myers, L (7, 1) 38 T.J. Beam, R (7, 1) Miguel Cairo, R (7, 4) Miguel Cairo, R (7, 4) Miguel Cairo, R (7, 4)	FC4-6			0-2 1B		1-0 L7		28 1B 18 3B BB	G6-3	2	0	1	1	0	0	1						
35 Mike Mussina, L (1, 1) 28 Melky Cabrera, S (6, PH) OBP: 0.351, SLG: 0.316			G4-3	G4-3		F8		18 3B 1B		2	1	1	1	0	0	1						
<b>Inning Stats</b>	R: 0 E: 0 K: 1 S: 8	H: 0 LOB: 0 BB: 0 P: 13	R: 1 E: 0 K: 0 S: 16	H: 2 LOB: 1 BB: 0 P: 28	R: 0 E: 0 K: 0 S: 8	H: 0 LOB: 0 BB: 0 P: 12	R: 2 E: 0 K: 0 S: 15	H: 4 LOB: 2 BB: 0 P: 20	R: 0 E: 0 K: 0 S: 7	H: 2 LOB: 1 BB: 0 P: 7	R: 1 E: 0 K: 2 S: 16	H: 2 LOB: 2 BB: 0 P: 22	R: 4 E: 0 K: 0 S: 20	H: 4 LOB: 0 BB: 1 P: 31	R: 0 E: 0 K: 1 S: 10	H: 1 LOB: 1 BB: 0 P: 10		1B: 9 2B: 3 3B: 1 HR: 2	SF: 0 SAC: 0 DP: 2 HBP: 1	WP: 1 PA: 44 FB: 1 CS: 0		
<b>PITCHER</b>	IP WLS BF H R ER SO BB IBB HBP BLK WP HR S P ERA WHIP	IP WLS BF H R ER SO BB IBB HBP BLK WP HR S P ERA WHIP	IP WLS BF H R ER SO BB IBB HBP BLK WP HR S P ERA WHIP	IP WLS BF H R ER SO BB IBB HBP BLK WP HR S P ERA WHIP	IP WLS BF H R ER SO BB IBB HBP BLK WP HR S P ERA WHIP	IP WLS BF H R ER SO BB IBB HBP BLK WP HR S P ERA WHIP	IP WLS BF H R ER SO BB IBB HBP BLK WP HR S P ERA WHIP	IP WLS BF H R ER SO BB IBB HBP BLK WP HR S P ERA WHIP	IP WLS BF H R ER SO BB IBB HBP BLK WP HR S P ERA WHIP	IP WLS BF H R ER SO BB IBB HBP BLK WP HR S P ERA WHIP	IP WLS BF H R ER SO BB IBB HBP BLK WP HR S P ERA WHIP	IP WLS BF H R ER SO BB IBB HBP BLK WP HR S P ERA WHIP	IP WLS BF H R ER SO BB IBB HBP BLK WP HR S P ERA WHIP	IP WLS BF H R ER SO BB IBB HBP BLK WP HR S P ERA WHIP	IP WLS BF H R ER SO BB IBB HBP BLK WP HR S P ERA WHIP	IP WLS BF H R ER SO BB IBB HBP BLK WP HR S P ERA WHIP	IP WLS BF H R ER SO BB IBB HBP BLK WP HR S P ERA WHIP	IP WLS BF H R ER SO BB IBB HBP BLK WP HR S P ERA WHIP	IP WLS BF H R ER SO BB IBB HBP BLK WP HR S P ERA WHIP			
Cory Lidle, R (1, 1) ERA: 5.0	5.1	25	8	4	4	1	2	0	0	0	0	0	0	0	0	0	1	2	57	94	6.75	1.875
Aaron Fultz, L (6, 1) ERA: 3.46	0.2	2	0	0	0	0	0	0	0	0	0	0	0	0	0	0	0	2	4	0.00	0.000	
Rheal Cormier, L (7, 1) ERA: 1.46	0.1	3	1	1	1	0	0	0	0	0	0	0	0	0	0	0	0	8	12	27.00	3.000	
Geoff Geary, R (7, 1) ERA: 3.05	0.2	3	1	0	0	2	0	0	0	0	0	0	0	0	0	0	0	8	10	0.00	1.500	
Arthur Rhodes, L (8, 1) ERA: 5.11	0.0	4	3	4	4	0	1	0	0	0	0	0	0	0	0	0	0	14	22	∞	∞	

Batter	1	2	3	4	5	6	7	8	9	AB	R	H	RBI	BB	SO	LOB	BOTTOM				
11 Jimmy Rollins, S (1, 6) OBP: 0.311, SLG: 0.409	G4-3		G1-3	K			G5-3		G3	5	0	0	0	0	1	2	<b>New York Yankees @ Philadelphia Phillies</b> Citizens Bank Park, Philadelphia, PA Tue Jun 20 2006, 7:05 PM EDT Att: 44,775 - Cloudy - 83 F <a href="http://livebaseballscorecards.com">livebaseballscorecards.com</a>				
26 Chase Utley, L (1, 4) OBP: 0.366, SLG: 0.495	G4-3		G3			K	BB 3B HBP	1B	1B	4	1	1	0	0	1	0					
Bobby Abreu, L (1, 9) OBP: 0.452, SLG: 0.487	6 HR 1B		K			F8	K	K	K	5	1	1	0	0	3	2					
Pat Burrell, R (1, 7) OBP: 0.397, SLG: 0.562 Arthur Rhodes, L (8, 1) Ryan Franklin, R (8, 1) David Dellucci, L (6, PH) OBP: 0.333, SLG: 0.563	6 HR BB			6 HR 1B		2B	6 3B BB	1B	1B	2	3	2	0	2	0	0					
6 Ryan Howard, L (1, 3) OBP: 0.365, SLG: 0.631	1-2 HR			1-2 HR		IBB	1-2 3B		G4-3	4	2	3	7	1	0	2					
Aaron Rowand, R (1, 8) OBP: 0.323, SLG: 0.469	G6-3			K		P6	L9			4	0	0	0	0	1	3					
David Bell, R (1, 5) OBP: 0.327, SLG: 0.365		G6-4-3 1B		FC1-5 BB		F7		G1-3		3	0	1	0	1	0	0					
Sal Fasano, R (1, 2) OBP: 0.308, SLG: 0.426	G6-4-3			FC1-5 1B		P4		K		4	0	1	0	0	1	1					
Cory Lidle, R (1, 1) Aron Fultz, L (6, 1) Abraham Nunez, S (6, PH) Rheal Cormier, L (7, 1) Geoff Geary, R (7, 1) 8 Shane Victorino, S (8, 7) OBP: 0.370, SLG: 0.649	G6-3			FC1-5		F8		G4-3		2	0	0	0	0	0	2					
<b>Inning Stats</b>	R: 3 E: 0 K: 0 S: 11	H: 2 LOB: 0 BB: 1 P: 19	R: 0 E: 0 K: 0 S: 9	H: 1 LOB: 0 BB: 0 P: 11	R: 0 E: 0 K: 1 S: 10	H: 0 LOB: 0 BB: 0 P: 16	R: 2 E: 0 K: 2 S: 17	H: 3 LOB: 2 BB: 1 P: 26	R: 0 E: 0 K: 1 S: 8	H: 1 LOB: 1 BB: 1 P: 16	R: 0 E: 0 K: 0 S: 6	H: 0 LOB: 0 BB: 0 P: 11	R: 2 E: 0 K: 1 S: 10	H: 1 LOB: 1 BB: 1 P: 24	R: 0 E: 0 K: 1 S: 7	H: 0 LOB: 0 BB: 0 P: 9		R: 0 E: 0 K: 1 S: 9	H: 2 LOB: 2 BB: 0 P: 11	1B: 6 2B: 1 3B: 1 HR: 2	SF: 0 SAC: 0 DP: 1 HBP: 1
<b>PITCHER</b>	IP WLS BF H R ER SO BB IBB HBP BLK WP HR S P ERA WHIP	IP WLS BF H R ER SO BB IBB HBP BLK WP HR S P ERA WHIP	IP WLS BF H R ER SO BB IBB HBP BLK WP HR S P ERA WHIP	IP WLS BF H R ER SO BB IBB HBP BLK WP HR S P ERA WHIP	IP WLS BF H R ER SO BB IBB HBP BLK WP HR S P ERA WHIP	IP WLS BF H R ER SO BB IBB HBP BLK WP HR S P ERA WHIP	IP WLS BF H R ER SO BB IBB HBP BLK WP HR S P ERA WHIP	IP WLS BF H R ER SO BB IBB HBP BLK WP HR S P ERA WHIP	IP WLS BF H R ER SO BB IBB HBP BLK WP HR S P ERA WHIP	IP WLS BF H R ER SO BB IBB HBP BLK WP HR S P ERA WHIP	IP WLS BF H R ER SO BB IBB HBP BLK WP HR S P ERA WHIP	IP WLS BF H R ER SO BB IBB HBP BLK WP HR S P ERA WHIP	IP WLS BF H R ER SO BB IBB HBP BLK WP HR S P ERA WHIP	IP WLS BF H R ER SO BB IBB HBP BLK WP HR S P ERA WHIP	IP WLS BF H R ER SO BB IBB HBP BLK WP HR S P ERA WHIP	IP WLS BF H R ER SO BB IBB HBP BLK WP HR S P ERA WHIP	IP WLS BF H R ER SO BB IBB HBP BLK WP HR S P ERA WHIP	IP WLS BF H R ER SO BB IBB HBP BLK WP HR S P ERA WHIP	IP WLS BF H R ER SO BB IBB HBP BLK WP HR S P ERA WHIP		
35 Mike Mussina, R (1, 1) ERA: 3.42	5.0	24	7	5	4	0	2	1	0	0	0	0	0	0	0	0	2	55	88	9.00	1.800
Ron Villone, L (6, 1) ERA: 1.86	1.2	6	0	1	1	1	0	0	0	0	0	0	0	0	0	0	14	26	5.40	0.000	
Scott Proctor, R (7, 1) ERA: 3.94	0.0	1	0	0	0	0	1	0	0	0	0	0	0	0	0	0	4	∞	∞	∞	
Mike Myers, L (7, 1) ERA: 0.69	0.0	1	1	1	1	0	0	0	0	0	0	0	0	0	0	0	1	2	∞	∞	
38 T.J. Beam, R (7, 1) ERA: 10.8	0.1	1	0	0	0	0	0	0	0	0	0	0	0	0	0	0	1	3	0.00	0.000	



Batter	1	2	3	4	5	6	7	8	9	AB	R	H	RBI	BB	SO	LOB	TOP				
18 Johnny Damon, L OBP: 0.367, SLG: 0.477	2-2 FC6-4 1B		4-2 CS BB		0-1 G5-3 1B		4-2 1B BB	1-1 1B		3	0	3	1	2	0	0	<b>New York Yankees @ Philadelphia Phillies</b> Citizens Bank Park, Philadelphia, PA Wed Jun 21 2006, 7:05 PM EDT Att: 45,111 - Cloudy - 84 F				
2 Derek Jeter, R OBP: 0.434, SLG: 0.475	1-1 FC6-4 13 HBP 1-2		2-2 1B		1-0 G5-3 1-2		1-0 1B	2-2 G1-3		5	0	2	1	0	0	4					
25 Jason Giambi, L OBP: 0.434, SLG: 0.612	3-3 K		0-3 K		2-3 K		0-0 P2		1-0 13 G6-4-3 1B	4	0	0	0	0	3	5					
24 Robinson Cano, L OBP: 0.349, SLG: 0.439										1	0	1	0	0	0	0					
13 Alex Rodriguez, R OBP: 0.395, SLG: 0.504	1-2 HBP			4-1 WP BB		1-3 K		4-2 20 S 1B	0-0 G6-4-3 1-2	2	1	0	0	2	1	1					
20 Jorge Posada, S OBP: 0.410, SLG: 0.492	0-1 P3			1-3 K		0-1 F8		1-3 K	1-3 K	5	0	0	0	0	3	4					
Bernie Williams, S OBP: 0.326, SLG: 0.437		0-0 F8		1-2 G5-3		1-2 G6-3		2-1 L7		4	0	0	0	0	0	2					
42 Mariano Rivera, R (9, 1)				1-2 P3						0	0	0	0	0	0	0					
28 Melky Cabrera, S OBP: 0.354, SLG: 0.328		1-1 L7		2-1 P3			1-0 SH1-4 12 FC6-2 2B	2-1 1B		4	1	2	1	0	0	1					
Miguel Cairo, R OBP: 0.300, SLG: 0.323		2-3 K2-3			0-0 SF7 3B		0-0 SH1-4	1-0 1B 18 1B 1B		3	2	2	1	0	1	0					
Jaret Wright, R Ron Villone, L 12 Andy Phillips, R Scott Proctor, R Bubba Crosby, L OBP: 0.333, SLG: 0.364			1-2 G1-3		2-0 SF7		0-0 FC6-2 18 BB 2 1B 3-H	2-2 1B		1	0	0	1	0	0	0					
<b>Inning Stats</b>	R: 0 E: 0 K: 1 S: 13	H: 1 LOB: 2 BB: 0 P: 20	R: 0 E: 0 K: 1 S: 6	H: 0 LOB: 0 BB: 0 P: 9	R: 0 E: 0 K: 1 S: 11	H: 1 LOB: 1 BB: 1 P: 18	R: 0 E: 0 K: 1 S: 9	H: 0 LOB: 1 BB: 1 P: 17	R: 1 E: 0 K: 1 S: 9	H: 2 LOB: 1 BB: 0 P: 14	R: 0 E: 0 K: 1 S: 9	H: 0 LOB: 0 BB: 0 P: 11	R: 3 E: 0 K: 1 S: 20	H: 4 LOB: 2 BB: 1 P: 35	R: 0 E: 0 K: 1 S: 7	H: 1 LOB: 0 BB: 0 P: 9	1B: 9 2B: 1 3B: 1 HR: 0	SF: 1 SAC: 1 DP: 1 HBP: 1	WP: 1 PB: 0 SB: 1 CS: 1	PA: 41	
<b>PITCHER</b>	IP WLS BF H R ER SO BB IBB HBP BLK	IP WLS BF H R ER SO BB IBB HBP BLK	IP WLS BF H R ER SO BB IBB HBP BLK	IP WLS BF H R ER SO BB IBB HBP BLK	IP WLS BF H R ER SO BB IBB HBP BLK	IP WLS BF H R ER SO BB IBB HBP BLK	IP WLS BF H R ER SO BB IBB HBP BLK	IP WLS BF H R ER SO BB IBB HBP BLK	IP WLS BF H R ER SO BB IBB HBP BLK	IP WLS BF H R ER SO BB IBB HBP BLK	IP WLS BF H R ER SO BB IBB HBP BLK	IP WLS BF H R ER SO BB IBB HBP BLK	IP WLS BF H R ER SO BB IBB HBP BLK	IP WLS BF H R ER SO BB IBB HBP BLK	IP WLS BF H R ER SO BB IBB HBP BLK	IP WLS BF H R ER SO BB IBB HBP BLK	ERA WHIP	ERA WHIP			
35 Cole Hamels, L ERA: 4.41	7.0 L 30	6 2 2 2 6	3 0 0 0 0	1 0 0 0 0	0 0 9 18	27.00 3.000	Aaron Fultz, L ERA: 3.99	0.2 4 1 2 2 1	1 0 0 0 0	0 0 9 18	27.00 3.000	Geoff Geary, R ERA: 3.26	0.1 4 3 1 1 0	0 0 0 0 0	0 0 11 17	27.00 9.000	Clay Condrey, R ERA: 3.2	1.0 3 1 0 0 1	0 0 0 0 0	0 0 7 9	0.00 1.000



Batter	1	2	3	4	5	6	7	8	9	AB	R	H	RBI	BB	SO	LOB	BOTTOM											
11 Jimmy Rollins, S OBP: 0.313, SLG: 0.410	0-1 S 1B		1-0 CS 1B		1-1 G3			1-2 F7		4	0	2	0	0	0	1	<b>New York Yankees @ Philadelphia Phillies</b> Citizens Bank Park, Philadelphia, PA Wed Jun 21 2006, 7:05 PM EDT Att: 45,111 - Cloudy - 84 F											
26 Chase Utley, L OBP: 0.382, SLG: 0.488	0-2 P5		1-3 K		2-3 K		1-2 F7		4	0	0	0	0	2	2													
Bobby Abreu, L OBP: 0.450, SLG: 0.481	4-0 BB		3-3 K		3-3 K		1-3 K		3	0	0	0	1	3	1													
Pat Burrell, R OBP: 0.395, SLG: 0.554	3-3 K			1-1 F8		4-1 BB		2-3 K		3	0	0	0	1	2													
6 Ryan Howard, L OBP: 0.360, SLG: 0.622	1-3 K			2-3 K		0-0 G4-3		0-2 F7		4	0	0	0	0	2	3												
Aaron Rowand, R OBP: 0.322, SLG: 0.465		1-0 P4		3-2 CS 1B		1-2 F8		1-1 G1-3		4	0	1	0	0	0													
David Bell, R OBP: 0.335, SLG: 0.365		4-2 BB		2-0 CS	4-0 G6-4-3 BB		1-0 8 PB HBP		0	0	0	0	2	0	0													
Sal Fasano, R OBP: 0.303, SLG: 0.419		1-0 P6			3-2 G6-4-3		1-3 K2-3		2	0	0	0	0	0	2													
8 Shane Victorino, S OBP: 0.370, SLG: 0.487					1-2 G6-4-3		1-2 K		1	0	0	0	0	1	1													
27 Chris Coste, R OBP: 0.176, SLG: 0.125					4-1 BB		2-2 G3		0	0	0	0	0	0	0													
35 Cole Hamels, L Abraham Nunez, S Aron Fultz, L Geoff Geary, R Clay Condrey, R	R: 0 E: 0 K: 2 S: 12	H: 1 LOB: 2 BB: 1 P: 19	R: 0 E: 0 K: 1 S: 9	H: 0 LOB: 1 BB: 1 P: 16	R: 0 E: 0 K: 2 S: 9	H: 1 LOB: 1 BB: 0 P: 13	R: 0 E: 0 K: 1 S: 9	H: 1 LOB: 0 BB: 0 P: 17	R: 0 E: 0 K: 0 S: 7	H: 0 LOB: 1 BB: 2 P: 19	R: 0 E: 0 K: 2 S: 9	H: 0 LOB: 1 BB: 1 P: 18	R: 0 E: 0 K: 1 S: 10	H: 0 LOB: 0 BB: 0 P: 15	R: 0 E: 0 K: 1 S: 12	H: 0 LOB: 0 BB: 0 P: 15	R: 0 E: 0 K: 1 S: 8	H: 0 LOB: 0 BB: 0 P: 11	1B: 3 2B: 1 3B: 0 HR: 0	SF: 0 SAC: 0 DP: 2 HBP: 1	WP: 0 PB: 1 SB: 1 CS: 2	PA: 34						
<b>PITCHER</b>	IP WLS BF H R ER SO BB IBB HBP BLK	IP WLS BF H R ER SO BB IBB HBP BLK	IP WLS BF H R ER SO BB IBB HBP BLK	IP WLS BF H R ER SO BB IBB HBP BLK	IP WLS BF H R ER SO BB IBB HBP BLK	IP WLS BF H R ER SO BB IBB HBP BLK	IP WLS BF H R ER SO BB IBB HBP BLK	IP WLS BF H R ER SO BB IBB HBP BLK	IP WLS BF H R ER SO BB IBB HBP BLK	IP WLS BF H R ER SO BB IBB HBP BLK	IP WLS BF H R ER SO BB IBB HBP BLK	IP WLS BF H R ER SO BB IBB HBP BLK	IP WLS BF H R ER SO BB IBB HBP BLK	IP WLS BF H R ER SO BB IBB HBP BLK	IP WLS BF H R ER SO BB IBB HBP BLK	IP WLS BF H R ER SO BB IBB HBP BLK	ERA WHIP	ERA WHIP										
Jaret Wright, R ERA: 4.45	5.0 W 19	3 0 0 0 2	4 0 0 0 0	1 0 0 0 0	0 0 9 18	0.00 1.000	Ron Villone, L ERA: 1.8	1.0 H 4	0 0 0 0 1	0 0 10 15	0.00 0.000	Scott Proctor, R ERA: 3.86	1.0 H 4	0 0 0 0 1	0 0 12 15	0.00 0.000	Kyle Farnsworth, R ERA: 4.55	1.0 3	0 0 0 0 1	0 0 0 0 0	0 0 12 15	0.00 0.000	42 Mariano Rivera, R ERA: 2.11	1.0 3	0 0 0 0 1	0 0 0 0 0	0 0 8 11	0.00 0.000





Batter	1	2	3	4	5	6	7	8	9	AB	R	H	RBI	BB	SO	LOB	TOP		
11 Jimmy Rollins, S OBP: 0.312, SLG: 0.411	G3			F9			26 HR		FC4-6 1B	4	1	1	0	0	0	1	<b>Philadelphia Phillies @ Boston Red Sox</b> Fenway Park, Boston, MA Fri Jun 23 2006, 7:05 PM EDT Att: 35,948 - Rain - 70 F		
26 Chase Utley, L OBP: 0.360, SLG: 0.495	P5			F8			2H		K	4	1	1	2	0	1	1			
Bobby Abreu, L OBP: 0.447, SLG: 0.477	K			G4-3			F9		1B	4	0	1	0	0	1	0			
Pat Burrell, R OBP: 0.389, SLG: 0.544		G5-3			F8		K		K	4	0	0	0	0	2	2			
6 Ryan Howard, L OBP: 0.356, SLG: 0.615		K			K		K			3	0	0	0	0	3	0			
Aaron Rowand, R OBP: 0.318, SLG: 0.459		K			G6-3				K	3	0	0	0	0	2	0			
David Dellucci, L OBP: 0.321, SLG: 0.541			G1-3			F8		G3-1		3	0	0	0	0	0	0			
David Bell, R OBP: 0.335, SLG: 0.365			L5			G5-4-3 1B		P5		3	0	1	0	0	0	0			
Sal Fasano, R OBP: 0.299, SLG: 0.413																			
8 Shane Victorino, S (9, PH) OBP: 0.375, SLG: 0.487							G5-4-3 1-2		11 FC4-6 BB	2	0	0	0	0	1	1			
										0	0	0	0	1	0	0			
<b>Inning Stats</b>	R: 0 H: 0 E: 0 K: 1 S: 10	H: 0 LOB: 0 BB: 0 P: 16	R: 0 H: 0 E: 0 K: 2 S: 10	H: 0 LOB: 0 BB: 0 P: 15	R: 0 H: 0 E: 0 K: 1 S: 8	H: 0 LOB: 0 BB: 0 P: 11	R: 0 H: 0 E: 0 K: 0 S: 6	H: 0 LOB: 0 BB: 0 P: 8	R: 0 H: 1 E: 0 K: 1 S: 5	H: 0 LOB: 0 BB: 0 P: 7	R: 2 H: 2 E: 0 K: 2 S: 12	H: 2 LOB: 0 BB: 0 P: 16	R: 0 H: 0 E: 0 K: 1 S: 8	H: 0 LOB: 0 BB: 0 P: 13	R: 0 H: 1 E: 0 K: 2 S: 11	H: 1 LOB: 2 BB: 1 P: 17	1B: 2 2B: 1 3B: 0 HR: 1	SF: 0 SAC: 0 DP: 1 HBP: 0	WP: 0 PA: 31 PB: 0 SB: 0 CS: 0
<b>PITCHER</b>	IP WLS BF H R ER SO BB IBB HBP BLK WP HR S P ERA WHIP																		
19 Josh Beckett, R ERA: 4.84	(1, 1) 8.0 W 26 3 2 2 8 0 0 0 0 0 1 71 104 2.25 0.375																		
50 Mike Timlin, R ERA: 1.88	(9, 1) 1.0 5 1 0 0 2 1 0 0 0 0 0 0 11 17 0.00 2.000																		

Batter	1	2	3	4	5	6	7	8	9	AB	R	H	RBI	BB	SO	LOB	BOTTOM
20 Kevin Youkilis, R OBP: 0.433, SLG: 0.508	F8	2B		E		F8		F9		5	0	2	2	0	0	1	<b>Philadelphia Phillies @ Boston Red Sox</b> Fenway Park, Boston, MA Fri Jun 23 2006, 7:05 PM EDT Att: 35,948 - Rain - 70 F
Mark Loretta, R OBP: 0.346, SLG: 0.381	HR	K		F8		G1-4-3		F7		5	1	1	0	0	1	4	
34 David Ortiz, L OBP: 0.372, SLG: 0.546	HR	F8		K		F7		HR		3	2	0	0	2	1	3	
Manny Ramirez, R OBP: 0.428, SLG: 0.601	HR	F8		E5		HR		HR		4	2	3	5	0	0	1	
Gabe Kapler, R OBP: 0.625, SLG: 1.125	HR	2B		E5		HR		HR		1	1	1	3	0	0	0	
Trot Nixon, L OBP: 0.432, SLG: 0.498	K	F8		F8		25 G6-3		G6-3		5	0	1	0	0	1	4	
Jason Varitek, S OBP: 0.345, SLG: 0.417	K		K		K		P6			4	0	0	0	0	3	1	
25 Mike Lowell, R OBP: 0.367, SLG: 0.502		1B		G1-3		G6-3		G6-3		3	1	2	0	1	0	1	
Coco Crisp, S OBP: 0.321, SLG: 0.395		1B		G1-3		P6		G4-3		4	1	1	0	0	0	3	
Alex Gonzalez, R OBP: 0.310, SLG: 0.354		1B		L5		P3		HR		4	2	2	0	0	0	2	
<b>Inning Stats</b>	R: 3 H: 2 E: 0 K: 2 S: 15	H: 4 LOB: 2 BB: 1 P: 23	R: 0 H: 1 E: 0 K: 1 S: 10	H: 1 LOB: 1 BB: 0 P: 15	R: 0 H: 1 E: 1 K: 1 S: 13	H: 1 LOB: 2 BB: 0 P: 17	R: 0 H: 0 E: 0 K: 0 S: 8	H: 0 LOB: 0 BB: 0 P: 9	R: 1 H: 2 E: 0 K: 0 S: 15	H: 2 LOB: 1 BB: 0 P: 22	R: 3 H: 2 E: 0 K: 0 S: 12	H: 2 LOB: 0 BB: 1 P: 18	R: 0 H: 1 E: 0 K: 2 S: 11	H: 1 LOB: 2 BB: 1 P: 17	1B: 7 2B: 3 3B: 0 HR: 3	SF: 0 SAC: 0 DP: 0 HBP: 0	WP: 0 PA: 41 PB: 0 SB: 0 CS: 0
<b>PITCHER</b>	IP WLS BF H R ER SO BB IBB HBP BLK WP HR S P ERA WHIP																
63 Ryan Madson, R ERA: 6.4	(1, 1) 1.2 L 13 6 6 6 3 2 0 0 0 0 0 1 34 58 1.93 1.071																
47 Scott Mathieson, R ERA: 4.22	(2, 1) 4.2 20 5 1 1 3 0 0 0 0 0 0 1 52 74 1.93 1.071																
Ryan Franklin, R ERA: 4.58	(7, 1) 1.2 8 2 3 3 0 1 0 0 0 0 0 1 17 25 16.20 1.800																











Batter	1	2	3	4	5	6	7	8	9	AB	R	H	RBI	BB	SO	LOB	TOP										
11 Jimmy Rollins, S OBP: 0.320, SLG: 0.425	1-1 L6	0-0 G5-3			1-0 26 1B		2-3 K		1-3 K	5	0	1	0	0	2	3	<b>Philadelphia Phillies @ Baltimore Orioles</b> Oriole Park at Camden Yards, Baltimore, MD Wed Jun 28 2006, 1:35 PM EDT Att: 20,633 - Cloudy - 88 F										
26 Chase Utley, L OBP: 0.360, SLG: 0.493	4-2 BB		1-2 G2-3		0-2 1B			0-1 HR	1-1 F8	4	1	2	0	1	0	0											
Bobby Abreu, L OBP: 0.451, SLG: 0.480	4-2 BB		0-1		0-1 G4-6-3			1-3 K		3	0	1	0	1	1	3											
Pat Burrell, R OBP: 0.376, SLG: 0.534	1-3 K		1-3 1B		3-2 L3			2-1 HR		4	1	1	2	0	2	3											
6 Ryan Howard, L OBP: 0.345, SLG: 0.596	1-1 F7		1-3 G4-3		1-3 K			2-3 K		4	0	0	0	0	2	3											
Aaron Rowand, R OBP: 0.318, SLG: 0.446		3-2 F9		2-2 G5-3		0-0 G3-1		2-2 HR		4	1	1	0	0	0	0											
8 Shane Victorino, S OBP: 0.381, SLG: 0.500		2-2 1B		2-1 F7			1-2 P4	0-1 HR		3	1	1	2	0	0	0											
David Bell, R OBP: 0.333, SLG: 0.356	1-0		2-2 K		2-1 FC5-4		2-1 1B	1-1 G4-3		4	0	2	0	0	1	0											
Sal Fasano, R OBP: 0.288, SLG: 0.397	0-3 K				1-3 K				0-3 K	3	0	0	0	0	2	3											
David Dellucci, L OBP: 0.344, SLG: 0.537							0-0 FC5-4			1	0	0	0	0	1	0											
<b>Inning Stats</b>	R: 0 E: 0 K: 1 S: 11	H: 0 LOB: 2 BB: 2 P: 22	R: 0 E: 0 K: 1 S: 10	H: 1 LOB: 2 BB: 0 P: 16	R: 0 E: 0 K: 1 S: 13	H: 1 LOB: 1 BB: 0 P: 17	R: 0 E: 0 K: 1 S: 10	H: 0 LOB: 0 BB: 0 P: 16	R: 0 E: 0 K: 1 S: 10	H: 2 LOB: 1 BB: 0 P: 12	R: 0 E: 0 K: 1 S: 7	H: 0 LOB: 0 BB: 0 P: 11	R: 0 E: 0 K: 1 S: 11	H: 1 LOB: 1 BB: 0 P: 16	R: 4 E: 0 K: 2 S: 18	H: 4 LOB: 0 BB: 0 P: 26	R: 0 E: 0 K: 2 S: 10	H: 0 LOB: 0 BB: 0 P: 12	1B: 7 2B: 0 3B: 0 HR: 2	SF: 0 SAC: 0 DP: 1 HBP: 1	WP: 0 PB: 0 SB: 0 CS: 0	PA: 38					
<b>PITCHER</b>	IP	WLS	BF	H	R	ER	SO	BB	IBB	HBP	BLK	WP	HR	S	P	ERA	WHIP										
45 Erik Bedard, L ERA: 4.72	7.0	W	28	5	0	0	7	2	0	0	0	0	0	72	110	0.00	1.000										
25 Kurt Birkins, L ERA: 2.79	0.2		6	4	4	4	2	0	0	0	0	0	2	16	23	54.00	6.000										
LaTroy Hawkins, R ERA: 4.05	0.1	H	1	0	0	0	0	0	0	0	0	0	0	2	3	0.00	0.000										
37 Chris Ray, R ERA: 3.27	1.0	S	3	0	0	0	2	0	0	0	0	0	0	10	12	0.00	0.000										

Batter	1	2	3	4	5	6	7	8	9	AB	R	H	RBI	BB	SO	LOB	BOTTOM										
1 Brian Roberts, S OBP: 0.394, SLG: 0.413	4-2 6 1B		1-2 10 1B	0-2 1-H		1-2 G4-3		4-0 6 G4-3		3	2	2	2	2	0	0	<b>Philadelphia Phillies @ Baltimore Orioles</b> Oriole Park at Camden Yards, Baltimore, MD Wed Jun 28 2006, 1:35 PM EDT Att: 20,633 - Cloudy - 88 F										
6 Melvin Mora, R OBP: 0.351, SLG: 0.422	2-1 10 L3		1-1 F8	1-2 L6		1-1 G6-3		0-1 G4-3		5	0	1	0	0	0	3											
10 Miguel Tejada, R OBP: 0.366, SLG: 0.514	0-2 L3		1-1 55 HR		1-1 WP		3-2 F8	0-1 G1-3		5	2	2	1	0	0	5											
55 Ramon Hernandez, R OBP: 0.348, SLG: 0.515	2-2 F9		0-0 1-H		1-0 BB			G5-3		3	1	1	2	0	0	1											
Javy Lopez, R OBP: 0.323, SLG: 0.429		1-3 K	1-3 K		1-3 K		1-0 G4-3			4	0	0	0	0	3	2											
Jeff Conine, R OBP: 0.324, SLG: 0.410		0-0	3-1 F7		4-0 BB		1-1			3	1	2	0	1	0	0											
17 Corey Patterson, L OBP: 0.328, SLG: 0.435	0-0 G4-3			2-3 K	1-0 F8		0-1 G3			4	0	0	1	0	1	4											
Kevin Millar, R OBP: 0.349, SLG: 0.376	1-1 3-H		1-1 F8	2-1 F8	4-1 BB		0-1 6 G4-3	0-1 21 SH5-4		3	0	2	1	1	0	0											
Luis Matos, R OBP: 0.277, SLG: 0.343					1-2 2-3					0	0	0	0	0	0	0											
21 Nick Markakis, L OBP: 0.310, SLG: 0.313	2-1 G6-3		2-1 1 HR		1-2 F8			1-1 SH5-4		3	1	1	0	0	0	4											
<b>Inning Stats</b>	R: 0 E: 0 K: 0 S: 11	H: 1 LOB: 1 BB: 1 P: 19	R: 1 E: 0 K: 1 S: 9	H: 2 LOB: 0 BB: 0 P: 13	R: 3 E: 0 K: 1 S: 13	H: 3 LOB: 0 BB: 0 P: 20	R: 2 E: 0 K: 1 S: 14	H: 2 LOB: 0 BB: 0 P: 21	R: 1 E: 0 K: 1 S: 10	H: 1 LOB: 3 BB: 2 P: 23	R: 0 E: 0 K: 0 S: 9	H: 0 LOB: 0 BB: 0 P: 14	R: 0 E: 0 K: 0 S: 6	H: 1 LOB: 1 BB: 0 P: 10	R: 0 E: 0 K: 0 S: 8	H: 1 LOB: 3 BB: 1 P: 13	1B: 6 2B: 3 3B: 1 HR: 2	SF: 0 SAC: 1 DP: 1 HBP: 1	WP: 1 PB: 0 SB: 1 CS: 0	PA: 39							
<b>PITCHER</b>	IP	WLS	BF	H	R	ER	SO	BB	IBB	HBP	BLK	WP	HR	S	P	ERA	WHIP										
35 Cole Hamels, L ERA: 5.5	5.0	L	27	9	7	7	4	2	1	0	0	0	0	15	24	0.00	0.500										
Rick White, R ERA: 5.83	2.0		7	1	0	0	0	0	0	0	0	0	0	8	13	0.00	2.000										
Clay Condrey, R ERA: 3.8	1.0		5	1	0	0	0	1	0	0	0	0	0	8	13	0.00	2.000										





Batter	1	2	3	4	5	6	7	8	9	AB	R	H	RBI	BB	SO	LOB	TOP					
11 Jimmy Rollins, S OBP: 0.321, SLG: 0.426										4	1	1	0	1	0	2	<b>Philadelphia Phillies @ Baltimore Orioles</b> Oriole Park at Camden Yards, Baltimore, MD Wed Jun 28 2006, 7:05 PM EDT Att: 26,228 - Cloudy - 88 F					
David Dellucci, L OBP: 0.351, SLG: 0.570										4	1	2	2	0	1	2						
26 Chase Utley, L OBP: 0.362, SLG: 0.503										4	1	2	1	0	0	0						
Bobby Abreu, L OBP: 0.449, SLG: 0.474										3	0	0	0	1	1	0						
6 Ryan Howard, L OBP: 0.350, SLG: 0.618										3	2	2	2	1	0	0						
8 Shane Victorino, S OBP: 0.371, SLG: 0.485										4	0	0	0	0	0	3						
David Bell, R OBP: 0.328, SLG: 0.350										4	0	0	0	0	0	3						
Abraham Nunez, S OBP: 0.191, SLG: 0.222										4	0	0	0	0	1	0						
27 Chris Coste, R OBP: 0.321, SLG: 0.333										4	0	2	0	0	0	0						
<b>Inning Stats</b>	R: 1 E: 0 K: 1 S: 9	H: 2 LOB: 0 BB: 0 P: 15	R: 0 E: 0 K: 0 S: 5	H: 0 LOB: 0 BB: 0 P: 7	R: 0 E: 0 K: 1 S: 10	H: 0 LOB: 1 BB: 1 P: 19	R: 2 E: 0 K: 0 S: 12	H: 2 LOB: 0 BB: 0 P: 22	R: 0 E: 0 K: 0 S: 7	H: 0 LOB: 0 BB: 0 P: 11	R: 1 E: 0 K: 0 S: 11	H: 2 LOB: 2 BB: 0 P: 26	R: 0 E: 0 K: 0 S: 7	H: 1 LOB: 1 BB: 0 P: 12	R: 1 E: 0 K: 0 S: 8	H: 1 LOB: 0 BB: 0 P: 13		R: 0 E: 0 K: 1 S: 9	H: 1 LOB: 1 BB: 0 P: 13	1B: 4 2B: 1 3B: 0 HR: 4	SF: 0 SAC: 0 DP: 1 HBP: 0	WP: 0 PB: 0 SB: 1 CS: 1
<b>PITCHER</b>	IP WLS BF H R ER SO BB IBB HBP BLK WP HR S P ERA WHIP																					
34 Kris Benson, R ERA: 4.21	(1, 1) 5.0 W 23 6 4 4 2 3 0 0 0 0 0 3 50 93 7.20 1.800																					
Todd Williams, R ERA: 4.06	(6, 1) 2.0 H 6 1 0 0 0 0 0 0 0 0 0 0 11 19 0.00 0.500																					
43 Senny Rleal, R ERA: 3.71	(8, 1) 1.0 4 1 1 0 0 0 0 0 0 0 0 1 8 13 9.00 1.000																					
Chris Britton, R ERA: 2.7	(9, 1) 1.0 4 1 0 0 1 0 0 0 0 0 0 0 9 13 0.00 1.000																					

Batter	1	2	3	4	5	6	7	8	9	AB	R	H	RBI	BB	SO	LOB	BOTTOM			
1 Brian Roberts, S OBP: 0.383, SLG: 0.415										6	1	2	1	0	1	7	<b>Philadelphia Phillies @ Baltimore Orioles</b> Oriole Park at Camden Yards, Baltimore, MD Wed Jun 28 2006, 7:05 PM EDT Att: 26,228 - Cloudy - 88 F			
Ed Rogers, R OBP: 0.200, SLG: 0.211										0	0	0	0	0	0	0				
12 Brandon Fahey, L OBP: 0.315, SLG: 0.347										4	3	1	0	1	1	1				
6 Melvin Mora, R OBP: 0.357, SLG: 0.426										4	2	2	1	1	0	1				
10 Miguel Tejada, R OBP: 0.371, SLG: 0.522										5	1	4	2	0	0	1				
55 Ramon Hernandez, R OBP: 0.351, SLG: 0.524										5	1	2	4	0	0	5				
17 Corey Patterson, L OBP: 0.324, SLG: 0.429										6	0	1	0	0	2	5				
Jeff Conine, R OBP: 0.333, SLG: 0.424										5	2	3	0	1	0	3				
21 Nick Markakis, L OBP: 0.326, SLG: 0.337										4	2	4	3	0	0	0				
Luis Matos, R OBP: 0.282, SLG: 0.339										4	0	1	0	0	0	3				
<b>Inning Stats</b>	R: 1 E: 0 K: 0 S: 15	H: 1 LOB: 2 BB: 1 P: 27	R: 1 E: 0 K: 0 S: 12	H: 2 LOB: 1 BB: 0 P: 20	R: 3 E: 0 K: 1 S: 11	H: 2 LOB: 1 BB: 2 P: 26	R: 4 E: 1 K: 1 S: 20	H: 4 LOB: 3 BB: 0 P: 33	R: 0 E: 0 K: 0 S: 16	H: 2 LOB: 2 BB: 0 P: 20	R: 3 E: 1 K: 0 S: 26	H: 4 LOB: 2 BB: 0 P: 41	R: 0 E: 0 K: 0 S: 12	H: 2 LOB: 2 BB: 0 P: 21	R: 0 E: 0 K: 1 S: 12	H: 3 LOB: 3 BB: 0 P: 18	1B: 12 2B: 6 3B: 1 HR: 1	SF: 1 SAC: 1 DP: 1 HBP: 4	WP: 0 PB: 1 SB: 0 CS: 0	PA: 52
<b>PITCHER</b>	IP WLS BF H R ER SO BB IBB HBP BLK WP HR S P ERA WHIP																			
47 Scott Mathieson, R ERA: 6.75	(1, 1) 2.2 L 17 5 5 5 0 3 0 0 1 0 0 1 18 29 27.00 4.000																			
Aaron Fultz, L ERA: 4.35	(3, 1) 1.0 9 4 4 3 0 0 0 0 1 0 0 0 18 29 27.00 4.000																			
Geoff Geary, R ERA: 3.64	(4, 1) 2.0 12 5 3 1 2 0 0 0 1 0 0 0 39 56 4.50 2.500																			
Ryan Franklin, R ERA: 4.1	(6, 1) 1.1 8 3 0 0 0 0 0 0 1 0 0 0 19 33 0.00 2.250																			
Clayton Kershaw, R ERA: 3.63	(8, 1) 1.0 6 3 0 0 1 0 0 0 0 0 0 0 12 18 0.00 3.000																			







Batter	1	2	3	4	5	6	7	8	9	AB	R	H	RBI	BB	SO	LOB	TOP					
11 Jimmy Rollins, S OBP: 0.318, SLG: 0.418 Abraham Nunez, S OBP: 0.180, SLG: 0.208	2-1 F7		3-2 F9		0-1 F7		3-3 K		1-0 F9	3	0	0	0	0	0	1						
David Dellucci, L OBP: 0.365, SLG: 0.628	2-2 P5		3-1 F7		1-0 1B		2-1 HR			4	1	2	1	0	0	0						
26 Chase Utley, L OBP: 0.365, SLG: 0.505	4-1 BB		1-2 G3-1		1-1 G4-3					3	0	1	0	1	0	2						
Bobby Abreu, L OBP: 0.444, SLG: 0.471	2-2 1B			1-1 G6-3		3-3 K			3-2 G6-3	4	0	1	0	0	1	1						
6 Ryan Howard, L OBP: 0.354, SLG: 0.613	4-2 BB			3-3 K		2-1 FC4-6 HBP 1B			0-0 G3	3	0	1	0	1	1	0						
Aaron Rowand, R OBP: 0.320, SLG: 0.445	1-3 K			1-0 1B		2-2 FC4-6 HBP			1-3 K	3	0	1	0	0	2	3						
8 Shane Victorino, S OBP: 0.351, SLG: 0.457		1-0 B1-3		0-2 G3		0-0 FC4-6			0-1 G5-3	4	0	0	0	0	0	3						
David Bell, R OBP: 0.327, SLG: 0.349		1-2 G6-3			0-0 1B		1-2 P2		0-3 K2-3	4	0	1	0	0	1	2						
Sal Fasano, R OBP: 0.281, SLG: 0.384		2-2 G6-3			0-0 P4		2-3 K		1-0 G5-3	4	0	0	0	0	1	1						
<b>Inning Stats</b>	R: 0 E: 0 K: 1 S: 17	H: 1 LOB: 3 BB: 2 P: 32	R: 0 E: 0 K: 0 S: 8	H: 0 LOB: 0 BB: 0 P: 12	R: 0 E: 0 K: 0 S: 9	H: 0 LOB: 0 BB: 0 P: 16	R: 0 E: 0 K: 1 S: 10	H: 1 LOB: 1 BB: 0 P: 15	R: 0 E: 0 K: 0 S: 7	H: 2 LOB: 2 BB: 0 P: 9	R: 0 E: 0 K: 1 S: 15	H: 1 LOB: 2 BB: 0 P: 23	R: 1 E: 0 K: 2 S: 16	H: 2 LOB: 1 BB: 0 P: 26	R: 0 E: 0 K: 1 S: 6	H: 0 LOB: 0 BB: 0 P: 7	R: 0 E: 0 K: 1 S: 5	H: 0 LOB: 0 BB: 0 P: 7	1B: 6 2B: 0 3B: 0 HR: 1	SF: 0 SAC: 0 DP: 0 HBP: 1	WP: 0 PB: 0 SB: 0 CS: 0	PA: 37
<b>PITCHER</b>	IP	WLS	BF	H	R	ER	SO	BB	IBB	HBP	BLK	WP	HR	S	P	ERA	WHIP					
44 Casey Janssen, R ERA: 4.38	6.0	W	26	5	0	0	3	2	0	1	0	0	0	66	107	0.00	1.167					
54 Jason Frasor, R ERA: 5.4	1.0		5	2	1	1	2	0	0	0	0	0	1	16	26	9.00	2.000					
56 Brian Tallet, L ERA: 5.3	1.0		3	0	0	0	1	0	0	0	0	0	0	6	7	0.00	0.000					
Pete Walker, R ERA: 4.82	1.0		3	0	0	0	1	0	0	0	0	0	0	5	7	0.00	0.000					

Philadelphia Phillies @ Toronto Blue Jays  
Rogers Centre, Toronto, ON  
Fri Jun 30 2006, 7:07 PM EDT  
Att: 17,311 - Partly Cloudy - 79 F

AB 34  
R 1  
H 7  
RBI 1  
BB 2  
SO 7  
LOB 13




Batter	1	2	3	4	5	6	7	8	9	AB	R	H	RBI	BB	SO	LOB	BOTTOM					
Eric Hinske, L OBP: 0.363, SLG: 0.495	4-2 BB	0-0 HR		0-3 K		0-3 K		3-2 G4-3		4	2	1	1	1	2	3						
Frank Catalanotto, L OBP: 0.440, SLG: 0.505	4-1 BB	1-1 G3		1-0 F7		1-0 G6-3 G4-3 1B				3	1	1	0	1	0	0						
10 Vernon Wells, R OBP: 0.393, SLG: 0.694 3 Reed Johnson, R OBP: 0.458, SLG: 0.523	2-2 P2	1-0 1B		1-1 G4-3		1-2 G4-3				3	1	1	0	0	0	2						
25 Troy Glaus, R OBP: 0.352, SLG: 0.535	1-1 HR	2-1 HR			4-1 G5-4-3 BB		2-2 G6-3			3	2	2	2	1	0	1						
17 Lyle Overbay, L OBP: 0.376, SLG: 0.521	0-2 HR	0-0 HR			0-2 G5-4-3		1-2 G4-3			4	2	2	5	0	0	2						
Shea Hillenbrand, R OBP: 0.354, SLG: 0.454	0-2 1B	1-2 F8			2-2 F9			2-1 F7		4	0	1	0	0	0	0						
Bengie Molina, R OBP: 0.352, SLG: 0.442	0-2 L5		1-1 G6-3			1-1 F9		0-1 WP 2B		4	0	1	0	0	0	1						
2 Aaron Hill, R OBP: 0.333, SLG: 0.379	3-2 F7		1-3 K			0-1 WP 1B		4-1 WP BB		3	0	1	0	1	1	1						
8 Russ Adams, L OBP: 0.285, SLG: 0.320 6 John McDonald, R OBP: 0.261, SLG: 0.246		1-2 P2	1-0 G3			1-0 P3		2-2 P4		3	0	0	0	0	0	1						
<b>Inning Stats</b>	R: 4 E: 0 K: 0 S: 27	H: 3 LOB: 1 BB: 2 P: 41	R: 4 E: 0 K: 0 S: 14	H: 4 LOB: 0 BB: 0 P: 20	R: 0 E: 0 K: 1 S: 6	H: 0 LOB: 0 BB: 0 P: 9	R: 0 E: 0 K: 1 S: 6	H: 0 LOB: 0 BB: 0 P: 8	R: 0 E: 0 K: 0 S: 7	H: 0 LOB: 0 BB: 1 P: 13	R: 0 E: 0 K: 1 S: 8	H: 1 LOB: 1 BB: 0 P: 10	R: 0 E: 0 K: 0 S: 9	H: 1 LOB: 1 BB: 0 P: 13	R: 0 E: 0 K: 0 S: 13	H: 1 LOB: 2 BB: 1 P: 24	1B: 4 2B: 3 3B: 0 HR: 3	SF: 0 SAC: 0 DP: 1 HBP: 0	WP: 2 PB: 0 SB: 1 CS: 0	PA: 37		
<b>PITCHER</b>	IP	WLS	BF	H	R	ER	SO	BB	IBB	HBP	BLK	WP	HR	S	P	ERA	WHIP					
Adam Bernero, R ERA: 36.0	2.0	L	15	7	8	8	0	2	0	0	0	0	3	41	61	36.00	4.500					
52 Fabio Castro, L ERA: 3.19	3.0		9	0	0	0	2	1	0	0	0	0	0	19	30	0.00	0.333					
Aaron Fultz, L ERA: 4.25	1.0		4	1	0	0	1	0	0	0	0	1	0	8	10	0.00	1.000					
Rick White, R ERA: 5.64	1.0		4	1	0	0	0	0	0	0	0	0	0	9	13	0.00	1.000					
Arthur Rhodes, L ERA: 4.73	1.0		5	1	0	0	0	1	0	0	0	1	0	13	24	0.00	2.000					


Philadelphia Phillies @ Toronto Blue Jays  
Rogers Centre, Toronto, ON  
Fri Jun 30 2006, 7:07 PM EDT  
Att: 17,311 - Partly Cloudy - 79 F

AB 33  
R 8  
H 10  
RBI 8  
BB 4  
SO 3  
LOB 14





Batter	1	2	3	4	5	6	7	8	9	AB R H RBI BB SO LOB	TOP										
11 Jimmy Rollins, S OBP: 0.322, SLG: 0.428	1-3 K		4-0 BB		0-2 G3		0-0 26 1B 3B		1-1 2B	4 1 2 1 1 1 0	<p>Philadelphia Phillies @ Toronto Blue Jays Rogers Centre, Toronto, ON Sat Jul 01 2006, 4:07 PM EDT Att: 24,248 - Partly Cloudy - 84 F</p> <p>livebaseballscorecards.com</p> <p>AB 36 R 2 H 9 RBI 2 BB 2 SO 12 LOB 15</p> 										
26 Chase Utley, L OBP: 0.365, SLG: 0.503	3-2 L9		1-2 1B		3-3 K		2-1 1B		1-3 K	5 0 2 1 0 2 1											
Bobby Abreu, L OBP: 0.441, SLG: 0.466	1-0 G6-3		2-1 L9		1-2 G4-3		0-1 1B		0-3 K	5 0 1 0 0 1 3											
6 Ryan Howard, L OBP: 0.353, SLG: 0.607		2-3 K		4-2 HBP BB		2-3 K		0-0 F7		3 0 0 0 1 2 2											
Pat Burrell, R OBP: 0.375, SLG: 0.529		3-2 F9		0-0 F7		0-0 1B		2-1 F8		4 0 1 0 0 0 1											
David Dellucci, L OBP: 0.366, SLG: 0.633		1-1 2B		0-0 F7		2-3 K		3-2 1B		4 0 2 0 0 1 2											
Aaron Rowand, R OBP: 0.319, SLG: 0.440		1-3 K		1-2 HBP				1-3 K		3 0 0 0 0 3 2											
David Bell, R OBP: 0.326, SLG: 0.347			0-0 F9	2-2 F7			0-1 11 3B 1B		1-3 K	4 1 1 0 0 1 3											
27 Chris Coste, R OBP: 0.281, SLG: 0.290			2-2 P5		1-1 F7		1-1 F8		0-3 K	4 0 0 0 0 1 1											
<b>Inning Stats</b>	R: 0 E: 0 K: 1 S: 7	H: 0 LOB: 0 BB: 0 P: 12	R: 0 E: 0 K: 2 S: 11	H: 1 LOB: 1 BB: 0 P: 18	R: 0 E: 0 K: 0 S: 9	H: 1 LOB: 2 BB: 1 P: 18	R: 0 E: 0 K: 0 S: 12	H: 0 LOB: 0 BB: 0 P: 19	R: 0 E: 0 K: 1 S: 8	H: 1 LOB: 0 BB: 0 P: 12		R: 2 E: 0 K: 1 S: 13	H: 4 LOB: 2 BB: 0 P: 17	R: 0 E: 0 K: 2 S: 12	H: 1 LOB: 1 BB: 0 P: 19	R: 0 E: 0 K: 3 S: 12	H: 1 LOB: 1 BB: 0 P: 14	1B: 6 2B: 2 3B: 1 HR: 0	SF: 0 SAC: 0 DP: 0 HBP: 1	WP: 0 PB: 0 SB: 0 CS: 0	PA: 39
<b>PITCHER</b>	IP WLS BF H R ER SO BB IBB HBP BLK WP HR S P ERA WHIP	<p>48 Ty Taubenheim, R (1, 1) 5.0 20 2 0 0 4 2 0 0 0 0 0 47 79 0.00 0.800</p> <p>37 Scott Downs, L (6, 1) 1.0 W 4 1 0 0 2 0 0 0 0 0 0 0 11 16 0.00 1.000</p> <p>Justin Speier, R (7, 1) 0.2 H 4 2 2 2 1 0 0 0 0 0 0 8 10 27.00 3.000</p> <p>Scott Schoeneweis, L (7, 1) 0.1 H 3 2 0 0 0 0 0 0 0 0 0 5 7 0.00 6.000</p> <p>Pete Walker, R (8, 1) 0.1 H 2 1 0 0 0 0 0 0 0 0 0 5 10 0.00 3.000</p>										<p>52 B.J. Ryan, L (8, 1) 1.2 S 6 1 0 0 5 0 0 0 0 0 0 0 19 23 0.00 0.600</p>									

Batter	1	2	3	4	5	6	7	8	9	AB R H RBI BB SO LOB	BOTTOM										
3 Reed Johnson, R OBP: 0.461, SLG: 0.525	3-2 G4-3		2-0 G4-3		1-2 G6-3 1B		1-2 9 WP 1B		1-0 1B	5 1 3 0 0 0 0	<p>Philadelphia Phillies @ Toronto Blue Jays Rogers Centre, Toronto, ON Sat Jul 01 2006, 4:07 PM EDT Att: 24,248 - Partly Cloudy - 84 F</p> <p>livebaseballscorecards.com</p> <p>AB 34 R 5 H 12 RBI 4 BB 4 SO 5 LOB 16</p> 										
Frank Catalanotto, L OBP: 0.439, SLG: 0.503	1-0 9 G6-3 1B		1-2 F7		0-0 G6-3		1-0 9 1B 25 G6-4-3 1B		1-1 G6-3	5 1 2 0 0 0 3											
9 Gregg Zaun, S OBP: 0.400, SLG: 0.552	3-2 G6-3		4-2 25 FC6-4 BB		1-1 G3		1-0 25 G6-4-3 1B		1-3 2-H 1B	3 0 1 1 1 0 2											
25 Troy Glaus, R OBP: 0.350, SLG: 0.542	3-2 F9		1-1 FC6-4		2-2 HR		3-2 G6-4-3		1-2 1B	4 1 1 1 0 0 3											
17 Lyle Overbay, L OBP: 0.378, SLG: 0.524		0-0 2B		0-0 G4-3		1-1 F8		1-0 1B		4 0 2 0 0 0 0											
Shea Hillenbrand, R OBP: 0.354, SLG: 0.492		1-3 K		1-2 G4-3		3-2 HR 1B		1-3 K2-3		3 1 1 0 0 1 1											
6 John McDonald, R OBP: 0.297, SLG: 0.242										1 0 0 0 0 1 1											
Eric Hinske, L OBP: 0.385, SLG: 0.545		4-1 BB		1-1 2B		2-2 1-H HR		4-2 G6-4-3 BB		2 1 2 2 2 0 0											
Bengie Molina, R OBP: 0.346, SLG: 0.433		2-3 K		0-2 G5-3		1-3 K		0-0 G6-4-3		4 0 0 0 0 2 4											
2 Aaron Hill, R OBP: 0.332, SLG: 0.375		3-2 L9			0-0 F8		1-2 K		4-1 3 1B BB	3 0 0 0 1 1 2											
<b>Inning Stats</b>	R: 0 E: 0 K: 0 S: 13	H: 1 LOB: 1 BB: 0 P: 23	R: 0 E: 0 K: 2 S: 14	H: 1 LOB: 2 BB: 1 P: 24	R: 0 E: 0 K: 0 S: 10	H: 0 LOB: 1 BB: 1 P: 18	R: 0 E: 0 K: 0 S: 10	H: 1 LOB: 1 BB: 0 P: 12	R: 0 E: 0 K: 0 S: 7	H: 1 LOB: 1 BB: 0 P: 9	R: 3 E: 0 K: 2 S: 19	H: 3 LOB: 0 BB: 0 P: 29	R: 2 E: 0 K: 1 S: 13	H: 4 LOB: 1 BB: 0 P: 20	R: 0 E: 0 K: 0 S: 7	H: 1 LOB: 2 BB: 2 P: 17	1B: 8 2B: 2 3B: 0 HR: 2	SF: 0 SAC: 0 DP: 2 HBP: 0	WP: 1 PB: 0 SB: 0 CS: 0	PA: 38	
<b>PITCHER</b>	IP WLS BF H R ER SO BB IBB HBP BLK WP HR S P ERA WHIP	<p>Cory Lidle, R (1, 1) 6.0 L 27 7 3 3 4 2 0 0 0 0 1 0 9 15 27.00 4.500</p> <p>Rick White, R (7, 1) 0.2 4 3 2 2 0 0 0 0 0 0 0 9 15 27.00 4.500</p> <p>Rheal Cormier, L (7, 1) 1.1 7 2 0 0 1 2 0 0 0 0 0 0 11 22 0.00 3.000</p>										<p>PITCHER</p>									

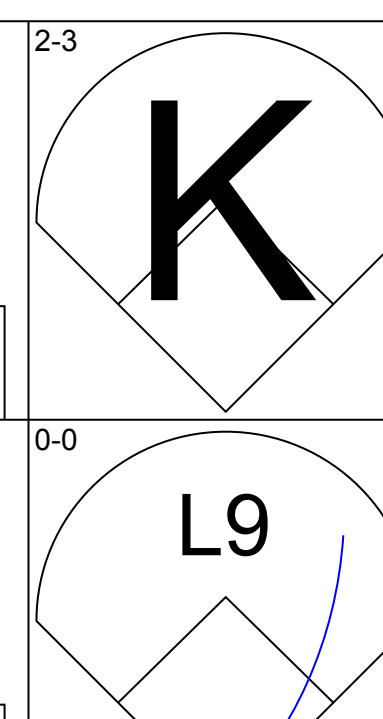
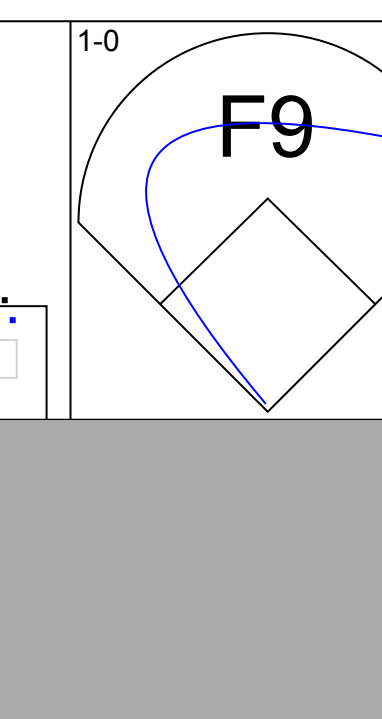
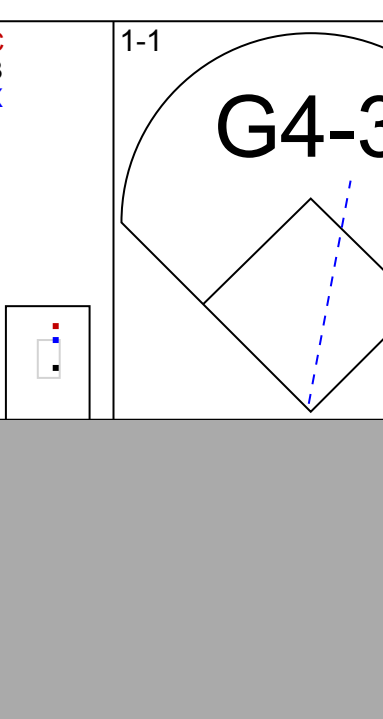
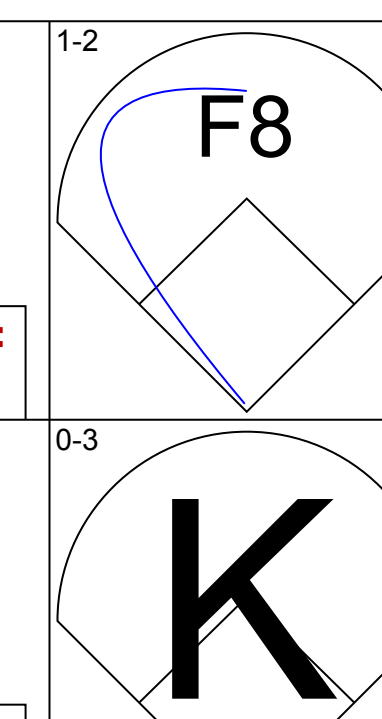
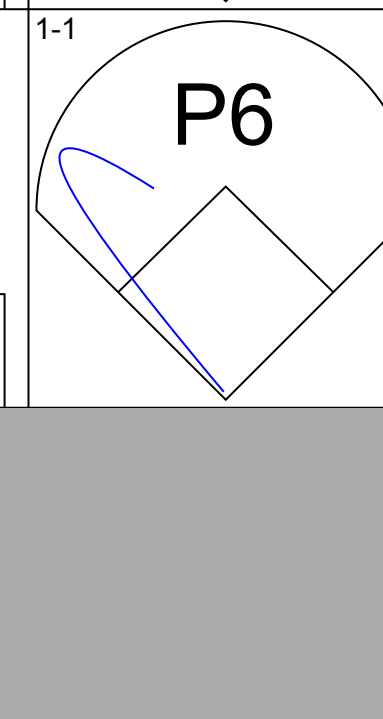
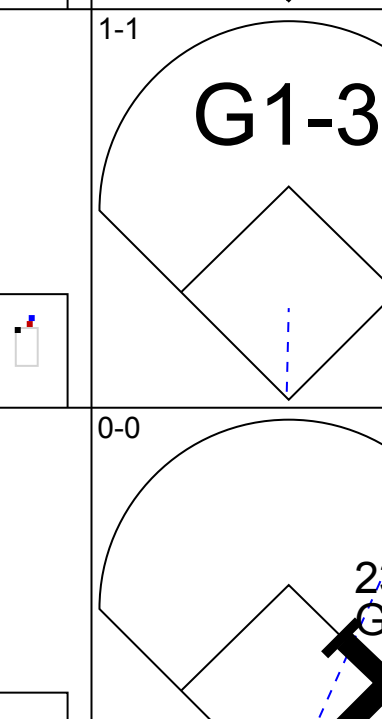
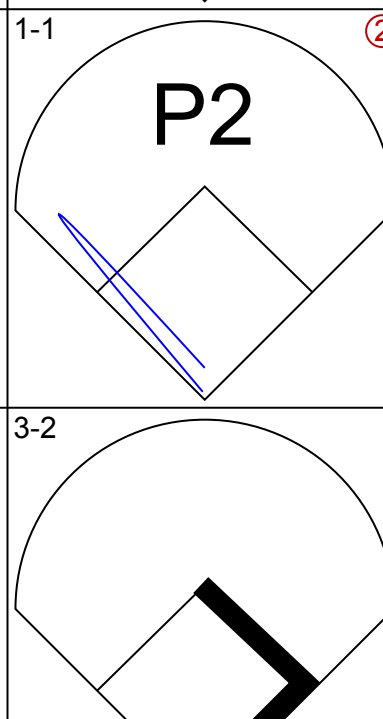

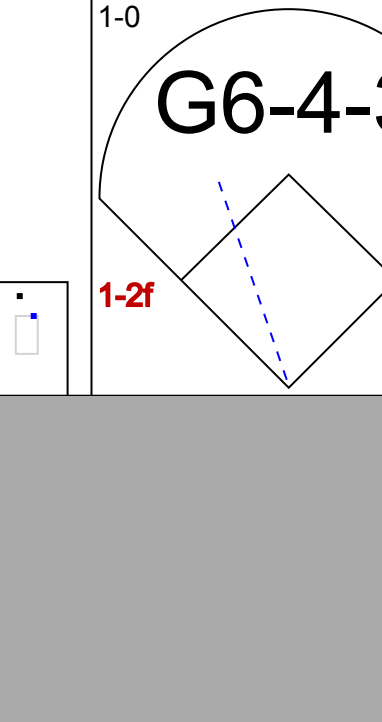
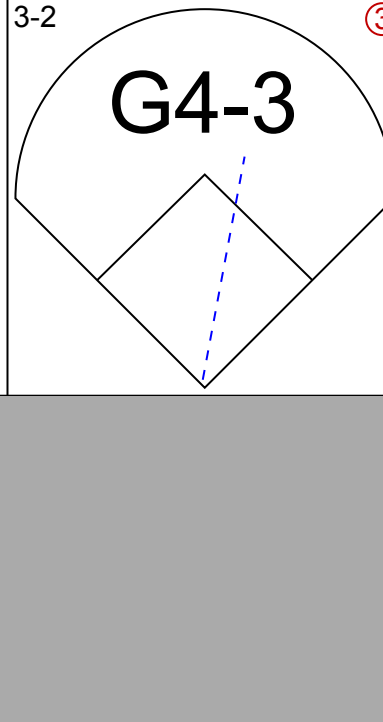
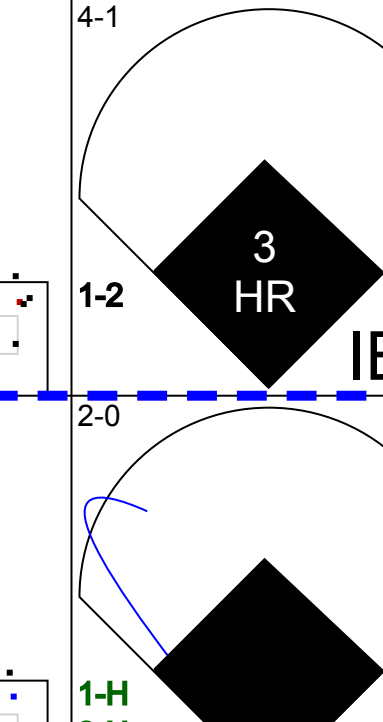
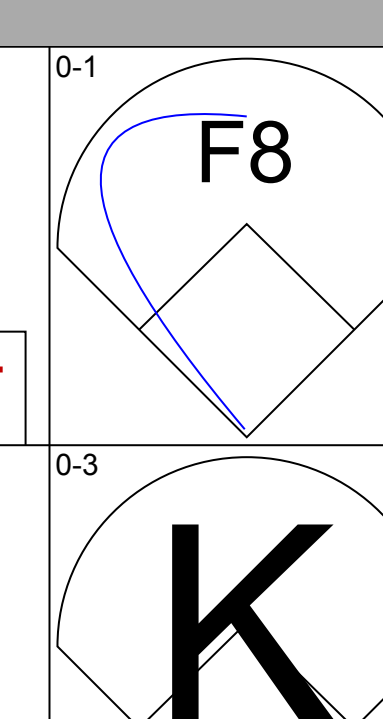
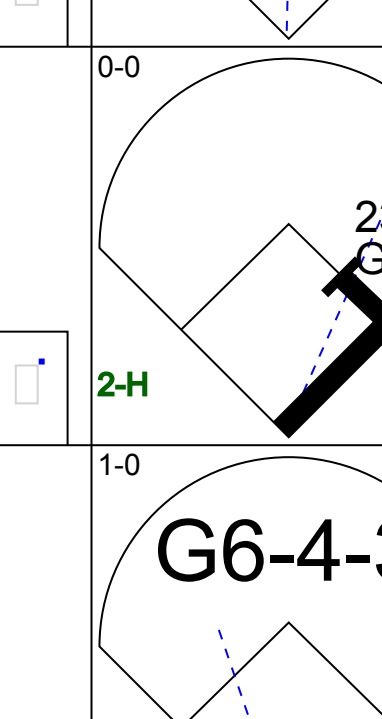
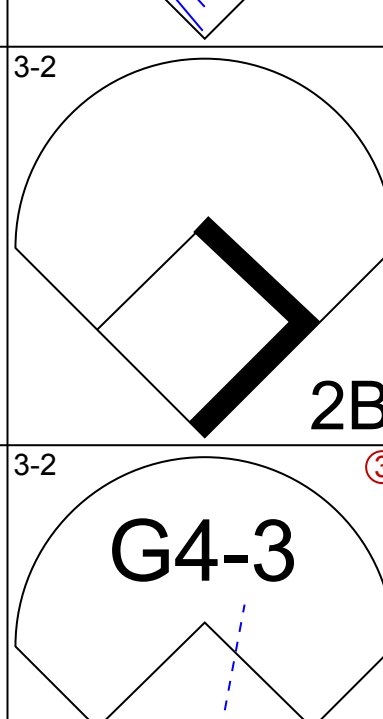
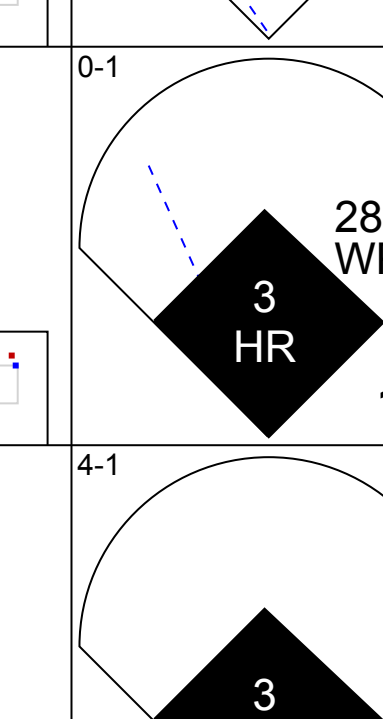
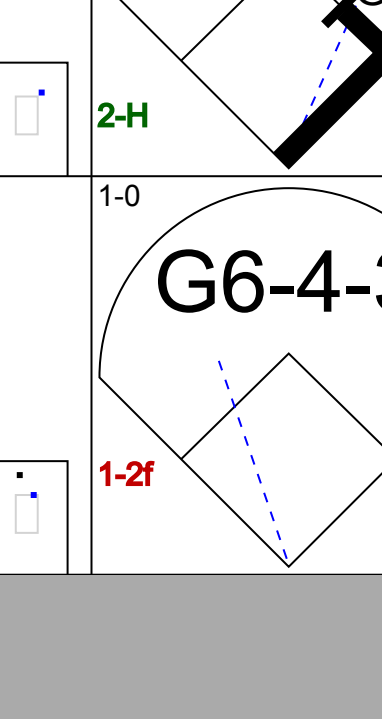

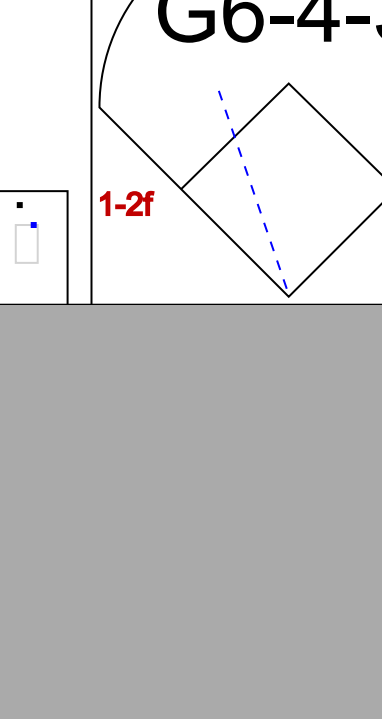
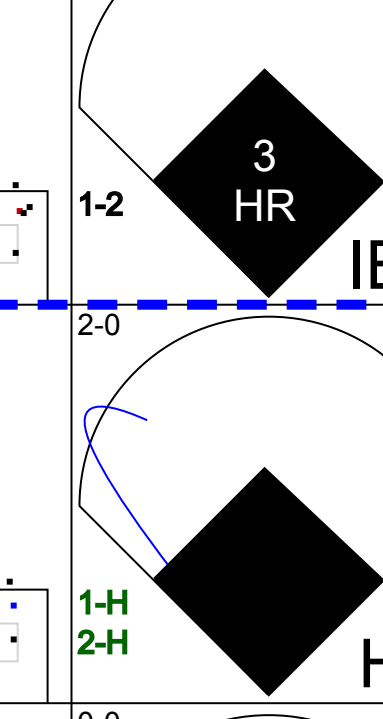
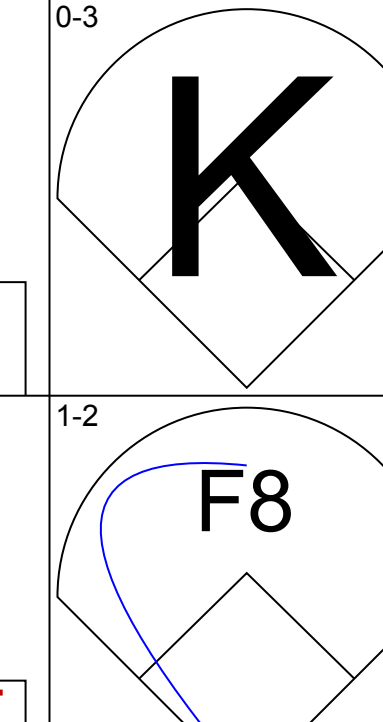
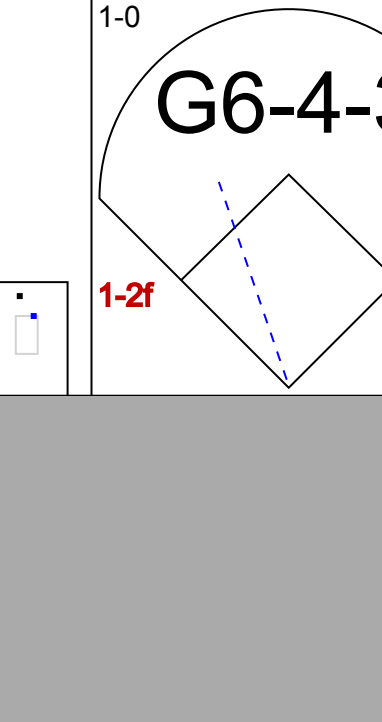
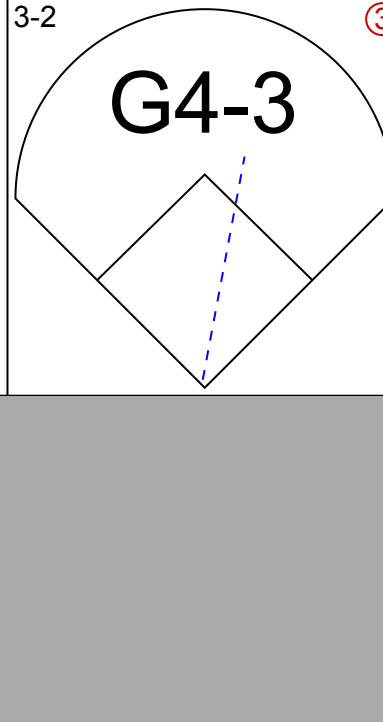
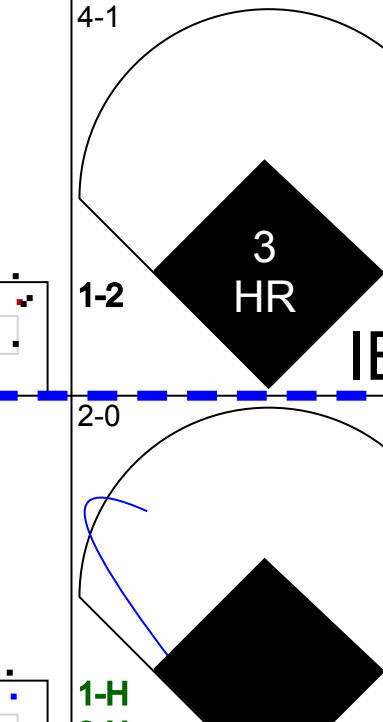
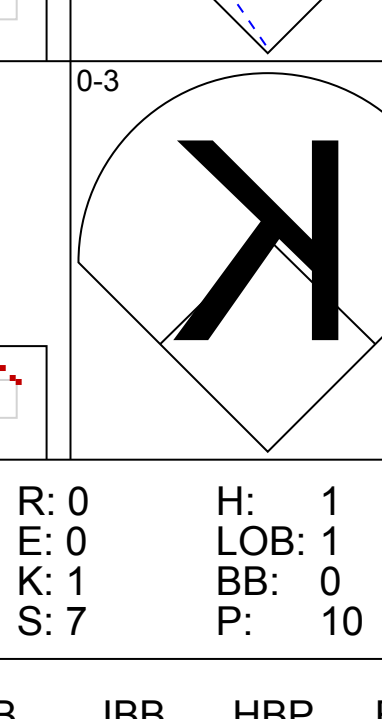








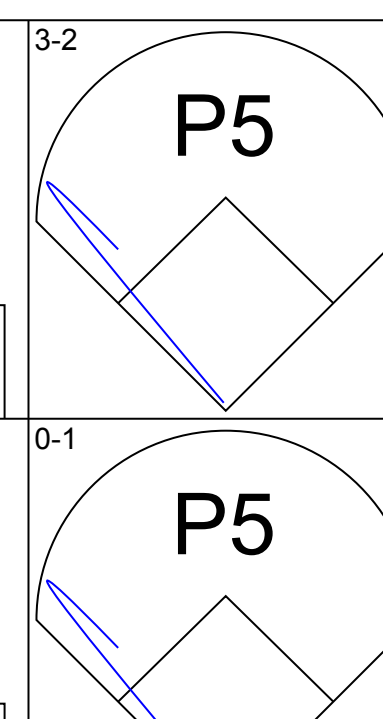
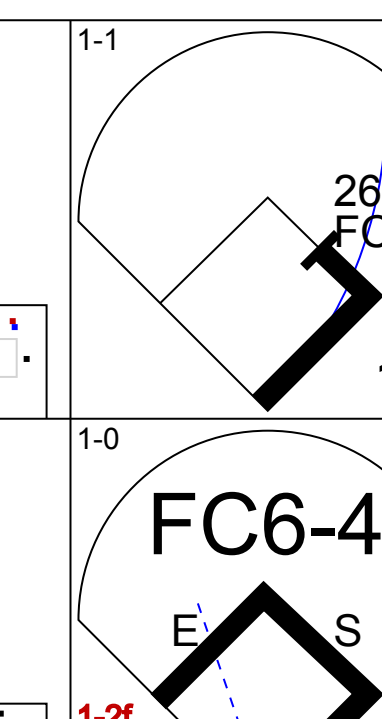
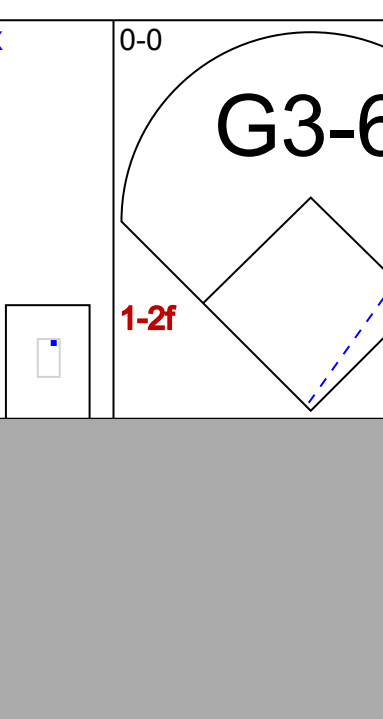
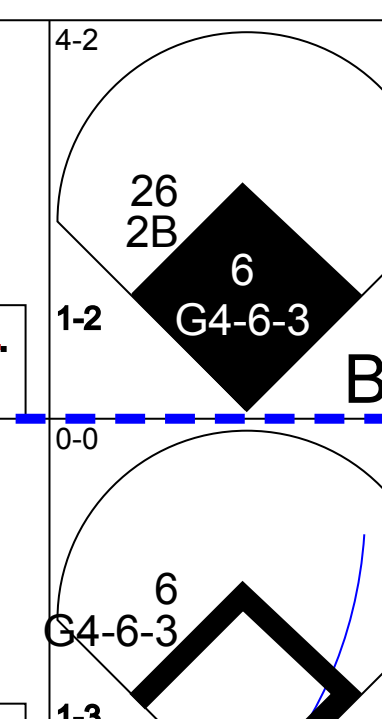
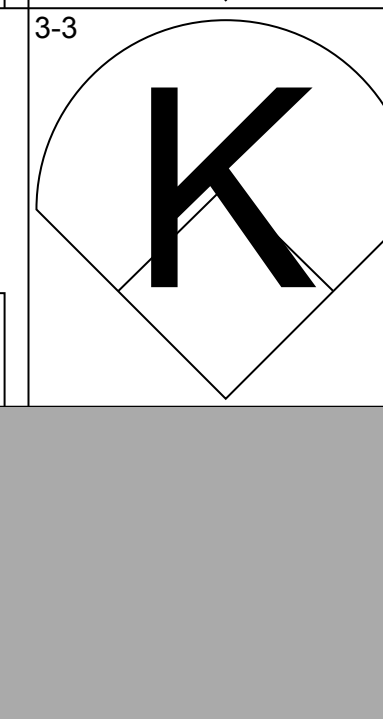
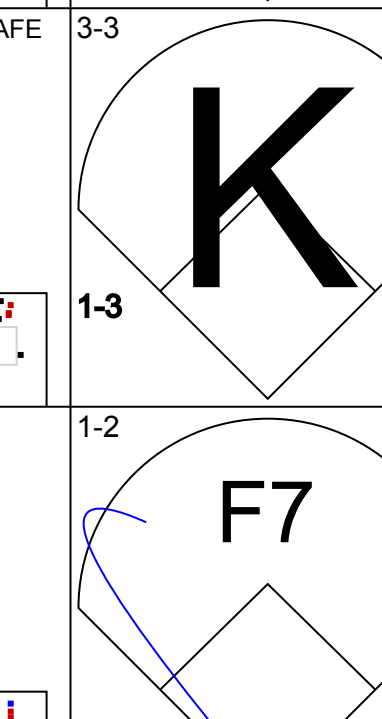
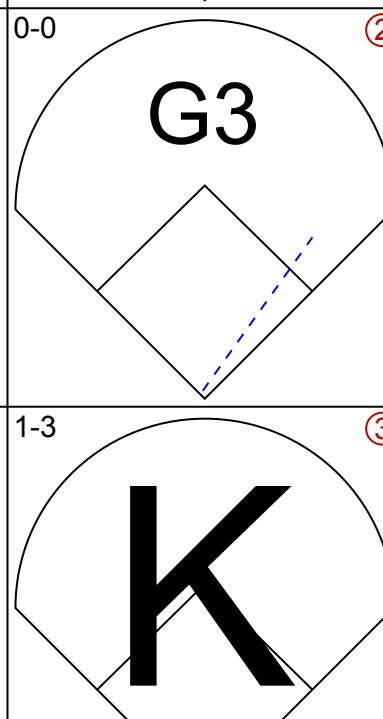
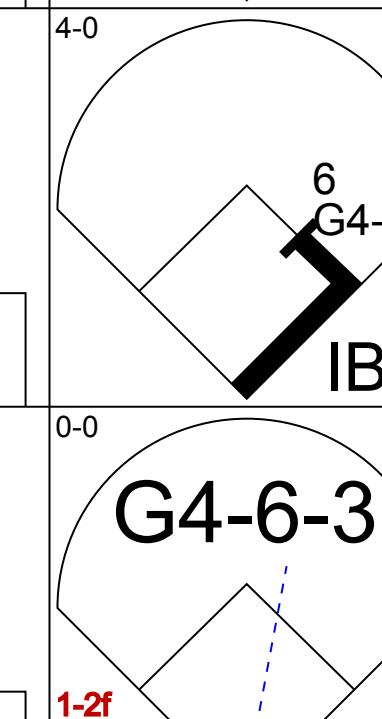



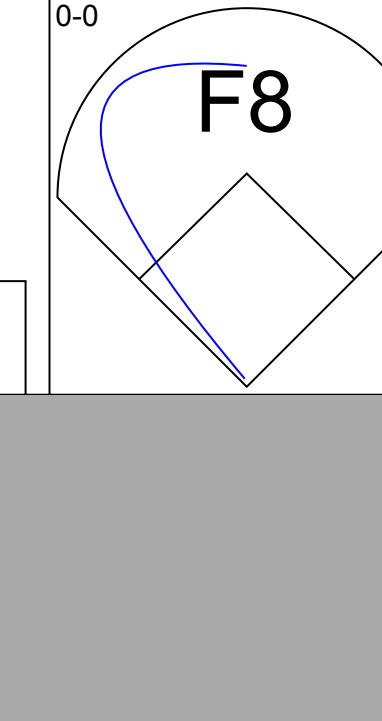
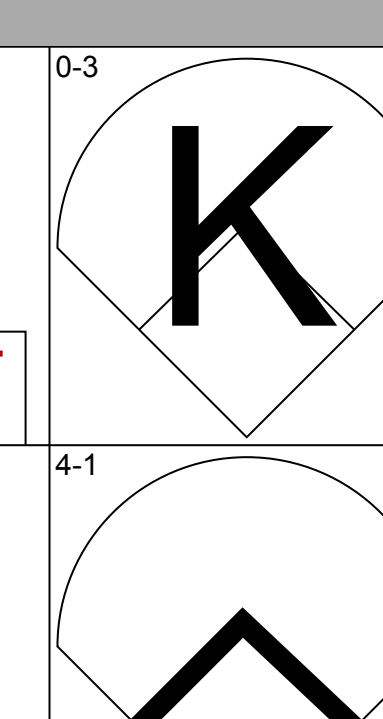
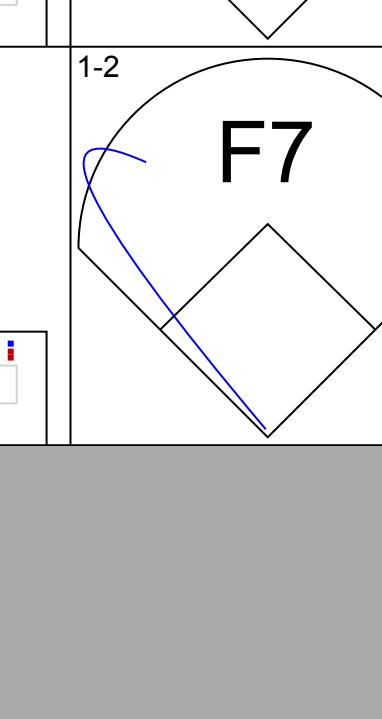

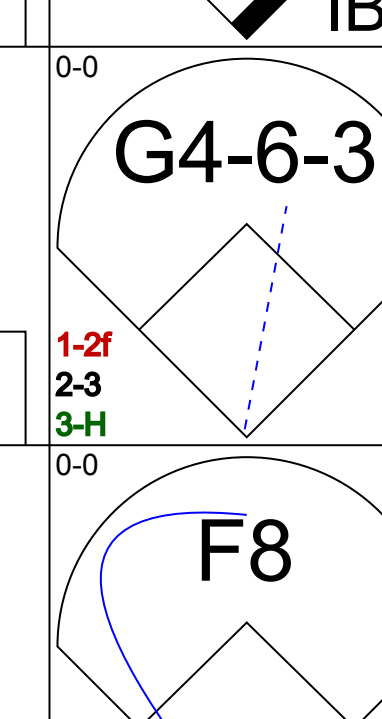
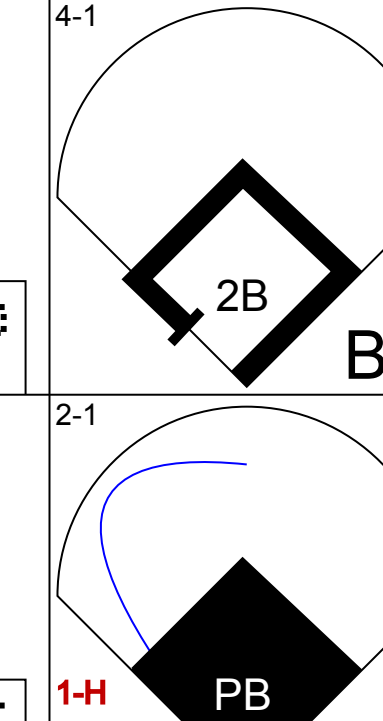

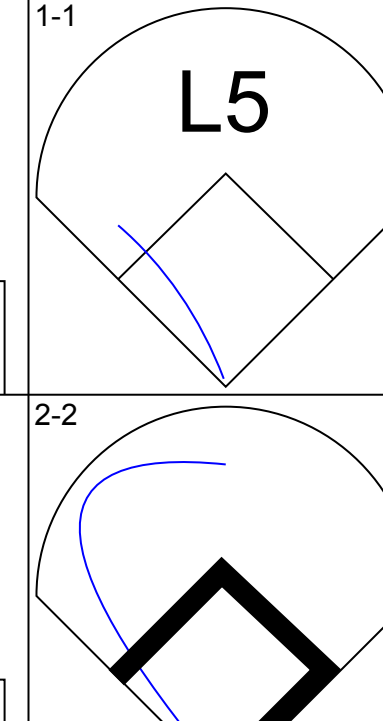
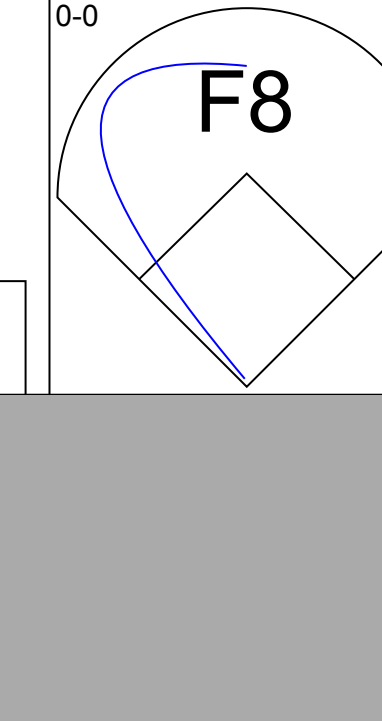
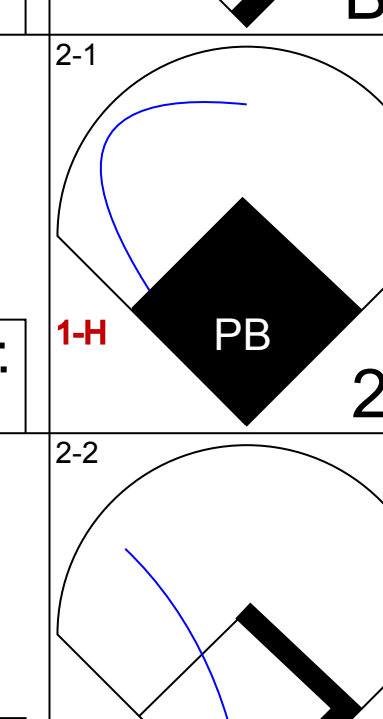

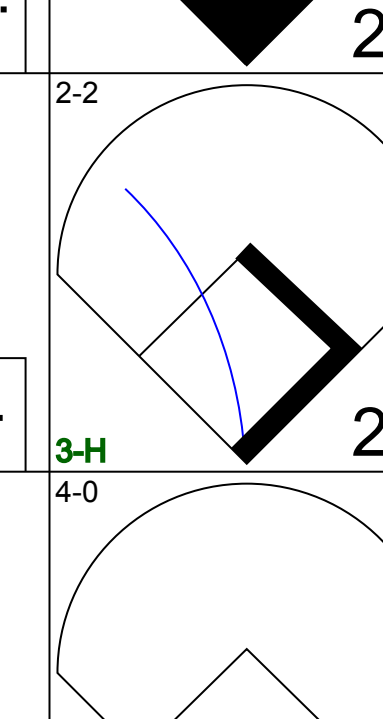
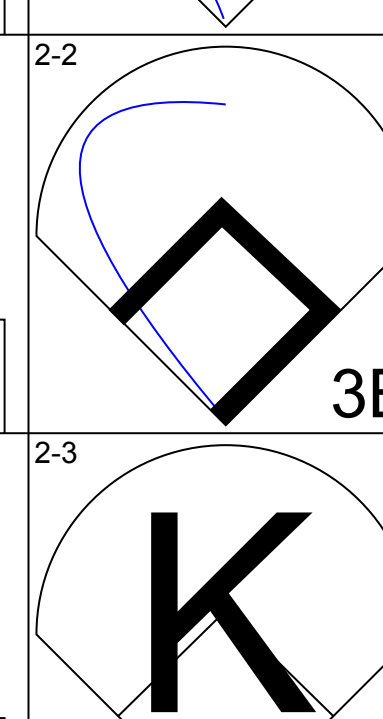

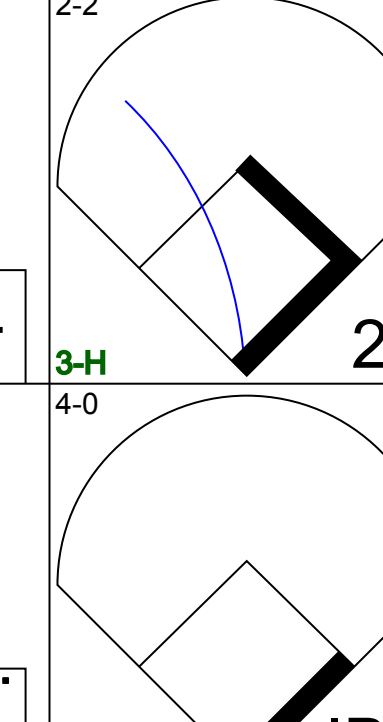

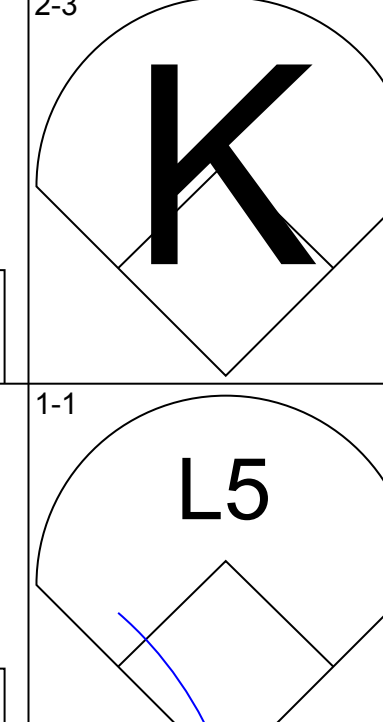
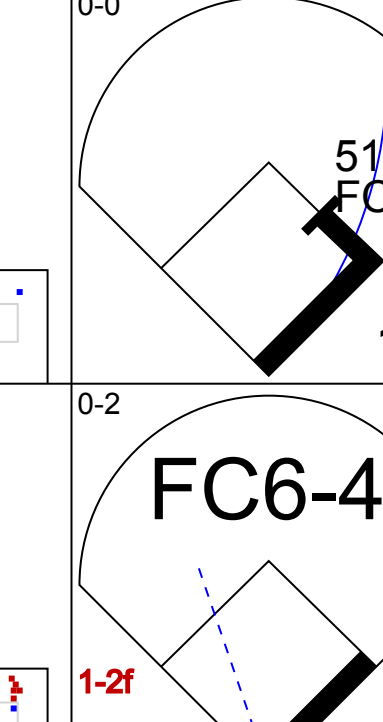
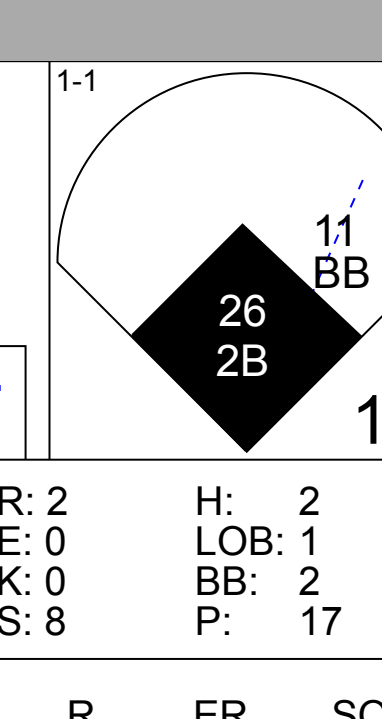


Batter	1	2	3	4	5	6	7	8	9	AB	R	H	RBI	BB	SO	LOB	TOP				
<b>Dave Roberts, L</b> (1, 7) OBP: 0.359, SLG: 0.424										4	0	0	0	0	1	1					
<b>Mike Cameron, R</b> (1, 8) OBP: 0.343, SLG: 0.426										4	1	1	0	0	1	0					
<b>24 Brian Giles, L</b> (1, 9) OBP: 0.387, SLG: 0.371										4	0	0	0	0	0	1					
<b>Mike Piazza, R</b> (1, 2) OBP: 0.343, SLG: 0.491										4	0	3	1	0	0	0					
<b>Eric Young Sr., R</b> (9, PR) OBP: 0.294, SLG: 0.311										0	1	0	0	0	0	0					
<b>Trevor Hoffman, R</b> (9, 1)										0	0	0	0	0	0	0					
<b>23 Adrián González, L</b> (1, 3) OBP: 0.313, SLG: 0.440										3	0	0	0	0	1	2					
<b>28 Josh Bard, S</b> (9, PH) OBP: 0.436, SLG: 0.588										0	1	0	0	1	0	0					
<b>3 Khalil Greene, R</b> (1, 6) OBP: 0.314, SLG: 0.415										4	2	2	3	0	0	0					
<b>Vinny Castilla, R</b> (1, 5) OBP: 0.266, SLG: 0.329										4	0	1	0	0	0	2					
<b>Josh Barfield, R</b> (1, 4) OBP: 0.305, SLG: 0.380										4	0	1	0	0	0	2					
<b>44 Jake Peavy, R</b> (1, 1) OBP: 0.125, SLG: 0.250																					
<b>Scott Linebrink, R</b> (8, 1)																					
<b>Mark Bellhorn, S</b> (9, PH) OBP: 0.283, SLG: 0.413										3	1	1	2	0	2	1					
<b>Inning Stats</b>	R: 0 E: 0 K: 1 S: 6	H: 0 LOB: 0 BB: 0 P: 9	R: 0 E: 0 K: 1 S: 8	H: 0 LOB: 0 BB: 0 P: 9	R: 0 E: 0 K: 1 S: 7	H: 1 LOB: 1 BB: 0 P: 10	R: 1 E: 0 K: 0 S: 6	H: 2 LOB: 0 BB: 0 P: 9	R: 2 E: 0 K: 0 S: 10	H: 2 LOB: 0 BB: 0 P: 13	R: 0 E: 0 K: 0 S: 17	H: 1 LOB: 1 BB: 0 P: 27	R: 0 E: 0 K: 0 S: 10	H: 0 LOB: 0 BB: 0 P: 12	R: 0 E: 0 K: 2 S: 11	H: 0 LOB: 0 BB: 0 P: 12	R: 3 E: 0 K: 1 S: 11	H: 3 LOB: 2 BB: 1 P: 18	1B: 5 2B: 2 3B: 0 HR: 2	SF: 0 SAC: 0 DP: 1 HBP: 0	WP: 1 PA: 36 PB: 0 SB: 1 CS: 0
<b>PITCHER</b>	IP	WLS	BF	H	R	ER	SO	BB	IBB	HBP	BLK	WP	HR	S	P	ERA	WHIP				
<b>47 Scott Mathieson, R</b> (1, 1) ERA: 5.48	8.0		29	6	3	3	5	0	0	0	0	0	1	75	101	3.38	0.750				
<b>Arthur Rhodes, L</b> (9, 1) ERA: 5.4	0.1	L	3	1	2	2	0	0	1	0	0	1	0	5	9	54.00	3.000				
<b>45 Tom Gordon, R</b> (9, 1) ERA: 2.23	0.2		4	2	1	1	1	0	0	0	0	0	1	6	9	13.50	3.000				

**San Diego Padres @ Philadelphia Phillies**  
Citizens Bank Park, Philadelphia, PA  
Wed Jul 05 2006, 7:05 PM EDT  
Att: 40,230 - Overcast - 77 F

AB	35
R	6
H	9
RBI	6
BB	1
SO	6
LOB	10



Batter	1	2	3	4	5	6	7	8	9	AB	R	H	RBI	BB	SO	LOB	BOTTOM				
<b>11 Jimmy Rollins, S</b> (1, 6) OBP: 0.323, SLG: 0.425										3	1	1	0	1	0	1					
<b>26 Chase Utley, L</b> (1, 4) OBP: 0.373, SLG: 0.517										4	0	1	1	0	1	1					
<b>Bobby Abreu, L</b> (1, 9) OBP: 0.440, SLG: 0.467										3	0	0	0	1	2	1					
<b>6 Ryan Howard, L</b> (1, 3) OBP: 0.347, SLG: 0.599										4	0	0	0	0	2	3					
<b>Pat Burrell, R</b> (1, 7) OBP: 0.377, SLG: 0.516										3	0	0	0	1	1	1					
<b>Arthur Rhodes, L</b> (9, 1)										0	0	0	0	0	0	0					
<b>45 Tom Gordon, R</b> (9, 1)										0	0	0	0	0	0	0					
<b>Aaron Rowand, R</b> (1, 8) OBP: 0.318, SLG: 0.446										4	1	2	0	0	1	0					
<b>David Bell, R</b> (1, 5) OBP: 0.333, SLG: 0.359										4	0	2	0	0	1	1					
<b>51 Carlos Ruiz, R</b> (1, 2) OBP: 0.205, SLG: 0.244										3	0	0	0	1	0	2					
<b>47 Scott Mathieson, R</b> (1, 1) OBP: 0.250, SLG: 0.250																					
<b>8 Shane Victorino, S</b> (8, PH) OBP: 0.340, SLG: 0.438										2	0	1	0	0	1	2					
<b>Inning Stats</b>	R: 0 E: 0 K: 1 S: 10	H: 0 LOB: 0 BB: 0 P: 16	R: 1 E: 0 K: 2 S: 13	H: 2 LOB: 2 BB: 2 P: 26	R: 0 E: 1 K: 1 S: 10	H: 1 LOB: 1 BB: 0 P: 16	R: 0 E: 0 K: 2 S: 10	H: 0 LOB: 0 BB: 0 P: 15	R: 0 E: 0 K: 0 S: 5	H: 1 LOB: 0 BB: 0 P: 6	R: 0 E: 0 K: 2 S: 8	H: 0 LOB: 0 BB: 0 P: 11	R: 0 E: 0 K: 1 S: 12	H: 1 LOB: 1 BB: 0 P: 18	R: 2 E: 0 K: 0 S: 8	H: 2 LOB: 1 BB: 2 P: 17	R: 0 E: 0 K: 0 S: 18	H: 1 LOB: 1 BB: 0 P: 19	1B: 4 2B: 3 3B: 1 HR: 0	SF: 0 SAC: 0 DP: 2 HBP: 0	WP: 0 PA: 36 PB: 1 SB: 1 CS: 0
<b>PITCHER</b>	IP	WLS	BF	H	R	ER	SO	BB	IBB	HBP	BLK	WP	HR	S	P	ERA	WHIP				
<b>44 Jake Peavy, R</b> (1, 1) ERA: 4.46	7.0		28	6	3	3	9	2	1	0	0	0	0	73	118	3.86	1.143				
<b>Scott Linebrink, R</b> (8, 1) ERA: 2.95	1.0	W	4	1	0	0	0	0	1	0	0	0	0	3	7	0.00	1.000				
<b>Trevor Hoffman, R</b> (9, 1) ERA: 1.13	1.0	S	4	1	0	0	0	0	0	0	0	0	0	18	19	0.00	1.000				

**San Diego Padres @ Philadelphia Phillies**  
Citizens Bank Park, Philadelphia, PA  
Wed Jul 05 2006, 7:05 PM EDT  
Att: 40,230 - Overcast - 77 F

AB	32
R	3
H	8
RBI	1
BB	4
SO	9
LOB	13





Batter	1	2	3	4	5	6	7	8	9	AB	R	H	RBI	BB	SO	LOB	TOP										
Dave Roberts, L (1.7)	B1-3		G4-3		G4-3		G4-3			3	2	1	0	2	0	1	<b>San Diego Padres @ Philadelphia Phillies</b> Citizens Bank Park, Philadelphia, PA Thu Jul 06 2006, 7:05 PM EDT Att: 30,261 - Cloudy - 76 F										
Mike Cameron, R (1.8)	F8		F8		F8		F8			4	1	1	0	1	1	4											
24 Brian Giles, L (1.9)	L7		G4-3		G4-3		G4-3			4	1	1	1	1	0	2											
Mike Piazza, R (1.2)	E6				G6-3					3	0	1	1	0	0	3											
28 Josh Bard, S (5.2)										2	0	1	0	0	0	3											
23 Adrián González, L (1.3)	L7									5	0	1	1	0	1	3											
3 Khalil Greene, R (1.6)			G4-3		P6					4	0	1	0	1	0	0											
Vinny Castilla, R (1.5)			K		L7-4					5	1	1	0	0	3	4											
Josh Barfield, R (1.4)										4	0	4	1	0	0	0											
Chan Ho Park, R (1.1)										2	0	0	0	0	2	2											
Geoff Blum, S (8, PH)										1	0	0	0	0	0	1											
Scott Linebrink, R (8.1)										0	0	0	0	0	0	0											
Trevor Hoffman, R (9.1)										0	0	0	0	0	0	0											
<b>Inning Stats</b>	R: 0 E: 1 K: 0 S: 8	H: 1 LOB: 2 BB: 0 P: 12	R: 0 E: 0 K: 2 S: 11	H: 1 LOB: 1 BB: 0 P: 15	R: 1 E: 0 K: 0 S: 8	H: 1 LOB: 1 BB: 1 P: 16	R: 1 E: 0 K: 1 S: 10	H: 2 LOB: 1 BB: 0 P: 14	R: 3 E: 0 K: 0 S: 14	H: 3 LOB: 1 BB: 0 P: 25	R: 0 E: 0 K: 0 S: 7	H: 1 LOB: 1 BB: 0 P: 13	R: 0 E: 0 K: 2 S: 18	H: 2 LOB: 2 BB: 0 P: 25	R: 0 E: 1 K: 1 S: 10	H: 1 LOB: 3 BB: 2 P: 22	R: 0 E: 0 K: 1 S: 9	H: 0 LOB: 0 BB: 0 P: 14	1B: 8 2B: 5 3B: 0 HR: 0	SF: 0 SAC: 1 DP: 1 HBP: 0	WP: 1 PB: 0 SB: 2 CS: 0	PA: 43					
<b>PITCHER</b>	IP	WLS	BF	H	R	ER	SO	BB	IBB	HBP	BLK	WP	HR	S	P	ERA	WHIP	<b>PITCHER</b>									
63 Ryan Madson, R (1.1)	5.0	L	25	8	5	5	3	3	0	0	0	1	0	51	82	9.00	2.200										
52 Fabio Castro, L (6.1)	1.0		4	1	0	0	0	0	0	0	0	0	0	7	13	0.00	1.000										
Aaron Fultz, L (7.1)	0.2		3	1	0	0	1	0	0	0	0	0	0	12	18	0.00	1.500										
Geoff Geary, R (7.1)	1.0		6	2	0	0	2	1	0	0	0	0	0	14	22	0.00	3.000										
Rheal Cormier, L (8.1)	1.1		5	0	0	0	1	1	0	0	0	0	0	11	21	0.00	0.750										
<b>Batter</b>	<b>1</b>	<b>2</b>	<b>3</b>	<b>4</b>	<b>5</b>	<b>6</b>	<b>7</b>	<b>8</b>	<b>9</b>	<b>AB</b>	<b>R</b>	<b>H</b>	<b>RBI</b>	<b>BB</b>	<b>SO</b>	<b>LOB</b>	<b>BOTTOM</b>										
11 Jimmy Rollins, S (1.6)	L5		P6		G3				G4-3	5	0	0	0	0	1	3	<b>San Diego Padres @ Philadelphia Phillies</b> Citizens Bank Park, Philadelphia, PA Thu Jul 06 2006, 7:05 PM EDT Att: 30,261 - Cloudy - 76 F										
26 Chase Utley, L (1.4)										4	2	2	1	0	1	0											
Bobby Abreu, L (1.9)										3	0	1	1	1	0	0											
6 Ryan Howard, L (1.3)										4	0	2	0	0	2	1											
Pat Burrell, R (1.7)										3	0	0	1	1	2	1											
Aaron Rowand, R (1.8)										4	0	0	0	0	0	3											
David Bell, R (1.5)										4	0	1	0	0	1	3											
51 Carlos Ruiz, R (1.2)										3	0	2	0	0	0	0											
Abraham Nunez, S (9, PH)										1	0	0	0	0	1	0											
63 Ryan Madson, L (1.1)										2	1	1	0	0	0	1											
52 Fabio Castro, L (6.1)										0	0	0	0	0	0	0											
8 Shane Victorino, S (6, PH)										1	0	0	0	0	1	2											
Aaron Fultz, L (7.1)										0	0	0	0	0	0	0											
Geoff Geary, R (7.1)										0	0	0	0	0	0	0											
Rheal Cormier, L (8.1)										1	0	0	0	0	0	0											
David Dellucci, L (9, PH)										1	0	0	0	0	0	0											
<b>Inning Stats</b>	R: 1 E: 0 K: 0 S: 18	H: 2 LOB: 3 BB: 2 P: 33	R: 2 E: 0 K: 1 S: 14	H: 3 LOB: 0 BB: 0 P: 25	R: 0 E: 0 K: 1 S: 6	H: 0 LOB: 0 BB: 0 P: 9	R: 0 E: 0 K: 0 S: 5	H: 1 LOB: 0 BB: 0 P: 6	R: 0 E: 0 K: 2 S: 12	H: 2 LOB: 2 BB: 0 P: 16	R: 0 E: 0 K: 1 S: 12	H: 0 LOB: 0 BB: 0 P: 18	R: 0 E: 0 K: 2 S: 8	H: 0 LOB: 0 BB: 0 P: 12	R: 0 E: 0 K: 1 S: 6	H: 0 LOB: 0 BB: 0 P: 8	1B: 7 2B: 3 3B: 0 HR: 0	SF: 0 SAC: 0 DP: 1 HBP: 0	WP: 0 PB: 0 SB: 1 CS: 0	PA: 37							
<b>PITCHER</b>	IP	WLS	BF	H	R	ER	SO	BB	IBB	HBP	BLK	WP	HR	S	P	ERA	WHIP	<b>PITCHER</b>									
Chan Ho Park, R (1.1)	7.0	W	31	9	3	3	6	2	0	0	0	0	0	75	119	3.86	1.571										
Scott Linebrink, R (8.1)	1.0	H	3	0	0	0	2	0	0	0	0	0	0	8	12	0.00	0.000										
Trevor Hoffman, R (9.1)	1.0	S	3	0	0	0	1	0	0	0	0	0	0	6	8	0.00	0.000										



Batter	1	2	3	4	5	6	7	8	9	AB	R	H	RBI	BB	SO	LOB	TOP					
13 Nate McLouth, L OBP: 0.309, SLG: 0.372										3	2	2	0	0	1	0						
2 Jack Wilson, R OBP: 0.296, SLG: 0.372										4	0	1	0	0	0	3						
Sean Casey, L OBP: 0.374, SLG: 0.423										3	1	0	1	0	0	2						
Jason Bay, R OBP: 0.390, SLG: 0.525										4	0	1	1	0	1	1						
12 Freddy Sanchez, R OBP: 0.401, SLG: 0.530										2	0	0	1	1	0	0						
Jose Bautista, R OBP: 0.358, SLG: 0.511										4	0	2	0	0	0	1						
Jose Castillo, R OBP: 0.333, SLG: 0.443										4	0	1	0	0	0	1						
26 Ronny Paulino, R OBP: 0.356, SLG: 0.395										4	0	0	0	0	0	3						
45 Ian Snell, R OBP: 0.115, SLG: 0.042										2	0	0	0	1	0	0						
Damaso Marte, L Michael Gonzalez, R										0	0	0	0	0	0	0						
<b>Inning Stats</b>	R: 2 E: 1 K: 0 S: 19	H: 2 LOB: 1 BB: 0 P: 27	R: 0 E: 0 K: 0 S: 11	H: 1 LOB: 2 BB: 1 P: 17	R: 0 E: 0 K: 1 S: 8	H: 0 LOB: 0 BB: 0 P: 13	R: 0 E: 0 K: 0 S: 6	H: 1 LOB: 0 BB: 0 P: 7	R: 1 E: 0 K: 0 S: 9	H: 1 LOB: 1 BB: 0 P: 14	R: 0 E: 0 K: 0 S: 6	H: 0 LOB: 0 BB: 0 P: 10	R: 0 E: 0 K: 1 S: 7	H: 0 LOB: 0 BB: 0 P: 7	R: 0 E: 0 K: 0 S: 5	H: 0 LOB: 1 BB: 1 P: 10	R: 0 E: 0 K: 0 S: 12	H: 2 LOB: 1 BB: 1 P: 21	1B: 5 2B: 2 3B: 0 HR: 0	SF: 2 SAC: 0 DP: 2 HBP: 1	WP: 0 PB: 0 SB: 0 CS: 0	PA: 35
<b>PITCHER</b>	IP WLS BF H R ER SO BB IBB HBP BLK WP HR S P ERA WHIP																					
21 Jon Lieber, R ERA: 5.47	(1, 1) 7.0 L 28 5 3 2 2 1 0 0 1 0 0 0 0 0 66 95 2.57 0.857																					
Rick White, R ERA: 6.09	(8, 1) 2.0 7 2 0 0 0 1 0 0 0 0 0 0 0 0 17 31 0.00 1.500																					

Pittsburgh Pirates @ Philadelphia Phillies  
Citizens Bank Park, Philadelphia, PA  
Fri Jul 07 2006, 7:05 PM EDT  
Att: 45,025 - Partly Cloudy - 79 F

AB 30  
R 3  
H 7  
RBI 3  
BB 2  
SO 2  
LOB 11

Batter	1	2	3	4	5	6	7	8	9	AB	R	H	RBI	BB	SO	LOB	BOTTOM					
11 Jimmy Rollins, S OBP: 0.323, SLG: 0.424										3	1	2	0	1	0	0						
26 Chase Utley, L OBP: 0.373, SLG: 0.522										4	0	1	1	0	1	3						
Bobby Abreu, L OBP: 0.441, SLG: 0.464										1	0	0	1	2	1	1						
6 Ryan Howard, L OBP: 0.345, SLG: 0.590										4	0	0	0	0	3	3						
Aaron Rowand, R OBP: 0.309, SLG: 0.432										4	0	0	0	0	2	2						
David Dellucci, L OBP: 0.351, SLG: 0.594										3	0	0	0	0	0	2						
Pat Burrell, R OBP: 0.374, SLG: 0.508										1	0	0	0	0	1	0						
David Bell, R OBP: 0.331, SLG: 0.356										4	1	1	0	0	0	0						
27 Chris Coste, R OBP: 0.289, SLG: 0.324										3	0	0	0	0	0	1						
21 Jon Lieber, L										1	0	0	0	0	1	0						
8 Shane Victorino, S Rick White, R										1	0	0	0	0	0	0						
<b>Inning Stats</b>	R: 0 E: 0 K: 1 S: 9	H: 1 LOB: 1 BB: 0 P: 11	R: 0 E: 0 K: 1 S: 5	H: 0 LOB: 0 BB: 0 P: 5	R: 0 E: 1 K: 1 S: 15	H: 0 LOB: 1 BB: 0 P: 20	R: 0 E: 0 K: 2 S: 9	H: 0 LOB: 1 BB: 1 P: 15	R: 1 E: 0 K: 0 S: 8	H: 2 LOB: 2 BB: 1 P: 16	R: 0 E: 0 K: 1 S: 9	H: 0 LOB: 1 BB: 1 P: 17	R: 0 E: 0 K: 0 S: 7	H: 0 LOB: 0 BB: 0 P: 9	R: 1 E: 0 K: 2 S: 15	H: 1 LOB: 0 BB: 0 P: 21	R: 0 E: 0 K: 1 S: 8	H: 0 LOB: 0 BB: 0 P: 11	1B: 2 2B: 2 3B: 0 HR: 0	SF: 1 SAC: 1 DP: 0 HBP: 0	WP: 1 PB: 1 SB: 2 CS: 0	PA: 34
<b>PITCHER</b>	IP WLS BF H R ER SO BB IBB HBP BLK WP HR S P ERA WHIP																					
45 Ian Snell, R ERA: 4.74	(1, 1) 7.0 W 27 3 1 1 6 3 0 0 0 0 1 0 0 62 93 1.29 0.857																					
Damaso Marte, L ERA: 2.97	(8, 1) 1.0 H 4 1 1 0 2 0 0 0 0 0 1 0 0 15 21 0.00 1.000																					
Michael Gonzalez, L ERA: 2.6	(9, 1) 1.0 S 3 0 0 0 1 0 0 0 0 0 0 0 0 8 11 0.00 0.000																					

Pittsburgh Pirates @ Philadelphia Phillies  
Citizens Bank Park, Philadelphia, PA  
Fri Jul 07 2006, 7:05 PM EDT  
Att: 45,025 - Partly Cloudy - 79 F

AB 29  
R 2  
H 4  
RBI 2  
BB 3  
SO 9  
LOB 12



Batter	1	2	3	4	5	6	7	8	9	AB	R	H	RBI	BB	SO	LOB	TOP										
<b>José Bautista, R</b> OBP: 0.354, SLG: 0.503 (1, 8)	G5-3		G6-3				F7		K	5	0	1	0	0	1	2	Pittsburgh Pirates @ Philadelphia Phillies Citizens Bank Park, Philadelphia, PA Sat Jul 08 2006, 7:05 PM EDT Att: 37,462 - Partly Cloudy - 78 F										
<b>2 Jack Wilson, R</b> OBP: 0.294, SLG: 0.369 (1, 6)	G6-3		G4-3			P4			G5-3	5	0	1	0	0	0	2											
<b>Sean Casey, L</b> OBP: 0.377, SLG: 0.422 (1, 3)										3	0	1	0	1	0	2											
<b>Jason Bay, R</b> OBP: 0.388, SLG: 0.530 (1, 7)										4	1	1	1	0	2	4											
<b>12 Freddy Sanchez, R</b> OBP: 0.399, SLG: 0.526 (1, 5)										4	0	1	0	0	1	0											
<b>Craig Wilson, R</b> OBP: 0.353, SLG: 0.493 (1, 9)										4	0	0	0	0	1	1											
<b>Jose Castillo, R</b> OBP: 0.335, SLG: 0.445 (1, 4)										3	1	1	0	0	2	0											
<b>26 Ronny Paulino, R</b> OBP: 0.360, SLG: 0.396 (1, 2)										4	0	2	1	0	0	2											
<b>28 Paul Maholm, L</b> OBP: 0.212, SLG: 0.161 (5, PH)										1	0	0	0	0	0	1											
<b>13 Nate McLouth, L</b> OBP: 0.327, SLG: 0.371 (5, 1)										0	0	0	0	0	0	0											
<b>Joe Randa, R</b> OBP: 0.340, SLG: 0.371 (7, PH)										0	0	0	0	0	0	0											
<b>16 Salomon Torres, R</b> OBP: 0.348, SLG: 0.371 (7, 1)										0	0	0	0	0	0	0											
<b>55 Matt Capps, R</b> OBP: 0.277, SLG: 0.419 (8, 1)										0	0	0	0	0	0	0											
<b>Jeromy Bumitz, L</b> OBP: 0.277, SLG: 0.419 (9, PH)										1	0	0	0	0	0	1											
<b>Inning Stats</b>	R: 0 E: 0 K: 1 S: 7	H: 0 LOB: 1 BB: 1 P: 18	R: 1 E: 0 K: 2 S: 12	H: 2 LOB: 1 BB: 0 P: 17	R: 0 E: 0 K: 1 S: 11	H: 1 LOB: 1 BB: 0 P: 17	R: 0 E: 0 K: 1 S: 7	H: 0 LOB: 0 BB: 0 P: 11	R: 0 E: 0 K: 0 S: 12	H: 1 LOB: 1 BB: 0 P: 17	R: 1 E: 0 K: 1 S: 17	H: 2 LOB: 2 BB: 0 P: 27	R: 0 E: 1 K: 0 S: 8	H: 1 LOB: 2 BB: 0 P: 13	R: 0 E: 0 K: 1 S: 8	H: 0 LOB: 0 BB: 0 P: 12	R: 0 E: 0 K: 1 S: 12	H: 1 LOB: 1 BB: 0 P: 21	1B: 6 2B: 1 3B: 0 HR: 1	SF: 0 SAC: 0 DP: 0 HBP: 1	WP: 0 PB: 0 SB: 1 CS: 0	PA: 38					
<b>PITCHER</b>	IP	WLS	BF	H	R	ER	SO	BB	IBB	HBP	BLK	WP	HR	S	P	ERA	WHIP										
<b>Cory Lidle, R</b> ERA: 4.95 (1, 1)	6.0	W	26	6	2	2	6	1	0	1	0	0	1	66	107	3.00	1.167										
<b>Ryan Franklin, R</b> ERA: 4.05 (7, 1)	0.1		3	1	0	0	0	0	0	0	0	0	0	5	9	0.00	3.000										
<b>Rheal Cormier, L</b> ERA: 1.16 (7, 1)	0.1	H	1	0	0	0	0	0	0	0	0	0	0	1	2	0.00	0.000										
<b>Geoff Geary, R</b> ERA: 3.4 (7, 1)	1.1	H	4	0	0	0	1	0	0	0	0	0	0	10	14	0.00	0.000										
<b>45 Tom Gordon, R</b> ERA: 2.17 (9, 1)	1.0		4	1	0	0	1	0	0	0	0	0	0	12	21	0.00	1.000										

AB 36  
R 2  
H 8  
RBI 2  
BB 1  
SO 8  
LOB 15



Batter	1	2	3	4	5	6	7	8	9	AB	R	H	RBI	BB	SO	LOB	BOTTOM										
<b>11 Jimmy Rollins, S</b> OBP: 0.319, SLG: 0.418 (1, 6)	G6-3	G1-3		G4-3			F9		F9	5	0	0	0	0	0	1	Pittsburgh Pirates @ Philadelphia Phillies Citizens Bank Park, Philadelphia, PA Sat Jul 08 2006, 7:05 PM EDT Att: 37,462 - Partly Cloudy - 78 F										
<b>26 Chase Utley, L</b> OBP: 0.376, SLG: 0.526 (1, 4)										5	1	3	0	0	0	0											
<b>Bobby Abreu, L</b> OBP: 0.442, SLG: 0.463 (1, 9)										3	1	1	0	1	1	3											
<b>Pat Burrell, R</b> OBP: 0.376, SLG: 0.506 (7, 7)										3	1	1	1	1	1	2											
<b>29 Chris Roberson, S</b> OBP: 0.059, SLG: 0.059 (8, 7)										0	0	0	0	0	0	0											
<b>6 Ryan Howard, L</b> OBP: 0.341, SLG: 0.582 (1, 3)										4	0	0	0	0	2	3											
<b>Aaron Rowand, R</b> OBP: 0.316, SLG: 0.433 (1, 8)										2	2	1	1	1	0	0											
<b>David Bell, R</b> OBP: 0.333, SLG: 0.362 (1, 5)										4	1	2	1	0	0	2											
<b>27 Chris Coste, R</b> OBP: 0.333, SLG: 0.350 (1, 2)										3	0	2	3	1	1	2											
<b>Cory Lidle, R</b> OBP: 0.143, SLG: 0.165 (5, PH)										2	0	0	0	0	0	3											
<b>Abraham Nunez, S</b> OBP: 0.176, SLG: 0.204 (7, 1)										1	0	0	0	0	0	1											
<b>Ryan Franklin, R</b> ERA: 4.95 (7, 1)										0	0	0	0	0	0	0											
<b>Rheal Cormier, L</b> ERA: 1.16 (7, 1)										0	0	0	0	0	0	0											
<b>Geoff Geary, R</b> OBP: 0.340, SLG: 0.371 (7, PH)										0	0	0	0	0	0	0											
<b>David Dellucci, L</b> OBP: 0.348, SLG: 0.399 (8, PH)										0	0	0	0	0	1	0											
<b>45 Tom Gordon, R</b> ERA: 2.17 (9, 1)										1	0	0	0	0	0	0											
<b>Inning Stats</b>	R: 4 E: 0 K: 1 S: 24	H: 6 LOB: 2 BB: 0 P: 33	R: 0 E: 0 K: 1 S: 9	H: 1 LOB: 1 BB: 0 P: 14	R: 2 E: 0 K: 0 S: 14	H: 2 LOB: 0 BB: 1 P: 24	R: 0 E: 0 K: 0 S: 7	H: 0 LOB: 1 BB: 1 P: 12	R: 0 E: 0 K: 2 S: 10	H: 1 LOB: 2 BB: 1 P: 14	R: 0 E: 0 K: 1 S: 11	H: 0 LOB: 2 BB: 1 P: 17	R: 0 E: 0 K: 1 S: 11	H: 0 LOB: 0 BB: 0 P: 16	R: 0 E: 0 K: 1 S: 11	H: 0 LOB: 0 BB: 0 P: 16	1B: 8 2B: 2 3B: 0 HR: 0	SF: 0 SAC: 0 DP: 1 HBP: 1	WP: 0 PB: 0 SB: 0 CS: 0	PA: 38							
<b>PITCHER</b>	IP	WLS	BF	H	R	ER	SO	BB	IBB	HBP	BLK	WP	HR	S	P	ERA	WHIP										
<b>28 Paul Maholm, L</b> ERA: 5.1 (5, 1)	4.0	L	22	9	6	6	2	2	0	0	0	0	0	21	32	0.00	1.000										
<b>34 John Grabow, L</b> ERA: 4.95 (5, 1)	2.0		8	1	0	0	3	1	0	0	0	0	0	11	17	0.00	1.000										
<b>16 Salomon Torres, R</b> ERA: 4.63 (7, 1)	1.0		5	0	0	0	1	1	0	1	0	0	0	11	16	0.00	0.000										
<b>55 Matt Capps, R</b> ERA: 3.26 (8, 1)	1.0		3	0	0	0	1	0	0	0	0	0	0	11	16	0.00	0.000										

AB 33  
R 6  
H 10  
RBI 6  
BB 4  
SO 7  
LOB 17





Batter	1	2	3	4	5	6	7	8	9	AB	R	H	RBI	BB	SO	LOB	TOP				
<b>José Bautista, R</b> OBP: 0.360, SLG: 0.503 (1, 8)	4-2 13 1B SF7 BB	2-3 K2-3		3-2 1B			2-2 12 FC6-4 1B		0-2 P2	4	1	2	0	1	1	2					
<b>13 Nate McLouth, L</b> OBP: 0.305, SLG: 0.366 (1, 9)	3-2 12 S 1B		1-3 K	0-2 G1-3			1-2 F7		1-1 F8	5	1	1	0	0	1	4					
<b>12 Freddy Sanchez, R</b> OBP: 0.396, SLG: 0.520 (1, 6)	0-3 K		0-1 2B G6-3 1B		0-1 G6-3		0-2 FC6-4		0-0 G5-3	5	1	1	0	0	1	4					
<b>Jason Bay, R</b> OBP: 0.389, SLG: 0.538 <b>Michael Gonzalez, R</b> (8, 1)	1-2 SF7		0-1 1-3 2B		3-3 K		3-2 FC5 2B			3	0	2	1	0	1	0					
<b>Joe Randa, R</b> OBP: 0.310, SLG: 0.375 (1, 5)	0-1 2H 1B		2-2 G6-3		1-0 P6		0-1 FC6-4 FC5 1B			4	0	2	2	0	0	1					
<b>Craig Wilson, R</b> OBP: 0.347, SLG: 0.485 (1, 3)	2-3 K		2-3 K		1-1 F8		1-1 FC5 FC6-4			4	0	0	0	0	2	4					
<b>Jose Castillo, R</b> OBP: 0.334, SLG: 0.443 (1, 4)		0-0 F8		2-2 1B		0-0 G6-3		0-0 FC6-4 FC5 1B		4	0	1	0	0	0	2					
<b>11 Humberto Cota, R</b> OBP: 0.288, SLG: 0.233 (1, 2)		4-2 BB		3-2 F7		1-3 K		2-2 FC6-4		3	0	0	0	1	1	3					
<b>57 Zach Duke, L</b> OBP: 0.283, SLG: 0.297 <b>55 Matt Capps, R</b> (6, 1)	1-0 F		1-3 K		1-2 F8					2	0	0	0	0	1	2					
<b>2 Jack Wilson, R</b> OBP: 0.293, SLG: 0.368 <b>Roberto Hernandez, R</b> (7, 1)										0	0	0	0	0	0	0					
<b>José Hernández, R</b> OBP: 0.296, SLG: 0.380 (8, 7)										1	0	1	0	0	0	0					
<b>Inning Stats</b>	R: 2 E: 0 K: 2 S: 20	H: 2 LOB: 1 BB: 1 P: 30	R: 0 E: 0 K: 1 S: 8	H: 0 LOB: 1 BB: 1 P: 15	R: 1 E: 0 K: 2 S: 14	H: 2 LOB: 1 BB: 0 P: 18	R: 0 E: 0 K: 1 S: 17	H: 2 LOB: 0 BB: 0 P: 26	R: 0 E: 0 K: 1 S: 6	H: 0 LOB: 0 BB: 0 P: 10	R: 0 E: 0 K: 1 S: 6	H: 0 LOB: 0 BB: 0 P: 8	R: 0 E: 0 K: 0 S: 13	H: 1 LOB: 1 BB: 0 P: 17	R: 0 E: 0 K: 0 S: 11	H: 2 LOB: 2 BB: 0 P: 17	R: 0 E: 0 K: 0 S: 11	H: 1 LOB: 1 BB: 0 P: 14	1B: 8 2B: 2 3B: 0 HR: 0	SF: 1 SAC: 0 DP: 0 HBP: 0	WP: 0 PA: 39 PB: 0 SB: 1 CS: 0
<b>PITCHER</b>	IP WLS BF H R ER SO BB IBB HBP BLK WP HR S P ERA WHIP	IP WLS BF H R ER SO BB IBB HBP BLK WP HR S P ERA WHIP																			
<b>35 Cole Hamels, L</b> ERA: 5.44 <b>Ryan Franklin, R</b> ERA: 3.89 <b>Geoff Geary, R</b> ERA: 3.33 <b>Rick White, R</b> ERA: 5.91	(1, 1) (6, 1) (8, 1) (9, 1)	5.0 W 23 6 3 3 7 2 0 0 0 0 0 65 99 5.40 1.600																			

Pittsburgh Pirates @ Philadelphia Phillies  
Citizens Bank Park, Philadelphia, PA  
Sun Jul 09 2006, 1:35 PM EDT  
Att: 32,527 - Sunny - 80 F

AB 36  
R 3  
H 10  
RBI 3  
BB 2  
SO 8  
LOB 22



Batter	1	2	3	4	5	6	7	8	9	AB	R	H	RBI	BB	SO	LOB	BOTTOM			
<b>11 Jimmy Rollins, S</b> OBP: 0.323, SLG: 0.421 (1, 6)	2-2 26 2B E5	1-3 K		4-0 26 1B BB		1-2 1B 2B	2-1 E7 1B			4	2	2	0	1	1	2				
<b>26 Chase Utley, L</b> OBP: 0.376, SLG: 0.527 (1, 3)	1-2 1B FC5-4 2B	0-1 F8		1-1 1B		3-2 P5	2-1 G3			5	1	2	1	0	0	5				
<b>Bobby Abreu, L</b> OBP: 0.447, SLG: 0.467 (1, 9)	2-2 FC5-4 1B		0-0 S 2B	1-2 L4		1-2 2B 27 1B	4-0 IBB			4	2	3	0	1	0	2				
<b>Pat Burrell, R</b> OBP: 0.376, SLG: 0.508 <b>Geoff Geary, R</b> OBP: 0.333, SLG: 0.667 <b>Rick White, R</b> (9, 1)	0-1 F9		0-1 F8		0-0 27 1B BB	2-2 27 E	2-3 K			5	2	2	1	0	1	6				
<b>Aaron Rowand, R</b> OBP: 0.317, SLG: 0.434 (1, 8)	1-1 FC5-4 FC6-4		3-2 WP 2B		4-0 27 1B SF7 BB	0-0 G6-3		2-0 P4		4	1	1	2	1	0	3				
<b>27 Chris Coste, R</b> OBP: 0.340, SLG: 0.356 (1, 2)	1-0 FC6-4		1-0 P3		0-0 FC4-6 1B	1-1 E1 1B		1-3 K		5	0	2	2	0	1	2				
<b>David Bell, R</b> OBP: 0.334, SLG: 0.362 (1, 5)		0-0 G5-3 1B		2-3 G1-3		0-1 SF7	1-1 L5		4-0 BB	3	0	1	1	1	0	2				
<b>Abraham Nunez, S</b> OBP: 0.168, SLG: 0.194 (1, 4)	1-2 G5-3		0-0 G4-3		0-0 FC4-6		0-0 F7		1-3 K	5	0	0	0	0	1	3				
<b>35 Cole Hamels, L</b> <b>Chris Roberson, S</b> <b>Ryan Franklin, R</b> <b>David Dellucci, L</b> <b>8 Shane Victorino, S</b>	(1, 1) (5, PH) (8, 1) (7, PH) (9, 7)	5.1 L 30 4 2 1 0 0 0 0 0 0 0 11 15 0.00 3.000																		
<b>Inning Stats</b>	R: 2 E: 1 K: 0 S: 16	H: 2 LOB: 1 BB: 0 P: 23	R: 0 E: 0 K: 1 S: 14	H: 1 LOB: 2 BB: 1 P: 20	R: 1 E: 0 K: 0 S: 10	H: 2 LOB: 1 BB: 0 P: 16	R: 0 E: 0 K: 0 S: 7	H: 1 LOB: 2 BB: 1 P: 13	R: 2 E: 0 K: 1 S: 10	H: 2 LOB: 1 BB: 1 P: 15	R: 3 E: 1 K: 0 S: 21	H: 4 LOB: 1 BB: 0 P: 30	R: 0 E: 1 K: 1 S: 9	H: 2 LOB: 3 BB: 1 P: 19	R: 0 E: 0 K: 2 S: 8	H: 0 LOB: 1 BB: 1 P: 16	1B: 10 2B: 4 3B: 0 HR: 0	SF: 1 SAC: 0 DP: 0 HBP: 0	WP: 1 PA: 44 PB: 0 SB: 1 CS: 0	
<b>PITCHER</b>	IP WLS BF H R ER SO BB IBB HBP BLK WP HR S P ERA WHIP	IP WLS BF H R ER SO BB IBB HBP BLK WP HR S P ERA WHIP																		
<b>57 Zach Duke, L</b> ERA: 5.17 <b>55 Matt Capps, R</b> ERA: 3.21 <b>Roberto Hernandez, R</b> ERA: 2.26 <b>Michael Gonzalez, L</b> ERA: 2.52	(1, 1) (6, 1) (7, 1) (8, 1)	5.1 L 30 4 2 1 0 0 0 0 0 0 0 8 16 0.00 1.000																		

Pittsburgh Pirates @ Philadelphia Phillies  
Citizens Bank Park, Philadelphia, PA  
Sun Jul 09 2006, 1:35 PM EDT  
Att: 32,527 - Sunny - 80 F

AB 38  
R 8  
H 14  
RBI 7  
BB 5  
SO 5  
LOB 26





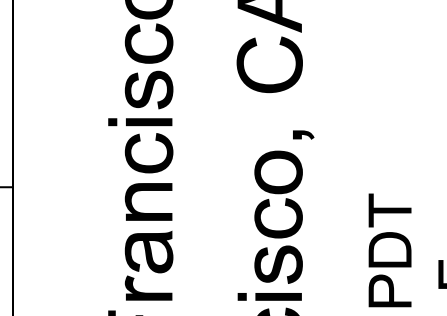
Batter	1	2	3	4	5	6	7	8	9	AB	R	H	RBI	BB	SO	LOB	TOP			
11 Jimmy Rollins, S OBP: 0.319, SLG: 0.417	E4 26 G4-3 SF8		F8		F9		K			4	1	0	0	0	1	0	Philadelphia Phillies @ San Francisco Giants AT&T Park, San Francisco, CA Fri Jul 14, 2006, 7:15 PM PDT Att: 38,009 - Clear - 61 F			
26 Chase Utley, L OBP: 0.376, SLG: 0.526	G4-3				L4			BB	3	0	1	0	1	0	1					
Bobby Abreu, L OBP: 0.442, SLG: 0.462	SF8		K		K			F7	3	0	0	1	0	2	2					
Pat Burrell, R OBP: 0.378, SLG: 0.511	2B			1B		K		K	4	1	2	0	0	2	1					
6 Ryan Howard, L OBP: 0.343, SLG: 0.591	F9			HR				K	4	1	2	2	0	1	2					
Aaron Rowand, R OBP: 0.313, SLG: 0.428		L4		G3		L7			4	0	0	0	0	1	1					
David Bell, R OBP: 0.330, SLG: 0.356	G1-3		G6-3		G4-3			K	4	0	0	0	0	1	1					
27 Chris Coste, R OBP: 0.340, SLG: 0.354	L5					K			3	0	1	0	0	1	0					
David Dellucci, L OBP: 0.350, SLG: 0.596								1B	1	0	1	0	0	0	0					
21 Jon Lieber, L Aaron Fultz, L 8 Shane Victorino, S Rheal Cormier, L Ryan Franklin, R Mike Lieberthal, R	L7					K		P4	2	0	0	0	0	1	1					
<b>Inning Stats</b>	R: 1 E: 1 K: 0 S: 9	H: 1 LOB: 1 BB: 0 P: 12	R: 0 E: 0 K: 0 S: 6	H: 0 LOB: 0 BB: 0 P: 7	R: 0 E: 0 K: 1 S: 13	H: 1 LOB: 1 BB: 0 P: 15	R: 2 E: 0 K: 1 S: 12	H: 3 LOB: 1 BB: 0 P: 16	R: 0 E: 0 K: 1 S: 8	H: 1 LOB: 1 BB: 0 P: 8	R: 0 E: 0 K: 3 S: 11	H: 0 LOB: 0 BB: 0 P: 12	R: 0 E: 0 K: 2 S: 10	H: 0 LOB: 1 BB: 1 P: 18	R: 0 E: 0 K: 2 S: 9	H: 1 LOB: 1 BB: 0 P: 14	1B: 5 2B: 1 3B: 0 HR: 1	SF: 1 SAC: 0 DP: 0 HBP: 0	WP: 0 PB: 0 SB: 0 CS: 0	PA: 36
<b>PITCHER</b>	IP WLS BF H R ER SO BB IBB HBP BLK WP HR S P ERA WHIP																			
Matt Morris, R ERA: 4.23	(1, 1) 6.0 W 25 6 3 2 4 0 0 0 0 0 0 1 55 69 3.00 1.000																			
53 Jonathan Sánchez, L ERA: 0.6	(7, 1) 1.1 H 5 0 0 0 3 1 0 0 0 0 0 0 0 14 19 0.00 0.750																			
Jeremy Accardo, R ERA: 5.02	(8, 1) 0.1 H 1 0 0 0 1 0 0 0 0 0 0 0 3 4 0.00 0.000																			
Steve Kline, L ERA: 2.73	(8, 1) 0.1 H 1 0 0 0 1 0 0 0 0 0 0 0 4 7 0.00 0.000																			
Armando Benitez, R ERA: 1.9	(9, 1) 1.0 S 4 1 0 0 2 0 0 0 0 0 0 0 9 14 0.00 1.000																			

Batter	1	2	3	4	5	6	7	8	9	AB	R	H	RBI	BB	SO	LOB	BOTTOM			
Steve Finley, L OBP: 0.322, SLG: 0.412	K		1B			FC5-2				5	0	3	0	0	1	2	Philadelphia Phillies @ San Francisco Giants AT&T Park, San Francisco, CA Fri Jul 14, 2006, 7:15 PM PDT Att: 38,009 - Clear - 61 F			
13 Omar Vizquel, S OBP: 0.375, SLG: 0.389	G5-3		FC6-4		F8	L6		K	5	0	0	0	0	1	5					
Moises Alou, R OBP: 0.360, SLG: 0.563	F8				F7	P6		2B	4	0	1	0	0	0	1					
Barry Bonds, L OBP: 0.474, SLG: 0.492		P6		HR		FC5-2		F7	2	2	0	0	2	0	1					
Ray Durham, S OBP: 0.345, SLG: 0.496		BB		HR		FC4		IBB	2	2	2	2	2	0	0					
9 Mark Sweeney, L OBP: 0.338, SLG: 0.446		BB				G3		F4	3	0	1	0	0	0	2					
Lance Niekro, R OBP: 0.287, SLG: 0.376		1B				G3		F4	1	0	0	0	0	0	2					
Pedro Feliz, R OBP: 0.308, SLG: 0.483		G6-4-3				FC4		P4	2	1	0	0	2	0	4					
50 Eliezer Alfonzo, R OBP: 0.312, SLG: 0.528					F7			G6-3	4	0	1	1	0	1	1					
Matt Morris, R 2 Randy Winn, S 53 Jonathan Sánchez, L Jeremy Accardo, R Steve Kline, S Todd Linden, S Armando Benitez, R					K			K	2	0	0	0	0	1	0					
<b>Inning Stats</b>	R: 0 E: 0 K: 1 S: 12	H: 0 LOB: 0 BB: 0 P: 17	R: 0 E: 0 K: 0 S: 6	H: 1 LOB: 1 BB: 1 P: 12	R: 0 E: 0 K: 1 S: 11	H: 1 LOB: 1 BB: 0 P: 15	R: 2 E: 0 K: 1 S: 17	H: 1 LOB: 1 BB: 2 P: 29	R: 0 E: 0 K: 0 S: 9	H: 1 LOB: 1 BB: 0 P: 15	R: 3 E: 1 K: 0 S: 22	H: 2 LOB: 2 BB: 2 P: 35	R: 0 E: 0 K: 0 S: 8	H: 1 LOB: 2 BB: 1 P: 15	R: 0 E: 0 K: 2 S: 11	H: 1 LOB: 1 BB: 0 P: 16	1B: 6 2B: 1 3B: 0 HR: 1	SF: 0 SAC: 0 DP: 1 HBP: 0	WP: 0 PB: 0 SB: 2 CS: 0	PA: 38
<b>PITCHER</b>	IP WLS BF H R ER SO BB IBB HBP BLK WP HR S P ERA WHIP																			
21 Jon Lieber, R ERA: 5.56	(1, 1) 5.1 L 27 6 5 4 3 5 0 0 0 0 0 0 0 5 7 6.75 2.062																			
Aaron Fultz, L ERA: 4.57	(6, 1) 0.2 2 0 0 0 0 0 0 0 0 0 0 0 5 7 0.00 0.000																			
Rheal Cormier, L ERA: 1.13	(7, 1) 1.0 5 1 0 0 0 0 1 0 0 0 0 0 8 15 0.00 1.000																			
Ryan Franklin, R ERA: 3.81	(8, 1) 1.0 4 1 0 0 2 0 0 0 0 0 0 0 11 16 0.00 1.000																			

AB 34  
R 3  
H 7  
RBI 3  
BB 1  
SO 11  
LOB 10



AB 32  
R 5  
H 8  
RBI 4  
BB 6  
SO 5  
LOB 19





Batter	1	2	3	4	5	6	7	8	9	AB	R	H	RBI	BB	SO	LOB	TOP					
11 Jimmy Rollins, S OBP: 0.319, SLG: 0.420	1-1 P6		1-0 1B BB 26 1B	1-2 F8	1-3 K		3-1 26 SF8 3B	1-2 G3	3-1 F9	7	2	2	0	0	1	6						
26 Chase Utley, L OBP: 0.377, SLG: 0.527	1-0 F8		0-1 BB 1B	1-2 BB 1B	1-0 G6-3		2-1 SF8	0-2 G6-3		5	1	2	1	0	0	4						
Bobby Abreu, L OBP: 0.443, SLG: 0.459	2-3 K		0-0 F8	4-1 2B BB		1-2 F8	3-H 1B BB		1-2 PB 2B 1B	4	2	1	0	2	1	2						
Pat Burrell, R Aron Fultz, L Arthur Rhodes, L David Dellucci, L Geoff Geary, R		1-1 HR	3-1 BB	1-2 BB 2B		4-2 6 HR BB	1-2 6 BB 1B		3-2 1B 2B 2B	4	2	4	4	1	0	0						
6 Ryan Howard, L OBP: 0.345, SLG: 0.600	1-0 G4-3 SF9 2B		3-2 K	3-2 G4-3		3-2 HR	4-1 BB		0-2 F7	5	2	2	2	1	1	5						
Aaron Rowand, R OBP: 0.320, SLG: 0.429	1-2 SF9 G4-3 HBP		4-0 BB	1-2 BB		0-0 SH 1B	1-3 K		1-1 2B 1B 1B	4	2	2	1	1	1	3						
David Bell, R OBP: 0.337, SLG: 0.368	3-2 G4-3		0-1 P6	4-2 SH BB		1-2 SH BB		2-2 G4-3 2B	2-2 8 1B 2B	5	1	3	1	1	0	5						
Mike Lieberthal, R OBP: 0.274, SLG: 0.326	0-0 SF9		2-1 F7	2-2 P6		2-0 P3		1-2 8 G4-3 HBP	0-3 K	4	0	0	1	0	1	5						
Cory Lidle, R Rick White, R Abraham Nunez, S 8 Shane Victorino, S	2-3 K		4-1 26 2B BB	0-2 SH		0-0 G6-3		1-2 G4-3	0-0 1B	1	1	0	0	0	1	1						
<b>Inning Stats</b>	R: 0 E: 0 K: 1 S: 7	H: 0 LOB: 0 BB: 0 P: 11	R: 2 E: 0 K: 1 S: 20	H: 2 LOB: 1 BB: 0 P: 28	R: 1 E: 0 K: 1 S: 11	H: 3 LOB: 3 BB: 1 P: 22	R: 3 E: 0 K: 0 S: 17	H: 2 LOB: 1 BB: 2 P: 33	R: 1 E: 1 K: 1 S: 17	H: 1 LOB: 2 BB: 1 P: 28	R: 2 E: 0 K: 0 S: 13	H: 2 LOB: 1 BB: 2 P: 25	R: 1 E: 0 K: 1 S: 12	H: 2 LOB: 3 BB: 2 P: 27	R: 0 E: 0 K: 0 S: 15	H: 1 LOB: 2 BB: 0 P: 20	R: 4 E: 0 K: 1 S: 20	H: 5 LOB: 1 BB: 0 P: 30	1B: 9 2B: 6 3B: 1 HR: 2	SF: 2 SAC: 1 DP: 0 HBP: 2	WP: 0 PB: 1 SB: 1 CS: 0	PA: 55
<b>PITCHER</b>	IP WLS BF H R ER SO BB IBB HBP BLK WP HR S P ERA WHIP																					
51 Noah Lowry, L ERA: 4.58	3.2 L 21 6 6 6 3 3 0 1 0 0 1 49 84 14.73 2.455																					
41 Brad Hennessey, R ERA: 2.53	2.0 13 4 3 2 1 2 0 0 0 0 1 35 60 9.00 3.000																					
38 Brian Wilson, R ERA: 7.94	1.1 8 2 1 1 1 2 0 0 0 0 0 13 30 6.75 3.000																					
32 Kevin Correia, R ERA: 3.89	2.0 13 6 4 4 1 0 0 1 0 0 0 35 50 18.00 3.000																					

Philadelphia Phillies @ San Francisco Giants  
AT&T Park, San Francisco, CA  
Sat Jul 15 2006, 1:05 PM PDT  
Att: 41,401 - Sunny - 69 F

AB	43
R	14
H	18
RBI	13
BB	7
SO	6
LOB	33



Batter	1	2	3	4	5	6	7	8	9	AB	R	H	RBI	BB	SO	LOB	BOTTOM			
2 Randy Winn, S OBP: 0.340, SLG: 0.423	1-1 F7	0-1 BB 1B		3-2 P6		0-2 FC4-6 WP 13 S		0-0 E5 13 BB		5	0	1	1	0	0	1				
13 Omar Vizquel, S OBP: 0.375, SLG: 0.388	1-1 HR 1B	0-1 L4		3-2 P6		1-1 F8		1-2 BB		4	1	1	0	1	0	3				
Moises Alou, R OBP: 0.367, SLG: 0.578	1-1 HR	4-0 BB		4-0 1B BB		1-2 G5-3		1-1 L8		3	2	1	2	2	0	3				
Barry Bonds, L 32 Kevin Correia, R Jose Vizcaino, S	4-1 G6-3 S	3-1 F8		0-0 E 1B	1-2 G5-3 1B		3-2 L3		0-1 G6-3	3	1	1	0	1	0	3				
Ray Durham, S OBP: 0.343, SLG: 0.490	2-2 G6-3		1-1 G6-3	0-0 F8		0-0 P3		0-1 BB		5	0	1	0	0	0	3				
Pedro Feliz, R OBP: 0.312, SLG: 0.493	0-0 G5-3		1-1 G6-3 2B	1-1 E7 1B		2-1 1B 3B		1-0 F9		5	1	3	1	0	0	2				
Lance Niekro, R 38 Brian Wilson, R Todd Linden, S Geoff Geary, L		1-1 2B 1B 1B		1-1 G6-3	0-0 G5-3		0-0 3B 1B		2-3 K	3	1	1	1	0	0	2				
Todd Greene, R OBP: 0.359, SLG: 0.443	2-2 2B 1B		1-3 K2-3	0-2 G3		2-1 P2				4	0	1	0	0	1	2				
51 Noah Lowry, R 41 Brad Hennessey, R 9 Mark Sweeney, L	0-3 K		0-0 G6-3		4-2 FC4-6 BB				3-2 L9	1	0	0	0	0	1	2				
<b>Inning Stats</b>	R: 2 E: 0 K: 0 S: 11	H: 2 LOB: 1 BB: 1 P: 20	R: 1 E: 0 K: 1 S: 14	H: 3 LOB: 3 BB: 1 P: 24	R: 0 E: 0 K: 1 S: 10	H: 1 LOB: 0 BB: 0 P: 14	R: 0 E: 0 K: 0 S: 8	H: 0 LOB: 0 BB: 0 P: 14	R: 2 E: 0 K: 0 S: 12	H: 2 LOB: 1 BB: 1 P: 18	R: 1 E: 0 K: 0 S: 8	H: 2 LOB: 1 BB: 0 P: 13	R: 0 E: 1 K: 0 S: 13	H: 0 LOB: 2 BB: 1 P: 23	R: 0 E: 0 K: 1 S: 8	H: 1 LOB: 1 BB: 0 P: 11	1B: 8 2B: 1 3B: 1 HR: 1	SF: 0 SAC: 0 DP: 0 HBP: 0	WP: 1 PB: 0 SB: 3 CS: 0	PA: 43
<b>PITCHER</b>	IP WLS BF H R ER SO BB IBB HBP BLK WP HR S P ERA WHIP																			
Cory Lidle, R ERA: 5.02	5.2 29 1 0 0 0 4 0 0 0 0 1 0 5 6 0.00 0.000																			
Rick White, R ERA: 5.86	0.1 1 0 0 0 0 0 0 0 0 0 0 0 5 6 0.00 0.000																			
Aaron Fultz, L ERA: 4.66	1.0 4 2 1 1 0 0 0 0 0 0 0 8 13 9.00 2.000																			
Arthur Rhodes, L ERA: 5.22	1.0 5 0 0 0 0 1 0 0 0 0 0 13 23 0.00 1.000																			
Geoff Geary, R ERA: 3.29	1.0 4 1 0 0 1 0 0 0 0 0 0 8 11 0.00 1.000																			

Philadelphia Phillies @ San Francisco Giants  
AT&T Park, San Francisco, CA  
Sat Jul 15 2006, 1:05 PM PDT  
Att: 41,401 - Sunny - 69 F

AB	38
R	6
H	11
RBI	6
BB	5
SO	3
LOB	22





Batter	1	2	3	4	5	6	7	8	9	AB	R	H	RBI	BB	SO	LOB	TOP																	
11 Jimmy Rollins, S OBP: 0.317, SLG: 0.415										4	0	0	0	1	3	0	Philadelphia Phillies @ San Francisco Giants AT&T Park, San Francisco, CA Sun Jul 16 2006, 1:05 PM PDT Att: 38,241 - Sunny - 71 F																	
26 Chase Utley, L OBP: 0.377, SLG: 0.533										5	1	2	0	0	1	1																		
Bobby Abreu, L OBP: 0.442, SLG: 0.455										3	1	0	0	2	1	2																		
Pat Burrell, R OBP: 0.389, SLG: 0.529										2	0	0	0	2	0	1																		
8 Shane Victorino, S OBP: 0.353, SLG: 0.426										1	1	0	0	0	0	1																		
6 Ryan Howard, L OBP: 0.344, SLG: 0.596										4	1	1	1	0	2	4																		
Aaron Rowand, R OBP: 0.322, SLG: 0.437										4	1	2	2	0	0	2																		
David Bell, R OBP: 0.339, SLG: 0.387										4	1	2	2	0	0	3																		
Mike Lieberthal, R OBP: 0.263, SLG: 0.312										4	0	0	0	0	0	1																		
39 Brett Myers, R OBP: 0.059, SLG: 0.030										3	0	0	0	0	1	0																		
Abraham Nunez, S OBP: 0.165, SLG: 0.190										1	0	0	0	0	1	1																		
Rheal Cormier, L										0	0	0	0	0	0	0																		
45 Tom Gordon, R										0	0	0	0	0	0	0																		
<b>Inning Stats</b>	R: 0 E: 0 K: 1 S: 8	H: 0 LOB: 0 BB: 0 P: 12	R: 0 E: 1 K: 1 S: 10	H: 0 LOB: 1 BB: 0 P: 20	R: 0 E: 0 K: 0 S: 7	H: 0 LOB: 0 BB: 0 P: 12	R: 1 E: 0 K: 0 S: 14	H: 1 LOB: 2 BB: 2 P: 28	R: 0 E: 0 K: 2 S: 12	H: 0 LOB: 1 BB: 1 P: 17	R: 1 E: 0 K: 1 S: 12	H: 1 LOB: 0 BB: 0 P: 18	R: 4 E: 0 K: 2 S: 19	H: 4 LOB: 1 BB: 1 P: 32	R: 0 E: 0 K: 1 S: 12	H: 1 LOB: 1 BB: 0 P: 19	1B: 1 2B: 3 3B: 2 HR: 1	SF: 0 SAC: 0 DP: 0 HBP: 0	WP: 1 PB: 0 SB: 1 CS: 0	PA: 40														
<b>PITCHER</b>	IP WLS BF H R ER SO BB IBB HBP BLK WP HR S P ERA WHIP																																	
18 Matt Cain, R ERA: 4.9	6.0		24	1	1	1	5	4	0	0	0	0	0	0	58	105	1.50	0.833																
Jeremy Accardo, R ERA: 5.12	1.0	B	4	1	1	1	1	0	0	0	0	0	0	1	12	18	9.00	1.000																
Steve Kline, L ERA: 3.6	0.1	L	4	2	3	3	1	0	1	0	0	0	0	0	8	16	81.00	6.000																
53 Jonathan Sánchez, L ERA: 1.08	1.2		8	3	1	1	2	0	0	0	0	0	1	0	23	35	5.40	1.800																

Batter	1	2	3	4	5	6	7	8	9	AB	R	H	RBI	BB	SO	LOB	BOTTOM																	
2 Randy Winn, S OBP: 0.337, SLG: 0.418										4	0	0	0	0	0	1	Philadelphia Phillies @ San Francisco Giants AT&T Park, San Francisco, CA Sun Jul 16 2006, 1:05 PM PDT Att: 38,241 - Sunny - 71 F																	
13 Omar Vizquel, S OBP: 0.374, SLG: 0.386										4	0	1	0	0	0	1																		
Moises Alou, R OBP: 0.359, SLG: 0.563										4	0	0	0	0	0	2																		
Barry Bonds, L OBP: 0.472, SLG: 0.500										4	1	1	1	0	2	0																		
Ray Durham, S OBP: 0.344, SLG: 0.502										2	1	1	1	0	1	0																		
Jose Vizcaino, S OBP: 0.325, SLG: 0.286										2	0	0	0	0	0	0																		
Pedro Feliz, R OBP: 0.312, SLG: 0.490										4	0	1	0	0	1	0																		
9 Mark Sweeney, L OBP: 0.340, SLG: 0.448										3	0	1	0	0	2	1																		
53 Jonathan Sánchez, L										0	0	0	0	0	0	0																		
50 Eliezer Alfonzo, R OBP: 0.313, SLG: 0.516										2	0	0	0	1	2	0																		
18 Matt Cain, R OBP: 0.115, SLG: 0.154										2	0	0	0	0	1	2																		
Jeremy Accardo, R										0	0	0	0	0	0	0																		
Steve Kline, S										0	0	0	0	0	0	0																		
Chad Santos, L OBP: 1.000, SLG: 1.000										1	0	1	0	0	0	0																		
<b>Inning Stats</b>	R: 0 E: 0 K: 0 S: 6	H: 0 LOB: 0 BB: 0 P: 8	R: 1 E: 0 K: 0 S: 10	H: 2 LOB: 2 BB: 1 P: 18	R: 0 E: 0 K: 0 S: 8	H: 1 LOB: 0 BB: 0 P: 12	R: 0 E: 0 K: 3 S: 12	H: 1 LOB: 1 BB: 0 P: 19	R: 0 E: 0 K: 2 S: 9	H: 0 LOB: 0 BB: 0 P: 11	R: 1 E: 0 K: 0 S: 11	H: 1 LOB: 0 BB: 0 P: 18	R: 0 E: 0 K: 2 S: 11	H: 0 LOB: 0 BB: 0 P: 15	R: 0 E: 0 K: 0 S: 14	H: 1 LOB: 1 BB: 0 P: 20	R: 0 E: 0 K: 2 S: 9	H: 0 LOB: 0 BB: 0 P: 11	1B: 3 2B: 1 3B: 0 HR: 2	SF: 0 SAC: 0 DP: 1 HBP: 0	WP: 0 PB: 0 SB: 0 CS: 0	PA: 33												
<b>PITCHER</b>	IP WLS BF H R ER SO BB IBB HBP BLK WP HR S P ERA WHIP																																	
39 Brett Myers, R ERA: 3.77	7.0		26	5	2	2	7	1	0	0	0	0	0	0	67	101	2.57	0.857																
Rheal Cormier, L ERA: 1.09	1.0		4	1	0	0	0	0	0	0	0	0	0	14	20	0.00	1.000																	
45 Tom Gordon, R ERA: 2.11	1.0		3	0	0	0	2	0	0	0	0	0	0	9	11	0.00	0.000																	





Batter	1	2	3	4	5	6	7	8	9	AB	R	H	RBI	BB	SO	LOB	TOP										
11 Jimmy Rollins, S OBP: 0.316, SLG: 0.413	P4		L7		G1		1B S	G3		5	0	1	1	0	0	2											
26 Chase Utley, L OBP: 0.377, SLG: 0.534	1B 2B		F8			1B SF8	K		F7	5	2	2	0	0	1	1											
Bobby Abreu, L OBP: 0.439, SLG: 0.450	F7			F7		6 HR	F7		G3-1	5	1	1	0	0	0	2											
Pat Burrell, R Ryan Franklin, R Rheal Cormier, L Geoff Geary, R Aaron Fultz, L David Dellucci, L	2H 1B			K		SF8	6 BB		G4-3	3	0	2	2	0	1	0											
6 Ryan Howard, L OBP: 0.349, SLG: 0.605	G3			1B		3-H	1B			3	1	2	2	1	0	1											
Aaron Rowand, R OBP: 0.321, SLG: 0.432		L3 HBP		P6		1-H	F9	L9		3	0	0	0	0	0	4											
David Bell, R OBP: 0.337, SLG: 0.385		L3			L4		L8	G6-3 SH5-3		4	0	1	0	0	0	1											
Mike Lieberthal, R OBP: 0.265, SLG: 0.313		K			F7			SH5-3		3	1	1	0	0	1	0											
35 Cole Hamels, L OBP: 0.313, SLG: 0.083										2	0	1	0	0	1	0											
Rick White, R										0	0	0	0	0	0	0											
Abraham Nunez, S OBP: 0.173, SLG: 0.217										1	1	1	1	0	0	0											
8 Shane Victorino, S OBP: 0.331, SLG: 0.425										1	0	0	0	0	0	1											
<b>Inning Stats</b>	R: 1 E: 0 K: 0 S: 12	H: 2 LOB: 1 BB: 0 P: 19	R: 0 E: 0 K: 1 S: 7	H: 0 LOB: 0 BB: 0 P: 9	R: 0 E: 0 K: 1 S: 8	H: 0 LOB: 0 BB: 0 P: 13	R: 0 E: 0 K: 1 S: 14	H: 1 LOB: 1 BB: 0 P: 19	R: 0 E: 0 K: 0 S: 11	H: 1 LOB: 0 BB: 0 P: 15	R: 3 E: 0 K: 0 S: 14	H: 3 LOB: 0 BB: 0 P: 16	R: 2 E: 0 K: 1 S: 20	H: 4 LOB: 3 BB: 1 P: 32	R: 0 E: 0 K: 0 S: 6	H: 1 LOB: 1 BB: 0 P: 9	R: 0 E: 0 K: 0 S: 9	H: 0 LOB: 0 BB: 0 P: 12	1B: 9 2B: 2 3B: 1 HR: 1	SF: 1 SAC: 1 DP: 1 HBP: 1	WP: 0 PA: 40 PB: 0 SB: 1 CS: 0						
<b>PITCHER</b>	IP	WLS	BF	H	R	ER	SO	BB	IBB	HBP	BLK	WP	HR	S	P	ERA	WHIP										
Woody Williams, R ERA: 3.38	6.0		25	7	4	4	3	0	0	1	0	0	1	66	91	6.00	1.167										
43 Cia Meredith, R ERA: 3.89	0.0	3	3	2	2	0	0	0	0	0	0	0	0	11	16	∞	∞										
Alan Embree, L ERA: 4.31	1.0	W	5	1	0	0	1	1	0	0	0	0	0	9	16	0.00	2.000										
Scott Linebrink, R ERA: 2.62	1.0	H	4	1	0	0	0	0	0	0	0	0	0	6	9	0.00	1.000										
Trevor Hoffman, R ERA: 1.72	1.0	S	3	0	0	0	0	0	0	0	0	0	0	9	12	0.00	0.000										

Philadelphia Phillies @ San Diego Padres  
PETCO Park, San Diego, CA  
Mon Jul 17 2006, 10:05 PM EDT  
Att: 25,936 - Partly Cloudy - 74 F

AB	36
R	6
H	12
RBI	6
BB	1
SO	4
LOB	12



Batter	1	2	3	4	5	6	7	8	9	AB	R	H	RBI	BB	SO	LOB	BOTTOM										
Eric Young Sr., R OBP: 0.282, SLG: 0.308	F7				K			SH1-3		4	0	0	0	0	2	6											
Trevor Hoffman, R										0	0	0	0	0	0	0											
Mike Cameron, R OBP: 0.354, SLG: 0.458	HR		K							2	2	1	1	3	1	0											
24 Brian Giles, L OBP: 0.392, SLG: 0.389	P4		G5-3		G5-3		24 1B	FC6-2		5	1	2	1	0	0	2											
Mike Piazza, R OBP: 0.345, SLG: 0.511	K		G5-3				23 HR	E8		4	0	1	1	0	1	0											
Rob Bowen, S OBP: 0.417, SLG: 0.469							23 HR	FC6-2		1	1	0	0	0	0	2											
3 Khalil Greene, R OBP: 0.327, SLG: 0.439		L1		F8		P4	K	CS		4	0	0	0	0	1	2											
23 Adrián González, L OBP: 0.320, SLG: 0.500		1B		L4		HR	HR			4	3	3	4	0	0	0											
Vinny Castilla, R OBP: 0.280, SLG: 0.319		K		K		1B	F7			4	0	1	0	0	2	2											
Josh Barfield, R OBP: 0.342, SLG: 0.419		1B		1B		E S	F7			4	0	3	0	0	0	1											
Woody Williams, R 28 Josh Barfield, R 43 Cia Meredith, R Alan Embree, L Scott Linebrink, R Dave Roberts, L	1-2 2H					P5		SH1-3		2	0	1	1	0	0	1											
<b>Inning Stats</b>	R: 1 E: 0 K: 1 S: 12	H: 1 LOB: 0 BB: 0 P: 18	R: 1 E: 0 K: 2 S: 18	H: 3 LOB: 0 BB: 0 P: 26	R: 0 E: 0 K: 1 S: 9	H: 0 LOB: 0 BB: 0 P: 13	R: 0 E: 0 K: 1 S: 7	H: 0 LOB: 0 BB: 0 P: 13	R: 0 E: 0 K: 1 S: 18	H: 1 LOB: 2 BB: 1 P: 28	R: 1 E: 0 K: 0 S: 17	H: 3 LOB: 3 BB: 1 P: 28	R: 4 E: 0 K: 1 S: 16	H: 3 LOB: 1 BB: 1 P: 25	R: 1 E: 1 K: 0 S: 9	H: 2 LOB: 1 BB: 1 P: 18	1B: 10 2B: 0 3B: 0 HR: 3	SF: 0 SAC: 1 DP: 0 HBP: 0	WP: 0 PA: 41 PB: 0 SB: 1 CS: 1								
<b>PITCHER</b>	IP	WLS	BF	H	R	ER	SO	BB	IBB	HBP	BLK	WP	HR	S	P	ERA	WHIP										
35 Cole Hamels, L ERA: 5.36	5.2		24	6	3	3	6	1	0	0	0	0	0	69	107	4.76	1.235										
Rick White, R ERA: 5.8	0.1	H	4	2	0	0	0	1	0	0	0	0	0	12	19	0.00	9.000										
Ryan Franklin, R ERA: 4.32	0.1	H	4	2	3	3	1	1	0	0	0	0	0	11	17	81.00	9.000										
Rheal Cormier, L ERA: 1.36	0.0	L	1	1	1	1	0	0	0	0	0	0	1	2	3	∞	∞										
Geoff Geary, R ERA: 3.39	1.0		5	1	1	1	0	1	0	0	0	0	0	6	13	9.00	2.000										

Philadelphia Phillies @ San Diego Padres  
PETCO Park, San Diego, CA  
Mon Jul 17 2006, 10:05 PM EDT  
Att: 25,936 - Partly Cloudy - 74 F

AB	35
R	8
H	13
RBI	8
BB	4
SO	7
LOB	16









Batter	1	2	3	4	5	6	7	8	9	AB	R	H	RBI	BB	SO	LOB	TOP	
11 Jimmy Rollins, S OBP: 0.320, SLG: 0.426	4-0 G6-4-3 1B BB		3-2 26 2B	3-1 F7		0-0 G3		1-2 L6		4	1	1	0	1	0	5		
David Dellucci, L OBP: 0.350, SLG: 0.583	2-2 G6-4-3		0-0 F9	2-0 L4			0-2 P2		1-0 26 BB HBP	3	0	0	0	0	0	3		
8 Shane Victorino, S OBP: 0.331, SLG: 0.419	1-2									1	1	0	0	0	0	0		
26 Chase Utley, L OBP: 0.383, SLG: 0.535	1-1 F7		0-0 1 SAFE 2B		3-1 6 G4-6-3 1B		2-2 P5		4-1 2B BB	4	1	2	0	1	0	1		
Bobby Abreu, L OBP: 0.438, SLG: 0.455	1-1 2H 1B		1-0 L3		2-3 K		1-1 G4-3		1-2 G4-6-3 2B	5	0	2	3	0	1	3		
6 Ryan Howard, L OBP: 0.350, SLG: 0.599			4-0 FC6-4 IBB		0-1 G4-6-3 1-2F			4-2 27 L1-6-3 1B BB	2	0	0	0	3	1	2			
Aaron Rowand, R OBP: 0.318, SLG: 0.434		1-1 G1-3	3-1 FC6-4 1-2F			1-0 P5		1-1 F9	1-2 G4-6-3	5	0	0	0	0	0	6		
David Bell, R OBP: 0.343, SLG: 0.395		2-0 21 B2-5-3 27 HBP 1B		0-1 F7		1-0 27 2B 1B		0-1 27 L1-6-3 1B	1-0 F8	5	1	3	0	0	0	1		
27 Chris Coste, R OBP: 0.370, SLG: 0.451		1-2 1B		0-0 1B		0-0 1B		1-1 L1-6-3		3	1	2	2	0	0	2		
21 Jon Lieber, L OBP: 0.120, SLG: 0.043			0-0 B2-5-3		1-0 1B		2-3 K		4-1 BB	3	0	1	0	0	1	3		
Aaron Fultz, L										0	0	0	0	0	0	0		
Pat Burrell, R OBP: 0.386, SLG: 0.521										0	0	0	0	1	0	0		
Geoff Geary, R OBP: 0.333, SLG: 0.667										0	0	0	0	0	0	0		
45 Tom Gordon, R										0	0	0	0	0	0	0		
<b>Inning Stats</b>	R: 1 E: 0 K: 1 S: 12	H: 1 LOB: 1 BB: 1 P: 22	R: 0 E: 0 K: 0 S: 6	H: 1 LOB: 1 BB: 0 P: 10	R: 0 E: 0 K: 0 S: 8	H: 2 LOB: 3 BB: 1 P: 19	R: 1 E: 0 K: 0 S: 7	H: 2 LOB: 1 BB: 0 P: 13	R: 0 E: 0 K: 1 S: 8	H: 0 LOB: 0 BB: 0 P: 11	R: 0 E: 0 K: 0 S: 12	H: 1 LOB: 3 BB: 2 P: 23	R: 2 E: 0 K: 0 S: 9	H: 1 LOB: 1 BB: 2 P: 21	1B: 7 2B: 3 3B: 0 HR: 1	SF: 0 SAC: 0 DP: 3 HBP: 2	WP: 0 PA: 43 PB: 0 SB: 0 CS: 0	
<b>PITCHER</b>	IP WLS BF H R ER SO BB IBB HBP BLK WP HR S P ERA WHIP	6.0 3 0 0 0 0 0 0 0 0 0 0 0 0 0 0 0 4.50 1.667	7.1 1.0 3 0 0 0 0 0 0 0 0 0 0 0 0 0 0 0.00 0.000	8.1 1.0 H 6 1 0 0 0 2 0 0 0 0 0 0 0 0 0.00 3.000	9.1 0.0 L 3 1 2 2 0 1 0 1 0 0 0 0 5 11 ∞ ∞	9.1 1.0 3 0 0 0 0 0 1 0 0 0 0 0 4 10 0.00 0.000	<b>PITCHER</b>											IP WLS BF H R ER SO BB IBB HBP BLK WP HR S P ERA WHIP

Philadelphia Phillies @ San Diego Padres  
 PETCO Park, San Diego, CA  
 Wed Jul 19 2006, 3:35 PM EDT  
 Att: 32,101 - Partly Cloudy - 77 F

AB	35
R	5
H	11
RBI	5
BB	6
SO	3
LOB	26



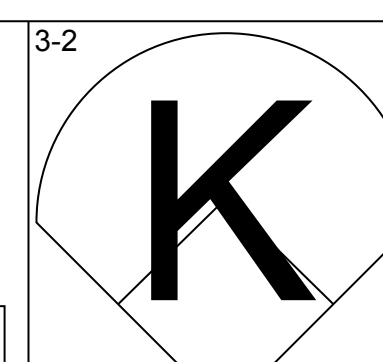
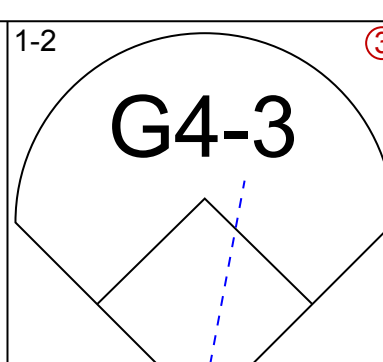
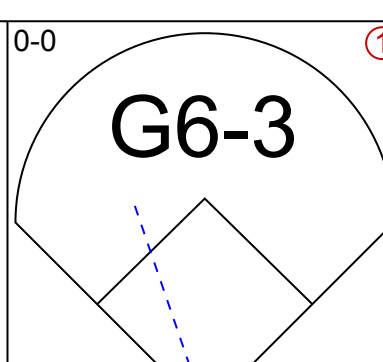
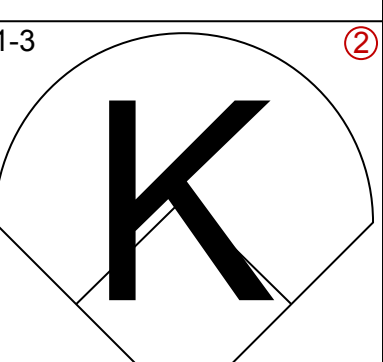
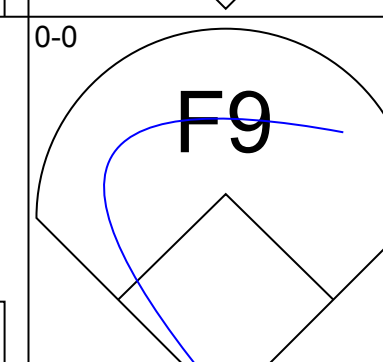
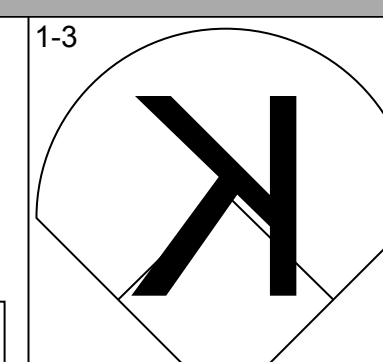
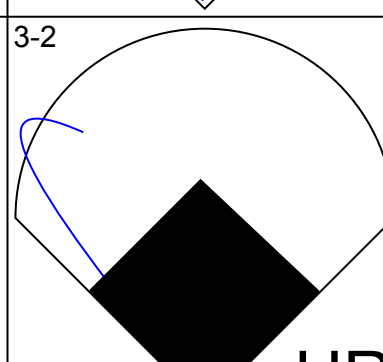
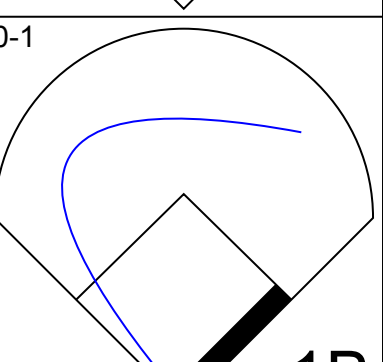
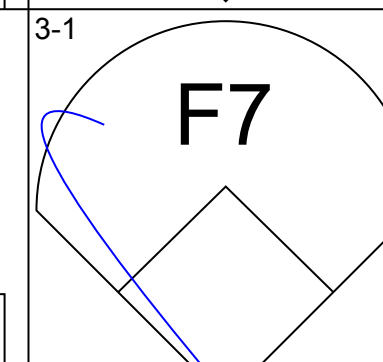
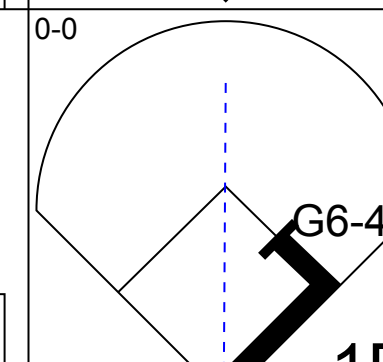
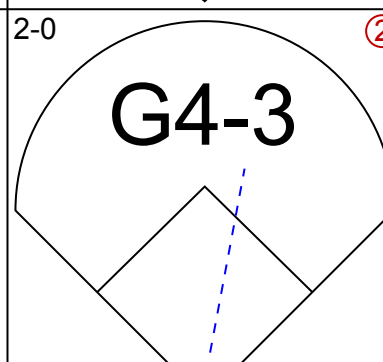
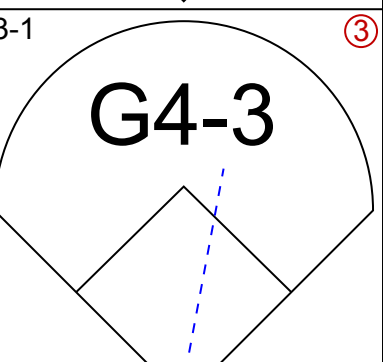
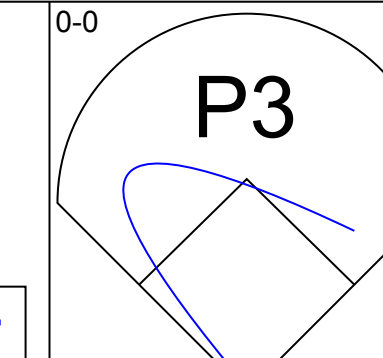
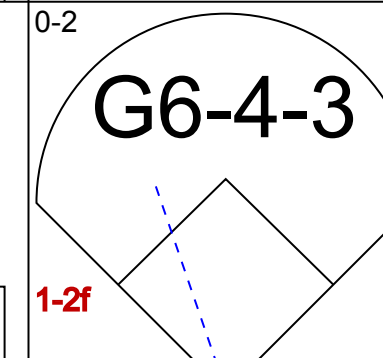
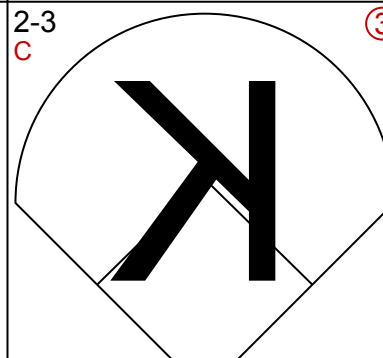
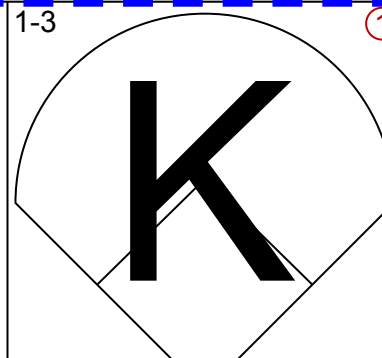
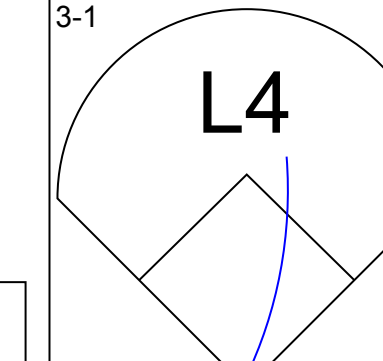
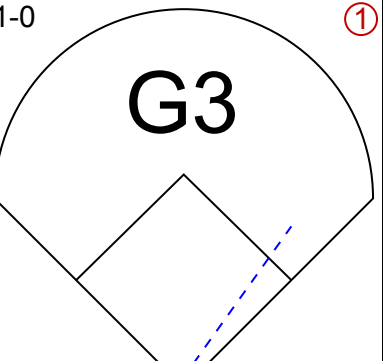
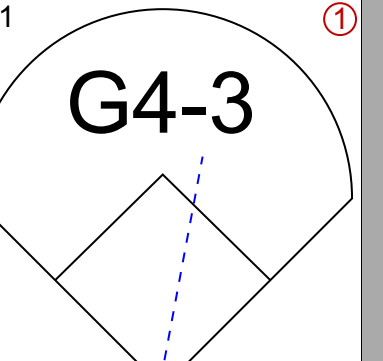
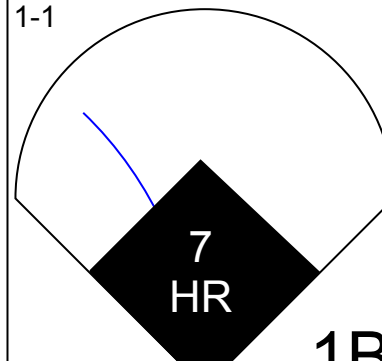
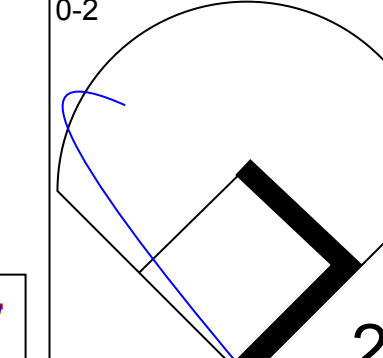
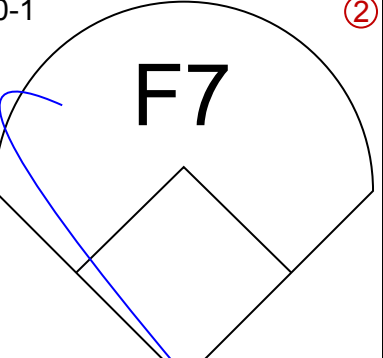

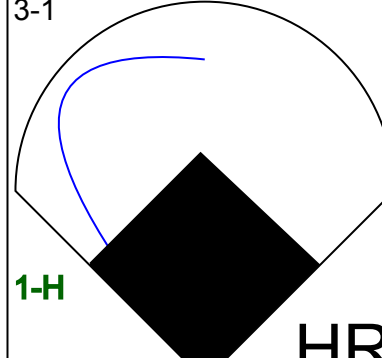
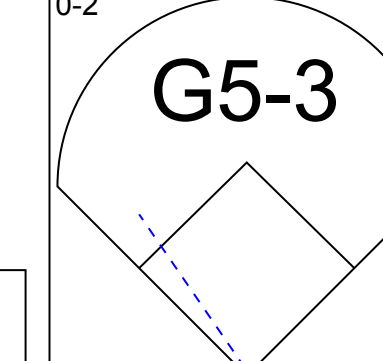
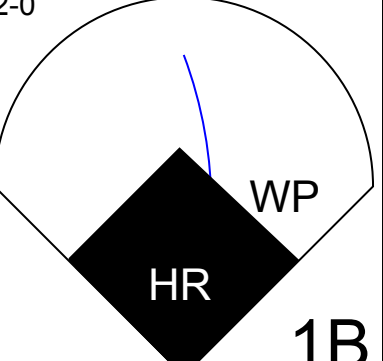
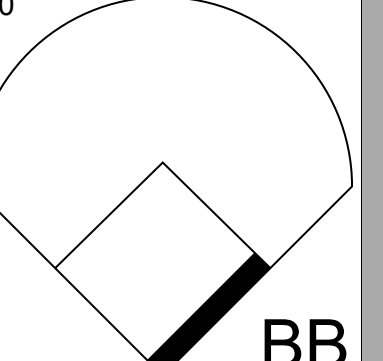
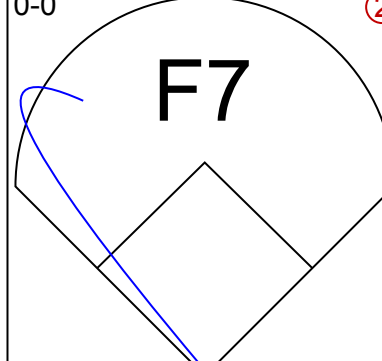
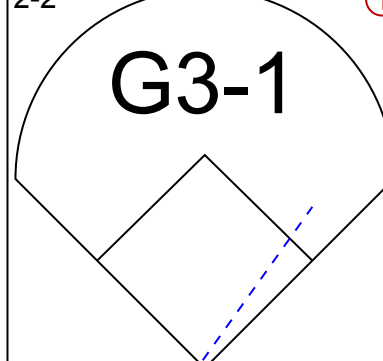
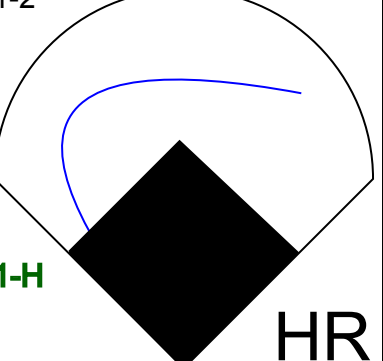
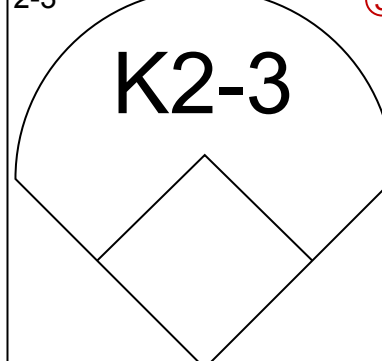
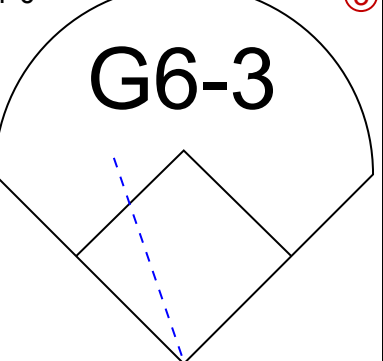


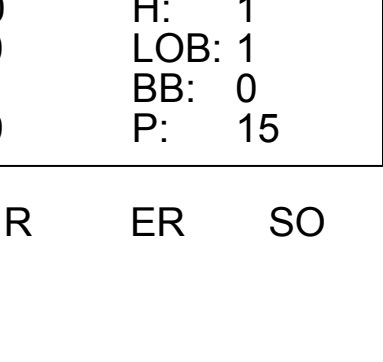
Batter	1	2	3	4	5	6	7	8	9	AB	R	H	RBI	BB	SO	LOB	BOTTOM		
Dave Roberts, L OBP: 0.362, SLG: 0.421	4-1 24 BB HR		1-2 G5-3		0-2 G6-4-3 1-2F		0-0 SH3-4		1-2 F7	3	1	0	0	1	0	1			
Mike Cameron, R OBP: 0.352, SLG: 0.464	1-0 F8		3-2 28 G6-3 23 2-1 2B		1-1 F8		1-3 K		0-0 P3	5	0	1	0	0	1	2			
24 Brian Giles, L OBP: 0.391, SLG: 0.389	4-0 28 BB HR		1-3 K		1-1 G3-1		2-2 2H 2B			3	1	1	1	1	1	1			
28 Josh Bard, S OBP: 0.428, SLG: 0.592	0-1 F8		0-0 G6-3		3-1 BB 2B		2-1 F7			4	1	2	3	0	0	2			
Scott Linebrink, R										0	0	0	0	0	0	0			
Trevor Hoffman, R										0	0	0	0	0	0	0			
Jon Adkins, L										0	0	0	0	0	0	0			
23 Adrián González, L OBP: 0.330, SLG: 0.508	0-0 1B		1-0 2-1		1-2 G3		4-0 BB IBB		1-2 1B	3	0	2	0	1	0	0			
3 Khalil Greene, R OBP: 0.325, SLG: 0.439	2-2 F9				1-1 F9		0-0 F7		0-1 F8	4	0	0	0	0	0	4			
Mark Bellhorn, S OBP: 0.297, SLG: 0.405	3-2 P2				3-2 E4		4-2 FC6-4 BB		1-0 F8	3	0	0	0	1	0	2			
Josh Barfield, R OBP: 0.340, SLG: 0.420		1-2 P3			0-1 P3		1-2 FC6-4		0-0 F8	4	0	0	0	0	0	5			
39 Mike Thompson, R OBP: 0.267, SLG: 0.214		1-1 G4-3			2-2 G6-4-3 1B		1-1 SH3-4 24 BB 1B			2	0	1	0	0	0	0			
Alan Embree, L										0	0	0	0	0	0	0			
Rob Bowen, S OBP: 0.406, SLG: 0.453										2	1	1	0	0	1	0			
<b>Inning Stats</b>	R: 3 E: 0 K: 0 S: 12	H: 2 LOB: 1 BB: 2 P: 26	R: 0 E: 0 K: 0 S: 11	H: 0 LOB: 0 BB: 0 P: 14	R: 0 E: 0 K: 1 S: 9	H: 1 LOB: 1 BB: 0 P: 14	R: 0 E: 0 K: 0 S: 13	H: 0 LOB: 1 BB: 0 P: 18	R: 0 E: 0 K: 0 S: 10	H: 1 LOB: 3 BB: 2 P: 13	R: 1 E: 0 K: 1 S: 11	H: 2 LOB: 1 BB: 0 P: 17	R: 0 E: 0 K: 0 S: 8	H: 1 LOB: 1 BB: 0 P: 10	R: 0 E: 0 K: 1 S: 7	H: 0 LOB: 0 BB: 0 P: 9	1B: 4 2B: 3 3B: 0 HR: 1	SF: 0 SAC: 1 DP: 1 HBP: 0	WP: 0 PA: 38 PB: 0 SB: 0 CS: 0
<b>PITCHER</b>	IP WLS BF H R ER SO BB IBB HBP BLK WP HR S P ERA WHIP	6.2 31 7 4 4 2 0 0 0 0 0 0 0 0 2 4 0.00 0.000	7.1 0.1 1 0 0 0 0 0 0 0 0 0 0 0 8 10 0.00 1.000	8.1 1.0 W 4 1 0 0 0 0 0 0 0 0 0 8 10 0.00 1.000	9.1 1.0 S 3 0 0 0 1 0 0 0 0 0 0 7 9 0.00 0.000	<b>PITCHER</b>											IP WLS BF H R ER SO BB IBB HBP BLK WP HR S P ERA WHIP		

Philadelphia Phillies @ San Diego Padres  
 PETCO Park, San Diego, CA  
 Wed Jul 19 2006, 3:35 PM EDT  
 Att: 32,101 - Partly Cloudy - 77 F

AB	33
R	4
H	8
RBI	4
BB	4
SO	3
LOB	17

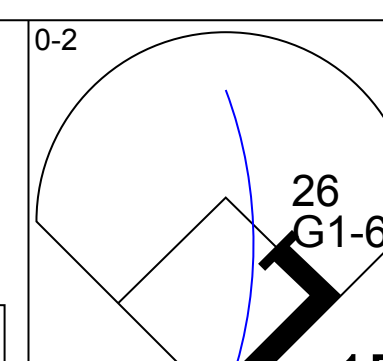
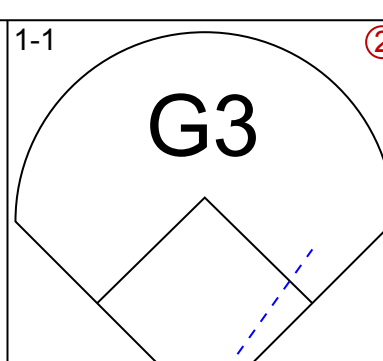
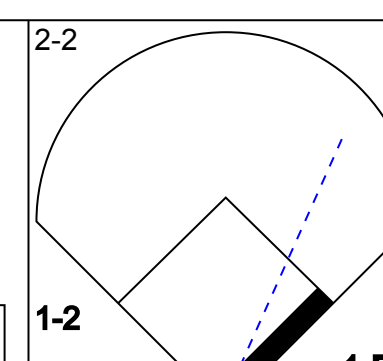
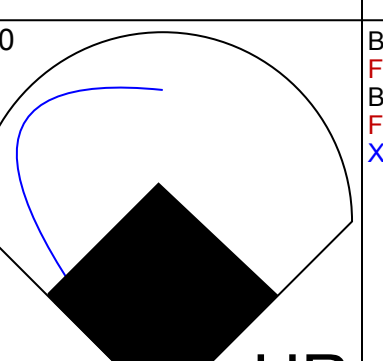
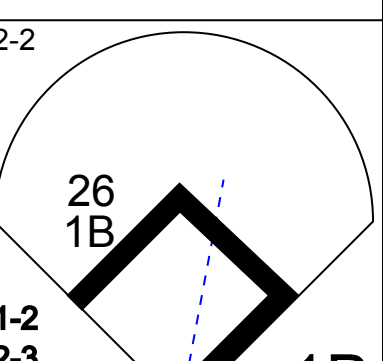
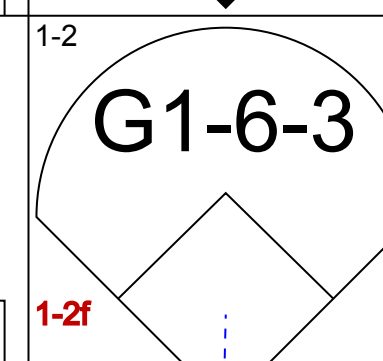
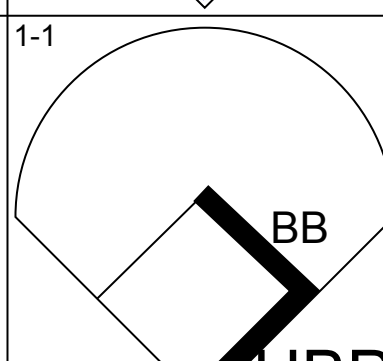
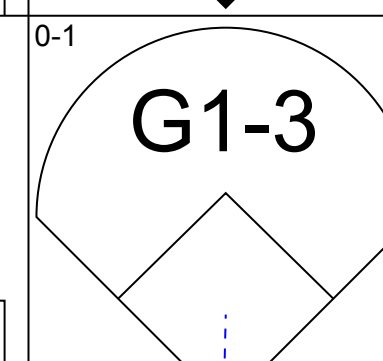
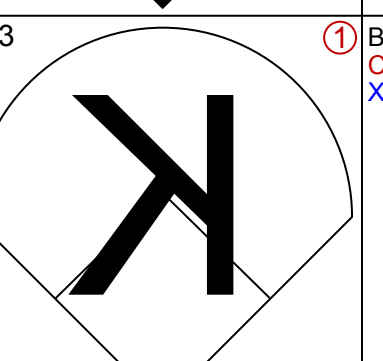
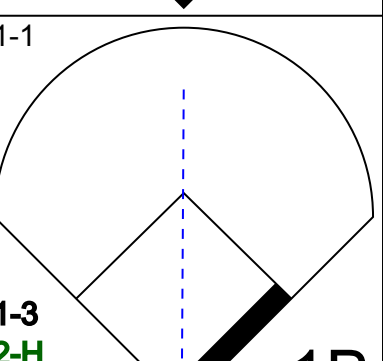
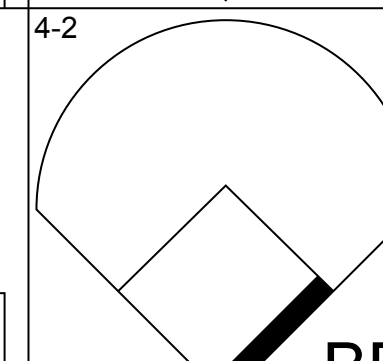
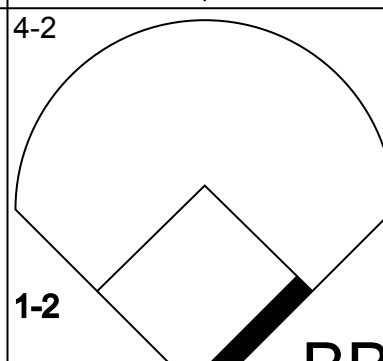
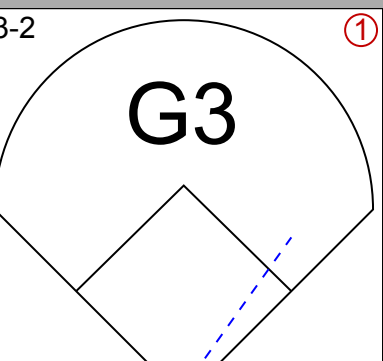
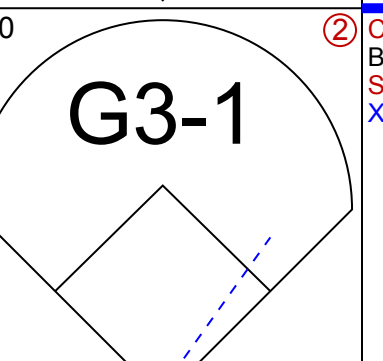
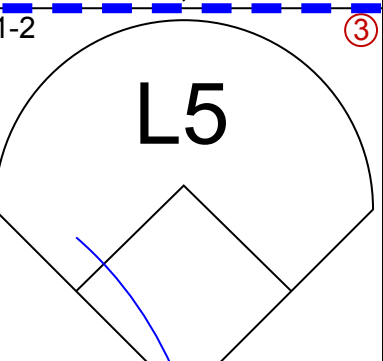
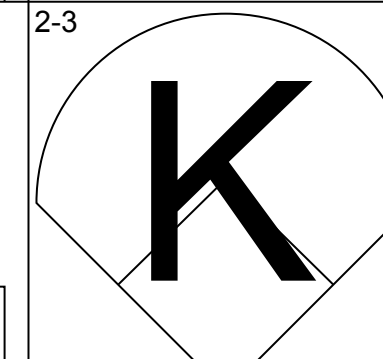
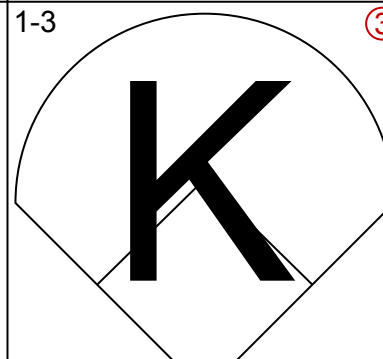
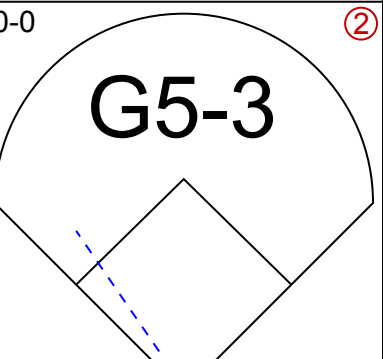
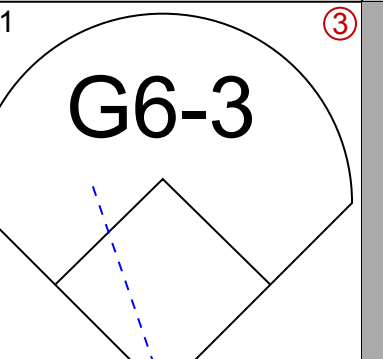


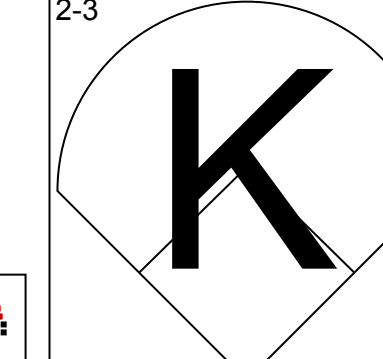
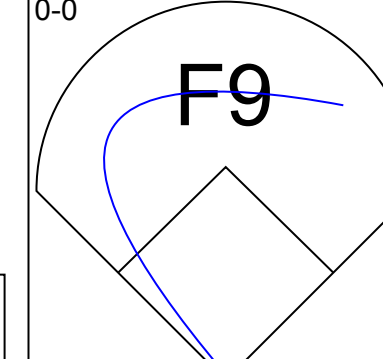
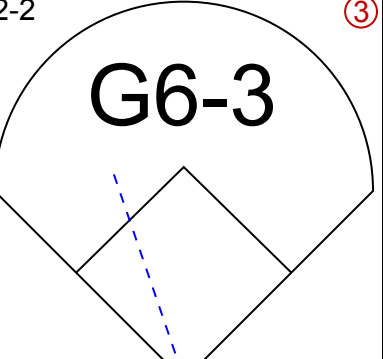
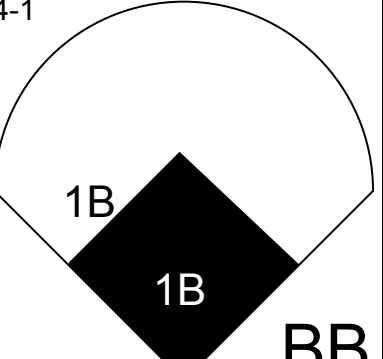
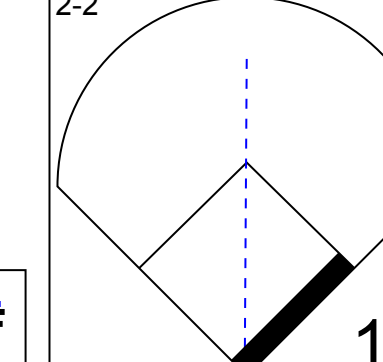
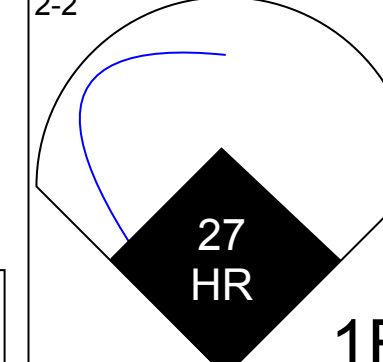

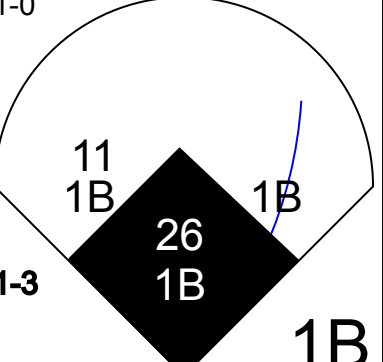
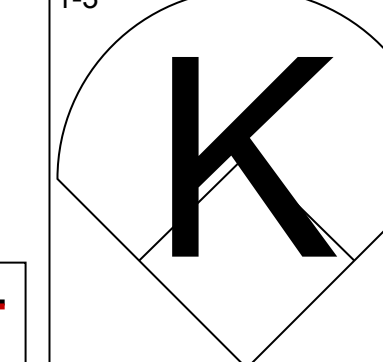
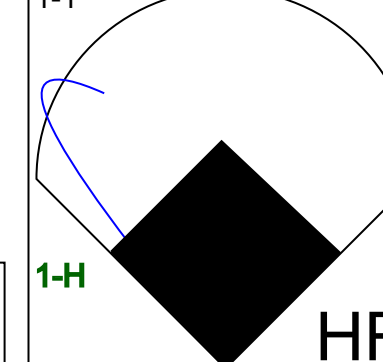

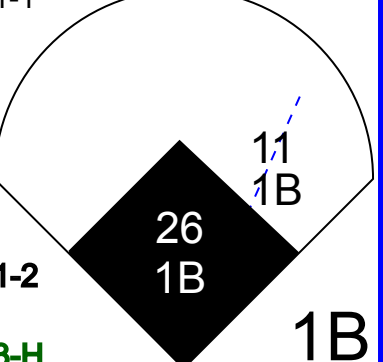

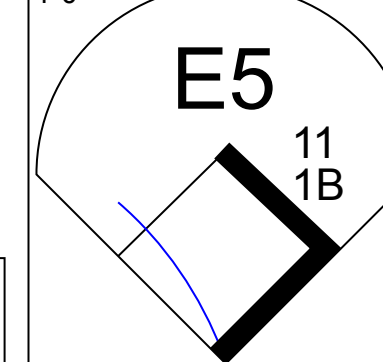
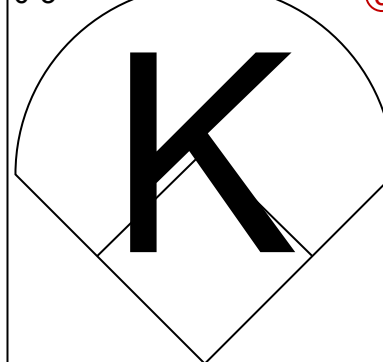
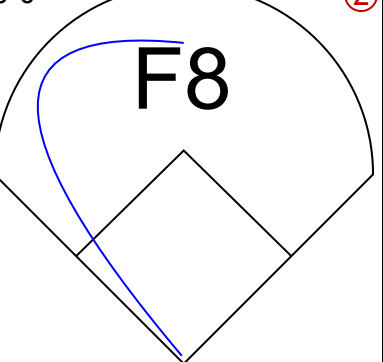
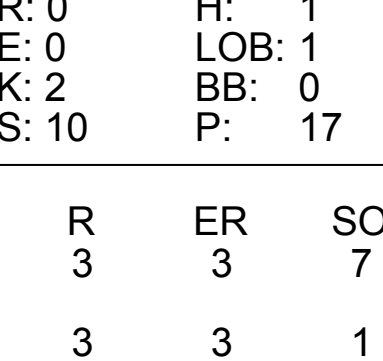
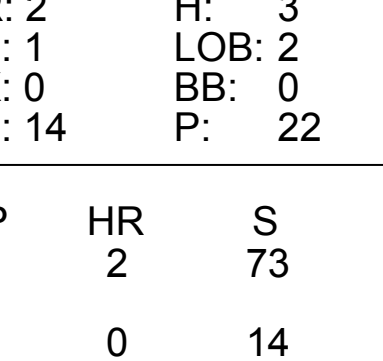
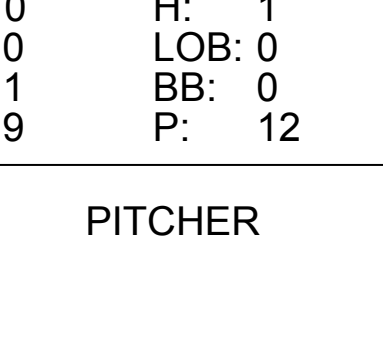
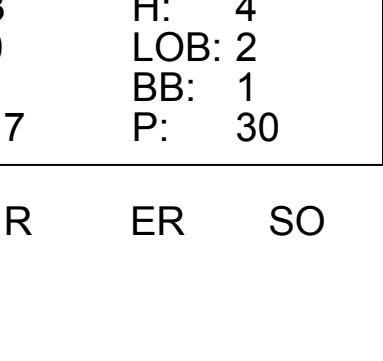
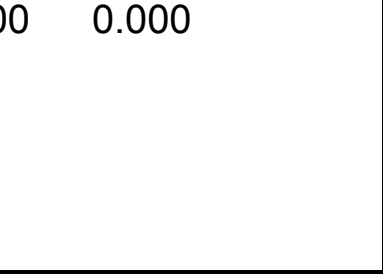





Batter	1	2	3	4	5	6	7	8	9	AB	R	H	RBI	BB	SO	LOB	TOP					
Wilson Betemit, S (1,4) OBP: 0.353, SLG: 0.505										4	0	0	0	0	2	0	<b>Atlanta Braves @ Philadelphia Phillies</b> Citizens Bank Park, Philadelphia, PA Fri Jul 21 2006, 7:05 PM EDT Att: 32,833 - Partly Cloudy - 84 F					
11 Edgar Renteria, R (1,6) OBP: 0.396, SLG: 0.467										4	1	2	1	0	1	0						
10 Chipper Jones, S (1,5) OBP: 0.421, SLG: 0.566										4	0	1	0	0	0	1						
Andruw Jones, R (1,8) OBP: 0.358, SLG: 0.532										4	0	0	0	0	2	1						
16 Brian McCann, L (1,2) OBP: 0.406, SLG: 0.553										4	1	1	0	0	0	0						
7 Jeff Francoeur, R (1,9) OBP: 0.288, SLG: 0.453										4	1	2	2	0	1	0						
Adam LaRoche, L (1,3) OBP: 0.337, SLG: 0.519										3	1	1	0	1	0	1						
Scott Thorman, L (1,7) OBP: 0.297, SLG: 0.541										3	1	1	2	0	0	1						
Ryan Langerhans, L (7,7) OBP: 0.331, SLG: 0.384										1	0	0	0	0	1	0						
29 John Smoltz, R (1,1) OBP: 0.220, SLG: 0.256										2	0	0	0	0	0	0						
4 Pete Orr, L (8, PH) OBP: 0.220, SLG: 0.288										1	0	0	0	0	0	0						
Ken Ray, R (8,1) OBP: 0.220, SLG: 0.288										0	0	0	0	0	0	0						
49 Macay McBride, L (8,1) OBP: 0.220, SLG: 0.288										0	0	0	0	0	0	0						
<b>Inning Stats</b>	R: 0 E: 0 K: 1 S: 6	H: 0 LOB: 0 BB: 0 P: 12	R: 0 E: 0 K: 0 S: 9	H: 1 LOB: 1 BB: 0 P: 12	R: 0 E: 0 K: 0 S: 8	H: 0 LOB: 0 BB: 0 P: 13	R: 0 E: 0 K: 1 S: 7	H: 1 LOB: 0 BB: 0 P: 8	R: 2 E: 0 K: 0 S: 8	H: 2 LOB: 0 BB: 0 P: 13	R: 1 E: 0 K: 1 S: 13	H: 1 LOB: 0 BB: 1 P: 20	R: 0 E: 0 K: 1 S: 6	H: 0 LOB: 1 BB: 1 P: 13	R: 0 E: 0 K: 1 S: 9	H: 1 LOB: 0 BB: 0 P: 15	R: 2 E: 0 K: 2 S: 11	H: 2 LOB: 0 BB: 0 P: 18	1B: 4 2B: 1 3B: 0 HR: 3	SF: 0 SAC: 0 DP: 1 HBP: 0	WP: 1 PB: 0 SB: 0 CS: 0	PA: 35
<b>PITCHER</b>	IP	WLS	BF	H	R	ER	SO	BB	IBB	HBP	BLK	WP	HR	S	P	ERA	WHIP					
Cory Lidle, R (1,1) ERA: 4.91	8.0	W	30	6	3	3	5	1	0	0	0	1	2	66	106	3.38	0.875					
45 Tom Gordon, R (9,1) ERA: 2.45	1.0	S	5	2	2	2	2	0	0	0	0	0	1	11	18	18.00	2.000					

AB	34
R	5
H	8
RBI	5
BB	1
SO	7
LOB	4



Batter	1	2	3	4	5	6	7	8	9	AB	R	H	RBI	BB	SO	LOB	BOTTOM				
11 Jimmy Rollins, S (1,6) OBP: 0.326, SLG: 0.438										5	1	4	1	0	0	0	<b>Atlanta Braves @ Philadelphia Phillies</b> Citizens Bank Park, Philadelphia, PA Fri Jul 21 2006, 7:05 PM EDT Att: 32,833 - Partly Cloudy - 84 F				
26 Chase Utley, L (1,4) OBP: 0.383, SLG: 0.532										4	0	1	2	0	1	3					
Bobby Abreu, L (1,9) OBP: 0.438, SLG: 0.451										3	0	0	0	2	0	2					
Pat Burrell, R (1,7) OBP: 0.382, SLG: 0.514										4	0	0	0	0	2	3					
Mike Lieberthal, R (9,2) OBP: 0.237, SLG: 0.303										0	0	0	0	0	0	0					
6 Ryan Howard, L (1,3) OBP: 0.349, SLG: 0.594										3	0	0	0	1	1	0					
Aaron Rowand, R (1,8) OBP: 0.318, SLG: 0.430										3	1	0	0	1	1	1					
David Bell, R (1,5) OBP: 0.351, SLG: 0.403										4	2	4	0	0	0	0					
27 Chris Coste, R (1,2) OBP: 0.368, SLG: 0.500										3	1	1	2	0	1	2					
David Dellucci, L (8, PH) OBP: 0.355, SLG: 0.586										1	1	1	1	0	0	0					
45 Tom Gordon, R (9,1) OBP: 0.220, SLG: 0.288										0	0	0	0	0	0	0					
Cory Lidle, R (1,1) OBP: 0.152, SLG: 0.161										3	0	0	0	0	2	0					
8 Shane Victorino, S (8, PH) OBP: 0.329, SLG: 0.417										1	0	0	0	0	0	2					
<b>Inning Stats</b>	R: 0 E: 0 K: 1 S: 12	H: 1 LOB: 1 BB: 1 P: 19	R: 0 E: 0 K: 2 S: 10	H: 1 LOB: 0 BB: 0 P: 17	R: 0 E: 0 K: 2 S: 11	H: 0 LOB: 2 BB: 1 P: 19	R: 2 E: 1 K: 0 S: 14	H: 3 LOB: 2 BB: 0 P: 22	R: 0 E: 0 K: 0 S: 10	H: 0 LOB: 1 BB: 1 P: 19	R: 0 E: 0 K: 1 S: 9	H: 1 LOB: 0 BB: 0 P: 12	R: 1 E: 0 K: 1 S: 7	H: 1 LOB: 0 BB: 0 P: 9	R: 3 E: 0 K: 1 S: 17	H: 4 LOB: 2 BB: 1 P: 30	1B: 9 2B: 0 3B: 0 HR: 2	SF: 0 SAC: 0 DP: 2 HBP: 1	WP: 0 PB: 0 SB: 0 CS: 0	PA: 39	
<b>PITCHER</b>	IP	WLS	BF	H	R	ER	SO	BB	IBB	HBP	BLK	WP	HR	S	P	ERA	WHIP				
29 John Smoltz, R (1,1) ERA: 3.43	7.0	L	31	7	3	3	7	3	0	1	0	0	2	73	117	3.86	1.429				
Ken Ray, R (8,1) ERA: 3.05	0.2	L	7	4	3	3	1	1	0	0	0	0	0	14	26	40.50	7.500				
49 Macay McBride, L (8,1) ERA: 4.75	0.1		1	0	0	0	0	0	0	0	0	0	0	3	4	0.00	0.000				

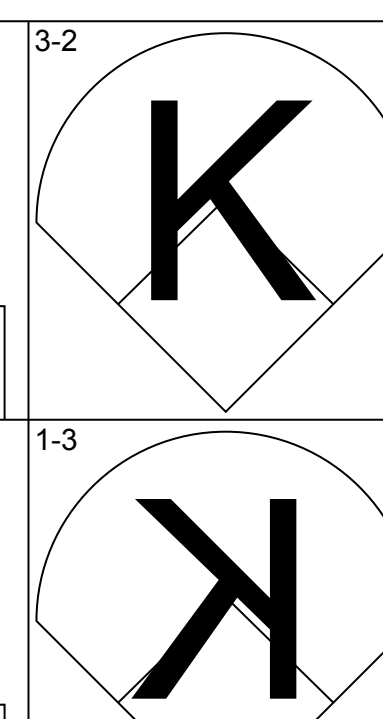
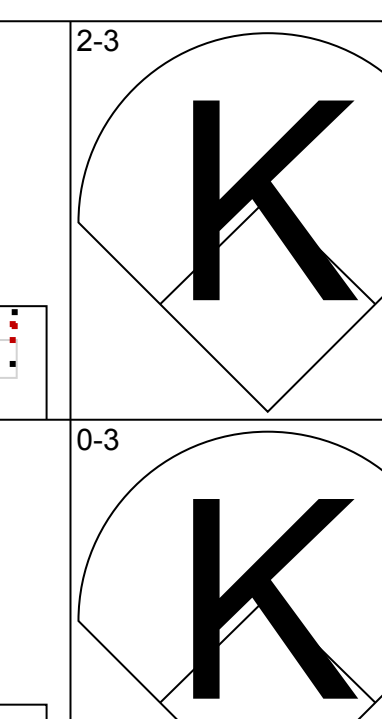
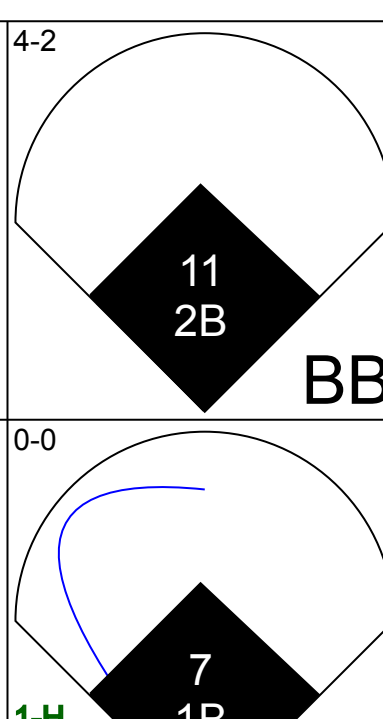
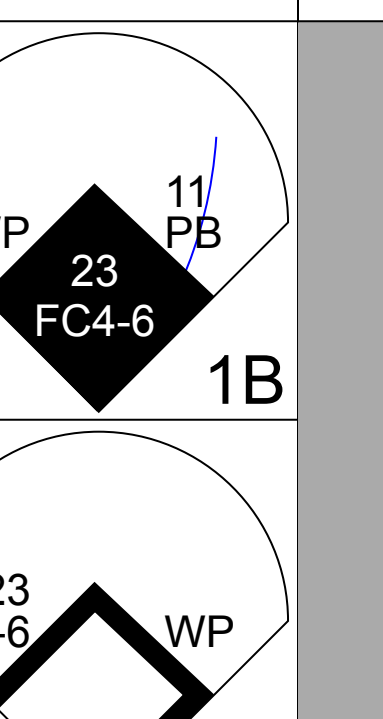
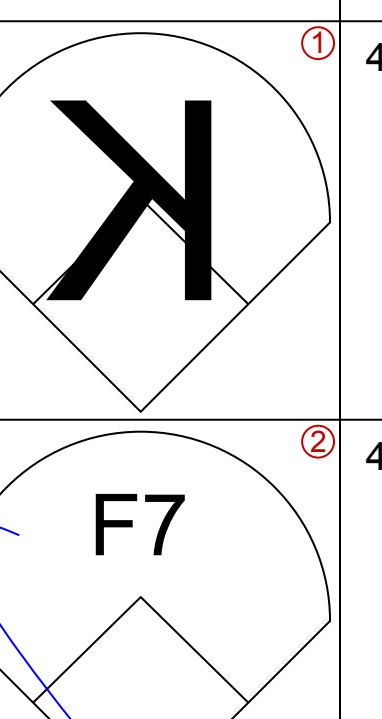

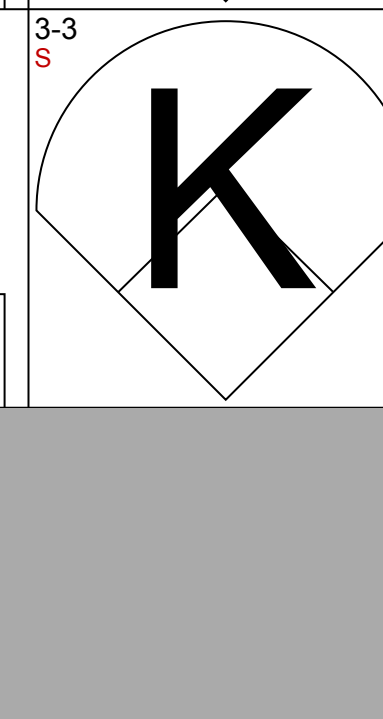

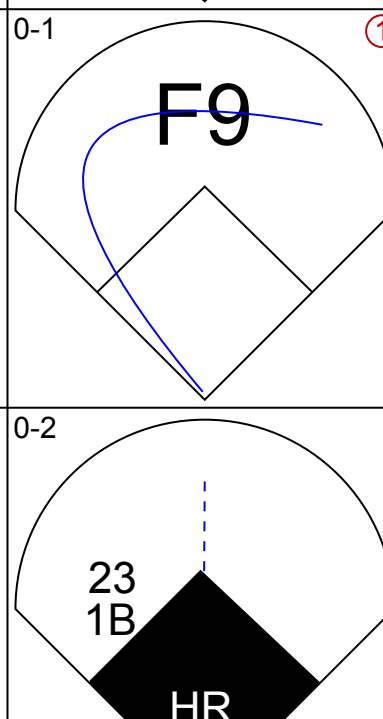
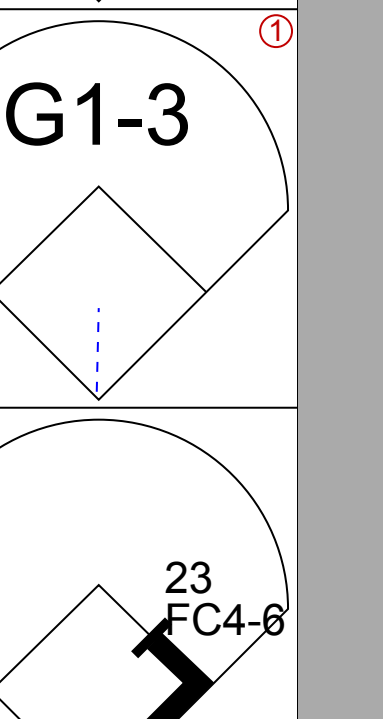
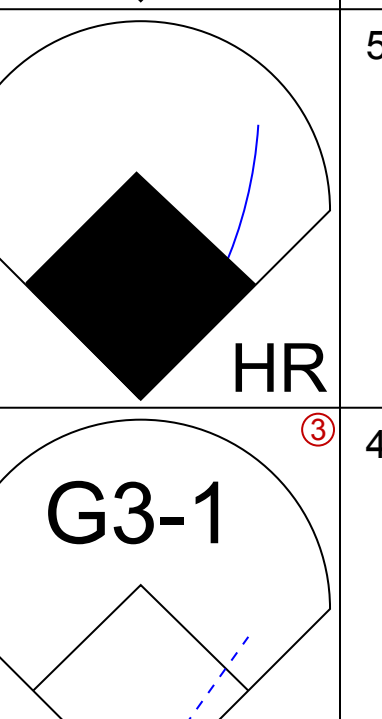

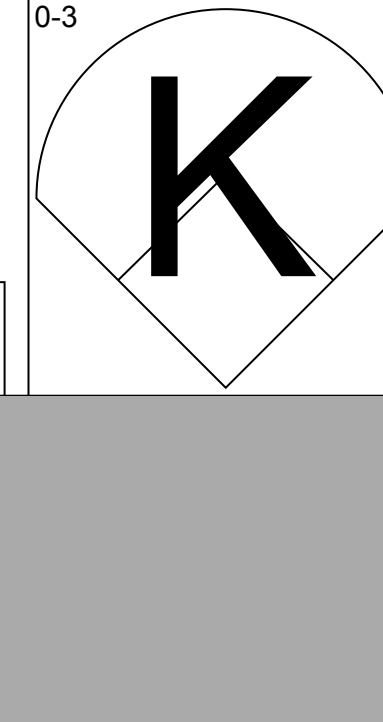
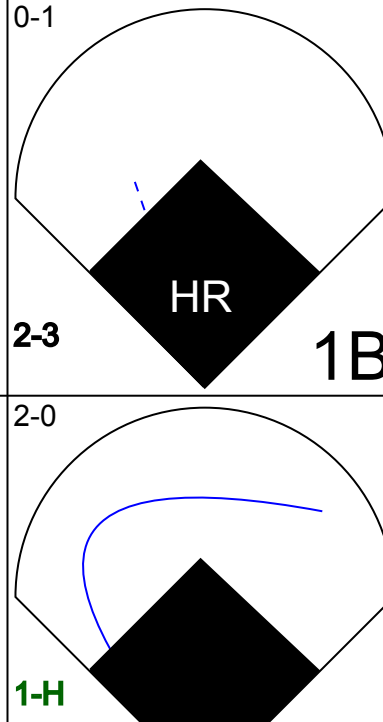
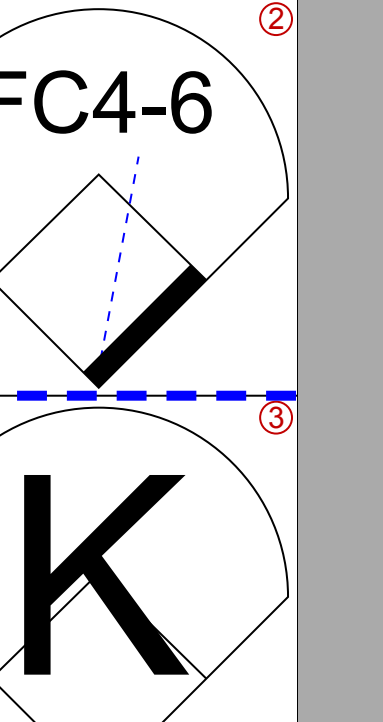

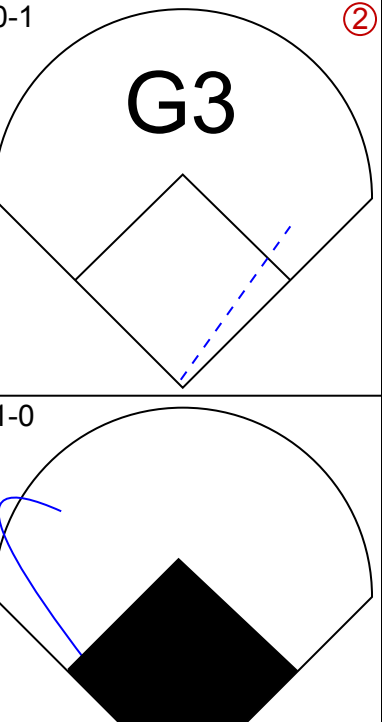
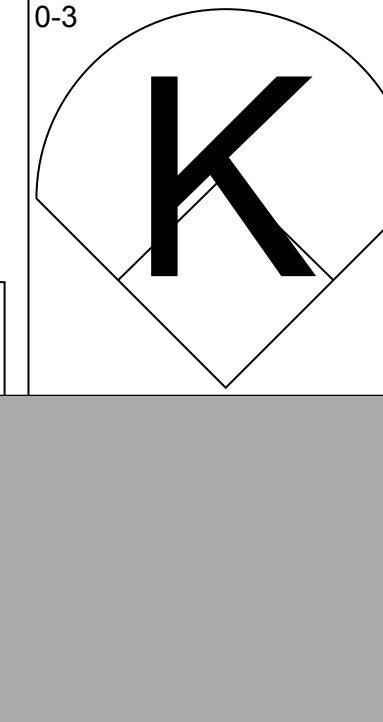
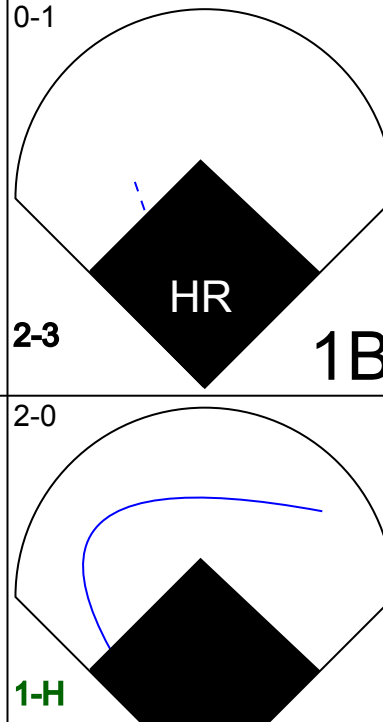
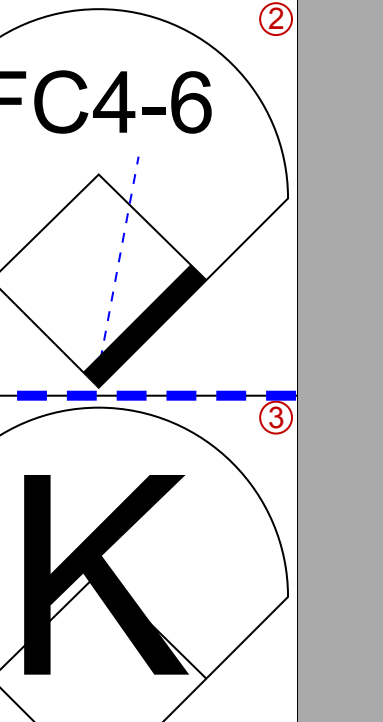

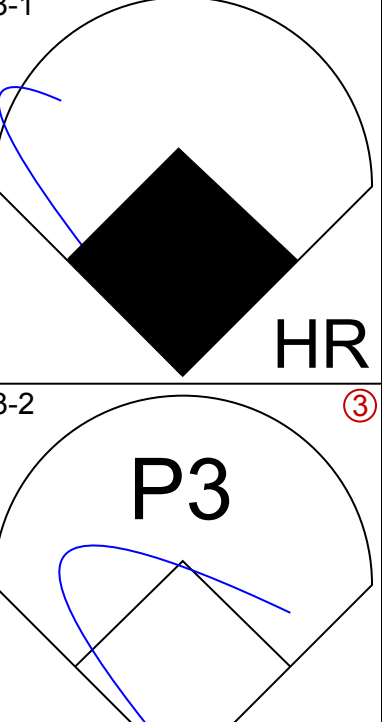

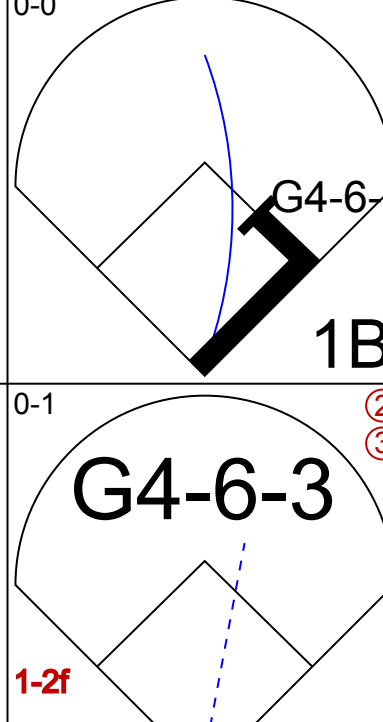
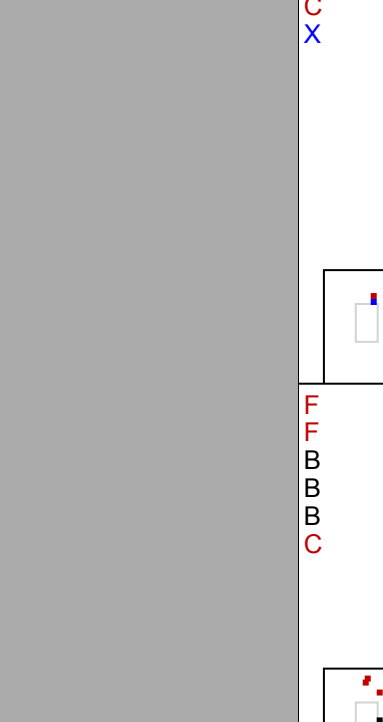

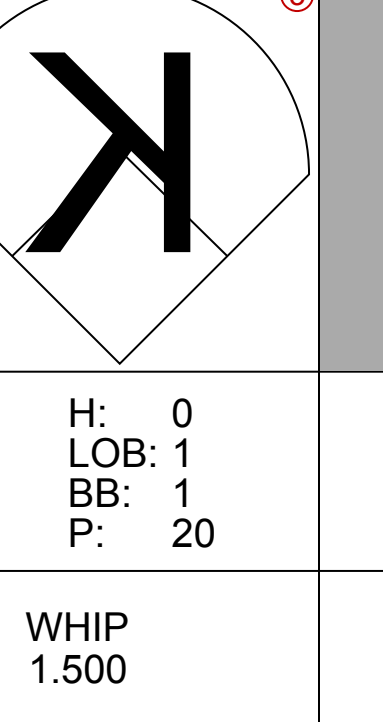

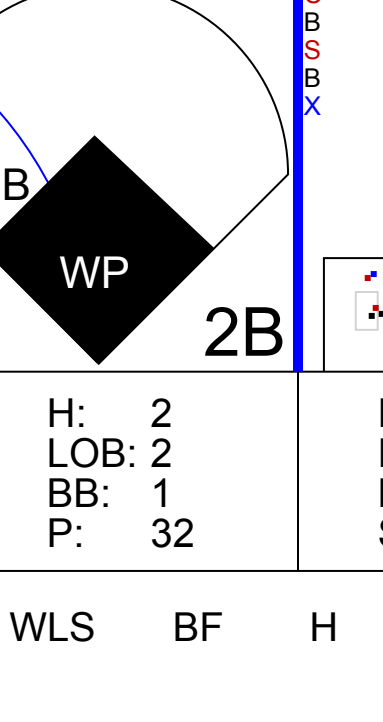
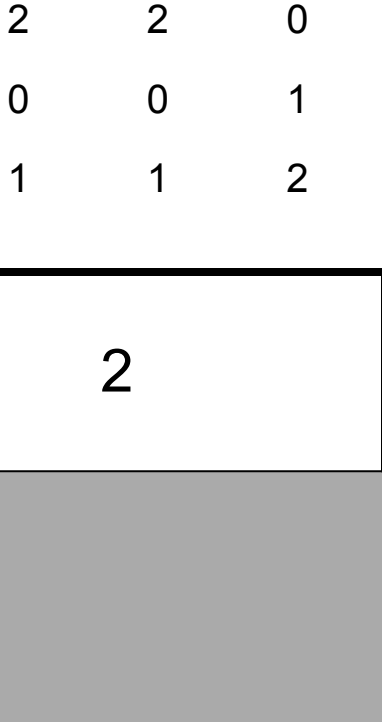
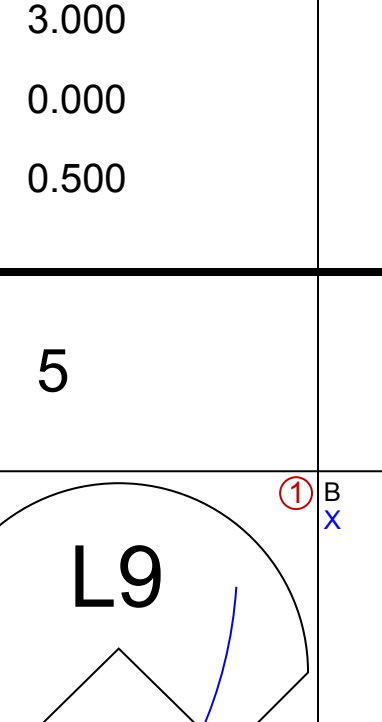
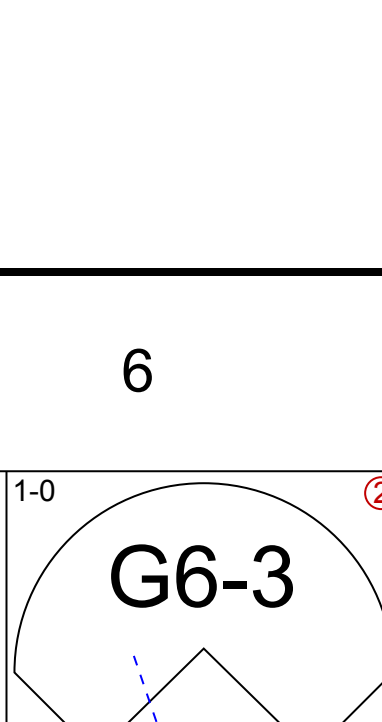
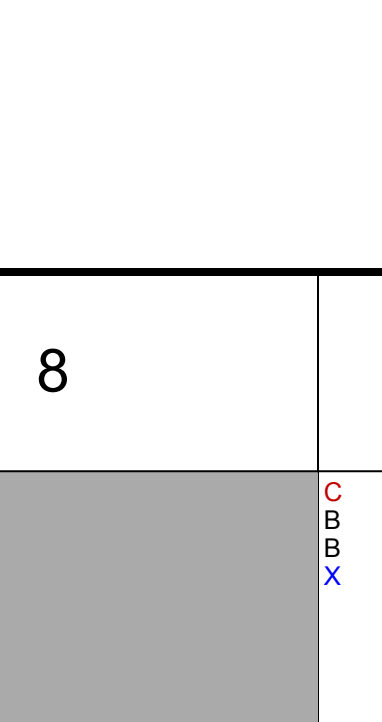

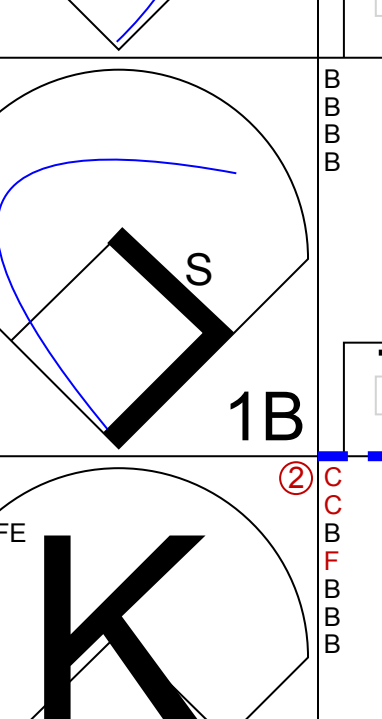
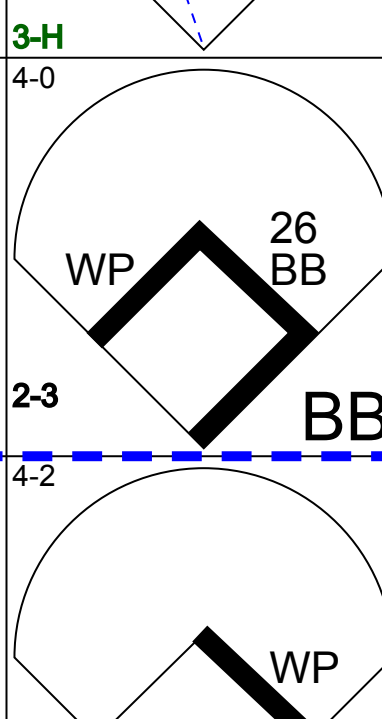
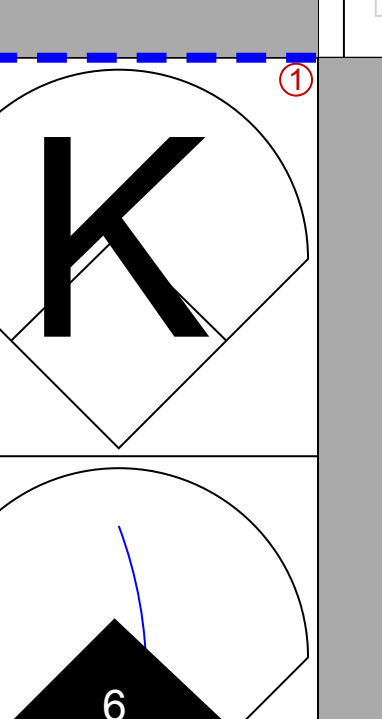
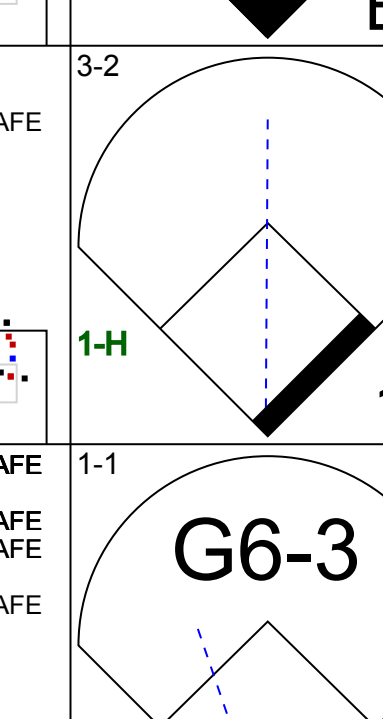
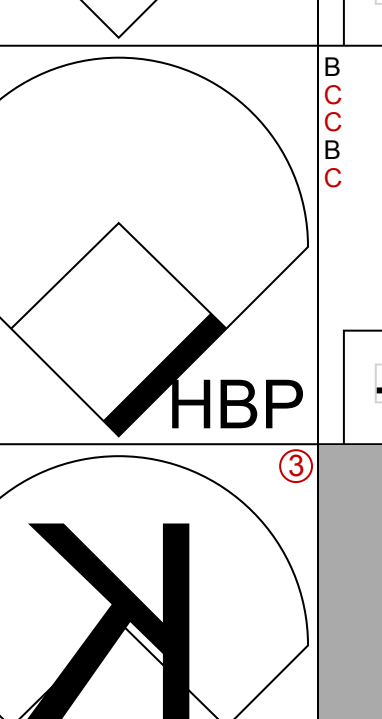
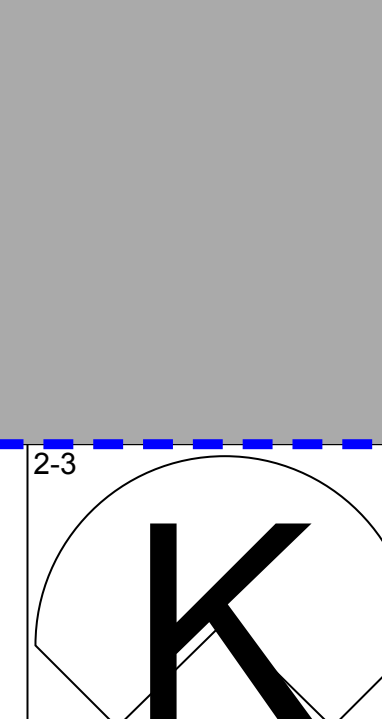
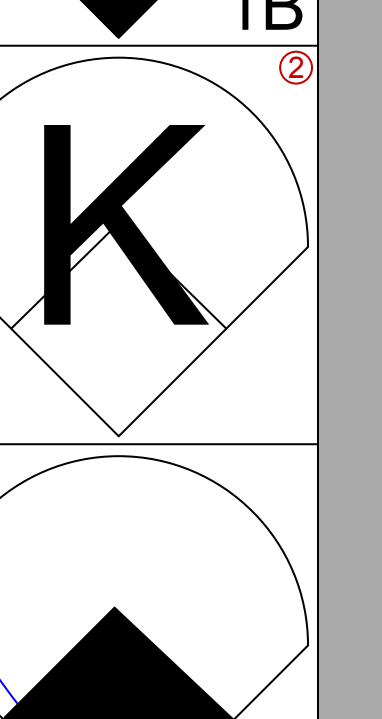


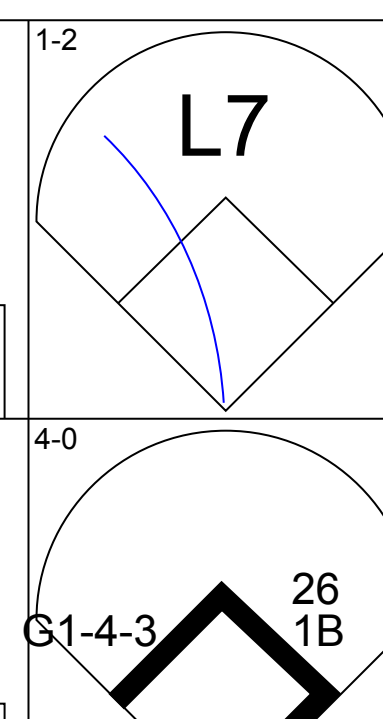
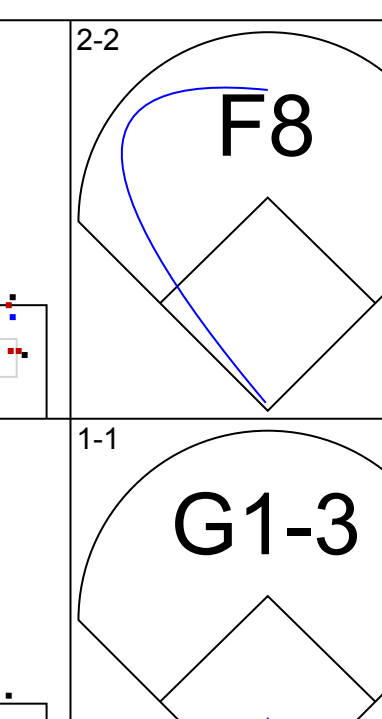
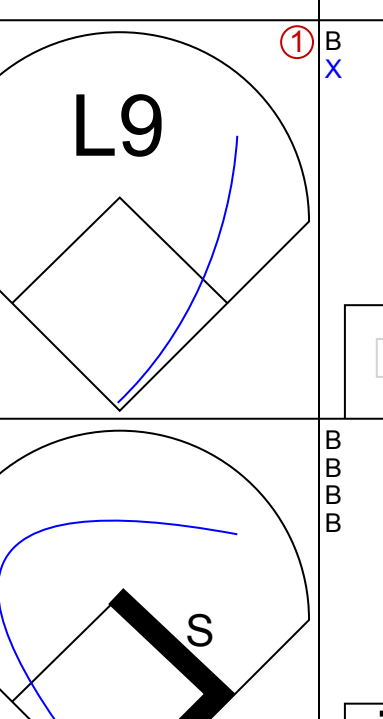
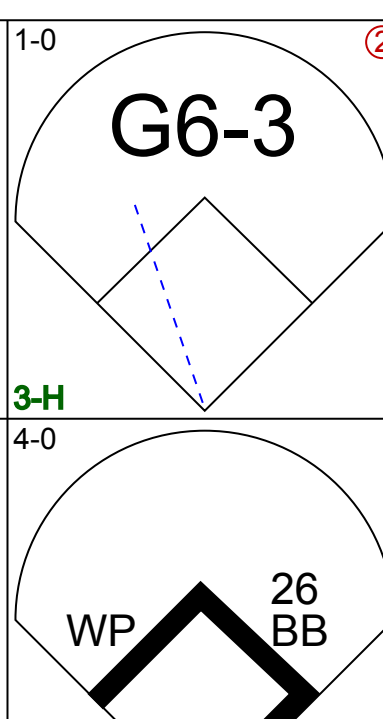
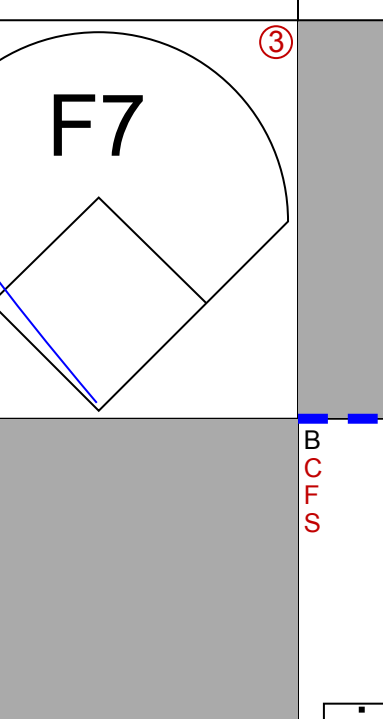
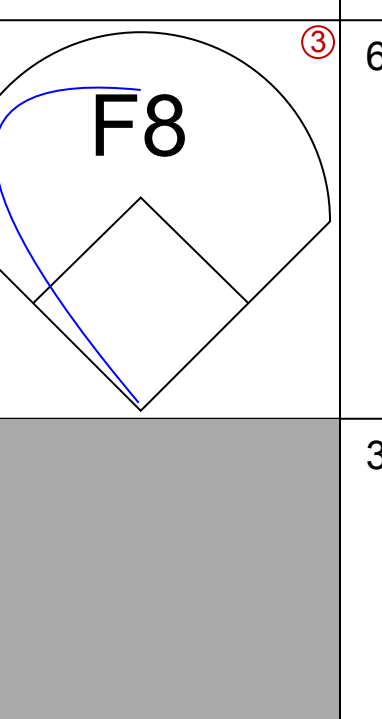
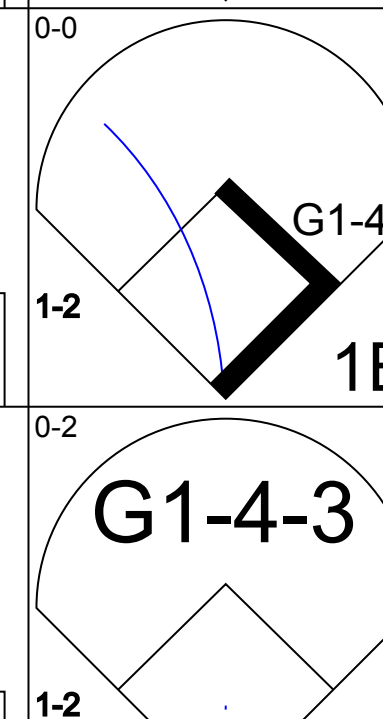
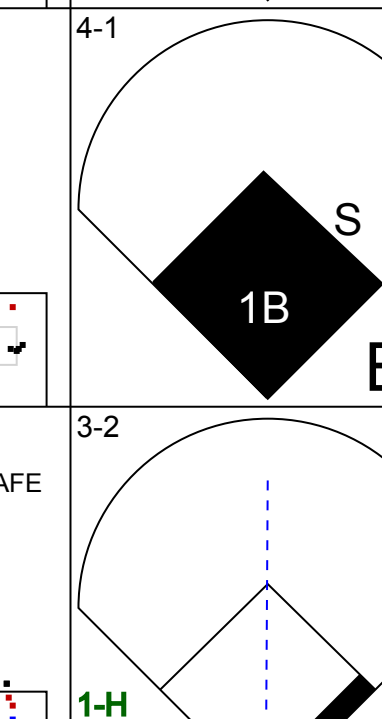
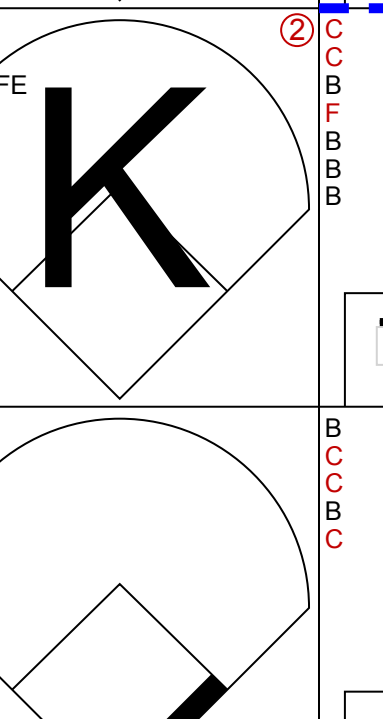
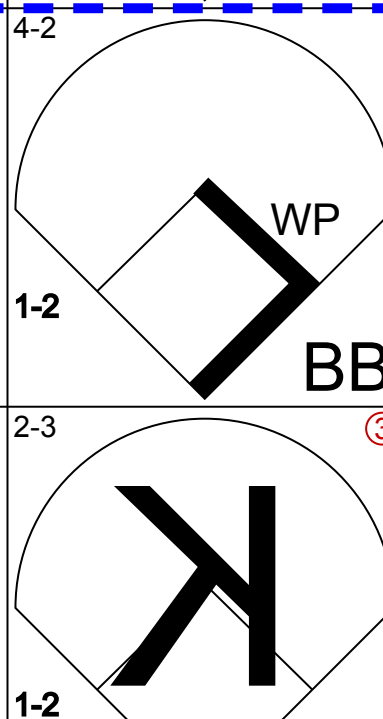
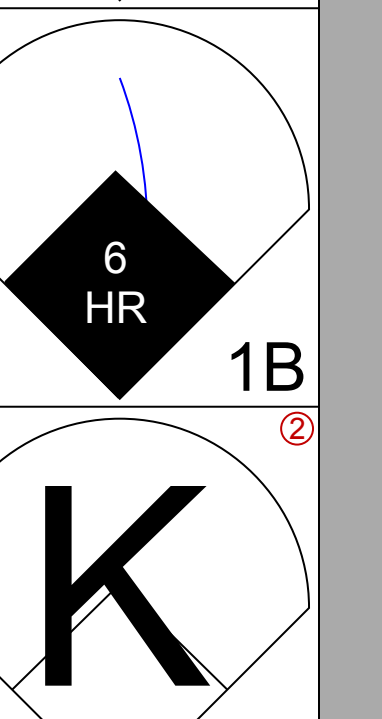
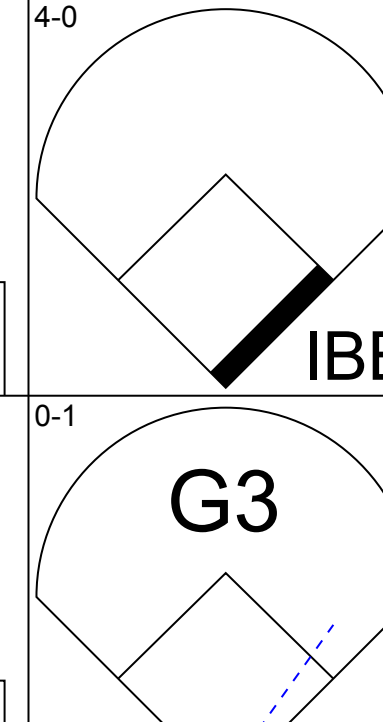
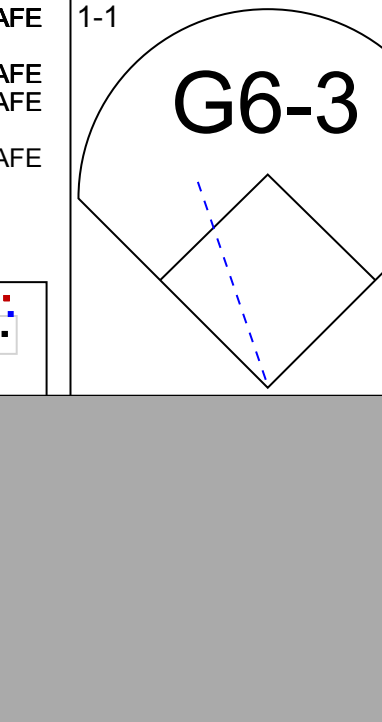
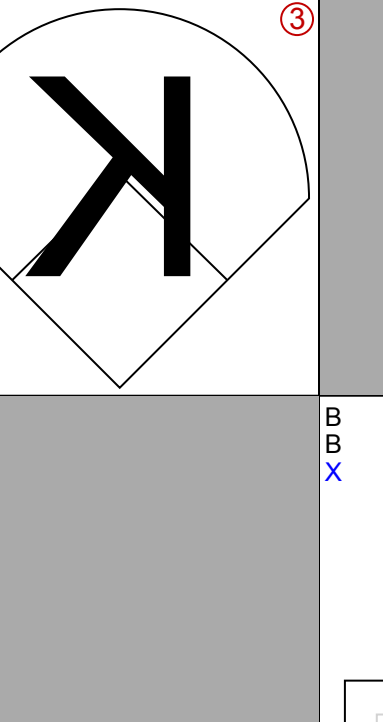
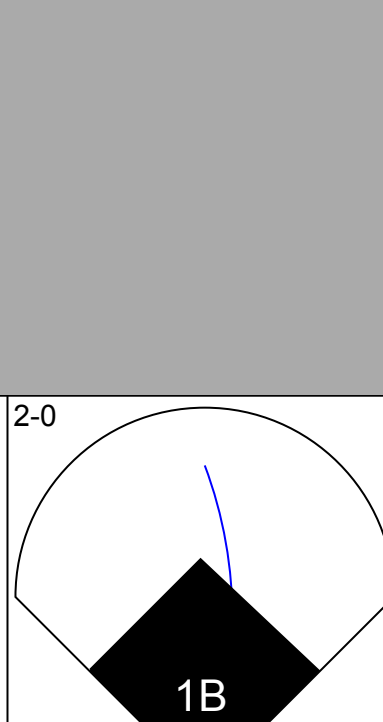
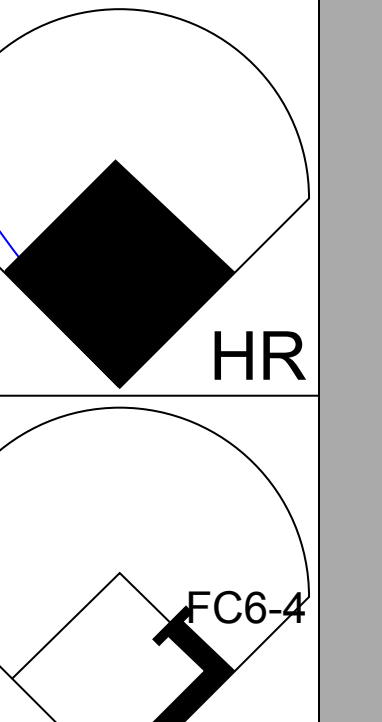


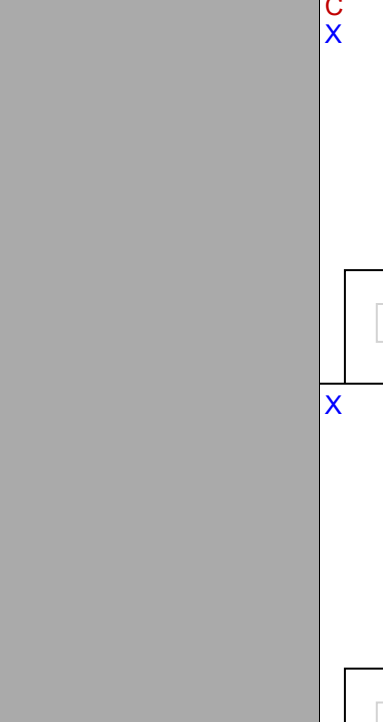
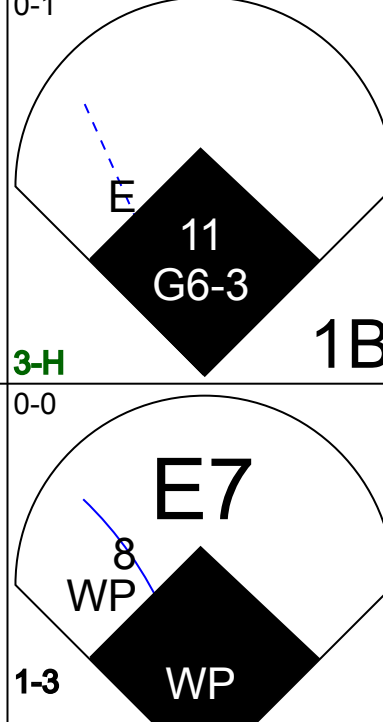
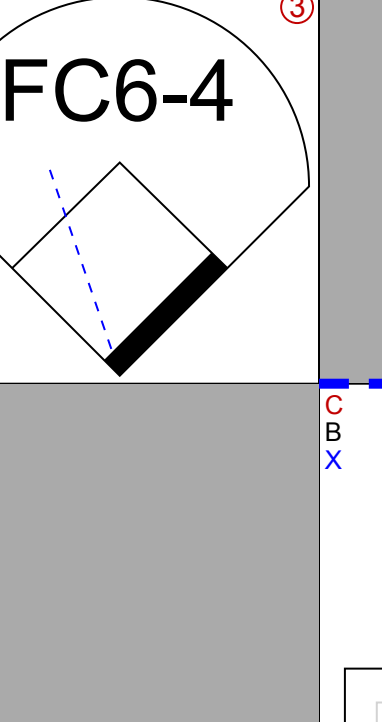
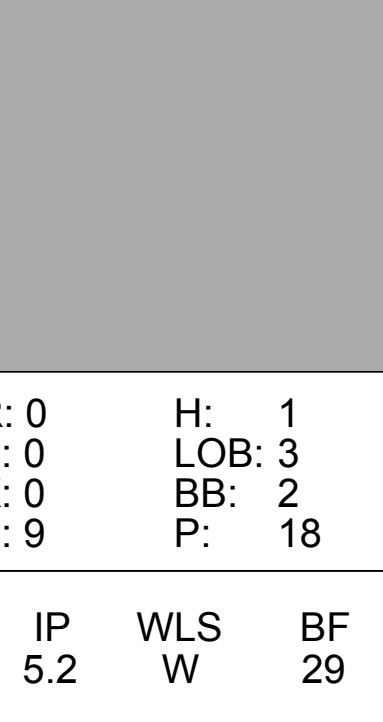
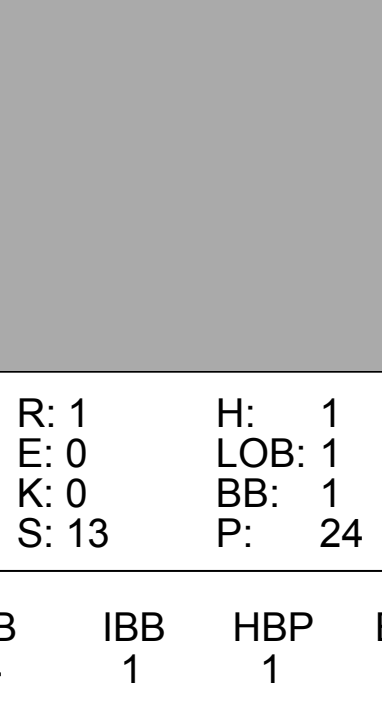
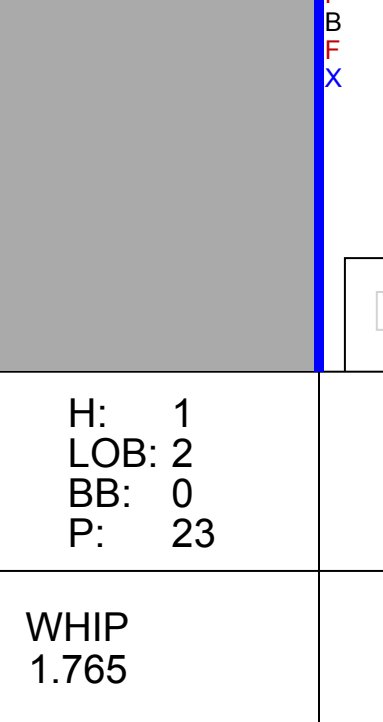
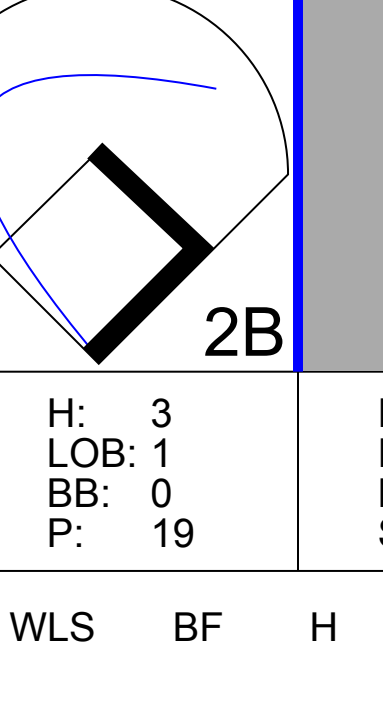
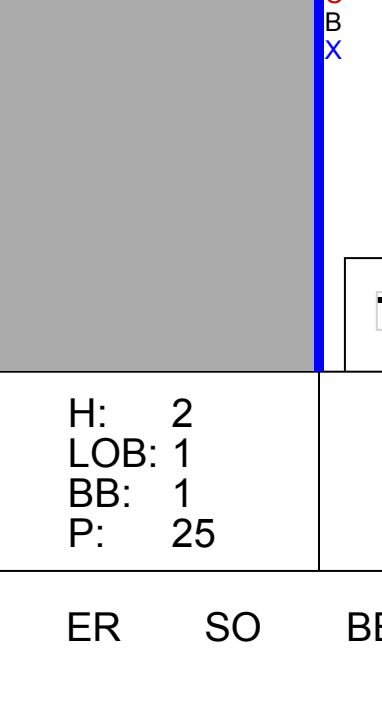
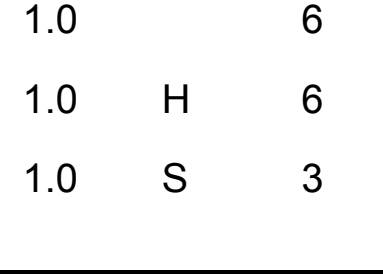







Batter	1	2	3	4	5	6	7	8	9	AB	R	H	RBI	BB	SO	LOB	TOP			
Marcus Giles, R (1,4) OBP: 0.342, SLG: 0.370										3	1	0	0	1	2	0	<b>Atlanta Braves @ Philadelphia Phillies</b> Citizens Bank Park, Philadelphia, PA Sun Jul 23 2006, 8:05 PM EDT Att: 31,664 - Clear - 79 F <a href="http://livebaseballscorecards.com">livebaseballscorecards.com</a>			
11 Edgar Renteria, R (1,6) OBP: 0.399, SLG: 0.479										4	2	2	2	0	0	0				
Wilson Betemit, S (1,5) OBP: 0.351, SLG: 0.505										4	0	1	0	0	0	1				
16 Brian McCann, L (1,2) OBP: 0.404, SLG: 0.546										3	1	0	0	1	1	1				
7 Jeff Francoeur, R (1,9) OBP: 0.287, SLG: 0.458										4	1	1	3	0	1	0				
Adam LaRoche, L (1,3) OBP: 0.336, SLG: 0.519										4	0	1	0	0	1	0				
Scott Thorman, L (1,7) 23 Matt Diaz, R (8,7) OBP: 0.353, SLG: 0.455										3	0	0	0	0	2	1				
Ryan Langerhans, L (1,8) OBP: 0.327, SLG: 0.379										3	0	0	0	0	0	1				
Horacio Ramirez, L (1,1) 4 Pete Orr, L (8, PH) 49 Macey McBride, L (8, 1) 28 Bob Wickman, R (9, 1) OBP: 0.190, SLG: 0.150 OBP: 0.217, SLG: 0.284 OBP: 0.353, SLG: 0.455										2	0	0	0	0	1	1				
<b>Inning Stats</b>	R: 0 E: 0 K: 2 S: 11	H: 1 LOB: 1 BB: 0 P: 19	R: 0 E: 0 K: 2 S: 9	H: 0 LOB: 0 BB: 0 P: 12	R: 0 E: 0 K: 2 S: 8	H: 0 LOB: 0 BB: 0 P: 11	R: 1 E: 0 K: 0 S: 6	H: 1 LOB: 0 BB: 0 P: 9	R: 0 E: 0 K: 0 S: 7	H: 0 LOB: 0 BB: 0 P: 11	R: 0 E: 0 K: 0 S: 7	H: 0 LOB: 0 BB: 0 P: 11	R: 0 E: 0 K: 0 S: 7	H: 0 LOB: 0 BB: 0 P: 14	R: 4 E: 0 K: 1 S: 16	H: 2 LOB: 0 BB: 2 P: 28		1B: 0 2B: 3 3B: 0 HR: 2	SF: 0 SAC: 0 DP: 0 HBP: 0	WP: 0 PB: 0 SB: 0 CS: 0
<b>PITCHER</b>	IP WLS BF H R ER SO BB IBB HBP BLK WP HR S P ERA WHIP																			
39 Brett Myers, R (1,1) ERA: 3.74	8.0 L 29 4 3 3 7 1 0 0 0 0 1 69 111 3.38 0.625																			
45 Tom Gordon, R (9,1) ERA: 2.83	1.0 5 1 2 2 1 0 1 0 0 0 1 9 16 18.00 1.000																			

Batter	1	2	3	4	5	6	7	8	9	AB	R	H	RBI	BB	SO	LOB	BOTTOM					
11 Jimmy Rollins, S (1,6) OBP: 0.327, SLG: 0.439										4	0	2	0	0	0	0	<b>Atlanta Braves @ Philadelphia Phillies</b> Citizens Bank Park, Philadelphia, PA Sun Jul 23 2006, 8:05 PM EDT Att: 31,664 - Clear - 79 F <a href="http://livebaseballscorecards.com">livebaseballscorecards.com</a>					
26 Chase Utley, L (1,4) OBP: 0.382, SLG: 0.531										4	0	1	0	0	1	2						
Bobby Abreu, L (1,9) OBP: 0.436, SLG: 0.448										4	0	1	0	0	2	2						
Pat Burrell, R (1,7) OBP: 0.380, SLG: 0.510										4	1	1	0	0	2	1						
6 Ryan Howard, L (1,3) OBP: 0.353, SLG: 0.595										4	0	3	0	0	1	0						
Aaron Rowand, R (1,8) OBP: 0.317, SLG: 0.425										3	0	0	0	1	2	3						
David Bell, R (1,5) OBP: 0.353, SLG: 0.495										4	0	2	0	0	0	2						
Mike Lieberthal, R (1,2) OBP: 0.259, SLG: 0.304 David DeLucci, L (9, PH) OBP: 0.352, SLG: 0.581										3	0	1	1	0	0	3						
39 Brett Myers, R (1,1) OBP: 0.054, SLG: 0.028 45 Tom Gordon, R (9,1) ERA: 4.03										3	0	0	0	0	0	3						
<b>Inning Stats</b>	R: 0 E: 0 K: 1 S: 8	H: 0 LOB: 0 BB: 0 P: 13	R: 1 E: 0 K: 1 S: 15	H: 3 LOB: 2 BB: 0 P: 22	R: 0 E: 0 K: 1 S: 9	H: 1 LOB: 1 BB: 0 P: 15	R: 0 E: 0 K: 0 S: 10	H: 2 LOB: 0 BB: 0 P: 13	R: 0 E: 0 K: 1 S: 9	H: 1 LOB: 1 BB: 0 P: 14	R: 0 E: 0 K: 1 S: 10	H: 1 LOB: 1 BB: 1 P: 21	R: 0 E: 0 K: 0 S: 10	H: 2 LOB: 0 BB: 0 P: 12	R: 0 E: 0 K: 2 S: 9	H: 1 LOB: 0 BB: 0 P: 15		R: 0 E: 0 K: 1 S: 9	H: 0 LOB: 0 BB: 0 P: 15	1B: 10 2B: 1 3B: 0 HR: 0	SF: 0 SAC: 0 DP: 3 HBP: 0	WP: 0 PB: 0 SB: 1 CS: 0
<b>PITCHER</b>	IP WLS BF H R ER SO BB IBB HBP BLK WP HR S P ERA WHIP																					
Horacio Ramirez, L (1,1) ERA: 4.04	7.0 1 1 1 5 0 0 0 0 0 0 0 71 110 1.29 1.571																					
49 Macey McBride, L (8,1) ERA: 4.4	1.0 W 3 1 0 0 2 0 0 0 0 0 0 9 15 0.00 1.000																					
28 Bob Wickman, R (9,1) ERA: 4.03	1.0 3 0 0 0 1 0 0 0 0 0 0 9 15 0.00 0.000																					



Batter	1	2	3	4	5	6	7	8	9	AB	R	H	RBI	BB	SO	LOB	TOP			
Marcus Giles, R OBP: 0.343, SLG: 0.368 (1, 4)										4	2	1	0	1	3	0	<b>Atlanta Braves @ Philadelphia Phillies</b> Citizens Bank Park, Philadelphia, PA Mon Jul 24 2006, 7:05 PM EDT Att: 28,864 - Partly Cloudy - 82 F  <b>AB 36</b> <b>R 10</b> <b>H 10</b> <b>RBI 9</b> <b>BB 3</b> <b>SO 15</b> <b>LOB 9</b>  			
11 Edgar Renteria, R OBP: 0.399, SLG: 0.479 (1, 6)										4	1	1	1	0	2	0				
Wilson Betemit, S OBP: 0.348, SLG: 0.513 (1, 5)										5	1	1	1	0	2	3				
7 Jeff Francoeur, R OBP: 0.289, SLG: 0.456 (1, 9)										4	1	1	1	1	2	0				
23 Matt Diaz, R OBP: 0.350, SLG: 0.449 (1, 7)										4	1	1	1	0	1	2				
Adam LaRoche, L OBP: 0.338, SLG: 0.538 (1, 3)										4	2	2	4	0	1	2				
Todd Pratt, R OBP: 0.268, SLG: 0.327 (1, 2)										4	1	2	1	0	1	0				
Ryan Langerhans, L OBP: 0.326, SLG: 0.374 (1, 8)										3	0	0	0	1	1	1				
15 Tim Hudson, R OBP: 0.143, SLG: 0.192 (6, 1) 49 Mickey Medeiros, L OBP: 0.265, SLG: 0.395 (7, PH) 4 Pete Orr, L OBP: 0.279, SLG: 0.329 (7, PH) Ken Ray, R OBP: 0.279, SLG: 0.329 (7, PH) Scott Thorman, L OBP: 0.279, SLG: 0.329 (8, PH) Tyler Yates, R OBP: 0.279, SLG: 0.329 (8, PH) 28 Bob Wickman, R OBP: 0.279, SLG: 0.329 (9, 1)										2	0	0	0	0	2	1				
<b>Inning Stats</b>	R: 0 E: 0 K: 3 S: 14	H: 0 LOB: 0 BB: 0 P: 21	R: 2 E: 0 K: 1 S: 15	H: 2 LOB: 0 BB: 0 P: 22	R: 0 E: 0 K: 3 S: 9	H: 0 LOB: 0 BB: 0 P: 13	R: 0 E: 0 K: 2 S: 11	H: 0 LOB: 1 BB: 1 P: 20	R: 5 E: 0 K: 0 S: 14	H: 5 LOB: 0 BB: 1 P: 20	R: 2 E: 0 K: 1 S: 17	H: 2 LOB: 2 BB: 1 P: 32	R: 0 E: 0 K: 1 S: 8	H: 0 LOB: 0 BB: 0 P: 13	R: 1 E: 0 K: 1 S: 9	H: 1 LOB: 0 BB: 0 P: 13		1B: 4 2B: 2 3B: 0 HR: 4	SF: 0 SAC: 0 DP: 1 HBP: 1	WP: 1 PB: 1 CS: 0
<b>PITCHER</b>	IP WLS BF H R ER SO BB IBB HBP BLK WP HR S P ERA WHIP																			
35 Cole Hamels, L ERA: 5.98 (1, 1)	5.1 L 24 6 7 7 12 2 0 0 0 0 0 3 69 106 11.81 1.500																			
Rick White, R ERA: 5.7 (6, 1)	0.2 2 1 0 0 0 0 0 0 0 0 0 3 3 0.00 1.500																			
Ryan Franklin, R ERA: 4.56 (7, 1)	0.2 6 2 2 2 0 0 0 1 1 0 1 0 14 27 27.00 3.000																			
Aaron Fultz, L ERA: 4.47 (7, 1)	0.1 1 0 0 0 1 0 0 0 0 0 0 3 5 0.00 0.000																			
Geoff Geary, R ERA: 3.29 (8, 1)	2.0 7 1 1 1 2 0 0 0 0 0 0 1 17 26 4.50 0.500																			

Batter	1	2	3	4	5	6	7	8	9	AB	R	H	RBI	BB	SO	LOB	BOTTOM					
11 Jimmy Rollins, S OBP: 0.323, SLG: 0.432 (1, 6)											6	0	0	1	0	0	2					
8 Shane Victorino, S OBP: 0.337, SLG: 0.415 (1, 8)										3	0	1	0	2	1	0						
26 Chase Utley, L OBP: 0.387, SLG: 0.532 (1, 4)										3	2	2	0	2	1	1						
Bobby Abreu, L OBP: 0.436, SLG: 0.446 (1, 9)										4	0	1	1	0	2	5						
6 Ryan Howard, L OBP: 0.354, SLG: 0.600 (1, 3)										4	1	1	2	1	2	3						
David Dellucci, L OBP: 0.369, SLG: 0.608 (1, 7)										3	2	2	0	2	0	3						
David Bell, R OBP: 0.354, SLG: 0.414 (1, 5)										5	2	2	3	0	0	2						
Mike Lieberthal, R OBP: 0.257, SLG: 0.299 (1, 2)										5	1	1	0	0	1	1						
35 Cole Hamels, L OBP: 0.279, SLG: 0.371 (6, 1) Abraham Nunez, S OBP: 0.279, SLG: 0.222 (7, PH) Ryan Franklin, R OBP: 0.279, SLG: 0.329 (7, PH) Aron Fultz, L OBP: 0.279, SLG: 0.329 (7, PH) Aaron Rowand, R OBP: 0.279, SLG: 0.329 (8, PH) Geoff Geary, R OBP: 0.279, SLG: 0.329 (8, PH) Pat Burrell, R OBP: 0.279, SLG: 0.329 (9, PH)										2	0	0	0	0	1	1						
<b>Inning Stats</b>	R: 0 E: 0 K: 0 S: 9	H: 1 LOB: 3 BB: 2 P: 18	R: 0 E: 0 K: 1 S: 7	H: 0 LOB: 0 BB: 0 P: 9	R: 1 E: 0 K: 0 S: 13	H: 1 LOB: 1 BB: 1 P: 24	R: 0 E: 0 K: 1 S: 6	H: 1 LOB: 1 BB: 1 P: 11	R: 0 E: 0 K: 2 S: 14	H: 1 LOB: 2 BB: 0 P: 23	R: 3 E: 1 K: 1 S: 14	H: 2 LOB: 1 BB: 2 P: 28	R: 2 E: 0 K: 1 S: 13	H: 3 LOB: 1 BB: 0 P: 19	R: 2 E: 0 K: 2 S: 15	H: 2 LOB: 1 BB: 1 P: 25	R: 0 E: 0 K: 0 S: 6	H: 0 LOB: 0 BB: 0 P: 10	1B: 6 2B: 2 3B: 1 HR: 2	SF: 0 SAC: 0 DP: 1 HBP: 1	WP: 2 PB: 0 SB: 2 CS: 0	PA: 46
<b>PITCHER</b>	IP WLS BF H R ER SO BB IBB HBP BLK WP HR S P ERA WHIP																					
15 Tim Hudson, R ERA: 4.87 (1, 1)	5.2 W 29 6 4 2 4 4 1 1 0 0 1 0 6 12 0.00 3.000																					
49 Macey McBride, L ERA: 4.55 (6, 1)	0.1 H 2 0 0 0 1 1 0 0 0 0 1 0 6 12 0.00 3.000																					
Ken Ray, R ERA: 3.38 (7, 1)	1.0 6 3 2 2 1 0 0 0 0 0 0 1 13 19 18.00 3.000																					
Tyler Yates, R ERA: 3.38 (8, 1)	1.0 H 6 2 2 2 2 1 0 0 0 0 0 1 15 25 18.00 3.000																					
28 Bob Wickman, R ERA: 3.9 (9, 1)	1.0 S 3 0 0 0 0 0 0 0 0 0 0 0 6 10 0.00 0.000																					












Batter	1	2	3	4	5	6	7	8	9	AB	R	H	RBI	BB	SO	LOB	TOP										
22 Eric Byrnes, R (1,8) OBP: 0.348, SLG: 0.503 Greg Aquino, R (8,1)	1-1 P2		1-2 G5-3			0-0 F8		1-3 K		4	0	0	0	0	1	1											
1 Orlando Hudson, S (1,4) OBP: 0.332, SLG: 0.423	2-1 F8		0-0 G3			1-3 K		3-2 F7		4	0	0	0	0	1	0											
Luis Gonzalez, L (1,7) OBP: 0.376, SLG: 0.476	2-0 HR			2-1 2B		3-2 L3		2-2 G4-3		4	1	2	1	0	0	0											
Chad Tracy, L (1,5) OBP: 0.339, SLG: 0.448	2-2 F7			2-3 K		0-0 F8		0-2 G4-3		4	0	0	0	0	1	1											
34 Conor Jackson, R (1,3) OBP: 0.359, SLG: 0.415		0-1 HR		0-3 K		2-1 F7				3	1	1	1	0	1	1											
Shawn Green, L (1,9) OBP: 0.357, SLG: 0.452		1-0 CS HBP		1-2 F7		0-0 G3				2	0	0	0	0	0	1											
Damion Easley, R (1,6) 30 Jeff DaVanon, S (8,PH) OBP: 0.368, SLG: 0.453 (8,8)		0-1 F7			1-3 K			0-2 G4-3		2	0	0	0	0	1	1											
19 Chris Snyder, R (1,2) OBP: 0.363, SLG: 0.423			1-3 K			1-3 K		0-0 1B		3	0	1	0	0	2	0											
Claudio Vargas, R (1,1) Randy Choate, L (7,1) 28 Brandon Medders, R (7,1) 6 Stephen Drew, L (8,PH) OBP: 0.344, SLG: 0.500 (8,6)			2-2 G5-3			0-1 G6-3		1-3 K		2	0	0	0	0	0	0											
<b>Inning Stats</b>	R: 1 E: 0 K: 0 S: 8	H: 1 LOB: 0 BB: 0 P: 15	R: 1 E: 0 K: 1 S: 7	H: 1 LOB: 0 BB: 0 P: 9	R: 0 E: 0 K: 0 S: 7	H: 0 LOB: 0 BB: 0 P: 10	R: 0 E: 0 K: 2 S: 13	H: 1 LOB: 1 BB: 0 P: 18	R: 0 E: 0 K: 1 S: 9	H: 0 LOB: 0 BB: 0 P: 11	R: 0 E: 0 K: 1 S: 8	H: 0 LOB: 0 BB: 0 P: 12	R: 0 E: 0 K: 0 S: 4	H: 0 LOB: 0 BB: 0 P: 6	R: 0 E: 0 K: 2 S: 12	H: 1 LOB: 1 BB: 0 P: 14	R: 0 E: 0 K: 0 S: 10	H: 0 LOB: 0 BB: 0 P: 15	1B: 1 2B: 1 3B: 0 HR: 2	SF: 0 SAC: 0 DP: 0 HBP: 1	WP: 0 PB: 0 SB: 0 CS: 1	PA: 31					
<b>PITCHER</b>	IP	WLS	BF	H	R	ER	SO	BB	IBB	HBP	BLK	WP	HR	S	P	ERA	WHIP										
Cory Lidle, R (1,1) ERA: 4.74	8.0	W	28	4	2	2	8	0	0	1	0	0	2	68	95	2.25	0.500										
45 Tom Gordon, R (9,1) ERA: 2.62	1.0	S	3	0	0	0	0	0	0	0	0	0	0	10	15	0.00	0.000										

Arizona Diamondbacks @ Philadelphia Phillies  
Citizens Bank Park, Philadelphia, PA  
Thu Jul 27 2006, 1:05 PM EDT  
Att: 31,752 - Partly Cloudy - 87 F

livebaseballscores.com

AB 30  
R 2  
H 4  
RBI 2  
BB 0  
SO 8  
LOB 6




Batter	1	2	3	4	5	6	7	8	9	AB	R	H	RBI	BB	SO	LOB	BOTTOM										
David Dellucci, L (1,7) OBP: 0.367, SLG: 0.609 45 Tom Gordon, R (9,1)	2-1 F9		1-3 K	1-2 G1-3			4-0 G4-3 26 1B 1B BB	3-2 1B		4	1	1	0	1	1	2											
26 Chase Utley, L (1,4) OBP: 0.388, SLG: 0.553	3-2 1B HBP		0-2 P5		1-1 S 6 2B 1B		0-2 G4-3 1B 1B	1-0 L9		4	2	2	0	0	0	2											
Bobby Abreu, L (1,9) OBP: 0.429, SLG: 0.438	3-2 1B HBP		3-2 G6-3		3-3 K 1-2 K		3-2 G4-3			4	0	1	0	0	1	3											
6 Ryan Howard, L (1,3) OBP: 0.354, SLG: 0.589	1-3 K			0-2 G4-3	0-0 2B		2-3 K			4	0	1	1	0	2	4											
Aaron Rowand, R (1,8) OBP: 0.321, SLG: 0.426	1-1 1B HBP			0-0 E5 HR	1-3 K		2-1 1B			3	1	1	2	0	1	1											
David Bell, R (1,5) OBP: 0.346, SLG: 0.403	1-3 K			1-2 F9	2-1 G4-3		1-2 G5-3			4	0	0	0	0	1	6											
Mike Lieberthal, R (1,2) OBP: 0.270, SLG: 0.330		0-1 G5-3		0-0 HR		1-2 G6-3		1-1 1B 1B		4	1	2	2	0	0	0											
Abraham Nunez, S (1,6) OBP: 0.186, SLG: 0.221		1-0 G4-3		0-1 WP 1B		3-2 F9		0-3 K		4	0	1	0	0	1	1											
Cory Lidle, R (1,1) 8 Shane Victorino, S (8,PH) OBP: 0.335, SLG: 0.412 (9,7)			2-3 K	0-3 K		0-3 K		3-3 K		3	0	0	0	0	3	1											
<b>Inning Stats</b>	R: 0 E: 0 K: 2 S: 16	H: 1 LOB: 3 BB: 0 P: 27	R: 0 E: 0 K: 1 S: 6	H: 0 LOB: 0 BB: 0 P: 9	R: 0 E: 0 K: 1 S: 11	H: 0 LOB: 0 BB: 0 P: 15	R: 2 E: 1 K: 1 S: 16	H: 2 LOB: 2 BB: 0 P: 18	R: 1 E: 0 K: 2 S: 11	H: 2 LOB: 1 BB: 0 P: 18	R: 0 E: 0 K: 1 S: 11	H: 0 LOB: 0 BB: 0 P: 15	R: 2 E: 0 K: 1 S: 13	H: 2 LOB: 1 BB: 1 P: 24	R: 0 E: 0 K: 2 S: 15	H: 2 LOB: 2 BB: 0 P: 23	1B: 7 2B: 1 3B: 0 HR: 1	SF: 0 SAC: 0 DP: 0 HBP: 2	WP: 1 PB: 0 SB: 1 CS: 0	PA: 38							
<b>PITCHER</b>	IP	WLS	BF	H	R	ER	SO	BB	IBB	HBP	BLK	WP	HR	S	P	ERA	WHIP										
Claudio Vargas, R (1,1) ERA: 5.04	6.0	L	28	5	4	2	8	1	0	2	0	0	0	9	14	0.00	1.500										
Randy Choate, L (7,1) ERA: 3.39	0.2		3	1	0	0	1	0	0	0	0	0	0	4	6	27.00	3.000										
28 Brandon Medders, R (7,1) ERA: 3.35	0.1		2	1	1	1	0	0	0	0	0	0	0	4	6	27.00	3.000										
Greg Aquino, R (8,1) ERA: 4.54	1.0		5	2	0	0	2	0	0	0	0	0	0	15	23	0.00	2.000										

Arizona Diamondbacks @ Philadelphia Phillies  
Citizens Bank Park, Philadelphia, PA  
Thu Jul 27 2006, 1:05 PM EDT  
Att: 31,752 - Partly Cloudy - 87 F

livebaseballscores.com

AB 35  
R 5  
H 9  
RBI 5  
BB 1  
SO 11  
LOB 21





Batter	1	2	3	4	5	6	7	8	9	AB	R	H	RBI	BB	SO	LOB	TOP		
4 Alfredo Amezaga, S OBP: 0.342, SLG: 0.352 (1, 8)										3	0	2	0	1	1	0			
6 Dan Uggla, R OBP: 0.338, SLG: 0.510 (1, 4)										4	0	2	0	0	1	1			
Miguel Cabrera, R OBP: 0.422, SLG: 0.537 (1, 5)										4	2	1	0	0	0	3			
17 Mike Jacobs, L OBP: 0.350, SLG: 0.516 (9, PR)										3	0	1	1	1	0	1			
Wes Helms, R OBP: 0.343, SLG: 0.512 (9, 3)										0	1	0	0	0	0	0			
12 Cody Ross, R OBP: 0.322, SLG: 0.519 (1, 7)										4	0	0	0	0	0	3			
27 Jeremy Hermida, L OBP: 0.378, SLG: 0.435 (1, 9)										4	1	1	1	0	1	1			
2 Hanley Ramirez, R OBP: 0.332, SLG: 0.415 (1, 6)										3	0	0	0	1	1	1			
Miguel Olivo, R OBP: 0.311, SLG: 0.471 (1, 2)										4	0	1	2	0	2	0			
47 Ricky Nolasco, R OBP: 0.222, SLG: 0.333 (1, 1)										3	0	0	0	0	2	0			
57 Taylor Tankersley, L (8, 1)										0	0	0	0	0	0	0			
14 Josh Willingham, R OBP: 0.332, SLG: 0.452 (9, PH)										1	0	0	0	0	2				
19 Logan Kensing, R (9, 1)										0	0	0	0	0	0	0			
<b>Inning Stats</b>	R: 0 E: 0 K: 2 S: 8	H: 0 LOB: 0 BB: 0 P: 10	R: 0 E: 0 K: 0 S: 5	H: 0 LOB: 0 BB: 0 P: 10	R: 0 E: 0 K: 2 S: 12	H: 2 LOB: 1 BB: 0 P: 17	R: 0 E: 0 K: 0 S: 10	H: 0 LOB: 0 BB: 0 P: 14	R: 0 E: 0 K: 1 S: 7	H: 0 LOB: 0 BB: 0 P: 10	R: 1 E: 0 K: 1 S: 9	H: 2 LOB: 1 BB: 0 P: 9	R: 0 E: 0 K: 2 S: 10	H: 1 LOB: 0 BB: 0 P: 13	R: 3 E: 1 K: 0 S: 18	H: 3 LOB: 2 BB: 2 P: 34	1B: 6 2B: 2 3B: 0 HR: 0	SF: 0 SAC: 0 DP: 1 HBP: 0	WP: 0 PA: 37 PB: 0 SB: 0 CS: 1
<b>PITCHER</b>	IP WLS BF H R ER SO BB IBB HBP BLK WP HR S P ERA WHIP																		
39 Brett Myers, R (1, 1)	8.0 L 28 5 1 1 8 1 0 0 0 0 0 0 72 102 1.12 0.750																		
Geoff Geary, R (9, 1)	0.2 4 1 2 2 0 0 1 0 0 0 0 8 17 27.00 1.500																		
Aaron Fultz, L (9, 1)	0.1 4 2 1 1 0 1 0 0 0 0 0 10 17 27.00 9.000																		

Florida Marlins @ Philadelphia Phillies  
Citizens Bank Park, Philadelphia, PA  
Fri Jul 28 2006, 7:05 PM EDT  
Att: 25,105 - Partly Cloudy - 82 F

AB	33
R	4
H	8
RBI	4
BB	3
SO	8
LOB	12




Batter	1	2	3	4	5	6	7	8	9	AB	R	H	RBI	BB	SO	LOB	BOTTOM	
David Dellucci, L OBP: 0.397, SLG: 0.591 (1, 7)										4	0	0	0	0	0	0		
26 Chase Utley, L OBP: 0.392, SLG: 0.552 (1, 4)										2	0	1	0	1	0	0		
Bobby Abreu, L OBP: 0.427, SLG: 0.434 (1, 9)										3	0	0	0	1	1	3		
6 Ryan Howard, L OBP: 0.358, SLG: 0.597 (1, 3)										2	1	1	1	2	0	1		
Aaron Rowand, R OBP: 0.318, SLG: 0.420 (1, 8)										4	0	0	0	0	1	3		
David Bell, R OBP: 0.345, SLG: 0.398 (1, 5)										4	0	0	0	0	0	0		
Mike Lieberthal, R OBP: 0.254, SLG: 0.322 (1, 2)										3	0	0	0	0	1	0		
8 Shane Victorino, S (9, PH)										1	0	0	0	0	0	0		
Abraham Nunez, S OBP: 0.198, SLG: 0.226 (1, 6)										2	0	1	0	1	0	0		
39 Brett Myers, R (1, 1)										3	0	0	0	0	1	2		
Geoff Geary, R (9, 1)										0	0	0	0	0	0	0		
Aaron Fultz, L (9, 1)										0	0	0	0	0	0	0		
<b>Inning Stats</b>	R: 0 E: 0 K: 0 S: 8	H: 0 LOB: 1 BB: 1 P: 16	R: 0 E: 0 K: 0 S: 7	H: 0 LOB: 0 BB: 0 P: 11	R: 0 E: 0 K: 1 S: 10	H: 0 LOB: 0 BB: 1 P: 18	R: 0 E: 0 K: 1 S: 9	H: 0 LOB: 2 BB: 2 P: 23	R: 0 E: 0 K: 1 S: 4	H: 1 LOB: 1 BB: 0 P: 8	R: 1 E: 0 K: 1 S: 16	H: 1 LOB: 0 BB: 0 P: 23	1B: 2 2B: 0 3B: 0 HR: 1	SF: 0 SAC: 0 DP: 0 HBP: 1	WP: 0 PA: 35 PB: 0 SB: 0 CS: 1			
<b>PITCHER</b>	IP WLS BF H R ER SO BB IBB HBP BLK WP HR S P ERA WHIP																	
47 Ricky Nolasco, R (1, 1)	7.1 W 28 1 0 0 3 4 1 1 0 0 0 0 61 108 0.00 0.682																	
57 Taylor Tankersley, L (8, 1)	0.2 H 2 1 0 0 0 0 0 0 0 0 0 3 4 0.00 1.500																	
19 Logan Kensing, R (9, 1)	1.0 4 1 1 1 1 0 0 0 0 0 1 16 23 9.00 1.000																	

Florida Marlins @ Philadelphia Phillies  
Citizens Bank Park, Philadelphia, PA  
Fri Jul 28 2006, 7:05 PM EDT  
Att: 25,105 - Partly Cloudy - 82 F

AB	28
R	1
H	3
RBI	1
BB	5
SO	4
LOB	9





Batter	1	2	3	4	5	6	7	8	9	AB	R	H	RBI	BB	SO	LOB	TOP																			
2 Hanley Ramirez, R OBP: 0.331, SLG: 0.413	F8		S		F9			E5		4	0	1	0	0	0	0	<b>Florida Marlins @ Philadelphia Phillies</b> Citizens Bank Park, Philadelphia, PA Sat Jul 29 2006, 7:05 PM EDT Att: 31,072 - Clear - 88 F																			
6 Dan Uggla, R OBP: 0.336, SLG: 0.507	G6-3		SF4			K				2	0	0	1	1	1	0																				
Miguel Cabrera, R OBP: 0.373, SLG: 0.540	G3-1							K		2	1	1	0	1	0	0																				
4 Alfredo Amezaga, S								K		1	0	0	0	0	1	2																				
12 Cody Ross, R Joe Borcherd, S										3	0	0	0	0	1	3																				
14 Josh Willingham, R										1	0	1	0	0	0	0																				
Wes Helms, R										4	1	1	2	0	2	3																				
27 Jeremy Hermida, L Chris Resop, R										3	0	1	0	1	1	0																				
20 Matt Treanor, R										0	0	0	0	0	0	0																				
Miguel Olivo, R										1	0	0	0	0	0	1																				
Dontrelle Willis, L Jason Vargas, L 61 Reggie Abercrombie, R7, FH										0	0	0	0	0	0	0																				
Inning Stats	R: 0 E: 0 K: 0 S: 9	H: 0 LOB: 0 BB: 0 P: 13	R: 0 E: 0 K: 2 S: 15	H: 1 LOB: 1 BB: 0 P: 17	R: 1 E: 0 K: 0 S: 11	H: 2 LOB: 2 BB: 1 P: 17	R: 0 E: 0 K: 3 S: 11	H: 0 LOB: 0 BB: 0 P: 16	R: 0 E: 0 K: 0 S: 5	H: 0 LOB: 0 BB: 0 P: 9	R: 2 E: 0 K: 1 S: 13	H: 2 LOB: 0 BB: 0 P: 18	R: 0 E: 0 K: 0 S: 4	H: 0 LOB: 0 BB: 0 P: 9	R: 0 E: 1 K: 1 S: 9	H: 1 LOB: 2 BB: 1 P: 18		R: 0 E: 0 K: 0 S: 7	H: 0 LOB: 0 BB: 1 P: 14	1B: 4 2B: 1 3B: 0 HR: 1	SF: 1 SAC: 1 DP: 2 HBP: 0	WP: 0 PB: 0 SB: 1 CS: 0	PA: 35													
PITCHER	IP	WLS	BF	H	R	ER	SO	BB	IBB	HBP	BLK	WP	HR	S	P	ERA	WHIP	PITCHER		IP	WLS	BF	H	R	ER	SO	BB	IBB	HBP	BLK	WP	HR	S	P	ERA	WHIP
35 Cole Hamels, L ERA: 5.71	7.1	W	31	6	3	3	7	1	1	0	0	0	1	75	115	3.68	0.955			IP	WLS	BF	H	R	ER	SO	BB	IBB	HBP	BLK	WP	HR	S	P	ERA	WHIP
Ryan Franklin, R ERA: 4.58	0.2		1	0	0	0	0	0	0	0	0	0	0	2	2	0.00	0.000			IP	WLS	BF	H	R	ER	SO	BB	IBB	HBP	BLK	WP	HR	S	P	ERA	WHIP
52 Fabio Castro, L ERA: 2.7	1.0		3	0	0	0	0	1	0	0	0	0	0	7	14	0.00	1.000			IP	WLS	BF	H	R	ER	SO	BB	IBB	HBP	BLK	WP	HR	S	P	ERA	WHIP

Batter	1	2	3	4	5	6	7	8	9	AB	R	H	RBI	BB	SO	LOB	BOTTOM																			
8 Shane Victorino, S	P4					P4				4	1	0	0	0	0	3	<b>Florida Marlins @ Philadelphia Phillies</b> Citizens Bank Park, Philadelphia, PA Sat Jul 29 2006, 7:05 PM EDT Att: 31,072 - Clear - 88 F																			
Aaron Rowand, R	G5-3									5	2	2	1	0	0	1																				
26 Chase Utley, L	F8									5	2	2	3	0	1	1																				
Pat Burrell, R										2	3	1	1	3	0	0																				
6 Ryan Howard, L										3	2	1	3	1	1	0																				
27 Chris Coste, R										4	1	2	2	1	0	0																				
Abraham Nunez, S										5	0	1	0	0	1	4																				
4 Danny Sandoval, S										2	0	1	0	2	0	0																				
35 Cole Hamels, L Ryan Franklin, R 52 Fabio Castro, L										3	1	1	1	0	0	2																				
										0	0	0	0	0	0	0																				
										0	0	0	0	0	0	0																				
Inning Stats	R: 0 E: 0 K: 0 S: 7	H: 0 LOB: 0 BB: 0 P: 11	R: 1 E: 0 K: 2 S: 10	H: 1 LOB: 0 BB: 0 P: 17	R: 7 E: 1 K: 0 S: 19	H: 4 LOB: 2 BB: 3 P: 38	R: 1 E: 0 K: 0 S: 7	H: 1 LOB: 0 BB: 0 P: 13	R: 0 E: 0 K: 0 S: 11	H: 0 LOB: 1 BB: 1 P: 18	R: 3 E: 0 K: 1 S: 12	H: 2 LOB: 1 BB: 2 P: 28	R: 0 E: 0 K: 0 S: 7	H: 1 LOB: 0 BB: 0 P: 9	R: 0 E: 0 K: 0 S: 13	H: 2 LOB: 3 BB: 1 P: 22	1B: 6 2B: 1 3B: 0 HR: 4	SF: 1 SAC: 0 DP: 2 HBP: 2	WP: 1 PB: 0 SB: 0 CS: 0	PA: 43																
PITCHER	IP	WLS	BF	H	R	ER	SO	BB	IBB	HBP	BLK	WP	HR	S	P	ERA	WHIP	PITCHER		IP	WLS	BF	H	R	ER	SO	BB	IBB	HBP	BLK	WP	HR	S	P	ERA	WHIP
Dontrelle Willis, L ERA: 4.27	2.1	L	17	5	8	6	2	3	0	1	0	0	2	33	61	23.14	3.429			IP	WLS	BF	H	R	ER	SO	BB	IBB	HBP	BLK	WP	HR	S	P	ERA	WHIP
Jason Vargas, L ERA: 7.50	3.2		17	3	4	4	1	3	0	0	0	1	2	33	64	9.82	1.636			IP	WLS	BF	H	R	ER	SO	BB	IBB	HBP	BLK	WP	HR	S	P	ERA	WHIP
Chris Resop, R ERA: 2.25	2.0		9	3	0	0	0	1	0	1	0	0	0	20	31	0.00	2.000			IP	WLS	BF	H	R	ER	SO	BB	IBB	HBP	BLK	WP	HR	S	P	ERA	WHIP







Batter	1	2	3	4	5	6	7	8	9	AB	R	H	RBI	BB	SO	LOB	TOP								
4 Alfredo Amezaga, S OBP: 0.342, SLG: 0.363 (1, 8)	G6-3		G3			6 1B	G1-3			4	1	1	0	0	0	2	<b>Florida Marlins @ Philadelphia Phillies</b> Citizens Bank Park, Philadelphia, PA Sun Jul 30 2006, 7:35 PM EDT Att: 23,604 - Partly Cloudy - 88 F  livebaseballscorecards.com								
6 Dan Uggla, R OBP: 0.354, SLG: 0.499 19 Logan Kensing, R Joe Borowski, R (1, 4) (7, 1) (8, 1)	K			G1		17 CS	F8			4	0	1	1	0	1	2									
Miguel Cabrera, R OBP: 0.421, SLG: 0.532 (1, 5)	K			17 G4-6-3		1B	F9			4	0	1	0	0	1	1									
17 Mike Jacobs, L OBP: 0.351, SLG: 0.516 (1, 3)				G4-6-3		1B	G4-3			4	0	2	0	0	0	1									
14 Josh Willingham, R OBP: 0.338, SLG: 0.474 (1, 7)	K					HR	G1-3			4	1	2	1	0	1	1									
27 Jeremy Hermida, L OBP: 0.365, SLG: 0.419 61 Reggie Abercrombie, R OBP: 0.276, SLG: 0.338 (1, 9) (7, 8)	K						L8			3	0	0	0	0	1	3									
2 Hanley Ramirez, R OBP: 0.333, SLG: 0.417 (1, 6)	G3									3	0	2	0	1	0	1									
20 Matt Treanor, R OBP: 0.309, SLG: 0.298 (1, 2)				P6		G3	G1-3			4	0	1	0	0	0	2									
Brian Moehler, R OBP: 0.125, SLG: 0.087 37 Renyel Pinto, L Randy Messenger, R Joe Borowski, S (1, 1) (6, 1) (6, 1) (6, 9)	K						K			2	0	0	0	0	0	2									
										2	0	0	0	0	0	1									
<b>Inning Stats</b>	R: 0 E: 0 K: 2 S: 8	H: 0 LOB: 0 BB: 0 P: 10	R: 0 E: 0 K: 2 S: 14	H: 1 LOB: 1 BB: 0 P: 22	R: 0 E: 0 K: 1 S: 8	H: 0 LOB: 0 BB: 0 P: 12	R: 0 E: 0 K: 0 S: 5	H: 1 LOB: 0 BB: 0 P: 10	R: 1 E: 0 K: 1 S: 10	H: 2 LOB: 1 BB: 0 P: 14	R: 1 E: 0 K: 0 S: 13	H: 4 LOB: 2 BB: 1 P: 16	R: 0 E: 0 K: 1 S: 12	H: 1 LOB: 1 BB: 1 P: 17	R: 0 E: 0 K: 0 S: 8	H: 0 LOB: 0 BB: 0 P: 11	R: 0 E: 0 K: 0 S: 14	H: 1 LOB: 1 BB: 0 P: 20	1B: 7 2B: 1 3B: 1 HR: 1	SF: 0 SAC: 0 DP: 1 HBP: 0	WP: 0 PB: 0 SB: 2 CS: 1	PA: 36			
<b>PITCHER</b>	IP	WLS	BF	H	R	ER	SO	BB	IBB	HBP	BLK	WP	HR	S	P	ERA	WHIP								
63 Ryan Madson, R ERA: 5.99 Rick White, R ERA: 5.4 Arthur Rhodes, L ERA: 5.85 52 Fabio Castro, L ERA: 2.51 (1, 1) (7, 1) (8, 1) (9, 1)	6.0	W	24	8	2	2	6	0	0	0	0	0	1	58	84	3.00	1.333								

Batter	1	2	3	4	5	6	7	8	9	AB	R	H	RBI	BB	SO	LOB	BOTTOM								
11 Jimmy Rollins, S OBP: 0.325, SLG: 0.437 (1, 6)	G4-3		F7			HR		F9		5	1	1	1	0	0	2	<b>Florida Marlins @ Philadelphia Phillies</b> Citizens Bank Park, Philadelphia, PA Sun Jul 30 2006, 7:35 PM EDT Att: 23,604 - Partly Cloudy - 88 F  livebaseballscorecards.com								
David Dellucci, L OBP: 0.355, SLG: 0.586 (1, 9)	K			F7		26 1B	K			4	1	1	0	0	2	0									
26 Chase Utley, L OBP: 0.393, SLG: 0.570 (1, 4)	F9			P5		6 HR	HR			4	2	2	2	0	0	0									
6 Ryan Howard, L OBP: 0.372, SLG: 0.615 (1, 3)				1B		HR	1B			4	2	3	2	0	1	0									
Pat Burrell, R OBP: 0.385, SLG: 0.525 Arthur Rhodes, L 52 Fabio Castro, L (1, 7) (8, 1) (9, 1)	HR			K		L9	1B			4	1	2	2	0	1	1									
										0	0	0	0	0	0	0									
Aaron Rowand, R OBP: 0.322, SLG: 0.434 (1, 8)	F8			K		27 1B	P2			4	1	1	0	0	1	1									
Abraham Nunez, S OBP: 0.215, SLG: 0.228 (1, 5)	G3			G6-3		27 1B	K			3	1	0	0	1	1	1									
27 Chris Coste, R OBP: 0.380, SLG: 0.485 (1, 2)				G6-3		8 1B	K			4	0	1	0	0	1	0									
63 Ryan Madson, L OBP: 0.212, SLG: 0.219 8 Shane Victorino, S Rick White, R 9 Michael Bourn, L (1, 1) (6, PH) (7, 1) (8, 7)	K						F9			2	0	0	0	0	2	0									
										1	0	1	2	0	0	0									
										0	0	0	0	0	0	0									
										1	0	0	0	0	0	0									
<b>Inning Stats</b>	R: 0 E: 0 K: 1 S: 13	H: 0 LOB: 0 BB: 0 P: 19	R: 1 E: 0 K: 1 S: 12	H: 1 LOB: 0 BB: 0 P: 18	R: 0 E: 0 K: 1 S: 7	H: 0 LOB: 0 BB: 0 P: 12	R: 0 E: 0 K: 1 S: 10	H: 1 LOB: 1 BB: 0 P: 15	R: 0 E: 0 K: 1 S: 6	H: 0 LOB: 0 BB: 0 P: 10	R: 6 E: 0 K: 1 S: 25	H: 7 LOB: 2 BB: 1 P: 39	R: 2 E: 0 K: 2 S: 18	H: 3 LOB: 1 BB: 0 P: 30	R: 0 E: 0 K: 1 S: 8	H: 0 LOB: 0 BB: 0 P: 12	1B: 6 2B: 1 3B: 1 HR: 4	SF: 0 SAC: 0 DP: 0 HBP: 0	WP: 0 PB: 0 SB: 1 CS: 0	PA: 37					
<b>PITCHER</b>	IP	WLS	BF	H	R	ER	SO	BB	IBB	HBP	BLK	WP	HR	S	P	ERA	WHIP								
Brian Moehler, R ERA: 6.83 37 Renyel Pinto, L Randy Messenger, R 19 Logan Kensing, R Joe Borowski, R (1, 1) (6, 1) (6, 1) (7, 1) (8, 1)	5.1	L	21	5	4	4	6	0	0	0	0	0	1	3	6	6.75	0.938								
	0.0		1	1	1	1	0	0	0	0	0	0	1	3	6	∞	∞								
	1.0		10	6	4	4	1	1	0	0	0	0	1	23	40	36.00	7.000								
	0.2		2	0	0	0	1	0	0	0	0	0	0	4	6	0.00	0.000								
	1.0		3	0	0	0	1	0	0	0	0	0	0	8	12	0.00	0.000								















Batter	1	2	3	4	5	6	7	8	9	AB R H RBI BB SO LOB	TOP											
11 Jimmy Rollins, S OBP: 0.329, SLG: 0.450	1-1 P5		4-2 26 BB 1B BB	2-1 F7	1-0 G3			1-1 2B	0-3 K	5 1 1 0 1 1 4	Philadelphia Phillies @ St. Louis Cardinals Busch Stadium, St. Louis, MO Thu Aug 03 2006, 7:10 PM CDT Att: 42,461 - Partly Cloudy - 88 F											
David Dellucci, L OBP: 0.387, SLG: 0.612 29 Chris Roberson, S OBP: 0.143, SLG: 0.143	1-1 G4-3		4-1 26 BB 1B BB	4-1 BB		3-2 26 G4-6-3 1B		4-2 BB	1-1 26 BB 1B	2 1 1 0 3 0 0 1 0 1 1 0 0 0												
26 Chase Utley, L OBP: 0.393, SLG: 0.562	2-2 E8 1B		2-1 F9 27 BB 1B	0-1 F7		1-1 G4-6-3 1B		2-2 F9	2-0 2-3 3-H 1B	6 1 3 2 0 0 4												
6 Ryan Howard, L OBP: 0.372, SLG: 0.607	4-2 FC5 BB BB		2-1 HBP 27 BB 1B	3-1 F7		1-3 K		1-1 F7	1-1 3-H F8	5 0 1 1 1 1 5												
Pat Burrell, R OBP: 0.379, SLG: 0.511 Geoff Geary, R OBP: 0.500, SLG: 0.667 48 Brian Sanchez, R	1-2 2-3 BB		0-0 F7		0-0 27 BB 1B		0-1 P6	0-3 K		4 1 1 0 1 1 4 0 0 0 0 0 0 0 0 0 0 0 0 0 0												
Aaron Rowand, R OBP: 0.322, SLG: 0.448	2-1 FC5		2-2 F9		2-1 35 FC1-6 27 BB 1B		1-0 27 S 27 E 2B		1-2 HR	5 2 3 1 0 0 5												
27 Chris Coste, R OBP: 0.419, SLG: 0.588		0-1 G6-4-3 1B	2-2 HBP 1B		1-1 35 FC1-6 1B		1-2 2-H 1B		1-1 F9	5 0 4 2 0 0 0												
Abraham Nunez, S OBP: 0.217, SLG: 0.220		1-1 G6-4-3	1-0 HBP		0-1 F8		0-0 F7		0-1 E6 2B 29 BB 1B	4 1 0 0 0 0 4												
35 Cole Hamels, L OBP: 0.231, SLG: 0.095 8 Shane Victorino, S OBP: 0.330, SLG: 0.418		0-3 K	1-3 K		0-0 FC1-6		0-3 K		1-2 29 BB 1B 26 BB 1B 2B	4 0 0 0 0 3 6 1 1 1 0 0 0 0												
<b>Inning Stats</b>	R: 0 E: 1 K: 0 S: 13	H: 1 LOB: 3 BB: 2 P: 27	R: 0 E: 0 K: 1 S: 8	H: 1 LOB: 0 BB: 0 P: 9	R: 3 E: 0 K: 1 S: 20	H: 3 LOB: 3 BB: 2 P: 38	R: 0 E: 0 K: 0 S: 7	H: 0 LOB: 1 BB: 1 P: 16	R: 1 E: 0 K: 0 S: 9	H: 3 LOB: 2 BB: 0 P: 13		R: 0 E: 0 K: 1 S: 10	H: 1 LOB: 0 BB: 0 P: 15	R: 1 E: 0 K: 1 S: 10	H: 2 LOB: 1 BB: 0 P: 12	R: 0 E: 0 K: 1 S: 16	H: 1 LOB: 2 BB: 0 P: 24	R: 3 E: 1 K: 1 S: 18	H: 4 LOB: 2 BB: 0 P: 25	1B: 12 2B: 3 3B: 0 HR: 1	SF: 0 SAC: 0 DP: 2 HBP: 1	WP: 0 PB: 0 SB: 1 CS: 0
<b>PITCHER</b>	IP WLS BF H R ER SO BB IBB HBP BLK WP HR S P ERA WHIP											IP WLS BF H R ER SO BB IBB HBP BLK WP HR S P ERA WHIP										
Jason Marquis, R ERA: 5.68	(1, 1) 6.0 L 31 9 4 4 3 5 0 0 0 0 0 0 67 118 6.00 2.333																					
41 Braden Looper, R ERA: 4.25	(7, 1) 1.0 6 3 1 1 1 0 0 0 0 0 0 12 15 9.00 3.000																					
Tyler Johnson, L ERA: 4.63	(8, 1) 1.0 4 0 0 0 1 1 0 0 0 0 0 14 21 0.00 1.000																					
34 Randy Flores, L ERA: 5.46	(9, 1) 1.0 8 4 3 1 1 0 0 0 0 0 1 18 25 9.00 4.000																					

Batter	1	2	3	4	5	6	7	8	9	AB R H RBI BB SO LOB	BOTTOM											
22 David Eckstein, R OBP: 0.350, SLG: 0.335	4-2 27 CS BB			0-2 G6-3		1-2 G5-3			1-2 G6-3	3 0 0 0 1 0 0	Philadelphia Phillies @ St. Louis Cardinals Busch Stadium, St. Louis, MO Thu Aug 03 2006, 7:10 PM CDT Att: 42,461 - Partly Cloudy - 88 F											
Ronnie Belliard, R OBP: 0.332, SLG: 0.412	1-3 K			2-1 5 BB 27 SF8 1B		2-3 K		2-2 F8	4 1 1 0 0 2 1													
5 Albert Pujols, R OBP: 0.429, SLG: 0.679	0-3 K			1-1 1B		2-2 G6-3		2-1 P5	4 0 1 0 0 1 1													
27 Scott Rolen, R OBP: 0.387, SLG: 0.526	1-0 CS		3-3 K	2-1 SF8		3-3 K			2 0 0 1 0 2 0													
43 Juan Encarnacion, R OBP: 0.315, SLG: 0.469		2-3 K		1-3 K		1-2 G5-3			3 0 0 0 0 2 1													
26 Scott Spiezio, S OBP: 0.352, SLG: 0.427		1-0 F8				2-3 K			3 0 0 0 0 2 0													
So Taguchi, R OBP: 0.346, SLG: 0.354 53 John Rodriguez, L OBP: 0.372, SLG: 0.439 34 Randy Flores, L			2-3 K		2-0 F8			0-0 F7	2 0 0 0 0 1 0 1 0 0 0 0 0 0 0 0 0 0 0 0 0													
Gary Bennett, R OBP: 0.264, SLG: 0.255 16 Chris Duncan, L OBP: 0.354, SLG: 0.550			2-1 L9		4-2 BB			0-1 G6-3	1 0 0 0 1 0 0 1 0 0 0 0 0 0													
Jason Marquis, L OBP: 0.219, SLG: 0.279 41 Braden Looper, R OBP: 0.500, SLG: 1.000 Tyler Johnson, S			1-3 K		3-3 K			3-2 G6-3	2 0 0 0 0 2 1 0 0 0 0 0 0 0 0 0 0 0 0 0 0 1 0 0 0 0 0 0 0 0 0 0 0 0 0													
Aaron Miles, S OBP: 0.336, SLG: 0.356 4 Yadier Molina, R OBP: 0.397, SLG: 0.306									0 0 0 0 0 0 0													
<b>Inning Stats</b>	R: 0 E: 0 K: 2 S: 10	H: 0 LOB: 1 BB: 1 P: 16	R: 0 E: 0 K: 2 S: 8	H: 0 LOB: 0 BB: 0 P: 14	R: 0 E: 0 K: 2 S: 8	H: 0 LOB: 0 BB: 0 P: 13	R: 1 E: 0 K: 1 S: 12	H: 2 LOB: 1 BB: 0 P: 18	R: 0 E: 0 K: 2 S: 9	H: 0 LOB: 1 BB: 1 P: 18	R: 0 E: 0 K: 1 S: 9	H: 0 LOB: 0 BB: 0 P: 14	R: 0 E: 0 K: 2 S: 10	H: 0 LOB: 0 BB: 0 P: 16	R: 0 E: 0 K: 0 S: 6	H: 0 LOB: 0 BB: 0 P: 9	R: 0 E: 0 K: 0 S: 9	H: 0 LOB: 0 BB: 0 P: 14	1B: 2 2B: 0 3B: 0 HR: 0	SF: 1 SAC: 0 DP: 0 HBP: 0	WP: 0 PB: 0 SB: 0 CS: 1	PA: 31
<b>PITCHER</b>	IP WLS BF H R ER SO BB IBB HBP BLK WP HR S P ERA WHIP											IP WLS BF H R ER SO BB IBB HBP BLK WP HR S P ERA WHIP										
35 Cole Hamels, L ERA: 5.27	(1, 1) 7.0 W 24 2 1 1 12 2 0 0 0 0 0 66 109 1.29 0.571																					
Geoff Geary, R ERA: 3.29	(8, 1) 1.0 3 0 0 0 0 0 0 0 0 0 0 6 9 0.00 0.000																					
48 Brian Sanchez, R ERA: 7.45	(9, 1) 1.0 3 0 0 0 0 0 0 0 0 0 0 9 14 0.00 0.000																					









Batter	1	2	3	4	5	6	7	8	9	AB	R	H	RBI	BB	SO	LOB	TOP
8 Shane Victorino, S OBP: 0.330, SLG: 0.424 (1, 9)										4	0	1	0	0	2	0	Philadelphia Phillies @ New York Mets Shea Stadium, Flushing, NY Sat Aug 05 2006, 1:20 PM EDT Att: 44,829 - Partly Cloudy - 88 F
Aaron Rowand, R OBP: 0.321, SLG: 0.445 David Dellucci, L OBP: 0.391, SLG: 0.624 (1, 8)										2	1	1	0	1	1	1	
11 Jimmy Rollins, S OBP: 0.329, SLG: 0.445 (1, 6)										4	1	1	0	0	1	1	
6 Ryan Howard, L OBP: 0.378, SLG: 0.625 (1, 3)										3	1	2	3	1	0	1	
Pat Burrell, R OBP: 0.379, SLG: 0.508 (1, 7)										4	0	1	0	0	1	1	
27 Chris Coste, R OBP: 0.400, SLG: 0.560 (1, 2)										4	0	0	0	0	1	3	
Abraham Nunez, S OBP: 0.220, SLG: 0.223 26 Chase Utley, L OBP: 0.390, SLG: 0.557 (0, PH)										3	0	0	0	0	0	0	
4 Danny Sandoval, S OBP: 0.357, SLG: 0.182 Mike Lieberthal, R OBP: 0.277, SLG: 0.354 (0, PH)										3	0	0	0	0	0	0	
21 Jon Lieber, L OBP: 0.125, SLG: 0.067 (1, 1)										3	0	0	0	0	0	0	
<b>Inning Stats</b>	R: 3 H: 2 E: 0 K: 1 S: 13	H: 2 R: 0 ER: 0 LOB: 0 BB: 1 P: 24	H: 0 R: 0 ER: 0 LOB: 0 BB: 0 P: 12	H: 1 R: 0 ER: 0 LOB: 1 BB: 0 P: 13	H: 0 R: 0 ER: 0 LOB: 0 BB: 0 P: 15	H: 1 R: 0 ER: 0 LOB: 1 BB: 0 P: 10	H: 1 R: 0 ER: 0 LOB: 0 BB: 0 P: 19	H: 0 R: 0 ER: 0 LOB: 0 BB: 0 P: 14	H: 2 R: 0 ER: 0 LOB: 2 BB: 0 P: 18	1B: 4 2B: 2 3B: 0 HR: 1	SF: 0 SAC: 0 DP: 1 HBP: 0	WP: 0 PB: 0 SB: 0 CS: 0	PA: 35				
<b>PITCHER</b>	IP WLS BF H R ER SO BB IBB HBP BLK WP HR S P ERA WHIP																
Tom Glavine, L ERA: 3.96 (1, 1)	7.0 W 27 5 3 3 2 2 0 0 0 0 0 1 59 107 3.86 1.000																
Aaron Heilman, R ERA: 4.41 (8, 1)	1.0 H 3 0 0 0 2 0 0 0 0 0 0 0 8 13 0.00 0.000																
13 Billy Wagner, L ERA: 2.45 (9, 1)	1.0 S 5 2 0 0 2 0 0 0 0 0 0 0 13 18 0.00 2.000																

AB 33  
R 3  
H 7  
RBI 3  
BB 2  
SO 6  
LOB 9



Batter	1	2	3	4	5	6	7	8	9	AB	R	H	RBI	BB	SO	LOB	BOTTOM
7 José Reyes, S OBP: 0.351, SLG: 0.467 (1, 6)										4	1	1	0	0	0	0	Philadelphia Phillies @ New York Mets Shea Stadium, Flushing, NY Sat Aug 05 2006, 1:20 PM EDT Att: 44,829 - Partly Cloudy - 88 F
44 Lastings Milledge, R OBP: 0.300, SLG: 0.366 (1, 9)										4	0	1	1	0	0	0	
15 Carlos Beltrán, S OBP: 0.388, SLG: 0.626 (1, 8)										4	1	1	0	0	1	0	
21 Carlos Delgado, L OBP: 0.357, SLG: 0.527 (1, 3)										4	1	1	0	0	0	2	
5 David Wright, R OBP: 0.383, SLG: 0.545 (1, 5)										3	1	1	1	0	0	2	
Cliff Floyd, L OBP: 0.331, SLG: 0.418 10 Endy Chavez, L OBP: 0.335, SLG: 0.434 (1, PH)										0	0	0	0	0	0	0	
22 Jose Valentin, S OBP: 0.333, SLG: 0.504 (1, 4)										3	0	0	0	0	2	1	
Mike DiFelice, R (1, 2)										3	0	0	0	0	0	0	
Tom Glavine, L OBP: 0.304, SLG: 0.225 Eli Marrero, R OBP: 0.330, SLG: 0.451 Aaron Heilman, R (8, 1)										2	0	0	0	0	2	0	
13 Billy Wagner, L (9, 1)										0	0	0	0	0	0	0	
<b>Inning Stats</b>	R: 1 H: 3 E: 0 K: 0 S: 13	H: 3 R: 0 ER: 0 LOB: 0 BB: 0 P: 18	H: 0 R: 0 ER: 0 LOB: 0 BB: 0 P: 11	H: 0 R: 0 ER: 0 LOB: 0 BB: 0 P: 15	H: 0 R: 0 ER: 0 LOB: 0 BB: 0 P: 11	H: 0 R: 0 ER: 0 LOB: 0 BB: 0 P: 7	H: 3 R: 3 ER: 1 LOB: 1 BB: 0 P: 24	H: 0 R: 0 ER: 0 LOB: 0 BB: 0 P: 5	H: 0 R: 0 ER: 0 LOB: 0 BB: 0 P: 8	1B: 4 2B: 2 3B: 0 HR: 0	SF: 0 SAC: 0 DP: 0 HBP: 0	WP: 0 PB: 0 SB: 0 CS: 0	PA: 31				
<b>PITCHER</b>	IP WLS BF H R ER SO BB IBB HBP BLK WP HR S P ERA WHIP																
21 Jon Lieber, R ERA: 5.71 (1, 1)	8.0 L 31 6 4 1 6 0 0 0 0 0 0 0 71 99 1.12 0.750																

AB 31  
R 4  
H 6  
RBI 4  
BB 0  
SO 6  
LOB 7





Batter	1	2	3	4	5	6	7	8	9	AB	R	H	RBI	BB	SO	LOB	TOP			
11 Jimmy Rollins, S OBP: 0.329, SLG: 0.443 52 Fabio Castro, L (7, 1)	F9		F7		F9		1B			4	0	1	0	0	0	2	Philadelphia Phillies @ New York Mets Shea Stadium, Flushing, NY Sun Aug 06 2006, 8:05 PM EDT Att: 39,144 - Partly Cloudy - 81 F			
David Dellucci, L OBP: 0.393, SLG: 0.627 (1, 9)	2B		G3-1			P6	1B			4	0	2	0	0	0	0				
26 Chase Utley, L OBP: 0.391, SLG: 0.556 (1, 4)	1B			F7		1B				4	0	2	0	0	1	2				
6 Ryan Howard, L OBP: 0.377, SLG: 0.621 (1, 3)	K			L4						3	0	0	0	1	2	2				
Pat Burrell, R OBP: 0.375, SLG: 0.502 (1, 7)	P6			F9		K				4	0	0	0	0	1	4				
Aaron Rowand, R OBP: 0.318, SLG: 0.440 (1, 8)		F9			P3					4	0	0	0	0	2	2				
Mike Lieberthal, R OBP: 0.284, SLG: 0.376 (1, 2)	F9									3	1	1	1	1	0	0				
Abraham Nunez, S OBP: 0.221, SLG: 0.219 (1, 5)	K									3	0	0	0	1	2	0				
47 Scott Mathieson, R Rick White, R 29 Chris Roberson, S 48 Brian Sanches, R 4 Danny Sandoval, S	F9									1	0	0	0	0	0	0	livebaseballscorecards.com Philadelphia Phillies			
										0	0	0	0	0	0	0				
<b>Inning Stats</b>	R: 0 E: 0 K: 1 S: 17	H: 2 LOB: 2 BB: 0 P: 24	R: 0 E: 0 K: 1 S: 8	H: 0 LOB: 0 BB: 0 P: 14	R: 0 E: 0 K: 0 S: 5	H: 0 LOB: 0 BB: 0 P: 8	R: 0 E: 0 K: 0 S: 7	H: 0 LOB: 0 BB: 0 P: 11	R: 0 E: 0 K: 0 S: 11	H: 1 LOB: 2 BB: 1 P: 27	R: 1 E: 0 K: 1 S: 14	H: 3 LOB: 2 BB: 0 P: 21	R: 0 E: 0 K: 2 S: 9	H: 0 LOB: 0 BB: 0 P: 13	R: 0 E: 0 K: 1 S: 7	H: 0 LOB: 0 BB: 0 P: 11	1B: 4 2B: 1 3B: 0 HR: 1	SF: 0 SAC: 0 DP: 0 HBP: 0	WP: 0 PB: 0 SB: 0 CS: 0	PA: 36
<b>PITCHER</b>	IP WLS BF H R ER SO BB IBB HBP BLK WP HR S P ERA WHIP	IP WLS BF H R ER SO BB IBB HBP BLK WP HR S P ERA WHIP																		
33 John Maine, R ERA: 2.08 (1, 1)	6.0 W 24 3 0 0 4 3 0 0 0 0 0 0 67 107 0.00 1.000																			
43 Royce Ring, L ERA: 6.75 (7, 1)	1.1 7 3 1 1 2 0 0 0 0 0 0 1 17 25 6.75 2.250																			
Chad Bradford, R ERA: 3.24 (8, 1)	0.2 2 0 0 0 1 0 0 0 0 0 0 0 6 9 0.00 0.000																			
Darren Oliver, L ERA: 2.14 (9, 1)	1.0 3 0 0 0 1 0 0 0 0 0 0 0 7 11 0.00 0.000																			

Batter	1	2	3	4	5	6	7	8	9	AB	R	H	RBI	BB	SO	LOB	BOTTOM			
7 José Reyes, S OBP: 0.350, SLG: 0.472 (1, 6)	G6-3		K	HR		F8				4	1	1	4	0	1	0	Philadelphia Phillies @ New York Mets Shea Stadium, Flushing, NY Sun Aug 06 2006, 8:05 PM EDT Att: 39,144 - Partly Cloudy - 81 F			
16 Paul Lo Duca, R OBP: 0.366, SLG: 0.427 (1, 2)	P3			2B			1B			4	1	3	0	0	0	0				
15 Carlos Beltrán, S OBP: 0.384, SLG: 0.619 (1, 8)	G4-3			F9			F8			4	0	0	0	0	0	3				
21 Carlos Delgado, L OBP: 0.356, SLG: 0.523 (1, 3)		F7		2B			F8			3	1	0	0	1	1	1				
5 David Wright, R OBP: 0.382, SLG: 0.545 (1, 5)	G1-3			2B			G5-3			4	1	1	1	0	0	1				
22 Jose Valentin, S OBP: 0.336, SLG: 0.519 (1, 4)	2B			E1			G5-3			4	2	2	1	0	0	1				
10 Endy Chavez, L OBP: 0.333, SLG: 0.428 (1, 7)	G4-3			HR			K			3	1	0	0	1	1	1				
44 Lastings Milledge, R OBP: 0.298, SLG: 0.392 (1, 9)			K	HR			G6-3			4	1	1	1	0	1	0				
33 John Maine, R Eli Marrero, R 43 Royce Ring, L Chad Bradford, R Darren Oliver, R			L3	HR			K			2	0	0	0	0	1	3	livebaseballscorecards.com New York Mets			
										1	0	0	0	0	1	0				
<b>Inning Stats</b>	R: 0 E: 0 K: 0 S: 8	H: 0 LOB: 0 BB: 0 P: 11	R: 0 E: 0 K: 0 S: 10	H: 1 LOB: 1 BB: 0 P: 16	R: 0 E: 0 K: 2 S: 9	H: 0 LOB: 0 BB: 0 P: 15	R: 7 E: 1 K: 1 S: 21	H: 5 LOB: 1 BB: 2 P: 41	R: 1 E: 0 K: 2 S: 11	H: 1 LOB: 0 BB: 0 P: 13	R: 0 E: 0 K: 1 S: 7	H: 0 LOB: 0 BB: 0 P: 14	R: 0 E: 0 K: 0 S: 9	H: 1 LOB: 1 BB: 0 P: 12	R: 0 E: 0 K: 0 S: 8	H: 0 LOB: 0 BB: 0 P: 12	1B: 3 2B: 3 3B: 0 HR: 2	SF: 0 SAC: 0 DP: 0 HBP: 0	WP: 0 PB: 0 SB: 0 CS: 0	PA: 35
<b>PITCHER</b>	IP WLS BF H R ER SO BB IBB HBP BLK WP HR S P ERA WHIP	IP WLS BF H R ER SO BB IBB HBP BLK WP HR S P ERA WHIP																		
47 Scott Mathieson, R ERA: 5.4 (1, 1)	3.2 L 20 6 7 2 3 2 0 0 0 0 0 0 46 78 4.91 2.182																			
Rick White, R ERA: 5.31 (4, 1)	0.1 1 0 0 0 0 0 0 0 0 0 0 0 2 5 0.00 0.000																			
48 Brian Sanches, R ERA: 6.94 (5, 1)	2.0 7 1 1 1 3 0 0 0 0 0 0 1 18 27 4.50 0.500																			
52 Fabio Castro, L ERA: 1.93 (7, 1)	2.0 7 1 0 0 0 0 0 0 0 1 0 0 17 24 0.00 0.500																			



Batter	1	2	3	4	5	6	7	8	9	AB	R	H	RBI	BB	SO	LOB	TOP																					
11 Jimmy Rollins, S OBP: 0.329, SLG: 0.445	L7		G4-3			P4				5	1	2	2	0	0	2	<b>Philadelphia Phillies @ Atlanta Braves</b> Turner Field, Atlanta, GA Mon Aug 07 2006, 7:05 PM EDT Att: 26,177 - Partly Cloudy - 94 F																					
8 Shane Victorino, S OBP: 0.336, SLG: 0.426	P4					P4				4	1	2	2	0	0	1																						
26 Chase Utley, L OBP: 0.387, SLG: 0.550	K					F7				5	1	0	0	0	1	5																						
6 Ryan Howard, L OBP: 0.379, SLG: 0.627		K								4	2	2	2	1	1	2																						
Pat Burrell, R OBP: 0.376, SLG: 0.503 Arthur Rhodes, L (8, 1)		G4-3								3	0	1	1	1	1	1																						
4 Danny Sandoval, S (9, PH) OBP: 0.353, SLG: 0.214 Geoff Geary, R OBP: 0.500, SLG: 0.667										0	0	0	0	0	0	0																						
Aaron Rowand, R OBP: 0.316, SLG: 0.436										1	0	1	0	0	0	0																						
Mike Lieberthal, R OBP: 0.281, SLG: 0.365										5	0	1	1	0	1	3																						
Abraham Nunez, S OBP: 0.226, SLG: 0.214										4	0	0	0	1	0	4																						
39 Brett Myers, R OBP: 0.068, SLG: 0.024 29 Chris Roberson, S (6, PH) OBP: 0.174, SLG: 0.174 63 Ryan Madison, L OBP: 0.212, SLG: 0.219 David Dellucci, L (8, PH) OBP: 0.397, SLG: 0.627										3	2	0	0	2	0	4																						
<b>Inning Stats</b>	R: 0 E: 0 K: 1 S: 6	H: 0 LOB: 0 BB: 0 P: 8	R: 0 E: 0 K: 2 S: 8	H: 0 LOB: 0 BB: 0 P: 11	R: 0 E: 0 K: 0 S: 9	H: 0 LOB: 1 BB: 1 P: 16	R: 2 E: 0 K: 0 S: 12	H: 1 LOB: 1 BB: 1 P: 22	R: 5 E: 1 K: 0 S: 16	H: 4 LOB: 2 BB: 2 P: 30	R: 0 E: 0 K: 1 S: 9	H: 1 LOB: 1 BB: 0 P: 15	R: 0 E: 0 K: 1 S: 6	H: 1 LOB: 0 BB: 0 P: 7	R: 2 E: 0 K: 0 S: 11	H: 2 LOB: 2 BB: 2 P: 26	R: 0 E: 0 K: 0 S: 7	H: 1 LOB: 1 BB: 0 P: 8	1B: 7 2B: 2 3B: 0 HR: 1	SF: 0 SAC: 1 DP: 1 HBP: 1	WP: 0 PB: 1 SB: 1 CS: 0	PA: 44																
<b>PITCHER</b>	IP	WLS	BF	H	R	ER	SO	BB	IBB	HBP	BLK	WP	HR	S	P	ERA	WHIP	<b>PITCHER</b>				IP	WLS	BF	H	R	ER	SO	BB	IBB	HBP	BLK	WP	HR	S	P	ERA	WHIP
Horacio Ramirez, L ERA: 4.48	4.0	L	17	1	3	3	3	3	0	1	0	0	1	35	61	6.75	1.000	54 Chad Paronto, R ERA: 2.72				1.0		4	1	0	0	0	0	0	0	0	0	0	7	8	0.00	1.000
Oscar Villarreal, R ERA: 4.61	1.1		11	5	4	4	0	0	1	0	0	0	0	21	34	27.00	3.750																					
Wayne Franklin, L ERA:	0.2		2	0	0	0	0	0	0	0	0	0	0	4	7	0.00	0.000																					
Ken Ray, R ERA: 3.91	1.1		6	1	2	2	1	2	0	0	0	0	0	11	21	13.50	2.250																					
49 Macay McBride, L ERA: 3.89	0.2		4	2	0	0	0	0	0	0	0	0	0	6	12	0.00	3.000																					



Batter	1	2	3	4	5	6	7	8	9	AB	R	H	RBI	BB	SO	LOB	BOTTOM																					
14 Willy Aybar, S OBP: 0.348, SLG: 0.380	G6-3		G5-3			F8				5	1	1	0	0	0	1	<b>Philadelphia Phillies @ Atlanta Braves</b> Turner Field, Atlanta, GA Mon Aug 07 2006, 7:05 PM EDT Att: 26,177 - Partly Cloudy - 94 F																					
Marcus Giles, R OBP: 0.360, SLG: 0.405	G6-3									5	1	2	2	0	1	1																						
11 Edgar Renteria, R OBP: 0.387, SLG: 0.459	K									4	3	2	0	1	2	1																						
Andrew Jones, R OBP: 0.355, SLG: 0.526										5	1	1	2	0	0	3																						
16 Brian McCann, L OBP: 0.406, SLG: 0.562										4	0	3	0	1	1	0																						
7 Jeff Francoeur, R OBP: 0.282, SLG: 0.450										4	0	2	1	1	1	3																						
Adam LaRoche, L OBP: 0.334, SLG: 0.549										4	0	0	1	0	1	5																						
Scott Thorman, L OBP: 0.303, SLG: 0.460 Wayne Franklin, L (8, 1) 4 Pete Orr, L OBP: 0.337, SLG: 0.296 Ken Ray, R (7, 1) 49 Macay McBride, L (8, 1) Tony Pena Jr, R OBP: 0.357, SLG: 0.351 54 Chad Paronto, R (8, 1)										2	0	1	0	0	0	2																						
Horacio Ramirez, L OBP: 0.160, SLG: 0.125 Oscar Villarreal, L (5, 1)										0	0	0	0	0	0	0																						
Ryan Langerhans, L OBP: 0.337, SLG: 0.351 23 Matt Diaz, R OBP: 0.346, SLG: 0.467										2	0	0	0	0	1	0																						
<b>Inning Stats</b>	R: 0 E: 0 K: 1 S: 8	H: 0 LOB: 0 BB: 0 P: 15	R: 0 E: 0 K: 1 S: 11	H: 1 LOB: 1 BB: 0 P: 17	R: 0 E: 0 K: 1 S: 6	H: 1 LOB: 1 BB: 0 P: 9	R: 1 E: 0 K: 0 S: 9	H: 0 LOB: 2 BB: 3 P: 23	R: 3 E: 0 K: 1 S: 21	H: 5 LOB: 2 BB: 0 P: 29	R: 0 E: 0 K: 1 S: 6	H: 0 LOB: 0 BB: 0 P: 11	R: 0 E: 0 K: 2 S: 14	H: 2 LOB: 2 BB: 0 P: 23	R: 0 E: 0 K: 1 S: 6	H: 0 LOB: 0 BB: 0 P: 9	R: 2 E: 0 K: 0 S: 17	H: 3 LOB: 1 BB: 0 P: 20	1B: 8 2B: 2 3B: 0 HR: 2	SF: 0 SAC: 1 DP: 0 HBP: 0	WP: 0 PB: 1 SB: 0 CS: 0	PA: 42																
<b>PITCHER</b>	IP	WLS	BF	H	R	ER	SO	BB	IBB	HBP	BLK	WP	HR	S	P	ERA	WHIP	<b>PITCHER</b>				IP	WLS	BF	H	R	ER	SO	BB	IBB	HBP	BLK	WP	HR	S	P	ERA	WHIP
39 Brett Myers, R ERA: 3.95	5.0	W	25	7	4	4	4	3	0	0	0	0	0	20	34	0.00	1.000	54 Chad Paronto, R ERA: 2.72				1.0		4	1	0	0	0	0	0	0	7	8	0.00	1.000			
63 Ryan Madison, R ERA: 5.79	2.0	H	8	2	0	0	3	0	0	0	0	0	0	6	9	0.00	0.000																					
Arthur Rhodes, L ERA: 5.35	1.0		3	0	0	0	1	0	0	0	0	0	0	6	9	0.00	0.000																					
Geoff Geary, R ERA: 3.52	1.0		6	3	2	2	0	0	0	0	0	0	1	17	20	18.00	3.000																					





Batter	1	2	3	4	5	6	7	8	9	AB	R	H	RBI	BB	SO	LOB	TOP			
11 Jimmy Rollins, S OBP: 0.326, SLG: 0.440										5	0	0	0	0	3	3	<b>Philadelphia Phillies @ Atlanta Braves</b> Turner Field, Atlanta, GA Tue Aug 08 2006, 7:35 PM EDT Att: 30,714 - Partly Cloudy - 90 F			
8 Shane Victorino, S OBP: 0.335, SLG: 0.419										3	1	0	0	1	1	2				
26 Chase Utley, L OBP: 0.390, SLG: 0.550										2	0	1	0	2	1	0				
6 Ryan Howard, L OBP: 0.380, SLG: 0.627										3	0	1	0	1	1	3				
David Dellucci, L OBP: 0.393, SLG: 0.622										3	0	1	1	0	0	0				
27 Chris Coste, R OBP: 0.383, SLG: 0.534											4	0	0	0	0	2		3		
Aaron Rowand, R OBP: 0.318, SLG: 0.437											4	0	2	0	0	1		1		
Abraham Nunez, S OBP: 0.227, SLG: 0.215										4	0	1	0	0	2	2				
35 Cole Hamels, L Pat Burrell, R Geoff Geary, R Aaron Fultz, L Rick White, R Mike Lieberthal, R												1	0	1	0	0		0		
<b>Inning Stats</b>	R: 0 E: 0 K: 1 S: 10	H: 1 LOB: 1 BB: 0 P: 15	R: 0 E: 0 K: 1 S: 8	H: 1 LOB: 1 BB: 0 P: 9	R: 0 E: 0 K: 2 S: 9	H: 0 LOB: 2 BB: 2 P: 22	R: 0 E: 0 K: 1 S: 8	H: 1 LOB: 0 BB: 0 P: 12	R: 0 E: 0 K: 1 S: 6	H: 1 LOB: 1 BB: 0 P: 8	R: 0 E: 0 K: 1 S: 10	H: 1 LOB: 1 BB: 0 P: 15	R: 1 E: 0 K: 2 S: 9	H: 0 LOB: 2 BB: 3 P: 24	R: 0 E: 0 K: 1 S: 9	H: 1 LOB: 1 BB: 0 P: 16		1B: 6 2B: 1 3B: 0 HR: 0	SF: 1 SAC: 0 DP: 0 HBP: 0	WP: 0 PB: 0 SB: 2 CS: 1
<b>PITCHER</b>	IP WLS BF H R ER SO BB IBB HBP BLK WP HR S P ERA WHIP																			
15 Tim Hudson, R ERA: 4.98	7.0 W 27 6 0 0 8 2 0 0 0 0 0 0 59 93 0.00 1.143																			
Danys Baez, R ERA: 4.17	0.1 H 4 0 1 1 1 3 0 0 0 0 0 0 5 18 27.00 9.000																			
Wayne Franklin, L ERA: 3.33	0.1 H 1 0 0 0 0 0 0 0 0 0 0 0 1 1 0.00 0.000																			
Tyler Yates, R ERA: 3.33	0.1 H 1 0 0 0 1 0 0 0 0 0 0 0 3 5 0.00 0.000																			
28 Bob Wickman, R ERA: 3.34	1.0 S 4 1 0 0 1 0 0 0 0 0 0 0 9 16 0.00 1.000																			

AB	31
R	1
H	7
RBI	1
BB	5
SO	11
LOB	16



Batter	1	2	3	4	5	6	7	8	9	AB	R	H	RBI	BB	SO	LOB	BOTTOM			
14 Willy Aybar, S OBP: 0.346, SLG: 0.377										4	0	1	0	0	2	1	<b>Philadelphia Phillies @ Atlanta Braves</b> Turner Field, Atlanta, GA Tue Aug 08 2006, 7:35 PM EDT Att: 30,714 - Partly Cloudy - 90 F			
Marcus Giles, R OBP: 0.361, SLG: 0.406										4	0	2	0	0	1	0				
11 Edgar Renteria, R OBP: 0.385, SLG: 0.455										3	0	0	0	1	2	2				
Andrew Jones, R OBP: 0.355, SLG: 0.523										4	0	1	0	0	1	1				
7 Jeff Francoeur, R OBP: 0.282, SLG: 0.448											2	1	0	0	0	1		1		
16 Brian McCann, L OBP: 0.408, SLG: 0.567											3	1	2	0	0	0		0		
23 Matt Diaz, R OBP: 0.346, SLG: 0.480											2	1	1	1	0	0		1		
Scott Thorman, L OBP: 0.289, SLG: 0.467											3	0	1	1	0	1		2		
15 Tim Hudson, R Tony Lincecum, R Danys Baez, R Wayne Franklin, L Tyler Yates, R 28 Bob Wickman, R										1	0	0	1	0	0	0		0		
<b>Inning Stats</b>	R: 0 E: 0 K: 1 S: 11	H: 0 LOB: 1 BB: 1 P: 20	R: 0 E: 0 K: 2 S: 10	H: 1 LOB: 1 BB: 0 P: 14	R: 0 E: 0 K: 0 S: 7	H: 2 LOB: 1 BB: 0 P: 8	R: 0 E: 0 K: 0 S: 6	H: 1 LOB: 0 BB: 0 P: 9	R: 1 E: 0 K: 1 S: 9	H: 1 LOB: 0 BB: 0 P: 18	R: 0 E: 0 K: 2 S: 8	H: 1 LOB: 0 BB: 0 P: 11	R: 2 E: 0 K: 1 S: 11	H: 2 LOB: 1 BB: 0 P: 18	R: 0 E: 0 K: 1 S: 7	H: 0 LOB: 0 BB: 0 P: 7		1B: 5 2B: 3 3B: 1 HR: 0	SF: 1 SAC: 1 DP: 2 HBP: 1	WP: 0 PB: 0 SB: 0 CS: 0
<b>PITCHER</b>	IP WLS BF H R ER SO BB IBB HBP BLK WP HR S P ERA WHIP																			
35 Cole Hamels, L ERA: 4.97	6.0 L 22 6 1 1 6 1 0 0 0 0 0 0 51 80 1.50 1.167																			
Geoff Geary, R ERA: 3.79	0.1 3 1 2 2 0 0 0 0 1 0 0 0 5 9 54.00 3.000																			
Aaron Fultz, L ERA: 4.34	0.2 3 1 0 0 1 0 0 0 0 0 0 0 6 9 0.00 1.500																			
Rick White, R ERA: 5.18	1.0 3 0 0 0 1 0 0 0 0 0 0 0 7 7 0.00 0.000																			

AB	27
R	3
H	8
RBI	3
BB	1
SO	8
LOB	9

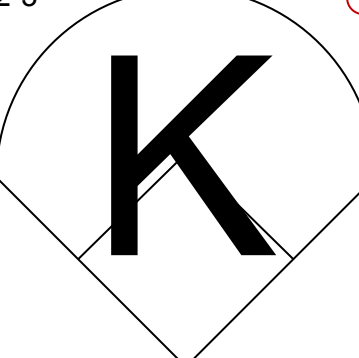
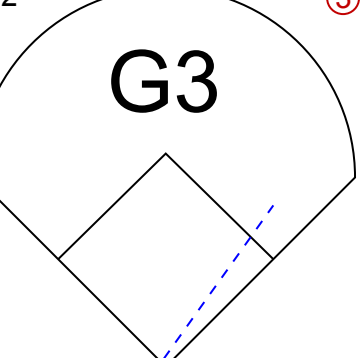
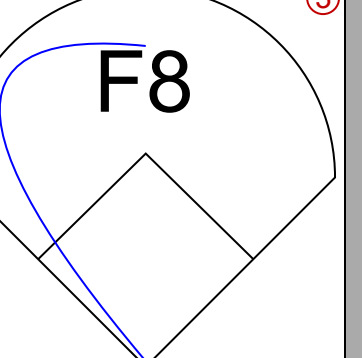
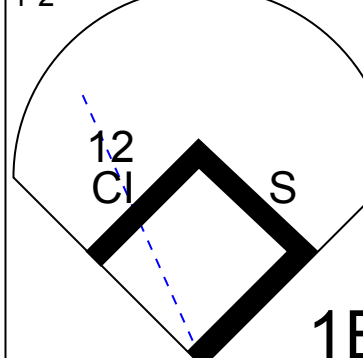
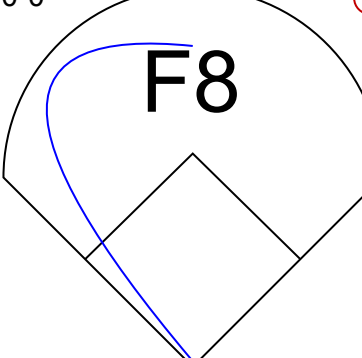
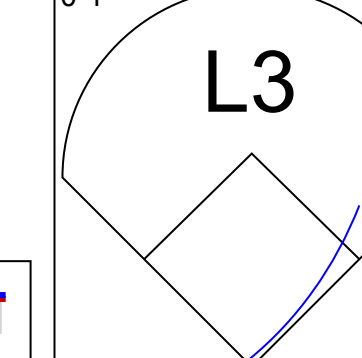
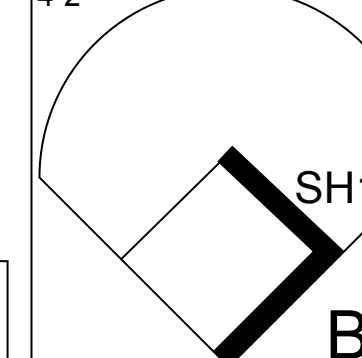
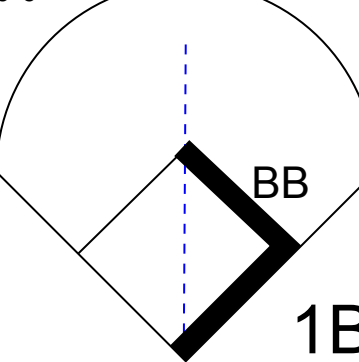
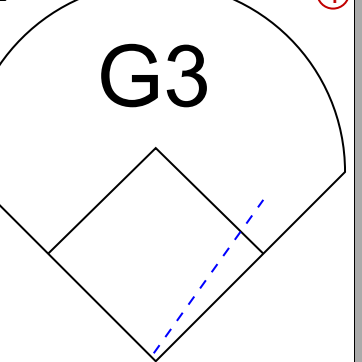
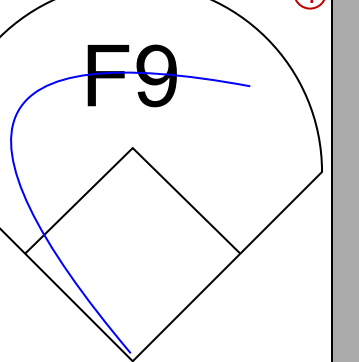
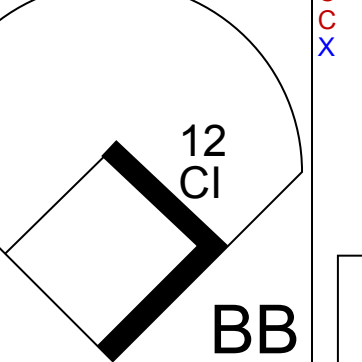
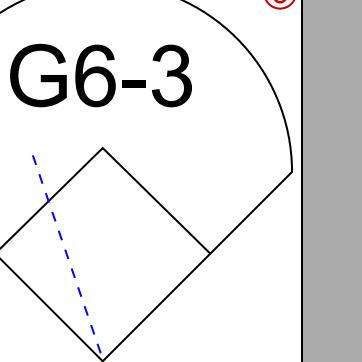
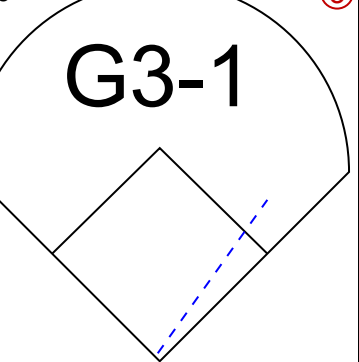
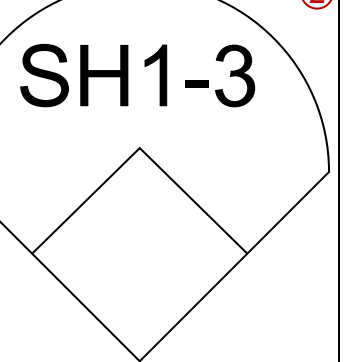
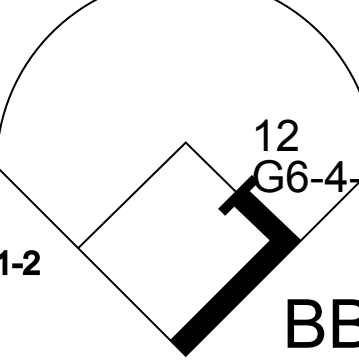
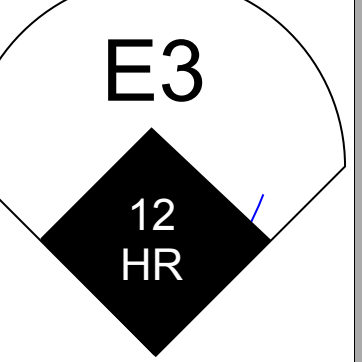
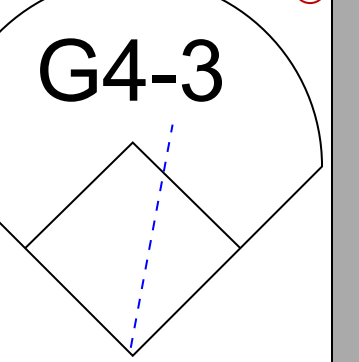
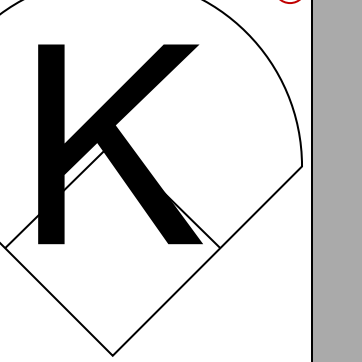
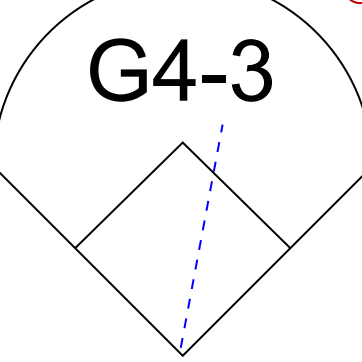
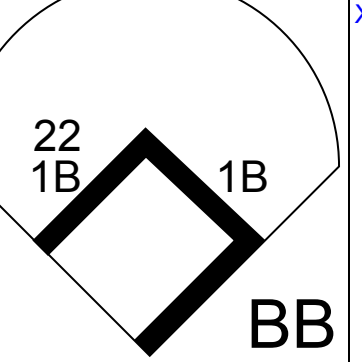
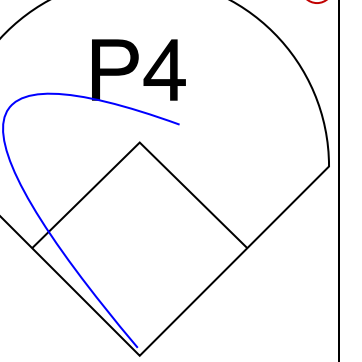
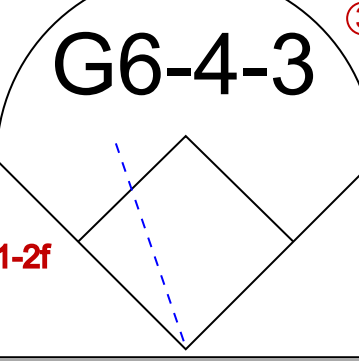
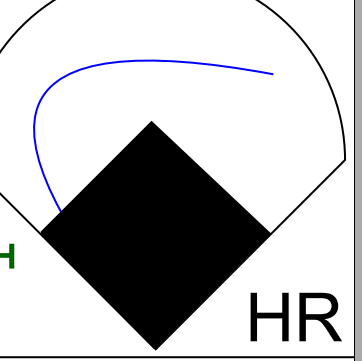
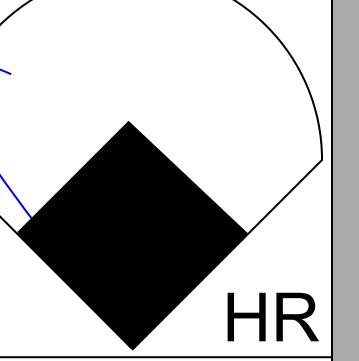
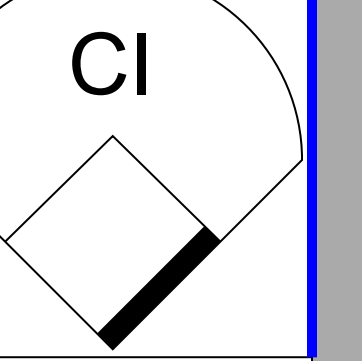
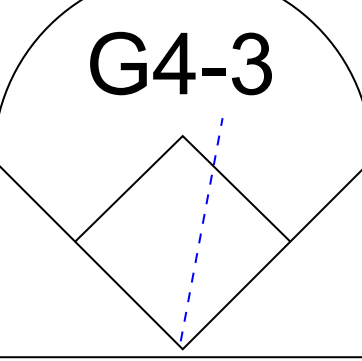
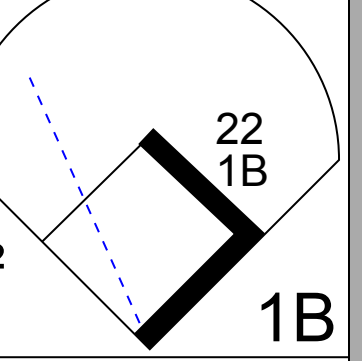

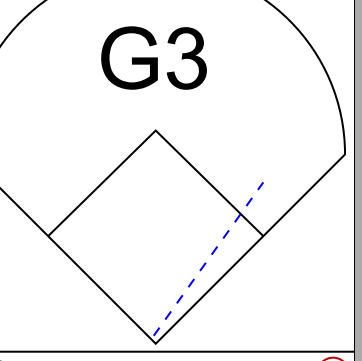
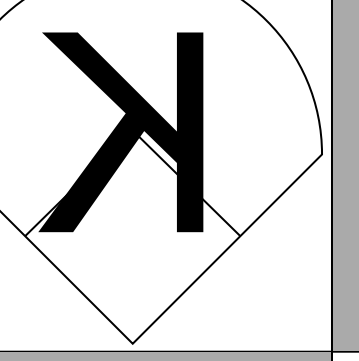
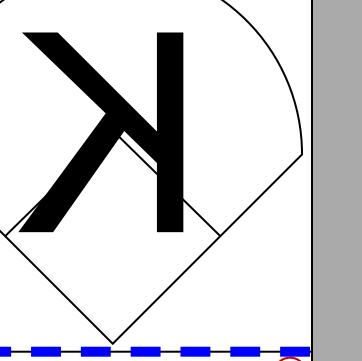
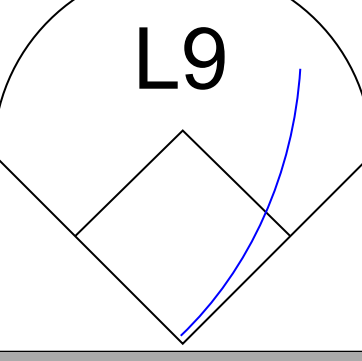
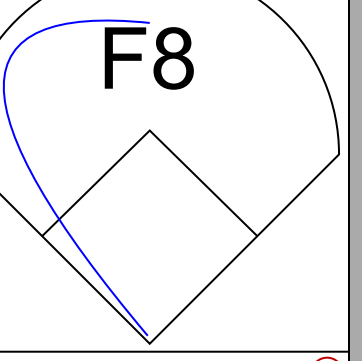
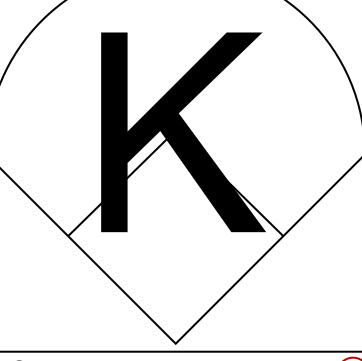
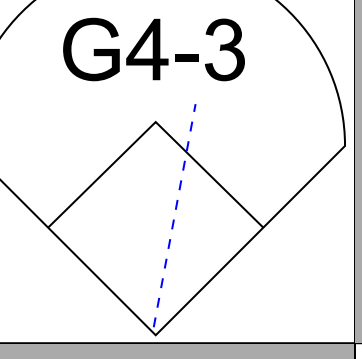

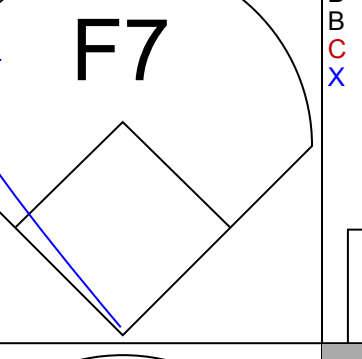
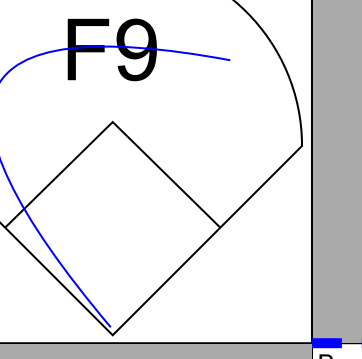
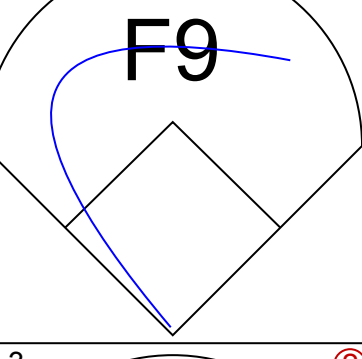
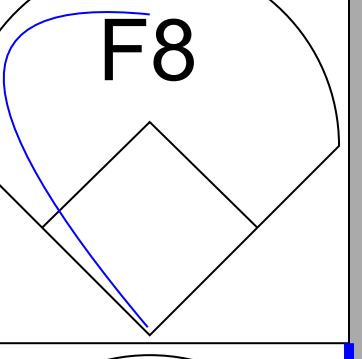
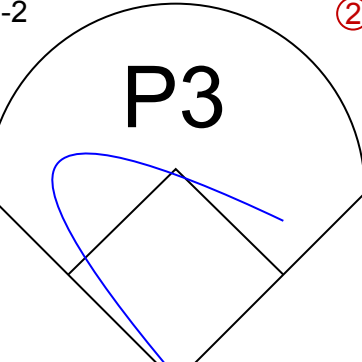

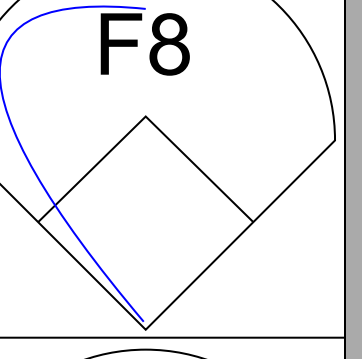
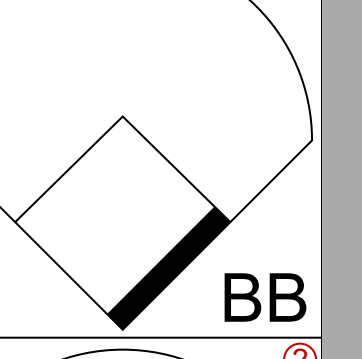
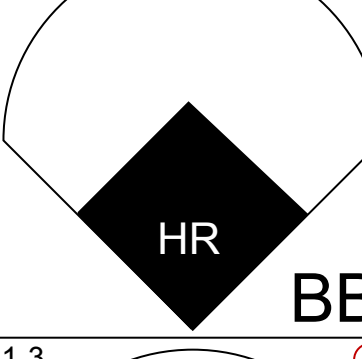
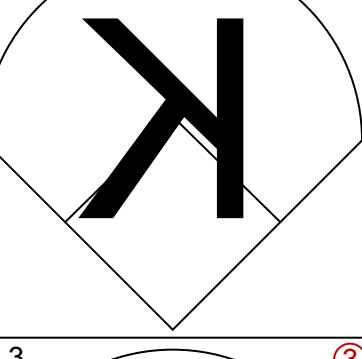
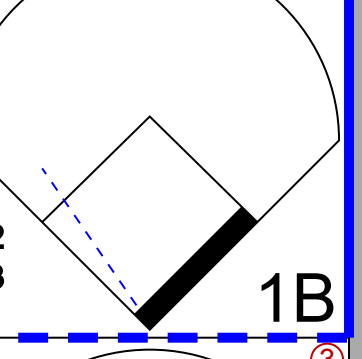
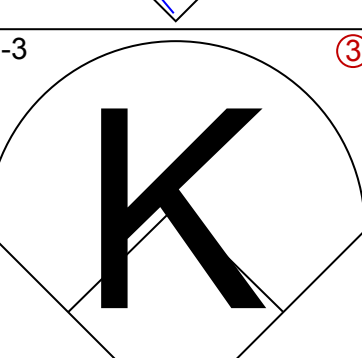
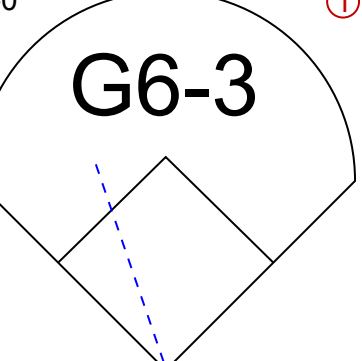
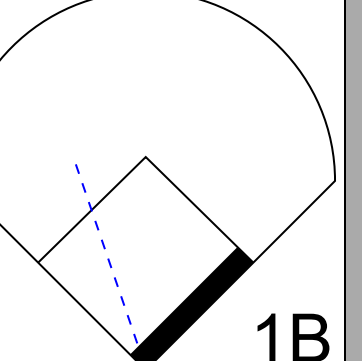
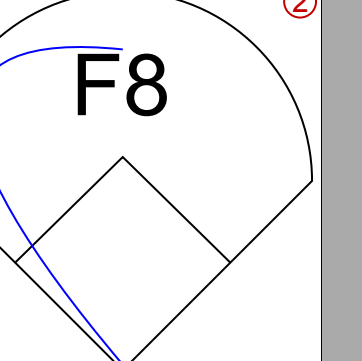
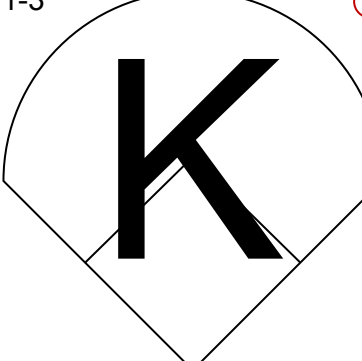
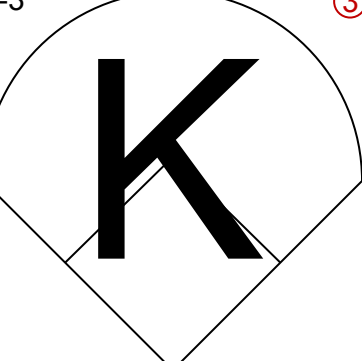

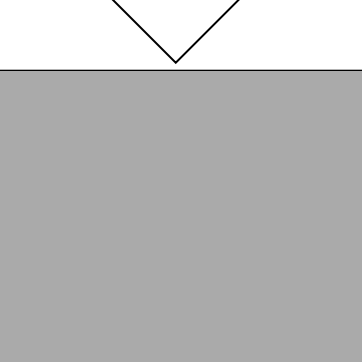
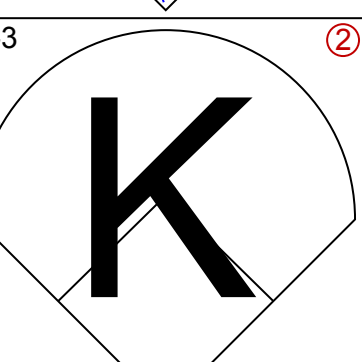
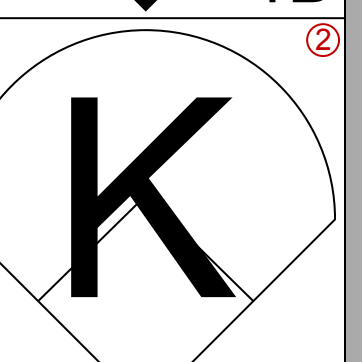
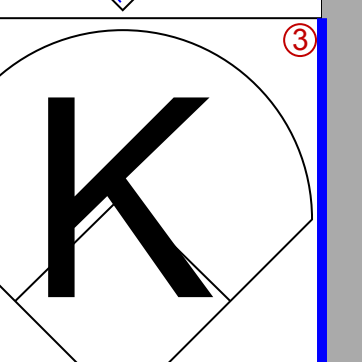
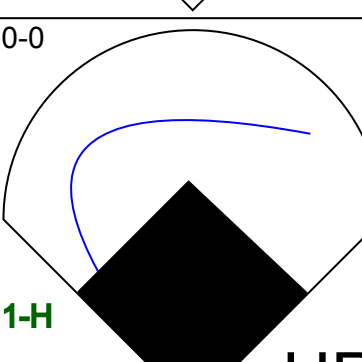
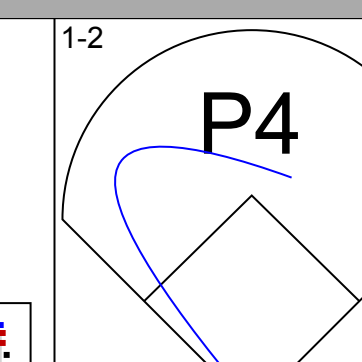
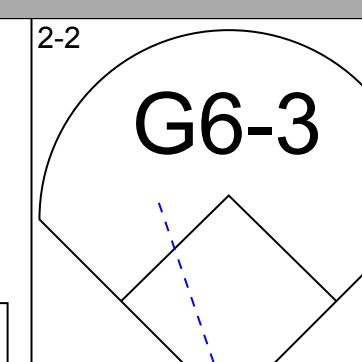
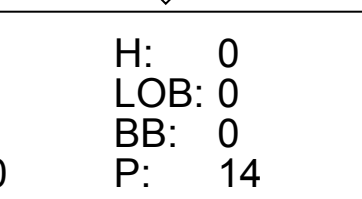
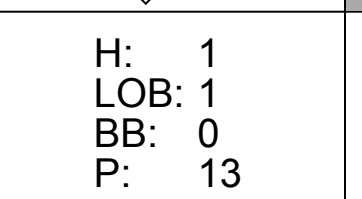
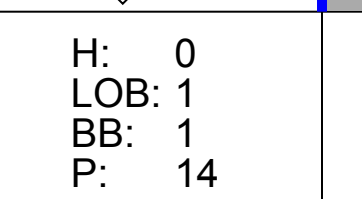
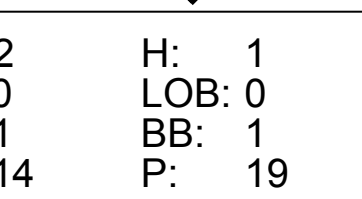
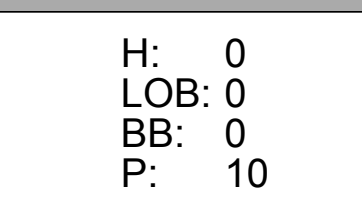
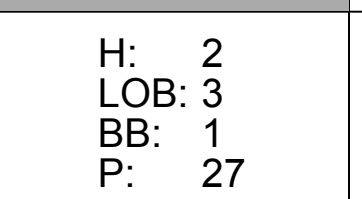
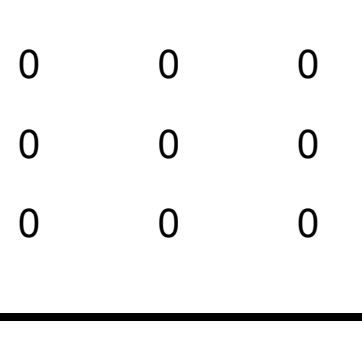





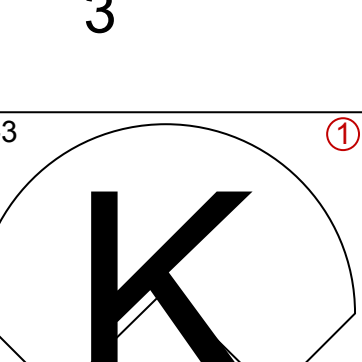
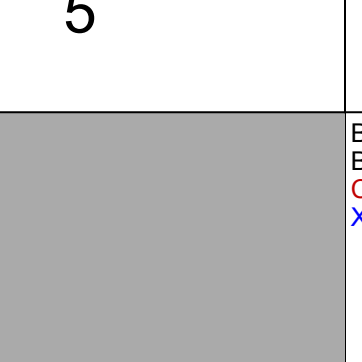
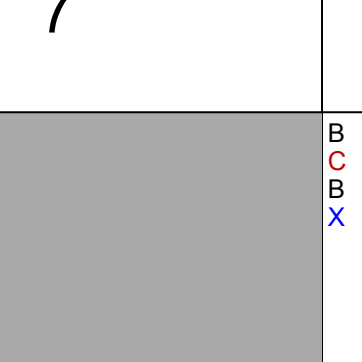
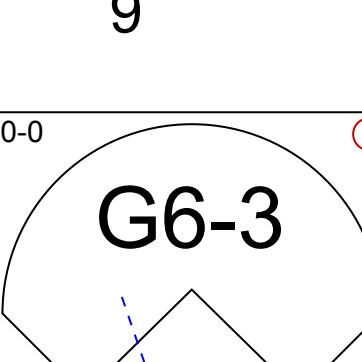

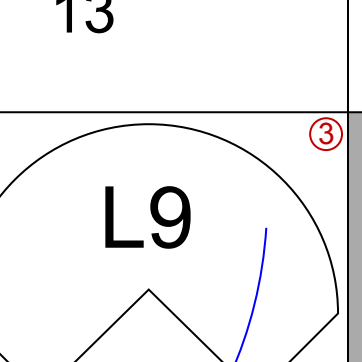
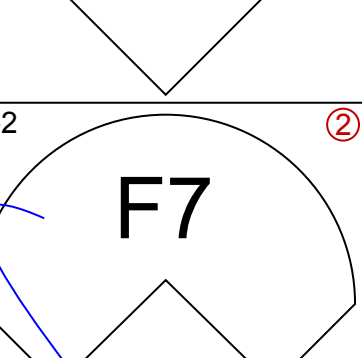


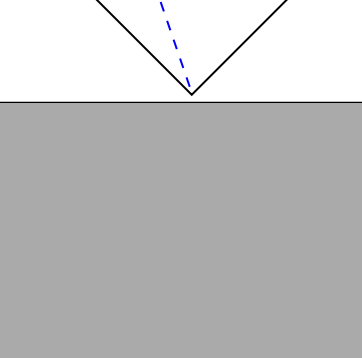

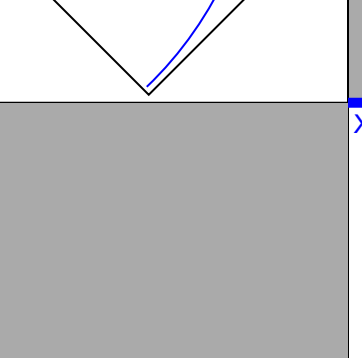




Batter	1	2	3	4	5	6	7	8	9	AB	R	H	RBI	BB	SO	LOB	TOP				
11 Jimmy Rollins, S OBP: 0.330, SLG: 0.441	1-1 26 S 1B		0-2 F9		1-0 1-2 1B				2-3 K	4	1	2	1	2	1	0	Philadelphia Phillies @ Atlanta Braves Turner Field, Atlanta, GA Wed Aug 09 2006, 1:05 PM EDT Att: 27,222 - Sunny - 95 F				
8 Shane Victorino, S OBP: 0.335, SLG: 0.414	3-2 SAFE P3		2-2 1B		1-3 K				0-0 P2	5	1	1	1	1	2	6					
26 Chase Utley, L OBP: 0.390, SLG: 0.550	1 SAFE 3-3 K		0-1 F8			1-2 P2	2-2 G1-3	2-2 63 G3-1 6 1B		5	1	2	3	0	1	2					
4 Danny Sandoval, S OBP: 0.353, SLG: 0.214	1-2 K					3-2 P6	0-0 G1-3	1-2 63 G3-1 1B		0	0	0	0	0	0	0					
6 Ryan Howard, L OBP: 0.378, SLG: 0.622	2-3 K			0-3 K		1-1 P3	1-0 HR	1-2 2-3 1B		5	0	1	1	0	2	1					
Pat Burrell, R OBP: 0.377, SLG: 0.511		3-2 P3		1-1 P3		1-1 P3	1-0 1B	0-2 G3-1		4	2	2	1	0	0	0					
63 Ryan Madson, L OBP: 0.206, SLG: 0.212										1	0	0	0	0	0	2					
48 Brian Sanches, R										0	0	0	0	0	0	0					
Aaron Rowand, R OBP: 0.318, SLG: 0.435		2-1 S HBP		0-1 F9		0-2 G4-3	0-2 E 1B	2-0 G6-3		4	1	1	0	0	0	2					
Mike Lieberthal, R OBP: 0.283, SLG: 0.355		2-3 SAFE K				2-1 G4-3		4-1 BB		3	2	0	0	2	1	2					
Abraham Nunez, S OBP: 0.232, SLG: 0.221		3-3 SAFE K		1-0 F8				0-0 G4-3		5	1	2	1	0	1	4					
Randy Wolf, L OBP: 0.167, SLG: 0.200			3-2 F8		1-1 11 1B				1-3 K	2	0	1	0	0	0	0					
Rick White, R										0	0	0	0	0	0	0					
29 Chris Roberson, S OBP: 0.200, SLG: 0.200										2	0	1	0	0	0	0					
Inning Stats	R: 0 E: 0 K: 2 S: 15	H: 1 LOB: 1 BB: 0 P: 24	R: 0 E: 0 K: 2 S: 13	H: 0 LOB: 1 BB: 0 P: 22	R: 0 E: 0 K: 1 S: 14	H: 1 LOB: 1 BB: 0 P: 19	R: 0 E: 0 K: 1 S: 7	H: 0 LOB: 0 BB: 0 P: 8	R: 1 E: 0 K: 0 S: 11	H: 1 LOB: 2 BB: 0 P: 16	R: 3 E: 1 K: 1 S: 26	H: 6 LOB: 3 BB: 4 P: 54	R: 0 E: 0 K: 0 S: 12	H: 2 LOB: 3 BB: 1 P: 21	R: 0 E: 0 K: 2 S: 7	H: 0 LOB: 0 BB: 0 P: 10	1B: 11 2B: 1 3B: 0 HR: 1	SF: 0 SAC: 1 DP: 0 HBP: 1	WP: 0 PB: 0 SB: 2 CS: 0	PA: 47	
PITCHER	IP	WLS	BF	H	R	ER	SO	BB	IBB	HBP	BLK	WP	HR	S	P	ERA	WHIP				
36 Chuck James, L ERA: 4.69	6.0		24	5	1	1	6	0	0	1	0	0	1	70	105	1.50	0.833				
Tyler Yates, R ERA: 4.51	0.1	L	5	1	4	4	0	3	0	0	0	0	0	8	23	108.00	12.000				
49 Macay McBride, L ERA: 4.1	0.1	B	3	2	1	1	0	0	0	0	0	0	0	6	9	27.00	6.000				
54 Chad Paronto, R ERA: 2.72	0.0		5	3	3	0	0	1	0	0	0	0	0	9	18	∞	∞				
Wayne Franklin, L ERA:	0.1		1	0	0	0	1	0	0	0	0	0	0	3	4	0.00	0.000				
Ken Ray, R ERA: 3.34	1.0		6	2	0	0	0	1	0	0	0	0	0	12	21	0.00	3.000				
Oscar Villarreal, R ERA: 4.53	1.0		3	0	0	0	2	0	0	0	0	0	0	7	10	0.00	0.000				

Batter	1	2	3	4	5	6	7	8	9	AB	R	H	RBI	BB	SO	LOB	BOTTOM					
14 Willy Aybar, S OBP: 0.349, SLG: 0.380	0-1 G4-3			1-2 G5-3 1B		1-2 F9 7 1B 11 1B	0-0 P2			4	1	2	0	0	0	0	Philadelphia Phillies @ Atlanta Braves Turner Field, Atlanta, GA Wed Aug 09 2006, 1:05 PM EDT Att: 27,222 - Sunny - 95 F					
Marcus Giles, R OBP: 0.360, SLG: 0.404	0-3 K			3-2 G5-3		1-2 P4		1-1 11 2B 1B		4	0	1	0	0	1	2						
11 Edgar Renteria, R OBP: 0.366, SLG: 0.458	2-2 P3			1-0 G4-3		2-2 1B 23 E 1B		1-1 L1-4 2B		4	1	2	0	0	0	0						
Tony Pena Jr., R OBP: 0.133, SLG: 0.071								1-3 L1-4 2B		0	0	0	0	0	0	0						
Andrew Jones, R OBP: 0.354, SLG: 0.528		2-0 G5-3			1-1 HR	0-2 F9		2-1 L1-4		4	1	1	1	0	0	4						
Oscar Villarreal, L								2-2 2-2		0	0	0	0	0	0	0						
7 Jeff Francoeur, R OBP: 0.282, SLG: 0.447		2-2 G1-3			1-0 P1	1-2 23 E 1B		2-0 F7		4	0	1	1	0	0	1						
23 Matt Diaz, R OBP: 0.349, SLG: 0.477		2-2 CS 1B			4-2 WP BB	1-0 E5		2-2 F9		3	0	1	0	1	0	1						
Todd Pratt, R OBP: 0.254, SLG: 0.307		1-1 CS	3-2 G4-3		4-0 BB	1-2 K		1-3 K		3	0	0	0	1	2	2						
Scott Thorman, L OBP: 0.287, SLG: 0.469			0-1 G3		1-2 K		0-3 K		1-1 2B	4	0	1	0	0	2	2						
36 Chuck James, L ERA: 5.27	5.1		21	5	3	2	4	2	0	0	0	0	0	0	0	0						
Tyler Yates, R ERA: 5.1	0.2	W	4	1	0	0	1	0	0	0	0	0	0	0	0	0						
49 Macay McBride, L ERA: 5.68	2.0		7	2	0	0	1	0	0	0	0	0	0	0	0	0						
54 Chad Paronto, R ERA: 6.39	1.0		4	1	0	0	1	0	0	0	0	0	0	0	0	0						
Inning Stats	R: 0 E: 0 K: 1 S: 10	H: 0 LOB: 0 BB: 0 P: 12	R: 0 E: 0 K: 0 S: 9	H: 1 LOB: 0 BB: 0 P: 16	R: 0 E: 0 K: 1 S: 8	H: 0 LOB: 0 BB: 0 P: 12	R: 0 E: 0 K: 0 S: 7	H: 1 LOB: 0 BB: 0 P: 12	R: 1 E: 0 K: 2 S: 11	H: 1 LOB: 2 BB: 2 P: 22	R: 2 E: 1 K: 1 S: 22	H: 3 LOB: 2 BB: 0 P: 28	R: 0 E: 0 K: 1 S: 5	H: 0 LOB: 0 BB: 0 P: 5	R: 0 E: 0 K: 0 S: 7	H: 2 LOB: 1 BB: 0 P: 13	R: 0 E: 0 K: 1 S: 10	H: 1 LOB: 1 BB: 0 P: 16	1B: 6 2B: 3 3B: 0 HR: 1	SF: 0 SAC: 0 DP: 1 HBP: 0	WP: 1 PB: 0 SB: 0 CS: 1	PA: 37
PITCHER	IP	WLS	BF	H	R	ER	SO	BB	IBB	HBP	BLK	WP	HR	S	P	ERA	WHIP					
Randy Wolf, L ERA: 5.27	5.1		21	5	3	2	4	2	0	0	0	0	0	0	0	0	3.38	1.312				
Rick White, R ERA: 5.1	0.2		4	1	0	0	1	0	0	0	0	0	0	0	0	0	0.00	1.500				
63 Ryan Madson, R ERA: 5.68	2.0		7	2	0	0	1	0	0	0	0	0	0	0	0	0	0.00	1.000				
48 Brian Sanches, R ERA: 6.39	1.0		4	1	0	0	1	0	0	0	0	0	0	0	0	0	0.00	1.000				

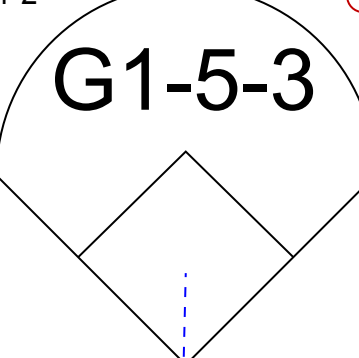

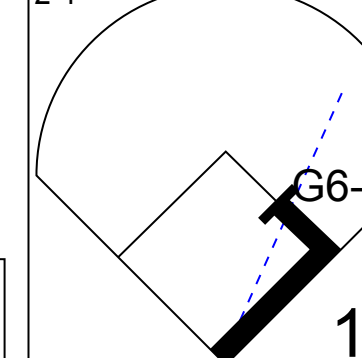
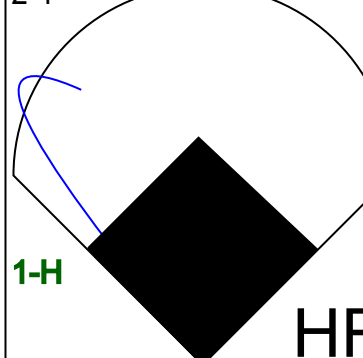
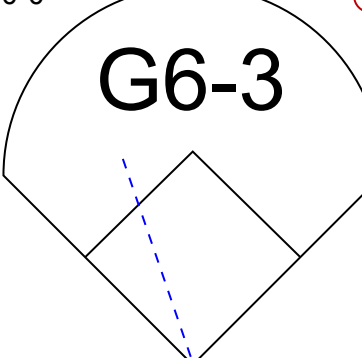
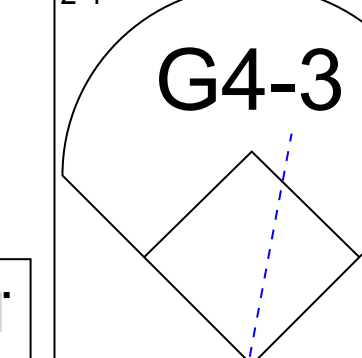
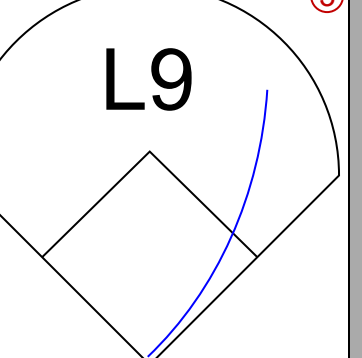
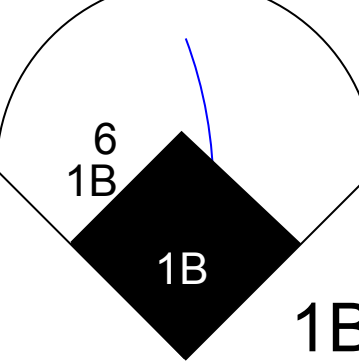
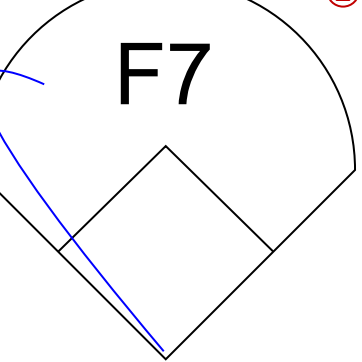
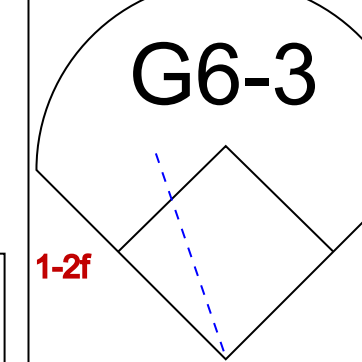
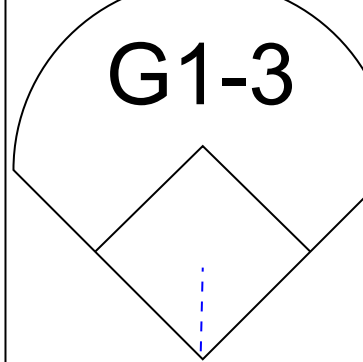
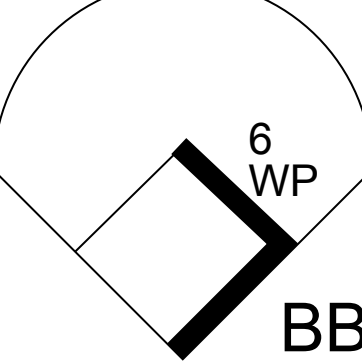
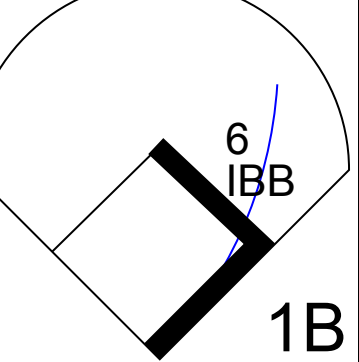
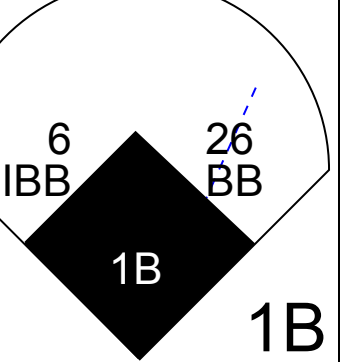
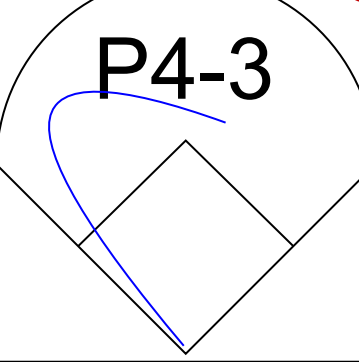
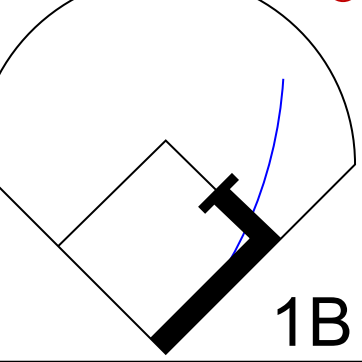
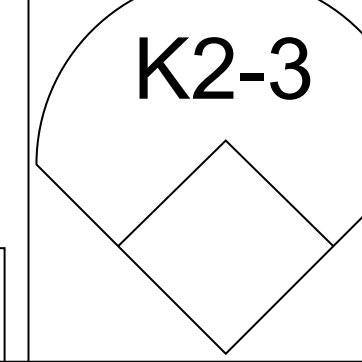
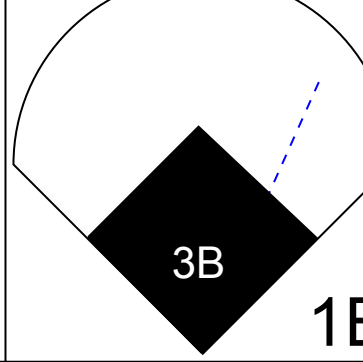
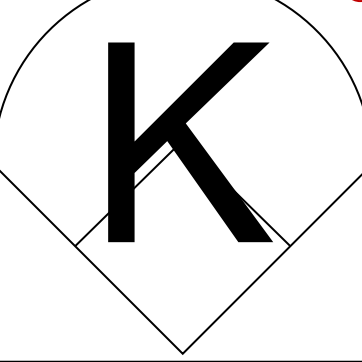
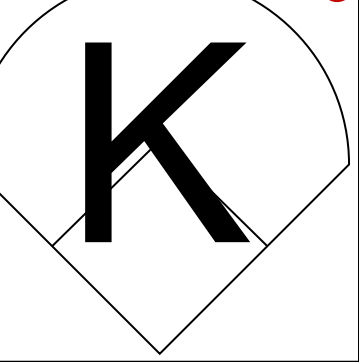
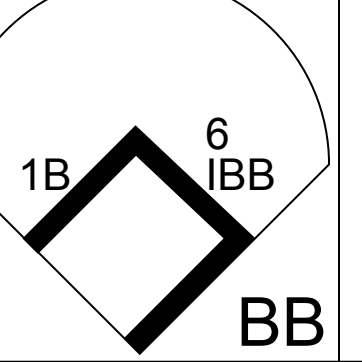
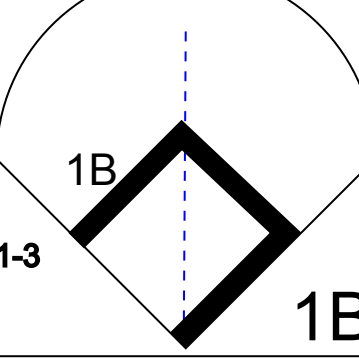


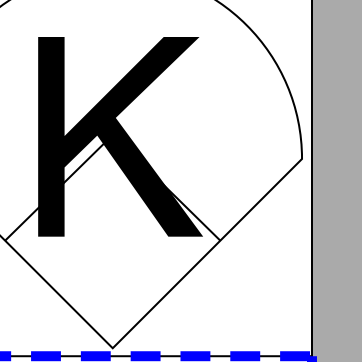
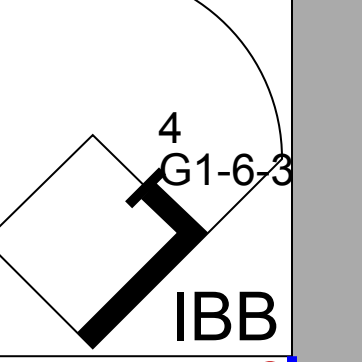
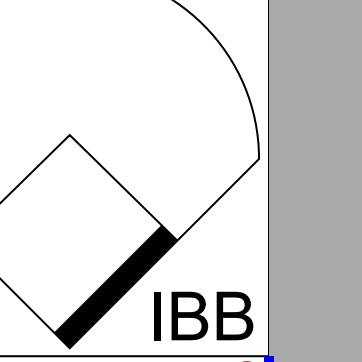
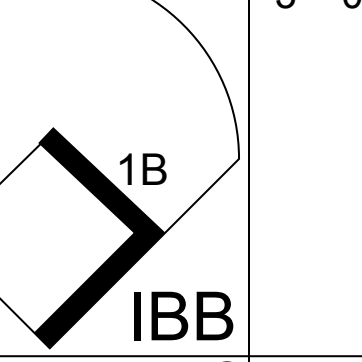
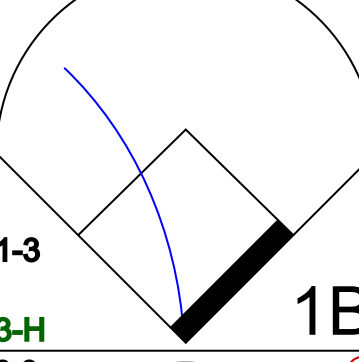
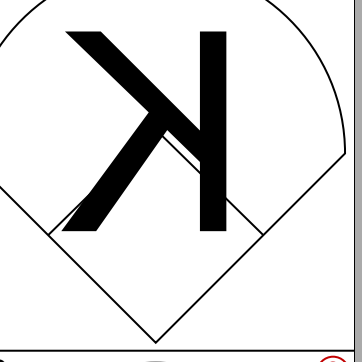

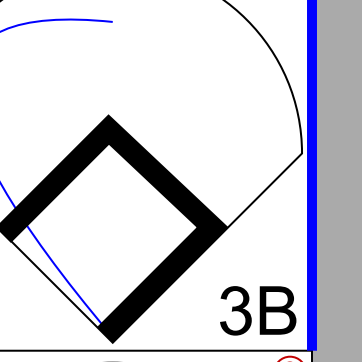
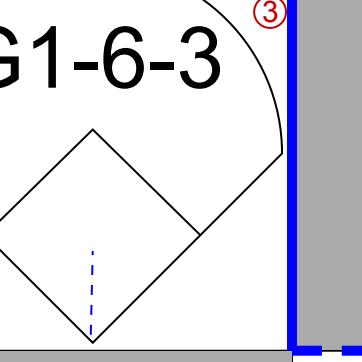
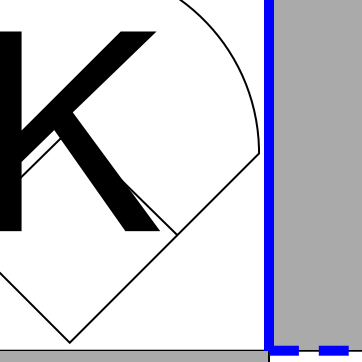
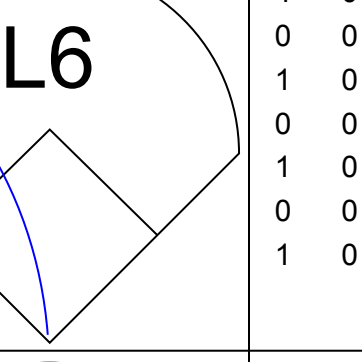
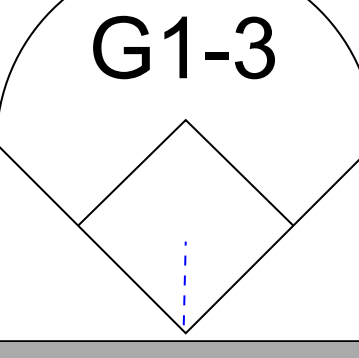
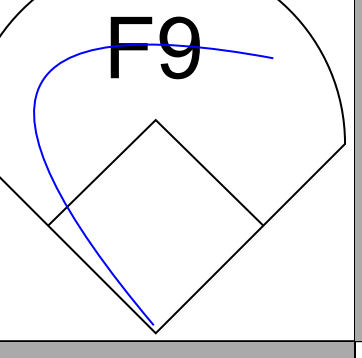
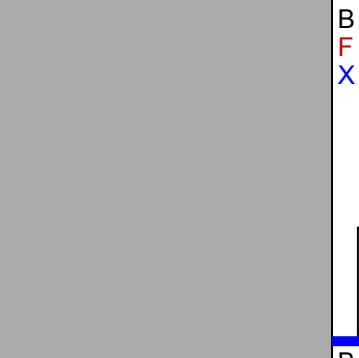

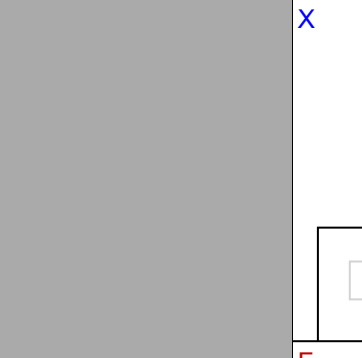
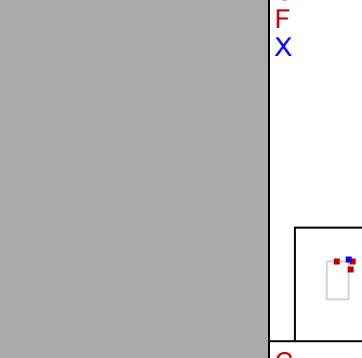
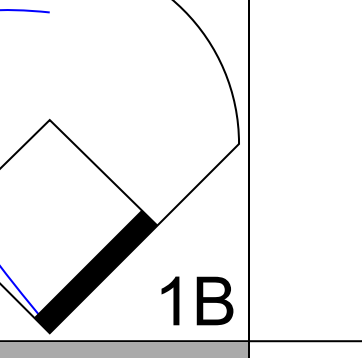



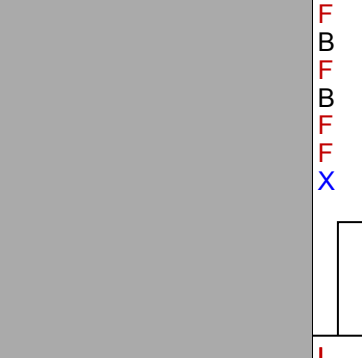

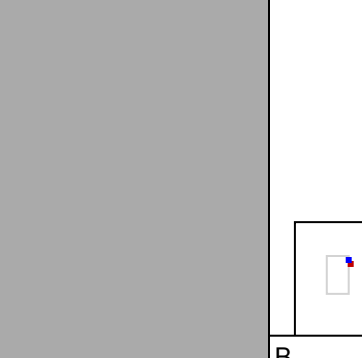




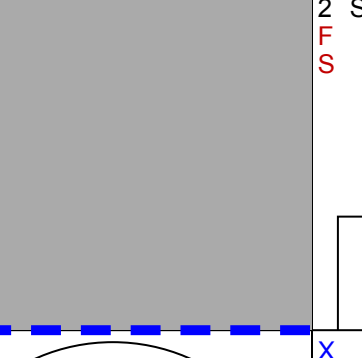
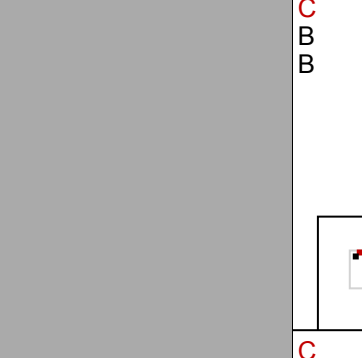
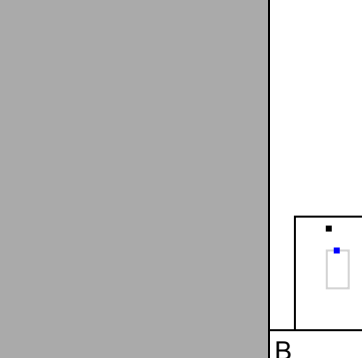




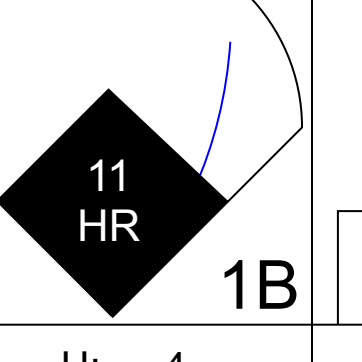

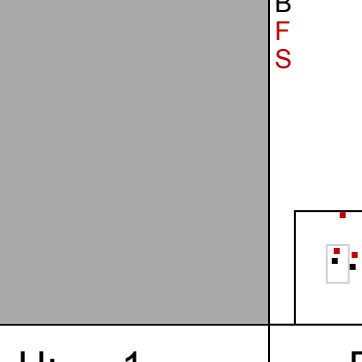

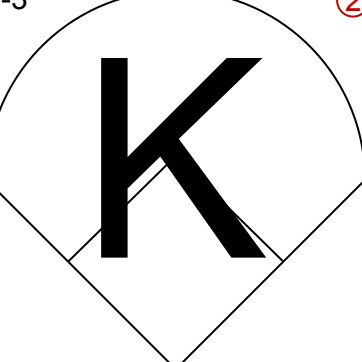




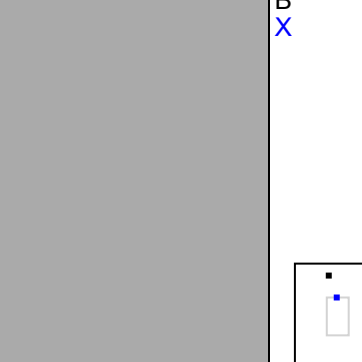



Batter	1	2	3	4	5	6	7	8	9	10	11	12	13	14	AB	R	H	BI	BB	SO	LOB	TOP	
6 Ryan Freel, R OBP: 0.384, SLG: 0.442															6	0	1	0	1	1	1		
Scott Hatteberg, L OBP: 0.422, SLG: 0.505															5	0	1	0	1	0	0		
Ken Griffey Jr., L OBP: 0.288, SLG: 0.481															5	1	0	0	2	1	3		
12 Edwin Encarnación, R OBP: 0.226, SLG: 0.528															3	2	2	3	0	0	2		
56 Todd Coffey, R OBP: 0.336, SLG: 0.507															0	0	0	0	0	0	0		
Adam Dunn, L OBP: 0.380, SLG: 0.547															6	0	0	0	0	0	5		
4 Brandon Phillips, R OBP: 0.336, SLG: 0.422															3	1	0	0	2	2	0		
26 David Ross, R OBP: 0.389, SLG: 0.642															0	0	0	0	0	0	0		
22 Eric Milton, L OBP: 0.192, SLG: 0.150															0	0	0	0	0	0	0		
Royce Clayton, R OBP: 0.312, SLG: 0.347															3	0	1	0	0	0	1		
Todd Hollandsworth, L OBP: 0.247, SLG: 0.431															3	0	0	0	0	3	4		
Kyle Lohse, R OBP: 0.375, SLG: 0.524															0	0	0	0	0	0	0		
25 David Weathers, R OBP: 0.295, SLG: 0.394															0	0	0	0	0	0	0		
21 Jon Lieber, R ERA: 5.51	IP: 7.0	WLS: 28	H: 5	R: 3	ER: 7	SO: 7	BB: 2	IBB: 0	HBP: 0	BLK: 0	WP: 0	HR: 2	S: 70	P: 100	ERA: 2.57	WHIP: 1.000							
Arthur Rhodes, L ERA: 4.25	0.2	4	0	0	0	2	1	0	0	0	0	0	14	23	0.00	1.500							
Rick White, R ERA: 5.06	0.1	1	0	0	0	0	0	0	0	0	0	0	2	5	0.00	0.000							
45 Tom Gordon, R ERA: 2.77	2.0	B	8	1	2	2	1	1	0	0	0	0	1	19	24	9.00	1.000						
63 Ryan Madson, R ERA: 5.58	2.0	6	0	0	0	2	0	0	0	0	0	0	0	14	18	0.00	0.000						

Cincinnati Reds @ Philadelphia Phillies  
Citizens Bank Park, Philadelphia, PA  
Fri Aug 11 2006, 7:05 PM EDT  
Att. 41,461 - Clear - 78 F

AB: 49  
R: 5  
H: 8  
BI: 5  
BB: 6  
SO: 13  
LOB: 23



Batter	1	2	3	4	5	6	7	8	9	10	11	12	13	14	AB	R	H	BI	BB	SO	LOB	BOTTOM
11 Jimmy Rollins, S OBP: 0.329, SLG: 0.445															7	1	2	2	0	1	3	
David Dellucci, L OBP: 0.400, SLG: 0.618															6	2	3	0	1	0	1	
26 Chase Utley, L OBP: 0.391, SLG: 0.547															6	1	2	0	1	3	3	
6 Ryan Howard, L OBP: 0.383, SLG: 0.620															3	0	1	0	4	2	1	
45 Tom Gordon, R ERA: 2.77															4	0	2	2	0	2	1	
4 Danny Sandoval, S OBP: 0.250, SLG: 0.212															0	0	0	0	0	0	0	
27 Chris Coste, R OBP: 0.278, SLG: 0.533															0	1	0	0	0	0	0	
25 Chris Roberson, S OBP: 0.200, SLG: 0.200															0	0	0	0	0	0	0	
Mike Lieberthal, R OBP: 0.286, SLG: 0.357															2	0	0	0	0	1	0	
Abraham Nunez, S OBP: 0.235, SLG: 0.220															5	0	1	0	1	3	3	
21 Jon Lieber, L ERA: 5.51	IP: 6.1	WLS: 24	H: 6	R: 1	ER: 8	SO: 8	BB: 1	IBB: 0	HBP: 0	BLK: 0	WP: 0	HR: 0	S: 67	P: 98	ERA: 1.42	WHIP: 1.105						
Arthur Rhodes, L ERA: 4.25	0.2	H	2	0	0	0	1	0	0	0	0	0	5	7	0.00	0.000						
Rick White, R ERA: 5.06	0.2	B	5	3	3	3	1	0	0	0	0	1	16	26	40.50	4.500						
8 Shane Victorino, S OBP: 0.333, SLG: 0.413	1.0	B	4	1	1	0	1	0	0	0	0	0	11	15	0.00	1.000						
21 Jon Lieber, L ERA: 5.51	IP: 6.1	WLS: 24	H: 6	R: 1	ER: 8	SO: 8	BB: 1	IBB: 0	HBP: 0	BLK: 0	WP: 0	HR: 0	S: 67	P: 98	ERA: 1.42	WHIP: 1.105						
25 David Weathers, R OBP: 0.295, SLG: 0.394	0.2	H	2	0	0	0	1	0	0	0	0	0	5	7	0.00	0.000						
45 Bill Bray, L ERA: 4.33	0.2	B	5	3	3	3	1	0	0	0	0	1	16	26	40.50	4.500						
56 Todd Coffey, R ERA: 3.3	0.1	2	1	0	0	0	1	0	0	0	0	0	8	11	0.00	3.000						
Eddie Guardado, L ERA: 3.89	1.0	B	4	1	1	0	1	0	0	0	0	0	11	15	0.00	1.000						
Kent Mercker, L ERA: 4.13	IP: 1.0	WLS: 5	H: 1	R: 0	ER: 0	SO: 1	BB: 1	IBB: 0	HBP: 0	BLK: 0	WP: 1	HR: 0	S: 15	P: 15	0.00	1.000						
Ryan Franklin, R ERA: 4.48	2.0	9	1	0	0	2	1	1	0	0	0	0	17	32	0.00	1.000						
39 Aaron Harang, R ERA: 3.66	5	2	0	0	0	1	0	0	0	0	0	0	12	15	0.00	2.000						
54 Elizardo Ramirez, R ERA: 5.0	0.1	L	5	2	1	1	0	1	1	0	0	0	5	15	27.00	9.000						

Cincinnati Reds @ Philadelphia Phillies  
Citizens Bank Park, Philadelphia, PA  
Fri Aug 11 2006, 7:05 PM EDT  
Att. 41,461 - Clear - 78 F

AB: 52  
R: 6  
H: 16  
BI: 6  
BB: 7  
SO: 16  
LOB: 27





Batter	1	2	3	4	5	6	7	8	9	AB R H RBI BB SO LOB	TOP																
6 Ryan Freel, R OBP: 0.387, SLG: 0.445	1-3 K	2-2 1B		1-0 2B		2-1 F9			4-0 1B 12 1B BB	4 1 2 3 1 1 1	<p>Cincinnati Reds @ Philadelphia Phillies</p> <p>Citizens Bank Park, Philadelphia, PA</p> <p>Sat Aug 12 2006, 7:05 PM EDT</p> <p>Att: 39,553 - Clear - 76 F</p> <p>livebaseballscores.com</p>																
Scott Hatteberg, L OBP: 0.424, SLG: 0.505	1-0 G1-3	1-1 1B		4-1 BB		2-0 G4-3			1-1 12 1B 1B G4-3	4 1 2 1 1 0 1																	
Ken Griffey Jr., L OBP: 0.295, SLG: 0.475	3-3 K	0-3 K		3-3 K		0-0 G4-3			2-1 G4-3	5 0 0 0 0 3 7																	
12 Edwin Encarnación, R OBP: 0.389, SLG: 0.524		2-3 K	0-1 G5-3		4-0 IBB		1-0 P6		3-2 4 S 4 1B 1B	4 1 1 1 1 1 0																	
Adam Dunn, L OBP: 0.379, SLG: 0.542		4-0 4 BB 1B BB	3-3 K	1-0 F8		1-2 F7			1-2 P5	4 1 0 0 1 1 5																	
Javier Valentín, S OBP: 0.296, SLG: 0.386		1-1 54 1B 4 BB 6 1B	0-1 G6-3		3-1 G5-3		0-3 K		3-1 4 1B 1-2 3-H 1B	5 1 2 1 0 1 0																	
4 Brandon Phillips, R OBP: 0.341, SLG: 0.436		4-2 54 1B 6 1B BB		0-0 HR		0-1 B5-3			2-2 L6-4 2B 1-3 2-H 1B	4 2 3 2 1 0 0																	
Royce Clayton, R OBP: 0.310, SLG: 0.348		0-3 K		1-1 SH5-4 6 2B		1-3 K			0-1 L6-4 2-2 G6-3	5 1 1 0 0 2 6																	
54 Elizardo Ramirez, S OBP: 0.222, SLG: 0.231		2-2 6 1B 1B		0-0 SH5-4		0-2 G4-3 2B			0-3 K	1 1 1 1 0 0 0																	
Chris Michalak, L OBP: 0.500, SLG: 1.000		1-2 2-3 3-H 1B		2-3						2 0 1 0 0 1 0																	
Eddie Guardado, R										0 0 0 0 0 0 0																	
<b>Inning Stats</b>	R: 0 E: 0 K: 2 S: 7	H: 0 LOB: 0 BB: 0 P: 12	R: 4 E: 0 K: 3 S: 23	H: 4 LOB: 2 BB: 2 P: 39	R: 0 E: 0 K: 1 S: 9	H: 0 LOB: 0 BB: 0 P: 12	R: 2 E: 0 K: 1 S: 11	H: 3 LOB: 3 BB: 2 P: 25	R: 0 E: 0 K: 1 S: 7	H: 0 LOB: 0 BB: 0 P: 11	R: 0 E: 0 K: 1 S: 8	H: 1 LOB: 1 BB: 0 P: 12	R: 0 E: 0 K: 1 S: 7	H: 0 LOB: 0 BB: 0 P: 9	R: 0 E: 0 K: 1 S: 8	H: 1 LOB: 0 BB: 0 P: 10	R: 3 E: 0 K: 0 S: 21	H: 4 LOB: 2 BB: 1 P: 39	1B: 8 2B: 5 3B: 0 HR: 1	SF: 0 SAC: 1 DP: 1 HBP: 0	WP: 0 PA: 44 PB: 0 SB: 4 CS: 0						
<b>PITCHER</b>	IP WLS BF H R ER SO BB IBB HBP BLK WP HR S P ERA WHIP											<b>PITCHER</b>	IP WLS BF H R ER SO BB IBB HBP BLK WP HR S P ERA WHIP														
47 Scott Mathieson, R ERA: 6.48	3.1	19	7	6	6	6	2	0	0	0	0	0	0	0	0	16.20	2.700										
Aaron Fultz, L ERA: 4.19	0.2	4	0	0	0	1	1	0	0	0	0	0	0	6	18	0.00	1.500										
Geoff Geary, R ERA: 3.58	3.0	10	1	0	0	2	0	0	0	0	0	0	0	22	32	0.00	0.333										
63 Ryan Madson, R ERA: 5.53	1.0	3	1	0	0	1	0	0	0	0	0	0	0	8	10	0.00	1.000										
45 Tom Gordon, R ERA: 3.29	0.2	L	7	4	3	3	1	0	0	0	0	0	0	16	31	40.50	7.500										

Batter	1	2	3	4	5	6	7	8	9	AB R H RBI BB SO LOB	BOTTOM															
11 Jimmy Rollins, S OBP: 0.332, SLG: 0.458	4-1 HR	2-1 HR			2-2 G6-3		2-0 G6-3		2-2 HR	4 3 2 4 1 0 0	<p>Cincinnati Reds @ Philadelphia Phillies</p> <p>Citizens Bank Park, Philadelphia, PA</p> <p>Sat Aug 12 2006, 7:05 PM EDT</p> <p>Att: 39,553 - Clear - 76 F</p> <p>livebaseballscores.com</p>															
David Dellucci, L OBP: 0.402, SLG: 0.630	0-0 BB	1-2 HR			1-0 F9		4-2 BB		3-2 26 HBP 1B	3 1 1 2 1 0 0																
63 Ryan Madson, L OBP: 0.206, SLG: 0.212		G1-3								0 0 0 0 0 0 0																
45 Tom Gordon, R										0 0 0 0 0 0 0																
Rick White, R										0 0 0 0 0 0 0																
Mike Lieberthal, R OBP: 0.290, SLG: 0.361	1-2 HR				2-1 G3		1-1 F9		1-1 HBP	1 0 1 0 0 0 0																
26 Chase Utley, L OBP: 0.389, SLG: 0.543	1-2 G4-3	1-1 P5								4 0 0 0 0 0 1																
6 Ryan Howard, L OBP: 0.384, SLG: 0.624	1-2 G4-3			3-2 F8		1-2 E1 27 G4-3 1B		0-0 HR	2-3 K	5 1 2 1 0 1 2																
Pat Burrell, R OBP: 0.379, SLG: 0.518	3-2 2B			0-0 G4-3		0-0 L5		4-0 G5-4-3 BB		3 0 1 0 1 0 1																
Aaron Rowand, R OBP: 0.318, SLG: 0.433	1-2 G5-3			0-2 G5-6-3		2-1 27 G4-3 1B		1-1 G5-4-3	1-2	4 0 1 0 0 0 2																
27 Chris Coste, R OBP: 0.373, SLG: 0.521		0-2 47 SH5-4 11 HR 1B			1-1 G1-3		0-1 G4-3		1-0 G6-3	4 1 1 0 0 0 2																
Abraham Nunez, S OBP: 0.235, SLG: 0.221		0-0 47 SH5-4 11 HR 1B			3-1 F9		1-1 G6-3		2-3 K	4 1 1 0 0 1 2																
47 Scott Mathieson, R ERA: 6.48		0-0 SH5-4			1-0 F9		0-1 P4		1-2 F8	0 0 0 0 0 0 0																
4 Danny Sandoval, S ERA: 5.37										0 0 0 0 0 0 0																
Geoff Geary, R ERA: 3.58										1 0 0 0 0 0 0																
8 Shane Victorino, S OBP: 0.330, SLG: 0.438										0 0 0 0 0 0 0																
<b>Inning Stats</b>	R: 2 E: 0 K: 0 S: 19	H: 2 LOB: 1 BB: 1 P: 29	R: 3 E: 0 K: 0 S: 12	H: 3 LOB: 0 BB: 0 P: 16	R: 0 E: 0 K: 0 S: 7	H: 0 LOB: 0 BB: 0 P: 10	R: 0 E: 0 K: 0 S: 5	H: 0 LOB: 0 BB: 0 P: 10	R: 0 E: 1 K: 0 S: 10	H: 2 LOB: 2 BB: 0 P: 14	R: 0 E: 0 K: 0 S: 10	H: 0 LOB: 1 BB: 1 P: 17	R: 1 E: 0 K: 0 S: 4	H: 1 LOB: 0 BB: 1 P: 10	R: 1 E: 0 K: 2 S: 18	H: 2 LOB: 2 BB: 0 P: 29	1B: 5 2B: 1 3B: 0 HR: 4	SF: 0 SAC: 1 DP: 1 HBP: 1	WP: 0 PA: 40 PB: 0 SB: 0 CS: 0							
<b>PITCHER</b>	IP WLS BF H R ER SO BB IBB HBP BLK WP HR S P ERA WHIP											<b>PITCHER</b>	IP WLS BF H R ER SO BB IBB HBP BLK WP HR S P ERA WHIP													
54 Elizardo Ramirez, R ERA: 5.37	1.1	10	5	5	0	0	1	0	0	0	0	1	47	79	1.35	0.750										
Chris Michalak, L ERA: 1.35	6.2	W	24	3	1	1	2	0	0	0	0	1	47	79	1.35	0.750										
Eddie Guardado, L ERA: 4.04	1.0	S	6	2	1	1	2	0	0	1	0	1	18	29	9.00	2.000										



Batter	1	2	3	4	5	6	7	8	9	10	11	AB	R	H	RBI	BB	SO	LOB	TOP	
6 Ryan Freel, R OBP: 0.386, SLG: 0.442												5	0	1	0	1	4	1		
Scott Hatteberg, L OBP: 0.423, SLG: 0.500												5	1	1	0	1	1	2		
Ken Griffey Jr., L OBP: 0.298, SLG: 0.475												6	0	3	1	0	1	2		
12 Edwin Encarnación, R OBP: 0.391, SLG: 0.533												5	1	2	2	1	3	3		
Adam Dunn, L OBP: 0.377, SLG: 0.545												5	1	1	1	0	1	4		
Rich Aurilia, R OBP: 0.334, SLG: 0.514												4	1	1	1	0	0	0		
25 David Weathers, R Eddie Guardado, R Royce Clayton, R 45 Bill Bray, L												0	0	0	0	0	0	0		
4 Brandon Phillips, R OBP: 0.342, SLG: 0.438												5	1	2	0	0	2	0		
26 David Ross, R OBP: 0.370, SLG: 0.630												3	0	0	0	0	1	1		
22 Eric Milton, L 56 Todd Coffey, R Rheal Cormier, L 9 Juan Castro, R												3	1	1	0	0	2	1		
<b>Inning Stats</b>	R: 0 E: 0 K: 3 S: 14	H: 1 LOB: 1 BB: 0 P: 22	R: 0 E: 0 K: 2 S: 9	H: 0 LOB: 0 BB: 0 P: 14	R: 2 E: 1 K: 0 S: 18	H: 3 LOB: 2 BB: 1 P: 34	R: 0 E: 0 K: 1 S: 7	H: 0 LOB: 0 BB: 0 P: 8	R: 0 E: 0 K: 2 S: 9	H: 1 LOB: 1 BB: 1 P: 26	R: 0 E: 0 K: 0 S: 6	H: 1 LOB: 0 BB: 0 P: 7	R: 0 E: 0 K: 1 S: 5	H: 0 LOB: 0 BB: 0 P: 7	R: 2 E: 0 K: 2 S: 16	H: 3 LOB: 2 BB: 1 P: 24	1B: 7 2B: 4 3B: 0 HR: 3	SF: 0 SAC: 1 DP: 1 HBP: 1	WP: 0 PB: 0 SB: 0 CS: 0	PA: 49
<b>PITCHER</b>	39 Brett Myers, R ERA: 4.12	48 Brian Sanches, R ERA: 5.93	Aaron Fultz, L ERA: 4.17	Rick White, R ERA: 4.8	Arthur Rhodes, L ERA: 5.11	63 Ryan Madson, R ERA: 5.64														

**Cincinnati Reds @ Philadelphia Phillies**  
Citizens Bank Park, Philadelphia, PA  
Sun-Aug 13 2006, 1:35 PM EDT  
Att: 37,677 - Sunny - 77 F

AB 44  
R 7  
H 13  
RBI 6  
BB 3  
SO 15  
LOB 14

Batter	1	2	3	4	5	6	7	8	9	10	11	AB	R	H	RBI	BB	SO	LOB	BOTTOM					
11 Jimmy Rollins, S OBP: 0.336, SLG: 0.463												6	1	4	0	0	0	1						
8 Shane Victorino, S Rick White, R												2	1	0	0	1	0	3						
27 Chris Coste, R 29 Chris Roberson, S												0	0	0	0	0	0	0						
26 Chase Utley, L OBP: 0.396, SLG: 0.538												6	0	1	0	0	3	5						
6 Ryan Howard, L OBP: 0.386, SLG: 0.631												5	2	3	3	0	1	2						
Pat Burrell, R Arthur Rhodes, L 63 Ryan Madson, L												4	0	0	0	1	3	3						
Aaron Rowand, R OBP: 0.319, SLG: 0.432												5	0	2	1	0	0	0						
Mike Lieberthal, R OBP: 0.294, SLG: 0.358												4	0	1	0	1	0	4						
Abraham Nunez, S OBP: 0.240, SLG: 0.226												5	1	2	0	0	1	2						
39 Brett Myers, R 48 Brian Sanches, R Aron Fultz, L David DeLucia, L												2	0	0	0	0	1	0						
<b>Inning Stats</b>	R: 0 E: 0 K: 0 S: 9	H: 1 LOB: 1 BB: 0 P: 12	R: 0 E: 0 K: 1 S: 14	H: 0 LOB: 1 BB: 1 P: 23	R: 0 E: 0 K: 0 S: 8	H: 1 LOB: 0 BB: 0 P: 11	R: 1 E: 0 K: 1 S: 14	H: 2 LOB: 1 BB: 1 P: 24	R: 0 E: 0 K: 2 S: 10	H: 0 LOB: 0 BB: 0 P: 13	R: 2 E: 0 K: 1 S: 11	H: 1 LOB: 2 BB: 1 P: 23	R: 0 E: 0 K: 2 S: 16	H: 2 LOB: 2 BB: 0 P: 27	R: 2 E: 1 K: 3 S: 17	H: 3 LOB: 2 BB: 0 P: 24	R: 0 E: 1 K: 0 S: 6	H: 1 LOB: 0 BB: 0 P: 10	R: 0 E: 0 K: 1 S: 12	H: 1 LOB: 1 BB: 0 P: 18	1B: 12 2B: 2 3B: 0 HR: 1	SF: 0 SAC: 1 DP: 3 HBP: 0	WP: 0 PB: 0 SB: 0 CS: 0	PA: 48
<b>PITCHER</b>	22 Eric Milton, L ERA: 5.01	56 Todd Coffey, R ERA: 3.24	Rheal Cormier, L ERA: 2.05	25 David Weathers, R ERA: 4.53	Eddie Guardado, L ERA: 3.93	45 Bill Bray, L ERA: 4.1																		

**Cincinnati Reds @ Philadelphia Phillies**  
Citizens Bank Park, Philadelphia, PA  
Sun-Aug 13 2006, 1:35 PM EDT  
Att: 37,677 - Sunny - 77 F

AB 44  
R 5  
H 14  
RBI 5  
BB 3  
SO 11  
LOB 23



Batter	1	2	3	4	5	6	7	8	9	AB	R	H	RBI	BB	SO	LOB	TOP										
7 José Reyes, S OBP: 0.349, SLG: 0.474			G4-3			G6-3				4	0	1	0	0	1	1	<b>New York Mets @ Philadelphia Phillies</b> Citizens Bank Park, Philadelphia, PA Mon Aug 14 2006, 7:05 PM EDT Att: 36,888 - Cloudy - 84 F										
16 Paul Lo Duca, R OBP: 0.356, SLG: 0.421 Mike DiFelice, R	G5-3		G4-3			G4-3			G6-3	3	0	0	0	0	0	1											
15 Carlos Beltrán, S OBP: 0.390, SLG: 0.623 10 Endy Chavez, L OBP: 0.340, SLG: 0.431				K		G1-3			F7	3	0	1	0	0	1	0											
21 Carlos Delgado, L OBP: 0.350, SLG: 0.499 Julio Franco, R OBP: 0.331, SLG: 0.375	F9			K					K	2	0	0	0	0	1	1											
5 David Wright, R OBP: 0.384, SLG: 0.541		F9							K	3	0	0	0	0	1	0											
Chris Woodward, R OBP: 0.300, SLG: 0.336		L8							F7	3	0	0	0	0	0	0											
Michael Tucker, L OBP: 0.313, SLG: 0.538									F8	3	0	0	0	0	1	0											
44 Lastings Milledge, R OBP: 0.305, SLG: 0.385										3	0	2	0	0	1	0											
45 Pedro Martínez, R OBP: 0.135, SLG: 0.139 Darren Oliver, R OBP: 0.214, SLG: 0.231 43 Royce Ring, L OBP: 0.246, SLG: 0.349 Ricky Ledee, L OBP: 0.246, SLG: 0.349 Roberto Hernández, R										0	0	0	0	0	0	0											
<b>Inning Stats</b>	R: 0 E: 0 K: 1 S: 20	H: 1 LOB: 1 BB: 0 P: 23	R: 0 E: 0 K: 0 S: 7	H: 0 LOB: 0 BB: 0 P: 11	R: 0 E: 0 K: 1 S: 10	H: 1 LOB: 1 BB: 0 P: 11	R: 0 E: 0 K: 2 S: 9	H: 0 LOB: 0 BB: 0 P: 12	R: 0 E: 0 K: 0 S: 7	H: 1 LOB: 1 BB: 0 P: 10	R: 0 E: 0 K: 0 S: 13	H: 0 LOB: 0 BB: 0 P: 17	R: 0 E: 0 K: 2 S: 10	H: 0 LOB: 0 BB: 0 P: 14	R: 0 E: 0 K: 3 S: 11	H: 1 LOB: 1 BB: 0 P: 16		R: 0 E: 0 K: 1 S: 6	H: 0 LOB: 0 BB: 0 P: 8	1B: 3 2B: 1 3B: 0 HR: 0	SF: 0 SAC: 0 DP: 0 HBP: 0	WP: 0 PB: 1 SB: 0 CS: 0	PA: 31				
<b>PITCHER</b>	IP	WLS	BF	H	R	ER	SO	BB	IBB	HBP	BLK	WP	HR	S	P	ERA	WHIP										
35 Cole Hamels, L ERA: 4.5	8.0	W	28	4	0	0	9	0	0	0	0	0	0	87	114	0.00	0.500										
52 Fabio Castro, L ERA: 1.83	1.0		3	0	0	0	1	0	0	0	0	0	0	6	8	0.00	0.000										

AB	31
R	0
H	4
RBI	0
BB	0
SO	10
LOB	6



Batter	1	2	3	4	5	6	7	8	9	AB	R	H	RBI	BB	SO	LOB	BOTTOM										
11 Jimmy Rollins, S OBP: 0.342, SLG: 0.472										3	3	3	3	2	0	0	<b>New York Mets @ Philadelphia Phillies</b> Citizens Bank Park, Philadelphia, PA Mon Aug 14 2006, 7:05 PM EDT Att: 36,888 - Cloudy - 84 F										
8 Shane Victorino, S OBP: 0.332, SLG: 0.423	F8								FC6-4	5	2	2	2	0	0	3											
26 Chase Utley, L OBP: 0.387, SLG: 0.540 4 Danny Sandoval, S OBP: 0.300, SLG: 0.176										4	1	2	2	0	1	0											
6 Ryan Howard, L OBP: 0.384, SLG: 0.626										5	1	1	0	0	4	3											
David Dellucci, L OBP: 0.398, SLG: 0.631										3	2	1	1	1	1	1											
Aaron Rowand, R OBP: 0.318, SLG: 0.429									G6-3	3	1	0	1	0	0	0											
27 Chris Coste, R OBP: 0.383, SLG: 0.520									F9	3	2	1	0	0	0	0											
Abraham Nunez, S OBP: 0.245, SLG: 0.238									G1-3	4	1	2	3	0	1	0											
35 Cole Hamels, L ERA: 3.88 52 Fabio Castro, L ERA: 1.83									G4-3	4	0	0	0	0	2	2											
<b>Inning Stats</b>	R: 6 E: 1 K: 1 S: 21	H: 4 LOB: 0 BB: 1 P: 35	R: 0 E: 0 K: 2 S: 10	H: 0 LOB: 1 BB: 1 P: 18	R: 1 E: 0 K: 1 S: 11	H: 1 LOB: 0 BB: 0 P: 18	R: 2 E: 0 K: 1 S: 15	H: 3 LOB: 1 BB: 0 P: 20	R: 4 E: 0 K: 1 S: 20	H: 4 LOB: 0 BB: 0 P: 30	R: 0 E: 0 K: 2 S: 9	H: 0 LOB: 0 BB: 0 P: 12	R: 0 E: 0 K: 0 S: 7	H: 0 LOB: 0 BB: 0 P: 11	R: 0 E: 0 K: 2 S: 11	H: 0 LOB: 1 BB: 1 P: 18		1B: 6 2B: 3 3B: 0 HR: 3	SF: 0 SAC: 0 DP: 1 HBP: 2	WP: 0 PB: 1 SB: 1 CS: 0	PA: 40						
<b>PITCHER</b>	IP	WLS	BF	H	R	ER	SO	BB	IBB	HBP	BLK	WP	HR	S	P	ERA	WHIP										
45 Pedro Martínez, R ERA: 3.88 Darren Oliver, L ERA: 2.88 43 Royce Ring, L ERA: 2.28 Roberto Hernández, R ERA: 3.04	1.0	L	9	4	6	6	1	1	0	2	1	0	3	53	80	17.18	2.455										
43 Royce Ring, L ERA: 2.28	2.1		7	0	0	0	2	0	0	0	0	0	0	19	29	0.00	0.000										
Roberto Hernández, R ERA: 3.04	1.0		4	0	0	0	2	1	0	0	0	0	0	11	18	0.00	1.000										

AB	35
R	13
H	12
RBI	12
BB	3
SO	10
LOB	10





Batter	1	2	3	4	5	6	7	8	9	AB	R	H	RBI	BB	SO	LOB	TOP										
7 José Reyes, S OBP: 0.354, SLG: 0.496	0-0 HR		3-1 HR		4-0 BB			3-2 1-H HR		3	3	4	1	0	0		<b>New York Mets @ Philadelphia Phillies</b> Citizens Bank Park, Philadelphia, PA Tue Aug 15 2006, 7:05 PM EDT Att: 40,283 - Partly Cloudy - 84 F										
16 Paul Lo Duca, R OBP: 0.355, SLG: 0.419	0-1 15 FC1-4 1B		0-1 G1-3		0-0 P1			0-1 G6-3		4	0	1	0	0	0	1											
15 Carlos Beltrán, S OBP: 0.389, SLG: 0.618	1-1 FC1-4 21 G5-4-3		2-1 F9			0-1 F9		4-1 21 L6-3 BB		3	0	0	0	1	0	1											
21 Carlos Delgado, L OBP: 0.349, SLG: 0.495	0-1 G5-4-3			4-0 BB		1-2 G5-3		0-1 L6-3		3	0	0	0	1	0	2											
5 David Wright, R OBP: 0.382, SLG: 0.537 Roberto Hernandez, R Aaron Heilman, R Michael Tucker, L OBP: 0.353, SLG: 0.571		3-3 K		2-2 F9		1-2 P4		3-2 22 G3-6-1 1B		3	0	0	0	0	1	1											
22 Jose Valentin, S OBP: 0.334, SLG: 0.496		2-0 F7		0-0 F7			1-1 G5-3		2-0 G3-6-1	4	0	0	0	0	0	2											
Chris Woodward, R OBP: 0.299, SLG: 0.333		3-2 1B		2-2 F7			2-3 K		0-2 G5-3	4	0	1	0	0	1	1											
44 Lastings Milledge, R OBP: 0.299, SLG: 0.375		2-1 F8			0-0 F9		1-2 L9			3	0	0	0	0	0	1											
26 Orlando Hernandez, R OBP: 0.222, SLG: 0.286 Ricky Ledes, L OBP: 0.242, SLG: 0.344 25 Pedro Feliciano, L 10 Endy Chavez, L OBP: 0.343, SLG: 0.433			1-2 L9		3-1 P6			0-1 7 HR 1B		1	0	0	0	0	0	0											
<b>Inning Stats</b>	R: 1 E: 0 K: 0 S: 7	H: 2 LOB: 0 BB: 0 P: 8	R: 0 E: 0 K: 1 S: 14	H: 1 LOB: 1 BB: 0 P: 24	R: 1 E: 0 K: 0 S: 9	H: 1 LOB: 0 BB: 0 P: 15	R: 0 E: 0 K: 0 S: 9	H: 0 LOB: 1 BB: 1 P: 17	R: 0 E: 0 K: 0 S: 4	H: 0 LOB: 0 BB: 0 P: 11	R: 0 E: 0 K: 1 S: 12	H: 0 LOB: 0 BB: 0 P: 16	R: 2 E: 0 K: 0 S: 13	H: 2 LOB: 0 BB: 1 P: 20	R: 0 E: 0 K: 0 S: 7	H: 1 LOB: 0 BB: 0 P: 12		1B: 4 2B: 1 3B: 0 HR: 3	SF: 0 SAC: 0 DP: 3 HBP: 0	WP: 0 PB: 0 SB: 0 CS: 0	PA: 34						
<b>PITCHER</b>	IP	WLS	BF	H	R	ER	SO	BB	IBB	HBP	BLK	WP	HR	S	P	ERA	WHIP										
Randy Wolf, L ERA: 4.35	7.0	W	26	4	2	2	2	2	0	0	0	0	2	67	105	2.57	0.857										
48 Brian Sanches, R ERA: 8.75	1.0		5	2	2	2	0	1	0	0	0	0	1	13	20	18.00	3.000										
Geoff Geary, R ERA: 3.53	1.0		3	1	0	0	0	0	0	0	0	0	0	7	12	0.00	1.000										

Batter	1	2	3	4	5	6	7	8	9	AB	R	H	RBI	BB	SO	LOB	BOTTOM											
11 Jimmy Rollins, S OBP: 0.343, SLG: 0.472	1-2 G4-3		3-2 SF7		1-2 8 G5-3 1B			3-1 F7		4	1	2	1	0	0	1	<b>New York Mets @ Philadelphia Phillies</b> Citizens Bank Park, Philadelphia, PA Tue Aug 15 2006, 7:05 PM EDT Att: 40,283 - Partly Cloudy - 84 F											
8 Shane Victorino, S OBP: 0.337, SLG: 0.447	1-2 HR	2-1 3B	2-3 K		1-1 G5-3		4-2 BB			4	1	2	3	1	1	3												
26 Chase Utley, L OBP: 0.367, SLG: 0.537 48 Brian Sanches, R Geoff Geary, R OBP: 0.500, SLG: 0.667	0-1 6 BB HR 1B	1-3 3B		4-1 F7 6 1B SF7 BB		1-3 K		2-2 F7		4	2	1	0	1	2	4												
6 Ryan Howard, L OBP: 0.386, SLG: 0.625	4-1 HR BB	3-2 F8		1-2 2B 1B		1-2 G3 1B		2-3 K		4	2	2	0	1	1	1												
David Dellucci, L OBP: 0.403, SLG: 0.643	0-1 1-H 2-H HR		4-2 2B BB	0-1 F7		2-1 G3		1-0 G6-4-3 HBP		3	2	1	3	1	0	3												
Aaron Rowand, R OBP: 0.314, SLG: 0.424	0-3 K		2-3 K	1-0 SF7		3-2 L4		0-2 G6-4-3		4	0	0	1	0	2	3												
Mike Lieberthal, R OBP: 0.299, SLG: 0.375	0-0 P3		1-1 2B	1-3 2B		1-1 F8				4	1	2	1	0	0	1												
Abraham Nunez, S OBP: 0.250, SLG: 0.239		1-0 P6	4-0 2B 11 SF7 IBB	0-3 K			0-0 4 FC4-6 1B			3	1	1	0	1	1	1												
Randy Wolf, L OBP: 0.400, SLG: 0.500 4 Danny Sandoval, S OBP: 0.288, SLG: 0.167		2-1 11 1B 8 3B 1B	0-1 2B		4-2 8 G5-3 11 1B BB		3-2 FC4-6 8 BB			2	1	2	2	1	0	0												
<b>Inning Stats</b>	R: 4 E: 0 K: 1 S: 15	H: 3 LOB: 1 BB: 1 P: 21	R: 2 E: 0 K: 1 S: 14	H: 3 LOB: 1 BB: 0 P: 27	R: 3 E: 0 K: 2 S: 16	H: 2 LOB: 1 BB: 2 P: 32	R: 2 E: 0 K: 1 S: 14	H: 2 LOB: 1 BB: 1 P: 21	R: 0 E: 0 K: 0 S: 10	H: 1 LOB: 1 BB: 0 P: 17	R: 0 E: 0 K: 0 S: 15	H: 1 LOB: 2 BB: 1 P: 27	R: 0 E: 0 K: 1 S: 8	H: 0 LOB: 0 BB: 0 P: 11	1B: 7 2B: 3 3B: 1 HR: 2	SF: 2 SAC: 0 DP: 2 HBP: 1		WP: 0 PB: 0 SB: 0 CS: 0	PA: 42									
<b>PITCHER</b>	IP	WLS	BF	H	R	ER	SO	BB	IBB	HBP	BLK	WP	HR	S	P	ERA	WHIP											
26 Orlando Hernandez, R ERA: 5.54	4.0	L	26	10	11	11	5	3	1	0	0	0	0	2	59	101	24.75	3.250										
25 Pedro Feliciano, L ERA: 2.05	2.0		8	2	0	0	1	1	0	0	0	0	0	23	37	0.00	1.500											
Roberto Hernandez, R ERA: 2.98	1.0		5	1	0	0	0	1	0	0	0	0	0	15	27	0.00	2.000											
Aaron Heilman, R ERA: 4.16	1.0		3	0	0	0	1	0	0	1	0	0	0	8	11	0.00	0.000											

AB	31
R	4
H	7
RBI	4
BB	3
SO	2
LOB	9

AB	33
R	11
H	13
RBI	11
BB	6
SO	7
LOB	18



Batter	1	2	3	4	5	6	7	8	9	AB	R	H	RBI	BB	SO	LOB	TOP										
7 José Reyes, S OBP: 0.351, SLG: 0.492	G6-3			P6		G1-3		G1-3		4	0	0	0	0	0	1											
16 Paul Lo Duca, R OBP: 0.354, SLG: 0.417	G4-3			15 G1-3 1B		F8			L8	4	0	1	0	0	0	0											
15 Carlos Beltrán, S OBP: 0.386, SLG: 0.612	K			G1-3		F9			F8	4	0	0	0	0	1	1											
21 Carlos Delgado, L OBP: 0.348, SLG: 0.493				K		G3-1			G5-3	4	0	1	0	0	1	1											
5 David Wright, R OBP: 0.381, SLG: 0.536				P3		G1-6-3				3	0	1	0	0	0	0											
22 Jose Valentin, S OBP: 0.334, SLG: 0.495				P5		FC1-6 1B				3	0	1	0	0	0	1											
Michael Tucker, L OBP: 0.300, SLG: 0.471				G3-1		FC1-6 1-2			G4-3	3	0	0	0	0	0	1											
10 Endy Chavez, L OBP: 0.343, SLG: 0.432				F7		F9				3	0	1	0	0	0	1											
Tom Glavine, L OBP: 0.280, SLG: 0.205				K		G4-3				2	0	0	0	0	1	0											
Ricky Ledee, L OBP: 0.239, SLG: 0.338										1	0	0	0	0	1	1											
Chad Bradford, R OBP: 0.334, SLG: 0.432										0	0	0	0	0	0	0											
<b>Inning Stats</b>	R: 0 E: 0 K: 1 S: 7	H: 0 LOB: 0 BB: 0 P: 12	R: 0 E: 0 K: 0 S: 7	H: 1 LOB: 0 BB: 0 P: 10	R: 0 E: 0 K: 1 S: 8	H: 0 LOB: 0 BB: 0 P: 10	R: 0 E: 0 K: 1 S: 11	H: 1 LOB: 1 BB: 0 P: 14	R: 0 E: 0 K: 0 S: 6	H: 0 LOB: 0 BB: 0 P: 8	R: 0 E: 0 K: 0 S: 8	H: 1 LOB: 1 BB: 0 P: 14	R: 0 E: 0 K: 1 S: 9	H: 1 LOB: 1 BB: 0 P: 14	R: 0 E: 0 K: 0 S: 7	H: 0 LOB: 0 BB: 0 P: 10	1B: 5 2B: 0 3B: 0 HR: 0	SF: 0 SAC: 0 DP: 0 HBP: 0	WP: 0 PB: 0 SB: 0 CS: 0	PA: 31							
<b>PITCHER</b>	IP	WLS	BF	H	R	ER	SO	BB	IBB	HBP	BLK	WP	HR	S	P	ERA	WHIP										
21 Jon Lieber, R ERA: 5.1	9.0	W	31	5	0	0	4	0	0	0	0	0	0	72	101	0.00	0.556										

**New York Mets @ Philadelphia Phillies**  
Citizens Bank Park, Philadelphia, PA  
Wed Aug 16 2006, 7:05 PM EDT  
Att. 42,156 - Clear - 85 F

livebaseballscorecards.com

**AB 31**  
**R 0**  
**H 5**  
**RBI 0**  
**BB 0**  
**SO 4**  
**LOB 7**



Batter	1	2	3	4	5	6	7	8	9	AB	R	H	RBI	BB	SO	LOB	BOTTOM										
11 Jimmy Rollins, S OBP: 0.340, SLG: 0.469	G5-3			F9		G6-3			P2	4	0	0	0	0	0	0											
8 Shane Victorino, S OBP: 0.332, SLG: 0.439	F7			G4-3		F9			G4-3	4	0	0	0	0	0	0											
26 Chase Utley, L OBP: 0.386, SLG: 0.535	F8			E5 1B		K			K	4	0	1	0	0	2	0											
6 Ryan Howard, L OBP: 0.387, SLG: 0.622				K 27 HR HBP					G3	2	1	0	0	1	1	1											
Pat Burrell, R OBP: 0.376, SLG: 0.509				F7		P4			G6-3	4	1	1	0	0	0	1											
29 Chris Roberson, S OBP: 0.192, SLG: 0.192						27 1B FC6-5 SF8 1B				0	0	0	0	0	0	0											
Aaron Rowand, R OBP: 0.311, SLG: 0.420				P6		G5-3			L8	4	0	0	0	0	3												
27 Chris Coste, R OBP: 0.400, SLG: 0.573										3	1	3	2	0	0	0											
Abraham Nunez, S OBP: 0.256, SLG: 0.243				HR		2B				1	0	1	1	1	0	0											
21 Jon Lieber, L OBP: 0.108, SLG: 0.057				1B		IBB			F7	3	0	0	0	0	5												
<b>Inning Stats</b>	R: 0 E: 0 K: 0 S: 10	H: 0 LOB: 0 BB: 0 P: 13	R: 2 E: 0 K: 0 S: 9	H: 2 LOB: 1 BB: 0 P: 19	R: 0 E: 1 K: 1 S: 11	H: 1 LOB: 1 BB: 0 P: 16	R: 0 E: 0 K: 0 S: 9	H: 1 LOB: 2 BB: 1 P: 21	R: 0 E: 0 K: 1 S: 8	H: 0 LOB: 0 BB: 0 P: 11	R: 1 E: 0 K: 0 S: 12	H: 2 LOB: 2 BB: 1 P: 21	R: 0 E: 0 K: 1 S: 10	H: 0 LOB: 0 BB: 0 P: 13	R: 0 E: 0 K: 0 S: 7	H: 0 LOB: 0 BB: 0 P: 10	1B: 4 2B: 1 3B: 0 HR: 1	SF: 1 SAC: 0 DP: 0 HBP: 1	WP: 0 PB: 0 SB: 0 CS: 0	PA: 33							
<b>PITCHER</b>	IP	WLS	BF	H	R	ER	SO	BB	IBB	HBP	BLK	WP	HR	S	P	ERA	WHIP										
Tom Glavine, L ERA: 3.92	7.0	L	30	6	3	3	3	1	1	1	0	0	0	69	114	3.86	1.000										
Chad Bradford, R ERA: 3.12	1.0		3	0	0	0	0	0	0	0	0	0	0	7	10	0.00	0.000										

**New York Mets @ Philadelphia Phillies**  
Citizens Bank Park, Philadelphia, PA  
Wed Aug 16 2006, 7:05 PM EDT  
Att. 42,156 - Clear - 85 F

livebaseballscorecards.com

**AB 29**  
**R 3**  
**H 6**  
**RBI 3**  
**BB 2**  
**SO 3**  
**LOB 10**





Batter	1	2	3	4	5	6	7	8	9	AB	R	H	RBI	BB	SO	LOB	TOP							
7 José Reyes, S OBP: 0.353, SLG: 0.492	1-2 FC4-6 1B	0-1 S 10 1B		4-2 B BB		0-1 P6			2-2 F7	4	0	2	1	1	0	0								
10 Endy Chavez, L OBP: 0.336, SLG: 0.423	1-1 FC4-6 15 1B 21 SF8	1-2 G1-3		2-1 G4-3			1-3 K		1-1 F7	5	1	0	0	0	1	4								
15 Carlos Beltrán, S OBP: 0.390, SLG: 0.624	3-2 1B		1-3 K		1-2 HR		3-1 21 3B 1B		3-1 2B	5	2	4	1	0	1	0								
21 Carlos Delgado, L OBP: 0.351, SLG: 0.515	3-2 SF8		0-2 HR		2-1 HR		3-2 3B		2-1 G4-3	4	2	3	4	0	0	1								
5 David Wright, R OBP: 0.378, SLG: 0.531	3-3 K		3-3 K		0-3 K		0-0 P3			4	0	0	0	0	3	2								
22 José Valentín, S OBP: 0.338, SLG: 0.497 Chris Woodward, R OBP: 0.297, SLG: 0.331		0-1 44 SH2-3 1B		1-0 F7		1-0 44 G4-3 1B		3-2 G2		3	1	2	0	0	0	0								
44 Lastings Milledge, R OBP: 0.292, SLG: 0.366		0-0 SH2-3		2-0 L6		2-2 G4-3		1-1 G5-3		3	0	0	0	0	0	1								
Mike DiFelice, R OBP: 0.286, SLG: 0.091		1-2 33 SH3-4 7 1B		4-0 BB		1-3 K		1-2 P3		3	1	1	1	1	1	0								
33 John Maine, R Chad Bradford, R 25 Pedro Feliciano, L Julio Franco, R Aron Heilman, R 13 Billy Wagner, L		0-0 SH3-4		0-1 SH3-4		0-3 K		2-3 K		1	0	0	0	0	0	1								
<b>Inning Stats</b>	R: 1 E: 0 K: 1 S: 18	H: 2 LOB: 1 BB: 0 P: 29	R: 2 E: 0 K: 0 S: 13	H: 3 LOB: 1 BB: 0 P: 14	R: 1 E: 0 K: 2 S: 10	H: 1 LOB: 0 BB: 0 P: 15	R: 0 E: 0 K: 0 S: 11	H: 0 LOB: 2 BB: 2 P: 23	R: 2 E: 0 K: 1 S: 13	H: 3 LOB: 0 BB: 0 P: 19	R: 0 E: 0 K: 2 S: 8	H: 0 LOB: 0 BB: 0 P: 9	R: 1 E: 0 K: 1 S: 14	H: 2 LOB: 1 BB: 0 P: 24	R: 0 E: 0 K: 1 S: 10	H: 0 LOB: 0 BB: 0 P: 14	R: 0 E: 0 K: 0 S: 9	H: 1 LOB: 1 BB: 0 P: 17	1B: 7 2B: 1 3B: 1 HR: 3	SF: 1 SAC: 3 DP: 1 HBP: 0	WP: 0 PB: 0 SB: 1 CS: 0	PA: 40		
<b>PITCHER</b>	IP WLS BF H R ER SO BB IBB HBP BLK WP HR S P ERA WHIP	IP WLS BF H R ER SO BB IBB HBP BLK WP HR S P ERA WHIP	IP WLS BF H R ER SO BB IBB HBP BLK WP HR S P ERA WHIP	IP WLS BF H R ER SO BB IBB HBP BLK WP HR S P ERA WHIP	IP WLS BF H R ER SO BB IBB HBP BLK WP HR S P ERA WHIP	IP WLS BF H R ER SO BB IBB HBP BLK WP HR S P ERA WHIP	IP WLS BF H R ER SO BB IBB HBP BLK WP HR S P ERA WHIP	IP WLS BF H R ER SO BB IBB HBP BLK WP HR S P ERA WHIP	IP WLS BF H R ER SO BB IBB HBP BLK WP HR S P ERA WHIP	IP WLS BF H R ER SO BB IBB HBP BLK WP HR S P ERA WHIP	IP WLS BF H R ER SO BB IBB HBP BLK WP HR S P ERA WHIP	IP WLS BF H R ER SO BB IBB HBP BLK WP HR S P ERA WHIP	IP WLS BF H R ER SO BB IBB HBP BLK WP HR S P ERA WHIP	IP WLS BF H R ER SO BB IBB HBP BLK WP HR S P ERA WHIP	IP WLS BF H R ER SO BB IBB HBP BLK WP HR S P ERA WHIP	IP WLS BF H R ER SO BB IBB HBP BLK WP HR S P ERA WHIP	IP WLS BF H R ER SO BB IBB HBP BLK WP HR S P ERA WHIP	IP WLS BF H R ER SO BB IBB HBP BLK WP HR S P ERA WHIP	IP WLS BF H R ER SO BB IBB HBP BLK WP HR S P ERA WHIP	IP WLS BF H R ER SO BB IBB HBP BLK WP HR S P ERA WHIP	IP WLS BF H R ER SO BB IBB HBP BLK WP HR S P ERA WHIP	IP WLS BF H R ER SO BB IBB HBP BLK WP HR S P ERA WHIP	IP WLS BF H R ER SO BB IBB HBP BLK WP HR S P ERA WHIP	IP WLS BF H R ER SO BB IBB HBP BLK WP HR S P ERA WHIP

New York Mets @ Philadelphia Phillies  
Citizens Bank Park, Philadelphia, PA  
Thu Aug 17 2006, 1:05 PM EDT  
Att: 45,775 - Sunny - 85 F

AB	34
R	7
H	12
RBI	7
BB	2
SO	8
LOB	9



Batter	1	2	3	4	5	6	7	8	9	AB	R	H	RBI	BB	SO	LOB	BOTTOM								
11 Jimmy Rollins, S OBP: 0.337, SLG: 0.464	3-2 G4-3		1-2 G5-3		2-1 F7		0-1 F5		1-1 F8	5	0	0	0	0	0	4									
8 Shane Victorino, S OBP: 0.333, SLG: 0.439	1-1 G6-3		0-3 K		2-1 6 F8 26 1B		0-1 1B		1-1 FC6-4	5	0	2	0	0	1	2									
26 Chase Utley, L OBP: 0.387, SLG: 0.537	3-3 K			1-1 6 HR 2B		2-2 1B		1-2 1B		4	1	2	0	0	2	3									
6 Ryan Howard, L OBP: 0.388, SLG: 0.628		3-1 F7		0-1 HR		2-1 F8		0-0 1B		4	1	2	2	0	0	2									
Pat Burrell, R OBP: 0.372, SLG: 0.503		1-3 K		0-1 G4-3		2-3 P5		2-3 K		4	0	0	0	0	2	3									
David Dellucci, L OBP: 0.400, SLG: 0.634		1-1 1B		2-2 G4-3		2-3 K		2-3 K		4	0	1	0	0	2	3									
Mike Lieberthal, R OBP: 0.298, SLG: 0.372		1-0 L6		1-0 G5-3			0-2 8 1B 1B		1-2 F7	4	0	1	0	0	0	2									
Abraham Nunez, S OBP: 0.261, SLG: 0.249			3-2 11 G5-3 47 SH1-4 1B		1-2 G4-3		1-2 8 1B 1B		1-2 G5-3	4	0	2	0	0	0	0									
47 Scott Mathieson, R Rick White, R 4 Danny Sandoval, S Aron Fultz, L Aron Rowand, R 52 Fabio Castro, L 27 Chris Coste, R			0-0 SH1-4		2-1 P5		0-3 K		3-1 8 FC6-4 1B	0	0	0	0	0	0	0									
<b>Inning Stats</b>	R: 0 E: 0 K: 1 S: 10	H: 0 LOB: 0 BB: 0 P: 17	R: 0 E: 0 K: 1 S: 8	H: 1 LOB: 1 BB: 0 P: 14	R: 0 E: 0 K: 1 S: 12	H: 1 LOB: 1 BB: 0 P: 16	R: 2 E: 0 K: 0 S: 10	H: 2 LOB: 0 BB: 0 P: 14	R: 0 E: 0 K: 1 S: 7	H: 0 LOB: 0 BB: 0 P: 12	R: 0 E: 0 K: 1 S: 12	H: 2 LOB: 2 BB: 0 P: 20	R: 0 E: 0 K: 2 S: 17	H: 3 LOB: 3 BB: 0 P: 19	R: 0 E: 0 K: 2 S: 11	H: 1 LOB: 1 BB: 0 P: 16	R: 0 E: 0 K: 0 S: 10	H: 1 LOB: 1 BB: 0 P: 16	1B: 9 2B: 1 3B: 0 HR: 1	SF: 0 SAC: 1 DP: 0 HBP: 0	WP: 0 PB: 0 SB: 0 CS: 0	PA: 38			
<b>PITCHER</b>	IP WLS BF H R ER SO BB IBB HBP BLK WP HR S P ERA WHIP	IP WLS BF H R ER SO BB IBB HBP BLK WP HR S P ERA WHIP	IP WLS BF H R ER SO BB IBB HBP BLK WP HR S P ERA WHIP	IP WLS BF H R ER SO BB IBB HBP BLK WP HR S P ERA WHIP	IP WLS BF H R ER SO BB IBB HBP BLK WP HR S P ERA WHIP	IP WLS BF H R ER SO BB IBB HBP BLK WP HR S P ERA WHIP	IP WLS BF H R ER SO BB IBB HBP BLK WP HR S P ERA WHIP	IP WLS BF H R ER SO BB IBB HBP BLK WP HR S P ERA WHIP	IP WLS BF H R ER SO BB IBB HBP BLK WP HR S P ERA WHIP	IP WLS BF H R ER SO BB IBB HBP BLK WP HR S P ERA WHIP	IP WLS BF H R ER SO BB IBB HBP BLK WP HR S P ERA WHIP	IP WLS BF H R ER SO BB IBB HBP BLK WP HR S P ERA WHIP	IP WLS BF H R ER SO BB IBB HBP BLK WP HR S P ERA WHIP	IP WLS BF H R ER SO BB IBB HBP BLK WP HR S P ERA WHIP	IP WLS BF H R ER SO BB IBB HBP BLK WP HR S P ERA WHIP	IP WLS BF H R ER SO BB IBB HBP BLK WP HR S P ERA WHIP	IP WLS BF H R ER SO BB IBB HBP BLK WP HR S P ERA WHIP	IP WLS BF H R ER SO BB IBB HBP BLK WP HR S P ERA WHIP	IP WLS BF H R ER SO BB IBB HBP BLK WP HR S P ERA WHIP	IP WLS BF H R ER SO BB IBB HBP BLK WP HR S P ERA WHIP	IP WLS BF H R ER SO BB IBB HBP BLK WP HR S P ERA WHIP	IP WLS BF H R ER SO BB IBB HBP BLK WP HR S P ERA WHIP	IP WLS BF H R ER SO BB IBB HBP BLK WP HR S P ERA WHIP	IP WLS BF H R ER SO BB IBB HBP BLK WP HR S P ERA WHIP	IP WLS BF H R ER SO BB IBB HBP BLK WP HR S P ERA WHIP

New York Mets @ Philadelphia Phillies  
Citizens Bank Park, Philadelphia, PA  
Thu Aug 17 2006, 1:05 PM EDT  
Att: 45,775 - Sunny - 85 F

AB	37
R	2
H	11
RBI	2
BB	0
SO	8
LOB	21

















Batter	1	2	3	4	5	6	7	8	9	AB	R	H	RBI	BB	SO	LOB	TOP					
11 Jimmy Rollins, S OBP: 0.342, SLG: 0.472										5	1	3	2	0	0	0	Philadelphia Phillies @ Chicago Cubs Wrigley Field, Chicago, IL Mon Aug 21 2006, 7:05 PM CDT Att: 38,950 - Clear - 76 F					
8 Shane Victorino, S OBP: 0.328, SLG: 0.430										5	0	1	0	0	0	2						
26 Chase Utley, L OBP: 0.385, SLG: 0.533										4	1	2	1	1	0	2						
6 Ryan Howard, L OBP: 0.383, SLG: 0.617										5	0	0	0	0	4	5						
Pat Burrell, R OBP: 0.380, SLG: 0.510										3	1	1	0	1	0	0						
29 Chris Roberson, S OBP: 0.179, SLG: 0.179										3	1	1	0	1	0	1						
Aaron Rowand, R OBP: 0.321, SLG: 0.425										0	0	0	0	0	0	0						
David Dellucci, L OBP: 0.398, SLG: 0.621										4	0	0	0	0	1	5						
27 Chris Coste, R OBP: 0.400, SLG: 0.554										3	1	1	2	1	0	0						
Abraham Nunez, S OBP: 0.267, SLG: 0.268										3	0	0	0	0	3	3						
21 Jon Lieber, L OBP: 0.100, SLG: 0.053										0	0	0	0	0	0	0						
4 Danny Sandoval, S OBP: 0.231, SLG: 0.136										1	0	0	0	0	0	2						
Geoff Geary, R OBP: 0.500, SLG: 0.667										0	0	0	0	0	0	0						
Arthur Rhodes, L OBP: 0.500, SLG: 0.667										0	0	0	0	0	0	0						
<b>Inning Stats</b>	R: 0 E: 0 K: 1 S: 10	H: 1 LOB: 1 BB: 0 P: 15	R: 0 E: 0 K: 2 S: 15	H: 0 LOB: 2 BB: 2 P: 29	R: 0 E: 0 K: 1 S: 13	H: 1 LOB: 1 BB: 0 P: 20	R: 4 E: 1 K: 1 S: 16	H: 2 LOB: 0 BB: 1 P: 25	R: 1 E: 0 K: 0 S: 7	H: 1 LOB: 0 BB: 0 P: 12	R: 0 E: 0 K: 1 S: 6	H: 0 LOB: 0 BB: 0 P: 11	R: 0 E: 0 K: 1 S: 8	H: 1 LOB: 1 BB: 0 P: 9	R: 1 E: 0 K: 0 S: 11	H: 2 LOB: 2 BB: 0 P: 14	R: 0 E: 0 K: 2 S: 11	H: 1 LOB: 2 BB: 1 P: 22	1B: 4 2B: 3 3B: 0 HR: 2	SF: 0 SAC: 0 DP: 0 HBP: 0	WP: 0 PB: 0 SB: 3 CS: 0	PA: 41
<b>PITCHER</b>	IP WLS BF H R ER SO BB IBB HBP BLK WP HR S P ERA WHIP																					
53 Rich Hill, L ERA: 6.44	6.0 L 27 5 5 2 6 2 1 0 0 0 0 2 67 112 3.00 1.167																					
43 Michael Wuerz, R ERA: 3.54	1.0 4 1 0 0 1 0 0 0 0 0 0 8 9 0.00 1.000																					
44 Roberto Novoa, R ERA: 4.7	1.0 5 2 1 1 0 0 0 0 0 0 0 11 14 9.00 2.000																					
13 Will Ohman, L ERA: 4.78	1.0 5 1 0 0 2 1 0 0 0 0 0 11 22 0.00 2.000																					

AB	37
R	6
H	9
RBI	5
BB	4
SO	9
LOB	22



Batter	1	2	3	4	5	6	7	8	9	AB	R	H	RBI	BB	SO	LOB	BOTTOM					
Juan Pierre, L OBP: 0.331, SLG: 0.389										5	1	1	0	0	0	2	Philadelphia Phillies @ Chicago Cubs Wrigley Field, Chicago, IL Mon Aug 21 2006, 7:05 PM CDT Att: 38,950 - Clear - 76 F					
Cesar Izturis, S OBP: 0.299, SLG: 0.324										2	0	0	0	0	1	0						
2 Ryan Theriot, R OBP: 0.371, SLG: 0.452										2	0	0	0	0	1	2						
44 Roberto Novoa, R OBP: 0.200, SLG: 0.400										0	0	0	0	0	0	0						
13 Will Ohman, L OBP: 1.000, SLG: 1.000										1	1	1	0	0	0	0						
19 Matt Murton, R OBP: 0.360, SLG: 0.429										5	1	4	1	0	0	1						
16 Aramis Ramirez, R OBP: 0.348, SLG: 0.557										5	1	4	3	0	1	1						
Jacque Jones, L OBP: 0.318, SLG: 0.492										5	1	4	3	0	1	1						
29 Angel Pagán, S OBP: 0.311, SLG: 0.441										4	0	0	0	0	1	4						
Phil Nevin, R OBP: 0.317, SLG: 0.441										1	0	1	0	0	0	0						
John Mabry, L OBP: 0.315, SLG: 0.366										4	0	2	0	0	1	0						
Michael Barrett, R OBP: 0.390, SLG: 0.546										1	0	0	0	0	0	1						
24 Henry Blanco, R OBP: 0.291, SLG: 0.434										4	0	1	0	0	1	2						
5 Ronny Cedeno, R OBP: 0.273, SLG: 0.335										4	0	0	0	0	0	3						
53 Rich Hill, L OBP: 0.200, SLG: 0.214										2	0	1	0	0	0	1						
43 Michael Wuerz, R ERA: 4.04										0	0	0	0	0	0	0						
Freddie Bynum, L OBP: 0.295, SLG: 0.427										2	1	1	0	0	1	1						
<b>Inning Stats</b>	R: 0 E: 0 K: 2 S: 15	H: 2 LOB: 2 BB: 0 P: 18	R: 0 E: 0 K: 0 S: 10	H: 2 LOB: 0 BB: 0 P: 16	R: 0 E: 0 K: 1 S: 10	H: 1 LOB: 1 BB: 0 P: 14	R: 0 E: 0 K: 1 S: 10	H: 1 LOB: 0 BB: 0 P: 15	R: 0 E: 0 K: 1 S: 12	H: 2 LOB: 2 BB: 0 P: 20	R: 0 E: 0 K: 1 S: 7	H: 0 LOB: 0 BB: 0 P: 11	R: 3 E: 0 K: 0 S: 19	H: 4 LOB: 1 BB: 0 P: 25	R: 0 E: 0 K: 1 S: 13	H: 1 LOB: 1 BB: 0 P: 16	R: 2 E: 0 K: 0 S: 20	H: 3 LOB: 1 BB: 0 P: 31	1B: 12 2B: 2 3B: 1 HR: 1	SF: 0 SAC: 0 DP: 0 HBP: 0	WP: 3 PB: 0 SB: 0 CS: 0	PA: 42
<b>PITCHER</b>	IP WLS BF H R ER SO BB IBB HBP BLK WP HR S P ERA WHIP																					
21 Jon Lieber, R ERA: 5.04	6.2 W 30 11 3 3 3 0 0 0 0 0 0 6 77 4.05 1.650																					
Aaron Fultz, L ERA: 4.04	0.1 H 2 1 0 0 0 0 0 0 0 0 0 6 7 0.00 3.000																					
Geoff Geary, R ERA: 3.33	1.0 H 4 1 0 0 1 0 0 0 0 0 0 13 16 0.00 1.000																					
Arthur Rhodes, L ERA: 5.22	1.0 S 6 3 2 2 0 0 0 0 0 0 1 20 31 18.00 3.000																					

AB	42
R	5
H	16
RBI	4
BB	0
SO	7
LOB	18





Batter	1	2	3	4	5	6	7	8	9	AB	R	H	RBI	BB	SO	LOB	TOP								
8 Shane Victorino, S OBP: 0.333, SLG: 0.431	4-2 6 HBP 4 1B G5-3 BB		1-2 4 CS 1B		0-2 L6	0-0 4 BB 1B		0-0 P4		4	1	2	1	1	0	0	<b>Philadelphia Phillies @ Chicago Cubs</b> Wrigley Field, Chicago, IL Tue Aug 22 2006, 7:05 PM CDT Att: 38,770 - Clear - 80 F								
4 Danny Sandoval, S OBP: 0.290, SLG: 0.192	2-0 6 HBP G5-3 1B		2-1 11 3B 1B		0-2 G6-3	4-1 1-2 2-3 BB		1-0 G3-1		4	1	2	0	1	0	0									
11 Jimmy Rollins, S OBP: 0.341, SLG: 0.473	1-1 F9		1-0 6 G3 3B		3-1 G6-3	3-1 P2		3-2 G4-3		5	1	1	1	0	0	5									
6 Ryan Howard, L OBP: 0.383, SLG: 0.614	1-2 G5-3 HBP		1-2 G3		1-2 G3	1-3 K		2-2 G3		4	1	1	1	0	1	0									
Pat Burrell, R OBP: 0.378, SLG: 0.509 Aaron Fultz, L (7, 1)	2-1 G5-3		1-3 K		3-2 E4 2B	2-3 K		4-1 1 2 0 2 2 0		4	1	1	2	0	2	2									
Rick White, R (7, 1)	G5-3		K		0-2 L5	2-2 E6				4	0	0	0	0	0	3									
63 Ryan Madson, L OBP: 0.206, SLG: 0.212	1-2 2-3 3-H P5		2-2 F9		0-2 L5	2-2 E6				4	0	0	0	0	0	3									
Mike Lieberthal, R OBP: 0.306, SLG: 0.417	1-1 P5		2-0 F7		0-2 F7	2-3 K				4	1	1	1	0	1	1									
David Dellucci, L OBP: 0.395, SLG: 0.619 (7, 7)			1-2 F7		0-2 F7	2-3 K				4	1	1	1	0	1	1									
Abraham Nunez, S OBP: 0.271, SLG: 0.273	1-1 L8		0-2 1B		2-1 4 BB 8 1B 1B			3-2 G6-3		4	0	2	0	0	0	0									
Jamie Moyer, L OBP: 0.167, SLG: 0.167 29 Chris Roberson, S OBP: 0.172, SLG: 0.172	1-2 G1-3		0-3 K		2-3 K	3-3 K		3-2 F7		3	0	0	0	0	2	3									
Inning Stats	R: 1 E: 0 K: 0 S: 12	H: 1 LOB: 2 BB: 1 P: 23	R: 0 E: 0 K: 0 S: 8	H: 0 LOB: 0 BB: 0 P: 11	R: 2 E: 0 K: 1 S: 13	H: 3 LOB: 0 BB: 0 P: 19	R: 0 E: 0 K: 1 S: 11	H: 1 LOB: 1 BB: 0 P: 15	R: 0 E: 0 K: 0 S: 9	H: 0 LOB: 0 BB: 0 P: 12	R: 3 E: 1 K: 1 S: 23	H: 5 LOB: 3 BB: 1 P: 39	R: 0 E: 1 K: 3 S: 14	H: 0 LOB: 1 BB: 0 P: 21	R: 0 E: 0 K: 0 S: 11	H: 0 LOB: 0 BB: 0 P: 17	R: 0 E: 0 K: 0 S: 8	H: 0 LOB: 0 BB: 0 P: 14	1B: 7 2B: 2 3B: 1 HR: 0	SF: 0 SAC: 0 DP: 0 HBP: 1	WP: 0 PB: 0 SB: 0 CS: 1	PA: 40			
PITCHER	IP	WLS	BF	H	R	ER	SO	BB	IBB	HBP	BLK	WP	HR	S	P	ERA	WHIP								
Ryan O'Malley, L ERA: 2.13	4.2	L	20	5	3	3	2	1	0	1	0	0	0	51	75	5.79	1.286								
Glendon Rusch, L ERA: 7.5	0.2		5	3	3	3	0	0	0	0	0	0	0	16	23	40.50	4.500								
David Aardsma, R ERA: 5.81	0.2		5	2	0	0	1	1	0	0	0	0	0	9	21	0.00	4.500								
43 Michael Wuertz, R ERA: 3.38	1.0		4	0	0	0	3	0	0	0	0	0	0	14	21	0.00	0.000								
Bob Howry, R ERA: 3.1	1.0		3	0	0	0	0	0	0	0	0	0	0	11	17	0.00	0.000								
46 Ryan Dempster, R ERA: 3.77	1.0		3	0	0	0	0	0	0	0	0	0	0	8	14	0.00	0.000								

Batter	1	2	3	4	5	6	7	8	9	AB	R	H	RBI	BB	SO	LOB	BOTTOM								
Juan Pierre, L OBP: 0.330, SLG: 0.388	0-2 16 CS E1		1-1 G1-3		2-1 2-H 3-H 1B		0-1 G3		0-2 G3-1	5	0	1	2	0	0	2	<b>Philadelphia Phillies @ Chicago Cubs</b> Wrigley Field, Chicago, IL Tue Aug 22 2006, 7:05 PM CDT Att: 38,770 - Clear - 80 F								
2 Ryan Theriot, R OBP: 0.359, SLG: 0.457	0-0 L4		G4-3		1-2 F9		3-2 16 CS 2B			4	0	1	0	0	0	2									
16 Aramis Ramirez, R OBP: 0.347, SLG: 0.553	3-2 P3		4-1 S BB		2-3 K		0-1 CS		0-1 G1-3	3	0	0	0	1	1	1									
Phil Nevin, R OBP: 0.316, SLG: 0.439			1-1 G6-3		3-3 K		3-1 19 FC6-4 24 1B 1B		1-0 G5-3	4	1	1	0	0	1	1									
Jacque Jones, L OBP: 0.318, SLG: 0.491			2-2 CI 19 G1-3		1-3 K		0-2 19 FC6-4 1B		2-2 G1-3	3	0	1	0	0	1	1									
19 Matt Murton, R OBP: 0.356, SLG: 0.423			1-0 G1-3		1-0 G5-3		2-1 FC6-4 1B		0-0 L6	4	0	0	0	0	0	3									
24 Henry Blanco, R OBP: 0.303, SLG: 0.451			0-0 F9		2-1 SH5-4 1B		3-2 1-2 2-3 1B		1-2 WP 2B	4	1	3	1	0	0	1									
5 Ronny Cedeno, R OBP: 0.273, SLG: 0.335 Freddie Bynum, L OBP: 0.291, SLG: 0.421			0-0 L5		1-1 SH5-4 1B		1-2 F8		1-0 F8	3	1	1	0	0	0	2									
Ryan O'Malley, R Glendon Rusch, L David Aardsma, R 43 Michael Wuertz, R 27 Buck Coats, L Bob Howry, L 46 Ryan Dempster, R John Mabry, L			2-3 K		0-1 SH5-4 1B		0-3 K		4-2 BB	1	0	0	0	0	1	0									
Inning Stats	R: 0 E: 1 K: 0 S: 7	H: 0 LOB: 0 BB: 0 P: 10	R: 0 E: 1 K: 0 S: 7	H: 0 LOB: 1 BB: 0 P: 11	R: 0 E: 0 K: 1 S: 6	H: 0 LOB: 0 BB: 0 P: 9	R: 0 E: 0 K: 2 S: 8	H: 0 LOB: 1 BB: 1 P: 16	R: 2 E: 0 K: 0 S: 12	H: 3 LOB: 1 BB: 0 P: 19	R: 1 E: 0 K: 1 S: 18	H: 3 LOB: 2 BB: 0 P: 29	R: 0 E: 0 K: 1 S: 9	H: 1 LOB: 0 BB: 0 P: 12	R: 0 E: 0 K: 0 S: 6	H: 0 LOB: 0 BB: 0 P: 9		R: 0 E: 0 K: 0 S: 10	H: 1 LOB: 2 BB: 1 P: 16	1B: 6 2B: 2 3B: 0 HR: 0	SF: 0 SAC: 1 DP: 0 HBP: 0	WP: 1 PB: 0 SB: 2 CS: 2	PA: 38		
PITCHER	IP	WLS	BF	H	R	ER	SO	BB	IBB	HBP	BLK	WP	HR	S	P	ERA	WHIP								
Jamie Moyer, L ERA: 4.39	6.0		26	6	3	3	4	1	0	0	0	0	0	8	11	0.00	1.500								
Aaron Fultz, L ERA: 4.0	0.2	H	3	1	0	0	1	0	0	0	0	0	0	7	10	0.00	0.000								
Rick White, R ERA: 4.78	1.1	H	3	0	0	0	0	0	0	0	0	0	0	7	10	0.00	0.000								
63 Ryan Madson, R ERA: 5.65	1.0	S	5	1	0	0	0	1	0	0	0	1	0	10	16	0.00	2.000								



Batter	1	2	3	4	5	6	7	8	9	AB R H RBI BB SO LOB	TOP											
11 Jimmy Rollins, S OBP: 0.343, SLG: 0.474	4-2 BB BB		2-3 K		4-1 BB WP BB		1-2 F7		0-0 2B	3 0 1 1 2 1 0	<b>Philadelphia Phillies @ Chicago Cubs</b> <b>Wrigley Field, Chicago, IL</b> Wed Aug 23 2006, 7:05 PM CDT Att: 39,470 - Cloudy - 79 F											
8 Shane Victorino, S OBP: 0.336, SLG: 0.433	0-1 BB 1B		1-3 K		1-1 BB 1B			0-1 G4-3		4 0 2 0 0 1 0												
26 Chase Utley, L OBP: 0.384, SLG: 0.530	2-0 P6		2-3 K		3-3 K			1-0 HBP		3 0 0 0 0 2 4												
6 Ryan Howard, L OBP: 0.382, SLG: 0.617	2-0 F7			2-1 L8		3-1 HR		1-3 K		4 1 1 1 0 1 3												
Pat Burrell, R OBP: 0.377, SLG: 0.505	4-2 BB		2-2 F8		1-3 K			2-2 F8		3 0 0 0 1 1 1												
29 Chris Roberson, S OBP: 0.172, SLG: 0.172	1-2 BB		0-0 BB		0-0 G4-3			2-2 F7		0 0 0 0 0 0 0												
David Dellucci, L OBP: 0.393, SLG: 0.611	0-3 K		0-0 BB 1B		0-0 G4-3			2-2 F7		4 0 1 0 0 1 3												
Mike Lieberthal, R OBP: 0.299, SLG: 0.407		1-0 F9		0-1 P4		1-0 F9		1-1 G5-3		4 0 0 0 0 0 1												
Abraham Nunez, S OBP: 0.270, SLG: 0.269		3-2 G4-3			0-0 G3		0-1 G6-3	4-2 1B 2B BB		3 1 0 0 1 0 0												
39 Brett Myers, R OBP: 0.080, SLG: 0.042		1-3 K		1-3 K		3-2 G4-3		0-1 1B 2B 1B		3 0 0 0 0 2 0												
Joe Thurston, L OBP: 1.000, SLG: 1.000								1-2 1B		1 0 1 0 0 0 0												
Arthur Rhodes, L										0 0 0 0 0 0 0												
Geoff Geary, R OBP: 0.500, SLG: 0.667										0 0 0 0 0 0 0												
<b>Inning Stats</b>	R: 0 E: 0 K: 1 S: 12	H: 1 LOB: 3 BB: 2 P: 24	R: 0 E: 0 K: 1 S: 8	H: 0 LOB: 0 BB: 0 P: 13	R: 0 E: 0 K: 3 S: 10	H: 0 LOB: 0 BB: 0 P: 15	R: 0 E: 0 K: 0 S: 8	H: 1 LOB: 1 BB: 0 P: 12	R: 0 E: 0 K: 2 S: 10	H: 1 LOB: 2 BB: 1 P: 19	R: 0 E: 0 K: 1 S: 7	H: 0 LOB: 0 BB: 0 P: 12	R: 0 E: 0 K: 0 S: 11	H: 0 LOB: 0 BB: 0 P: 15	R: 0 E: 0 K: 1 S: 8	H: 0 LOB: 1 BB: 0 P: 12	R: 1 E: 0 K: 0 S: 11	H: 2 LOB: 2 BB: 1 P: 18	1B: 4 2B: 1 3B: 0 HR: 1	SF: 0 SAC: 0 DP: 0 HBP: 1	WP: 1 PB: 0 SB: 0 CS: 0	PA: 37
<b>PITCHER</b>	IP WLS BF H R ER SO BB IBB HBP BLK WP HR S P ERA WHIP																					
37 Angel Guzman, R ERA: 5.84	(1, 1) 6.0 25 4 1 1 8 3 0 0 0 1 1 55 95 1.50 1.167																					
David Aardsma, R ERA: 5.57	(7, 1) 1.1 4 0 0 0 0 0 0 0 0 0 0 13 17 0.00 0.000																					
13 Will Ohman, L ERA: 4.73	(8, 1) 0.2 3 0 0 0 1 0 0 0 1 0 0 6 10 0.00 0.000																					
Bob Howry, R ERA: 3.19	(9, 1) 1.0 L 5 2 1 1 0 1 0 0 0 0 0 0 11 18 9.00 3.000																					

Batter	1	2	3	4	5	6	7	8	9	AB R H RBI BB SO LOB	BOTTOM											
Juan Pierre, L OBP: 0.329, SLG: 0.385	4-0 CS BB			3-2 P6		0-2 P5			3-2 L7	3 0 0 0 1 0 0	<b>Philadelphia Phillies @ Chicago Cubs</b> <b>Wrigley Field, Chicago, IL</b> Wed Aug 23 2006, 7:05 PM CDT Att: 39,470 - Cloudy - 79 F											
Freddie Bynum, L OBP: 0.293, SLG: 0.418	3-2 G4-3			2-3 K			2-2 CS 1B	2-2 P5	3 0 1 0 0 1 1	1 0 0 0 0 0 0												
Phil Nevin, R OBP: 0.315, SLG: 0.437	1-2 BB			1-2 K 2B			0-3 K	2-2 G6-3	4 0 1 0 0 2 1													
16 Aramis Ramirez, R OBP: 0.346, SLG: 0.553				1-3 K			1-2 CS 2B		3 0 1 0 0 1 1													
Jacque Jones, L OBP: 0.318, SLG: 0.492		3-1 G4-3					1-2 CS 2B		3 0 0 0 0 0 1													
Michael Barrett, R OBP: 0.387, SLG: 0.541		1-0 F8			0-0 G6-3		1-0 F9		3 0 0 0 0 0 1													
John Mabry, L OBP: 0.314, SLG: 0.360		3-2 G3-1			2-1 F8			0-0 L8	3 0 0 0 0 0 0													
19 Matt Murton, R OBP: 0.356, SLG: 0.432			2-3 K		3-2 F8			2-0 HR	3 1 1 1 0 1 0													
5 Ronny Cedeno, R OBP: 0.271, SLG: 0.333			1-3 K			1-1 G5-3		0-3 K	3 0 0 0 0 2 0													
37 Angel Guzman, R ERA: 5.84			0-3 K			2-3 K		2-1 G3	1 0 0 0 0 1 0													
27 Buck Scott, L									1 0 0 0 0 1 0													
David Aardsma, R ERA: 5.57									0 0 0 0 0 0 0													
13 Will Ohman, L ERA: 4.73									0 0 0 0 0 0 0													
29 Angel Pagan, S ERA: 3.63									1 0 0 0 0 0 0													
Bob Howry, L ERA: 3.19									0 0 0 0 0 0 0													
<b>Inning Stats</b>	R: 0 E: 0 K: 1 S: 7	H: 0 LOB: 0 BB: 1 P: 14	R: 0 E: 0 K: 0 S: 6	H: 0 LOB: 0 BB: 0 P: 13	R: 0 E: 0 K: 3 S: 9	H: 0 LOB: 0 BB: 0 P: 12	R: 0 E: 0 K: 2 S: 15	H: 1 LOB: 1 BB: 0 P: 22	R: 0 E: 0 K: 0 S: 6	H: 0 LOB: 0 BB: 0 P: 11	R: 0 E: 0 K: 1 S: 8	H: 0 LOB: 0 BB: 0 P: 11	R: 0 E: 0 K: 1 S: 11	H: 2 LOB: 1 BB: 0 P: 15	R: 1 E: 0 K: 1 S: 7	H: 1 LOB: 0 BB: 0 P: 11	R: 0 E: 0 K: 0 S: 10	H: 0 LOB: 0 BB: 0 P: 17	1B: 1 2B: 2 3B: 0 HR: 1	SF: 0 SAC: 0 DP: 0 HBP: 0	WP: 0 PB: 0 SB: 0 CS: 2	PA: 30
<b>PITCHER</b>	IP WLS BF H R ER SO BB IBB HBP BLK WP HR S P ERA WHIP																					
39 Brett Myers, R ERA: 4.23	(1, 1) 8.0 W 27 4 1 1 9 1 0 0 0 0 0 69 109 1.12 0.625																					
Arthur Rhodes, L ERA: 5.18	(9, 1) 0.1 H 1 0 0 0 0 0 0 0 0 0 0 3 6 0.00 0.000																					
Geoff Geary, R ERA: 3.3	(9, 1) 0.2 S 2 0 0 0 0 0 0 0 0 0 0 7 11 0.00 0.000																					





Batter	1	2	3	4	5	6	7	8	9	AB	R	H	RBI	BB	SO	LOB	TOP			
11 Jimmy Rollins, S (1, 6) 52 Fabio Castro, L (5, 1) Rick White, R (8, 1) Mike Lieberthal, R (9, PH) OBP: 0.297, SLG: 0.405	1-1 P3		0-1 G6-3		2-3 K		3-2 G4-3		0-0 F8	3	0	0	0	0	1	0	<b>Philadelphia Phillies @ Chicago Cubs</b> Wrigley Field, Chicago, IL Thu Aug 24 2006, 1:20 PM CDT Att: 39,464 - Cloudy - 83 F			
8 Shane Victorino, S (1, 8) OBP: 0.338, SLG: 0.429	4-2 FC5-4 BB		3-3 K		2-1 F7			1-2 FC4-6 HBP		2	0	0	0	1	1					
26 Chase Utley, L (1, 4) 29 Chris Roberson, S (6, 7) OBP: 0.167, SLG: 0.167	1-1 FC5-4 6 WP 1B		2-2		1-0 P5			0-2 FC4-6 6 WP		3	1	1	0	0	0					
6 Ryan Howard, L (1, 3) OBP: 0.381, SLG: 0.614	3-2 1B		0-0 F8		3-3 K			1-3 K		4	0	1	1	0	2					
David Dellucci, L (1, 9) 4 Danny Sandoval, S (8, PH) OBP: 0.281, SLG: 0.185	0-0 1B				2-2 E1			0-1 G3-1		3	0	1	0	0	0					
27 Chris Coste, R (1, 2) OBP: 0.395, SLG: 0.543	2-2 G5-3				0-0 F7					4	0	1	0	0	0					
Joe Thurston, L (1, 7) OBP: 0.800, SLG: 0.800		2-1 B1-3			0-1 FC3-6			0-1 G3 1B		4	1	2	0	0	0					
Abraham Nunez, S (1, 5) OBP: 0.266, SLG: 0.264		1-3 K			0-3 K			0-2 FC3-6 2B		4	0	0	0	0	2					
35 Cole Hamels, L (1, 1) 48 Brian Sanches, R (3, 1) José Hernández, R (5, PH) OBP: 0.336, SLG: 0.366		2-3 K						2-2 FC3-6 2B		1	0	0	0	0	1					
					1-3 K			0-1 G4-3 1B		0	0	0	0	0	0					
<b>Inning Stats</b>	R: 1 E: 0 K: 0 S: 14	H: 2 LOB: 2 BB: 1 P: 25	R: 0 E: 0 K: 2 S: 9	H: 0 LOB: 0 BB: 0 P: 14	R: 0 E: 0 K: 1 S: 9	H: 1 LOB: 1 BB: 0 P: 14	R: 0 E: 0 K: 1 S: 10	H: 1 LOB: 1 BB: 0 P: 11	R: 0 E: 0 K: 2 S: 8	H: 0 LOB: 0 BB: 0 P: 13	R: 0 E: 1 K: 0 S: 9	H: 2 LOB: 0 BB: 0 P: 12	R: 0 E: 0 K: 1 S: 10	H: 0 LOB: 1 BB: 0 P: 12	R: 0 E: 0 K: 0 S: 13	H: 2 LOB: 2 BB: 0 P: 16	1B: 5 2B: 3 3B: 0 HR: 0	SF: 0 SAC: 0 DP: 1 HBP: 1	WP: 2 PB: 0 SB: 0 CS: 0	PA: 37
<b>PITCHER</b>	IP WLS BF H R ER SO BB IBB HBP BLK WP HR S P ERA WHIP																			
38 Carlos Zambrano, R (1, 1) ERA: 3.31	7.0 W 28 6 2 2 7 1 0 0 0 0 1 0 67 103 2.57 1.000																			
Jae Kuk Ryu, R (8, 1) ERA: 14.54	2.0 9 2 0 0 1 0 0 1 0 1 0 23 28 0.00 1.000																			

Batter	1	2	3	4	5	6	7	8	9	AB	R	H	RBI	BB	SO	LOB	BOTTOM			
Juan Pierre, L (1, 8) 27 Buck Coats, L (9, 8)	1-2 E6 16 3B 2B		3-2 G4-3		1-1 F7			0-0 F7		5	1	1	0	0	0	0	<b>Philadelphia Phillies @ Chicago Cubs</b> Wrigley Field, Chicago, IL Thu Aug 24 2006, 1:20 PM CDT Att: 39,464 - Cloudy - 83 F			
2 Ryan Theriot, R (1, 4) OBP: 0.364, SLG: 0.450	1-2 16 3B 1B				1-0 K			0-1 G4-3		5	1	2	0	0	1					
16 Aramis Ramirez, R (1, 5) John Mabry, L (9, 5) OBP: 0.314, SLG: 0.360	0-0 FC5-2 1H 2H 3B		0-1 19 WP 19 1B 1B		1-1 HR			1-2 F7		5	2	3	3	0	0					
Phil Nevin, R (1, 3) OBP: 0.320, SLG: 0.450	3-1 P2		0-0 19 WP 19 1B 1B		2-2 HR			0-0 FC6-4 1B		4	2	3	1	0	0					
19 Matt Murton, R (1, 7) OBP: 0.355, SLG: 0.429	0-0 FC5-2 WP HR		1-2 29 HR 1B		1-3 K			0-0 F9		4	2	1	2	0	1					
Michael Barrett, R (1, 2) OBP: 0.388, SLG: 0.548	3-1 1H HR		0-2 E9 29 HR 1B		4-2 29 1B BB			0-2 FC6-4		3	2	1	2	1	0					
29 Ángel Pagán, S (1, 9) Jae Kuk Ryu, R (8, 1)	1-0 F7		1-0 1H 2H HR		1-1 1B					4	1	2	3	0	0					
5 Ronny Cedeno, R (1, 6) OBP: 0.269, SLG: 0.329		1-1 G4-3		2-2 F9				0-1 G4-3		4	0	0	0	0	1					
38 Carlos Zambrano, S (1, 1) Freddie Bynum, L (7, PH) OBP: 0.289, SLG: 0.413		0-2 G5-3		1-3 K				2-3 K		3	0	0	0	0	2					
					1-3 K					1	0	0	0	0	1					
<b>Inning Stats</b>	R: 4 E: 1 K: 0 S: 14	H: 3 LOB: 0 BB: 0 P: 23	R: 0 E: 0 K: 0 S: 9	H: 2 LOB: 2 BB: 0 P: 12	R: 5 E: 1 K: 1 S: 20	H: 4 LOB: 0 BB: 0 P: 28	R: 2 E: 0 K: 3 S: 20	H: 3 LOB: 2 BB: 1 P: 33	R: 0 E: 0 K: 1 S: 7	H: 0 LOB: 0 BB: 0 P: 10	R: 0 E: 0 K: 0 S: 11	H: 1 LOB: 1 BB: 0 P: 12	R: 0 E: 0 K: 1 S: 7	H: 0 LOB: 0 BB: 0 P: 10	R: 0 E: 0 K: 0 S: 6	H: 0 LOB: 0 BB: 0 P: 6	1B: 7 2B: 1 3B: 1 HR: 4	SF: 0 SAC: 0 DP: 0 HBP: 0	WP: 2 PB: 0 SB: 0 CS: 0	PA: 39
<b>PITCHER</b>	IP WLS BF H R ER SO BB IBB HBP BLK WP HR S P ERA WHIP																			
35 Cole Hamels, L (1, 1) ERA: 4.79	2.0 L 16 3 2 2 4 1 0 0 0 0 0 2 30 49 9.00 2.000																			
48 Brian Sanches, R (3, 1) ERA: 6.38	3.0 10 1 0 0 2 0 0 0 0 0 0 0 25 32 0.00 0.333																			
52 Fabio Castro, L (5, 1) ERA: 1.4	1.0 3 0 0 0 0 0 0 0 0 0 0 0 6 6 0.00 0.000																			
Rick White, R (8, 1) ERA: 4.68	3.0 0 0 0 0 0 0 0 0 0 0 0 0 6 6 0.00 0.000																			





Batter	1	2	3	4	5	6	7	8	9	AB R H RBI BB SO LOB	TOP									
11 Jimmy Rollins, S OBP: 0.340, SLG: 0.469	1-2 8 1B	2-2 F7		0-1 G4-3			0-0 G5-3		2-2 K	5 1 1 0 0 1 2	<b>Philadelphia Phillies @ New York Mets</b> Shea Stadium, Flushing, NY Fri Aug 25 2006, 7:10 PM EDT Att: 41,707 - Cloudy - 72 F									
8 Shane Victorino, S OBP: 0.339, SLG: 0.436	0-1 26 1B SF9		1-1 G4-3		1-1	1-1 G1-3		1-2 P5	5 1 2 0 0 0 1											
26 Chase Utley, L OBP: 0.385, SLG: 0.530	1-0 G4-3 1B		2-2 6 HR 1B		0-0 F7		0-3 K		4 1 2 1 0 1 1											
6 Ryan Howard, L OBP: 0.382, SLG: 0.620	0-0 SF9		3-2 1-H HR		4-0		1-3 K		2 1 1 3 1 1 0											
David Dellucci, L OBP: 0.391, SLG: 0.601 José Hernández, R OBP: 0.333, SLG: 0.363	2-1 G4-3		4-1		2-2		1-3 K		2 0 0 0 1 1 3 1 0 0 0 0 1 0											
Joe Thurston, L OBP: 0.444, SLG: 0.500 63 Ryan Madson, L OBP: 0.206, SLG: 0.212	1-3 K		1-1 P2		0-1 P6		4-2 FC6-4 BB		3 0 0 0 1 1 4 0 0 0 0 0 0 0											
Mike Lieberthal, R OBP: 0.296, SLG: 0.398		4-1 FC1-6 BB	0-0 F7		0-1 G5-3		1-0 FC6-4		3 0 0 0 1 0 2											
Abraham Nunez, S OBP: 0.261, SLG: 0.259		0-0 P6		3-2 F9		1-0 L6		3-2 L4	4 0 0 0 0 0 1											
Randy Wolf, L OBP: 0.333, SLG: 0.362 4 Danny Santopietro, S OBP: 0.273, SLG: 0.179 Geoff Geary, R OBP: 0.226, SLG: 0.687 Arthur Rhodes, L OBP: 0.194, SLG: 0.194	0-2 FC1-6		0-3 K		1-3 K		2-2 8 1B		2 0 0 0 0 1 1 1 0 0 0 0 1 0 0 0 0 0 0 0 0 0 0 0 0 0 0 0 1 0 1 0 0 0 0											
<b>Inning Stats</b>	R: 2 E: 0 K: 1 S: 12	H: 3 LOB: 1 BB: 0 P: 17	R: 0 E: 0 K: 0 S: 8	H: 0 LOB: 1 BB: 1 P: 14	R: 2 E: 0 K: 0 S: 13	H: 2 LOB: 1 BB: 1 P: 24	R: 0 E: 0 K: 1 S: 8	H: 0 LOB: 0 BB: 0 P: 11	R: 0 E: 0 K: 1 S: 10	H: 1 LOB: 2 BB: 1 P: 17		R: 0 E: 0 K: 1 S: 6	H: 0 LOB: 0 BB: 0 P: 8	R: 0 E: 0 K: 2 S: 9	H: 0 LOB: 1 BB: 1 P: 16	R: 0 E: 0 K: 1 S: 14	H: 1 LOB: 1 BB: 0 P: 22	1B: 5 2B: 0 3B: 1 HR: 1	SF: 1 SAC: 0 DP: 0 HBP: 0	WP: 0 PB: 0 SB: 1 CS: 0
<b>PITCHER</b>	IP WLS BF H R ER SO BB IBB HBP BLK WP HR S P ERA WHIP											IP WLS BF H R ER SO BB IBB HBP BLK WP HR S P ERA WHIP								
Brian Bannister, R ERA: 3.44	6.0 L 27 6 4 4 4 2 1 0 0 0 0 1 57 91 6.00 1.333																			
25 Pedro Feliciano, L ERA: 1.95	1.1 4 0 0 0 2 0 0 0 0 0 0 9 11 0.00 0.000																			
Chad Bradford, R ERA: 3.1	0.2 3 0 0 0 1 1 0 0 0 0 0 6 12 0.00 1.500																			
Aaron Heilman, R ERA: 3.8	1.0 4 1 0 0 1 0 0 0 0 0 0 14 22 0.00 1.000																			

AB 33  
R 4  
H 7  
RBI 4  
BB 4  
SO 8  
LOB 15



Batter	1	2	3	4	5	6	7	8	9	AB R H RBI BB SO LOB	BOTTOM											
7 José Reyes, S OBP: 0.350, SLG: 0.484	1-1 F8		2-3 K		0-2 16 HR 1B		0-1 G4-3		0-3 K	5 1 1 0 0 2 1	<b>Philadelphia Phillies @ New York Mets</b> Shea Stadium, Flushing, NY Fri Aug 25 2006, 7:10 PM EDT Att: 41,707 - Cloudy - 72 F											
16 Paul Lo Duca, R OBP: 0.354, SLG: 0.422	1-0 1B		1-0 15 2B		1-2 P3		2-2 F7		1-2 1B	4 1 2 0 0 0 1												
15 Carlos Beltrán, S OBP: 0.388, SLG: 0.628	3-2 P6		2-0 F9 2B		0-0 2-H HR		3-2 G3-1			4 1 2 3 0 0 1												
21 Carlos Delgado, L OBP: 0.358, SLG: 0.542	1-0 P3		4-2 BB		2-3 K		0-0 L9			3 0 0 0 1 1 1												
5 David Wright, R OBP: 0.372, SLG: 0.517		1-3 K	0-0 F9		4-1 BB		2-1 F8			3 0 0 0 1 1 2												
20 Shawn Green, L OBP: 0.347, SLG: 0.425	1-0 G3-1		2-0 G3		0-1 P5		0-0 P6			4 0 0 0 0 0 3												
Chris Woodward, R OBP: 0.302, SLG: 0.327		4-2 10 BB BB		0-0 G5-3		2-2 10 G6-3 1B		2-2 G5-3		3 0 1 0 1 0 0												
10 Endy Chavez, L OBP: 0.339, SLG: 0.431		4-1 BB		1-3 K		1-2 G6-3		0-2 G1-3		3 0 0 0 1 1 1												
Brian Bannister, R OBP: 0.333, SLG: 0.583 Michael Lucker, L OBP: 0.309, SLG: 0.424 25 Pedro Feliciano, L ERA: 3.21 Chad Bradford, R ERA: 3.1 Aaron Heilman, R ERA: 3.8 Julio Franco, R OBP: 0.333, SLG: 0.371	1-2 G6-3		3-2 P3		3-1 G4-3		1-0 1B			2 0 0 0 0 0 2 1 0 1 0 1 0 0 0 0												
<b>Inning Stats</b>	R: 0 E: 0 K: 0 S: 7	H: 1 LOB: 1 BB: 0 P: 13	R: 0 E: 0 K: 1 S: 13	H: 0 LOB: 2 BB: 2 P: 24	R: 1 E: 0 K: 1 S: 11	H: 2 LOB: 1 BB: 1 P: 22	R: 0 E: 0 K: 1 S: 9	H: 0 LOB: 0 BB: 0 P: 13	R: 2 E: 0 K: 0 S: 15	H: 2 LOB: 1 BB: 1 P: 22		R: 0 E: 0 K: 0 S: 12	H: 1 LOB: 0 BB: 0 P: 18	R: 0 E: 0 K: 0 S: 8	H: 0 LOB: 0 BB: 0 P: 13	R: 0 E: 0 K: 0 S: 4	H: 0 LOB: 0 BB: 0 P: 6	R: 0 E: 0 K: 1 S: 10	H: 1 LOB: 1 BB: 0 P: 13	1B: 4 2B: 2 3B: 0 HR: 1	SF: 0 SAC: 0 DP: 1 HBP: 0	WP: 0 PB: 0 SB: 1 CS: 0
<b>PITCHER</b>	IP WLS BF H R ER SO BB IBB HBP BLK WP HR S P ERA WHIP											IP WLS BF H R ER SO BB IBB HBP BLK WP HR S P ERA WHIP										
Randy Wolf, L ERA: 5.88	5.0 W 24 4 3 3 4 4 0 0 0 0 0 55 94 5.40 1.800																					
Geoff Geary, R ERA: 3.21	2.0 H 6 1 0 0 0 0 0 0 0 0 0 20 31 0.00 0.500																					
Arthur Rhodes, L ERA: 5.05	1.0 H 3 0 0 0 0 0 0 0 0 0 0 4 6 0.00 0.000																					
63 Ryan Madson, R ERA: 5.6	1.0 S 4 1 0 0 1 0 0 0 0 0 0 10 13 0.00 1.000																					

AB 33  
R 3  
H 7  
RBI 3  
BB 4  
SO 5  
LOB 12





Batter	1	2	3	4	5	6	7	8	9	AB	R	H	RBI	BB	SO	LOB	TOP								
11 Jimmy Rollins, S (1, 6) OBP: 0.337, SLG: 0.465	1-1 G4-3		1-3 K		1-1 FC5-4 26 HBP 6 HR 8 1B		2-1 L4		1-3 K	5	1	0	0	0	2	2	Philadelphia Phillies @ New York Mets Shea Stadium, Flushing, NY Sat Aug 26 2006, 7:10 PM EDT Att: 47,019 - Cloudy - 69 F								
8 Shane Victorino, S (1, 8) OBP: 0.345, SLG: 0.439	4-0 BB		1-1 F9		2-1 26 HBP 6 HR 1B		0-1 1B			3	1	2	1	1	0	0									
26 Chase Utley, L (1, 4) OBP: 0.386, SLG: 0.528	4-1 BB			1-1 G3	4-0 6 HR HBP		0-2 F7			2	1	0	0	1	0	1									
6 Ryan Howard, L (1, 3) OBP: 0.381, SLG: 0.623	1-0 G3			0-2 P5	0-2 HR		0-0 G4-3			4	1	1	4	0	0	3									
Pat Burrell, R (1, 7) OBP: 0.376, SLG: 0.501	3-3 K			4-2 BB	0-3 K		1-2 G5-3			3	0	0	0	1	2	2									
José Hernández, R (1, 9) OBP: 0.326, SLG: 0.354		1-3 K		2-3 K		0-0 L6		1-3 K		3	0	0	0	0	2	1									
Joe Thurston, L (8, PH) OBP: 0.400, SLG: 0.444									0-1 G6-3	1	0	0	0	0	1	0									
27 Chris Coste, R (1, 2) OBP: 0.398, SLG: 0.546		2-0 F8			4-2 FC4-6 BB		1-2 2B			3	0	1	0	1	0	0									
Abraham Nunez, S (1, 5) OBP: 0.257, SLG: 0.254		2-3 K			0-1 FC4-6 11 FC5-4 21 BB 8 1B		0-1 F9		0-0 P6	4	1	0	0	0	1	2									
21 Jon Lieber, L (1, 1) OBP: 0.116, SLG: 0.050			3-3 K		4-1 11 FC5-4 BB		0-3 K		0-0 L3	2	0	0	0	1	2	1									
Rick White, R (7, 1)										0	0	0	0	0	0	0									
Aaron Fultz, L (7, 1)										0	0	0	0	0	0	0									
40 Matt Smith, L (8, 1)										0	0	0	0	0	0	0									
David Dellucci, L (9, PH) OBP: 0.390, SLG: 0.598										1	0	0	0	0	0	0									
<b>Inning Stats</b>	R: 0 E: 0 K: 1 S: 8	H: 0 LOB: 2 BB: 2 P: 21	R: 0 E: 0 K: 2 S: 8	H: 0 LOB: 0 BB: 0 P: 13	R: 0 E: 0 K: 2 S: 8	H: 0 LOB: 0 BB: 0 P: 13	R: 0 E: 0 K: 1 S: 11	H: 0 LOB: 1 BB: 1 P: 18	R: 5 E: 0 K: 1 S: 15	H: 2 LOB: 0 BB: 2 P: 30	R: 0 E: 0 K: 1 S: 10	H: 1 LOB: 1 BB: 0 P: 11	R: 0 E: 0 K: 0 S: 8	H: 0 LOB: 0 BB: 0 P: 10	R: 0 E: 0 K: 1 S: 9	H: 0 LOB: 0 BB: 0 P: 11	R: 0 E: 0 K: 1 S: 5	H: 0 LOB: 0 BB: 0 P: 6	1B: 2 2B: 1 3B: 0 HR: 1	SF: 0 SAC: 0 DP: 0 HBP: 1	WP: 0 PB: 0 SB: 0 CS: 0	PA: 37			
<b>PITCHER</b>	IP WLS BF H R ER SO BB IBB HBP BLK WP HR S P ERA WHIP																								
46 Oliver Pérez, L (1, 1) ERA: 6.78	5.0	23	2	5	5	7	5	0	1	0	0	0	0	0	1	50	95	9.00	1.400						
Darren Oliver, L (6, 1) ERA: 2.94	1.0	4	1	0	0	1	0	0	0	0	0	0	0	0	0	10	11	0.00	1.000						
25 Pedro Feliciano, L (7, 1) ERA: 1.92	1.0	W	4	1	0	0	0	0	0	0	0	0	0	0	8	10	0.00	1.000							
59 Guillermo Mota, R (8, 1) ERA: 5.62	2.0	6	0	0	0	2	0	0	0	0	0	0	0	0	14	17	0.00	0.000							

Batter	1	2	3	4	5	6	7	8	9	AB	R	H	RBI	BB	SO	LOB	BOTTOM							
7 José Reyes, S (1, 6) OBP: 0.351, SLG: 0.485	1-0 16 G3 15 HR 2B		0-2 G4-3		0-0 F6		15 HBP 16 1B FC6-4			5	2	2	0	0	0	3	Philadelphia Phillies @ New York Mets Shea Stadium, Flushing, NY Sat Aug 26 2006, 7:10 PM EDT Att: 47,019 - Cloudy - 69 F							
16 Paul Lo Duca, R (1, 2) OBP: 0.355, SLG: 0.421	1-2 G3		1-2 15 G6-3 1B		1-1 G6-4-3		21 SF8 20 2B HBP			5	1	2	0	0	0	4								
15 Carlos Beltrán, S (1, 8) OBP: 0.390, SLG: 0.633	1-0 3H HR		1-0 G6-3		4-2 21 HR BB		0-0 G6-3			3	3	1	2	1	0	1								
21 Carlos Delgado, L (1, 3) OBP: 0.359, SLG: 0.549	3-1 G3-1			3-1 1B	0-2 HR		0-0 SF8		3-2 F9	4	1	2	3	0	0	0								
5 David Wright, R (1, 5) OBP: 0.370, SLG: 0.513	2-1 F9			1-2 P4	0-0 G2-3		1-2 2-3 3-H		2-1 G6-3	4	1	0	0	1	0	1								
20 Shawn Green, L (1, 9) OBP: 0.348, SLG: 0.428		1-0 P2		1-2 F8	2-1 10 1B 22 1B		1-2 10 2B 2B			4	1	2	2	0	0	1								
22 Jose Valentin, S (1, 4) OBP: 0.342, SLG: 0.491		1-1 G3-1		0-1 G4-3	1-1 10 1B		1-2 10 1B		1-2 10 2B 1B	3	1	1	0	1	0	1								
10 Endy Chavez, L (1, 7) OBP: 0.349, SLG: 0.443		0-2 1B			0-1 BB		1-0 G6-4-3		1-0 1B	4	1	4	2	0	0	0								
46 Oliver Pérez, L (1, 1) Michael Tucker, L (5, PH) Darren Oliver, L (6, 1) Julio Estrada, L (6, PH) 25 Pedro Feliciano, L (7, 1) Chris Woodward, R (7, PH) 59 Guillermo Mota, R (8, 1)	0-0 G5-3			4-2 16 G6-4-3 BB	0-0 G6-4-3		1-2 1-2 2-3 3-H		2-0 7 FC6-4 1B	1	0	0	0	0	0	1								
<b>Inning Stats</b>	R: 2 E: 0 K: 0 S: 9	H: 2 LOB: 0 BB: 0 P: 17	R: 0 E: 0 K: 0 S: 7	H: 1 LOB: 1 BB: 0 P: 9	R: 0 E: 0 K: 0 S: 10	H: 1 LOB: 1 BB: 0 P: 15	R: 0 E: 0 K: 0 S: 8	H: 1 LOB: 1 BB: 1 P: 13	R: 2 E: 0 K: 0 S: 16	H: 4 LOB: 2 BB: 1 P: 24	R: 7 E: 0 K: 0 S: 15	H: 5 LOB: 1 BB: 2 P: 32	R: 0 E: 0 K: 0 S: 6	H: 0 LOB: 0 BB: 0 P: 11	1B: 10 2B: 3 3B: 0 HR: 2	SF: 1 SAC: 0 DP: 3 HBP: 1		WP: 0 PB: 0 SB: 0 CS: 0	PA: 41					
<b>PITCHER</b>	IP WLS BF H R ER SO BB IBB HBP BLK WP HR S P ERA WHIP																							
21 Jon Lieber, R (1, 1) ERA: 5.09	6.0	27	10	4	4	0	2	0	0	0	0	0	0	0	3	6	6.00	2.000						
Rick White, R (7, 1) ERA: 5.22	0.0	L	3	2	3	3	0	0	0	1	0	0	0	0	3	6	∞	∞						
Aaron Fultz, L (7, 1) ERA: 4.5	1.0	B	8	3	4	4	0	0	2	0	0	0	0	12	26	36.00	3.000							
40 Matt Smith, L (8, 1) ERA:	1.0	3	0	0	0	0	0	0	0	0	0	0	0	6	11	0.00	0.000							

AB	31
R	5
H	4
RBI	5
BB	5
SO	10
LOB	12



AB	35
R	11
H	15
RBI	11
BB	4
SO	0
LOB	15

1B:	10	SF:	1
2B:	3	SAC:	0
3B:	0	DP:	3
HR:	2	HBP:	1



Batter	1	2	3	4	5	6	7	8	9	AB	R	H	RBI	BB	SO	LOB	TOP			
11 Jimmy Rollins, S OBP: 0.337, SLG: 0.465										4	0	1	0	0	0	2	Philadelphia Phillies @ New York Mets Shea Stadium, Flushing, NY Mon Aug 28 2006, 12:10 PM EDT Att: 45,868 - Cloudy - 72 F			
8 Shane Victorino, S OBP: 0.344, SLG: 0.436										4	0	1	0	0	1					
26 Chase Utley, L OBP: 0.385, SLG: 0.525										3	0	0	0	1	0					
6 Ryan Howard, L OBP: 0.382, SLG: 0.628										4	2	2	1	0	0					
Pat Burrell, R OBP: 0.375, SLG: 0.507										4	1	1	2	0	1					
David Dellucci, L OBP: 0.385, SLG: 0.589										3	0	0	0	0	2					
José Hernández, R OBP: 0.324, SLG: 0.352										1	0	0	0	0	1					
27 Chris Coste, R OBP: 0.394, SLG: 0.545										4	0	1	0	0	1					
Abraham Nunez, S OBP: 0.257, SLG: 0.251										3	0	0	0	1	1					
Jamie Moyer, L OBP: 0.125, SLG: 0.125										2	0	0	0	0	0					
Joe Thurston, L OBP: 0.364, SLG: 0.400										1	0	0	0	0	0					
52 Fabio Castro, L OBP: 0.257, SLG: 0.251										0	0	0	0	0	0					
40 Matt Smith, L OBP: 0.257, SLG: 0.251										0	0	0	0	0	0					
<b>Inning Stats</b>	R: 0 E: 0 K: 0 S: 14	H: 1 LOB: 2 BB: 1 P: 25	R: 0 E: 0 K: 1 S: 14	H: 0 LOB: 0 BB: 0 P: 21	R: 0 E: 0 K: 0 S: 7	H: 1 LOB: 1 BB: 0 P: 14	R: 2 E: 0 K: 0 S: 12	H: 2 LOB: 0 BB: 0 P: 16	R: 0 E: 0 K: 0 S: 8	H: 0 LOB: 0 BB: 0 P: 10	R: 0 E: 0 K: 1 S: 11	H: 1 LOB: 2 BB: 1 P: 19	R: 1 E: 0 K: 2 S: 17	H: 1 LOB: 0 BB: 0 P: 24	R: 0 E: 0 K: 3 S: 9	H: 0 LOB: 0 BB: 0 P: 13	1B: 2 2B: 2 3B: 0 HR: 2	SF: 0 SAC: 0 DP: 0 HBP: 0	WP: 0 PB: 0 SB: 0 CS: 0	PA: 35
<b>PITCHER</b>	IP WLS BF H R ER SO BB IBB HBP BLK WP HR S P ERA WHIP																			
33 John Maine, R ERA: 3.5	(1, 1) 6.1 W 26 5 2 2 2 2 2 0 0 0 0 0 1 66 108 2.84 1.105																			
Roberto Hernandez, R ERA: 2.92	(7, 1) 0.2 2 0 0 0 0 0 0 0 0 0 0 0 0 5 6 0.00 0.000																			
59 Guillermo Mota, R ERA: 5.7	(8, 1) 1.0 4 1 1 1 2 0 0 0 0 0 0 1 17 24 9.00 1.000																			
13 Billy Wagner, L ERA: 2.2	(9, 1) 1.0 3 0 0 0 3 0 0 0 0 0 0 0 9 13 0.00 0.000																			

Batter	1	2	3	4	5	6	7	8	9	AB	R	H	RBI	BB	SO	LOB	BOTTOM		
7 José Reyes, S OBP: 0.351, SLG: 0.488										5	2	2	0	0	0	1	Philadelphia Phillies @ New York Mets Shea Stadium, Flushing, NY Mon Aug 28 2006, 12:10 PM EDT Att: 45,868 - Cloudy - 72 F		
16 Paul Lo Duca, R OBP: 0.356, SLG: 0.422										4	1	2	2	0	0				
15 Carlos Beltrán, S OBP: 0.389, SLG: 0.631										4	2	1	0	0	1				
21 Carlos Delgado, L OBP: 0.362, SLG: 0.552										3	1	2	2	1	1				
5 David Wright, R OBP: 0.369, SLG: 0.511										3	1	1	2	0	0				
20 Shawn Green, L OBP: 0.347, SLG: 0.428										4	0	1	1	0	0				
Chris Woodward, R OBP: 0.299, SLG: 0.326										3	0	0	1	0	1				
10 Endy Chavez, L OBP: 0.351, SLG: 0.444										4	1	2	0	0	0				
33 John Maine, R Roberto Hernandez, R 59 Guillermo Mota, R Julio Franco, R 13 Billy Wagner, L	(1, 1) (7, 1) (8, 1) (8, PH) (9, 1)	6.0 1.0 1.0	L 5 4	28 1 0	28 1 0	5 1 0	4 1 0	1 1 0	0 1 0	0 1 0	0 1 0	0 1 0	0 1 0	0 1 0	0 1 0	0 1 0			
<b>Inning Stats</b>	R: 0 E: 0 K: 0 S: 7	H: 0 LOB: 0 BB: 0 P: 12	R: 0 E: 0 K: 1 S: 11	H: 1 LOB: 1 BB: 0 P: 19	R: 6 E: 1 K: 0 S: 16	H: 6 LOB: 1 BB: 0 P: 26	R: 1 E: 0 K: 3 S: 16	H: 2 LOB: 1 BB: 0 P: 20	R: 0 E: 0 K: 0 S: 6	H: 0 LOB: 0 BB: 0 P: 9	R: 1 E: 0 K: 0 S: 15	H: 1 LOB: 1 BB: 1 P: 26	R: 0 E: 0 K: 1 S: 10	H: 1 LOB: 1 BB: 0 P: 19	1B: 7 2B: 3 3B: 1 HR: 0	SF: 2 SAC: 0 DP: 0 HBP: 0		WP: 0 PB: 0 SB: 1 CS: 0	PA: 37
<b>PITCHER</b>	IP WLS BF H R ER SO BB IBB HBP BLK WP HR S P ERA WHIP																		
Jamie Moyer, L ERA: 4.5	(1, 1) 6.0 L 28 5 4 1 0 0 0 0 0 0 0 0 63 98 7.50 1.500																		
52 Fabio Castro, L ERA: 1.69	(7, 1) 1.0 5 1 1 1 0 1 0 0 0 0 0 0 15 26 9.00 2.000																		
40 Matt Smith, L ERA:	(8, 1) 1.0 4 1 0 0 1 0 0 0 0 0 0 0 10 19 0.00 1.000																		



Batter	1	2	3	4	5	6	7	8	9	AB R H RBI BB SO LOB	TOP											
11 Jimmy Rollins, S OBP: 0.338, SLG: 0.467										6 2 3 1 0 0 4	<p>Philadelphia Phillies @ Washington Nationals            Robert F. Kennedy Memorial Stadium, Washington, DC            Tue Aug 29 2006, 7:05 PM EDT            Att: 25,735 - Partly Cloudy - 85 F</p> <p>AB 40 R 10 H 15 RBI 9 BB 5 SO 6 LOB 27</p>											
8 Shane Victorino, S OBP: 0.347, SLG: 0.435										5 2 2 1 1 1 2												
26 Chase Utley, L OBP: 0.382, SLG: 0.520										5 0 0 0 0 0 8												
6 Ryan Howard, L OBP: 0.386, SLG: 0.635										3 1 2 3 2 1 0												
David Dellucci, L OBP: 0.377, SLG: 0.575										5 0 0 0 0 1 5												
Pat Burrell, R OBP: 0.381, SLG: 0.550 Geoff Geary, R OBP: 0.320, SLG: 0.667 Joe Thurston, R OBP: 0.335, SLG: 0.364 63 Ryan Madson, L OBP: 0.226, SLG: 0.212 Aaron Fultz, L OBP: 0.212, SLG: 0.212										2 2 2 2 2 0												
Mike Lieberthal, R OBP: 0.299, SLG: 0.414										5 1 2 2 0 1 4												
Abraham Nunez, S OBP: 0.264, SLG: 0.259										5 2 3 0 0 1 0												
39 Brett Myers, R OBP: 0.078, SLG: 0.041										1 0 0 0 0 0 0												
29 Chris Roberson, S (7, PH) OBP: 0.212, SLG: 0.212										2 0 1 0 0 1 3												
<b>Inning Stats</b>	R: 2 E: 0 K: 1 S: 23	H: 3 LOB: 2 BB: 1 P: 36	R: 0 E: 0 K: 0 S: 9	H: 0 LOB: 0 BB: 0 P: 14	R: 0 E: 0 K: 0 S: 10	H: 1 LOB: 1 BB: 0 P: 16	R: 3 E: 0 K: 0 S: 12	H: 4 LOB: 1 BB: 0 P: 19	R: 0 E: 0 K: 1 S: 6	H: 0 LOB: 1 BB: 1 P: 13	R: 4 E: 1 K: 0 S: 19	H: 4 LOB: 0 BB: 0 P: 29	R: 1 E: 0 K: 1 S: 14	H: 2 LOB: 3 BB: 2 P: 25	R: 0 E: 0 K: 1 S: 11	H: 0 LOB: 1 BB: 1 P: 21	R: 0 E: 0 K: 2 S: 14	H: 1 LOB: 1 BB: 0 P: 24	1B: 12 2B: 1 3B: 0 HR: 2	SF: 0 SAC: 2 DP: 0 HBP: 0	WP: 0 PB: 0 SB: 0 CS: 0	PA: 47
<b>PITCHER</b>	IP WLS BF H R ER SO BB IBB HBP BLK WP HR S P ERA WHIP											IP WLS BF H R ER SO BB IBB HBP BLK WP HR S P ERA WHIP										
Tony Amas, R ERA: 5.28	3.1 L 19 8 5 5 1 0 1 0 0 0 0 1 52 82 13.50 2.400																					
35 Ryan Wagner, R ERA: 4.8	1.2 6 0 0 0 1 1 0 0 0 0 0 0 8 16 0.00 0.600																					
Kevin Gryboski, R ERA: 14.29	1.0 7 4 4 4 0 0 0 0 0 0 0 1 19 29 36.00 4.000																					
52 Saul Rivera, R ERA: 4.68	1.0 7 2 1 1 1 2 0 0 0 0 0 0 14 25 9.00 4.000																					
57 Jason Bergmann, R ERA: 6.64	2.0 8 1 0 0 3 1 0 0 0 0 0 0 25 45 0.00 1.000																					

Batter	1	2	3	4	5	6	7	8	9	AB R H RBI BB SO LOB	BOTTOM											
Alfonso Soriano, R OBP: 0.365, SLG: 0.607										5 2 2 1 0 2 1	<p>Philadelphia Phillies @ Washington Nationals            Robert F. Kennedy Memorial Stadium, Washington, DC            Tue Aug 29 2006, 7:05 PM EDT            Att: 25,735 - Partly Cloudy - 85 F</p> <p>AB 40 R 6 H 14 RBI 6 BB 2 SO 9 LOB 16</p>											
Felipe Lopez, S OBP: 0.583, SLG: 0.392										4 0 0 0 0 0 2 0 0 0 0 0 0 0 1 0 0 0 0 0 1												
57 Jason Bergmann, R (8, PH) OBP: 0.450, SLG: 0.833										5 1 4 3 0 1 0												
11 Ryan Zimmerman, R (1, 5) OBP: 0.352, SLG: 0.475										5 0 1 1 0 1 3												
24 Nick Johnson, L OBP: 0.420, SLG: 0.507										4 0 1 0 1 0 0												
25 Austin Kearns, R OBP: 0.359, SLG: 0.465										5 1 2 0 0 1 3												
Jose Vidro, S OBP: 0.357, SLG: 0.401										4 0 2 1 0 2 2												
Ryan Church, L OBP: 0.357, SLG: 0.500										4 0 1 0 0 1 2												
Brian Schneider, L OBP: 0.311, SLG: 0.319										1 0 0 0 0 1 0 0 0 0 0 0 0 0 1 1 1 0 0 0 0 0 0 0 0 0 0 0 1 0 0 0 0 0 2 0 0 0 0 0 0 0 0 1 0 0 0 1 0 0												
<b>Inning Stats</b>	R: 0 E: 0 K: 1 S: 13	H: 1 LOB: 1 BB: 0 P: 18	R: 0 E: 0 K: 1 S: 12	H: 1 LOB: 0 BB: 0 P: 19	R: 1 E: 0 K: 2 S: 14	H: 1 LOB: 0 BB: 0 P: 22	R: 0 E: 0 K: 1 S: 12	H: 1 LOB: 1 BB: 0 P: 14	R: 2 E: 0 K: 1 S: 13	H: 3 LOB: 1 BB: 0 P: 18		R: 0 E: 0 K: 1 S: 16	H: 1 LOB: 2 BB: 1 P: 23	R: 0 E: 0 K: 0 S: 13	H: 1 LOB: 1 BB: 0 P: 20	R: 1 E: 0 K: 0 S: 8	H: 2 LOB: 0 BB: 0 P: 14	R: 2 E: 0 K: 2 S: 16	H: 3 LOB: 2 BB: 1 P: 29	1B: 8 2B: 4 3B: 1 HR: 1	SF: 0 SAC: 0 DP: 1 HBP: 0	WP: 0 PB: 0 SB: 0 CS: 0
<b>PITCHER</b>	IP WLS BF H R ER SO BB IBB HBP BLK WP HR S P ERA WHIP											IP WLS BF H R ER SO BB IBB HBP BLK WP HR S P ERA WHIP										
39 Brett Myers, R ERA: 4.24	6.0 W 27 8 3 3 7 1 0 0 0 0 0 0 13 20 4.50 1.500																					
Geoff Geary, R ERA: 3.16	1.0 4 1 0 0 0 0 0 0 0 0 0 0 8 14 9.00 2.000																					
63 Ryan Madson, R ERA: 5.63	1.0 4 2 1 1 0 0 0 0 0 0 0 0 8 14 9.00 2.000																					
Aaron Fultz, L ERA: 4.73	0.2 6 3 2 2 1 1 0 0 0 0 0 0 13 24 27.00 6.000																					
Arthur Rhodes, L ERA: 5.01	0.1 S 1 0 0 0 1 0 0 0 0 0 0 0 3 5 0.00 0.000																					







Batter	1	2	3	4	5	6	7	8	9	10	AB	R	H	RBI	BB	SO	LOB	TOP								
11 Jimmy Rollins, S OBP: 0.342, SLG: 0.468	1-1 G3-6-3 1B		2-1 P6		1-0 F9 1B		2-1 F9		3-2 G4-3 SH1-4 1B	4-1 BB	5	0	3	0	1	0	0	<b>Philadelphia Phillies @ Washington Nationals</b> <b>Robert F. Kennedy Memorial Stadium, Washington, DC</b> Thu Aug 31 2006, 7:05 PM EDT Att: 22,221 - Overcast - 69 F								
8 Shane Victorino, S OBP: 0.352, SLG: 0.436	0-1 G3-6-3 1-2f		1-1 F8		0-1 P4 1-3		0-1 FC3-6 1B	0-0 SH1-4	1-2 3-H 0-3		5	0	1	0	0	1	4									
26 Chase Utley, L OBP: 0.377, SLG: 0.512	1-4 F8			3-1 G4-3		1-2 G4-3	0-0 FC3-6 HBP	1-2 G4-3			5	0	0	0	0	0	2									
6 Ryan Howard, L OBP: 0.392, SLG: 0.641		1-2 3B 1B		2-2 HR		4-2 2B BB	1-2 HBP	4-0 IBB			2	3	2	1	2	0	0									
David Dellucci, L OBP: 0.371, SLG: 0.576		2-1 1-H 3B		1-0 F8		0-1 F7	0-1 G3	3-3 K			5	0	1	1	0	1	5									
Pat Burrell, R OBP: 0.382, SLG: 0.508		1-0 FC6-2-5		4-2 BB		1-1 1B 2B		2-2 F8			3	1	1	1	1	0	1									
29 Chris Roberson, S OBP: 0.206, SLG: 0.206		3-H F7		1-3 K		1-1 1B		2-1 G6-3			4	0	1	1	0	1	2									
Mike Lieberthal, R OBP: 0.302, SLG: 0.411		0-0 G3		3-1 G4-3		2-1 1B		0-2 1B			5	1	2	0	0	0	2									
Abraham Nunez, S OBP: 0.266, SLG: 0.258				0-3 K		2-2 G3-4-1		3-2 P5			2	0	0	0	0	1	0									
Randy Wolf, L OBP: 0.294, SLG: 0.388						2-1 G1-3		SAFE			1	0	0	0	0	0	2									
Joe Thurston, L OBP: 0.298, SLG: 0.393											0	0	0	0	0	0	0									
63 Ryan Madson, R OBP: 0.301, SLG: 0.365											0	0	0	0	0	0	0									
Jose Hernandez, R OBP: 0.292, SLG: 0.365											0	0	0	0	0	0	1									
Geoff Geary, R OBP: 0.268, SLG: 0.367											1	0	1	0	0	0	0									
Arthur Rhodes, L OBP: 0.329, SLG: 0.454											0	0	0	0	0	0	0									
Jeff Cooney, R OBP: 0.239, SLG: 0.404											0	0	0	0	0	0	0									
Aaron Fultz, L OBP: 0.266, SLG: 0.487											0	0	0	0	0	0	0									
<b>Inning Stats</b>	R: 0 E: 0 K: 0 S: 9	H: 1 LOB: 0 BB: 0 P: 12	R: 1 E: 0 K: 10 S: 10	H: 2 LOB: 1 BB: 0 P: 15	R: 0 E: 0 K: 1 S: 7	H: 0 LOB: 0 BB: 0 P: 10	R: 1 E: 0 K: 12 S: 12	H: 1 LOB: 1 BB: 1 P: 23	R: 0 E: 0 K: 0 S: 10	H: 1 LOB: 2 BB: 0 P: 16	R: 2 E: 0 K: 0 S: 16	H: 3 LOB: 2 BB: 1 P: 27	R: 0 E: 0 K: 0 S: 9	H: 1 LOB: 2 BB: 0 P: 12	R: 0 E: 0 K: 0 S: 13	H: 1 LOB: 1 BB: 0 P: 20	R: 0 E: 0 K: 1 S: 15	H: 1 LOB: 2 BB: 1 P: 26	R: 1 E: 0 K: 1 S: 9	H: 1 LOB: 1 BB: 1 P: 16	1B: 9 2B: 1 3B: 1 HR: 1	SF: 0 SAC: 1 DP: 1 HBP: 2	WP: 0 PB: 1 SB: 1 CS: 0	PA: 47		
<b>PITCHER</b>	IP 5.2	WLS 26	H 8	R 4	ER 4	SO 2	BB 2	IBB 0	HBP 0	BLK 0	WP 0	HR 1	S 62	P 99	ERA 6.35	WHIP 1.765										
Pedro Astacio, R ERA: 6.12	(1, 1)																									
52 Saul Rivera, R ERA: 4.53	(6, 1)	1.1	6	1	0	0	0	0	1	0	0	0	11	16	0.00	0.750										
Jon Rauch, R ERA: 3.27	(8, 1)	1.0	4	1	0	0	0	0	0	0	0	0	13	20	0.00	1.000										
32 Chad Cordero, R ERA: 3.19	(9, 1)	1.0	5	1	0	0	1	0	1	0	0	0	15	26	0.00	1.000										
35 Ryan Wagner, R ERA: 4.41	(10, 1)	1.0	W	6	1	1	0	1	1	0	0	0	9	16	0.00	2.000										

AB	40
R	5
H	12
RBI	4
BB	4
SO	4
LOB	19



Batter	1	2	3	4	5	6	7	8	9	10	AB	R	H	RBI	BB	SO	LOB	BOTTOM								
Alfonso Soriano, R OBP: 0.363, SLG: 0.605	0-3 K	2-2 P3			2-1 F9		2-3 K		4-0 1B IBB		4	0	0	0	1	2	1	<b>Philadelphia Phillies @ Washington Nationals</b> <b>Robert F. Kennedy Memorial Stadium, Washington, DC</b> Thu Aug 31 2006, 7:05 PM EDT Att: 22,221 - Overcast - 69 F								
Felipe Lopez, S OBP: 0.362, SLG: 0.393	3-1 24 BB 11 1B 25 SF8 1B	3-2 FC6-4			3-2 L8		3-2 11 F8 2B	2-2 1-2 2-H 3-H 0-3 1B			5	1	3	2	0	0	1									
11 Ryan Zimmerman, R OBP: 0.351, SLG: 0.472	0-2 25 SF8 24 BB 1B		1-0 G6-4-3 1B		3-3 K		1-1 F8	1-1 K2-3			5	1	2	0	0	2	3									
24 Nick Johnson, L OBP: 0.423, SLG: 0.508	4-2 1B 1-2 2-3 BB		0-1 G6-4-3 1-2f 1B		1-1 1B		1-1 G5-3				4	1	2	0	1	0	2									
25 Austin Kearns, R OBP: 0.357, SLG: 0.459	3-2 SF8		4-2 BB		0-3 K		0-2 G5-3				3	0	0	1	1	1	3									
Marlon Anderson, L OBP: 0.331, SLG: 0.423	1-2 1-3 3-H 1B		1-3 K		1-3 K		1-3 SAFE K	0-0 2B 1B	0-0 F8 1B		5	2	3	1	0	2	2									
Brandon Harper, R OBP: 0.400, SLG: 0.682	0-1 P3		2-0 F9		1-1 F8		1-1 F8	0-1 1B 2B	2-2 1-2 2-H 1B		2	0	0	0	0	0	2									
Daryle Ward, L OBP: 0.350, SLG: 0.567											1	0	0	0	0	0	1									
Brian Schneider, L OBP: 0.314, SLG: 0.326											2	1	2	1	0	0	0									
Bernie Castro, S OBP: 0.277, SLG: 0.244		2-1 G4-3		2-1 G6-3		0-0 F7		1-3 K2-3	3-1 F8		5	0	0	0	0	1	4									
Pedro Astacio, R ERA: 5.3	(1, 1)										2	0	1	0	0	0	0									
52 Saul Rivera, S ERA: 4.53	(6, 1)										0	0	0	0	0	0	0									
Jose Vidro, S OBP: 0.362, SLG: 0.396	(7, PH)										0	0	0	0	0	0	0									
Jon Rauch, R ERA: 3.12	(8, 1)										0	0	0	0	0	0	0									
32 Chad Cordero, R ERA: 3.19	(9, 1)										0	0	0	0	0	0	0									
Henry Matos, S OBP: 0.235, SLG: 0.467	(10, 1)										1	0	0	0	0	0	2									
35 Ryan Wagner, R OBP: 0.351, SLG: 0.333	(10, PH)										0	0	0	0	0	0	1									
Ryan Schuchler, L OBP: 0.266, SLG: 0.487	(10, PH)										0	0	0	0	0	0	1									
<b>Inning Stats</b>	R: 2 E: 0 K: 1 S: 21	H: 3 LOB: 2 BB: 1 P: 32	R: 0 E: 0 K: 0 S: 11	H: 1 LOB: 1 BB: 0 P: 18	R: 0 E: 0 K: 1 S: 14	H: 1 LOB: 1 BB: 1 P: 20	R: 0 E: 0 K: 0 S: 4	H: 0 LOB: 0 BB: 0 P: 8	R: 0 E: 0 K: 1 S: 9	H: 0 LOB: 0 BB: 0 P: 17	R: 0 E: 0 K: 2 S: 10	H: 1 LOB: 1 BB: 0 P: 13	R: 0 E: 0 K: 0 S: 7	H: 0 LOB: 0 BB: 0 P: 9	R: 0 E: 0 K: 0 S: 11	H: 1 LOB: 1 BB: 0 P: 16	R: 2 E: 0 K: 2 S: 17	H: 3 LOB: 2 BB: 1 P: 25	R: 2 E: 0 K: 0 S: 10	H: 3 LOB: 1 BB: 0 P: 19	1B: 11 2B: 2 3B: 0 HR: 0	SF: 1 SAC: 0 DP: 0 HBP: 0	WP: 1 PB: 0 SB: 0 CS: 0	PA: 45		
<b>PITCHER</b>	IP 5.0	WLS 21	H 5	R 2	ER 2	SO 3	BB 2	IBB 0	HBP 0	BLK 0	WP 0	HR 0	S 59	P 95	ERA 3.60	WHIP 1.400										
Randy Wolf, L ERA: 5.3	(1, 1)																									
63 Ryan Madson, R ERA: 5.54	(6, 1)	2.0	H	7	1	0	0	3	0	0	0	0	17	22	0.00	0.500										
Geoff Geary, R ERA: 3.12	(8, 1)	1.0	H	4	1	0	0	0	0	0	0	0	11	16	0.00	1.000										
Arthur Rhodes, L ERA: 5.19	(9, 1)	1.0	B	7	3	2	2	2	0	1	0	0	17	25	18.00	3.000										
Aaron Fultz, L ERA: 4.99	(10, 1)	0.2	L	6	3	2	2	0	0	0	0	1	10	19	27.00	4.500										

AB	41
R	6
H	13
RBI	5
BB	3
SO	8
LOB	22









Batter	1	2	3	4	5	6	7	8	9	AB	R	H	RBI	BB	SO	LOB	TOP			
4 Pete Orr, L OBP: 0.282, SLG: 0.349 24 Martin Prado, R OBP: 0.286, SLG: 0.368										2	1	0	0	0	1	0	<b>Atlanta Braves @ Philadelphia Phillies</b> Citizens Bank Park, Philadelphia, PA Sat Sep 02 2006, 7:05 PM EDT Att: 28,600 - Cloudy - 70 F			
11 Edgar Renteria, R OBP: 0.371, SLG: 0.437 Tony Pena Jr., R OBP: 0.154, SLG: 0.240										1	0	0	0	1	1	0				
10 Chipper Jones, S OBP: 0.401, SLG: 0.578 8 Brayan Peña, S OBP: 0.333, SLG: 0.448										3	1	1	2	0	1	1				
Andruw Jones, R OBP: 0.360, SLG: 0.521 50 Anthony Lerew, L OBP: 0.392, SLG: 0.566 34 Joey Devine, R OBP: 0.333, SLG: 0.448										3	1	1	0	0	0	0				
16 Brian McCann, L OBP: 0.394, SLG: 0.541 Todd Pratt, R OBP: 0.244, SLG: 0.287										3	0	1	1	0	1	0				
7 Jeff Francoeur, R OBP: 0.294, SLG: 0.456 Brian Jordan, R OBP: 0.274, SLG: 0.349										3	0	1	0	0	0	0				
Adam LaRoche, L OBP: 0.368, SLG: 0.589										4	0	2	0	0	1	2				
Ryan Langerhans, L OBP: 0.348, SLG: 0.385 23 Matt Diaz, R OBP: 0.394, SLG: 0.491										1	0	0	0	0	1	0				
26 Kyle Davies, R OBP: 0.348, SLG: 0.376 14 Willy Aybar, S OBP: 0.348, SLG: 0.376 Ken Ray, R OBP: 0.284, SLG: 0.452										1	0	0	0	0	1	0				
<b>Inning Stats</b>	R: 2 E: 0 K: 2 S: 12	H: 1 LOB: 0 BB: 0 P: 15	R: 0 E: 0 K: 1 S: 5	H: 0 LOB: 0 BB: 0 P: 7	R: 0 E: 0 K: 1 S: 9	H: 0 LOB: 1 BB: 1 P: 17	R: 1 E: 0 K: 1 S: 13	H: 3 LOB: 2 BB: 1 P: 24	R: 0 E: 0 K: 0 S: 11	H: 1 LOB: 1 BB: 0 P: 12	R: 0 E: 0 K: 2 S: 8	H: 0 LOB: 0 BB: 0 P: 13	R: 0 E: 0 K: 1 S: 7	H: 0 LOB: 0 BB: 0 P: 13	R: 1 E: 0 K: 0 S: 10	H: 3 LOB: 1 BB: 0 P: 13		1B: 6 2B: 1 3B: 0 HR: 1	SF: 0 SAC: 1 DP: 1 HBP: 0	WP: 2 PB: 2 SB: 0 CS: 0
<b>PITCHER</b>	IP WLS BF H R ER SO BB IBB HBP BLK WP HR S P ERA WHIP																			
47 Scott Mathieson, R ERA: 7.47	0.0		1	0	1	1	1	0	0	0	0	0	0	1	0	3	5	∞	∞	
58 Eude Brito, L ERA: 8.53	4.0	W	18	4	2	2	4	2	0	0	0	0	1	1	36	58	4.50	1.500		
Geoff Geary, R ERA: 3.04	2.0		7	1	0	0	2	0	0	0	0	0	0	0	20	26	0.00	0.500		
52 Fabio Castro, L ERA: 1.57	2.0		6	0	0	0	3	0	0	0	0	0	0	0	15	26	0.00	0.000		
Rick White, R ERA: 5.29	1.0		5	3	1	1	0	0	0	0	0	0	0	0	10	13	9.00	3.000		

Batter	1	2	3	4	5	6	7	8	9	AB	R	H	RBI	BB	SO	LOB	BOTTOM			
11 Jimmy Rollins, S OBP: 0.338, SLG: 0.465 Abraham Nunez, S OBP: 0.269, SLG: 0.258										3	1	1	3	0	0	2	<b>Atlanta Braves @ Philadelphia Phillies</b> Citizens Bank Park, Philadelphia, PA Sat Sep 02 2006, 7:05 PM EDT Att: 28,600 - Cloudy - 70 F			
8 Shane Victorino, S OBP: 0.358, SLG: 0.443										6	1	2	1	0	1	2				
26 Chase Utley, L OBP: 0.379, SLG: 0.524 Joe Thurston, L OBP: 0.357, SLG: 0.385										4	2	2	0	1	0	1				
6 Ryan Howard, L OBP: 0.395, SLG: 0.640 29 Chris Roberson, S OBP: 0.200, SLG: 0.200										4	2	2	1	1	1	3				
Pat Burrell, R OBP: 0.386, SLG: 0.505 52 Fabio Castro, L OBP: 0.229, SLG: 0.267										3	3	1	0	2	1	3				
Jeff Conine, R OBP: 0.331, SLG: 0.405										5	3	3	2	1	0	3				
Mike Lieberthal, R OBP: 0.314, SLG: 0.436 Rick White, R										3	2	3	4	0	0	0				
José Hernández, R OBP: 0.338, SLG: 0.373										5	2	4	2	0	0	2				
47 Scott Mathieson, R OBP: 0.143, SLG: 0.143 58 Eude Brito, L OBP: 1.000, SLG: 1.000 Randall Simon, L OBP: 0.400, SLG: 0.500 27 Chris Coste, R OBP: 0.376, SLG: 0.515										0	0	0	0	0	0	0				
<b>Inning Stats</b>	R: 1 E: 0 K: 0 S: 14	H: 3 LOB: 2 BB: 0 P: 23	R: 3 E: 0 K: 3 S: 20	H: 4 LOB: 2 BB: 1 P: 30	R: 3 E: 0 K: 0 S: 12	H: 3 LOB: 0 BB: 0 P: 15	R: 4 E: 1 K: 0 S: 17	H: 4 LOB: 2 BB: 1 P: 32	R: 3 E: 0 K: 0 S: 16	H: 3 LOB: 2 BB: 1 P: 32	R: 2 E: 0 K: 0 S: 16	H: 2 LOB: 2 BB: 2 P: 27	R: 0 E: 0 K: 2 S: 11	H: 0 LOB: 0 BB: 0 P: 15	R: 0 E: 0 K: 0 S: 8	H: 1 LOB: 1 BB: 0 P: 11		1B: 15 2B: 4 3B: 0 HR: 1	SF: 3 SAC: 0 DP: 0 HBP: 1	WP: 1 PB: 0 SB: 0 CS: 0
<b>PITCHER</b>	IP WLS BF H R ER SO BB IBB HBP BLK WP HR S P ERA WHIP																			
26 Kyle Davies, R ERA: 7.2	1.0		1	0	0	0	0	0	0	0	0	0	0	0	4	5	0.00	0.000		
Kevin Barry, R ERA: 5.89	0.2		2	0	0	0	0	0	0	0	0	0	0	4	5	0.00	0.000			
Ken Ray, R ERA: 4.38	1.0		9	4	4	2	0	0	1	0	0	0	0	17	32	18.00	4.000			
50 Anthony Lerew, R ERA: 22.5	2.0		15	5	5	5	1	3	0	1	0	0	0	33	59	22.50	4.000			
34 Joey Devine, R ERA: 21.0	1.0		3	0	0	0	2	0	0	0	0	0	0	11	15	0.00	0.000			











Batter	1	2	3	4	5	6	7	8	9	10	AB	R	H	RBI	BB	SO	LOB	TOP						
<b>Craig Biggio, R</b> OBP: 0.315, SLG: 0.437 (1.4)	F8			F7		P5			G5-3		4	0	0	0	0	0	0							
<b>2 Chris Burke, R</b> OBP: 0.358, SLG: 0.440 (1.7)	K			G5-3			K		G6-3		4	0	1	0	0	2	0							
<b>17 Lance Berkman, S</b> OBP: 0.410, SLG: 0.600 (1.3)	K			G4-3			G1-3		G6-3		4	0	0	0	0	1	1							
<b>16 Jason Lane, R</b> OBP: 0.330, SLG: 0.408 Dan Wheeler, R Trever Miller, L Mike Lamb, L Chad Qualls, R Humberto Quintero, R	F8			K		G5-3			K		3	0	0	0	0	0	1	0						
<b>Aubrey Huff, L</b> OBP: 0.340, SLG: 0.464 (7.9)	K			K			K		SH1-4		4	1	2	1	0	2	0							
<b>Willy Taveras, R</b> OBP: 0.331, SLG: 0.341 (10.8)	K			K			K		HR		0	0	0	0	0	0	0							
<b>4 Eric Bruntlett, R</b> OBP: 0.345, SLG: 0.333 (10.8)	G1-3			K			G4-3		SH1-4		3	0	1	0	0	1	0							
<b>28 Adam Everett, R</b> OBP: 0.285, SLG: 0.346 (1.6)				K		L7			SH1-4		3	0	0	0	0	2	2							
<b>Brad Ausmus, R</b> OBP: 0.304, SLG: 0.286 Orlando Palmeiro, L Dave Borkowski, R				P4		P4			G4-3		3	0	0	0	0	0	1							
<b>Roger Clemens, R</b> OBP: 0.200, SLG: 0.048 Chariton Jimerson, R Russ Springer, R Morgan Ensberg, R				G1-3		HR			G1-3		1	0	0	0	0	0	0							
<b>Inning Stats</b>	R: 0 E: 0 K: 2 S: 9	H: 0 LOB: 0 BB: 0 P: 12	R: 0 E: 0 K: 1 S: 5	H: 0 LOB: 0 BB: 0 P: 7	R: 0 E: 0 K: 1 S: 8	H: 0 LOB: 0 BB: 0 P: 10	R: 0 E: 0 K: 0 S: 7	H: 0 LOB: 0 BB: 0 P: 11	R: 0 E: 0 K: 3 S: 9	H: 0 LOB: 0 BB: 0 P: 15	R: 1 E: 0 K: 0 S: 8	H: 1 LOB: 0 BB: 0 P: 14	R: 0 E: 0 K: 1 S: 7	H: 0 LOB: 0 BB: 0 P: 8	R: 1 E: 0 K: 0 S: 15	H: 2 LOB: 1 BB: 0 P: 22	R: 0 E: 0 K: 1 S: 13	H: 1 LOB: 1 BB: 0 P: 20	R: 0 E: 0 K: 1 S: 11	H: 1 LOB: 2 BB: 0 P: 14	1B: 2 2B: 1 3B: 0 HR: 2	SF: 0 SAC: 2 DP: 0 HBP: 0	WP: 0 PA: 35	
<b>PITCHER</b>	IP	WLS	BF	H	R	ER	SO	BB	IBB	HBP	BLK	WP	HR	S	P	ERA	WHIP							
<b>35 Cole Hamels, L</b> ERA: 4.33	8.0		27	3	2	2	8	0	0	0	0	0	0	5	7	2.25	0.375							
<b>63 Ryan Madson, R</b> ERA: 5.79	0.1		2	1	0	0	0	0	0	0	0	0	0	8	13	0.00	0.000							
<b>40 Matt Smith, L</b> ERA: 5.0	0.2		2	0	0	0	1	0	0	0	0	0	0	11	14	0.00	1.000							
<b>Rick White, R</b>	1.0	W	4	1	0	0	1	0	0	0	0	0	0	11	14	0.00	1.000							

Houston Astros @ Philadelphia Phillies  
Citizens Bank Park, Philadelphia, PA  
Mon Sep 04 2006, 3:05 PM EDT  
Att. 44,674 - Partly Cloudy - 77 F

AB 33  
R 2  
H 5  
RBI 2  
BB 0  
SO 10  
LOB 8



Batter	1	2	3	4	5	6	7	8	9	10	AB	R	H	RBI	BB	SO	LOB	BOTTOM					
<b>11 Jimmy Rollins, S</b> OBP: 0.341, SLG: 0.465 (1.6)	P6		K		K					F7	5	0	1	0	0	2	1						
<b>8 Shane Victorino, S</b> OBP: 0.354, SLG: 0.433 (1.8)	G3			6 BB 26 HBP HBP		F9		L5		F9	4	1	0	0	1	0	1						
<b>26 Chase Utley, L</b> OBP: 0.375, SLG: 0.520 (1.4)	K			HBP 6 BB HBP		P3		K		HR	4	1	1	1	0	2	1						
<b>6 Ryan Howard, L</b> OBP: 0.403, SLG: 0.665 (1.3)	F8			HBP BB HBP		HR		G6-3		2B IBB	2	1	1	1	2	0	0						
<b>Pat Burrell, R</b> OBP: 0.382, SLG: 0.499 Joe Thurston, L Rick White, R	K			HBP BB HBP		G6-3		B5			3	0	0	0	0	2	3						
<b>Jeff Conine, R</b> OBP: 0.326, SLG: 0.398 (1.9)	K			HBP BB HBP		P5				2B	3	0	1	1	0	1	0						
<b>27 Chris Coste, R</b> OBP: 0.376, SLG: 0.504 (1.2)	F8			HBP BB HBP		L7				IBB	3	0	0	0	1	0	3						
<b>Abraham Nunez, S</b> OBP: 0.266, SLG: 0.253 David Dellucci, L 29 Chris Roberson, S	G5-3			G6-4-3		G3		K			3	0	0	0	0	0	0						
<b>35 Cole Hamels, L</b> OBP: 0.304, SLG: 0.286 Orlando Palmeiro, L 63 Ryan Madson, R 40 Matt Smith, L José Hernández, R				F7				K		P3	2	0	1	0	0	0	0						
<b>Inning Stats</b>	R: 0 E: 0 K: 1 S: 6	H: 0 LOB: 0 BB: 0 P: 10	R: 0 E: 0 K: 2 S: 9	H: 0 LOB: 0 BB: 0 P: 15	R: 0 E: 0 K: 1 S: 9	H: 1 LOB: 1 BB: 0 P: 12	R: 1 E: 0 K: 1 S: 11	H: 0 LOB: 2 BB: 2 P: 26	R: 0 E: 0 K: 1 S: 7	H: 0 LOB: 0 BB: 0 P: 8	R: 1 E: 0 K: 0 S: 10	H: 1 LOB: 0 BB: 0 P: 16	R: 0 E: 0 K: 2 S: 7	H: 0 LOB: 0 BB: 0 P: 12	R: 0 E: 0 K: 2 S: 13	H: 1 LOB: 1 BB: 0 P: 20	R: 0 E: 0 K: 1 S: 9	H: 1 LOB: 3 BB: 0 P: 20	R: 1 E: 0 K: 0 S: 7	H: 1 LOB: 0 BB: 0 P: 15	1B: 2 2B: 1 3B: 0 HR: 2	SF: 0 SAC: 0 DP: 1 HBP: 2	WP: 0 PA: 39
<b>PITCHER</b>	IP	WLS	BF	H	R	ER	SO	BB	IBB	HBP	BLK	WP	HR	S	P	ERA	WHIP						
<b>Roger Clemens, R</b> ERA: 2.27	5.0		19	1	1	1	6	2	0	0	0	0	0	4	7	1.80	0.600						
<b>Russ Springer, R</b> ERA: 3.86	1.0		4	1	1	1	0	0	0	0	0	0	0	10	16	9.00	1.000						
<b>Dan Wheeler, R</b> ERA: 2.64	1.1		5	1	0	0	1	0	0	0	0	0	0	15	24	0.00	0.750						
<b>Trever Miller, L</b> ERA: 3.43	0.2		2	0	0	0	1	0	0	0	0	0	0	5	8	0.00	0.000						
<b>Chad Qualls, R</b> ERA: 4.19	1.0		6	1	0	0	1	0	2	0	0	0	0	9	20	0.00	1.000						
<b>PITCHER</b>	IP	WLS	BF	H	R	ER	SO	BB	IBB	HBP	BLK	WP	HR	S	P	ERA	WHIP						
<b>Dave Borkowski, R</b> ERA: 4.15	0.2		3	1	1	1	0	0	0	0	0	0	0	7	15	13.50	1.500						

Houston Astros @ Philadelphia Phillies  
Citizens Bank Park, Philadelphia, PA  
Mon Sep 04 2006, 3:05 PM EDT  
Att. 44,674 - Partly Cloudy - 77 F

AB 33  
R 3  
H 5  
RBI 3  
BB 4  
SO 9  
LOB 16





Batter	1	2	3	4	5	6	7	8	9	AB	R	H	RBI	BB	SO	LOB	TOP			
Willy Taveras, R OBP: 0.331, SLG: 0.341										5	1	2	0	0	3	2	<b>Houston Astros @ Philadelphia Phillies</b> Citizens Bank Park, Philadelphia, PA Wed Sep 06 2006, 7:05 PM EDT Att: 33,521 - Partly Cloudy - 75 F			
Craig Biggio, R OBP: 0.314, SLG: 0.433										4	1	0	0	1	2	4				
17 Lance Berkman, S OBP: 0.414, SLG: 0.605										4	0	3	4	1	1	0				
16 Jason Lane, R OBP: 0.327, SLG: 0.404										3	0	0	0	0	2	4				
Luke Scott, L OBP: 0.462, SLG: 0.604										1	0	0	0	1	0	0				
Aubrey Huff, L OBP: 0.336, SLG: 0.458										5	0	0	0	0	1	4				
2 Chris Burke, R OBP: 0.360, SLG: 0.442										3	1	1	0	0	0	0				
Dan Wheeler, R										0	0	0	0	0	0	0				
54 Brad Lidge, R										0	0	0	0	0	0	0				
28 Adam Everett, R OBP: 0.286, SLG: 0.345										2	0	0	0	1	0	1				
Orlando Palmeiro, L OBP: 0.276, SLG: 0.286										1	0	1	0	0	0	0				
4 Eric Bruntlett, R OBP: 0.345, SLG: 0.333										0	1	0	0	0	0	0				
Brad Ausmus, R OBP: 0.304, SLG: 0.287										3	0	1	1	0	0	1				
Andy Pettitte, L OBP: 0.236, SLG: 0.333										2	0	0	0	0	0	1				
Trever Miller, R										0	0	0	0	0	0	0				
Mike Lamb, L OBP: 0.361, SLG: 0.483										0	1	0	0	1	0	0				
<b>Inning Stats</b>	R: 1 E: 0 K: 2 S: 14	H: 1 LOB: 1 BB: 1 P: 26	R: 0 E: 0 K: 0 S: 5	H: 0 LOB: 0 BB: 0 P: 7	R: 0 E: 0 K: 1 S: 13	H: 1 LOB: 2 BB: 1 P: 22	R: 1 E: 0 K: 1 S: 10	H: 2 LOB: 2 BB: 1 P: 19	R: 0 E: 0 K: 0 S: 5	H: 0 LOB: 1 BB: 0 P: 9	R: 0 E: 0 K: 3 S: 12	H: 0 LOB: 0 BB: 0 P: 17	R: 0 E: 0 K: 1 S: 7	H: 0 LOB: 0 BB: 0 P: 13	R: 3 E: 0 K: 1 S: 16	H: 3 LOB: 2 BB: 2 P: 31	1B: 5 2B: 3 3B: 0 HR: 0	SF: 0 SAC: 2 DP: 0 HBP: 1	WP: 0 PB: 0 SB: 0 CS: 0	PA: 41
<b>PITCHER</b>	IP WLS BF H R ER SO BB IBB HBP BLK WP HR S P ERA WHIP																			
Randy Wolf, L ERA: 4.97	(1, 1) 6.0 27 5 2 2 4 3 0 1 0 0 0 0 52 94 3.00 1.333																			
Geoff Geary, R ERA: 3.09	(7, 1) 0.2 2 0 0 0 2 0 0 0 0 0 0 0 9 13 0.00 0.000																			
40 Matt Smith, L ERA:	(7, 1) 0.1 1 0 0 0 1 0 0 0 0 0 0 0 3 4 0.00 0.000																			
63 Ryan Madson, R ERA: 5.93	(8, 1) 1.2 L 9 3 3 3 2 0 1 0 0 0 0 0 20 36 16.20 1.800																			
52 Fabio Castro, L ERA: 1.84	(9, 1) 0.1 2 0 0 0 0 1 0 0 0 0 0 0 3 8 0.00 3.000																			

AB	33
R	5
H	8
RBI	5
BB	5
SO	9
LOB	17



Batter	1	2	3	4	5	6	7	8	9	AB	R	H	RBI	BB	SO	LOB	BOTTOM					
11 Jimmy Rollins, S OBP: 0.342, SLG: 0.465										5	0	2	1	0	0	0	<b>Houston Astros @ Philadelphia Phillies</b> Citizens Bank Park, Philadelphia, PA Wed Sep 06 2006, 7:05 PM EDT Att: 33,521 - Partly Cloudy - 75 F					
8 Shane Victorino, S OBP: 0.355, SLG: 0.432										5	1	2	0	0	0	3						
26 Chase Utley, L OBP: 0.374, SLG: 0.517										3	0	0	0	1	2	3						
6 Ryan Howard, L OBP: 0.401, SLG: 0.660										4	0	0	0	0	1	2						
Pat Burrell, R OBP: 0.381, SLG: 0.495										3	0	0	0	1	1	3						
Jeff Conine, R OBP: 0.325, SLG: 0.397										4	0	1	1	0	0	2						
51 Carlos Ruiz, R OBP: 0.259, SLG: 0.340										3	1	2	1	0	0	2						
Randall Simon, L OBP: 0.500, SLG: 0.400										1	0	0	0	0	0	0						
Abraham Nunez, S OBP: 0.263, SLG: 0.249										4	1	0	0	0	0	3						
Randy Wolf, L ERA: 4.97	(1, 1) 6.1 28 7 2 1 4 2 0 0 0 0 0 0 74 104 1.42 1.421																					
Geoff Geary, R ERA: 3.09	(7, 1) 1.0 3 0 0 0 2 0 0 0 0 0 0 0 8 12 0.00 0.000																					
40 Matt Smith, L ERA:	(7, 1) 0.2 W 2 0 0 0 0 0 0 0 0 0 0 5 7 0.00 0.000																					
Dan Wheeler, R ERA: 2.61	(8, 1) 0.2 S 5 1 1 0 0 0 0 0 1 0 0 0 0 14 21 0.00 1.000																					
54 Brad Lidge, R ERA: 5.06	(9, 1) 1.0 5 1 1 0 0 0 0 0 1 0 0 0 0 14 21 0.00 1.000																					
<b>Inning Stats</b>	R: 0 E: 0 K: 1 S: 8	H: 0 LOB: 0 BB: 0 P: 10	R: 0 E: 0 K: 0 S: 13	H: 2 LOB: 1 BB: 1 P: 20	R: 0 E: 0 K: 0 S: 10	H: 1 LOB: 0 BB: 0 P: 14	R: 0 E: 0 K: 0 S: 7	H: 0 LOB: 0 BB: 0 P: 9	R: 1 E: 0 K: 1 S: 9	H: 1 LOB: 2 BB: 1 P: 11	R: 1 E: 1 K: 1 S: 23	H: 1 LOB: 2 BB: 1 P: 33	R: 0 E: 0 K: 1 S: 9	H: 2 LOB: 0 BB: 0 P: 16	R: 0 E: 0 K: 1 S: 8	H: 0 LOB: 0 BB: 0 P: 10		R: 1 E: 1 K: 0 S: 14	H: 1 LOB: 1 BB: 0 P: 21	1B: 7 2B: 0 3B: 0 HR: 1	SF: 0 SAC: 0 DP: 1 HBP: 1	WP: 0 PB: 0 SB: 0 CS: 0
<b>PITCHER</b>	IP WLS BF H R ER SO BB IBB HBP BLK WP HR S P ERA WHIP																					
Andy Pettitte, L ERA: 4.34	(1, 1) 6.1 28 7 2 1 4 2 0 0 0 0 0 0 74 104 1.42 1.421																					
Trever Miller, L ERA: 3.35	(7, 1) 1.0 3 0 0 0 2 0 0 0 0 0 0 0 8 12 0.00 0.000																					
Dan Wheeler, R ERA: 2.61	(8, 1) 0.2 W 2 0 0 0 0 0 0 0 0 0 0 0 5 7 0.00 0.000																					
54 Brad Lidge, R ERA: 5.06	(9, 1) 1.0 S 5 1 1 0 0 0 0 0 1 0 0 0 0 14 21 0.00 1.000																					

AB	35
R	3
H	8
RBI	3
BB	2
SO	6
LOB	18





Batter	1	2	3	4	5	6	7	8	9	AB	R	H	RBI	BB	SO	LOB	TOP					
11 Jimmy Rollins, S OBP: 0.340, SLG: 0.463	G4-3			FC3-6	G4-3		L9		F8	6	0	1	1	0	0	5	<b>Philadelphia Phillies @ Florida Marlins</b> Dolphin Stadium, Miami, FL Thu Sep 07 2006, 7:05 PM EDT Att: 12,712 - Clear - 87 F					
8 Shane Victorino, S OBP: 0.357, SLG: 0.438	L8	P4				G3			HR	5	2	2	0	1	0	1						
26 Chase Utley, L OBP: 0.374, SLG: 0.520			G4-3	G3		F8			F8	6	1	2	3	0	0	3						
6 Ryan Howard, L OBP: 0.403, SLG: 0.665	L9									4	3	2	1	2	1	2						
Jeff Conine, R OBP: 0.328, SLG: 0.410										6	2	3	3	0	1	1						
45 Tom Gordon, R										0	0	0	0	0	0	0						
David Dellucci, L OBP: 0.371, SLG: 0.555										1	1	1	0	2	0	0						
4 Danny Sandoval, S OBP: 0.294, SLG: 0.207										1	0	1	0	0	0	0						
29 Chris Roberson, S OBP: 0.211, SLG: 0.263										2	2	1	0	0	0	0						
27 Chris Coste, R OBP: 0.374, SLG: 0.524										6	2	2	4	0	1	6						
Abraham Nunez, S OBP: 0.265, SLG: 0.246										3	1	0	1	2	1	3						
21 Jon Lieber, L OBP: 0.163, SLG: 0.089										2	0	1	0	1	0	1						
Geoff Geary, R OBP: 0.406, SLG: 0.500										0	0	0	0	0	0	0						
Pat Burrell, R OBP: 0.386, SLG: 0.494										1	0	0	0	0	0	1						
Rick White, R OBP: 0.304, SLG: 0.454										0	0	0	0	0	0	0						
40 Matt Smith, L OBP: 0.301, SLG: 0.500										0	0	0	0	0	0	0						
Randal Simon, L OBP: 0.270, SLG: 0.350										1	0	1	1	0	0	0						
Arthur Rhodes, L OBP: 0.270, SLG: 0.350										0	0	0	0	0	0	0						
9 Michael Bourn, L										0	0	0	0	0	0	0						
<b>Inning Stats</b>	R: 0 E: 0 K: 0 S: 9	H: 1 LOB: 1 BB: 0 P: 14	R: 3 E: 0 K: 0 S: 16	H: 3 LOB: 1 BB: 1 P: 24	R: 1 E: 0 K: 0 S: 9	H: 2 LOB: 1 BB: 0 P: 15	R: 0 E: 0 K: 1 S: 9	H: 1 LOB: 2 BB: 1 P: 16	R: 1 E: 0 K: 0 S: 12	H: 2 LOB: 3 BB: 2 P: 24	R: 0 E: 0 K: 1 S: 9	H: 0 LOB: 1 BB: 1 P: 15	R: 5 E: 0 K: 1 S: 23	H: 4 LOB: 1 BB: 1 P: 34	R: 1 E: 1 K: 0 S: 11	H: 1 LOB: 2 BB: 1 P: 16	R: 3 E: 0 K: 1 S: 13	H: 3 LOB: 1 BB: 1 P: 22	1B: 8 2B: 2 3B: 3 HR: 4	SF: 0 SAC: 0 DP: 0 HBP: 0	WP: 1 PB: 0 SB: 2 CS: 0	PA: 52
<b>PITCHER</b>	IP WLS BF H R ER SO BB IBB HBP BLK WP HR S P ERA WHIP																					
55 Josh Johnson, R ERA: 3.2	4.2 L 27 9 5 5 1 4 0 0 0 0 0 1 51 88 9.64 2.786																					
Matt Herges, R ERA: 3.5	0.1 1 0 0 0 0 0 0 0 0 0 0 0 4 5 0.00 0.000																					
37 Rencyel Pinto, L ERA: 4.22	1.0 7 2 3 3 1 2 0 0 0 0 0 1 17 27 27.00 4.000																					
Randy Messenger, R ERA: 6.57	1.0 5 2 2 2 1 0 0 0 0 0 1 1 15 22 18.00 2.000																					
Chris Resop, R ERA: 2.93	1.0 5 1 1 0 0 1 0 0 0 0 0 0 11 16 0.00 2.000																					

AB	44
R	14
H	17
RBI	14
BB	8
SO	4
LOB	23



Batter	1	2	3	4	5	6	7	8	9	AB	R	H	RBI	BB	SO	LOB	BOTTOM						
2 Hanley Ramirez, R OBP: 0.347, SLG: 0.456	F9				G3					3	1	0	0	2	1	1	<b>Philadelphia Phillies @ Florida Marlins</b> Dolphin Stadium, Miami, FL Thu Sep 07 2006, 7:05 PM EDT Att: 12,712 - Clear - 87 F						
6 Dan Uggla, R OBP: 0.348, SLG: 0.489	F8									5	0	0	0	0	2	4							
Miguel Cabrera, R OBP: 0.427, SLG: 0.586										5	3	4	2	0	0	0							
14 Josh Willingham, R OBP: 0.357, SLG: 0.496										5	2	2	3	0	2	3							
17 Mike Jacobs, L OBP: 0.328, SLG: 0.488										5	1	2	2	0	2	2							
Joe Borchard, S OBP: 0.328, SLG: 0.407										4	0	1	0	0	2	2							
Miguel Olivo, R OBP: 0.292, SLG: 0.441										4	0	1	1	0	1	1							
4 Alfredo Amezaga, S OBP: 0.341, SLG: 0.359										4	0	1	0	0	0	2							
55 Jon Lieber, L OBP: 0.163, SLG: 0.089										0	0	0	0	0	0	0							
Matt Herges, R ERA: 3.5										0	0	0	0	0	0	0							
Randy Messenger, R ERA: 6.57										0	0	0	0	0	0	0							
Chris Resop, R ERA: 2.93										0	0	0	0	0	0	0							
Wes Helms, R ERA: 5.16										0	0	0	0	0	0	0							
<b>Inning Stats</b>	R: 3 E: 0 K: 0 S: 15	H: 4 LOB: 1 BB: 0 P: 26	R: 0 E: 0 K: 2 S: 9	H: 1 LOB: 1 BB: 0 P: 17	R: 0 E: 0 K: 2 S: 10	H: 0 LOB: 0 BB: 0 P: 15	R: 0 E: 0 K: 1 S: 6	H: 0 LOB: 0 BB: 0 P: 9	R: 0 E: 0 K: 1 S: 8	H: 0 LOB: 0 BB: 0 P: 13	R: 1 E: 0 K: 2 S: 20	H: 3 LOB: 2 BB: 0 P: 26	R: 4 E: 0 K: 2 S: 14	H: 3 LOB: 0 BB: 1 P: 26	R: 0 E: 0 K: 0 S: 8	H: 0 LOB: 0 BB: 0 P: 16		R: 0 E: 0 K: 0 S: 14	H: 1 LOB: 2 BB: 1 P: 27	1B: 8 2B: 1 3B: 0 HR: 3	SF: 0 SAC: 1 DP: 0 HBP: 0	WP: 0 PB: 0 SB: 0 CS: 0	PA: 41
<b>PITCHER</b>	IP WLS BF H R ER SO BB IBB HBP BLK WP HR S P ERA WHIP																						
21 Jon Lieber, R ERA: 4.99	1.1 0.2 H 3 1 0 0 1 0 0 0 0 0 0 10 13 0.00 1.500																						
Geoff Geary, R ERA: 3.04	0.1 5 3 4 4 0 1 0 0 0 0 0 1 7 17 108.00 12.000																						
Rick White, R ERA: 5.63	0.1 H 2 0 0 0 2 0 0 0 0 0 0 0 7 9 0.00 0.000																						
40 Matt Smith, L ERA	1.0 H 3 0 0 0 0 0 0 0 0 0 0 0 8 16 0.00 0.000																						
Arthur Rhodes, L ERA: 5.16																							

AB	38
R	8
H	12
RBI	8
BB	2
SO	10
LOB	15






Batter	1	2	3	4	5	6	7	8	9	AB	R	H	RBI	BB	SO	LOB	TOP						
11 Jimmy Rollins, S OBP: 0.339, SLG: 0.465	F8		G6-3		K				F8	5	0	1	0	0	1	1							
8 Shane Victorino, S OBP: 0.356, SLG: 0.436	P4		P4							4	1	1	0	0	0	1							
26 Chase Utley, L OBP: 0.372, SLG: 0.517	G3				K					4	0	0	0	0	2	1							
6 Ryan Howard, L OBP: 0.406, SLG: 0.679		G3								4	2	3	3	0	0	0							
Jeff Conine, R OBP: 0.329, SLG: 0.411					F7					4	0	2	0	0	0	1							
Pat Burrell, R OBP: 0.379, SLG: 0.494										4	0	1	0	0	1	3							
29 Chris Roberson, S OBP: 0.211, SLG: 0.263	K				G4-3					0	0	0	0	0	0	0							
27 Chris Coste, R OBP: 0.371, SLG: 0.514										3	0	0	0	1	2	2							
José Hernández, R OBP: 0.331, SLG: 0.359										3	0	0	0	1	1	2							
Jamie Moyer, L OBP: 0.077, SLG: 0.077										3	0	0	0	0	1	1							
Randall Simon, L OBP: 0.500, SLG: 0.429										1	0	0	0	0	0	0							
45 Tom Gordon, R										0	0	0	0	0	0	0							
<b>Inning Stats</b>	R: 0 E: 0 K: 0 S: 7	H: 0 LOB: 0 BB: 0 P: 9	R: 0 E: 0 K: 2 S: 14	H: 1 LOB: 2 BB: 1 P: 25	R: 0 E: 0 K: 0 S: 7	H: 0 LOB: 0 BB: 0 P: 8	R: 0 E: 0 K: 1 S: 7	H: 1 LOB: 1 BB: 0 P: 8	R: 0 E: 0 K: 3 S: 9	H: 0 LOB: 1 BB: 1 P: 13	R: 2 E: 0 K: 1 S: 16	H: 3 LOB: 1 BB: 0 P: 26	R: 0 E: 0 K: 0 S: 10	H: 1 LOB: 1 BB: 0 P: 10	R: 1 E: 0 K: 1 S: 10	H: 2 LOB: 1 BB: 0 P: 12	R: 0 E: 0 K: 0 S: 5	H: 0 LOB: 0 BB: 0 P: 10	1B: 3 2B: 2 3B: 1 HR: 2	SF: 0 SAC: 0 DP: 0 HBP: 0	WP: 0 PB: 0 SB: 0 CS: 0	PA: 37	
<b>PITCHER</b>	IP WLS BF H R ER SO BB IBB HBP BLK WP HR S P ERA WHIP	IP WLS BF H R ER SO BB IBB HBP BLK WP HR S P ERA WHIP	IP WLS BF H R ER SO BB IBB HBP BLK WP HR S P ERA WHIP	IP WLS BF H R ER SO BB IBB HBP BLK WP HR S P ERA WHIP	IP WLS BF H R ER SO BB IBB HBP BLK WP HR S P ERA WHIP	IP WLS BF H R ER SO BB IBB HBP BLK WP HR S P ERA WHIP	IP WLS BF H R ER SO BB IBB HBP BLK WP HR S P ERA WHIP	IP WLS BF H R ER SO BB IBB HBP BLK WP HR S P ERA WHIP	IP WLS BF H R ER SO BB IBB HBP BLK WP HR S P ERA WHIP	IP WLS BF H R ER SO BB IBB HBP BLK WP HR S P ERA WHIP	IP WLS BF H R ER SO BB IBB HBP BLK WP HR S P ERA WHIP	IP WLS BF H R ER SO BB IBB HBP BLK WP HR S P ERA WHIP	IP WLS BF H R ER SO BB IBB HBP BLK WP HR S P ERA WHIP	IP WLS BF H R ER SO BB IBB HBP BLK WP HR S P ERA WHIP	IP WLS BF H R ER SO BB IBB HBP BLK WP HR S P ERA WHIP	IP WLS BF H R ER SO BB IBB HBP BLK WP HR S P ERA WHIP	IP WLS BF H R ER SO BB IBB HBP BLK WP HR S P ERA WHIP	IP WLS BF H R ER SO BB IBB HBP BLK WP HR S P ERA WHIP	IP WLS BF H R ER SO BB IBB HBP BLK WP HR S P ERA WHIP	IP WLS BF H R ER SO BB IBB HBP BLK WP HR S P ERA WHIP	IP WLS BF H R ER SO BB IBB HBP BLK WP HR S P ERA WHIP	IP WLS BF H R ER SO BB IBB HBP BLK WP HR S P ERA WHIP	IP WLS BF H R ER SO BB IBB HBP BLK WP HR S P ERA WHIP

Philadelphia Phillies @ Florida Marlins  
Dolphin Stadium, Miami, FL  
Fri Sep 08 2006, 7:35 PM EDT  
Att: 21,432 - Clear - 81 F


AB 35  
R 3  
H 8  
RBI 3  
BB 2  
SO 8  
LOB 12



Batter	1	2	3	4	5	6	7	8	9	AB	R	H	RBI	BB	SO	LOB	BOTTOM						
2 Hanley Ramirez, R OBP: 0.345, SLG: 0.453	K		F9							4	0	0	0	0	1	0							
6 Dan Uggla, R OBP: 0.348, SLG: 0.489	G6-3		G6-3							4	0	1	0	0	1	0							
Miguel Cabrera, R OBP: 0.427, SLG: 0.587	G6-3									3	1	1	0	0	0	1							
14 Josh Willingham, R OBP: 0.354, SLG: 0.492	G3									4	0	0	0	0	0	3							
Wes Helms, R OBP: 0.381, SLG: 0.538										3	1	2	0	0	1	0							
17 Mike Jacobs, L OBP: 0.327, SLG: 0.488										0	0	0	1	0	0	0							
Joe Borchard, S OBP: 0.322, SLG: 0.399										4	0	0	0	0	1	2							
Miguel Olivo, R OBP: 0.294, SLG: 0.448										3	0	2	1	0	0	0							
4 Alfredo Amezaga, S OBP: 0.338, SLG: 0.355										3	0	0	0	0	1	2							
Scott Olsen, L OBP: 0.184, SLG: 0.224										2	0	0	0	0	0	1							
57 Taylor Tankersley, L OBP: 0.294, SLG: 0.431										0	0	0	0	0	0	0							
12 Cody Ross, R OBP: 0.294, SLG: 0.431										1	0	0	0	0	0	0							
Joe Borowski, R										0	0	0	0	0	0	0							
<b>Inning Stats</b>	R: 0 E: 0 K: 1 S: 11	H: 1 LOB: 1 BB: 0 P: 17	R: 1 E: 0 K: 0 S: 9	H: 2 LOB: 1 BB: 0 P: 11	R: 0 E: 0 K: 0 S: 6	H: 0 LOB: 0 BB: 0 P: 10	R: 0 E: 0 K: 0 S: 6	H: 1 LOB: 0 BB: 0 P: 7	R: 0 E: 0 K: 1 S: 8	H: 0 LOB: 0 BB: 0 P: 12	R: 0 E: 0 K: 1 S: 10	H: 0 LOB: 0 BB: 0 P: 14	R: 0 E: 0 K: 0 S: 5	H: 0 LOB: 0 BB: 0 P: 7	R: 1 E: 0 K: 1 S: 9	H: 1 LOB: 0 BB: 0 P: 13	1B: 3 2B: 2 3B: 1 HR: 0	SF: 1 SAC: 0 DP: 1 HBP: 1	WP: 0 PB: 0 SB: 0 CS: 0	PA: 33			
<b>PITCHER</b>	IP WLS BF H R ER SO BB IBB HBP BLK WP HR S P ERA WHIP	IP WLS BF H R ER SO BB IBB HBP BLK WP HR S P ERA WHIP	IP WLS BF H R ER SO BB IBB HBP BLK WP HR S P ERA WHIP	IP WLS BF H R ER SO BB IBB HBP BLK WP HR S P ERA WHIP	IP WLS BF H R ER SO BB IBB HBP BLK WP HR S P ERA WHIP	IP WLS BF H R ER SO BB IBB HBP BLK WP HR S P ERA WHIP	IP WLS BF H R ER SO BB IBB HBP BLK WP HR S P ERA WHIP	IP WLS BF H R ER SO BB IBB HBP BLK WP HR S P ERA WHIP	IP WLS BF H R ER SO BB IBB HBP BLK WP HR S P ERA WHIP	IP WLS BF H R ER SO BB IBB HBP BLK WP HR S P ERA WHIP	IP WLS BF H R ER SO BB IBB HBP BLK WP HR S P ERA WHIP	IP WLS BF H R ER SO BB IBB HBP BLK WP HR S P ERA WHIP	IP WLS BF H R ER SO BB IBB HBP BLK WP HR S P ERA WHIP	IP WLS BF H R ER SO BB IBB HBP BLK WP HR S P ERA WHIP	IP WLS BF H R ER SO BB IBB HBP BLK WP HR S P ERA WHIP	IP WLS BF H R ER SO BB IBB HBP BLK WP HR S P ERA WHIP	IP WLS BF H R ER SO BB IBB HBP BLK WP HR S P ERA WHIP	IP WLS BF H R ER SO BB IBB HBP BLK WP HR S P ERA WHIP	IP WLS BF H R ER SO BB IBB HBP BLK WP HR S P ERA WHIP	IP WLS BF H R ER SO BB IBB HBP BLK WP HR S P ERA WHIP	IP WLS BF H R ER SO BB IBB HBP BLK WP HR S P ERA WHIP	IP WLS BF H R ER SO BB IBB HBP BLK WP HR S P ERA WHIP	IP WLS BF H R ER SO BB IBB HBP BLK WP HR S P ERA WHIP

Philadelphia Phillies @ Florida Marlins  
Dolphin Stadium, Miami, FL  
Fri Sep 08 2006, 7:35 PM EDT  
Att: 21,432 - Clear - 81 F

AB 31  
R 2  
H 6  
RBI 2  
BB 0  
SO 5  
LOB 9









Batter	1	2	3	4	5	6	7	8	9	AB	R	H	RBI	BB	SO	LOB	TOP					
11 Jimmy Rollins, S OBP: 0.335, SLG: 0.458			G1-3			G6-3			G4-3	4	0	0	0	0	1	0	Philadelphia Phillies @ Florida Marlins Dolphin Stadium, Miami, FL Sun Sep 10 2006, 1:05 PM EDT Att: 20,308 - Partly Cloudy - 89 F					
8 Shane Victorino, S OBP: 0.357, SLG: 0.431						G5-3			L7	3	0	0	0	0	0	0						
26 Chase Utley, L OBP: 0.374, SLG: 0.525						G4-3				4	0	0	0	0	3	1						
6 Ryan Howard, L OBP: 0.413, SLG: 0.682						G4-3				3	0	2	0	0	0	0						
Jeff Conine, R OBP: 0.328, SLG: 0.407						G4-6-3				2	0	0	0	1	1	1						
Pat Burrell, R OBP: 0.375, SLG: 0.485									P4	3	0	0	0	0	2	2						
27 Chris Coste, R OBP: 0.364, SLG: 0.503										3	0	0	0	0	3	2						
Abraham Nunez, S OBP: 0.266, SLG: 0.248									F8	3	0	1	0	0	0	2						
35 Cole Hamels, L OBP: 0.296, SLG: 0.195 4 Darryl Sandovol, S OBP: 0.296, SLG: 0.200 63 Ryan Madison, L OBP: 0.226, SLG: 0.212 Aaron Fultz, L OBP: 0.266, SLG: 0.332 José Hernández, R OBP: 0.266, SLG: 0.332 Rick White, R OBP: 0.266, SLG: 0.332										1	0	0	0	0	1	0	<div style="text-align: right;"> <b>AB</b> 28  <b>R</b> 0  <b>H</b> 3  <b>RBI</b> 0  <b>BB</b> 1  <b>SO</b> 12  <b>LOB</b> 9 </div>					
<b>Inning Stats</b>	R: 0 E: 0 K: 2 S: 8	H: 0 LOB: 0 BB: 0 P: 12	R: 0 E: 0 K: 2 S: 15	H: 1 LOB: 2 BB: 1 P: 27	R: 0 E: 0 K: 2 S: 14	H: 0 LOB: 1 BB: 0 P: 18	R: 0 E: 0 K: 1 S: 6	H: 1 LOB: 0 BB: 0 P: 9	R: 0 E: 0 K: 1 S: 5	H: 1 LOB: 0 BB: 0 P: 5	R: 0 E: 0 K: 0 S: 6	H: 0 LOB: 0 BB: 0 P: 10	R: 0 E: 0 K: 1 S: 8	H: 0 LOB: 0 BB: 0 P: 15	R: 0 E: 0 K: 2 S: 10	H: 0 LOB: 0 BB: 0 P: 14		R: 0 E: 0 K: 1 S: 8	H: 0 LOB: 0 BB: 0 P: 12	1B: 3 2B: 0 3B: 0 HR: 0	SF: 0 SAC: 0 DP: 2 HBP: 1	WP: 0 PB: 0 SB: 0 CS: 0
<b>PITCHER</b> Dontrelle Willis, L ERA: 3.75	IP: 9.0 WLS: W BF: 30 H: 3 R: 0 ER: 0 SO: 12 BB: 1 IBB: 0 HBP: 1 BLK: 0 WP: 0 HR: 0 S: 80 P: 122 ERA: 0.00 WHIP: 0.444																					

Batter	1	2	3	4	5	6	7	8	9	AB	R	H	RBI	BB	SO	LOB	BOTTOM					
2 Hanley Ramirez, R OBP: 0.353, SLG: 0.459						F9				4	1	3	0	1	0	1	Philadelphia Phillies @ Florida Marlins Dolphin Stadium, Miami, FL Sun Sep 10 2006, 1:05 PM EDT Att: 20,308 - Partly Cloudy - 89 F					
6 Dan Uggla, R OBP: 0.347, SLG: 0.491						G6-3			F9	5	1	1	0	0	1	6						
Miguel Cabrera, R OBP: 0.429, SLG: 0.584										2	1	2	1	2	0	0						
14 Josh Willingham, R OBP: 0.355, SLG: 0.491										3	0	1	0	1	1	6						
Wes Helms, R OBP: 0.377, SLG: 0.534										2	0	1	2	0	0	0						
12 Cody Ross, R OBP: 0.295, SLG: 0.426										3	0	0	0	0	2	3						
4 Alfredo Amezaga, S OBP: 0.334, SLG: 0.349										4	0	0	0	0	0	4						
20 Matt Treanor, R OBP: 0.318, SLG: 0.307										4	0	2	0	0	0	0						
Dontrelle Willis, L ERA: 0.183, SLG: 0.200										2	0	0	0	1	1	1	<div style="text-align: right;"> <b>AB</b> 29  <b>R</b> 3  <b>H</b> 10  <b>RBI</b> 3  <b>BB</b> 5  <b>SO</b> 5  <b>LOB</b> 21 </div>					
<b>Inning Stats</b>	R: 2 E: 0 K: 1 S: 19	H: 2 LOB: 2 BB: 2 P: 34	R: 0 E: 0 K: 1 S: 11	H: 2 LOB: 3 BB: 1 P: 22	R: 0 E: 0 K: 0 S: 5	H: 1 LOB: 0 BB: 0 P: 10	R: 0 E: 0 K: 1 S: 11	H: 1 LOB: 3 BB: 2 P: 24	R: 0 E: 0 K: 0 S: 6	H: 0 LOB: 0 BB: 0 P: 9	R: 0 E: 0 K: 0 S: 8	H: 1 LOB: 1 BB: 0 P: 9	R: 1 E: 0 K: 0 S: 8	H: 2 LOB: 1 BB: 0 P: 15	R: 0 E: 0 K: 1 S: 11	H: 1 LOB: 1 BB: 0 P: 17		R: 0 E: 0 K: 1 S: 8	H: 0 LOB: 0 BB: 0 P: 12	1B: 7 2B: 4 3B: 0 HR: 0	SF: 2 SAC: 1 DP: 2 HBP: 1	WP: 1 PB: 0 SB: 1 CS: 0
<b>PITCHER</b> 35 Cole Hamels, L ERA: 4.34 63 Ryan Madison, R ERA: 5.89 Aaron Fultz, L ERA: 4.91 Rick White, R ERA: 5.53	IP: 4.0 WLS: L BF: 22 H: 6 R: 2 ER: 2 SO: 3 BB: 4 IBB: 1 HBP: 0 BLK: 0 WP: 1 HR: 0 S: 20 P: 29 ERA: 4.50 WHIP: 2.500																					



Batter	1	2	3	4	5	6	7	8	9	AB	R	H	RBI	BB	SO	LOB	TOP		
11 Jimmy Rollins, S OBP: 0.337, SLG: 0.459	2-1 6 BB 1B		3-2 6 SF8 26 BB 2B 1B		1-1 G3			1-2 E9 8 BB 1B	1-0 G4-3	5	2	3	0	0	0	0	Philadelphia Phillies @ Atlanta Braves Turner Field, Atlanta, GA Wed Sep 13 2006, 4:35 PM EDT Overcast - 70 F		
8 Shane Victorino, S OBP: 0.356, SLG: 0.429	1-0 L8		0-1 L9		1-0 L7			2-1 WP E 1B		4	1	1	1	0	0	3			
26 Chase Utley, L OBP: 0.373, SLG: 0.522	0-1 F8		4-1 2B BB		2-2 G4-3			0-3 K		3	1	0	0	1	1	2			
6 Ryan Howard, L OBP: 0.412, SLG: 0.679	4-2 BB		3-2 SF8			0-3 K		3-3 K		2	0	0	1	1	2	1			
Jeff Conine, R OBP: 0.330, SLG: 0.411 9 Michael Bourn, L (9, 9)	1-1 G3		2-0 2B		2-0 F8			1-2 WP E 1B		4	1	2	2	0	0	2			
David Dellucci, L OBP: 0.370, SLG: 0.547 29 Chris Roberson, S OBP: 0.211, SLG: 0.263		3-2 F8	3-1 G4-3		2-2 F7			2-2 E7		4	0	0	0	0	0	1			
27 Chris Coste, R OBP: 0.355, SLG: 0.490		2-2 F9		1-2 G5-3				0-0 G5-3		4	0	0	0	0	0	1			
Abraham Nunez, S OBP: 0.263, SLG: 0.244		0-1 G6-3		1-0 F7					0-0 P6	4	0	0	0	0	0	0			
Randy Wolf, L Joe Thurston, L 58 Eude Brito, L 4 Danny Sandoval, S Rick White, R Aaron Fultz, L Randal Simon, L 45 Tom Gordon, R			2-2 26 BB 11 BB 6 SF8 HBP		0-1 G1-3				2-1 F7	0	0	0	0	0	0	0			
<b>Inning Stats</b>	R: 0 E: 0 K: 0 S: 11	H: 1 LOB: 2 BB: 1 P: 19	R: 0 E: 0 K: 0 S: 10	H: 0 LOB: 0 BB: 0 P: 15	R: 3 E: 0 K: 0 S: 16	H: 2 LOB: 1 BB: 1 P: 33	R: 0 E: 0 K: 0 S: 7	H: 0 LOB: 0 BB: 0 P: 9	R: 0 E: 0 K: 1 S: 8	H: 0 LOB: 0 BB: 0 P: 12	R: 0 E: 0 K: 1 S: 9	H: 0 LOB: 0 BB: 0 P: 17	R: 3 E: 2 K: 2 S: 16	H: 3 LOB: 1 BB: 0 P: 26	R: 0 E: 0 K: 2 S: 4	H: 0 LOB: 0 BB: 0 P: 7		1B: 5 2B: 1 3B: 0 HR: 0	SF: 1 SAC: 0 DP: 0 HBP: 1
<b>PITCHER</b>	IP WLS BF H R ER SO BB IBB HBP BLK WP HR S P ERA WHIP																		
26 Kyle Davies, R ERA: 7.69	(1, 1) 2.2 14 3 3 3 0 2 0 1 0 0 0 35 62 10.12 1.875																		
Oscar Villarreal, R ERA: 3.98	(3, 1) 3.1 10 0 0 0 1 0 0 0 0 0 0 24 37 0.00 0.000																		
Tyler Yates, R ERA: 3.93	(7, 1) 1.0 H 3 0 0 0 0 0 0 0 0 0 9 17 0.00 0.000																		
49 Macay McBride, L ERA: 3.56	(8, 1) 0.2 H 4 2 2 1 2 0 0 0 0 0 0 11 17 13.50 3.000																		
54 Chad Paronto, R ERA: 2.82	(8, 1) 1.1 L 6 1 1 0 0 0 0 0 0 0 1 0 9 16 0.00 0.750																		

Batter	1	2	3	4	5	6	7	8	9	AB	R	H	RBI	BB	SO	LOB	BOTTOM		
14 Willy Aybar, S OBP: 0.345, SLG: 0.368	1-1 11 BB 2B 1B	1-0 G4-3 11 BB 2B		1-0 F8		1-0 G6-3			2-3 K	5	2	2	0	0	1	0	Philadelphia Phillies @ Atlanta Braves Turner Field, Atlanta, GA Wed Sep 13 2006, 4:35 PM EDT Overcast - 70 F		
Marcus Giles, R OBP: 0.348, SLG: 0.400	1-1 F9	0-0 G4-3		4-2 11 BB G4-3 BB		0-1 F9		1-3 K	4	0	0	0	1	1	2				
11 Edgar Renteria, R OBP: 0.366, SLG: 0.433	1-2 23 FC5-4 1B	1-0 2B		0-0 G4-3		0-1 L4			4	1	2	1	0	0	1				
Andrew Jones, R OBP: 0.359, SLG: 0.507	2-2 23 E 2B	0-0 P2		4-0 IBB		2-3 K			3	1	1	1	1	1	1				
7 Jeff Francoeur, R OBP: 0.293, SLG: 0.443	4-2 23 FC5-4 BB	0-3 K		1-1 G5-3		1-0 G6-3			3	0	0	0	1	1	3				
23 Matt Diaz, R OBP: 0.374, SLG: 0.480	3-2 FC5-4 S		2-2 F7		0-0 F7			2-2 L4	4	0	0	1	0	0	1				
Todd Pratt, R OBP: 0.262, SLG: 0.318 8 Brayan Peña, S OBP: 0.314, SLG: 0.412	4-1 BB		4-2 BB		1-0 G5-3			3-3 K	1	0	0	0	2	0	0				
Scott Thorman, L OBP: 0.274, SLG: 0.438 24 Martin Prado, R OBP: 0.313, SLG: 0.387 Daryle Ward, L OBP: 0.372, SLG: 0.525	0-0 G4-3		0-1 F9		3-3 K			2-1 P3	3	0	0	0	0	1	3				
26 Kyle Davies, R Oscar Villarreal, R Brian Jordan, R Tyler Yates, R 49 Macay McBride, L 54 Chad Paronto, R Adam LaRoche, L		3-2 HR	0-3 K		0-1 F8			3-1 G3-1	1	1	1	1	0	0	0				
<b>Inning Stats</b>	R: 3 E: 1 K: 0 S: 19	H: 3 LOB: 2 BB: 2 P: 36	R: 2 E: 0 K: 1 S: 11	H: 3 LOB: 1 BB: 0 P: 16	R: 0 E: 0 K: 1 S: 15	H: 0 LOB: 1 BB: 1 P: 21	R: 0 E: 0 K: 0 S: 7	H: 0 LOB: 2 BB: 2 P: 17	R: 0 E: 0 K: 1 S: 5	H: 0 LOB: 0 BB: 0 P: 9	R: 0 E: 0 K: 1 S: 6	H: 0 LOB: 0 BB: 0 P: 9	R: 0 E: 0 K: 1 S: 10	H: 0 LOB: 0 BB: 0 P: 17	R: 0 E: 0 K: 2 S: 8	H: 0 LOB: 0 BB: 0 P: 14		1B: 2 2B: 3 3B: 0 HR: 1	SF: 0 SAC: 0 DP: 0 HBP: 0
<b>PITCHER</b>	IP WLS BF H R ER SO BB IBB HBP BLK WP HR S P ERA WHIP																		
Randy Wolf, L ERA: 5.56	(1, 1) 2.0 14 6 5 4 1 2 0 0 0 0 0 30 52 18.00 4.000																		
58 Eude Brito, L ERA: 6.49	(3, 1) 4.0 15 0 0 0 2 2 1 0 0 0 0 32 53 0.00 0.500																		
Rick White, R ERA: 5.37	(7, 1) 1.2 W 5 0 0 0 2 0 0 0 0 0 0 14 22 0.00 0.000																		
Aaron Fultz, L ERA: 4.88	(8, 1) 0.1 H 1 0 0 0 0 0 0 0 0 0 0 2 4 0.00 0.000																		
45 Tom Gordon, R ERA: 3.27	(9, 1) 1.0 S 3 0 0 0 2 0 0 0 0 0 0 8 14 0.00 0.000																		





Batter	1	2	3	4	5	6	7	8	9	AB	R	H	RBI	BB	SO	LOB	TOP								
11 Jimmy Rollins, S OBP: 0.339, SLG: 0.463	4-2 8 G3 1B BB	1 SAFE 0-0 1-H HR		1-2 G3		4-1 6 L4-6 8 1B BB		2-3 K		3	1	2	2	1	1		Philadelphia Phillies @ Atlanta Braves Turner Field, Atlanta, GA Wed Sep 13 2006, 4:40 PM EDT Att: 22,239 - Cloudy - 66 F								
8 Shane Victorino, S OBP: 0.357, SLG: 0.427	1 SAFE 0-1 G3	4-1 26 S BB		1-2 F7		0-0 1B		0-3 K		4	0	1	0	1	1	2									
26 Chase Utley, L OBP: 0.372, SLG: 0.520	0-0 1B 2-H	1 SAFE 2-2 F8		0-3 K		2-3 K			2-3 K	5	0	1	0	0	3	3									
6 Ryan Howard, L OBP: 0.413, SLG: 0.680	4-0 1B IBB		3-2 G4-3		2-0 51 1B G1-3 1B	0-1 L4-6			3-1 WP 1B 2B	4	2	2	0	1	0	2									
Jeff Conine, R OBP: 0.331, SLG: 0.409	0-0 1B		0-0 F9		3-1 G1-3		0-1 L7		4-0 WP 1B IBB	4	1	1	0	1	0	1									
63 Ryan Madson, L OBP: 0.206, SLG: 0.212	1-2 2-3 1B		1-2 F9		1-2 K		2-2 F7		1-3 K	4	1	1	0	0	2	4									
David Dellucci, L OBP: 0.386, SLG: 0.542	1-2 K		3-2 51 HR 1B		3-3 K		2-2 F7		1-3 K	0	0	0	0	0	0	0									
Pat Burrell, R OBP: 0.375, SLG: 0.485									1-2 2-3	1	0	0	0	0	1	2									
Randall Simon, L OBP: 0.364, SLG: 0.300									1-2 2-3	0	0	0	0	0	0	0									
29 Chris Roberson, S OBP: 0.211, SLG: 0.263										0	0	0	0	0	0	0									
51 Carlos Ruiz, R OBP: 0.281, SLG: 0.424		1-2 K	0-0 1-H HR		1-2 2-H 1B		0-0 F8		4-2 1B BB	4	1	2	3	1	1	0									
Abraham Nunez, S OBP: 0.275, SLG: 0.253		0-0 11 HR 1B	1-0 1B		4-0 IBB		4-2 21 SH3-4 BB		3-2 1B	3	1	3	2	2	0	0									
21 Jon Lieber, L OBP: 0.154, SLG: 0.083	0-3 K		1-3 K		0-2 G4-3		1-0 SH3-4		3-3 K	3	0	0	0	0	2	4									
Aaron Fultz, L OBP: 0.400, SLG: 0.500										0	0	0	0	0	0	0									
Geoff Geary, R OBP: 0.400, SLG: 0.500										0	0	0	0	0	0	0									
9 Michael Bourn, L OBP: 0.211, SLG: 0.263										1	0	0	0	0	1	2									
<b>Inning Stats</b>	R: 0 E: 0 K: 1 S: 11	H: 2 LOB: 3 BB: 2 P: 20	R: 2 E: 0 K: 2 S: 12	H: 2 LOB: 1 BB: 1 P: 19	R: 2 E: 0 K: 1 S: 12	H: 3 LOB: 1 BB: 0 P: 20	R: 0 E: 0 K: 1 S: 9	H: 0 LOB: 0 BB: 0 P: 11	R: 1 E: 0 K: 1 S: 12	H: 2 LOB: 2 BB: 1 P: 25	R: 0 E: 0 K: 1 S: 7	H: 1 LOB: 1 BB: 1 P: 13	R: 0 E: 0 K: 0 S: 6	H: 0 LOB: 0 BB: 0 P: 8	R: 0 E: 0 K: 2 S: 9	H: 0 LOB: 1 BB: 1 P: 16	R: 2 E: 0 K: 3 S: 17	H: 2 LOB: 2 BB: 2 P: 37	1B: 9 2B: 2 3B: 0 HR: 2	SF: 0 SAC: 1 DP: 1 HBP: 0	WP: 1 PB: 0 SB: 1 CS: 0	PA: 45			
<b>PITCHER</b>	IP WLS BF H R ER SO BB IBB HBP BLK WP HR S P ERA WHIP	5.0 L 27 9 5 5 6 2 2 0 0 0 2 56 95 9.00 2.200	1.0 4 1 0 0 1 1 0 0 0 0 0 7 13 0.00 2.000	1.0 3 0 0 0 0 0 0 0 0 0 0 6 8 0.00 0.000	1.0 4 0 0 0 2 1 0 0 0 0 0 9 16 0.00 1.000	0.1 3 1 2 2 1 0 1 0 0 0 0 6 15 54.00 3.000	0.2 4 1 0 0 2 1 0 0 0 0 0 0 4 1 13.5																		

Batter	1	2	3	4	5	6	7	8	9	AB	R	H	RBI	BB	SO	LOB	BOTTOM							
Marcus Giles, R OBP: 0.346, SLG: 0.397	0-2 G6-3		0-0 G5-3		0-0 F9			2-2 F7		4	0	0	0	0	0	1	Philadelphia Phillies @ Atlanta Braves Turner Field, Atlanta, GA Wed Sep 13 2006, 4:40 PM EDT Att: 22,239 - Cloudy - 66 F							
11 Edgar Renteria, R OBP: 0.385, SLG: 0.431	0-0 F9			0-1 F9	3-2 G5-3		0-0 FC4-6 1B		4	0	1	0	0	0	1									
Adam LaRoche, L OBP: 0.367, SLG: 0.596	2-2 HR			0-0 16 1B 1B		1-1 L8		3-2 FC4-6		4	1	2	1	0	0	1								
Andruw Jones, R OBP: 0.358, SLG: 0.505	0-0 P4			1-0 16 1B 1B	1-2 1B	1-2 G6-3		3-3 K		4	0	1	0	0	1	1								
16 Brian McCann, L OBP: 0.392, SLG: 0.560		0-1 G3-6-3 1B		1-1 1B	1-2 2-3 1B	0-0 HR		2-1 F7		4	1	3	1	0	0	0								
7 Jeff Francoeur, R OBP: 0.293, SLG: 0.441		3-3 K		0-1 F5		0-2 F8		1-2 1B		4	0	1	0	0	1	4								
Ryan Langerhans, L OBP: 0.343, SLG: 0.377		2-1 G3-6-3		0-0 F7			1-3 K		2-3 K	4	0	0	0	0	2	5								
14 Willy Aybar, S OBP: 0.343, SLG: 0.365			2-1 G4-3		1-1 4 FC6-4 1B		3-1 F8		1-3 K	4	0	1	0	0	1	1								
15 Tim Hudson, R OBP: 0.121, SLG: 0.089			3-2 G6-3		2-0 FC6-4		0-1 G5-3			1	0	0	0	0	0	0								
4 Pedro Ciriaco, L OBP: 0.299, SLG: 0.341										0	0	0	0	0	0	0								
49 Macey McBride, L ERA: 3.49										0	0	0	0	0	0	0								
54 Chad Paronto, R ERA: 2.77										0	0	0	0	0	0	0								
Kevin Barry, R ERA: 5.06										0	0	0	0	0	0	0								
Wayne Franklin, L ERA: 10.13										0	0	0	0	0	0	0								
<b>Inning Stats</b>	R: 1 E: 0 K: 0 S: 9	H: 1 LOB: 0 BB: 0 P: 11	R: 0 E: 0 K: 1 S: 7	H: 1 LOB: 0 BB: 0 P: 12	R: 0 E: 0 K: 0 S: 8	H: 0 LOB: 0 BB: 0 P: 13	R: 0 E: 0 K: 0 S: 9	H: 3 LOB: 3 BB: 0 P: 11	R: 0 E: 0 K: 0 S: 7	H: 1 LOB: 1 BB: 0 P: 13	R: 1 E: 0 K: 0 S: 9	H: 1 LOB: 0 BB: 0 P: 11	R: 0 E: 0 K: 1 S: 7	H: 0 LOB: 0 BB: 0 P: 11	R: 0 E: 0 K: 1 S: 11	H: 1 LOB: 1 BB: 0 P: 19	R: 0 E: 0 K: 2 S: 11	H: 1 LOB: 1 BB: 0 P: 17	1B: 7 2B: 0 3B: 0 HR: 2	SF: 0 SAC: 0 DP: 1 HBP: 0	WP: 0 PB: 0 SB: 0 CS: 0	PA: 35		
<b>PITCHER</b>	IP WLS BF H R ER SO BB IBB HBP BLK WP HR S P ERA WHIP	7.1 W 29 8 2 2 2 2 2 0 0 0 2 60 88 2.46 1.091	0.1 H 1 0 0 0 0 0 0 0 0 0 3 6 0.00 0.000	0.1 H 1 0 0 0 1 0 0 0 0 0 4 7 0.00 0.000	1.0 4 1 0 0 2 0 0 0 0 0 0 11 17 0.00 1.000																			

AB	36
R	7
H	12
RBI	7
BB	8
SO	12
LOB	21



AB	35
R	2
H	9
RBI	2
BB	0
SO	5
LOB	15





Batter	1	2	3	4	5	6	7	8	9	AB	R	H	RBI	BB	SO	LOB	TOP					
11 Jimmy Rollins, S OBP: 0.338, SLG: 0.461										5	0	1	0	0	0	4	Philadelphia Phillies @ Atlanta Braves Turner Field, Atlanta, GA Thu Sep 14 2006, 7:35 PM EDT Att. 19,346 - Clear - 74 F					
8 Shane Victorino, S OBP: 0.355, SLG: 0.424									5	0	1	0	0	1	4							
26 Chase Utley, L OBP: 0.372, SLG: 0.522									5	1	2	0	0	1	2							
6 Ryan Howard, L OBP: 0.412, SLG: 0.676									3	0	0	0	1	3	3							
Jeff Conine, R OBP: 0.330, SLG: 0.408									4	0	1	1	0	0	3							
Pat Burrell, R OBP: 0.376, SLG: 0.486									4	0	2	0	0	0	2							
27 Chris Coste, R OBP: 0.353, SLG: 0.484									4	0	1	0	0	0	3							
José Hernández, R OBP: 0.319, SLG: 0.345									3	0	0	0	0	2	3							
Randall Simon, L OBP: 0.333, SLG: 0.273									1	0	0	0	0	0	0							
Jamie Moyer, L OBP: 0.067, SLG: 0.067									2	0	0	0	0	1	1							
51 Carlos Ruiz, R OBP: 0.292, SLG: 0.424									0	0	0	0	1	0	0							
40 Matt Smith, L OBP: 0.206, SLG: 0.212									0	0	0	0	0	0	0							
63 Ryan Madson, L OBP: 0.206, SLG: 0.212									1	0	1	0	0	0	0							
David Dellucci, L OBP: 0.370, SLG: 0.544									1	0	1	0	0	0	0							
<b>Inning Stats</b>	R: 0 E: 0 K: 2 S: 14	H: 2 LOB: 2 BB: 0 P: 21	R: 0 E: 0 K: 1 S: 13	H: 1 LOB: 1 BB: 0 P: 22	R: 0 E: 0 K: 0 S: 7	H: 0 LOB: 0 BB: 0 P: 11	R: 0 E: 1 K: 1 S: 9	H: 0 LOB: 1 BB: 0 P: 12	R: 0 E: 0 K: 1 S: 12	H: 0 LOB: 0 BB: 1 P: 19	R: 0 E: 0 K: 1 S: 13	H: 2 LOB: 3 BB: 1 P: 20	R: 1 E: 0 K: 1 S: 11	H: 2 LOB: 1 BB: 0 P: 19	R: 0 E: 0 K: 0 S: 14	H: 2 LOB: 2 BB: 0 P: 21	1B: 8 2B: 0 3B: 1 HR: 0	SF: 0 SAC: 0 DP: 0 HBP: 0	WP: 1 PB: 0 SB: 0 CS: 0	PA: 39		
<b>PITCHER</b>	IP WLS BF H R ER SO BB IBB HBP BLK WP HR S P ERA WHIP	7.0 W 29 5 0 0 7 2 0 0 0 0 0 0 4 8 0.00 1.000	0.1 2 1 1 1 1 0 0 0 0 0 0 0 4 8 27.00 3.000	0.2 3 1 0 0 0 0 0 0 0 0 1 0 7 11 0.00 1.500	1.0 S 5 2 0 0 0 0 0 0 0 0 0 0 14 21 0.00 2.000																	

AB	37
R	1
H	9
RBI	1
BB	2
SO	8
LOB	25



Batter	1	2	3	4	5	6	7	8	9	AB	R	H	RBI	BB	SO	LOB	BOTTOM				
Marcus Giles, R OBP: 0.343, SLG: 0.394									4	0	0	0	0	0	3	Philadelphia Phillies @ Atlanta Braves Turner Field, Atlanta, GA Thu Sep 14 2006, 7:35 PM EDT Att. 19,346 - Clear - 74 F					
11 Edgar Renteria, R OBP: 0.385, SLG: 0.430									4	0	1	0	0	0	0						
Adam LaRoche, L OBP: 0.365, SLG: 0.590									4	0	0	0	0	0	1						
Andruw Jones, R OBP: 0.357, SLG: 0.509									4	1	1	1	0	0	1						
7 Jeff Francoeur, R OBP: 0.293, SLG: 0.441									3	1	1	0	0	0	0						
16 Brian McCann, L OBP: 0.394, SLG: 0.562									2	0	1	0	1	1	1						
23 Matt Diaz, R OBP: 0.374, SLG: 0.479									3	1	1	0	0	0	2						
49 Macay McBride, L OBP: 0.283, SLG: 0.356									0	0	0	0	0	0	0						
28 Bob Wickman, R OBP: 0.343, SLG: 0.377									0	0	0	0	0	0	0						
24 Martin Prado, R OBP: 0.343, SLG: 0.469									2	0	0	0	0	0	0						
36 Chuck James, L OBP: 0.065, SLG: 0.033									1	0	1	0	0	0	0						
Brian Jordan, R OBP: 0.283, SLG: 0.356									0	0	0	0	0	0	0						
Ryan Langerhans, L OBP: 0.343, SLG: 0.377									0	0	0	0	0	0	0						
<b>Inning Stats</b>	R: 0 E: 0 K: 0 S: 5	H: 0 LOB: 0 BB: 0 P: 8	R: 0 E: 0 K: 0 S: 13	H: 1 LOB: 1 BB: 0 P: 19	R: 0 E: 0 K: 1 S: 7	H: 0 LOB: 0 BB: 0 P: 10	R: 0 E: 0 K: 0 S: 6	H: 0 LOB: 0 BB: 0 P: 13	R: 3 E: 1 K: 1 S: 10	H: 3 LOB: 0 BB: 0 P: 12	R: 1 E: 0 K: 0 S: 5	H: 1 LOB: 0 BB: 0 P: 9	R: 0 E: 0 K: 0 S: 8	H: 1 LOB: 2 BB: 2 P: 22	R: 0 E: 0 K: 0 S: 5	H: 1 LOB: 0 BB: 0 P: 7	1B: 4 2B: 1 3B: 0 HR: 2	SF: 0 SAC: 0 DP: 3 HBP: 0	WP: 0 PB: 0 SB: 0 CS: 0	PA: 31	
<b>PITCHER</b>	IP WLS BF H R ER SO BB IBB HBP BLK WP HR S P ERA WHIP	6.0 L 23 5 4 4 2 0 0 0 0 0 0 2 46 71 6.00 0.833	1.0 5 1 0 0 0 2 0 0 0 0 0 0 8 22 0.00 3.000	1.0 3 1 0 0 0 0 0 0 0 0 0 0 5 7 0.00 1.000																	

AB	29
R	4
H	7
RBI	4
BB	2
SO	2
LOB	8





Batter	1	2	3	4	5	6	7	8	9	AB	R	H	RBI	BB	SO	LOB	TOP								
11 Jimmy Rollins, S OBP: 0.336, SLG: 0.458	G4-3	FC3-6		G6-4-3			G1-3			4	0	0	0	0	0	4	<b>Philadelphia Phillies @ Houston Astros</b> Minute Maid Park, Houston, TX Fri Sep 15 2006, 7:05 PM CDT Att. 41,432 - Roof Closed - 73 F								
8 Shane Victorino, S OBP: 0.351, SLG: 0.419	K	G4-3			G4-3			K		4	0	0	0	0	2	1									
26 Chase Utley, L OBP: 0.371, SLG: 0.519	BB			G3	G1-3			G3		3	1	0	0	1	0	0									
6 Ryan Howard, L OBP: 0.413, SLG: 0.674	BB			K	K					3	1	1	0	1	2	0									
David Dellucci, L OBP: 0.370, SLG: 0.540				F8			F7			2	1	0	0	1	0	0									
Jeff Conine, R OBP: 0.329, SLG: 0.407								G1-3		1	0	0	0	0	0	1									
Pat Burrell, R OBP: 0.379, SLG: 0.494							F9			3	1	2	4	1	0	0									
9 Michael Bourn, L				2B						0	0	0	0	0	0	0									
Mike Lieberthal, R OBP: 0.316, SLG: 0.440	F8				G5-3					4	0	1	0	0	0	1									
Abraham Nunez, S OBP: 0.275, SLG: 0.253		B5-3		K			F8			4	0	1	0	0	1	2									
39 Brett Myers, R OBP: 0.103, SLG: 0.037							G1-3			1	0	0	0	2	0	0									
Geoff Geary, R OBP: 0.400, SLG: 0.500										0	0	0	0	0	0	0									
40 Matt Smith, L										0	0	0	0	0	0	0									
Randall Simon, L OBP: 0.308, SLG: 0.250										1	0	0	0	0	1	1									
45 Tom Gordon, R										0	0	0	0	0	0	0									
<b>Inning Stats</b>	R: 4 E: 0 K: 1 S: 16	H: 1 LOB: 0 BB: 3 P: 34	R: 0 E: 0 K: 0 S: 11	H: 0 LOB: 1 BB: 1 P: 19	R: 0 E: 0 K: 1 S: 8	H: 0 LOB: 0 BB: 0 P: 13	R: 0 E: 0 K: 1 S: 13	H: 2 LOB: 2 BB: 1 P: 24	R: 0 E: 0 K: 0 S: 7	H: 0 LOB: 0 BB: 0 P: 10	R: 0 E: 0 K: 0 S: 9	H: 0 LOB: 0 BB: 0 P: 16	R: 0 E: 0 K: 0 S: 12	H: 0 LOB: 0 BB: 0 P: 17	R: 0 E: 0 K: 1 S: 11	H: 1 LOB: 1 BB: 0 P: 17	R: 0 E: 0 K: 1 S: 7	H: 1 LOB: 1 BB: 1 P: 14	1B: 3 2B: 1 3B: 0 HR: 1	SF: 0 SAC: 0 DP: 1 HBP: 0	WP: 0 PB: 0 SB: 2 CS: 1	PA: 36			
<b>PITCHER</b>	IP	WLS	BF	H	R	ER	SO	BB	IBB	HBP	BLK	WP	HR	S	P	ERA	WHIP								
Roger Clemens, R ERA: 2.52	5.0	L	22	3	4	4	4	4	1	0	0	0	1	55	100	7.20	1.400								
43 Chris Sampson, R ERA: 3.05	2.0		6	0	0	0	0	0	0	0	0	0	0	21	33	0.00	0.000								
Trever Miller, L ERA: 3.2	0.2		3	1	0	0	1	0	0	0	0	0	0	9	14	0.00	1.500								
Chad Qualls, R ERA: 4.03	1.1		5	1	0	0	1	1	0	0	0	0	0	9	17	0.00	1.500								

Batter	1	2	3	4	5	6	7	8	9	AB	R	H	RBI	BB	SO	LOB	BOTTOM								
Willy Taveras, R OBP: 0.332, SLG: 0.343			G5-3		G3		FC1-6-4			4	0	1	0	0	0	1	<b>Philadelphia Phillies @ Houston Astros</b> Minute Maid Park, Houston, TX Fri Sep 15 2006, 7:05 PM CDT Att. 41,432 - Roof Closed - 73 F								
Craig Biggio, R OBP: 0.308, SLG: 0.421	P2			K	P4			F9		4	0	0	0	0	1	1									
Morgan Ensberg, R OBP: 0.388, SLG: 0.464							K	G5-3		4	1	1	1	0	2	1									
17 Lance Berkman, S OBP: 0.413, SLG: 0.613			F9		F7		G4-3			4	0	1	0	0	0	1									
Aubrey Huff, L OBP: 0.338, SLG: 0.459										1	1	1	0	3	0	0									
Charlton Jimerson, R OBP: 0.333, SLG: 1.333										0	0	0	0	0	0	0									
Luke Scott, L OBP: 0.471, SLG: 0.637			G4-6-3				F7			4	1	1	2	0	0	3									
28 Adam Everett, R OBP: 0.288, SLG: 0.352										3	0	1	0	0	0	0									
2 Chris Burke, R OBP: 0.360, SLG: 0.445			L4							1	0	1	0	0	0	0									
Brad Ausmus, R OBP: 0.306, SLG: 0.283										3	0	1	0	0	0	1									
16 Jason Lane, R OBP: 0.327, SLG: 0.403			F8		P3					1	0	0	0	0	0	2									
Roger Clemens, R ERA: 2.52										1	0	0	0	0	1	0									
Orlando Palmeiro, L OBP: 0.285, SLG: 0.390										0	0	0	0	0	0	0									
43 Chris Sampson, R										0	0	0	0	0	0	0									
Mike Lamb, L OBP: 0.250, SLG: 0.454										0	0	0	0	0	0	0									
Trever Miller, R										0	0	0	0	0	0	0									
Chad Qualls, R										0	0	0	0	0	0	0									
Humberto Quintero, R OBP: 0.226, SLG: 0.256										1	0	0	0	0	0	3									
<b>Inning Stats</b>	R: 0 E: 0 K: 1 S: 14	H: 1 LOB: 0 BB: 0 P: 21	R: 0 E: 0 K: 0 S: 4	H: 0 LOB: 0 BB: 1 P: 10	R: 0 E: 0 K: 1 S: 6	H: 0 LOB: 0 BB: 0 P: 9	R: 3 E: 0 K: 1 S: 20	H: 3 LOB: 1 BB: 1 P: 33	R: 0 E: 0 K: 0 S: 7	H: 0 LOB: 0 BB: 0 P: 8	R: 0 E: 0 K: 1 S: 6	H: 0 LOB: 1 BB: 1 P: 12	R: 0 E: 0 K: 0 S: 8	H: 1 LOB: 1 BB: 0 P: 12	R: 0 E: 0 K: 0 S: 8	H: 1 LOB: 0 BB: 0 P: 13	R: 0 E: 1 K: 0 S: 6	H: 2 LOB: 2 BB: 0 P: 12	1B: 5 2B: 1 3B: 0 HR: 2	SF: 0 SAC: 0 DP: 2 HBP: 0	WP: 0 PB: 0 SB: 0 CS: 1	PA: 37			
<b>PITCHER</b>	IP	WLS	BF	H	R	ER	SO	BB	IBB	HBP	BLK	WP	HR	S	P	ERA	WHIP								
39 Brett Myers, R ERA: 4.04	7.0		28	5	3	3	4	3	0	0	0	0	2	65	105	3.86	1.143								
Geoff Geary, R ERA: 2.83	0.2	H	2	0	0	0	0	0	0	0	0	0	0	4	7	0.00	0.000								
40 Matt Smith, L	0.1	H	1	1	0	0	0	0	0	0	0	0	0	4	6	0.00	3.000								
45 Tom Gordon, R ERA: 3.21	1.0	S	5	2	0	0	0	0	0	0	0	0	0	6	12	0.00	2.000								

AB	30
R	4
H	5
RBI	4
BB	6
SO	6
LOB	10























Batter	1	2	3	4	5	6	7	8	9	AB	R	H	RBI	BB	SO	LOB	TOP			
Juan Pierre, L (1,8) OBP: 0.328, SLG: 0.384	G4-3		K		F8			G4-3		4	0	0	0	0	1	0	<b>Chicago Cubs @ Philadelphia Phillies</b> Citizens Bank Park, Philadelphia, PA Wed Sep 20 2006, 7:05 PM EDT Att: 35,269 - Clear - 65 F  <b>AB 32</b> <b>R 2</b> <b>H 6</b> <b>RBI 2</b> <b>BB 3</b> <b>SO 12</b> <b>LOB 13</b> 			
Freddie Bynum, L (1,4) OBP: 0.309, SLG: 0.429	F7			K		G4-3		G6-3		4	1	1	0	0	1	0				
16 Aramis Ramirez, R (1,5) OBP: 0.351, SLG: 0.552	K			BB 1B		F8		G6-3		4	1	1	1	0	1	0				
Jacque Jones, L (1,9) OBP: 0.333, SLG: 0.496		BB G5-4-3		BB 1B		WP 1B		K		2	0	1	0	2	1	0				
19 Matt Murton, R (1,7) OBP: 0.362, SLG: 0.445	G5-4-3			F5		K				4	0	1	0	0	1	4				
9 Scott Moore, L (1,3) OBP: 0.400, SLG: 0.682				BB		2B		F8		3	0	2	1	1	0	1				
24 Henry Blanco, R (1,2) OBP: 0.306, SLG: 0.426	P2			F8		K		G4-3		4	0	0	0	0	1	5				
5 Ronny Cedeno, R (1,6) OBP: 0.274, SLG: 0.342			K		P2		K	K		4	0	0	0	0	3	2				
Les Walrod, L (1,1) 43 Michael Wuerzt, R (4,1) 27 Buck Coats, L (5,PH) 13 Will Ohman, L (5,1) Jae Kuk Ryu, R (5,1) John Mabry, R (7,PH) 44 Roberto Novoa, R (7,1) 37 Angel Guzman, R (8,1)			K		K		K			1	0	0	0	0	0	0				
<b>Inning Stats</b>	R: 0 E: 0 K: 1 S: 8	H: 0 LOB: 0 BB: 0 P: 11	R: 0 E: 0 K: 0 S: 9	H: 0 LOB: 1 BB: 2 P: 19	R: 0 E: 0 K: 3 S: 9	H: 0 LOB: 0 BB: 0 P: 12	R: 1 E: 0 K: 1 S: 14	H: 2 LOB: 2 BB: 1 P: 25	R: 0 E: 0 K: 1 S: 6	H: 1 LOB: 1 BB: 0 P: 9	R: 0 E: 0 K: 3 S: 10	H: 1 LOB: 1 BB: 0 P: 13	R: 1 E: 0 K: 1 S: 6	H: 1 LOB: 0 BB: 0 P: 6	R: 0 E: 0 K: 1 S: 9	H: 1 LOB: 1 BB: 0 P: 12		1B: 4 2B: 1 3B: 1 HR: 0	SF: 0 SAC: 0 DP: 1 HBP: 0	WP: 1 PB: 0 SB: 0 CS: 0
<b>PITCHER</b> 39 Brett Myers, R (1,1) ERA: 3.94	IP: 9.0 WLS: W BF: 35 H: 6 R: 2 ER: 2 SO: 12 BB: 3 IBB: 0 HBP: 0 BLK: 0 WP: 1 HR: 0 S: 80 P: 119 ERA: 2.00 WHIP: 1.000											<b>PITCHER</b>	IP: 9.0 WLS: W BF: 35 H: 6 R: 2 ER: 2 SO: 12 BB: 3 IBB: 0 HBP: 0 BLK: 0 WP: 1 HR: 0 S: 80 P: 119 ERA: 2.00 WHIP: 1.000							

Batter	1	2	3	4	5	6	7	8	9	AB	R	H	RBI	BB	SO	LOB	BOTTOM			
11 Jimmy Rollins, S (1,6) OBP: 0.334, SLG: 0.465	K	K		K2-3		SH1-3 26 HR		SH1-3		5	1	2	0	0	3	4	<b>Chicago Cubs @ Philadelphia Phillies</b> Citizens Bank Park, Philadelphia, PA Wed Sep 20 2006, 7:05 PM EDT Att: 35,269 - Clear - 65 F  <b>AB 31</b> <b>R 6</b> <b>H 9</b> <b>RBI 6</b> <b>BB 7</b> <b>SO 10</b> <b>LOB 22</b> 			
8 Shane Victorino, S (1,8) OBP: 0.343, SLG: 0.405	2B		G4-3	G4-3		SH1-3		SH1-3		3	0	1	0	0	0	2				
26 Chase Utley, L (1,4) OBP: 0.369, SLG: 0.516	BB		K		K	HR		F7		4	1	1	2	1	2	1				
6 Ryan Howard, L (1,3) OBP: 0.414, SLG: 0.670	K		G3-1		BB FC3	K		FC6-4 IBB		4	1	1	0	1	2	2				
Jeff Conine, R (1,9) OBP: 0.328, SLG: 0.404	K			BB 2B	F9 FC3	F9		FC6-4		4	1	1	0	1	1	4				
9 Michael Bourn, L (9,9)	K			BB 2B	F9 FC3	F9		FC6-4		0	0	0	0	0	0	0				
Pat Burrell, R (1,7) OBP: 0.380, SLG: 0.491		G5-3 BB		BB 2B	FC3	HR				2	2	1	2	2	0	1				
29 Chris Roberson, S (8,9) OBP: 0.200, SLG: 0.250		G5-3		BB 1B	F9	G6-3				0	0	0	0	0	0	0				
Mike Lieberthal, R (1,2) OBP: 0.323, SLG: 0.483		G5-3		BB 2B	F9	G6-3				4	0	1	1	0	0	3				
Abraham Nunez, S (1,5) OBP: 0.298, SLG: 0.273				BB 1B	SH3-4	K				2	0	1	1	2	1	0				
39 Brett Myers, R (1,1) OBP: 0.098, SLG: 0.035		K		SH3-4	F9	G4-3				3	0	0	0	0	1	5				
<b>Inning Stats</b>	R: 0 E: 0 K: 3 S: 14	H: 1 LOB: 2 BB: 1 P: 26	R: 0 E: 0 K: 2 S: 8	H: 0 LOB: 2 BB: 2 P: 19	R: 0 E: 0 K: 1 S: 9	H: 0 LOB: 0 BB: 0 P: 12	R: 2 E: 0 K: 1 S: 13	H: 2 LOB: 2 BB: 2 P: 26	R: 1 E: 0 K: 1 S: 21	H: 2 LOB: 3 BB: 1 P: 35	R: 2 E: 0 K: 1 S: 11	H: 2 LOB: 0 BB: 0 P: 17	R: 1 E: 0 K: 1 S: 12	H: 1 LOB: 0 BB: 0 P: 19	R: 0 E: 0 K: 0 S: 10	H: 1 LOB: 2 BB: 1 P: 20	1B: 2 2B: 5 3B: 0 HR: 2	SF: 0 SAC: 3 DP: 0 HBP: 0	WP: 0 PB: 0 SB: 0 CS: 0	PA: 41
<b>PITCHER</b> Les Walrod, L (1,1) ERA: 7.24 43 Michael Wuerzt, R (4,1) ERA: 2.75 13 Will Ohman, L (5,1) ERA: 4.24 Jae Kuk Ryu, R (5,1) ERA: 7.5 44 Roberto Novoa, R (7,1) ERA: 4.32	IP: 3.0 WLS: L BF: 17 H: 3 R: 2 ER: 2 SO: 6 BB: 5 IBB: 0 HBP: 0 BLK: 0 WP: 0 HR: 0 S: 39 P: 76 ERA: 6.00 WHIP: 2.667											<b>PITCHER</b> 37 Angel Guzman, R (8,1) ERA: 7.67	IP: 1.0 WLS: 5 BF: 5 H: 1 R: 0 ER: 0 SO: 0 BB: 0 IBB: 1 HBP: 0 BLK: 0 WP: 0 HR: 0 S: 10 P: 20 ERA: 0.00 WHIP: 1.000							



Batter	1	2	3	4	5	6	7	8	9	AB	R	H	RBI	BB	SO	LOB	TOP					
2 Hanley Ramirez, R OBP: 0.348, SLG: 0.457										5	1	2	0	0	2	0	<b>Florida Marlins @ Philadelphia Phillies</b> Citizens Bank Park, Philadelphia, PA Fri Sep 22 2006, 7:05 PM EDT Att: 44,737 - Overcast - 65 F					
6 Dan Uggla, R OBP: 0.344, SLG: 0.491										5	0	2	0	0	0	2						
Miguel Cabrera, R OBP: 0.430, SLG: 0.574										4	0	2	1	1	0	2						
14 Josh Willingham, R OBP: 0.363, SLG: 0.501										3	0	0	0	1	1	2						
Wes Helms, R OBP: 0.371, SLG: 0.539										3	1	2	0	1	0	3						
12 Cody Ross, R OBP: 0.302, SLG: 0.449										4	0	0	0	0	0	3						
Miguel Olivo, R OBP: 0.289, SLG: 0.439										4	0	1	1	0	2	2						
4 Alfredo Amezaga, S OBP: 0.071, SLG: 0.033 37 Rencyel Pinto, L OBP: 0.171, SLG: 0.067 Jason Wood, R OBP: 0.138, SLG: 0.271 Matt Herge, L OBP: 0.138, SLG: 0.330 Randy Messenger, R OBP: 0.138, SLG: 0.330 27 Jeremy Hermida, L OBP: 0.138, SLG: 0.330 Chris Resop, R OBP: 0.138, SLG: 0.330										2	0	0	0	0	1	1						
47 Ricky Nolasco, R OBP: 0.220, SLG: 0.256										1	0	0	0	0	1	0						
Chris Aquila, R OBP: 0.293, SLG: 0.322										2	0	0	0	0	2	0						
17 Mike Jacobs, L OBP: 0.320, SLG: 0.465										1	0	0	0	0	0	0						
<b>Inning Stats</b>	R: 0 E: 0 K: 2 S: 13	H: 1 LOB: 1 BB: 0 P: 22	R: 0 E: 0 K: 2 S: 10	H: 1 LOB: 1 BB: 0 P: 11	R: 0 E: 0 K: 1 S: 12	H: 1 LOB: 3 BB: 2 P: 23	R: 0 E: 0 K: 0 S: 8	H: 0 LOB: 0 BB: 0 P: 11	R: 1 E: 0 K: 1 S: 12	H: 2 LOB: 1 BB: 0 P: 15	R: 0 E: 0 K: 2 S: 12	H: 0 LOB: 1 BB: 1 P: 20	R: 0 E: 0 K: 2 S: 10	H: 1 LOB: 1 BB: 0 P: 14	R: 1 E: 0 K: 1 S: 13	H: 2 LOB: 1 BB: 0 P: 17	R: 0 E: 0 K: 0 S: 9	H: 1 LOB: 1 BB: 0 P: 11	1B: 4 2B: 5 3B: 0 HR: 0	SF: 0 SAC: 0 DP: 0 HBP: 0	WP: 0 PB: 0 SB: 1 CS: 0	PA: 39
<b>PITCHER</b>	IP WLS BF H R ER SO BB IBB HBP BLK WP HR S P ERA WHIP																					
35 Cole Hamels, L ERA: 4.06	(1, 1) 6.2 W 29 6 1 1 10 2 1 0 0 0 0 0 76 115 1.35 1.200																					
Geoff Geary, R ERA: 3.02	(7, 1) 1.0 5 2 1 1 0 0 0 0 0 0 0 0 10 12 9.00 2.000																					
40 Matt Smith, L ERA: 3.02	(8, 1) 0.1 H 1 0 0 0 1 0 0 0 0 0 0 0 4 6 0.00 0.000																					
45 Tom Gordon, R ERA: 3.04	(9, 1) 1.0 S 4 1 0 0 0 0 0 0 0 0 0 0 9 11 0.00 1.000																					

Batter	1	2	3	4	5	6	7	8	9	AB	R	H	RBI	BB	SO	LOB	BOTTOM					
11 Jimmy Rollins, S OBP: 0.335, SLG: 0.466										5	2	2	0	0	0	0	<b>Florida Marlins @ Philadelphia Phillies</b> Citizens Bank Park, Philadelphia, PA Fri Sep 22 2006, 7:05 PM EDT Att: 44,737 - Overcast - 65 F					
8 Shane Victorino, S OBP: 0.340, SLG: 0.401										4	0	0	0	0	2	1						
26 Chase Utley, L OBP: 0.372, SLG: 0.518										4	2	3	1	1	1	0						
6 Ryan Howard, L OBP: 0.417, SLG: 0.675										2	1	1	3	3	0	1						
David Dellucci, L OBP: 0.372, SLG: 0.546										2	0	1	0	0	1	2						
Jeff Conine, R OBP: 0.330, SLG: 0.408										3	0	2	1	0	0	2						
29 Chris Roberson, S OBP: 0.200, SLG: 0.250										0	0	0	0	0	0	0						
Pat Burrell, R OBP: 0.379, SLG: 0.487										3	0	0	0	1	1	3						
9 Michael Bourn, L OBP: 0.379, SLG: 0.487										0	0	0	0	0	0	0						
27 Chris Coste, R OBP: 0.366, SLG: 0.480										4	0	2	0	0	2	3						
Abraham Nunez, S OBP: 0.298, SLG: 0.270										3	0	0	0	1	0	1						
35 Cole Hamels, L OBP: 0.220, SLG: 0.116										3	0	0	0	0	3	4						
Geoff Geary, R OBP: 0.333, SLG: 0.400										1	0	0	0	0	1	0						
40 Matt Smith, L OBP: 0.320, SLG: 0.465										0	0	0	0	0	0	0						
45 Tom Gordon, R OBP: 0.320, SLG: 0.465										0	0	0	0	0	0	0						
<b>Inning Stats</b>	R: 1 E: 0 K: 2 S: 15	H: 2 LOB: 2 BB: 1 P: 24	R: 0 E: 0 K: 2 S: 10	H: 0 LOB: 0 BB: 0 P: 13	R: 3 E: 0 K: 1 S: 15	H: 5 LOB: 3 BB: 1 P: 28	R: 0 E: 1 K: 1 S: 10	H: 0 LOB: 2 BB: 1 P: 20	R: 0 E: 0 K: 1 S: 10	H: 1 LOB: 0 BB: 0 P: 15	R: 1 E: 0 K: 2 S: 17	H: 2 LOB: 3 BB: 2 P: 32	R: 0 E: 0 K: 1 S: 9	H: 0 LOB: 0 BB: 0 P: 12	R: 0 E: 0 K: 1 S: 9	H: 1 LOB: 2 BB: 1 P: 16	R: 0 E: 0 K: 0 S: 9	H: 1 LOB: 2 BB: 1 P: 11	1B: 8 2B: 2 3B: 0 HR: 1	SF: 0 SAC: 1 DP: 0 HBP: 0	WP: 0 PB: 0 SB: 0 CS: 0	PA: 41
<b>PITCHER</b>	IP WLS BF H R ER SO BB IBB HBP BLK WP HR S P ERA WHIP																					
47 Ricky Nolasco, R ERA: 4.7	(1, 1) 3.2 L 22 7 4 4 4 0 3 0 0 0 0 0 0 13 19 0.00 0.750																					
37 Rencyel Pinto, L ERA: 3.55	(4, 1) 1.1 5 1 0 0 1 0 0 0 0 0 0 0 17 32 9.00 3.000																					
Matt Herge, R ERA: 4.19	(6, 1) 1.0 7 2 1 1 2 1 1 0 0 0 0 0 9 12 0.00 0.000																					
Randy Messenger, R ERA: 6.32	(7, 1) 1.0 3 0 0 0 1 0 0 0 0 0 0 0 9 12 0.00 0.000																					
Chris Resop, R ERA: 3.89	(8, 1) 1.0 4 1 0 0 1 0 1 0 0 0 0 0 9 16 0.00 1.000																					

AB	36
R	2
H	9
RBI	2
BB	3
SO	11
LOB	17

















Batter	1	2	3	4	5	6	7	8	9	AB	R	H	RBI	BB	SO	LOB	TOP			
11 Jimmy Rollins, S OBP: 0.337, SLG: 0.477	0-1 F9	1-1 1B		1-0 G3		1-2 G1-3			1-0 F7	5	0	1	0	0	0	1				
8 Shane Victorino, S OBP: 0.343, SLG: 0.399	1-0 6 1B	0-0 1B		2-2 G3			3-2 HBP		0-3 K	4	1	2	0	0	0	1				
26 Chase Utley, L OBP: 0.379, SLG: 0.528	1-1 6 1B	3-1 P5			0-1 6 1B		2-0 P3		0-2 1B	5	1	3	1	0	0	3				
6 Ryan Howard, L OBP: 0.420, SLG: 0.670	0-0 1B		2-3 K		1-1 1B		3-3 K		0-1 F7	5	0	2	1	0	2	2				
Jeff Conine, R OBP: 0.333, SLG: 0.410	3-2 1B		1-1 1B		2-0 L5		1-1 G6-3			4	0	2	1	0	0	3				
Pat Burrell, R OBP: 0.379, SLG: 0.488	1-2 2H 1B		0-0 1B		0-3 K			1-1 P4		4	0	1	0	0	2	4				
Mike Lieberthal, R OBP: 0.314, SLG: 0.469	3-2 F8		1-2 K		2-2 F9			0-1 27 CS		3	0	0	0	0	1	6	AB 39			
Randall Simon, L OBP: 0.263, SLG: 0.222										1	0	1	0	0	0	0	R 3			
9 Michael Bourn, L OBP: 0.371, SLG: 0.541										0	0	0	0	0	0	0	H 13			
José Hernández, R OBP: 0.323, SLG: 0.369										0	0	0	0	0	0	0	RBI 3			
Abraham Nunez, S OBP: 0.299, SLG: 0.266										3	0	0	0	0	1	2	BB 0			
David Dellucci, L OBP: 0.371, SLG: 0.541										1	0	0	0	0	1	1	SO 9			
Geoff Geary, R OBP: 0.333, SLG: 0.400										0	0	0	0	0	0	0	LOB 23			
39 Brett Myers, R OBP: 0.094, SLG: 0.033										3	0	0	0	0	1	0				
27 Chris Coste, R OBP: 0.371, SLG: 0.503										1	1	1	0	0	0	0				
<b>Inning Stats</b>	R: 2 E: 0 K: 1 S: 17	H: 4 LOB: 2 BB: 0 P: 28	R: 0 E: 0 K: 1 S: 10	H: 2 LOB: 2 BB: 0 P: 16	R: 0 E: 0 K: 2 S: 13	H: 2 LOB: 0 BB: 0 P: 17	R: 0 E: 0 K: 1 S: 10	H: 0 LOB: 0 BB: 0 P: 16	R: 0 E: 0 K: 0 S: 11	H: 0 LOB: 0 BB: 0 P: 13	R: 0 E: 1 K: 1 S: 8	H: 0 LOB: 1 BB: 0 P: 17	R: 0 E: 0 K: 1 S: 8	H: 1 LOB: 1 BB: 0 P: 12	R: 1 E: 0 K: 1 S: 14	H: 2 LOB: 1 BB: 0 P: 18	1B: 12 2B: 1 3B: 0 HR: 0	SF: 0 SAC: 0 DP: 0 HBP: 1	WP: 0 PB: 0 SB: 1 CS: 1	PA: 41
<b>PITCHER</b>	IP	WLS	BF	H	R	ER	SO	BB	IBB	HBP	BLK	WP	HR	S	P	ERA	WHIP			
Ramon Ortiz, R ERA: 5.32	6.0	W	28	10	2	2	6	0	0	0	0	0	0	72	106	3.00	1.667			
40 Billy Traber, L ERA: 7.03	0.2	H	3	0	0	0	1	0	0	1	0	0	0	6	14	0.00	0.000			
52 Saul Rivera, R ERA: 3.74	0.1	H	1	0	0	0	0	0	0	0	0	0	0	2	3	0.00	0.000			
Jon Rauch, R ERA: 3.36	1.0	H	3	1	0	0	1	0	0	0	0	0	0	8	12	0.00	1.000			
32 Chad Cordero, R ERA: 3.15	1.0	S	5	2	1	1	1	0	0	0	0	0	0	14	18	9.00	2.000			

Philadelphia Phillies @ Washington Nationals, Washington, DC  
 Robert F. Kennedy Memorial Stadium, Washington, DC  
 Tue Sep 26 2006, 7:05 PM EDT  
 Att: 18,960 - Cloudy - 70 F

livebaseballscorecards.com

AB 39  
 R 3  
 H 13  
 RBI 3  
 BB 0  
 SO 9  
 LOB 23




Batter	1	2	3	4	5	6	7	8	9	AB	R	H	RBI	BB	SO	LOB	BOTTOM			
Bernie Castro, S OBP: 0.305, SLG: 0.299	0-0 11 1B		4-2 11 2B		3-2 L7		1-2 G4-3			3	2	1	0	1	0	1				
Felipe Lopez, S OBP: 0.360, SLG: 0.383	0-1 11 S		1-1 SH2-3		3-2 2B			2-3 K		3	0	2	0	0	1	0				
Alfonso Soriano, R OBP: 0.355, SLG: 0.569	0-0 F8		4-2 11 2B		1-1 G6-3			0-3 K		3	1	0	0	1	1	3				
11 Ryan Zimmerman, R OBP: 0.349, SLG: 0.470	1-1 G6-3		2-2 2B		0-1 G4-6-3			0-1 1B		4	1	3	3	0	0	1				
Jose Vidro, S OBP: 0.351, SLG: 0.400	0-1 G4-3		2-2 F7		0-0 G4-6-3			4-2 1B		3	0	0	0	0	0	3				
Jon Rauch, R OBP: 0.154, SLG: 0.083								1-2 BB		0	0	0	0	0	0	0				
George Lombard, L OBP: 0.375, SLG: 0.462								1-2 BB		0	0	0	0	1	0	0				
32 Chad Cordero, R OBP: 0.320, SLG: 0.327								1-3 1B		0	0	0	0	0	0	0				
Brian Schneider, L OBP: 0.320, SLG: 0.327		2-2 G3-1		1-3 K		1-0 P6		3-2 E4		4	0	1	0	0	1	0				
7 Nook Logan, S OBP: 0.337, SLG: 0.397		0-3 K		3-3 K				1-3 2H		4	0	1	0	0	3	2				
Ryan Church, L OBP: 0.366, SLG: 0.497		1-2 G4-1		3-3 K				1-3 2H		2	0	0	0	0	1	0				
Ramon Ortiz, R OBP: 0.153, SLG: 0.161								1-3 2H		2	0	0	0	0	1	0				
40 Billy Traber, L OBP: 0.154, SLG: 0.083								1-3 2H		0	0	0	0	0	0	0				
52 Saul Rivera, S OBP: 0.320, SLG: 0.342								1-3 2H		0	0	0	0	0	0	0				
13 Robert Fick, L OBP: 0.320, SLG: 0.342								1-3 2H		1	0	0	0	0	0	1				
<b>Inning Stats</b>	R: 1 E: 0 K: 0 S: 8	H: 2 LOB: 1 BB: 0 P: 9	R: 0 E: 0 K: 1 S: 9	H: 0 LOB: 0 BB: 0 P: 12	R: 2 E: 0 K: 1 S: 16	H: 1 LOB: 1 BB: 2 P: 28	R: 0 E: 0 K: 3 S: 10	H: 0 LOB: 0 BB: 0 P: 17	R: 0 E: 0 K: 0 S: 13	H: 1 LOB: 1 BB: 0 P: 20	R: 0 E: 0 K: 0 S: 4	H: 1 LOB: 1 BB: 0 P: 5	R: 0 E: 0 K: 0 S: 8	H: 1 LOB: 1 BB: 0 P: 11	R: 1 E: 1 K: 3 S: 16	H: 2 LOB: 2 BB: 1 P: 26	1B: 6 2B: 2 3B: 0 HR: 0	SF: 0 SAC: 2 DP: 1 HBP: 0	WP: 0 PB: 0 SB: 2 CS: 0	PA: 34
<b>PITCHER</b>	IP	WLS	BF	H	R	ER	SO	BB	IBB	HBP	BLK	WP	HR	S	P	ERA	WHIP			
39 Brett Myers, R ERA: 3.94	7.0	L	28	6	3	3	5	2	0	0	0	0	0	68	102	3.86	1.143			
Geoff Geary, R ERA: 2.95	1.0		6	2	1	0	3	1	0	0	0	0	0	16	26	0.00	3.000			

Philadelphia Phillies @ Washington Nationals, Washington, DC  
 Robert F. Kennedy Memorial Stadium, Washington, DC  
 Tue Sep 26 2006, 7:05 PM EDT  
 Att: 18,960 - Cloudy - 70 F

livebaseballscorecards.com

AB 29  
 R 4  
 H 8  
 RBI 3  
 BB 3  
 SO 8  
 LOB 11









Batter	1	2	3	4	5	6	7	8	9	AB	R	H	RBI	BB	SO	LOB	TOP					
11 Jimmy Rollins, S OBP: 0.335, SLG: 0.478	F8		P3		E5			L4-3		4	0	0	0	0	0	2	Philadelphia Phillies @ Washington Nationals Robert F. Kennedy Memorial Stadium, Washington, DC Thu Sep 28 2006, 7:05 PM EDT Att: 18,324 - Cloudy - 56 F					
8 Shane Victorino, S OBP: 0.342, SLG: 0.401	F7				P3			G6-3		4	0	1	0	0	0	3						
26 Chase Utley, L OBP: 0.380, SLG: 0.533			CS		G3				F9	4	0	1	0	0	1	0						
6 Ryan Howard, L OBP: 0.421, SLG: 0.665									L9	3	0	0	0	1	2	0						
Jeff Conine, R OBP: 0.326, SLG: 0.401	FC6-4				G5-3				G5-3	4	0	0	0	0	2							
Pat Burrell, R OBP: 0.378, SLG: 0.486										3	0	1	0	0	0	0						
29 Chris Roberson, S OBP: 0.200, SLG: 0.250										0	0	0	0	0	0	0						
27 Chris Coste, R OBP: 0.373, SLG: 0.500										3	0	0	0	0	1	1						
Abraham Nunez, S OBP: 0.299, SLG: 0.271										2	1	0	0	1	0	1						
21 Jon Lieber, L Aaron Fultz, L Randal Simon, L Joe Thurston, L 63 Ryan Madson, L 40 Matt Smith, L										2	0	1	0	0	1	0						
<b>Inning Stats</b>	R: 0 E: 0 K: 0 S: 17	H: 1 LOB: 2 BB: 1 P: 26	R: 0 E: 0 K: 0 S: 7	H: 0 LOB: 0 BB: 0 P: 12	R: 0 E: 0 K: 1 S: 8	H: 1 LOB: 0 BB: 0 P: 12	R: 0 E: 0 K: 1 S: 10	H: 0 LOB: 0 BB: 0 P: 17	R: 1 E: 1 K: 1 S: 13	H: 1 LOB: 2 BB: 1 P: 25	R: 0 E: 0 K: 2 S: 10	H: 0 LOB: 0 BB: 0 P: 17	R: 0 E: 0 K: 0 S: 8	H: 1 LOB: 1 BB: 0 P: 12	R: 0 E: 0 K: 0 S: 9	H: 1 LOB: 1 BB: 0 P: 15	R: 0 E: 0 K: 0 S: 7	H: 0 LOB: 0 BB: 0 P: 10	1B: 5 2B: 1 3B: 0 HR: 0	SF: 0 SAC: 0 DP: 2 HBP: 0	WP: 0 PB: 0 SB: 1 CS: 1	PA: 33
<b>PITCHER</b>	IP WLS BF H R ER SO BB IBB HBP BLK WP HR S P ERA WHIP	5.0 20 3 1 0 3 2 0 0 0 0 0 0 55 92 0.00 1.000	1.0 W 4 1 0 0 2 0 0 0 0 0 0 0 14 24 0.00 1.000	1.0 H 2 0 0 0 0 0 0 0 0 0 0 0 4 5 0.00 0.000	1.0 H 3 1 0 0 0 0 0 0 0 0 0 0 9 15 0.00 1.000	1.0 S 3 0 0 0 0 0 0 0 0 0 0 0 7 10 0.00 0.000																

AB	30
R	1
H	5
RBI	0
BB	2
SO	5
LOB	9



Batter	1	2	3	4	5	6	7	8	9	AB	R	H	RBI	BB	SO	LOB	BOTTOM			
Bernie Castro, S OBP: 0.302, SLG: 0.309	F7		B4-3					F8		4	0	1	0	0	0	0	Philadelphia Phillies @ Washington Nationals Robert F. Kennedy Memorial Stadium, Washington, DC Thu Sep 28 2006, 7:05 PM EDT Att: 18,324 - Cloudy - 56 F			
7 Nook Logan, S OBP: 0.344, SLG: 0.398			F8					F8		4	1	1	0	0	1	0				
Felipe Lopez, S OBP: 0.360, SLG: 0.387										4	1	2	0	0	1	0				
11 Ryan Zimmerman, R OBP: 0.354, SLG: 0.475										4	0	2	0	0	0	1				
Jose Vidro, S OBP: 0.347, SLG: 0.395 Jon Rauch, R										4	0	0	0	0	0	4				
Brian Schneider, L OBP: 0.324, SLG: 0.333										4	0	2	2	0	0	0				
Ryan Church, L OBP: 0.361, SLG: 0.508										4	1	2	1	0	1	4				
George Lombard, L OBP: 0.316, SLG: 0.375										3	0	0	0	0	1	3				
48 Michael O'Connor, L Henry Matos, S 40 Billy Traber, L 52 Saul Rivera, S Melvin Dorta, R 35 Ryan Wagner, R 13 Robert Fick, L										1	0	0	0	0	1	0				
<b>Inning Stats</b>	R: 0 E: 0 K: 1 S: 11	H: 1 LOB: 1 BB: 0 P: 15	R: 1 E: 0 K: 0 S: 8	H: 1 LOB: 0 BB: 0 P: 12	R: 0 E: 0 K: 1 S: 5	H: 0 LOB: 0 BB: 0 P: 8	R: 0 E: 0 K: 0 S: 10	H: 0 LOB: 0 BB: 0 P: 15	R: 0 E: 1 K: 1 S: 8	H: 2 LOB: 2 BB: 0 P: 17	R: 2 E: 0 K: 1 S: 17	H: 4 LOB: 2 BB: 0 P: 26	R: 0 E: 0 K: 0 S: 7	H: 0 LOB: 0 BB: 0 P: 10	R: 0 E: 0 K: 2 S: 11	H: 2 LOB: 2 BB: 0 P: 17		1B: 7 2B: 2 3B: 0 HR: 1	SF: 0 SAC: 0 DP: 0 HBP: 0	WP: 0 PB: 0 SB: 1 CS: 0
<b>PITCHER</b>	IP WLS BF H R ER SO BB IBB HBP BLK WP HR S P ERA WHIP	5.1 L 23 7 3 3 2 0 0 0 0 0 0 0 14 20 0.00 0.600	0.2 4 2 0 0 1 0 0 0 0 0 0 0 8 13 0.00 3.000	0.1 1 0 0 0 1 0 0 0 0 0 0 0 3 4 0.00 0.000																

AB	34
R	3
H	10
RBI	3
BB	0
SO	5
LOB	13





Batter	1	2	3	4	5	6	7	8	9	AB	R	H	RBI	BB	SO	LOB	TOP		
11 Jimmy Rollins, S (1, 6) OBP: 0.337, SLG: 0.482 4 Danny Sandoval, S (8, FH) OBP: 0.289, SLG: 0.242	G5-3		G3	8 1B 26 1B 2B	8 3B 3B	8 2B BB		2B		4	3	2	1	1	0	0			
8 Shane Victorino, S (1, 8) OBP: 0.349, SLG: 0.417	1B		HR	26 F8 2B	BB HBP 1B	6 G3-1 3B		P6		6	3	5	3	0	0	1			
26 Chase Utley, L (1, 4) OBP: 0.379, SLG: 0.530 Rick White, R (6, 1) Randall Simon, L (8, FH) Clay Condrey, R (8, 1) 48 Brian Sanches, R (9, 1)	F7		F8	HBP 27 2B 1B	3-H G3-1 3B	K		K		5	1	1	1	0	1	4			
6 Ryan Howard, L (1, 3) OBP: 0.421, SLG: 0.661 José Hernández, R (7, PR) OBP: 0.319, SLG: 0.394	G3		HR	HR	F6	G3-1			P4	3	1	0	1	2	0	3			
Pat Burrell, R (1, 7) OBP: 0.384, SLG: 0.504 29 Chris Roberson, S (7, PR) OBP: 0.195, SLG: 0.244			G4-3	1-H HR	27 2B BB	HR			K	3	4	3	4	2	0	0			
David Dellucci, L (1, 9) OBP: 0.395, SLG: 0.530	G4-3		F7	27 2B HBP	1B			K		5	0	2	1	0	1	3			
27 Chris Coste, R (1, 2) OBP: 0.376, SLG: 0.503	BLK G1-3 BB			F8		P6		F3		5	0	2	2	1	0	3			
Abraham Nunez, S (1, 5) OBP: 0.300, SLG: 0.270	G1-3							G6-3		5	1	1	1	1	1	5			
Jamie Moyer, L (1, 1) OBP: 0.136, SLG: 0.095 Joe Thurston, L (6, PH) OBP: 0.300, SLG: 0.278	G3							P5		3	1	1	0	0	0	4			
<b>Inning Stats</b>	R: 0 E: 0 K: 0 S: 8	H: 1 LOB: 1 BB: 0 P: 13	R: 1 E: 0 K: 0 S: 11	H: 1 LOB: 1 BB: 1 P: 20	R: 3 E: 0 K: 0 S: 10	H: 2 LOB: 0 BB: 1 P: 21	R: 6 E: 0 K: 0 S: 23	H: 6 LOB: 3 BB: 2 P: 39	R: 3 E: 0 K: 2 S: 13	H: 4 LOB: 1 BB: 0 P: 23	R: 0 E: 0 K: 1 S: 13	H: 0 LOB: 2 BB: 2 P: 27	R: 0 E: 0 K: 1 S: 15	H: 1 LOB: 1 BB: 0 P: 21	R: 0 E: 1 K: 1 S: 11	H: 2 LOB: 2 BB: 0 P: 17	1B: 8 2B: 6 3B: 2 HR: 2	SF: 0 SAC: 0 DP: 0 HBP: 1	WP: 0 PA: 53 PB: 0 SB: 0 CS: 0
<b>PITCHER</b>	IP WLS BF H R ER SO	IP WLS BF H R ER SO	IP WLS BF H R ER SO	IP WLS BF H R ER SO	IP WLS BF H R ER SO	IP WLS BF H R ER SO	IP WLS BF H R ER SO	IP WLS BF H R ER SO	IP WLS BF H R ER SO	IP WLS BF H R ER SO	IP WLS BF H R ER SO	IP WLS BF H R ER SO	IP WLS BF H R ER SO	IP WLS BF H R ER SO	IP WLS BF H R ER SO	IP WLS BF H R ER SO	ERA WHIP	ERA WHIP	
Brian Moehler, R (1, 1) ERA: 6.57	3.1 L 19 7 7 7 0	0.2 8 3 3 3 0	2.0 12 5 4 4 2	2.0 9 1 0 0 2	1.0 5 2 0 0 1	3.1 L 19 7 7 7 0	0.2 8 3 3 3 0	2.0 12 5 4 4 2	2.0 9 1 0 0 2	1.0 5 2 0 0 1	3.1 L 19 7 7 7 0	0.2 8 3 3 3 0	2.0 12 5 4 4 2	2.0 9 1 0 0 2	1.0 5 2 0 0 1	3.1 L 19 7 7 7 0	18.90 2.400	40.50 6.000	
Matt Herges, R (4, 1) ERA: 4.43	0.2 8 3 3 3 0	2.0 12 5 4 4 2	2.0 9 1 0 0 2	1.0 5 2 0 0 1	3.1 L 19 7 7 7 0	0.2 8 3 3 3 0	2.0 12 5 4 4 2	2.0 9 1 0 0 2	1.0 5 2 0 0 1	3.1 L 19 7 7 7 0	0.2 8 3 3 3 0	2.0 12 5 4 4 2	2.0 9 1 0 0 2	1.0 5 2 0 0 1	3.1 L 19 7 7 7 0	3.1 L 19 7 7 7 0	0.00 1.500	0.00 2.000	
Chris Resop, R (7, 1) ERA: 3.38	2.0 9 1 0 0 2	1.0 5 2 0 0 1	3.1 L 19 7 7 7 0	0.2 8 3 3 3 0	2.0 12 5 4 4 2	2.0 9 1 0 0 2	1.0 5 2 0 0 1	3.1 L 19 7 7 7 0	0.2 8 3 3 3 0	2.0 12 5 4 4 2	2.0 9 1 0 0 2	1.0 5 2 0 0 1	3.1 L 19 7 7 7 0	0.2 8 3 3 3 0	2.0 12 5 4 4 2	3.1 L 19 7 7 7 0	0.00 1.500	0.00 2.000	
Randy Messenger, R (9, 1) ERA: 5.71	1.0 5 2 0 0 1	3.1 L 19 7 7 7 0	0.2 8 3 3 3 0	2.0 12 5 4 4 2	2.0 9 1 0 0 2	1.0 5 2 0 0 1	3.1 L 19 7 7 7 0	0.2 8 3 3 3 0	2.0 12 5 4 4 2	2.0 9 1 0 0 2	1.0 5 2 0 0 1	3.1 L 19 7 7 7 0	0.2 8 3 3 3 0	2.0 12 5 4 4 2	2.0 9 1 0 0 2	3.1 L 19 7 7 7 0	0.00 2.000	0.00 2.000	

Philadelphia Phillies @ Florida Marlins  
Dolphin Stadium, Miami, FL  
Fri Sep 29 2006, 7:05 PM EDT  
Att: 23,417 - Partly Cloudy - 84 F

AB 45  
R 14  
H 18  
RBI 14  
BB 7  
SO 5  
LOB 24



Batter	1	2	3	4	5	6	7	8	9	AB	R	H	RBI	BB	SO	LOB	BOTTOM		
2 Hanley Ramirez, R (1, 6) OBP: 0.355, SLG: 0.485	SF7 3B		BB 6 1B 1B	K					F8	5	1	3	0	0	1	1			
6 Dan Uggla, R (1, 4) OBP: 0.338, SLG: 0.477	G3		BB 1B			K		FC6-4 1B		4	0	1	0	1	1	2			
Miguel Cabrera, R (1, 5) OBP: 0.433, SLG: 0.567	SF7		F6			L9		1B 27 1B BB		3	1	1	1	1	0	2			
14 Josh Willingham, R (1, 7) OBP: 0.356, SLG: 0.491 Joe Borcherd, S (6, 9) OBP: 0.322, SLG: 0.402	G6-3		L7			L8		27 G3 1B		3	0	0	0	0	0	2			
Wes Helms, R (1, 3) OBP: 0.384, SLG: 0.573 Jason Wood, R (7, 3) OBP: 0.556, SLG: 0.625			K			G5-3		27 G3 1B		2	0	0	0	1	1	0			
12 Cody Ross, R (1, 9) OBP: 0.295, SLG: 0.439	G6-3		L7			K		K		3	0	0	0	0	1	3			
61 Reggie Abercrombie, R (8, 9) OBP: 0.272, SLG: 0.335	G6-3		L7			K		K		1	0	0	0	0	1	3			
4 Alfredo Amezaga, S (1, 8) OBP: 0.331, SLG: 0.335 Chris Resop, R (7, 1) 27 Jeremy Hermida, L (8, FH) OBP: 0.334, SLG: 0.370 Paul Hoover, R (9, 2) OBP: 0.500, SLG: 0.500						F9		G6-3		3	0	1	0	0	0	0			
20 Matt Treanor, R (1, 2) OBP: 0.318, SLG: 0.298 Randy Messenger, R (9, 1)						E5		G6-3		3	0	0	0	1	0	2			
Brian Moehler, R (1, 1) OBP: 0.121, SLG: 0.065 Matt Herges, L (4, 1) Chris Aquila, R (4, PH) OBP: 0.290, SLG: 0.319 Yusmeiro Petit, R (5, 1) OBP: 0.200, SLG: 0.200 1 Eric Reed, L (7, 8) OBP: 0.186, SLG: 0.103						P6		K		1	0	0	0	0	0	2			
<b>Inning Stats</b>	R: 1 E: 0 K: 0 S: 7	H: 1 LOB: 0 BB: 0 P: 11	R: 0 E: 0 K: 1 S: 14	H: 1 LOB: 2 BB: 1 P: 24	R: 0 E: 0 K: 0 S: 12	H: 2 LOB: 3 BB: 1 P: 23	R: 0 E: 1 K: 1 S: 12	H: 0 LOB: 1 BB: 0 P: 18	R: 0 E: 0 K: 1 S: 8	H: 0 LOB: 0 BB: 0 P: 12	R: 0 E: 0 K: 1 S: 6	H: 1 LOB: 1 BB: 0 P: 20	R: 1 E: 0 K: 1 S: 21	H: 2 LOB: 2 BB: 1 P: 29	R: 0 E: 0 K: 1 S: 11	H: 1 LOB: 2 BB: 1 P: 18	1B: 6 2B: 1 3B: 1 HR: 0	SF: 1 SAC: 0 DP: 0 HBP: 0	WP: 0 PA: 40 PB: 0 SB: 0 CS: 0
<b>PITCHER</b>	IP WLS BF H R ER SO	IP WLS BF H R ER SO	IP WLS BF H R ER SO	IP WLS BF H R ER SO	IP WLS BF H R ER SO	IP WLS BF H R ER SO	IP WLS BF H R ER SO	IP WLS BF H R ER SO	IP WLS BF H R ER SO	IP WLS BF H R ER SO	IP WLS BF H R ER SO	IP WLS BF H R ER SO	IP WLS BF H R ER SO	IP WLS BF H R ER SO	IP WLS BF H R ER SO	IP WLS BF H R ER SO	ERA WHIP	ERA WHIP	
Jamie Moyer, L (1, 1) ERA: 4.3	5.0 W 22 4 1 0 0	2.0 7 1 0 0 2	2.0 9 1 0 0 2	1.0 5 2 0 0 1	3.1 L 19 7 7 7 0	0.2 8 3 3 3 0	2.0 12 5 4 4 2	2.0 9 1 0 0 2	1.0 5 2 0 0 1	3.1 L 19 7 7 7 0	0.2 8 3 3 3 0	2.0 12 5 4 4 2	2.0 9 1 0 0 2	1.0 5 2 0 0 1	3.1 L 19 7 7 7 0	3.1 L 19 7 7 7 0	1.80 1.000	0.00 0.500	
Rick White, R (6, 1) ERA: 5.23	0.2 8 3 3 3 0	2.0 12 5 4 4 2	2.0 9 1 0 0 2	1.0 5 2 0 0 1	3.1 L 19 7 7 7 0	0.2 8 3 3 3 0	2.0 12 5 4 4 2	2.0 9 1 0 0 2	1.0 5 2 0 0 1	3.1 L 19 7 7 7 0	0.2 8 3 3 3 0	2.0 12 5 4 4 2	2.0 9 1 0 0 2	1.0 5 2 0 0 1	3.1 L 19 7 7 7 0	3.1 L 19 7 7 7 0	0.00 1.500	0.00 2.000	
Clay Condrey, R (8, 1) ERA: 3.38	2.0 9 1 0 0 2	1.0 5 2 0 0 1	3.1 L 19 7 7 7 0	0.2 8 3 3 3 0	2.0 12 5 4 4 2	2.0 9 1 0 0 2	1.0 5 2 0 0 1	3.1 L 19 7 7 7 0	0.2 8 3 3 3 0	2.0 12 5 4 4 2	2.0 9 1 0 0 2	1.0 5 2 0 0 1	3.1 L 19 7 7 7 0	0.2 8 3 3 3 0	2.0 12 5 4 4 2	3.1 L 19 7 7 7 0	9.00 3.000	0.00 2.000	
48 Brian Sanches, R (9, 1) ERA: 6.2	1.0 5 2 0 0 1	3.1 L 19 7 7 7 0	0.2 8 3 3 3 0	2.0 12 5 4 4 2	2.0 9 1 0 0 2	1.0 5 2 0 0 1	3.1 L 19 7 7 7 0	0.2 8 3 3 3 0	2.0 12 5 4 4 2	2.0 9 1 0 0 2	1.0 5 2 0 0 1	3.1 L 19 7 7 7 0	0.2 8 3 3 3 0	2.0 12 5 4 4 2	2.0 9 1 0 0 2	3.1 L 19 7 7 7 0	0.00 2.000	0.00 2.000	

Philadelphia Phillies @ Florida Marlins  
Dolphin Stadium, Miami, FL  
Fri Sep 29 2006, 7:05 PM EDT  
Att: 23,417 - Partly Cloudy - 84 F

AB 35  
R 2  
H 8  
RBI 2  
BB 4  
SO 7  
LOB 22





Batter	1	2	3	4	5	6	7	8	9	AB	R	H	RBI	BB	SO	LOB	TOP				
11 Jimmy Rollins, S OBP: 0.335, SLG: 0.479	P2	FC6-4		G6-3		L5		G5-3		5	0	0	0	0	0	3					
8 Shane Victorino, S OBP: 0.350, SLG: 0.420	F8			G6-3			K			5	1	2	0	0	1	0					
26 Chase Utley, L OBP: 0.379, SLG: 0.528	P4			K						3	0	0	0	2	1	2					
6 Ryan Howard, L OBP: 0.423, SLG: 0.661										2	1	1	1	2	1	1					
Pat Burrell, R OBP: 0.384, SLG: 0.503										3	0	1	0	1	2	2					
Joe Thurston, L OBP: 0.300, SLG: 0.278										0	0	0	0	0	0	0					
Geoff Geary, R OBP: 0.333, SLG: 0.400										0	0	0	0	0	0	0					
Randall Simon, L OBP: 0.304, SLG: 0.238										1	0	0	0	0	0	1					
45 Tom Gordon, R OBP: 0.274, SLG: 0.234										0	0	0	0	0	0	0					
Jeff Conine, R OBP: 0.326, SLG: 0.400										4	1	1	0	0	1	6					
Mike Lieberthal, R OBP: 0.240, SLG: 0.469										2	1	1	1	0	0	0					
27 Chris Coste, R OBP: 0.373, SLG: 0.497										2	0	0	0	0	1	3					
Abraham Nunez, S OBP: 0.302, SLG: 0.270										3	0	1	2	1	0	0					
Randy Wolf, L OBP: 0.240, SLG: 0.286										1	0	0	0	0	0	1					
63 Ryan Madson, R OBP: 0.299, SLG: 0.212										0	0	0	0	0	0	0					
Rick White, R ERA: 5.69										0	0	0	0	0	0	0					
4 Danny Sandoval, S OBP: 0.200, SLG: 0.278										1	0	0	0	0	0	1					
40 Matt Smith, L OBP: 0.274, SLG: 0.234										0	0	0	0	0	0	0					
29 Chris Roberson, S OBP: 0.274, SLG: 0.234										0	0	0	0	0	0	0					
<b>Inning Stats</b>	R: 0 E: 0 K: 0 S: 4	H: 0 LOB: 0 BB: 0 P: 7	R: 3 E: 0 K: 1 S: 13	H: 3 LOB: 1 BB: 1 P: 21	R: 1 E: 0 K: 3 S: 14	H: 2 LOB: 1 BB: 0 P: 19	R: 0 E: 0 K: 0 S: 10	H: 0 LOB: 3 BB: 2 P: 18	R: 0 E: 0 K: 1 S: 6	H: 0 LOB: 0 BB: 0 P: 10	R: 0 E: 0 K: 2 S: 13	H: 1 LOB: 2 BB: 1 P: 28	R: 0 E: 0 K: 0 S: 7	H: 0 LOB: 1 BB: 0 P: 10	R: 0 E: 0 K: 0 S: 10	H: 1 LOB: 1 BB: 1 P: 20	1B: 6 2B: 1 3B: 0 HR: 0	SF: 0 SAC: 1 DP: 0 HBP: 2	WP: 0 PB: 0 SB: 0 CS: 1	PA: 41	
<b>PITCHER</b>	IP WLS BF H R ER SO BB IBB HBP BLK WP HR S P ERA WHIP	IP WLS BF H R ER SO BB IBB HBP BLK WP HR S P ERA WHIP	IP WLS BF H R ER SO BB IBB HBP BLK WP HR S P ERA WHIP	IP WLS BF H R ER SO BB IBB HBP BLK WP HR S P ERA WHIP	IP WLS BF H R ER SO BB IBB HBP BLK WP HR S P ERA WHIP	IP WLS BF H R ER SO BB IBB HBP BLK WP HR S P ERA WHIP	IP WLS BF H R ER SO BB IBB HBP BLK WP HR S P ERA WHIP	IP WLS BF H R ER SO BB IBB HBP BLK WP HR S P ERA WHIP	IP WLS BF H R ER SO BB IBB HBP BLK WP HR S P ERA WHIP	IP WLS BF H R ER SO BB IBB HBP BLK WP HR S P ERA WHIP	IP WLS BF H R ER SO BB IBB HBP BLK WP HR S P ERA WHIP	IP WLS BF H R ER SO BB IBB HBP BLK WP HR S P ERA WHIP	IP WLS BF H R ER SO BB IBB HBP BLK WP HR S P ERA WHIP	IP WLS BF H R ER SO BB IBB HBP BLK WP HR S P ERA WHIP	IP WLS BF H R ER SO BB IBB HBP BLK WP HR S P ERA WHIP	IP WLS BF H R ER SO BB IBB HBP BLK WP HR S P ERA WHIP	IP WLS BF H R ER SO BB IBB HBP BLK WP HR S P ERA WHIP	IP WLS BF H R ER SO BB IBB HBP BLK WP HR S P ERA WHIP	IP WLS BF H R ER SO BB IBB HBP BLK WP HR S P ERA WHIP	IP WLS BF H R ER SO BB IBB HBP BLK WP HR S P ERA WHIP	IP WLS BF H R ER SO BB IBB HBP BLK WP HR S P ERA WHIP

Philadelphia Phillies @ Florida Marlins  
Dolphin Stadium, Miami, FL  
Sat Sep 30 2006, 1:25 PM EDT  
Att: 20,992 - Cloudy - 78 F

AB 32  
R 4  
H 7  
RBI 4  
BB 6  
SO 8  
LOB 19



Batter	1	2	3	4	5	6	7	8	9	AB	R	H	RBI	BB	SO	LOB	BOTTOM					
2 Hanley Ramirez, R OBP: 0.354, SLG: 0.483	G6-3	P5		K					G1-3	5	0	1	0	0	1	4						
6 Dan Uggla, R OBP: 0.337, SLG: 0.474	F8			G1-6-3			F7		F8	4	0	0	0	1	0	5						
Miguel Cabrera, R OBP: 0.432, SLG: 0.570							G5-4-3			4	1	1	1	0	1	3						
14 Josh Willingham, R OBP: 0.357, SLG: 0.497				G6-3						4	1	2	1	0	1	0						
Wes Helms, R OBP: 0.386, SLG: 0.572				G4-3						4	0	2	0	0	0	1						
61 Reggie Abercrombie, R, PR OBP: 0.272, SLG: 0.335										0	0	0	0	0	0	0						
Joe Borowski, R ERA: 3.14										0	0	0	0	0	0	0						
12 Cody Ross, R OBP: 0.295, SLG: 0.434	G5-3									3	0	0	0	1	0	3						
4 Alfredo Amezaga, S OBP: 0.328, SLG: 0.332										3	0	0	0	0	0	0						
Joe Borchard, S OBP: 0.321, SLG: 0.400										1	0	0	0	0	0	1						
20 Matt Treanor, R OBP: 0.324, SLG: 0.318										3	1	2	0	0	1	0						
27 Jeremy Hermida, L, (PH) OBP: 0.333, SLG: 0.389										1	0	0	0	0	0	0						
Scott Olsen, L OBP: 0.190, SLG: 0.234										2	0	2	1	0	0	0						
Chris Adair, R OBP: 0.275, SLG: 0.315										1	0	0	0	0	0	0						
37 Remyel Pinto, L ERA: 5.69										0	0	0	0	0	0	0						
57 Taylor Tankersley, L ERA: 0.87										1	0	1	0	0	0	0						
Jason Wood, R OBP: 0.200, SLG: 0.278										0	0	0	0	0	0	0						
1 Eric Reed, L OBP: 0.190, SLG: 0.193										0	0	0	0	0	0	0						
<b>Inning Stats</b>	R: 2 E: 0 K: 0 S: 21	H: 3 LOB: 1 BB: 0 P: 30	R: 1 E: 0 K: 0 S: 15	H: 2 LOB: 2 BB: 1 P: 26	R: 0 E: 0 K: 0 S: 10	H: 0 LOB: 0 BB: 1 P: 21	R: 0 E: 0 K: 1 S: 11	H: 2 LOB: 2 BB: 0 P: 18	R: 0 E: 0 K: 1 S: 10	H: 1 LOB: 1 BB: 0 P: 12	R: 0 E: 0 K: 2 S: 11	H: 0 LOB: 0 BB: 0 P: 13	R: 0 E: 0 K: 0 S: 5	H: 1 LOB: 0 BB: 0 P: 7	R: 0 E: 0 K: 1 S: 6	H: 1 LOB: 1 BB: 0 P: 9	R: 0 E: 0 K: 0 S: 13	H: 1 LOB: 2 BB: 0 P: 17	1B: 7 2B: 1 3B: 1 HR: 2	SF: 0 SAC: 0 DP: 1 HBP: 0	WP: 1 PB: 1 SB: 0 CS: 1	PA: 39
<b>PITCHER</b>	IP WLS BF H R ER SO BB IBB HBP BLK WP HR S P ERA WHIP	IP WLS BF H R ER SO BB IBB HBP BLK WP HR S P ERA WHIP	IP WLS BF H R ER SO BB IBB HBP BLK WP HR S P ERA WHIP	IP WLS BF H R ER SO BB IBB HBP BLK WP HR S P ERA WHIP	IP WLS BF H R ER SO BB IBB HBP BLK WP HR S P ERA WHIP	IP WLS BF H R ER SO BB IBB HBP BLK WP HR S P ERA WHIP	IP WLS BF H R ER SO BB IBB HBP BLK WP HR S P ERA WHIP	IP WLS BF H R ER SO BB IBB HBP BLK WP HR S P ERA WHIP	IP WLS BF H R ER SO BB IBB HBP BLK WP HR S P ERA WHIP	IP WLS BF H R ER SO BB IBB HBP BLK WP HR S P ERA WHIP	IP WLS BF H R ER SO BB IBB HBP BLK WP HR S P ERA WHIP	IP WLS BF H R ER SO BB IBB HBP BLK WP HR S P ERA WHIP	IP WLS BF H R ER SO BB IBB HBP BLK WP HR S P ERA WHIP	IP WLS BF H R ER SO BB IBB HBP BLK WP HR S P ERA WHIP	IP WLS BF H R ER SO BB IBB HBP BLK WP HR S P ERA WHIP	IP WLS BF H R ER SO BB IBB HBP BLK WP HR S P ERA WHIP	IP WLS BF H R ER SO BB IBB HBP BLK WP HR S P ERA WHIP	IP WLS BF H R ER SO BB IBB HBP BLK WP HR S P ERA WHIP	IP WLS BF H R ER SO BB IBB HBP BLK WP HR S P ERA WHIP	IP WLS BF H R ER SO BB IBB HBP BLK WP HR S P ERA WHIP	IP WLS BF H R ER SO BB IBB HBP BLK WP HR S P ERA WHIP	

Philadelphia Phillies @ Florida Marlins  
Dolphin Stadium, Miami, FL  
Sat Sep 30 2006, 1:25 PM EDT  
Att: 20,992 - Cloudy - 78 F

AB 36  
R 3  
H 11  
RBI 3  
BB 2  
SO 5  
LOB 17





Batter	1	2	3	4	5	6	7	8	9	10	11	AB	R	H	RBI	BB	SO	LOB	TOP						
11 Jimmy Rollins, S OBP: 0.334, SLG: 0.478 4 Danny Sandoval, S OBP: 0.279, SLG: 0.237	G6-3		G1-3	1B			G4-3		G3-1		G4-3	2	0	0	0	0	0	0							
8 Shane Victorino, S OBP: 0.345, SLG: 0.414	G4-3		F9	F8			K		G6-3			5	0	0	0	0	1	1							
26 Chase Utley, L OBP: 0.379, SLG: 0.527 Joe Thurston, L OBP: 0.300, SLG: 0.278	K		BB				6 1B	2B	K			4	1	1	0	1	3	0							
6 Ryan Howard, L OBP: 0.425, SLG: 0.659 52 Fabio Castro, L		51 1B	BB	BB			F8					3	0	1	1	1	1	0							
Pat Burrell, R OBP: 0.300, SLG: 0.502 29 Chris Roberson, S OBP: 0.214, SLG: 0.244		51 1B	BB	BB			F8					1	0	0	0	3	1	1							
Jeff Conine, R OBP: 0.325, SLG: 0.399 9 Michael Bourn, L OBP: 0.222, SLG: 0.125			F9				K					1	0	0	0	0	0	2							
51 Carlos Ruiz, R OBP: 0.316, SLG: 0.435							K					5	0	2	0	0	2	0							
Abraham Nunez, S OBP: 0.303, SLG: 0.273			F6				F9-3					4	1	1	0	1	0	4							
39 Brett Myers, R OBP: 0.317, SLG: 0.362 Clay Condrey, R							4 1B	2B				3	0	0	0	0	3	4							
27 Chris Coste, R OBP: 0.376, SLG: 0.505												1	0	1	0	0	0	0							
<b>Inning Stats</b>	R: 0 E: 0 K: 1 S: 7	H: 0 LOB: 0 BB: 0 P: 9	R: 0 E: 0 K: 1 S: 7	H: 1 LOB: 3 BB: 1 P: 16	R: 0 E: 0 K: 1 S: 11	H: 0 LOB: 3 BB: 3 P: 26	R: 1 E: 0 K: 2 S: 11	H: 2 LOB: 1 BB: 0 P: 20	R: 0 E: 0 K: 2 S: 11	H: 0 LOB: 1 BB: 1 P: 20	R: 1 E: 0 K: 2 S: 14	H: 2 LOB: 1 BB: 0 P: 19	R: 0 E: 0 K: 2 S: 9	H: 0 LOB: 1 BB: 1 P: 19	R: 0 E: 0 K: 1 S: 6	H: 0 LOB: 1 BB: 0 P: 8	R: 0 E: 0 K: 1 S: 5	H: 0 LOB: 1 BB: 0 P: 7	R: 0 E: 0 K: 0 S: 9	H: 1 LOB: 1 BB: 1 P: 14	1B: 4 2B: 5 3B: 0 HR: 0	SF: 0 SAC: 0 DP: 2 HBP: 2	WP: 0 PB: 0 SB: 0 CS: 0	PA: 46	
<b>PITCHER</b>	IP WLS BF H R ER SO BB IBB HBP BLK WP HR S P ERA WHIP	1.1 1.1 17 2 1 1 6 4 0 0 0 0 0 0 37 72 0.00 1.500	4.5 4.5 17 3 1 1 3 0 0 0 0 0 0 21 33 4.50 1.500	1.0 1.0 4 0 0 0 2 1 0 0 0 0 0 0 9 19 0.00 1.000	1.0 1.0 3 0 0 0 1 0 0 0 0 0 0 0 6 8 0.00 0.000	4.1 4.1 2.0 2.0 7 7 1 1 0 0 0 0 0 0 19 19 0.00 1.500	2.0 2.0 7 1 0 0 0 0 0 0 0 0 0 0 7 7 0.00 0.500																		

Philadelphia Phillies @ Florida Marlins  
Dolphin Stadium, Miami, FL  
Sun, Oct. 01 2006, 1:05 PM EDT  
Att. 36,768 - Partly Cloudy - 88 F

AB 38  
R 2  
H 7  
RBI 2  
BB 6  
SO 14  
LOB 19



Batter	1	2	3	4	5	6	7	8	9	10	11	AB	R	H	RBI	BB	SO	LOB	BOTTOM					
Miguel Cabrera, R OBP: 0.430, SLG: 0.568 Jason Wood, R OBP: 0.500, SLG: 0.615	K		K			G5-3	L6		P4			2	0	0	0	0	2	0						
2 Hanley Ramirez, R OBP: 0.353, SLG: 0.460 11 Robert Andino, R OBP: 0.185, SLG: 0.208	K		P6			F7			E6		K	3	0	0	0	0	1	0						
6 Dan Uggla, R OBP: 0.339, SLG: 0.480 1 Eric Reed, L OBP: 0.178, SLG: 0.098	1B		G6-3			HR			B2-6-3		K	3	1	2	1	0	0	0						
Wes Helms, R OBP: 0.390, SLG: 0.575	F7										K	4	0	2	0	1	1	1						
Joe Borchard, S OBP: 0.319, SLG: 0.393		G4-3				G6-3					G1-3	4	0	0	0	1	1	2						
12 Cody Ross, R OBP: 0.293, SLG: 0.431 Chris Aquila, R OBP: 0.298, SLG: 0.337		F9				K						2	0	0	0	0	1	0						
4 Alfredo Amezaga, S OBP: 0.332, SLG: 0.332						G3-1			G3			3	2	1	0	1	0	1						
20 Matt Treanor, R OBP: 0.328, SLG: 0.318						G4-3			E5		SH1-4	3	0	1	1	1	0	1						
Dornelle Wilks, L ERA: 3.91 44 Jose Garcia, R ERA: 4.91 27 Jeremy Hermida, L ERA: 5.91 14 Ryan Winters, R ERA: 3.14 31 Rayner Pinto, L ERA: 3.75 61 Proggie Abernethy, R ERA: 3.14 Matt Herge, L ERA: 4.31 Paul Hooper, R ERA: 3.75						F8			K		F9	0	0	0	0	0	0	0						
<b>Inning Stats</b>	R: 0 E: 0 K: 2 S: 12	H: 1 LOB: 1 BB: 0 P: 18	R: 1 E: 0 K: 1 S: 11	H: 2 LOB: 1 BB: 0 P: 16	R: 0 E: 0 K: 1 S: 6	H: 0 LOB: 0 BB: 0 P: 7	R: 0 E: 0 K: 2 S: 9	H: 0 LOB: 0 BB: 0 P: 12	R: 0 E: 0 K: 0 S: 9	H: 1 LOB: 2 BB: 0 P: 13	R: 1 E: 0 K: 1 S: 17	H: 1 LOB: 1 BB: 1 P: 25	R: 0 E: 1 K: 1 S: 11	H: 1 LOB: 2 BB: 0 P: 17	R: 0 E: 1 K: 1 S: 8	H: 1 LOB: 2 BB: 1 P: 14	R: 0 E: 0 K: 2 S: 12	H: 1 LOB: 1 BB: 0 P: 19	R: 1 E: 0 K: 0 S: 11	H: 2 LOB: 3 BB: 1 P: 21	1B: 6 2B: 2 3B: 0 HR: 1	SF: 0 SAC: 1 DP: 1 HBP: 1	WP: 0 PB: 0 SB: 1 CS: 0	PA: 46
<b>PITCHER</b>	IP WLS BF H R ER SO BB IBB HBP BLK WP HR S P ERA WHIP	6.0 6.0 23 4 1 2 7 1 0 0 0 0 0 0 64 91 3.00 0.833	1.0 1.0 5 1 0 0 1 0 0 0 0 0 0 0 11 17 0.00 1.000	2.0 2.0 9 1 0 0 1 1 1 0 0 0 0 0 15 26 0.00 1.000	1.1 1.1 9 3 1 1 2 1 0 1 0 0 0 0 23 40 6.75 3.000																			

Philadelphia Phillies @ Florida Marlins  
Dolphin Stadium, Miami, FL  
Sun, Oct. 01 2006, 1:05 PM EDT  
Att. 36,768 - Partly Cloudy - 88 F

AB 40  
R 3  
H 9  
RBI 3  
BB 4  
SO 11  
LOB 18

