

Philadelphia Phillies - 2007

| Batter | 1 | 2 | 3 | 4 | 5 | 6 | 7 | 8 | 9 | AB | R | H | RBI | BB | SO | LOB | TOP | | | | | | | | | | | | | | | | | | | | | |
|--|------------------------------|----------------------------------|-------------------------------|----------------------------------|-------------------------------|----------------------------------|-------------------------------|----------------------------------|------------------------------|---------------------------------|-------------------------------|----------------------------------|------------------------------|---------------------------------|------------------------------|---------------------------------|--|--------------------------------------|-----------------------------------|------------------------------------|----------------------------------|--------|-----|----|---|---|----|----|----|-----|-----|-----|----|----|----|------|-------|------|
| 11 Jimmy Rollins, S (1, 6) 4 Danny Sandoval, S (5, 6) OBP: 1.000, SLG: 1.500 | L8 | | F7 | | L6 | | 1B | | 2B | 3 | 0 | 0 | 0 | 0 | 0 | 2 | Philadelphia Phillies @ Detroit Tigers Joker Marchant Stadium, Lakeland, FL Thu Mar 01 2007, 1:05 PM EST Att: 5,770 - Sunny - 78 F | | | | | | | | | | | | | | | | | | | | | |
| 8 Shane Victorino, S (1, 8) 9 Michael Bourn, L (5, 8) OBP: 0.500, SLG: 0.500 | G3-6-3 | | 1B | | F7 | | 1B | | F9 | 3 | 0 | 2 | 0 | 0 | 0 | 1 | | | | | | | | | | | | | | | | | | | | | | |
| Karim Garcia, L (1, 9) OBP: 0.400, SLG: 0.600 | G3-6-3 | | G1-3 | | 2B | | 1B | | P5 | 5 | 0 | 2 | 2 | 0 | 0 | 4 | | | | | | | | | | | | | | | | | | | | | | |
| Wes Helms, R (1, 5) 78 Brennan King, R (6, 5) | | L6 | | 19 HR | F8 | | G6-3 | | | 3 | 1 | 1 | 0 | 0 | 0 | 1 | | | | | | | | | | | | | | | | | | | | | | |
| 19 Greg Dobbs, L (1, 3) OBP: 0.750, SLG: 1.500 | | G5-3 | | HR | | 2B | 1B | | 29 CS | 4 | 2 | 3 | 2 | 0 | 0 | 0 | | | | | | | | | | | | | | | | | | | | | | |
| 28 Jayson Werth, R (1, 7) 29 Chris Roberson, S (4, 7) | | | | G5-3 | | K | CS | | K | 1 | 0 | 0 | 0 | 1 | 0 | 0 | | | | | | | | | | | | | | | | | | | | | | |
| Randall Simon, L (1, 10) 60 Ronald Calloway, L (6, PR) (6, 10) | | G6-3 | | P6 | | 73 1B | 2B | | K2-3 | 3 | 0 | 1 | 1 | 0 | 0 | 1 | | | | | | | | | | | | | | | | | | | | | | |
| 73 Brent Abernathy, R (1, 4) OBP: 0.250, SLG: 0.250 | | | F7 | P5 | | 2H | 1B | | L4 | 4 | 0 | 1 | 1 | 0 | 0 | 0 | | | | | | | | | | | | | | | | | | | | | | |
| 51 Carlos Ruiz, R (1, 2) 68 Jason Hill, R (5, 2) | | | E3 | | 2B | | F8 | | G6-3 | 2 | 1 | 1 | 0 | 0 | 0 | 0 | | | | | | | | | | | | | | | | | | | | | | |
| | | | | | | | | | | 2 | 0 | 0 | 0 | 0 | 0 | 1 | | | | | | | | | | | | | | | | | | | | | | |
| Inning Stats | R: 0 E: 0 K: 0 S: 7 | H: 1 LOB: 0 BB: 0 P: 10 | R: 0 E: 0 K: 0 S: 11 | H: 0 LOB: 1 BB: 1 P: 20 | R: 0 E: 1 K: 0 S: 11 | H: 1 LOB: 2 BB: 0 P: 14 | R: 2 E: 0 K: 0 S: 11 | H: 2 LOB: 0 BB: 0 P: 19 | R: 1 E: 0 K: 0 S: 5 | H: 2 LOB: 1 BB: 0 P: 6 | R: 2 E: 0 K: 0 S: 10 | H: 3 LOB: 1 BB: 0 P: 14 | R: 2 E: 0 K: 0 S: 5 | H: 4 LOB: 0 BB: 0 P: 6 | R: 0 E: 0 K: 2 S: 7 | H: 0 LOB: 0 BB: 0 P: 7 | R: 0 E: 0 K: 0 S: 7 | H: 1 LOB: 1 BB: 0 P: 10 | 1B: 10 2B: 3 3B: 0 HR: 1 | SF: 0 SAC: 0 DP: 2 HBP: 0 | WP: 0 PB: 0 SB: 0 CS: 1 | PA: 40 | | | | | | | | | | | | | | | | |
| PITCHER | IP | WLS | BF | H | R | ER | SO | BB | IBB | HBP | BLK | WP | HR | S | P | ERA | WHIP | PITCHER | | | | IP | WLS | BF | H | R | ER | SO | BB | IBB | HBP | BLK | WP | HR | S | P | ERA | WHIP |
| Mike Maroth, L (1, 1) ERA: 18.0 | 2.0 | | 7 | 1 | 0 | 0 | 0 | 1 | 0 | 0 | 0 | 0 | 0 | 18 | 30 | 0.00 | 1.000 | 56 Fernando Rodney, R (9, 1) ERA: | | | | 1.0 | S | 4 | 1 | 0 | 0 | 0 | 0 | 0 | 0 | 0 | 0 | 7 | 10 | 0.00 | 1.000 | |
| 35 Justin Verlander, R (3, 1) ERA: 13.5 | 1.0 | | 5 | 1 | 0 | 0 | 0 | 0 | 0 | 0 | 0 | 0 | 0 | 11 | 14 | 0.00 | 1.000 | | | | | | | | | | | | | | | | | | | | | |
| 71 Dennis Tankersley, R (4, 1) ERA: 18.0 | 2.0 | | 10 | 4 | 3 | 3 | 0 | 0 | 0 | 0 | 0 | 0 | 1 | 16 | 25 | 13.50 | 2.000 | | | | | | | | | | | | | | | | | | | | | |
| 36 Frankie De La Cruz, R (6, 1) ERA: 18.0 | 2.0 | W | 10 | 7 | 4 | 4 | 1 | 0 | 0 | 0 | 0 | 0 | 0 | 15 | 20 | 18.00 | 3.500 | | | | | | | | | | | | | | | | | | | | | |
| 54 Joel Zumaya, R (8, 1) ERA: | 1.0 | H | 3 | 0 | 0 | 0 | 2 | 0 | 0 | 0 | 0 | 0 | 0 | 7 | 7 | 0.00 | 0.000 | | | | | | | | | | | | | | | | | | | | | |

AB 38
R 7
H 14
RBI 6
BB 1
SO 3
LOB 13



| Batter | 1 | 2 | 3 | 4 | 5 | 6 | 7 | 8 | 9 | AB | R | H | RBI | BB | SO | LOB | BOTTOM | | | | | | | | | | | | | | | | | | | | | |
|---|------------------------------|----------------------------------|-------------------------------|----------------------------------|-------------------------------|----------------------------------|------------------------------|----------------------------------|------------------------------|---------------------------------|------------------------------|----------------------------------|-------------------------------|----------------------------------|------------------------------|---------------------------------|--|------------------------------------|----------------------------------|--------|--|-----|-----|----|---|---|----|----|----|-----|-----|-----|----|----|----|------|-------|------|
| Ivan Rodriguez, R (1, 2) OBP: 0.667, SLG: 0.500 Mike Rabelo, S (5, 2) OBP: 0.333, SLG: 0.333 | G5-3 | | 3 HR | 14 1B | 14 FC6-4 | 1B | | | G4-3 | 2 | 1 | 1 | 0 | 1 | 0 | 0 | Philadelphia Phillies @ Detroit Tigers Joker Marchant Stadium, Lakeland, FL Thu Mar 01 2007, 1:05 PM EST Att: 5,770 - Sunny - 78 F | | | | | | | | | | | | | | | | | | | | | |
| 14 Placido Polanco, R (1, 4) OBP: 0.500, SLG: 0.750 39 Ramon Santiago, S (6, PR) (7, 4) | G6-3 | | 3 HR | 1B | 1-2 | | | | F8 | 4 | 1 | 2 | 2 | 0 | 0 | 1 | | | | | | | | | | | | | | | | | | | | | | |
| 3 Gary Sheffield, R (1, 10) OBP: 0.333, SLG: 1.333 74 Timo Perez, L (6, PH) (7, 10) | E5 | | 1H 2H | HR | | | | | G3-1 | 3 | 1 | 1 | 3 | 0 | 0 | 0 | | | | | | | | | | | | | | | | | | | | | | |
| 9 Carlos Guillen, S (1, 6) 63 Brent Dlugach, R (6, 6) | F9 | | G4-3 | | | | | | | 3 | 0 | 0 | 0 | 0 | 0 | 1 | | | | | | | | | | | | | | | | | | | | | | |
| 30 Magglio Ordonez, R (1, 9) OBP: 0.333, SLG: 0.667 24 Brent Clevlen, R (6, 9) | K | | G4-3 | 2B | | | | | | 1 | 0 | 0 | 0 | 0 | 0 | 0 | | | | | | | | | | | | | | | | | | | | | | |
| Sean Casey, L (1, 3) OBP: 0.400, SLG: 1.000 67 Mike Hessman, R (5, 3) OBP: 0.333, SLG: 0.667 | 1B | | G4-3 | | | | | | | 2 | 1 | 1 | 0 | 0 | 0 | 0 | | | | | | | | | | | | | | | | | | | | | | |
| Craig Monroe, R (1, 7) OBP: 0.333, SLG: 0.333 73 Brandon Watson, L (7, 7) OBP: 0.200, SLG: 0.200 | 2B | | K | | | | | | | 3 | 0 | 1 | 0 | 0 | 2 | 1 | | | | | | | | | | | | | | | | | | | | | | |
| 28 Curtis Granderson, L (1, 8) OBP: 0.375, SLG: 0.333 66 Cameron Maybin, R (6, PR) (7, 8) | SF9 | | | L5 | | | | | | 1 | 1 | 1 | 1 | 0 | 0 | 0 | | | | | | | | | | | | | | | | | | | | | | |
| 15 Brandon Inge, R (1, 5) 45 Kody Kirkland, R (7, 5) | K | | | K | | | | | | 2 | 0 | 1 | 1 | 0 | 0 | 0 | | | | | | | | | | | | | | | | | | | | | | |
| | | | | | | | | | | 1 | 0 | 0 | 0 | 0 | 1 | 0 | | | | | | | | | | | | | | | | | | | | | | |
| Inning Stats | R: 0 E: 1 K: 0 S: 9 | H: 0 LOB: 1 BB: 0 P: 12 | R: 1 E: 1 K: 2 S: 11 | H: 2 LOB: 1 BB: 0 P: 19 | R: 3 E: 0 K: 1 S: 17 | H: 3 LOB: 1 BB: 1 P: 27 | R: 0 E: 0 K: 1 S: 9 | H: 1 LOB: 0 BB: 0 P: 16 | R: 0 E: 0 K: 0 S: 5 | H: 0 LOB: 0 BB: 0 P: 8 | R: 3 E: 1 K: 1 S: 9 | H: 3 LOB: 3 BB: 1 P: 13 | R: 2 E: 0 K: 1 S: 12 | H: 2 LOB: 0 BB: 0 P: 20 | R: 0 E: 0 K: 0 S: 5 | H: 0 LOB: 0 BB: 0 P: 8 | 1B: 6 2B: 4 3B: 0 HR: 1 | SF: 1 SAC: 0 DP: 0 HBP: 0 | WP: 2 PB: 0 SB: 1 CS: 0 | PA: 39 | | | | | | | | | | | | | | | | | | |
| PITCHER | IP | WLS | BF | H | R | ER | SO | BB | IBB | HBP | BLK | WP | HR | S | P | ERA | WHIP | PITCHER | | | | IP | WLS | BF | H | R | ER | SO | BB | IBB | HBP | BLK | WP | HR | S | P | ERA | WHIP |
| Jamie Moyer, L (1, 1) ERA: 18.0 | 2.0 | | 12 | 4 | 4 | 4 | 2 | 1 | 0 | 0 | 0 | 0 | 0 | 20 | 32 | 0.00 | 0.667 | 52 Fabio Castro, L (3, 1) ERA: | | | | 3.0 | | 11 | 2 | 0 | 0 | 2 | 0 | 0 | 0 | 0 | 0 | 20 | 32 | 0.00 | 0.667 | |
| 74 Anderson Garcia, R (6, 1) ERA: | 1.0 | B | 8 | 3 | 3 | 0 | 1 | 1 | 0 | 0 | 0 | 1 | 0 | 9 | 13 | 0.00 | 4.000 | | | | | | | | | | | | | | | | | | | | | |
| 48 Brian Sanches, R (7, 1) ERA: 18.0 | 1.0 | L | 5 | 2 | 2 | 2 | 1 | 0 | 0 | 0 | 0 | 1 | 0 | 12 | 20 | 18.00 | 2.000 | | | | | | | | | | | | | | | | | | | | | |
| 55 Clay Condrey, R (8, 1) ERA: | 1.0 | | 3 | 0 | 0 | 0 | 0 | 0 | 0 | 0 | 0 | 0 | 0 | 5 | 8 | 0.00 | 0.000 | | | | | | | | | | | | | | | | | | | | | |

AB 36
R 9
H 11
RBI 8
BB 2
SO 6
LOB 11



| Batter | 1 | 2 | 3 | 4 | 5 | 6 | 7 | 8 | 9 | AB | R | H | RBI | BB | SO | LOB | TOP | | |
|---|---|---|------------------------------|---------------------------------|------------------------------|---------------------------------|------------------------------|---------------------------------|------------------------------|---------------------------------|------------------------------|---------------------------------|------------------------------|---------------------------------|------------------------------|---------------------------------|----------------------------------|------------------------------------|-----------------|
| 11 Luis Rivas, R (1,4) 7 Joe Inglett, L OBP: 0.333, SLG: 0.333 | 0-0 F9 | | 0-0 P4 | | 0-0 G4-3 | | 0-3 K | | | 3 | 0 | 0 | 0 | 0 | 0 | 0 | | | |
| 15 Mike Rouse, L (1,6) 27 Hector Luna, R OBP: 0.250, SLG: 0.250 | 0-3 K | | 0-3 K | | | 0-0 F7 | | 0-0 G5-3 | | 3 | 0 | 0 | 0 | 0 | 2 | 0 | | | |
| Jason Michaels, R (1,8) 62 Trevor Crowe, S OBP: 0.333, SLG: 0.333 | 0-0 P3 | | | | | 0-0 L6 | | 0-0 L3 | | 3 | 0 | 1 | 0 | 0 | 0 | 0 | | | |
| Casey Blake, R (1,3) Alan Zinter, S OBP: 0.667, SLG: 1.667 OBP: 0.333, SLG: 0.333 | | 0-0 HR | 0-3 K | | | 0-0 1B | | 0-0 G4-3 | | 3 | 1 | 2 | 1 | 0 | 1 | 1 | | | |
| 17 Shin-Soo Choo, L (1,7) 38 Franklin Gutierrez, R OBP: 0.500, SLG: 1.000 | | 0-0 G3 | | | 0-0 G4-3 | | | | 0-0 2B | 3 | 0 | 0 | 0 | 0 | 0 | 1 | | | |
| 10 Kelly Shoppach, R (1,2) 76 Wyatt Teregas, R | | | | | 0-0 1B | | | | 0-0 F8 | 2 | 1 | 2 | 1 | 0 | 0 | 0 | | | |
| 30 Andy Marte, R (1,5) 16 Keith Ginter, R OBP: 0.250, SLG: 0.667 | | 0-3 K | | | 0-0 G5-4-3 | | | | 0-0 P5 | 2 | 0 | 0 | 0 | 0 | 1 | 1 | | | |
| 65 Ben Francisco, R (1,9) | | | | | | 0-0 F9 | | | 0-0 F7 | 4 | 1 | 2 | 2 | 0 | 0 | 1 | | | |
| 75 Brad Snyder, L (1,10) | | | | | | | | | 0-0 G4-3 | 3 | 0 | 0 | 0 | 0 | 1 | 1 | | | |
| Inning Stats | R: 0 E: 0 K: 1 S: 5 | H: 0 LOB: 0 BB: 0 P: 5 | R: 2 E: 0 K: 1 S: 8 | H: 3 LOB: 1 BB: 0 P: 8 | R: 0 E: 0 K: 2 S: 8 | H: 1 LOB: 1 BB: 0 P: 8 | R: 0 E: 0 K: 0 S: 3 | H: 1 LOB: 0 BB: 0 P: 3 | R: 0 E: 0 K: 1 S: 4 | H: 0 LOB: 0 BB: 0 P: 5 | R: 2 E: 0 K: 1 S: 7 | H: 2 LOB: 0 BB: 0 P: 7 | R: 0 E: 0 K: 0 S: 3 | H: 0 LOB: 0 BB: 0 P: 3 | R: 0 E: 0 K: 0 S: 4 | H: 1 LOB: 1 BB: 0 P: 4 | 1B: 3 2B: 3 3B: 0 HR: 3 | SF: 0 SAC: 0 DP: 1 HBP: 0 | WP: 0 PA: 35 |
| PITCHER | IP WLS BF H R ER SO BB IBB HBP BLK WP HR S P ERA WHIP | 39 Brett Myers, R (1,1) 3.0 W 13 4 2 2 4 0 0 0 0 0 2 21 21 6.00 1.333 Justin Germano, R (4,1) 1.0 3 1 0 0 0 0 0 0 0 0 0 3 3 0.00 1.000 66 J.A. Happ, L (5,1) 2.0 7 1 0 0 1 0 0 0 0 0 0 9 9 0.00 0.500 63 Ryan Madson, R (7,1) 1.0 5 2 2 2 1 0 0 0 0 0 1 7 7 18.00 2.000 64 Jim Crowell, L (8,1) 1.0 H 3 0 0 0 0 0 0 0 0 0 0 3 3 0.00 0.000 | | | | | | | | | | | | | | | | | |

Cleveland Indians @ Philadelphia Phillies
Bright House Networks Field, Clearwater, FL
Fri Mar 02 2007, 1:05 PM EST
Att: 6,146 - Cloudy - 77 F

AB 35
R 4
H 9
RBI 4
BB 0
SO 6
LOB 7



| Batter | 1 | 2 | 3 | 4 | 5 | 6 | 7 | 8 | 9 | AB | R | H | RBI | BB | SO | LOB | BOTTOM | | |
|--|---|---|------------------------------|---------------------------------|------------------------------|----------------------------------|------------------------------|---------------------------------|------------------------------|---------------------------------|------------------------------|---------------------------------|------------------------------|---------------------------------|------------------------------|---------------------------------|----------------------------------|------------------------------------|-----------------|
| 11 Jimmy Rollins, S (1,6) 4 Danny Sandoval, S OBP: 0.667, SLG: 1.000 | 4-0 8 S BB | 0-0 G5-4-3 | 0-0 G5-3 | | | 0-0 E6 | | | | 2 | 1 | 0 | 0 | 1 | 0 | 2 | | | |
| 8 Shane Victorino, S (1,9) 9 Michael Bourn, L OBP: 0.333, SLG: 0.333 | 1-0 E5 6 S 1B | 0-0 1B | | | 0-0 G6-3 | | 0-0 P3 | | | 3 | 1 | 2 | 0 | 0 | 0 | 0 | | | |
| 26 Chase Utley, L (1,4) 73 Brent Abernathy, R OBP: 0.200, SLG: 0.200 | 0-0 L8 | 0-3 K | | | 0-0 F7 | | | | 0-0 F9 | 3 | 0 | 0 | 0 | 0 | 1 | 2 | | | |
| 6 Ryan Howard, L (1,3) 27 Chris Coste, R OBP: 0.667, SLG: 2.000 | 4-0 1B SF9 BB | | 0-0 HR | | 0-3 K2-3 | | | | 0-0 P6 | 2 | 2 | 1 | 1 | 1 | 1 | 0 | | | |
| Pat Burrell, R (1,10) 19 Greg Dobbs, L OBP: 0.667, SLG: 0.500 OBP: 0.600, SLG: 1.200 | 0-0 SF9 1B | | 4-0 2B 1B BB | | 0-0 G5-3 | | | | 0-0 F7 | 2 | 1 | 1 | 1 | 1 | 0 | 0 | | | |
| Karin Garcia, L (1,7) 60 Ronald Colloway, L | 0-0 1B | | 0-0 1B 2B BB | | 0-0 G5-3 | | | | 0-0 G4-3 | 3 | 1 | 2 | 0 | 0 | 0 | 0 | | | |
| Aaron Rowand, R (1,8) 29 Chris Roberson, S | 0-0 SF9 | | 0-3 K | | | 0-0 G5-3 | | | 0-3 K2-3 | 2 | 0 | 0 | 1 | 0 | 1 | 2 | | | |
| Abraham Nunez, S (1,5) 78 Brennan King, R | 0-0 L3 | | 0-0 1B | | | | | | 0-0 G5-3 | 2 | 0 | 1 | 2 | 0 | 0 | 2 | | | |
| 2 Rod Barajas, R (1,2) 37 Ryan Budde, R | | 0-0 1B | 0-0 P3 | | | | | | 0-3 K | 2 | 0 | 1 | 0 | 0 | 0 | 1 | | | |
| Inning Stats | R: 3 E: 1 K: 0 S: 6 | H: 3 LOB: 2 BB: 2 P: 15 | R: 0 E: 0 K: 1 S: 6 | H: 2 LOB: 1 BB: 0 P: 6 | R: 3 E: 0 K: 1 S: 8 | H: 3 LOB: 1 BB: 1 P: 12 | R: 0 E: 0 K: 1 S: 5 | H: 0 LOB: 0 BB: 0 P: 5 | R: 0 E: 0 K: 0 S: 3 | H: 0 LOB: 0 BB: 0 P: 3 | R: 0 E: 1 K: 2 S: 8 | H: 0 LOB: 1 BB: 0 P: 8 | R: 0 E: 0 K: 0 S: 3 | H: 0 LOB: 0 BB: 0 P: 3 | R: 0 E: 0 K: 1 S: 5 | H: 0 LOB: 0 BB: 0 P: 5 | 1B: 6 2B: 1 3B: 0 HR: 1 | SF: 1 SAC: 0 DP: 1 HBP: 0 | WP: 0 PA: 35 |
| PITCHER | IP WLS BF H R ER SO BB IBB HBP BLK WP HR S P ERA WHIP | 55 Roberto Hernandez, R (1,1) 1.0 L 8 3 3 3 0 2 0 0 0 0 0 0 6 6 27.00 5.000 58 Juan Lara, L (2,1) 1.0 4 2 0 0 0 1 0 0 0 0 0 0 6 6 0.00 2.000 63 Rafael Betancourt, R (3,1) 1.0 7 3 3 3 3 1 0 0 0 0 0 1 8 12 27.00 4.000 46 Aaron Fultz, L (4,1) 1.0 3 0 0 0 0 1 0 0 0 0 0 0 5 5 0.00 0.000 Jason Davis, R (5,1) 1.0 3 0 0 0 0 0 0 0 0 0 0 0 3 3 0.00 0.000 | | | | | | | | | | | | | | | | | |

Cleveland Indians @ Philadelphia Phillies
Bright House Networks Field, Clearwater, FL
Fri Mar 02 2007, 1:05 PM EST
Att: 6,146 - Cloudy - 77 F

AB 31
R 6
H 8
RBI 5
BB 3
SO 6
LOB 10




| Batter | 1 | 2 | 3 | 4 | 5 | 6 | 7 | 8 | 9 | AB | R | H | RBI | BB | SO | LOB | TOP | | | | | |
|--|--------------------------------|----------------------------------|------------------------------|----------------------------------|-------------------------------|----------------------------------|------------------------------|---------------------------------|------------------------------|---------------------------------|------------------------------|---------------------------------|------------------------------|----------------------------------|------------------------------|---------------------------------|------------------------------|---------------------------------|-----------------------------------|------------------------------------|----------------------------------|--------|
| 11 Jimmy Rollins, S OBP: 0.385, SLG: 0.111 73 Brent Abernathy, R OBP: 0.125, SLG: 0.125 | 4-0 26 1B 19 SF8 8 1B | 4-0 8 1B 8 S | 0-0 F8 | | 0-0 F7 | | 0-0 F8 | | | 2 | 2 | 0 | 0 | 0 | 2 | 0 | 3 | | | | | |
| 8 Shane Victorino, S OBP: 0.600, SLG: 0.571 | 0-0 26 1B 2B | 1-0 26 BB 1B | | | 0-0 G1 | | 0-0 G4-3 | | | 5 | 1 | 2 | 1 | 0 | 0 | 3 | | | | | | |
| 26 Chase Utley, L OBP: 0.357, SLG: 0.182 | 0-0 2B 1-2 2-3 | 4-0 1B | | | 0-0 CS 1B | | | 0-0 G6-3 | | 4 | 1 | 2 | 0 | 1 | 1 | 0 | | | | | | |
| Karim Garcia, L OBP: 0.385, SLG: 0.615 Justin Germano, R OBP: 0.200, SLG: 0.200 | 0-0 P4 | 0-0 F9 | | | 0-1 2B | | | 0-0 F8 | | 3 | 0 | 1 | 0 | 0 | 0 | 5 | | | | | | |
| 64 Jim Crowell, L OBP: 0.200, SLG: 0.200 2 Rod Barajas, R OBP: 0.200, SLG: 0.200 59 John Ennis, R OBP: 0.200, SLG: 0.200 | | | | | 1-2 2B | | | | | 1 | 0 | 0 | 0 | 0 | 0 | 0 | | | | | | |
| 19 Greg Dobbs, L OBP: 0.500, SLG: 1.071 | 0-0 SF8 | | | | 0-0 F8 | | | 0-0 F9 | | 4 | 0 | 0 | 1 | 0 | 1 | 1 | | | | | | |
| Wes Helms, R OBP: 0.455, SLG: 0.545 | 0-0 3-H 1-H 2-H 2B | | | | 0-0 FC6 1B | | | 0-0 F9 | | 5 | 0 | 2 | 2 | 0 | 1 | 0 | | | | | | |
| 9 Michael Bourn, L OBP: 0.500, SLG: 0.615 | 0-3 K | | | | 0-0 51 1B 51 HR | | | 0-0 F8 | | 5 | 3 | 2 | 0 | 0 | 1 | 2 | | | | | | |
| 51 Carlos Ruiz, R OBP: 0.571, SLG: 1.000 68 Jason Hill, R OBP: 0.571, SLG: 1.000 | | | | | 0-0 62 1B 1B | | | 0-0 E5 | | 3 | 1 | 2 | 3 | 0 | 0 | 0 | | | | | | |
| 21 Jon Lieber, L OBP: 0.571, SLG: 1.000 62 Dusty Wathan, R OBP: 1.000, SLG: 1.000 Alfredo Simon, R OBP: 0.273, SLG: 0.111 | | | | | 1-3 1B | | | 0-0 F7 | | 2 | 0 | 0 | 0 | 0 | 0 | 0 | | | | | | |
| 2B Jayson Werth, R OBP: 0.273, SLG: 0.111 | | | | | 1-3 1B | | | | | 1 | 0 | 0 | 0 | 0 | 0 | 0 | | | | | | |
| Inning Stats | R: 3 E: 0 K: 1 S: 8 | H: 3 LOB: 1 BB: 1 P: 12 | R: 1 E: 0 K: 0 S: 4 | H: 1 LOB: 2 BB: 2 P: 13 | R: 1 E: 0 K: 2 S: 10 | H: 3 LOB: 2 BB: 0 P: 11 | R: 0 E: 0 K: 0 S: 5 | H: 2 LOB: 1 BB: 0 P: 5 | R: 2 E: 0 K: 0 S: 6 | H: 3 LOB: 1 BB: 0 P: 6 | R: 0 E: 0 K: 2 S: 7 | H: 0 LOB: 0 BB: 0 P: 7 | R: 1 E: 1 K: 0 S: 5 | H: 1 LOB: 2 BB: 1 P: 10 | R: 0 E: 0 K: 0 S: 3 | H: 0 LOB: 0 BB: 0 P: 3 | R: 0 E: 0 K: 0 S: 3 | H: 0 LOB: 0 BB: 0 P: 3 | 1B: 10 2B: 2 3B: 0 HR: 1 | SF: 1 SAC: 0 DP: 0 HBP: 0 | WP: 0 PB: 0 SB: 3 CS: 1 | PA: 44 |
| PITCHER | IP | WLS | BF | H | R | ER | SO | BB | IBB | HBP | BLK | WP | HR | S | P | ERA | WHIP | | | | | |
| Paul Wilson, R ERA: 11.57 | 2.2 | | 18 | 7 | 5 | 5 | 3 | 3 | 0 | 0 | 0 | 0 | 0 | 21 | 35 | 16.88 | 3.750 | | | | | |
| 35 Kirk Saarloos, R ERA: 4.15 | 2.1 | | 11 | 5 | 2 | 2 | 0 | 0 | 0 | 0 | 0 | 0 | 1 | 12 | 12 | 7.71 | 2.143 | | | | | |
| 45 Bill Bray, L ERA: 4.15 | 1.0 | | 3 | 0 | 0 | 0 | 2 | 0 | 0 | 0 | 0 | 0 | 0 | 7 | 7 | 0.00 | 0.000 | | | | | |
| 29 Mike Stanton, L ERA: 4.15 | 1.0 | | 6 | 1 | 1 | 0 | 0 | 1 | 0 | 0 | 0 | 0 | 0 | 5 | 10 | 0.00 | 2.000 | | | | | |
| Brian Meadows, R ERA: 4.15 | 1.0 | W | 3 | 0 | 0 | 0 | 0 | 0 | 0 | 0 | 0 | 0 | 0 | 3 | 3 | 0.00 | 0.000 | | | | | |

Philadelphia Phillies @ Cincinnati Reds
Ed Smith Stadium, Sarasota, FL
Mon Mar 05 2007, 1:05 PM EST
Att: 5,690 - Sunny - 62 F

livebaseballscores.com

AB 39
R 8
H 13
RBI 7
BB 4
SO 5
LOB 16




| Batter | 1 | 2 | 3 | 4 | 5 | 6 | 7 | 8 | 9 | AB | R | H | RBI | BB | SO | LOB | BOTTOM | | | | |
|--|------------------------------|---------------------------------|------------------------------|---------------------------------|------------------------------|----------------------------------|------------------------------|----------------------------------|------------------------------|---------------------------------|------------------------------|----------------------------------|------------------------------|---------------------------------|-------------------------------|----------------------------------|-----------------------------------|------------------------------------|----------------------------------|--------|--|
| 4 Brandon Phillips, R OBP: 0.417, SLG: 1.167 29 Mike Stanton, L OBP: 0.417, SLG: 1.167 63 Chris Dickerson, L OBP: 0.417, SLG: 1.167 | 0-0 12 FC5 33 1B | | 0-0 L8 | 0-0 HR | | 0-0 P3 | | 0-3 K | | 4 | 1 | 2 | 2 | 0 | 0 | 1 | | | | | |
| 33 Josh Hamilton, L OBP: 0.611, SLG: 0.875 34 Jerry Gil, R OBP: 0.300, SLG: 0.700 | 0-0 12 FC5 1B | | 4-0 12 2B 1B | 0-0 G6-3 | | | 0-0 12 G4-3 71 1B | 0-0 HR | | 1 | 1 | 1 | 0 | 1 | 0 | 0 | | | | | |
| 12 Edwin Encarnación, R OBP: 0.300, SLG: 0.700 Brian Meadows, R OBP: 0.300, SLG: 0.700 16 Bubba Crosby, L OBP: 0.500, SLG: 0.455 Kerry Ligtenberg, R OBP: 0.500, SLG: 0.455 | 0-0 FC5 | | 0-0 1B | 0-0 G5-3 | | | 0-0 G4-3 | 4-0 27 1B 23 SH1-3 27 S | | 4 | 1 | 0 | 0 | 0 | 3 | | | | | | |
| Adam Dunn, L OBP: 0.571, SLG: 1.167 27 Chris Denorfia, R OBP: 0.353, SLG: 0.266 | 0-3 K | | 0-0 1B | 0-0 1B | | 0-3 K | 0-0 G5-3 | 0-1 71 PB 23 SH1-3 1B | | 3 | 0 | 1 | 2 | 0 | 2 | | | | | | |
| Javier Valentin, S OBP: 0.333, SLG: 0.200 23 Chad Moeller, R OBP: 0.286, SLG: 0.167 | 0-0 F8 | | 0-0 1B | 0-0 1B | | 0-3 K | 0-0 K | 0-0 SH1-3 | | 3 | 0 | 1 | 0 | 0 | 1 | 2 | | | | | |
| 2 Alex Gonzalez, R OBP: 0.429, SLG: 0.429 71 Paul Janish, R OBP: 0.455, SLG: 0.600 | | | 0-0 E7 46 G4-3 1B | 0-0 P2 | | 0-0 G5-3 | 0-0 G5-3 | 0-0 60 1B 30 1B | 1-3 K | 3 | 0 | 1 | 0 | 0 | 2 | | | | | | |
| 46 Mark Bellhorn, S OBP: 0.429, SLG: 0.583 60 Joey Votto, L OBP: 0.615, SLG: 0.600 | | | 0-0 G4-3 | 0-0 F7 | | | 0-3 K | 0-0 1B | | 3 | 0 | 0 | 0 | 0 | 1 | 3 | | | | | |
| 30 Norris Hopper, R OBP: 0.231, SLG: 0.231 | | | 0-3 K | | | | 0-3 K | 0-0 1B | | 4 | 0 | 1 | 1 | 0 | 2 | 1 | | | | | |
| Paul Wilson, R OBP: 0.231, SLG: 0.231 35 Kirk Saarloos, R OBP: 0.231, SLG: 0.231 45 Bill Bray, L OBP: 0.231, SLG: 0.231 26 David Ross, R OBP: 0.300, SLG: 0.250 9 Juan Castro, R OBP: 0.300, SLG: 0.250 | | | 0-3 K | | | | 4-0 K | 0-0 G6-3 | | 1 | 0 | 0 | 0 | 0 | 1 | 1 | | | | | |
| Inning Stats | R: 0 E: 0 K: 1 S: 7 | H: 2 LOB: 2 BB: 0 P: 7 | R: 0 E: 1 K: 2 S: 8 | H: 1 LOB: 1 BB: 0 P: 8 | R: 2 E: 0 K: 0 S: 6 | H: 3 LOB: 1 BB: 1 P: 10 | R: 2 E: 0 K: 0 S: 5 | H: 2 LOB: 0 BB: 0 P: 5 | R: 0 E: 0 K: 2 S: 7 | H: 0 LOB: 0 BB: 0 P: 7 | R: 0 E: 0 K: 2 S: 7 | H: 0 LOB: 1 BB: 1 P: 11 | R: 3 E: 0 K: 0 S: 7 | H: 4 LOB: 2 BB: 0 P: 8 | R: 2 E: 0 K: 2 S: 10 | H: 2 LOB: 1 BB: 1 P: 15 | 1B: 10 2B: 2 3B: 0 HR: 2 | SF: 0 SAC: 1 DP: 0 HBP: 1 | WP: 0 PB: 1 SB: 1 CS: 0 | PA: 42 | |
| PITCHER | IP | WLS | BF | H | R | ER | SO | BB | IBB | HBP | BLK | WP | HR | S | P | ERA | WHIP | | | | |
| 21 Jon Lieber, R ERA: 21.60 | 2.0 | | 11 | 5 | 4 | 4 | 0 | 1 | 0 | 0 | 0 | 0 | 1 | 10 | 14 | 21.60 | 3.600 | | | | |
| Alfredo Simon, R ERA: 21.60 | 1.2 | H | 8 | 0 | 0 | 0 | 4 | 1 | 0 | 0 | 0 | 0 | 0 | 15 | 19 | 0.00 | 0.429 | | | | |
| Justin Germano, R ERA: 21.60 | 2.1 | H | 8 | 0 | 0 | 0 | 4 | 1 | 0 | 0 | 0 | 0 | 0 | 15 | 19 | 0.00 | 0.429 | | | | |
| 64 Jim Crowell, L ERA: 13.5 | 1.0 | H | 8 | 4 | 3 | 3 | 0 | 0 | 0 | 1 | 0 | 0 | 0 | 7 | 8 | 27.00 | 4.000 | | | | |
| 59 John Ennis, R ERA: 13.5 | 1.0 | L | 6 | 2 | 2 | 2 | 2 | 1 | 0 | 0 | 0 | 0 | 1 | 10 | 15 | 18.00 | 3.000 | | | | |

Philadelphia Phillies @ Cincinnati Reds
Ed Smith Stadium, Sarasota, FL
Mon Mar 05 2007, 1:05 PM EST
Att: 5,690 - Sunny - 62 F

livebaseballscores.com

AB 37
R 9
H 14
RBI 9
BB 3
SO 9
LOB 19



| Batter | 1 | 2 | 3 | 4 | 5 | 6 | 7 | 8 | 9 | 10 | AB | R | H | RBI | BB | SO | LOB | TOP | | |
|---|---|---------------------------------|----------------------------------|---------------------------------|------------------------------|----------------------------------|------------------------------|---|--------------------------------|----------------------------------|------------------------------|---------------------------------|------------------------------|---------------------------------|------------------------------|---------------------------------|----------------------------------|--|----------------------------------|--------|
| Royce Clayton, R OBP: 0.273, SLG: 0.300 Jason Smith, L OBP: 0.250, SLG: 0.875 | G6-3 | | 17 1B 10 1B BB | | E6 | | | HR | | | 2 | 1 | 0 | 0 | 1 | 0 | 0 | Toronto Blue Jays @ Philadelphia Phillies Bright House Networks Field, Clearwater, FL Wed Mar 07 2007, 1:05 PM EST Att: 5,986 - Sunny - 70 F | | |
| 17 Lyle Overbay, L OBP: 0.273, SLG: 0.300 43 Kevin Barker, L OBP: 0.333, SLG: 0.500 | K | | 10 1B 1B | | F8 | | | F8 | | | 3 | 0 | 1 | 1 | 0 | 1 | 1 | | | |
| 10 Vernon Wells, R OBP: 0.308, SLG: 0.615 67 John-Ford Griffin, L OBP: 0.444, SLG: 0.571 | K | | 1B | | G4-3 | | | F7 | | | 3 | 0 | 1 | 1 | 0 | 1 | 0 | | | |
| 25 Troy Glaus, R OBP: 0.333, SLG: 0.750 23 John Hattig, S OBP: 0.308, SLG: 0.417 | F9 | | K | | G5-3 | | | K | | | 3 | 0 | 0 | 0 | 0 | 1 | 2 | | | |
| 24 Matt Stairs, L OBP: 0.200, SLG: 0.111 Chad Mottola, R OBP: 0.286, SLG: 0.429 | G1-6-3 BB | | | | K | | | F8 | | | 2 | 0 | 0 | 0 | 1 | 2 | 0 | | | |
| 9 Greg Zaun, S OBP: 0.294, SLG: 0.077 | G1-6-3 | | | | K | | | K | | | 4 | 0 | 0 | 0 | 0 | 2 | 1 | | | |
| Jason Phillips, R OBP: 0.300, SLG: 0.333 59 Curtis Thigpen, R OBP: 0.077, SLG: 0.308 | | | 57 FC4-6 8 BB 17 1B BB | | K | | | L1 | | | 2 | 1 | 0 | 0 | 1 | 1 | 0 | | | |
| 8 Russ Adams, L OBP: 0.625, SLG: 0.400 4 Ryan Roberts, R OBP: 0.500, SLG: 0.500 1 Ray Olmedo, S | | | 57 FC4-6 BB | | K | | | K | | | 1 | 0 | 0 | 0 | 1 | 1 | 0 | | | |
| 57 Jeff Duncan, L OBP: 0.467, SLG: 0.786 62 Mike Vento, R | FC4-6 17 1B BB | | | | L5 | | | F7 | | | 2 | 0 | 0 | 0 | 0 | 0 | 2 | | | |
| | | | | | | | | | | | 2 | 0 | 0 | 0 | 0 | 0 | 0 | | | |
| Inning Stats | R: 0 E: 0 K: 2 S: 7 | H: 0 LOB: 0 BB: 0 P: 7 | R: 0 E: 0 K: 0 S: 2 | H: 0 LOB: 0 BB: 1 P: 6 | R: 2 E: 0 K: 1 S: 6 | H: 2 LOB: 2 BB: 3 P: 18 | R: 0 E: 0 K: 3 S: 9 | H: 0 LOB: 0 BB: 0 P: 9 | R: 0 E: 1 K: 1 S: 6 | H: 0 LOB: 1 BB: 0 P: 6 | R: 0 E: 0 K: 1 S: 5 | H: 0 LOB: 0 BB: 0 P: 5 | R: 0 E: 0 K: 1 S: 7 | H: 0 LOB: 0 BB: 0 P: 7 | R: 0 E: 0 K: 0 S: 3 | H: 0 LOB: 0 BB: 0 P: 3 | 1B: 2 2B: 0 3B: 0 HR: 1 | SF: 0 SAC: 0 DP: 1 HBP: 0 | WP: 0 PB: 0 SB: 0 CS: 0 | PA: 36 |
| PITCHER | IP WLS BF H R ER SO BB IBB HBP BLK WP HR S P ERA WHIP | 39 Brett Myers, R ERA: 6.35 | 48 Brian Sanches, R ERA: 10.8 | 66 J.A. Happ, L ERA: 1.59 | 55 Clay Condrey, R ERA: | 72 Ryan Cameron, R ERA: | PITCHER | IP WLS BF H R ER SO BB IBB HBP BLK WP HR S P ERA WHIP | 39 Brett Myers, R ERA: 6.35 | 48 Brian Sanches, R ERA: 10.8 | 66 J.A. Happ, L ERA: 1.59 | 55 Clay Condrey, R ERA: | 72 Ryan Cameron, R ERA: | | | | | | | |

| Batter | 1 | 2 | 3 | 4 | 5 | 6 | 7 | 8 | 9 | 10 | AB | R | H | RBI | BB | SO | LOB | BOTTOM | | | | | | | | | | |
|--|---|-----------------------------------|--------------------------------|---------------------------------|----------------------------------|---------------------------------|------------------------------|---|-------------------------------|----------------------------------|------------------------------|---------------------------------|------------------------------|---------------------------------|----------------------------------|------------------------------------|----------------------------------|--|---|---|---|---|---|---|---|---|-------|-------|
| 11 Jimmy Rollins, S OBP: 0.375, SLG: 0.250 4 Danny Sandoval, S OBP: 0.200, SLG: 0.333 | G4-3 | | F8 | | | | | G6-3 | | G4-3 | 3 | 0 | 1 | 0 | 0 | 0 | 0 | Toronto Blue Jays @ Philadelphia Phillies Bright House Networks Field, Clearwater, FL Wed Mar 07 2007, 1:05 PM EST Att: 5,986 - Sunny - 70 F | | | | | | | | | | |
| 8 Shane Victorino, S OBP: 0.500, SLG: 0.471 28 Jayson Werth, R OBP: 0.353, SLG: 0.214 | L7 | | | | P5 | | | K | | P4 | 3 | 0 | 0 | 0 | 0 | 1 | 1 | | | | | | | | | | | |
| 26 Chase Utley, L OBP: 0.412, SLG: 0.286 Abraham Nunez, S OBP: 0.533, SLG: 0.364 | | | | | G3 | | | WP 6 1B 1B | | G1-3 | 3 | 0 | 2 | 0 | 0 | 0 | 0 | | | | | | | | | | | |
| 6 Ryan Howard, L OBP: 0.833 19 Greg Dobbs, L OBP: 0.545, SLG: 0.944 | G3 | | | | HR BB | | | WP 1B | | | 2 | 1 | 1 | 0 | 1 | 0 | 1 | | | | | | | | | | | |
| Pat Burrell, R OBP: 0.600, SLG: 1.125 Karim Garcia, L OBP: 0.350, SLG: 0.500 65 Greg Golson, R OBP: 0.333, SLG: 0.333 | | | | | G4-3 | | | F7 | | | 2 | 1 | 1 | 2 | 0 | 0 | 0 | | | | | | | | | | | |
| Wes Helms, R OBP: 0.429, SLG: 0.714 78 Brennan King, R OBP: 0.500, SLG: 0.818 | | | | | HR | | | L5 | | | 3 | 1 | 1 | 1 | 0 | 0 | 2 | | | | | | | | | | | |
| Aaron Rowand, R OBP: 0.125, SLG: 0.200 9 Michael Bourn, L OBP: 0.412, SLG: 0.500 | | | | | HR | | | L5 | | | 1 | 1 | 1 | 3 | 1 | 0 | 0 | | | | | | | | | | | |
| | | | | | HR | | | G5-3 | | | 3 | 0 | 0 | 0 | 0 | 1 | 2 | | | | | | | | | | | |
| | | | | | K | | | G5-3 | | | 1 | 0 | 0 | 0 | 0 | 0 | 3 | | | | | | | | | | | |
| | | | | | F8 | | | G6-3 | | | 4 | 0 | 0 | 0 | 0 | 1 | 0 | | | | | | | | | | | |
| 51 Carlos Ruiz, R OBP: 0.400, SLG: 0.700 27 Chris Coste, R OBP: 0.125, SLG: 0.250 | | | | | K | | | K | | | 3 | 0 | 0 | 0 | 0 | 3 | 0 | | | | | | | | | | | |
| Inning Stats | R: 0 E: 0 K: 0 S: 4 | H: 1 LOB: 1 BB: 0 P: 4 | R: 0 E: 0 K: 0 S: 3 | H: 0 LOB: 0 BB: 0 P: 3 | R: 0 E: 0 K: 2 S: 7 | H: 0 LOB: 0 BB: 0 P: 7 | R: 3 E: 0 K: 1 S: 7 | H: 2 LOB: 0 BB: 1 P: 11 | R: 0 E: 0 K: 2 S: 8 | H: 1 LOB: 3 BB: 2 P: 16 | R: 0 E: 0 K: 0 S: 3 | H: 0 LOB: 0 BB: 0 P: 3 | R: 3 E: 0 K: 0 S: 5 | H: 3 LOB: 1 BB: 0 P: 5 | 1B: 6 2B: 1 3B: 0 HR: 3 | SF: 0 SAC: 0 DP: 0 HBP: 0 | WP: 1 PB: 0 SB: 0 CS: 0 | PA: 42 | | | | | | | | | | |
| PITCHER | IP WLS BF H R ER SO BB IBB HBP BLK WP HR S P ERA WHIP | 39 Gustavo Chacin, L ERA: 5.79 | 28 Shaun Marcum, R ERA: 9.0 | Pete Walker, R ERA: | Francisco Del Rosario, R ERA: | 27 Ismael Ramirez, R ERA: | PITCHER | IP WLS BF H R ER SO BB IBB HBP BLK WP HR S P ERA WHIP | Jesse Carlson, L ERA: 40.5 | 10.1 | 0.2 | L | 5 | 3 | 3 | 3 | 0 | 0 | 0 | 0 | 0 | 0 | 0 | 1 | 5 | 5 | 40.50 | 4.500 |



| Batter | 1 | 2 | 3 | 4 | 5 | 6 | 7 | 8 | 9 | AB | R | H | RBI | BB | SO | LOB | TOP | | | | | | | | | | | | | | | | | | |
|--|---|---------------------------------|------------------------------|---------------------------------|------------------------------|---------------------------------|------------------------------|---------------------------------|------------------------------|---------------------------------|------------------------------|---------------------------------|------------------------------|---------------------------------|------------------------------|----------------------------------|---|---------------------------------|----------------------------------|------------------------------------|----------------------------------|--------|--|--|--|--|--|--|--|--|--|--|--|--|--|
| 11 Jimmy Rollins, S OBP: 0.368, SLG: 0.267 Abraham Nunez, S OBP: 0.563, SLG: 0.667 | F9 | | G6-3 | | | | | HR | | 3 | 0 | 1 | 1 | 0 | 0 | 0 | Philadelphia Phillies @ Cleveland Indians Chain of Lakes Park, Winter Haven, FL Thu Mar 08 2007, 1:05 PM EST Att.: 4,698 - Sunny - 77 F | | | | | | | | | | | | | | | | | | |
| 8 Shane Victorino, S OBP: 0.476, SLG: 0.450 29 Chris Roberson, S (7.8) | P3 | | | 26 2B | G4-3 | | | G3-1 WP BB | | 3 | 1 | 1 | 0 | 0 | 0 | 1 | | | | | | | | | | | | | | | | | | | |
| 26 Chase Utley, L OBP: 0.450, SLG: 0.412 73 Brent Abernathy, R OBP: 0.333, SLG: 0.200 | G4-3 | | | G4-1 1-H | | G3-6-3 | | K | | 3 | 0 | 2 | 1 | 0 | 0 | 0 | | | | | | | | | | | | | | | | | | | |
| 6 Ryan Howard, L OBP: 0.500, SLG: 0.933 Randall Simon, L OBP: 0.250, SLG: 0.333 | | HR | | G4-1 | | G3-6-3 | | G3-1 | | 3 | 1 | 1 | 1 | 0 | 0 | 2 | | | | | | | | | | | | | | | | | | | |
| Pat Burrell, R OBP: 0.462, SLG: 0.818 Karim Garcia, L OBP: 0.333, SLG: 0.476 | F9 | | | P6 | | K | | G4-3 | | 3 | 0 | 0 | 0 | 0 | 1 | 1 | | | | | | | | | | | | | | | | | | | |
| Wes Helms, R OBP: 0.412, SLG: 0.647 Carlos Leon, S | G5-3 | | | F8 | | | | | | 3 | 0 | 1 | 0 | 0 | 0 | 1 | | | | | | | | | | | | | | | | | | | |
| Aaron Rowand, R OBP: 0.105, SLG: 0.167 Pedro Swann, L | P3 | | | G6-3 | | G4-3 | | F7 | | 3 | 0 | 0 | 0 | 0 | 0 | 0 | | | | | | | | | | | | | | | | | | | |
| 78 Brennan King, R OBP: 0.375, SLG: 0.600 | | | K | | G4-3 | | F8 | | | 4 | 0 | 0 | 0 | 0 | 2 | 1 | | | | | | | | | | | | | | | | | | | |
| 27 Chris Coste, R OBP: 0.273, SLG: 0.400 Jesus Merchan, R (8, PR) | | | L5 | | | | | | | 2 | 1 | 1 | 0 | 1 | 0 | 0 | | | | | | | | | | | | | | | | | | | |
| 71 Lou Marson, R (8, 2) | | | | 11 1B | 2B | | | HR | BB | 0 | 0 | 0 | 0 | 0 | 0 | 0 | | | | | | | | | | | | | | | | | | | |
| Inning Stats | R: 0 E: 0 K: 0 S: 3 | H: 0 LOB: 0 BB: 0 P: 3 | R: 1 E: 0 K: 0 S: 4 | H: 1 LOB: 0 BB: 0 P: 4 | R: 0 E: 0 K: 1 S: 5 | H: 0 LOB: 0 BB: 0 P: 5 | R: 1 E: 0 K: 0 S: 5 | H: 2 LOB: 1 BB: 0 P: 5 | R: 1 E: 0 K: 0 S: 5 | H: 2 LOB: 1 BB: 0 P: 5 | R: 0 E: 0 K: 1 S: 5 | H: 1 LOB: 0 BB: 0 P: 5 | R: 0 E: 0 K: 0 S: 3 | H: 1 LOB: 0 BB: 0 P: 3 | R: 3 E: 0 K: 1 S: 7 | H: 1 LOB: 1 BB: 2 P: 16 | R: 0 E: 0 K: 1 S: 4 | H: 0 LOB: 0 BB: 1 P: 8 | 1B: 4 2B: 2 3B: 0 HR: 2 | SF: 0 SAC: 0 DP: 1 HBP: 0 | WP: 1 PB: 0 SB: 1 CS: 1 | PA: 35 | | | | | | | | | | | | | |
| PITCHER | IP WLS BF H R ER SO BB IBB HBP BLK WP HR S P ERA WHIP | | | | | | | | | | | | | | | | | | | | | | | | | | | | | | | | | | |
| CC Sabathia, L ERA: 1.8 | 3.0 | | 10 | 1 | 1 | 1 | 1 | 0 | 0 | 0 | 0 | 0 | 0 | 0 | 0 | 10 | 10 | 3.00 | 0.333 | | | | | | | | | | | | | | | | |
| Jason Davis, R ERA: 4.5 | 2.0 | B | 10 | 4 | 2 | 2 | 0 | 0 | 0 | 0 | 0 | 0 | 0 | 0 | 0 | 10 | 9.00 | 2.000 | | | | | | | | | | | | | | | | | |
| 44 Brian Sikorski, R ERA: 3.6 | 2.0 | | 6 | 2 | 0 | 0 | 1 | 0 | 0 | 0 | 0 | 0 | 0 | 0 | 8 | 8 | 0.00 | 1.000 | | | | | | | | | | | | | | | | | |
| 53 Rafael Perez, L ERA: 9.0 | 1.0 | B | 6 | 1 | 3 | 3 | 1 | 2 | 0 | 0 | 0 | 1 | 1 | 7 | 16 | 27.00 | 3.000 | | | | | | | | | | | | | | | | | | |
| 49 Edward Mujica, R ERA: | 1.0 | W | 3 | 0 | 0 | 0 | 1 | 1 | 0 | 0 | 0 | 0 | 0 | 4 | 8 | 0.00 | 1.000 | | | | | | | | | | | | | | | | | | |

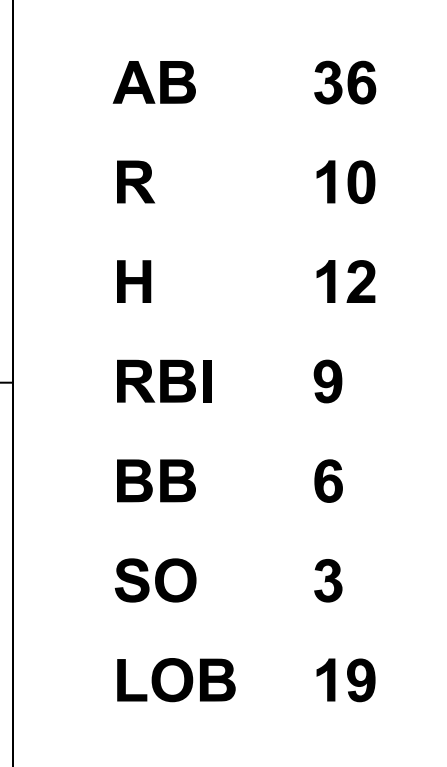
| Batter | 1 | 2 | 3 | 4 | 5 | 6 | 7 | 8 | 9 | AB | R | H | RBI | BB | SO | LOB | BOTTOM | | | | | | | | | | | | | | | | | |
|---|---|---------------------------------|------------------------------|---------------------------------|------------------------------|---------------------------------|------------------------------|----------------------------------|------------------------------|---------------------------------|------------------------------|---------------------------------|------------------------------|---------------------------------|------------------------------|---------------------------------|---|----------------------------------|----------------------------------|------------------------------------|----------------------------------|--------|--|--|--|--|--|--|--|--|--|--|--|--|
| 29 Josh Barfield, R OBP: 0.286, SLG: 0.286 27 Hector Luna, R OBP: 0.500, SLG: 0.400 | 48 1B 41 HR | G5-3 | | P3 | | | | G5-3 | | 4 | 2 | 2 | 0 | 0 | 0 | 4 | Philadelphia Phillies @ Cleveland Indians Chain of Lakes Park, Winter Haven, FL Thu Mar 08 2007, 1:05 PM EST Att.: 4,698 - Sunny - 77 F | | | | | | | | | | | | | | | | | |
| 15 Mike Rouse, L OBP: 0.287, SLG: 0.400 95 Wes Hodges, R OBP: 0.500, SLG: 0.500 | B3 | F8 | | K | | | | | | 4 | 1 | 1 | 0 | 0 | 1 | 5 | | | | | | | | | | | | | | | | | | |
| 48 Travis Hafner, L OBP: 0.357, SLG: 0.385 73 Max Ramirez, R OBP: 0.429, SLG: 0.333 | 41 HR | | G4-3 | | L9 | | | | | 4 | 1 | 2 | 2 | 0 | 0 | 0 | | | | | | | | | | | | | | | | | | |
| 41 Victor Martinez, S OBP: 0.538, SLG: 1.077 74 Armando Camacaro, R (7, PR) | | G5-3 | | G3-1 | | | | | | 4 | 1 | 2 | 3 | 0 | 0 | 0 | | | | | | | | | | | | | | | | | | |
| 76 Wyatt Toregas, R (8, 2) | HR | | | | | | | | | 0 | 0 | 0 | 0 | 0 | 0 | 0 | | | | | | | | | | | | | | | | | | |
| 2 Johnny Peralta, R OBP: 0.429, SLG: 0.462 64 Asdrubal Cabrera, S OBP: 0.333, SLG: 0.250 | K | | 17 S | | G5-3 | | | | | 4 | 0 | 1 | 0 | 0 | 1 | 2 | | | | | | | | | | | | | | | | | | |
| 17 Shin-Soo Choo, L OBP: 0.176, SLG: 0.176 | L8 | | G4-3 | | | | | | | 5 | 0 | 1 | 2 | 0 | 1 | 3 | | | | | | | | | | | | | | | | | | |
| 38 Franklin Gutierrez, R OBP: 0.412, SLG: 0.688 23 Mike Rose, S OBP: 0.417, SLG: 0.750 | | 29 G5-3 68 1B | | 68 F9 | | | | | | 2 | 0 | 1 | 0 | 1 | 0 | 0 | | | | | | | | | | | | | | | | | | |
| 68 Michael Aubrey, L OBP: 0.571, SLG: 0.667 | | 29 G5-3 | | F9 | | | | | | 3 | 0 | 2 | 0 | 1 | 0 | 1 | | | | | | | | | | | | | | | | | | |
| 75 Brad Snyder, L OBP: 0.400, SLG: 0.100 | | F8 | | | | | | | | 3 | 0 | 0 | 0 | 1 | 1 | 4 | | | | | | | | | | | | | | | | | | |
| Inning Stats | R: 3 E: 0 K: 1 S: 8 | H: 3 LOB: 0 BB: 0 P: 8 | R: 0 E: 0 K: 0 S: 4 | H: 1 LOB: 2 BB: 1 P: 8 | R: 0 E: 0 K: 0 S: 5 | H: 1 LOB: 1 BB: 0 P: 5 | R: 0 E: 0 K: 1 S: 6 | H: 1 LOB: 2 BB: 1 P: 10 | R: 0 E: 0 K: 0 S: 3 | H: 0 LOB: 0 BB: 0 P: 3 | R: 0 E: 0 K: 1 S: 5 | H: 0 LOB: 1 BB: 1 P: 9 | R: 2 E: 0 K: 0 S: 6 | H: 4 LOB: 2 BB: 0 P: 6 | R: 0 E: 0 K: 1 S: 6 | H: 1 LOB: 1 BB: 0 P: 6 | R: 2 E: 0 K: 0 S: 3 | H: 2 LOB: 2 BB: 2 P: 11 | 1B: 9 2B: 3 3B: 0 HR: 1 | SF: 0 SAC: 1 DP: 1 HBP: 0 | WP: 1 PB: 0 SB: 1 CS: 0 | PA: 42 | | | | | | | | | | | | |
| PITCHER | IP WLS BF H R ER SO BB IBB HBP BLK WP HR S P ERA WHIP | | | | | | | | | | | | | | | | | | | | | | | | | | | | | | | | | |
| 76 Brian Mazon, L ERA: 9.0 | 3.0 | | 15 | 5 | 3 | 3 | 1 | 1 | 0 | 0 | 0 | 0 | 0 | 0 | 17 | 21 | 9.00 | 2.000 | | | | | | | | | | | | | | | | |
| 74 Anderson Garcia, R ERA: 9.0 | 2.0 | | 8 | 1 | 0 | 0 | 1 | 1 | 0 | 0 | 0 | 0 | 0 | 9 | 13 | 0.00 | 1.000 | | | | | | | | | | | | | | | | | |
| Alfredo Simon, R ERA: 18.0 | 1.1 | | 9 | 4 | 2 | 2 | 1 | 1 | 0 | 0 | 0 | 0 | 0 | 10 | 14 | 13.50 | 3.750 | | | | | | | | | | | | | | | | | |
| Justin Germano, R ERA: | 1.2 | | 5 | 1 | 0 | 0 | 1 | 0 | 0 | 0 | 0 | 0 | 0 | 7 | 7 | 0.00 | 0.600 | | | | | | | | | | | | | | | | | |
| Jim Ed Warden, R ERA: 27.0 | 0.1 | L | 5 | 2 | 2 | 2 | 0 | 1 | 1 | 0 | 0 | 1 | 0 | 3 | 11 | 54.00 | 9.000 | | | | | | | | | | | | | | | | | |



| Batter | 1 | 2 | 3 | 4 | 5 | 6 | 7 | 8 | 9 | AB | R | H | RBI | BB | SO | LOB | TOP | | | | | |
|--|---|----------------------------------|------------------------------|----------------------------------|------------------------------|---------------------------------|------------------------------|---------------------------------|------------------------------|----------------------------------|------------------------------|---------------------------------|------------------------------|---------------------------------|------------------------------|---------------------------------|---|------------------------------|---------------------------------|----------------------------------|------------------------------------|----------------------------------|
| 23 Julio Lugo, R OBP: 0.364, SLG: 0.400 11 Joe McEwing, R OBP: 0.333, SLG: 0.200 | | | | | | | | | | 3 | 1 | 1 | 0 | 0 | 1 | 1 | Boston Red Sox @ Philadelphia Phillies Bright House Networks Field, Clearwater, FL Fri Mar 09 2007, 1:05 PM EST Att: 9,111 - Sunny - 73 F | | | | | |
| 20 Kevin Youkilis, R OBP: 0.522, SLG: 0.632 71 Jeff Bailey, R OBP: 0.267, SLG: 0.308 | | | | | | | | | | 2 | 1 | 1 | 1 | 2 | 0 | 0 | | | | | | |
| 34 David Ortiz, L OBP: 0.300, SLG: 0.474 80 Dusty Brown, R OBP: 0.375, SLG: 0.167 | | | | | | | | | | 2 | 2 | 2 | 2 | 1 | 0 | 0 | | | | | | |
| Manny Ramirez, R OBP: 0.579, SLG: 0.222 44 Kerry Robinson, L OBP: 0.400, SLG: 0.590 75 Brandon Moss, L OBP: 0.500, SLG: 0.643 | | | | | | | | | | 1 | 1 | 0 | 0 | 1 | 0 | 2 | | | | | | |
| 25 Mike Lowell, R OBP: 0.150, SLG: 0.263 77 Ed Rogers, R OBP: 0.438, SLG: 0.643 | | | | | | | | | | 3 | 0 | 0 | 0 | 0 | 0 | 4 | | | | | | |
| 28 Doug Mirabeli, R OBP: 0.357, SLG: 0.333 78 Kevin Cash, R OBP: 0.286, SLG: 0.429 | | | | | | | | | | 2 | 1 | 2 | 2 | 1 | 0 | 0 | | | | | | |
| 15 Dustin Pedroia, R OBP: 0.385, SLG: 0.455 | | | | | | | | | | 1 | 0 | 0 | 1 | 1 | 1 | 1 | | | | | | |
| 60 David Murphy, L OBP: 0.350, SLG: 0.278 44 Kerry Robinson, L OBP: 0.400, SLG: 0.590 | | | | | | | | | | 4 | 1 | 0 | 1 | 0 | 1 | 5 | | | | | | |
| 3 Alex Ochoa, R OBP: 0.235, SLG: 0.313 | | | | | | | | | | 5 | 1 | 1 | 1 | 0 | 1 | 0 | | | | | | |
| Inning Stats | R: 4 E: 0 K: 0 S: 6 | H: 3 LOB: 1 BB: 2 P: 14 | R: 0 E: 0 K: 0 S: 3 | H: 0 LOB: 0 BB: 2 P: 11 | R: 0 E: 0 K: 2 S: 8 | H: 1 LOB: 1 BB: 0 P: 8 | R: 0 E: 0 K: 1 S: 5 | H: 0 LOB: 0 BB: 0 P: 5 | R: 5 E: 1 K: 1 S: 9 | H: 4 LOB: 2 BB: 3 P: 21 | R: 1 E: 0 K: 1 S: 7 | H: 2 LOB: 1 BB: 0 P: 7 | R: 0 E: 0 K: 2 S: 7 | H: 0 LOB: 0 BB: 0 P: 7 | R: 0 E: 0 K: 2 S: 9 | H: 2 LOB: 2 BB: 0 P: 9 | | R: 0 E: 0 K: 0 S: 3 | H: 0 LOB: 0 BB: 0 P: 3 | 1B: 3 2B: 7 3B: 1 HR: 1 | SF: 1 SAC: 0 DP: 0 HBP: 0 | WP: 0 PB: 0 SB: 2 CS: 0 |
| PITCHER | IP WLS BF H R ER SO BB IBB HBP BLK WP HR S P ERA WHIP | | | | | | | | | | | | | | | | | | | | | |
| 35 Cole Hamels, L ERA: 7.2 | 2.0 L 13 3 4 4 0 0 4 0 0 0 0 0 0 9 25 18.00 3.500 | | | | | | | | | | | | | | | | | | | | | |
| 67 Joe Bisenius, R ERA: | 2.0 7 1 0 0 3 0 0 0 0 0 0 0 1 13 17 0.00 0.500 | | | | | | | | | | | | | | | | | | | | | |
| 40 Matt Smith, L ERA: 30.86 | 0.2 8 3 6 6 0 3 0 0 0 0 0 0 1 5 17 81.00 9.000 | | | | | | | | | | | | | | | | | | | | | |
| Geoff Geary, R ERA: 6.23 | 1.1 7 3 1 1 2 0 0 0 0 0 0 0 11 11 6.75 2.250 | | | | | | | | | | | | | | | | | | | | | |
| 37 Zack Segovia, R ERA: 3.6 | 3.0 11 2 0 0 4 0 0 0 0 0 0 0 19 19 0.00 0.667 | | | | | | | | | | | | | | | | | | | | | |

| Batter | 1 | 2 | 3 | 4 | 5 | 6 | 7 | 8 | 9 | AB | R | H | RBI | BB | SO | LOB | BOTTOM | | | | | |
|---|---|----------------------------------|------------------------------|---------------------------------|------------------------------|---------------------------------|------------------------------|---------------------------------|------------------------------|---------------------------------|------------------------------|---------------------------------|------------------------------|---------------------------------|------------------------------|---------------------------------|---|----------------------------------|----------------------------------|------------------------------------|----------------------------------|--------|
| 8 Shane Victorino, S OBP: 0.458, SLG: 0.409 9 Michael Bourn, L OBP: 0.421, SLG: 0.556 | | | | | | | | | | 2 | 1 | 0 | 0 | 1 | 0 | 1 | Boston Red Sox @ Philadelphia Phillies Bright House Networks Field, Clearwater, FL Fri Mar 09 2007, 1:05 PM EST Att: 9,111 - Sunny - 73 F | | | | | |
| Abraham Nunez, S OBP: 0.524, SLG: 0.563 | | | | | | | | | | 4 | 1 | 1 | 2 | 1 | 0 | 1 | | | | | | |
| Wes Helms, R OBP: 0.400, SLG: 0.750 19 Greg Dobbs, L OBP: 0.542, SLG: 0.950 | | | | | | | | | | 3 | 1 | 1 | 2 | 0 | 0 | 0 | | | | | | |
| Pat Burrell, R OBP: 0.375, SLG: 0.643 4 Danny Sandoval, S OBP: 0.333, SLG: 0.490 | | | | | | | | | | 3 | 0 | 0 | 0 | 2 | 0 | 0 | | | | | | |
| 28 Jayson Werth, R OBP: 0.455, SLG: 0.294 65 Greg Golson, R OBP: 0.333, SLG: 0.333 | | | | | | | | | | 1 | 1 | 1 | 0 | 1 | 0 | 0 | | | | | | |
| 27 Chris Coote, R OBP: 0.286, SLG: 0.385 Randall Simon, L OBP: 0.214, SLG: 0.286 | | | | | | | | | | 3 | 0 | 1 | 0 | 0 | 0 | 2 | | | | | | |
| 2 Rod Barajas, R OBP: 0.405, SLG: 0.600 38 Tim Gradoville, R | | | | | | | | | | 3 | 0 | 2 | 1 | 0 | 0 | 1 | | | | | | |
| 71 Lou Marson, R | | | | | | | | | | 2 | 0 | 0 | 0 | 0 | 0 | 3 | | | | | | |
| 60 Ronald Colloway, L OBP: 0.444, SLG: 0.575 | | | | | | | | | | 2 | 1 | 1 | 1 | 0 | 0 | 2 | | | | | | |
| 79 Andrew Beattie, S OBP: 0.250, SLG: 0.500 73 Brent Abernathy, R OBP: 0.357, SLG: 0.162 | | | | | | | | | | 2 | 1 | 1 | 0 | 0 | 1 | 0 | | | | | | |
| Inning Stats | R: 3 E: 1 K: 1 S: 8 | H: 2 LOB: 2 BB: 2 P: 16 | R: 0 E: 0 K: 1 S: 5 | H: 0 LOB: 0 BB: 0 P: 5 | R: 0 E: 0 K: 1 S: 5 | H: 0 LOB: 0 BB: 0 P: 5 | R: 0 E: 0 K: 0 S: 3 | H: 1 LOB: 0 BB: 0 P: 3 | R: 1 E: 1 K: 0 S: 4 | H: 1 LOB: 0 BB: 0 P: 4 | R: 0 E: 0 K: 0 S: 2 | H: 0 LOB: 0 BB: 1 P: 6 | R: 2 E: 0 K: 0 S: 5 | H: 3 LOB: 1 BB: 1 P: 9 | R: 0 E: 0 K: 0 S: 4 | H: 1 LOB: 2 BB: 1 P: 8 | R: 4 E: 0 K: 0 S: 6 | H: 4 LOB: 1 BB: 1 P: 11 | 1B: 6 2B: 5 3B: 0 HR: 1 | SF: 0 SAC: 0 DP: 4 HBP: 0 | WP: 1 PB: 0 SB: 0 CS: 0 | PA: 42 |
| PITCHER | IP WLS BF H R ER SO BB IBB HBP BLK WP HR S P ERA WHIP | | | | | | | | | | | | | | | | | | | | | |
| 61 Kason Gabbard, L ERA: 6.75 | 2.0 W 11 2 3 2 2 2 2 0 0 0 0 0 0 8 8 9.00 2.000 | | | | | | | | | | | | | | | | | | | | | |
| 17 Manny Delcarmen, R ERA: 9.54 | 2.0 H 6 1 0 0 1 0 0 0 0 0 0 0 8 8 0.00 0.500 | | | | | | | | | | | | | | | | | | | | | |
| J.C. Romero, L ERA: | 1.0 4 1 1 0 0 0 0 0 0 0 0 0 4 4 0.00 1.000 | | | | | | | | | | | | | | | | | | | | | |
| 48 Javier López, L ERA: | 1.0 3 0 0 0 0 0 1 0 0 0 0 0 2 6 0.00 1.000 | | | | | | | | | | | | | | | | | | | | | |
| 56 Craig Hansen, R ERA: 18.0 | 6 3 2 2 0 1 0 0 0 0 0 0 5 9 18.00 4.000 | | | | | | | | | | | | | | | | | | | | | |
| PITCHER | IP WLS BF H R ER SO BB IBB HBP BLK WP HR S P ERA WHIP | | | | | | | | | | | | | | | | | | | | | |
| 40 Runelvys Hernandez, R ERA: 18.69 | 1.1 9 3 3 3 0 0 0 0 0 0 0 1 0 3 4 13.50 3.000 | | | | | | | | | | | | | | | | | | | | | |
| 90 Mike James, R ERA: 5.4 | 0.2 S 3 2 1 1 0 0 0 0 0 0 0 1 0 3 4 13.50 3.000 | | | | | | | | | | | | | | | | | | | | | |

AB 38
R 11
H 12
RBI 10
BB 7
SO 9
LOB 18



| Batter | 1 | 2 | 3 | 4 | 5 | 6 | 7 | 8 | 9 | AB | R | H | RBI | BB | SO | LOB | TOP | | | | | | | | | | | | | | | | | | | |
|--|------------------------------|---------------------------------|------------------------------|---------------------------------|------------------------------|---------------------------------|------------------------------|-----------------------------------|------------------------------|---------------------------------|------------------------------|---------------------------------|------------------------------|----------------------------------|------------------------------|---------------------------------|--|---------------------------------|----------------------------------|------------------------------------|-------------------------|--------|---|---|----|----|----|-----|-----|-----|----|----|---|------|-------|------|
| 11 Jimmy Rollins, S OBP: 0.364, SLG: 0.278 93 Jason Donald, R OBP: 0.500, SLG: 0.500 | 0-0 FC6-4 1B | | 0-0 F8 | | 0-3 K | | 0-0 F9 | | 0-0 FC4-6 1B | 3 | 0 | 1 | 0 | 0 | 1 | 0 | Philadelphia Phillies @ Tampa Bay Devil Rays Progress Energy Park, Home of Al Lang Field, St. Petersburg, FL Sat Mar 10 2007, 1:05 PM EST Att: 3,983 - Sunny - 73 F | | | | | | | | | | | | | | | | | | | |
| 9 Michael Bourn, L OBP: 0.375, SLG: 0.478 | 0-0 FC6-4 1B | | 0-0 B5-3 | | | 0-0 F7 | 0-0 73 S 1B | | 0-0 FC4-6 1B | 5 | 2 | 1 | 0 | 0 | 0 | 2 | | | | | | | | | | | | | | | | | | | | |
| 26 Chase Utley, L OBP: 0.435, SLG: 0.490 73 Brent Abernathy, R OBP: 0.375, SLG: 0.308 | 0-0 1B | | 0-0 F8 | | | 0-0 F9 | 1-3 K | | 0-0 1B | 3 | 0 | 1 | 0 | 0 | 0 | 0 | | | | | | | | | | | | | | | | | | | | |
| 6 Ryan Howard, L OBP: 0.500, SLG: 0.882 Jesus Merchan, R (8, PR) (8, 10) | 0-0 SF8 | | | 0-0 F9 | | 0-0 1B | | 4-0 29 FC1-6 BB | 4-0 29 FC6-4 BB | 2 | 0 | 1 | 1 | 1 | 0 | 0 | | | | | | | | | | | | | | | | | | | | |
| Pat Burrell, R OBP: 0.316, SLG: 0.529 29 Chris Roberson, S (6, 7) (7, 9) | 0-0 G3 | | | 0-3 K | | 0-0 F8 | | 0-0 FC1-6 78 1B 65 FC6-4 | 0-0 FC6-4 | 3 | 0 | 0 | 0 | 0 | 1 | 2 | | | | | | | | | | | | | | | | | | | | |
| 78 Brennan King, R OBP: 0.450, SLG: 0.684 | | 0-0 G3 | | 0-0 1B | | | 0-0 WP 1B | | 0-0 65 FC6-4 1B | 4 | 1 | 3 | 0 | 0 | 0 | 0 | | | | | | | | | | | | | | | | | | | | |
| Aaron Rowand, R OBP: 0.190 65 Greg Golson, R OBP: 0.250, SLG: 0.250 | 0-0 G5-3 | | | 0-0 F9 | | 1-0 70 HR 1B | | 0-0 FC6-4 | | 3 | 0 | 1 | 1 | 0 | 0 | 1 | | | | | | | | | | | | | | | | | | | | |
| Randall Simon, L OBP: 0.222, SLG: 0.278 | 0-0 1B | | | 0-0 G6-3 | | 0-0 F8 | | 0-0 G4-3 | | 4 | 0 | 1 | 0 | 0 | 0 | 2 | | | | | | | | | | | | | | | | | | | | |
| 51 Carlos Ruiz, R OBP: 0.333, SLG: 0.583 70 Jason Jaramillo, S OBP: 0.500, SLG: 2.000 | 0-0 G3-1 | | | 0-0 G6-3 | | 0-0 1-H HR | | | 0-0 G1-4-3 | 2 | 0 | 0 | 0 | 0 | 0 | 1 | | | | | | | | | | | | | | | | | | | | |
| | | | | | | | | | | 2 | 1 | 1 | 2 | 0 | 0 | 0 | | | | | | | | | | | | | | | | | | | | |
| Inning Stats | R: 1 E: 0 K: 0 S: 5 | H: 2 LOB: 1 BB: 0 P: 5 | R: 0 E: 0 K: 0 S: 4 | H: 1 LOB: 1 BB: 0 P: 4 | R: 0 E: 0 K: 1 S: 3 | H: 0 LOB: 0 BB: 0 P: 3 | R: 0 E: 0 K: 1 S: 6 | H: 1 LOB: 1 BB: 0 P: 6 | R: 0 E: 0 K: 1 S: 5 | H: 0 LOB: 0 BB: 0 P: 5 | R: 0 E: 0 K: 1 S: 4 | H: 1 LOB: 1 BB: 0 P: 4 | R: 3 E: 0 K: 1 S: 9 | H: 4 LOB: 2 BB: 0 P: 11 | R: 1 E: 0 K: 0 S: 4 | H: 1 LOB: 1 BB: 1 P: 8 | R: 1 E: 0 K: 0 S: 5 | H: 2 LOB: 2 BB: 1 P: 9 | 1B: 9 2B: 2 3B: 0 HR: 1 | SF: 1 SAC: 0 DP: 0 HBP: 0 | WP: 1 PB: 0 CS: 1 | PA: 41 | | | | | | | | | | | | | | |
| PITCHER | IP | WLS | BF | H | R | ER | SO | BB | IBB | HBP | BLK | WP | HR | S | P | ERA | WHIP | PITCHER | | IP | WLS | BF | H | R | ER | SO | BB | IBB | HBP | BLK | WP | HR | S | P | ERA | WHIP |
| 40 Jae Weong Seo, R ERA: 1.8 | 3.0 | | 12 | 3 | 1 | 1 | 0 | 0 | 0 | 0 | 0 | 0 | 0 | 12 | 12 | 3.00 | 1.000 | 53 Juan Salas, R ERA: 3.0 | | 1.0 | | 6 | 2 | 1 | 1 | 0 | 1 | 0 | 0 | 0 | 0 | 5 | 9 | 9.00 | 3.000 | |
| Dan Miceli, R ERA: 6.0 | 1.0 | H | 4 | 1 | 0 | 0 | 1 | 0 | 0 | 0 | 0 | 0 | 0 | 6 | 6 | 0.00 | 1.000 | | | | | | | | | | | | | | | | | | | |
| 36 Edwin Jackson, R ERA: 9.0 | 2.0 | H | 7 | 1 | 0 | 0 | 1 | 0 | 0 | 0 | 0 | 0 | 0 | 9 | 9 | 0.00 | 0.500 | | | | | | | | | | | | | | | | | | | |
| 27 Scott Dohmann, R ERA: 9.0 | 1.0 | B | 7 | 4 | 3 | 3 | 1 | 0 | 0 | 0 | 0 | 1 | 1 | 9 | 11 | 27.00 | 4.000 | | | | | | | | | | | | | | | | | | | |
| 46 Jeff Rigway, L ERA: 18.0 | 1.0 | L | 5 | 1 | 1 | 1 | 0 | 1 | 0 | 0 | 0 | 0 | 0 | 4 | 8 | 9.00 | 2.000 | | | | | | | | | | | | | | | | | | | |

| | |
|-----|----|
| AB | 38 |
| R | 6 |
| H | 12 |
| RBI | 6 |
| BB | 2 |
| SO | 3 |
| LOB | 14 |



| Batter | 1 | 2 | 3 | 4 | 5 | 6 | 7 | 8 | 9 | AB | R | H | RBI | BB | SO | LOB | BOTTOM | | | | | | | | | | | | | | | | | | | |
|--|------------------------------|----------------------------------|------------------------------|---------------------------------|------------------------------|---------------------------------|------------------------------|---------------------------------|------------------------------|----------------------------------|------------------------------|---------------------------------|------------------------------|---------------------------------|------------------------------|---------------------------------|--|---------------------------------|----------------------------------|------------------------------------|-------------------------|--------|---|---|----|----|----|-----|-----|-----|----|----|------|-------|-----|------|
| 69 Fernando Perez, R OBP: 0.286, SLG: 0.091 Sergio Pedrosa, L (9, FH) | 0-0 G6-3 | 4-0 13 S BB | | 0-0 G4-3 | | | 0-0 L6 | | 0-0 F8 | 3 | 0 | 0 | 0 | 1 | 0 | 0 | Philadelphia Phillies @ Tampa Bay Devil Rays Progress Energy Park, Home of Al Lang Field, St. Petersburg, FL Sat Mar 10 2007, 1:05 PM EST Att: 3,983 - Sunny - 73 F | | | | | | | | | | | | | | | | | | | |
| 13 Carl Crawford, L OBP: 0.383, SLG: 0.267 3 Jorge Velandia, R OBP: 0.571, SLG: 0.600 | 0-0 P4 | 1-0 F9 | | | 0-0 S 2B | | 0-0 14 CS 1B | | | 3 | 1 | 1 | 0 | 0 | 0 | 1 | | | | | | | | | | | | | | | | | | | | |
| Ty Wigginton, R OBP: 0.353, SLG: 0.375 24 Wes Bankston, R | 0-0 14 BB 3 1B | 0-0 F8 | | | 1-0 G5-4-3 3 1B 1-H | | 0-0 F7 | | | 3 | 1 | 2 | 1 | 0 | 0 | 1 | | | | | | | | | | | | | | | | | | | | |
| 14 Greg Norton, S OBP: 0.353, SLG: 0.400 Jeremy Owens, R (8, PR) (9, 10) | 4-0 3 1B 1 1B BB | | 0-0 P5 | | 4-0 3 1B G5-4-3 BB | | 0-1 CS | 0-0 2B | | 2 | 1 | 1 | 0 | 2 | 0 | 0 | | | | | | | | | | | | | | | | | | | | |
| 3 Jorge Cantu, R OBP: 0.375, SLG: 0.533 65 Evan Longoria, R OBP: 0.429, SLG: 0.200 | 0-0 1 1B | | 0-0 1B | | 0-0 G5-4-3 | | 0-3 K | | | 3 | 1 | 2 | 1 | 0 | 0 | 2 | | | | | | | | | | | | | | | | | | | | |
| 1 Akinori Iwamura, L OBP: 0.214, SLG: 0.083 Justin Ruggiano, R | 0-0 1B | | 0-0 F7 | | 0-3 K | | 0-0 G5-3 | | | 3 | 0 | 1 | 1 | 0 | 1 | 2 | | | | | | | | | | | | | | | | | | | | |
| Brendan Harris, R OBP: 0.250, SLG: 0.350 | 0-0 1B | | 0-0 F8 | | | 0-3 K | | 0-0 L3 | | 4 | 0 | 1 | 1 | 0 | 1 | 2 | | | | | | | | | | | | | | | | | | | | |
| 61 Dustan Mohr, R OBP: 0.222, SLG: 0.353 | 0-0 FC6-4 | | | 0-0 F8 | | | 0-0 P4 | | 0-3 K | 4 | 0 | 0 | 0 | 0 | 1 | 2 | | | | | | | | | | | | | | | | | | | | |
| 8 Josh Paul, R OBP: 0.273, SLG: 0.200 62 Yamid Haad, R OBP: 0.500, SLG: 0.500 | | 0-0 F8 | | 0-0 L5 | | | 0-0 P3 | | 0-3 K | 3 | 0 | 0 | 0 | 0 | 0 | 0 | | | | | | | | | | | | | | | | | | | | |
| | | | | | | | | | | 1 | 0 | 0 | 0 | 0 | 1 | 0 | | | | | | | | | | | | | | | | | | | | |
| Inning Stats | R: 3 E: 0 K: 0 S: 7 | H: 4 LOB: 2 BB: 1 P: 11 | R: 0 E: 0 K: 0 S: 3 | H: 0 LOB: 1 BB: 1 P: 8 | R: 0 E: 0 K: 0 S: 4 | H: 1 LOB: 1 BB: 0 P: 4 | R: 0 E: 0 K: 0 S: 3 | H: 0 LOB: 0 BB: 0 P: 3 | R: 1 E: 0 K: 1 S: 6 | H: 2 LOB: 1 BB: 1 P: 11 | R: 0 E: 0 K: 1 S: 5 | H: 0 LOB: 0 BB: 0 P: 5 | R: 0 E: 0 K: 1 S: 4 | H: 1 LOB: 0 BB: 0 P: 4 | R: 0 E: 0 K: 1 S: 6 | H: 1 LOB: 1 BB: 0 P: 6 | R: 0 E: 0 K: 2 S: 7 | H: 0 LOB: 0 BB: 0 P: 7 | 1B: 7 2B: 2 3B: 0 HR: 0 | SF: 0 SAC: 0 DP: 1 HBP: 0 | WP: 0 PB: 0 CS: 1 | PA: 38 | | | | | | | | | | | | | | |
| PITCHER | IP | WLS | BF | H | R | ER | SO | BB | IBB | HBP | BLK | WP | HR | S | P | ERA | WHIP | PITCHER | | IP | WLS | BF | H | R | ER | SO | BB | IBB | HBP | BLK | WP | HR | S | P | ERA | WHIP |
| 34 Freddy Garcia, R ERA: 9.0 | 3.0 | | 16 | 5 | 3 | 3 | 0 | 2 | 0 | 0 | 0 | 0 | 0 | 14 | 23 | 9.00 | 2.333 | Jim Ed Warden, R ERA: 15.43 | | 1.0 | | 3 | 0 | 0 | 0 | 2 | 0 | 0 | 0 | 0 | 7 | 7 | 0.00 | 0.000 | | |
| 72 Ryan Cameron, R ERA: 3.0 | 2.0 | | 8 | 2 | 1 | 1 | 1 | 1 | 0 | 0 | 0 | 0 | 0 | 9 | 14 | 4.50 | 1.500 | | | | | | | | | | | | | | | | | | | |
| 63 Ryan Madson, R ERA: 9.0 | 1.0 | | 3 | 0 | 0 | 0 | 1 | 0 | 0 | 0 | 0 | 0 | 0 | 5 | 5 | 0.00 | 0.000 | | | | | | | | | | | | | | | | | | | |
| 61 Kane Davis, R ERA: 9.0 | 1.0 | W | 3 | 1 | 0 | 0 | 0 | 0 | 0 | 0 | 0 | 0 | 0 | 4 | 4 | 0.00 | 1.000 | | | | | | | | | | | | | | | | | | | |
| Antonio Alfonseca, R ERA: 9.0 | 1.0 | H | 4 | 1 | 0 | 0 | 1 | 0 | 0 | 0 | 0 | 0 | 0 | 6 | 6 | 0.00 | 1.000 | | | | | | | | | | | | | | | | | | | |



| Batter | 1 | 2 | 3 | 4 | 5 | 6 | 7 | 8 | 9 | AB | R | H | RBI | BB | SO | LOB | TOP | |
|--|---|---------------------------------|------------------------------|---------------------------------|------------------------------|---------------------------------|------------------------------|---------------------------------|------------------------------|---------------------------------|------------------------------|---------------------------------|------------------------------|---------------------------------|----------------------------------|------------------------------------|---|-------|
| 28 Curtis Granderson, L (1.8) 66 Cameron Maybin, R (6.8) OBP: 0.286, SLG: 0.280 OBP: 0.500, SLG: 0.667 | HBP G6-4-3 | | P6 | | | F8 | BB | | 1-2 1B | 2 | 0 | 0 | 0 | 0 | 0 | 1 | Detroit Tigers @ Philadelphia Phillies Bright House Networks Field, Clearwater, FL Sun Mar 11 2007, 1:05 PM EDT Att: 9,380 - Sunny - 77 F | |
| 15 Brandon Inge, R (1.5) 65 Jair Jurrjens, R (6.1) Corey Hamman, L (8.1) 10 Brennan Boesch, L (9. PH) Felix Heredia, L (9.1) | G6-4-3 | | P4 | | | P4 | K | | P5 | 3 | 0 | 0 | 0 | 0 | 0 | 2 | | |
| 3 Gary Sheffield, R (1.9) 24 Brent Cleven, R (7.9) OBP: 0.400, SLG: 0.384 OBP: 0.438, SLG: 0.615 | BB | | P6 | | | | K | | K | 2 | 0 | 0 | 0 | 1 | 1 | 0 | | |
| 31 Chris Shelton, R (1.3) OBP: 0.500, SLG: 0.722 | F9 | | F9 | | | | 33 HR BB | | G4-6-3 1B | 3 | 1 | 1 | 0 | 1 | 0 | 1 | | |
| 33 Marcus Thames, R (1.7) David Espinosa, S (7.7) | F8 | | K | | | | 1-H HR | | G4-6-3 1B | 3 | 1 | 1 | 2 | 0 | 1 | 0 | | |
| 8 Neif Perez, S (1.4) Michael Hollimon, S (7. PH) (7.4) | G5-4-3 1B | | P3 | | | | G5-3 | | K | 2 | 0 | 1 | 0 | 0 | 0 | 0 | | |
| Mike Rabelo, S (1.2) OBP: 0.200, SLG: 0.111 | G5-4-3 1-2 | | G1-4-3 | | | | G1-4-3 | | G3-1 | 3 | 1 | 0 | 0 | 1 | 0 | 1 | | |
| 63 Brent Dlugach, R (1.6) OBP: 0.385, SLG: 0.583 | | | SH2-4 1B | | | | K | | G3-1 | 4 | 2 | 3 | 1 | 0 | 1 | 0 | | |
| Chad Durbin, R (1.1) 50 Andrew Miller, L (4.1) Chris Maples, R (6. PH) OBP: 0.500, SLG: 1.000 (6.5) | | | SH2-4 | | | | F8 | | 66 1B | 0 | 0 | 0 | 0 | 0 | 0 | 0 | | |
| 67 Mike Hessman, R (8.5) OBP: 0.384, SLG: 0.579 | 1-2 | | | | | | 1-H 2-H 2B | | 1B | 1 | 0 | 1 | 0 | 0 | 0 | 0 | | |
| Inning Stats | R: 0 E: 0 K: 0 S: 2 | H: 0 LOB: 1 BB: 1 P: 7 | R: 0 E: 0 K: 0 S: 3 | H: 1 LOB: 0 BB: 0 P: 3 | R: 0 E: 0 K: 0 S: 4 | H: 1 LOB: 1 BB: 0 P: 4 | R: 0 E: 0 K: 1 S: 5 | H: 0 LOB: 0 BB: 0 P: 5 | R: 0 E: 0 K: 1 S: 5 | H: 0 LOB: 0 BB: 0 P: 5 | R: 0 E: 0 K: 0 S: 3 | H: 1 LOB: 0 BB: 1 P: 5 | R: 1 E: 0 K: 1 S: 8 | H: 3 LOB: 2 BB: 0 P: 8 | 1B: 6 2B: 1 3B: 0 HR: 2 | SF: 0 SAC: 1 DP: 3 HBP: 1 | WP: 0 PA: 38 PB: 0 SB: 0 CS: 0 | |
| PITCHER | IP WLS BF H R ER SO BB IBB HBP BLK WP HR S P ERA WHIP | | | | | | | | | | | | | | | | | |
| Jamie Moyer, L (1.1) ERA: 3.6 | 5.0 | 17 | 2 | 0 | 0 | 2 | 1 | 0 | 1 | 0 | 0 | 0 | 0 | 1 | 19 | 24 | 0.00 | 0.600 |
| 52 Fabio Castro, L (6.1) ERA: 7.11 | 1.2 | L 11 | 3 | 4 | 4 | 1 | 3 | 0 | 0 | 0 | 0 | 0 | 0 | 1 | 10 | 22 | 21.60 | 3.600 |
| Alfredo Simon, R (7.1) ERA: 12.46 | 1.1 | 4 | 1 | 0 | 0 | 2 | 0 | 0 | 0 | 0 | 0 | 0 | 0 | 0 | 8 | 8 | 0.00 | 0.750 |
| Justin Germano, R (9.1) ERA: 1.5 | 1.0 | 6 | 3 | 1 | 1 | 1 | 0 | 0 | 0 | 0 | 0 | 0 | 1 | 8 | 8 | 9.00 | 3.000 | |

| Batter | 1 | 2 | 3 | 4 | 5 | 6 | 7 | 8 | 9 | AB | R | H | RBI | BB | SO | LOB | BOTTOM | | | | |
|---|---|---------------------------------|------------------------------|---------------------------------|------------------------------|---------------------------------|------------------------------|----------------------------------|------------------------------|----------------------------------|------------------------------|---------------------------------|------------------------------|---------------------------------|------------------------------|---------------------------------|---|----------------------------------|----------------------------------|------------------------------------|--|
| 11 Jimmy Rollins, S (1.6) 52 Fabio Castro, L (6.1) Karim Garcia, L (7.7) Justin Germano, R (9.1) | F8 | | L6 | | | | 8 1B | | F7 | 2 | 1 | 0 | 0 | 1 | 0 | 0 | Detroit Tigers @ Philadelphia Phillies Bright House Networks Field, Clearwater, FL Sun Mar 11 2007, 1:05 PM EDT Att: 9,380 - Sunny - 77 F | | | | |
| 51 Carlos Ruiz, R (9. PH) OBP: 0.308, SLG: 0.538 | | | | | | 8 1B | BB | | F7 | 1 | 0 | 1 | 0 | 0 | 0 | 0 | | | | | |
| 8 Shane Victorino, S (1.9) 9 Michael Bourn, L (7.9) OBP: 0.500, SLG: 0.517 OBP: 0.385, SLG: 0.480 | G4-3 | | | | | 26 G3-1 1B | 1B | | K2-3 | 3 | 1 | 2 | 1 | 0 | 0 | 0 | | | | | |
| 26 Chase Utley, L (1.4) 73 Brent Abernathy, R (7.4) OBP: 0.522, SLG: 0.522 OBP: 0.353, SLG: 0.286 (9.7) | HR | | | | | G3-1 | G4-3 | | K | 3 | 1 | 1 | 1 | 0 | 0 | 2 | | | | | |
| 6 Ryan Howard, L (1.3) 29 Chris Roberson, S (7.7) (7.8) | K | | | | | 2-3 | 1B | | K | 1 | 0 | 0 | 0 | 0 | 1 | 2 | | | | | |
| 19 Greg Dobbs, L (1.7) OBP: 0.515, SLG: 0.889 (7.3) | | | K | | | 1B | BB | | G5-3 | 2 | 0 | 0 | 0 | 1 | 1 | 0 | | | | | |
| Wes Helms, R (1.5) 4 Danny Sandoval, S (6. FR) OBP: 0.407, SLG: 0.667 OBP: 0.235, SLG: 0.267 (7.6) | G5-3 | | | | | G3-1 | G4-3 | | G1-6-3 | 3 | 0 | 2 | 1 | 0 | 0 | 0 | | | | | |
| Aaron Rowand, R (1.8) Alfredo Simon, R (7.1) 78 Brennan King, R (9.5) OBP: 0.429, SLG: 0.650 | G6-3 | | | | | 1-3 3-H 1B | K | | K | 3 | 0 | 0 | 0 | 0 | 1 | 3 | | | | | |
| 2 Rod Barajas, R (1.2) 62 Dusty Wathan, R (8.2) 65 Greg Golson, R (9. FR) OBP: 0.250, SLG: 0.250 | G5-3 | | | | | FC6-4 1B | K | | E1 BB | 0 | 0 | 0 | 0 | 0 | 0 | 0 | | | | | |
| Jamie Moyer, L (1.1) Abraham Nunez, S (5. PH) (6.6) (7.5) (9.4) | G6-3 | | | | | 1-2 | G3 | | BB | 1 | 0 | 0 | 0 | 0 | 0 | 0 | | | | | |
| Inning Stats | R: 1 E: 0 K: 1 S: 6 | H: 1 LOB: 0 BB: 0 P: 6 | R: 0 E: 0 K: 1 S: 5 | H: 0 LOB: 0 BB: 0 P: 5 | R: 0 E: 0 K: 0 S: 3 | H: 0 LOB: 0 BB: 0 P: 3 | R: 1 E: 0 K: 2 S: 9 | H: 2 LOB: 2 BB: 1 P: 13 | R: 1 E: 0 K: 0 S: 4 | H: 1 LOB: 1 BB: 0 P: 11 | R: 0 E: 0 K: 0 S: 4 | H: 1 LOB: 1 BB: 0 P: 4 | R: 0 E: 0 K: 2 S: 9 | H: 2 LOB: 2 BB: 0 P: 9 | R: 0 E: 0 K: 0 S: 2 | H: 0 LOB: 0 BB: 1 P: 6 | R: 0 E: 1 K: 2 S: 8 | H: 0 LOB: 2 BB: 1 P: 12 | 1B: 5 2B: 1 3B: 0 HR: 1 | SF: 0 SAC: 0 DP: 1 HBP: 0 | WP: 0 PA: 38 PB: 0 SB: 1 CS: 0 |
| PITCHER | IP WLS BF H R ER SO BB IBB HBP BLK WP HR S P ERA WHIP | | | | | | | | | | | | | | | | | | | | |
| Chad Durbin, R (1.1) ERA: 2.25 | 3.0 | 10 | 1 | 1 | 1 | 2 | 0 | 0 | 0 | 0 | 0 | 0 | 0 | 0 | 13 | 24 | 3.00 | 0.333 | | | |
| 50 Andrew Miller, L (4.1) ERA: 4.5 | 2.0 | 11 | 3 | 2 | 2 | 2 | 2 | 0 | 0 | 0 | 0 | 0 | 0 | 0 | 13 | 24 | 9.00 | 2.500 | | | |
| 65 Jair Jurrjens, R (6.1) ERA: 1.8 | 2.0 | W 9 | 3 | 0 | 0 | 2 | 0 | 0 | 0 | 0 | 0 | 0 | 0 | 13 | 13 | 0.00 | 1.500 | | | | |
| Corey Hamman, L (8.1) ERA | 1.0 | H 3 | 0 | 0 | 0 | 0 | 1 | 0 | 0 | 0 | 0 | 0 | 0 | 2 | 6 | 0.00 | 1.000 | | | | |
| Felix Heredia, L (9.1) ERA: 3.18 | 1.0 | S 5 | 0 | 0 | 0 | 2 | 1 | 0 | 0 | 0 | 0 | 0 | 0 | 8 | 12 | 0.00 | 1.000 | | | | |

| Batter | 1 | 2 | 3 | 4 | 5 | 6 | 7 | 8 | 9 | 10 | AB | R | H | RBI | BB | SO | LOB | | |
|--|---------------------------------------|---------------------------------------|---------------------------------------|---------------------------------------|---------------------------------------|---------------------------------------|---------------------------------------|---------------------------------------|---------------------------------------|---------------------------------------|---------------------------------------|---------------------------------------|---------------------------------------|---------------------------------------|---------------------------------------|---------------------------------------|----------------------------------|------------------------------------|---------------|
| 2 Chris Burke, R OBP: 0.171, SLG: 0.129 65 Hunter Pence, R OBP: 0.650, SLG: 1.182 | F9 | F8 | G5-3 | | | G5-3 | | | K | | 4 | 0 | 0 | 0 | 0 | 0 | 3 | | |
| Mark Loretta, R OBP: 0.375, SLG: 0.250 13 Eric Munson, L OBP: 0.391, SLG: 0.429 | F8 | | 1B BB | CS BB | | K | | | G5-3 | | 3 | 1 | 1 | 0 | 1 | 1 | 0 | | |
| Mike Lamb, L OBP: 0.400, SLG: 0.464 48 Scott Sauerbeck, R Dan Wheeler, R | | | 1B BB | SAFE 0-0 | | K | | | K | | 3 | 1 | 2 | 0 | 1 | 1 | 0 | | |
| Luke Scott, L OBP: 0.417, SLG: 0.500 21 Rick White, R | 2B | | 1B BB | FC5-4 | 1B | | | | K | | 0 | 0 | 0 | 0 | 0 | 0 | 0 | | |
| Morgan Enberg, R OBP: 0.500, SLG: 0.310 20 Josh Anderson, L OBP: 0.308, SLG: 0.364 | F7 | | 1B BB | P6 | | K | | | B2-3 | | 4 | 1 | 1 | 0 | 0 | 1 | 2 | | |
| Richard Hidalgo, R OBP: 0.143, SLG: 0.154 10 Cody Ransom, R OBP: 0.333, SLG: 0.333 | | 4 G4-3 55 1B | 1B BB | FC5-4 | | K | | | | 4 16 L5-3 BB | 3 | 2 | 1 | 2 | 1 | 1 | 1 | | |
| 16 Jason Lane, R OBP: 0.419, SLG: 0.786 | P3 | | 1B BB | | | K | | | L5-3 | | 5 | 1 | 2 | 2 | 0 | 1 | 2 | | |
| 4 Eric Bruntlett, R OBP: 0.300, SLG: 0.167 | G4-3 | G6-3 | | | | K | | | | | 3 | 0 | 0 | 0 | 0 | 1 | 3 | | |
| 55 Humberto Quintero, R OBP: 0.292, SLG: 0.200 72 Lou Santangelo, R OBP: 0.490, SLG: 0.256 | | 37 BB | 1B BB | L8 | | B3-6-4 | | | | | 4 | 0 | 2 | 2 | 0 | 0 | 2 | | |
| 37 Matt Albers, L 43 Chris Sampson, R 67 Brooks Conrad, S | | SH1-4 | | | | G6-3 | | | | | 0 | 0 | 0 | 0 | 1 | 0 | 0 | | |
| Inning Stats | R: 0 E: 0 K: 0 S: 4 | H: 1 LOB: 1 BB: 0 P: 4 | R: 1 E: 0 K: 0 S: 4 | H: 1 LOB: 2 BB: 2 P: 10 | R: 5 E: 0 K: 0 S: 8 | H: 5 LOB: 1 BB: 1 P: 12 | R: 0 E: 0 K: 2 S: 8 | H: 1 LOB: 1 BB: 0 P: 8 | R: 0 E: 0 K: 3 S: 9 | H: 0 LOB: 0 BB: 0 P: 7 | R: 0 E: 0 K: 2 S: 6 | H: 0 LOB: 0 BB: 0 P: 6 | R: 0 E: 0 K: 0 S: 2 | H: 0 LOB: 0 BB: 0 P: 7 | R: 0 E: 0 K: 0 S: 2 | H: 0 LOB: 0 BB: 1 P: 6 | 1B: 7 2B: 3 3B: 0 HR: 0 | SF: 0 SAC: 1 DP: 2 HBP: 1 | |
| PITCHER | IP WLS BF H R ER SO | IP WLS BF H R ER SO | IP WLS BF H R ER SO | IP WLS BF H R ER SO | IP WLS BF H R ER SO | IP WLS BF H R ER SO | IP WLS BF H R ER SO | IP WLS BF H R ER SO | IP WLS BF H R ER SO | IP WLS BF H R ER SO | IP WLS BF H R ER SO | IP WLS BF H R ER SO | IP WLS BF H R ER SO | IP WLS BF H R ER SO | IP WLS BF H R ER SO | IP WLS BF H R ER SO | ERA WHIP | ERA WHIP | |
| 66 J.A. Happ, L ERA: 8.22 Geoff Geary, R ERA: 4.20 40 Matt Smith, L ERA: 16.62 63 Ryan Madson, R ERA: 6.0 77 Yoel Hernandez, R ERA: | 2.0 8 2 0 0 0 1 | 2.0 7 1 0 0 4 0 | 2.0 3 0 0 0 3 0 | 2.0 3 0 0 0 0 0 | 2.0 3 0 0 0 0 0 | 2.0 3 0 0 0 0 0 | 2.0 3 0 0 0 0 0 | 2.0 3 0 0 0 0 0 | 2.0 3 0 0 0 0 0 | 2.0 3 0 0 0 0 0 | 2.0 3 0 0 0 0 0 | 2.0 3 0 0 0 0 0 | 2.0 3 0 0 0 0 0 | 2.0 3 0 0 0 0 0 | 2.0 3 0 0 0 0 0 | 2.0 3 0 0 0 0 0 | 27.00 4.500 | 0.00 1.500 | 0.00 0.500 |
| 67 Joe Bisenius, R ERA: 10.8 Jim Ed Warden, R ERA: | 1.0 3 0 0 0 0 1 | 1.0 3 0 0 0 0 0 | 1.0 3 0 0 0 0 0 | 1.0 3 0 0 0 0 0 | 1.0 3 0 0 0 0 0 | 1.0 3 0 0 0 0 0 | 1.0 3 0 0 0 0 0 | 1.0 3 0 0 0 0 0 | 1.0 3 0 0 0 0 0 | 1.0 3 0 0 0 0 0 | 1.0 3 0 0 0 0 0 | 1.0 3 0 0 0 0 0 | 1.0 3 0 0 0 0 0 | 1.0 3 0 0 0 0 0 | 1.0 3 0 0 0 0 0 | 1.0 3 0 0 0 0 0 | 0.00 1.000 | 0.00 1.000 | 0.00 1.000 |


TOP

Houston Astros @ Philadelphia Phillies
Bright House Networks Field, Clearwater, FL

Mon Mar 12 2007, 1:05 PM EDT
Att: 7,107 - Sunny - 76 F

| | | | | | | |
|----|---|---|-----|----|----|-----|
| AB | R | H | RBI | BB | SO | LOB |
| 35 | 6 | 9 | 6 | 5 | 9 | 14 |

WP: 0 PA: 42
PB: 0
SB: 2
CS: 1



| Batter | 1 | 2 | 3 | 4 | 5 | 6 | 7 | 8 | 9 | 10 | AB | R | H | RBI | BB | SO | LOB | | | |
|---|---------------------------------------|---------------------------------------|---------------------------------------|---------------------------------------|---------------------------------------|---------------------------------------|---------------------------------------|---------------------------------------|---------------------------------------|---------------------------------------|---------------------------------------|---------------------------------------|---------------------------------------|---------------------------------------|---------------------------------------|---------------------------------------|------------------------------|---------------------------------|----------------------------------|------------------------------------|
| 11 Jimmy Rollins, S OBP: 0.448, SLG: 0.286 73 Brent Abernathy, R OBP: 0.333, SLG: 0.267 | FC6-4 1B | | 9 1B 26 HR | BB | BB | | | | | | 1 | 1 | 1 | 0 | 3 | 0 | 0 | | | |
| 9 Michael Bourn, L OBP: 0.355, SLG: 0.448 | FC6-4 26 S | | 26 HR | BB | BB | | | | | | 4 | 1 | 1 | 2 | 0 | 1 | 3 | | | |
| 26 Chase Utley, L OBP: 0.400, SLG: 0.593 63 Ryan Madson, L 77 Yoel Hernandez, R 67 Joe Bisenius, R Karin Garcia, L Jim Ed Warden, R | K | | HR | | | | | | | | 4 | 1 | 1 | 3 | 0 | 3 | 2 | | | |
| 6 Ryan Howard, L OBP: 0.448, SLG: 0.682 27 Chris Coste, R OBP: 0.333, SLG: 0.375 | K | | BB | | | | | | | | 3 | 0 | 0 | 0 | 1 | 2 | 1 | | | |
| Pal Burrell, R OBP: 0.391, SLG: 0.579 60 Ronald Colloway, L (7, PR) OBP: 0.357, SLG: 0.615 | | | 19 G4-6-3 BB | | | | | | | | 2 | 0 | 1 | 0 | 2 | 1 | 0 | | | |
| 19 Greg Dobbs, L OBP: 0.472, SLG: 0.800 78 Brennan King, R OBP: 0.435, SLG: 0.619 | G3 | G4-6-3 | | | | | | | | | 3 | 0 | 0 | 0 | 0 | 3 | | | | |
| Aaron Rowand, R OBP: 0.133, SLG: 0.172 | G4-3 | | | | | | | | | | 1 | 0 | 0 | 0 | 1 | 0 | 1 | | | |
| 51 Carlos Ruiz, R OBP: 0.333, SLG: 0.471 | | | 9 1B SH3-4 | | | | | | | | 5 | 0 | 1 | 0 | 0 | 0 | 4 | | | |
| 66 J.A. Happ, L Geoff Geary, R Randall Simon, L 40 Matt Smith, L 28 Jayson Werth, R 4 Danny Sandoval, S | SH3-4 | | | | | | | | | | 0 | 0 | 0 | 0 | 0 | 0 | 0 | | | |
| Inning Stats | R: 0 E: 0 K: 2 S: 8 | H: 1 LOB: 1 BB: 0 P: 8 | R: 0 E: 0 K: 1 S: 5 | H: 0 LOB: 0 BB: 0 P: 5 | R: 4 E: 0 K: 0 S: 5 | H: 3 LOB: 1 BB: 3 P: 17 | R: 0 E: 0 K: 1 S: 6 | H: 1 LOB: 2 BB: 1 P: 10 | R: 0 E: 0 K: 1 S: 6 | H: 1 LOB: 1 BB: 0 P: 6 | R: 2 E: 0 K: 1 S: 8 | H: 1 LOB: 1 BB: 2 P: 17 | R: 0 E: 0 K: 1 S: 5 | H: 0 LOB: 0 BB: 0 P: 9 | R: 0 E: 0 K: 1 S: 5 | H: 0 LOB: 0 BB: 0 P: 5 | R: 0 E: 0 K: 0 S: 3 | H: 1 LOB: 1 BB: 1 P: 7 | 1B: 6 2B: 1 3B: 0 HR: 1 | SF: 1 SAC: 1 DP: 2 HBP: 0 |
| PITCHER | IP WLS BF H R ER SO | IP WLS BF H R ER SO | IP WLS BF H R ER SO | IP WLS BF H R ER SO | IP WLS BF H R ER SO | IP WLS BF H R ER SO | IP WLS BF H R ER SO | IP WLS BF H R ER SO | IP WLS BF H R ER SO | IP WLS BF H R ER SO | IP WLS BF H R ER SO | IP WLS BF H R ER SO | IP WLS BF H R ER SO | IP WLS BF H R ER SO | IP WLS BF H R ER SO | IP WLS BF H R ER SO | ERA WHIP | ERA WHIP | | |
| 37 Matt Albers, L ERA: 5.14 43 Chris Sampson, R ERA: 3.16 48 Scott Sauerbeck, L ERA: 10.13 Dan Wheeler, R ERA: 6.0 21 Rick White, R ERA: | 3.0 9 2 0 0 2 1 | 2.0 B 10 1 2 2 2 | 2.0 3 0 0 0 1 0 | 2.0 3 0 0 0 0 0 | 2.0 3 0 0 0 0 0 | 2.0 3 0 0 0 0 0 | 2.0 3 0 0 0 0 0 | 2.0 3 0 0 0 0 0 | 2.0 3 0 0 0 0 0 | 2.0 3 0 0 0 0 0 | 2.0 3 0 0 0 0 0 | 2.0 3 0 0 0 0 0 | 2.0 3 0 0 0 0 0 | 2.0 3 0 0 0 0 0 | 2.0 3 0 0 0 0 0 | 2.0 3 0 0 0 0 0 | 12.00 2.333 | 0.00 1.500 | 9.00 2.000 | |
| 67 Joe Bisenius, R ERA: 10.8 Jim Ed Warden, R ERA: | 1.0 3 0 0 0 0 1 | 1.0 3 0 0 0 0 0 | 1.0 3 0 0 0 0 0 | 1.0 3 0 0 0 0 0 | 1.0 3 0 0 0 0 0 | 1.0 3 0 0 0 0 0 | 1.0 3 0 0 0 0 0 | 1.0 3 0 0 0 0 0 | 1.0 3 0 0 0 0 0 | 1.0 3 0 0 0 0 0 | 1.0 3 0 0 0 0 0 | 1.0 3 0 0 0 0 0 | 1.0 3 0 0 0 0 0 | 1.0 3 0 0 0 0 0 | 1.0 3 0 0 0 0 0 | 1.0 3 0 0 0 0 0 | 0.00 1.000 | 0.00 1.000 | 0.00 1.000 | |


BOTTOM

Houston Astros @ Philadelphia Phillies
Bright House Networks Field, Clearwater, FL

Mon Mar 12 2007, 1:05 PM EDT
Att: 7,107 - Sunny - 76 F

| | | | | | | |
|----|---|---|-----|----|----|-----|
| AB | R | H | RBI | BB | SO | LOB |
| 34 | 6 | 8 | 5 | 8 | 8 | 18 |

WP: 3 PA: 44
PB: 0
SB: 1
CS: 0



| Batter | 1 | 2 | 3 | 4 | 5 | 6 | 7 | 8 | 9 | AB | R | H | RBI | BB | SO | LOB | TOP | | | | | | | | | | | | | | | | | | | |
|--|---|----------------------------------|------------------------------|---------------------------------|------------------------------|---------------------------------|------------------------------|---------------------------------|------------------------------|----------------------------------|------------------------------|---------------------------------|------------------------------|---------------------------------|------------------------------|---------------------------------|---|---------------------------------|---|------------------------------------|----------------------------------|--------|--|--|--|--|--|--|--|--|--|--|--|--|--|--|
| 8 Shane Victorino, S OBP: 0.486, SLG: 0.485 (1, 9) | | | | | | | | | | 4 | 2 | 1 | 0 | 1 | 0 | 2 | Philadelphia Phillies @ Tampa Bay Devil Rays Tue Mar 13 2007, 1:05 PM EDT Att: 3,462 - Sunny - 73 F | Phillies | | | | | | | | | | | | | | | | | | |
| Aaron Rowand, R OBP: 0.152, SLG: 0.161 60 Ronald Calloway, L (6, PH) OBP: 0.375, SLG: 0.800 (5, 9) | | | | | | | | | | 2 | 0 | 0 | 0 | 1 | 1 | 1 | | | | | | | | | | | | | | | | | | | | |
| 19 Greg Dobbs, L OBP: 0.439, SLG: 0.706 (1, 7) | | | | | | | | | | 4 | 0 | 0 | 0 | 1 | 1 | 2 | | | | | | | | | | | | | | | | | | | | |
| Wes Helms, R OBP: 0.419, SLG: 0.667 62 Dusty Wathan, R OBP: 0.500, SLG: 0.500 (6, 3) | | | | | | | | | | 3 | 1 | 2 | 1 | 0 | 0 | 0 | | | | | | | | | | | | | | | | | | | | |
| 78 Brennan King, R OBP: 0.429, SLG: 0.560 (6, 5) | | | | | | | | | | 4 | 1 | 1 | 1 | 0 | 1 | 2 | | | | | | | | | | | | | | | | | | | | |
| Carlos Leon, S (8, 5) | | | | | | | | | | 0 | 0 | 0 | 0 | 0 | 0 | 0 | | | | | | | | | | | | | | | | | | | | |
| Karim Garcia, L OBP: 0.355, SLG: 0.433 Randall Simon, L OBP: 0.200, SLG: 0.250 (9, PH) (9, 10) | | | | | | | | | | 3 | 1 | 1 | 0 | 1 | 1 | 2 | | | | | | | | | | | | | | | | | | | | |
| Abraham Nunez, S OBP: 0.419, SLG: 0.375 4 Danny Sandoval, S OBP: 0.250, SLG: 0.333 (6, 6) | | | | | | | | | | 3 | 1 | 0 | 1 | 0 | 0 | 3 | | | | | | | | | | | | | | | | | | | | |
| 2 Rod Barajas, R OBP: 0.389, SLG: 0.647 27 Chris Coste, R OBP: 0.316, SLG: 0.353 (7, 2) | | | | | | | | | | 4 | 2 | 2 | 3 | 0 | 0 | 1 | | | | | | | | | | | | | | | | | | | | |
| 73 Brent Abernathy, R OBP: 0.364, SLG: 0.368 92 Adrian Cardenas, L (7, 4) | | | | | | | | | | 0 | 0 | 0 | 0 | 0 | 0 | 0 | | | | | | | | | | | | | | | | | | | | |
| Inning Stats | R: 1 E: 0 K: 1 S: 6 | H: 1 LOB: 2 BB: 1 P: 12 | R: 0 E: 0 K: 0 S: 4 | H: 1 LOB: 1 BB: 0 P: 4 | R: 0 E: 0 K: 1 S: 6 | H: 1 LOB: 1 BB: 0 P: 6 | R: 2 E: 0 K: 0 S: 5 | H: 2 LOB: 1 BB: 0 P: 5 | R: 8 E: 0 K: 0 S: 8 | H: 5 LOB: 3 BB: 1 P: 20 | R: 0 E: 0 K: 0 S: 3 | H: 0 LOB: 0 BB: 0 P: 3 | R: 0 E: 0 K: 0 S: 4 | H: 1 LOB: 1 BB: 0 P: 4 | R: 0 E: 0 K: 2 S: 8 | H: 1 LOB: 1 BB: 0 P: 8 | R: 0 E: 0 K: 0 S: 3 | H: 0 LOB: 0 BB: 0 P: 3 | 1B: 8 2B: 2 3B: 0 HR: 2 | SF: 1 SAC: 0 DP: 0 HBP: 1 | WP: 1 PB: 0 SB: 3 CS: 0 | PA: 44 | | | | | | | | | | | | | | |
| PITCHER | IP WLS BF H R ER SO BB IBB HBP BLK WP HR S P ERA WHIP | | | | | | | | | | | | | | | | | PITCHER | IP WLS BF H R ER SO BB IBB HBP BLK WP HR S P ERA WHIP | | | | | | | | | | | | | | | | | |
| 19 Scott Kazmir, L ERA: 8.64 (1, 1) | 4.0 | 0 | 19 | 5 | 3 | 3 | 2 | 1 | 0 | 1 | 0 | 0 | 0 | 0 | 1 | 0 | 21 | 27 | 6.75 | 1.500 | | | | | | | | | | | | | | | | |
| 27 Scott Dohmann, R ERA: 16.92 (5, 1) | 0.1 | L | 5 | 2 | 4 | 4 | 0 | 2 | 0 | 0 | 0 | 0 | 0 | 1 | 0 | 3 | 11 | 108.00 | 12.000 | | | | | | | | | | | | | | | | | |
| Dan Miceli, R ERA: 14.73 (5, 1) | 0.2 | | 6 | 3 | 4 | 4 | 0 | 1 | 0 | 0 | 0 | 0 | 0 | 0 | 1 | 5 | 9 | 54.00 | 6.000 | | | | | | | | | | | | | | | | | |
| 56 Tim Corcoran, R ERA: 5.14 (6, 1) | 3.0 | | 11 | 2 | 0 | 0 | 2 | 0 | 0 | 0 | 0 | 0 | 0 | 0 | 0 | 15 | 15 | 0.00 | 0.667 | | | | | | | | | | | | | | | | | |
| 53 Juan Salas, R ERA: 2.25 (9, 1) | 1.0 | | 3 | 0 | 0 | 0 | 0 | 0 | 0 | 0 | 0 | 0 | 0 | 0 | 0 | 3 | 3 | 0.00 | 0.000 | | | | | | | | | | | | | | | | | |

| Batter | 1 | 2 | 3 | 4 | 5 | 6 | 7 | 8 | 9 | AB | R | H | RBI | BB | SO | LOB | BOTTOM | | | | | | | | | | | | | | | | | | |
|--|---|---------------------------------|------------------------------|----------------------------------|------------------------------|---------------------------------|-------------------------------|----------------------------------|------------------------------|----------------------------------|------------------------------|---------------------------------|------------------------------|----------------------------------|------------------------------|----------------------------------|---|----------------|---|----------------------------------|----------------------------------|------------------------------------|----------------------------------|--------|--|--|--|--|--|--|--|--|--|--|--|
| 5 Rocco Baldelli, R OBP: 0.261, SLG: 0.364 31 Jonny Gomes, R OBP: 0.241, SLG: 0.462 (6, 7) | | | | | | | | | | 3 | 0 | 1 | 1 | 0 | 0 | 0 | Philadelphia Phillies @ Tampa Bay Devil Rays Tue Mar 13 2007, 1:05 PM EDT Att: 3,462 - Sunny - 73 F | Phillies | | | | | | | | | | | | | | | | | |
| 13 Carl Crawford, L OBP: 0.281, SLG: 0.190 61 Dustan Mohr, R OBP: 0.273, SLG: 0.316 (6, 8) | | | | | | | | | | 3 | 0 | 0 | 0 | 0 | 1 | 1 | | | | | | | | | | | | | | | | | | | |
| Delmon Young, R OBP: 0.280, SLG: 0.250 35 Elijah Dukes, R OBP: 0.321, SLG: 0.240 (6, 9) | | | | | | | | | | 3 | 1 | 2 | 0 | 0 | 0 | 0 | | | | | | | | | | | | | | | | | | | |
| Ty Wigginton, R OBP: 0.435, SLG: 0.714 23 Carlos Pena, L OBP: 0.200, SLG: 0.222 (6, 3) | | | | | | | | | | 3 | 2 | 2 | 3 | 0 | 0 | 1 | | | | | | | | | | | | | | | | | | | |
| 14 Greg Norton, S OBP: 0.304, SLG: 0.333 29 Joel Guzman, R OBP: 0.150, SLG: 0.421 (6, 5) | | | | | | | | | | | 3 | 1 | 1 | 0 | 0 | 0 | | | | | | | | | | | | | | | | | | | |
| 3 Jorge Cantu, R OBP: 0.318, SLG: 0.429 58 Hee-Seop Choi, L (7, PH) OBP: 0.211, SLG: 0.125 (8, 10) | | | | | | | | | | 3 | 0 | 1 | 0 | 0 | 1 | 1 | | | | | | | | | | | | | | | | | | | |
| 2 B.J. Upton, R OBP: 0.346 3 Jorge Velandia, R OBP: 0.600, SLG: 0.571 (6, 4) | | | | | | | | | | 2 | 1 | 1 | 0 | 1 | 1 | 1 | | | | | | | | | | | | | | | | | | | |
| 32 Shawn Riggans, R OBP: 0.471, SLG: 0.571 62 Yamid Haad, R OBP: 0.500, SLG: 0.500 (6, 2) | | | | | | | | | | 2 | 1 | 1 | 0 | 1 | 1 | 2 | | | | | | | | | | | | | | | | | | | |
| 18 Ben Zobrist, S OBP: 0.368, SLG: 0.421 Brendan Harris, R (5, PH) OBP: 0.321, SLG: 0.370 (6, 6) | | | | | | | | | | 2 | 1 | 1 | 2 | 0 | 0 | 2 | | | | | | | | | | | | | | | | | | | |
| Inning Stats | R: 0 E: 0 K: 0 S: 3 | H: 0 LOB: 0 BB: 0 P: 3 | R: 1 E: 0 K: 1 S: 7 | H: 2 LOB: 2 BB: 1 P: 11 | R: 0 E: 0 K: 0 S: 4 | H: 1 LOB: 1 BB: 0 P: 4 | R: 3 E: 0 K: 2 S: 12 | H: 4 LOB: 1 BB: 0 P: 13 | R: 3 E: 0 K: 1 S: 9 | H: 4 LOB: 3 BB: 1 P: 14 | R: 0 E: 0 K: 0 S: 3 | H: 0 LOB: 0 BB: 0 P: 3 | R: 1 E: 1 K: 1 S: 7 | H: 1 LOB: 3 BB: 2 P: 15 | R: 0 E: 0 K: 2 S: 7 | H: 0 LOB: 1 BB: 1 P: 11 | | | R: 0 E: 0 K: 2 S: 8 | H: 1 LOB: 2 BB: 1 P: 12 | 1B: 8 2B: 3 3B: 0 HR: 2 | SF: 0 SAC: 0 DP: 0 HBP: 1 | WP: 0 PB: 0 SB: 1 CS: 0 | PA: 48 | | | | | | | | | | | |
| PITCHER | IP WLS BF H R ER SO BB IBB HBP BLK WP HR S P ERA WHIP | | | | | | | | | | | | | | | | | PITCHER | IP WLS BF H R ER SO BB IBB HBP BLK WP HR S P ERA WHIP | | | | | | | | | | | | | | | | |
| 23 Adam Eaton, R ERA: 4.05 (1, 1) | 3.2 | | 16 | 4 | 2 | 2 | 3 | 1 | 0 | 0 | 0 | 0 | 0 | 0 | 1 | 10 | 16 | 45.00 | 8.000 | | | | | | | | | | | | | | | | |
| 55 Clay Condrey, R ERA: 8.44 (4, 1) | 1.0 | W | 12 | 7 | 5 | 5 | 0 | 1 | 0 | 1 | 0 | 0 | 0 | 0 | 0 | 10 | 14 | 0.00 | 0.600 | | | | | | | | | | | | | | | | |
| 61 Kane Davis, R ERA: (5, 1) | 1.2 | | 7 | 0 | 1 | 0 | 2 | 1 | 0 | 0 | 0 | 0 | 0 | 0 | 0 | 10 | 18 | 0.00 | 1.800 | | | | | | | | | | | | | | | | |
| 48 Brian Sanchez, R ERA: 6.43 (7, 1) | 1.2 | H | 8 | 1 | 0 | 0 | 2 | 2 | 0 | 0 | 0 | 0 | 0 | 0 | 0 | 10 | 18 | 0.00 | 1.800 | | | | | | | | | | | | | | | | |
| 72 Ryan Cameron, R ERA: 2.25 (9, 1) | 1.0 | S | 5 | 1 | 0 | 0 | 2 | 1 | 0 | 0 | 0 | 0 | 0 | 0 | 8 | 12 | 2.00 | 2.000 | | | | | | | | | | | | | | | | | |

| Batter | 1 | 2 | 3 | 4 | 5 | 6 | 7 | 8 | 9 | AB | R | H | RBI | BB | SO | LOB | TOP | |
|---|---|---------------------------------|-------------------------------|----------------------------------|------------------------------|---------------------------------|------------------------------|---------------------------------|------------------------------|----------------------------------|------------------------------|---------------------------------|------------------------------|---------------------------------|----------------------------------|------------------------------------|---|--------|
| Miguel Cairo, R (1,4) OBP: 0.433, SLG: 0.333 93 Chris Basak, R (5,4) OBP: 0.480, SLG: 0.750 | F8 | FC6-4 | | | G6-3 | | 75 BB, 71 G5-3 | | 71 G6-3 | 3 | 0 | 1 | 1 | 0 | 0 | 0 | New York Yankees @ Philadelphia Phillies Bright House Networks Field, Clearwater, FL Sat Mar 17 2007, 1:05 PM EDT Att: 9,785 - Sunny - 70 F | |
| 2 Derek Jeter, R (1,6) OBP: 0.388, SLG: 0.361 71 Ramiro Pena, S (5, PR) OBP: 0.333, SLG: 0.333 | G6-3 | FC6-4 | | | G6-3 | | G5-3 | | G6-3 | 3 | 0 | 1 | 0 | 0 | 0 | 3 | | |
| 25 Jason Giambi, L (1,3) OBP: 0.286, SLG: 0.400 Josh Phelps, R (5,3) | | | | | G4-6-3 | | 75 BB | | G5-3 | 3 | 0 | 1 | 0 | 0 | 1 | 1 | | |
| 55 Hideki Matsui, L (1,7) OBP: 0.368, SLG: 0.500 75 Bronson Sardinha, L (6,9) OBP: 0.367, SLG: 0.483 | G4-3 | | | | G3-1 | | F9 | | | 3 | 0 | 0 | 0 | 0 | 0 | 1 | | |
| 12 Andy Phillips, R (1,5) | | | | | F9 | | F8 | | FC6-4 | 4 | 1 | 1 | 0 | 0 | 0 | 3 | | |
| 27 Kevin Thompson, R (1,8) OBP: 0.407, SLG: 0.625 | | | | | | | 59 PB | | B5-3 | 4 | 0 | 2 | 0 | 0 | 1 | 1 | | |
| 59 Raul Chavez, R (1,2) OBP: 0.471, SLG: 0.471 45 Carl Pavano, R (6,1) | | | | | P6 | | G5-3 | | | 3 | 0 | 1 | 0 | 0 | 0 | 2 | | |
| 64 Kevin Reese, L (1,9) OBP: 0.321, SLG: 0.462 | | | | | P4 | | | | F9 | 4 | 0 | 0 | 0 | 0 | 0 | 3 | | |
| 46 Andy Pettitte, L (1,1) | | | | | | | | | F9 | 2 | 0 | 0 | 0 | 0 | 2 | 4 | | |
| 20 Jorge Posada, S (6,2) | | | | | | | 71 G5-3, 93 BB, 75 BB | | F7 | 1 | 1 | 0 | 0 | 1 | 0 | 0 | | |
| Inning Stats | R: 0 E: 0 K: 0 S: 4 | H: 1 LOB: 1 BB: 0 P: 4 | R: 1 E: 1 K: 2 S: 11 | H: 3 LOB: 3 BB: 0 P: 11 | R: 0 E: 0 K: 1 S: 5 | H: 0 LOB: 0 BB: 0 P: 5 | R: 0 E: 0 K: 1 S: 7 | H: 1 LOB: 1 BB: 0 P: 7 | R: 0 E: 0 K: 0 S: 4 | H: 1 LOB: 3 BB: 3 P: 16 | R: 0 E: 0 K: 1 S: 5 | H: 0 LOB: 0 BB: 0 P: 5 | R: 0 E: 0 K: 0 S: 3 | H: 0 LOB: 1 BB: 1 P: 7 | 1B: 7 2B: 1 3B: 0 HR: 0 | SF: 0 SAC: 0 DP: 1 HBP: 0 | WP: 0 PB: 1 SB: 1 CS: 0 | PA: 39 |
| PITCHER | IP WLS BF H R ER SO BB IBB HBP BLK WP HR S P ERA WHIP | | | | | | | | | | | | | | | | | |
| Jamie Moyer, L (1,1) ERA: 2.51 | 4.1 | 20 | 6 | 1 | 0 | 0 | 4 | 0 | 0 | 0 | 0 | 0 | 0 | 0 | 29 | 29 | 0.00 | 1.385 |
| 40 Matt Smith, L (5,1) ERA: 12.9 | 1.2 | 5 | 1 | 0 | 0 | 0 | 0 | 0 | 0 | 0 | 0 | 0 | 0 | 0 | 5 | 6 | 0.00 | 0.600 |
| 67 Joe Bisenius, R (7,1) ERA: 1.69 | 1.0 | W | 7 | 1 | 1 | 1 | 0 | 3 | 0 | 0 | 0 | 0 | 0 | 4 | 16 | 9.00 | 4.000 | |
| 63 Ryan Madson, R (8,1) ERA: 3.6 | 2.0 | S | 7 | 0 | 0 | 0 | 1 | 1 | 0 | 0 | 0 | 0 | 0 | 8 | 12 | 0.00 | 0.500 | |

| Batter | 1 | 2 | 3 | 4 | 5 | 6 | 7 | 8 | 9 | AB | R | H | RBI | BB | SO | LOB | BOTTOM |
|--|---|---------------------------------|------------------------------|---------------------------------|------------------------------|---------------------------------|------------------------------|---------------------------------|------------------------------|----------------------------------|------------------------------|---------------------------------|----------------------------------|------------------------------------|----------------------------------|--------|---|
| 11 Jimmy Rollins, S (1,6) OBP: 0.474, SLG: 0.321 4 Danny Sandoval, S (8,6) OBP: 0.227, SLG: 0.300 | | | G6-3 | | | G4-6-3 | | G4-3 | | 3 | 0 | 1 | 0 | 0 | 0 | 1 | New York Yankees @ Philadelphia Phillies Bright House Networks Field, Clearwater, FL Sat Mar 17 2007, 1:05 PM EDT Att: 9,785 - Sunny - 70 F |
| 28 Jayson Werth, R (1,9) OBP: 0.387, SLG: 0.385 9 Michael Bourn, L (8,7) OBP: 0.395, SLG: 0.556 | G6-4-3 | | | | K | | G4-3 | | 73 FB | 3 | 0 | 0 | 0 | 0 | 1 | 1 | |
| 26 Chase Utley, L (1,4) OBP: 0.436, SLG: 0.690 73 Brent Abernathy, R (8,4) OBP: 0.360, SLG: 0.364 | | | | | G3 | | | | F8 | 3 | 1 | 2 | 0 | 0 | 0 | 0 | |
| 6 Ryan Howard, L (1,3) OBP: 0.421, SLG: 0.567 8 Shane Victorino, S (7, PR) OBP: 0.469, SLG: 0.585 | | | | | G1-3 | | | | L5 | 2 | 0 | 0 | 0 | 1 | 1 | 1 | |
| Pat Burrell, R (1,7) OBP: 0.344, SLG: 0.440 Karim Garcia, L (7, PR) OBP: 0.324, SLG: 0.394 | | | | | | | | | | 2 | 0 | 0 | 0 | 1 | 1 | 0 | |
| Wes Helms, R (1,5) OBP: 0.351, SLG: 0.556 78 Brennan King, R (9,5) OBP: 0.414, SLG: 0.538 | | | | | | | | | | 3 | 0 | 0 | 0 | 0 | 0 | 3 | |
| Aaron Rowand, R (1,8) OBP: 0.190, SLG: 0.256 63 Ryan Madson, L (8,1) | | | | | | | | | | 3 | 0 | 1 | 2 | 0 | 0 | 0 | |
| 51 Carlos Ruiz, R (1,2) OBP: 0.320, SLG: 0.391 | | | | | | | | | | 3 | 1 | 0 | 0 | 0 | 0 | 2 | |
| Jamie Moyer, L (1,1) ERA: 2.51 40 Matt Smith, L (5,1) ERA: 12.9 Randal Simon, L (6, PR) OBP: 0.333, SLG: 0.333 67 Joe Bisenius, R (7,1) ERA: 1.69 19 Greg Dobbs, L (7, PR) OBP: 0.444, SLG: 0.684 | | | | | | | | | | 1 | 0 | 0 | 0 | 0 | 1 | 0 | |
| Inning Stats | R: 0 E: 0 K: 1 S: 6 | H: 2 LOB: 1 BB: 0 P: 6 | R: 0 E: 0 K: 0 S: 3 | H: 0 LOB: 0 BB: 0 P: 3 | R: 0 E: 0 K: 1 S: 5 | H: 0 LOB: 0 BB: 0 P: 5 | R: 0 E: 0 K: 1 S: 5 | H: 0 LOB: 0 BB: 0 P: 5 | R: 0 E: 0 K: 0 S: 4 | H: 1 LOB: 0 BB: 2 P: 15 | R: 0 E: 0 K: 0 S: 4 | H: 1 LOB: 1 BB: 0 P: 4 | 1B: 4 2B: 2 3B: 0 HR: 0 | SF: 0 SAC: 0 DP: 2 HBP: 0 | WP: 0 PB: 0 SB: 0 CS: 0 | PA: 31 | |
| PITCHER | IP WLS BF H R ER SO BB IBB HBP BLK WP HR S P ERA WHIP | | | | | | | | | | | | | | | | |
| 46 Andy Pettitte, L (1,1) ERA: 5.63 | 5.0 | 16 | 4 | 3 | 2 | 1 | 2 | 0 | 0 | 0 | 0 | 0 | 0 | 15 | 23 | 6.00 | 2.000 |



| Batter | 1 | 2 | 3 | 4 | 5 | 6 | 7 | 8 | 9 | AB | R | H | RBI | BB | SO | LOB | TOP | | | | | |
|--|---|---------------------------------|------------------------------|---------------------------------|------------------------------|----------------------------------|------------------------------|---------------------------------|------------------------------|---------------------------------|------------------------------|----------------------------------|------------------------------|----------------------------------|------------------------------|---------------------------------|--|---------------------------------|----------------------------------|------------------------------------|----------------------------------|--------|
| 2 B.J. Upton, R OBP: 0.293, SLG: 0.351 | | | | | | | | | | 3 | 0 | 1 | 2 | 1 | 1 | 0 | Tampa Bay Devil Rays @ Philadelphia Phillies Bright House Networks Field, Clearwater, FL Sun Mar 18 2007, 1:05 PM EDT Att: 6,393 - Sunny - 62 F | | | | | |
| 13 Carl Crawford, L OBP: 0.289, SLG: 0.286 | | | | | | | | | | 3 | 0 | 1 | 0 | 1 | 1 | 2 | | | | | | |
| 54 Chad Orvella, R | | | | | | | | | | 0 | 0 | 0 | 0 | 0 | 0 | 0 | | | | | | |
| Justin Ruggiano, R (9, PH) | | | | | | | | | | 1 | 0 | 0 | 0 | 0 | 0 | 1 | | | | | | |
| 11 Jae Kuk Ryu, R | | | | | | | | | | 0 | 0 | 0 | 0 | 0 | 0 | 0 | | | | | | |
| Ty Wigginton, R OBP: 0.375, SLG: 0.556 | | | | | | | | | | 4 | 0 | 0 | 0 | 0 | 1 | 5 | | | | | | |
| 3 Jorge Cantu, R OBP: 0.273, SLG: 0.344 | | | | | | | | | | 4 | 1 | 0 | 0 | 0 | 1 | 1 | | | | | | |
| 96 Matthew Maniscalco, R (8, 4) | | | | | | | | | | 0 | 0 | 0 | 0 | 0 | 0 | 0 | | | | | | |
| 1 Akinori Iwamura, L OBP: 0.188, SLG: 0.233 | | | | | | | | | | 4 | 0 | 1 | 0 | 0 | 1 | 0 | | | | | | |
| 61 Dustin Mohr, R OBP: 0.207, SLG: 0.231 | | | | | | | | | | 4 | 1 | 0 | 0 | 0 | 2 | 2 | | | | | | |
| 8 Josh Paul, R OBP: 0.333, SLG: 0.250 | | | | | | | | | | 3 | 1 | 0 | 0 | 1 | 1 | 0 | | | | | | |
| 18 Ben Zobrist, S OBP: 0.367, SLG: 0.379 | | | | | | | | | | 4 | 2 | 3 | 1 | 0 | 0 | 0 | | | | | | |
| 19 Scott Kazmir, L | | | | | | | | | | 1 | 0 | 0 | 0 | 0 | 0 | 0 | | | | | | |
| 37 Seth McClung, L | | | | | | | | | | 0 | 0 | 0 | 0 | 0 | 0 | 0 | | | | | | |
| 66 Josh Arhart, R OBP: 1.000, SLG: 1.000 | | | | | | | | | | 1 | 0 | 1 | 2 | 0 | 0 | 0 | | | | | | |
| Shaun Cumberland, L | | | | | | | | | | 1 | 0 | 0 | 0 | 0 | 1 | 1 | | | | | | |
| Inning Stats | R: 0 E: 0 K: 2 S: 8 | H: 1 LOB: 1 BB: 0 P: 8 | R: 0 E: 0 K: 1 S: 5 | H: 0 LOB: 0 BB: 0 P: 5 | R: 0 E: 0 K: 1 S: 6 | H: 1 LOB: 2 BB: 1 P: 11 | R: 0 E: 0 K: 1 S: 5 | H: 0 LOB: 0 BB: 0 P: 9 | R: 0 E: 0 K: 1 S: 5 | H: 0 LOB: 0 BB: 0 P: 8 | R: 0 E: 0 K: 1 S: 7 | H: 0 LOB: 0 BB: 0 P: 10 | R: 4 E: 1 K: 0 S: 7 | H: 3 LOB: 2 BB: 2 P: 15 | R: 0 E: 0 K: 1 S: 5 | H: 0 LOB: 0 BB: 0 P: 5 | R: 1 E: 0 K: 1 S: 7 | H: 2 LOB: 1 BB: 0 P: 7 | 1B: 6 2B: 0 3B: 1 HR: 0 | SF: 0 SAC: 2 DP: 0 HBP: 0 | WP: 0 PB: 0 SB: 1 CS: 0 | PA: 38 |
| PITCHER | IP WLS BF H R ER SO BB IBB HBP BLK WP HR S P ERA WHIP | | | | | | | | | | | | | | | | | | | | | |
| 39 Brett Myers, R ERA: 3.09 | (1, 1) 6.0 22 2 1 1 7 1 1 0 0 0 0 0 37 52 1.50 0.500 | | | | | | | | | | | | | | | | | | | | | |
| Antonio Alfonseca, R ERA: 11.25 | (7, 1) 1.0 B 8 3 3 2 0 1 1 0 0 0 0 0 6 14 18.00 4.000 | | | | | | | | | | | | | | | | | | | | | |
| 58 Eude Brito, L ERA: | (8, 1) 1.0 3 0 0 0 1 0 0 0 0 0 0 0 5 5 0.00 0.000 | | | | | | | | | | | | | | | | | | | | | |
| 45 Tom Gordon, R ERA: 3.0 | (9, 1) 1.0 L 5 2 1 1 1 0 0 0 0 0 0 0 7 7 9.00 2.000 | | | | | | | | | | | | | | | | | | | | | |

| Batter | 1 | 2 | 3 | 4 | 5 | 6 | 7 | 8 | 9 | AB | R | H | RBI | BB | SO | LOB | BOTTOM | | | | | |
|---|---|----------------------------------|------------------------------|---------------------------------|-------------------------------|----------------------------------|------------------------------|---------------------------------|------------------------------|---------------------------------|-------------------------------|----------------------------------|------------------------------|---------------------------------|------------------------------|----------------------------------|--|---------------------------------|----------------------------------|------------------------------------|----------------------------------|--------|
| 11 Jimmy Rollins, S OBP: 0.488, SLG: 0.355 | | | | | | | | | | 3 | 0 | 2 | 0 | 0 | 0 | 1 | Tampa Bay Devil Rays @ Philadelphia Phillies Bright House Networks Field, Clearwater, FL Sun Mar 18 2007, 1:05 PM EDT Att: 6,393 - Sunny - 62 F | | | | | |
| 93 Jason Donald, R OBP: 0.250, SLG: 0.250 | | | | | | | | | | 2 | 0 | 0 | 0 | 0 | 1 | 1 | | | | | | |
| Aaron Rowand, R OBP: 0.198, SLG: 0.256 | | | | | | | | | | 4 | 1 | 1 | 0 | 0 | 1 | 2 | | | | | | |
| 58 Eude Brito, L | | | | | | | | | | 0 | 0 | 0 | 0 | 0 | 0 | 0 | | | | | | |
| 45 Tom Gordon, R | | | | | | | | | | 0 | 0 | 0 | 0 | 0 | 0 | 0 | | | | | | |
| Ryan Fleming, L (9, PH) | | | | | | | | | | 1 | 0 | 0 | 0 | 0 | 1 | 1 | | | | | | |
| 26 Chase Utley, L OBP: 0.429, SLG: 0.568 | | | | | | | | | | 2 | 0 | 0 | 0 | 1 | 1 | 2 | | | | | | |
| Brad Harman, R | | | | | | | | | | 0 | 1 | 0 | 0 | 1 | 0 | 0 | | | | | | |
| 6 Ryan Howard, L OBP: 0.415, SLG: 0.576 | | | | | | | | | | 3 | 0 | 1 | 1 | 0 | 1 | 2 | | | | | | |
| Randall Simon, L OBP: 0.250, SLG: 0.292 | | | | | | | | | | 1 | 1 | 1 | 0 | 0 | 0 | 0 | | | | | | |
| Pat Burrell, R OBP: 0.343, SLG: 0.536 | | | | | | | | | | 3 | 1 | 1 | 2 | 0 | 0 | 2 | | | | | | |
| Karim Garcia, L OBP: 0.343, SLG: 0.394 | | | | | | | | | | 0 | 0 | 0 | 0 | 1 | 0 | 0 | | | | | | |
| 78 Brennan King, R OBP: 0.364, SLG: 0.467 | | | | | | | | | | 4 | 0 | 0 | 0 | 0 | 2 | 3 | | | | | | |
| 19 Greg Dobbs, L OBP: 0.429, SLG: 0.643 | | | | | | | | | | 4 | 0 | 1 | 0 | 0 | 1 | 1 | | | | | | |
| 2 Rod Barajas, R OBP: 0.375, SLG: 0.545 | | | | | | | | | | 2 | 0 | 0 | 0 | 0 | 1 | 2 | | | | | | |
| Javon Moran, R OBP: 1.000, SLG: 1.000 | | | | | | | | | | 1 | 0 | 1 | 0 | 0 | 0 | 0 | | | | | | |
| 39 Brett Myers, R | | | | | | | | | | 1 | 0 | 0 | 0 | 0 | 1 | 0 | | | | | | |
| Antonio Alfonseca, R | | | | | | | | | | 0 | 0 | 0 | 0 | 0 | 0 | 0 | | | | | | |
| 68 Jason Hill, R | | | | | | | | | | 1 | 0 | 0 | 0 | 0 | 1 | 0 | | | | | | |
| Inning Stats | R: 0 E: 1 K: 1 S: 6 | H: 1 LOB: 2 BB: 1 P: 10 | R: 0 E: 0 K: 3 S: 9 | H: 0 LOB: 0 BB: 0 P: 9 | R: 0 E: 0 K: 1 S: 13 | H: 1 LOB: 1 BB: 0 P: 17 | R: 0 E: 0 K: 1 S: 7 | H: 0 LOB: 0 BB: 0 P: 9 | R: 0 E: 0 K: 1 S: 5 | H: 0 LOB: 1 BB: 0 P: 9 | R: 3 E: 0 K: 1 S: 20 | H: 4 LOB: 2 BB: 0 P: 24 | R: 0 E: 0 K: 3 S: 9 | H: 0 LOB: 0 BB: 0 P: 9 | R: 1 E: 0 K: 0 S: 3 | H: 1 LOB: 1 BB: 2 P: 11 | R: 0 E: 0 K: 1 S: 6 | H: 1 LOB: 1 BB: 0 P: 6 | 1B: 6 2B: 1 3B: 0 HR: 1 | SF: 0 SAC: 2 DP: 1 HBP: 1 | WP: 0 PB: 0 SB: 1 CS: 0 | PA: 38 |
| PITCHER | IP WLS BF H R ER SO BB IBB HBP BLK WP HR S P ERA WHIP | | | | | | | | | | | | | | | | | | | | | |
| 19 Scott Kazmir, L ERA: 7.24 | (1, 1) 5.1 23 3 3 3 7 1 0 1 0 0 0 0 52 69 5.06 1.125 | | | | | | | | | | | | | | | | | | | | | |
| 37 Seth McClung, R ERA: 13.5 | (6, 1) 0.2 3 1 0 0 0 0 0 0 0 0 0 0 8 9 0.00 1.500 | | | | | | | | | | | | | | | | | | | | | |
| 54 Chad Orvella, R ERA: 1.29 | (7, 1) 2.0 W 8 1 1 1 3 2 0 0 0 0 0 0 12 20 4.50 1.500 | | | | | | | | | | | | | | | | | | | | | |
| 11 Jae Kuk Ryu, R ERA: 1.5 | (9, 1) 1.0 S 4 1 0 0 1 0 0 0 0 0 0 0 6 6 0.00 1.000 | | | | | | | | | | | | | | | | | | | | | |


| Batter | 1 | 2 | 3 | 4 | 5 | 6 | 7 | 8 | 9 | AB | R | H | RBI | BB | SO | LOB | TOP | | | |
|--|---|---------------------------------|------------------------------|---------------------------------|------------------------------|---------------------------------|------------------------------|---------------------------------|------------------------------|---------------------------------|------------------------------|----------------------------------|------------------------------|---------------------------------|------------------------------|---------------------------------|--|------------------------------------|----------------------------------|--------|
| 76 Andrew McCutchen, R (1.8) OBP: 0.341, SLG: 0.415 | | | | | | | | | | 5 | 0 | 0 | 0 | 0 | 0 | 2 | Pittsburgh Pirates @ Philadelphia Phillies Bright House Networks Field, Clearwater, FL Mon Mar 19 2007, 1:05 PM EDT Att: 7,992 - Sunny - 69 F | | | |
| 2 Jack Wilson, R (1.6) OBP: 0.419, SLG: 0.407 | | | | | | | | | | 3 | 2 | 2 | 0 | 0 | 0 | 0 | | | | |
| 51 Luis Matos, R (6.9) OBP: 0.378, SLG: 0.545 | | | | | | | | | | 1 | 0 | 0 | 0 | 1 | 0 | 0 | | | | |
| 26 Ronny Paulino, R (1.2) OBP: 0.516, SLG: 0.639 | | | | | | | | | | 3 | 0 | 2 | 2 | 0 | 0 | 0 | | | | |
| 11 Humberto Cota, R (6.2) OBP: 0.375, SLG: 0.600 | | | | | | | | | | 1 | 0 | 1 | 1 | 0 | 0 | 0 | | | | |
| 35 Brad Eldred, R (1.3) OBP: 0.442, SLG: 0.757 | | | | | | | | | | 3 | 0 | 0 | 0 | 0 | 1 | 2 | | | | |
| 75 Neil Walker, S (6.5) OBP: 0.433, SLG: 0.704 | | | | | | | | | | 2 | 0 | 0 | 0 | 0 | 1 | 3 | | | | |
| Xavier Nady, R (1.9) OBP: 0.389, SLG: 0.389 | | | | | | | | | | 3 | 0 | 2 | 0 | 0 | 0 | 1 | | | | |
| 77 Brian Bixler, R (6.6) OBP: 0.425, SLG: 0.556 | | | | | | | | | | 1 | 1 | 0 | 0 | 0 | 0 | 0 | | | | |
| 13 Nate McLouth, L (1.7) OBP: 0.353, SLG: 0.333 | | | | | | | | | | 4 | 1 | 2 | 1 | 0 | 0 | 3 | | | | |
| Jose Bautista, R (1.9) OBP: 0.502, SLG: 0.393 | | | | | | | | | | 3 | 0 | 0 | 0 | 0 | 0 | 1 | | | | |
| 39 Marty McLeary, R (6.1) OBP: 0.366, SLG: 0.324 | | | | | | | | | | 0 | 0 | 0 | 0 | 0 | 0 | 0 | | | | |
| 73 Kevin Gryboski, R (7.1) OBP: 0.366, SLG: 0.567 | | | | | | | | | | 0 | 0 | 0 | 0 | 0 | 0 | 0 | | | | |
| 59 Dan Kolb, R (8.1) OBP: 0.366, SLG: 0.567 | | | | | | | | | | 0 | 0 | 0 | 0 | 0 | 0 | 0 | | | | |
| 16 Salomon Torres, R (8.1) OBP: 0.366, SLG: 0.567 | | | | | | | | | | 0 | 0 | 0 | 0 | 0 | 0 | 0 | | | | |
| 29 Don Kelly, L (1.4) OBP: 0.444, SLG: 0.513 | | | | | | | | | | 3 | 1 | 2 | 1 | 1 | 0 | 1 | | | | |
| 45 Ian Snell, R (1.1) OBP: 0.520, SLG: 0.474 | | | | | | | | | | 2 | 0 | 0 | 0 | 0 | 1 | 2 | | | | |
| 41 Ryan Doumit, S (6.3) OBP: 0.520, SLG: 0.474 | | | | | | | | | | 2 | 0 | 0 | 0 | 0 | 0 | 2 | | | | |
| Inning Stats | R: 1 E: 0 K: 0 S: 6 | H: 3 LOB: 2 BB: 0 P: 6 | R: 0 E: 0 K: 1 S: 5 | H: 1 LOB: 1 BB: 0 P: 5 | R: 1 E: 0 K: 0 S: 5 | H: 2 LOB: 1 BB: 0 P: 5 | R: 0 E: 0 K: 1 S: 5 | H: 0 LOB: 0 BB: 0 P: 5 | R: 0 E: 0 K: 0 S: 3 | H: 1 LOB: 0 BB: 0 P: 3 | R: 1 E: 0 K: 1 S: 6 | H: 1 LOB: 2 BB: 2 P: 15 | R: 1 E: 0 K: 0 S: 5 | H: 2 LOB: 1 BB: 0 P: 6 | R: 0 E: 0 K: 0 S: 3 | H: 0 LOB: 1 BB: 0 P: 4 | 1B: 8 2B: 4 3B: 1 HR: 0 | SF: 0 SAC: 0 DP: 2 HBP: 1 | WP: 0 PB: 0 SB: 2 CS: 0 | PA: 40 |
| PITCHER | IP WLS BF H R ER SO BB IBB HBP BLK WP HR S P ERA WHIP | | | | | | | | | | | | | | | | | | | |
| 23 Adam Eaton, R (1.1) ERA: 4.63 | 5.0 L 22 8 3 3 2 0 0 0 0 0 0 0 26 26 5.40 1.600 | | | | | | | | | | | | | | | | | | | |
| 67 Joe Bisenius, R (6.1) ERA: 2.57 | 1.2 8 2 1 1 0 2 0 0 0 0 0 0 6 15 5.40 2.400 | | | | | | | | | | | | | | | | | | | |
| 40 Matt Smith, L (7.1) ERA: 9.82 | 1.1 6 2 1 0 1 0 0 0 0 0 0 0 8 9 0.00 1.500 | | | | | | | | | | | | | | | | | | | |
| Jim Ed Warden, R (9.1) ERA: 6.75 | 1.0 4 0 0 0 0 0 0 0 1 0 0 0 3 4 0.00 0.000 | | | | | | | | | | | | | | | | | | | |

| | |
|-----|----|
| AB | 37 |
| R | 5 |
| H | 12 |
| RBI | 5 |
| BB | 2 |
| SO | 3 |
| LOB | 17 |



| Batter | 1 | 2 | 3 | 4 | 5 | 6 | 7 | 8 | 9 | AB | R | H | RBI | BB | SO | LOB | BOTTOM | | | | |
|---|---|---------------------------------|------------------------------|---------------------------------|------------------------------|---------------------------------|------------------------------|---------------------------------|------------------------------|---------------------------------|------------------------------|---------------------------------|------------------------------|------------------------------|---------------------------------|------------------------------|--|----------------------------------|------------------------------------|----------------------------------|--------|
| 11 Jimmy Rollins, S (1.6) OBP: 0.455, SLG: 0.324 | | | | | | | | | | 3 | 0 | 0 | 0 | 0 | 2 | 0 | Pittsburgh Pirates @ Philadelphia Phillies Bright House Networks Field, Clearwater, FL Mon Mar 19 2007, 1:05 PM EDT Att: 7,992 - Sunny - 69 F | | | | |
| 73 Brent Abernathy, R (8.4) OBP: 0.367, SLG: 0.370 | | | | | | | | | | 4 | 0 | 1 | 0 | 0 | 1 | 2 | | | | | |
| Abraham Nunez, S (1.5) OBP: 0.356, SLG: 0.278 | | | | | | | | | | 3 | 0 | 1 | 0 | 0 | 2 | 0 | | | | | |
| 26 Chase Utley, L (1.4) OBP: 0.422, SLG: 0.550 | | | | | | | | | | 1 | 0 | 1 | 1 | 0 | 0 | 0 | | | | | |
| 78 Brennan King, R (8.5) OBP: 0.382, SLG: 0.484 | | | | | | | | | | 1 | 0 | 1 | 1 | 0 | 0 | 0 | | | | | |
| 6 Ryan Howard, L (1.3) OBP: 0.409, SLG: 0.556 | | | | | | | | | | 3 | 0 | 1 | 0 | 0 | 1 | 1 | | | | | |
| 62 Dusty Wathan, R (8.3) OBP: 0.333, SLG: 0.333 | | | | | | | | | | 1 | 0 | 0 | 0 | 0 | 0 | 2 | | | | | |
| Pat Burrell, R (1.7) OBP: 0.342, SLG: 0.500 | | | | | | | | | | 2 | 0 | 0 | 0 | 1 | 0 | 1 | | | | | |
| 40 Matt Smith, L (7.1) OBP: 0.366, SLG: 0.567 | | | | | | | | | | 0 | 0 | 0 | 0 | 0 | 0 | 0 | | | | | |
| Jim Ed Warden, R (9.1) OBP: 0.366, SLG: 0.567 | | | | | | | | | | 0 | 0 | 0 | 0 | 0 | 0 | 0 | | | | | |
| 60 Ronald Colloway, L (6, PH) OBP: 0.368, SLG: 0.722 | | | | | | | | | | 1 | 0 | 0 | 0 | 0 | 0 | 0 | | | | | |
| Karim Garcia, L (1.9) OBP: 0.333, SLG: 0.378 | | | | | | | | | | 4 | 0 | 1 | 0 | 0 | 0 | 1 | | | | | |
| Aaron Rowand, R (1.8) OBP: 0.220, SLG: 0.298 | | | | | | | | | | 4 | 0 | 1 | 0 | 0 | 0 | 1 | | | | | |
| 51 Carlos Ruiz, R (1.2) OBP: 0.281, SLG: 0.310 | | | | | | | | | | 4 | 0 | 2 | 0 | 0 | 0 | 1 | | | | | |
| 23 Adam Eaton, R (1.1) ERA: 1.69 | | | | | | | | | | 2 | 0 | 0 | 0 | 1 | 0 | 1 | | | | | |
| 8 Shane Victorino, S (5, PH) OBP: 0.469, SLG: 0.556 | | | | | | | | | | 1 | 0 | 0 | 0 | 0 | 0 | 0 | | | | | |
| 67 Joe Bisenius, R (6.1) ERA: 4.26 | | | | | | | | | | 0 | 0 | 0 | 0 | 0 | 0 | 0 | | | | | |
| 9 Michael Bourn, L (7.7) OBP: 0.372, SLG: 0.500 | | | | | | | | | | 0 | 1 | 0 | 0 | 1 | 0 | 0 | | | | | |
| Inning Stats | R: 0 E: 0 K: 2 S: 7 | H: 0 LOB: 0 BB: 0 P: 7 | R: 0 E: 0 K: 0 S: 5 | H: 3 LOB: 3 BB: 1 P: 9 | R: 0 E: 0 K: 2 S: 7 | H: 1 LOB: 0 BB: 0 P: 7 | R: 0 E: 0 K: 0 S: 3 | H: 0 LOB: 1 BB: 1 P: 7 | R: 0 E: 0 K: 1 S: 5 | H: 0 LOB: 0 BB: 0 P: 5 | R: 0 E: 0 K: 1 S: 6 | H: 1 LOB: 1 BB: 0 P: 6 | R: 0 E: 0 K: 0 S: 3 | R: 1 E: 0 K: 0 S: 4 | H: 2 LOB: 1 BB: 1 P: 8 | R: 0 E: 0 K: 0 S: 3 | H: 0 LOB: 0 BB: 0 P: 3 | 1B: 7 2B: 1 3B: 0 HR: 0 | SF: 0 SAC: 0 DP: 2 HBP: 0 | WP: 0 PB: 0 SB: 0 CS: 0 | PA: 34 |
| PITCHER | IP WLS BF H R ER SO BB IBB HBP BLK WP HR S P ERA WHIP | | | | | | | | | | | | | | | | | | | | |
| 45 Ian Snell, R (1.1) ERA: 1.69 | 5.0 H 19 4 1 0 0 1 0 0 0 0 0 0 6 6 0.00 1.000 | | | | | | | | | | | | | | | | | | | | |
| 39 Marty McLeary, R (6.1) ERA: 4.0 | 1.0 4 1 0 0 1 0 0 0 0 0 0 0 6 6 0.00 1.000 | | | | | | | | | | | | | | | | | | | | |
| 73 Kevin Gryboski, R (7.1) ERA: 4.26 | 1.0 3 1 0 0 0 0 0 0 0 0 0 0 3 3 0.00 1.000 | | | | | | | | | | | | | | | | | | | | |
| 59 Dan Kolb, R (8.1) ERA: 1.42 | 1.0 5 2 1 1 0 1 0 0 0 0 0 0 4 8 9.00 3.000 | | | | | | | | | | | | | | | | | | | | |
| 16 Salomon Torres, R (9.1) ERA: 9.0 | 1.0 3 0 0 0 0 0 0 0 0 0 0 0 3 3 0.00 0.000 | | | | | | | | | | | | | | | | | | | | |

| | |
|-----|----|
| AB | 31 |
| R | 1 |
| H | 8 |
| RBI | 1 |
| BB | 3 |
| SO | 6 |
| LOB | 12 |



| Batter | 1 | 2 | 3 | 4 | 5 | 6 | 7 | 8 | 9 | AB | R | H | RBI | BB | SO | LOB | TOP | | | | | | | | | | |
|--|------------------------------|---------------------------------|------------------------------|---------------------------------|------------------------------|---------------------------------|------------------------------|---------------------------------|------------------------------|---------------------------------|------------------------------|---------------------------------|------------------------------|------------------------------|---------------------------------|------------------------------|---|---------------------------------|----------------------------------|------------------------------------|-------------------------|--------|--|--|--|--|--|
| 8 Shane Victorino, S OBP: 0.472, SLG: 0.551 | | | | | | | | | | 4 | 0 | 2 | 0 | 0 | 0 | 1 | Philadelphia Phillies @ New York Yankees Legends Field, Tampa, FL Tue Mar 20 2007, 7:15 PM EDT Att: 10,307 - Partly Cloudy - 74 F | | | | | | | | | | |
| Aaron Rowand, R OBP: 0.208, SLG: 0.280 Karim Garcia, L OBP: 0.325, SLG: 0.368 | | | | | | | | | | 3 | 0 | 0 | 0 | 0 | 1 | 1 | | | | | | | | | | | |
| Wes Helms, R OBP: 0.341, SLG: 0.488 | | | | | | | | | | 3 | 0 | 0 | 0 | 1 | 2 | 1 | | | | | | | | | | | |
| 6 Ryan Howard, L OBP: 0.383, SLG: 0.513 Gary Burnham, L OBP: 0.376, SLG: 0.355 | | | | | | | | | | 3 | 0 | 0 | 0 | 0 | 1 | 3 | | | | | | | | | | | |
| Pat Burrell, R OBP: 0.341, SLG: 0.485 9 Michael Bourn, L OBP: 0.364, SLG: 0.488 | | | | | | | | | | 3 | 0 | 1 | 0 | 0 | 0 | 0 | | | | | | | | | | | |
| 28 Jayson Werth, R OBP: 0.376, SLG: 0.355 | | | | | | | | | | 2 | 0 | 0 | 0 | 1 | 1 | 0 | | | | | | | | | | | |
| 2 Rod Barajas, R OBP: 0.333, SLG: 0.480 | | | | | | | | | | 3 | 0 | 0 | 0 | 0 | 1 | 2 | | | | | | | | | | | |
| Abraham Nunez, S OBP: 0.354, SLG: 0.263 | | | | | | | | | | 2 | 0 | 0 | 0 | 1 | 0 | 2 | | | | | | | | | | | |
| 73 Brent Abernathy, R OBP: 0.333, SLG: 0.333 | | | | | | | | | | 3 | 0 | 0 | 0 | 0 | 1 | 1 | | | | | | | | | | | |
| Inning Stats | R: 0 E: 0 K: 1 S: 6 | H: 1 LOB: 1 BB: 0 P: 6 | R: 0 E: 0 K: 0 S: 3 | H: 1 LOB: 1 BB: 1 P: 7 | R: 0 E: 1 K: 0 S: 4 | H: 0 LOB: 2 BB: 1 P: 8 | R: 0 E: 0 K: 2 S: 7 | H: 0 LOB: 0 BB: 0 P: 7 | R: 0 E: 0 K: 0 S: 2 | H: 0 LOB: 0 BB: 1 P: 6 | R: 0 E: 0 K: 2 S: 7 | H: 0 LOB: 0 BB: 0 P: 7 | R: 0 E: 0 K: 0 S: 3 | R: 0 E: 1 K: 2 S: 8 | H: 1 LOB: 1 BB: 0 P: 8 | R: 0 E: 0 K: 2 S: 7 | | H: 0 LOB: 0 BB: 0 P: 7 | 1B: 3 2B: 1 3B: 0 HR: 0 | SF: 0 SAC: 0 DP: 2 HBP: 0 | WP: 0 PB: 0 CS: 0 | PA: 32 | | | | | |
| PITCHER | IP | WLS | BF | H | R | ER | SO | BB | IBB | HBP | BLK | WP | HR | S | P | ERA | WHIP | | | | | | | | | | |
| 29 Kei Igawa, L ERA: 3.0 | 5.0 | W | 19 | 2 | 0 | 0 | 3 | 3 | 0 | 0 | 0 | 0 | 0 | 22 | 34 | 0.00 | 1.000 | | | | | | | | | | |
| 42 Mariano Rivera, R ERA: | 1.0 | H | 3 | 0 | 0 | 0 | 2 | 0 | 0 | 0 | 0 | 0 | 0 | 7 | 7 | 0.00 | 0.000 | | | | | | | | | | |
| Luis Vizcaino, R ERA: 2.25 | 1.0 | H | 3 | 0 | 0 | 0 | 0 | 0 | 0 | 0 | 0 | 0 | 0 | 3 | 3 | 0.00 | 0.000 | | | | | | | | | | |
| Mike Myers, L ERA: 1.8 | 1.0 | H | 4 | 1 | 0 | 0 | 2 | 0 | 0 | 0 | 0 | 0 | 0 | 8 | 8 | 0.00 | 1.000 | | | | | | | | | | |
| Colter Bean, R ERA: | 1.0 | S | 3 | 0 | 0 | 0 | 2 | 0 | 0 | 0 | 0 | 0 | 0 | 7 | 7 | 0.00 | 0.000 | | | | | | | | | | |

| Batter | 1 | 2 | 3 | 4 | 5 | 6 | 7 | 8 | 9 | AB | R | H | RBI | BB | SO | LOB | BOTTOM | | | | | | | | | | |
|---|------------------------------|---------------------------------|------------------------------|---------------------------------|------------------------------|---------------------------------|------------------------------|---------------------------------|------------------------------|---------------------------------|------------------------------|---------------------------------|------------------------------|---------------------------------|------------------------------|---------------------------------|---|------------------------------------|-------------------------|--------|--|--|--|--|--|--|--|
| 18 Johnny Damon, L OBP: 0.386, SLG: 0.333 27 Kevin Thompson, R OBP: 0.367, SLG: 0.556 | | | | | | | | | | 4 | 0 | 1 | 1 | 0 | 0 | 1 | Philadelphia Phillies @ New York Yankees Legends Field, Tampa, FL Tue Mar 20 2007, 7:15 PM EDT Att: 10,307 - Partly Cloudy - 74 F | | | | | | | | | | |
| 2 Derek Jeter, R OBP: 0.348, SLG: 0.326 71 Ramiro Pena, S OBP: 0.333, SLG: 0.333 | | | | | | | | | | 4 | 0 | 0 | 0 | 0 | 1 | 4 | | | | | | | | | | | |
| Bobby Abreu, L OBP: 0.250, SLG: 0.250 | | | | | | | | | | 3 | 0 | 0 | 0 | 0 | 1 | 2 | | | | | | | | | | | |
| 12 Andy Phillips, R OBP: 0.250, SLG: 0.250 | | | | | | | | | | 1 | 0 | 0 | 0 | 0 | 0 | 1 | | | | | | | | | | | |
| 25 Jason Giambi, L OBP: 0.286, SLG: 0.459 11 Doug Mientkiewicz, L OBP: 0.257, SLG: 0.111 | | | | | | | | | | 3 | 0 | 0 | 0 | 0 | 0 | 0 | | | | | | | | | | | |
| 55 Hideki Matsui, L OBP: 0.386, SLG: 0.524 64 Kevin Reese, L OBP: 0.281, SLG: 0.400 | | | | | | | | | | 3 | 0 | 2 | 0 | 0 | 0 | 0 | | | | | | | | | | | |
| 20 Jorge Posada, S OBP: 0.414, SLG: 0.600 26 Wil Nieves, R OBP: 0.182, SLG: 0.182 | | | | | | | | | | 3 | 0 | 0 | 0 | 0 | 0 | 2 | | | | | | | | | | | |
| 24 Robinson Cano, L OBP: 0.275, SLG: 0.563 93 Chris Basak, R OBP: 0.433, SLG: 0.690 | | | | | | | | | | 3 | 1 | 2 | 0 | 0 | 0 | 1 | | | | | | | | | | | |
| 28 Melky Cabrera, S OBP: 0.216, SLG: 0.220 75 Bronson Sardinha, L OBP: 0.324, SLG: 0.424 | | | | | | | | | | 3 | 0 | 2 | 0 | 0 | 1 | 0 | | | | | | | | | | | |
| Miguel Cairo, R OBP: 0.405, SLG: 0.333 90 Angel Chavez, R OBP: 0.150, SLG: 0.105 | | | | | | | | | | 3 | 0 | 1 | 1 | 0 | 0 | 2 | | | | | | | | | | | |
| Inning Stats | R: 0 E: 0 K: 0 S: 3 | H: 0 LOB: 0 BB: 0 P: 3 | R: 0 E: 1 K: 0 S: 4 | H: 1 LOB: 2 BB: 0 P: 4 | R: 0 E: 1 K: 1 S: 6 | H: 0 LOB: 1 BB: 0 P: 6 | R: 0 E: 0 K: 0 S: 4 | H: 1 LOB: 1 BB: 0 P: 4 | R: 1 E: 0 K: 1 S: 8 | H: 3 LOB: 2 BB: 0 P: 8 | R: 0 E: 0 K: 0 S: 4 | H: 1 LOB: 1 BB: 0 P: 4 | R: 1 E: 1 K: 1 S: 8 | H: 2 LOB: 1 BB: 0 P: 8 | R: 0 E: 0 K: 0 S: 3 | H: 0 LOB: 0 BB: 0 P: 3 | 1B: 5 2B: 3 3B: 0 HR: 0 | SF: 0 SAC: 0 DP: 0 HBP: 0 | WP: 0 PB: 0 CS: 0 | PA: 33 | | | | | | | |
| PITCHER | IP | WLS | BF | H | R | ER | SO | BB | IBB | HBP | BLK | WP | HR | S | P | ERA | WHIP | | | | | | | | | | |
| 37 Zack Segovia, R ERA: | 5.0 | L | 21 | 5 | 1 | 1 | 2 | 0 | 0 | 0 | 0 | 0 | 0 | 25 | 25 | 1.80 | 1.000 | | | | | | | | | | |
| 63 Ryan Madson, R ERA: 2.57 | 2.0 | | 9 | 3 | 1 | 0 | 1 | 0 | 0 | 0 | 0 | 0 | 0 | 12 | 12 | 0.00 | 1.500 | | | | | | | | | | |
| Antonio Alfonseca, R ERA: 9.0 | 1.0 | | 3 | 0 | 0 | 0 | 0 | 0 | 0 | 0 | 0 | 0 | 0 | 3 | 3 | 0.00 | 0.000 | | | | | | | | | | |



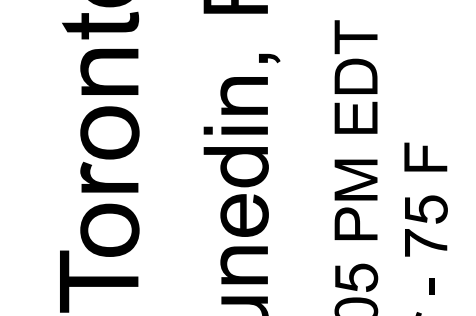
| Batter | 1 | 2 | 3 | 4 | 5 | 6 | 7 | 8 | 9 | AB | R | H | RBI | BB | SO | LOB | TOP | | | | | | | | | | |
|--|------------------------------|---------------------------------|------------------------------|---------------------------------|------------------------------|---------------------------------|------------------------------|----------------------------------|------------------------------|---------------------------------|------------------------------|---------------------------------|------------------------------|----------------------------------|------------------------------|---------------------------------|--|------------------------------------|----------------------------------|--------|--|--|--|--|--|--|--|
| 9 Michael Bourn, L OBP: 0.388, SLG: 0.477 | | | | | | | | | | 3 | 0 | 1 | 1 | 2 | 2 | 1 | Philadelphia Phillies @ Toronto Blue Jays Knology Park, Dunedin, FL Wed Mar 21 2007, 7:05 PM EDT Att. 4,902 - Clear - 75 F | | | | | | | | | | |
| 8 Shane Victorino, S OBP: 0.448, SLG: 0.574 | | | | | | | | | | 5 | 1 | 1 | 2 | 0 | 1 | 5 | | | | | | | | | | | |
| 11 Jimmy Rollins, S OBP: 0.479, SLG: 0.368 Abraham Nunez, S OBP: 0.367, SLG: 0.282 | | | | | | | | | | 4 | 2 | 3 | 0 | 0 | 0 | 0 | | | | | | | | | | | |
| 26 Chase Utley, L OBP: 0.429, SLG: 0.659 73 Brent Abernathy, R OBP: 0.324, SLG: 0.523 | | | | | | | | | | 4 | 2 | 2 | 3 | 0 | 1 | 2 | | | | | | | | | | | |
| Wes Helms, R OBP: 0.354, SLG: 0.556 78 Brennan King, R OBP: 0.371, SLG: 0.469 | | | | | | | | | | 4 | 1 | 2 | 2 | 0 | 2 | 0 | | | | | | | | | | | |
| Karim Garcia, L OBP: 0.333, SLG: 0.372 | | | | | | | | | | 5 | 2 | 2 | 1 | 0 | 1 | 1 | | | | | | | | | | | |
| Aaron Rowand, R OBP: 0.207, SLG: 0.291 | | | | | | | | | | 5 | 0 | 1 | 1 | 0 | 1 | 1 | | | | | | | | | | | |
| 60 Ronald Calloway, L OBP: 0.417, SLG: 0.696 | | | | | | | | | | 5 | 1 | 3 | 0 | 0 | 1 | 0 | | | | | | | | | | | |
| 62 Dusty Wathan, R OBP: 0.286, SLG: 0.231 | | | | | | | | | | 4 | 0 | 0 | 0 | 0 | 0 | 3 | | | | | | | | | | | |
| Inning Stats | R: 2 E: 0 K: 1 S: 8 | H: 3 LOB: 1 BB: 0 P: 8 | R: 0 E: 0 K: 1 S: 5 | H: 0 LOB: 0 BB: 0 P: 5 | R: 0 E: 0 K: 0 S: 4 | H: 2 LOB: 1 BB: 1 P: 4 | R: 1 E: 0 K: 1 S: 7 | H: 2 LOB: 0 BB: 0 P: 12 | R: 2 E: 0 K: 1 S: 7 | H: 2 LOB: 0 BB: 0 P: 7 | R: 1 E: 0 K: 2 S: 8 | H: 1 LOB: 0 BB: 0 P: 8 | R: 0 E: 0 K: 2 S: 7 | H: 0 LOB: 1 BB: 1 P: 11 | R: 2 E: 0 K: 0 S: 7 | H: 4 LOB: 2 BB: 0 P: 7 | 1B: 11 2B: 1 3B: 1 HR: 3 | SF: 0 SAC: 0 DP: 0 HBP: 1 | WP: 0 PB: 0 SB: 1 CS: 0 | PA: 45 | | | | | | | |
| PITCHER | IP | WLS | BF | H | R | ER | SO | BB | IBB | HBP | BLK | WP | HR | S | P | ERA | WHIP | | | | | | | | | | |
| 7 Josh Towers, R ERA: 4.61 | 4.2 | | 24 | 9 | 5 | 5 | 4 | 1 | 0 | 1 | 0 | 0 | 1 | 30 | 35 | 9.64 | 2.143 | | | | | | | | | | |
| 49 Jeremy Accardo, R ERA: 6.75 | 1.1 | L | 6 | 2 | 2 | 2 | 1 | 0 | 0 | 0 | 0 | 0 | 1 | 8 | 8 | 13.50 | 1.500 | | | | | | | | | | |
| 37 Scott Downs, L ERA: 3.86 | 1.0 | | 4 | 1 | 1 | 1 | 2 | 0 | 0 | 0 | 0 | 0 | 1 | 8 | 8 | 9.00 | 1.000 | | | | | | | | | | |
| 60 Brian Wolfe, R ERA: | 1.0 | | 4 | 0 | 0 | 0 | 2 | 1 | 0 | 0 | 0 | 0 | 0 | 7 | 11 | 0.00 | 1.000 | | | | | | | | | | |
| 66 Blaine Neal, R ERA: 4.5 | 1.0 | | 7 | 4 | 2 | 2 | 0 | 0 | 0 | 0 | 0 | 0 | 0 | 7 | 7 | 18.00 | 4.000 | | | | | | | | | | |

| Batter | 1 | 2 | 3 | 4 | 5 | 6 | 7 | 8 | 9 | AB | R | H | RBI | BB | SO | LOB | BOTTOM | | | | | | | | | | |
|---|------------------------------|----------------------------------|------------------------------|---------------------------------|------------------------------|---------------------------------|------------------------------|---------------------------------|------------------------------|---------------------------------|------------------------------|---------------------------------|------------------------------|----------------------------------|------------------------------|---------------------------------|--|------------------------------------|----------------------------------|--------|--|--|--|--|--|--|--|
| 3 Reed Johnson, R OBP: 0.393, SLG: 0.778 Eric Nielsen, R ERA: | | | | | | | | | | 3 | 0 | 1 | 0 | 0 | 0 | 1 | Philadelphia Phillies @ Toronto Blue Jays Knology Park, Dunedin, FL Wed Mar 21 2007, 7:05 PM EDT Att. 4,902 - Clear - 75 F | | | | | | | | | | |
| 17 Lyle Overbay, L OBP: 0.324, SLG: 0.375 Jason Phillips, R OBP: 0.258, SLG: 0.214 63 John Schneider, R ERA: | | | | | | | | | | 2 | 1 | 0 | 0 | 1 | 0 | 1 | | | | | | | | | | | |
| 10 Vernon Wells, R OBP: 0.389, SLG: 0.727 57 Jeff Duncan, L OBP: 0.346, SLG: 0.520 | | | | | | | | | | 2 | 1 | 0 | 0 | 1 | 0 | 2 | | | | | | | | | | | |
| Frank Thomas, R OBP: 0.421, SLG: 0.533 80 Justin Singleton, L ERA: | | | | | | | | | | 3 | 2 | 2 | 3 | 0 | 0 | 0 | | | | | | | | | | | |
| 25 Troy Glaus, R OBP: 0.296, SLG: 0.560 4 Ryan Roberts, R OBP: 0.522, SLG: 0.526 | | | | | | | | | | 3 | 1 | 1 | 2 | 0 | 1 | 0 | | | | | | | | | | | |
| 15 Alex Rios, R OBP: 0.395, SLG: 0.571 73 Cory Patton, L OBP: 0.500, SLG: 1.500 | | | | | | | | | | 3 | 1 | 3 | 0 | 0 | 0 | 0 | | | | | | | | | | | |
| 9 Gregg Zaun, S OBP: 0.375, SLG: 0.344 13 Sal Fasano, R OBP: 0.118, SLG: 0.125 | | | | | | | | | | 2 | 0 | 1 | 0 | 1 | 0 | 1 | | | | | | | | | | | |
| 2 Aaron Hill, R OBP: 0.375, SLG: 0.500 16 Rob Cosby, R OBP: 0.294, SLG: 0.353 | | | | | | | | | | 3 | 0 | 1 | 0 | 0 | 0 | 3 | | | | | | | | | | | |
| Jason Smith, L OBP: 0.444, SLG: 0.806 6 John McDonald, R OBP: 0.300, SLG: 0.231 | | | | | | | | | | 1 | 0 | 0 | 1 | 0 | 0 | 3 | | | | | | | | | | | |
| Inning Stats | R: 3 E: 1 K: 0 S: 8 | H: 5 LOB: 3 BB: 1 P: 12 | R: 2 E: 0 K: 0 S: 4 | H: 2 LOB: 0 BB: 1 P: 8 | R: 1 E: 0 K: 0 S: 4 | H: 1 LOB: 1 BB: 1 P: 8 | R: 0 E: 0 K: 0 S: 3 | H: 0 LOB: 0 BB: 0 P: 3 | R: 0 E: 0 K: 1 S: 6 | H: 1 LOB: 1 BB: 0 P: 6 | R: 0 E: 0 K: 1 S: 6 | H: 1 LOB: 1 BB: 0 P: 6 | R: 0 E: 0 K: 0 S: 3 | H: 0 LOB: 3 BB: 2 P: 12 | R: 0 E: 0 K: 1 S: 6 | H: 1 LOB: 1 BB: 0 P: 6 | 1B: 5 2B: 4 3B: 1 HR: 2 | SF: 1 SAC: 0 DP: 2 HBP: 1 | WP: 0 PB: 0 SB: 1 CS: 0 | PA: 43 | | | | | | | |
| PITCHER | IP | WLS | BF | H | R | ER | SO | BB | IBB | HBP | BLK | WP | HR | S | P | ERA | WHIP | | | | | | | | | | |
| 34 Freddy Garcia, R ERA: 11.42 | 1.0 | | 9 | 5 | 3 | 3 | 0 | 1 | 0 | 0 | 0 | 0 | 1 | 11 | 19 | 9.00 | 1.667 | | | | | | | | | | |
| 52 Fabio Castro, L ERA: 9.29 | 3.0 | | 13 | 3 | 3 | 3 | 0 | 2 | 0 | 0 | 0 | 0 | 1 | 11 | 19 | 9.00 | 1.667 | | | | | | | | | | |
| 55 Clay Condrey, R ERA: 4.82 | 2.0 | W | 7 | 1 | 0 | 0 | 2 | 0 | 0 | 0 | 0 | 0 | 0 | 11 | 12 | 0.00 | 0.500 | | | | | | | | | | |
| 58 Eude Brito, L ERA: | 1.0 | H | 4 | 1 | 0 | 0 | 1 | 0 | 0 | 0 | 0 | 0 | 0 | 6 | 6 | 0.00 | 1.000 | | | | | | | | | | |
| 45 Tom Gordon, R ERA: 2.25 | 1.0 | H | 6 | 0 | 0 | 0 | 0 | 2 | 0 | 1 | 0 | 0 | 0 | 3 | 12 | 0.00 | 2.000 | | | | | | | | | | |

AB 42
R 10
H 16
RBI 10
BB 2
SO 9
LOB 15




AB 36
R 6
H 11
RBI 6
BB 5
SO 4
LOB 19




| Batter | 1 | 2 | 3 | 4 | 5 | 6 | 7 | 8 | 9 | 10 | AB | R | H | RBI | BB | SO | LOB | TOP | |
|--|------------------------------|---------------------------------|------------------------------|---------------------------------|------------------------------|----------------------------------|------------------------------|---------------------------------|------------------------------|---------------------------------|------------------------------|---------------------------------|------------------------------|---------------------------------|------------------------------|---------------------------------|----------------------------------|---|--|
| 23 Julio Lugo, R OBP: 0.354, SLG: 0.341 Alex Prieto, R OBP: 0.333, SLG: 0.333 | (1, 6) 0-3 K | | (1, 6) 0-0 20 HR 1B | (1, 6) G5-3 | | | (1, 6) 0-0 76 CS 1B | | | (1, 6) 0-0 G5-3 | 4 | 1 | 2 | 0 | 0 | 1 | 2 | Boston Red Sox @ Philadelphia Phillies Bright House Networks Field, Clearwater, FL Thu Mar 22 2007, 1:05 PM EDT Att: 9,520 - Sunny - 76 F | |
| 20 Kevin Youkilis, R OBP: 0.480, SLG: 0.560 58 Jonathan Papelbon, R OBP: 0.333, SLG: 0.333 Jeremy West, R OBP: 0.333, SLG: 0.333 41 Bryan Corey, R OBP: 0.333, SLG: 0.333 | (1, 6) 0-3 K | | (1, 6) 0-0 1B | (1, 6) G3-1 | | | (1, 6) 0-3 K | | | (1, 6) 0-0 G4-3 | 4 | 1 | 1 | 3 | 0 | 2 | 1 | | |
| 34 David Ortiz, L OBP: 0.256, SLG: 0.289 76 Bobby Scales, S OBP: 0.400, SLG: 0.455 | (1, 3) 0-3 K | | (1, 3) 0-0 G4-3 | | | | (1, 3) 0-1 CS | | | (1, 3) 0-0 28 CS BB | 2 | 0 | 0 | 0 | 0 | 1 | 0 | | |
| Wily Mo Peña, R OBP: 0.233, SLG: 0.300 60 David Murphy, L OBP: 0.278, SLG: 0.235 | (1, 9) 0-0 | (1, 9) 0-0 HR | (1, 9) 0-3 K | | | | (1, 9) 0-0 G4-3 | | | (1, 9) 0-0 F9 | 4 | 1 | 1 | 1 | 0 | 1 | 1 | | |
| 28 Doug Mirabelli, R OBP: 0.259, SLG: 0.259 Alberto Castillo, R OBP: 0.273, SLG: 0.727 | (1, 2) 0-3 K | | (1, 2) 0-0 G4-3 | | | | (1, 2) 0-3 K | | | (1, 2) 1-3 K | 4 | 0 | 0 | 0 | 0 | 3 | 1 | | |
| 71 Jeff Bailey, R OBP: 0.333, SLG: 0.292 | (1, 7) 0-0 E6 | | | | | | (1, 7) 0-0 G5-3 | | | (1, 7) 0-0 P3 | 4 | 0 | 1 | 0 | 0 | 0 | 0 | | |
| 3 Alex Ochoa, R OBP: 0.250, SLG: 0.300 | (1, 8) 0-0 P3 | | | | | | (1, 8) 0-0 E9 1B | | | (1, 8) 0-0 G5-3 | 4 | 0 | 1 | 0 | 0 | 1 | 2 | | |
| 13 Alex Cora, L OBP: 0.318, SLG: 0.293 95 Matt Van Der Bosch, L OBP: 0.318, SLG: 0.293 | (1, 4) 0-3 K | | | | | | (1, 4) 0-0 49 SH2-4 1B | | | (1, 4) 0-0 F9 | 4 | 0 | 1 | 0 | 0 | 1 | 2 | | |
| 49 Tim Wakefield, R OBP: 0.342, SLG: 0.333 11 Joe McEwing, R OBP: 0.342, SLG: 0.333 | (1, 1) 0-0 | | (1, 1) 4-0 20 HR 1B | | | | (1, 1) 0-0 SH2-4 | | | (1, 1) 0-0 K | 0 | 1 | 0 | 0 | 1 | 0 | 0 | | |
| | | | | | | | | | | (1, 1) 0-0 P6 | 2 | 0 | 0 | 0 | 0 | 1 | 0 | | |
| Inning Stats | R: 0 E: 0 K: 3 S: 9 | H: 0 LOB: 0 BB: 0 P: 9 | R: 1 E: 1 K: 2 S: 9 | H: 1 LOB: 1 BB: 0 P: 9 | R: 3 E: 0 K: 1 S: 7 | H: 2 LOB: 2 BB: 0 P: 11 | R: 0 E: 0 K: 1 S: 7 | H: 1 LOB: 1 BB: 0 P: 6 | R: 0 E: 0 K: 2 S: 8 | H: 1 LOB: 0 BB: 0 P: 8 | R: 0 E: 0 K: 1 S: 4 | H: 0 LOB: 0 BB: 1 P: 9 | R: 0 E: 0 K: 0 S: 3 | H: 0 LOB: 0 BB: 0 P: 3 | R: 0 E: 0 K: 0 S: 3 | H: 0 LOB: 0 BB: 0 P: 3 | 1B: 4 2B: 1 3B: 0 HR: 2 | SF: 0 SAC: 1 DP: 0 HBP: 0 | WP: 0 PA: 39 PB: 0 SB: 0 CS: 2 |
| PITCHER | IP 5.0 | WLS 22 | BF 5 | H 4 | R 4 | ER 4 | SO 7 | BB 1 | IBB 0 | HBP 0 | BLK 0 | WP 0 | HR 2 | S 35 | P 39 | ERA 7.20 | WHIP 1.200 | | |
| 21 Jon Lieber, R ERA: 1.13 | 2.0 | 7 | 2 | 0 | 0 | 3 | 0 | 0 | 0 | 0 | 0 | 0 | 0 | 14 | 14 | 0.00 | 1.000 | | |
| 67 Joe Bisenius, R ERA: 1.8 | 3.0 | 9 | 0 | 0 | 0 | 1 | 1 | 0 | 0 | 0 | 0 | 0 | 0 | 10 | 15 | 0.00 | 0.333 | | |

| | |
|-----|----|
| AB | 35 |
| R | 4 |
| H | 7 |
| RBI | 4 |
| BB | 2 |
| SO | 11 |
| LOB | 9 |



| Batter | 1 | 2 | 3 | 4 | 5 | 6 | 7 | 8 | 9 | 10 | AB | R | H | RBI | BB | SO | LOB | BOTTOM | |
|--|------------------------------|---------------------------------|------------------------------|---------------------------------|------------------------------|---------------------------------|------------------------------|---------------------------------|------------------------------|---------------------------------|------------------------------|---------------------------------|------------------------------|---------------------------------|------------------------------|---------------------------------|----------------------------------|---|--|
| 11 Jimmy Rollins, S OBP: 0.462, SLG: 0.357 78 Brennan King, R OBP: 0.351, SLG: 0.455 | (1, 6) 0-0 26 HR 1B | | (1, 6) 0-0 G4-3 | | | | (1, 6) 0-3 K | | | (1, 6) 0-0 F9 | 4 | 1 | 1 | 0 | 0 | 1 | 3 | Boston Red Sox @ Philadelphia Phillies Bright House Networks Field, Clearwater, FL Thu Mar 22 2007, 1:05 PM EDT Att: 9,520 - Sunny - 76 F | |
| Karim Garcia, L OBP: 0.367, SLG: 0.426 67 Joe Bisenius, R OBP: 0.441, SLG: 0.564 | (1, 9) 0-0 F7 | | (1, 9) 0-0 26 G1-6-3 1B | | | | (1, 9) 0-0 26 G6-3 2B | | | (1, 9) 0-3 K | 4 | 0 | 3 | 1 | 0 | 0 | 1 | | |
| 26 Chase Utley, L OBP: 0.415, SLG: 0.688 60 Ronald Colloway, L OBP: 0.400, SLG: 0.667 | (1, 4) 0-0 1H HR | | (1, 4) 0-0 G1-6-3 | | | | (1, 4) 0-0 2-3 G6-3 | | | (1, 4) 0-0 F9 | 4 | 1 | 1 | 2 | 0 | 0 | 2 | | |
| 6 Ryan Howard, L OBP: 0.353, SLG: 0.465 73 Brent Abernathy, R OBP: 0.324, SLG: 0.323 | (1, 3) 0-0 F7 | | (1, 3) 0-3 K | | | | (1, 3) 0-0 F8 | | | (1, 3) 0-3 K | 4 | 0 | 0 | 0 | 0 | 2 | 1 | | |
| Pat Burrell, R OBP: 0.311, SLG: 0.432 Gary Burnham, L OBP: 0.324, SLG: 0.323 | (1, 7) 0-3 K | | | | | | (1, 7) 0-3 P3 | | | (1, 7) 0-3 K | 4 | 0 | 0 | 0 | 0 | 3 | 0 | | |
| Aaron Rowand, R OBP: 0.210, SLG: 0.276 | | | | | | | (1, 8) 0-0 F8 | | | (1, 8) 0-3 K | 3 | 0 | 0 | 0 | 1 | 1 | 0 | | |
| 2 Rod Barajas, R OBP: 0.367, SLG: 0.500 | | | | | | | (1, 2) 0-0 E7 1B | | | (1, 2) 0-0 F7 | 3 | 1 | 2 | 0 | 0 | 0 | 0 | | |
| Abraham Nunez, S OBP: 0.396, SLG: 0.326 | | | | | | | (1, 5) 0-0 G4-3 1B | | | (1, 5) 0-0 P6 | 4 | 1 | 3 | 1 | 0 | 0 | 1 | | |
| Jamie Moyer, L ERA: 4.2 | 6.0 | 25 | 8 | 3 | 2 | 4 | 0 | 0 | 0 | 0 | 0 | 0 | 0 | 0 | 0 | 3 | 3.00 | | |
| 21 Jon Lieber, L ERA: 2.31 9 Michael Bourn, L ERA: 1.64 | 6.1 | B | 11 | 2 | 1 | 3 | 1 | 0 | 0 | 0 | 0 | 0 | 0 | 0 | 0 | 0 | 3.00 | | |
| | 8.9 | | 3 | 0 | 0 | 0 | 0 | 0 | 0 | 0 | 0 | 0 | 0 | 0 | 0 | 0 | 0.00 | | |
| Inning Stats | R: 2 E: 0 K: 1 S: 7 | H: 2 LOB: 0 BB: 0 P: 7 | R: 0 E: 0 K: 0 S: 5 | H: 2 LOB: 2 BB: 0 P: 5 | R: 0 E: 0 K: 1 S: 5 | H: 1 LOB: 1 BB: 0 P: 5 | R: 1 E: 1 K: 0 S: 5 | H: 2 LOB: 1 BB: 0 P: 7 | R: 0 E: 0 K: 2 S: 7 | H: 0 LOB: 0 BB: 0 P: 7 | R: 0 E: 0 K: 2 S: 7 | H: 0 LOB: 0 BB: 1 P: 7 | R: 0 E: 0 K: 0 S: 3 | H: 0 LOB: 1 BB: 1 P: 7 | R: 0 E: 0 K: 1 S: 5 | H: 0 LOB: 0 BB: 0 P: 5 | 1B: 8 2B: 1 3B: 0 HR: 1 | SF: 0 SAC: 1 DP: 1 HBP: 0 | WP: 0 PA: 39 PB: 0 SB: 0 CS: 0 |
| PITCHER | IP 6.0 | WLS 25 | BF 8 | H 3 | R 2 | ER 4 | SO 4 | BB 0 | IBB 0 | HBP 0 | BLK 0 | WP 0 | HR 1 | S 33 | P 33 | ERA 3.00 | WHIP 1.333 | | |
| 58 Jonathan Papelbon, R ERA: 2.31 | 7.1 | B | 11 | 2 | 1 | 3 | 1 | 0 | 0 | 0 | 0 | 0 | 0 | 16 | 20 | 3.00 | 1.000 | | |
| 41 Bryan Corey, R ERA: 1.64 | 10.1 | | 3 | 0 | 0 | 0 | 0 | 0 | 0 | 0 | 0 | 0 | 0 | 5 | 5 | 0.00 | 0.000 | | |

| | |
|-----|----|
| AB | 37 |
| R | 4 |
| H | 10 |
| RBI | 4 |
| BB | 1 |
| SO | 8 |
| LOB | 13 |



| Batter | 1 | 2 | 3 | 4 | 5 | 6 | 7 | 8 | 9 | AB | R | H | RBI | BB | SO | LOB | TOP | | | | |
|--|---|------------------------------------|--|--------------------------------------|--|-------------------------------------|--|--|--|-------------------------------------|--|---------------------------------|---|----------------------------------|---|---------------------------------|-------------------------------|----------------------------------|----------------------------------|------------------------------------|--|
| 24 Martin Prado, R (1,4) OBP: 0.438, SLG: 0.514 4 Pete Orr, L (5,4) OBP: 0.441, SLG: 0.452 | 2-3 K | 0-0 P3 | | | 1-1 F7 | | 0-0 G5-3 | | 0-2 72 FC6 72 E 1B | 3 | 0 | 0 | 0 | 0 | 1 | 1 | | | | | |
| 11 Edgar Renteria, R (1,6) OBP: 0.378, SLG: 0.361 Chris Woodward, R (5,6) OBP: 0.214, SLG: 0.286 | 4-1 10 2B G6-3 BB | | 0-0 G6-3 | | 4-2 10 FC5-4 BB | | 2-2 G5-3 | | 1-1 72 E E4 | 1 | 1 | 0 | 0 | 2 | 0 | 0 | | | | | |
| 10 Chipper Jones, S (1,5) OBP: 0.371, SLG: 0.484 72 Yunel Escobar, R (5,5) OBP: 0.415, SLG: 0.474 | 0-0 G6-3 2B | | 3-2 F8 | | 0-0 FC5-4 | | 0-0 G4-3 | | 0-0 FC6 | 3 | 0 | 1 | 0 | 0 | 0 | 1 | | | | | |
| Andrew Jones, R (1,8) OBP: 0.413, SLG: 0.444 22 Willie Harris, L (6,8) OBP: 0.324, SLG: 0.333 | 2-2 G6-3 | | 2-3 K | | | 0-3 K | | 0-0 64 S 71 E 1B | 2 | 3 | 0 | 1 | 0 | 2 | 1 | | | | | | |
| 7 Jeff Francoeur, R (1,9) OBP: 0.340, SLG: 0.560 64 Doug Clark, L (6,9) OBP: 0.550, SLG: 0.579 | 1-3 K | | 0-1 F9 | | 1-1 F8 | | 1-0 F7 | | 0-0 G1-3 | 3 | 0 | 0 | 0 | 0 | 1 | 1 | | | | | |
| Craig Wilson, R (1,3) OBP: 0.285, SLG: 0.435 71 Carlos Mendez, R (6,3) OBP: 0.364, SLG: 0.545 | | 0-0 F9 | | 0-3 K | | 0-0 G6-3 | | 1-1 E5 63 1B | | 3 | 0 | 0 | 0 | 0 | 1 | 0 | | | | | |
| 63 Corky Miller, R (1,2) OBP: 0.364, SLG: 0.421 | | 4-0 26 2B BB | | 1-0 1B | | | 0-3 K | | 0-0 2H 1B | 3 | 1 | 2 | 0 | 1 | 1 | 0 | | | | | |
| 23 Matt Diaz, R (1,7) OBP: 0.227, SLG: 0.256 27 T.J. Bohn, R (7,9) OBP: 0.316, SLG: 0.242 | | 0-0 F9 | | 0-3 K | | | 0-0 8 HR 1B | | 2-3 K | 3 | 1 | 1 | 0 | 0 | 1 | 2 | | | | | |
| 26 Kyle Davies, R (1,1) OBP: 0.200, SLG: 0.267 8 Brynna Perla, S (7,PH) OBP: 0.377, SLG: 0.444 51 Michael Gonzalez, R (7,1) OBP: 0.365, SLG: 0.447 37 Steve Colyer, L (8,1) OBP: 0.389, SLG: 0.318 2 Kelly Johnson, L (9,PH) OBP: 0.358, SLG: 0.447 54 Chad Paronto, R (9,1) OBP: 0.385, SLG: 0.344 | | 0-0 1-H 2B | | | 0-3 K | | 0-0 1-H HR | | 4-1 E 72 FC6 4 1B BB | 2 | 0 | 1 | 1 | 0 | 1 | 0 | | | | | |
| Inning Stats | R: 1 E: 0 K: 2 S: 12 | H: 1 LOB: 1 BB: 1 P: 21 | R: 1 E: 0 K: 0 S: 4 | H: 1 LOB: 1 BB: 1 P: 8 | R: 0 E: 0 K: 1 S: 7 | H: 0 LOB: 0 BB: 0 P: 12 | R: 0 E: 0 K: 2 S: 10 | H: 1 LOB: 1 BB: 0 P: 11 | R: 0 E: 0 K: 1 S: 8 | H: 0 LOB: 1 BB: 1 P: 13 | R: 0 E: 0 K: 1 S: 6 | H: 0 LOB: 0 BB: 0 P: 7 | R: 2 E: 0 K: 1 S: 9 | H: 2 LOB: 0 BB: 0 P: 11 | R: 1 E: 1 K: 0 S: 6 | H: 2 LOB: 2 BB: 1 P: 8 | R: 2 E: 2 K: 2 S: 17 | H: 1 LOB: 2 BB: 1 P: 24 | 1B: 5 2B: 2 3B: 0 HR: 1 | SF: 0 SAC: 0 DP: 0 HBP: 0 | WP: 0 PA: 41 PB: 0 SB: 1 CS: 0 |
| PITCHER | IP WLS BF H R ER SO BB IBB HBP BLK WP HR S P ERA WHIP | 66 J.A. Happ, L (1,1) ERA: 1.93 | 5.0 L 21 3 2 2 6 3 0 0 0 0 0 0 41 65 3.60 1.200 | 63 Ryan Madson, R (6,1) ERA: 2.25 | 1.0 3 0 0 0 1 0 0 0 0 0 0 0 6 7 0.00 0.000 | 40 Matt Smith, L (7,1) ERA: 10.8 | 1.0 5 2 2 2 1 0 0 0 0 0 0 1 9 11 18.00 2.000 | Antonio Alfonseca, R (8,1) ERA: 7.5 | 1.0 5 2 1 0 0 0 0 0 0 0 0 0 6 8 0.00 2.000 | 45 Tom Gordon, R (9,1) ERA: 1.93 | 0.2 6 1 2 0 2 1 0 0 0 0 0 0 16 23 0.00 3.000 | PITCHER | IP WLS BF H R ER SO BB IBB HBP BLK WP HR S P ERA WHIP | Brett Harker, R (9,1) ERA: | 0.1 1 1 0 0 0 0 0 0 0 0 0 0 0 4 5 0.00 0.000 | | | | | | |

Atlanta Braves @ Philadelphia Phillies
Bright House Networks Field, Clearwater, FL
Fri Mar 23 2007, 1:05 PM EDT
Att: 9,344 - Sunny - 77 F

AB 37
R 7
H 8
RBI 5
BB 4
SO 10
LOB 14



| Batter | 1 | 2 | 3 | 4 | 5 | 6 | 7 | 8 | 9 | AB | R | H | RBI | BB | SO | LOB | BOTTOM | | | | |
|--|---|--------------------------------------|---|--|---|--------------------------------------|---|---------------------------------------|---|---------------------------------|---|----------------------------------|------------------------------|----------------------------------|------------------------------|----------------------------------|------------------------------|---------------------------------|----------------------------------|------------------------------------|--|
| 11 Jimmy Rollins, S (1,6) OBP: 0.455, SLG: 0.356 9 Michael Bourn, L (7,8) OBP: 0.365, SLG: 0.447 | 0-1 8 G6-3 1B | | 1-2 L3 | | | 0-0 G4-3 | | 2-3 K | | 3 | 0 | 1 | 0 | 0 | 0 | 1 | | | | | |
| 8 Shane Victorino, S (1,8) OBP: 0.419, SLG: 0.534 Abraham Nunez, S (7,6) OBP: 0.389, SLG: 0.318 | 1-0 G6-3 | | | 2-1 G4-3 | | 3-3 K | | 0-3 K | | 3 | 0 | 0 | 0 | 0 | 1 | 1 | | | | | |
| 26 Chase Utley, L (1,4) OBP: 0.411, SLG: 0.660 73 Brent Abernathy, R (7,4) OBP: 0.314, SLG: 0.313 | 3-2 P6 | | | 4-0 6 G4-3 1B BB | | 2-2 F7 | | | 0-0 G6-3 | 2 | 1 | 0 | 0 | 1 | 0 | 0 | | | | | |
| 6 Ryan Howard, L (1,3) OBP: 0.333, SLG: 0.435 78 Brennan King, R (8,5) OBP: 0.378, SLG: 0.471 | | 0-0 G5-3 | | 2-2 G4-3 | | 1-2 K | | | 0-0 60 19 1B 1B | 3 | 0 | 0 | 0 | 0 | 1 | 1 | | | | | |
| Pat Burrell, R (1,7) OBP: 0.313, SLG: 0.425 60 Ronald Colloway, L (8,7) OBP: 0.423, SLG: 0.680 | | 0-1 F8 | | 2-1 F8 | | 1-0 F9 | | | 0-0 19 HR 1B | 3 | 0 | 1 | 1 | 0 | 0 | 0 | | | | | |
| Wes Helms, R (1,5) OBP: 0.383, SLG: 0.542 Antonio Alfonseca, R (8,1) 45 Tom Gordon, R (9,1) Brett Harker, R (9,1) 19 Greg Dobbs, L (9,PH) OBP: 0.440, SLG: 0.721 | | 0-3 K | | 0-0 F8 | | 1-0 F8 | | | 0-0 1-H 2H HR | 3 | 0 | 1 | 0 | 0 | 1 | 1 | | | | | |
| Karim Garcia, L (1,9) OBP: 0.358, SLG: 0.412 | | | 0-1 K | | 0-0 G6-3 | | 2-3 K | | 0-3 K | 4 | 0 | 1 | 0 | 0 | 2 | 1 | | | | | |
| 2 Rod Barajas, R (1,2) OBP: 0.344, SLG: 0.467 63 Ryan Madson, L (6,1) 40 Matt Smith, L (7,1) 28 Jayson Werth, R (8,9) OBP: 0.385, SLG: 0.344 | | | 1-0 F7 | | 0-3 K | | | | 0-0 9 WP BB | 2 | 0 | 0 | 0 | 0 | 1 | 1 | | | | | |
| 66 J.A. Happ, L (1,1) 62 Dusty Wathan, R (5,PH) OBP: 0.250, SLG: 0.200 | | | 2-3 K | | 0-0 F9 | | | 0-3 K | | 1 | 0 | 0 | 0 | 0 | 1 | 1 | | | | | |
| Inning Stats | R: 0 E: 0 K: 0 S: 7 | H: 1 LOB: 0 BB: 0 P: 11 | R: 0 E: 0 K: 1 S: 6 | H: 0 LOB: 0 BB: 0 P: 6 | R: 0 E: 0 K: 1 S: 9 | H: 1 LOB: 1 BB: 0 P: 13 | R: 1 E: 0 K: 0 S: 8 | H: 1 LOB: 1 BB: 1 P: 18 | R: 0 E: 0 K: 1 S: 5 | H: 0 LOB: 0 BB: 0 P: 5 | R: 0 E: 0 K: 1 S: 8 | H: 0 LOB: 0 BB: 0 P: 13 | R: 0 E: 0 K: 2 S: 8 | H: 1 LOB: 1 BB: 0 P: 12 | R: 0 E: 0 K: 3 S: 9 | H: 0 LOB: 1 BB: 1 P: 15 | R: 3 E: 0 K: 1 S: 8 | H: 3 LOB: 0 BB: 0 P: 8 | 1B: 6 2B: 0 3B: 0 HR: 1 | SF: 0 SAC: 0 DP: 1 HBP: 0 | WP: 1 PA: 35 PB: 0 SB: 0 CS: 0 |
| PITCHER | IP WLS BF H R ER SO BB IBB HBP BLK WP HR S P ERA WHIP | 26 Kyle Davies, R (1,1) ERA: 1.93 | 6.0 W 21 4 1 1 4 1 0 0 0 0 0 0 8 12 1.50 0.667 | 51 Michael Gonzalez, L (7,1) ERA: 7.0 | 1.0 H 4 1 0 0 2 0 0 0 0 0 0 8 12 0.00 1.000 | 37 Steve Colyer, L (8,1) ERA: 4.5 | 1.0 4 0 0 0 3 1 0 0 0 0 1 0 9 15 0.00 1.000 | 54 Chad Paronto, R (9,1) ERA: 3.12 | 1.0 6 3 3 3 1 0 0 0 0 0 0 1 8 8 27.00 3.000 | PITCHER | IP WLS BF H R ER SO BB IBB HBP BLK WP HR S P ERA WHIP | | | | | | | | | | |

Atlanta Braves @ Philadelphia Phillies
Bright House Networks Field, Clearwater, FL
Fri Mar 23 2007, 1:05 PM EDT
Att: 9,344 - Sunny - 77 F

AB 33
R 4
H 7
RBI 4
BB 2
SO 10
LOB 10



| Batter | 1 | 2 | 3 | 4 | 5 | 6 | 7 | 8 | 9 | AB | R | H | RBI | BB | SO | LOB | TOP | | | | | | | | |
|---|-------------------------------|-------------------------|------------------------------|---------------------------------|------------------------------|---------------------------------|------------------------------|---------------------------------|------------------------------|---------------------------------|------------------------------|---------------------------------|------------------------------|---------------------------------|------------------------------|---------------------------------|---|---------------------------------|----------------------------------|------------------------------------|----------------------------------|--------|--|--|--|
| 9 Michael Bourn, L (1,9) OBP: 0.339, SLG: 0.412 | | | | | | | | | | 4 | 0 | 0 | 0 | 0 | 1 | 1 | Philadelphia Phillies @ Cincinnati Reds Ed Smith Stadium, Sarasota, FL Sat Mar 24 2007, 1:05 PM EDT Att: 7,343 - Sunny - 79 F | | | | | | | | |
| 8 Shane Victorino, S (1,8) OBP: 0.409, SLG: 0.516 58 Eude Brito, L (8,1) | | | | | | | | | | 4 | 0 | 1 | 0 | 0 | 0 | 1 | | | | | | | | | |
| Wes Helms, R (1,5) OBP: 0.352, SLG: 0.529 19 Greg Dobbs, L (6,5) | | | | | | | | | | 3 | 0 | 1 | 0 | 0 | 1 | 0 | | | | | | | | | |
| 6 Ryan Howard, L (1,3) OBP: 0.316, SLG: 0.408 Karim Garcia, L (6,3) | | | | | | | | | | 3 | 0 | 0 | 0 | 0 | 1 | 2 | | | | | | | | | |
| Pat Burrell, R (1,7) OBP: 0.314, SLG: 0.405 28 Jayson Werth, R (6,7) | | | | | | | | | | 2 | 0 | 0 | 0 | 1 | 1 | 2 | | | | | | | | | |
| 2 Rod Barajas, R (1,2) OBP: 0.343, SLG: 0.455 62 Dusty Wathan, R (8,2) | | | | | | | | | | | 3 | 0 | 1 | 0 | 0 | 0 | | | | | | | | | |
| Abraham Nunez, S (1,6) | | | | | | | | | | 3 | 0 | 1 | 0 | 0 | 0 | 2 | | | | | | | | | |
| 73 Brent Abernathy, R (1,4) OBP: 0.289, SLG: 0.286 | | | | | | | | | | 3 | 0 | 0 | 0 | 0 | 1 | 1 | | | | | | | | | |
| 23 Adam Eaton, R (1,1) OBP: 0.333, SLG: 0.333 55 Clay Condrey, R (5,1) 52 Fabio Castro, L (7,1) 60 Ronald Colloway, L (8, PH) OBP: 0.407, SLG: 0.654 | | | | | | | | | | 2 | 0 | 1 | 0 | 0 | 1 | 1 | | | | | | | | | |
| | | | | | | | | | | 0 | 0 | 0 | 0 | 0 | 0 | 0 | | | | | | | | | |
| | | | | | | | | | | 0 | 0 | 0 | 0 | 0 | 0 | 0 | | | | | | | | | |
| | | | | | | | | | | 1 | 0 | 0 | 0 | 0 | 1 | 0 | | | | | | | | | |
| Inning Stats | R: 0 E: 0 K: 3 S: 11 | H: 2 LOB: 2 P: 11 | R: 0 E: 0 K: 2 S: 8 | H: 1 LOB: 1 BB: 0 P: 8 | R: 0 E: 0 K: 0 S: 3 | H: 0 LOB: 0 BB: 1 P: 3 | R: 0 E: 0 K: 0 S: 3 | H: 1 LOB: 1 BB: 1 P: 7 | R: 0 E: 0 K: 0 S: 4 | H: 1 LOB: 1 BB: 0 P: 4 | R: 0 E: 0 K: 1 S: 5 | H: 0 LOB: 0 BB: 0 P: 5 | R: 0 E: 0 K: 0 S: 3 | H: 0 LOB: 0 BB: 0 P: 3 | R: 0 E: 0 K: 1 S: 5 | H: 0 LOB: 0 BB: 0 P: 5 | R: 0 E: 0 K: 0 S: 4 | H: 1 LOB: 1 BB: 0 P: 4 | 1B: 6 2B: 0 3B: 0 HR: 0 | SF: 0 SAC: 0 DP: 1 HBP: 0 | WP: 0 PB: 0 SB: 0 CS: 0 | PA: 33 | | | |
| PITCHER | IP | WLS | BF | H | R | ER | SO | BB | IBB | HBP | BLK | WP | HR | S | P | ERA | WHIP | | | | | | | | |
| 61 Bronson Arroyo, R (1,1) ERA: 1.53 | 6.0 | W | 23 | 5 | 0 | 0 | 6 | 1 | 0 | 0 | 0 | 0 | 0 | 34 | 38 | 0.00 | 1.000 | | | | | | | | |
| 57 Victor Santos, R (7,1) ERA: | 1.0 | | 3 | 0 | 0 | 0 | 0 | 0 | 0 | 0 | 0 | 0 | 0 | 3 | 3 | 0.00 | 0.000 | | | | | | | | |
| 56 Todd Coffey, R (8,1) ERA: | 1.0 | | 3 | 0 | 0 | 0 | 1 | 0 | 0 | 0 | 0 | 0 | 0 | 5 | 5 | 0.00 | 0.000 | | | | | | | | |
| 50 Dustin Hermanson, R (9,1) ERA: 1.8 | 1.0 | | 4 | 1 | 0 | 0 | 0 | 0 | 0 | 0 | 0 | 0 | 0 | 4 | 4 | 0.00 | 1.000 | | | | | | | | |

| Batter | 1 | 2 | 3 | 4 | 5 | 6 | 7 | 8 | 9 | AB | R | H | RBI | BB | SO | LOB | BOTTOM | | | | | | | | |
|--|------------------------------|---------------------------------|------------------------------|----------------------------------|------------------------------|---------------------------------|------------------------------|---------------------------------|------------------------------|---------------------------------|------------------------------|---------------------------------|------------------------------|---------------------------------|------------------------------|---------------------------------|---|------------------------------|---------------------------------|----------------------------------|------------------------------------|----------------------------------|--------|--|--|
| 6 Ryan Freel, R (1,8) OBP: 0.471, SLG: 0.548 57 Victor Santos, R (7,1) | | | | | | | | | | 4 | 1 | 1 | 0 | 0 | 1 | 2 | Philadelphia Phillies @ Cincinnati Reds Ed Smith Stadium, Sarasota, FL Sat Mar 24 2007, 1:05 PM EDT Att: 7,343 - Sunny - 79 F | | | | | | | | |
| 46 Mark Bellhorn, S (8,4) OBP: 0.370, SLG: 0.333 | | | | | | | | | | 4 | 1 | 2 | 4 | 0 | 0 | 0 | | | | | | | | | |
| Adam Dunn, L (1,7) OBP: 0.500, SLG: 0.756 Tyrell Godwin, L (8,7) OBP: 0.250, SLG: 0.667 | | | | | | | | | | 4 | 1 | 3 | 1 | 0 | 0 | 1 | | | | | | | | | |
| 4 Brandon Phillips, R (1,4) OBP: 0.352, SLG: 0.741 56 Todd Coffey, R (8,1) 50 Dustin Hermanson, R (9,1) | | | | | | | | | | 4 | 1 | 3 | 1 | 0 | 0 | 1 | | | | | | | | | |
| Ken Griffey Jr., L (1,9) OBP: 0.500, SLG: 0.750 15 Dewayne Wise, L (7, PR) OBP: 0.233, SLG: 0.276 | | | | | | | | | | 4 | 0 | 2 | 0 | 0 | 0 | 1 | | | | | | | | | |
| 12 Edwin Encarnación, R (1,5) OBP: 0.356, SLG: 0.407 71 Paul Janish, R (7, PR) OBP: 0.291, SLG: 0.323 | | | | | | | | | | 4 | 0 | 3 | 1 | 0 | 0 | 0 | | | | | | | | | |
| Joey Votto, L (1,3) OBP: 0.469, SLG: 0.435 | | | | | | | | | | 3 | 0 | 0 | 0 | 1 | 2 | 4 | | | | | | | | | |
| 2 Alex Gonzalez, R (1,6) OBP: 0.319, SLG: 0.341 68 Anderson Machado, S (8,5) OBP: 0.320, SLG: 0.300 | | | | | | | | | | 1 | 1 | 0 | 0 | 2 | 0 | 2 | | | | | | | | | |
| 26 David Ross, R (1,2) OBP: 0.289, SLG: 0.286 23 Chad Moeller, R (7,2) OBP: 0.407, SLG: 0.500 | | | | | | | | | | 3 | 0 | 0 | 0 | 0 | 0 | 2 | | | | | | | | | |
| 61 Bronson Arroyo, R (1,1) 33 Josh Hamilton, L (6, PH) OBP: 0.492, SLG: 0.577 | | | | | | | | | | 1 | 1 | 0 | 0 | 0 | 1 | 0 | | | | | | | | | |
| | | | | | | | | | | 2 | 0 | 0 | 0 | 0 | 0 | 0 | | | | | | | | | |
| Inning Stats | R: 1 E: 0 K: 1 S: 8 | H: 4 LOB: 2 BB: 0 P: 8 | R: 4 E: 0 K: 0 S: 6 | H: 2 LOB: 0 BB: 1 P: 10 | R: 0 E: 0 K: 0 S: 3 | H: 0 LOB: 1 BB: 1 P: 7 | R: 0 E: 0 K: 2 S: 7 | H: 0 LOB: 0 BB: 0 P: 7 | R: 0 E: 0 K: 0 S: 5 | H: 2 LOB: 2 BB: 1 P: 9 | R: 0 E: 0 K: 0 S: 3 | H: 0 LOB: 0 BB: 0 P: 3 | R: 1 E: 0 K: 1 S: 7 | H: 3 LOB: 2 BB: 0 P: 7 | R: 1 E: 0 K: 0 S: 5 | H: 2 LOB: 1 BB: 0 P: 5 | | R: 1 E: 0 K: 0 S: 5 | H: 2 LOB: 1 BB: 0 P: 5 | 1B: 6 2B: 3 3B: 1 HR: 3 | SF: 0 SAC: 1 DP: 2 HBP: 0 | WP: 0 PB: 0 SB: 1 CS: 0 | PA: 38 | | |
| PITCHER | IP | WLS | BF | H | R | ER | SO | BB | IBB | HBP | BLK | WP | HR | S | P | ERA | WHIP | | | | | | | | |
| 23 Adam Eaton, R (1,1) ERA: 6.06 | 4.2 | L | 24 | 8 | 0 | 5 | 3 | 3 | 0 | 0 | 0 | 0 | 0 | 5 | 5 | 0.00 | 0.000 | | | | | | | | |
| 55 Clay Condrey, R (5,1) ERA: 4.22 | 1.1 | | 4 | 0 | 0 | 0 | 0 | 0 | 0 | 0 | 0 | 0 | 0 | 7 | 7 | 9.00 | 3.000 | | | | | | | | |
| 52 Fabio Castro, L (7,1) ERA: 9.24 | 1.0 | | 5 | 3 | 1 | 1 | 1 | 0 | 0 | 0 | 0 | 0 | 0 | 5 | 5 | 9.00 | 2.000 | | | | | | | | |
| 58 Eude Brito, L (8,1) ERA: 3.0 | 1.0 | | 5 | 2 | 1 | 1 | 0 | 0 | 0 | 0 | 0 | 0 | 1 | 5 | 5 | 9.00 | 2.000 | | | | | | | | |

| | |
|-----|----|
| AB | 32 |
| R | 0 |
| H | 6 |
| RBI | 0 |
| BB | 1 |
| SO | 7 |
| LOB | 13 |



| | |
|-----|----|
| AB | 34 |
| R | 7 |
| H | 13 |
| RBI | 7 |
| BB | 3 |
| SO | 4 |
| LOB | 13 |



| Batter | 1 | 2 | 3 | 4 | 5 | 6 | 7 | 8 | 9 | AB | R | H | RBI | BB | SO | LOB | TOP | | | |
|--|---|---------------------------------|------------------------------|---------------------------------|------------------------------|---------------------------------|------------------------------|----------------------------------|------------------------------|---------------------------------|------------------------------|---------------------------------|------------------------------|----------------------------------|------------------------------|---------------------------------|--|------------------------------------|-------------------------|--------|
| 11 Jimmy Rollins, S OBP: 0.468, SLG: 0.412 Abraham Nunez, S OBP: 0.383, SLG: 0.320 | L8 | | 2B | | G3 | | K | | FC6-4 1B | 3 | 1 | 1 | 0 | 0 | 0 | 0 | Philadelphia Phillies @ New York Yankees Legends Field, Tampa, FL Mon Mar 26 2007, 1:15 PM EDT Att: 10,338 - Sunny - 81 F | | | |
| 28 Jayson Werth, R OBP: 0.370, SLG: 0.333 | K | | 1B | | F8 | | K | | FC6-4 | 5 | 0 | 1 | 1 | 0 | 2 | 1 | | | | |
| 26 Chase Utley, L OBP: 0.429, SLG: 0.789 19 Greg Dobbs, L OBP: 0.439, SLG: 0.680 | K | | K | | | | | | | 3 | 0 | 1 | 0 | 0 | 2 | 1 | | | | |
| 6 Ryan Howard, L OBP: 0.313, SLG: 0.382 9 Michael Bourn, R OBP: 0.322, SLG: 0.389 | | G4-3 | | | K | | | | 1B | 3 | 0 | 0 | 0 | 0 | 2 | 1 | | | | |
| Pat Burrell, R OBP: 0.309, SLG: 0.378 60 Ronald Colloway, L OBP: 0.406, SLG: 0.613 | | G5-3 | | | F8 | | | | K | 3 | 0 | 0 | 0 | 0 | 0 | 1 | | | | |
| Wes Helms, R OBP: 0.390, SLG: 0.556 | | | | | F9 | | | | P4 | 2 | 0 | 1 | 0 | 2 | 0 | 2 | | | | |
| Aaron Rowand, R OBP: 0.275, SLG: 0.270 73 Brent Abernathy, R OBP: 0.275, SLG: 0.270 | | G6-3 | | | FC6-4 BB | | | | BB | 2 | 0 | 1 | 0 | 2 | 0 | 2 | | | | |
| 8 Shane Victorino, S OBP: 0.384, SLG: 0.478 | | | P2 | | FC6-4 | | | | G4-3 | 4 | 0 | 0 | 0 | 0 | 0 | 5 | | | | |
| 2 Rod Barajas, R OBP: 0.316, SLG: 0.417 Karim Garcia, L OBP: 0.333, SLG: 0.431 | | | F7 | | | | | | K | 3 | 0 | 0 | 0 | 0 | 1 | 0 | | | | |
| | | | | | | | | | K | 1 | 0 | 0 | 0 | 0 | 1 | 0 | | | | |
| Inning Stats | R: 0 E: 0 K: 2 S: 7 | H: 0 LOB: 0 BB: 0 P: 7 | R: 0 E: 0 K: 0 S: 3 | H: 0 LOB: 1 BB: 1 P: 7 | R: 1 E: 0 K: 1 S: 7 | H: 2 LOB: 1 BB: 0 P: 7 | R: 0 E: 0 K: 1 S: 6 | H: 1 LOB: 2 BB: 1 P: 10 | R: 0 E: 0 K: 0 S: 3 | H: 0 LOB: 0 BB: 0 P: 3 | R: 0 E: 0 K: 3 S: 9 | H: 0 LOB: 0 BB: 0 P: 9 | R: 0 E: 0 K: 1 S: 6 | H: 1 LOB: 2 BB: 0 P: 10 | R: 0 E: 0 K: 1 S: 6 | H: 1 LOB: 1 BB: 0 P: 6 | 1B: 3 2B: 2 3B: 1 HR: 0 | SF: 0 SAC: 0 DP: 0 HBP: 2 | WP: 1 PB: 0 CS: 0 | PA: 38 |
| PITCHER | IP WLS BF H R ER SO BB IBB HBP BLK WP HR S P ERA WHIP | | | | | | | | | | | | | | | | | | | |
| 29 Kei Igawa, L ERA: 2.65 | 5.0 W 20 3 1 1 4 2 0 0 0 0 1 0 26 34 1.80 1.000 | | | | | | | | | | | | | | | | | | | |
| Mike Myers, L ERA: 1.5 | 0.1 2 1 0 0 1 0 0 0 0 0 0 0 4 4 0.00 3.000 | | | | | | | | | | | | | | | | | | | |
| Colter Bean, R ERA: 2.0 | 0.2 4 0 0 0 0 0 0 0 2 0 0 0 2 4 0.00 0.000 | | | | | | | | | | | | | | | | | | | |
| 33 Brian Bruney, R ERA: 1.5 | 1.0 3 0 0 0 3 0 0 0 0 0 0 0 9 9 0.00 0.000 | | | | | | | | | | | | | | | | | | | |
| Kyle Farnsworth, R ERA: 2.25 | 1.0 5 1 0 0 1 1 0 0 0 0 0 0 6 10 0.00 2.000 | | | | | | | | | | | | | | | | | | | |
| 42 Mariano Rivera, R ERA: | 1.0 4 1 0 0 1 0 0 0 0 0 0 0 6 6 0.00 1.000 | | | | | | | | | | | | | | | | | | | |

| Batter | 1 | 2 | 3 | 4 | 5 | 6 | 7 | 8 | 9 | AB | R | H | RBI | BB | SO | LOB | BOTTOM | | | |
|--|---|---------------------------------|------------------------------|---------------------------------|------------------------------|---------------------------------|------------------------------|---------------------------------|------------------------------|---------------------------------|------------------------------|---------------------------------|------------------------------|----------------------------------|------------------------------|----------------------------------|--|------------------------------------|-------------------------|--------|
| 18 Johnny Damon, L OBP: 0.328, SLG: 0.280 27 Kevin Thompson, R OBP: 0.364, SLG: 0.533 | P5 | | F8 | | G3 | | | G5-3 | | 4 | 0 | 0 | 0 | 0 | 0 | 1 | Philadelphia Phillies @ New York Yankees Legends Field, Tampa, FL Mon Mar 26 2007, 1:15 PM EDT Att: 10,338 - Sunny - 81 F | | | |
| 2 Derek Jeter, R OBP: 0.377, SLG: 0.315 93 Chris Basak, R OBP: 0.368, SLG: 0.556 | E6 BB | | K | | G5-3 | | | BB | | 3 | 1 | 0 | 0 | 1 | 1 | 1 | | | | |
| Bobby Abreu, L OBP: 0.333, SLG: 0.714 64 Kevin Reese, L OBP: 0.341, SLG: 0.432 | BB | | K | | F7 | | | G4-3 | | 2 | 1 | 0 | 0 | 1 | 1 | 1 | | | | |
| 13 Alex Rodriguez, R OBP: 0.386, SLG: 0.569 Aarom Baldiris, R | HR | | | | P4 | | | K | | 4 | 1 | 1 | 3 | 0 | 2 | 2 | | | | |
| 25 Jason Giambi, L OBP: 0.296, SLG: 0.426 | G4-3 | | | | G4-3 | | | P5 | | 3 | 0 | 0 | 0 | 0 | 0 | 0 | | | | |
| 55 Hideki Matsui, L OBP: 0.388, SLG: 0.473 Matt Carson, R | G4-3 | | | | G5-3 | | | K | | 3 | 0 | 0 | 0 | 0 | 1 | 0 | | | | |
| 20 Jorge Posada, S OBP: 0.400, SLG: 0.533 17 Ben Davis, S OBP: 0.200, SLG: 0.500 | | G6-3 | | | BB | | | P6 | | 1 | 1 | 0 | 0 | 1 | 0 | 0 | | | | |
| 24 Robinson Cano, L OBP: 0.361, SLG: 0.541 Miguel Cairo, R OBP: 0.386, SLG: 0.324 | | F8 | | | BB | | | G4-3 | | 3 | 1 | 1 | 0 | 0 | 0 | 0 | | | | |
| 11 Doug Mientkiewicz, L OBP: 0.277, SLG: 0.211 Josh Phelps, R OBP: 0.469, SLG: 0.679 | | F9 | | | BB | | | K | | 3 | 0 | 1 | 2 | 0 | 1 | 0 | | | | |
| | | | | | BB | | | | | 0 | 0 | 0 | 0 | 0 | 0 | 0 | | | | |
| Inning Stats | R: 3 E: 1 K: 0 S: 5 | H: 1 LOB: 0 BB: 1 P: 9 | R: 0 E: 0 K: 0 S: 3 | H: 0 LOB: 0 BB: 0 P: 3 | R: 0 E: 0 K: 2 S: 7 | H: 0 LOB: 0 BB: 0 P: 7 | R: 0 E: 0 K: 0 S: 3 | H: 0 LOB: 0 BB: 0 P: 3 | R: 2 E: 0 K: 0 S: 5 | H: 2 LOB: 1 BB: 1 P: 9 | R: 0 E: 0 K: 2 S: 7 | H: 0 LOB: 0 BB: 0 P: 7 | R: 0 E: 0 K: 1 S: 5 | H: 0 LOB: 2 BB: 1 P: 10 | R: 0 E: 0 K: 1 S: 5 | H: 0 LOB: 2 BB: 1 P: 10 | 1B: 0 2B: 2 3B: 0 HR: 1 | SF: 0 SAC: 0 DP: 0 HBP: 0 | WP: 0 PB: 1 CS: 0 | PA: 31 |
| PITCHER | IP WLS BF H R ER SO BB IBB HBP BLK WP HR S P ERA WHIP | | | | | | | | | | | | | | | | | | | |
| 37 Zack Segovia, R | 4.2 L 20 3 5 4 2 2 0 0 0 0 0 0 22 30 7.71 1.071 | | | | | | | | | | | | | | | | | | | |
| 40 Matt Smith, L ERA: 9.0 | 1.1 4 0 0 0 2 0 0 0 0 0 0 0 8 8 0.00 0.000 | | | | | | | | | | | | | | | | | | | |
| 63 Ryan Madson, R ERA: 1.9 | 1.0 3 0 0 0 1 0 0 0 0 0 0 0 5 5 0.00 0.000 | | | | | | | | | | | | | | | | | | | |
| Antonio Alfonseca, R ERA: 6.14 | 1.0 4 0 0 0 1 1 0 0 0 0 0 0 5 10 0.00 1.000 | | | | | | | | | | | | | | | | | | | |

AB 33
R 1
H 6
RBI 1
BB 3
SO 10
LOB 15




AB 28
R 5
H 3
RBI 5
BB 3
SO 6
LOB 6



| Batter | 1 | 2 | 3 | 4 | 5 | 6 | 7 | 8 | 9 | AB | R | H | RBI | BB | SO | LOB | TOP | | | |
|---|--|---------------------------------|------------------------------|---------------------------------|------------------------------|---------------------------------|------------------------------|---------------------------------|------------------------------|---------------------------------|------------------------------|---------------------------------|------------------------------|---------------------------------|------------------------------|----------------------------------|---|------------------------------------|----------------------------------|--------|
| 6 Ryan Freel, R OBP: 0.487, SLG: 0.529 | | | | | | | | | | 1 | 0 | 1 | 0 | 0 | 0 | 0 | Cincinnati Reds @ Philadelphia Phillies Bright House Networks Field, Clearwater, FL Tue Mar 27 2007, 7:05 PM EDT Att: 7,789 - Cloudy - 78 F | | | |
| 33 Josh Hamilton, L OBP: 0.465, SLG: 0.565 | | | | | | | | | | 2 | 0 | 1 | 0 | 0 | 0 | 1 | | | | |
| 85 Drew Stubbs, R OBP: 0.400, SLG: 0.400 | | | | | | | | | | 1 | 0 | 0 | 0 | 0 | 0 | 0 | | | | |
| Adam Dunn, L OBP: 0.473, SLG: 0.660 | | | | | | | | | | 2 | 0 | 0 | 0 | 1 | 1 | 2 | | | | |
| Tyrell Godwin, L OBP: 0.167, SLG: 0.400 | | | | | | | | | | 1 | 0 | 0 | 0 | 0 | 0 | 0 | | | | |
| 4 Brandon Phillips, R OBP: 0.371, SLG: 0.683 | | | | | | | | | | 3 | 0 | 1 | 0 | 0 | 1 | 2 | | | | |
| 71 Paul Janish, R OBP: 0.289, SLG: 0.286 | | | | | | | | | | 1 | 0 | 0 | 0 | 0 | 1 | 0 | | | | |
| Ken Griffey Jr., L OBP: 0.300, SLG: 0.400 | | | | | | | | | | 3 | 1 | 1 | 0 | 0 | 0 | 0 | | | | |
| 83 Jay Bruce, L OBP: 0.125, SLG: 0.125 | | | | | | | | | | 1 | 0 | 0 | 0 | 0 | 1 | 0 | | | | |
| 12 Edwin Encarnación, R OBP: 0.353, SLG: 0.444 | | | | | | | | | | 3 | 1 | 2 | 2 | 0 | 0 | 0 | | | | |
| 80 Enrique Cruz, R OBP: 0.500, SLG: 1.000 | | | | | | | | | | 0 | 0 | 0 | 0 | 1 | 0 | 0 | | | | |
| Jeff Coine, R OBP: 0.370, SLG: 0.400 | | | | | | | | | | 3 | 0 | 1 | 0 | 0 | 0 | 1 | | | | |
| 56 Todd Coffey, R | | | | | | | | | | 0 | 0 | 0 | 0 | 0 | 0 | 0 | | | | |
| Rheal Cormier, L | | | | | | | | | | 0 | 0 | 0 | 0 | 0 | 0 | 0 | | | | |
| 50 Dustin Hermanson, R | | | | | | | | | | 0 | 0 | 0 | 0 | 0 | 0 | 0 | | | | |
| 9 Juan Castro, R OBP: 0.216, SLG: 0.389 | | | | | | | | | | 1 | 0 | 0 | 0 | 0 | 0 | 1 | | | | |
| 2 Alex Gonzalez, R OBP: 0.320, SLG: 0.311 | | | | | | | | | | 2 | 0 | 0 | 0 | 1 | 1 | 1 | | | | |
| Chris Valaika, R | | | | | | | | | | 1 | 0 | 0 | 0 | 0 | 1 | 1 | | | | |
| Javier Valentin, S OBP: 0.318, SLG: 0.250 | | | | | | | | | | 3 | 0 | 1 | 0 | 0 | 1 | 1 | | | | |
| Kyle Lohse, R OBP: 0.333, SLG: 0.333 | | | | | | | | | | 0 | 0 | 0 | 0 | 0 | 0 | 0 | | | | |
| 40 Jon Coutangus, L | | | | | | | | | | 0 | 0 | 0 | 0 | 0 | 0 | 0 | | | | |
| 23 Chad Moeller, R OBP: 0.367, SLG: 0.444 | | | | | | | | | | 1 | 0 | 0 | 0 | 0 | 1 | 0 | | | | |
| Inning Stats | R: 0 E: 1 K: 1 S: 5 | H: 1 LOB: 0 BB: 0 P: 5 | R: 2 E: 0 K: 0 S: 4 | H: 2 LOB: 0 BB: 1 P: 9 | R: 0 E: 0 K: 1 S: 6 | H: 1 LOB: 1 BB: 0 P: 6 | R: 0 E: 0 K: 0 S: 4 | H: 1 LOB: 1 BB: 0 P: 4 | R: 0 E: 0 K: 0 S: 3 | H: 2 LOB: 2 BB: 1 P: 8 | R: 0 E: 0 K: 0 S: 3 | H: 1 LOB: 1 BB: 0 P: 3 | R: 0 E: 0 K: 3 S: 9 | H: 0 LOB: 0 BB: 0 P: 9 | R: 0 E: 0 K: 1 S: 5 | H: 0 LOB: 1 BB: 1 P: 11 | 1B: 7 2B: 0 3B: 0 HR: 1 | SF: 0 SAC: 1 DP: 1 HBP: 0 | WP: 0 PB: 0 SB: 0 CS: 2 | PA: 34 |
| PITCHER | IP WLS BF H R ER SO BB IBB HBP BLK WP HR S P ERA WHIP | | | | | | | | | | | | | | | | | | | |
| Jamie Moyer, L ERA: 3.42 | (1, 1) 7.0 W 27 8 2 2 5 2 0 0 0 0 0 1 35 44 2.57 1.429 | | | | | | | | | | | | | | | | | | | |
| Geoff Geary, R ERA: 3.24 | (8, 1) 1.0 H 3 0 0 0 1 0 0 0 0 0 0 0 5 5 0.00 0.000 | | | | | | | | | | | | | | | | | | | |
| 45 Tom Gordon, R ERA: 1.35 | (9, 1) 1.0 4 0 0 0 2 1 0 0 0 0 0 0 7 11 0.00 1.000 | | | | | | | | | | | | | | | | | | | |

| Batter | 1 | 2 | 3 | 4 | 5 | 6 | 7 | 8 | 9 | AB | R | H | RBI | BB | SO | LOB | BOTTOM | | | |
|---|--|---------------------------------|------------------------------|---------------------------------|------------------------------|---------------------------------|------------------------------|---------------------------------|------------------------------|----------------------------------|------------------------------|---------------------------------|-------------------------------|----------------------------------|------------------------------|---------------------------------|---|------------------------------------|----------------------------------|--------|
| 11 Jimmy Rollins, S OBP: 0.470, SLG: 0.418 | | | | | | | | | | 4 | 0 | 2 | 0 | 0 | 0 | 3 | Cincinnati Reds @ Philadelphia Phillies Bright House Networks Field, Clearwater, FL Tue Mar 27 2007, 7:05 PM EDT Att: 7,789 - Cloudy - 78 F | | | |
| Abraham Nunez, S OBP: 0.377, SLG: 0.314 | | | | | | | | | | 1 | 0 | 0 | 0 | 0 | 0 | 1 | | | | |
| Aaron Rowand, R OBP: 0.248, SLG: 0.306 | | | | | | | | | | 3 | 1 | 1 | 0 | 0 | 1 | 1 | | | | |
| 9 Michael Bourn, L OBP: 0.333, SLG: 0.418 | | | | | | | | | | 1 | 0 | 1 | 1 | 0 | 0 | 0 | | | | |
| 26 Chase Utley, L OBP: 0.418, SLG: 0.750 | | | | | | | | | | 3 | 1 | 0 | 0 | 1 | 1 | 3 | | | | |
| Karim Garcia, L OBP: 0.328, SLG: 0.424 | | | | | | | | | | 1 | 0 | 0 | 0 | 0 | 1 | 1 | | | | |
| 6 Ryan Howard, L OBP: 0.294, SLG: 0.356 | | | | | | | | | | 4 | 0 | 0 | 0 | 0 | 3 | 5 | | | | |
| 73 Brent Abernathy, R OBP: 0.298, SLG: 0.263 | | | | | | | | | | 1 | 0 | 0 | 0 | 0 | 0 | 1 | | | | |
| Pat Burrell, R OBP: 0.322, SLG: 0.449 | | | | | | | | | | 4 | 1 | 2 | 2 | 0 | 1 | 0 | | | | |
| 60 Ronald Colloway, L (7, PR) OBP: 0.406, SLG: 0.613 | | | | | | | | | | 0 | 1 | 0 | 0 | 0 | 0 | 0 | | | | |
| Wes Helms, R OBP: 0.397, SLG: 0.579 | | | | | | | | | | 3 | 0 | 2 | 1 | 0 | 0 | 0 | | | | |
| 19 Greg Dobbs, L OBP: 0.443, SLG: 0.704 | | | | | | | | | | 4 | 0 | 2 | 1 | 0 | 1 | 1 | | | | |
| 2 Rod Barajas, R OBP: 0.357, SLG: 0.500 | | | | | | | | | | 2 | 1 | 1 | 1 | 2 | 1 | 2 | | | | |
| Geoff Geary, R | | | | | | | | | | 0 | 0 | 0 | 0 | 0 | 0 | 0 | | | | |
| 70 Jason Jaramillo, S OBP: 0.500, SLG: 1.167 | | | | | | | | | | 0 | 0 | 0 | 0 | 0 | 0 | 0 | | | | |
| Jamie Moyer, L | | | | | | | | | | 2 | 0 | 0 | 0 | 0 | 0 | 3 | | | | |
| 28 Jayson Werth, R OBP: 0.383, SLG: 0.375 | | | | | | | | | | 1 | 1 | 1 | 0 | 0 | 0 | 0 | | | | |
| 45 Tom Gordon, R | | | | | | | | | | 0 | 0 | 0 | 0 | 0 | 0 | 0 | | | | |
| Inning Stats | R: 0 E: 0 K: 0 S: 3 | H: 0 LOB: 0 BB: 0 P: 3 | R: 0 E: 0 K: 1 S: 5 | H: 0 LOB: 0 BB: 0 P: 5 | R: 1 E: 0 K: 2 S: 9 | H: 2 LOB: 1 BB: 0 P: 9 | R: 1 E: 0 K: 1 S: 7 | H: 2 LOB: 1 BB: 0 P: 7 | R: 0 E: 0 K: 2 S: 8 | H: 1 LOB: 3 BB: 1 P: 14 | R: 0 E: 0 K: 0 S: 5 | H: 2 LOB: 2 BB: 1 P: 9 | R: 3 E: 0 K: 2 S: 10 | H: 3 LOB: 2 BB: 1 P: 15 | R: 1 E: 0 K: 1 S: 7 | H: 2 LOB: 1 BB: 0 P: 7 | 1B: 4 2B: 5 3B: 1 HR: 2 | SF: 1 SAC: 1 DP: 0 HBP: 1 | WP: 0 PB: 0 SB: 2 CS: 0 | PA: 40 |
| PITCHER | IP WLS BF H R ER SO BB IBB HBP BLK WP HR S P ERA WHIP | | | | | | | | | | | | | | | | | | | |
| Kyle Lohse, R ERA: 4.8 | (1, 1) 4.1 20 5 2 2 4 1 0 1 0 0 0 2 26 32 4.15 1.385 | | | | | | | | | | | | | | | | | | | |
| 40 Jon Coutangus, L ERA: 3.52 | (5, 1) 0.2 2 0 0 0 2 0 0 0 0 0 0 0 6 6 0.00 0.000 | | | | | | | | | | | | | | | | | | | |
| 56 Todd Coffey, R | (6, 1) 1.0 6 2 0 0 0 1 0 0 0 0 0 0 5 9 0.00 3.000 | | | | | | | | | | | | | | | | | | | |
| Rheal Cormier, L ERA: 5.14 | (7, 1) 1.0 L 7 3 3 3 2 1 0 0 0 0 0 0 0 10 15 27.00 4.000 | | | | | | | | | | | | | | | | | | | |
| 50 Dustin Hermanson, R ERA: 3.0 | (8, 1) 1.0 5 2 1 1 1 0 0 0 0 0 0 0 7 7 9.00 2.000 | | | | | | | | | | | | | | | | | | | |



| Batter | 1 | 2 | 3 | 4 | 5 | 6 | 7 | 8 | 9 | AB | R | H | RBI | BB | SO | LOB | TOP | | | | | |
|--|---|---------------------------------|------------------------------|---------------------------------|------------------------------|---------------------------------|------------------------------|---------------------------------|------------------------------|---------------------------------|-------------------------------|----------------------------------|------------------------------|---------------------------------|------------------------------|---------------------------------|--|---|------------------------------|---------------------------------|-------------------------|---|
| 13 Carl Crawford, L OBP: 0.291, SLG: 0.385 61 Dustan Mohr, R OBP: 0.200, SLG: 0.194 | F7 | | G4-3 | | | K | 1B | | K | 3 | 0 | 0 | 0 | 0 | 1 | 0 | Tampa Bay Devil Rays @ Philadelphia Phillies Bright House Networks Field, Clearwater, FL Wed Mar 28 2007, 1:05 PM EDT Att: 6,453 - Sunny - 78 F | | | | | |
| 2 B.J. Upton, R OBP: 0.310, SLG: 0.313 | K | | | F8 | | K | K | | | 4 | 0 | 0 | 0 | 0 | 3 | 1 | | | | | | |
| Ty Wigginton, R OBP: 0.357, SLG: 0.500 | G3-1 | | | BB | | | | | G6-3 | 3 | 0 | 1 | 0 | 1 | 0 | 0 | | | | | | |
| 14 Greg Norton, S OBP: 0.279, SLG: 0.259 | | F8 | | F8 | | | | | F7 | 3 | 0 | 0 | 0 | 1 | 0 | 1 | | | | | | |
| 31 Jonny Gomes, R OBP: 0.323, SLG: 0.564 Garrett Groce, R | P3 | | | F9 | | | | | G3 | 3 | 0 | 0 | 0 | 0 | 1 | 3 | | | | | | |
| Brendan Harris, R OBP: 0.362, SLG: 0.385 Brent Butler, R | | | | | L6 | | | | | 3 | 1 | 2 | 0 | 0 | 0 | 0 | | | | | | |
| 64 Raul Casanova, S OBP: 0.300, SLG: 0.222 | G3-1 | | | | | K | | | P5 | 4 | 0 | 0 | 0 | 0 | 1 | 2 | | | | | | |
| 3 Jorge Velandia, R OBP: 0.407, SLG: 0.545 | | | F9 | | | | | | | 4 | 1 | 3 | 1 | 0 | 0 | 0 | | | | | | |
| 19 Scott Kazmir, L 54 Chad Orvella, R 1 Akinori Iwamura, L Brian Stokes, R 45 Ruddy Lugo, S 3 Jorge Cantu, R 37 Seth McClung, L 23 Carlos Pena, L | | | | | | K2-3 | | | | 1 | 0 | 0 | 0 | 0 | 0 | 1 | | livebaseballscorecards.com  | | | | |
| Inning Stats | R: 0 E: 0 K: 1 S: 5 | H: 0 LOB: 0 BB: 0 P: 5 | R: 0 E: 0 K: 0 S: 4 | H: 1 LOB: 1 BB: 0 P: 4 | R: 0 E: 0 K: 1 S: 5 | H: 0 LOB: 0 BB: 0 P: 5 | R: 0 E: 0 K: 0 S: 3 | H: 0 LOB: 1 BB: 1 P: 7 | R: 0 E: 0 K: 2 S: 8 | H: 1 LOB: 1 BB: 0 P: 8 | R: 0 E: 0 K: 3 S: 10 | H: 1 LOB: 2 BB: 1 P: 14 | R: 2 E: 0 K: 1 S: 8 | H: 3 LOB: 1 BB: 0 P: 8 | R: 0 E: 0 K: 0 S: 3 | H: 0 LOB: 0 BB: 0 P: 3 | | | R: 0 E: 0 K: 2 S: 9 | H: 2 LOB: 2 BB: 0 P: 9 | 1B: 3 2B: 5 HR: 0 | SF: 0 SAC: 0 3B: 0 DP: 0 HBP: 0 |
| PITCHER | IP WLS BF H R ER SO BB IBB HBP BLK WP HR S P ERA WHIP | | | | | | | | | | | | | | | | | | | | | |
| 39 Brett Myers, R ERA: 2.04 | 6.0 W 23 3 0 0 7 2 0 0 0 0 0 0 35 43 0.00 0.833 | | | | | | | | | | | | | | | | | | | | | |
| 55 Clay Condrey, R ERA: 4.97 | 2.0 9 3 2 2 1 0 0 0 0 0 0 0 11 11 9.00 1.500 | | | | | | | | | | | | | | | | | | | | | |
| 67 Joe Bisenius, R ERA: 1.64 | 1.0 5 2 0 0 2 0 0 0 0 0 0 0 9 9 0.00 2.000 | | | | | | | | | | | | | | | | | | | | | |

| Batter | 1 | 2 | 3 | 4 | 5 | 6 | 7 | 8 | 9 | AB | R | H | RBI | BB | SO | LOB | BOTTOM | | | |
|--|---|----------------------------------|------------------------------|----------------------------------|------------------------------|---------------------------------|------------------------------|----------------------------------|------------------------------|---------------------------------|------------------------------|---------------------------------|------------------------------|---------------------------------|------------------------------|----------------------------------|--|-----------------------------------|------------------------------------|----------------------------------|
| 11 Jimmy Rollins, S OBP: 0.493, SLG: 0.456 19 Greg Dobbs, L OBP: 0.444, SLG: 0.714 | | | 2B | | | | F8 | | | 2 | 1 | 2 | 0 | 1 | 0 | 0 | Tampa Bay Devil Rays @ Philadelphia Phillies Bright House Networks Field, Clearwater, FL Wed Mar 28 2007, 1:05 PM EDT Att: 6,453 - Sunny - 78 F | | | |
| Aaron Rowand, R OBP: 0.250, SLG: 0.308 9 Michael Bourn, L OBP: 0.339, SLG: 0.411 | K2-3 | | | | | | | | | 3 | 0 | 1 | 0 | 0 | 1 | 4 | | | | |
| 28 Jayson Werth, R OBP: 0.373, SLG: 0.432 Joey Hammond, R | K | | | | | | | | | 4 | 1 | 1 | 1 | 0 | 1 | 6 | | | | |
| Wes Helms, R OBP: 0.403, SLG: 0.590 55 Clay Condrey, R Javon Moran, R OBP: 1.000, SLG: 1.500 67 Joe Bisenius, R | K | | | | | | | | | 4 | 1 | 2 | 1 | 0 | 1 | 1 | | | | |
| Pat Burrell, R OBP: 0.339, SLG: 0.451 8 Shane Victorino, S OBP: 0.373, SLG: 0.465 | | F8 | | | | | | | | 2 | 0 | 1 | 0 | 1 | 0 | 0 | | | | |
| Abraham Nunez, S OBP: 0.394, SLG: 0.345 | | | | | | | | | | 4 | 1 | 2 | 2 | 1 | 0 | 2 | | | | |
| 73 Brent Abernathy, R OBP: 0.283, SLG: 0.279 | | | | | | | | | | 5 | 1 | 2 | 1 | 0 | 0 | 3 | | | | |
| 70 Jason Jaramillo, S OBP: 0.455, SLG: 0.818 | | | | | | | | | | 5 | 1 | 2 | 1 | 0 | 1 | 3 | | | | |
| 39 Brett Myers, R 60 Ronald Colloway, L OBP: 0.412, SLG: 0.606 | | | | | | | | | | 1 | 0 | 0 | 0 | 0 | 1 | 2 | | | | |
| Inning Stats | R: 0 E: 0 K: 3 S: 10 | H: 1 LOB: 1 BB: 0 P: 10 | R: 0 E: 0 K: 1 S: 6 | H: 1 LOB: 1 BB: 1 P: 10 | R: 1 E: 0 K: 0 S: 5 | H: 3 LOB: 2 BB: 1 P: 9 | R: 0 E: 0 K: 0 S: 4 | H: 1 LOB: 3 BB: 1 P: 10 | R: 0 E: 0 K: 0 S: 8 | H: 5 LOB: 2 BB: 0 P: 8 | R: 1 E: 0 K: 0 S: 4 | H: 1 LOB: 0 BB: 0 P: 4 | R: 0 E: 0 K: 1 S: 6 | H: 1 LOB: 1 BB: 0 P: 6 | R: 3 E: 0 K: 1 S: 8 | H: 3 LOB: 2 BB: 2 P: 16 | | 1B: 10 2B: 5 3B: 0 HR: 1 | SF: 0 SAC: 1 DP: 1 HBP: 1 | WP: 1 PB: 0 SB: 0 CS: 0 |
| PITCHER | IP WLS BF H R ER SO BB IBB HBP BLK WP HR S P ERA WHIP | | | | | | | | | | | | | | | | | | | |
| 19 Scott Kazmir, L ERA: 6.48 | 3.0 L 15 5 1 0 0 0 2 0 0 0 0 0 21 29 3.00 2.333 | | | | | | | | | | | | | | | | | | | |
| 54 Chad Orvella, R ERA: 0.87 | 1.0 6 1 0 0 0 1 0 1 0 0 0 0 4 10 0.00 2.000 | | | | | | | | | | | | | | | | | | | |
| Brian Stokes, R ERA: 4.63 | 1.0 8 5 4 4 0 0 0 0 0 0 0 0 8 8 36.00 5.000 | | | | | | | | | | | | | | | | | | | |
| 45 Ruddy Lugo, R ERA: 4.5 | 1.0 4 1 1 1 0 0 0 0 0 0 0 1 4 4 9.00 1.000 | | | | | | | | | | | | | | | | | | | |
| 37 Seth McClung, R ERA: 11.57 | 2.0 12 4 3 3 2 2 0 0 0 0 0 0 14 22 13.50 3.000 | | | | | | | | | | | | | | | | | | | |

| Batter | 1 | 2 | 3 | 4 | 5 | 6 | 7 | 8 | 9 | AB | R | H | RBI | BB | SO | LOB | TOP | | | | | | | | | | |
|---|-------------------------------|----------------------------------|-------------------------------|----------------------------------|------------------------------|----------------------------------|-------------------------------|----------------------------------|------------------------------|----------------------------------|------------------------------|----------------------------------|-------------------------------|----------------------------------|------------------------------|---------------------------------|---|----------------------------------|----------------------------------|------------------------------------|----------------------------------|--------|--|--|--|--|--|
| 23 Julio Lugo, R OBP: 0.364, SLG: 0.344 13 Alex Cora, L OBP: 0.321, SLG: 0.288 | P2 | | K | | 20 HR 1B | | 1-3 2-H 1B | | F7 | 3 | 1 | 1 | 0 | 0 | 1 | 0 | Boston Red Sox @ Philadelphia Phillies Citizens Bank Park, Philadelphia, PA Fri Mar 30 2007, 7:05 PM EDT Att: 25,786 - Clear - 60 F | | | | | | | | | | |
| 20 Kevin Youkilis, R OBP: 0.500, SLG: 0.600 12 Eric Hinske, L OBP: 0.313, SLG: 0.366 | F8 | | K | | HR | | IBB | | F7 | 3 | 1 | 1 | 2 | 0 | 1 | 0 | | | | | | | | | | | |
| 34 David Ortiz, L OBP: 0.279, SLG: 0.327 Wily Mo Peña, R OBP: 0.273, SLG: 0.294 | K | | P5 | | G4-3 | | K | | | 3 | 0 | 0 | 0 | 0 | 1 | 0 | | | | | | | | | | | |
| Manny Ramirez, R OBP: 0.459, SLG: 0.455 76 Bobby Scales, S OBP: 0.324, SLG: 0.382 | | HR | | K | | K | F7 | | | 3 | 1 | 1 | 1 | 0 | 2 | 0 | | | | | | | | | | | |
| 7 J.D. Drew, L OBP: 0.383, SLG: 0.581 11 Joe Mauer, R OBP: 0.300, SLG: 0.311 | | G6-3 | | HR | | P3 | | F8 | | 2 | 1 | 1 | 1 | 0 | 0 | 0 | | | | | | | | | | | |
| 25 Mike Lowell, R OBP: 0.212, SLG: 0.295 81 Chad Spann, R OBP: 0.333, SLG: 0.263 | | G3 | | G5-3 | | K | | P5 | | 3 | 0 | 0 | 0 | 0 | 1 | 0 | | | | | | | | | | | |
| Jason Varitek, S OBP: 0.214 77 Ed Rogers, R OBP: 0.435, SLG: 0.571 | | 1B | | K2-3 | | | 13 1B 1B | G5-3 | | 3 | 0 | 2 | 0 | 0 | 1 | 0 | | | | | | | | | | | |
| Coco Crisp, S OBP: 0.294, SLG: 0.326 Brandon Moss, L OBP: 0.424, SLG: 0.481 | | P6 | | | G5-3 | | 13 1B 1-2 1B | | P6 | 3 | 0 | 1 | 0 | 0 | 0 | 1 | | | | | | | | | | | |
| 15 Dustin Pedroia, R OBP: 0.324, SLG: 0.317 George Kottaras, L | | | | HR | G1-3 | | F9 | | BB | 3 | 1 | 1 | 1 | 0 | 0 | 2 | | | | | | | | | | | |
| | | | | | | | | | | 0 | 0 | 0 | 0 | 1 | 0 | 0 | | | | | | | | | | | |
| Inning Stats | R: 0 E: 0 K: 1 S: 12 | H: 0 LOB: 0 BB: 0 P: 20 | R: 1 E: 0 K: 0 S: 14 | H: 2 LOB: 1 BB: 0 P: 22 | R: 1 E: 0 K: 2 S: 8 | H: 1 LOB: 0 BB: 0 P: 12 | R: 1 E: 0 K: 2 S: 11 | H: 1 LOB: 0 BB: 0 P: 17 | R: 2 E: 0 K: 0 S: 9 | H: 2 LOB: 0 BB: 0 P: 14 | R: 0 E: 0 K: 2 S: 7 | H: 0 LOB: 0 BB: 0 P: 10 | R: 1 E: 0 K: 1 S: 12 | H: 3 LOB: 3 BB: 1 P: 23 | R: 0 E: 0 K: 0 S: 5 | H: 0 LOB: 0 BB: 0 P: 5 | R: 0 E: 0 K: 0 S: 6 | H: 0 LOB: 1 BB: 1 P: 13 | 1B: 5 2B: 0 3B: 0 HR: 4 | SF: 0 SAC: 0 DP: 0 HBP: 0 | WP: 0 PB: 0 SB: 0 CS: 0 | PA: 38 | | | | | |
| PITCHER | IP | WLS | BF | H | R | ER | SO | BB | IBB | HBP | BLK | WP | HR | S | P | ERA | WHIP | | | | | | | | | | |
| 35 Cole Hamels, L ERA: 6.1 | 5.0 | L | 21 | 6 | 5 | 5 | 5 | 0 | 0 | 0 | 0 | 0 | 4 | 54 | 85 | 9.00 | 1.200 | | | | | | | | | | |
| 67 Joe Bisenius, R ERA: 1.5 | 1.0 | | 3 | 0 | 0 | 0 | 2 | 0 | 0 | 0 | 0 | 0 | 0 | 7 | 10 | 0.00 | 0.000 | | | | | | | | | | |
| 55 Clay Condrey, R ERA: 5.27 | 1.0 | | 7 | 3 | 1 | 1 | 1 | 0 | 1 | 0 | 0 | 0 | 0 | 12 | 23 | 9.00 | 3.000 | | | | | | | | | | |
| 63 Ryan Madson, R ERA: 1.69 | 1.0 | | 3 | 0 | 0 | 0 | 0 | 0 | 0 | 0 | 0 | 0 | 0 | 5 | 5 | 0.00 | 0.000 | | | | | | | | | | |
| 45 Tom Gordon, R ERA: 1.04 | 1.0 | | 4 | 0 | 0 | 0 | 0 | 1 | 0 | 0 | 0 | 0 | 0 | 6 | 13 | 0.00 | 1.000 | | | | | | | | | | |

| Batter | 1 | 2 | 3 | 4 | 5 | 6 | 7 | 8 | 9 | AB | R | H | RBI | BB | SO | LOB | BOTTOM | | | | | | | | | | |
|--|------------------------------|---------------------------------|-------------------------------|----------------------------------|------------------------------|----------------------------------|------------------------------|---------------------------------|------------------------------|-----------------------------------|------------------------------------|----------------------------------|------------------------------|----------------------------------|-------------------------------|----------------------------------|---|----------------------------------|-----------------------------------|------------------------------------|----------------------------------|--------|--|--|--|--|--|
| 11 Jimmy Rollins, S OBP: 0.488, SLG: 0.450 Abraham Nunez, S OBP: 0.417, SLG: 0.356 | 19 G3-6-1 1B | | F8 | | G4-3 | | | | 19 73 1B BB | 3 | 0 | 1 | 0 | 0 | 0 | 0 | Boston Red Sox @ Philadelphia Phillies Citizens Bank Park, Philadelphia, PA Fri Mar 30 2007, 7:05 PM EDT Att: 25,786 - Clear - 60 F | | | | | | | | | | |
| 19 Greg Dobbs, L OBP: 0.403, SLG: 0.631 | G3-6-1 | | | K | | F8 | | F8 | | 5 | 0 | 1 | 2 | 0 | 1 | 3 | | | | | | | | | | | |
| 26 Chase Utley, L OBP: 0.425, SLG: 0.738 73 Brent Abernathy, R OBP: 0.300, SLG: 0.298 | F7 | | | G4-5-3 1B | | BB | | K | | 2 | 0 | 1 | 0 | 1 | 0 | 0 | | | | | | | | | | | |
| 6 Ryan Howard, L OBP: 0.311, SLG: 0.431 Carlos Leon, S | | 1B G4-6-3 2B | | G4-5-3 | | G3 | | G4-3 | | 3 | 1 | 1 | 0 | 0 | 0 | 2 | | | | | | | | | | | |
| 9 Michael Bourn, L OBP: 0.338, SLG: 0.403 | | 1B G4-6-3 2B | | | | G3 | | | | 1 | 0 | 0 | 0 | 0 | 2 | 2 | | | | | | | | | | | |
| Pat Burrell, R OBP: 0.338, SLG: 0.491 28 Jayson Werth, R OBP: 0.370, SLG: 0.413 | | F9 | | | F9 | | P3 | | K | 3 | 0 | 1 | 0 | 0 | 0 | 0 | | | | | | | | | | | |
| Wes Helms, R OBP: 0.417, SLG: 0.585 | | G4-6-3 | | | 60 1B | | BB | | | 3 | 1 | 2 | 0 | 1 | 0 | 1 | | | | | | | | | | | |
| Aaron Rowand, R OBP: 0.247, SLG: 0.290 | | G6-3 | | | K | | K | | F9 | 4 | 0 | 0 | 0 | 0 | 2 | 3 | | | | | | | | | | | |
| 60 Ronald Colloway, L OBP: 0.425, SLG: 0.590 | | | | G1-3 | | | | | 51 1B 1B | 4 | 1 | 2 | 0 | 0 | 0 | 1 | | | | | | | | | | | |
| 51 Carlos Ruiz, R OBP: 0.316, SLG: 0.324 | | | | G5-3 | | | | | E8 19 1B 1B | 4 | 1 | 2 | 1 | 0 | 0 | 2 | | | | | | | | | | | |
| | | | | | | | | | | 1B: 12 2B: 1 3B: 0 HR: 0 | SF: 0 SAC: 0 DP: 3 HBP: 0 | WP: 0 PB: 0 SB: 0 CS: 0 | PA: 40 | | | | | | | | | | | | | | |
| Inning Stats | R: 0 E: 0 K: 0 S: 6 | H: 1 LOB: 0 BB: 0 P: 8 | R: 1 E: 0 K: 0 S: 12 | H: 2 LOB: 0 BB: 0 P: 17 | R: 0 E: 0 K: 0 S: 9 | H: 0 LOB: 0 BB: 0 P: 16 | R: 0 E: 0 K: 1 S: 5 | H: 1 LOB: 0 BB: 0 P: 7 | R: 0 E: 0 K: 1 S: 9 | H: 2 LOB: 2 BB: 0 P: 14 | R: 0 E: 0 K: 0 S: 10 | H: 0 LOB: 1 BB: 1 P: 19 | R: 0 E: 1 K: 1 S: 6 | H: 0 LOB: 1 BB: 1 P: 13 | R: 0 E: 1 K: 1 S: 11 | H: 2 LOB: 2 BB: 0 P: 13 | R: 4 E: 1 K: 2 S: 18 | H: 5 LOB: 2 BB: 1 P: 29 | 1B: 12 2B: 1 3B: 0 HR: 0 | SF: 0 SAC: 0 DP: 3 HBP: 0 | WP: 0 PB: 0 SB: 0 CS: 0 | PA: 40 | | | | | |
| PITCHER | IP | WLS | BF | H | R | ER | SO | BB | IBB | HBP | BLK | WP | HR | S | P | ERA | WHIP | | | | | | | | | | |
| 51 Julian Tavarez, R ERA: 2.95 | 5.2 | W | 20 | 6 | 1 | 1 | 2 | 0 | 0 | 0 | 0 | 0 | 0 | 45 | 70 | 1.59 | 1.059 | | | | | | | | | | |
| J.C. Romero, L ERA: 4.91 | 0.1 | | 2 | 0 | 0 | 0 | 0 | 1 | 0 | 0 | 0 | 0 | 0 | 6 | 11 | 0.00 | 3.000 | | | | | | | | | | |
| 39 Kyle Snyder, R ERA: 4.73 | 2.2 | | 15 | 5 | 4 | 4 | 3 | 2 | 0 | 0 | 0 | 0 | 0 | 30 | 48 | 13.50 | 2.625 | | | | | | | | | | |
| 63 Travis Hughes, R ERA: | 0.1 | S | 3 | 2 | 0 | 0 | 1 | 0 | 0 | 0 | 0 | 0 | 0 | 5 | 7 | 0.00 | 6.000 | | | | | | | | | | |



| Batter | 1 | 2 | 3 | 4 | 5 | 6 | 7 | 8 | 9 | AB | R | H | RBI | BB | SO | LOB | TOP | | | | | | | | | | | | | | | | | |
|---|---|---|-------------------------------|----------------------------------|-------------------------------|----------------------------------|-------------------------------|----------------------------------|-------------------------------|----------------------------------|------------------------------|----------------------------------|------------------------------|---------------------------------|------------------------------|----------------------------------|---|---|---|----------------------------------|------------------------------------|----------------------------------|--------|--|--|--|--|--|--|--|--|--|--|--|
| 23 Julio Lugo, R OBP: 0.368, SLG: 0.349 13 Alex Cora, L OBP: 0.305, SLG: 0.273 | F8 | | | G1-3 | | F7 | | | K2-3 | 2 | 0 | 1 | 0 | 0 | 0 | 0 | Boston Red Sox @ Philadelphia Phillies Citizens Bank Park, Philadelphia, PA Sat Mar 31 2007, 1:05 PM EDT Att: 39,118 - Partly Cloudy - 54 F livebaseballscorecards.com | | | | | | | | | | | | | | | | | |
| 20 Kevin Youkilis, R OBP: 0.496, SLG: 0.579 12 Eric Hinske, L OBP: 0.314, SLG: 0.349 | L8 | | | 11 BB | | F8 | | | G3 | 2 | 0 | 0 | 0 | 0 | 0 | 2 | | | | | | | | | | | | | | | | | | |
| 34 David Ortiz, L OBP: 0.392, SLG: 0.396 Brandon Moss, L OBP: 0.389, SLG: 0.433 | HR | | | 7 BB 25 BB 1 BB | | F9 | | | K | 1 | 1 | 1 | 1 | 1 | 0 | 0 | | | | | | | | | | | | | | | | | | |
| Manny Ramirez, R OBP: 0.460, SLG: 0.444 11 Joe Mauer, R OBP: 0.306, SLG: 0.319 | K | | | 25 BB 7 BB 1 BB | | | | | P6 | 1 | 0 | 0 | 0 | 1 | 1 | 0 | | | | | | | | | | | | | | | | | | |
| 7 J.D. Drew, L OBP: 0.408, SLG: 0.600 Wily Mo Peña, R OBP: 0.263, SLG: 0.283 | | | | 1 BB | | F7 | | | G5-3 | 2 | 2 | 0 | 2 | 0 | 0 | 0 | | | | | | | | | | | | | | | | | | |
| 25 Mike Lowell, R OBP: 0.217, SLG: 0.297 81 Chad Spann, R OBP: 0.316, SLG: 0.250 | | | | 1 BB | | | | | F7 | 3 | 0 | 1 | 1 | 0 | 0 | 1 | | | | | | | | | | | | | | | | | | |
| Jason Varitek, S OBP: 0.295 George Kottaras, L OBP: 0.389, SLG: 0.333 | | | | 1 BB | | | | | G4-3 | 2 | 2 | 1 | 1 | 0 | 1 | 3 | | | | | | | | | | | | | | | | | | |
| Coco Crisp, S OBP: 0.321, SLG: 0.354 76 Bobby Scyles, S OBP: 0.306, SLG: 0.361 | | | | 15 BB | | | | | G4-3 | 2 | 2 | 2 | 2 | 0 | 0 | 0 | | | | | | | | | | | | | | | | | | |
| 15 Dustin Pedroia, R OBP: 0.329, SLG: 0.323 77 Ed Rogers, R OBP: 0.400, SLG: 0.522 | | | | 15 BB | | | | | G4-3 | 2 | 2 | 0 | 0 | 0 | 1 | 0 | | | | | | | | | | | | | | | | | | |
| | | | | 23 BB | | | | | P5 | 3 | 2 | 0 | 1 | 2 | 0 | 0 | | 2 | | | | | | | | | | | | | | | | |
| | | | | 1 BB | | | | | | | 2 | 0 | 0 | 0 | 0 | 0 | | | | | | | | | | | | | | | | | | |
| Inning Stats | R: 1 E: 0 K: 1 S: 10 | H: 1 LOB: 0 BB: 0 P: 16 | R: 2 E: 0 K: 0 S: 17 | H: 4 LOB: 2 BB: 0 P: 25 | R: 3 E: 0 K: 1 S: 15 | H: 3 LOB: 2 BB: 1 P: 28 | R: 0 E: 0 K: 0 S: 10 | H: 1 LOB: 2 BB: 1 P: 19 | R: 1 E: 0 K: 1 S: 13 | H: 1 LOB: 0 BB: 0 P: 18 | R: 0 E: 0 K: 0 S: 8 | H: 0 LOB: 0 BB: 0 P: 13 | R: 0 E: 0 K: 0 S: 5 | H: 0 LOB: 0 BB: 0 P: 9 | R: 0 E: 0 K: 0 S: 7 | H: 0 LOB: 0 BB: 0 P: 10 | | R: 0 E: 0 K: 2 S: 11 | H: 0 LOB: 0 BB: 0 P: 15 | 1B: 8 2B: 0 3B: 0 HR: 2 | SF: 0 SAC: 0 DP: 1 HBP: 1 | WP: 0 PB: 0 SB: 1 CS: 0 | PA: 39 | | | | | | | | | | | |
| PITCHER | IP WLS BF H R ER SO BB IBB HBP BLK WP HR S P ERA WHIP | 23 Adam Eaton, R (1, 1) 3.0 L 18 8 6 6 2 2 2 0 1 0 0 0 1 42 69 18.00 3.333 69 Julio De La Cruz, R (4, 1) 1.0 5 1 0 0 0 1 0 0 0 0 0 0 10 19 0.00 2.000 Antonio Alfonseca, R (5, 1) 1.0 4 1 1 1 1 0 0 0 0 0 0 1 13 18 9.00 1.000 40 Matt Smith, L (6, 1) 1.0 3 0 0 0 1 0 0 0 0 0 0 8 13 0.00 0.000 Geoff Geary, R (7, 1) 1.0 3 0 0 0 0 0 0 0 0 0 0 5 9 0.00 0.000 | | | | | | | | | | | | | | | | IP WLS BF H R ER SO BB IBB HBP BLK WP HR S P ERA WHIP | 71 Kyle Kendrick, R (8, 1) 2.0 6 0 0 0 2 0 0 0 0 0 0 0 18 25 0.00 0.000 | | | | | | | | | | | | | | | |

| Batter | 1 | 2 | 3 | 4 | 5 | 6 | 7 | 8 | 9 | AB | R | H | RBI | BB | SO | LOB | BOTTOM | | | | | | | | | | | | | | | | | |
|--|---|--|-------------------------------|----------------------------------|-------------------------------|----------------------------------|------------------------------|----------------------------------|-------------------------------|----------------------------------|------------------------------|----------------------------------|------------------------------|----------------------------------|------------------------------|----------------------------------|---|---|---|------------------------------------|----------------------------------|--------|--|--|--|--|--|--|--|--|--|--|--|--|
| 11 Jimmy Rollins, S OBP: 0.480, SLG: 0.435 19 Greg Dobbs, L OBP: 0.405, SLG: 0.672 | F8 BB | | | | G5-3 | | | | L1 | 2 | 0 | 0 | 0 | 1 | 1 | 1 | Boston Red Sox @ Philadelphia Phillies Citizens Bank Park, Philadelphia, PA Sat Mar 31 2007, 1:05 PM EDT Att: 39,118 - Partly Cloudy - 54 F livebaseballscorecards.com | | | | | | | | | | | | | | | | | |
| Aaron Rowand, R OBP: 0.253, SLG: 0.286 9 Michael Bourn, L OBP: 0.324, SLG: 0.385 | | | | | K | | | | G3-1 | 1 | 0 | 0 | 0 | 1 | 1 | 0 | | | | | | | | | | | | | | | | | | |
| 26 Chase Utley, L OBP: 0.434, SLG: 0.727 73 Brent Abernathy, R OBP: 0.294, SLG: 0.292 | | | | | K | | | | G1-3 | 1 | 1 | 0 | 0 | 2 | 1 | 2 | | | | | | | | | | | | | | | | | | |
| 6 Ryan Howard, L OBP: 0.299, SLG: 0.412 Carlos Leon, S | F8 | | | | HR BB | | | | G6-3 | 3 | 0 | 0 | 0 | 0 | 1 | 4 | | | | | | | | | | | | | | | | | | |
| Pat Burrell, R OBP: 0.343, SLG: 0.542 28 Jayson Werth, R OBP: 0.357, SLG: 0.396 | P3 | | | | HR | | | | P4 | 2 | 1 | 1 | 2 | 0 | 0 | 2 | | | | | | | | | | | | | | | | | | |
| Wes Helms, R OBP: 0.408, SLG: 0.565 | | | | | K | | | | P2 | 2 | 0 | 0 | 0 | 0 | 0 | 1 | | | | | | | | | | | | | | | | | | |
| 60 Ronald Colloway, L OBP: 0.432, SLG: 0.571 | | | | | K | | | | G4-3 | 4 | 0 | 1 | 0 | 0 | 2 | 0 | | | | | | | | | | | | | | | | | | |
| Abraham Nunez, S OBP: 0.408, SLG: 0.365 | | | | | G3-1 | | | | G4-6-3 | 3 | 1 | 1 | 0 | 1 | 0 | 2 | | | | | | | | | | | | | | | | | | |
| 2 Rod Barajas, R OBP: 0.333, SLG: 0.455 51 Carlos Ruiz, R OBP: 0.333, SLG: 0.429 | | | | | K | | | | G5-3 | 4 | 0 | 1 | 1 | 0 | 1 | 1 | | | | | | | | | | | | | | | | | | |
| | | | | | 2B | | | | F9 | 3 | 0 | 0 | 0 | 0 | 0 | 1 | | | | | | | | | | | | | | | | | | |
| | | | | | P5 | | | | F9 | 1 | 1 | 1 | 1 | 0 | 0 | 0 | | | | | | | | | | | | | | | | | | |
| | | | | | | | | | HR | | | | | | | | | | | | | | | | | | | | | | | | | |
| Inning Stats | R: 0 E: 0 K: 1 S: 14 | H: 0 LOB: 2 BB: 2 P: 26 | R: 1 E: 0 K: 2 S: 12 | H: 1 LOB: 1 BB: 1 P: 20 | R: 2 E: 0 K: 3 S: 16 | H: 1 LOB: 0 BB: 1 P: 24 | R: 0 E: 0 K: 1 S: 9 | H: 0 LOB: 0 BB: 0 P: 12 | R: 0 E: 0 K: 1 S: 10 | H: 0 LOB: 1 BB: 1 P: 18 | R: 0 E: 0 K: 0 S: 9 | H: 1 LOB: 1 BB: 0 P: 15 | R: 1 E: 0 K: 0 S: 8 | H: 1 LOB: 0 BB: 0 P: 11 | R: 0 E: 0 K: 0 S: 6 | H: 1 LOB: 1 BB: 1 P: 13 | R: 1 E: 0 K: 0 S: 8 | H: 1 LOB: 0 BB: 0 P: 13 | 1B: 2 2B: 1 3B: 0 HR: 3 | SF: 0 SAC: 0 DP: 1 HBP: 0 | WP: 0 PB: 0 SB: 1 CS: 0 | PA: 38 | | | | | | | | | | | | |
| PITCHER | IP WLS BF H R ER SO BB IBB HBP BLK WP HR S P ERA WHIP | 18 Daisuke Matsuzaka, R (1, 1) 4.0 W 18 2 3 3 7 4 0 0 0 0 0 0 0 10 18 6.75 1.500 48 Javier Lopez, L (5, 1) 1.0 4 0 0 0 1 1 0 0 0 0 0 0 9 15 0.00 1.000 53 Brendan Donnelly, R (6, 1) 1.0 4 1 0 0 0 0 0 0 0 0 0 0 8 11 0.00 1.000 37 Hideki Okajima, L (7, 1) 1.0 4 1 1 1 0 0 0 0 0 0 0 1 8 11 9.00 1.000 90 Mike James, R (8, 1) 1.0 H 4 1 0 0 0 1 0 0 0 0 0 0 6 13 0.00 2.000 | | | | | | | | | | | | | | | | IP WLS BF H R ER SO BB IBB HBP BLK WP HR S P ERA WHIP | 36 Joel Pineiro, R (9, 1) 1.0 S 4 1 1 1 0 0 0 0 0 0 0 0 1 8 13 9.00 1.000 | | | | | | | | | | | | | | | |



| Batter | 1 | 2 | 3 | 4 | 5 | 6 | 7 | 8 | 9 | 10 | 11 | AB | R | H | RBI | BB | SO | LOB | TOP | | | | | | |
|--|------------------------------------|----------------------------------|------------------------------------|--------------------------------------|-------------------------------|----------------------------------|-------------------------------|----------------------------------|------------------------------|----------------------------------|-------------------------------|----------------------------------|------------------------------|----------------------------------|------------------------------|----------------------------------|-------------------------------|----------------------------------|-------------------------------|----------------------------------|----------------------------------|------------------------------------|----------------------------------|--------|--|
| 2 Kelly Johnson, L (1,4) | F7 | | P6 | | | G3 | | BB | | G4-3 | G5-3 | 5 | 0 | 0 | 0 | 1 | 0 | 1 | | | | | | | |
| 11 Edgar Renteria, R (1,6) OBP: 0.400, SLG: 1.000 | FC5-4 10 BB 1B | | P3 | | | K | | F8 | | 10 WP 1B | | 5 | 0 | 2 | 0 | 0 | 1 | 1 | | | | | | | |
| 10 Chipper Jones, S (1,5) OBP: 0.600, SLG: 0.200 | FC5-4 BB | | K | | | F8 | | FC6-4 BB | | | IBB | 2 | 0 | 0 | 0 | 3 | 1 | 0 | | | | | | | |
| Andruw Jones, R (1,8) OBP: 0.100, SLG: 0.100 | FC5-4 FC5-4 | | K | | | G1-3 16 BB 1B | | FC6-4 | | K | | 5 | 0 | 1 | 0 | 0 | 2 | 6 | | | | | | | |
| 7 Jeff Francoeur, R (1,9) OBP: 0.222, SLG: 0.333 | FC5-4 | | K | | | K | | | | P5 | | 5 | 1 | 2 | 0 | 0 | 1 | 5 | | | | | | | |
| 16 Brian McCann, L (1,2) OBP: 0.550, SLG: 1.333 | | G4-3 | | G4-6-3 | | | | | | | | 5 | 1 | 2 | 2 | 0 | 0 | 1 | | | | | | | |
| Craig Wilson, R (1,3) Scott Thorman, L (9, PH) OBP: 0.167, SLG: 0.667 | | K | | | | G5-3 | | G1-3 | | F8 | | 3 | 0 | 0 | 0 | 0 | 1 | 2 | | | | | | | |
| 23 Matt Diaz, R (1,7) 39 Rafael Soriano, R (8, PH) 54 Chad Paronto, R (10, PH) 49 Macey McBride, L (10, PH) 4 Steve Cley, L (11, PH) 28 Bob Wickman, R (11, PH) | | E5 | | | | K | | G5-3 | | | | 4 | 0 | 1 | 0 | 0 | 1 | 2 | | | | | | | |
| 15 Tim Hudson, R (1,1) Chris Woodward, R (8, PH) 51 Michael Gonzalez, R (8, PH) Ryan Langerhans, L (9, PH) OBP: 0.167, SLG: 0.167 | | K | | | | K | | L5 | | G3-6-3 1B | | 2 | 0 | 0 | 0 | 0 | 2 | 1 | | | | | | | |
| Inning Stats | R: 0 E: 0 K: 0 S: 10 | H: 1 LOB: 2 BB: 1 P: 17 | R: 0 E: 1 K: 2 S: 12 | H: 0 LOB: 1 BB: 0 P: 20 | R: 0 E: 0 K: 1 S: 11 | H: 0 LOB: 0 BB: 0 P: 14 | R: 0 E: 0 K: 1 S: 11 | H: 1 LOB: 0 BB: 0 P: 14 | R: 0 E: 0 K: 2 S: 9 | H: 0 LOB: 0 BB: 0 P: 12 | R: 0 E: 0 K: 1 S: 16 | H: 2 LOB: 2 BB: 2 P: 22 | R: 0 E: 0 K: 0 S: 9 | H: 0 LOB: 2 BB: 2 P: 22 | R: 2 E: 0 K: 0 S: 9 | H: 3 LOB: 0 BB: 0 P: 12 | R: 0 E: 0 K: 1 S: 10 | H: 1 LOB: 2 BB: 1 P: 16 | R: 1 E: 0 K: 1 S: 13 | H: 2 LOB: 1 BB: 0 P: 16 | 1B: 7 2B: 1 3B: 0 HR: 2 | SF: 0 SAC: 0 DP: 2 HBP: 0 | WP: 1 PB: 0 SB: 0 CS: 0 | PA: 46 | |
| PITCHER | IP 7.0 | WLS 0 | BF 26 | H 4 | R 0 | ER 0 | SO 8 | BB 1 | IBB 0 | HBP 0 | BLK 0 | WP 0 | HR 0 | S 78 | P 110 | ERA 0.00 | WHIP 0.714 | | | | | | | | |
| 35 Cole Hamels, L (1,1) ERA: 1.29 | 40 Matt Smith, L (8,1) ERA: 4.5 | Geoff Geary, R (8,1) ERA: 4.5 | 45 Tom Gordon, R (9,1) ERA: 9.0 | 63 Ryan Madson, R (10,1) ERA: 9.0 | | | | | | | | | | | | | | | | | | | | | |

Atlanta Braves @ Philadelphia Phillies
Citizens Bank Park, Philadelphia, PA
Wed Apr 04 2007, 7:05 PM EDT
Att: 41,516 - Drizzle - 45 F

livebaseballscores.com

AB 42
R 3
H 10
RBI 3
BB 4
SO 10
LOB 21

Braves

| Batter | 1 | 2 | 3 | 4 | 5 | 6 | 7 | 8 | 9 | 10 | 11 | AB | R | H | RBI | BB | SO | LOB | BOTTOM | | | | | | |
|---|--|--|---------------------------------------|--|------------------------------|----------------------------------|------------------------------|----------------------------------|------------------------------|----------------------------------|------------------------------|----------------------------------|------------------------------|----------------------------------|-------------------------------|----------------------------------|----------------------------------|------------------------------------|----------------------------------|--------|--|--|--|--|--|
| 11 Jimmy Rollins, S (1,6) OBP: 0.500, SLG: 0.857 | G4-3 | | PO BB | | | F8 | | BB | | G1-3 IBB | | 2 | 1 | 0 | 0 | 3 | 0 | 0 | | | | | | | |
| 8 Shane Victorino, S (1,9) OBP: 0.300, SLG: 0.444 | HBP | | PO | | G4-3 | K | | CS 2B | | G1-3 | | 4 | 0 | 1 | 1 | 0 | 1 | 2 | | | | | | | |
| 6 Ryan Howard, L (1,3) OBP: 0.500, SLG: 0.286 | F7 | | | | G6-3 | | | 2B | | G4-3 | | 3 | 0 | 0 | 0 | 2 | 0 | 3 | | | | | | | |
| 26 Chase Utley, L (1,4) OBP: 0.300, SLG: 0.333 | F9 | | | | | L9 | | BB | | | | 4 | 0 | 1 | 0 | 1 | 0 | 2 | | | | | | | |
| Pat Burrell, R (1,7) OBP: 0.375, SLG: 0.286 | | | | | | | | | | | | 3 | 0 | 1 | 0 | 0 | 1 | 1 | | | | | | | |
| 9 Michael Bourn, L (8,7) OBP: 0.500, SLG: 1.250 | K | | | | F8 | | | | | G3 | | 2 | 0 | 0 | 0 | 0 | 0 | 0 | | | | | | | |
| Wes Helms, R (1,5) 40 Matt Smith, L (8,1) Geoff Geary, R (8,1) 45 Tom Gordon, R (9,1) 19 Greg Dobbs, L (8, PH) 63 Ryan Madson, L (10, PH) 28 Jayson Werth, R (11, PH) | | G6-3 | | | | K | | | | F9 | | 3 | 0 | 0 | 0 | 0 | 1 | 1 | | | | | | | |
| Aaron Rowand, R (1,8) OBP: 0.400, SLG: 0.250 | | G6-3 | | | | G5-3 | | | | | | 4 | 0 | 0 | 0 | 1 | 2 | 1 | | | | | | | |
| 51 Carlos Ruiz, R (1,2) OBP: 0.500, SLG: 1.250 | | | | | | K | | | | | | 4 | 1 | 2 | 1 | 0 | 2 | 1 | | | | | | | |
| 35 Cole Hamels, L (1,1) Abraham Nunez, S (8,5) | | | | | | G4-3 | | | | G3 | | 2 | 0 | 0 | 0 | 0 | 0 | 0 | | | | | | | |
| Inning Stats | R: 0 E: 0 K: 0 S: 8 | H: 0 LOB: 1 BB: 0 P: 13 | R: 0 E: 0 K: 1 S: 11 | H: 0 LOB: 0 BB: 0 P: 15 | R: 0 E: 0 K: 1 S: 6 | H: 0 LOB: 0 BB: 1 P: 15 | R: 0 E: 0 K: 0 S: 5 | H: 0 LOB: 1 BB: 1 P: 11 | R: 1 E: 0 K: 1 S: 7 | H: 1 LOB: 2 BB: 2 P: 22 | R: 0 E: 0 K: 1 S: 7 | H: 0 LOB: 0 BB: 0 P: 12 | R: 0 E: 0 K: 0 S: 8 | H: 1 LOB: 2 BB: 1 P: 14 | R: 0 E: 0 K: 1 S: 11 | H: 1 LOB: 1 BB: 0 P: 15 | 1B: 3 2B: 2 3B: 0 HR: 1 | SF: 0 SAC: 1 DP: 1 HBP: 1 | WP: 0 PB: 0 SB: 2 CS: 1 | PA: 44 | | | | | |
| PITCHER | IP 7.0 | WLS 5 | BF 26 | H 2 | R 1 | ER 1 | SO 5 | BB 4 | IBB 0 | HBP 0 | BLK 0 | WP 0 | HR 1 | S 53 | P 92 | ERA 1.29 | WHIP 0.857 | | | | | | | | |
| 15 Tim Hudson, R (1,1) ERA: 1.29 | 51 Michael Gonzalez, L (8,1) ERA: 4.5 | 39 Rafael Soriano, R (9,1) ERA: 4.5 | 54 Chad Paronto, R (10,1) ERA: 4.5 | 49 Macey McBride, L (10,1) ERA: 4.5 | | | | | | | | | | | | | | | | | | | | | |

Atlanta Braves @ Philadelphia Phillies
Citizens Bank Park, Philadelphia, PA
Wed Apr 04 2007, 7:05 PM EDT
Att: 41,516 - Drizzle - 45 F

livebaseballscores.com

AB 34
R 2
H 6
RBI 2
BB 7
SO 7
LOB 11

Phillies

| Batter | 1 | 2 | 3 | 4 | 5 | 6 | 7 | 8 | 9 | AB | R | H | RBI | BB | SO | LOB | TOP | | | | | | | | | | | |
|--|-------------------------------|----------------------------------|-------------------------------|----------------------------------|------------------------------|----------------------------------|-------------------------------|----------------------------------|------------------------------|----------------------------------|------------------------------|----------------------------------|-------------------------------|----------------------------------|------------------------------|----------------------------------|--|----------------------------------|----------------------------------|------------------------------------|----------------------------------|--------|--|--|--|--|--|--|
| 11 Jimmy Rollins, S OBP: 0.450, SLG: 0.750 | G4-3 | | F8 | 1-H HR | | L9-6 | | G4-6-3 | | 5 | 1 | 1 | 2 | 0 | 0 | 2 | Philadelphia Phillies @ Florida Marlins Dolphin Stadium, Miami, FL Fri Apr 06 2007, 7:05 PM EDT Att: 40,397 - Partly Cloudy - 79 F | | | | | | | | | | | |
| 8 Shane Victorino, S OBP: 0.438, SLG: 0.462 | K | | G3-1 | | | | 26 S HR | 6 6-3 BB | | 4 | 1 | 2 | 0 | 1 | 1 | 0 | | | | | | | | | | | | |
| 26 Chase Utley, L OBP: 0.350, SLG: 0.389 | K2-3 | | 6 BB 1B | F7 | | | K | F7 | | 4 | 1 | 0 | 0 | 0 | 2 | 3 | | | | | | | | | | | | |
| 6 Ryan Howard, L OBP: 0.450, SLG: 0.214 | | G4-3 | 1B | | | | HR | L6-3 | | 3 | 1 | 1 | 0 | 2 | 0 | 1 | | | | | | | | | | | | |
| Pat Burrell, R OBP: 0.471, SLG: 0.733 | | E5 | 1B | | | L5 | HR | IBB | | 4 | 2 | 2 | 4 | 0 | 0 | 1 | | | | | | | | | | | | |
| 9 Michael Bourn, L OBP: 0.333, SLG: 0.333 | | | 1-2 2-H 1B | | | | 1-H 2-H HR | | | 0 | 0 | 0 | 0 | 0 | 0 | 0 | | | | | | | | | | | | |
| 19 Greg Dobbs, L OBP: 0.143, SLG: 0.286 Antonio Alfonseca, R Geoff Geary, R | | 1-2 1-H 51 2B | G1-3 | | | F7 | F8 | | | 4 | 1 | 1 | 1 | 0 | 0 | 3 | | | | | | | | | | | | |
| Aaron Rowand, R OBP: 0.316, SLG: 0.235 | | | | K | | G5-3 | G5-3 | | | 4 | 0 | 0 | 0 | 0 | 2 | 2 | | | | | | | | | | | | |
| 51 Carlos Ruiz, R OBP: 0.417, SLG: 0.750 | | | | E3 | | 11 L9-6 SH1-4 1B | | K | | 4 | 1 | 2 | 1 | 0 | 1 | 0 | | | | | | | | | | | | |
| Jamie Moyer, L Abraham Nunez, S OBP: 0.500, SLG: 0.500 | | 2-3 K | | K | | SH1-4 | | 11 G4-6-3 1B | | 2 | 0 | 0 | 0 | 0 | 2 | 2 | | | | | | | | | | | | |
| Inning Stats | R: 0 E: 0 K: 2 S: 10 | H: 0 LOB: 0 BB: 0 P: 13 | R: 2 E: 1 K: 2 S: 15 | H: 2 LOB: 1 BB: 0 P: 20 | R: 1 E: 0 K: 0 S: 9 | H: 1 LOB: 2 BB: 1 P: 18 | R: 2 E: 1 K: 2 S: 17 | H: 2 LOB: 1 BB: 0 P: 21 | R: 0 E: 0 K: 0 S: 7 | H: 1 LOB: 0 BB: 0 P: 10 | R: 0 E: 0 K: 0 S: 8 | H: 1 LOB: 0 BB: 0 P: 12 | R: 3 E: 0 K: 1 S: 11 | H: 2 LOB: 0 BB: 1 P: 21 | R: 0 E: 0 K: 1 S: 7 | H: 1 LOB: 0 BB: 0 P: 11 | R: 0 E: 0 K: 0 S: 7 | H: 0 LOB: 0 BB: 1 P: 14 | 1B: 6 2B: 4 3B: 0 HR: 2 | SF: 0 SAC: 1 DP: 3 HBP: 1 | WP: 0 PB: 0 SB: 1 CS: 0 | PA: 40 | | | | | | |
| PITCHER | IP | WLS | BF | H | R | ER | SO | BB | IBB | HBP | BLK | WP | HR | S | P | ERA | WHIP | | | | | | | | | | | |
| 52 Sergio Mitre, R ERA: 1.8 | 5.0 | L | 25 | 6 | 5 | 1 | 6 | 1 | 0 | 1 | 0 | 0 | 0 | 1 | 58 | 82 | 1.80 | 1.400 | | | | | | | | | | |
| 47 Ricky Nolasco, R ERA: 20.25 | 1.1 | | 7 | 3 | 3 | 3 | 1 | 0 | 1 | 0 | 0 | 0 | 0 | 1 | 15 | 26 | 20.25 | 2.250 | | | | | | | | | | |
| 22 Matt Lindstrom, R ERA: | 0.2 | | 2 | 0 | 0 | 0 | 0 | 0 | 0 | 0 | 0 | 0 | 0 | 4 | 7 | 0.00 | 0.000 | | | | | | | | | | | |
| 48 Lee Gardner, R ERA: | 1.0 | | 3 | 1 | 0 | 0 | 1 | 0 | 0 | 0 | 0 | 0 | 0 | 7 | 11 | 0.00 | 1.000 | | | | | | | | | | | |
| Kevin Gregg, R ERA: 4.5 | 1.0 | | 3 | 0 | 0 | 0 | 0 | 1 | 0 | 0 | 0 | 0 | 0 | 7 | 14 | 0.00 | 1.000 | | | | | | | | | | | |

| Batter | 1 | 2 | 3 | 4 | 5 | 6 | 7 | 8 | 9 | AB | R | H | RBI | BB | SO | LOB | BOTTOM | | | | | | | | | | |
|---|------------------------------|----------------------------------|------------------------------|---------------------------------|------------------------------|----------------------------------|-------------------------------|----------------------------------|-------------------------------|----------------------------------|------------------------------|----------------------------------|------------------------------|----------------------------------|------------------------------|----------------------------------|--|-------------------------------|----------------------------------|----------------------------------|------------------------------------|----------------------------------|--------|--|--|--|--|
| 2 Hanley Ramirez, R OBP: 0.400, SLG: 0.737 | L9 | | HR | | P4 | | P4 | | F9 | 5 | 1 | 1 | 1 | 0 | 0 | 6 | Philadelphia Phillies @ Florida Marlins Dolphin Stadium, Miami, FL Fri Apr 06 2007, 7:05 PM EDT Att: 40,397 - Partly Cloudy - 79 F | | | | | | | | | | |
| 6 Dan Uggla, R OBP: 0.200, SLG: 0.294 | K | | L7 | | P6 | | | P4 | | 4 | 0 | 0 | 0 | 0 | 1 | 2 | | | | | | | | | | | |
| Miguel Cabrera, R OBP: 0.684, SLG: 1.143 | K | | | | F8 | | 17 G6-3 1B | G3 | | 4 | 0 | 1 | 0 | 0 | 1 | 0 | | | | | | | | | | | |
| 14 Josh Willingham, R OBP: 0.278, SLG: 0.353 | | P3 | | K | | L9 | | | 4-2 BB | 3 | 0 | 0 | 0 | 1 | 1 | 1 | | | | | | | | | | | |
| 17 Mike Jacobs, L OBP: 0.444, SLG: 0.706 | | 3B | | | 1B | | G6-3 | F8 | | 4 | 1 | 2 | 0 | 0 | 0 | 2 | | | | | | | | | | | |
| 12 Cody Ross, R OBP: 0.250, SLG: 0.571 | | G1 | | | G4-3 | | | | 4-2 20 BB | 3 | 0 | 0 | 0 | 1 | 0 | 2 | | | | | | | | | | | |
| Miguel Olivo, R ERA: 2.7 20 Matt Treanor, R OBP: 1.000, SLG: 1.000 | | | | | | | 7 1B 7 S | | 1-2 BB | 2 | 0 | 2 | 1 | 0 | 0 | 0 | | | | | | | | | | | |
| 7 Alejandro De Aza, L OBP: 0.353, SLG: 0.438 | | | | | | | | | 1-2 BB | 4 | 0 | 1 | 0 | 0 | 0 | 3 | | | | | | | | | | | |
| 52 Sergio Mitre, R 6 Aaron Boone, R 47 Ricky Nolasco, R 22 Matt Lindstrom, R Joe Borchard, S 48 Lee Gardner, R Kevin Gregg, R 4 Alfredo Amezaga, S OBP: 0.500, SLG: 0.500 | | | | | | | | | 1-2 BB | 1 | 0 | 0 | 0 | 0 | 0 | 0 | | | | | | | | | | | |
| Inning Stats | R: 0 E: 0 K: 2 S: 7 | H: 0 LOB: 0 BB: 0 P: 12 | R: 1 E: 0 K: 0 S: 6 | H: 2 LOB: 1 BB: 0 P: 8 | R: 1 E: 0 K: 0 S: 7 | H: 1 LOB: 0 BB: 0 P: 10 | R: 0 E: 0 K: 1 S: 12 | H: 1 LOB: 1 BB: 0 P: 17 | R: 0 E: 0 K: 0 S: 11 | H: 2 LOB: 2 BB: 0 P: 15 | R: 0 E: 0 K: 0 S: 9 | H: 1 LOB: 0 BB: 0 P: 13 | R: 0 E: 0 K: 0 S: 9 | H: 0 LOB: 2 BB: 2 P: 20 | R: 0 E: 0 K: 0 S: 7 | H: 0 LOB: 1 BB: 1 P: 15 | | R: 0 E: 0 K: 0 S: 10 | H: 2 LOB: 2 BB: 0 P: 14 | 1B: 6 2B: 1 3B: 1 HR: 1 | SF: 0 SAC: 0 DP: 1 HBP: 0 | WP: 0 PB: 0 SB: 1 CS: 0 | PA: 37 | | | | |
| PITCHER | IP | WLS | BF | H | R | ER | SO | BB | IBB | HBP | BLK | WP | HR | S | P | ERA | WHIP | | | | | | | | | | |
| Jamie Moyer, L ERA: 2.7 | 1.1 | | 5 | 0 | 0 | 0 | 0 | 1 | 0 | 0 | 0 | 0 | 0 | 8 | 16 | 0.00 | 0.750 | | | | | | | | | | |
| Antonio Alfonseca, R ERA: | 1.1 | | 5 | 0 | 0 | 0 | 0 | 1 | 0 | 0 | 0 | 0 | 0 | 8 | 16 | 0.00 | 0.750 | | | | | | | | | | |
| Geoff Geary, R ERA: | 1.0 | | 5 | 2 | 0 | 0 | 0 | 0 | 0 | 0 | 0 | 0 | 0 | 10 | 14 | 0.00 | 2.000 | | | | | | | | | | |


| Batter | 1 | 2 | 3 | 4 | 5 | 6 | 7 | 8 | 9 | AB | R | H | RBI | BB | SO | LOB | TOP | | |
|---|------------------------------|----------------------------------|-------------------------------|----------------------------------|-------------------------------|----------------------------------|-------------------------------|----------------------------------|-------------------------------|----------------------------------|-------------------------------|----------------------------------|------------------------------|---------------------------------|-------------------------------|----------------------------------|---|----------------------------------|------------------------------------|
| 11 Jimmy Rollins, S OBP: 0.480, SLG: 0.900 | 0-3 K | | 2-2 IHR | | 0-1 2B | | 0-3 K | | 4-2 2B 6 BLK BB | 4 | 2 | 2 | 3 | 1 | 2 | 0 | Philadelphia Phillies @ Florida Marlins Dolphin Stadium, Miami, FL Sat Apr 07 2007, 7:05 PM EDT Att: 32,419 - Clear - 75 F | | |
| 8 Shane Victorino, S OBP: 0.429, SLG: 0.471 | 1-1 G6-3 | | 0-0 2B | | 4-2 BB | | 1-3 K | | 3-1 F7 | 4 | 0 | 1 | 0 | 1 | 1 | 2 | | | |
| 26 Chase Utley, L OBP: 0.360, SLG: 0.478 | 1-3 K | | 0-2 G4-3 | | 2-3 K | | 1-0 2B | | 1-1 6 BLK 2B | 5 | 0 | 2 | 1 | 0 | 2 | 3 | | | |
| 6 Ryan Howard, L OBP: 0.360, SLG: 0.158 | | 1-3 K | 1-3 K | | 0-0 G3 | | 2-3 K | | 1-2 G4-3 | 5 | 0 | 0 | 0 | 0 | 3 | 5 | | | |
| Pat Burrell, R OBP: 0.476, SLG: 0.667 | | 3-3 K | | 4-1 BB | | 0-1 1B | | 2-1 F8 | | 3 | 0 | 1 | 0 | 1 | 1 | 0 | | | |
| Wes Helms, R OBP: 0.235, SLG: 0.250 | 1-2 F9 | | 2-3 K | | 0-0 1B | | 1-2 1B | | 0-0 G6-3 | 4 | 0 | 1 | 0 | 0 | 1 | 1 | | | |
| Aaron Rowand, R OBP: 0.304, SLG: 0.238 | | | 0-1 1B | 1-0 F7 | | 2-0 F6 | | 0-0 G1-3 | | 4 | 0 | 1 | 0 | 0 | 0 | 3 | | | |
| 51 Carlos Ruiz, R OBP: 0.375, SLG: 0.625 | | | 1-0 1B | 0-3 K | | 0-1 F9 | | 1-2 G6-3 | | 4 | 1 | 1 | 0 | 0 | 1 | 3 | | | |
| 39 Brett Myers, R 46 Joe Bisenius, R 28 Jayson Werth, R 63 Ryan Madson, L Clay Condrey, R 19 Greg Dobbs, L | 1-0 FC1-5 | | 1-2 1B | | 2-2 G4-3 | | 2-3 K | | 3-2 2B | 2 | 1 | 0 | 0 | 0 | 0 | 2 | | | |
| Inning Stats | R: 0 E: 0 K: 2 S: 8 | H: 0 LOB: 0 BB: 0 P: 10 | R: 0 E: 0 K: 2 S: 11 | H: 0 LOB: 0 BB: 0 P: 16 | R: 3 E: 0 K: 1 S: 16 | H: 4 LOB: 1 BB: 0 P: 21 | R: 0 E: 0 K: 2 S: 10 | H: 0 LOB: 1 BB: 1 P: 17 | R: 0 E: 0 K: 1 S: 12 | H: 1 LOB: 2 BB: 0 P: 20 | R: 0 E: 0 K: 3 S: 10 | H: 1 LOB: 1 BB: 0 P: 14 | R: 0 E: 0 K: 0 S: 4 | H: 0 LOB: 0 BB: 0 P: 6 | R: 2 E: 0 K: 0 S: 18 | H: 2 LOB: 1 BB: 1 P: 31 | | 1B: 4 2B: 5 3B: 0 HR: 1 | SF: 0 SAC: 0 DP: 0 HBP: 0 |
| PITCHER | IP | WLS | BF | H | R | ER | SO | BB | IBB | HBP | BLK | WP | HR | S | P | ERA | WHIP | | |
| Dontrelle Willis, L ERA: 3.0 | 6.0 | W 27 | 27 | 7 | 3 | 3 | 9 | 2 | 0 | 0 | 0 | 0 | 0 | 66 | 97 | 4.50 | 1.500 | | |
| 37 Ranyel Pinto, L ERA: | 1.0 | H 4 | 4 | 1 | 0 | 0 | 3 | 0 | 0 | 0 | 0 | 0 | 0 | 10 | 14 | 0.00 | 1.000 | | |
| 77 Henry Owens, R ERA: | 1.0 | H 3 | 3 | 0 | 0 | 0 | 0 | 0 | 0 | 0 | 0 | 0 | 0 | 4 | 6 | 0.00 | 0.000 | | |
| 50 Jorge Julio, R ERA: 19.29 | 1.0 | H 2 | 6 | 2 | 2 | 2 | 0 | 1 | 0 | 0 | 1 | 0 | 0 | 18 | 31 | 18.00 | 3.000 | | |

| | |
|-----|----|
| AB | 37 |
| R | 5 |
| H | 10 |
| RBI | 4 |
| BB | 3 |
| SO | 12 |
| LOB | 21 |



| Batter | 1 | 2 | 3 | 4 | 5 | 6 | 7 | 8 | 9 | AB | R | H | RBI | BB | SO | LOB | BOTTOM | | |
|--|------------------------------|----------------------------------|------------------------------|----------------------------------|-------------------------------|----------------------------------|-------------------------------|----------------------------------|-------------------------------|----------------------------------|------------------------------|----------------------------------|-------------------------------|----------------------------------|-------------------------------|----------------------------------|---|----------------------------------|------------------------------------|
| 2 Hanley Ramirez, R OBP: 0.360, SLG: 0.625 | 1-0 1B | | 3-3 K | 2-3 K | | 3-1 G6-3 | | 0-0 F9 | | 5 | 0 | 1 | 0 | 0 | 2 | 4 | Philadelphia Phillies @ Florida Marlins Dolphin Stadium, Miami, FL Sat Apr 07 2007, 7:05 PM EDT Att: 32,419 - Clear - 75 F | | |
| 6 Dan Uggla, R OBP: 0.200, SLG: 0.238 | 0-0 F7 | | 0-3 K | | 0-0 P4 | 1-3 K | | 1-0 HBP | | 4 | 0 | 0 | 0 | 0 | 2 | 2 | | | |
| Miguel Cabrera, R OBP: 0.625, SLG: 1.000 | 3-1 F7 | | 1-2 2B | | 4-2 BB | | 1-1 G1-3 | 0-2 F8 | | 4 | 2 | 1 | 1 | 1 | 0 | 3 | | | |
| 17 Mike Jacobs, L OBP: 0.455, SLG: 0.762 | 1-3 K | | 1-2 2B | | 0-0 2B | | 0-0 P6 | | | 4 | 2 | 2 | 1 | 0 | 1 | 1 | | | |
| 14 Josh Willingham, R OBP: 0.364, SLG: 0.714 | | 1-0 HR | 3-2 3B | | 1-1 2B | | 2-3 K | | | 4 | 1 | 3 | 4 | 0 | 1 | 0 | | | |
| Joe Borchard, S OBP: 0.333, SLG: 0.091 | | 1-3 K | 3-2 F7 | | 4-0 BB | | | 4-2 BB | | 2 | 1 | 0 | 0 | 2 | 1 | 1 | | | |
| 7 Alejandro De Aza, L OBP: 0.381, SLG: 0.500 | 0-1 G4-3 | | | 1-0 1B | 1-3 K | | | 3-2 2B | | 4 | 1 | 2 | 1 | 0 | 1 | 2 | | | |
| 20 Matt Treanor, R OBP: 0.400, SLG: 0.250 | 0-1 L4 | | | 2-3 K | 0-0 F8 | | | 0-0 SH1-3 | | 3 | 0 | 0 | 0 | 0 | 1 | 3 | | | |
| Dontrelle Willis, L 4 Alfredo Amezaga, S 37 Ranyel Pinto, L 77 Henry Owens, R Jason Wood, R 50 Jorge Julio, R | 4-0 BB | | 3-1 F7 | | 4-2 BB | | | 1-0 2B | | 1 | 1 | 0 | 0 | 1 | 0 | 1 | | | |
| Inning Stats | R: 0 E: 0 K: 1 S: 7 | H: 1 LOB: 1 BB: 0 P: 12 | R: 1 E: 0 K: 1 S: 8 | H: 1 LOB: 0 BB: 0 P: 10 | R: 3 E: 0 K: 2 S: 23 | H: 3 LOB: 1 BB: 1 P: 38 | R: 0 E: 0 K: 2 S: 10 | H: 1 LOB: 1 BB: 0 P: 17 | R: 2 E: 0 K: 1 S: 15 | H: 2 LOB: 2 BB: 2 P: 25 | R: 0 E: 0 K: 1 S: 7 | H: 0 LOB: 0 BB: 1 P: 15 | R: 0 E: 0 K: 1 S: 11 | H: 0 LOB: 0 BB: 0 P: 14 | R: 2 E: 0 K: 0 S: 14 | H: 2 LOB: 2 BB: 1 P: 23 | | 1B: 2 2B: 6 3B: 1 HR: 1 | SF: 0 SAC: 1 DP: 0 HBP: 1 |
| PITCHER | IP | WLS | BF | H | R | ER | SO | BB | IBB | HBP | BLK | WP | HR | S | P | ERA | WHIP | | |
| 39 Brett Myers, R ERA: 6.75 | 4.1 | L 23 | 23 | 4 | 6 | 6 | 6 | 2 | 0 | 0 | 0 | 0 | 0 | 8 | 13 | 0.00 | 1.500 | | |
| 46 Joe Bisenius, R ERA: | 0.2 | 3 | 3 | 0 | 0 | 0 | 1 | 1 | 0 | 0 | 0 | 0 | 0 | 8 | 13 | 0.00 | 1.500 | | |
| 63 Ryan Madson, R ERA: 9.0 | 2.0 | 8 | 1 | 2 | 2 | 2 | 2 | 2 | 0 | 0 | 0 | 0 | 0 | 26 | 44 | 9.00 | 1.500 | | |
| Clay Condrey, R ERA: | 1.0 | 5 | 1 | 0 | 0 | 0 | 0 | 0 | 0 | 1 | 0 | 0 | 0 | 6 | 8 | 0.00 | 1.000 | | |

| | |
|-----|----|
| AB | 32 |
| R | 8 |
| H | 10 |
| RBI | 8 |
| BB | 5 |
| SO | 9 |
| LOB | 17 |



| Batter | 1 | 2 | 3 | 4 | 5 | 6 | 7 | 8 | 9 | AB | R | H | RBI | BB | SO | LOB | TOP | | | | |
|--|---|---|---|---|---|---|---|---|---|---|---|---|---|---|---|---|---|---|---|---|---|
| 11 Jimmy Rollins, S OBP: 0.467, SLG: 0.783 | 4-2 2B BB | 0-1 P4 | | 3-2 F8 | | 0-2 F7 | | 4-1 BB | | 3 | 1 | 0 | 0 | 2 | 0 | 2 | | | | | |
| 28 Jayson Werth, R OBP: 0.384, SLG: 0.400 Geoff Geary, R | 2-2 2B BB | 3-1 1B | | 3-2 F9 | | 1-2 F9 | | 1-0 F7 | | 5 | 1 | 2 | 0 | 0 | 0 | 1 | | | | | |
| 26 Chase Utley, L OBP: 0.333, SLG: 0.407 | 1-3 K | 0-0 F9 | | | 0-0 G4-3 | | 4-2 BB SF9 | 0-1 G3 | | 4 | 1 | 0 | 0 | 1 | 1 | 4 | | | | | |
| 6 Ryan Howard, L OBP: 0.400, SLG: 0.261 | 0-1 1B SF7 | | 0-2 G4-3 | | 1-0 F8 | | 4-2 SF9 BB | 0-1 2B | | 4 | 1 | 2 | 2 | 1 | 0 | 0 | | | | | |
| Pat Burrell, R OBP: 0.500, SLG: 0.619 | 0-0 BB 1B | | 4-1 BB | | 2-2 G1 | | 4-0 BB | 3-2 L7 | | 3 | 0 | 1 | 0 | 2 | 0 | 1 | | | | | |
| Wes Helms, R OBP: 0.318, SLG: 0.333 | 4-2 BB | | 4-2 BB | | 2-1 F9 | | 1-2 SF9 | 2-2 2B | | 2 | 0 | 1 | 1 | 2 | 0 | 0 | | | | | |
| Aaron Rowand, R OBP: 0.308, SLG: 0.261 8 Shane Victorino, S OBP: 0.478, SLG: 0.471 | 3-1 SF7 | | 2-3 K | | 1-0 1B | | 2-3 3H | 4-0 BB | | 2 | 0 | 1 | 1 | 0 | 1 | 2 | | | | | |
| 2 Rod Barajas, R 51 Carlos Ruiz, R OBP: 0.333, SLG: 0.556 | 1-2 K | | 0-0 P4 | | 4-2 BB | | 2-2 G4-3 | 0-0 P2 | | 2 | 0 | 0 | 0 | 1 | 1 | 4 | | | | | |
| 37 Zack Segovia, R 19 Greg Dobbs, L 40 Matt Smith, L Antonio Alfonseca, R 9 Michael Bourn, L | | 3-2 G4-3 | | 0-1 G6-3 | | 1-3 K | | 1-1 G4-3 | 0-3 K | 2 | 0 | 0 | 0 | 0 | 0 | 0 | | | | | |
| Inning Stats | R: 3 E: 0 K: 2 S: 20 | H: 3 LOB: 2 BB: 2 P: 35 | R: 0 E: 0 K: 0 S: 8 | H: 1 LOB: 1 BB: 0 P: 14 | R: 0 E: 0 K: 1 S: 11 | H: 0 LOB: 2 BB: 2 P: 21 | R: 0 E: 0 K: 0 S: 9 | H: 0 LOB: 0 BB: 0 P: 15 | R: 0 E: 0 K: 1 S: 11 | H: 1 LOB: 2 BB: 1 P: 19 | R: 1 E: 0 K: 0 S: 17 | H: 0 LOB: 3 BB: 4 P: 37 | R: 0 E: 0 K: 0 S: 6 | H: 0 LOB: 1 BB: 1 P: 12 | R: 0 E: 0 K: 1 S: 14 | H: 2 LOB: 3 BB: 1 P: 23 | 1B: 4 2B: 3 3B: 0 HR: 0 | SF: 2 SAC: 0 DP: 0 HBP: 0 | WP: 0 PB: 0 SB: 1 CS: 1 | PA: 45 | |
| PITCHER | IP WLS BF H R ER SO BB IBB HBP BLK WP HR S P ERA WHIP | IP WLS BF H R ER SO BB IBB HBP BLK WP HR S P ERA WHIP | IP WLS BF H R ER SO BB IBB HBP BLK WP HR S P ERA WHIP | IP WLS BF H R ER SO BB IBB HBP BLK WP HR S P ERA WHIP | IP WLS BF H R ER SO BB IBB HBP BLK WP HR S P ERA WHIP | IP WLS BF H R ER SO BB IBB HBP BLK WP HR S P ERA WHIP | IP WLS BF H R ER SO BB IBB HBP BLK WP HR S P ERA WHIP | IP WLS BF H R ER SO BB IBB HBP BLK WP HR S P ERA WHIP | IP WLS BF H R ER SO BB IBB HBP BLK WP HR S P ERA WHIP | IP WLS BF H R ER SO BB IBB HBP BLK WP HR S P ERA WHIP | IP WLS BF H R ER SO BB IBB HBP BLK WP HR S P ERA WHIP | IP WLS BF H R ER SO BB IBB HBP BLK WP HR S P ERA WHIP | IP WLS BF H R ER SO BB IBB HBP BLK WP HR S P ERA WHIP | IP WLS BF H R ER SO BB IBB HBP BLK WP HR S P ERA WHIP | IP WLS BF H R ER SO BB IBB HBP BLK WP HR S P ERA WHIP | IP WLS BF H R ER SO BB IBB HBP BLK WP HR S P ERA WHIP | IP WLS BF H R ER SO BB IBB HBP BLK WP HR S P ERA WHIP | IP WLS BF H R ER SO BB IBB HBP BLK WP HR S P ERA WHIP | IP WLS BF H R ER SO BB IBB HBP BLK WP HR S P ERA WHIP | IP WLS BF H R ER SO BB IBB HBP BLK WP HR S P ERA WHIP | IP WLS BF H R ER SO BB IBB HBP BLK WP HR S P ERA WHIP |

Philadelphia Phillies @ Florida Marlins
Dolphin Stadium, Miami, FL
Sun Apr 08 2007, 1:05 PM EDT
Att: 16,308 - Sunny - 71 F

AB 32
R 4
H 7
RBI 4
BB 11
SO 5
LOB 25



| Batter | 1 | 2 | 3 | 4 | 5 | 6 | 7 | 8 | 9 | AB | R | H | RBI | BB | SO | LOB | BOTTOM | | | | |
|--|---|---|---|---|---|---|---|---|---|---|---|---|---|---|---|---|---|---|---|---|---|
| 2 Hanley Ramirez, R OBP: 0.346, SLG: 0.600 4 Alfredo Amezaga, S OBP: 0.429, SLG: 0.667 | 1-1 G6-3 | 3-2 F7 | | | 1-2 G5-3 | | 1 SAFE 1-0 F9-2 3B | 0-1 G4-3 | | 1 | 0 | 0 | 0 | 0 | 0 | 0 | | | | | |
| 6 Dan Uggla, R OBP: 0.276, SLG: 0.292 | 1-3 K | | 1-1 17 F7-5 1B | | 0-2 2B | | 4-2 F9-2 BB | | | 3 | 1 | 2 | 0 | 1 | 1 | 0 | | | | | |
| Miguel Cabrera, R OBP: 0.607, SLG: 0.955 | 1-1 G4-3 | | 0-0 17 F7-5 1B | | 0-0 1H 2B | | 1-2 F9-2 | | | 4 | 0 | 2 | 1 | 0 | 0 | 2 | | | | | |
| 17 Mike Jacobs, L OBP: 0.500, SLG: 0.870 | | 2-2 HR | 0-0 17 F7-5 | | 4-0 12 FC5-4 IBB | | 4-0 12 FC5-4 IBB | | | 2 | 1 | 1 | 1 | 2 | 0 | 2 | | | | | |
| 12 Cody Ross, R OBP: 0.250, SLG: 0.545 | | 2-2 1B SF9 2B | 1-3 K | | 1-1 FC5-4 | | 2-0 FC5-4 | | | 4 | 1 | 1 | 0 | 0 | 1 | 5 | | | | | |
| Joe Borchard, S OBP: 0.388, SLG: 0.143 | | 0-1 20 3B 1B | | 1-0 F7 | | 2-1 P3 | | 1-0 20 FC1-5 7 1B HBP | | 3 | 1 | 1 | 0 | 0 | 0 | | | | | | |
| 7 Alejandro De Aza, L OBP: 0.360, SLG: 0.478 | | 0-0 SF9 | | 2-2 G4-3 | | 1-0 B4 | | 0-0 20 FC1-5 1B | | 3 | 0 | 1 | 1 | 0 | 0 | | | | | | |
| 20 Matt Treanor, R OBP: 0.333, SLG: 0.500 | | 3H SH1-3 3B | | 0-0 F8 | | 0-1 G5-3 | | 2-1 FC1-5 | | 4 | 1 | 1 | 1 | 0 | 0 | 2 | | | | | |
| Scott Olsen, L Kevin Gregg, R 37 Ranyel Pinto, L Randy Messenger, R 8 Aaron Boone, R 77 Henry Rodriguez, R Jason Wood, R 80 Jorge Julio, R 48 Lee Gardner, R | | 1-0 SH1-3 3H | | 1-2 G4-3 | | 1-2 G4-3 | | 0-0 4 3B 1B | | 1 | 0 | 0 | 0 | 0 | 0 | 0 | | | | | |
| Inning Stats | R: 0 E: 0 K: 1 S: 9 | H: 0 LOB: 0 BB: 0 P: 12 | R: 4 E: 0 K: 0 S: 16 | H: 4 LOB: 0 BB: 0 P: 24 | R: 0 E: 0 K: 1 S: 7 | H: 2 LOB: 1 BB: 0 P: 9 | R: 0 E: 0 K: 0 S: 8 | H: 0 LOB: 0 BB: 0 P: 12 | R: 1 E: 0 K: 0 S: 15 | H: 2 LOB: 2 BB: 1 P: 22 | R: 0 E: 0 K: 0 S: 5 | H: 0 LOB: 0 BB: 0 P: 8 | R: 1 E: 0 K: 0 S: 10 | H: 2 LOB: 2 BB: 2 P: 22 | R: 0 E: 0 K: 1 S: 9 | H: 1 LOB: 2 BB: 0 P: 15 | 1B: 6 2B: 4 3B: 2 HR: 1 | SF: 1 SAC: 1 DP: 2 HBP: 1 | WP: 0 PB: 0 SB: 0 CS: 0 | PA: 37 | |
| PITCHER | IP WLS BF H R ER SO BB IBB HBP BLK WP HR S P ERA WHIP | IP WLS BF H R ER SO BB IBB HBP BLK WP HR S P ERA WHIP | IP WLS BF H R ER SO BB IBB HBP BLK WP HR S P ERA WHIP | IP WLS BF H R ER SO BB IBB HBP BLK WP HR S P ERA WHIP | IP WLS BF H R ER SO BB IBB HBP BLK WP HR S P ERA WHIP | IP WLS BF H R ER SO BB IBB HBP BLK WP HR S P ERA WHIP | IP WLS BF H R ER SO BB IBB HBP BLK WP HR S P ERA WHIP | IP WLS BF H R ER SO BB IBB HBP BLK WP HR S P ERA WHIP | IP WLS BF H R ER SO BB IBB HBP BLK WP HR S P ERA WHIP | IP WLS BF H R ER SO BB IBB HBP BLK WP HR S P ERA WHIP | IP WLS BF H R ER SO BB IBB HBP BLK WP HR S P ERA WHIP | IP WLS BF H R ER SO BB IBB HBP BLK WP HR S P ERA WHIP | IP WLS BF H R ER SO BB IBB HBP BLK WP HR S P ERA WHIP | IP WLS BF H R ER SO BB IBB HBP BLK WP HR S P ERA WHIP | IP WLS BF H R ER SO BB IBB HBP BLK WP HR S P ERA WHIP | IP WLS BF H R ER SO BB IBB HBP BLK WP HR S P ERA WHIP | IP WLS BF H R ER SO BB IBB HBP BLK WP HR S P ERA WHIP | IP WLS BF H R ER SO BB IBB HBP BLK WP HR S P ERA WHIP | IP WLS BF H R ER SO BB IBB HBP BLK WP HR S P ERA WHIP | IP WLS BF H R ER SO BB IBB HBP BLK WP HR S P ERA WHIP | IP WLS BF H R ER SO BB IBB HBP BLK WP HR S P ERA WHIP |

Philadelphia Phillies @ Florida Marlins
Dolphin Stadium, Miami, FL
Sun Apr 08 2007, 1:05 PM EDT
Att: 16,308 - Sunny - 71 F

AB 31
R 6
H 11
RBI 6
BB 3
SO 3
LOB 15



| Batter | 1 | 2 | 3 | 4 | 5 | 6 | 7 | 8 | 9 | AB R H RBI BB SO LOB | TOP | | | | | | | | | |
|--|---|----------------------------------|------------------------------|----------------------------------|-------------------------------|----------------------------------|------------------------------|----------------------------------|------------------------------|--|---|----------------------------------|-------------------------------|----------------------------------|-------------------------------|----------------------------------|------------------------------|----------------------------------|--|---|
| 11 Jimmy Rollins, S OBP: 0.415, SLG: 0.656 | 1-3 K | | 1-2 F7 | 2-1 F9 | | 2-2 8 SF7 3B | | 3-2 E5 9 BB 26 BLK | 0-3 K | 6 1 1 0 0 2 1 | Philadelphia Phillies @ New York Mets Shea Stadium, Flushing, NY Wed Apr 11 2007, 7:10 PM EDT Att: 41,927 - Cloudy - 44 F | | | | | | | | | |
| 8 Shane Victorino, S OBP: 0.375, SLG: 0.360 | 2-2 L5 | | 1-1 G6-3 | 2-2 G6-3 | | 2-0 SF7 | | 3-2 F9 | | 4 0 0 1 0 0 1 | | | | | | | | | | |
| 26 Chase Utley, L OBP: 0.325, SLG: 0.457 | 0-1 P5 | | 3-1 BB 6 BB 1B | 0-1 G6-3 | | 3-H 1-0 F9 | | 1-2 9 BB HBP | | 4 1 1 0 0 0 0 | | | | | | | | | | |
| 6 Ryan Howard, L OBP: 0.400, SLG: 0.333 | | 1-0 G3 | 4-1 BB BB BB | | 2-0 F8 | | 4-2 G5-3 2B BB | 3-3 K | | 3 2 0 0 2 1 2 | | | | | | | | | | |
| Pat Burrell, R OBP: 0.486, SLG: 0.536 | | 4-0 2 BB BB | 4-2 BB 2 HBP BB | | 2-3 K | | 3-2 G5-3 | 4-2 BB | | 2 1 0 0 2 1 1 | | | | | | | | | | |
| 9 Michael Bourn, L OBP: 0.333, SLG: 0.200 | | 4-1 2 BB BB | 4-0 2 HBP BB BB | | 0-1 1B | | 2-2 G6-3 | 0-1 G4-3 | | 0 0 0 0 1 0 0 | | | | | | | | | | |
| Wes Helms, R OBP: 0.370, SLG: 0.333 | | 4-1 2 BB BB | 4-0 2 HBP BB BB | | 0-1 1B | | 2-2 G6-3 | 0-1 G4-3 | | 3 0 1 1 2 0 4 | | | | | | | | | | |
| Antonio Alfonseca, R | | 0-3 K | 1-2 2-3 3-H BB | | 0-0 1B | | 0-1 2-H 2B | 4-2 2 FC1-4 BB | | 0 0 0 0 0 0 0 | | | | | | | | | | |
| 45 Tom Gordon, R | | 4-1 23 FC6-4 BB | 1-2 2-3 3-H HBP | | 0-0 F8 | | 4-0 IBB | 0-1 FC1-4 | | 0 0 0 0 0 0 0 | | | | | | | | | | |
| Aaron Rowand, R OBP: 0.429, SLG: 0.333 | | 1-2 2-3 BB | 1-2 2-3 3-H HBP | | 1-2 F8 | | 0-1 G6-3 | 0-0 L9 | | 3 0 2 2 2 1 2 | | | | | | | | | | |
| 2 Rod Barajas, R | | 1-2 2-3 BB | 1-2 2-3 3-H HBP | | 0-1 G6-3 | | 0-0 P4 | 0-0 L9 | | 3 0 2 2 2 1 2 | | | | | | | | | | |
| 23 Adam Eaton, R | | 1-2 FC6-4 | 1-2 2-3 3-H HBP | | 0-1 G6-3 | | 0-0 P4 | 0-0 L9 | | 1B: 3 SF: 1 2B: 1 SAC: 0 3B: 1 DP: 0 HR: 0 HBP: 2 | | | | | | | | | | |
| Abraham Nunez, S OBP: 0.286, SLG: 0.167 | | 1-2 FC6-4 | 1-2 2-3 3-H HBP | | 0-1 G6-3 | | 0-0 P4 | 0-0 L9 | | WP: 0 PA: 46 PB: 0 SB: 0 CS: 0 | | | | | | | | | | |
| Inning Stats | R: 0 E: 0 K: 1 S: 9 | H: 0 LOB: 0 BB: 0 P: 12 | R: 0 E: 0 K: 1 S: 9 | H: 0 LOB: 3 BB: 3 P: 23 | R: 3 E: 0 K: 1 S: 17 | H: 1 LOB: 3 BB: 4 P: 42 | R: 0 E: 0 K: 0 S: 7 | H: 0 LOB: 0 BB: 0 P: 11 | R: 0 E: 0 K: 1 S: 8 | H: 2 LOB: 2 BB: 0 P: 12 | R: 1 E: 0 K: 0 S: 7 | H: 1 LOB: 0 BB: 0 P: 12 | R: 1 E: 0 K: 0 S: 14 | H: 1 LOB: 2 BB: 2 P: 27 | R: 0 E: 1 K: 1 S: 22 | H: 0 LOB: 3 BB: 1 P: 36 | R: 0 E: 0 K: 1 S: 8 | H: 0 LOB: 1 BB: 1 P: 12 | 1B: 3 SF: 1 2B: 1 SAC: 0 3B: 1 DP: 0 HR: 0 HBP: 2 | WP: 0 PA: 46 PB: 0 SB: 0 CS: 0 |
| PITCHER | IP WLS BF H R ER SO BB IBB HBP BLK WP HR S P ERA WHIP | | | | | | | | | | | | | | | | | | | |
| 46 Oliver Pérez, L ERA: 3.72 | 2.2 L 17 1 3 3 2 7 0 1 0 0 0 0 32 73 10.12 3.000 | | | | | | | | | | | | | | | | | | | |
| Aaron Sele, R ERA: 3.39 | 4.1 19 4 2 2 2 1 1 0 0 0 0 39 66 4.15 1.154 | | | | | | | | | | | | | | | | | | | |
| 25 Pedro Feliciano, L ERA: | 0.2 5 0 0 0 1 1 0 1 1 0 0 20 34 0.00 1.500 | | | | | | | | | | | | | | | | | | | |
| 35 Joe Smith, R ERA: | 1.1 5 0 0 0 1 1 0 0 0 0 0 10 14 0.00 0.750 | | | | | | | | | | | | | | | | | | | |

| Batter | 1 | 2 | 3 | 4 | 5 | 6 | 7 | 8 | 9 | AB R H RBI BB SO LOB | BOTTOM | | | | | | | | | |
|--|---|----------------------------------|---------------------------------|---------------------------------|------------------------------|----------------------------------|-------------------------------|----------------------------------|-------------------------------|----------------------------------|---|----------------------------------|------------------------------|----------------------------------|------------------------------|---------------------------------|-------------------------------|----------------------------------|--|---|
| 7 José Reyes, S OBP: 0.436, SLG: 0.636 | 0-1 15 WP 16 S 1B | | 4-0 BB | | 2-1 16 CS 2-H 1B | | | 2-1 F8 | | 3 0 2 1 1 0 0 | Philadelphia Phillies @ New York Mets Shea Stadium, Flushing, NY Wed Apr 11 2007, 7:10 PM EDT Att: 41,927 - Cloudy - 44 F | | | | | | | | | |
| 16 Paul Lo Duca, R OBP: 0.382, SLG: 0.433 | 2-1 G5-3 | | 0-1 G6-3 | | 2-1 F8 | | | 0-2 G5-3 | | 4 0 0 0 0 0 3 | | | | | | | | | | |
| 15 Carlos Beltrán, S OBP: 0.421, SLG: 0.586 | 3-3 K | | 0-0 5 HBP 18 G4-6-3 2B | | 1-3 K | | | 0-0 G4-3 | | 4 1 1 0 0 2 1 | | | | | | | | | | |
| 21 Carlos Delgado, L OBP: 0.316, SLG: 0.273 | 3-3 K | | 4-2 18 G4-6-3 5 HBP BB | | 0-1 F8 | | | 1-3 K | | 3 0 0 0 1 2 1 | | | | | | | | | | |
| 5 David Wright, R OBP: 0.361, SLG: 0.375 | | 0-0 F8 | 1-2 18 G4-6-3 HBP | | 3-3 K | | | 1-2 1B | | 3 0 1 0 0 1 0 | | | | | | | | | | |
| 18 Moises Alou, R OBP: 0.371, SLG: 0.323 | | 2-2 G1-3 | 0-0 G4-6-3 | | 0-2 F8 | | | 1-3 K | | 4 0 0 0 0 1 3 | | | | | | | | | | |
| 20 Shawn Green, L OBP: 0.400, SLG: 0.452 | | 1-1 G6-3 | 1-2 2-3 3-H F7 | | 2-1 F7 | | | 0-0 G3 | | 4 0 0 0 0 0 2 | | | | | | | | | | |
| 22 Jose Valentin, S OBP: 0.250, SLG: 0.207 | | | 3-3 K | | 2-2 7 SH3-4 1B | | | 4-0 BB | | 2 1 1 0 1 1 0 | | | | | | | | | | |
| 46 Oliver Pérez, L OBP: 0.250, SLG: 0.250 | | | 2-1 F9 | | 0-1 SH3-4 | | | 2-2 G4-3 | | 0 0 0 0 0 0 0 | | | | | | | | | | |
| Aaron Sele, R | | | | | 1-2 1B | | | | | 1 0 0 0 0 0 0 | | | | | | | | | | |
| 17 David Newhan, L OBP: 0.250, SLG: 0.250 | | | | | | | | | | 1 0 0 0 0 0 1 | | | | | | | | | | |
| 25 Pedro Feliciano, L | | | | | | | | | | 0 0 0 0 0 0 0 | | | | | | | | | | |
| 35 Joe Smith, R | | | | | | | | | | 0 0 0 0 0 0 0 | | | | | | | | | | |
| Inning Stats | R: 0 E: 0 K: 2 S: 13 | H: 1 LOB: 1 BB: 0 P: 21 | R: 0 E: 0 K: 0 S: 6 | H: 0 LOB: 0 BB: 0 P: 9 | R: 0 E: 0 K: 1 S: 8 | H: 0 LOB: 1 BB: 1 P: 17 | R: 1 E: 0 K: 0 S: 10 | H: 1 LOB: 1 BB: 1 P: 17 | R: 1 E: 0 K: 0 S: 10 | H: 2 LOB: 0 BB: 0 P: 15 | R: 0 E: 0 K: 2 S: 9 | H: 0 LOB: 0 BB: 0 P: 13 | R: 0 E: 0 K: 0 S: 8 | H: 0 LOB: 1 BB: 1 P: 16 | R: 0 E: 0 K: 0 S: 7 | H: 0 LOB: 0 BB: 0 P: 9 | R: 0 E: 0 K: 2 S: 12 | H: 1 LOB: 1 BB: 0 P: 15 | 1B: 4 SF: 0 2B: 1 SAC: 1 3B: 0 DP: 1 HR: 0 HBP: 1 | WP: 1 PA: 34 PB: 0 SB: 1 CS: 1 |
| PITCHER | IP WLS BF H R ER SO BB IBB HBP BLK WP HR S P ERA WHIP | | | | | | | | | | | | | | | | | | | |
| 23 Adam Eaton, R ERA: 6.84 | 7.0 W 27 4 2 2 5 3 0 1 0 0 0 0 64 108 0.00 1.000 | | | | | | | | | | | | | | | | | | | |
| Antonio Alfonseca, R ERA: 2.08 | 1.0 H 3 0 0 0 0 0 0 0 0 0 0 7 9 0.00 0.000 | | | | | | | | | | | | | | | | | | | |
| 45 Tom Gordon, R ERA: 6.0 | 1.0 S 4 1 0 0 2 0 0 0 0 0 0 0 12 15 0.00 1.000 | | | | | | | | | | | | | | | | | | | |

| | |
|-----|----|
| AB | 32 |
| R | 5 |
| H | 5 |
| RBI | 5 |
| BB | 11 |
| SO | 6 |
| LOB | 23 |



| | |
|-----|----|
| AB | 29 |
| R | 2 |
| H | 5 |
| RBI | 1 |
| BB | 3 |
| SO | 7 |
| LOB | 11 |



| Batter | 1 | 2 | 3 | 4 | 5 | 6 | 7 | 8 | 9 | AB | R | H | RBI | BB | SO | LOB | TOP | | | | |
|---|-------------------------------|----------------------------------|-------------------------------|----------------------------------|-------------------------------|----------------------------------|-------------------------------|----------------------------------|-------------------------------|----------------------------------|------------------------------|---------------------------------|-------------------------------|----------------------------------|-------------------------------|----------------------------------|----------------------------------|------------------------------------|----------------------------------|--------|--|
| Craig Biggio, R OBP: 0.225, SLG: 0.400 Dan Wheeler, R (9.1) | F7 | | G4-3 | L1 | | 2B | | FC6-4 | | 5 | 0 | 1 | 0 | 0 | 0 | 5 | | | | | |
| Morgan Ensberg, R OBP: 0.285, SLG: 0.375 (1.5) | F8 | | 45 HR | HR | | P3 | | F8 | | 4 | 2 | 1 | 3 | 1 | 0 | 1 | | | | | |
| 17 Lance Berkman, S OBP: 0.333, SLG: 0.276 (1.3) | K | | 45 HR | BB | | | | K | | 2 | 1 | 0 | 0 | 3 | 2 | 0 | | | | | |
| 45 Carlos Lee, R OBP: 0.359, SLG: 0.706 (1.7) | | HR | HR | F9 | | P3 | | HR | | 5 | 3 | 3 | 6 | 0 | 0 | 2 | | | | | |
| Luke Scott, L OBP: 0.333, SLG: 0.520 (1.9) | G4-3 | | BB | 1B | | G4-6-3 | | K | | 4 | 0 | 1 | 0 | 1 | 1 | 1 | | | | | |
| 2 Chris Burke, R OBP: 0.306, SLG: 0.355 (9.4) | K | | L8 | G6-3 | | 2B | | 2B | | 4 | 0 | 1 | 0 | 0 | 1 | 2 | | | | | |
| 28 Adam Everett, R OBP: 0.333, SLG: 0.444 (1.6) | K | | 44 SH3-4 | G6-3 | | | | G6-3 | | 3 | 1 | 0 | 0 | 1 | 1 | 1 | | | | | |
| Brad Ausmus, R OBP: 0.440, SLG: 0.400 (1.2) | | | 45 HR | 44 SH3-4 | | K | | K | | 3 | 2 | 1 | 0 | 1 | 2 | 1 | | | | | |
| 44 Roy Oswalt, R OBP: 0.187, SLG: 0.197 Orlando Palmeiro, L OBP: 0.296, SLG: 0.286 54 Brad Lidge, R 21 Rick White, R Mike Lamb, L Trever Miller, R Chad Qualls, R 16 Jason Lane, R | | | K | SH3-4 | | K | | FC6-4 | | 1 | 0 | 0 | 0 | 0 | 1 | 1 | | | | | |
| Inning Stats | R: 0 E: 0 K: 1 S: 12 | H: 0 LOB: 0 BB: 0 P: 21 | R: 1 E: 0 K: 2 S: 14 | H: 1 LOB: 0 BB: 0 P: 19 | R: 4 E: 0 K: 1 S: 16 | H: 2 LOB: 1 BB: 3 P: 32 | R: 3 E: 0 K: 0 S: 13 | H: 1 LOB: 0 BB: 0 P: 26 | R: 0 E: 0 K: 2 S: 13 | H: 1 LOB: 0 BB: 0 P: 21 | R: 0 E: 0 K: 0 S: 3 | H: 0 LOB: 0 BB: 1 P: 7 | R: 0 E: 0 K: 1 S: 10 | H: 1 LOB: 2 BB: 1 P: 23 | R: 1 E: 0 K: 2 S: 10 | H: 1 LOB: 0 BB: 0 P: 15 | 1B: 1 2B: 3 3B: 0 HR: 4 | SF: 0 SAC: 1 DP: 2 HBP: 0 | WP: 0 PB: 0 SB: 2 CS: 0 | PA: 41 | |
| PITCHER | IP | WLS | BF | H | R | ER | SO | BB | IBB | HBP | BLK | WP | HR | S | P | ERA | WHIP | | | | |
| 39 Brett Myers, R ERA: 3.32 | 3.1 | L | 18 | 3 | 7 | 7 | 4 | 5 | 0 | 0 | 0 | 0 | 2 | 50 | 88 | 18.90 | 2.400 | | | | |
| 21 Jon Lieber, R ERA: 11.57 | 1.2 | | 7 | 2 | 1 | 1 | 0 | 1 | 0 | 0 | 0 | 0 | 1 | 13 | 22 | 5.40 | 1.800 | | | | |
| Geoff Geary, R ERA: 9.38 | 2.0 | | 7 | 1 | 0 | 0 | 2 | 1 | 0 | 0 | 0 | 0 | 0 | 16 | 28 | 0.00 | 1.000 | | | | |
| Antonio Alfonseca, R ERA: 1.69 | 1.0 | | 5 | 1 | 0 | 0 | 1 | 0 | 1 | 0 | 0 | 0 | 0 | 10 | 23 | 0.00 | 1.000 | | | | |
| 63 Ryan Madson, R ERA: 7.71 | 1.0 | | 4 | 1 | 1 | 1 | 2 | 0 | 0 | 0 | 0 | 0 | 1 | 10 | 15 | 9.00 | 1.000 | | | | |

Houston Astros @ Philadelphia Phillies
Citizens Bank Park, Philadelphia, PA
Fri Apr 13 2007, 7:05 PM EDT
Att: 44,336 - Cloudy - 49 F

| | |
|-----|----|
| AB | 32 |
| R | 9 |
| H | 8 |
| RBI | 9 |
| BB | 8 |
| SO | 9 |
| LOB | 14 |



| Batter | 1 | 2 | 3 | 4 | 5 | 6 | 7 | 8 | 9 | AB | R | H | RBI | BB | SO | LOB | BOTTOM | | | | |
|--|-------------------------------|----------------------------------|------------------------------|----------------------------------|------------------------------|----------------------------------|-------------------------------|----------------------------------|-------------------------------|----------------------------------|-------------------------------|----------------------------------|------------------------------|----------------------------------|-------------------------------|----------------------------------|-----------------------------------|------------------------------------|----------------------------------|--------|--|
| 11 Jimmy Rollins, S OBP: 0.420, SLG: 0.756 (1.6) | K | | | 26 FC6-4 | K | | | G4-3 | | 5 | 1 | 2 | 0 | 0 | 2 | 2 | | | | | |
| 8 Shane Victorino, S OBP: 0.386, SLG: 0.333 (1.9) | G6-3 | | | 26 FC6-4 | | F9 | | 26 BB | | 5 | 0 | 2 | 0 | 0 | 0 | 1 | | | | | |
| 26 Chase Utley, L OBP: 0.327, SLG: 0.390 (1.4) | 6 BB | | | 6 BB | | 1B | | 6 BB | | 2 | 1 | 0 | 1 | 2 | 0 | 3 | | | | | |
| 6 Ryan Howard, L OBP: 0.429, SLG: 0.378 (1.3) | 1B | | | 1B | | F7 | | 1B | | 4 | 1 | 2 | 1 | 1 | 1 | 2 | | | | | |
| Wes Helms, R OBP: 0.389, SLG: 0.367 (1.5) | 28 BB | | | G6-3 | | E6 | | G5-4-3 | | 5 | 1 | 2 | 1 | 0 | 0 | 4 | | | | | |
| 28 Jayson Werth, R OBP: 0.353, SLG: 0.286 (1.7) | 2 BB | | | K | | K | | K | | 4 | 0 | 0 | 0 | 1 | 4 | 2 | | | | | |
| Aaron Rowand, R OBP: 0.442, SLG: 0.353 (1.8) | 2 BB | | | F7 | | 19 FC3-6 | | 2 BB | | 4 | 1 | 2 | 1 | 1 | 1 | 0 | | | | | |
| 2 Rod Barajas, R OBP: 0.368, SLG: 0.077 (1.2) | 1B | | | 21 FC1-6 | | 19 FC3-6 | | G5-3 | | 3 | 0 | 1 | 1 | 2 | 1 | 1 | | | | | |
| 39 Brett Myers, R ERA: 3.32 21 Jon Lieber, L ERA: 10.13 19 Greg Dobbs, L OBP: 0.200, SLG: 0.400 Geoff Geary, R Pat Burrell, R Antonio Alfonseca, R 63 Ryan Madson, L | | | | FC1-6 | | FC3-6 | | G5-3 | | 1 | 0 | 0 | 0 | 0 | 1 | 3 | | | | | |
| Inning Stats | R: 3 E: 0 K: 2 S: 28 | H: 3 LOB: 3 BB: 3 P: 46 | R: 0 E: 0 K: 1 S: 9 | H: 1 LOB: 1 BB: 0 P: 12 | R: 0 E: 0 K: 1 S: 7 | H: 0 LOB: 0 BB: 0 P: 10 | R: 2 E: 0 K: 0 S: 16 | H: 3 LOB: 2 BB: 1 P: 24 | R: 1 E: 0 K: 2 S: 14 | H: 0 LOB: 2 BB: 2 P: 28 | R: 0 E: 1 K: 1 S: 14 | H: 1 LOB: 1 BB: 0 P: 20 | R: 0 E: 0 K: 0 S: 7 | H: 2 LOB: 1 BB: 1 P: 15 | R: 0 E: 0 K: 3 S: 10 | H: 0 LOB: 0 BB: 0 P: 16 | 1B: 11 2B: 0 3B: 0 HR: 0 | SF: 0 SAC: 0 DP: 1 HBP: 1 | WP: 0 PB: 0 SB: 0 CS: 0 | PA: 44 | |
| PITCHER | IP | WLS | BF | H | R | ER | SO | BB | IBB | HBP | BLK | WP | HR | S | P | ERA | WHIP | | | | |
| 44 Roy Oswalt, R ERA: 3.32 | 5.0 | W | 28 | 7 | 6 | 6 | 6 | 6 | 0 | 0 | 1 | 0 | 0 | 75 | 120 | 10.80 | 2.600 | | | | |
| 54 Brad Lidge, R ERA: 10.13 | 1.0 | H | 5 | 1 | 0 | 0 | 1 | 0 | 0 | 0 | 0 | 0 | 0 | 14 | 20 | 0.00 | 1.000 | | | | |
| 21 Rick White, R ERA: | 1.0 | H | 4 | 1 | 0 | 0 | 0 | 0 | 0 | 0 | 0 | 0 | 0 | 13 | 21 | 0.00 | 1.000 | | | | |
| Trever Miller, L ERA: 6.75 | 0.1 | H | 3 | 2 | 0 | 0 | 0 | 1 | 0 | 0 | 0 | 0 | 0 | 6 | 14 | 0.00 | 9.000 | | | | |
| Chad Qualls, R ERA: 3.86 | 0.2 | H | 1 | 0 | 0 | 0 | 0 | 0 | 0 | 0 | 0 | 0 | 0 | 1 | 1 | 0.00 | 0.000 | | | | |

Houston Astros @ Philadelphia Phillies
Citizens Bank Park, Philadelphia, PA
Fri Apr 13 2007, 7:05 PM EDT
Att: 44,336 - Cloudy - 49 F

| | |
|-----|----|
| AB | 36 |
| R | 6 |
| H | 11 |
| RBI | 5 |
| BB | 7 |
| SO | 10 |
| LOB | 22 |



| Batter | 1 | 2 | 3 | 4 | 5 | 6 | 7 | 8 | 9 | AB | R | H | RBI | BB | SO | LOB | TOP | | | |
|--|---|---|---|---|---|---|---|---|---|---|---|---|---|---|---|---|---|------------------------------------|----------------------------------|--------|
| 7 José Reyes, S OBP: 0.431, SLG: 0.531 | 3-2 16 BB 16 S 1B | | 3-2 G4-3 | | 0-2 F7 | | 2-2 11 WP 15 FC4-6 11 S 1B | 4-0 11 1B IBB | | 4 | 1 | 2 | 0 | 1 | 0 | 1 | New York Mets @ Philadelphia Phillies Citizens Bank Park, Philadelphia, PA Tue Apr 17 2007, 7:05 PM EDT Att: 27,058 - Cloudy - 46 F | | | |
| 16 Paul Lo Duca, R OBP: 0.356, SLG: 0.359 | 4-1 SAFE SAFE 1B | | 3-3 K | | 1-1 15 2B 1B | | 4-1 SAFE SAFE SAFE 1B | 2-2 15 FC4-6 BB | | 1 | 0 | 0 | 0 | 1 | 1 | 0 | | | | |
| 11 Ramon Castro, R OBP: 0.455, SLG: 0.667 | 1-3 BB | | | | 1-2 1B | | 1-3 BB | 1-3 2-H 3-H 2-2 | | 2 | 0 | 2 | 2 | 1 | 0 | 0 | | | | |
| 15 Carlos Beltrán, S OBP: 0.382, SLG: 0.500 | 1-1 G6-3 | | 3-0 1B | | 0-0 1-3 2-H 2B | | 0-1 FC4-6 2-2 1-2 | G4-3 | | 5 | 0 | 2 | 2 | 0 | 0 | 3 | | | | |
| 21 Carlos Delgado, L OBP: 0.291, SLG: 0.245 | | 1-3 K | 2-3 K | | 4-0 IBB | | 2-2 SAFE SAFE SAFE 1B | G6-3 | | 4 | 0 | 0 | 0 | 1 | 3 | 2 | | | | |
| 5 David Wright, R OBP: 0.385, SLG: 0.426 | 1-1 18 HR 1B | | | | 2-3 K | | 1-0 F9 | | | 5 | 1 | 1 | 0 | 0 | 1 | 4 | | | | |
| 18 Moises Alou, R OBP: 0.413, SLG: 0.537 | 0-0 1-H HR | | | | | | 0-1 HR | | | 3 | 3 | 2 | 3 | 1 | 1 | 0 | | | | |
| 10 Endy Chavez, L OBP: 0.375, SLG: 0.750 | | | | | | | | 4-2 20 BB 22 BB BB | | 1 | 0 | 0 | 0 | 0 | 0 | 0 | | | | |
| 20 Shawn Green, L OBP: 0.400, SLG: 0.465 | 3-3 K | | | | 0-0 F8 | | 1-0 22 G3 CS 2B | 4-2 22 BB 11 BB BB | | 3 | 1 | 1 | 0 | 1 | 1 | 0 | | | | |
| 22 Jose Valentin, S OBP: 0.326, SLG: 0.368 | 2-1 E9 2B | | | | 2-3 K | | 1-2 G3 | 0-0 11 BB 11 BB 2B | | 4 | 1 | 2 | 1 | 0 | 1 | 1 | | | | |
| Tom Glavine, L OBP: 0.333, SLG: 0.333 | 2-2 G6-3 | | | | 1-1 11 BB 15 BB 1B | | 1-3 K | 2-2 G5-3 | | 3 | 1 | 1 | 0 | 0 | 1 | 2 | | | | |
| 25 Pedro Feliciano, L ERA: 4.05 | | | | | | | | | | 0 | 0 | 0 | 0 | 0 | 0 | 0 | | | | |
| 3 Damion Easley, R ERA: 4.5 | | | | | | | | | | 1 | 0 | 0 | 0 | 0 | 0 | 2 | | | | |
| 35 Joe Smith, R ERA: 13.5 | | | | | | | | | | 0 | 0 | 0 | 0 | 0 | 0 | 0 | | | | |
| 40 Ambiorix Burgos, R ERA: 6.23 | | | | | | | | | | 0 | 0 | 0 | 0 | 0 | 0 | 0 | | | | |
| Inning Stats | R: 0 E: 0 K: 0 S: 7 | H: 1 LOB: 0 BB: 1 P: 14 | R: 2 E: 1 K: 2 S: 14 | H: 3 LOB: 1 BB: 0 P: 23 | R: 0 E: 0 K: 2 S: 12 | H: 0 LOB: 0 BB: 0 P: 14 | R: 1 E: 0 K: 2 S: 16 | H: 3 LOB: 3 BB: 1 P: 26 | R: 1 E: 0 K: 1 S: 9 | H: 2 LOB: 0 BB: 0 P: 12 | R: 1 E: 0 K: 0 S: 13 | H: 1 LOB: 1 BB: 1 P: 21 | R: 3 E: 0 K: 0 S: 15 | H: 2 LOB: 1 BB: 3 P: 33 | R: 0 E: 0 K: 1 S: 10 | H: 0 LOB: 0 BB: 0 P: 18 | 1B: 7 2B: 4 3B: 0 HR: 2 | SF: 0 SAC: 0 DP: 1 HBP: 0 | WP: 1 PB: 0 SB: 4 CS: 1 | PA: 42 |
| PITCHER | IP WLS BF H R ER SO BB IBB HBP BLK WP HR S P ERA WHIP | IP WLS BF H R ER SO BB IBB HBP BLK WP HR S P ERA WHIP | IP WLS BF H R ER SO BB IBB HBP BLK WP HR S P ERA WHIP | IP WLS BF H R ER SO BB IBB HBP BLK WP HR S P ERA WHIP | IP WLS BF H R ER SO BB IBB HBP BLK WP HR S P ERA WHIP | IP WLS BF H R ER SO BB IBB HBP BLK WP HR S P ERA WHIP | IP WLS BF H R ER SO BB IBB HBP BLK WP HR S P ERA WHIP | IP WLS BF H R ER SO BB IBB HBP BLK WP HR S P ERA WHIP | IP WLS BF H R ER SO BB IBB HBP BLK WP HR S P ERA WHIP | IP WLS BF H R ER SO BB IBB HBP BLK WP HR S P ERA WHIP | IP WLS BF H R ER SO BB IBB HBP BLK WP HR S P ERA WHIP | IP WLS BF H R ER SO BB IBB HBP BLK WP HR S P ERA WHIP | IP WLS BF H R ER SO BB IBB HBP BLK WP HR S P ERA WHIP | IP WLS BF H R ER SO BB IBB HBP BLK WP HR S P ERA WHIP | IP WLS BF H R ER SO BB IBB HBP BLK WP HR S P ERA WHIP | IP WLS BF H R ER SO BB IBB HBP BLK WP HR S P ERA WHIP | IP WLS BF H R ER SO BB IBB HBP BLK WP HR S P ERA WHIP | | | |

| | |
|-----|----|
| AB | 36 |
| R | 8 |
| H | 13 |
| RBI | 8 |
| BB | 6 |
| SO | 9 |
| LOB | 15 |



| Batter | 1 | 2 | 3 | 4 | 5 | 6 | 7 | 8 | 9 | AB | R | H | RBI | BB | SO | LOB | BOTTOM | | | | | |
|--|---|---|---|---|---|---|---|---|---|---|---|---|---|---|---|---|---|----------------------------------|----------------------------------|------------------------------------|----------------------------------|--------|
| 11 Jimmy Rollins, S OBP: 0.426, SLG: 0.769 | 2-1 F8 | | 2-1 8 FC5-4 1B | | 1-2 2B | | 2-2 P3 | | 1-1 8 BB 1B | 5 | 0 | 3 | 0 | 0 | 0 | 0 | New York Mets @ Philadelphia Phillies Citizens Bank Park, Philadelphia, PA Tue Apr 17 2007, 7:05 PM EDT Att: 27,058 - Cloudy - 46 F | | | | | |
| 8 Shane Victorino, S OBP: 0.392, SLG: 0.350 | 0-1 2B | | 3-1 FC5-4 6 BB 26 HBP | | 4-0 BB | | 2-3 K | | 4-2 1-2 BB | 3 | 0 | 1 | 0 | 2 | 1 | 2 | | | | | | |
| 26 Chase Utley, L OBP: 0.356, SLG: 0.490 | 4-2 6 G1-6-3 BB | | 2-2 6 BB HBP | | 1-3 K | | 0-0 G4-3 | | 1-1 F7 | 3 | 0 | 0 | 0 | 1 | 1 | 4 | | | | | | |
| 6 Ryan Howard, L OBP: 0.458, SLG: 0.381 | 0-0 G1-6-3 | | 4-2 BB | | 3-3 K | | | 0-0 G4-3 2B | 2-2 F8 | 4 | 0 | 1 | 1 | 1 | 1 | 6 | | | | | | |
| Pat Burrell, R OBP: 0.438, SLG: 0.450 | | 0-0 G5-4-3 1B | 1-2 G4-3 | | 2-2 P3 | | | 2-3 K | | 4 | 0 | 1 | 0 | 0 | 1 | 6 | | | | | | |
| Wes Helms, R OBP: 0.386, SLG: 0.343 | | 2-1 G5-4-3 | | | 0-0 G5-3 | | 1-1 51 G4-6-3 1B | | 3-2 G4-3 | 4 | 0 | 1 | 0 | 0 | 0 | 2 | | | | | | |
| Aaron Rowand, R OBP: 0.462, SLG: 0.366 | | 0-2 F8 | | | 2-2 L5 | | 0-1 51 G4-6-3 1B | | 4-2 BB | 3 | 0 | 1 | 0 | 1 | 0 | 0 | | | | | | |
| 51 Carlos Ruiz, R OBP: 0.324, SLG: 0.438 | | | 1-0 G6-3 | | 4-2 BB | | 0-2 G4-6-3 | | 0-0 G3 | 3 | 0 | 0 | 0 | 1 | 0 | 4 | | | | | | |
| 34 Freddy Garcia, R ERA: 5.79 | | | 4-0 8 FC5-4 11 BB 6 BB BB | | 0-3 K | | 1-1 L7 | | 0-1 F8 | 1 | 1 | 0 | 0 | 1 | 1 | 1 | | | | | | |
| 28 Jayson Werth, R ERA: 4.05 | | | | | | | | | | 0 | 0 | 0 | 0 | 0 | 0 | 0 | | | | | | |
| 54 Francisco Del Rosario, R ERA: 4.5 | | | | | | | | | | 0 | 0 | 0 | 0 | 0 | 0 | 0 | | | | | | |
| 40 Matt Smith, L ERA: 13.5 | | | | | | | | | | 0 | 0 | 0 | 0 | 0 | 0 | 0 | | | | | | |
| 63 Ryan Madson, R ERA: 6.23 | | | | | | | | | | 0 | 0 | 0 | 0 | 0 | 0 | 0 | | | | | | |
| Inning Stats | R: 0 E: 0 K: 0 S: 9 | H: 1 LOB: 1 BB: 1 P: 15 | R: 0 E: 0 K: 0 S: 6 | H: 1 LOB: 0 BB: 0 P: 8 | R: 1 E: 0 K: 0 S: 14 | H: 1 LOB: 3 BB: 2 P: 31 | R: 0 E: 0 K: 1 S: 9 | H: 0 LOB: 1 BB: 1 P: 15 | R: 0 E: 0 K: 0 S: 12 | H: 1 LOB: 2 BB: 1 P: 23 | R: 0 E: 0 K: 1 S: 7 | H: 2 LOB: 1 BB: 0 P: 11 | R: 0 E: 0 K: 1 S: 11 | H: 0 LOB: 0 BB: 0 P: 11 | R: 0 E: 0 K: 1 S: 10 | H: 1 LOB: 2 BB: 1 P: 20 | R: 0 E: 0 K: 0 S: 12 | H: 1 LOB: 2 BB: 1 P: 20 | 1B: 5 2B: 3 3B: 0 HR: 0 | SF: 0 SAC: 0 DP: 3 HBP: 1 | WP: 0 PB: 0 SB: 0 CS: 0 | PA: 40 |
| PITCHER | IP WLS BF H R ER SO BB IBB HBP BLK WP HR S P ERA WHIP | IP WLS BF H R ER SO BB IBB HBP BLK WP HR S P ERA WHIP | IP WLS BF H R ER SO BB IBB HBP BLK WP HR S P ERA WHIP | IP WLS BF H R ER SO BB IBB HBP BLK WP HR S P ERA WHIP | IP WLS BF H R ER SO BB IBB HBP BLK WP HR S P ERA WHIP | IP WLS BF H R ER SO BB IBB HBP BLK WP HR S P ERA WHIP | IP WLS BF H R ER SO BB IBB HBP BLK WP HR S P ERA WHIP | IP WLS BF H R ER SO BB IBB HBP BLK WP HR S P ERA WHIP | IP WLS BF H R ER SO BB IBB HBP BLK WP HR S P ERA WHIP | IP WLS BF H R ER SO BB IBB HBP BLK WP HR S P ERA WHIP | IP WLS BF H R ER SO BB IBB HBP BLK WP HR S P ERA WHIP | IP WLS BF H R ER SO BB IBB HBP BLK WP HR S P ERA WHIP | IP WLS BF H R ER SO BB IBB HBP BLK WP HR S P ERA WHIP | IP WLS BF H R ER SO BB IBB HBP BLK WP HR S P ERA WHIP | IP WLS BF H R ER SO BB IBB HBP BLK WP HR S P ERA WHIP | IP WLS BF H R ER SO BB IBB HBP BLK WP HR S P ERA WHIP | IP WLS BF H R ER SO BB IBB HBP BLK WP HR S P ERA WHIP | | | | | |

| | |
|-----|----|
| AB | 32 |
| R | 1 |
| H | 8 |
| RBI | 1 |
| BB | 7 |
| SO | 5 |
| LOB | 26 |



| Batter | 1 | 2 | 3 | 4 | 5 | 6 | 7 | 8 | 9 | 10 | 11 | 12 | 13 | AB | R | H | RBI | BB | SO | LOB |
|--|----------|------|----------|---|----|------|--------|----|---|-------------|------|-------------------|----|----|---|---|-----|----|----|-----|
| 11 Jimmy Rollins, S OBP: 0.386, SLG: 0.690 | F9 | G4-3 | | | K | | G6-4-3 | | | G4-3 | G4-3 | | | 6 | 0 | 0 | 0 | 0 | 1 | 5 |
| 8 Shane Victorino, S OBP: 0.404, SLG: 0.356 | 26 1B | | P6 | | | G4-3 | | F8 | | FC4-6 BB | | 6 G4-5-3 1B | | 5 | 0 | 2 | 0 | 1 | 0 | 0 |
| 26 Chase Utley, L OBP: 0.336, SLG: 0.444 | F7 | | L4 | | | G4-3 | | P5 | | FC4-6 BB | | F8 | | 5 | 0 | 0 | 0 | 1 | 0 | 2 |
| 6 Ryan Howard, L OBP: 0.431, SLG: 0.340 | | | | | K | G4-3 | | K | | FC4-6 | | G4-5-3 | | 5 | 0 | 0 | 0 | 1 | 2 | 3 |
| Pat Burrell, R OBP: 0.442, SLG: 0.455 | | | | | K | | | | | | | | | 4 | 1 | 2 | 0 | 0 | 2 | 2 |
| 9 Michael Bourn, L OBP: 0.222, SLG: 0.125 | | | | | K | | | | | | | | | 2 | 1 | 0 | 0 | 0 | 0 | 2 |
| Wes Helms, R OBP: 0.340, SLG: 0.317 | | | G4-3 | | F9 | | | | | | | F8 | | 6 | 0 | 1 | 0 | 0 | 0 | 1 |
| Aaron Rowand, R OBP: 0.456, SLG: 0.413 | | | P6 | | K | | | | | | | | | 5 | 1 | 2 | 0 | 0 | 1 | 0 |
| 2 Rod Barajas, R OBP: 0.381, SLG: 0.133 | | | | | | | F8 | | | | | | | 2 | 1 | 1 | 0 | 0 | 0 | 0 |
| 19 Greg Dobbs, L OBP: 0.221, SLG: 0.386 (7, PH) | | | | | | | | | | | | | | 1 | 0 | 1 | 2 | 0 | 0 | 0 |
| 51 Carlos Ruiz, R OBP: 0.306, SLG: 0.412 | | | 23 2B | | | | | | | | | | | 2 | 0 | 0 | 1 | 0 | 0 | 3 |
| 20 Arden Gray, R OBP: 0.221, SLG: 0.125 | | | | | | | | | | | | | | 2 | 1 | 0 | 1 | 0 | 0 | 0 |
| 28 Jason Davis, R OBP: 0.221, SLG: 0.125 | | | | | | | | | | | | | | 1 | 0 | 0 | 0 | 0 | 0 | 0 |
| 30 Sean Moris, R OBP: 0.221, SLG: 0.125 | | | | | | | | | | | | | | 1 | 0 | 0 | 0 | 0 | 0 | 0 |
| 31 Anthony Brown, R OBP: 0.221, SLG: 0.125 | | | | | | | | | | | | | | 1 | 0 | 0 | 0 | 0 | 0 | 0 |
| 32 Tony Abreu, R OBP: 0.221, SLG: 0.125 | | | | | | | | | | | | | | 1 | 0 | 0 | 0 | 0 | 0 | 0 |
| 33 Ryan Howard, L OBP: 0.431, SLG: 0.340 | | | | | | | | | | | | | | 1 | 0 | 0 | 0 | 0 | 0 | 0 |
| 34 Ryan Howard, L OBP: 0.431, SLG: 0.340 | | | | | | | | | | | | | | 1 | 0 | 0 | 0 | 0 | 0 | 0 |
| 35 Ryan Howard, L OBP: 0.431, SLG: 0.340 | | | | | | | | | | | | | | 1 | 0 | 0 | 0 | 0 | 0 | 0 |
| 36 Ryan Howard, L OBP: 0.431, SLG: 0.340 | | | | | | | | | | | | | | 1 | 0 | 0 | 0 | 0 | 0 | 0 |
| 37 Ryan Howard, L OBP: 0.431, SLG: 0.340 | | | | | | | | | | | | | | 1 | 0 | 0 | 0 | 0 | 0 | 0 |
| 38 Ryan Howard, L OBP: 0.431, SLG: 0.340 | | | | | | | | | | | | | | 1 | 0 | 0 | 0 | 0 | 0 | 0 |
| 39 Ryan Howard, L OBP: 0.431, SLG: 0.340 | | | | | | | | | | | | | | 1 | 0 | 0 | 0 | 0 | 0 | 0 |
| 40 Ryan Howard, L OBP: 0.431, SLG: 0.340 | | | | | | | | | | | | | | 1 | 0 | 0 | 0 | 0 | 0 | 0 |
| 41 Ryan Howard, L OBP: 0.431, SLG: 0.340 | | | | | | | | | | | | | | 1 | 0 | 0 | 0 | 0 | 0 | 0 |
| 42 Ryan Howard, L OBP: 0.431, SLG: 0.340 | | | | | | | | | | | | | | 1 | 0 | 0 | 0 | 0 | 0 | 0 |
| 43 Ryan Howard, L OBP: 0.431, SLG: 0.340 | | | | | | | | | | | | | | 1 | 0 | 0 | 0 | 0 | 0 | 0 |
| 44 Ryan Howard, L OBP: 0.431, SLG: 0.340 | | | | | | | | | | | | | | 1 | 0 | 0 | 0 | 0 | 0 | 0 |
| 45 Ryan Howard, L OBP: 0.431, SLG: 0.340 | | | | | | | | | | | | | | 1 | 0 | 0 | 0 | 0 | 0 | 0 |
| 46 Ryan Howard, L OBP: 0.431, SLG: 0.340 | | | | | | | | | | | | | | 1 | 0 | 0 | 0 | 0 | 0 | 0 |
| 47 Ryan Howard, L OBP: 0.431, SLG: 0.340 | | | | | | | | | | | | | | 1 | 0 | 0 | 0 | 0 | 0 | 0 |
| 48 Ryan Howard, L OBP: 0.431, SLG: 0.340 | | | | | | | | | | | | | | 1 | 0 | 0 | 0 | 0 | 0 | 0 |
| 49 Ryan Howard, L OBP: 0.431, SLG: 0.340 | | | | | | | | | | | | | | 1 | 0 | 0 | 0 | 0 | 0 | 0 |
| 50 Ryan Howard, L OBP: 0.431, SLG: 0.340 | | | | | | | | | | | | | | 1 | 0 | 0 | 0 | 0 | 0 | 0 |
| 51 Ryan Howard, L OBP: 0.431, SLG: 0.340 | | | | | | | | | | | | | | 1 | 0 | 0 | 0 | 0 | 0 | 0 |
| 52 Ryan Howard, L OBP: 0.431, SLG: 0.340 | | | | | | | | | | | | | | 1 | 0 | 0 | 0 | 0 | 0 | 0 |
| 53 Ryan Howard, L OBP: 0.431, SLG: 0.340 | | | | | | | | | | | | | | 1 | 0 | 0 | 0 | 0 | 0 | 0 |
| 54 Ryan Howard, L OBP: 0.431, SLG: 0.340 | | | | | | | | | | | | | | 1 | 0 | 0 | 0 | 0 | 0 | 0 |
| 55 Ryan Howard, L OBP: 0.431, SLG: 0.340 | | | | | | | | | | | | | | 1 | 0 | 0 | 0 | 0 | 0 | 0 |
| 56 Ryan Howard, L OBP: 0.431, SLG: 0.340 | | | | | | | | | | | | | | 1 | 0 | 0 | 0 | 0 | 0 | 0 |
| 57 Ryan Howard, L OBP: 0.431, SLG: 0.340 | | | | | | | | | | | | | | 1 | 0 | 0 | 0 | 0 | 0 | 0 |
| 58 Ryan Howard, L OBP: 0.431, SLG: 0.340 | | | | | | | | | | | | | | 1 | 0 | 0 | 0 | 0 | 0 | 0 |
| 59 Ryan Howard, L OBP: 0.431, SLG: 0.340 | | | | | | | | | | | | | | 1 | 0 | 0 | 0 | 0 | 0 | 0 |
| 60 Ryan Howard, L OBP: 0.431, SLG: 0.340 | | | | | | | | | | | | | | 1 | 0 | 0 | 0 | 0 | 0 | 0 |
| 61 Ryan Howard, L OBP: 0.431, SLG: 0.340 | | | | | | | | | | | | | | 1 | 0 | 0 | 0 | 0 | 0 | 0 |
| 62 Ryan Howard, L OBP: 0.431, SLG: 0.340 | | | | | | | | | | | | | | 1 | 0 | 0 | 0 | 0 | 0 | 0 |
| 63 Ryan Howard, L OBP: 0.431, SLG: 0.340 | | | | | | | | | | | | | | 1 | 0 | 0 | 0 | 0 | 0 | 0 |
| 64 Ryan Howard, L OBP: 0.431, SLG: 0.340 | | | | | | | | | | | | | | 1 | 0 | 0 | 0 | 0 | 0 | 0 |
| 65 Ryan Howard, L OBP: 0.431, SLG: 0.340 | | | | | | | | | | | | | | 1 | 0 | 0 | 0 | 0 | 0 | 0 |
| 66 Ryan Howard, L OBP: 0.431, SLG: 0.340 | | | | | | | | | | | | | | 1 | 0 | 0 | 0 | 0 | 0 | 0 |
| 67 Ryan Howard, L OBP: 0.431, SLG: 0.340 | | | | | | | | | | | | | | 1 | 0 | 0 | 0 | 0 | 0 | 0 |
| 68 Ryan Howard, L OBP: 0.431, SLG: 0.340 | | | | | | | | | | | | | | 1 | 0 | 0 | 0 | 0 | 0 | 0 |
| 69 Ryan Howard, L OBP: 0.431, SLG: 0.340 | | | | | | | | | | | | | | 1 | 0 | 0 | 0 | 0 | 0 | 0 |
| 70 Ryan Howard, L OBP: 0.431, SLG: 0.340 | | | | | | | | | | | | | | 1 | 0 | 0 | 0 | 0 | 0 | 0 |
| 71 Ryan Howard, L OBP: 0.431, SLG: 0.340 | | | | | | | | | | | | | | 1 | 0 | 0 | 0 | 0 | 0 | 0 |
| 72 Ryan Howard, L OBP: 0.431, SLG: 0.340 | | | | | | | | | | | | | | 1 | 0 | 0 | 0 | 0 | 0 | 0 |
| 73 Ryan Howard, L OBP: 0.431, SLG: 0.340 | | | | | | | | | | | | | | 1 | 0 | 0 | 0 | 0 | 0 | 0 |
| 74 Ryan Howard, L OBP: 0.431, SLG: 0.340 | | | | | | | | | | | | | | 1 | 0 | 0 | 0 | 0 | 0 | 0 |
| 75 Ryan Howard, L OBP: 0.431, SLG: 0.340 | | | | | | | | | | | | | | 1 | 0 | 0 | 0 | 0 | 0 | 0 |
| 76 Ryan Howard, L OBP: 0.431, SLG: 0.340 | | | | | | | | | | | | | | 1 | 0 | 0 | 0 | 0 | 0 | 0 |
| 77 Ryan Howard, L OBP: 0.431, SLG: 0.340 | | | | | | | | | | | | | | 1 | 0 | 0 | 0 | 0 | 0 | 0 |
| 78 Ryan Howard, L OBP: 0.431, SLG: 0.340 | | | | | | | | | | | | | | 1 | 0 | 0 | 0 | 0 | 0 | 0 |
| 79 Ryan Howard, L OBP: 0.431, SLG: 0.340 | | | | | | | | | | | | | | 1 | 0 | 0 | 0 | 0 | 0 | 0 |
| 80 Ryan Howard, L OBP: 0.431, SLG: 0.340 | | | | | | | | | | | | | | 1 | 0 | 0 | 0 | 0 | 0 | 0 |
| 81 Ryan Howard, L OBP: 0.431, SLG: 0.340 | | | | | | | | | | | | | | 1 | 0 | 0 | 0 | 0 | 0 | 0 |
| 82 Ryan Howard, L OBP: 0.431, SLG: 0.340 | | | | | | | | | | | | | | 1 | 0 | 0 | 0 | 0 | 0 | 0 |
| 83 Ryan Howard, L OBP: 0.431, SLG: 0.340 | | | | | | | | | | | | | | 1 | 0 | 0 | 0 | 0 | 0 | 0 |
| 84 Ryan Howard, L OBP: 0.431, SLG: 0.340 | | | | | | | | | | | | | | 1 | 0 | 0 | 0 | 0 | 0 | 0 |
| 85 Ryan Howard, L OBP: 0.431, SLG: 0.340 | | | | | | | | | | | | | | 1 | 0 | 0 | 0 | 0 | 0 | 0 |
| 86 Ryan Howard, L OBP: 0.431, SLG: 0.340 | | | | | | | | | | | | | | 1 | 0 | 0 | 0 | 0 | 0 | 0 |
| 87 Ryan Howard, L OBP: 0.431, SLG: 0.340 | | | | | | | | | | | | | | 1 | 0 | 0 | 0 | 0 | 0 | 0 |
| 88 Ryan Howard, L OBP: 0.431, SLG: 0.340 | | | | | | | | | | | | | | 1 | 0 | 0 | 0 | 0 | 0 | 0 |
| 89 Ryan Howard, L OBP: 0.431, SLG: 0.340 | | | | | | | | | | | | | | 1 | 0 | 0 | 0 | 0 | 0 | 0 |
| 90 Ryan Howard, L OBP: 0.431, SLG: 0.340 | | | | | | | | | | | | | | 1 | 0 | 0 | 0 | 0 | 0 | 0 |
| 91 Ryan Howard, L OBP: 0.431, SLG: 0.340 | | | | | | | | | | | | | | 1 | 0 | 0 | 0 | 0 | 0 | 0 |
| 92 Ryan Howard, L OBP: 0.431, SLG: 0.340 | | | | | | | | | | | | | | 1 | 0 | 0 | 0 | 0 | 0 | 0 |
| 93 Ryan Howard, L OBP: 0.431, SLG: 0.340 | | | | | | | | | | | | | | 1 | 0 | 0 | 0 | 0 | 0 | 0 |
| 94 Ryan Howard, L OBP: 0.431, SLG: 0.340 | | | | | | | | | | | | | | 1 | 0 | 0 | 0 | 0 | 0 | 0 |
| 95 Ryan Howard, L OBP: 0.431, SLG: 0.340 | | | | | | | | | | | | | | | | | | | | |

| Batter | 1 | 2 | 3 | 4 | 5 | 6 | 7 | 8 | 9 | AB | R | H | RBI | BB | SO | LOB | TOP | | | | | | | | | | | | | | | | |
|---|---|---|-------------------------------|----------------------------------|-------------------------------|----------------------------------|------------------------------|---------------------------------|-------------------------------|----------------------------------|-------------------------------|----------------------------------|------------------------------|---------------------------------|------------------------------|----------------------------------|---|----------------------------------|----------------------------------|------------------------------------|-------------------------|--------|--|--|--|--|--|--|--|--|--|--|--|
| 11 Jimmy Rollins, S OBP: 0.389, SLG: 0.683 (1, 6) | | | | | | | | | | 5 | 1 | 2 | 1 | 0 | 1 | 2 | Philadelphia Phillies @ Washington Nationals Robert F. Kennedy Memorial Stadium, Washington, DC Thu Apr 19 2007, 1:05 PM EDT Att: 18,670 - Overcast - 54 F | | | | | | | | | | | | | | | | |
| 8 Shane Victorino, S OBP: 0.419, SLG: 0.400 (1, 9) | | | | | | | | | | 5 | 1 | 3 | 1 | 0 | 0 | 1 | | | | | | | | | | | | | | | | | |
| 26 Chase Utley, L OBP: 0.343, SLG: 0.448 (1, 4) | | | | | | | | | | 4 | 0 | 1 | 0 | 1 | 0 | 3 | | | | | | | | | | | | | | | | | |
| Pat Burrell, R OBP: 0.464, SLG: 0.444 9 Michael Bourn, L OBP: 0.200, SLG: 0.111 (7, PR) | | | | | | | | | | 1 | 0 | 0 | 0 | 3 | 0 | 1 | | | | | | | | | | | | | | | | | |
| 19 Greg Dobbs, L OBP: 0.222, SLG: 0.294 (1, 3) | | | | | | | | | | 4 | 0 | 0 | 0 | 1 | 0 | 7 | | | | | | | | | | | | | | | | | |
| Wes Helms, R OBP: 0.314, SLG: 0.295 (1, 5) | | | | | | | | | | 3 | 0 | 0 | 1 | 0 | 0 | 6 | | | | | | | | | | | | | | | | | |
| Aaron Rowand, R OBP: 0.443, SLG: 0.460 (1, 8) | | | | | | | | | | 4 | 1 | 1 | 1 | 0 | 0 | 4 | | | | | | | | | | | | | | | | | |
| 51 Carlos Ruiz, R OBP: 0.325, SLG: 0.474 (1, 2) | | | | | | | | | | 4 | 1 | 2 | 0 | 0 | 1 | 0 | | | | | | | | | | | | | | | | | |
| Jamie Moyer, L OBP: 0.125, SLG: 0.125 45 Tom Gordon, R (9, 1) | | | | | | | | | | 4 | 0 | 1 | 0 | 0 | 0 | 1 | | | | | | | | | | | | | | | | | |
| | | | | | | | | | | 0 | 0 | 0 | 0 | 0 | 0 | 0 | | | | | | | | | | | | | | | | | |
| Inning Stats | R: 1 E: 0 K: 0 S: 16 | H: 2 LOB: 2 BB: 1 P: 28 | R: 1 E: 0 K: 1 S: 10 | H: 1 LOB: 0 BB: 0 P: 16 | R: 0 E: 0 K: 0 S: 11 | H: 1 LOB: 2 BB: 1 P: 22 | R: 0 E: 0 K: 0 S: 6 | H: 2 LOB: 1 BB: 0 P: 6 | R: 1 E: 0 K: 0 S: 11 | H: 1 LOB: 2 BB: 2 P: 26 | R: 1 E: 0 K: 0 S: 18 | H: 2 LOB: 1 BB: 0 P: 28 | R: 0 E: 0 K: 0 S: 4 | H: 0 LOB: 2 BB: 1 P: 8 | R: 0 E: 0 K: 1 S: 8 | H: 0 LOB: 0 BB: 0 P: 12 | R: 0 E: 0 K: 0 S: 8 | H: 1 LOB: 1 BB: 0 P: 13 | 1B: 4 2B: 6 3B: 0 HR: 1 | SF: 1 SAC: 0 DP: 1 HBP: 0 | WP: 1 PB: 0 CS: 1 | PA: 41 | | | | | | | | | | | |
| PITCHER | IP WLS BF H R ER SO BB IBB HBP BLK WP HR S P ERA WHIP | IP WLS BF H R ER SO BB IBB HBP BLK WP HR S P ERA WHIP | | | | | | | | | | | | | | | | | | | | | | | | | | | | | | | |
| 22 John Patterson, R ERA: 7.0 Levale Speigner, R ERA: 4.0 52 Saul Rivera, R ERA: | (1, 1) (5, 1) (8, 1) | 4.0 3.0 2.0 | 7 12 7 | 3 2 1 | 3 1 0 | 1 0 1 | 4 1 0 | 0 0 0 | 0 0 0 | 1 0 0 | 0 0 0 | 0 0 0 | 1 0 0 | 1 29 16 | 86 48 25 | 6.75 3.00 0.00 | 2.750 1.000 0.500 | | | | | | | | | | | | | | | | |

| | |
|-----|----|
| AB | 35 |
| R | 4 |
| H | 10 |
| RBI | 4 |
| BB | 5 |
| SO | 2 |
| LOB | 26 |



| Batter | 1 | 2 | 3 | 4 | 5 | 6 | 7 | 8 | 9 | AB | R | H | RBI | BB | SO | LOB | BOTTOM | | | | | | | | | | | | | | | | |
|---|---|---|------------------------------|----------------------------------|-------------------------------|----------------------------------|------------------------------|----------------------------------|------------------------------|----------------------------------|------------------------------|----------------------------------|------------------------------|---------------------------------|------------------------------|---------------------------------|---|----------------------------------|----------------------------------|------------------------------------|-------------------------|--------|--|--|--|--|--|--|--|--|--|--|--|
| Felipe Lopez, S OBP: 0.338, SLG: 0.338 (1, 6) | | | | | | | | | | 4 | 0 | 1 | 0 | 0 | 0 | 1 | Philadelphia Phillies @ Washington Nationals Robert F. Kennedy Memorial Stadium, Washington, DC Thu Apr 19 2007, 1:05 PM EDT Att: 18,670 - Overcast - 54 F | | | | | | | | | | | | | | | | |
| 10 Ronnie Belliard, R OBP: 0.305, SLG: 0.316 (1, 4) | | | | | | | | | | 4 | 0 | 0 | 0 | 0 | 2 | 2 | | | | | | | | | | | | | | | | | |
| 11 Ryan Zimmerman, R OBP: 0.254, SLG: 0.284 (1, 5) | | | | | | | | | | 3 | 1 | 1 | 0 | 1 | 0 | 0 | | | | | | | | | | | | | | | | | |
| 21 Dmitri Young, S OBP: 0.433, SLG: 0.556 (1, 3) | | | | | | | | | | 3 | 1 | 2 | 1 | 1 | 0 | 1 | | | | | | | | | | | | | | | | | |
| 25 Austin Kearns, R OBP: 0.328, SLG: 0.350 (1, 9) | | | | | | | | | | 2 | 0 | 0 | 0 | 1 | 0 | 2 | | | | | | | | | | | | | | | | | |
| Ryan Church, L OBP: 0.359, SLG: 0.544 (1, 8) | | | | | | | | | | 4 | 0 | 1 | 0 | 0 | 0 | 3 | | | | | | | | | | | | | | | | | |
| Michael Restovich, R OBP: 0.400, SLG: 0.600 52 Saul Rivera, S OBP: 0.133, SLG: 0.077 13 Robert Fick, L OBP: 0.133, SLG: 0.077 (9, PH) | | | | | | | | | | 3 | 0 | 0 | 0 | 0 | 0 | 3 | | | | | | | | | | | | | | | | | |
| 3 Jesus Flores, R (1, 2) | | | | | | | | | | 2 | 0 | 0 | 0 | 1 | 2 | 0 | | | | | | | | | | | | | | | | | |
| Brian Schneider, L OBP: 0.288, SLG: 0.280 (9, PH) | | | | | | | | | | 1 | 0 | 0 | 0 | 0 | 0 | 2 | | | | | | | | | | | | | | | | | |
| 22 John Patterson, R Levale Speigner, R Chris Snelling, L OBP: 0.390, SLG: 0.424 (8, 7) | | | | | | | | | | 1 | 0 | 0 | 0 | 0 | 1 | 0 | | | | | | | | | | | | | | | | | |
| | | | | | | | | | | 2 | 0 | 0 | 0 | 0 | 1 | 2 | | | | | | | | | | | | | | | | | |
| Inning Stats | R: 0 E: 0 K: 0 S: 10 | H: 0 LOB: 0 BB: 0 P: 16 | R: 0 E: 0 K: 0 S: 9 | H: 1 LOB: 1 BB: 0 P: 13 | R: 0 E: 0 K: 3 S: 14 | H: 1 LOB: 1 BB: 0 P: 23 | R: 0 E: 0 K: 0 S: 6 | H: 0 LOB: 2 BB: 2 P: 15 | R: 0 E: 0 K: 0 S: 5 | H: 0 LOB: 1 BB: 1 P: 12 | R: 0 E: 0 K: 0 S: 5 | H: 0 LOB: 0 BB: 1 P: 11 | R: 0 E: 0 K: 1 S: 7 | H: 0 LOB: 0 BB: 0 P: 9 | R: 0 E: 0 K: 1 S: 8 | H: 0 LOB: 0 BB: 0 P: 9 | R: 0 E: 0 K: 1 S: 8 | H: 3 LOB: 2 BB: 0 P: 26 | 1B: 3 2B: 2 3B: 0 HR: 0 | SF: 1 SAC: 1 DP: 1 HBP: 1 | WP: 0 PB: 0 CS: 0 | PA: 36 | | | | | | | | | | | |
| PITCHER | IP WLS BF H R ER SO BB IBB HBP BLK WP HR S P ERA WHIP | IP WLS BF H R ER SO BB IBB HBP BLK WP HR S P ERA WHIP | | | | | | | | | | | | | | | | | | | | | | | | | | | | | | | |
| Jamie Moyer, L ERA: 3.05 45 Tom Gordon, R ERA: 3.6 | (1, 1) (9, 1) | 8.0 1.0 | 31 5 | 4 1 | 2 0 | 2 0 | 5 1 | 0 0 | 0 0 | 0 1 | 0 0 | 0 0 | 0 14 | 66 23 | 11 23 | 2.25 0.00 | 1.000 1.000 | | | | | | | | | | | | | | | | |

| | |
|-----|----|
| AB | 29 |
| R | 2 |
| H | 5 |
| RBI | 2 |
| BB | 4 |
| SO | 6 |
| LOB | 16 |



| Batter | 1 | 2 | 3 | 4 | 5 | 6 | 7 | 8 | 9 | 10 | AB | R | H | RBI | BB | SO | LOB | TOP | |
|--|---|---|---|---|-------------------------------|----------------------------------|-------------------------------|----------------------------------|-------------------------------|----------------------------------|------------------------------|---------------------------------|-------------------------------|----------------------------------|------------------------------|---------------------------------|----------------------------------|------------------------------------|--|
| 11 Jimmy Rollins, S OBP: 0.390, SLG: 0.657 | L8 | | 1B | | F7 | | F7 | | | G6-4-3 HBP | 4 | 0 | 1 | 0 | 0 | 0 | 2 | | |
| 8 Shane Victorino, S OBP: 0.388, SLG: 0.364 | G3 | | F8 | | P5 | | | P4 | | G6-4-3 | 5 | 0 | 0 | 0 | 0 | 0 | 3 | | |
| 26 Chase Utley, L OBP: 0.338, SLG: 0.426 | K | | | K | P5 | | | G6-4-3 HBP | | | 3 | 0 | 0 | 0 | 0 | 2 | 1 | | |
| Pat Burrell, R OBP: 0.407, SLG: 0.438 | | 1B | | 1B | 1B | | G5-3 | | | G6-4-3 | 3 | 0 | 1 | 0 | 1 | 0 | 1 | | |
| 39 Brett Myers, R OBP: 0.388, SLG: 0.364 | | | | BB | | | | | | | 0 | 0 | 0 | 0 | 0 | 0 | 0 | | |
| 45 Tom Gordon, R OBP: 0.388, SLG: 0.364 | | | | | | | | | | | 0 | 0 | 0 | 0 | 0 | 0 | 0 | | |
| Wes Helms, R OBP: 0.315, SLG: 0.298 | P2 | | | 1B | | | P6 | | | K | 3 | 0 | 1 | 0 | 0 | 0 | 1 | | |
| 9 Michael Bourn, L OBP: 0.182, SLG: 0.100 | | | | 1B | | | | | | | 1 | 0 | 0 | 0 | 0 | 1 | 0 | | |
| Aaron Rowand, R OBP: 0.446, SLG: 0.463 | K | | | G4-3 | | | F9 | | | G6-3 | 4 | 0 | 2 | 0 | 0 | 1 | 1 | | |
| Abraham Nunez, S OBP: 0.176, SLG: 0.125 | G5-3 | | | 1B | | | G4-3 | | | 1B | 4 | 0 | 0 | 0 | 0 | 0 | 5 | | |
| 51 Carlos Ruiz, R OBP: 0.318, SLG: 0.452 | | | P4 | | | | | G3-1 | | G6-3 | 4 | 0 | 0 | 0 | 0 | 0 | 5 | | |
| 21 Jon Lieber, L OBP: 0.318, SLG: 0.452 | | | | | | | | P5 | | | 4 | 1 | 1 | 0 | 0 | 1 | 1 | | |
| 40 Matt Smith, L OBP: 0.250, SLG: 0.316 | | | | | | | | | | K | 2 | 0 | 0 | 0 | 0 | 1 | 0 | | |
| 19 Greg Dobbs, L OBP: 0.250, SLG: 0.316 | | | | | | | | | | | 2 | 0 | 1 | 0 | 0 | 1 | 0 | | |
| Inning Stats | R: 0 E: 0 K: 1 S: 7 | H: 0 LOB: 0 BB: 0 P: 9 | R: 0 E: 0 K: 1 S: 11 | H: 1 LOB: 1 BB: 0 P: 16 | R: 0 E: 0 K: 1 S: 16 | H: 1 LOB: 1 BB: 0 P: 23 | R: 0 E: 0 K: 1 S: 11 | H: 2 LOB: 2 BB: 1 P: 20 | R: 1 E: 1 K: 0 S: 13 | H: 1 LOB: 1 BB: 0 P: 21 | R: 0 E: 0 K: 0 S: 7 | H: 0 LOB: 0 BB: 0 P: 9 | R: 0 E: 0 K: 2 S: 13 | H: 1 LOB: 1 BB: 0 P: 18 | R: 0 E: 0 K: 1 S: 7 | H: 0 LOB: 0 BB: 0 P: 8 | 1B: 7 2B: 0 3B: 0 HR: 0 | SF: 0 SAC: 0 DP: 3 HBP: 2 | WP: 0 PA: 38 PB: 0 SB: 0 CS: 0 |
| PITCHER | IP WLS BF H R ER SO BB IBB HBP BLK WP HR S P ERA WHIP | 7.0 1.0 3 0 0 0 0 0 0 0 0 0 0 0 6 9 0.00 1.000 | 1.0 1.0 4 1 0 0 2 0 0 0 0 0 0 0 13 18 0.00 1.000 | 1.0 1.0 3 0 0 0 1 0 0 0 0 0 0 0 7 8 0.00 0.000 | | | | | | | | | | | | | | | |
| Kyle Lohse, R ERA: 1.91 | 29 Mike Stanton, L ERA: 1.42 | 56 Todd Coffey, R ERA: 7.71 | 40 Jon Coutangus, L ERA: 4.26 | | | | | | | | | | | | | | | | |

Philadelphia Phillies @ Cincinnati Reds
Great American Ball Park, Cincinnati, OH

AB 35
R 1
H 7
RBI 0
BB 1
SO 7
LOB 15



WP: 0 PA: 38
PB: 0
SB: 0
CS: 0

| Batter | 1 | 2 | 3 | 4 | 5 | 6 | 7 | 8 | 9 | 10 | AB | R | H | RBI | BB | SO | LOB | BOTTOM | | | |
|---|---|---|---|---|---|----------------------------------|------------------------------|----------------------------------|-------------------------------|----------------------------------|------------------------------|----------------------------------|-------------------------------|----------------------------------|------------------------------|----------------------------------|-------------------------------|----------------------------------|----------------------------------|------------------------------------|--|
| 6 Ryan Freel, R OBP: 0.379, SLG: 0.345 | L8 | | G4-3 | | | E5 | | G6-3 | | G6-4-3 1B | 5 | 0 | 1 | 0 | 0 | 0 | 1 | | | | |
| Adam Dunn, L OBP: 0.380, SLG: 0.524 | L4 | | | K | | K | | | | G6-4-3 1B | 3 | 0 | 0 | 0 | 2 | 2 | 1 | | | | |
| 4 Brandon Phillips, R OBP: 0.307, SLG: 0.455 | K | | | G6-3 | | G6-3 BB | | | | G6-4-3 1B | 4 | 0 | 1 | 1 | 1 | 2 | 1 | | | | |
| 33 Josh Hamilton, L OBP: 0.436, SLG: 0.644 | | | | | | | | | | G6-3 | 2 | 0 | 0 | 0 | 2 | 0 | 0 | | | | |
| 12 Edwin Encarnación, R OBP: 0.294, SLG: 0.173 | | G5-3 | | | | L7 | | | | G5-3 | 4 | 0 | 0 | 0 | 0 | 0 | 4 | | | | |
| Scott Hatteberg, L OBP: 0.348, SLG: 0.439 | | | | | | F9 | | L9 | | HR | 4 | 1 | 1 | 1 | 0 | 0 | 0 | | | | |
| 2 Alex Gonzalez, R OBP: 0.346, SLG: 0.326 | | | | | | P6 | | F8 | | G5-3 | 4 | 0 | 1 | 0 | 0 | 0 | 0 | | | | |
| 26 David Ross, R OBP: 0.150, SLG: 0.111 | | | | | | | | G5-3 | | | 3 | 0 | 0 | 0 | 0 | 2 | 1 | | | | |
| Jeff Conine, R OBP: 0.333, SLG: 0.536 | | | | K | | K | | | | K | 1 | 0 | 0 | 0 | 0 | 1 | 0 | | | | |
| Kyle Lohse, R ERA: 3.38 | 29 Mike Stanton, L ERA: 3.32 | 30 Norris Hopper, R ERA: 13.5 | 56 Todd Coffey, R ERA: 0.93 | 40 Jon Coutangus, L ERA: 5.21 | | | | | | | | | | | | | | | | | |
| Inning Stats | R: 0 E: 0 K: 1 S: 6 | H: 0 LOB: 0 BB: 0 P: 9 | R: 0 E: 0 K: 0 S: 8 | H: 0 LOB: 0 BB: 0 P: 13 | R: 0 E: 0 K: 1 S: 10 | H: 1 LOB: 1 BB: 0 P: 15 | R: 0 E: 0 K: 1 S: 7 | H: 0 LOB: 1 BB: 1 P: 14 | R: 0 E: 2 K: 1 S: 15 | H: 0 LOB: 0 BB: 2 P: 28 | R: 0 E: 0 K: 0 S: 9 | H: 0 LOB: 0 BB: 0 P: 14 | R: 0 E: 0 K: 2 S: 12 | H: 1 LOB: 1 BB: 1 P: 20 | R: 1 E: 0 K: 0 S: 7 | H: 1 LOB: 0 BB: 0 P: 13 | R: 1 E: 0 K: 1 S: 12 | H: 2 LOB: 3 BB: 2 P: 24 | 1B: 2 2B: 1 3B: 0 HR: 1 | SF: 0 SAC: 0 DP: 0 HBP: 0 | WP: 0 PA: 39 PB: 0 SB: 1 CS: 0 |
| PITCHER | IP WLS BF H R ER SO BB IBB HBP BLK WP HR S P ERA WHIP | 5.2 0.0 0.0 1.1 0.0 0.0 0.0 1 0 0 0 0 0 0 2 6 0.00 0.353 | 0.0 1.0 0.0 0.0 0.0 0.0 0.0 1 0 0 0 0 0 0 2 6 0.00 0.000 | 1.1 1.1 4 1 0 0 0 0 0 0 0 0 0 0 12 17 0.00 0.000 | 1.0 1.0 3 0 0 0 2 1 0 0 0 0 0 0 12 20 0.00 1.000 | | | | | | | | | | | | | | | | |
| 45 Tom Gordon, R ERA: 5.68 | | | | | | | | | | | | | | | | | | | | | |

Philadelphia Phillies @ Cincinnati Reds
Great American Ball Park, Cincinnati, OH

AB 33
R 2
H 4
RBI 2
BB 6
SO 8
LOB 9



WP: 0 PA: 39
PB: 0
SB: 1
CS: 0

| Batter | 1 | 2 | 3 | 4 | 5 | 6 | 7 | 8 | 9 | AB | R | H | RBI | BB | SO | LOB | TOP | | | | | |
|--|---|---|------------------------------|----------------------------------|------------------------------|---------------------------------|-------------------------------|----------------------------------|------------------------------|----------------------------------|-------------------------------|----------------------------------|-------------------------------|----------------------------------|-------------------------------|----------------------------------|--|---------------------------------|----------------------------------|------------------------------------|----------------------------------|--------|
| 8 Shane Victorino, S (1,9) OBP: 0.394, SLG: 0.373 | 1-1 26 S 11 E 2B | | 0-2 G6-4-3 1B | | 0-2 F7 | | | 2-1 F7 | | 4 | 1 | 2 | 0 | 0 | 0 | 0 | Philadelphia Phillies @ Cincinnati Reds Great American Ball Park, Cincinnati, OH Sat Apr 21 2007, 7:10 PM EDT Att: 39,353 - Clear - 72 F livebaseballscores.com | | | | | |
| Aaron Rowand, R (1,8) OBP: 0.455, SLG: 0.500 | 1-0 P3 | | 0-0 G6-4-3 1-2 | | 2-1 F8 | | | 1-1 HR | | 4 | 1 | 1 | 1 | 0 | 0 | 2 | | | | | | |
| 11 Jimmy Rollins, S (1,6) OBP: 0.370, SLG: 0.620 | 0-1 FC5 26 S 2B | | 1-1 G6-3 | | | | | 1-3 K | | 4 | 1 | 0 | 0 | 0 | 1 | 1 | | | | | | |
| 26 Chase Utley, L (1,4) OBP: 0.346, SLG: 0.492 | 1-0 1-H 2-H 2B | | | | 2-2 G4-3 | | | 1-1 HR | | 4 | 1 | 2 | 3 | 0 | 0 | 0 | | | | | | |
| Pat Burrell, R (1,7) OBP: 0.438, SLG: 0.404 | 2-0 F9 | | | | 1-1 F8 | | | 0-1 P6 | | 4 | 0 | 0 | 0 | 0 | 0 | 1 | | | | | | |
| 9 Michael Bourn, L (9,7) OBP: 0.182, SLG: 0.100 | | | | | | | | | 1-2 F8 | 0 | 0 | 0 | 0 | 0 | 0 | 0 | | | | | | |
| Wes Helms, R (1,3) OBP: 0.310, SLG: 0.294 | 3-2 F9 | | | | 1-1 1B | | | 1-2 G6-3 | | 4 | 0 | 1 | 0 | 0 | 0 | 1 | | | | | | |
| Abraham Nunez, S (1,5) OBP: 0.190, SLG: 0.150 | | | | | 0-0 1B | | | 1-1 G4-3 | | 4 | 0 | 1 | 0 | 0 | 0 | 0 | | | | | | |
| 2 Rod Barajas, R (1,2) OBP: 0.375, SLG: 0.167 | | | | | 1-2 1B | | | 1-2 35 CS 1B | | 3 | 0 | 1 | 0 | 0 | 1 | 2 | | | | | | |
| 35 Cole Hamels, L (1,1) OBP: 0.182, SLG: 0.100 | | | | | | | | 1-3 SAFE 1-2 K | | 3 | 0 | 0 | 0 | 0 | 1 | 1 | | | | | | |
| Inning Stats | R: 2 E: 1 K: 0 S: 11 | H: 2 LOB: 1 BB: 0 P: 19 | R: 0 E: 0 K: 0 S: 8 | H: 0 LOB: 0 BB: 0 P: 13 | R: 0 E: 0 K: 1 S: 6 | H: 1 LOB: 0 BB: 0 P: 7 | R: 0 E: 0 K: 1 S: 12 | H: 2 LOB: 2 BB: 0 P: 18 | R: 0 E: 0 K: 0 S: 8 | H: 0 LOB: 0 BB: 0 P: 11 | R: 1 E: 0 K: 0 S: 10 | H: 1 LOB: 0 BB: 0 P: 14 | R: 0 E: 0 K: 1 S: 10 | H: 1 LOB: 0 BB: 0 P: 13 | R: 1 E: 0 K: 0 S: 10 | H: 1 LOB: 0 BB: 0 P: 15 | R: 0 E: 0 K: 0 S: 6 | H: 0 LOB: 0 BB: 0 P: 8 | 1B: 5 2B: 1 3B: 0 HR: 2 | SF: 0 SAC: 0 DP: 1 HBP: 0 | WP: 0 PB: 0 SB: 2 CS: 1 | PA: 34 |
| PITCHER | IP WLS BF H R ER SO BB IBB HBP BLK WP HR S P ERA WHIP | IP WLS BF H R ER SO BB IBB HBP BLK WP HR S P ERA WHIP | | | | | | | | | | | | | | | IP WLS BF H R ER SO BB IBB HBP BLK WP HR S P ERA WHIP | | | | | |
| 22 Eric Milton, L (1,1) ERA: 4.32 | 6.0 L 24 6 3 2 1 0 0 0 0 0 1 55 82 3.00 1.000 | | | | | | | | | | | | | | | | | | | | | |
| Victor Santos, R (7,1) ERA: 2.25 | 2.0 7 2 1 1 2 0 0 0 0 0 0 1 20 28 4.50 1.000 | | | | | | | | | | | | | | | | | | | | | |
| 35 Kirk Saarloos, R (9,1) ERA: 4.15 | 1.0 3 0 0 0 0 0 0 0 0 0 0 0 6 8 0.00 0.000 | | | | | | | | | | | | | | | | | | | | | |

| Batter | 1 | 2 | 3 | 4 | 5 | 6 | 7 | 8 | 9 | AB | R | H | RBI | BB | SO | LOB | BOTTOM | | | | | |
|---|---|---|------------------------------|----------------------------------|------------------------------|----------------------------------|------------------------------|----------------------------------|------------------------------|---------------------------------|-------------------------------|----------------------------------|------------------------------|---------------------------------|-------------------------------|----------------------------------|--|---------------------------------|----------------------------------|------------------------------------|----------------------------------|--------|
| 6 Ryan Freel, R (1,8) OBP: 0.371, SLG: 0.339 | 3-3 K | | 2-0 P3 | | | | | 0-1 F9 | | 4 | 0 | 1 | 0 | 0 | 1 | 1 | Philadelphia Phillies @ Cincinnati Reds Great American Ball Park, Cincinnati, OH Sat Apr 21 2007, 7:10 PM EDT Att: 39,353 - Clear - 72 F livebaseballscores.com | | | | | |
| Adam Dunn, L (1,7) OBP: 0.373, SLG: 0.522 | 1-3 K | | 1-3 K | | | | | 0-0 K | | 4 | 0 | 1 | 0 | 0 | 3 | 3 | | | | | | |
| 4 Brandon Phillips, R (1,4) OBP: 0.291, SLG: 0.429 | 1-3 K | | | | | | | 1-3 2B K | | 4 | 0 | 0 | 0 | 0 | 3 | 1 | | | | | | |
| Jeff Conine, R (1,3) OBP: 0.324, SLG: 0.594 | | | | | | | | 0-0 HR | | 4 | 1 | 1 | 1 | 0 | 2 | 0 | | | | | | |
| 2 Alex Gonzalez, R (1,6) OBP: 0.321, SLG: 0.300 | | | | | | | | 0-3 K | | 4 | 0 | 0 | 0 | 0 | 2 | 0 | | | | | | |
| 33 Josh Hamilton, L (1,9) OBP: 0.429, SLG: 0.794 | | | | | | | | 1-1 G4-3 | | 2 | 0 | 0 | 0 | 1 | 1 | 0 | | | | | | |
| 12 Edwin Encarnación, R (1,5) OBP: 0.274, SLG: 0.200 | | | | | | | | 0-3 K | | 3 | 0 | 2 | 0 | 0 | 1 | 0 | | | | | | |
| 26 David Ross, R (1,2) OBP: 0.163, SLG: 0.105 | | | | | | | | 4-0 22 SH1-4 BB | | 2 | 0 | 0 | 0 | 1 | 1 | 3 | | | | | | |
| 22 Eric Milton, L (1,1) 30 Norris Hopper, R (6,PH) Victor Santos, R (7,1) 9 Juan Castro, R (8,PH) 35 Kirk Saarloos, R (9,1) | | | | | | | | 1-1 G5-4-3 1B | | 0 | 0 | 0 | 0 | 0 | 0 | 0 | | | | | | |
| Inning Stats | R: 0 E: 0 K: 3 S: 12 | H: 0 LOB: 0 BB: 0 P: 17 | R: 1 E: 0 K: 2 S: 9 | H: 1 LOB: 0 BB: 0 P: 10 | R: 0 E: 0 K: 1 S: 5 | H: 0 LOB: 1 BB: 1 P: 14 | R: 0 E: 0 K: 2 S: 8 | H: 0 LOB: 0 BB: 0 P: 11 | R: 0 E: 0 K: 0 S: 4 | H: 1 LOB: 0 BB: 1 P: 9 | R: 0 E: 0 K: 1 S: 13 | H: 1 LOB: 1 BB: 0 P: 18 | R: 0 E: 0 K: 2 S: 8 | H: 0 LOB: 0 BB: 0 P: 9 | R: 0 E: 0 K: 3 S: 15 | H: 2 LOB: 2 BB: 0 P: 19 | R: 0 E: 0 K: 1 S: 8 | H: 0 LOB: 0 BB: 0 P: 8 | 1B: 3 2B: 1 3B: 1 HR: 1 | SF: 0 SAC: 1 DP: 0 HBP: 0 | WP: 0 PB: 0 SB: 0 CS: 0 | PA: 32 |
| PITCHER | IP WLS BF H R ER SO BB IBB HBP BLK WP HR S P ERA WHIP | IP WLS BF H R ER SO BB IBB HBP BLK WP HR S P ERA WHIP | | | | | | | | | | | | | | | IP WLS BF H R ER SO BB IBB HBP BLK WP HR S P ERA WHIP | | | | | |
| 35 Cole Hamels, L (1,1) ERA: 2.57 | 9.0 W 32 5 1 1 15 2 0 0 0 0 1 82 115 1.00 0.778 | | | | | | | | | | | | | | | | | | | | | |

| Batter | 1 | 2 | 3 | 4 | 5 | 6 | 7 | 8 | 9 | AB | R | H | RBI | BB | SO | LOB | TOP | | | | |
|---|---|---|---|---|---|---|---|---|---|---|---|---|---|---|---|---|--|---|---|---|---|
| 11 Jimmy Rollins, S OBP: 0.372, SLG: 0.600 | 1-1 G3-1 | | 3-1 8 1B 26 2B | 1-1 G3-1 | | 2-3 K | | 2-1 HBP | | 4 | 1 | 1 | 0 | 0 | 1 | 1 | Philadelphia Phillies @ Cincinnati Reds Great American Ball Park, Cincinnati, OH Sun Apr 22 2007, 1:15 PM EDT Att: 29,717 - Sunny - 77 F | | | | |
| 8 Shane Victorino, S OBP: 0.395, SLG: 0.375 | 0-0 26 2B 6 SF8 | | 1-0 26 2B 19 SF7 | 2-2 F8 | | | 3-2 P3 | 1-3 K | | 5 | 2 | 2 | 0 | 0 | 1 | 2 | | | | | |
| 26 Chase Utley, L OBP: 0.373, SLG: 0.529 | 1-1 6 SF8 1B | | 0-1 1B | 1-3 2B | 2-3 K | | 4-2 E S BB | 1-2 6 HR HBP | | 3 | 3 | 2 | 1 | 1 | 1 | 0 | | | | | |
| 6 Ryan Howard, L OBP: 0.429, SLG: 0.400 | 0-0 SF8 | | 1-3 3-H 2B | 4-0 1B IBB | 3-3 K | | 1-0 F8 | 0-2 1-H HR | | 3 | 1 | 1 | 3 | 1 | 1 | 1 | | | | | |
| Wes Helms, R 39 Brett Myers, R | 2-2 1B | | 0-3 K | 2-1 1B | 2-1 K | | 1-1 E5 | 1-1 51 2B 2B | | 5 | 1 | 3 | 1 | 0 | 1 | 3 | | | | | |
| 19 Greg Dobbs, L Pat Burrell, R 9 Michael Bourn, L | 2-1 L4 | | 3-2 SF7 | 1-1 L9 | 1-1 L9 | | 1-2 L6 | 0-0 P5 | | 2 | 0 | 0 | 1 | 0 | 0 | 2 | | | | | |
| Aaron Rowand, R | | 3-2 K | 0-0 1-2 2-3 1B | | 0-0 34 SH1-4 1B | | 1-2 E5 28 G4-3 51 SH1-4 | 4-2 51 2B BB | | 4 | 1 | 2 | 0 | 1 | 1 | 0 | | | | | |
| 51 Carlos Ruiz, R | | 0-0 L5 | 2-3 K | | 1-3 K | | 1-0 SH1-4 | 2-1 L1-4 2B | | 4 | 0 | 1 | 2 | 0 | 2 | 4 | | | | | |
| 34 Freddy Garcia, R 40 Matt Smith, L Geoff Geary, R 28 Jayson Werth, R Antonio Alfonseca, R Abraham Nunez, S | | 0-3 K | | 0-1 G3-1 | | 0-1 SH1-4 | | 3-1 G4-3 | 2-1 L1-4 | 2 | 0 | 0 | 0 | 0 | 0 | 1 | | | | | |
| Inning Stats | R: 2 E: 0 K: 0 S: 11 | H: 3 LOB: 1 BB: 0 P: 17 | R: 0 E: 0 K: 2 S: 9 | H: 0 LOB: 0 BB: 0 P: 12 | R: 2 E: 0 K: 2 S: 18 | H: 4 LOB: 3 BB: 1 P: 31 | R: 0 E: 0 K: 0 S: 7 | H: 0 LOB: 0 BB: 0 P: 10 | R: 0 E: 0 K: 2 S: 13 | H: 1 LOB: 1 BB: 0 P: 21 | R: 0 E: 1 K: 0 S: 12 | H: 0 LOB: 1 BB: 1 P: 22 | R: 0 E: 1 K: 1 S: 11 | H: 0 LOB: 2 BB: 1 P: 19 | R: 4 E: 0 K: 0 S: 15 | H: 3 LOB: 0 BB: 1 P: 25 | | 1B: 7 2B: 5 3B: 0 HR: 1 | SF: 2 SAC: 2 DP: 1 HBP: 2 | WP: 0 PB: 0 SB: 1 CS: 0 | PA: 45 |
| PITCHER | IP WLS BF H R ER SO BB IBB HBP BLK WP HR S P ERA WHIP | IP WLS BF H R ER SO BB IBB HBP BLK WP HR S P ERA WHIP | IP WLS BF H R ER SO BB IBB HBP BLK WP HR S P ERA WHIP | IP WLS BF H R ER SO BB IBB HBP BLK WP HR S P ERA WHIP | IP WLS BF H R ER SO BB IBB HBP BLK WP HR S P ERA WHIP | IP WLS BF H R ER SO BB IBB HBP BLK WP HR S P ERA WHIP | IP WLS BF H R ER SO BB IBB HBP BLK WP HR S P ERA WHIP | IP WLS BF H R ER SO BB IBB HBP BLK WP HR S P ERA WHIP | IP WLS BF H R ER SO BB IBB HBP BLK WP HR S P ERA WHIP | IP WLS BF H R ER SO BB IBB HBP BLK WP HR S P ERA WHIP | IP WLS BF H R ER SO BB IBB HBP BLK WP HR S P ERA WHIP | IP WLS BF H R ER SO BB IBB HBP BLK WP HR S P ERA WHIP | IP WLS BF H R ER SO BB IBB HBP BLK WP HR S P ERA WHIP | IP WLS BF H R ER SO BB IBB HBP BLK WP HR S P ERA WHIP | IP WLS BF H R ER SO BB IBB HBP BLK WP HR S P ERA WHIP | IP WLS BF H R ER SO BB IBB HBP BLK WP HR S P ERA WHIP | IP WLS BF H R ER SO BB IBB HBP BLK WP HR S P ERA WHIP | IP WLS BF H R ER SO BB IBB HBP BLK WP HR S P ERA WHIP | IP WLS BF H R ER SO BB IBB HBP BLK WP HR S P ERA WHIP | IP WLS BF H R ER SO BB IBB HBP BLK WP HR S P ERA WHIP | IP WLS BF H R ER SO BB IBB HBP BLK WP HR S P ERA WHIP |

| | |
|-----|----|
| AB | 36 |
| R | 9 |
| H | 12 |
| RBI | 8 |
| BB | 3 |
| SO | 9 |
| LOB | 17 |



| Batter | 1 | 2 | 3 | 4 | 5 | 6 | 7 | 8 | 9 | AB | R | H | RBI | BB | SO | LOB | BOTTOM | | | | | |
|--|---|---|---|---|---|---|---|---|---|---|---|---|---|---|---|---|--|---|---|---|---|----------------------------------|
| 6 Ryan Freel, R OBP: 0.365, SLG: 0.364 | 1-1 G6-3 | | 2-2 3B | | 3-2 L8 | | 1-1 F8 | | | 4 | 0 | 1 | 0 | 0 | 0 | 0 | Philadelphia Phillies @ Cincinnati Reds Great American Ball Park, Cincinnati, OH Sun Apr 22 2007, 1:15 PM EDT Att: 29,717 - Sunny - 77 F | | | | | |
| Scott Hatteberg, L OBP: 0.340, SLG: 0.444 | 2-1 G3 | | 2-1 G5-3 | | | 2-1 BB 12 1B | | 1-1 G4-3 | | 4 | 1 | 1 | 0 | 0 | 1 | | | | | | | |
| 4 Brandon Phillips, R | 1-1 HBP | | | 2-2 33 1B 33 SF7 | | 4-2 BB 12 1B HBP | | 1-2 G6-3 | | 2 | 1 | 1 | 0 | 0 | 0 | 0 | | | | | | |
| 33 Josh Hamilton, L OBP: 0.413, SLG: 0.737 | 2-0 L9 | | | 2-1 12 S 1B | | 2-3 K | | 1-1 G6-3 | | 4 | 0 | 1 | 0 | 0 | 1 | 3 | | | | | | |
| Adam Dunn, L OBP: 0.367, SLG: 0.500 | | 2-1 G3-1 | | 1-3 K | | 4-2 12 1B BB | | 2-3 K | | 3 | 0 | 0 | 0 | 1 | 2 | 2 | | | | | | |
| Javier Valentin, S OBP: 0.397, SLG: 0.333 | | 2-1 F8 | | 2-2 SF7 | | 1-1 L3 | | 4-2 2B BB | | 2 | 1 | 0 | 1 | 1 | 0 | 3 | | | | | | |
| 12 Edwin Encarnación, R 35 Kirk Saarloos, R 29 Mike Stanton, L Victor Santos, R Ken Griffey Jr., L | | 3-1 F7 | | 3-1 F8 | | 1-2 1-2 2-H 3-H 1B | | 1-1 2B | | 3 | 0 | 1 | 1 | 0 | 0 | 1 | | | | | | |
| 2 Alex Gonzalez, R OBP: 0.300, SLG: 0.278 | | | 0-1 F7 | | 2-3 K | | 1-2 F8 | | 1-1 G6-3 | 4 | 0 | 0 | 0 | 0 | 1 | 1 | | | | | | |
| 31 Matt Belisle, R 30 Norris Hopper, R 56 Todd Coffey, R 40 Jon Coutlangus, L 9 Juan Castro, R | | | 0-3 K | | 3-2 L8 | | 1-1 F7 | | 0-1 G6-3 | 1 | 0 | 0 | 0 | 0 | 1 | 0 | | | | | | |
| Inning Stats | R: 0 E: 0 K: 0 S: 6 | H: 0 LOB: 0 BB: 0 P: 12 | R: 0 E: 0 K: 0 S: 6 | H: 0 LOB: 0 BB: 0 P: 13 | R: 0 E: 0 K: 1 S: 10 | H: 1 LOB: 1 BB: 0 P: 14 | R: 1 E: 0 K: 1 S: 14 | H: 2 LOB: 1 BB: 0 P: 22 | R: 0 E: 0 K: 1 S: 9 | H: 0 LOB: 0 BB: 0 P: 17 | R: 1 E: 0 K: 0 S: 17 | H: 2 LOB: 2 BB: 1 P: 31 | R: 0 E: 0 K: 0 S: 7 | H: 0 LOB: 0 BB: 0 P: 10 | R: 0 E: 0 K: 0 S: 7 | H: 0 LOB: 0 BB: 0 P: 10 | | R: 1 E: 0 K: 1 S: 13 | H: 1 LOB: 1 BB: 1 P: 21 | 1B: 3 2B: 2 3B: 1 HR: 0 | SF: 1 SAC: 0 DP: 0 HBP: 2 | WP: 0 PB: 0 SB: 2 CS: 0 |
| PITCHER | IP WLS BF H R ER SO BB IBB HBP BLK WP HR S P ERA WHIP | IP WLS BF H R ER SO BB IBB HBP BLK WP HR S P ERA WHIP | IP WLS BF H R ER SO BB IBB HBP BLK WP HR S P ERA WHIP | IP WLS BF H R ER SO BB IBB HBP BLK WP HR S P ERA WHIP | IP WLS BF H R ER SO BB IBB HBP BLK WP HR S P ERA WHIP | IP WLS BF H R ER SO BB IBB HBP BLK WP HR S P ERA WHIP | IP WLS BF H R ER SO BB IBB HBP BLK WP HR S P ERA WHIP | IP WLS BF H R ER SO BB IBB HBP BLK WP HR S P ERA WHIP | IP WLS BF H R ER SO BB IBB HBP BLK WP HR S P ERA WHIP | IP WLS BF H R ER SO BB IBB HBP BLK WP HR S P ERA WHIP | IP WLS BF H R ER SO BB IBB HBP BLK WP HR S P ERA WHIP | IP WLS BF H R ER SO BB IBB HBP BLK WP HR S P ERA WHIP | IP WLS BF H R ER SO BB IBB HBP BLK WP HR S P ERA WHIP | IP WLS BF H R ER SO BB IBB HBP BLK WP HR S P ERA WHIP | IP WLS BF H R ER SO BB IBB HBP BLK WP HR S P ERA WHIP | IP WLS BF H R ER SO BB IBB HBP BLK WP HR S P ERA WHIP | IP WLS BF H R ER SO BB IBB HBP BLK WP HR S P ERA WHIP | IP WLS BF H R ER SO BB IBB HBP BLK WP HR S P ERA WHIP | IP WLS BF H R ER SO BB IBB HBP BLK WP HR S P ERA WHIP | IP WLS BF H R ER SO BB IBB HBP BLK WP HR S P ERA WHIP | IP WLS BF H R ER SO BB IBB HBP BLK WP HR S P ERA WHIP | |



| Batter | 1 | 2 | 3 | 4 | 5 | 6 | 7 | 8 | 9 | AB | R | H | RBI | BB | SO | LOB | TOP | | | | | | | | | |
|---|-------------------------------|----------------------------------|-------------------------------|----------------------------------|-------------------------------|----------------------------------|------------------------------|---------------------------------|------------------------------|----------------------------------|------------------------------|----------------------------------|------------------------------|----------------------------------|------------------------------|----------------------------------|---|----------------------------------|----------------------------------|------------------------------------|----------------------------------|--------|--|--|--|--|
| Craig Biggio, R OBP: 0.273, SLG: 0.417 | | | | | | | | | | 4 | 1 | 1 | 1 | 1 | 1 | 2 | Houston Astros @ Philadelphia Phillies Citizens Bank Park, Philadelphia, PA Mon Apr 23 2007, 7:05 PM EDT Att: 32,517 - Partly Cloudy - 76 F | | | | | | | | | |
| Mark Loretta, R OBP: 0.333, SLG: 0.360 | | | | | | | | | | 4 | 0 | 1 | 2 | 0 | 0 | 1 | | | | | | | | | | |
| 17 Lance Berkman, S OBP: 0.375, SLG: 0.328 | | | | | | | | | | 3 | 1 | 1 | 1 | 1 | 1 | 0 | | | | | | | | | | |
| 45 Carlos Lee, R OBP: 0.321, SLG: 0.529 | | | | | | | | | | 4 | 0 | 1 | 0 | 0 | 0 | 1 | | | | | | | | | | |
| Luke Scott, L OBP: 0.309, SLG: 0.429 | | | | | | | | | | 4 | 0 | 1 | 0 | 0 | 3 | 1 | | | | | | | | | | |
| Mike Lamb, L OBP: 0.478, SLG: 0.353 | | | | | | | | | | 4 | 0 | 2 | 0 | 0 | 1 | 1 | | | | | | | | | | |
| 2 Chris Burke, R OBP: 0.333, SLG: 0.361 | | | | | | | | | | 4 | 0 | 0 | 0 | 0 | 2 | 2 | | | | | | | | | | |
| Brad Ausmus, R OBP: 0.353, SLG: 0.386 | | | | | | | | | | 4 | 1 | 1 | 0 | 0 | 1 | 1 | | | | | | | | | | |
| 43 Chris Sampson, R 21 Rick White, R Morgan Ensberg, R Dave Borkowski, R 54 Brad Lidge, R Orlando Palmeiro, L | | | | | | | | | | 2 | 1 | 0 | 0 | 0 | 0 | 2 | | | | | | | | | | |
| Inning Stats | R: 1 E: 0 K: 2 S: 10 | H: 2 LOB: 1 BB: 0 P: 15 | R: 2 E: 0 K: 1 S: 14 | H: 3 LOB: 2 BB: 1 P: 27 | R: 1 E: 0 K: 2 S: 17 | H: 1 LOB: 0 BB: 0 P: 20 | R: 0 E: 0 K: 0 S: 3 | H: 0 LOB: 0 BB: 0 P: 5 | R: 0 E: 0 K: 0 S: 7 | H: 1 LOB: 1 BB: 1 P: 15 | R: 0 E: 0 K: 1 S: 7 | H: 0 LOB: 0 BB: 0 P: 13 | R: 0 E: 0 K: 0 S: 9 | H: 1 LOB: 1 BB: 1 P: 15 | R: 0 E: 0 K: 0 S: 7 | H: 1 LOB: 1 BB: 0 P: 10 | R: 0 E: 0 K: 1 S: 8 | H: 1 LOB: 1 BB: 0 P: 11 | 1B: 5 2B: 2 3B: 0 HR: 2 | SF: 0 SAC: 0 DP: 1 HBP: 0 | WP: 0 PB: 0 SB: 0 CS: 0 | PA: 37 | | | | |
| PITCHER | IP | WLS | BF | H | R | ER | SO | BB | IBB | HBP | BLK | WP | HR | S | P | ERA | WHIP | | | | | | | | | |
| 23 Adam Eaton, R ERA: 6.48 | (1, 1) | 6.0 | W | 27 | 7 | 4 | 4 | 7 | 3 | 0 | 0 | 0 | 0 | 2 | 63 | 102 | 6.00 | 1.667 | | | | | | | | |
| Geoff Gonyea, R ERA: 2.7 | (7, 1) | 1.0 | H | 2 | 0 | 0 | 0 | 1 | 0 | 0 | 0 | 0 | 0 | 0 | 4 | 6 | 0.00 | 0.000 | | | | | | | | |
| 63 Ryan Madson, R ERA: 4.63 | (8, 1) | 1.0 | | 4 | 1 | 0 | 0 | 0 | 0 | 0 | 0 | 0 | 0 | 7 | 10 | 0.00 | 1.000 | | | | | | | | | |
| 54 Francisco Del Rosario, R ERA: 5.4 | (9, 1) | 1.0 | | 4 | 1 | 0 | 0 | 1 | 0 | 0 | 0 | 0 | 0 | 8 | 11 | 0.00 | 1.000 | | | | | | | | | |

| Batter | 1 | 2 | 3 | 4 | 5 | 6 | 7 | 8 | 9 | AB | R | H | RBI | BB | SO | LOB | BOTTOM | | | | | | | | | |
|---|-------------------------------|----------------------------------|------------------------------|----------------------------------|-------------------------------|----------------------------------|-------------------------------|----------------------------------|------------------------------|----------------------------------|------------------------------|----------------------------------|-------------------------------|----------------------------------|-------------------------------|----------------------------------|---|------------------------------------|----------------------------------|--------|--|--|--|--|--|--|
| 11 Jimmy Rollins, S OBP: 0.398, SLG: 0.675 | | | | | | | | | | 5 | 4 | 4 | 2 | 0 | 0 | 1 | Houston Astros @ Philadelphia Phillies Citizens Bank Park, Philadelphia, PA Mon Apr 23 2007, 7:05 PM EDT Att: 32,517 - Partly Cloudy - 76 F | | | | | | | | | |
| 8 Shane Victorino, S OBP: 0.407, SLG: 0.406 | | | | | | | | | | 5 | 2 | 3 | 3 | 0 | 0 | 1 | | | | | | | | | | |
| 26 Chase Utley, L OBP: 0.364, SLG: 0.548 | | | | | | | | | | 5 | 2 | 1 | 3 | 0 | 0 | 2 | | | | | | | | | | |
| 6 Ryan Howard, L OBP: 0.413, SLG: 0.382 | | | | | | | | | | 5 | 0 | 1 | 0 | 0 | 3 | 1 | | | | | | | | | | |
| Pat Burrell, R OBP: 0.449, SLG: 0.439 | | | | | | | | | | 4 | 1 | 3 | 1 | 0 | 1 | 0 | | | | | | | | | | |
| 9 Michael Bourn, L OBP: 0.231, SLG: 0.167 | | | | | | | | | | 1 | 0 | 1 | 0 | 0 | 0 | 0 | | | | | | | | | | |
| Wes Helms, R OBP: 0.353, SLG: 0.377 | | | | | | | | | | 5 | 0 | 3 | 1 | 0 | 1 | 3 | | | | | | | | | | |
| Aaron Rowand, R OBP: 0.456, SLG: 0.515 | | | | | | | | | | 4 | 1 | 2 | 1 | 0 | 1 | 4 | | | | | | | | | | |
| 2 Rod Barajas, R OBP: 0.379, SLG: 0.182 | | | | | | | | | | 4 | 0 | 1 | 0 | 1 | 2 | 3 | | | | | | | | | | |
| 23 Adam Eaton, R ERA: 6.20 | (1, 1) | 4.0 | L | 26 | 14 | 7 | 7 | 4 | 1 | 0 | 0 | 0 | 0 | 0 | 0 | 14 | 15.75 | 3.750 | | | | | | | | |
| 19 Greg Dobbs, L ERA: 1.54 | (5, 1) | 2.0 | | 7 | 1 | 0 | 0 | 1 | 0 | 0 | 0 | 0 | 0 | 15 | 21 | 0.00 | 0.500 | | | | | | | | | |
| Dave Borkowski, R ERA: 7.94 | (7, 1) | 1.0 | | 7 | 3 | 4 | 4 | 2 | 0 | 0 | 1 | 0 | 0 | 1 | 19 | 28 | 36.00 | 3.000 | | | | | | | | |
| 54 Brad Lidge, R ERA: 8.53 | (8, 1) | 1.0 | | 5 | 2 | 0 | 0 | 3 | 0 | 0 | 0 | 0 | 0 | 0 | 14 | 17 | 0.00 | 2.000 | | | | | | | | |
| Inning Stats | R: 2 E: 0 K: 1 S: 15 | H: 4 LOB: 2 BB: 0 P: 22 | R: 2 E: 0 K: 0 S: 8 | H: 2 LOB: 0 BB: 0 P: 10 | R: 0 E: 0 K: 2 S: 12 | H: 2 LOB: 3 BB: 1 P: 23 | R: 3 E: 0 K: 1 S: 15 | H: 5 LOB: 2 BB: 0 P: 21 | R: 0 E: 0 K: 0 S: 9 | H: 1 LOB: 1 BB: 0 P: 12 | R: 0 E: 0 K: 1 S: 9 | H: 1 LOB: 1 BB: 0 P: 12 | R: 4 E: 0 K: 2 S: 19 | H: 3 LOB: 0 BB: 0 P: 28 | R: 0 E: 0 K: 3 S: 14 | H: 2 LOB: 2 BB: 0 P: 17 | 1B: 13 2B: 4 3B: 1 HR: 2 | SF: 0 SAC: 0 DP: 0 HBP: 1 | WP: 0 PB: 0 SB: 0 CS: 0 | PA: 45 | | | | | | |
| PITCHER | IP | WLS | BF | H | R | ER | SO | BB | IBB | HBP | BLK | WP | HR | S | P | ERA | WHIP | | | | | | | | | |

| Batter | 1 | 2 | 3 | 4 | 5 | 6 | 7 | 8 | 9 | AB | R | H | RBI | BB | SO | LOB | TOP | | | | | | | | |
|--|-------------------------------|----------------------------------|-------------------------------|----------------------------------|-------------------------------|----------------------------------|-------------------------------|----------------------------------|------------------------------|---------------------------------|------------------------------|----------------------------------|-------------------------------|----------------------------------|------------------------------|----------------------------------|--|------------------------------------|----------------------------------|--------|--|--|--|--|--|
| Felipe Lopez, S (1, 6) OBP: 0.365, SLG: 0.337 | | | | | | | | | | 5 | 1 | 2 | 0 | 0 | 1 | 1 | Washington Nationals @ Philadelphia Phillies Citizens Bank Park, Philadelphia, PA Tue Apr 24 2007, 7:05 PM EDT Att: 24,745 - Partly Cloudy - 72 F | | | | | | | | |
| 10 Ronnie Belliard, R (1, 4) OBP: 0.313, SLG: 0.347 | | | | | | | | | | 4 | 0 | 1 | 1 | 1 | 0 | 2 | | | | | | | | | |
| 11 Ryan Zimmerman, R (1, 5) OBP: 0.283, SLG: 0.337 | | | | | | | | | | 3 | 0 | 0 | 0 | 1 | 0 | 3 | | | | | | | | | |
| 21 Dmitri Young, S (1, 3) OBP: 0.376, SLG: 0.443 | | | | | | | | | | 4 | 0 | 0 | 0 | 0 | 1 | 3 | | | | | | | | | |
| 25 Austin Kearns, R (1, 9) OBP: 0.349, SLG: 0.416 | | | | | | | | | | 4 | 2 | 2 | 0 | 0 | 0 | 1 | | | | | | | | | |
| Ryan Church, L (1, 8) OBP: 0.375, SLG: 0.556 | | | | | | | | | | 4 | 0 | 2 | 1 | 0 | 0 | 1 | | | | | | | | | |
| Michael Restovich, R (1, 7) Chris Snelling, L (7, 7) OBP: 0.377, SLG: 0.372 | | | | | | | | | | 3 | 0 | 0 | 0 | 0 | 2 | 2 | | | | | | | | | |
| Brian Schneider, L (1, 2) OBP: 0.284, SLG: 0.242 | | | | | | | | | | 3 | 0 | 1 | 1 | 1 | 1 | 1 | | | | | | | | | |
| 57 Jason Bergmann, R (1, 1) OBP: 0.125, SLG: 0.125 | | | | | | | | | | 3 | 0 | 0 | 0 | 0 | 1 | 3 | | | | | | | | | |
| 52 Saul Rivera, S (7, 1) 59 Micah Bowie, L (7, 1) Jon Rauch, R (8, 1) 13 Robert Fick, L (9, PH) OBP: 0.227, SLG: 0.158 | | | | | | | | | | 0 | 0 | 0 | 0 | 0 | 0 | 0 | | | | | | | | | |
| Inning Stats | R: 0 E: 0 K: 1 S: 10 | H: 0 LOB: 1 BB: 1 P: 21 | R: 1 E: 0 K: 2 S: 12 | H: 2 LOB: 1 BB: 0 P: 17 | R: 1 E: 0 K: 1 S: 15 | H: 2 LOB: 1 BB: 0 P: 20 | R: 0 E: 0 K: 1 S: 10 | H: 0 LOB: 1 BB: 1 P: 17 | R: 0 E: 0 K: 0 S: 7 | H: 2 LOB: 1 BB: 0 P: 8 | R: 0 E: 0 K: 0 S: 8 | H: 1 LOB: 0 BB: 0 P: 11 | R: 0 E: 0 K: 0 S: 10 | H: 1 LOB: 1 BB: 0 P: 15 | R: 0 E: 1 K: 1 S: 9 | H: 0 LOB: 1 BB: 0 P: 16 | 1B: 4 2B: 4 3B: 1 HR: 0 | SF: 0 SAC: 0 DP: 1 HBP: 0 | WP: 1 PB: 0 SB: 0 CS: 0 | PA: 38 | | | | | |
| PITCHER | IP | WLS | BF | H | R | ER | SO | BB | IBB | HBP | BLK | WP | HR | S | P | ERA | WHIP | | | | | | | | |
| Jamie Moyer, L (1, 1) ERA: 3.38 | 6.0 | | 27 | 6 | 3 | 3 | 5 | 3 | 0 | 0 | 0 | 0 | 0 | 60 | 100 | 4.50 | 1.500 | | | | | | | | |
| 63 Ryan Madson, R (7, 1) ERA: 4.26 | 1.0 | 3 | 1 | 0 | 0 | 0 | 0 | 0 | 0 | 0 | 0 | 0 | 0 | 8 | 11 | 0.00 | 1.000 | | | | | | | | |
| Antonio Alfonseca, R (8, 1) ERA: 0.77 | 1.0 | W | 4 | 1 | 0 | 0 | 0 | 0 | 0 | 0 | 0 | 0 | 0 | 10 | 15 | 0.00 | 1.000 | | | | | | | | |
| 45 Tom Gordon, R (9, 1) ERA: 4.91 | 1.0 | S | 4 | 0 | 0 | 0 | 1 | 0 | 0 | 0 | 0 | 1 | 0 | 9 | 16 | 0.00 | 0.000 | | | | | | | | |

| Batter | 1 | 2 | 3 | 4 | 5 | 6 | 7 | 8 | 9 | AB | R | H | RBI | BB | SO | LOB | BOTTOM | | | | | | | | |
|--|------------------------------|---------------------------------|-------------------------------|----------------------------------|------------------------------|----------------------------------|------------------------------|----------------------------------|------------------------------|----------------------------------|-------------------------------|----------------------------------|-------------------------------|----------------------------------|-------------------------------|----------------------------------|--|------------------------------------|----------------------------------|--------|--|--|--|--|--|
| 11 Jimmy Rollins, S (1, 6) OBP: 0.379, SLG: 0.643 | | | | | | | | | | 4 | 0 | 0 | 0 | 0 | 1 | 1 | Washington Nationals @ Philadelphia Phillies Citizens Bank Park, Philadelphia, PA Tue Apr 24 2007, 7:05 PM EDT Att: 24,745 - Partly Cloudy - 72 F | | | | | | | | |
| 8 Shane Victorino, S (1, 9) OBP: 0.388, SLG: 0.384 | | | | | | | | | | 4 | 0 | 0 | 0 | 0 | 0 | 1 | | | | | | | | | |
| 26 Chase Utley, L (1, 4) OBP: 0.370, SLG: 0.553 | | | | | | | | | | 3 | 2 | 1 | 0 | 0 | 1 | 0 | | | | | | | | | |
| 6 Ryan Howard, L (1, 3) OBP: 0.405, SLG: 0.362 | | | | | | | | | | 3 | 0 | 0 | 0 | 1 | 1 | 1 | | | | | | | | | |
| Pat Burrell, R (1, 7) OBP: 0.466, SLG: 0.458 | | | | | | | | | | 2 | 1 | 1 | 1 | 2 | 1 | 0 | | | | | | | | | |
| 9 Michael Bourn, L (9, 7) OBP: 0.231, SLG: 0.167 | | | | | | | | | | 0 | 0 | 0 | 0 | 0 | 0 | 0 | | | | | | | | | |
| Wes Helms, R (1, 5) OBP: 0.347, SLG: 0.369 | | | | | | | | | | 4 | 2 | 1 | 1 | 0 | 0 | 3 | | | | | | | | | |
| Aaron Rowand, R (1, 8) OBP: 0.458, SLG: 0.571 | | | | | | | | | | 4 | 1 | 2 | 2 | 0 | 0 | 1 | | | | | | | | | |
| 51 Carlos Ruiz, R (1, 2) OBP: 0.327, SLG: 0.460 | | | | | | | | | | 4 | 0 | 2 | 1 | 0 | 1 | 1 | | | | | | | | | |
| Jamie Moyer, L (1, 1) ERA: 3.38 63 Ryan Madson, L (7, 1) ERA: 4.26 Antonio Alfonseca, R (8, 1) ERA: 0.77 19 Greg Dobbs, L (8, PH) OBP: 0.200, SLG: 0.200 45 Tom Gordon, R (9, 1) ERA: 4.91 | | | | | | | | | | 2 | 0 | 0 | 0 | 0 | 2 | 0 | | | | | | | | | |
| Inning Stats | R: 0 E: 0 K: 1 S: 6 | H: 0 LOB: 0 BB: 0 P: 8 | R: 1 E: 1 K: 2 S: 13 | H: 1 LOB: 1 BB: 0 P: 22 | R: 0 E: 0 K: 1 S: 7 | H: 0 LOB: 0 BB: 0 P: 11 | R: 0 E: 0 K: 0 S: 6 | H: 0 LOB: 1 BB: 1 P: 12 | R: 0 E: 0 K: 0 S: 6 | H: 0 LOB: 1 BB: 0 P: 11 | R: 1 E: 0 K: 0 S: 13 | H: 2 LOB: 2 BB: 1 P: 23 | R: 1 E: 0 K: 1 S: 17 | H: 2 LOB: 1 BB: 0 P: 27 | R: 3 E: 1 K: 1 S: 18 | H: 2 LOB: 1 BB: 1 P: 29 | 1B: 3 2B: 3 3B: 0 HR: 1 | SF: 0 SAC: 1 DP: 0 HBP: 1 | WP: 0 PB: 0 SB: 0 CS: 0 | PA: 36 | | | | | |
| PITCHER | IP | WLS | BF | H | R | ER | SO | BB | IBB | HBP | BLK | WP | HR | S | P | ERA | WHIP | | | | | | | | |
| 57 Jason Bergmann, R (1, 1) ERA: 3.27 | 6.0 | | 24 | 3 | 2 | 1 | 5 | 2 | 0 | 0 | 0 | 0 | 0 | 51 | 87 | 1.50 | 0.833 | | | | | | | | |
| 52 Saul Rivera, R (7, 1) ERA: 1.35 | 0.1 | B | 3 | 2 | 1 | 1 | 0 | 0 | 0 | 0 | 0 | 0 | 1 | 6 | 10 | 27.00 | 6.000 | | | | | | | | |
| 59 Micah Bowie, L (7, 1) ERA: 3.6 | 1.0 | L | 4 | 0 | 1 | 1 | 2 | 0 | 0 | 1 | 0 | 0 | 0 | 16 | 25 | 9.00 | 0.000 | | | | | | | | |
| Jon Rauch, R (8, 1) ERA: 6.0 | 0.2 | | 5 | 2 | 2 | 1 | 0 | 1 | 0 | 0 | 0 | 0 | 0 | 13 | 21 | 13.50 | 4.500 | | | | | | | | |

AB 35
R 3
H 8
RBI 3
BB 3
SO 6
LOB 18

AB 31
R 6
H 7
RBI 5
BB 3
SO 7
LOB 9



| Batter | 1 | 2 | 3 | 4 | 5 | 6 | 7 | 8 | 9 | AB | R | H | RBI | BB | SO | LOB | TOP | | | | | | | | |
|---|-------------------------------|----------------------------------|------------------------------|----------------------------------|-------------------------------|----------------------------------|-------------------------------|----------------------------------|------------------------------|----------------------------------|-------------------------------|----------------------------------|-------------------------------|----------------------------------|-------------------------------|----------------------------------|--|----------------------------------|----------------------------------|------------------------------------|----------------------------------|--------|--|--|--|
| Felipe Lopez, S (1, 6) OBP: 0.360, SLG: 0.333 | | | | 11 G6-4-3 10 1B | | | | | | 4 | 1 | 1 | 0 | 0 | 2 | 2 | Washington Nationals @ Philadelphia Phillies Citizens Bank Park, Philadelphia, PA Wed Apr 25 2007, 7:05 PM EDT Att: 23,526 - Overcast - 57 F | | | | | | | | |
| 10 Ronnie Belliard, R (1, 4) OBP: 0.321, SLG: 0.354 | | | | 11 G6-4-3 | | | | 11 DI | | 4 | 0 | 2 | 0 | 0 | 0 | 0 | | | | | | | | | |
| 11 Ryan Zimmerman, R (1, 5) OBP: 0.281, SLG: 0.344 | | | | | | | | | | 4 | 0 | 1 | 0 | 0 | 1 | 3 | | | | | | | | | |
| 21 Dmitri Young, S (1, 3) | | | | 25 2B | | | | 25 G1-4-3 | | 3 | 1 | 1 | 1 | 1 | 1 | 1 | | | | | | | | | |
| 25 Austin Kearns, R (1, 9) OBP: 0.356, SLG: 0.425 | | | | 3-H | | | FC5-4 FC1-6 | 1-2 | | 3 | 1 | 1 | 1 | 1 | 1 | 2 | | | | | | | | | |
| Ryan Church, L (1, 8) OBP: 0.369, SLG: 0.533 | | | | | | | FC5-4 1-2 | | | 3 | 0 | 0 | 0 | 1 | 0 | 1 | | | | | | | | | |
| 13 Robert Fick, L (1, 7) OBP: 0.298, SLG: 0.143 | | | | | | | FC1-6 1-2 2-3 | | | 2 | 0 | 0 | 0 | 0 | 1 | 0 | | | | | | | | | |
| Michael Restovich, R (7, PH) OBP: 0.287, SLG: 0.333 | | | | | | | | | | 1 | 0 | 0 | 0 | 0 | 0 | 2 | | | | | | | | | |
| Chris Snelling, L (7, 7) OBP: 0.370, SLG: 0.364 | | | | | | | | | | 1 | 0 | 0 | 0 | 0 | 1 | 0 | | | | | | | | | |
| Brian Schneider, L (1, 2) OBP: 0.282, SLG: 0.258 | | | | | | | BB 1-2 3-H | | | 4 | 0 | 1 | 1 | 0 | 0 | 1 | | | | | | | | | |
| 22 John Patterson, R (1, 1) | | | | | | | 1-2 | | | 2 | 0 | 0 | 0 | 0 | 0 | 0 | | | | | | | | | |
| 59 Micah Bowie, L (6, 1) | | | | | | | | | | 0 | 0 | 0 | 0 | 0 | 0 | 0 | | | | | | | | | |
| 35 Ryan Wagner, R (6, 1) | | | | | | | | | | 0 | 0 | 0 | 0 | 0 | 0 | 0 | | | | | | | | | |
| D'Angelo Jimenez, S (7, PH) OBP: 0.265, SLG: 0.097 | | | | | | | | | | 0 | 0 | 0 | 0 | 0 | 0 | 0 | | | | | | | | | |
| Levale Speigner, R (7, 1) | | | | | | | | | | 0 | 0 | 0 | 0 | 0 | 0 | 0 | | | | | | | | | |
| 43 Jesus Colome, R (8, 1) | | | | | | | | | | 0 | 0 | 0 | 0 | 0 | 0 | 0 | | | | | | | | | |
| 3 Jesus Flores, R (9, PH) OBP: 0.426, SLG: 0.440 | | | | | | | | | | 1 | 0 | 0 | 0 | 0 | 1 | 1 | | | | | | | | | |
| Inning Stats | R: 0 E: 0 K: 2 S: 11 | H: 0 LOB: 0 BB: 0 P: 13 | R: 0 E: 0 K: 2 S: 9 | H: 0 LOB: 0 BB: 0 P: 14 | R: 0 E: 0 K: 1 S: 11 | H: 0 LOB: 0 BB: 0 P: 16 | R: 2 E: 0 K: 0 S: 14 | H: 4 LOB: 1 BB: 0 P: 19 | R: 0 E: 0 K: 0 S: 8 | H: 0 LOB: 0 BB: 0 P: 11 | R: 0 E: 0 K: 0 S: 11 | H: 1 LOB: 2 BB: 3 P: 13 | R: 1 E: 0 K: 1 S: 12 | H: 0 LOB: 1 BB: 3 P: 27 | R: 0 E: 0 K: 0 S: 10 | H: 1 LOB: 1 BB: 1 P: 18 | R: 0 E: 0 K: 2 S: 14 | H: 1 LOB: 1 BB: 0 P: 21 | 1B: 4 2B: 3 3B: 0 HR: 0 | SF: 0 SAC: 0 DP: 2 HBP: 0 | WP: 0 PB: 0 SB: 0 CS: 0 | PA: 36 | | | |
| PITCHER | IP | WLS | BF | H | R | ER | SO | BB | IBB | HBP | BLK | WP | HR | S | P | ERA | WHIP | | | | | | | | |
| 21 Jon Lieber, R (1, 1) ERA: 3.21 | 6.0 | W | 22 | 5 | 2 | 2 | 5 | 0 | 0 | 0 | 0 | 0 | 0 | 64 | 86 | 3.00 | 0.833 | | | | | | | | |
| 40 Matt Smith, L (7, 1) ERA: 11.25 | 0.2 | | 5 | 0 | 1 | 1 | 0 | 3 | 0 | 0 | 0 | 0 | 0 | 9 | 23 | 13.50 | 4.500 | | | | | | | | |
| Geoff Geary, R (7, 1) ERA: 2.61 | 0.1 | H | 1 | 0 | 0 | 0 | 1 | 0 | 0 | 0 | 0 | 0 | 0 | 3 | 4 | 0.00 | 0.000 | | | | | | | | |
| 39 Brett Myers, R (8, 1) ERA: 7.91 | 1.0 | | 4 | 1 | 0 | 0 | 0 | 1 | 0 | 0 | 0 | 0 | 0 | 10 | 18 | 0.00 | 2.000 | | | | | | | | |
| 54 Francisco Del Rosario, R (9, 1) ERA: 4.15 | 1.0 | | 4 | 1 | 0 | 0 | 2 | 0 | 0 | 0 | 0 | 0 | 0 | 14 | 21 | 0.00 | 1.000 | | | | | | | | |

AB 32
R 3
H 7
RBI 3
BB 4
SO 8
LOB 13



| Batter | 1 | 2 | 3 | 4 | 5 | 6 | 7 | 8 | 9 | AB | R | H | RBI | BB | SO | LOB | BOTTOM | | | | | | | | |
|--|-------------------------------|----------------------------------|-------------------------------|----------------------------------|------------------------------|----------------------------------|------------------------------|----------------------------------|-------------------------------|----------------------------------|-------------------------------|----------------------------------|------------------------------|---------------------------------|-------------------------------|----------------------------------|--|------------------------------------|----------------------------------|--------|--|--|--|--|--|
| 11 Jimmy Rollins, S (1, 6) OBP: 0.380, SLG: 0.659 | | | | | 26 2B 8 S | 26 1B 8 E | | | | 4 | 3 | 1 | 2 | 1 | 0 | 1 | Washington Nationals @ Philadelphia Phillies Citizens Bank Park, Philadelphia, PA Wed Apr 25 2007, 7:05 PM EDT Att: 23,526 - Overcast - 57 F | | | | | | | | |
| 8 Shane Victorino, S (1, 9) OBP: 0.367, SLG: 0.359 | | | | | | BB 26 1B 2-1 | | | | 5 | 0 | 0 | 0 | 0 | 1 | 3 | | | | | | | | | |
| 26 Chase Utley, L (1, 4) OBP: 0.402, SLG: 0.605 | 6 WP | | 6 HR | | 2-H | 1-2 2-H 3-H | | | | 5 | 1 | 5 | 3 | 0 | 0 | 0 | | | | | | | | | |
| 6 Ryan Howard, L (1, 3) OBP: 0.417, SLG: 0.410 | | | | | | | | | | 3 | 1 | 1 | 2 | 2 | 2 | 3 | | | | | | | | | |
| Pat Burrell, R (1, 7) OBP: 0.481, SLG: 0.475 | | 1B 51 G4-3 | | | | | | | | 2 | 1 | 1 | 0 | 2 | 0 | 0 | | | | | | | | | |
| 40 Matt Smith, L (7, 1) | | | | | | | | | | 0 | 0 | 0 | 0 | 0 | 0 | 0 | | | | | | | | | |
| Geoff Geary, R (7, 1) | | | | | | | | | | 0 | 0 | 0 | 0 | 0 | 0 | 0 | | | | | | | | | |
| Abraham Nunez, S (8, 5) OBP: 0.174, SLG: 0.136 | | | | | | | | | | 1 | 0 | 0 | 0 | 0 | 1 | 2 | | | | | | | | | |
| Wes Helms, R (1, 5) OBP: 0.329, SLG: 0.348 | | | | | | | | | | 4 | 0 | 0 | 0 | 0 | 1 | 4 | | | | | | | | | |
| 39 Brett Myers, R (8, 1) | | | | | | | | | | 0 | 0 | 0 | 0 | 0 | 0 | 0 | | | | | | | | | |
| 28 Jayson Werth, R (8, PH) OBP: 0.348, SLG: 0.300 | | | | | | | | | | 1 | 0 | 0 | 0 | 0 | 1 | 2 | | | | | | | | | |
| 54 Francisco Del Rosario, R (9, 1) | | | | | | | | | | 0 | 0 | 0 | 0 | 0 | 0 | 0 | | | | | | | | | |
| Aaron Rowand, R (1, 8) OBP: 0.448, SLG: 0.554 | | 51 G4-3 2-3 | | | | | | | | 4 | 0 | 1 | 0 | 0 | 0 | 0 | | | | | | | | | |
| 51 Carlos Ruiz, R (1, 2) OBP: 0.321, SLG: 0.444 | | | | | | 11 BB 19 BB 8 E | | | | 4 | 1 | 1 | 1 | 0 | 0 | 1 | | | | | | | | | |
| 21 Jon Lieber, L (1, 1) OBP: 0.200, SLG: 0.200 | | | | | 11 FC4-6 | 8 E 11 BB | | 11 HR | | 2 | 0 | 1 | 0 | 0 | 0 | 1 | | | | | | | | | |
| 19 Greg Dobbs, L (6, PH) OBP: 0.231, SLG: 0.261 | | | | | | | | | | 0 | 1 | 0 | 0 | 1 | 0 | 0 | | | | | | | | | |
| 9 Michael Bourn, L (7, 7) OBP: 0.286, SLG: 0.385 | | | | | | | | | | 1 | 1 | 1 | 0 | 0 | 0 | 0 | | | | | | | | | |
| Inning Stats | R: 0 E: 0 K: 1 S: 11 | H: 1 LOB: 1 BB: 0 P: 15 | R: 1 E: 0 K: 1 S: 14 | H: 2 LOB: 0 BB: 0 P: 19 | R: 2 E: 0 K: 1 S: 9 | H: 2 LOB: 0 BB: 0 P: 15 | R: 0 E: 0 K: 0 S: 9 | H: 0 LOB: 0 BB: 0 P: 13 | R: 1 E: 0 K: 0 S: 10 | H: 2 LOB: 3 BB: 2 P: 26 | R: 3 E: 1 K: 1 S: 18 | H: 2 LOB: 3 BB: 3 P: 38 | R: 0 E: 0 K: 0 S: 5 | H: 0 LOB: 0 BB: 0 P: 8 | R: 2 E: 0 K: 2 S: 16 | H: 3 LOB: 2 BB: 1 P: 27 | 1B: 6 2B: 3 3B: 1 HR: 2 | SF: 0 SAC: 0 DP: 0 HBP: 0 | WP: 1 PB: 0 SB: 1 CS: 0 | PA: 42 | | | | | |
| PITCHER | IP | WLS | BF | H | R | ER | SO | BB | IBB | HBP | BLK | WP | HR | S | P | ERA | WHIP | | | | | | | | |
| 22 John Patterson, R (1, 1) ERA: 7.71 | 5.1 | L | 27 | 8 | 6 | 6 | 3 | 2 | 1 | 0 | 0 | 0 | 0 | 9 | 18 | 0.00 | 6.000 | | | | | | | | |
| 59 Micah Bowie, L (6, 1) ERA: 3.48 | 0.1 | | 4 | 1 | 1 | 0 | 1 | 1 | 0 | 0 | 0 | 0 | 0 | 2 | 7 | 0.00 | 3.000 | | | | | | | | |
| 35 Ryan Wagner, R (6, 1) ERA: 5.84 | 0.1 | | 2 | 0 | 0 | 0 | 0 | 1 | 0 | 0 | 0 | 0 | 0 | 5 | 8 | 0.00 | 0.000 | | | | | | | | |
| Levale Speigner, R (7, 1) ERA: 3.48 | 1.0 | | 3 | 0 | 0 | 0 | 0 | 0 | 0 | 0 | 0 | 0 | 0 | 5 | 8 | 0.00 | 0.000 | | | | | | | | |
| 43 Jesus Colome, R (8, 1) ERA: 2.51 | 1.0 | | 7 | 3 | 2 | 2 | 2 | 1 | 0 | 0 | 0 | 0 | 1 | 16 | 27 | 18.00 | 4.000 | | | | | | | | |

AB 36
R 9
H 12
RBI 8
BB 6
SO 6
LOB 17



| Batter | 1 | 2 | 3 | 4 | 5 | 6 | 7 | 8 | 9 | AB | R | H | RBI | BB | SO | LOB | TOP | | | | | |
|---|---|----------------------------------|-------------------------------|----------------------------------|------------------------------|---------------------------------|-------------------------------|----------------------------------|------------------------------|----------------------------------|-------------------------------|----------------------------------|------------------------------|----------------------------------|------------------------------|----------------------------------|---|------------------------------|---------------------------------|----------------------------------|------------------------------------|----------------------------------|
| Josh Wilson, R (1, 6) OBP: 0.333, SLG: 0.077 | | | | | | | | | | 5 | 0 | 0 | 0 | 0 | 1 | 4 | Washington Nationals @ Philadelphia Phillies Citizens Bank Park, Philadelphia, PA Thu Apr 26 2007, 3:05 PM EDT Att: 26,572 - Cloudy - 58 F | | | | | |
| 10 Ronnie Belliard, R (1, 4) OBP: 0.318, SLG: 0.349 | | | | | | | | | | 4 | 1 | 1 | 0 | 0 | 0 | 0 | | | | | | |
| 11 Ryan Zimmerman, R (1, 5) OBP: 0.290, SLG: 0.351 | | | | | | | | | | 4 | 1 | 2 | 0 | 0 | 0 | 0 | | | | | | |
| 21 Dmitri Young, S (1, 3) OBP: 0.376, SLG: 0.468 13 Robert Fick, L (8, 3) OBP: 0.206, SLG: 0.143 | | | | | | | | | | 4 | 1 | 1 | 1 | 0 | 1 | 3 | | | | | | |
| 25 Austin Kearns, R (1, 9) OBP: 0.372, SLG: 0.446 | | | | | | | | | | 3 | 1 | 2 | 0 | 1 | 0 | 0 | | | | | | |
| Ryan Church, L (1, 8) OBP: 0.364, SLG: 0.519 | | | | | | | | | | 4 | 0 | 1 | 2 | 0 | 1 | 2 | | | | | | |
| Michael Restovich, R (1, 7) OBP: 0.278, SLG: 0.294 Chris Snelling, L (6, 7) OBP: 0.364, SLG: 0.356 | | | | | | | | | | 2 | 0 | 0 | 0 | 1 | 0 | 1 | | | | | | |
| Brian Schneider, L (1, 2) OBP: 0.293, SLG: 0.261 | | | | | | | | | | 3 | 0 | 1 | 1 | 1 | 1 | 0 | | | | | | |
| 41 Shawn Hill, R (1, 1) OBP: 0.300, SLG: 0.222 32 Chad Cordero, R (9, 1) | | | | | | | | | | 4 | 0 | 0 | 0 | 0 | 2 | 4 | | | | | | |
| Inning Stats | R: 0 E: 0 K: 1 S: 9 | H: 0 LOB: 0 BB: 0 P: 13 | R: 0 E: 0 K: 1 S: 11 | H: 1 LOB: 1 BB: 0 P: 11 | R: 0 E: 0 K: 1 S: 7 | H: 0 LOB: 0 BB: 0 P: 8 | R: 1 E: 0 K: 1 S: 11 | H: 3 LOB: 1 BB: 0 P: 16 | R: 0 E: 0 K: 0 S: 8 | H: 1 LOB: 1 BB: 0 P: 11 | R: 3 E: 0 K: 1 S: 27 | H: 3 LOB: 3 BB: 3 P: 47 | R: 0 E: 1 K: 0 S: 9 | H: 0 LOB: 0 BB: 0 P: 14 | R: 0 E: 0 K: 1 S: 8 | H: 0 LOB: 0 BB: 0 P: 13 | | R: 0 E: 0 K: 1 S: 5 | H: 0 LOB: 0 BB: 0 P: 9 | 1B: 6 2B: 1 3B: 0 HR: 1 | SF: 0 SAC: 0 DP: 1 HBP: 0 | WP: 1 PB: 0 SB: 0 CS: 0 |
| PITCHER | IP WLS BF H R ER SO BB IBB HBP BLK WP HR S P ERA WHIP | | | | | | | | | | | | | | | | | | | | | |
| 35 Cole Hamels, L (1, 1) ERA: 3.24 | 5.1 L 26 8 4 4 4 2 1 0 0 0 1 1 63 92 6.75 1.875 | | | | | | | | | | | | | | | | | | | | | |
| Geoff Gonyea, R (6, 1) ERA: 2.45 | 0.2 2 0 0 0 1 0 0 0 0 0 0 0 10 14 0.00 0.000 | | | | | | | | | | | | | | | | | | | | | |
| 63 Ryan Madson, R (7, 1) ERA: 3.68 | 2.0 6 0 0 0 1 0 0 0 0 0 0 0 17 27 0.00 0.000 | | | | | | | | | | | | | | | | | | | | | |
| 54 Francisco Del Rosario, R (9, 1) ERA: 3.38 | 1.0 3 0 0 0 1 0 0 0 0 0 0 0 5 9 0.00 0.000 | | | | | | | | | | | | | | | | | | | | | |

| Batter | 1 | 2 | 3 | 4 | 5 | 6 | 7 | 8 | 9 | AB | R | H | RBI | BB | SO | LOB | BOTTOM | | | | | |
|--|---|---------------------------------|------------------------------|----------------------------------|------------------------------|----------------------------------|------------------------------|---------------------------------|------------------------------|----------------------------------|------------------------------|----------------------------------|------------------------------|----------------------------------|------------------------------|----------------------------------|---|-------------------------------|----------------------------------|----------------------------------|------------------------------------|----------------------------------|
| 11 Jimmy Rollins, S (1, 6) OBP: 0.365, SLG: 0.630 | | | | | | | | | | 4 | 0 | 0 | 0 | 0 | 1 | 0 | Washington Nationals @ Philadelphia Phillies Citizens Bank Park, Philadelphia, PA Thu Apr 26 2007, 3:05 PM EDT Att: 26,572 - Cloudy - 58 F | | | | | |
| 8 Shane Victorino, S (1, 9) OBP: 0.382, SLG: 0.346 | | | | | | | | | | 3 | 1 | 0 | 0 | 1 | 0 | 0 | | | | | | |
| 26 Chase Utley, L (1, 4) OBP: 0.406, SLG: 0.595 | | | | | | | | | | 3 | 0 | 1 | 0 | 0 | 0 | 1 | | | | | | |
| 6 Ryan Howard, L (1, 3) OBP: 0.409, SLG: 0.415 | | | | | | | | | | 4 | 0 | 1 | 0 | 0 | 0 | 2 | | | | | | |
| Pat Burrell, R (1, 7) OBP: 0.469, SLG: 0.460 | | | | | | | | | | 2 | 0 | 0 | 1 | 1 | 1 | 0 | | | | | | |
| Wes Helms, R (1, 5) OBP: 0.338, SLG: 0.356 | | | | | | | | | | 4 | 0 | 2 | 0 | 0 | 1 | 3 | | | | | | |
| Aaron Rowand, R (1, 8) OBP: 0.444, SLG: 0.584 | | | | | | | | | | 3 | 1 | 1 | 1 | 0 | 0 | 2 | | | | | | |
| 2 Rod Barajas, R (1, 2) OBP: 0.344, SLG: 0.160 | | | | | | | | | | 3 | 0 | 0 | 0 | 0 | 0 | 0 | | | | | | |
| 35 Cole Hamels, L (1, 1) ERA: 3.24 Geoff Gonyea, R (6, 1) ERA: 2.45 9 Michael Bourn, L (6, PH) 63 Ryan Madson, L (7, 1) Abraham Nunez, S (8, PH) 54 Francisco Del Rosario, R (9, 1) | | | | | | | | | | 1 | 0 | 0 | 0 | 0 | 1 | 0 | | | | | | |
| Inning Stats | R: 0 E: 0 K: 0 S: 5 | H: 0 LOB: 0 BB: 0 P: 8 | R: 0 E: 0 K: 1 S: 8 | H: 1 LOB: 1 BB: 0 P: 13 | R: 0 E: 0 K: 2 S: 9 | H: 0 LOB: 0 BB: 0 P: 14 | R: 0 E: 0 K: 0 S: 5 | H: 1 LOB: 0 BB: 0 P: 7 | R: 0 E: 0 K: 0 S: 9 | H: 1 LOB: 0 BB: 0 P: 14 | R: 0 E: 0 K: 0 S: 6 | H: 0 LOB: 0 BB: 0 P: 10 | R: 0 E: 0 K: 0 S: 8 | H: 0 LOB: 2 BB: 1 P: 16 | R: 1 E: 0 K: 0 S: 8 | H: 1 LOB: 0 BB: 0 P: 12 | | R: 1 E: 0 K: 1 S: 11 | H: 1 LOB: 1 BB: 1 P: 19 | 1B: 3 2B: 2 3B: 0 HR: 1 | SF: 1 SAC: 0 DP: 2 HBP: 1 | WP: 0 PB: 0 SB: 0 CS: 0 |
| PITCHER | IP WLS BF H R ER SO BB IBB HBP BLK WP HR S P ERA WHIP | | | | | | | | | | | | | | | | | | | | | |
| 41 Shawn Hill, R (1, 1) ERA: 2.76 | 8.0 W 29 4 2 2 3 2 0 1 0 0 0 1 59 99 2.25 0.750 | | | | | | | | | | | | | | | | | | | | | |
| 32 Chad Cordero, R (9, 1) ERA: 5.23 | 1.0 S 4 1 0 0 1 0 0 0 0 0 0 0 10 14 0.00 1.000 | | | | | | | | | | | | | | | | | | | | | |

| Batter | 1 | 2 | 3 | 4 | 5 | 6 | 7 | 8 | 9 | AB | R | H | RBI | BB | SO | LOB | TOP | | | |
|---|---|----------------------------------|------------------------------|----------------------------------|------------------------------|---------------------------------|------------------------------|----------------------------------|------------------------------|----------------------------------|------------------------------|----------------------------------|-------------------------------|----------------------------------|-------------------------------|----------------------------------|--|----------------------------------|------------------------------------|----------------------------------|
| 2 Hanley Ramirez, R OBP: 0.455, SLG: 0.595 | F9 | | | FC4-6 BB | | | G6-3 | | F9 2B | 3 | 1 | 1 | 0 | 1 | 0 | 0 | Florida Marlins @ Philadelphia Phillies Citizens Bank Park, Philadelphia, PA Sun Apr 29 2007, 1:35 PM EDT Att: 45,107 - Partly Cloudy - 67 F | | | |
| 6 Dan Uggla, R OBP: 0.236, SLG: 0.446 | K | | | FC4-6 F7-6-3 1-2 | | | K | | F9 | 4 | 0 | 0 | 0 | 0 | 2 | 2 | | | | |
| Miguel Cabrera, R OBP: 0.430, SLG: 0.679 | F8 | | | F7-6-3 1-1 | | | 2B | | K | 4 | 0 | 1 | 0 | 0 | 1 | 2 | | | | |
| 14 Josh Willingham, R OBP: 0.384, SLG: 0.488 | | F8 | | | F7 | | L6 | | 2B | 4 | 0 | 1 | 1 | 0 | 0 | 1 | | | | |
| 8 Aaron Boone, R OBP: 0.373, SLG: 0.489 | | F9 | | | K | | | 1B BB | F8 | 3 | 0 | 0 | 0 | 1 | 1 | 1 | | | | |
| 12 Cody Ross, R OBP: 0.352, SLG: 0.600 | | L7 | | | K | | | | | 3 | 0 | 0 | 0 | 0 | 2 | 1 | | | | |
| Joe Borchard, S OBP: 0.363, SLG: 0.390 | | | | F9 | | G6-3 | | 2B | | 3 | 0 | 1 | 0 | 0 | 0 | 0 | | | | |
| 20 Matt Treanor, R OBP: 0.267, SLG: 0.308 | | | | L5-3 | | F8 | | K | | 2 | 0 | 0 | 0 | 0 | 0 | 0 | | | | |
| Miguel Olivo, R OBP: 0.256, SLG: 0.329 | | | | | | | | K | | 1 | 0 | 0 | 0 | 0 | 1 | 2 | | | | |
| Wes Obermueller, R OBP: 0.200, SLG: 0.400 | | | | G4-3 | | G5-3 | | K | | 2 | 0 | 0 | 0 | 0 | 0 | 0 | | | | |
| Kevin Gregg, R 57 Taylor Tankersley, L 17 Mike Jacobs, L Nate Field, R | | | | | | | | | | 0 | 0 | 0 | 0 | 0 | 0 | 0 | AB 30 R 1 H 4 RBI 1 BB 2 SO 8 LOB 11 | | | |
| Inning Stats | R: 0 E: 0 K: 1 S: 8 | H: 0 LOB: 0 BB: 0 P: 13 | R: 0 E: 0 K: 0 S: 9 | H: 0 LOB: 0 BB: 0 P: 13 | R: 0 E: 0 K: 0 S: 6 | H: 0 LOB: 0 BB: 0 P: 9 | R: 0 E: 0 K: 0 S: 4 | H: 0 LOB: 0 BB: 1 P: 11 | R: 0 E: 0 K: 2 S: 7 | H: 0 LOB: 0 BB: 0 P: 11 | R: 0 E: 0 K: 1 S: 9 | H: 1 LOB: 1 BB: 0 P: 17 | R: 0 E: 0 K: 3 S: 12 | H: 1 LOB: 2 BB: 1 P: 23 | R: 1 E: 0 K: 1 S: 10 | H: 2 LOB: 1 BB: 0 P: 16 | | 1B: 1 2B: 4 3B: 0 HR: 0 | SF: 0 SAC: 0 DP: 1 HBP: 0 | WP: 0 PB: 0 SB: 0 CS: 0 |
| PITCHER | IP WLS BF H R ER SO BB IBB HBP BLK WP HR S P ERA WHIP | | | | | | | | | | | | | | | | | | | |
| Jamie Moyer, L ERA: 2.85 | (1, 1) 7.1 W 25 2 0 0 5 2 0 0 0 0 0 0 56 100 0.00 0.545 | | | | | | | | | | | | | | | | | | | |
| 39 Brett Myers, R ERA: 6.56 | (8, 1) 0.2 H 2 0 0 0 2 0 0 0 0 0 0 0 6 9 0.00 0.000 | | | | | | | | | | | | | | | | | | | |
| Antonio Alfonseca, R ERA: 1.38 | (9, 1) 1.0 5 2 1 1 1 0 0 0 0 0 0 0 10 16 9.00 2.000 | | | | | | | | | | | | | | | | | | | |

| Batter | 1 | 2 | 3 | 4 | 5 | 6 | 7 | 8 | 9 | AB | R | H | RBI | BB | SO | LOB | BOTTOM | | | |
|--|---|----------------------------------|------------------------------|----------------------------------|-------------------------------|----------------------------------|------------------------------|----------------------------------|------------------------------|----------------------------------|-------------------------------|----------------------------------|------------------------------|---------------------------------|-------------------------------|----------------------------------|--|------------------------------------|----------------------------------|--------|
| 11 Jimmy Rollins, S OBP: 0.370, SLG: 0.626 | 26 1B | | G6-4-3 1-2 | | | 26 E 26 S 1B | F7 | K | | 5 | 2 | 2 | 0 | 0 | 1 | 3 | Florida Marlins @ Philadelphia Phillies Citizens Bank Park, Philadelphia, PA Sun Apr 29 2007, 1:35 PM EDT Att: 45,107 - Partly Cloudy - 67 F | | | |
| 8 Shane Victorino, S OBP: 0.361, SLG: 0.326 | F9 | | 26 S HBP | | | P5 | F7 | | | 3 | 0 | 0 | 0 | 0 | 0 | 3 | | | | |
| 26 Chase Utley, L OBP: 0.409, SLG: 0.600 | G4-3 1B | | P5 | | | 28 S 1B BB | G4-3 | | | 3 | 1 | 1 | 1 | 1 | 0 | 2 | | | | |
| 6 Ryan Howard, L OBP: 0.402, SLG: 0.397 | G4-3 | | | K | | K | | 51 BB 19 2B 1B | | 4 | 1 | 1 | 0 | 0 | 2 | 3 | | | | |
| Aaron Rowand, R OBP: 0.452, SLG: 0.618 | P3 | | | F9 | | 28 BB 1B HBP | | F9 | | 3 | 0 | 0 | 0 | 0 | 0 | 2 | | | | |
| 28 Jayson Werth, R OBP: 0.345, SLG: 0.308 | | | K | | | BB 1B | | K | | 4 | 0 | 1 | 2 | 0 | 2 | 1 | | | | |
| 9 Michael Bourn, L OBP: 0.313, SLG: 0.357 | | | | P3 | | 1-2 2-H 3-H | | K | | 0 | 0 | 0 | 0 | 0 | 0 | 0 | | | | |
| Abraham Nunez, S OBP: 0.250, SLG: 0.233 | | G5-3 | | | | F7 | | 51 BB 19 2B 1B | | 3 | 1 | 1 | 0 | 1 | 0 | 0 | | | | |
| 51 Carlos Ruiz, R OBP: 0.333, SLG: 0.444 | | G6-3 | | | | G6-3 | F8 | 19 2B BB | | 3 | 1 | 0 | 0 | 1 | 0 | 3 | | | | |
| Jamie Moyer, L ERA: 3.86 | (1, 1) 5.2 L 25 5 3 3 3 4 2 0 2 0 0 0 61 106 4.76 1.235 | | | | | | | | | | | | | | | | | | | |
| Kevin Gregg, R ERA: 3.36 | (6, 1) 1.0 4 1 0 0 0 0 0 0 0 0 0 1 0 5 7 0.00 1.000 | | | | | | | | | | | | | | | | | | | |
| 57 Taylor Tankersley, L ERA: 4.5 | (7, 1) 0.1 1 0 0 0 0 0 0 0 0 0 0 0 0 2 3 0.00 0.000 | | | | | | | | | | | | | | | | | | | |
| Nate Field, R ERA: 27.0 | (8, 1) 1.0 7 3 3 3 2 1 0 0 0 0 0 0 0 15 29 27.00 4.000 | | | | | | | | | | | | | | | | | | | |
| Inning Stats | R: 1 E: 0 K: 0 S: 9 | H: 2 LOB: 1 BB: 0 P: 17 | R: 0 E: 0 K: 1 S: 9 | H: 0 LOB: 0 BB: 0 P: 13 | R: 0 E: 0 K: 0 S: 11 | H: 1 LOB: 1 BB: 0 P: 18 | R: 0 E: 0 K: 1 S: 8 | H: 0 LOB: 0 BB: 0 P: 13 | R: 0 E: 0 K: 1 S: 7 | H: 0 LOB: 0 BB: 0 P: 10 | R: 2 E: 0 K: 1 S: 18 | H: 2 LOB: 3 BB: 2 P: 37 | R: 0 E: 0 K: 0 S: 6 | H: 1 LOB: 1 BB: 0 P: 8 | R: 3 E: 0 K: 2 S: 15 | H: 3 LOB: 1 BB: 1 P: 29 | 1B: 7 2B: 2 3B: 0 HR: 0 | SF: 0 SAC: 0 DP: 1 HBP: 2 | WP: 1 PB: 0 SB: 4 CS: 0 | PA: 37 |
| PITCHER | IP WLS BF H R ER SO BB IBB HBP BLK WP HR S P ERA WHIP | | | | | | | | | | | | | | | | | | | |
| Wes Obermueller, R Kevin Gregg, R 57 Taylor Tankersley, L Nate Field, R | (1, 1) 1.0 4 1 0 0 0 0 0 0 0 0 0 1 0 5 7 0.00 1.000 | | | | | | | | | | | | | | | | | | | |

| Batter | 1 | 2 | 3 | 4 | 5 | 6 | 7 | 8 | 9 | AB | R | H | RBI | BB | SO | LOB | TOP | |
|--|---|---------------------------------|------------------------------|----------------------------------|------------------------------|----------------------------------|------------------------------|----------------------------------|------------------------------|---------------------------------|------------------------------|----------------------------------|------------------------------|----------------------------------|----------------------------------|------------------------------------|---|--------|
| 11 Jimmy Rollins, S OBP: 0.366, SLG: 0.613 | G4-3 | | G4-3 | | | 1B 26 SF8 | | G4-3 | | 4 | 1 | 1 | 0 | 0 | 0 | 0 | Philadelphia Phillies @ Atlanta Braves Turner Field, Atlanta, GA Mon Apr 30 2007, 7:05 PM EDT Att: 20,354 - Clear - 84 F | |
| 8 Shane Victorino, S OBP: 0.357, SLG: 0.323 | G4-3 | | | G6-3 | | 1B 6 SF | | G3 | | 4 | 1 | 1 | 0 | 0 | 0 | 0 | | |
| 26 Chase Utley, L OBP: 0.395, SLG: 0.582 | G3 | | | G3 | | SF8 | | | P6 | 3 | 0 | 0 | 1 | 0 | 0 | 0 | | |
| 6 Ryan Howard, L OBP: 0.396, SLG: 0.390 | | K | | G3 | | 1B 3-H | | | G6-3 | 4 | 0 | 1 | 1 | 0 | 1 | 0 | | |
| Pat Burrell, R OBP: 0.447, SLG: 0.403 | | HBP BB | | | | 1B 1-H | | | K | 3 | 0 | 0 | 0 | 1 | 1 | 1 | | |
| Aaron Rowand, R OBP: 0.482, SLG: 0.622 | | | | | | | | | | 1 | 0 | 1 | 0 | 0 | 0 | 0 | | |
| 9 Michael Bourn, L OBP: 0.294, SLG: 0.333 | | | | | | | | | | 1 | 0 | 0 | 0 | 0 | 0 | 0 | | |
| Abraham Nunez, S | | | | | | | | | | 3 | 0 | 0 | 0 | 0 | 0 | 3 | | |
| 51 Carlos Ruiz, R OBP: 0.319, SLG: 0.424 | | | | | | | | | | 3 | 0 | 0 | 0 | 0 | 0 | 1 | | |
| 21 Jon Lieber, L OBP: 0.143, SLG: 0.143 | | | | | | | | | | 2 | 0 | 0 | 0 | 0 | 0 | 0 | | |
| 19 Greg Dobbs, L OBP: 0.233, SLG: 0.296 | | | | | | | | | | 1 | 0 | 0 | 0 | 0 | 0 | 0 | | |
| 39 Brett Myers, R | | | | | | | | | | 0 | 0 | 0 | 0 | 0 | 0 | 0 | | |
| Antonio Alfonseca, R | | | | | | | | | | 0 | 0 | 0 | 0 | 0 | 0 | 0 | | |
| Inning Stats | R: 0 E: 0 K: 0 S: 5 | H: 0 LOB: 0 BB: 0 P: 6 | R: 0 E: 0 K: 1 S: 8 | H: 0 LOB: 1 BB: 1 P: 14 | R: 0 E: 0 K: 0 S: 7 | H: 0 LOB: 0 BB: 0 P: 11 | R: 0 E: 0 K: 0 S: 9 | H: 0 LOB: 0 BB: 0 P: 11 | R: 0 E: 0 K: 0 S: 6 | H: 0 LOB: 0 BB: 0 P: 8 | R: 0 E: 0 K: 0 S: 9 | H: 0 LOB: 0 BB: 0 P: 11 | R: 0 E: 0 K: 1 S: 8 | H: 0 LOB: 0 BB: 0 P: 11 | 1B: 4 2B: 0 3B: 0 HR: 0 | SF: 1 SAC: 0 DP: 1 HBP: 1 | WP: 0 PB: 0 SB: 1 CS: 0 | PA: 32 |
| PITCHER | IP WLS BF H R ER SO BB IBB HBP BLK WP HR S P ERA WHIP | | | | | | | | | | | | | | | | | |
| 15 Tim Hudson, R ERA: 1.4 | (1, 1) 8.0 29 4 2 2 1 1 0 1 0 0 0 64 94 2.25 0.625 | | | | | | | | | | | | | | | | | |
| 51 Michael Gonzalez, L ERA: 1.74 | (9, 1) 1.0 W 3 0 0 0 1 0 0 0 0 0 0 8 11 0.00 0.000 | | | | | | | | | | | | | | | | | |

| Batter | 1 | 2 | 3 | 4 | 5 | 6 | 7 | 8 | 9 | AB | R | H | RBI | BB | SO | LOB | BOTTOM | | | |
|--|---|----------------------------------|-------------------------------|----------------------------------|------------------------------|----------------------------------|------------------------------|----------------------------------|-------------------------------|----------------------------------|-------------------------------|----------------------------------|-------------------------------|----------------------------------|------------------------------|----------------------------------|---|------------------------------------|----------------------------------|--------|
| 2 Kelly Johnson, L OBP: 0.473, SLG: 0.593 | G5-4-3 BB | | L8 | | | | | | | 2 | 0 | 1 | 0 | 3 | 0 | 1 | Philadelphia Phillies @ Atlanta Braves Turner Field, Atlanta, GA Mon Apr 30 2007, 7:05 PM EDT Att: 20,354 - Clear - 84 F | | | |
| 11 Edgar Renteria, R OBP: 0.397, SLG: 0.495 | G5-4-3 1-2f | | | | FC6-4 BB | | | | FC5-6 1B | 5 | 1 | 1 | 0 | 0 | 0 | 5 | | | | |
| 10 Chipper Jones, S OBP: 0.415, SLG: 0.640 | F8 | | | | 1B | | | | FC5-6 10 BB HR | 3 | 2 | 1 | 1 | 2 | 0 | 1 | | | | |
| Andrew Jones, R OBP: 0.402, SLG: 0.534 | | G6-3 1B | | | F9 | | | | HR BB | 4 | 1 | 2 | 3 | 1 | 0 | 3 | | | | |
| 16 Brian McCann, L OBP: 0.348, SLG: 0.458 | | G6-3 | | | G4-3 | | | | HR | 4 | 0 | 1 | 0 | 0 | 1 | 2 | | | | |
| 7 Jeff Francoeur, R OBP: 0.397, SLG: 0.541 | | | | | | | | | HR BB | 4 | 1 | 2 | 0 | 0 | 2 | 2 | | | | |
| Scott Thorman, L OBP: 0.339, SLG: 0.538 | | | | | | | | | HR | 4 | 0 | 1 | 0 | 0 | 0 | 3 | | | | |
| Willie Harris, L OBP: 0.500, SLG: 0.333 | | | | | | | | | HR | 3 | 0 | 1 | 0 | 1 | 1 | 2 | | | | |
| 15 Tim Hudson, R OBP: 0.278, SLG: 0.250 | | | | | | | | | | 3 | 0 | 1 | 1 | 0 | 0 | 4 | | | | |
| 8 Bryan Peña, S OBP: 0.250, SLG: 0.400 | | | | | | | | | | 1 | 0 | 0 | 0 | 0 | 0 | 2 | | | | |
| 51 Michael Gonzalez, R | | | | | | | | | | 0 | 0 | 0 | 0 | 0 | 0 | 0 | | | | |
| Inning Stats | R: 0 E: 0 K: 0 S: 5 | H: 1 LOB: 0 BB: 0 P: 11 | R: 0 E: 0 K: 1 S: 11 | H: 1 LOB: 0 BB: 0 P: 15 | R: 0 E: 0 K: 0 S: 8 | H: 1 LOB: 1 BB: 0 P: 12 | R: 0 E: 0 K: 0 S: 8 | H: 1 LOB: 1 BB: 0 P: 11 | R: 1 E: 1 K: 0 S: 12 | H: 2 LOB: 2 BB: 1 P: 19 | R: 1 E: 1 K: 1 S: 15 | H: 2 LOB: 3 BB: 2 P: 27 | R: 0 E: 0 K: 2 S: 11 | H: 2 LOB: 2 BB: 0 P: 19 | R: 3 E: 0 K: 0 S: 7 | H: 2 LOB: 0 BB: 1 P: 13 | 1B: 9 2B: 0 3B: 0 HR: 2 | SF: 0 SAC: 0 DP: 3 HBP: 0 | WP: 1 PB: 0 SB: 1 CS: 0 | PA: 40 |
| PITCHER | IP WLS BF H R ER SO BB IBB HBP BLK WP HR S P ERA WHIP | | | | | | | | | | | | | | | | | | | |
| 21 Jon Lieber, R ERA: 2.97 | (1, 1) 7.0 31 7 2 1 2 5 1 0 0 0 0 1 64 109 1.29 1.714 | | | | | | | | | | | | | | | | | | | |
| 39 Brett Myers, R ERA: 6.65 | (8, 1) 1.0 5 2 0 0 2 0 0 0 0 0 1 0 11 19 0.00 2.000 | | | | | | | | | | | | | | | | | | | |
| Antonio Alfonseca, R ERA: 3.38 | (9, 1) 0.1 L 4 2 3 3 0 1 0 0 0 0 0 1 7 13 81.00 9.000 | | | | | | | | | | | | | | | | | | | |

| Batter | 1 | 2 | 3 | 4 | 5 | 6 | 7 | 8 | 9 | AB | R | H | RBI | BB | SO | LOB | TOP | | | | | | |
|--|---|---|---|---|---|---|---|---|---|---|---|---|---|---|---|---|---|---|---|---|---|---|---|
| 11 Jimmy Rollins, S OBP: 0.367, SLG: 0.603 | | | | | | | | | | 5 | 0 | 2 | 1 | 0 | 1 | 4 | | | | | | | |
| Aaron Rowand, R OBP: 0.468, SLG: 0.617 | | | | | | | | | | 4 | 1 | 2 | 2 | 1 | 0 | 1 | | | | | | | |
| 26 Chase Utley, L OBP: 0.403, SLG: 0.592 | | | | | | | | | | 5 | 0 | 3 | 0 | 0 | 0 | 4 | | | | | | | |
| 6 Ryan Howard, L OBP: 0.406, SLG: 0.380 | | | | | | | | | | 2 | 0 | 0 | 0 | 3 | 1 | 2 | | | | | | | |
| Pat Burrell, R OBP: 0.439, SLG: 0.387 | | | | | | | | | | 3 | 0 | 0 | 1 | 1 | 0 | 4 | | | | | | | |
| 9 Michael Bourn, L OBP: 0.333, SLG: 0.375 | | | | | | | | | | 1 | 0 | 1 | 0 | 0 | 0 | 0 | | | | | | | |
| Wes Helms, R OBP: 0.319, SLG: 0.337 | | | | | | | | | | 5 | 1 | 1 | 0 | 0 | 2 | 5 | | | | | | | |
| 28 Jayson Werth, R OBP: 0.364, SLG: 0.310 | | | | | | | | | | 3 | 2 | 1 | 0 | 1 | 0 | 0 | | | | | | | |
| 8 Shane Victorino, S OBP: 0.354, SLG: 0.320 | | | | | | | | | | 2 | 2 | 2 | 1 | 2 | 0 | 0 | | | | | | | |
| 2 Rod Barajas, R OBP: 0.436, SLG: 0.500 | | | | | | | | | | 2 | 2 | 2 | 1 | 2 | 0 | 0 | | | | | | | |
| 35 Cole Hamels, L OBP: 0.125, SLG: 0.067 | | | | | | | | | | 4 | 0 | 0 | 0 | 0 | 3 | 6 | | | | | | | |
| 39 Brett Myers, R OBP: 0.226, SLG: 0.286 | | | | | | | | | | 0 | 0 | 0 | 0 | 0 | 0 | 0 | | | | | | | |
| 19 Greg Dobbs, L OBP: 0.226, SLG: 0.286 | | | | | | | | | | 1 | 0 | 0 | 0 | 0 | 0 | 3 | | | | | | | |
| 45 Tom Gordon, R OBP: 0.333, SLG: 0.375 | | | | | | | | | | 0 | 0 | 0 | 0 | 0 | 0 | 0 | | | | | | | |
| Inning Stats | R: 0 E: 0 K: 0 S: 9 | H: 1 LOB: 2 BB: 1 P: 17 | R: 4 E: 0 K: 2 S: 21 | H: 4 LOB: 3 BB: 2 P: 42 | R: 1 E: 0 K: 2 S: 17 | H: 1 LOB: 2 BB: 2 P: 29 | R: 0 E: 0 K: 1 S: 8 | H: 0 LOB: 0 BB: 0 P: 10 | R: 0 E: 0 K: 0 S: 7 | H: 1 LOB: 1 BB: 0 P: 10 | R: 0 E: 0 K: 0 S: 9 | H: 1 LOB: 0 BB: 1 P: 19 | R: 1 E: 0 K: 1 S: 14 | H: 1 LOB: 0 BB: 0 P: 18 | R: 0 E: 0 K: 0 S: 7 | H: 2 LOB: 0 BB: 0 P: 14 | R: 0 E: 0 K: 1 S: 12 | H: 1 LOB: 3 BB: 2 P: 24 | 1B: 9 2B: 2 3B: 0 HR: 1 | SF: 0 SAC: 0 DP: 1 HBP: 0 | WP: 0 PB: 1 SB: 0 CS: 2 | PA: 46 | |
| PITCHER | IP WLS BF H R ER SO BB IBB HBP BLK WP HR S P ERA WHIP | IP WLS BF H R ER SO BB IBB HBP BLK WP HR S P ERA WHIP | IP WLS BF H R ER SO BB IBB HBP BLK WP HR S P ERA WHIP | IP WLS BF H R ER SO BB IBB HBP BLK WP HR S P ERA WHIP | IP WLS BF H R ER SO BB IBB HBP BLK WP HR S P ERA WHIP | IP WLS BF H R ER SO BB IBB HBP BLK WP HR S P ERA WHIP | IP WLS BF H R ER SO BB IBB HBP BLK WP HR S P ERA WHIP | IP WLS BF H R ER SO BB IBB HBP BLK WP HR S P ERA WHIP | IP WLS BF H R ER SO BB IBB HBP BLK WP HR S P ERA WHIP | IP WLS BF H R ER SO BB IBB HBP BLK WP HR S P ERA WHIP | IP WLS BF H R ER SO BB IBB HBP BLK WP HR S P ERA WHIP | IP WLS BF H R ER SO BB IBB HBP BLK WP HR S P ERA WHIP | IP WLS BF H R ER SO BB IBB HBP BLK WP HR S P ERA WHIP | IP WLS BF H R ER SO BB IBB HBP BLK WP HR S P ERA WHIP | IP WLS BF H R ER SO BB IBB HBP BLK WP HR S P ERA WHIP | IP WLS BF H R ER SO BB IBB HBP BLK WP HR S P ERA WHIP | IP WLS BF H R ER SO BB IBB HBP BLK WP HR S P ERA WHIP | IP WLS BF H R ER SO BB IBB HBP BLK WP HR S P ERA WHIP | IP WLS BF H R ER SO BB IBB HBP BLK WP HR S P ERA WHIP | IP WLS BF H R ER SO BB IBB HBP BLK WP HR S P ERA WHIP | IP WLS BF H R ER SO BB IBB HBP BLK WP HR S P ERA WHIP | IP WLS BF H R ER SO BB IBB HBP BLK WP HR S P ERA WHIP | IP WLS BF H R ER SO BB IBB HBP BLK WP HR S P ERA WHIP |

Philadelphia Phillies @ Atlanta Braves
Turner Field, Atlanta, GA
Tue May 01 2007, 7:35 PM EDT
Att: 19,670 - Clear - 85 F

AB 36
R 6
H 12
RBI 5
BB 8
SO 7
LOB 31



| Batter | 1 | 2 | 3 | 4 | 5 | 6 | 7 | 8 | 9 | AB | R | H | RBI | BB | SO | LOB | BOTTOM | | | | | | |
|--|---|---|---|---|---|---|---|---|---|---|---|---|---|---|---|---|---|---|---|---|---|---|---|
| 2 Kelly Johnson, L OBP: 0.474, SLG: 0.596 | | | | | | | | | | 3 | 1 | 1 | 0 | 1 | 0 | 1 | | | | | | | |
| 11 Edgar Renteria, R OBP: 0.400, SLG: 0.491 | | | | | | | | | | 3 | 0 | 1 | 0 | 1 | 0 | 1 | | | | | | | |
| 10 Chipper Jones, S OBP: 0.418, SLG: 0.692 | | | | | | | | | | 4 | 2 | 2 | 3 | 0 | 0 | 2 | | | | | | | |
| Andruw Jones, R OBP: 0.405, SLG: 0.527 | | | | | | | | | | 3 | 1 | 1 | 0 | 1 | 2 | 1 | | | | | | | |
| 7 Jeff Francoeur, R OBP: 0.372, SLG: 0.539 | | | | | | | | | | 4 | 0 | 2 | 0 | 0 | 1 | 1 | | | | | | | |
| 16 Brian McCann, L OBP: 0.355, SLG: 0.476 | | | | | | | | | | 1 | 0 | 1 | 1 | 0 | 0 | 0 | | | | | | | |
| 8 Brayan Peña, S OBP: 0.217, SLG: 0.348 | | | | | | | | | | 3 | 0 | 0 | 0 | 0 | 1 | 1 | | | | | | | |
| 23 Matt Diaz, R OBP: 0.267, SLG: 0.397 | | | | | | | | | | 4 | 0 | 1 | 0 | 0 | 1 | 1 | | | | | | | |
| Craig Wilson, R OBP: 0.288, SLG: 0.275 | | | | | | | | | | 4 | 0 | 1 | 0 | 0 | 2 | 1 | | | | | | | |
| 19 Mark Redman, L ERA: 10.82 | | | | | | | | | | 0 | 0 | 0 | 0 | 0 | 0 | 0 | | | | | | | |
| Inning Stats | R: 3 E: 0 K: 0 S: 12 | H: 5 LOB: 1 BB: 0 P: 20 | R: 0 E: 0 K: 0 S: 11 | H: 2 LOB: 0 BB: 0 P: 13 | R: 0 E: 0 K: 0 S: 7 | H: 0 LOB: 0 BB: 1 P: 14 | R: 0 E: 0 K: 3 S: 12 | H: 1 LOB: 1 BB: 0 P: 14 | R: 0 E: 0 K: 1 S: 9 | H: 0 LOB: 0 BB: 2 P: 18 | R: 0 E: 0 K: 1 S: 9 | H: 0 LOB: 0 BB: 0 P: 10 | R: 0 E: 0 K: 1 S: 14 | H: 2 LOB: 1 BB: 0 P: 19 | R: 0 E: 0 K: 2 S: 8 | H: 0 LOB: 0 BB: 0 P: 11 | 1B: 4 2B: 4 3B: 0 HR: 2 | SF: 0 SAC: 0 DP: 2 HBP: 0 | WP: 1 PB: 0 SB: 0 CS: 0 | PA: 36 | | | |
| PITCHER | IP WLS BF H R ER SO BB IBB HBP BLK WP HR S P ERA WHIP | IP WLS BF H R ER SO BB IBB HBP BLK WP HR S P ERA WHIP | IP WLS BF H R ER SO BB IBB HBP BLK WP HR S P ERA WHIP | IP WLS BF H R ER SO BB IBB HBP BLK WP HR S P ERA WHIP | IP WLS BF H R ER SO BB IBB HBP BLK WP HR S P ERA WHIP | IP WLS BF H R ER SO BB IBB HBP BLK WP HR S P ERA WHIP | IP WLS BF H R ER SO BB IBB HBP BLK WP HR S P ERA WHIP | IP WLS BF H R ER SO BB IBB HBP BLK WP HR S P ERA WHIP | IP WLS BF H R ER SO BB IBB HBP BLK WP HR S P ERA WHIP | IP WLS BF H R ER SO BB IBB HBP BLK WP HR S P ERA WHIP | IP WLS BF H R ER SO BB IBB HBP BLK WP HR S P ERA WHIP | IP WLS BF H R ER SO BB IBB HBP BLK WP HR S P ERA WHIP | IP WLS BF H R ER SO BB IBB HBP BLK WP HR S P ERA WHIP | IP WLS BF H R ER SO BB IBB HBP BLK WP HR S P ERA WHIP | IP WLS BF H R ER SO BB IBB HBP BLK WP HR S P ERA WHIP | IP WLS BF H R ER SO BB IBB HBP BLK WP HR S P ERA WHIP | IP WLS BF H R ER SO BB IBB HBP BLK WP HR S P ERA WHIP | IP WLS BF H R ER SO BB IBB HBP BLK WP HR S P ERA WHIP | IP WLS BF H R ER SO BB IBB HBP BLK WP HR S P ERA WHIP | IP WLS BF H R ER SO BB IBB HBP BLK WP HR S P ERA WHIP | IP WLS BF H R ER SO BB IBB HBP BLK WP HR S P ERA WHIP | IP WLS BF H R ER SO BB IBB HBP BLK WP HR S P ERA WHIP | IP WLS BF H R ER SO BB IBB HBP BLK WP HR S P ERA WHIP |

Philadelphia Phillies @ Atlanta Braves
Turner Field, Atlanta, GA
Tue May 01 2007, 7:35 PM EDT
Att: 19,670 - Clear - 85 F

AB 33
R 4
H 10
RBI 4
BB 3
SO 9
LOB 11



| Batter | 1 | 2 | 3 | 4 | 5 | 6 | 7 | 8 | 9 | AB | R | H | RBI | BB | SO | LOB | TOP | | | | | | | | | | |
|--|-------------------------------|----------------------------------|-------------------------------|-----------------------------------|------------------------------|----------------------------------|-------------------------------|----------------------------------|------------------------------|---------------------------------|-------------------------------|----------------------------------|-------------------------------|----------------------------------|-------------------------------|----------------------------------|---|-------------------------------|----------------------------------|----------------------------------|------------------------------------|----------------------------------|--------|--|--|--|--|
| 8 Shane Victorino, S OBP: 0.386, SLG: 0.364 | 2-2 11 E 11 S 1B | | 3-3 K | | | 0-1 E S G6-3 1B | | 2-1 F8 | 2-1 F7 | 5 | 2 | 2 | 0 | 0 | 1 | 2 | Philadelphia Phillies @ San Francisco Giants AT&T Park, San Francisco, CA Sat May 05 2007, 12:55 PM PDT Att: 40,796 - Sunny - 65 F | | | | | | | | | | |
| Aaron Rowand, R OBP: 0.461, SLG: 0.587 | 1-0 P4 | | 1-3 K | | | 1-2 G6-3 | | 1-2 11 L9 26 S 1B | | 4 | 1 | 1 | 1 | 0 | 1 | 1 | | | | | | | | | | | |
| 11 Jimmy Rollins, S OBP: 0.367, SLG: 0.607 | 0-2 26 L 26 S 1B | | | 3-3 K | | 2-2 G3-1 | | 1-0 L9 | | 4 | 0 | 1 | 1 | 0 | 1 | 1 | | | | | | | | | | | |
| 26 Chase Utley, L OBP: 0.387, SLG: 0.558 | 0-1 SAFE SAFE P5 | | | 2-2 F7 | | | 0-3 K | 0-0 6 S 1B | | 4 | 0 | 1 | 1 | 0 | 1 | 1 | | | | | | | | | | | |
| Pat Burrell, R OBP: 0.430, SLG: 0.368 | 0-1 L6 | | | 2-2 F7 | | | 3-1 E4 1B | 3-2 SAFE F7 | | 3 | 1 | 0 | 0 | 0 | 0 | 1 | | | | | | | | | | | |
| 6 Ryan Howard, L OBP: 0.380, SLG: 0.374 (8, PH) | | | | | | | | | | 1 | 0 | 0 | 0 | 0 | 0 | 1 | | | | | | | | | | | |
| 9 Michael Bourn, L OBP: 0.368, SLG: 0.375 | | | | | | | | | | 0 | 0 | 0 | 0 | 0 | 0 | 0 | | | | | | | | | | | |
| Wes Helms, R OBP: 0.321, SLG: 0.347 | | 3-2 2 G5-4-3 1B | | | 0-0 P6 | | | | 0-0 BB 1B | 4 | 0 | 2 | 0 | 0 | 1 | 1 | | | | | | | | | | | |
| Abraham Nunez, S OBP: 0.289, SLG: 0.244 | | 3-3 K | | | 0-1 G1-3 | | 2-0 2 BB 1B | 4-0 BB BB | | 3 | 0 | 1 | 1 | 1 | 1 | 1 | | | | | | | | | | | |
| 2 Rod Barajas, R OBP: 0.383, SLG: 0.405 | | 1-2 G5-4-3 | | | 1-1 F8 | | 4-0 SAFE BB | 1-2 F7 | | 3 | 0 | 0 | 0 | 1 | 0 | 3 | | | | | | | | | | | |
| 21 Jon Lieber, L OBP: 0.111, SLG: 0.111 28 Jason Wirth, R OBP: 0.366, SLG: 0.370 54 Francisco Del Rosario, R OBP: 0.366, SLG: 0.370 52 Fabio Castro, L OBP: 0.366, SLG: 0.370 44 Yoel Hernandez, R OBP: 0.366, SLG: 0.370 19 Greg Dobbs, L OBP: 0.291, SLG: 0.290 | | | 0-3 K | | | 1-3 K | 3-3 K | 2-3 K | | 2 | 0 | 0 | 0 | 0 | 2 | 0 | livebaseballscores.com | | | | | | | | | | |
| Inning Stats | R: 1 E: 0 K: 0 S: 12 | H: 2 LOB: 1 BB: 0 P: 15 | R: 0 E: 0 K: 1 S: 16 | H: 1 LOB: 0 BB: 23 P: 23 | R: 0 E: 0 K: 3 S: 9 | H: 0 LOB: 0 BB: 0 P: 13 | R: 0 E: 0 K: 1 S: 14 | H: 0 LOB: 0 BB: 0 P: 21 | R: 0 E: 0 K: 0 S: 5 | H: 0 LOB: 0 BB: 0 P: 6 | R: 1 E: 0 K: 1 S: 12 | H: 1 LOB: 0 BB: 0 P: 16 | R: 1 E: 1 K: 3 S: 17 | H: 1 LOB: 2 BB: 1 P: 30 | R: 1 E: 0 K: 0 S: 12 | H: 2 LOB: 1 BB: 0 P: 19 | | R: 0 E: 0 K: 1 S: 11 | H: 1 LOB: 2 BB: 1 P: 20 | 1B: 7 2B: 1 3B: 0 HR: 0 | SF: 0 SAC: 0 DP: 1 HBP: 0 | WP: 1 PB: 0 SB: 4 CS: 0 | PA: 37 | | | | |
| PITCHER | IP | WLS | BF | H | R | ER | SO | BB | IBB | HBP | BLK | WP | HR | S | P | ERA | WHIP | | | | | | | | | | |
| 51 Noah Lowry, L ERA: 3.29 | 6.2 | W | 26 | 5 | 3 | 1 | 8 | 1 | 0 | 0 | 0 | 1 | 0 | 79 | 115 | 1.35 | 0.900 | | | | | | | | | | |
| Jack Taschner, L ERA: 4.0 | 0.1 | H | 1 | 0 | 0 | 0 | 1 | 0 | 0 | 0 | 0 | 0 | 0 | 6 | 9 | 0.00 | 0.000 | | | | | | | | | | |
| 41 Brad Hennessey, R ERA: 2.84 | 0.2 | H | 4 | 2 | 1 | 1 | 0 | 0 | 0 | 0 | 0 | 0 | 0 | 7 | 11 | 13.50 | 3.000 | | | | | | | | | | |
| Steve Kline, L ERA: 2.35 | 0.1 | H | 1 | 0 | 0 | 0 | 0 | 0 | 0 | 0 | 0 | 0 | 0 | 5 | 8 | 0.00 | 0.000 | | | | | | | | | | |
| 54 Scott Munter, R ERA: | 1.0 | | 5 | 1 | 0 | 0 | 1 | 1 | 0 | 0 | 0 | 0 | 0 | 11 | 20 | 0.00 | 2.000 | | | | | | | | | | |

| Batter | 1 | 2 | 3 | 4 | 5 | 6 | 7 | 8 | 9 | AB | R | H | RBI | BB | SO | LOB | BOTTOM | | | | | | | | | | |
|---|------------------------------|----------------------------------|-------------------------------|----------------------------------|------------------------------|----------------------------------|------------------------------|---------------------------------|------------------------------|----------------------------------|-------------------------------|----------------------------------|-------------------------------|----------------------------------|----------------------------------|------------------------------------|---|--------|--|--|--|--|--|--|--|--|--|
| 10 Dave Roberts, L OBP: 0.277, SLG: 0.344 | 3-2 G4-3 | | 1-2 2 1B 3B | | | 1-1 G6-3 | | 2-3 K | | 4 | 1 | 1 | 0 | 0 | 1 | 0 | Philadelphia Phillies @ San Francisco Giants AT&T Park, San Francisco, CA Sat May 05 2007, 12:55 PM PDT Att: 40,796 - Sunny - 65 F | | | | | | | | | | |
| 2 Randy Winn, S OBP: 0.336, SLG: 0.441 | 2-2 L7 | | 0-0 3B | | | 0-2 G6-3 | | 1-0 G1-3 | | 4 | 1 | 1 | 0 | 0 | 0 | 0 | | | | | | | | | | | |
| Ryan Klesko, L OBP: 0.365, SLG: 0.417 | 1-1 P4 | | 2-3 1B | | | 1-0 G4-3 | | 4-2 BB 1B BB | | 3 | 2 | 1 | 2 | 1 | 0 | 0 | | | | | | | | | | | |
| Barry Bonds, L OBP: 0.529, SLG: 0.806 (8, PR) | | 0-0 HR | 4-0 3B | | | 4-1 G4-3 BB | | 4-1 1B BB | | 1 | 1 | 1 | 1 | 3 | 0 | 0 | | | | | | | | | | | |
| Todd Linden, S OBP: 0.271, SLG: 0.227 | | | G4-6-3 IBB | | | G4-3 BB | | 1-2 HR BB | | 0 | 1 | 0 | 0 | 0 | 0 | 0 | | | | | | | | | | | |
| Ray Durham, S OBP: 0.348, SLG: 0.426 54 Scott Munter, R ERA: | | 1-1 G6-3 | 2-0 G4-6-3 | | | 1-2 G4-3 | | 3-2 HR 1B | | 4 | 1 | 1 | 1 | 0 | 0 | 2 | | | | | | | | | | | |
| Pedro Feliz, R OBP: 0.280, SLG: 0.483 | | 0-1 13 1B | 1-0 L8 | | | 1-0 G5-3 | | 2-0 1-2 2-H HR | | 4 | 1 | 2 | 3 | 0 | 0 | 0 | | | | | | | | | | | |
| 50 Eliezer Alfonzo, R OBP: 0.261, SLG: 0.522 | | 2-3 K | | | 0-0 P6 | | 1-1 HR | 1-0 G4-3 | | 4 | 1 | 1 | 1 | 0 | 1 | 2 | | | | | | | | | | | |
| 13 Omar Vizquel, S OBP: 0.301, SLG: 0.302 | | 0-0 | 51 FC4-6 1B | | 2-2 | 51 F9-3 1B | | 0-2 1B | | 4 | 0 | 3 | 0 | 0 | 0 | 0 | | | | | | | | | | | |
| 51 Noah Lowry, R Jack Taschner, L Mark Sweeney, L 41 Brad Hennessey, R Steve Kline, S 19 Kevin Frandsen, R OBP: 0.167, SLG: 0.167 | | 1-2 FC4-6 | | | 0-0 F9-3 | | 0-0 F9 | 2-3 K | | 2 | 0 | 0 | 0 | 0 | 0 | 3 | | | | | | | | | | | |
| Inning Stats | R: 0 E: 0 K: 0 S: 9 | H: 0 LOB: 0 BB: 0 P: 15 | R: 1 E: 0 K: 1 S: 16 | H: 3 LOB: 2 BB: 0 P: 20 | R: 3 E: 0 K: 0 S: 8 | H: 3 LOB: 0 BB: 1 P: 16 | R: 0 E: 0 K: 0 S: 6 | H: 1 LOB: 0 BB: 0 P: 8 | R: 0 E: 0 K: 0 S: 5 | H: 0 LOB: 0 BB: 1 P: 11 | R: 1 E: 0 K: 1 S: 10 | H: 1 LOB: 0 BB: 0 P: 15 | R: 4 E: 0 K: 1 S: 17 | H: 3 LOB: 1 BB: 2 P: 34 | 1B: 6 2B: 2 3B: 1 HR: 3 | SF: 0 SAC: 0 DP: 3 HBP: 0 | WP: 0 PB: 0 SB: 0 CS: 0 | PA: 36 | | | | | | | | | |
| PITCHER | IP | WLS | BF | H | R | ER | SO | BB | IBB | HBP | BLK | WP | HR | S | P | ERA | WHIP | | | | | | | | | | |
| 21 Jon Lieber, R ERA: 3.35 | 6.0 | L | 24 | 7 | 4 | 4 | 1 | 1 | 0 | 0 | 0 | 0 | 1 | 50 | 78 | 6.00 | 1.333 | | | | | | | | | | |
| 54 Francisco Del Rosario, R ERA: 6.48 | 1.1 | | 5 | 1 | 1 | 1 | 1 | 0 | 0 | 0 | 0 | 0 | 1 | 11 | 17 | 6.75 | 0.750 | | | | | | | | | | |
| 52 Fabio Castro, L ERA: 18.0 | 0.0 | | 3 | 1 | 1 | 1 | 0 | 2 | 0 | 0 | 0 | 0 | 0 | 7 | 18 | ∞ | ∞ | | | | | | | | | | |
| 44 Yoel Hernandez, R ERA: 13.5 | 0.2 | | 4 | 2 | 3 | 3 | 1 | 0 | 0 | 0 | 0 | 0 | 1 | 9 | 14 | 40.50 | 3.000 | | | | | | | | | | |



| Batter | 1 | 2 | 3 | 4 | 5 | 6 | 7 | 8 | 9 | AB | R | H | RBI | BB | SO | LOB | TOP | | | | | | | | | | | | | | | | |
|--|---|----------------------------------|-------------------------------|----------------------------------|------------------------------|----------------------------------|------------------------------|----------------------------------|------------------------------|----------------------------------|-------------------------------|----------------------------------|-------------------------------|----------------------------------|------------------------------|----------------------------------|--|------------------------------------|--|--|--|--|--|--|--|--|--|--|--|--|--|--|--|
| 11 Jimmy Rollins, S OBP: 0.363, SLG: 0.597 | F8 | | F8 | | F7 | | FC4-6 | | HBP | 4 | 0 | 0 | 0 | 0 | 0 | 2 | Philadelphia Phillies @ Arizona Diamondbacks Chase Field, Phoenix, AZ Mon May 07 2007, 6:40 PM MST Att: 19,562 - Clear - 87 F | | | | | | | | | | | | | | | | |
| 8 Shane Victorino, S OBP: 0.372, SLG: 0.375 | P4 | | F9 | | K | | FC4-6 | | F8 | 5 | 0 | 0 | 1 | 0 | 1 | 2 | | | | | | | | | | | | | | | | | |
| 26 Chase Utley, L OBP: 0.391, SLG: 0.551 | HBP | | | | K | | PO | | F9 | 3 | 0 | 1 | 0 | 0 | 1 | 0 | | | | | | | | | | | | | | | | | |
| Pat Burrell, R OBP: 0.434, SLG: 0.352 | F7 | | F8 | | | | | | P4 | 4 | 0 | 0 | 0 | 0 | 0 | 2 | | | | | | | | | | | | | | | | | |
| Aaron Rowand, R OBP: 0.438, SLG: 0.564 | | G1-3 | | | F9 | | | | 2B | 4 | 1 | 1 | 0 | 0 | 0 | 0 | | | | | | | | | | | | | | | | | |
| Wes Helms, R OBP: 0.325, SLG: 0.352 54 Francisco Del Rosario, R (1) | | 1B BB | | | F7 | | G4-3 | | 2B | 3 | 0 | 1 | 1 | 1 | 0 | 0 | | | | | | | | | | | | | | | | | |
| Abraham Nunez, S OBP: 0.327, SLG: 0.333 | | | | | | | | | 2B | 0 | 0 | 0 | 0 | 0 | 0 | 0 | | | | | | | | | | | | | | | | | |
| 51 Carlos Ruiz, R OBP: 0.338, SLG: 0.427 6 Ryan Howard, L (9, PH) | | | | | | | | | G6-3 | 4 | 1 | 3 | 0 | 0 | 0 | 1 | | | | | | | | | | | | | | | | | |
| 34 Freddy Garcia, R OBP: 0.300, SLG: 0.250 28 Jayson Werth, R OBP: 0.355, SLG: 0.303 Antonio Alfonseca, R (7, 1) | | | | | | | | | | 2 | 1 | 1 | 1 | 1 | 1 | 2 | | | | | | | | | | | | | | | | | |
| 19 Greg Dobbs, L OBP: 0.250, SLG: 0.281 | | | | | | | | | F7 | 1 | 0 | 0 | 0 | 0 | 0 | 0 | | | | | | | | | | | | | | | | | |
| Inning Stats | R: 0 E: 0 K: 0 S: 11 | H: 0 LOB: 1 BB: 0 P: 18 | R: 0 E: 0 K: 2 S: 12 | H: 1 LOB: 2 BB: 1 P: 20 | R: 0 E: 0 K: 0 S: 8 | H: 1 LOB: 1 BB: 0 P: 14 | R: 0 E: 0 K: 0 S: 8 | H: 0 LOB: 0 BB: 0 P: 13 | R: 0 E: 0 K: 0 S: 9 | H: 0 LOB: 0 BB: 0 P: 12 | R: 2 E: 0 K: 0 S: 13 | H: 2 LOB: 0 BB: 1 P: 21 | R: 1 E: 0 K: 0 S: 11 | H: 2 LOB: 1 BB: 0 P: 15 | R: 0 E: 0 K: 0 S: 7 | H: 0 LOB: 1 BB: 0 P: 12 | 1B: 2 2B: 5 3B: 0 HR: 0 | SF: 0 SAC: 0 DP: 0 HBP: 2 | WP: 0 PA: 39 PB: 0 SB: 0 CS: 0 | | | | | | | | | | | | | | |
| PITCHER | IP WLS BF H R ER SO BB IBB HBP BLK WP HR S P ERA WHIP | | | | | | | | | | | | | | | | | | | | | | | | | | | | | | | | |
| 49 Doug Davis, L ERA: 2.36 | 6.0 | 27 | 5 | 2 | 2 | 4 | 2 | 1 | 1 | 0 | 0 | 0 | 0 | 63 | 112 | 3.00 | 1.167 | | | | | | | | | | | | | | | | |
| 56 Ramon Pena, R ERA: 1.47 | 1.0 | 2 | 0 | 0 | 0 | 0 | 0 | 0 | 0 | 0 | 0 | 0 | 0 | 6 | 6 | 0.00 | 0.000 | | | | | | | | | | | | | | | | |
| Brandon Lyon, R ERA: 1.8 | 1.0 | 5 | 2 | 1 | 1 | 0 | 0 | 0 | 0 | 0 | 0 | 0 | 0 | 11 | 15 | 9.00 | 2.000 | | | | | | | | | | | | | | | | |
| Jose Valverde, R ERA: 3.77 | 1.0 | 4 | 0 | 0 | 0 | 0 | 0 | 0 | 1 | 0 | 0 | 0 | 0 | 7 | 12 | 0.00 | 0.000 | | | | | | | | | | | | | | | | |

| Batter | 1 | 2 | 3 | 4 | 5 | 6 | 7 | 8 | 9 | AB | R | H | RBI | BB | SO | LOB | BOTTOM | | | | | | | | | | | | | | |
|--|---|----------------------------------|------------------------------|----------------------------------|-------------------------------|----------------------------------|------------------------------|----------------------------------|------------------------------|----------------------------------|------------------------------|---------------------------------|-------------------------------|----------------------------------|-------------------------------|----------------------------------|--|------------------------------------|--|--|--|--|--|--|--|--|--|--|--|--|--|
| 24 Chris Young, R OBP: 0.271, SLG: 0.394 | G6-3 | | | | G5-3 | | | | | 4 | 1 | 3 | 0 | 0 | 0 | 1 | Philadelphia Phillies @ Arizona Diamondbacks Chase Field, Phoenix, AZ Mon May 07 2007, 6:40 PM MST Att: 19,562 - Clear - 87 F | | | | | | | | | | | | | | |
| 34 Conor Jackson, R OBP: 0.267, SLG: 0.266 | G6-3 | | F8 | | | | F9 | | G5-3 | 4 | 0 | 0 | 0 | 0 | 4 | | | | | | | | | | | | | | | | |
| 1 Orlando Hudson, S OBP: 0.397, SLG: 0.512 | SF9 | | | | F8 | | F8 | | G4-3 | 3 | 0 | 0 | 1 | 0 | 0 | | | | | | | | | | | | | | | | |
| 22 Eric Byrnes, R OBP: 0.370, SLG: 0.453 | P4 | | | | P6 | | | | 1B | 3 | 1 | 1 | 0 | 1 | 0 | 0 | | | | | | | | | | | | | | | |
| 6 Stephen Drew, L OBP: 0.323, SLG: 0.333 | | | F8 | | P5 | | F8 | | | 4 | 0 | 1 | 0 | 0 | 0 | 1 | | | | | | | | | | | | | | | |
| 7 Carlos Quentin, R OBP: 0.338, SLG: 0.349 | | | F8 | | | | | | G6-3 | 4 | 1 | 2 | 1 | 0 | 0 | 0 | | | | | | | | | | | | | | | |
| 26 Miguel Montero, L OBP: 0.304, SLG: 0.388 | | | K | | | | | | | 4 | 1 | 1 | 0 | 0 | 1 | 3 | | | | | | | | | | | | | | | |
| 13 Alberto Callaspo, S OBP: 0.266, SLG: 0.261 | | | | | K2-3 | | | | | 4 | 0 | 2 | 1 | 0 | 1 | 2 | | | | | | | | | | | | | | | |
| 49 Doug Davis, R ERA: 2.36 | | | | | G4-3 | | | | | 1 | 0 | 0 | 0 | 0 | 0 | 0 | | | | | | | | | | | | | | | |
| 56 Ramon Pena, R ERA: 1.47 | | | | | | | | | | 0 | 0 | 0 | 0 | 0 | 0 | 0 | | | | | | | | | | | | | | | |
| Chad Tracy, L OBP: 0.387, SLG: 0.472 Brandon Lyon, R Jose Valverde, R | | | | | | | | | | 0 | 0 | 0 | 1 | 0 | 0 | 0 | | | | | | | | | | | | | | | |
| Inning Stats | R: 1 E: 0 K: 0 S: 7 | H: 1 LOB: 0 BB: 0 P: 11 | R: 0 E: 0 K: 1 S: 8 | H: 0 LOB: 0 BB: 0 P: 13 | R: 0 E: 0 K: 1 S: 10 | H: 1 LOB: 1 BB: 0 P: 14 | R: 0 E: 0 K: 0 S: 6 | H: 0 LOB: 0 BB: 0 P: 12 | R: 1 E: 0 K: 0 S: 6 | H: 2 LOB: 1 BB: 0 P: 11 | R: 0 E: 0 K: 0 S: 7 | H: 1 LOB: 1 BB: 0 P: 9 | R: 1 E: 0 K: 0 S: 15 | H: 3 LOB: 2 BB: 0 P: 23 | R: 1 E: 0 K: 0 S: 13 | H: 2 LOB: 2 BB: 1 P: 24 | 1B: 7 2B: 3 3B: 0 HR: 0 | SF: 2 SAC: 1 DP: 0 HBP: 0 | WP: 1 PA: 35 PB: 0 SB: 0 CS: 0 | | | | | | | | | | | | |
| PITCHER | IP WLS BF H R ER SO BB IBB HBP BLK WP HR S P ERA WHIP | | | | | | | | | | | | | | | | | | | | | | | | | | | | | | |
| 34 Freddy Garcia, R ERA: 5.33 | 6.0 | 23 | 5 | 2 | 2 | 2 | 0 | 0 | 0 | 0 | 0 | 44 | 70 | 3.00 | 0.833 | | | | | | | | | | | | | | | | |
| Antonio Alfonseca, R ERA: 4.86 | 1.0 | 6 | 3 | 1 | 1 | 0 | 0 | 0 | 0 | 0 | 0 | 15 | 23 | 9.00 | 3.000 | | | | | | | | | | | | | | | | |
| 54 Francisco Del Rosario, R (8, 1) ERA: 6.75 | 1.0 | L | 6 | 2 | 1 | 1 | 0 | 1 | 0 | 0 | 0 | 13 | 24 | 9.00 | 3.000 | | | | | | | | | | | | | | | | |

| Batter | 1 | 2 | 3 | 4 | 5 | 6 | 7 | 8 | 9 | AB | R | H | RBI | BB | SO | LOB | TOP | | | | | | | | |
|--|------------------------------|----------------------------------|------------------------------|----------------------------------|------------------------------|---------------------------------|------------------------------|---------------------------------|------------------------------|----------------------------------|-------------------------------|----------------------------------|------------------------------|----------------------------------|-------------------------------|----------------------------------|------------------------------|----------------------------------|----------------------------------|------------------------------------|----------------------------------|--------|--|--|--|
| Aaron Rowand, R (1, 8) OBP: 0.433, SLG: 0.554 | 1-1 F9 | | 1-0 G5-4-3 | | | 0-0 FC4-6 1B | | 1-2 G5-3 | | 4 | 0 | 1 | 0 | 0 | 0 | 1 | | | | | | | | | |
| 8 Shane Victorino, S (1, 9) OBP: 0.382, SLG: 0.363 | 2-1 L9 | | | 2-2 F9 | | 3-2 FC4-6 1-2F | | 1-3 K | | 4 | 0 | 0 | 0 | 0 | 1 | 1 | | | | | | | | | |
| 11 Jimmy Rollins, S (1, 6) OBP: 0.354, SLG: 0.581 | 1-1 P5 | | | 0-0 F8 | | 3-3 K | | 2-3 K | | 4 | 0 | 0 | 0 | 0 | 2 | 1 | | | | | | | | | |
| 26 Chase Utley, L (1, 4) OBP: 0.387, SLG: 0.565 | | 2-1 G4-3 | | 0-2 G1-3 | | | 0-1 HR | | 1-0 F7 | 4 | 1 | 1 | 1 | 0 | 0 | 0 | | | | | | | | | |
| Pat Burrell, R (1, 7) OBP: 0.421, SLG: 0.337 | | 1-0 F9 | | | 0-1 L9 | | 1-1 F8 | | 1-1 G6-3 | 4 | 0 | 0 | 0 | 0 | 0 | 0 | | | | | | | | | |
| 19 Greg Dobbs, L (1, 3) OBP: 0.275, SLG: 0.371 | | 4-2 BB | | | 0-1 HR | | 2-1 G3 | | 2-3 K | 3 | 1 | 1 | 1 | 1 | 1 | 0 | | | | | | | | | |
| Abraham Nunez, S (1, 5) OBP: 0.327, SLG: 0.354 | | 0-0 F8 | | | 2-0 G6-3 | | 0-0 51 WP 2B | | | 3 | 0 | 1 | 0 | 0 | 0 | 1 | | | | | | | | | |
| 51 Carlos Ruiz, R (1, 2) OBP: 0.337, SLG: 0.416 | | | 0-0 B1-3 | | 2-2 F8 | | 4-0 IBB | | | 2 | 0 | 0 | 0 | 1 | 0 | 0 | | | | | | | | | |
| 23 Adam Eaton, R (1, 1) Geoff Geary, R (8, 1) | | | 1-2 G5-4-3 1B | | | 1-3 K | 1-0 G5-3 | | | 3 | 0 | 1 | 0 | 0 | 1 | 2 | | | | | | | | | |
| Inning Stats | R: 0 E: 0 K: 0 S: 6 | H: 0 LOB: 0 BB: 0 P: 10 | R: 0 E: 0 K: 0 S: 8 | H: 0 LOB: 1 BB: 1 P: 15 | R: 0 E: 0 K: 0 S: 5 | H: 1 LOB: 0 BB: 0 P: 7 | R: 0 E: 0 K: 0 S: 7 | H: 0 LOB: 0 BB: 0 P: 9 | R: 1 E: 0 K: 0 S: 8 | H: 1 LOB: 0 BB: 0 P: 12 | R: 0 E: 0 K: 2 S: 10 | H: 1 LOB: 1 BB: 0 P: 17 | R: 1 E: 0 K: 0 S: 8 | H: 2 LOB: 2 BB: 1 P: 16 | R: 0 E: 0 K: 2 S: 12 | H: 0 LOB: 0 BB: 0 P: 16 | R: 0 E: 0 K: 1 S: 6 | H: 0 LOB: 0 BB: 0 P: 10 | 1B: 2 2B: 1 3B: 0 HR: 2 | SF: 0 SAC: 0 DP: 1 HBP: 0 | WP: 1 PB: 0 SB: 0 CS: 0 | PA: 33 | | | |
| PITCHER | IP | WLS | BF | H | R | ER | SO | BB | IBB | HBP | BLK | WP | HR | S | P | ERA | WHIP | | | | | | | | |
| 44 Micah Owings, R (1, 1) ERA: 3.18 | 7.0 | W | 27 | 5 | 2 | 2 | 2 | 1 | 1 | 0 | 0 | 1 | 2 | 52 | 86 | 2.57 | 0.857 | | | | | | | | |
| Brandon Lyon, R (8, 1) ERA: 1.69 | 1.0 | H | 3 | 0 | 0 | 0 | 2 | 0 | 0 | 0 | 0 | 0 | 0 | 12 | 16 | 0.00 | 0.000 | | | | | | | | |
| 56 Ramon Pena, R (9, 1) ERA: 1.4 | 1.0 | S | 3 | 0 | 0 | 0 | 1 | 0 | 0 | 0 | 0 | 0 | 0 | 6 | 10 | 0.00 | 0.000 | | | | | | | | |

Philadelphia Phillies @ Arizona Diamondbacks
Chase Field, Phoenix, AZ
Tue May 08 2007, 6:40 PM MST
Att: 22,865 - Clear - 92 F

| | |
|-----|----|
| AB | 31 |
| R | 2 |
| H | 5 |
| RBI | 2 |
| BB | 2 |
| SO | 5 |
| LOB | 6 |



| Batter | 1 | 2 | 3 | 4 | 5 | 6 | 7 | 8 | 9 | AB | R | H | RBI | BB | SO | LOB | BOTTOM | | | | | | | | |
|--|------------------------------|----------------------------------|------------------------------|----------------------------------|-------------------------------|----------------------------------|-------------------------------|----------------------------------|------------------------------|---------------------------------|-------------------------------|----------------------------------|------------------------------|----------------------------------|-------------------------------|----------------------------------|----------------------------------|------------------------------------|----------------------------------|--------|--|--|--|--|--|
| 24 Chris Young, R (1, 8) OBP: 0.279, SLG: 0.407 | 0-1 G6-3 | | 0-1 2B | | | 2-2 22 1B 1B | 2-3 K | | | 4 | 1 | 2 | 0 | 0 | 1 | 0 | | | | | | | | | |
| 13 Alberto Callaspo, S (1, 5) OBP: 0.270, SLG: 0.256 | 4-2 G4-6-3 BB | | 1-2 L8 | | | 1 SAFE F7 | | 4-0 1 E FC5-2 BB | | 2 | 0 | 0 | 0 | 2 | 0 | 2 | | | | | | | | | |
| 1 Orlando Hudson, S (1, 4) OBP: 0.394, SLG: 0.504 | 1-2 G4-6-3 1-2F | | | 2-2 22 G5-3 1B | | 3-1 F7 | | 1-2 FC5-2 F9 1-H | | 4 | 0 | 1 | 0 | 0 | 0 | 3 | | | | | | | | | |
| Chad Tracy, L (1, 3) OBP: 0.382, SLG: 0.462 | | 2-3 K | | 1-3 K | | 3-1 22 1B 1B | 1-2 1B | 1-2 F9 | | 4 | 0 | 1 | 0 | 0 | 2 | 2 | | | | | | | | | |
| 22 Eric Byrnes, R (1, 7) OBP: 0.373, SLG: 0.477 | | 0-0 HR | | 2-2 G5-3 | | 1-0 G5-3 | 1-2 1B | 1-2 G1-3 | | 4 | 1 | 2 | 2 | 0 | 0 | 2 | | | | | | | | | |
| 6 Stephen Drew, L (1, 6) OBP: 0.316, SLG: 0.325 | | 2-1 G4-3 | | 0-1 F8 | | 1-2 2-H 1B | 2-1 P2 | | | 3 | 0 | 0 | 0 | 0 | 0 | 3 | | | | | | | | | |
| 7 Carlos Quentin, R (1, 9) OBP: 0.325, SLG: 0.333 | | 3-1 P3 | | | 0-0 P4 | | 2-3 K | | | 3 | 0 | 0 | 0 | 0 | 1 | 0 | | | | | | | | | |
| 19 Chris Snyder, R (1, 2) OBP: 0.338, SLG: 0.351 | | | 1-0 P6 | | 2-1 G4-3 | | 0-0 L5 | | | 3 | 0 | 0 | 0 | 0 | 0 | 0 | | | | | | | | | |
| 44 Micah Owings, R (1, 1) ERA: 7.43 Tony Clark, S (7, PH) Brandon Lyon, R (8, 1) 56 Ramon Pena, R (9, 1) | | 2-2 L4 | | 0-0 E5 | | 0-0 HR | | | | 2 | 0 | 0 | 0 | 0 | 0 | 0 | | | | | | | | | |
| Inning Stats | R: 0 E: 0 K: 0 S: 8 | H: 1 LOB: 0 BB: 1 P: 13 | R: 1 E: 0 K: 1 S: 8 | H: 1 LOB: 0 BB: 0 P: 15 | R: 0 E: 0 K: 0 S: 12 | H: 1 LOB: 1 BB: 0 P: 16 | R: 0 E: 0 K: 1 S: 12 | H: 1 LOB: 1 BB: 0 P: 17 | R: 0 E: 0 K: 0 S: 4 | H: 0 LOB: 0 BB: 0 P: 6 | R: 1 E: 0 K: 0 S: 12 | H: 3 LOB: 2 BB: 0 P: 23 | R: 1 E: 0 K: 2 S: 9 | H: 1 LOB: 0 BB: 0 P: 13 | R: 0 E: 2 K: 0 S: 10 | H: 0 LOB: 1 BB: 1 P: 17 | 1B: 4 2B: 1 3B: 0 HR: 2 | SF: 0 SAC: 0 DP: 1 HBP: 0 | WP: 0 PB: 0 SB: 0 CS: 0 | PA: 32 | | | | | |
| PITCHER | IP | WLS | BF | H | R | ER | SO | BB | IBB | HBP | BLK | WP | HR | S | P | ERA | WHIP | | | | | | | | |
| 23 Adam Eaton, R (1, 1) ERA: 7.43 | 7.0 | L | 28 | 7 | 3 | 3 | 4 | 1 | 0 | 0 | 0 | 0 | 0 | 65 | 103 | 3.86 | 1.143 | | | | | | | | |
| Geoff Geary, R (8, 1) ERA: 1.99 | 1.0 | | 4 | 0 | 0 | 0 | 0 | 1 | 0 | 0 | 0 | 0 | 0 | 10 | 17 | 0.00 | 1.000 | | | | | | | | |

Philadelphia Phillies @ Arizona Diamondbacks
Chase Field, Phoenix, AZ
Tue May 08 2007, 6:40 PM MST
Att: 22,865 - Clear - 92 F


| | |
|-----|----|
| AB | 30 |
| R | 3 |
| H | 7 |
| RBI | 3 |
| BB | 2 |
| SO | 4 |
| LOB | 12 |



| Batter | 1 | 2 | 3 | 4 | 5 | 6 | 7 | 8 | 9 | AB | R | H | RBI | BB | SO | LOB | TOP | | | | |
|--|-------------------------------|----------------------------------|-------------------------------|----------------------------------|-------------------------------|----------------------------------|------------------------------|----------------------------------|------------------------------|----------------------------------|-------------------------------|----------------------------------|-------------------------------|----------------------------------|-------------------------------|----------------------------------|----------------------------------|------------------------------------|----------------------------------|--------|--|
| 11 Jimmy Rollins, S OBP: 0.355, SLG: 0.582 | 1-3 K | | 2-2 F9 | | | 0-1 F9 | | 0-2 F9 | 1-0 8 HR | 5 | 1 | 2 | 1 | 0 | 1 | 0 | | | | | |
| 8 Shane Victorino, S OBP: 0.363, SLG: 0.383 | 2-3 K | | 0-2 G3 | | | 3-2 F7 | | 4-1 1B | 2-2 2B | 4 | 2 | 1 | 2 | 1 | 1 | 2 | | | | | |
| Aaron Rowand, R OBP: 0.438, SLG: 0.552 | 2-3 K | | | 1-3 K | | | | 1-0 26 HR | 2-1 26 HR | 4 | 2 | 2 | 0 | 0 | 2 | 0 | | | | | |
| 26 Chase Utley, L OBP: 0.381, SLG: 0.548 | | 1-3 K | | 0-1 P5 | | | | 0-1 FC3 | 0-2 F8 | 4 | 1 | 0 | 1 | 0 | 1 | 2 | | | | | |
| Pat Burrell, R OBP: 0.419, SLG: 0.330 | | 2-3 K | | 3-3 K | | | | 1-1 6 HR | 1-3 6 HR | 2 | 1 | 0 | 0 | 1 | 2 | 0 | | | | | |
| 9 Michael Bourn, L OBP: 0.381, SLG: 0.389 | | | | | | | | 4-2 6 HR | 3-1 6 HR | 1 | 0 | 1 | 1 | 0 | 0 | 0 | | | | | |
| Wes Helms, R OBP: 0.328, SLG: 0.355 | | | | | | | | 1-2 51 HR | 3-1 6 HR | 2 | 0 | 1 | 0 | 0 | 1 | 0 | | | | | |
| 6 Ryan Howard, L OBP: 0.380, SLG: 0.429 | | | | | | | | 0-0 G4-6-3 | 2-1 G4-6-3 | 2 | 1 | 1 | 4 | 0 | 0 | 2 | | | | | |
| Abraham Nunez, S OBP: 0.339, SLG: 0.365 | | | 1-2 11 HR | | | | | 0-1 G4-3 | 0-2 39 HR | 4 | 1 | 2 | 0 | 0 | 0 | 1 | | | | | |
| 51 Carlos Ruiz, R OBP: 0.322, SLG: 0.395 | | | 2-2 F7 | | | | | 1-1 F9 | 2-3 K | 4 | 0 | 0 | 0 | 0 | 1 | 3 | | | | | |
| Jamie Moyer, L OBP: 0.158, SLG: 0.211 | | | 0-3 K | | | | | 2-1 G5-3 | 1-0 SH3-4 | 3 | 0 | 0 | 0 | 0 | 2 | 1 | | | | | |
| 39 Brett Myers, R | | | | | | | | | | 0 | 0 | 0 | 0 | 0 | 0 | 0 | | | | | |
| Inning Stats | R: 0 E: 0 K: 3 S: 10 | H: 0 LOB: 0 BB: 0 P: 15 | R: 0 E: 0 K: 3 S: 12 | H: 0 LOB: 0 BB: 0 P: 15 | R: 0 E: 0 K: 1 S: 19 | H: 2 LOB: 2 BB: 0 P: 24 | R: 0 E: 0 K: 2 S: 9 | H: 0 LOB: 0 BB: 0 P: 13 | R: 0 E: 0 K: 0 S: 7 | H: 0 LOB: 0 BB: 0 P: 12 | R: 4 E: 0 K: 1 S: 12 | H: 2 LOB: 0 BB: 1 P: 22 | R: 2 E: 1 K: 0 S: 13 | H: 2 LOB: 1 BB: 0 P: 23 | R: 3 E: 0 K: 1 S: 20 | H: 3 LOB: 1 BB: 0 P: 27 | 1B: 7 2B: 1 3B: 0 HR: 2 | SF: 0 SAC: 1 DP: 2 HBP: 2 | WP: 0 PB: 0 SB: 0 CS: 0 | PA: 40 | |
| PITCHER | IP | WLS | BF | H | R | ER | SO | BB | IBB | HBP | BLK | WP | HR | S | P | ERA | WHIP | | | | |
| 51 Randy Johnson, L ERA: 6.0 | 6.0 | | 23 | 4 | 3 | 3 | 9 | 1 | 0 | 1 | 0 | 0 | 0 | 71 | 101 | 4.50 | 0.833 | | | | |
| 28 Brandon Medders, R ERA: 4.5 | 1.0 | L | 4 | 1 | 1 | 1 | 1 | 0 | 0 | 0 | 0 | 0 | 1 | 8 | 12 | 9.00 | 1.000 | | | | |
| 57 Dustin Nippert, R ERA: 3.86 | 0.1 | | 3 | 1 | 2 | 1 | 0 | 1 | 0 | 0 | 0 | 0 | 0 | 7 | 12 | 27.00 | 6.000 | | | | |
| 45 Doug Slaten, L ERA: 1.0 | 0.2 | | 3 | 1 | 0 | 0 | 0 | 0 | 0 | 0 | 0 | 0 | 0 | 6 | 11 | 0.00 | 1.500 | | | | |
| 31 Edgar Gonzalez, R ERA: 4.99 | 1.0 | | 7 | 3 | 3 | 3 | 1 | 0 | 0 | 1 | 0 | 0 | 1 | 20 | 27 | 27.00 | 3.000 | | | | |

Philadelphia Phillies @ Arizona Diamondbacks
Chase Field, Phoenix, AZ
Wed May 09 2007, 3:40 PM MST
Att: 25,294 - Roof Closed - 77 F


AB 35
R 9
H 10
RBI 9
BB 2
SO 11
LOB 11



| Batter | 1 | 2 | 3 | 4 | 5 | 6 | 7 | 8 | 9 | AB | R | H | RBI | BB | SO | LOB | BOTTOM | | | | |
|--|-------------------------------|----------------------------------|------------------------------|----------------------------------|------------------------------|----------------------------------|-------------------------------|----------------------------------|------------------------------|---------------------------------|------------------------------|----------------------------------|------------------------------|----------------------------------|-------------------------------|----------------------------------|----------------------------------|------------------------------------|----------------------------------|--------|--|
| 24 Chris Young, R OBP: 0.278, SLG: 0.405 | 1-2 22 HR | | 2-1 SF8 | | | | | 1-2 G6-3 | | 3 | 0 | 1 | 1 | 0 | 1 | 0 | | | | | |
| 6 Stephen Drew, L OBP: 0.307, SLG: 0.315 | 1-3 K | | 3-3 K | | | | | 0-1 F8 | | 4 | 0 | 0 | 0 | 0 | 2 | 1 | | | | | |
| 1 Orlando Hudson, S OBP: 0.390, SLG: 0.518 | 1-3 K | | | 0-2 HR | | | | 0-0 G6-3 | | 4 | 1 | 1 | 1 | 0 | 1 | 1 | | | | | |
| 22 Eric Byrnes, R OBP: 0.370, SLG: 0.493 | 2-1 FC5-4 | | | 2-2 F9 | | | | 2-1 HR | | 4 | 1 | 1 | 1 | 0 | 1 | 1 | | | | | |
| 34 Conor Jackson, R OBP: 0.354, SLG: 0.280 | | 1-1 13 CS | | 4-2 BB | | | | 0-0 1B | | 3 | 0 | 2 | 0 | 1 | 1 | 0 | | | | | |
| 7 Carlos Quentin, R OBP: 0.321, SLG: 0.329 | | 1-1 F9 | | 0-0 P6 | | | | 3-2 F7 | | 4 | 0 | 1 | 0 | 0 | 0 | 3 | | | | | |
| 19 Chris Snyder, R OBP: 0.319, SLG: 0.328 | | 2-2 P6 | | 2-1 F9 | | | | 0-1 G5-3 | | 4 | 0 | 0 | 0 | 0 | 0 | 3 | | | | | |
| 13 Alberto Callaspo, S OBP: 0.277, SLG: 0.269 | | 0-0 CS | | 1-0 51 HR | | | | 1-0 F8 | | 3 | 1 | 1 | 0 | 0 | 0 | 0 | | | | | |
| 51 Randy Johnson, R ERA: 3.0 | | | 0-0 SH5-4 | | | | | 1-0 F8 | | 1 | 0 | 0 | 0 | 0 | 0 | 0 | | | | | |
| 28 Brandon Medders, R ERA: 4.5 | | | | | | | | 3-2 P4 | | 0 | 0 | 0 | 0 | 0 | 0 | 0 | | | | | |
| Scott Hairston, R ERA: 3.86 | | | | | | | | | | 0 | 0 | 0 | 0 | 0 | 0 | 0 | | | | | |
| 57 Dustin Nippert, R ERA: 1.0 | | | | | | | | | | 0 | 0 | 0 | 0 | 0 | 0 | 0 | | | | | |
| 45 Doug Slaten, L ERA: 4.99 | | | | | | | | | | 0 | 0 | 0 | 0 | 0 | 0 | 0 | | | | | |
| 31 Edgar Gonzalez, R ERA: 4.99 | | | | | | | | | | 0 | 0 | 0 | 0 | 0 | 0 | 0 | | | | | |
| Inning Stats | R: 0 E: 0 K: 2 S: 12 | H: 1 LOB: 1 BB: 0 P: 17 | R: 0 E: 0 K: 0 S: 7 | H: 1 LOB: 0 BB: 0 P: 11 | R: 1 E: 0 K: 1 S: 7 | H: 1 LOB: 0 BB: 0 P: 13 | R: 1 E: 0 K: 0 S: 12 | H: 1 LOB: 1 BB: 1 P: 20 | R: 0 E: 0 K: 0 S: 5 | H: 0 LOB: 0 BB: 0 P: 6 | R: 1 E: 0 K: 0 S: 8 | H: 2 LOB: 1 BB: 0 P: 13 | R: 0 E: 0 K: 0 S: 7 | H: 0 LOB: 0 BB: 0 P: 11 | R: 0 E: 0 K: 2 S: 13 | H: 1 LOB: 0 BB: 0 P: 22 | 1B: 4 2B: 1 3B: 0 HR: 2 | SF: 1 SAC: 1 DP: 0 HBP: 0 | WP: 0 PB: 0 SB: 0 CS: 1 | PA: 35 | |
| PITCHER | IP | WLS | BF | H | R | ER | SO | BB | IBB | HBP | BLK | WP | HR | S | P | ERA | WHIP | | | | |
| Jamie Moyer, L ERA: 3.0 | 7.0 | | 27 | 6 | 3 | 3 | 4 | 1 | 0 | 0 | 0 | 0 | 0 | 58 | 91 | 3.86 | 1.000 | | | | |
| 39 Brett Myers, R ERA: 5.53 | 2.0 | S | 7 | 1 | 0 | 0 | 2 | 0 | 0 | 0 | 0 | 0 | 0 | 20 | 30 | 0.00 | 0.500 | | | | |

Philadelphia Phillies @ Arizona Diamondbacks
Chase Field, Phoenix, AZ
Wed May 09 2007, 3:40 PM MST
Att: 25,294 - Roof Closed - 77 F

AB 31
R 3
H 7
RBI 3
BB 1
SO 6
LOB 9



| Batter | 1 | 2 | 3 | 4 | 5 | 6 | 7 | 8 | 9 | AB | R | H | RBI | BB | SO | LOB | TOP | | | |
|---|---------------------------------------|---------------------------------------|---------------------------------------|---------------------------------------|---------------------------------------|---------------------------------------|---------------------------------------|---------------------------------------|---------------------------------------|---------------------------------------|---------------------------------------|---------------------------------------|---------------------------------------|---------------------------------------|---------------------------------------|---------------------------------------|--|------------------------------------|----------------------------------|--------|
| 12 Alfonso Soriano, R OBP: 0.353, SLG: 0.512 | F8 | | FC6-4 BB | | F9 | | G5-3 | | K | 4 | 0 | 0 | 0 | 1 | 1 | 2 | Chicago Cubs @ Philadelphia Phillies Citizens Bank Park, Philadelphia, PA Sun May 13 2007, 1:35 PM EDT Att: 45,129 - Sunny - 66 F | | | |
| 2 Ryan Theriot, R OBP: 0.377, SLG: 0.375 | G5-4-3 1B | | FC6-4 | | K | | P3 | | FC6-4 BB | 4 | 0 | 1 | 0 | 1 | 1 | 2 | | | | |
| 25 Derrek Lee, R OBP: 0.463, SLG: 0.553 | G5-4-3 | | | | K | | G4-3 | | FC6-4 BB | 1 | 0 | 0 | 0 | 0 | 0 | 1 | | | | |
| 32 Danyle Ward, L OBP: 0.520, SLG: 0.444 | | | | | | | | | FC6-4 BB | 3 | 1 | 1 | 0 | 0 | 1 | 0 | | | | |
| Mark DeRosa, R OBP: 0.351, SLG: 0.449 | | | | | | | | | FC6-4 BB | 0 | 0 | 0 | 1 | 1 | 0 | 0 | | | | |
| 16 Aramis Ramirez, R OBP: 0.329, SLG: 0.504 | | L9 | | E5 19 1B | | G5-3 | | G6-3 | FC6-4 | 5 | 1 | 0 | 1 | 0 | 0 | 3 | | | | |
| 19 Matt Murton, R OBP: 0.354, SLG: 0.411 | F9 | | | 1B | | 1B | | | G5-3 | 5 | 0 | 3 | 1 | 0 | 0 | 2 | | | | |
| 46 Ryan Dempster, R | | | | 1B 1-2 2-H | | 1B | | 1B | | 0 | 0 | 0 | 0 | 0 | 0 | 0 | | | | |
| Jacque Jones, L OBP: 0.326, SLG: 0.364 | G6-3 | | | F4 | | 1B | | K | | 4 | 0 | 1 | 0 | 0 | 1 | 3 | | | | |
| Michael Barrett, R OBP: 0.311, SLG: 0.417 | | | | | | 1B | | G5-3 | | 4 | 0 | 1 | 0 | 0 | 1 | 3 | | | | |
| Cesar Izturis, S OBP: 0.337, SLG: 0.346 | | | | | | 1B | | | | 4 | 1 | 3 | 1 | 0 | 0 | 0 | | | | |
| 30 Ted Lilly, L OBP: 0.111, SLG: 0.111 | | | | | | 1B | | | 15 1B 15 PB BB | 2 | 0 | 0 | 0 | 0 | 1 | 5 | | | | |
| 15 Cliff Floyd, L OBP: 0.321, SLG: 0.397 | | | | | | 1B | | | BB 16 FC6-4 S | 1 | 0 | 1 | 0 | 0 | 0 | 0 | | | | |
| 29 Angel Pagán, S OBP: 0.429, SLG: 0.857 | | | | | | 1B | | | BB 16 FC6-4 S | 0 | 1 | 0 | 0 | 0 | 0 | 0 | | | | |
| Inning Stats | R: 0 E: 0 K: 0 S: 10 | H: 1 LOB: 0 BB: 0 P: 14 | R: 0 E: 0 K: 0 S: 7 | H: 0 LOB: 0 BB: 0 P: 10 | R: 0 E: 1 K: 0 S: 13 | H: 0 LOB: 2 BB: 1 P: 20 | R: 2 E: 1 K: 2 S: 14 | H: 3 LOB: 2 BB: 0 P: 19 | R: 0 E: 0 K: 0 S: 11 | H: 4 LOB: 3 BB: 0 P: 15 | R: 0 E: 0 K: 0 S: 8 | H: 0 LOB: 0 BB: 0 P: 9 | R: 0 E: 0 K: 1 S: 9 | H: 1 LOB: 1 BB: 0 P: 11 | R: 2 E: 0 K: 1 S: 14 | H: 2 LOB: 2 BB: 2 P: 31 | 1B: 10 2B: 1 3B: 0 HR: 0 | SF: 0 SAC: 1 DP: 1 HBP: 0 | WP: 0 PB: 1 SB: 1 CS: 0 | PA: 41 |
| PITCHER | IP WLS BF H R ER SO | IP WLS BF H R ER SO | IP WLS BF H R ER SO | IP WLS BF H R ER SO | IP WLS BF H R ER SO | IP WLS BF H R ER SO | IP WLS BF H R ER SO | IP WLS BF H R ER SO | IP WLS BF H R ER SO | IP WLS BF H R ER SO | IP WLS BF H R ER SO | IP WLS BF H R ER SO | IP WLS BF H R ER SO | IP WLS BF H R ER SO | IP WLS BF H R ER SO | IP WLS BF H R ER SO | ERA WHIP | ERA WHIP | | |
| 21 Jon Lieber, R ERA: 2.93 | 8.0 | L | 34 | 9 | 2 | 1 | 5 | 1 | 0 | 0 | 0 | 0 | 0 | 0 | 83 | 115 | 1.12 | 1.250 | | |
| Antonio Alfonseca, R ERA: 5.3 | 0.1 | | 4 | 2 | 2 | 2 | 1 | 1 | 0 | 0 | 0 | 0 | 0 | 0 | 9 | 18 | 54.00 | 9.000 | | |
| 52 Fabio Castro, L ERA: 18.0 | 0.0 | | 1 | 0 | 0 | 0 | 0 | 1 | 0 | 0 | 0 | 0 | 0 | 0 | 4 | | | | | |
| Clay Condrey, R ERA: 1.93 | 0.2 | | 2 | 0 | 0 | 0 | 0 | 0 | 0 | 0 | 0 | 0 | 0 | 5 | 9 | 0.00 | 0.000 | | | |

| | |
|-----|----|
| AB | 37 |
| R | 4 |
| H | 11 |
| RBI | 4 |
| BB | 3 |
| SO | 6 |
| LOB | 21 |



| Batter | 1 | 2 | 3 | 4 | 5 | 6 | 7 | 8 | 9 | AB | R | H | RBI | BB | SO | LOB | BOTTOM | | | | | |
|--|---------------------------------------|---------------------------------------|---------------------------------------|---------------------------------------|---------------------------------------|---------------------------------------|---------------------------------------|---------------------------------------|---------------------------------------|---------------------------------------|---------------------------------------|---------------------------------------|---------------------------------------|---------------------------------------|---------------------------------------|---------------------------------------|--|----------------------------------|----------------------------------|------------------------------------|----------------------------------|--------|
| 11 Jimmy Rollins, S OBP: 0.335, SLG: 0.539 | F9 | | P3 | | | F8 | | F7 | | 4 | 0 | 0 | 0 | 0 | 0 | 2 | Chicago Cubs @ Philadelphia Phillies Citizens Bank Park, Philadelphia, PA Sun May 13 2007, 1:35 PM EDT Att: 45,129 - Sunny - 66 F | | | | | |
| 28 Jason Werth, R OBP: 0.349, SLG: 0.270 | F9 | | | | K | G6-3 | | | G4-3 | 4 | 0 | 0 | 0 | 0 | 1 | 0 | | | | | | |
| Aaron Rowand, R OBP: 0.428, SLG: 0.522 | | | | | G5-3 | | | | G6-3 | 3 | 0 | 0 | 0 | 1 | 0 | 0 | | | | | | |
| 26 Chase Utley, L OBP: 0.393, SLG: 0.575 | P4 | | | | K | | | | 1B | 4 | 0 | 1 | 0 | 0 | 2 | 1 | | | | | | |
| Pat Burrell, R OBP: 0.421, SLG: 0.402 | | | | | | | | | | 3 | 0 | 0 | 0 | 0 | 1 | 0 | | | | | | |
| Wes Helms, R OBP: 0.317, SLG: 0.342 | | | | | | | | | | 3 | 0 | 1 | 0 | 0 | 0 | 0 | | | | | | |
| 9 Michael Bourn, L OBP: 0.364, SLG: 0.368 | | | | | | | | | | 0 | 1 | 0 | 0 | 0 | 0 | 0 | | | | | | |
| 19 Greg Dobbs, L OBP: 0.356, SLG: 0.500 | | | | | | | | | | 0 | 0 | 0 | 0 | 0 | 0 | 0 | | | | | | |
| Abraham Nunez, S OBP: 0.343, SLG: 0.397 | | | | | | | | | | 3 | 0 | 2 | 0 | 0 | 0 | 0 | | | | | | |
| 51 Carlos Ruiz, R OBP: 0.333, SLG: 0.448 | | | | | | | | | | 3 | 0 | 0 | 0 | 0 | 0 | 2 | | | | | | |
| 21 Jon Lieber, L OBP: 0.091, SLG: 0.091 | | | | | | | | | | 2 | 0 | 0 | 0 | 0 | 2 | 0 | | | | | | |
| 8 Shane Victorino, S OBP: 0.355, SLG: 0.375 | | | | | | | | | | 1 | 0 | 0 | 0 | 0 | 0 | 2 | | | | | | |
| Antonio Alfonseca, R | | | | | | | | | | 0 | 0 | 0 | 0 | 0 | 0 | 0 | | | | | | |
| 52 Fabio Castro, L | | | | | | | | | | 0 | 0 | 0 | 0 | 0 | 0 | 0 | | | | | | |
| Clay Condrey, R | | | | | | | | | | 0 | 0 | 0 | 0 | 0 | 0 | 0 | | | | | | |
| Inning Stats | R: 0 E: 0 K: 0 S: 8 | H: 0 LOB: 1 BB: 1 P: 15 | R: 0 E: 0 K: 0 S: 4 | H: 0 LOB: 0 BB: 0 P: 7 | R: 0 E: 0 K: 1 S: 14 | H: 0 LOB: 0 BB: 0 P: 20 | R: 0 E: 0 K: 2 S: 9 | H: 0 LOB: 0 BB: 0 P: 12 | R: 0 E: 0 K: 1 S: 11 | H: 1 LOB: 1 BB: 0 P: 17 | R: 0 E: 0 K: 1 S: 7 | H: 0 LOB: 0 BB: 0 P: 9 | R: 0 E: 0 K: 1 S: 10 | H: 0 LOB: 0 BB: 0 P: 15 | R: 1 E: 1 K: 0 S: 9 | H: 2 LOB: 2 BB: 0 P: 13 | R: 0 E: 0 K: 0 S: 7 | H: 1 LOB: 1 BB: 0 P: 10 | 1B: 4 2B: 0 3B: 0 HR: 0 | SF: 0 SAC: 0 DP: 0 HBP: 0 | WP: 0 PB: 0 SB: 0 CS: 0 | PA: 31 |
| PITCHER | IP WLS BF H R ER SO | IP WLS BF H R ER SO | IP WLS BF H R ER SO | IP WLS BF H R ER SO | IP WLS BF H R ER SO | IP WLS BF H R ER SO | IP WLS BF H R ER SO | IP WLS BF H R ER SO | IP WLS BF H R ER SO | IP WLS BF H R ER SO | IP WLS BF H R ER SO | IP WLS BF H R ER SO | IP WLS BF H R ER SO | IP WLS BF H R ER SO | IP WLS BF H R ER SO | IP WLS BF H R ER SO | ERA WHIP | ERA WHIP | | | | |
| 30 Ted Lilly, L ERA: 2.53 | 8.0 | W | 28 | 3 | 1 | 1 | 6 | 0 | 0 | 0 | 0 | 0 | 0 | 0 | 72 | 108 | 1.12 | 0.500 | | | | |
| 46 Ryan Dempster, R ERA: 2.37 | 1.0 | S | 3 | 1 | 0 | 0 | 0 | 0 | 0 | 0 | 0 | 0 | 0 | 7 | 10 | 0.00 | 1.000 | | | | | |

| | |
|-----|----|
| AB | 30 |
| R | 1 |
| H | 4 |
| RBI | 0 |
| BB | 1 |
| SO | 6 |
| LOB | 7 |



| Batter | 1 | 2 | 3 | 4 | 5 | 6 | 7 | 8 | 9 | AB | R | H | RBI | BB | SO | LOB | TOP | | | | | |
|---|---|----------------------------------|------------------------------|----------------------------------|------------------------------|----------------------------------|------------------------------|----------------------------------|-------------------------------|----------------------------------|------------------------------|----------------------------------|-------------------------------|----------------------------------|------------------------------|---------------------------------|--|----------------------------------|----------------------------------|------------------------------------|-------------------------|--------|
| 23 Rickie Weeks Jr. R OBP: 0.376, SLG: 0.452 | | | | | | | | | | 4 | 2 | 2 | 0 | 1 | 1 | 0 | Milwaukee Brewers @ Philadelphia Phillies Citizens Bank Park, Philadelphia, PA Mon May 14 2007, 7:05 PM EDT Att: 29,183 - Partly Cloudy - 67 F | | | | | |
| 7 J.J. Hardy R OBP: 0.376, SLG: 0.628 | | | | | | | | | | 5 | 2 | 2 | 3 | 0 | 0 | 1 | | | | | | |
| 28 Prince Fielder L OBP: 0.374, SLG: 0.584 | | | | | | | | | | 5 | 0 | 2 | 1 | 0 | 0 | 0 | | | | | | |
| 2 Bill Hall R OBP: 0.351, SLG: 0.474 | | | | | | | | | | 3 | 0 | 2 | 1 | 0 | 0 | 1 | | | | | | |
| Johnny Estrada S OBP: 0.325, SLG: 0.479 | | | | | | | | | | 4 | 1 | 1 | 1 | 0 | 0 | 3 | | | | | | |
| Kevin Mench R OBP: 0.276, SLG: 0.408 | | | | | | | | | | 4 | 0 | 0 | 0 | 0 | 0 | 2 | | | | | | |
| 1 Corey Hart R OBP: 0.330, SLG: 0.405 | | | | | | | | | | 3 | 0 | 2 | 0 | 1 | 0 | 0 | | | | | | |
| 9 Tony Graffanino R OBP: 0.287, SLG: 0.282 Matt Wise R OBP: 0.348, SLG: 0.334 18 Gabe Gross L OBP: 0.348, SLG: 0.334 Brian Shouse L OBP: 0.348, SLG: 0.334 Derrick Turnbow R OBP: 0.348, SLG: 0.334 50 Chris Spurling R OBP: 0.348, SLG: 0.334 | | | | | | | | | | 3 | 1 | 0 | 0 | 0 | 0 | 3 | | | | | | |
| 31 Dave Bush R OBP: 0.250, SLG: 0.333 Craig Counsell L OBP: 0.357, SLG: 0.333 | | | | | | | | | | 1 | 0 | 0 | 0 | 0 | 0 | 0 | | | | | | |
| | | | | | | | | | | 2 | 0 | 1 | 0 | 0 | 0 | 1 | | | | | | |
| Inning Stats | R: 0 E: 0 K: 1 S: 12 | H: 1 LOB: 1 BB: 0 P: 21 | R: 1 E: 0 K: 0 S: 9 | H: 1 LOB: 0 BB: 0 P: 13 | R: 0 E: 0 K: 0 S: 7 | H: 1 LOB: 0 BB: 0 P: 12 | R: 0 E: 0 K: 0 S: 9 | H: 1 LOB: 1 BB: 0 P: 14 | R: 3 E: 0 K: 0 S: 10 | H: 2 LOB: 0 BB: 1 P: 17 | R: 0 E: 0 K: 0 S: 9 | H: 1 LOB: 2 BB: 1 P: 16 | R: 2 E: 0 K: 0 S: 14 | H: 4 LOB: 1 BB: 0 P: 25 | R: 0 E: 0 K: 0 S: 7 | H: 1 LOB: 1 BB: 0 P: 8 | R: 0 E: 0 K: 0 S: 10 | H: 0 LOB: 0 BB: 0 P: 14 | 1B: 5 2B: 6 3B: 0 HR: 2 | SF: 1 SAC: 1 DP: 1 HBP: 0 | WP: 0 PB: 0 CS: 1 | PA: 39 |
| PITCHER | IP WLS BF H R ER SO BB IBB HBP BLK WP HR S P ERA WHIP | | | | | | | | | | | | | | | | | | | | | |
| Jamie Moyer L ERA: 3.48 | (1, 1) 6.1 28 9 5 5 1 2 0 0 0 0 0 2 60 100 7.11 1.737 | | | | | | | | | | | | | | | | | | | | | |
| Geoff Geary R ERA: 3.79 | (7, 1) 0.2 4 2 1 1 0 0 0 0 0 0 0 0 10 18 13.50 3.000 | | | | | | | | | | | | | | | | | | | | | |
| Clay Condrey R ERA: 1.59 | (8, 1) 1.0 W 4 1 0 0 0 0 0 0 0 0 0 0 7 8 0.00 1.000 | | | | | | | | | | | | | | | | | | | | | |
| 39 Brett Myers R ERA: 4.99 | (9, 1) 1.0 S 3 0 0 0 0 0 0 0 0 0 0 0 0 10 14 0.00 0.000 | | | | | | | | | | | | | | | | | | | | | |

| Batter | 1 | 2 | 3 | 4 | 5 | 6 | 7 | 8 | 9 | AB | R | H | RBI | BB | SO | LOB | BOTTOM | | | |
|---|--|---------------------------------|------------------------------|----------------------------------|------------------------------|---------------------------------|-------------------------------|----------------------------------|-------------------------------|----------------------------------|-------------------------------|----------------------------------|-------------------------------|----------------------------------|-------------------------------|----------------------------------|--|------------------------------------|-------------------------|--------|
| Aaron Rowand R OBP: 0.427, SLG: 0.521 | | | | | | | | | | 4 | 1 | 2 | 1 | 0 | 0 | 0 | Milwaukee Brewers @ Philadelphia Phillies Citizens Bank Park, Philadelphia, PA Mon May 14 2007, 7:05 PM EDT Att: 29,183 - Partly Cloudy - 67 F | | | |
| 8 Shane Victorino S OBP: 0.380, SLG: 0.376 | | | | | | | | | | 5 | 1 | 1 | 0 | 0 | 1 | 3 | | | | |
| 11 Jimmy Rollins S OBP: 0.339, SLG: 0.536 | | | | | | | | | | 3 | 1 | 1 | 0 | 1 | 0 | 0 | | | | |
| 26 Chase Utley L OBP: 0.401, SLG: 0.577 | | | | | | | | | | 3 | 2 | 2 | 2 | 0 | 0 | 2 | | | | |
| Pat Burrell R OBP: 0.417, SLG: 0.423 9 Michael Bourn L OBP: 0.364, SLG: 0.368 | | | | | | | | | | 4 | 1 | 1 | 2 | 0 | 1 | 4 | | | | |
| 19 Greg Dobbs L OBP: 0.367, SLG: 0.500 | | | | | | | | | | 0 | 0 | 0 | 0 | 0 | 0 | 0 | | | | |
| Abraham Nunez S OBP: 0.338, SLG: 0.388 | | | | | | | | | | 4 | 1 | 1 | 0 | 0 | 2 | 2 | | | | |
| 51 Carlos Ruiz R OBP: 0.330, SLG: 0.440 | | | | | | | | | | 4 | 0 | 1 | 1 | 0 | 0 | 2 | | | | |
| Jamie Moyer L ERA: 3.48 Geoff Geary R ERA: 3.79 27 Chris Coste R ERA: 4.82 Clay Condrey R ERA: 1.59 Wes Helms R ERA: 3.84 39 Brett Myers R ERA: 4.99 | | | | | | | | | | 2 | 0 | 0 | 0 | 0 | 1 | 0 | | | | |
| | | | | | | | | | | 0 | 0 | 0 | 0 | 0 | 0 | 0 | | | | |
| Inning Stats | R: 0 E: 0 K: 0 S: 6 | H: 0 LOB: 0 BB: 0 P: 8 | R: 0 E: 0 K: 1 S: 9 | H: 0 LOB: 1 BB: 0 P: 17 | R: 0 E: 0 K: 1 S: 6 | H: 0 LOB: 0 BB: 0 P: 9 | R: 2 E: 0 K: 0 S: 13 | H: 2 LOB: 0 BB: 0 P: 16 | R: 0 E: 0 K: 2 S: 13 | H: 2 LOB: 2 BB: 0 P: 18 | R: 0 E: 0 K: 0 S: 17 | H: 2 LOB: 1 BB: 0 P: 24 | R: 0 E: 0 K: 0 S: 21 | H: 6 LOB: 2 BB: 1 P: 30 | R: 6 E: 0 K: 0 S: 21 | H: 6 LOB: 2 BB: 1 P: 30 | 1B: 10 2B: 1 3B: 0 HR: 1 | SF: 1 SAC: 0 DP: 1 HBP: 1 | WP: 1 PB: 0 CS: 0 | PA: 38 |
| PITCHER | IP WLS BF H R ER SO BB IBB HBP BLK WP HR S P ERA WHIP | | | | | | | | | | | | | | | | | | | |
| 31 Dave Bush R ERA: 5.47 | (1, 1) 5.1 21 4 2 2 4 0 0 0 0 0 0 1 47 70 3.38 0.750 | | | | | | | | | | | | | | | | | | | |
| Matt Wise R ERA: 3.24 | (6, 1) 1.2 H 6 2 0 0 1 0 0 0 0 0 0 0 23 32 0.00 1.200 | | | | | | | | | | | | | | | | | | | |
| Brian Shouse L ERA: 4.82 | (8, 1) 0.0 2 2 2 2 0 0 0 0 0 0 0 0 3 4 ∞ ∞ | | | | | | | | | | | | | | | | | | | |
| Derrick Turnbow R ERA: 3.84 | (8, 1) 0.2 L 8 4 4 4 0 1 0 0 0 0 1 0 16 24 54.00 7.500 | | | | | | | | | | | | | | | | | | | |
| 50 Chris Spurling R ERA: 3.12 | (8, 1) 0.1 1 0 0 0 0 0 0 0 0 0 0 0 2 2 0.00 0.000 | | | | | | | | | | | | | | | | | | | |

| Batter | 1 | 2 | 3 | 4 | 5 | 6 | 7 | 8 | 9 | AB | R | H | RBI | BB | SO | LOB | TOP | | | |
|--|---|----------------------------------|-------------------------------|----------------------------------|------------------------------|---------------------------------|------------------------------|----------------------------------|------------------------------|---------------------------------|------------------------------|----------------------------------|-------------------------------|----------------------------------|-------------------------------|----------------------------------|----------------------------------|------------------------------------|-------------------------|--------|
| 23 Rickie Weeks Jr. R OBP: 0.344, SLG: 0.439 | 1-3 K | 0-3 K | | | 3-3 K | | | 0-0 F8 | | 4 | 0 | 0 | 0 | 0 | 3 | 1 | | | | |
| 7 J.J. Hardy R OBP: 0.374, SLG: 0.619 | 2-0 28 HBP 1B | | 1-1 L8 | | 2-1 G6-3 | | | 1-2 G5-3 | | 4 | 0 | 1 | 0 | 0 | 0 | 0 | | | | |
| 28 Prince Fielder L OBP: 0.377, SLG: 0.599 | 1-0 1-2 HBP | | 0-3 K | | 0-1 G6-3 | | | 3-2 HR | | 3 | 1 | 1 | 1 | 0 | 1 | 0 | | | | |
| 2 Bill Hall R OBP: 0.342, SLG: 0.460 Derrick Turnbow R | 1-1 P3 | | 1-1 P4 | | 0-0 L9 | | | 1-3 K | | 4 | 0 | 0 | 0 | 0 | 1 | 2 | | | | |
| Johnny Estrada S OBP: 0.323, SLG: 0.496 | 0-1 L8 | | | 1-0 L7 | | | | 0-1 L8 | | 4 | 1 | 1 | 1 | 0 | 0 | 2 | | | | |
| Geoff Jenkins L OBP: 0.360, SLG: 0.592 | | 0-1 G5-3 | | 0-3 K | | | | 0-2 G3 | | 4 | 0 | 0 | 0 | 0 | 2 | 0 | | | | |
| 22 Tony Gwynn Jr. L OBP: 0.500, SLG: 0.500 | | 1-1 B1 | | 2-1 BB 1B | | | | 3-2 G3-6-3 1B | | 3 | 0 | 2 | 0 | 1 | 0 | 0 | | | | |
| Craig Counsell L OBP: 0.364, SLG: 0.324 | | 4-2 46 S BB | | 4-1 BB 1-2 BB | | | | 1-1 G3-6-3 1-2 | | 2 | 1 | 0 | 0 | 2 | 0 | 2 | | | | |
| 46 Claudio Vargas R OBP: 0.182, SLG: 0.273 1 Corey Hart R OBP: 0.326, SLG: 0.400 50 Chris Spurling R OBP: 0.340, SLG: 0.306 | 2-0 E9 | | 0-1 G4-3 | | 2-2 G6-3 | | | 2-1 G4-3 | | 2 | 0 | 0 | 0 | 0 | 0 | 2 | | | | |
| 18 Gabe Gross L OBP: 0.340, SLG: 0.306 | 1-H | | | | | | | | | 1 | 0 | 0 | 0 | 0 | 0 | 0 | | | | |
| Inning Stats | R: 0 E: 0 K: 1 S: 9 | H: 1 LOB: 2 BB: 0 P: 14 | R: 1 E: 1 K: 1 S: 10 | H: 0 LOB: 1 BB: 1 P: 17 | R: 0 E: 0 K: 1 S: 7 | H: 0 LOB: 0 BB: 0 P: 9 | R: 0 E: 0 K: 1 S: 9 | H: 1 LOB: 2 BB: 1 P: 16 | R: 0 E: 0 K: 0 S: 6 | H: 0 LOB: 0 BB: 0 P: 6 | R: 0 E: 0 K: 0 S: 8 | H: 1 LOB: 0 BB: 0 P: 14 | R: 1 E: 0 K: 1 S: 10 | H: 1 LOB: 0 BB: 1 P: 15 | R: 1 E: 0 K: 1 S: 10 | H: 1 LOB: 1 BB: 1 P: 20 | 1B: 3 2B: 0 3B: 0 HR: 2 | SF: 0 SAC: 0 DP: 1 HBP: 1 | WP: 0 PB: 0 CS: 2 | PA: 36 |
| PITCHER | IP WLS BF H R ER SO BB IBB HBP BLK WP HR S P ERA WHIP | | | | | | | | | | | | | | | | | | | |
| 23 Adam Eaton R ERA: 6.42 | 7.2 30 4 2 1 5 2 0 1 0 0 1 63 99 1.17 0.783 | | | | | | | | | | | | | | | | | | | |
| 39 Brett Myers R ERA: 5.06 | 1.1 W 6 1 1 1 2 1 0 0 0 0 1 13 24 6.75 1.500 | | | | | | | | | | | | | | | | | | | |

Milwaukee Brewers @ Philadelphia Phillies
Citizens Bank Park, Philadelphia, PA
Tue May 15 2007, 7:05 PM EDT
Att: 41,258 - Partly Cloudy - 80 F

AB 32
R 3
H 5
RBI 2
BB 3
SO 7
LOB 10



| Batter | 1 | 2 | 3 | 4 | 5 | 6 | 7 | 8 | 9 | AB | R | H | RBI | BB | SO | LOB | BOTTOM | | | | | |
|--|---|----------------------------------|------------------------------|----------------------------------|------------------------------|----------------------------------|------------------------------|----------------------------------|-------------------------------|----------------------------------|-------------------------------|----------------------------------|-------------------------------|----------------------------------|-------------------------------|----------------------------------|------------------------------|----------------------------------|----------------------------------|------------------------------------|-------------------------|--------|
| Aaron Rowand R OBP: 0.423, SLG: 0.510 | 4-2 8 2B 11 SF9 BB | | 0-1 G3 | | 2-1 G6-4-3 | | | 1-1 G6-3 | | 3 | 1 | 0 | 0 | 1 | 0 | 2 | | | | | | |
| 8 Shane Victorino S OBP: 0.364, SLG: 0.386 | 1-0 11 SF9 26 F7-2 2B | | 3-2 G4-3 | | | | 0-1 F8 | 1-0 11 1B 26 FC4-2 1B | | 4 | 0 | 2 | 0 | 0 | 0 | 0 | | | | | | |
| 11 Jimmy Rollins S OBP: 0.342, SLG: 0.538 | 0-0 SF9 | | | 3-2 F7 | | | 3-2 26 1B 1B | 2-0 26 FC4-2 26 S 1B | | 3 | 1 | 2 | 1 | 0 | 0 | 0 | | | | | | |
| 26 Chase Utley L OBP: 0.398, SLG: 0.569 | 2-3 3-H F7-2 | | | 1-1 G6-3 | | | 0-0 G1-4-3 1B | 2-2 FC4-2 | | 4 | 0 | 1 | 0 | 0 | 0 | 3 | | | | | | |
| Pat Burrell R OBP: 0.405, SLG: 0.409 9 Michael Bourn L OBP: 0.364, SLG: 0.368 | 3-H | | 0-0 F9 | | 3-1 F7 | | 3-2 G1-4-3 1B | 1-3 3-H 2-1 P3 | | 4 | 0 | 0 | 1 | 0 | 0 | 3 | | | | | | |
| 19 Greg Dobbs L OBP: 0.358, SLG: 0.542 | | 1-0 F7 | | | 1-1 HR | | 1-2 F7 | | | 4 | 1 | 1 | 1 | 0 | 0 | 1 | | | | | | |
| Abraham Nunez S OBP: 0.347, SLG: 0.408 | | 1-1 1B | | 0-0 51 1B 2B | | | | 1-3 K | | 4 | 0 | 2 | 0 | 0 | 2 | 0 | | | | | | |
| 51 Carlos Ruiz R OBP: 0.337, SLG: 0.474 | | 0-2 G4-3 | | 1-2 2B | | | | 1-3 K | | 4 | 1 | 2 | 1 | 0 | 1 | 1 | | | | | | |
| 23 Adam Eaton R OBP: 0.143, SLG: 0.190 39 Brett Myers R | | | 2-3 K | | 0-3 K | | | 2-3 K | | 3 | 0 | 0 | 0 | 0 | 3 | 2 | | | | | | |
| Inning Stats | R: 1 E: 0 K: 0 S: 6 | H: 1 LOB: 0 BB: 1 P: 12 | R: 0 E: 0 K: 0 S: 8 | H: 1 LOB: 0 BB: 0 P: 10 | R: 0 E: 0 K: 1 S: 8 | H: 0 LOB: 0 BB: 0 P: 13 | R: 0 E: 0 K: 0 S: 8 | H: 0 LOB: 0 BB: 0 P: 15 | R: 1 E: 0 K: 1 S: 11 | H: 3 LOB: 1 BB: 0 P: 15 | R: 1 E: 0 K: 0 S: 17 | H: 2 LOB: 1 BB: 0 P: 25 | R: 0 E: 0 K: 3 S: 11 | H: 0 LOB: 0 BB: 0 P: 15 | R: 0 E: 0 K: 0 S: 10 | H: 2 LOB: 2 BB: 0 P: 18 | R: 1 E: 0 K: 1 S: 6 | H: 1 LOB: 0 BB: 0 P: 10 | 1B: 6 2B: 3 3B: 0 HR: 2 | SF: 1 SAC: 0 DP: 2 HBP: 0 | WP: 0 PB: 0 CS: 0 | PA: 35 |
| PITCHER | IP WLS BF H R ER SO BB IBB HBP BLK WP HR S P ERA WHIP | | | | | | | | | | | | | | | | | | | | | |
| 46 Claudio Vargas R ERA: 2.93 | 6.0 24 7 3 3 2 1 0 0 0 0 0 1 58 90 4.50 1.333 | | | | | | | | | | | | | | | | | | | | | |
| 50 Chris Spurling R ERA: 2.7 | 1.1 6 2 0 0 3 0 0 0 0 0 0 0 15 23 0.00 1.500 | | | | | | | | | | | | | | | | | | | | | |
| Brian Shouse L ERA: 4.66 | 0.1 1 0 0 0 0 0 0 0 0 0 0 0 4 6 0.00 0.000 | | | | | | | | | | | | | | | | | | | | | |
| Derrick Turnbow R ERA: 4.24 | 1.0 L 4 1 1 1 1 0 0 0 0 0 0 1 8 14 9.00 1.000 | | | | | | | | | | | | | | | | | | | | | |

Milwaukee Brewers @ Philadelphia Phillies
Citizens Bank Park, Philadelphia, PA
Tue May 15 2007, 7:05 PM EDT
Att: 41,258 - Partly Cloudy - 80 F

AB 33
R 4
H 10
RBI 4
BB 1
SO 6
LOB 12



| Batter | 1 | 2 | 3 | 4 | 5 | 6 | 7 | 8 | 9 | AB | R | H | RBI | BB | SO | LOB | TOP | | | | | |
|---|------------------------------|----------------------------------|------------------------------|----------------------------------|-------------------------------|----------------------------------|------------------------------|----------------------------------|-------------------------------|----------------------------------|-------------------------------|----------------------------------|-------------------------------|----------------------------------|-------------------------------|----------------------------------|---|---------------------------------|----------------------------------|------------------------------------|-------------------------|--------|
| 22 Tony Gwynn Jr., L (1, 8) OBP: 0.468, SLG: 0.463 | F9 | | F8 | | | | | | F9 | 5 | 0 | 1 | 0 | 0 | 1 | 2 | Milwaukee Brewers @ Philadelphia Phillies Citizens Bank Park, Philadelphia, PA Thu May 17 2007, 3:05 PM EDT Att: 31,553 - Cloudy - 68 F | | | | | |
| Craig Counsell, L (1, 5) OBP: 0.356, SLG: 0.320 | G4-3 | | | | | | | | | 4 | 0 | 1 | 0 | 1 | 0 | 3 | | | | | | |
| 7 J.J. Hardy, R (1, 6) OBP: 0.366, SLG: 0.615 | L9 | | | | | | | | L1-3 | 5 | 0 | 1 | 0 | 0 | 1 | 3 | | | | | | |
| 28 Prince Fielder, L (1, 3) OBP: 0.377, SLG: 0.582 | | L9 | | | | | | | | 2 | 1 | 1 | 0 | 2 | 0 | 0 | | | | | | |
| Johnny Estrada, S (1, 2) OBP: 0.318, SLG: 0.492 | L6 | | | | | | | | | 4 | 0 | 1 | 1 | 0 | 1 | 4 | | | | | | |
| Geoff Jenkins, L (1, 7) OBP: 0.348, SLG: 0.570 | K | | | | | | | | | 4 | 0 | 0 | 0 | 0 | 3 | 3 | | | | | | |
| 18 Gabe Gross, L (1, 9) OBP: 0.380, SLG: 0.500 Kevin Mench, R (8, PH) OBP: 0.266, SLG: 0.393 | | | | | | | | | | 2 | 2 | 2 | 2 | 1 | 0 | 0 | | | | | | |
| 9 Tony Graffanino, R (1, 4) OBP: 0.287, SLG: 0.267 | | | | | | | | | | 3 | 0 | 1 | 0 | 1 | 0 | 3 | | | | | | |
| 15 Ben Sheets, R (1, 1) OBP: 0.100, SLG: 0.100 Francisco Cordero, R (8, 1) | | | | | | | | | | 4 | 0 | 1 | 0 | 0 | 2 | 2 | | | | | | |
| | | | | | | | | | | 0 | 0 | 0 | 0 | 0 | 0 | 0 | | | | | | |
| Inning Stats | R: 0 E: 0 K: 0 S: 9 | H: 0 LOB: 0 BB: 0 P: 16 | R: 0 E: 0 K: 1 S: 9 | H: 0 LOB: 0 BB: 0 P: 16 | R: 1 E: 0 K: 1 S: 10 | H: 1 LOB: 0 BB: 0 P: 15 | R: 0 E: 0 K: 0 S: 9 | H: 2 LOB: 1 BB: 0 P: 12 | R: 1 E: 0 K: 2 S: 20 | H: 3 LOB: 2 BB: 0 P: 30 | R: 0 E: 0 K: 1 S: 16 | H: 1 LOB: 3 BB: 2 P: 29 | R: 0 E: 0 K: 1 S: 11 | H: 1 LOB: 1 BB: 0 P: 18 | R: 1 E: 0 K: 2 S: 13 | H: 1 LOB: 2 BB: 2 P: 28 | R: 0 E: 0 K: 0 S: 5 | H: 0 LOB: 0 BB: 1 P: 9 | 1B: 5 2B: 3 3B: 0 HR: 2 | SF: 0 SAC: 0 DP: 2 HBP: 0 | WP: 1 PB: 0 CS: 0 | PA: 39 |
| PITCHER | IP | WLS | BF | H | R | ER | SO | BB | IBB | HBP | BLK | WP | HR | S | P | ERA | WHIP | | | | | |
| 34 Freddy Garcia, R (1, 1) ERA: 4.68 | 5.2 | L | 25 | 7 | 2 | 2 | 5 | 2 | 0 | 0 | 0 | 1 | 2 | 70 | 114 | 3.18 | 1.588 | | | | | |
| Geoff Geary, R (8, 1) ERA: 3.54 | 1.1 | | 5 | 1 | 0 | 0 | 1 | 0 | 0 | 0 | 0 | 0 | 0 | 14 | 22 | 0.00 | 0.750 | | | | | |
| 52 Fabio Castro, L (8, 1) ERA: 19.29 | 0.1 | | 3 | 1 | 1 | 1 | 1 | 1 | 0 | 0 | 0 | 0 | 0 | 7 | 14 | 27.00 | 6.000 | | | | | |
| Clay Condrey, R (8, 1) ERA: 1.42 | 0.2 | | 3 | 0 | 0 | 0 | 1 | 0 | 1 | 0 | 0 | 0 | 0 | 6 | 14 | 0.00 | 0.000 | | | | | |
| 54 Francisco Del Rosario, R (8, 1) ERA: 6.1 | 1.0 | | 3 | 0 | 0 | 0 | 0 | 1 | 0 | 0 | 0 | 0 | 0 | 5 | 9 | 0.00 | 1.000 | | | | | |

| Batter | 1 | 2 | 3 | 4 | 5 | 6 | 7 | 8 | 9 | AB | R | H | RBI | BB | SO | LOB | BOTTOM | | | | | |
|---|------------------------------|---------------------------------|------------------------------|----------------------------------|-------------------------------|----------------------------------|------------------------------|----------------------------------|-------------------------------|----------------------------------|-------------------------------|----------------------------------|-------------------------------|----------------------------------|-------------------------------|----------------------------------|---|----------------------------------|----------------------------------|------------------------------------|-------------------------|--------|
| Aaron Rowand, R (1, 8) OBP: 0.417, SLG: 0.527 | F9 | | G5-4-3 | | | | | | | 3 | 1 | 1 | 0 | 0 | 0 | 1 | Milwaukee Brewers @ Philadelphia Phillies Citizens Bank Park, Philadelphia, PA Thu May 17 2007, 3:05 PM EDT Att: 31,553 - Cloudy - 68 F | | | | | |
| 8 Shane Victorino, S (1, 9) OBP: 0.358, SLG: 0.375 54 Francisco Del Rosario, R (8, 1) | K | | | | | | | | | 4 | 0 | 1 | 1 | 0 | 2 | 1 | | | | | | |
| 11 Jimmy Rollins, S (1, 6) OBP: 0.333, SLG: 0.525 | F9 | | | | | | | | | 4 | 0 | 0 | 0 | 0 | 1 | 2 | | | | | | |
| 26 Chase Utley, L (1, 4) OBP: 0.392, SLG: 0.553 | | P6 | | | | | | | | 4 | 0 | 0 | 0 | 0 | 2 | 0 | | | | | | |
| Pat Burrell, R (1, 7) OBP: 0.413, SLG: 0.446 9 Michael Bourn, L (8, PR) OBP: 0.391, SLG: 0.368 | | HR | | | | | | | | 4 | 1 | 2 | 1 | 0 | 1 | 1 | | | | | | |
| Wes Helms, R (1, 3) OBP: 0.313, SLG: 0.336 | | K | | | | | | | | 4 | 0 | 0 | 0 | 0 | 3 | 2 | | | | | | |
| Abraham Nunez, S (1, 5) OBP: 0.349, SLG: 0.495 | | G4-3 | | | | | | | | 4 | 0 | 1 | 0 | 0 | 0 | 2 | | | | | | |
| 2 Rod Barajas, R (8, 1) OBP: 0.325, SLG: 0.326 Geoff Geary, R (8, 1) 52 Fabio Castro, L (8, 1) Clay Condrey, R (8, 1) 19 Greg Dobbs, (8, PH) OBP: 0.326, SLG: 0.491 | | | | | | | | | | 1 | 0 | 0 | 0 | 0 | 1 | 0 | | | | | | |
| 34 Freddy Garcia, R (1, 1) OBP: 0.286, SLG: 0.333 51 Carlos Ruiz, R (6, 2) OBP: 0.336, SLG: 0.460 | | | | | | | | | | 1 | 0 | 0 | 0 | 0 | 1 | 1 | | | | | | |
| | | | | | | | | | | 2 | 0 | 1 | 0 | 0 | 0 | 0 | | | | | | |
| Inning Stats | R: 0 E: 0 K: 1 S: 5 | H: 0 LOB: 0 BB: 0 P: 6 | R: 1 E: 0 K: 1 S: 8 | H: 1 LOB: 0 BB: 0 P: 12 | R: 0 E: 0 K: 1 S: 10 | H: 0 LOB: 0 BB: 1 P: 16 | R: 0 E: 0 K: 1 S: 8 | H: 0 LOB: 0 BB: 0 P: 11 | R: 0 E: 0 K: 1 S: 12 | H: 1 LOB: 1 BB: 0 P: 18 | R: 0 E: 0 K: 1 S: 13 | H: 1 LOB: 1 BB: 0 P: 19 | R: 0 E: 1 K: 2 S: 13 | H: 0 LOB: 1 BB: 0 P: 20 | R: 1 E: 0 K: 1 S: 14 | H: 2 LOB: 1 BB: 0 P: 20 | R: 0 E: 0 K: 1 S: 13 | H: 1 LOB: 1 BB: 0 P: 18 | 1B: 3 2B: 2 3B: 0 HR: 1 | SF: 0 SAC: 1 DP: 1 HBP: 0 | WP: 0 PB: 0 CS: 0 | PA: 34 |
| PITCHER | IP | WLS | BF | H | R | ER | SO | BB | IBB | HBP | BLK | WP | HR | S | P | ERA | WHIP | | | | | |
| 15 Ben Sheets, R (1, 1) ERA: 3.98 | 7.2 | W | 29 | 5 | 2 | 2 | 8 | 1 | 0 | 0 | 0 | 0 | 1 | 78 | 114 | 2.35 | 0.783 | | | | | |
| Francisco Cordero, R (8, 1) ERA: 0.5 | 1.1 | S | 5 | 1 | 0 | 0 | 2 | 0 | 0 | 0 | 0 | 0 | 0 | 18 | 26 | 0.00 | 0.750 | | | | | |

| | |
|-----|----|
| AB | 34 |
| R | 3 |
| H | 9 |
| RBI | 3 |
| BB | 5 |
| SO | 8 |
| LOB | 21 |

| | |
|-----|----|
| AB | 32 |
| R | 2 |
| H | 6 |
| RBI | 2 |
| BB | 1 |
| SO | 10 |
| LOB | 11 |



| Batter | 1 | 2 | 3 | 4 | 5 | 6 | 7 | 8 | 9 | AB | R | H | RBI | BB | SO | LOB | TOP | | | | | |
|--|-------------------------------|----------------------------------|------------------------------|----------------------------------|-------------------------------|----------------------------------|------------------------------|----------------------------------|------------------------------|----------------------------------|------------------------------|----------------------------------|-------------------------------|----------------------------------|-------------------------------|----------------------------------|-------------------------------|----------------------------------|----------------------------------|------------------------------------|-------------------------|--------|
| 15 Alex Rios, R OBP: 0.316, SLG: 0.497 | | | | | | | | | | 5 | 0 | 0 | 0 | 0 | 1 | 3 | | | | | | |
| 17 Lyle Overbay, L OBP: 0.325, SLG: 0.441 | | | | | | | | | | 4 | 0 | 2 | 0 | 0 | 0 | 0 | | | | | | |
| 10 Vernon Wells, R 37 Scott Downs, L 44 Casey Janssen, R | | | | | | | | | | 4 | 0 | 1 | 0 | 0 | 0 | 1 | 2 | | | | | |
| 25 Troy Glaus, R OBP: 0.432, SLG: 0.620 | | | | | | | | | | 4 | 1 | 1 | 0 | 0 | 2 | 3 | | | | | | |
| 2 Aaron Hill, R OBP: 0.333, SLG: 0.494 | | | | | | | | | | 4 | 1 | 1 | 2 | 0 | 1 | 1 | | | | | | |
| 26 Adam Lind, L OBP: 0.287, SLG: 0.384 | | | | | | | | | | 4 | 0 | 1 | 0 | 0 | 1 | 0 | | | | | | |
| Royce Clayton, R Frank Thomas, R 6 John McDonald, R | | | | | | | | | | 3 | 0 | 1 | 0 | 0 | 0 | 0 | | | | | | |
| Sal Fasano, R Jason Phillips, R | | | | | | | | | | 3 | 0 | 0 | 0 | 0 | 2 | 1 | | | | | | |
| 29 Dustin McGowan, R 56 Brian Tallet, L Matt Stairs, L | | | | | | | | | | 2 | 0 | 0 | 0 | 0 | 1 | 1 | | | | | | |
| Inning Stats | R: 0 E: 0 K: 1 S: 10 | H: 1 LOB: 1 BB: 0 P: 16 | R: 0 E: 0 K: 1 S: 8 | H: 0 LOB: 0 BB: 0 P: 12 | R: 0 E: 0 K: 1 S: 11 | H: 0 LOB: 0 BB: 0 P: 16 | R: 0 E: 0 K: 2 S: 9 | H: 1 LOB: 1 BB: 0 P: 14 | R: 0 E: 0 K: 1 S: 8 | H: 1 LOB: 1 BB: 0 P: 13 | R: 0 E: 0 K: 0 S: 8 | H: 0 LOB: 0 BB: 0 P: 12 | R: 2 E: 0 K: 1 S: 16 | H: 2 LOB: 0 BB: 0 P: 26 | R: 1 E: 0 K: 1 S: 11 | H: 2 LOB: 1 BB: 0 P: 18 | R: 0 E: 0 K: 2 S: 14 | H: 1 LOB: 3 BB: 2 P: 24 | 1B: 2 2B: 4 3B: 0 HR: 2 | SF: 0 SAC: 0 DP: 0 HBP: 0 | WP: 0 PB: 0 CS: 0 | PA: 37 |
| PITCHER | IP | WLS | BF | H | R | ER | SO | BB | IBB | HBP | BLK | WP | HR | S | P | ERA | WHIP | | | | | |
| 21 Jon Lieber, R ERA: 3.0 | 7.0 | W | 27 | 6 | 3 | 3 | 7 | 0 | 0 | 0 | 0 | 0 | 2 | 72 | 113 | 3.86 | 0.857 | | | | | |
| Antonio Alfonseca, R ERA: 5.03 | 1.0 | H | 4 | 1 | 0 | 0 | 1 | 0 | 0 | 0 | 0 | 0 | 0 | 9 | 14 | 0.00 | 1.000 | | | | | |
| 39 Brett Myers, R ERA: 4.76 | 1.0 | S | 6 | 1 | 0 | 0 | 2 | 2 | 0 | 0 | 0 | 0 | 0 | 14 | 24 | 0.00 | 3.000 | | | | | |

Toronto Blue Jays @ Philadelphia Phillies
Citizens Bank Park, Philadelphia, PA
Fri May 18 2007, 7:05 PM EDT
Att: 34,723 - Partly Cloudy - 60 F

livebaseballscorecards.com

AB 35
R 3
H 8
RBI 3
BB 2
SO 10
LOB 13

| Batter | 1 | 2 | 3 | 4 | 5 | 6 | 7 | 8 | 9 | AB | R | H | RBI | BB | SO | LOB | BOTTOM | | | | | |
|--|------------------------------|----------------------------------|------------------------------|----------------------------------|-------------------------------|----------------------------------|------------------------------|----------------------------------|-------------------------------|----------------------------------|------------------------------|---------------------------------|------------------------------|----------------------------------|-------------------------------|----------------------------------|----------------------------------|------------------------------------|----------------------------------|--------|--|--|
| Aaron Rowand, R OBP: 0.413, SLG: 0.519 | | | | | | | | | | 4 | 1 | 1 | 1 | 0 | 0 | 0 | | | | | | |
| 8 Shane Victorino, S OBP: 0.382, SLG: 0.374 | | | | | | | | | | 3 | 0 | 1 | 1 | 1 | 0 | 0 | | | | | | |
| 11 Jimmy Rollins, S OBP: 0.332, SLG: 0.519 | | | | | | | | | | 2 | 0 | 0 | 1 | 1 | 0 | 1 | | | | | | |
| 26 Chase Utley, L OBP: 0.389, SLG: 0.543 | | | | | | | | | | 3 | 0 | 0 | 0 | 1 | 0 | 2 | | | | | | |
| Pat Burrell, R 9 Michael Bourn, L | | | | | | | | | | 2 | 1 | 0 | 0 | 2 | 2 | 2 | | | | | | |
| 19 Greg Dobbs, L 39 Brett Myers, R | | | | | | | | | | 4 | 1 | 1 | 0 | 0 | 2 | 1 | | | | | | |
| Wes Helms, R OBP: 0.313, SLG: 0.331 | | | | | | | | | | 2 | 1 | 0 | 0 | 1 | 0 | 0 | | | | | | |
| 51 Carlos Ruiz, R OBP: 0.327, SLG: 0.447 | | | | | | | | | | 3 | 0 | 0 | 0 | 0 | 2 | 3 | | | | | | |
| 21 Jon Lieber, L Antonio Alfonseca, R Abraham Nunez, S | | | | | | | | | | 2 | 1 | 0 | 1 | 1 | 1 | 0 | | | | | | |
| Inning Stats | R: 0 E: 0 K: 0 S: 5 | H: 0 LOB: 0 BB: 0 P: 11 | R: 0 E: 0 K: 2 S: 9 | H: 0 LOB: 0 BB: 0 P: 12 | R: 0 E: 0 K: 2 S: 11 | H: 0 LOB: 0 BB: 0 P: 19 | R: 0 E: 0 K: 0 S: 5 | H: 0 LOB: 1 BB: 1 P: 11 | R: 5 E: 0 K: 2 S: 21 | H: 3 LOB: 2 BB: 4 P: 44 | R: 0 E: 0 K: 0 S: 7 | H: 0 LOB: 0 BB: 0 P: 9 | R: 0 E: 0 K: 1 S: 6 | H: 0 LOB: 0 BB: 0 P: 10 | R: 0 E: 0 K: 1 S: 10 | H: 0 LOB: 1 BB: 2 P: 20 | 1B: 3 2B: 0 3B: 0 HR: 0 | SF: 1 SAC: 0 DP: 1 HBP: 0 | WP: 1 PB: 0 SB: 1 CS: 0 | PA: 33 | | |
| PITCHER | IP | WLS | BF | H | R | ER | SO | BB | IBB | HBP | BLK | WP | HR | S | P | ERA | WHIP | | | | | |
| 29 Dustin McGowan, R ERA: 8.22 | 4.2 | L | 21 | 3 | 5 | 5 | 5 | 4 | 0 | 0 | 0 | 0 | 0 | 18 | 30 | 0.00 | 0.429 | | | | | |
| 56 Brian Tallet, L ERA: 3.6 | 2.1 | | 8 | 0 | 0 | 0 | 1 | 1 | 0 | 0 | 0 | 0 | 0 | 5 | 11 | 0.00 | 1.500 | | | | | |
| 37 Scott Downs, L ERA: 1.84 | 0.2 | | 2 | 0 | 0 | 0 | 0 | 1 | 0 | 0 | 0 | 0 | 0 | 5 | 9 | 0.00 | 3.000 | | | | | |
| 44 Casey Janssen, R ERA: 0.92 | 0.1 | | 2 | 0 | 0 | 0 | 1 | 1 | 0 | 0 | 0 | 0 | 0 | 5 | 9 | 0.00 | 3.000 | | | | | |

Toronto Blue Jays @ Philadelphia Phillies
Citizens Bank Park, Philadelphia, PA
Fri May 18 2007, 7:05 PM EDT
Att: 34,723 - Partly Cloudy - 60 F

livebaseballscorecards.com

AB 25
R 5
H 3
RBI 4
BB 7
SO 7
LOB 9

| Batter | 1 | 2 | 3 | 4 | 5 | 6 | 7 | 8 | 9 | AB | R | H | RBI | BB | SO | LOB | TOP | | | | | | | | |
|--|---|---|---|---|---|---|---|---|---|---|---|---|---|---|---|---|---|---|---|---|---|---|---|---|---|
| 15 Alex Rios, R OBP: 0.333, SLG: 0.503 | | | | | | | | | | 2 | 3 | 1 | 0 | 4 | 0 | 2 | Toronto Blue Jays @ Philadelphia Phillies Citizens Bank Park, Philadelphia, PA Sat May 19 2007, 7:05 PM EDT Att: 32,004 - Drizzlie - 62 F | | | | | | | | |
| 17 Lyle Overbay, L OBP: 0.335, SLG: 0.473 | | | | | | | | | | 5 | 3 | 2 | 4 | 1 | 1 | 5 | | | | | | | | | |
| 10 Vernon Wells, R OBP: 0.341, SLG: 0.455 | | | | | | | | | | 6 | 2 | 2 | 3 | 0 | 0 | 1 | | | | | | | | | |
| 25 Troy Glaus, R OBP: 0.426, SLG: 0.631 | | | | | | | | | | 5 | 1 | 1 | 2 | 1 | 2 | 3 | | | | | | | | | |
| 2 Aaron Hill, R OBP: 0.333, SLG: 0.484 | | | | | | | | | | 5 | 1 | 1 | 0 | 1 | 1 | 1 | | | | | | | | | |
| Matt Stairs, L OBP: 0.397, SLG: 0.500 | | | | | | | | | | 5 | 1 | 3 | 4 | 0 | 0 | 0 | | | | | | | | | |
| 26 Adam Lind, L OBP: 0.287, SLG: 0.384 | | | | | | | | | | 0 | 0 | 0 | 0 | 0 | 0 | 0 | | | | | | | | | |
| Jason Phillips, R OBP: 0.289, SLG: 0.310 | | | | | | | | | | 4 | 0 | 1 | 0 | 0 | 0 | 2 | | | | | | | | | |
| 6 John McDonald, R OBP: 0.284, SLG: 0.356 | | | | | | | | | | 5 | 1 | 2 | 0 | 0 | 1 | 6 | | | | | | | | | |
| 28 Shaun Marcum, R (1, 1) | | | | | | | | | | 2 | 0 | 0 | 0 | 1 | 0 | 3 | | | | | | | | | |
| 37 Scott Downs, L (7, 1) | | | | | | | | | | 0 | 0 | 0 | 0 | 0 | 0 | 0 | | | | | | | | | |
| Ryan Roberts, R OBP: 0.400, SLG: 0.143 | | | | | | | | | | 1 | 1 | 1 | 0 | 0 | 0 | 0 | | | | | | | | | |
| 54 Jason Frasor, R (8, 1) | | | | | | | | | | 0 | 0 | 0 | 0 | 0 | 0 | 0 | | | | | | | | | |
| Josh Towers, R (9, 1) | | | | | | | | | | 0 | 0 | 0 | 0 | 0 | 0 | 0 | | | | | | | | | |
| Inning Stats | R: 0 E: 0 K: 0 S: 12 | H: 1 LOB: 1 BB: 0 P: 20 | R: 0 E: 0 K: 1 S: 10 | H: 2 LOB: 2 BB: 0 P: 13 | R: 4 E: 0 K: 1 S: 15 | H: 3 LOB: 0 BB: 1 P: 26 | R: 3 E: 0 K: 1 S: 12 | H: 2 LOB: 0 BB: 1 P: 22 | R: 0 E: 0 K: 0 S: 8 | H: 0 LOB: 0 BB: 0 P: 12 | R: 0 E: 0 K: 0 S: 9 | H: 1 LOB: 1 BB: 1 P: 16 | R: 0 E: 0 K: 0 S: 12 | H: 2 LOB: 3 BB: 1 P: 18 | R: 6 E: 0 K: 1 S: 22 | H: 3 LOB: 3 BB: 4 P: 48 | R: 0 E: 0 K: 1 S: 7 | H: 0 LOB: 0 BB: 0 P: 10 | 1B: 9 2B: 1 3B: 1 HR: 3 | SF: 0 SAC: 0 DP: 0 HBP: 2 | WP: 0 PB: 0 SB: 0 CS: 1 | PA: 50 | | | |
| PITCHER | IP WLS BF H R ER SO BB IBB HBP BLK WP HR S P ERA WHIP | IP WLS BF H R ER SO BB IBB HBP BLK WP HR S P ERA WHIP | IP WLS BF H R ER SO BB IBB HBP BLK WP HR S P ERA WHIP | IP WLS BF H R ER SO BB IBB HBP BLK WP HR S P ERA WHIP | IP WLS BF H R ER SO BB IBB HBP BLK WP HR S P ERA WHIP | IP WLS BF H R ER SO BB IBB HBP BLK WP HR S P ERA WHIP | IP WLS BF H R ER SO BB IBB HBP BLK WP HR S P ERA WHIP | IP WLS BF H R ER SO BB IBB HBP BLK WP HR S P ERA WHIP | IP WLS BF H R ER SO BB IBB HBP BLK WP HR S P ERA WHIP | IP WLS BF H R ER SO BB IBB HBP BLK WP HR S P ERA WHIP | IP WLS BF H R ER SO BB IBB HBP BLK WP HR S P ERA WHIP | IP WLS BF H R ER SO BB IBB HBP BLK WP HR S P ERA WHIP | IP WLS BF H R ER SO BB IBB HBP BLK WP HR S P ERA WHIP | IP WLS BF H R ER SO BB IBB HBP BLK WP HR S P ERA WHIP | IP WLS BF H R ER SO BB IBB HBP BLK WP HR S P ERA WHIP | IP WLS BF H R ER SO BB IBB HBP BLK WP HR S P ERA WHIP | IP WLS BF H R ER SO BB IBB HBP BLK WP HR S P ERA WHIP | IP WLS BF H R ER SO BB IBB HBP BLK WP HR S P ERA WHIP | IP WLS BF H R ER SO BB IBB HBP BLK WP HR S P ERA WHIP | IP WLS BF H R ER SO BB IBB HBP BLK WP HR S P ERA WHIP | IP WLS BF H R ER SO BB IBB HBP BLK WP HR S P ERA WHIP | IP WLS BF H R ER SO BB IBB HBP BLK WP HR S P ERA WHIP | IP WLS BF H R ER SO BB IBB HBP BLK WP HR S P ERA WHIP | IP WLS BF H R ER SO BB IBB HBP BLK WP HR S P ERA WHIP | IP WLS BF H R ER SO BB IBB HBP BLK WP HR S P ERA WHIP |

AB 40
R 13
H 14
RBI 13
BB 8
SO 5
LOB 23



| Batter | 1 | 2 | 3 | 4 | 5 | 6 | 7 | 8 | 9 | AB | R | H | RBI | BB | SO | LOB | BOTTOM | | | | | | | | |
|--|---|---|---|---|---|---|---|---|---|---|---|---|---|---|---|---|---|---|---|---|---|---|---|---|---|
| Aaron Rowand, R OBP: 0.407, SLG: 0.510 | | | | | | | | | | 3 | 0 | 0 | 0 | 0 | 1 | 2 | Toronto Blue Jays @ Philadelphia Phillies Citizens Bank Park, Philadelphia, PA Sat May 19 2007, 7:05 PM EDT Att: 32,004 - Drizzlie - 62 F | | | | | | | | |
| 28 Jayson Werth, R OBP: 0.341, SLG: 0.263 | | | | | | | | | | 1 | 0 | 0 | 0 | 0 | 1 | 0 | | | | | | | | | |
| 8 Shane Victorino, S OBP: 0.354, SLG: 0.365 | | | | | | | | | | 4 | 0 | 0 | 0 | 0 | 1 | 0 | | | | | | | | | |
| 11 Jimmy Rollins, S OBP: 0.330, SLG: 0.514 | | | | | | | | | | 4 | 0 | 1 | 0 | 0 | 0 | 0 | | | | | | | | | |
| 26 Chase Utley, L OBP: 0.386, SLG: 0.554 | | | | | | | | | | 4 | 1 | 1 | 1 | 0 | 1 | 1 | | | | | | | | | |
| Pat Burrell, R OBP: 0.416, SLG: 0.435 | | | | | | | | | | 1 | 0 | 0 | 0 | 1 | 1 | 0 | | | | | | | | | |
| 9 Michael Bourn, L OBP: 0.375, SLG: 0.350 | | | | | | | | | | 1 | 0 | 0 | 0 | 0 | 0 | 0 | | | | | | | | | |
| 19 Greg Dobbs, L OBP: 0.323, SLG: 0.483 | | | | | | | | | | 3 | 1 | 1 | 0 | 0 | 1 | 1 | | | | | | | | | |
| Abraham Nunez, S OBP: 0.196, SLG: 0.182 | | | | | | | | | | 3 | 0 | 1 | 1 | 0 | 1 | 0 | | | | | | | | | |
| 44 Yoel Hernandez, R ERA: 1.72 | | | | | | | | | | 0 | 0 | 0 | 0 | 0 | 0 | 0 | | | | | | | | | |
| 27 Chris Coste, R (5, PH) | | | | | | | | | | 1 | 0 | 0 | 0 | 0 | 1 | 2 | | | | | | | | | |
| 54 Francisco Del Rosario, R ERA: 5.51 | | | | | | | | | | 0 | 0 | 0 | 0 | 0 | 0 | 0 | | | | | | | | | |
| Wes Helms, R OBP: 0.371, SLG: 0.328 | | | | | | | | | | 1 | 0 | 0 | 0 | 0 | 1 | 0 | | | | | | | | | |
| Inning Stats | R: 0 E: 0 K: 2 S: 13 | H: 0 LOB: 0 BB: 0 P: 21 | R: 0 E: 0 K: 1 S: 8 | H: 0 LOB: 0 BB: 1 P: 14 | R: 0 E: 0 K: 1 S: 6 | H: 0 LOB: 0 BB: 0 P: 9 | R: 0 E: 0 K: 0 S: 5 | H: 0 LOB: 0 BB: 0 P: 7 | R: 2 E: 1 K: 2 S: 20 | H: 3 LOB: 2 BB: 0 P: 24 | R: 0 E: 0 K: 0 S: 6 | H: 1 LOB: 0 BB: 0 P: 10 | R: 0 E: 0 K: 0 S: 9 | H: 0 LOB: 0 BB: 0 P: 12 | R: 0 E: 0 K: 3 S: 9 | H: 0 LOB: 0 BB: 0 P: 13 | R: 0 E: 0 K: 0 S: 6 | H: 0 LOB: 0 BB: 0 P: 8 | 1B: 2 2B: 1 3B: 0 HR: 1 | SF: 0 SAC: 0 DP: 2 HBP: 0 | WP: 0 PB: 0 SB: 0 CS: 0 | PA: 31 | | | |
| PITCHER | IP WLS BF H R ER SO BB IBB HBP BLK WP HR S P ERA WHIP | IP WLS BF H R ER SO BB IBB HBP BLK WP HR S P ERA WHIP | IP WLS BF H R ER SO BB IBB HBP BLK WP HR S P ERA WHIP | IP WLS BF H R ER SO BB IBB HBP BLK WP HR S P ERA WHIP | IP WLS BF H R ER SO BB IBB HBP BLK WP HR S P ERA WHIP | IP WLS BF H R ER SO BB IBB HBP BLK WP HR S P ERA WHIP | IP WLS BF H R ER SO BB IBB HBP BLK WP HR S P ERA WHIP | IP WLS BF H R ER SO BB IBB HBP BLK WP HR S P ERA WHIP | IP WLS BF H R ER SO BB IBB HBP BLK WP HR S P ERA WHIP | IP WLS BF H R ER SO BB IBB HBP BLK WP HR S P ERA WHIP | IP WLS BF H R ER SO BB IBB HBP BLK WP HR S P ERA WHIP | IP WLS BF H R ER SO BB IBB HBP BLK WP HR S P ERA WHIP | IP WLS BF H R ER SO BB IBB HBP BLK WP HR S P ERA WHIP | IP WLS BF H R ER SO BB IBB HBP BLK WP HR S P ERA WHIP | IP WLS BF H R ER SO BB IBB HBP BLK WP HR S P ERA WHIP | IP WLS BF H R ER SO BB IBB HBP BLK WP HR S P ERA WHIP | IP WLS BF H R ER SO BB IBB HBP BLK WP HR S P ERA WHIP | IP WLS BF H R ER SO BB IBB HBP BLK WP HR S P ERA WHIP | IP WLS BF H R ER SO BB IBB HBP BLK WP HR S P ERA WHIP | IP WLS BF H R ER SO BB IBB HBP BLK WP HR S P ERA WHIP | IP WLS BF H R ER SO BB IBB HBP BLK WP HR S P ERA WHIP | IP WLS BF H R ER SO BB IBB HBP BLK WP HR S P ERA WHIP | IP WLS BF H R ER SO BB IBB HBP BLK WP HR S P ERA WHIP | IP WLS BF H R ER SO BB IBB HBP BLK WP HR S P ERA WHIP | IP WLS BF H R ER SO BB IBB HBP BLK WP HR S P ERA WHIP |

AB 30
R 2
H 4
RBI 2
BB 1
SO 11
LOB 7



| Batter | 1 | 2 | 3 | 4 | 5 | 6 | 7 | 8 | 9 | 10 | AB | R | H | RBI | BB | SO | LOB | TOP | | | | | | | |
|---|--------------------------------------|----------------------------------|-------------------------------|----------------------------------|-------------------------------|---|-------------------------------|----------------------------------|-----------------------------------|----------------------------------|---|----------------------------------|-------------------------------|----------------------------------|-------------------------------|----------------------------------|-------------------------------|----------------------------------|----------------------------------|------------------------------------|----------------------------------|--------|--|--|--|
| 9 Michael Bourn, L OBP: 0.407, SLG: 0.333 28 Jayson Werth, R OBP: 0.392, SLG: 0.442 | 4-0 11 E 26 HR BB | 3-3 K | | 4-2 BB | | 4-0 1-2 2-3 BB | | 4-0 8 G1-3 BB | 2-1 1-2 2-H 1B | | 1 1 0 0 2 1 2 1 0 1 1 2 0 0 | | | | | | | | | | | | | | |
| 8 Shane Victorino, S OBP: 0.347, SLG: 0.355 | 3-3 K | | 1-1 G4-3 | 1-2 G3-1 | | 4-2 1-2 2-3 3-H BB | | 0-1 G1-3 | 2-2 F8 | | 5 0 0 1 1 1 6 | | | | | | | | | | | | | | |
| 11 Jimmy Rollins, S OBP: 0.317, SLG: 0.485 | 1-3 K | | 1-1 P5 | | 1-2 G3 | | 1-2 3-3 K | | 0-2 F9 | 1-2 E 1B 1B | 6 1 1 0 0 2 5 | | | | | | | | | | | | | | |
| 26 Chase Utley, L OBP: 0.389, SLG: 0.567 | 1-1 HR | | 4-2 BB | | 1-1 1B | | 2-2 F7 | | 1-0 SAFE SAFE SAFE 2B | 2-2 F8 | 5 2 3 2 1 0 4 | | | | | | | | | | | | | | |
| Aaron Rowand, R OBP: 0.401, SLG: 0.517 | 3-H F8 | | 1-1 G4-3 | | 0-0 P2 | | 1-3 K | | 1-0 19 G4-3 2B | 0-2 E8 1B | 6 1 2 1 0 1 2 | | | | | | | | | | | | | | |
| 19 Greg Dobbs, L OBP: 0.333, SLG: 0.478 | | 0-1 FC2-5 1B | | 0-3 K | | 1-1 SAFE SAFE SAFE G3 | | 4-2 BB | 0-0 G4-3 | 0-3 K | 5 0 1 0 1 2 4 | | | | | | | | | | | | | | |
| Abraham Nunez, S OBP: 0.370, SLG: 0.402 | | 4-2 34 E 1-2 BB | | 0-0 2 1B 2B | | 4-2 28 BB 8 BB 2 G6-3 | | 2-2 P5 | 4-0 1B 1B IBB | 1-1 1-2 1B | 3 3 2 1 3 0 1 | | | | | | | | | | | | | | |
| 2 Rod Barajas, R OBP: 0.364, SLG: 0.358 51 Carlos Ruiz, R OBP: 0.305, SLG: 0.414 | | 1-2 F4 | | 0-0 34 SH1-4 1B | | 3-2 SAFE SAFE SAFE G6-3 | | 1-2 P2 | 2-3 K | 0-0 F9 | 5 0 1 1 0 1 6 1 0 0 0 0 0 2 | | | | | | | | | | | | | | |
| 34 Freddy Garcia, R OBP: 0.393, SLG: 0.388 Geoff Geary, R OBP: 0.338, SLG: 0.439 Antonio Alfonseca, R OBP: 0.316, SLG: 0.338 39 Brett Myers, R OBP: 0.317, SLG: 0.338 Clay Condrey, R OBP: 0.317, SLG: 0.338 | | 1-0 FC2-5 | | 0-0 SH1-4 | | 4-2 8 BB 28 BB BB | | 1-3 K | 1-1 1-2 3-H 1B | | 1 0 0 0 0 1 0 2 0 0 0 0 0 0 0 0 1 0 0 0 0 0 1 0 0 0 0 0 0 0 0 0 1 0 0 1 1 0 0 0 0 0 0 0 0 0 0 0 0 0 0 0 0 0 0 0 | | | | | | | | | | | | | | |
| Inning Stats | R: 2 E: 1 K: 2 S: 12 | H: 1 LOB: 0 BB: 1 P: 23 | R: 0 E: 1 K: 1 S: 11 | H: 1 LOB: 2 BB: 1 P: 20 | R: 0 E: 0 K: 0 S: 10 | H: 0 LOB: 1 BB: 1 P: 16 | R: 1 E: 0 K: 1 S: 12 | H: 2 LOB: 2 BB: 1 P: 17 | R: 0 E: 0 K: 0 S: 7 | H: 1 LOB: 1 BB: 0 P: 11 | R: 1 E: 0 K: 1 S: 19 | H: 0 LOB: 3 BB: 4 P: 43 | R: 0 E: 0 K: 1 S: 15 | H: 0 LOB: 1 BB: 1 P: 13 | R: 0 E: 0 K: 1 S: 15 | H: 4 LOB: 2 BB: 0 P: 26 | R: 1 E: 1 K: 1 S: 17 | H: 3 LOB: 2 BB: 0 P: 21 | 1B: 8 2B: 2 3B: 1 HR: 1 | SF: 0 SAC: 1 DP: 0 HBP: 0 | WP: 0 PB: 0 SB: 1 CS: 0 | PA: 53 | | | |
| PITCHER | IP Byung-Hyun Kim, R ERA: 7.02 | WLS 5.1 | BF 27 | H 5 | R 4 | ER 4 | SO 4 | BB 6 | IBB 0 | HBP 0 | BLK 0 | WP 0 | HR 1 | S 62 | P 108 | ERA 6.75 | WHIP 2.062 | | | | | | | | |
| 57 Taylor Tankersley, L ERA: 5.4 | 0.2 | 4 | 0 | 0 | 0 | 1 | 2 | 0 | 0 | 0 | 0 | 0 | 0 | 9 | 22 | 0.00 | 3.000 | | | | | | | | |
| 32 Justin Miller, R ERA: 4.24 | 1.0 | 4 | 0 | 0 | 0 | 1 | 1 | 0 | 0 | 0 | 0 | 0 | 0 | 15 | 22 | 0.00 | 1.000 | | | | | | | | |
| 48 Lee Gardner, R ERA: 4.24 | 1.2 | 10 | 3 | 3 | 3 | 2 | 1 | 1 | 0 | 0 | 0 | 0 | 0 | 18 | 30 | 16.20 | 2.400 | | | | | | | | |
| Randy Messenger, R ERA: 3.5 | 0.1 | 2 | 1 | 0 | 0 | 0 | 0 | 0 | 0 | 0 | 0 | 0 | 0 | 5 | 9 | 0.00 | 3.000 | | | | | | | | |
| PITCHER | IP Kevin Gregg, R ERA: 2.25 | WLS 1.0 | BF 6 | H 3 | R 1 | ER 0 | SO 1 | BB 0 | IBB 0 | HBP 0 | BLK 0 | WP 0 | HR 0 | S 17 | P 21 | ERA 0.00 | WHIP 3.000 | | | | | | | | |

Philadelphia Phillies @ Florida Marlins
Dolphin Stadium, Miami, FL
Wed May 23 2007, 7:05 PM EDT
Att: 11,575 - Partly Cloudy - 80 F

AB 41
R 8
H 12
RBI 8
BB 11
SO 9
LOB 34



| Batter | 1 | 2 | 3 | 4 | 5 | 6 | 7 | 8 | 9 | 10 | AB | R | H | RBI | BB | SO | LOB | BOTTOM | | | | | | |
|--|--|----------------------------------|------------------------------|----------------------------------|-------------------------------|----------------------------------|------------------------------|----------------------------------|---|----------------------------------|---|----------------------------------|------------------------------|----------------------------------|-------------------------------|----------------------------------|------------------------------|---------------------------------|----------------------------------|------------------------------------|----------------------------------|--------|--|--|
| 4 Alfredo Amezaga, S OBP: 0.276, SLG: 0.322 | 3-2 G3-1 | | 1-2 P6 | | 0-1 F9 | | 1-0 SH5-4 | | 0-0 6 3B 1B | 1-1 G4-3 | 5 1 1 0 0 0 0 | | | | | | | | | | | | | |
| 6 Dan Uggla, R OBP: 0.338, SLG: 0.516 | 1-2 G6-3 | | 2-2 2 1B 2B | | 3-2 HR | | 2-3 K | | 0-1 1-H 2-H 3B | 0-0 F8 | 6 3 3 3 0 1 1 | | | | | | | | | | | | | |
| 2 Hanley Ramirez, R OBP: 0.423, SLG: 0.565 | 3-2 HR | | 0-2 14 BB 1B | | 2-2 K | | 3-2 HBP | | 0-1 SH 14 HBP 8 1B | 1-0 1B | 4 2 3 3 0 1 0 | | | | | | | | | | | | | |
| Miguel Cabrera, R OBP: 0.396, SLG: 0.537 | 0-0 14 FC4 1B | | 4-0 14 BB IBB | | 0-3 K | | 0-1 G3 | | 3-3 3-H K | 0-2 L8 | 5 0 1 0 1 2 4 | | | | | | | | | | | | | |
| 14 Josh Willingham, R OBP: 0.392, SLG: 0.491 61 Reggie Abercrombie, R, RF OBP: 0.241, SLG: 0.321 | 1-2 FC4 | | 4-2 1-2 2-3 BB | | 4-2 27 G6-4-3 BB | | 0-3 K | | 1-1 SAFE SAFE SAFE WP 8 1B HBP | 2-1 2-1 1-2 HBP | 2 0 0 0 0 2 1 1 0 0 0 0 0 0 0 0 | | | | | | | | | | | | | |
| 27 Jeremy Hermida, L OBP: 0.385, SLG: 0.545 | | 0-2 L9 | 1-2 F8 | | 1-1 G6-4-3 | | 2-0 F9 | | 3-3 K | | 5 0 0 0 0 1 6 | | | | | | | | | | | | | |
| 8 Aaron Boone, R OBP: 0.388, SLG: 0.459 | 3-0 F8 | | | | 0-3 K | | 1-1 HBP | | 1-2 1B | 1-2 WP 1B | 4 0 2 1 0 1 0 | | | | | | | | | | | | | |
| 20 Matt Treanor, R OBP: 0.258, SLG: 0.222 Miguel Olivo, R OBP: 0.247, SLG: 0.327 | 2-2 G6-3 | | 2-2 G6-3 | | 2-2 G6-3 | | 0-2 F9 | | 2-0 P3 | 4-0 1-2 2-3 BB | 3 0 0 0 0 0 1 1 0 0 0 1 0 1 | | | | | | | | | | | | | |
| Byung-Hyun Kim, R ERA: 4.81 Geoff Geary, R ERA: 4.5 Antonio Alfonseca, R ERA: 4.79 39 Brett Myers, R ERA: 5.5 Clay Condrey, R ERA: 7.26 | | 2-2 L9 | 2-3 K | | 1-0 SH5-4 2B | | 1-0 1B L1 | | | | 2 0 0 0 0 0 1 0 0 0 0 0 0 0 0 0 0 0 0 0 0 0 0 0 1 0 1 0 | | | | | | | | | | | | | |
| Inning Stats | R: 1 E: 0 K: 0 S: 17 | H: 2 LOB: 1 BB: 0 P: 25 | R: 0 E: 0 K: 0 S: 7 | H: 0 LOB: 0 BB: 0 P: 12 | R: 1 E: 0 K: 0 S: 18 | H: 2 LOB: 3 BB: 2 P: 32 | R: 0 E: 0 K: 2 S: 9 | H: 0 LOB: 0 BB: 0 P: 13 | R: 1 E: 0 K: 2 S: 11 | H: 1 LOB: 0 BB: 0 P: 16 | R: 0 E: 0 K: 1 S: 9 | H: 1 LOB: 2 BB: 0 P: 16 | R: 0 E: 0 K: 1 S: 8 | H: 1 LOB: 1 BB: 0 P: 13 | R: 4 E: 0 K: 2 S: 18 | H: 4 LOB: 3 BB: 1 P: 31 | R: 0 E: 0 K: 0 S: 7 | H: 1 LOB: 1 BB: 0 P: 9 | 1B: 7 2B: 2 3B: 1 HR: 2 | SF: 0 SAC: 2 DP: 1 HBP: 3 | WP: 1 PB: 0 SB: 0 CS: 0 | PA: 49 | | |
| PITCHER | IP 34 Freddy Garcia, R ERA: 4.81 | WLS 6.0 | BF 26 | H 5 | R 3 | ER 3 | SO 4 | BB 2 | IBB 1 | HBP 1 | BLK 0 | WP 0 | HR 0 | S 70 | P 112 | ERA 4.50 | WHIP 1.167 | | | | | | | |
| 57 Taylor Tankersley, L ERA: 5.4 | 1.0 | H 5 | 1 | 0 | 0 | 1 | 0 | 0 | 0 | 0 | 0 | 0 | 0 | 9 | 16 | 0.00 | 1.000 | | | | | | | |
| 32 Justin Miller, R ERA: 4.24 | 1.0 | H 4 | 1 | 0 | 0 | 1 | 0 | 0 | 0 | 0 | 0 | 0 | 0 | 8 | 13 | 0.00 | 1.000 | | | | | | | |
| 48 Lee Gardner, R ERA: 4.24 | 0.2 | 8 | 4 | 4 | 4 | 2 | 0 | 0 | 0 | 1 | 0 | 0 | 0 | 16 | 25 | 54.00 | 6.000 | | | | | | | |
| Randy Messenger, R ERA: 3.5 | 1.1 | W 6 | 1 | 0 | 0 | 0 | 0 | 1 | 0 | 0 | 0 | 0 | 0 | 9 | 15 | 0.00 | 1.500 | | | | | | | |
| PITCHER | IP Kevin Gregg, R ERA: 2.25 | WLS 1.0 | BF 6 | H 3 | R 1 | ER 0 | SO 1 | BB 0 | IBB 0 | HBP 0 | BLK 0 | WP 0 | HR 0 | S 17 | P 21 | ERA 0.00 | WHIP 3.000 | | | | | | | |

Philadelphia Phillies @ Florida Marlins
Dolphin Stadium, Miami, FL
Wed May 23 2007, 7:05 PM EDT
Att: 11,575 - Partly Cloudy - 80 F

AB 40
R 7
H 12
RBI 7
BB 4
SO 8
LOB 17



| Batter | 1 | 2 | 3 | 4 | 5 | 6 | 7 | 8 | 9 | AB | R | H | RBI | BB | SO | LOB | TOP | | | | |
|--|---|---|---|---|---|---|---|---|---|---|---|---|---|---|---|---|---|------------------------------------|--|-------|-------|
| 11 Jimmy Rollins, S OBP: 0.323, SLG: 0.493 | | | | | | | | | | 4 | 3 | 2 | 0 | 1 | 1 | 3 | Philadelphia Phillies @ Atlanta Braves Turner Field, Atlanta, GA Fri May 25 2007, 7:35 PM EDT Att: 35,402 - Clear - 80 F | | | | |
| 8 Shane Victorino, S OBP: 0.358, SLG: 0.367 | | | | | | | | | | 5 | 1 | 3 | 1 | 0 | 1 | 1 | | | | | |
| 26 Chase Utley, L OBP: 0.380, SLG: 0.545 | | | | | | | | | | 4 | 1 | 1 | 2 | 0 | 0 | 3 | | | | | |
| 6 Ryan Howard, L OBP: 0.381, SLG: 0.431 | | | | | | | | | | 4 | 1 | 1 | 2 | 1 | 1 | 3 | | | | | |
| Pat Burrell, R OBP: 0.400, SLG: 0.417 | | | | | | | | | | 4 | 0 | 0 | 0 | 0 | 0 | 2 | | | | | |
| 9 Michael Bourn, L OBP: 0.393, SLG: 0.318 | | | | | | | | | | 4 | 0 | 1 | 0 | 1 | 0 | 0 | | | | | |
| Aaron Rowand, R OBP: 0.396, SLG: 0.508 | | | | | | | | | | 4 | 0 | 2 | 2 | 0 | 0 | 1 | | | | | |
| 19 Greg Dobbs, L OBP: 0.341, SLG: 0.487 | | | | | | | | | | 4 | 0 | 0 | 0 | 1 | 0 | 3 | | | | | |
| 2B Jayson Werth, R OBP: 0.362, SLG: 0.460 | | | | | | | | | | 3 | 1 | 2 | 0 | 0 | 0 | 0 | | | | | |
| 44 Yoel Hernandez, R | | | | | | | | | | 2 | 0 | 0 | 0 | 0 | 1 | 0 | | | | | |
| 51 Carlos Ruiz, R OBP: 0.304, SLG: 0.402 | | | | | | | | | | 4 | 0 | 0 | 0 | 1 | 0 | 3 | | | | | |
| Jamie Moyer, L OBP: 0.200, SLG: 0.240 | | | | | | | | | | 3 | 1 | 2 | 0 | 0 | 0 | 0 | | | | | |
| Wes Helms, R OBP: 0.315, SLG: 0.321 | | | | | | | | | | 2 | 0 | 0 | 0 | 0 | 1 | 0 | | | | | |
| Inning Stats | R: 1 H: 1 E: 0 K: 0 S: 8 | H: 1 LOB: 0 BB: 0 P: 14 | R: 0 H: 0 E: 0 K: 0 S: 5 | H: 0 LOB: 0 BB: 0 P: 9 | R: 2 H: 3 E: 0 K: 0 S: 18 | H: 3 LOB: 1 BB: 0 P: 26 | R: 0 H: 1 E: 0 K: 0 S: 6 | H: 1 LOB: 1 BB: 0 P: 8 | R: 0 H: 2 E: 0 K: 1 S: 16 | H: 2 LOB: 2 BB: 0 P: 22 | R: 2 H: 1 E: 0 K: 1 S: 16 | H: 1 LOB: 2 BB: 2 P: 28 | R: 2 H: 2 E: 0 K: 1 S: 12 | H: 2 LOB: 1 BB: 1 P: 21 | R: 1 H: 1 E: 0 K: 1 S: 7 | H: 1 LOB: 0 BB: 0 P: 9 | 1B: 9 2B: 3 3B: 0 HR: 1 | SF: 0 SAC: 0 DP: 0 HBP: 1 | WP: 1 PA: 45 PB: 0 SB: 0 CS: 0 | | |
| PITCHER | IP WLS BF H R ER SO BB IBB HBP BLK WP HR S P ERA WHIP | IP WLS BF H R ER SO BB IBB HBP BLK WP HR S P ERA WHIP | IP WLS BF H R ER SO BB IBB HBP BLK WP HR S P ERA WHIP | IP WLS BF H R ER SO BB IBB HBP BLK WP HR S P ERA WHIP | IP WLS BF H R ER SO BB IBB HBP BLK WP HR S P ERA WHIP | IP WLS BF H R ER SO BB IBB HBP BLK WP HR S P ERA WHIP | IP WLS BF H R ER SO BB IBB HBP BLK WP HR S P ERA WHIP | IP WLS BF H R ER SO BB IBB HBP BLK WP HR S P ERA WHIP | IP WLS BF H R ER SO BB IBB HBP BLK WP HR S P ERA WHIP | IP WLS BF H R ER SO BB IBB HBP BLK WP HR S P ERA WHIP | IP WLS BF H R ER SO BB IBB HBP BLK WP HR S P ERA WHIP | IP WLS BF H R ER SO BB IBB HBP BLK WP HR S P ERA WHIP | IP WLS BF H R ER SO BB IBB HBP BLK WP HR S P ERA WHIP | IP WLS BF H R ER SO BB IBB HBP BLK WP HR S P ERA WHIP | IP WLS BF H R ER SO BB IBB HBP BLK WP HR S P ERA WHIP | IP WLS BF H R ER SO BB IBB HBP BLK WP HR S P ERA WHIP | IP WLS BF H R ER SO BB IBB HBP BLK WP HR S P ERA WHIP | | | | |
| 15 Tim Hudson, R ERA: 2.79 | 6.2 | L | 34 | 10 | 5 | 5 | 3 | 1 | 2 | 1 | 0 | 0 | 0 | 0 | 0 | 1 | 75 | 122 | 6.75 | 1.650 | |
| Tyler Yates, R ERA: 3.91 | 1.1 | | 7 | 2 | 2 | 2 | 1 | 1 | 0 | 0 | 0 | 0 | 0 | 0 | 0 | 0 | 15 | 25 | 13.50 | 2.250 | |
| 58 Peter Moylan, R ERA: 2.01 | 1.0 | | 4 | 1 | 1 | 1 | 1 | 0 | 0 | 0 | 0 | 0 | 0 | 0 | 0 | 0 | 1 | 7 | 9 | 9.00 | 1.000 |

AB 40
R 8
H 13
RBI 8
BB 4
SO 5
LOB 17



| Batter | 1 | 2 | 3 | 4 | 5 | 6 | 7 | 8 | 9 | AB | R | H | RBI | BB | SO | LOB | BOTTOM | | | | |
|--|---|---|---|---|---|---|---|---|---|---|---|---|---|---|---|---|---|---------------------------------|----------------------------------|------------------------------------|--|
| 2 Kelly Johnson, L OBP: 0.387, SLG: 0.491 | | | | | | | | | | 4 | 1 | 1 | 0 | 0 | 1 | 0 | Philadelphia Phillies @ Atlanta Braves Turner Field, Atlanta, GA Fri May 25 2007, 7:35 PM EDT Att: 35,402 - Clear - 80 F | | | | |
| 24 Martin Prado, R OBP: 0.176, SLG: 0.176 | | | | | | | | | | 4 | 1 | 1 | 0 | 0 | 0 | 0 | | | | | |
| 11 Edgar Renteria, R OBP: 0.391, SLG: 0.492 | | | | | | | | | | 1 | 0 | 0 | 0 | 1 | 1 | 0 | | | | | |
| Chris Woodward, R OBP: 0.222, SLG: 0.250 | | | | | | | | | | 4 | 0 | 1 | 1 | 0 | 0 | 1 | | | | | |
| 7 Jeff Francoeur, R OBP: 0.351, SLG: 0.487 | | | | | | | | | | 4 | 1 | 1 | 0 | 0 | 0 | 1 | | | | | |
| Andrew Jones, R OBP: 0.340, SLG: 0.399 | | | | | | | | | | 4 | 1 | 1 | 0 | 0 | 0 | 1 | | | | | |
| 16 Brian McCann, L OBP: 0.346, SLG: 0.450 | | | | | | | | | | 3 | 0 | 0 | 0 | 0 | 0 | 1 | | | | | |
| 23 Matt Diaz, R OBP: 0.368, SLG: 0.510 | | | | | | | | | | 2 | 0 | 1 | 1 | 0 | 0 | 0 | | | | | |
| Scott Thorman, L OBP: 0.273, SLG: 0.443 | | | | | | | | | | 3 | 0 | 0 | 0 | 0 | 1 | 1 | | | | | |
| 15 Tim Hudson, R OBP: 0.231, SLG: 0.208 | | | | | | | | | | 2 | 0 | 0 | 0 | 0 | 1 | 1 | | | | | |
| Tyler Yates, R ERA: 4.18 | 7.0 | W | 26 | 5 | 3 | 2 | 4 | 1 | 0 | 0 | 0 | 0 | 0 | 0 | 0 | 0 | 0 | 0 | 0 | 0 | |
| 59 Mike Zagurski, L ERA: 4.18 | 1.0 | | 3 | 0 | 0 | 0 | 0 | 0 | 0 | 0 | 0 | 0 | 0 | 0 | 0 | 0 | 0 | 0 | 0 | 0 | |
| 44 Yoel Hernandez, R ERA: 2.7 | 1.0 | | 3 | 0 | 0 | 0 | 0 | 0 | 0 | 0 | 0 | 0 | 0 | 0 | 0 | 0 | 0 | 0 | 0 | 0 | |
| Inning Stats | R: 0 H: 0 E: 0 K: 1 S: 11 | H: 0 LOB: 1 BB: 1 P: 18 | R: 1 H: 1 E: 0 K: 0 S: 12 | H: 1 LOB: 0 BB: 0 P: 18 | R: 0 H: 0 E: 0 K: 1 S: 10 | H: 0 LOB: 0 BB: 0 P: 15 | R: 0 H: 1 E: 0 K: 1 S: 9 | H: 1 LOB: 0 BB: 0 P: 16 | R: 0 H: 1 E: 0 K: 0 S: 6 | H: 1 LOB: 0 BB: 0 P: 7 | R: 2 H: 2 E: 1 K: 0 S: 10 | H: 2 LOB: 0 BB: 0 P: 17 | R: 0 H: 0 E: 0 K: 1 S: 10 | H: 0 LOB: 0 BB: 0 P: 15 | R: 0 H: 0 E: 0 K: 0 S: 6 | H: 0 LOB: 0 BB: 0 P: 10 | R: 0 H: 0 E: 0 K: 0 S: 6 | H: 0 LOB: 0 BB: 0 P: 9 | 1B: 4 2B: 1 3B: 0 HR: 0 | SF: 1 SAC: 1 DP: 1 HBP: 0 | WP: 0 PA: 32 PB: 0 SB: 0 CS: 0 |
| PITCHER | IP WLS BF H R ER SO BB IBB HBP BLK WP HR S P ERA WHIP | IP WLS BF H R ER SO BB IBB HBP BLK WP HR S P ERA WHIP | IP WLS BF H R ER SO BB IBB HBP BLK WP HR S P ERA WHIP | IP WLS BF H R ER SO BB IBB HBP BLK WP HR S P ERA WHIP | IP WLS BF H R ER SO BB IBB HBP BLK WP HR S P ERA WHIP | IP WLS BF H R ER SO BB IBB HBP BLK WP HR S P ERA WHIP | IP WLS BF H R ER SO BB IBB HBP BLK WP HR S P ERA WHIP | IP WLS BF H R ER SO BB IBB HBP BLK WP HR S P ERA WHIP | IP WLS BF H R ER SO BB IBB HBP BLK WP HR S P ERA WHIP | IP WLS BF H R ER SO BB IBB HBP BLK WP HR S P ERA WHIP | IP WLS BF H R ER SO BB IBB HBP BLK WP HR S P ERA WHIP | IP WLS BF H R ER SO BB IBB HBP BLK WP HR S P ERA WHIP | IP WLS BF H R ER SO BB IBB HBP BLK WP HR S P ERA WHIP | IP WLS BF H R ER SO BB IBB HBP BLK WP HR S P ERA WHIP | IP WLS BF H R ER SO BB IBB HBP BLK WP HR S P ERA WHIP | IP WLS BF H R ER SO BB IBB HBP BLK WP HR S P ERA WHIP | IP WLS BF H R ER SO BB IBB HBP BLK WP HR S P ERA WHIP | | | | |
| Jamie Moyer, L ERA: 4.18 | 7.0 | W | 26 | 5 | 3 | 2 | 4 | 1 | 0 | 0 | 0 | 0 | 0 | 0 | 0 | 0 | 0 | 0 | 0 | 0 | |
| 59 Mike Zagurski, L ERA: 4.18 | 1.0 | | 3 | 0 | 0 | 0 | 0 | 0 | 0 | 0 | 0 | 0 | 0 | 0 | 0 | 0 | 0 | 0 | 0 | 0 | |
| 44 Yoel Hernandez, R ERA: 2.7 | 1.0 | | 3 | 0 | 0 | 0 | 0 | 0 | 0 | 0 | 0 | 0 | 0 | 0 | 0 | 0 | 0 | 0 | 0 | 0 | |

AB 29
R 3
H 5
RBI 2
BB 1
SO 4
LOB 5



| Batter | 1 | 2 | 3 | 4 | 5 | 6 | 7 | 8 | 9 | AB | R | H | RBI | BB | SO | LOB | TOP | | |
|---|---|--|---|----------------------------------|------------------------------|----------------------------------|------------------------------|----------------------------------|------------------------------|----------------------------------|------------------------------|----------------------------------|------------------------------|----------------------------------|-------------------------------|----------------------------------|--|----------------------------------|------------------------------------|
| 22 Eric Byrnes, R (1,8) OBP: 0.364, SLG: 0.495 | 1-1 34 HR 1B | | 0-0 F8 | | 2-2 G5-3 | | 1-3 K | | 0-2 34 2B 2B | 5 | 2 | 2 | 0 | 0 | 1 | 0 | Arizona Diamondbacks @ Philadelphia Phillies Citizens Bank Park, Philadelphia, PA Mon May 28 2007, 7:05 PM EDT Att: 41,985 - Clear - 81 F | | |
| 34 Conor Jackson, R (1,3) OBP: 0.391, SLG: 0.408 | 1-0 1-H HR | | 2-2 1B | | 3-0 F8 | | 0-0 L5-3 | | 3-2 2-H 3-H 2B | 5 | 1 | 3 | 4 | 0 | 0 | 0 | | | |
| 1 Orlando Hudson, S (1,4) OBP: 0.363, SLG: 0.474 | 1-1 G1-3 | | 1-1 L6 | | 1-0 2B | | 2-3 K | | 0-2 G3 | 5 | 0 | 1 | 0 | 0 | 1 | 2 | | | |
| 27 Mark Reynolds, R (1,5) OBP: 0.500, SLG: 0.804 | 1-2 G5-3 | | | 0-2 SH2-3 7 SF9 2B | 4-0 BB | | | | 0-3 K | 3 | 1 | 1 | 0 | 1 | 1 | 0 | | | |
| 6 Stephen Drew, L (1,6) OBP: 0.303, SLG: 0.314 | 1-3 K | | | 0-0 SH2-3 | 1-0 F7 | | | | 2-3 K | 3 | 0 | 0 | 0 | 0 | 2 | 2 | | | |
| 7 Carlos Quentin, R (1,9) OBP: 0.317, SLG: 0.385 | | 2-3 K | | 0-1 SF9 | | 0-0 G5-3 | | | 1-3 K | 3 | 0 | 0 | 1 | 0 | 2 | 0 | | | |
| Scott Hairston, R (1,7) OBP: 0.327, SLG: 0.387 | | 3-3 K | | 1-0 2B | | 1-3 K | | | 1-0 G6-3 | 4 | 0 | 1 | 0 | 0 | 2 | 0 | | | |
| 19 Chris Snyder, R (1,2) OBP: 0.322, SLG: 0.356 | | 0-2 G5-3 | | 4-0 IBB | | 2-1 FC6-4 1B | | | 1-2 K | 3 | 0 | 1 | 0 | 1 | 1 | 0 | | | |
| 49 Doug Davis, R (1,1) Tony Clark, S (9,PH) Jose Valverde, R (9,1) Brandon Lyon, R (9,1) | | | 1-2 G5-3 | 3-1 F8 | | 0-0 FC6-4 1-2 1B | | | 4-2 22 2B 34 2B BB | 3 | 0 | 0 | 0 | 0 | 0 | 3 | | | |
| Inning Stats | R: 2 E: 0 K: 1 S: 12 | H: 2 LOB: 0 BB: 0 P: 17 | R: 0 E: 0 K: 2 S: 10 | H: 0 LOB: 0 BB: 0 P: 15 | R: 0 E: 0 K: 0 S: 9 | H: 1 LOB: 1 BB: 0 P: 13 | R: 1 E: 0 K: 0 S: 9 | H: 2 LOB: 2 BB: 1 P: 17 | R: 0 E: 0 K: 1 S: 7 | H: 1 LOB: 1 BB: 0 P: 10 | R: 0 E: 0 K: 2 S: 9 | H: 0 LOB: 0 BB: 0 P: 12 | R: 0 E: 0 K: 3 S: 9 | H: 0 LOB: 0 BB: 0 P: 12 | R: 2 E: 0 K: 1 S: 15 | H: 2 LOB: 1 BB: 1 P: 24 | | 1B: 3 2B: 5 3B: 0 HR: 1 | SF: 1 SAC: 1 DP: 0 HBP: 0 |
| PITCHER | IP WLS BF H R ER SO BB IBB HBP BLK WP HR S P ERA WHIP | 8.0 L 33 7 3 3 9 1 1 0 0 0 1 71 113 3.38 1.000 | 1.0 6 2 2 2 1 1 0 0 0 0 0 0 15 24 18.00 3.000 | | | | | | | | | | | | | | | | |

| Batter | 1 | 2 | 3 | 4 | 5 | 6 | 7 | 8 | 9 | AB | R | H | RBI | BB | SO | LOB | BOTTOM | | | | |
|---|---|--|--|----------------------------------|---------------------------------------|---------------------------------|------------------------------|----------------------------------|-------------------------------|----------------------------------|------------------------------|----------------------------------|------------------------------|----------------------------------|------------------------------|----------------------------------|--|----------------------------------|----------------------------------|------------------------------------|-----------------------------------|
| 11 Jimmy Rollins, S (1,6) OBP: 0.325, SLG: 0.500 | 1-2 SH5-3 2B | | 2-1 L6-3 | | | 2-1 F7 | | 3-1 P4 | | 4 | 0 | 1 | 0 | 0 | 0 | 1 | Arizona Diamondbacks @ Philadelphia Phillies Citizens Bank Park, Philadelphia, PA Mon May 28 2007, 7:05 PM EDT Att: 41,985 - Clear - 81 F | | | | |
| 8 Shane Victorino, S (1,9) OBP: 0.394, SLG: 0.397 | 0-0 SH5-3 | | | 2-1 G5-3 | | 1-1 F9 | | | 4-1 26 1B 19 HR BB | 2 | 1 | 0 | 0 | 1 | 0 | 0 | | | | | |
| 26 Chase Utley, L (1,4) OBP: 0.379, SLG: 0.540 | 2-3 K | | | 3-3 K | | 2-1 G3 | | | 2-2 19 HR 1B | 4 | 1 | 1 | 0 | 0 | 2 | 1 | | | | | |
| 6 Ryan Howard, L (1,3) OBP: 0.388, SLG: 0.504 | 1-3 K | | | 0-0 F9 | | | 3-2 HR | | 3-3 K | 4 | 1 | 1 | 1 | 0 | 2 | 3 | | | | | |
| Aaron Rowand, R (1,8) OBP: 0.392, SLG: 0.503 | | 2-3 K | | | 3-2 51 1B 34 1B G1-2-3 1B | | 0-0 G5-3 | | 0-3 K | 4 | 0 | 1 | 0 | 0 | 2 | 2 | | | | | |
| 28 Jayson Werth, R (1,7) OBP: 0.371, SLG: 0.463 | | 2-2 G4-6-3 1B | | | 3-2 51 1B 1-2 1B | | 2-1 G5-3 | | 1-2 1-H 2-H HR | 3 | 0 | 2 | 0 | 0 | 0 | 0 | | | | | |
| 19 Greg Dobbs, L (9,PH) OBP: 0.348, SLG: 0.541 | | 0-1 G4-6-3 1-2 1B | | | 1-2 P4 | | 1-0 G5-3 | | 2-0 51 E 1B | 3 | 0 | 0 | 0 | 0 | 0 | 3 | | | | | |
| Abraham Nunez, S (1,5) Pat Burrell, R (9,PH) 9 Michael Bourn, L (9,FR) OBP: 0.351, SLG: 0.290 | | | | | | | | | | 1 | 0 | 1 | 0 | 0 | 0 | 0 | | | | | |
| 51 Carlos Ruiz, R (1,2) OBP: 0.313, SLG: 0.400 | | | 1-0 G3 | | 1-1 1-2 2-3 1B | | | 2-0 G4-3 | 1-2 E3 | 4 | 0 | 1 | 0 | 0 | 0 | 1 | | | | | |
| 34 Freddy Garcia, R (1,1) Wes Helms, R (9,PH) 63 Ryan Madison, L (9,1) 2 Rod Barajas, R (9,PH) OBP: 0.351, SLG: 0.361 | | | | | 0-0 G1-2-3 3-H 1B | | | 1-3 K | 3-2 F9 | 2 | 0 | 1 | 0 | 0 | 0 | 3 | | | | | |
| Inning Stats | R: 0 E: 0 K: 2 S: 10 | H: 1 LOB: 1 BB: 0 P: 14 | R: 0 E: 0 K: 1 S: 9 | H: 1 LOB: 0 BB: 0 P: 13 | R: 0 E: 0 K: 0 S: 4 | H: 1 LOB: 0 BB: 0 P: 7 | R: 0 E: 0 K: 1 S: 6 | H: 0 LOB: 0 BB: 0 P: 11 | R: 0 E: 0 K: 0 S: 14 | H: 3 LOB: 2 BB: 0 P: 23 | R: 0 E: 0 K: 0 S: 6 | H: 0 LOB: 0 BB: 0 P: 11 | R: 1 E: 0 K: 0 S: 8 | H: 1 LOB: 0 BB: 0 P: 14 | R: 0 E: 0 K: 1 S: 6 | H: 0 LOB: 0 BB: 0 P: 12 | R: 3 E: 1 K: 2 S: 23 | H: 3 LOB: 2 BB: 1 P: 39 | 1B: 7 2B: 2 3B: 0 HR: 2 | SF: 0 SAC: 1 DP: 3 HBP: 0 | WP: 0 PA: 36 PB: 0 CS: 0 |
| PITCHER | IP WLS BF H R ER SO BB IBB HBP BLK WP HR S P ERA WHIP | 8.0 W 28 7 1 1 5 0 0 0 0 0 1 19 32 40.50 6.000 | 0.2 7 3 3 3 2 1 0 0 0 0 0 0 4 7 0.00 0.000 | | | | | | | | | | | | | | | | | | |

| Batter | 1 | 2 | 3 | 4 | 5 | 6 | 7 | 8 | 9 | AB | R | H | RBI | BB | SO | LOB | TOP | | | | | | | | |
|--|---|---|---|---|---|---|---|---|---|---|---|---|---|---|---|---|--|---|---|---|---|---|---|---|---|
| 22 Eric Byrnes, R OBP: 0.366, SLG: 0.519 | 0-0 HR | | 0-3 K | | | 1-1 P4 | | 0-0 HR | | 4 | 2 | 2 | 2 | 0 | 1 | 2 | Arizona Diamondbacks @ Philadelphia Phillies Citizens Bank Park, Philadelphia, PA Wed May 30 2007, 7:05 PM EDT Att: 33,281 - Clear - 83 F | | | | | | | | |
| 34 Conor Jackson, R OBP: 0.388, SLG: 0.410 Brandon Lyon, R Jose Valverde, R | 0-1 P3 | | 1-2 F3 | | | 1-2 E6 1B | | 2-0 27 HR 2B | | 4 | 1 | 1 | 0 | 0 | 0 | 2 | | | | | | | | | |
| 1 Orlando Hudson, S OBP: 0.369, SLG: 0.475 | 1-3 K | | 0-0 FC6-4 | | | 0-1 24 FC6-4 1B | | 2-0 F9 | | 4 | 0 | 1 | 0 | 0 | 1 | 3 | | | | | | | | | |
| 27 Mark Reynolds, R OBP: 0.484, SLG: 0.815 | 0-2 G6-3 | | | 2-2 7 G5-4-3 1B | | 2-0 P3 | | 1-1 2H HR | | 4 | 1 | 2 | 2 | 0 | 0 | 2 | | | | | | | | | |
| 24 Chris Young, R OBP: 0.314, SLG: 0.465 | | 0-0 7 FC5-4 1B | | 0-0 F7 | | 2-1 FC6-4 | | 1-2 G5-3 | | 4 | 0 | 1 | 0 | 0 | 0 | 3 | | | | | | | | | |
| 7 Carlos Quentin, R OBP: 0.320, SLG: 0.376 | 0-1 FC5-4 19 G6-4-3 1-2F | | | 1-0 G5-4-3 | | | | | 0-0 G6-3 | 3 | 0 | 0 | 0 | 0 | 0 | 2 | | | | | | | | | |
| 19 Chris Snyder, R OBP: 0.311, SLG: 0.343 | 1-1 G6-4-3 | | | | 2-2 F8 | | 1-0 P5 | | 3-3 K | 4 | 0 | 0 | 0 | 0 | 1 | 2 | | | | | | | | | |
| 13 Alberto Callaspo, S OBP: 0.270, SLG: 0.268 | | | 1-2 2B | | 0-1 P4 | | 0-0 G4-6-3 | | 1-0 G4-3 | 4 | 0 | 1 | 0 | 0 | 0 | 1 | | | | | | | | | |
| 51 Randy Johnson, R 45 Doug Slaten, L | | | 4-1 1 FC6-4 BB | | 0-3 K | | | 1-1 G5-3 | | 1 | 0 | 0 | 0 | 1 | 1 | 0 | | | | | | | | | |
| 5 Robby Hammock, R Tony Clark, S | | | | | | | | | | 0 | 0 | 0 | 0 | 0 | 0 | 0 | | | | | | | | | |
| Inning Stats | R: 1 E: 0 K: 1 S: 9 | H: 1 LOB: 0 BB: 0 P: 10 | R: 0 E: 0 K: 0 S: 5 | H: 1 LOB: 0 BB: 0 P: 6 | R: 0 E: 0 K: 1 S: 12 | H: 1 LOB: 2 BB: 1 P: 18 | R: 0 E: 0 K: 0 S: 5 | H: 1 LOB: 0 BB: 0 P: 8 | R: 0 E: 0 K: 1 S: 8 | H: 0 LOB: 0 BB: 0 P: 10 | R: 0 E: 1 K: 0 S: 10 | H: 1 LOB: 2 BB: 0 P: 16 | R: 0 E: 0 K: 0 S: 3 | H: 0 LOB: 0 BB: 0 P: 5 | R: 3 E: 0 K: 0 S: 10 | H: 3 LOB: 0 BB: 0 P: 17 | R: 0 E: 0 K: 1 S: 6 | H: 0 LOB: 0 BB: 0 P: 10 | 1B: 3 2B: 2 3B: 0 HR: 3 | SF: 0 SAC: 0 DP: 3 HBP: 1 | WP: 0 PB: 0 CS: 0 | PA: 35 | | | |
| PITCHER | IP WLS BF H R ER SO BB IBB HBP BLK WP HR S P ERA WHIP | IP WLS BF H R ER SO BB IBB HBP BLK WP HR S P ERA WHIP | IP WLS BF H R ER SO BB IBB HBP BLK WP HR S P ERA WHIP | IP WLS BF H R ER SO BB IBB HBP BLK WP HR S P ERA WHIP | IP WLS BF H R ER SO BB IBB HBP BLK WP HR S P ERA WHIP | IP WLS BF H R ER SO BB IBB HBP BLK WP HR S P ERA WHIP | IP WLS BF H R ER SO BB IBB HBP BLK WP HR S P ERA WHIP | IP WLS BF H R ER SO BB IBB HBP BLK WP HR S P ERA WHIP | IP WLS BF H R ER SO BB IBB HBP BLK WP HR S P ERA WHIP | IP WLS BF H R ER SO BB IBB HBP BLK WP HR S P ERA WHIP | IP WLS BF H R ER SO BB IBB HBP BLK WP HR S P ERA WHIP | IP WLS BF H R ER SO BB IBB HBP BLK WP HR S P ERA WHIP | IP WLS BF H R ER SO BB IBB HBP BLK WP HR S P ERA WHIP | IP WLS BF H R ER SO BB IBB HBP BLK WP HR S P ERA WHIP | IP WLS BF H R ER SO BB IBB HBP BLK WP HR S P ERA WHIP | IP WLS BF H R ER SO BB IBB HBP BLK WP HR S P ERA WHIP | IP WLS BF H R ER SO BB IBB HBP BLK WP HR S P ERA WHIP | IP WLS BF H R ER SO BB IBB HBP BLK WP HR S P ERA WHIP | IP WLS BF H R ER SO BB IBB HBP BLK WP HR S P ERA WHIP | IP WLS BF H R ER SO BB IBB HBP BLK WP HR S P ERA WHIP | IP WLS BF H R ER SO BB IBB HBP BLK WP HR S P ERA WHIP | IP WLS BF H R ER SO BB IBB HBP BLK WP HR S P ERA WHIP | IP WLS BF H R ER SO BB IBB HBP BLK WP HR S P ERA WHIP | IP WLS BF H R ER SO BB IBB HBP BLK WP HR S P ERA WHIP | IP WLS BF H R ER SO BB IBB HBP BLK WP HR S P ERA WHIP |

AB 33
R 4
H 8
RBI 4
BB 1
SO 4
LOB 17



| Batter | 1 | 2 | 3 | 4 | 5 | 6 | 7 | 8 | 9 | AB | R | H | RBI | BB | SO | LOB | BOTTOM | | | | | | | | |
|---|---|---|---|---|---|---|---|---|---|---|---|---|---|---|---|---|--|---|---|---|---|---|---|---|---|
| Aaron Rowand, R OBP: 0.393, SLG: 0.500 | 0-0 F8 | | 2-2 K | | | 1-1 P4 | | | 1-2 8 F 11 3B HBP | 3 | 1 | 0 | 0 | 0 | 1 | 0 | Arizona Diamondbacks @ Philadelphia Phillies Citizens Bank Park, Philadelphia, PA Wed May 30 2007, 7:05 PM EDT Att: 33,281 - Clear - 83 F | | | | | | | | |
| 8 Shane Victorino, S OBP: 0.354, SLG: 0.381 | 1-2 P2 | | | 1-1 E6 | | 1-1 G3 | | 2-1 E4 11 3B | 4 | 1 | 0 | 0 | 0 | 0 | 1 | | | | | | | | | | |
| 11 Jimmy Rollins, S OBP: 0.321, SLG: 0.502 | 1-1 F7 | | | 1-3 K | | | 1-0 G6-3 | 0-1 2H 3H 1B 3B | 4 | 1 | 1 | 2 | 0 | 1 | 1 | | | | | | | | | | |
| 26 Chase Utley, L OBP: 0.381, SLG: 0.540 | | 2-1 F8 | | 0-3 K | | | 3-2 F8 | 0-2 F8 | 4 | 0 | 0 | 0 | 0 | 1 | 2 | | | | | | | | | | |
| Pat Burrell, R OBP: 0.402, SLG: 0.407 | | 0-0 1B | | 1-3 K | | | 0-0 F8 | 0-2 6 L4-6 6 S 1B | 4 | 0 | 2 | 1 | 0 | 1 | 1 | | | | | | | | | | |
| 9 Michael Bourn, L OBP: 0.385, SLG: 0.333 | | | | | | | | | 0-2 6 L4-6 6 S 1B | 0 | 0 | 0 | 0 | 0 | 0 | 0 | | | | | | | | | |
| Wes Helms, R OBP: 0.304, SLG: 0.309 | | 1-1 F9 | | | 2-3 K | | | 0-1 F8 | 3-2 3H SAFE L4-6 | 3 | 0 | 0 | 0 | 0 | 1 | 1 | | | | | | | | | |
| 6 Ryan Howard, L OBP: 0.388, SLG: 0.496 | | | | | | | | | 1-2 1B | 1 | 0 | 0 | 0 | 0 | 0 | 1 | | | | | | | | | |
| Abraham Nunez, S OBP: 0.339, SLG: 0.366 | | 0-0 F8 | | | 0-2 G6-3 | | | 0-0 G6-3 | | 3 | 0 | 0 | 0 | 0 | 0 | 1 | | | | | | | | | |
| 51 Carlos Ruiz, R OBP: 0.319, SLG: 0.397 | | | 0-1 G5-3 | | | 0-0 F8 | | 4-1 BB | | 2 | 0 | 0 | 0 | 1 | 0 | 0 | | | | | | | | | |
| Jamie Moyer, L OBP: 0.185, SLG: 0.222 | | | | | 1-0 F7 | | | 0-0 F9 | | 2 | 0 | 0 | 0 | 0 | 1 | 0 | | | | | | | | | |
| 63 Ryan Madson, L 19 Greg Dobbs, L Antonio Alfonseca, R | | | | | | 0-3 K | | | | 0 | 0 | 0 | 0 | 0 | 0 | 0 | | | | | | | | | |
| Inning Stats | R: 0 E: 0 K: 0 S: 7 | H: 0 LOB: 0 BB: 0 P: 9 | R: 0 E: 0 K: 0 S: 6 | H: 1 LOB: 1 BB: 0 P: 9 | R: 0 E: 0 K: 1 S: 13 | H: 0 LOB: 1 BB: 0 P: 16 | R: 0 E: 0 K: 1 S: 7 | H: 0 LOB: 0 BB: 0 P: 9 | R: 0 E: 0 K: 0 S: 6 | H: 0 LOB: 0 BB: 0 P: 10 | R: 0 E: 0 K: 0 S: 5 | H: 0 LOB: 1 BB: 1 P: 9 | R: 3 E: 1 K: 0 S: 17 | H: 2 LOB: 1 BB: 0 P: 23 | 1B: 2 2B: 1 3B: 1 HR: 0 | SF: 0 SAC: 0 DP: 1 HBP: 1 | WP: 0 PB: 0 CS: 0 | PA: 33 | | | | | | | |
| PITCHER | IP WLS BF H R ER SO BB IBB HBP BLK WP HR S P ERA WHIP | IP WLS BF H R ER SO BB IBB HBP BLK WP HR S P ERA WHIP | IP WLS BF H R ER SO BB IBB HBP BLK WP HR S P ERA WHIP | IP WLS BF H R ER SO BB IBB HBP BLK WP HR S P ERA WHIP | IP WLS BF H R ER SO BB IBB HBP BLK WP HR S P ERA WHIP | IP WLS BF H R ER SO BB IBB HBP BLK WP HR S P ERA WHIP | IP WLS BF H R ER SO BB IBB HBP BLK WP HR S P ERA WHIP | IP WLS BF H R ER SO BB IBB HBP BLK WP HR S P ERA WHIP | IP WLS BF H R ER SO BB IBB HBP BLK WP HR S P ERA WHIP | IP WLS BF H R ER SO BB IBB HBP BLK WP HR S P ERA WHIP | IP WLS BF H R ER SO BB IBB HBP BLK WP HR S P ERA WHIP | IP WLS BF H R ER SO BB IBB HBP BLK WP HR S P ERA WHIP | IP WLS BF H R ER SO BB IBB HBP BLK WP HR S P ERA WHIP | IP WLS BF H R ER SO BB IBB HBP BLK WP HR S P ERA WHIP | IP WLS BF H R ER SO BB IBB HBP BLK WP HR S P ERA WHIP | IP WLS BF H R ER SO BB IBB HBP BLK WP HR S P ERA WHIP | IP WLS BF H R ER SO BB IBB HBP BLK WP HR S P ERA WHIP | IP WLS BF H R ER SO BB IBB HBP BLK WP HR S P ERA WHIP | IP WLS BF H R ER SO BB IBB HBP BLK WP HR S P ERA WHIP | IP WLS BF H R ER SO BB IBB HBP BLK WP HR S P ERA WHIP | IP WLS BF H R ER SO BB IBB HBP BLK WP HR S P ERA WHIP | IP WLS BF H R ER SO BB IBB HBP BLK WP HR S P ERA WHIP | IP WLS BF H R ER SO BB IBB HBP BLK WP HR S P ERA WHIP | IP WLS BF H R ER SO BB IBB HBP BLK WP HR S P ERA WHIP | IP WLS BF H R ER SO BB IBB HBP BLK WP HR S P ERA WHIP |

AB 31
R 3
H 3
RBI 3
BB 1
SO 6
LOB 9



| Batter | 1 | 2 | 3 | 4 | 5 | 6 | 7 | 8 | 9 | AB | R | H | RBI | BB | SO | LOB | TOP | | | | | |
|---|---|----------------------------------|--|--|---|----------------------------------|---|----------------------------------|--|-----------------------------------|---|---------------------------------|------------------------------|----------------------------------|------------------------------|----------------------------------|--|------------------------------------|----------------------------------|--------|--|--|
| 2 Randy Winn, S OBP: 0.348, SLG: 0.456 | | | | | | | | | | 4 | 1 | 2 | 0 | 2 | 1 | 3 | San Francisco Giants @ Philadelphia Phillies Citizens Bank Park, Philadelphia, PA Fri Jun 01 2007, 7:05 PM EDT Att: 38,164 - Overcast - 87 F | | | | | |
| 14 Fred Lewis, L OBP: 0.342, SLG: 0.451 | | | | | | | | | | 5 | 3 | 2 | 4 | 0 | 0 | 3 | | | | | | |
| Mark Sweeney, L OBP: 0.283, SLG: 0.366 | | | | | | | | | | 5 | 3 | 2 | 1 | 1 | 1 | 2 | | | | | | |
| Barry Bonds, L OBP: 0.495, SLG: 0.594 40 Daniel Ortmeier, S OBP: 0.333, SLG: 0.459 | | | | | | | | | | 2 | 0 | 1 | 1 | 2 | 0 | 2 | | | | | | |
| Ray Durham, S OBP: 0.324, SLG: 0.420 19 Kevin Frandsen, R OBP: 0.271, SLG: 0.304 | | | | | | | | | | 4 | 2 | 2 | 4 | 0 | 1 | 3 | | | | | | |
| Pedro Feliz, R OBP: 0.286, SLG: 0.443 | | | | | | | | | | 5 | 1 | 1 | 3 | 0 | 1 | 0 | | | | | | |
| 50 Eleizer Alfonso, R OBP: 0.311, SLG: 0.419 | | | | | | | | | | 5 | 0 | 2 | 0 | 0 | 2 | 1 | | | | | | |
| 13 Omar Vizquel, S OBP: 0.274, SLG: 0.278 | | | | | | | | | | 3 | 1 | 0 | 0 | 1 | 0 | 2 | | | | | | |
| Matt Morris, R OBP: 0.304, SLG: 0.318 Steve Kline, S | | | | | | | | | | 4 | 2 | 3 | 0 | 0 | 0 | 0 | | | | | | |
| 23 Randy Messenger, R | | | | | | | | | | 1 | 0 | 0 | 0 | 0 | 1 | 1 | | | | | | |
| | | | | | | | | | | 0 | 0 | 0 | 0 | 0 | 0 | 0 | | | | | | |
| Inning Stats | R: 0 E: 0 K: 0 S: 12 | H: 2 LOB: 2 BB: 1 P: 20 | R: 5 E: 0 K: 1 S: 19 | H: 4 LOB: 1 BB: 3 P: 40 | R: 0 E: 0 K: 1 S: 8 | H: 1 LOB: 2 BB: 0 P: 13 | R: 3 E: 0 K: 2 S: 17 | H: 2 LOB: 0 BB: 0 P: 26 | R: 5 E: 0 K: 1 S: 16 | H: 4 LOB: 1 BB: 1 P: 26 | R: 0 E: 0 K: 0 S: 10 | H: 0 LOB: 0 BB: 0 P: 9 | R: 0 E: 0 K: 1 S: 8 | H: 1 LOB: 1 BB: 0 P: 12 | R: 0 E: 0 K: 0 S: 9 | H: 1 LOB: 1 BB: 0 P: 12 | 1B: 9 2B: 3 3B: 0 HR: 3 | SF: 0 SAC: 0 DP: 0 HBP: 2 | WP: 1 PB: 0 SB: 0 CS: 1 | PA: 49 | | |
| PITCHER | IP WLS BF H R ER SO BB IBB HBP BLK WP HR S P ERA WHIP | 23 Adam Eaton, R ERA: 6.28 | 2.0 L 14 6 5 5 1 3 1 0 0 0 1 31 60 22.50 4.500 | 54 Francisco Del Rosario, R ERA: 4.41 | 1.0 5 1 0 0 1 0 0 0 1 0 0 8 13 0.00 1.000 | 59 Mike Zagurski, L ERA: 6.1 | 4.1 7 2 3 3 2 0 0 1 0 1 1 17 26 27.00 2.000 | Clay Condrey, R ERA: 11.57 | 5.1 12 4 5 5 1 2 0 0 0 0 1 26 43 22.50 3.000 | 44 Yoel Hernandez, R ERA: 1.17 | 7.1 11 2 0 0 2 0 0 0 0 0 0 25 33 0.00 0.667 | | | | | | | | | | | |

| | |
|-----|----|
| AB | 41 |
| R | 13 |
| H | 15 |
| RBI | 13 |
| BB | 6 |
| SO | 7 |
| LOB | 18 |



| Batter | 1 | 2 | 3 | 4 | 5 | 6 | 7 | 8 | 9 | AB | R | H | RBI | BB | SO | LOB | BOTTOM | | | | |
|---|---|----------------------------------|---|---------------------------------|--|------------------------------------|---|----------------------------------|-------------------------------|----------------------------------|------------------------------|----------------------------------|------------------------------|---------------------------------|------------------------------|----------------------------------|--|------------------------------------|----------------------------------|--------|--|
| 11 Jimmy Rollins, S OBP: 0.318, SLG: 0.496 Wes Helms, R OBP: 0.302, SLG: 0.307 | | | | | | | | | | 3 | 0 | 0 | 0 | 0 | 0 | 2 | San Francisco Giants @ Philadelphia Phillies Citizens Bank Park, Philadelphia, PA Fri Jun 01 2007, 7:05 PM EDT Att: 38,164 - Overcast - 87 F | | | | |
| 8 Shane Victorino, S OBP: 0.352, SLG: 0.378 | | | | | | | | | | 4 | 0 | 1 | 0 | 0 | 1 | 0 | | | | | |
| 26 Chase Utley, L OBP: 0.389, SLG: 0.533 44 Yoel Hernandez, R | | | | | | | | | | 3 | 0 | 0 | 0 | 0 | 1 | 2 | | | | | |
| 28 Jayson Werth, R OBP: 0.375, SLG: 0.455 | | | | | | | | | | 0 | 0 | 0 | 0 | 0 | 0 | 0 | | | | | |
| 6 Ryan Howard, L OBP: 0.381, SLG: 0.483 2 Rod Barajas, R OBP: 0.347, SLG: 0.355 | | | | | | | | | | 3 | 0 | 0 | 0 | 0 | 1 | 0 | | | | | |
| Pat Burrell, R OBP: 0.399, SLG: 0.399 | | | | | | | | | | 3 | 0 | 0 | 0 | 1 | 0 | 1 | | | | | |
| 19 Greg Dobbs, L OBP: 0.327, SLG: 0.532 | | | | | | | | | | 3 | 0 | 0 | 0 | 0 | 0 | 1 | | | | | |
| Aaron Rowand, R OBP: 0.389, SLG: 0.495 9 Michael Bourn, L OBP: 0.375, SLG: 0.324 | | | | | | | | | | 2 | 0 | 0 | 0 | 0 | 0 | 1 | | | | | |
| 51 Carlos Ruiz, R OBP: 0.326, SLG: 0.398 | | | | | | | | | | 2 | 0 | 1 | 0 | 1 | 0 | 0 | | | | | |
| 23 Adam Eaton, R ERA: 6.15, SLG: 0.495 54 Francisco Del Rosario, R ERA: 4.41 59 Mike Zagurski, L ERA: 6.1 Clay Condrey, R ERA: 11.57 Abraham Nunez, S OBP: 0.342, SLG: 0.343 | | | | | | | | | | 0 | 0 | 0 | 0 | 0 | 0 | 0 | | | | | |
| | | | | | | | | | | 1 | 0 | 0 | 0 | 1 | 0 | 1 | | | | | |
| Inning Stats | R: 0 E: 0 K: 1 S: 8 | H: 0 LOB: 0 BB: 0 P: 16 | R: 0 E: 0 K: 0 S: 5 | H: 0 LOB: 0 BB: 0 P: 9 | R: 0 E: 0 K: 0 S: 9 | H: 0 LOB: 1 BB: 1 P: 16 | R: 0 E: 0 K: 2 S: 9 | H: 0 LOB: 0 BB: 0 P: 14 | R: 0 E: 0 K: 0 S: 12 | H: 1 LOB: 2 BB: 1 P: 19 | R: 0 E: 0 K: 0 S: 7 | H: 0 LOB: 0 BB: 0 P: 11 | R: 0 E: 0 K: 1 S: 6 | H: 1 LOB: 1 BB: 0 P: 9 | R: 0 E: 0 K: 0 S: 8 | H: 0 LOB: 1 BB: 1 P: 15 | 1B: 2 2B: 0 3B: 0 HR: 0 | SF: 0 SAC: 1 DP: 1 HBP: 0 | WP: 0 PB: 0 SB: 0 CS: 0 | PA: 32 | |
| PITCHER | IP WLS BF H R ER SO BB IBB HBP BLK WP HR S P ERA WHIP | Matt Morris, R ERA: 2.66 | 6.0 W 21 1 0 0 1 0 0 0 0 0 0 13 20 0.00 0.500 | Steve Kline, L ERA: 6.39 | 7.1 7 1 0 0 1 0 0 0 0 0 0 13 20 0.00 0.500 | 23 Randy Messenger, R ERA: 2.55 | 1.0 4 0 0 0 0 1 0 0 0 0 0 8 15 0.00 1.000 | | | | | | | | | | | | | | |

| | |
|-----|----|
| AB | 27 |
| R | 0 |
| H | 2 |
| RBI | 0 |
| BB | 4 |
| SO | 4 |
| LOB | 10 |



| Batter | 1 | 2 | 3 | 4 | 5 | 6 | 7 | 8 | 9 | AB | R | H | RBI | BB | SO | LOB | TOP | | | | | |
|---|-------------------------------|----------------------------------|-------------------------------------|----------------------------------|------------------------------|---------------------------------|------------------------------|---------------------------------|------------------------------|----------------------------------|------------------------------|----------------------------------|------------------------------|----------------------------------|------------------------------|---------------------------------|--|----------------------------------|----------------------------------|------------------------------------|----------------------------------|--------|
| 2 Randy Winn, S OBP: 0.341, SLG: 0.447 | L9 | | G1-3 | | | K | | L5 | | 4 | 0 | 0 | 0 | 0 | 1 | 0 | San Francisco Giants @ Philadelphia Phillies Citizens Bank Park, Philadelphia, PA Sat Jun 02 2007, 7:05 PM EDT Att: 45,153 - Partly Cloudy - 83 F | | | | | |
| 19 Kevin Frandsen, R OBP: 0.286, SLG: 0.383 | HR | | F9 | | | F7 | | 2B | 4 | 1 | 2 | 1 | 0 | 0 | 0 | | | | | | | |
| 35 Rich Aurilia, R OBP: 0.276, SLG: 0.349 | F9 | | | | | G1-3 | | F7 | 4 | 0 | 0 | 0 | 0 | 0 | 1 | | | | | | | |
| Barry Bonds, L OBP: 0.495, SLG: 0.598 | 1B | | | | | G6-3 1 SF9 | | K | 4 | 1 | 2 | 0 | 0 | 1 | 1 | | | | | | | |
| Ray Durham, S OBP: 0.317, SLG: 0.410 | F8 | | | | | G6-3 | | F8 | 4 | 0 | 0 | 0 | 0 | 1 | 3 | | | | | | | |
| 1 Bengie Molina, R OBP: 0.326, SLG: 0.459 | | P4 | | | | F9 | | SF9 | 2 | 0 | 0 | 1 | 0 | 0 | 0 | | | | | | | |
| Pedro Feliz, R OBP: 0.287, SLG: 0.441 | | G3-1 | | | | F7 40 FC5-4 | | F7 | 3 | 0 | 1 | 0 | 0 | 0 | 0 | | | | | | | |
| 40 Daniel Ortmeier, S OBP: 0.310, SLG: 0.425 | | G5-3 | | | | FC5-4 51 FC4-6 | | G1-3 | 3 | 0 | 0 | 0 | 0 | 0 | 1 | | | | | | | |
| 51 Noah Lowry, R OBP: 0.130, SLG: 0.136 | | | | | | FC4-6 | | K | 2 | 0 | 0 | 0 | 0 | 1 | 1 | | | | | | | |
| 50 Eliezer Alfonzo, R (8, PH) OBP: 0.304, SLG: 0.409 | | | | | | | | | 1 | 0 | 0 | 0 | 0 | 1 | 0 | | | | | | | |
| Jack Taschner, L OBP: 0.352, SLG: 0.378 | | | | | | | | | 0 | 0 | 0 | 0 | 0 | 0 | 0 | | | | | | | |
| 31 Vinnie Chulk, R OBP: 0.317, SLG: 0.500 | | | | | | | | | 0 | 0 | 0 | 0 | 0 | 0 | 0 | | | | | | | |
| Inning Stats | R: 1 E: 0 K: 0 S: 14 | H: 2 LOB: 1 BB: 0 P: 18 | R: 0 E: 0 K: 0 S: 5 | H: 0 LOB: 0 BB: 0 P: 6 | R: 0 E: 0 K: 1 S: 7 | H: 0 LOB: 0 BB: 0 P: 8 | R: 0 E: 0 K: 1 S: 7 | H: 0 LOB: 0 BB: 0 P: 9 | R: 0 E: 0 K: 1 S: 9 | H: 1 LOB: 1 BB: 0 P: 12 | R: 0 E: 0 K: 1 S: 9 | H: 0 LOB: 0 BB: 0 P: 13 | R: 1 E: 0 K: 0 S: 7 | H: 1 LOB: 0 BB: 0 P: 10 | R: 0 E: 0 K: 1 S: 8 | H: 0 LOB: 0 BB: 0 P: 8 | R: 0 E: 0 K: 1 S: 12 | H: 1 LOB: 1 BB: 0 P: 14 | 1B: 2 2B: 2 3B: 0 HR: 1 | SF: 1 SAC: 0 DP: 0 HBP: 0 | WP: 0 PB: 0 SB: 0 CS: 0 | PA: 32 |
| PITCHER 35 Cole Hamels, L ERA: 3.55 | IP: 9.0 WLS: W BF: 32 | H: 5 R: 2 ER: 2 SO: 5 | BB: 0 IBB: 0 HBP: 0 BLK: 0 | WP: 0 HR: 1 S: 78 P: 98 | ERA: 2.00 WHIP: 0.556 | | | | | | | | | | | | | | | | | |

| Batter | 1 | 2 | 3 | 4 | 5 | 6 | 7 | 8 | 9 | AB | R | H | RBI | BB | SO | LOB | BOTTOM | | | |
|---|------------------------------|----------------------------------|-------------------------------------|----------------------------------|------------------------------|----------------------------------|-------------------------------|----------------------------------|-------------------------------|----------------------------------|------------------------------|----------------------------------|------------------------------|---------------------------------|-------------------------------|----------------------------------|--|------------------------------------|----------------------------------|--------|
| 11 Jimmy Rollins, S OBP: 0.317, SLG: 0.500 | G6-3 | | G5-4-3 | | | | | L7 | | 4 | 1 | 1 | 1 | 0 | 0 | 2 | San Francisco Giants @ Philadelphia Phillies Citizens Bank Park, Philadelphia, PA Sat Jun 02 2007, 7:05 PM EDT Att: 45,153 - Partly Cloudy - 83 F | | | |
| 28 Jayson Werth, R OBP: 0.388, SLG: 0.448 | F9 | | | | | | | F9 | 3 | 1 | 1 | 1 | 0 | 0 | 1 | | | | | |
| 8 Shane Victorino, S OBP: 0.352, SLG: 0.378 | | | | | | | | | 0 | 0 | 0 | 0 | 0 | 0 | 0 | | | | | |
| 26 Chase Utley, L OBP: 0.378, SLG: 0.535 | G4-3 | | | | | | | | 3 | 2 | 1 | 0 | 1 | 0 | 0 | | | | | |
| 6 Ryan Howard, L OBP: 0.384, SLG: 0.492 | F7 | | | | | | | | 2 | 0 | 1 | 2 | 1 | 0 | 0 | | | | | |
| Pat Burrell, R OBP: 0.391, SLG: 0.391 | K | | | | | | | | 3 | 0 | 0 | 1 | 0 | 1 | 2 | | | | | |
| 9 Michael Bourn, L OBP: 0.375, SLG: 0.324 | | | | | | | | | 0 | 0 | 0 | 0 | 0 | 0 | 0 | | | | | |
| Aaron Rowand, R OBP: 0.387, SLG: 0.490 | 1B | | | | | | | | 4 | 0 | 1 | 0 | 0 | 0 | 3 | | | | | |
| Abraham Nunez, S OBP: 0.330, SLG: 0.349 | G5-3 | | | | | | | | 4 | 0 | 0 | 0 | 0 | 1 | 4 | | | | | |
| 2 Rod Barajas, R OBP: 0.359, SLG: 0.349 | | | | | | | | | 1 | 1 | 0 | 0 | 1 | 0 | 0 | | | | | |
| 35 Cole Hamels, L OBP: 0.226, SLG: 0.276 | | | | | | | | | 2 | 0 | 1 | 0 | 0 | 0 | 1 | | | | | |
| Inning Stats | R: 0 E: 0 K: 0 S: 7 | H: 0 LOB: 0 BB: 0 P: 10 | R: 0 E: 0 K: 1 S: 9 | H: 1 LOB: 1 BB: 0 P: 12 | R: 0 E: 0 K: 0 S: 7 | H: 0 LOB: 0 BB: 1 P: 13 | R: 2 E: 1 K: 0 S: 15 | H: 2 LOB: 1 BB: 0 P: 22 | R: 2 E: 0 K: 0 S: 13 | H: 1 LOB: 0 BB: 0 P: 18 | R: 0 E: 0 K: 0 S: 8 | H: 0 LOB: 1 BB: 1 P: 14 | R: 0 E: 0 K: 0 S: 8 | H: 1 LOB: 1 BB: 0 P: 8 | R: 1 E: 0 K: 1 S: 13 | H: 1 LOB: 1 BB: 1 P: 23 | 1B: 3 2B: 2 3B: 1 HR: 0 | SF: 3 SAC: 1 DP: 1 HBP: 1 | WP: 0 PB: 0 SB: 0 CS: 0 | PA: 34 |
| PITCHER 51 Noah Lowry, L ERA: 3.28 Jack Taschner, L ERA: 4.91 31 Vinnie Chulk, R ERA: 3.57 | IP: 7.0 WLS: L BF: 29 | H: 5 R: 4 ER: 4 SO: 4 | BB: 2 IBB: 0 HBP: 1 BLK: 0 | WP: 0 HR: 0 S: 67 P: 97 | ERA: 5.14 WHIP: 1.000 | | | | | | | | | | | | | | | |

| Batter | 1 | 2 | 3 | 4 | 5 | 6 | 7 | 8 | 9 | AB R H RBI BB SO LOB | TOP | | | | | | | | | | | |
|---|---|----------------------------------|-------------------------------|----------------------------------|--|--|-------------------------------|----------------------------------|-------------------------------|--|--|---|----------------------------------|------------------------------|----------------------------------|-------------------------------|----------------------------------|-------------------------------|----------------------------------|----------------------------------|------------------------------------|----------------------------------|
| 2 Randy Winn, S OBP: 0.347, SLG: 0.460 | 0-1 HR | | 1-0 F7 | | 4-0 14 E 1B BB | 4-0 14 WP IBB | | | 0-1 G4-3 | 3 2 1 1 1 2 0 0 | San Francisco Giants @ Philadelphia Phillies Citizens Bank Park, Philadelphia, PA Sun Jun 03 2007, 1:35 PM EDT Att: 39,293 - Overcast - 74 F | | | | | | | | | | | |
| 14 Fred Lewis, L OBP: 0.345, SLG: 0.440 | 1-3 K | | 3-3 K | | 1-1 E7 1B | 3-2 G6-3 | | | 4-2 19 BB 1B BB | 4 2 1 0 1 2 2 2 | | | | | | | | | | | | |
| Ryan Klesko, L OBP: 0.383, SLG: 0.456 | 0-3 K | | | 4-2 G4-6-3 BB | 3-1 1B | | | | 4-2 19 BB 1B BB | 3 0 1 2 2 2 2 0 | | | | | | | | | | | | |
| Ray Durham, S OBP: 0.316, SLG: 0.402 19 Kevin Frandsen, R OBP: 0.297, SLG: 0.393 | 2-2 L6 | | | 0-1 G4-6-3 1-2 | 3-3 K | | 4-0 1 CS BB | | 2-1 1 G5-4-3 1B | 3 0 0 0 1 1 1 2 1 0 1 1 0 0 0 0 | | | | | | | | | | | | |
| 1 Bengie Molina, R OBP: 0.335, SLG: 0.486 | | 1-2 HR | | 3-2 1B | | 0-1 1B 13 1B 2B | | | 2-2 G5-4-3 1-2 | 5 2 3 1 0 1 3 | | | | | | | | | | | | |
| Mark Sweeney, L OBP: 0.280, SLG: 0.356 | | 0-2 L7 | | 2-1 G1-3 | | 1-0 55 SH2-4 13 1B 14 WP 2-3 | | | 1-2 F7 | 4 1 1 0 0 0 1 | | | | | | | | | | | | |
| Pedro Feliz, R OBP: 0.286, SLG: 0.437 | | 1-2 1B | | | 1-0 G1-3 | 0-2 P2 | | | 2-1 P3 | 4 0 1 0 0 0 2 | | | | | | | | | | | | |
| 13 Omar Vizquel, S OBP: 0.283, SLG: 0.284 | | 0-1 F8 | | | 2-1 14 1B 55 SH2-4 14 E 1B | 1-2 14 WP 55 SH2-4 1B | | | 4-2 FC6 BB | 3 1 2 1 1 0 0 0 | | | | | | | | | | | | |
| 55 Tim Lincecum, L Jack Taschner, L Barry Bonds, L 32 Kevin Correia, R | | | 1-3 K | | 1 SAFE SH2-4 | 0-1 SH2-4 | | | 2-2 FC6 1-2 | 1 0 0 0 0 1 0 0 0 0 0 0 0 0 1 0 0 0 0 0 1 0 0 0 0 0 0 0 | | | | | | | | | | | | |
| Inning Stats | R: 1 E: 0 K: 2 S: 14 | H: 1 LOB: 0 BB: 0 P: 17 | R: 1 E: 0 K: 0 S: 12 | H: 2 LOB: 0 BB: 0 P: 14 | R: 0 E: 0 K: 2 S: 7 | H: 0 LOB: 0 BB: 0 P: 12 | R: 0 E: 0 K: 0 S: 13 | H: 1 LOB: 1 BB: 1 P: 22 | R: 3 E: 1 K: 1 S: 12 | H: 3 LOB: 1 BB: 1 P: 26 | | R: 2 E: 0 K: 0 S: 15 | H: 3 LOB: 2 BB: 1 P: 24 | R: 0 E: 0 K: 2 S: 8 | H: 0 LOB: 1 BB: 1 P: 17 | R: 0 E: 0 K: 0 S: 12 | H: 0 LOB: 1 BB: 1 P: 21 | R: 1 E: 0 K: 0 S: 14 | H: 1 LOB: 1 BB: 2 P: 26 | 1B: 8 2B: 2 3B: 0 HR: 2 | SF: 0 SAC: 2 DP: 3 HBP: 0 | WP: 1 PB: 0 SB: 0 CS: 1 |
| PITCHER | IP WLS BF H R ER SO BB IBB HBP BLK WP HR S P ERA WHIP | | | | | | | | | | | IP WLS BF H R ER SO BB IBB HBP BLK WP HR S P ERA WHIP | | | | | | | | | | |
| 34 Freddy Garcia, R ERA: 5.11 | 5.1 25 9 7 6 5 2 0 0 0 0 0 2 64 98 10.12 2.062 | | | | | | | | | | | | | | | | | | | | | |
| 59 Mike Zagurski, L ERA: 6.23 | 1.0 5 1 0 0 1 0 1 0 0 0 1 0 12 22 0.00 1.000 | | | | | | | | | | | | | | | | | | | | | |
| Geoff Geary, R ERA: 3.86 | 1.1 5 0 0 0 1 2 0 0 0 0 0 0 13 27 0.00 1.500 | | | | | | | | | | | | | | | | | | | | | |
| 63 Ryan Madson, R ERA: 3.86 | 0.2 H 4 0 1 1 0 2 0 0 0 0 0 0 10 20 13.50 3.000 | | | | | | | | | | | | | | | | | | | | | |
| Antonio Alfonseca, R ERA: 4.24 | 0.2 W 2 1 0 0 0 0 0 0 0 0 0 0 8 12 0.00 1.500 | | | | | | | | | | | | | | | | | | | | | |

| Batter | 1 | 2 | 3 | 4 | 5 | 6 | 7 | 8 | 9 | AB R H RBI BB SO LOB | BOTTOM | | | | | | | | | | | |
|---|---|----------------------------------|------------------------------|----------------------------------|------------------------------|---------------------------------|-------------------------------|----------------------------------|------------------------------|---|--|---|-------------------------------|----------------------------------|-------------------------------|----------------------------------|------------------------------|---------------------------------|----------------------------------|------------------------------------|----------------------------------|--------|
| 11 Jimmy Rollins, S OBP: 0.311, SLG: 0.490 | 0-2 G3-1 | | 2-2 L6 | | 0-1 G4-3 | | | | 0-3 K | 5 0 0 0 0 2 1 | San Francisco Giants @ Philadelphia Phillies Citizens Bank Park, Philadelphia, PA Sun Jun 03 2007, 1:35 PM EDT Att: 39,293 - Overcast - 74 F | | | | | | | | | | | |
| 8 Shane Victorino, S OBP: 0.349, SLG: 0.388 | 3-2 G6-3 | | 0-0 P5 | | 2-2 F7 | | | | 1-0 HR | 5 1 1 1 0 0 1 | | | | | | | | | | | | |
| 26 Chase Utley, L OBP: 0.384, SLG: 0.555 | 1-1 2B | | | 2-0 HR | 1-3 K | | | | 4-2 6 HR BB | 3 2 2 1 1 1 0 | | | | | | | | | | | | |
| 6 Ryan Howard, L OBP: 0.387, SLG: 0.512 | 4-0 FC5-4 IBB | | | 2-3 K | | 0-0 F8 | | | 1-2 HR | 3 1 1 3 1 1 0 | | | | | | | | | | | | |
| Pat Burrell, R OBP: 0.388, SLG: 0.388 9 Michael Bourn, L OBP: 0.375, SLG: 0.324 | 1-2 FC5-4 | | | 0-1 HR 1B | | 0-3 K2-3 | | | 0-0 F9 | 4 1 1 0 0 1 2 0 0 0 0 0 0 0 | | | | | | | | | | | | |
| 19 Greg Dobbs, L OBP: 0.317, SLG: 0.515 Geoff Geary, R | | 2-2 G5-3 | | 2-2 P3 | | 1-1 F9 | | | 2-3 K | 3 0 0 0 0 0 1 0 0 0 0 0 0 0 1 0 0 0 0 1 0 | | | | | | | | | | | | |
| Abraham Nunez, S OBP: 0.328, SLG: 0.346 | | | | | | | | | | | | | | | | | | | | | | |
| Aaron Rowand, R OBP: 0.393, SLG: 0.510 | | 0-1 G5-3 | | 2-0 HR | | | | | 1-2 51 2B 1B | 4 2 3 2 0 0 0 | | | | | | | | | | | | |
| 51 Carlos Ruiz, R OBP: 0.324, SLG: 0.401 | | 1-2 F9 | | 3-3 K | | | | | 2-2 G6-3 | 4 1 1 0 0 1 1 | | | | | | | | | | | | |
| 34 Freddy Garcia, R OBP: 0.300, SLG: 0.294 59 Mike Zagurski, L Wes Helms, R 63 Ryan Madson, L Antonio Alfonseca, R | | | 0-2 G4-3 | | 1-3 K | | | | 1-0 8 F8 6 HR 2B | 2 0 0 0 0 1 1 0 0 0 0 0 0 0 1 1 1 2 0 0 0 1 0 0 0 0 1 1 0 0 0 0 0 0 0 | | | | | | | | | | | | |
| Inning Stats | R: 0 E: 0 K: 0 S: 13 | H: 1 LOB: 2 BB: 1 P: 22 | R: 0 E: 0 K: 0 S: 8 | H: 0 LOB: 0 BB: 0 P: 11 | R: 0 E: 0 K: 0 S: 7 | H: 0 LOB: 0 BB: 0 P: 9 | R: 3 E: 0 K: 3 S: 17 | H: 3 LOB: 1 BB: 0 P: 29 | R: 0 E: 0 K: 1 S: 8 | H: 0 LOB: 0 BB: 0 P: 11 | R: 0 E: 0 K: 1 S: 6 | H: 0 LOB: 0 BB: 0 P: 7 | R: 5 E: 0 K: 1 S: 16 | H: 4 LOB: 1 BB: 1 P: 23 | R: 0 E: 0 K: 2 S: 17 | H: 1 LOB: 1 BB: 0 P: 23 | R: 1 E: 0 K: 1 S: 5 | H: 1 LOB: 0 BB: 0 P: 6 | 1B: 3 2B: 3 3B: 0 HR: 4 | SF: 0 SAC: 0 DP: 0 HBP: 0 | WP: 1 PB: 0 SB: 0 CS: 0 | PA: 38 |
| PITCHER | IP WLS BF H R ER SO BB IBB HBP BLK WP HR S P ERA WHIP | | | | | | | | | | | IP WLS BF H R ER SO BB IBB HBP BLK WP HR S P ERA WHIP | | | | | | | | | | |
| 55 Tim Lincecum, R ERA: 4.05 | 6.2 29 7 6 6 6 0 1 0 0 0 0 1 6 11 54.00 6.000 | | | | | | | | | | | | | | | | | | | | | |
| Jack Taschner, L ERA: 5.0 | 0.1 B 3 1 2 2 0 1 0 0 0 0 0 1 6 11 54.00 6.000 | | | | | | | | | | | | | | | | | | | | | |
| 32 Kevin Correia, R ERA: 3.55 | 1.1 L 6 2 1 1 3 0 0 0 0 0 0 1 22 29 6.75 1.500 | | | | | | | | | | | | | | | | | | | | | |

| Batter | 1 | 2 | 3 | 4 | 5 | 6 | 7 | 8 | 9 | 10 | 11 | AB | R | H | RBI | BB | SO | LOB | TOP | |
|--|------------------------------|--|-----------------------------------|--|---------------------------------|--|----------------------------------|--|-----------------------------------|--|------------------------------|---|------------------------------|----------------------------------|-------------------------------|----------------------------------|----------------------------------|------------------------------------|----------------------------------|--------|
| 11 Jimmy Rollins, S OBP: 0.318, SLG: 0.490 | G6-3 | | 1B | | F9 | | 1B | | | K | | 5 | 1 | 2 | 0 | 0 | 1 | 0 | | |
| 8 Shane Victorino, S OBP: 0.347, SLG: 0.586 | F9 | | 2B | | K | | CS | G6-3 | | L8 | | 5 | 1 | 1 | 0 | 0 | 1 | 0 | | |
| 26 Chase Utley, L OBP: 0.394, SLG: 0.575 | G3 | | 1B | | | 2B | | BB | | | HR | 4 | 1 | 3 | 3 | 1 | 0 | 0 | | |
| 6 Ryan Howard, L OBP: 0.387, SLG: 0.500 | | 1B | | | | F8 | | | | | HR | 5 | 0 | 3 | 0 | 0 | 0 | 2 | | |
| 9 Michael Bourn, L OBP: 0.369, SLG: 0.314 | | 1B | | | | | | G3-6 | | | 1B | 0 | 1 | 0 | 0 | 0 | 0 | 0 | | |
| Pat Burrell, R OBP: 0.387, SLG: 0.382 | | | | | | | | | | | 1B | 4 | 0 | 1 | 0 | 1 | 1 | 3 | | |
| 23 Adam Eaton, R OBP: 0.154, SLG: 0.192 | F8 | | K | | | | | BB | | | 1B | 0 | 0 | 0 | 0 | 0 | 0 | 0 | | |
| Antonio Alfonseca, R | | | | | | | | | | | 1B | 0 | 0 | 0 | 0 | 0 | 0 | 0 | | |
| Aaron Rowand, R OBP: 0.391, SLG: 0.505 | F9 | | | | G4-3 | | | | | | 1B | 4 | 0 | 2 | 0 | 0 | 0 | 1 | | |
| Abraham Nunez, S OBP: 0.322, SLG: 0.339 | F8 | | | | K | | | G3 | | | 1B | 5 | 0 | 1 | 1 | 0 | 2 | 4 | | |
| 51 Carlos Ruiz, R OBP: 0.314, SLG: 0.387 | | | F9 | | G6-3 | | | G1-3 | | | G6-2-3 | 5 | 0 | 0 | 0 | 0 | 0 | 4 | | |
| Jamie Moyer, L OBP: 0.200 | | | K | | | | | G4-3 | | | G6-2-3 | 3 | 0 | 0 | 0 | 0 | 0 | 1 | | |
| 63 Ryan Madison, L OBP: 0.214, SLG: 0.510 | | | | | | | | G4-3 | | | G6-3 | 0 | 0 | 0 | 0 | 0 | 0 | 0 | | |
| Geoff Geary, R OBP: 0.303, SLG: 0.316 | | | | | | | | | | | G6-3 | 1 | 0 | 0 | 0 | 0 | 0 | 3 | | |
| Inning Stats | R: 0 E: 0 K: 0 S: 7 | H: 0 LOB: 0 BB: 0 P: 9 | R: 0 E: 0 K: 0 S: 7 | H: 1 LOB: 1 BB: 0 P: 12 | R: 2 E: 0 K: 2 S: 18 | H: 4 LOB: 2 BB: 0 P: 27 | R: 0 E: 0 K: 1 S: 8 | H: 0 LOB: 0 BB: 0 P: 14 | R: 0 E: 0 K: 1 S: 9 | H: 0 LOB: 2 BB: 0 P: 10 | R: 0 E: 0 K: 0 S: 4 | H: 1 LOB: 1 BB: 0 P: 11 | R: 0 E: 0 K: 1 S: 9 | H: 0 LOB: 0 BB: 0 P: 12 | R: 2 E: 0 K: 0 S: 17 | H: 4 LOB: 3 BB: 0 P: 27 | 1B: 9 2B: 3 3B: 0 HR: 1 | SF: 0 SAC: 0 DP: 2 HBP: 1 | WP: 0 PB: 0 SB: 1 CS: 1 | PA: 46 |
| PITCHER | Tom Glavine, L ERA: 3.36 | IP: 7.0 WLS: 2 BF: 28 H: 8 R: 2 ER: 2 SO: 4 BB: 1 IBB: 0 HBP: 0 BLK: 0 WP: 0 HR: 0 S: 60 P: 94 ERA: 2.57 WHIP: 1.286 | Scott Schoeneweis, L ERA: 3.66 | IP: 1.0 WLS: 0 BF: 3 H: 0 R: 0 ER: 0 SO: 0 BB: 0 IBB: 0 HBP: 0 BLK: 0 WP: 0 HR: 0 S: 4 P: 10 ERA: 0.00 WHIP: 1.000 | 13 Billy Wagner, L ERA: 1.44 | IP: 1.0 WLS: 0 BF: 3 H: 0 R: 0 ER: 0 SO: 1 BB: 0 IBB: 0 HBP: 0 BLK: 0 WP: 0 HR: 0 S: 9 P: 11 ERA: 0.00 WHIP: 0.000 | 59 Guillermo Mota, R ERA: 5.4 | IP: 1.0 WLS: 0 BF: 2 H: 2 R: 2 ER: 2 SO: 0 BB: 0 IBB: 0 HBP: 0 BLK: 0 WP: 0 HR: 1 S: 2 P: 5 ERA: = WHIP: = | 25 Pedro Feliciano, L ERA: 1.8 | IP: 1.0 WLS: 0 BF: 2 H: 0 R: 0 ER: 0 SO: 0 BB: 0 IBB: 0 HBP: 0 BLK: 0 WP: 0 HR: 0 S: 6 P: 6 ERA: 1.4 WHIP: 2.000 | 35 Joe Smith, R ERA: 1.4 | IP: 1.0 WLS: 0 BF: 5 H: 2 R: 0 ER: 0 SO: 0 BB: 0 IBB: 0 HBP: 0 BLK: 0 WP: 0 HR: 0 S: 15 P: 22 ERA: 0.00 WHIP: 2.000 | | | | | | | | |

Philadelphia Phillies @ New York Mets
Shea Stadium, Flushing, NY
Tue Jun 05 2007, 7:10 PM EDT
Att. 43,078 - Partly Cloudy - 79 F

livebaseballscores.com

AB 42
R 4
H 13
RBI 4
BB 2
SO 6
LOB 17



| Batter | 1 | 2 | 3 | 4 | 5 | 6 | 7 | 8 | 9 | 10 | 11 | AB | R | H | RBI | BB | SO | LOB | BOTTOM | |
|--|------------------------------|---|---------------------------------|---|-------------------------------|---|-----------------------------------|---|------------------------------|---|------------------------------|---|-------------------------------|----------------------------------|-------------------------------|----------------------------------|----------------------------------|------------------------------------|----------------------------------|--------|
| 7 José Reyes, S OBP: 0.398, SLG: 0.470 | G6-3 | FC5-4 | | | SH2-3 | | | | | | G5-3 | 4 | 0 | 1 | 0 | 1 | 0 | 3 | | |
| 3 Damion Easley, R OBP: 0.329, SLG: 0.462 | L5 | | | | | | | | | | FC6-4 | 4 | 0 | 2 | 0 | 1 | 0 | 2 | | |
| 15 Carlos Beltrán, S OBP: 0.381, SLG: 0.500 | G5-3 | | | | FC6-4 | | | | | | | 5 | 0 | 0 | 0 | 0 | 0 | 5 | | |
| 21 Carlos Delgado, L OBP: 0.298, SLG: 0.377 | | | | | G4-3 | | | | | | | 4 | 1 | 0 | 0 | 1 | 0 | 3 | | |
| 5 David Wright, R OBP: 0.366, SLG: 0.464 | | | | | G2-3 | | | | | | | 5 | 1 | 2 | 0 | 0 | 0 | 1 | | |
| 16 Paul Lo Duca, R OBP: 0.366, SLG: 0.380 | | | | | L4 | | | | | | | 5 | 0 | 2 | 2 | 0 | 0 | 1 | | |
| 4 Ben Johnson, R OBP: 0.211, SLG: 0.125 | | | | | | | | | | | | 3 | 0 | 0 | 0 | 0 | 0 | 2 | | |
| 10 Endy Chávez, L OBP: 0.339, SLG: 0.413 | P3 | | | | F7 | | | | | | | 2 | 0 | 0 | 0 | 0 | 1 | 0 | | |
| 27 Carlos Gómez, R OBP: 0.233, SLG: 0.250 | F8 | | | | G3 | | | | | | | 5 | 0 | 0 | 0 | 0 | 1 | 2 | | |
| Ben Glavin, L ERA: 3.36 | | | | | | | | | | | | 2 | 0 | 2 | 0 | 0 | 0 | 0 | | |
| Ryan Madison, L ERA: 3.55 | | | | | | | | | | | | 1 | 0 | 0 | 0 | 0 | 0 | 0 | | |
| Scott Schoeneweis, L ERA: 3.66 | | | | | | | | | | | | 0 | 0 | 0 | 0 | 0 | 0 | 0 | | |
| Billy Wagner, L ERA: 1.44 | | | | | | | | | | | | 0 | 0 | 0 | 0 | 0 | 0 | 0 | | |
| Guillermo Mota, R ERA: 5.4 | | | | | | | | | | | | 0 | 0 | 0 | 0 | 0 | 0 | 0 | | |
| Pedro Feliciano, L ERA: 1.8 | | | | | | | | | | | | 0 | 0 | 0 | 0 | 0 | 0 | 0 | | |
| Joe Smith, R ERA: 1.4 | | | | | | | | | | | | 0 | 0 | 0 | 0 | 0 | 0 | 0 | | |
| Inning Stats | R: 0 E: 0 K: 0 S: 4 | H: 0 LOB: 0 BB: 0 P: 8 | R: 2 E: 0 K: 0 S: 14 | H: 3 LOB: 2 BB: 1 P: 24 | R: 0 E: 0 K: 0 S: 11 | H: 1 LOB: 1 BB: 0 P: 16 | R: 0 E: 0 K: 0 S: 7 | H: 0 LOB: 0 BB: 0 P: 11 | R: 0 E: 0 K: 0 S: 7 | H: 1 LOB: 1 BB: 0 P: 12 | R: 0 E: 0 K: 0 S: 6 | H: 0 LOB: 0 BB: 0 P: 8 | R: 0 E: 0 K: 0 S: 10 | H: 0 LOB: 0 BB: 0 P: 17 | R: 0 E: 0 K: 0 S: 12 | H: 1 LOB: 1 BB: 0 P: 18 | 1B: 9 2B: 1 3B: 0 HR: 0 | SF: 0 SAC: 1 DP: 0 HBP: 0 | WP: 1 PB: 0 SB: 2 CS: 2 | PA: 46 |
| PITCHER | Jamie Moyer, L ERA: 4.08 | IP: 7.0 WLS: 2 BF: 30 H: 8 R: 2 ER: 2 SO: 2 BB: 2 IBB: 0 HBP: 0 BLK: 0 WP: 1 HR: 0 S: 61 P: 101 ERA: 2.57 WHIP: 1.429 | 63 Ryan Madison, R ERA: 3.55 | IP: 2.0 WLS: 0 BF: 8 H: 0 R: 0 ER: 0 SO: 1 BB: 0 IBB: 0 HBP: 0 BLK: 0 WP: 0 HR: 0 S: 16 P: 25 ERA: 0.00 WHIP: 0.000 | Geoff Geary, R ERA: 3.45 | IP: 1.0 WLS: 0 BF: 4 H: 1 R: 0 ER: 0 SO: 0 BB: 0 IBB: 0 HBP: 0 BLK: 0 WP: 0 HR: 0 S: 12 P: 18 ERA: 0.00 WHIP: 1.000 | Antonio Alfonseca, R ERA: 4.07 | IP: 1.0 WLS: 0 BF: 4 H: 1 R: 0 ER: 0 SO: 0 BB: 0 IBB: 0 HBP: 0 BLK: 0 WP: 0 HR: 0 S: 10 P: 12 ERA: 0.00 WHIP: 1.000 | 35 Joe Smith, R ERA: 1.4 | IP: 1.0 WLS: 0 BF: 5 H: 2 R: 0 ER: 0 SO: 0 BB: 0 IBB: 0 HBP: 0 BLK: 0 WP: 0 HR: 0 S: 15 P: 22 ERA: 0.00 WHIP: 2.000 | 35 Joe Smith, R ERA: 1.4 | IP: 1.0 WLS: 0 BF: 5 H: 2 R: 0 ER: 0 SO: 0 BB: 0 IBB: 0 HBP: 0 BLK: 0 WP: 0 HR: 0 S: 15 P: 22 ERA: 0.00 WHIP: 2.000 | | | | | | | | |

Philadelphia Phillies @ New York Mets
Shea Stadium, Flushing, NY
Tue Jun 05 2007, 7:10 PM EDT
Att. 43,078 - Partly Cloudy - 79 F

livebaseballscores.com

AB 42
R 2
H 10
RBI 2
BB 3
SO 3
LOB 19



| Batter | 1 | 2 | 3 | 4 | 5 | 6 | 7 | 8 | 9 | AB | R | H | RBI | BB | SO | LOB | TOP | | | | | |
|--|---|---|---|---|--|--|------------------------------|---------------------------------|-------------------------------|----------------------------------|------------------------------|----------------------------------|-------------------------------|----------------------------------|-------------------------------|----------------------------------|--|----------------------------------|----------------------------------|------------------------------------|----------------------------------|--------|
| 11 Jimmy Rollins, S OBP: 0.326, SLG: 0.506 | | | | | | | | | | 4 | 1 | 3 | 3 | 1 | 0 | 0 | Philadelphia Phillies @ New York Mets Shea Stadium, Flushing, NY Wed Jun 06 2007, 7:10 PM EDT Att: 42,696 - Partly Cloudy - 69 F | | | | | |
| 8 Shane Victorino, S OBP: 0.340, SLG: 0.377 | | | | | | | | | | 5 | 0 | 0 | 0 | 0 | 0 | 5 | | | | | | |
| 26 Chase Utley, L OBP: 0.390, SLG: 0.567 | | | | | | | | | | 5 | 1 | 1 | 0 | 0 | 2 | 3 | | | | | | |
| 6 Ryan Howard, L OBP: 0.395, SLG: 0.500 | | | | | | | | | | 2 | 0 | 1 | 0 | 2 | 0 | 1 | | | | | | |
| 19 Greg Dobbs, L OBP: 0.306, SLG: 0.495 | | | | | | | | | | 3 | 0 | 0 | 0 | 0 | 0 | 4 | | | | | | |
| 28 Jayson Werth, R OBP: 0.342, SLG: 0.413 | | | | | | | | | | 1 | 0 | 0 | 0 | 0 | 1 | 1 | | | | | | |
| 9 Michael Bourn, L OBP: 0.366, SLG: 0.314 | | | | | | | | | | 0 | 0 | 0 | 0 | 0 | 0 | 0 | | | | | | |
| Aaron Rowand, R OBP: 0.397, SLG: 0.505 | | | | | | | | | | 2 | 1 | 1 | 1 | 2 | 0 | 1 | | | | | | |
| Abraham Nunez, S OBP: 0.320, SLG: 0.336 | | | | | | | | | | 4 | 1 | 1 | 0 | 0 | 1 | 2 | | | | | | |
| 2 Rod Barajas, R OBP: 0.376, SLG: 0.368 | | | | | | | | | | 2 | 0 | 1 | 0 | 1 | 1 | 1 | | | | | | |
| 23 Adam Eaton, R OBP: 0.143, SLG: 0.179 | | | | | | | | | | 2 | 0 | 0 | 0 | 0 | 0 | 2 | | | | | | |
| Pat Burrell, R OBP: 0.385, SLG: 0.380 | | | | | | | | | | 1 | 0 | 0 | 0 | 0 | 1 | 2 | | | | | | |
| Geoff Geary, R OBP: 0.350, SLG: 0.363 | | | | | | | | | | 0 | 0 | 0 | 0 | 0 | 0 | 0 | | | | | | |
| 63 Ryan Madson, L OBP: 0.329, SLG: 0.263 | | | | | | | | | | 1 | 0 | 0 | 0 | 0 | 0 | 1 | | | | | | |
| Wes Helms, R OBP: 0.391, SLG: 0.398 | | | | | | | | | | 0 | 0 | 0 | 0 | 0 | 0 | 0 | | | | | | |
| Antonio Alfonseca, R OBP: 0.323, SLG: 0.250 | | | | | | | | | | 0 | 0 | 0 | 0 | 0 | 0 | 0 | | | | | | |
| Inning Stats | R: 0 E: 0 K: 0 S: 11 | H: 1 LOB: 2 BB: 1 P: 22 | R: 0 E: 0 K: 1 S: 9 | H: 0 LOB: 1 BB: 1 P: 18 | R: 0 E: 0 K: 1 S: 9 | H: 0 LOB: 0 BB: 0 P: 12 | R: 0 E: 0 K: 0 S: 7 | H: 1 LOB: 0 BB: 0 P: 9 | R: 0 E: 0 K: 1 S: 14 | H: 2 LOB: 2 BB: 1 P: 25 | R: 0 E: 0 K: 0 S: 7 | H: 0 LOB: 0 BB: 1 P: 13 | R: 3 E: 0 K: 1 S: 14 | H: 2 LOB: 0 BB: 1 P: 23 | R: 1 E: 0 K: 1 S: 12 | H: 2 LOB: 1 BB: 0 P: 18 | R: 0 E: 0 K: 1 S: 11 | H: 1 LOB: 2 BB: 1 P: 16 | 1B: 7 2B: 0 3B: 0 HR: 1 | SF: 0 SAC: 1 DP: 2 HBP: 0 | WP: 0 PB: 0 SB: 2 CS: 0 | PA: 39 |
| PITCHER | IP WLS BF H R ER SO BB IBB HBP BLK WP HR S P ERA WHIP | 6.0 23 3 0 0 3 4 0 0 0 0 0 0 57 99 0.00 1.167 | 1.0 L 6 2 3 3 1 1 0 0 0 0 0 1 14 23 27.00 3.000 | 0.1 2 1 1 1 0 0 0 0 0 0 0 5 8 27.00 3.000 | 1.1 7 2 0 0 1 1 0 0 0 0 0 15 23 0.00 2.250 | 0.1 1 0 0 0 1 0 0 0 0 0 0 3 3 0.00 0.000 | | | | | | | | | | | | | | | | |

| Batter | 1 | 2 | 3 | 4 | 5 | 6 | 7 | 8 | 9 | AB | R | H | RBI | BB | SO | LOB | BOTTOM | | | | | |
|---|---|---|--|--|---|----------------------------------|-------------------------------|----------------------------------|------------------------------|---------------------------------|-------------------------------|----------------------------------|-------------------------------|----------------------------------|------------------------------|---------------------------------|--|----------------------------------|----------------------------------|------------------------------------|----------------------------------|--------|
| 7 José Reyes, S OBP: 0.403, SLG: 0.470 | | | | | | | | | | 2 | 0 | 1 | 0 | 2 | 0 | 0 | Philadelphia Phillies @ New York Mets Shea Stadium, Flushing, NY Wed Jun 06 2007, 7:10 PM EDT Att: 42,696 - Partly Cloudy - 69 F | | | | | |
| 10 Endy Chavez, L OBP: 0.336, SLG: 0.407 | | | | | | | | | | 4 | 1 | 1 | 0 | 0 | 0 | 6 | | | | | | |
| 59 Guillermo Mota, R OBP: 0.350, SLG: 0.363 | | | | | | | | | | 0 | 0 | 0 | 0 | 0 | 0 | 0 | | | | | | |
| 25 Pedro Feliciano, L OBP: 0.379, SLG: 0.510 | | | | | | | | | | 4 | 1 | 1 | 1 | 0 | 0 | 1 | | | | | | |
| 21 Carlos Delgado, L OBP: 0.298, SLG: 0.380 | | | | | | | | | | 4 | 0 | 1 | 1 | 0 | 1 | 0 | | | | | | |
| 5 David Wright, R OBP: 0.368, SLG: 0.467 | | | | | | | | | | 3 | 0 | 1 | 0 | 0 | 1 | 0 | | | | | | |
| 16 Paul Lo Duca, R OBP: 0.369, SLG: 0.371 | | | | | | | | | | 4 | 0 | 0 | 0 | 0 | 1 | 3 | | | | | | |
| Ruben Gotay, S OBP: 0.333, SLG: 0.476 | | | | | | | | | | 3 | 0 | 0 | 0 | 1 | 0 | 2 | | | | | | |
| 17 David Newhan, L OBP: 0.298, SLG: 0.280 | | | | | | | | | | 4 | 0 | 1 | 0 | 0 | 1 | 1 | | | | | | |
| 26 Orlando Hernandez, R OBP: 0.222, SLG: 0.333 | | | | | | | | | | 2 | 0 | 0 | 0 | 0 | 0 | 1 | | | | | | |
| Julio Franco, R OBP: 0.289, SLG: 0.263 | | | | | | | | | | 1 | 0 | 0 | 0 | 0 | 2 | | | | | | | |
| 27 Carlos Gómez, R OBP: 0.233, SLG: 0.250 | | | | | | | | | | 0 | 0 | 0 | 0 | 0 | 0 | 0 | | | | | | |
| Inning Stats | R: 0 E: 0 K: 0 S: 8 | H: 0 LOB: 0 BB: 1 P: 13 | R: 0 E: 0 K: 3 S: 9 | H: 0 LOB: 0 BB: 0 P: 13 | R: 0 E: 0 K: 1 S: 13 | H: 1 LOB: 2 BB: 1 P: 19 | R: 1 E: 0 K: 0 S: 11 | H: 2 LOB: 1 BB: 0 P: 15 | R: 0 E: 0 K: 0 S: 6 | H: 0 LOB: 0 BB: 0 P: 8 | R: 1 E: 0 K: 0 S: 15 | H: 2 LOB: 1 BB: 0 P: 23 | R: 0 E: 1 K: 0 S: 13 | H: 1 LOB: 2 BB: 1 P: 25 | R: 0 E: 0 K: 0 S: 5 | H: 0 LOB: 0 BB: 0 P: 6 | R: 0 E: 0 K: 0 S: 8 | H: 0 LOB: 0 BB: 0 P: 11 | 1B: 2 2B: 4 3B: 0 HR: 1 | SF: 0 SAC: 0 DP: 3 HBP: 1 | WP: 0 PB: 0 SB: 1 CS: 0 | PA: 35 |
| PITCHER | IP WLS BF H R ER SO BB IBB HBP BLK WP HR S P ERA WHIP | 6.0 W 24 5 2 2 4 2 0 1 0 0 0 0 62 91 3.00 1.167 | 1.0 H 5 1 0 0 0 0 0 1 0 0 0 0 13 25 0.00 1.000 | 1.0 H 3 0 0 0 0 0 0 0 0 0 0 0 5 6 0.00 0.000 | 1.0 S 3 0 0 0 0 0 0 0 0 0 0 0 8 11 0.00 0.000 | | | | | | | | | | | | | | | | | |

AB 32
R 4
H 8
RBI 4
BB 6
SO 6
LOB 23

AB 31
R 2
H 6
RBI 2
BB 3
SO 4
LOB 16

livebaseballscores.com

livebaseballscores.com

| Batter | 1 | 2 | 3 | 4 | 5 | 6 | 7 | 8 | 9 | 10 | AB | R | H | RBI | BB | SO | LOB | TOP | | | | | | | | | | |
|--|-------------------------------|----------------------------------|------------------------------|----------------------------------|-------------------------------|----------------------------------|------------------------------|---------------------------------|------------------------------|----------------------------------|-------------------------------|----------------------------------|-------------------------------|----------------------------------|-------------------------------|----------------------------------|-------------------------------|----------------------------------|-------------------------------|----------------------------------|----------------------------------|------------------------------------|----------------------------------|--------|--|--|--|--|
| 11 Jimmy Rollins, S OBP: 0.327, SLG: 0.504 | F7 | | 3-2 1B | | | G6-3 | | G6-3 | | 0-1 SH5-4 2B | 5 | 1 | 2 | 1 | 0 | 0 | 0 | | | | | | | | | | | |
| 8 Shane Victorino, S OBP: 0.339, SLG: 0.375 | F8 | | G6-3 | | | G6-3 | | P4 | | SH5-4 1B | 4 | 1 | 1 | 0 | 0 | 0 | 1 | | | | | | | | | | | |
| 26 Chase Utley, L OBP: 0.391, SLG: 0.565 | F7 | | | | | G6-3 | | BB | | 1B | 4 | 1 | 1 | 1 | 1 | 0 | 1 | | | | | | | | | | | |
| 6 Ryan Howard, L OBP: 0.401, SLG: 0.496 | | L8 | | | | G4-3 | | BB | | 1B | 3 | 1 | 1 | 1 | 2 | 0 | 0 | | | | | | | | | | | |
| Aaron Rowand, R OBP: 0.353, SLG: 0.498 | | K | | | | G5-3 | | BB | | IBB | 5 | 0 | 1 | 1 | 0 | 2 | 3 | | | | | | | | | | | |
| Pat Burrell, R OBP: 0.385, SLG: 0.404 | | | | | | G5-3 | | K | | 1B | 5 | 1 | 2 | 2 | 0 | 0 | 0 | | | | | | | | | | | |
| 9 Michael Bourn, L OBP: 0.366, SLG: 0.314 | | G6-3 | | | | L7 | | G1-3 | | HR | 5 | 1 | 2 | 2 | 0 | 0 | 0 | | | | | | | | | | | |
| Abraham Nunez, S OBP: 0.323, SLG: 0.333 | | | | | | P5 | | L1-3 | | IBB | 4 | 1 | 1 | 0 | 1 | 1 | 0 | | | | | | | | | | | |
| 51 Carlos Ruiz, R OBP: 0.316, SLG: 0.388 | | | | | | G6-3 | | 1B | | K | 5 | 0 | 2 | 0 | 0 | 1 | 4 | | | | | | | | | | | |
| 35 Cole Hamels, L OBP: 0.206, SLG: 0.295 | | | | | | G2-3 | | K | | F8 | 3 | 0 | 0 | 0 | 0 | 1 | 3 | | | | | | | | | | | |
| 44 Yoel Hernandez, R OBP: 0.336, SLG: 0.399 | | | | | | G6-3 | | K | | | 0 | 0 | 0 | 0 | 0 | 0 | 0 | | | | | | | | | | | |
| 59 Mike Zagurski, L OBP: 0.303, SLG: 0.449 | | | | | | G6-3 | | K | | | 0 | 0 | 0 | 0 | 0 | 0 | 0 | | | | | | | | | | | |
| 19 Greg Dobbs, L OBP: 0.303, SLG: 0.449 | | | | | | G6-3 | | K | | | 0 | 0 | 0 | 0 | 0 | 0 | 3 | | | | | | | | | | | |
| Antonio Alfonseca, R OBP: 0.303, SLG: 0.449 | | | | | | G6-3 | | K | | | 0 | 0 | 0 | 0 | 0 | 0 | 0 | | | | | | | | | | | |
| Inning Stats | R: 0 E: 0 K: 0 S: 10 | H: 0 LOB: 0 BB: 0 P: 15 | R: 0 E: 0 K: 1 S: 9 | H: 0 LOB: 0 BB: 0 P: 10 | R: 1 E: 0 K: 0 S: 14 | H: 2 LOB: 1 BB: 0 P: 23 | R: 0 E: 0 K: 0 S: 3 | H: 0 LOB: 0 BB: 0 P: 4 | R: 0 E: 0 K: 0 S: 8 | H: 1 LOB: 1 BB: 0 P: 12 | R: 1 E: 0 K: 0 S: 11 | H: 2 LOB: 1 BB: 0 P: 19 | R: 0 E: 0 K: 1 S: 12 | H: 1 LOB: 2 BB: 0 P: 15 | R: 0 E: 0 K: 1 S: 14 | H: 0 LOB: 2 BB: 2 P: 26 | R: 1 E: 0 K: 2 S: 11 | H: 1 LOB: 0 BB: 0 P: 20 | R: 3 E: 0 K: 1 S: 14 | H: 4 LOB: 3 BB: 2 P: 29 | 1B: 8 2B: 2 3B: 0 HR: 1 | SF: 0 SAC: 1 DP: 0 HBP: 0 | WP: 0 PB: 0 SB: 2 CS: 0 | PA: 45 | | | | |
| PITCHER | IP 7.0 | WLS 0 | BF 27 | H 6 | R 2 | ER 2 | SO 2 | BB 0 | IBB 0 | HBP 0 | BLK 0 | WP 0 | HR 0 | S 67 | P 98 | ERA 2.57 | WHIP 0.857 | | | | | | | | | | | |
| 25 Pedro Feliciano, L ERA: 1.71 | 0.2 | H | 3 | 0 | 0 | 0 | 0 | 1 | 0 | 0 | 0 | 0 | 0 | 9 | 16 | 0.00 | 1.500 | | | | | | | | | | | |
| 13 Billy Wagner, L ERA: 1.71 | 1.1 | B | 6 | 1 | 1 | 1 | 3 | 1 | 0 | 0 | 0 | 0 | 1 | 16 | 30 | 6.75 | 1.500 | | | | | | | | | | | |
| Scott Schoeneweis, L ERA: 7.17 | 0.1 | L | 4 | 2 | 3 | 3 | 0 | 0 | 1 | 0 | 0 | 0 | 0 | 5 | 9 | 81.00 | 6.000 | | | | | | | | | | | |
| 35 Joe Smith, R ERA: 1.37 | 0.2 | | 5 | 2 | 0 | 0 | 1 | 0 | 1 | 0 | 0 | 0 | 0 | 9 | 20 | 0.00 | 3.000 | | | | | | | | | | | |

Philadelphia Phillies @ New York Mets
Shea Stadium, Flushing, NY
Thu Jun 07 2007, 7:10 PM EDT
Att. 43,398 - Partly Cloudy - 70 F

AB 40
R 6
H 11
RBI 6
BB 4
SO 6
LOB 15



| Batter | 1 | 2 | 3 | 4 | 5 | 6 | 7 | 8 | 9 | 10 | AB | R | H | RBI | BB | SO | LOB | BOTTOM | | | | | | | | | |
|--|-------------------------------|----------------------------------|-------------------------------|----------------------------------|------------------------------|----------------------------------|-------------------------------|----------------------------------|------------------------------|----------------------------------|-------------------------------|----------------------------------|-------------------------------|----------------------------------|-------------------------------|----------------------------------|-------------------------------|----------------------------------|-------------------------------|----------------------------------|----------------------------------|------------------------------------|----------------------------------|--------|--|--|--|
| 7 José Reyes, S OBP: 0.403, SLG: 0.466 | K | | P5 | | | P6 | | FC6-4 IBB | | 1B | 4 | 0 | 1 | 0 | 1 | 1 | 1 | | | | | | | | | | |
| 4 Ben Johnson, R OBP: 0.250, SLG: 0.190 | 2B | | K | | | 1B | | FC6-4 FC5-4 | | K | 5 | 0 | 2 | 0 | 0 | 2 | 4 | | | | | | | | | | |
| 15 Carlos Beltrán, S OBP: 0.371, SLG: 0.498 | F8 | | G5-3 | | | G6-4-3 | | FC5-4 | | G4-3 | 5 | 0 | 0 | 0 | 0 | 0 | 4 | | | | | | | | | | |
| 21 Carlos Delgado, L OBP: 0.304, SLG: 0.407 | 2B | | | | | F8 | | HR | | 2B | 5 | 1 | 3 | 1 | 0 | 0 | 0 | | | | | | | | | | |
| 5 David Wright, R OBP: 0.365, SLG: 0.475 | P6 | | | | | K | | HR | | K | 5 | 1 | 1 | 1 | 0 | 2 | 3 | | | | | | | | | | |
| 16 Paul Lo Duca, R OBP: 0.360, SLG: 0.389 | | | | | | L9 | | HR | | G6-3 | 5 | 1 | 2 | 1 | 0 | 0 | 1 | | | | | | | | | | |
| 22 Jose Valentin, S OBP: 0.354, SLG: 0.458 | | | P3 | | | F8 | | HR | | G5-3 | 4 | 0 | 1 | 0 | 0 | 0 | 0 | | | | | | | | | | |
| 27 Carlos Gómez, R OBP: 0.255, SLG: 0.273 | | | | | | P3 | | | | G4-3 | 4 | 0 | 2 | 0 | 0 | 0 | 1 | | | | | | | | | | |
| 33 John Maine, R OBP: 0.217, SLG: 0.243 | | | | | | FC1-6 | | | | K | 2 | 0 | 0 | 0 | 0 | 0 | 0 | | | | | | | | | | |
| 3 Damon Eassey, R ERA: 3.38 | | | | | | | | | | | 0 | 0 | 0 | 0 | 0 | 0 | 0 | | | | | | | | | | |
| 25 Pedro Feliciano, L ERA: 1.71 | | | | | | | | | | | 0 | 0 | 0 | 0 | 0 | 0 | 0 | | | | | | | | | | |
| 13 Billy Wagner, L ERA: 1.71 | | | | | | | | | | | 0 | 0 | 0 | 0 | 0 | 0 | 0 | | | | | | | | | | |
| Julio Franco, R OBP: 0.294, SLG: 0.393 | | | | | | | | | | | 0 | 0 | 0 | 0 | 0 | 0 | 0 | | | | | | | | | | |
| 17 David Newhan OBP: 0.294, SLG: 0.393 | | | | | | | | | | | 0 | 0 | 0 | 0 | 0 | 0 | 0 | | | | | | | | | | |
| Scott Schoeneweis, L ERA: 7.17 | | | | | | | | | | | 0 | 0 | 0 | 0 | 0 | 0 | 0 | | | | | | | | | | |
| 35 Joe Smith, R ERA: 1.37 | | | | | | | | | | | 0 | 0 | 0 | 0 | 0 | 0 | 0 | | | | | | | | | | |
| Inning Stats | R: 0 E: 0 K: 1 S: 10 | H: 2 LOB: 2 BB: 0 P: 14 | R: 0 E: 0 K: 1 S: 10 | H: 2 LOB: 1 BB: 0 P: 12 | R: 0 E: 0 K: 1 S: 7 | H: 0 LOB: 0 BB: 0 P: 11 | R: 0 E: 0 K: 1 S: 12 | H: 0 LOB: 0 BB: 0 P: 16 | R: 0 E: 0 K: 0 S: 8 | H: 1 LOB: 1 BB: 0 P: 14 | R: 3 E: 0 K: 0 S: 12 | H: 4 LOB: 0 BB: 0 P: 18 | R: 0 E: 0 K: 1 S: 10 | H: 1 LOB: 2 BB: 0 P: 17 | R: 0 E: 0 K: 1 S: 10 | H: 0 LOB: 0 BB: 0 P: 16 | R: 0 E: 0 K: 1 S: 13 | H: 1 LOB: 2 BB: 0 P: 24 | R: 0 E: 0 K: 0 S: 10 | H: 1 LOB: 1 BB: 0 P: 16 | 1B: 7 2B: 2 3B: 0 HR: 3 | SF: 0 SAC: 0 DP: 1 HBP: 0 | WP: 0 PB: 0 SB: 1 CS: 0 | PA: 42 | | | |
| PITCHER | IP 7.0 | WLS 0 | BF 30 | H 10 | R 3 | ER 3 | SO 3 | BB 0 | IBB 1 | HBP 0 | BLK 0 | WP 0 | HR 3 | S 69 | P 102 | ERA 3.86 | WHIP 1.429 | | | | | | | | | | |
| 35 Cole Hamels, L ERA: 3.57 | 1.0 | | 3 | 0 | 0 | 0 | 1 | 0 | 0 | 0 | 0 | 0 | 0 | 10 | 16 | 0.00 | 0.000 | | | | | | | | | | |
| 44 Yoel Hernandez, R ERA: 3.38 | 1.0 | W | 5 | 1 | 0 | 0 | 1 | 1 | 0 | 0 | 0 | 0 | 0 | 13 | 24 | 0.00 | 2.000 | | | | | | | | | | |
| 59 Mike Zagurski, L ERA: 4.26 | 1.0 | S | 4 | 1 | 0 | 0 | 0 | 0 | 0 | 0 | 0 | 0 | 0 | 10 | 16 | 0.00 | 1.000 | | | | | | | | | | |

Philadelphia Phillies @ New York Mets
Shea Stadium, Flushing, NY
Thu Jun 07 2007, 7:10 PM EDT
Att. 43,398 - Partly Cloudy - 70 F

AB 40
R 3
H 12
RBI 3
BB 2
SO 7
LOB 17



| Batter | 1 | 2 | 3 | 4 | 5 | 6 | 7 | 8 | 9 | AB | R | H | RBI | BB | SO | LOB | TOP | | | | | |
|--|---|---|--|---|--|--|--|---------------------------------|-------------------------------|----------------------------------|-------------------------------|----------------------------------|-------------------------------|----------------------------------|------------------------------|----------------------------------|---|------------------------------------|----------------------------------|--------|--|--|
| 11 Jimmy Rollins, S OBP: 0.329, SLG: 0.504 | 1-1 6 HR 2B | | 4-2 BB | | 2-2 P5 | | 1-3 K | | 2-1 G4-6-3 | 4 | 1 | 1 | 0 | 1 | 1 | 3 | Philadelphia Phillies @ Kansas City Royals Kauffman Stadium, Kansas City, MO Fri Jun 08 2007, 7:10 PM CDT Att: 19,121 - Clear - 73 F | | | | | |
| 8 Shane Victorino, S OBP: 0.341, SLG: 0.382 | 1-1 P6 | | 3-2 F9 | | 0-0 2B | | 0-1 26 WP 1B | | | 4 | 0 | 2 | 0 | 0 | 0 | 2 | | | | | | |
| 26 Chase Utley, L OBP: 0.385, SLG: 0.556 | 1-3 K | | 2-3 K | | 1-3 K | | 3-3 K | | | 4 | 0 | 0 | 0 | 0 | 4 | 5 | | | | | | |
| 6 Ryan Howard, L OBP: 0.403, SLG: 0.524 | 2-2 2H HR | | 2-2 F7 | | 2-0 2B | | 2-3 K | | | 4 | 1 | 2 | 2 | 0 | 1 | 1 | | | | | | |
| Aaron Rowand, R OBP: 0.391, SLG: 0.493 | 2-2 G6-3 | | | 0-1 G6-4-3 1B | 2-1 F8 | | 2-3 K | | | 4 | 0 | 1 | 0 | 0 | 1 | 1 | | | | | | |
| Pat Burrell, R OBP: 0.378, SLG: 0.394 | | 1-2 G5-3 | | 0-0 G6-4-3 1-2F | 2-3 K | | 1-1 G5-3 | | | 4 | 0 | 0 | 0 | 0 | 1 | 2 | | | | | | |
| 19 Greg Dobbs, L OBP: 0.310, SLG: 0.528 | | 0-1 HR | | 1-1 F9 | 1-1 F7 | | | 1-1 2B | | 4 | 1 | 2 | 1 | 0 | 0 | 1 | | | | | | |
| Wes Helms, R OBP: 0.298, SLG: 0.311 | | 3-2 F8 | | 2-2 G5-3 | 1-0 8 1B 2B | | 0-3 K | | | 4 | 0 | 1 | 0 | 0 | 1 | 1 | | | | | | |
| 2 Rod Barajas, R OBP: 0.382, SLG: 0.408 | 1-1 F8 | | | 2-2 HR | 3-1 G6-3 | | 4-1 11 G4-6-3 BB | | | 3 | 1 | 1 | 1 | 1 | 0 | 1 | | | | | | |
| Inning Stats | R: 2 E: 0 K: 1 S: 18 | H: 2 LOB: 0 BB: 0 P: 25 | R: 1 E: 0 K: 0 S: 11 | H: 1 LOB: 1 BB: 0 P: 16 | R: 0 E: 0 K: 1 S: 14 | H: 0 LOB: 1 BB: 1 P: 24 | R: 0 E: 0 K: 0 S: 5 | H: 1 LOB: 0 BB: 0 P: 6 | R: 1 E: 0 K: 1 S: 16 | H: 2 LOB: 1 BB: 0 P: 23 | R: 0 E: 0 K: 1 S: 11 | H: 2 LOB: 2 BB: 0 P: 21 | R: 0 E: 0 K: 2 S: 11 | H: 0 LOB: 0 BB: 0 P: 16 | R: 0 E: 0 K: 1 S: 9 | H: 1 LOB: 1 BB: 1 P: 16 | 1B: 2 2B: 5 3B: 0 HR: 3 | SF: 0 SAC: 0 DP: 2 HBP: 0 | WP: 1 PB: 0 SB: 0 CS: 0 | PA: 37 | | |
| PITCHER | IP WLS BF H R ER SO BB IBB HBP BLK WP HR S P ERA WHIP | 5.0 W 21 6 4 4 3 1 0 0 0 0 3 64 94 7.20 1.400 | 1.1 H 4 1 0 0 1 0 0 0 0 0 0 11 18 0.00 1.000 | 0.2 H 4 2 0 0 1 0 0 0 0 0 0 8 13 0.00 3.000 | 0.2 H 2 0 0 0 2 0 0 0 0 1 0 10 15 0.00 0.000 | 1.0 H 5 1 0 0 2 1 0 0 0 0 0 13 21 0.00 2.000 | 0.2 S 1 0 0 0 0 0 0 0 0 0 0 2 4 0.00 0.000 | | | | | | | | | | | | | | | |

AB 35
R 4
H 10
RBI 4
BB 2
SO 9
LOB 17



| Batter | 1 | 2 | 3 | 4 | 5 | 6 | 7 | 8 | 9 | AB | R | H | RBI | BB | SO | LOB | BOTTOM | | | | |
|---|---|--|---|---|--|---|---------------------------------|--------------------------------------|-------------------------------|----------------------------------|-------------------------------|----------------------------------|------------------------------|----------------------------------|------------------------------|----------------------------------|---|------------------------------------|----------------------------------|--------|--|
| 9 David DeJesus, L OBP: 0.337, SLG: 0.386 | 0-1 29 1B | 1-0 15 HR 2B | | 2-1 24 G6-3 1B | | 3-3 K | 1-2 P4 | | | 5 | 1 | 3 | 1 | 0 | 1 | 2 | Philadelphia Phillies @ Kansas City Royals Kauffman Stadium, Kansas City, MO Fri Jun 08 2007, 7:10 PM CDT Att: 19,121 - Clear - 73 F | | | | |
| 15 Mark Grudzielanek, R OBP: 0.311, SLG: 0.382 | 1-0 F9 | 0-1 2H HR | | 0-0 F9 | | 2-2 K | 2-0 G5-3 | | | 5 | 1 | 2 | 2 | 0 | 0 | 4 | | | | | |
| 24 Mark Teahen, L OBP: 0.367, SLG: 0.412 | 1-3 K | 4-1 29 HR BB | | 0-0 G6-3 1-2F | | 1-3 K | | 1-0 4 FC1-6-5 29 S 1B | | 4 | 1 | 1 | 0 | 1 | 2 | 3 | | | | | |
| 29 Mike Sweeney, R OBP: 0.305, SLG: 0.418 | 1-1 K | 1-2 2H HR | | 1-2 F8 | | 1-2 K | | 2-3 K | | 5 | 1 | 2 | 2 | 0 | 2 | 2 | | | | | |
| 4 Alex Gordon, L OBP: 0.296, SLG: 0.306 | 1-1 F9 | 4-1 43 FC5-4 BB | | 2-1 L6 | | 2-0 F8 | 1-1 FC1-6-5 43 S 2B | | | 4 | 0 | 0 | 0 | 1 | 0 | 3 | | | | | |
| 43 Ryan Shealy, R OBP: 0.277, SLG: 0.320 | | 1-2 F8 FC5-4 | | 1-2 1 1B 1B | | 4-1 E 1 2B HBP | 0-1 F9 | | | 4 | 1 | 1 | 0 | 0 | 0 | 2 | | | | | |
| Jason LaRue, R OBP: 0.233, SLG: 0.333 | 1-1 1 1B 2 G4-3 2B | 2-2 F8 | | 2-1 1 1B | | 1-2 E7 1 2B 2 1B | | | | 4 | 2 | 3 | 0 | 0 | 0 | 0 | | | | | |
| 1 Tony Pena Jr., R OBP: 0.295, SLG: 0.349 | 2-2 2 G4-3 9 2B 1B | 1-0 G3-1 | | 0-1 2 FC6-4 1B | | 0-1 2 1B | 2-1 2 1B 2B | | | 4 | 1 | 3 | 1 | 0 | 0 | 0 | | | | | |
| 2 Joey Gathright, L OBP: 0.545, SLG: 0.636 | 0-1 G4-3 | | 3-3 K | | 0-0 FC6-4 | | 3-3 3H 1-2 1B | | | 4 | 0 | 1 | 2 | 0 | 1 | 4 | | | | | |
| Inning Stats | R: 0 E: 0 K: 1 S: 10 | H: 2 LOB: 2 BB: 0 P: 14 | R: 6 E: 0 K: 0 S: 24 | H: 5 LOB: 1 BB: 2 P: 40 | R: 0 E: 0 K: 1 S: 10 | H: 0 LOB: 0 BB: 0 P: 16 | R: 0 E: 0 K: 0 S: 4 | H: 1 LOB: 0 BB: 0 P: 6 | R: 0 E: 0 K: 3 S: 12 | H: 1 LOB: 1 BB: 0 P: 19 | R: 2 E: 1 K: 0 S: 18 | H: 3 LOB: 3 BB: 0 P: 31 | R: 0 E: 0 K: 1 S: 8 | H: 1 LOB: 1 BB: 0 P: 12 | R: 0 E: 0 K: 1 S: 8 | H: 1 LOB: 1 BB: 0 P: 12 | 1B: 11 2B: 3 3B: 0 HR: 2 | SF: 0 SAC: 0 DP: 1 HBP: 1 | WP: 0 PB: 0 SB: 2 CS: 0 | PA: 42 | |
| PITCHER | IP WLS BF H R ER SO BB IBB HBP BLK WP HR S P ERA WHIP | 1.2 L 14 4 0 0 1 2 0 0 0 0 2 31 50 32.40 5.400 | 3.1 H 13 4 0 0 1 0 0 0 0 0 0 30 45 0.00 1.200 | 1.1 H 3 2 2 3 0 0 0 0 0 0 0 19 35 13.50 2.250 | 0.2 H 3 1 0 0 0 0 0 0 0 0 0 11 15 0.00 1.500 | 1.0 H 4 1 0 0 1 0 0 0 0 0 0 8 12 0.00 1.000 | | | | | | | | | | | | | | | |

AB 39
R 8
H 16
RBI 8
BB 2
SO 6
LOB 20



| Batter | 1 | 2 | 3 | 4 | 5 | 6 | 7 | 8 | 9 | AB | R | H | RBI | BB | SO | LOB | TOP | | |
|--|---|---|--|----------------------------------|--------------------------------------|---------------------------------|---------------------------------------|----------------------------------|---------------------------------------|----------------------------------|--------------------------------------|----------------------------------|--------------------------------------|----------------------------------|--------------------------------------|----------------------------------|----------------------------------|------------------------------------|--|
| 11 Jimmy Rollins, S OBP: 0.324, SLG: 0.496 | 1-3 K | 1-2 G3 | | 1-2 G3-1 | | | 0-1 F7 | | | 4 | 0 | 0 | 0 | 0 | 1 | 3 | | | |
| 8 Shane Victorino, S OBP: 0.340, SLG: 0.379 | 1-1 26 1B | | 0-0 G1-3 | 0-1 G4-3 | | | 1-0 F7 | | | 4 | 0 | 1 | 0 | 0 | 0 | 1 | | | |
| 26 Chase Utley, L OBP: 0.383, SLG: 0.551 | 0-0 6 G3-6-1 1B | | 1-1 F8 | | 0-1 G5-3 | | | 3-2 G4-3 | | 4 | 0 | 1 | 0 | 0 | 0 | 0 | | | |
| 6 Ryan Howard, L OBP: 0.395, SLG: 0.510 | 2-1 G3-6-1 | | 2-3 K | | 1-3 K | | | 0-3 K | | 4 | 0 | 0 | 0 | 0 | 3 | 2 | | | |
| Aaron Rowand, R OBP: 0.392, SLG: 0.493 | | 0-0 19 1B | | 2-1 2B | | 1-1 L6 | | | | 4 | 2 | 2 | 0 | 0 | 1 | 0 | | | |
| Pat Burrell, R OBP: 0.381, SLG: 0.399 | | 4-1 19 1B | | 0-0 19 2B | | 1-2 F7 | | | 0-3 K | 3 | 1 | 1 | 1 | 1 | 1 | 0 | | | |
| 19 Greg Dobbs, L OBP: 0.325, SLG: 0.541 | | 0-0 | | 2-2 2B | | 1-3 K | | | 4-0 BB | 3 | 1 | 2 | 2 | 1 | 1 | 0 | | | |
| 9 Michael Bourn, L OBP: 0.366, SLG: 0.314 | | 1-2 2-H 1B | | 2-H 2B | | 2-3 K | | | 0-0 L7 | 0 | 0 | 0 | 0 | 0 | 0 | 0 | | | |
| Abraham Nunez, S OBP: 0.313, SLG: 0.323 | | 0-3 K | | 1-3 K | | 2-3 K | | | 1-2 F7 | 4 | 0 | 0 | 0 | 0 | 3 | 4 | | | |
| 2 Rod Barajas, R OBP: 0.376, SLG: 0.413 | 1-3 K | | | 0-1 11 G3-1 2B | | | 1-2 P3 | | 1-2 F7 | 4 | 0 | 1 | 1 | 0 | 1 | 3 | | | |
| Inning Stats | R: 0 H: 2 E: 0 K: 1 S: 8 | H: 2 LOB: 1 BB: 0 P: 12 | R: 1 H: 2 E: 0 K: 2 S: 12 | H: 2 LOB: 2 BB: 1 P: 18 | R: 0 H: 0 E: 0 K: 1 S: 6 | H: 0 LOB: 0 BB: 0 P: 9 | R: 3 H: 4 E: 0 K: 1 S: 16 | H: 4 LOB: 1 BB: 0 P: 22 | R: 0 H: 0 E: 0 K: 2 S: 10 | H: 0 LOB: 0 BB: 0 P: 14 | R: 0 H: 0 E: 0 K: 0 S: 9 | H: 0 LOB: 0 BB: 0 P: 11 | R: 0 H: 0 E: 0 K: 2 S: 9 | H: 0 LOB: 0 BB: 0 P: 12 | R: 0 H: 0 E: 0 K: 1 S: 7 | H: 0 LOB: 1 BB: 1 P: 12 | 1B: 5 2B: 3 3B: 0 HR: 0 | SF: 0 SAC: 0 DP: 1 HBP: 0 | WP: 0 PA: 36 PB: 0 SB: 1 CS: 0 |
| PITCHER | IP WLS BF H R ER SO BB IBB HBP BLK WP HR S P ERA WHIP | 7.0 L 29 8 4 4 8 1 0 0 0 0 0 68 95 5.14 1.286 | 2.0 W 7 0 0 0 3 1 0 0 0 0 0 16 24 0.00 0.500 | | | | | | | | | | | | | | | | |

Philadelphia Phillies @ Kansas City Royals
Kauffman Stadium, Kansas City, MO
Sat Jun 09 2007, 6:10 PM CDT
Att: 23,734 - Clear - 82 F

AB 34
R 4
H 8
RBI 4
BB 2
SO 11
LOB 13



| Batter | 1 | 2 | 3 | 4 | 5 | 6 | 7 | 8 | 9 | AB | R | H | RBI | BB | SO | LOB | BOTTOM | | | | |
|---|---|---|--------------------------------------|----------------------------------|---------------------------------------|----------------------------------|--------------------------------------|---------------------------------|---------------------------------------|----------------------------------|---------------------------------------|----------------------------------|--------------------------------------|---------------------------------|--------------------------------------|---------------------------------|--------------------------------------|----------------------------------|----------------------------------|------------------------------------|--|
| 9 David DeJesus, L OBP: 0.336, SLG: 0.384 | 1-1 32 S 1B | | 0-3 K | | | 0-1 F7 | | | 0-0 G4-3 | 4 | 0 | 1 | 0 | 0 | 1 | 0 | | | | | |
| 15 Mark Grudzielanek, R OBP: 0.366, SLG: 0.364 | 1-2 K | | | 1-1 G6-3 | | 0-2 F8 | | | 3-2 G4-3 | 4 | 0 | 0 | 0 | 0 | 1 | 1 | | | | | |
| 24 Mark Teahen, L OBP: 0.361, SLG: 0.404 | 0-3 K | | | 0-1 G4-3 | | 3-2 G3-1 | | | 2-2 G3 | 4 | 0 | 0 | 0 | 0 | 1 | 1 | | | | | |
| 32 Shane Costa, L OBP: 0.208, SLG: 0.239 | 3-2 K | | | 0-0 1B | | 1-1 F7 | | | | 3 | 0 | 1 | 0 | 0 | 1 | 1 | | | | | |
| 4 Alex Gordon, L OBP: 0.292, SLG: 0.301 | | 2-3 K | | 0-0 P2 | | 0-2 G3-1 | | | | 3 | 0 | 0 | 0 | 0 | 1 | 1 | | | | | |
| 14 John Buck, R OBP: 0.371, SLG: 0.578 | | 1-3 K | | | 0-2 2B | | 2-3 K | | | 3 | 0 | 1 | 0 | 0 | 2 | 0 | | | | | |
| 43 Ryan Shealy, R OBP: 0.271, SLG: 0.313 | | 2-3 K | | | 1-3 K | | | 1-3 K | | 3 | 0 | 0 | 0 | 0 | 3 | 1 | | | | | |
| 1 Tony Pena Jr., R OBP: 0.291, SLG: 0.344 | | | 0-1 B5-3 | | 1-0 L9 | | | 1-0 L4 | | 3 | 0 | 0 | 0 | 0 | 1 | | | | | | |
| 2 Joey Gathright, L OBP: 0.429, SLG: 0.500 | | | 2-2 G5-3 | | 0-3 K | | | 0-1 F7 | | 3 | 0 | 0 | 0 | 0 | 1 | 1 | | | | | |
| Inning Stats | R: 0 H: 1 E: 0 K: 3 S: 11 | H: 0 LOB: 0 BB: 0 P: 16 | R: 0 H: 0 E: 0 K: 3 S: 9 | H: 0 LOB: 0 BB: 0 P: 14 | R: 0 H: 0 E: 0 K: 1 S: 10 | H: 0 LOB: 0 BB: 0 P: 12 | R: 0 H: 1 E: 0 K: 0 S: 6 | H: 1 LOB: 1 BB: 0 P: 7 | R: 0 H: 1 E: 0 K: 2 S: 11 | H: 1 LOB: 0 BB: 0 P: 13 | R: 0 H: 0 E: 0 K: 0 S: 11 | H: 0 LOB: 0 BB: 0 P: 14 | R: 0 H: 0 E: 0 K: 1 S: 6 | H: 0 LOB: 0 BB: 0 P: 9 | R: 0 H: 0 E: 0 K: 1 S: 6 | H: 0 LOB: 0 BB: 0 P: 8 | R: 0 H: 0 E: 0 K: 0 S: 8 | H: 0 LOB: 0 BB: 0 P: 13 | 1B: 2 2B: 1 3B: 0 HR: 0 | SF: 0 SAC: 0 DP: 0 HBP: 0 | WP: 0 PA: 30 PB: 0 SB: 1 CS: 0 |
| PITCHER | IP WLS BF H R ER SO BB IBB HBP BLK WP HR S P ERA WHIP | 9.0 W 30 3 0 0 11 0 0 0 0 0 0 78 106 0.00 0.333 | | | | | | | | | | | | | | | | | | | |

Philadelphia Phillies @ Kansas City Royals
Kauffman Stadium, Kansas City, MO
Sat Jun 09 2007, 6:10 PM CDT
Att: 23,734 - Clear - 82 F

AB 30
R 0
H 3
RBI 0
BB 0
SO 11
LOB 7



| Batter | 1 | 2 | 3 | 4 | 5 | 6 | 7 | 8 | 9 | AB | R | H | RBI | BB | SO | LOB | TOP | | | | | | | | | | |
|---|-------------------------------|----------------------------------|------------------------------|----------------------------------|------------------------------|----------------------------------|------------------------------|----------------------------------|-------------------------------|----------------------------------|------------------------------|----------------------------------|------------------------------|----------------------------------|------------------------------|----------------------------------|---|----------------------------------|----------------------------------|------------------------------------|-------------------------|--------|--|--|--|--|--|
| Rob Mackowiak, L (1, 7) OBP: 0.311, SLG: 0.315 | G4-3 | | F8 | | G3-1 | | | F9 | | 3 | 0 | 0 | 0 | 0 | 0 | 2 | Chicago White Sox @ Philadelphia Phillies Citizens Bank Park, Philadelphia, PA Mon Jun 11 2007, 7:05 PM EDT Att: 31,989 - Cloudy - 74 F | | | | | | | | | | |
| 26 Andy González, R (8, PH) OBP: 0.250, SLG: 0.273 | 1B | | F8 | | | | | L8 | | 4 | 0 | 1 | 0 | 0 | 0 | 0 | | | | | | | | | | | |
| Tadahito Iguchi, R (1, 4) OBP: 0.339, SLG: 0.361 | 1B | | | | | | | | | 3 | 0 | 0 | 0 | 1 | 2 | 1 | | | | | | | | | | | |
| 12 A.J. Pierzynski, L (1, 2) OBP: 0.289, SLG: 0.411 | FC4-6 | | | | K | | | K | | 2 | 0 | 0 | 0 | 2 | 0 | 0 | | | | | | | | | | | |
| 14 Paul Konerko, R (1, 3) OBP: 0.339, SLG: 0.418 | BB | | | | F9 | | | | | 2 | 0 | 0 | 0 | 2 | 0 | 0 | | | | | | | | | | | |
| 23 Jermaine Dye, R (1, 9) OBP: 0.275, SLG: 0.399 | FC4 | | | | L9 | | | K | | 4 | 0 | 0 | 0 | 0 | 1 | 4 | | | | | | | | | | | |
| 5 Juan Uribe, R (1, 6) OBP: 0.284, SLG: 0.347 | | | K | | | | | | | 4 | 0 | 2 | 0 | 0 | 1 | 2 | | | | | | | | | | | |
| 30 Luis Terrero, R (1, 8) OBP: 0.362, SLG: 0.561 | | | G5-3 | | | | | | | 4 | 0 | 1 | 0 | 0 | 1 | 1 | | | | | | | | | | | |
| 22 Josh Fields, R (1, 5) OBP: 0.182, SLG: 0.143 | | | F8 | | | | | | | 3 | 0 | 1 | 0 | 0 | 1 | 2 | | | | | | | | | | | |
| Javier Vazquez, R (1, 1) OBP: 0.233, SLG: 0.243 | | | | | K | | | | | 2 | 0 | 0 | 0 | 0 | 1 | 2 | | | | | | | | | | | |
| 8 Alex Cintron, S (7, PH) OBP: 0.233, SLG: 0.243 | | | | | B1 | | | | | 1 | 0 | 0 | 0 | 0 | 0 | 1 | | | | | | | | | | | |
| Ryan Bukvich, R (7, 1) | | | | | | | | | | 0 | 0 | 0 | 0 | 0 | 0 | 0 | | | | | | | | | | | |
| 37 Matt Thornton, L (8, 1) | | | | | | | | | | 0 | 0 | 0 | 0 | 0 | 0 | 0 | | | | | | | | | | | |
| Inning Stats | R: 0 E: 0 K: 0 S: 10 | H: 1 LOB: 2 BB: 1 P: 18 | R: 0 E: 0 K: 1 S: 8 | H: 0 LOB: 0 BB: 0 P: 10 | R: 0 E: 0 K: 1 S: 9 | H: 0 LOB: 0 BB: 0 P: 13 | R: 0 E: 0 K: 1 S: 7 | H: 0 LOB: 0 BB: 0 P: 10 | R: 0 E: 0 K: 1 S: 12 | H: 2 LOB: 2 BB: 0 P: 18 | R: 0 E: 0 K: 1 S: 8 | H: 0 LOB: 0 BB: 0 P: 21 | R: 0 E: 0 K: 1 S: 6 | H: 1 LOB: 0 BB: 0 P: 10 | R: 0 E: 0 K: 1 S: 9 | H: 0 LOB: 1 BB: 0 P: 14 | R: 0 E: 0 K: 1 S: 12 | H: 1 LOB: 0 BB: 0 P: 20 | 1B: 5 2B: 0 3B: 0 HR: 0 | SF: 0 SAC: 0 DP: 1 HBP: 0 | WP: 0 PB: 0 CS: 0 | PA: 34 | | | | | |
| PITCHER | IP | WLS | BF | H | R | ER | SO | BB | IBB | HBP | BLK | WP | HR | S | P | ERA | WHIP | | | | | | | | | | |
| 23 Adam Eaton, R (1, 1) ERA: 5.42 | 7.0 | W | 27 | 4 | 0 | 0 | 5 | 3 | 0 | 0 | 0 | 0 | 0 | 60 | 100 | 0.00 | 1.000 | | | | | | | | | | |
| 59 Mike Zagurski, L (8, 1) ERA: 3.38 | 1.0 | H | 3 | 0 | 0 | 0 | 1 | 0 | 0 | 0 | 0 | 0 | 0 | 9 | 14 | 0.00 | 0.000 | | | | | | | | | | |
| Antonio Alfonseca, R (9, 1) ERA: 3.62 | 1.0 | S | 4 | 1 | 0 | 0 | 1 | 0 | 0 | 0 | 0 | 0 | 0 | 12 | 20 | 0.00 | 1.000 | | | | | | | | | | |

| Batter | 1 | 2 | 3 | 4 | 5 | 6 | 7 | 8 | 9 | AB | R | H | RBI | BB | SO | LOB | BOTTOM | | | | | | | | | | |
|--|-------------------------------|----------------------------------|------------------------------|----------------------------------|-------------------------------|----------------------------------|-------------------------------|----------------------------------|------------------------------|----------------------------------|-------------------------------|----------------------------------|------------------------------|----------------------------------|-------------------------------|----------------------------------|---|------------------------------------|-------------------------|--------|--|--|--|--|--|--|--|
| 11 Jimmy Rollins, S (1, 6) OBP: 0.328, SLG: 0.513 | G4-3 | | L3 | | | | | G5-3 | | 4 | 1 | 1 | 1 | 0 | 0 | 0 | Chicago White Sox @ Philadelphia Phillies Citizens Bank Park, Philadelphia, PA Mon Jun 11 2007, 7:05 PM EDT Att: 31,989 - Cloudy - 74 F | | | | | | | | | | |
| 8 Shane Victorino, S (1, 9) OBP: 0.340, SLG: 0.390 | L7 | | | | | | | K | | 4 | 0 | 1 | 0 | 0 | 2 | 0 | | | | | | | | | | | |
| 26 Chase Utley, L (1, 4) OBP: 0.381, SLG: 0.546 | F8 | | | | | | | | | 4 | 0 | 1 | 0 | 0 | 0 | 1 | | | | | | | | | | | |
| 6 Ryan Howard, L (1, 3) OBP: 0.397, SLG: 0.542 | F7 | | | | | | | | | 3 | 1 | 2 | 1 | 1 | 0 | 0 | | | | | | | | | | | |
| Aaron Rowand, R (1, 8) OBP: 0.387, SLG: 0.483 | P4 | | | | | | | | | 4 | 0 | 0 | 0 | 0 | 0 | 4 | | | | | | | | | | | |
| Pat Burrell, R (1, 7) OBP: 0.382, SLG: 0.410 | | | | | | | | | | 2 | 1 | 1 | 1 | 1 | 1 | 0 | | | | | | | | | | | |
| 9 Michael Bourn, L (7, FR) OBP: 0.366, SLG: 0.314 | HR | | | | | | | | | 0 | 0 | 0 | 0 | 0 | 0 | 0 | | | | | | | | | | | |
| 19 Greg Dobbs, L (1, 5) OBP: 0.317, SLG: 0.527 | | | | | | | | | | 3 | 0 | 0 | 0 | 0 | 0 | 1 | | | | | | | | | | | |
| Abraham Nunez, S (9, 5) OBP: 0.312, SLG: 0.315 | P6 | | | | | | | | | 0 | 0 | 0 | 0 | 0 | 0 | 0 | | | | | | | | | | | |
| 2 Rod Barajas, R (1, 2) OBP: 0.375, SLG: 0.403 | | | | | | | | | | 2 | 0 | 0 | 0 | 1 | 1 | 0 | | | | | | | | | | | |
| 23 Adam Eaton, R (1, 1) OBP: 0.133, SLG: 0.167 | | | | | | | | | | 2 | 0 | 0 | 0 | 0 | 1 | 0 | | | | | | | | | | | |
| Wes Helms, R (7, PH) OBP: 0.301, SLG: 0.305 | | | | | | | | | | 1 | 0 | 0 | 0 | 0 | 0 | 2 | | | | | | | | | | | |
| 59 Mike Zagurski, L (8, 1) | | | | | | | | | | 0 | 0 | 0 | 0 | 0 | 0 | 0 | | | | | | | | | | | |
| Antonio Alfonseca, R (9, 1) | | | | | | | | | | 0 | 0 | 0 | 0 | 0 | 0 | 0 | | | | | | | | | | | |
| Inning Stats | R: 0 E: 0 K: 0 S: 10 | H: 0 LOB: 0 BB: 0 P: 14 | R: 1 E: 0 K: 0 S: 9 | H: 1 LOB: 0 BB: 0 P: 11 | R: 0 E: 0 K: 1 S: 12 | H: 0 LOB: 0 BB: 0 P: 18 | R: 1 E: 0 K: 1 S: 10 | H: 1 LOB: 0 BB: 0 P: 16 | R: 0 E: 0 K: 1 S: 9 | H: 0 LOB: 0 BB: 0 P: 15 | R: 1 E: 0 K: 1 S: 12 | H: 2 LOB: 2 BB: 1 P: 21 | R: 0 E: 0 K: 0 S: 8 | H: 0 LOB: 2 BB: 2 P: 19 | R: 0 E: 0 K: 1 S: 11 | H: 2 LOB: 2 BB: 0 P: 17 | 1B: 3 2B: 0 3B: 0 HR: 3 | SF: 0 SAC: 0 DP: 1 HBP: 0 | WP: 0 PB: 0 CS: 0 | PA: 32 | | | | | | | |
| PITCHER | IP | WLS | BF | H | R | ER | SO | BB | IBB | HBP | BLK | WP | HR | S | P | ERA | WHIP | | | | | | | | | | |
| Javier Vazquez, R (1, 1) ERA: 4.15 | 6.0 | L | 23 | 4 | 3 | 3 | 4 | 0 | 1 | 0 | 0 | 0 | 0 | 62 | 95 | 4.50 | 0.667 | | | | | | | | | | |
| Ryan Bukvich, R (7, 1) ERA: 11.97 | 1.0 | | 4 | 0 | 0 | 0 | 0 | 1 | 1 | 0 | 0 | 0 | 0 | 8 | 19 | 0.00 | 1.000 | | | | | | | | | | |
| 37 Matt Thornton, L (8, 1) ERA: 4.0 | 1.0 | | 5 | 2 | 0 | 0 | 1 | 0 | 0 | 0 | 0 | 0 | 0 | 11 | 17 | 0.00 | 2.000 | | | | | | | | | | |



| Batter | 1 | 2 | 3 | 4 | 5 | 6 | 7 | 8 | 9 | AB | R | H | RBI | BB | SO | LOB | TOP | | | |
|--|---|----------------------------------|------------------------------|----------------------------------|------------------------------|----------------------------------|------------------------------|----------------------------------|-------------------------------|----------------------------------|-------------------------------|----------------------------------|------------------------------|----------------------------------|------------------------------|----------------------------------|----------------------------------|------------------------------------|-------------------------|--------|
| Tadahito Iguchi, R OBP: 0.333, SLG: 0.354 | F8 | | K | | G1-3 | | | G6-3 | | 4 | 0 | 0 | 0 | 0 | 1 | 0 | | | | |
| 26 Andy González, R OBP: 0.313, SLG: 0.286 | F9 | | BB | | | K | | 1B | | 3 | 0 | 1 | 0 | 1 | 1 | 0 | | | | |
| 14 Paul Konerko, R OBP: 0.337, SLG: 0.429 | HR | | L3 | | | G6-3 | | K | | 4 | 1 | 1 | 1 | 0 | 1 | 2 | | | | |
| 23 Jermaine Dye, R OBP: 0.279, SLG: 0.419 | HR | | | | G4-3 | | 2B | F7 | | 4 | 1 | 2 | 1 | 0 | 0 | 1 | | | | |
| 5 Juan Uribe, R OBP: 0.278, SLG: 0.339 | K | | | | F9 | | P5 | | G6-3 | 4 | 0 | 0 | 0 | 0 | 1 | 1 | | | | |
| 30 Luis Terrero, R OBP: 0.373, SLG: 0.614 | | G5-3 | | | HBP | | | K2-3 | | 3 | 1 | 1 | 1 | 0 | 1 | 0 | | | | |
| 22 Josh Fields, R OBP: 0.167, SLG: 0.130 | | | | | | | | | | | | | | | | | | | | |
| 46 Nick Masset, R OBP: 0.200, SLG: 0.257 | F8 | | K | | | | | G5-3 | | 2 | 0 | 0 | 0 | 0 | 1 | 1 | AB 33 | | | |
| 7 Jerry Owens, L OBP: 0.200, SLG: 0.257 | | | | | | | | | | 0 | 0 | 0 | 0 | 0 | 0 | 0 | R 3 | | | |
| Toby Hall, R OBP: 0.174, SLG: 0.217 | | | | | | | | | | 2 | 0 | 1 | 0 | 0 | 0 | 0 | H 7 | | | |
| 52 Jose Contreras, R OBP: 0.227, SLG: 0.236 | | | | | | | | | | 2 | 0 | 1 | 0 | 0 | 0 | 0 | RBI 3 | | | |
| Bret Prinz, R | | | | | | | | | | 0 | 0 | 0 | 0 | 0 | 0 | 0 | BB 1 | | | |
| | | | | | | | | | | 4 | 0 | 1 | 0 | 0 | 0 | 1 | SO 8 | | | |
| | | | | | | | | | | 1 | 0 | 0 | 0 | 0 | 1 | 1 | LOB 8 | | | |
| | | | | | | | | | | 2 | 0 | 0 | 0 | 0 | 1 | 1 | | | | |
| | | | | | | | | | | 0 | 0 | 0 | 0 | 0 | 0 | 0 | | | | |
| Inning Stats | R: 2 E: 0 K: 1 S: 11 | H: 2 LOB: 0 BB: 0 P: 16 | R: 0 E: 0 K: 1 S: 9 | H: 1 LOB: 1 BB: 0 P: 14 | R: 0 E: 0 K: 1 S: 5 | H: 0 LOB: 0 BB: 1 P: 10 | R: 0 E: 0 K: 1 S: 8 | H: 0 LOB: 1 BB: 0 P: 11 | R: 0 E: 0 K: 1 S: 13 | H: 1 LOB: 1 BB: 0 P: 13 | R: 0 E: 0 K: 1 S: 10 | H: 1 LOB: 1 BB: 0 P: 14 | R: 0 E: 0 K: 1 S: 9 | H: 1 LOB: 1 BB: 0 P: 12 | R: 1 E: 0 K: 0 S: 7 | H: 1 LOB: 0 BB: 0 P: 11 | 1B: 3 2B: 2 3B: 0 HR: 3 | SF: 0 SAC: 0 DP: 1 HBP: 1 | WP: 0 PB: 0 CS: 0 | PA: 35 |
| PITCHER | IP WLS BF H R ER SO BB IBB HBP BLK WP HR S P ERA WHIP | | | | | | | | | | | | | | | | | | | |
| 35 Cole Hamels, L ERA: 3.47 | (1, 1) 8.0 W 31 6 2 2 8 1 0 1 0 0 2 74 108 2.25 0.875 | | | | | | | | | | | | | | | | | | | |
| Geoff Geary, R ERA: 4.05 | (9, 1) 1.0 4 1 1 1 0 0 0 0 0 0 1 7 11 9.00 1.000 | | | | | | | | | | | | | | | | | | | |

Chicago White Sox @ Philadelphia Phillies
Citizens Bank Park, Philadelphia, PA
Tue Jun 12 2007, 7:05 PM EDT
Att: 34,529 - Drizzlie - 70 F

| | |
|-----|----|
| AB | 33 |
| R | 3 |
| H | 7 |
| RBI | 3 |
| BB | 1 |
| SO | 8 |
| LOB | 8 |



| Batter | 1 | 2 | 3 | 4 | 5 | 6 | 7 | 8 | 9 | AB | R | H | RBI | BB | SO | LOB | BOTTOM | | | |
|--|---|----------------------------------|-------------------------------|----------------------------------|------------------------------|----------------------------------|------------------------------|----------------------------------|-------------------------------|----------------------------------|------------------------------|---------------------------------|------------------------------|----------------------------------|------------------------------|---------------------------------|----------------------------------|------------------------------------|-------------------------|--------|
| 11 Jimmy Rollins, S OBP: 0.326, SLG: 0.511 | F8 | F9 | | 26 1B | P5 | | | F7 | | 5 | 1 | 1 | 0 | 0 | 0 | 2 | | | | |
| 8 Shane Victorino, S OBP: 0.338, SLG: 0.388 | BB | E4 | | L5 | | | | G4-3 | | 4 | 2 | 1 | 0 | 0 | 0 | 2 | | | | |
| 26 Chase Utley, L OBP: 0.390, SLG: 0.563 | BB | BB | | 1B | | | | G6-5-3 | | 3 | 2 | 3 | 4 | 1 | 0 | 0 | | | | |
| 6 Ryan Howard, L OBP: 0.394, SLG: 0.532 | K | G1-3 | | 1B | G6-4-3 | | | G6-5-3 | | 3 | 0 | 0 | 0 | 1 | 1 | 3 | | | | |
| Aaron Rowand, R OBP: 0.388, SLG: 0.479 | BB | | | G6-4-3 | | | | P3 | | 2 | 1 | 0 | 0 | 0 | 0 | 2 | | | | |
| Pat Burrell, R OBP: 0.384, SLG: 0.405 | BB | | | | | | | G5-3 | | 2 | 0 | 0 | 1 | 2 | 0 | 1 | | | | |
| 9 Michael Bourn, L OBP: 0.366, SLG: 0.314 | BB | | | F8 | | | | BB | | 0 | 0 | 0 | 0 | 0 | 0 | 0 | | | | |
| 19 Greg Dobbs, L OBP: 0.323, SLG: 0.526 | | | | | | | | | | 4 | 0 | 2 | 2 | 0 | 0 | 1 | | | | |
| Abraham Nunez, S OBP: 0.312, SLG: 0.315 | | | | | | | | | | 0 | 0 | 0 | 0 | 0 | 0 | 0 | AB 31 | | | |
| 2 Rod Barajas, R OBP: 0.370, SLG: 0.407 | F7 | | | G5-3 | | | | L3 | | 4 | 0 | 1 | 0 | 0 | 0 | 4 | R 7 | | | |
| 35 Cole Hamels, L OBP: 0.216, SLG: 0.257 | | | | | | | | | | 4 | 0 | 1 | 0 | 0 | 0 | 4 | RBI 7 | | | |
| 28 Jayson Werth, R OBP: 0.333, SLG: 0.388 | | | | | | | | | | 3 | 1 | 1 | 0 | 0 | 1 | 2 | BB 4 | | | |
| Geoff Geary, R | | | | | | | | | | 1 | 0 | 0 | 0 | 0 | 0 | 0 | SO 2 | | | |
| | | | | | | | | | | 0 | 0 | 0 | 0 | 0 | 0 | 0 | LOB 17 | | | |
| Inning Stats | R: 3 E: 0 K: 1 S: 18 | H: 2 LOB: 2 BB: 2 P: 39 | R: 2 E: 1 K: 0 S: 15 | H: 1 LOB: 0 BB: 0 P: 23 | R: 0 E: 0 K: 0 S: 9 | H: 1 LOB: 1 BB: 0 P: 13 | R: 2 E: 0 K: 0 S: 9 | H: 3 LOB: 1 BB: 1 P: 14 | R: 0 E: 0 K: 1 S: 20 | H: 1 LOB: 2 BB: 1 P: 30 | R: 0 E: 0 K: 0 S: 5 | H: 1 LOB: 0 BB: 0 P: 8 | R: 0 E: 0 K: 0 S: 6 | H: 0 LOB: 0 BB: 0 P: 11 | R: 0 E: 0 K: 0 S: 3 | H: 0 LOB: 0 BB: 0 P: 5 | 1B: 6 2B: 2 3B: 0 HR: 1 | SF: 0 SAC: 0 DP: 3 HBP: 2 | WP: 0 PB: 1 CS: 0 | PA: 37 |
| PITCHER | IP WLS BF H R ER SO BB IBB HBP BLK WP HR S P ERA WHIP | | | | | | | | | | | | | | | | | | | |
| 52 Jose Contreras, R ERA: 4.64 | (1, 1) 3.1 L 21 7 7 5 1 1 1 0 0 0 0 28 45 0.00 1.125 | | | | | | | | | | | | | | | | | | | |
| 46 Nick Masset, R ERA: 6.3 | (4, 1) 2.2 10 2 0 0 1 1 1 0 0 0 0 28 45 0.00 1.125 | | | | | | | | | | | | | | | | | | | |
| Bret Prinz, R ERA: 8.1 | (7, 1) 2.0 6 0 0 0 0 0 0 0 0 0 0 9 16 0.00 0.000 | | | | | | | | | | | | | | | | | | | |

Chicago White Sox @ Philadelphia Phillies
Citizens Bank Park, Philadelphia, PA
Tue Jun 12 2007, 7:05 PM EDT
Att: 34,529 - Drizzlie - 70 F

| | |
|-----|----|
| AB | 31 |
| R | 7 |
| H | 9 |
| RBI | 7 |
| BB | 4 |
| SO | 2 |
| LOB | 17 |



| Batter | 1 | 2 | 3 | 4 | 5 | 6 | 7 | 8 | 9 | AB | R | H | RBI | BB | SO | LOB | TOP | | | | | | | | | | | | | | | | |
|--|---|----------------------------------|-------------------------------|----------------------------------|------------------------------|----------------------------------|------------------------------|----------------------------------|------------------------------|----------------------------------|------------------------------|----------------------------------|------------------------------|----------------------------------|-------------------------------|----------------------------------|---|----------------------------------|----------------------------------|------------------------------------|----------------------------------|--------|--|--|--|--|--|--|--|--|--|--|--|
| 7 Jerry Owens, L (1, 7) OBP: 0.200, SLG: 0.250 | G6-3 | L7 | | | G4-3 | | G6-3 | | | 5 | 0 | 1 | 0 | 0 | 0 | 2 | Chicago White Sox @ Philadelphia Phillies Citizens Bank Park, Philadelphia, PA Wed Jun 13 2007, 1:05 PM EDT Att: 42,677 - Cloudy - 70 F | | | | | | | | | | | | | | | | |
| 8 Alex Cintron, S (1, 4) OBP: 0.250, SLG: 0.286 | 2B | | 1B | | 2B | | G6-3 | | 1B | 5 | 2 | 3 | 0 | 0 | 0 | 2 | | | | | | | | | | | | | | | | | |
| 25 Jim Thome, L (1, 3) OBP: 0.472, SLG: 0.547 | G2-3 | | 1B | | IBB | | | | 1B | 3 | 1 | 2 | 0 | 1 | 0 | 1 | | | | | | | | | | | | | | | | | |
| 23 Jermaine Dye, R (1, 9) OBP: 0.283, SLG: 0.430 | 2B | | 1B | | F9 | | | | 2B | 4 | 0 | 2 | 1 | 0 | 0 | 3 | | | | | | | | | | | | | | | | | |
| 12 A.J. Pierzynski, L (1, 2) OBP: 0.284, SLG: 0.402 | G6-3 | | G3 | | | | | | 2B | 4 | 0 | 0 | 1 | 0 | 0 | 2 | | | | | | | | | | | | | | | | | |
| 30 Luis Tterero, R (1, 8) OBP: 0.364, SLG: 0.574 | | HBP | | | F8 | | | | P6 | 3 | 1 | 0 | 0 | 0 | 0 | 1 | | | | | | | | | | | | | | | | | |
| 22 Josh Fields, R (1, 5) 57 Boone Logan, R (8, 1) | 1B | | BB | | | | | | K | 3 | 0 | 1 | 1 | 1 | 2 | 1 | | | | | | | | | | | | | | | | | |
| 5 Juan Uribe, R (1, 6) OBP: 0.276, SLG: 0.333 | K | | G6-4-3 | | | | | | K | 0 | 0 | 0 | 0 | 0 | 0 | 0 | | | | | | | | | | | | | | | | | |
| 50 John Danks, L (1, 1) Ryan Bukvich, R (5, 1) 37 Matt Thornton, L (6, 1) Rob Mackowiak, L (8, 5) OBP: 0.309, SLG: 0.313 | K | | | | | | | | G6-3 | 3 | 0 | 0 | 0 | 1 | 1 | 2 | | | | | | | | | | | | | | | | | |
| | | | | | | | | | G6-3 | 2 | 0 | 0 | 0 | 0 | 2 | 1 | | | | | | | | | | | | | | | | | |
| Inning Stats | R: 1 E: 0 K: 0 S: 13 | H: 2 LOB: 1 BB: 0 P: 22 | R: 1 E: 0 K: 2 S: 12 | H: 1 LOB: 1 BB: 0 P: 19 | R: 1 E: 0 K: 0 S: 8 | H: 2 LOB: 0 BB: 1 P: 11 | R: 0 E: 0 K: 0 S: 6 | H: 0 LOB: 0 BB: 1 P: 12 | R: 0 E: 0 K: 1 S: 7 | H: 1 LOB: 2 BB: 1 P: 18 | R: 0 E: 0 K: 1 S: 9 | H: 0 LOB: 0 BB: 0 P: 10 | R: 0 E: 1 K: 1 S: 8 | H: 0 LOB: 1 BB: 0 P: 10 | R: 1 E: 0 K: 1 S: 12 | H: 2 LOB: 1 BB: 0 P: 21 | R: 0 E: 0 K: 0 S: 10 | H: 1 LOB: 1 BB: 1 P: 18 | 1B: 5 2B: 4 3B: 0 HR: 0 | SF: 0 SAC: 0 DP: 3 HBP: 1 | WP: 0 PB: 0 SB: 1 CS: 0 | PA: 38 | | | | | | | | | | | |
| PITCHER | IP WLS BF H R ER SO BB IBB HBP BLK WP HR S P ERA WHIP | | | | | | | | | | | | | | | | | | | | | | | | | | | | | | | | |
| 38 Kyle Kendrick, R (1, 1) ERA: 4.9 | 6.0 | 25 | 6 | 3 | 3 | 4 | 1 | 1 | 1 | 0 | 0 | 0 | 55 | 92 | 4.50 | 1.167 | | | | | | | | | | | | | | | | | |
| 63 Ryan Madson, R (7, 1) ERA: 3.99 | 1.0 | W | 4 | 0 | 0 | 0 | 0 | 0 | 0 | 0 | 0 | 0 | 0 | 8 | 10 | 0.00 | 0.000 | | | | | | | | | | | | | | | | |
| 59 Mike Zagurski, L (8, 1) ERA: 4.32 | 0.1 | | 3 | 2 | 1 | 1 | 0 | 0 | 0 | 0 | 0 | 0 | 0 | 8 | 15 | 27.00 | 6.000 | | | | | | | | | | | | | | | | |
| 44 Yoel Hernandez, R (8, 1) ERA: 2.92 | 0.2 | | 2 | 0 | 0 | 0 | 1 | 0 | 0 | 0 | 0 | 0 | 0 | 4 | 6 | 0.00 | 0.000 | | | | | | | | | | | | | | | | |
| Antonio Alfonseca, R (9, 1) ERA: 3.49 | 1.0 | | 4 | 1 | 0 | 0 | 0 | 1 | 0 | 0 | 0 | 0 | 0 | 10 | 18 | 0.00 | 2.000 | | | | | | | | | | | | | | | | |

| Batter | 1 | 2 | 3 | 4 | 5 | 6 | 7 | 8 | 9 | AB | R | H | RBI | BB | SO | LOB | BOTTOM | | | | | | | | | | | | | | | | |
|--|---|----------------------------------|-------------------------------|----------------------------------|-------------------------------|----------------------------------|-------------------------------|----------------------------------|-------------------------------|----------------------------------|-------------------------------|----------------------------------|-------------------------------|----------------------------------|----------------------------------|------------------------------------|---|--------|--|--|--|--|--|--|--|--|--|--|--|--|--|--|--|
| 11 Jimmy Rollins, S (1, 6) OBP: 0.324, SLG: 0.503 | P6 | G1-3 | | | G6-3 | | F8 | | | 4 | 0 | 0 | 0 | 1 | 0 | 2 | Chicago White Sox @ Philadelphia Phillies Citizens Bank Park, Philadelphia, PA Wed Jun 13 2007, 1:05 PM EDT Att: 42,677 - Cloudy - 70 F | | | | | | | | | | | | | | | | |
| 8 Shane Victorino, S (1, 8) OBP: 0.339, SLG: 0.386 | BB | | P6 | | 1B | | | | K | 4 | 1 | 1 | 0 | 1 | 1 | 2 | | | | | | | | | | | | | | | | | |
| 26 Chase Utley, L (1, 4) OBP: 0.393, SLG: 0.566 | 1B | | F8 | | BB | | | | K | 4 | 1 | 2 | 1 | 1 | 1 | 0 | | | | | | | | | | | | | | | | | |
| 6 Ryan Howard, L (1, 3) OBP: 0.389, SLG: 0.521 | P5 | | BB | | K | | | | K | 5 | 0 | 1 | 0 | 0 | 3 | 4 | | | | | | | | | | | | | | | | | |
| Pat Burrell, R (1, 7) OBP: 0.386, SLG: 0.401 | G5-3 | | BB | | G5-3 | | | | 1B | 2 | 0 | 0 | 0 | 2 | 0 | 3 | | | | | | | | | | | | | | | | | |
| 9 Michael Bourn, L (7, PR) OBP: 0.366, SLG: 0.314 | | | BB | | | | | | HR | 0 | 1 | 0 | 0 | 0 | 0 | 0 | | | | | | | | | | | | | | | | | |
| 28 Jayson Werth, R (1, 9) OBP: 0.333, SLG: 0.386 | | F7 | | | K | | | | 1B | 3 | 1 | 1 | 0 | 0 | 1 | 2 | | | | | | | | | | | | | | | | | |
| 63 Ryan Madson, L (7, 1) Abraham Nunez, S (7, PH) OBP: 0.317, SLG: 0.320 | | | | | | | | | HR | 0 | 0 | 0 | 0 | 0 | 0 | 0 | | | | | | | | | | | | | | | | | |
| Wes Helms, R (1, 5) OBP: 0.306, SLG: 0.329 | | HR | | | L9 | | | | P4 | 4 | 1 | 2 | 1 | 0 | 0 | 2 | | | | | | | | | | | | | | | | | |
| 59 Mike Zagurski, L (8, 1) 44 Yoel Hernandez, R (8, 1) Antonio Alfonseca, R (9, 1) | | | | | | | | | 1B | 0 | 0 | 0 | 0 | 0 | 0 | 0 | | | | | | | | | | | | | | | | | |
| 2 Rod Barajas, R (1, 2) OBP: 0.365, SLG: 0.393 | K | | | | K | | | | HR | 3 | 1 | 0 | 0 | 1 | 3 | 2 | | | | | | | | | | | | | | | | | |
| 38 Kyle Kendrick, R (1, 1) Aaron Rowand, R (6, PH) OBP: 0.389, SLG: 0.492 | 1B | | | | K | | | | HR | 2 | 0 | 1 | 0 | 0 | 1 | 0 | | | | | | | | | | | | | | | | | |
| | | | | | | | | | HR | 2 | 1 | 1 | 5 | 0 | 0 | 1 | | | | | | | | | | | | | | | | | |
| Inning Stats | R: 1 E: 0 K: 0 S: 9 | H: 1 LOB: 1 BB: 1 P: 20 | R: 1 E: 0 K: 1 S: 15 | H: 2 LOB: 0 BB: 0 P: 19 | R: 0 E: 0 K: 2 S: 11 | H: 0 LOB: 0 BB: 0 P: 15 | R: 0 E: 0 K: 1 S: 15 | H: 1 LOB: 2 BB: 1 P: 25 | R: 1 E: 0 K: 1 S: 14 | H: 2 LOB: 2 BB: 1 P: 22 | R: 5 E: 0 K: 1 S: 19 | H: 3 LOB: 1 BB: 2 P: 33 | R: 0 E: 0 K: 3 S: 12 | H: 0 LOB: 0 BB: 0 P: 14 | 1B: 7 2B: 1 3B: 0 HR: 2 | SF: 0 SAC: 0 DP: 0 HBP: 0 | WP: 0 PB: 0 SB: 1 CS: 0 | PA: 40 | | | | | | | | | | | | | | | |
| PITCHER | IP WLS BF H R ER SO BB IBB HBP BLK WP HR S P ERA WHIP | | | | | | | | | | | | | | | | | | | | | | | | | | | | | | | | |
| 50 John Danks, L (1, 1) ERA: 4.34 | 4.2 | 22 | 5 | 2 | 2 | 5 | 3 | 0 | 0 | 0 | 0 | 0 | 0 | 12 | 17 | 9.00 | 2.000 | | | | | | | | | | | | | | | | |
| Ryan Bukvich, R (5, 1) ERA: 10.8 | 1.0 | | 5 | 2 | 1 | 1 | 0 | 0 | 0 | 0 | 0 | 0 | 0 | 12 | 17 | 9.00 | 2.000 | | | | | | | | | | | | | | | | |
| 37 Matt Thornton, L (6, 1) ERA: 6.05 | 1.1 | L | 10 | 3 | 5 | 5 | 2 | 1 | 0 | 0 | 0 | 1 | 23 | 41 | 33.75 | 3.750 | | | | | | | | | | | | | | | | | |
| 57 Boone Logan, L (8, 1) ERA: 3.79 | 1.0 | | 3 | 0 | 0 | 0 | 0 | 0 | 0 | 0 | 0 | 0 | 12 | 14 | 0.00 | 0.000 | | | | | | | | | | | | | | | | | |

| Batter | 1 | 2 | 3 | 4 | 5 | 6 | 7 | 8 | 9 | AB | R | H | RBI | BB | SO | LOB | TOP | | | | | |
|---|-------------------------------|----------------------------------|-------------------------------|----------------------------------|------------------------------|----------------------------------|------------------------------|----------------------------------|-------------------------------|----------------------------------|-------------------------------|----------------------------------|------------------------------|---------------------------------|------------------------------|---------------------------------|-------------------------------|----------------------------------|----------------------------------|------------------------------------|----------------------------------|--------|
| 28 Curtis Granderson, L (1.8) OBP: 0.343, SLG: 0.567 | L7 | K | | | | SF9 30 2B | SH5-3 14 1B | E4 14 1B 3 FC4-6 | L9 | 6 | 3 | 2 | 0 | 0 | 1 | 1 | | | | | | |
| 14 Placido Polanco, R (1.4) OBP: 0.385, SLG: 0.431 | F9 | | G6-3 | | | HR 30 2B | SH5-3 | FC4-6 3 | | 4 | 1 | 2 | 0 | 0 | 0 | 0 | | | | | | |
| 3 Gary Sheffield, R (1.7) OBP: 0.394, SLG: 0.545 | BB | | F9 | | | SF9 | G5-3 | FC4-6 30 G5-4-3 | | 3 | 0 | 0 | 2 | 1 | 0 | 2 | | | | | | |
| 30 Magglio Ordonez, R (1.9) OBP: 0.440, SLG: 0.656 | F8 | | F9 | | | HR 1-3 3-H | 9 BB 1B | G5-4-3 | | 4 | 2 | 1 | 1 | 1 | 0 | 2 | | | | | | |
| 9 Carlos Guillen, S (1.6) OBP: 0.375, SLG: 0.523 | | 2B 1B | | | | F8 | K | G4-3 | | 4 | 2 | 1 | 0 | 1 | 1 | 2 | | | | | | |
| 8 Nefti Perez, S (8.6) OBP: 0.220, SLG: 0.268 | | | | | | | 1B 2B | | | 0 | 0 | 0 | 0 | 0 | 0 | 0 | | | | | | |
| Ivan Rodriguez, R (1.2) OBP: 0.312, SLG: 0.478 | 1B 2B E | | G6-3 | | | G6-3 | HR | G6-3 | | 5 | 3 | 3 | 5 | 0 | 0 | 0 | | | | | | |
| Sean Casey, L (1.3) OBP: 0.351, SLG: 0.366 | 2B E | 1B | | | | 1B | 2B | F7 | | 5 | 0 | 4 | 3 | 0 | 0 | 0 | | | | | | |
| 15 Brandon Inge, R (1.5) OBP: 0.349, SLG: 0.453 | | K | | | | F8 | IBB | | | 3 | 0 | 0 | 0 | 2 | 2 | 3 | | | | | | |
| 36 Jeremy Bonderman, R (1.1) ERA: 4.21 | | K | | | | | | | | 4 | 1 | 1 | 0 | 0 | 3 | 6 | | | | | | |
| 34 Tim Lincecum, L (7.1) ERA: 3.12 | | | | | | | | | | 0 | 0 | 0 | 0 | 0 | 0 | 0 | | | | | | |
| 56 Fernando Rodney, R (8.1) ERA: 5.68 | | | | | | | | | | 0 | 0 | 0 | 0 | 0 | 0 | 0 | | | | | | |
| 33 Marcus Thames, R (8. PH) ERA: 4.67 | | | | | | | | | | 1 | 0 | 0 | 0 | 0 | 1 | 0 | | | | | | |
| 44 Bobby Seay, L (9.1) ERA: 5.26 | | | | | | | | | | 0 | 0 | 0 | 0 | 0 | 0 | 0 | | | | | | |
| 59 Todd Jones, L (9.1) ERA: 5.26 | | | | | | | | | | 0 | 0 | 0 | 0 | 0 | 0 | 0 | | | | | | |
| Inning Stats | R: 0 E: 0 K: 0 S: 10 | H: 0 LOB: 1 BB: 1 P: 18 | R: 2 E: 1 K: 3 S: 14 | H: 3 LOB: 1 BB: 0 P: 22 | R: 0 E: 0 K: 0 S: 5 | H: 0 LOB: 0 BB: 0 P: 12 | R: 0 E: 0 K: 0 S: 8 | H: 1 LOB: 1 BB: 0 P: 12 | R: 5 E: 0 K: 2 S: 22 | H: 6 LOB: 2 BB: 1 P: 32 | R: 4 E: 0 K: 1 S: 15 | H: 3 LOB: 2 BB: 3 P: 34 | R: 1 E: 1 K: 0 S: 4 | H: 1 LOB: 0 BB: 0 P: 7 | R: 0 E: 0 K: 0 S: 6 | H: 0 LOB: 0 BB: 0 P: 7 | R: 0 E: 0 K: 2 S: 10 | H: 0 LOB: 0 BB: 0 P: 19 | 1B: 8 2B: 5 3B: 0 HR: 1 | SF: 1 SAC: 1 DP: 1 HBP: 0 | WP: 0 PB: 0 SB: 0 CS: 0 | PA: 46 |
| PITCHER | IP | WLS | BF | H | R | ER | SO | BB | IBB | HBP | BLK | WP | HR | S | P | ERA | WHIP | | | | | |
| 21 Jon Lieber, R (1.1) ERA: 4.21 | 5.0 | L | 27 | 10 | 7 | 6 | 5 | 1 | 1 | 0 | 0 | 0 | 1 | 59 | 96 | 10.80 | 2.200 | | | | | |
| 54 Francisco Del Rosario, R (8.1) ERA: 6.64 | 1.0 | | 9 | 3 | 4 | 4 | 1 | 2 | 1 | 0 | 0 | 0 | 0 | 15 | 34 | 36.00 | 5.000 | | | | | |
| Jose Mesa, R (7.1) ERA: 10.8 | 2.0 | | 7 | 1 | 1 | 0 | 0 | 0 | 0 | 0 | 0 | 0 | 0 | 10 | 14 | 0.00 | 0.500 | | | | | |
| 44 Yoel Hernandez, R (9.1) ERA: 2.7 | 1.0 | | 3 | 0 | 0 | 0 | 2 | 0 | 0 | 0 | 0 | 0 | 0 | 10 | 19 | 0.00 | 0.000 | | | | | |

Detroit Tigers @ Philadelphia Phillies
Citizens Bank Park, Philadelphia, PA
Fri Jun 15 2007, 7:05 PM EDT
Att: 42,719 - Overcast - 70 F

AB 39
R 12
H 14
RBI 11
BB 5
SO 8
LOB 16



| Batter | 1 | 2 | 3 | 4 | 5 | 6 | 7 | 8 | 9 | AB | R | H | RBI | BB | SO | LOB | BOTTOM | | | | | |
|--|-------------------------------|----------------------------------|-------------------------------|----------------------------------|------------------------------|----------------------------------|------------------------------|----------------------------------|-------------------------------|----------------------------------|-------------------------------|----------------------------------|-------------------------------|----------------------------------|-------------------------------|----------------------------------|-------------------------------|----------------------------------|----------------------------------|------------------------------------|----------------------------------|--------|
| 11 Jimmy Rollins, S (1.6) OBP: 0.328, SLG: 0.532 | HR | | K | | | | P3 | 3B | | 5 | 2 | 3 | 3 | 0 | 1 | 1 | | | | | | |
| 8 Shane Victorino, S (1.9) OBP: 0.340, SLG: 0.398 | G6-3 | | 1B | | | | G3 | P6 | | 5 | 1 | 2 | 2 | 0 | 0 | 1 | | | | | | |
| 26 Chase Utley, L (1.4) OBP: 0.393, SLG: 0.567 | F7 | | F7 | | | | HR | 2B | | 5 | 0 | 2 | 0 | 0 | 0 | 1 | | | | | | |
| 6 Ryan Howard, L (1.3) OBP: 0.385, SLG: 0.530 | HR | | K | | | | K | | | 5 | 1 | 1 | 1 | 0 | 3 | 3 | | | | | | |
| Aaron Rowand, R (1.8) OBP: 0.393, SLG: 0.492 | 1B | | | | | | F8 | F9 | | 4 | 0 | 2 | 0 | 1 | 0 | 1 | | | | | | |
| Pat Burrell, R (1.7) OBP: 0.386, SLG: 0.395 | | BB | | | | | K | F7 | | 3 | 0 | 0 | 0 | 2 | 1 | 1 | | | | | | |
| 19 Greg Dobbs, L (1.5) OBP: 0.326, SLG: 0.542 | | L8 | | | | | HR | 51 2B | | 4 | 2 | 1 | 1 | 1 | 1 | 4 | | | | | | |
| 2 Rod Barajas, R (1.2) OBP: 0.355, SLG: 0.379 | P4 | | | | | | G4-3 | L4 | | 3 | 0 | 0 | 0 | 0 | 0 | 2 | | | | | | |
| Jose Mesa, R (7.1) ERA: 10.8 | | | | | | | | | | 0 | 0 | 0 | 0 | 0 | 0 | 0 | | | | | | |
| Wes Helms, R (8. PH) OBP: 0.304, SLG: 0.327 | | | | | | | | | | 1 | 0 | 0 | 0 | 0 | 0 | 1 | | | | | | |
| 44 Yoel Hernandez, R (9.1) ERA: 2.7 | | | | | | | | | | 0 | 0 | 0 | 0 | 0 | 0 | 0 | | | | | | |
| 21 Jon Lieber, L (1.1) ERA: 4.21 | | | | | | | | | | 1 | 0 | 0 | 0 | 0 | 1 | 1 | | | | | | |
| 9 Michael Bourn, L (8. PH) ERA: 3.92 | | | | | | | | | | 1 | 0 | 0 | 0 | 0 | 0 | 0 | | | | | | |
| 54 Francisco Del Rosario, R (8.1) ERA: 6.64 | | | | | | | | | | 0 | 0 | 0 | 0 | 0 | 0 | 0 | | | | | | |
| 51 Carlos Ruiz, R (7.2) OBP: 0.323, SLG: 0.405 | | | | | | | G4-3 | 8 HR | | 2 | 2 | 2 | 1 | 0 | 0 | 0 | | | | | | |
| Inning Stats | R: 2 E: 0 K: 0 S: 14 | H: 3 LOB: 1 BB: 0 P: 21 | R: 0 E: 0 K: 1 S: 10 | H: 0 LOB: 1 BB: 1 P: 19 | R: 0 E: 0 K: 2 S: 8 | H: 1 LOB: 1 BB: 0 P: 14 | R: 0 E: 0 K: 0 S: 8 | H: 1 LOB: 1 BB: 0 P: 12 | R: 1 E: 0 K: 1 S: 11 | H: 2 LOB: 1 BB: 0 P: 17 | R: 1 E: 0 K: 1 S: 11 | H: 1 LOB: 0 BB: 0 P: 18 | R: 2 E: 0 K: 1 S: 17 | H: 3 LOB: 1 BB: 0 P: 29 | R: 2 E: 0 K: 0 S: 16 | H: 2 LOB: 1 BB: 1 P: 28 | R: 0 E: 0 K: 1 S: 18 | H: 0 LOB: 2 BB: 2 P: 29 | 1B: 5 2B: 2 3B: 1 HR: 5 | SF: 0 SAC: 0 DP: 0 HBP: 0 | WP: 0 PB: 0 SB: 2 CS: 0 | PA: 43 |
| PITCHER | IP | WLS | BF | H | R | ER | SO | BB | IBB | HBP | BLK | WP | HR | S | P | ERA | WHIP | | | | | |
| 38 Jeremy Bonderman, R (1.1) ERA: 3.92 | 6.0 | W | 27 | 9 | 5 | 5 | 5 | 1 | 0 | 0 | 0 | 0 | 1 | 23 | 41 | 16.20 | 2.400 | | | | | |
| 34 Tim Lincecum, L (7.1) ERA: 3.12 | 1.2 | | 9 | 3 | 3 | 3 | 1 | 1 | 0 | 0 | 0 | 0 | 0 | 8 | 12 | 0.00 | 3.000 | | | | | |
| 56 Fernando Rodney, R (8.1) ERA: 5.68 | 0.1 | | 2 | 1 | 0 | 0 | 0 | 0 | 0 | 0 | 0 | 0 | 0 | 8 | 12 | 0.00 | 3.000 | | | | | |
| 44 Bobby Seay, L (9.1) ERA: 4.67 | 0.2 | | 3 | 0 | 0 | 0 | 0 | 1 | 0 | 0 | 0 | 0 | 0 | 12 | 19 | 0.00 | 1.500 | | | | | |
| 59 Todd Jones, R (9.1) ERA: 5.26 | 0.1 | | 2 | 0 | 0 | 0 | 1 | 1 | 0 | 0 | 0 | 0 | 0 | 6 | 10 | 0.00 | 3.000 | | | | | |

Detroit Tigers @ Philadelphia Phillies
Citizens Bank Park, Philadelphia, PA
Fri Jun 15 2007, 7:05 PM EDT
Att: 42,719 - Overcast - 70 F

AB 39
R 8
H 13
RBI 8
BB 4
SO 7
LOB 16



| Batter | 1 | 2 | 3 | 4 | 5 | 6 | 7 | 8 | 9 | AB | R | H | RBI | BB | SO | LOB | TOP | | | | | |
|---|---|---|---|---|---|--|--|----------------------------------|------------------------------|----------------------------------|------------------------------|----------------------------------|-------------------------------|----------------------------------|-------------------------------|----------------------------------|-------------------------------|----------------------------------|-----------------------------------|------------------------------------|----------------------------------|--------|
| 28 Curtis Granderson, L (1, 8) OBP: 0.349, SLG: 0.579 20 Omar Infante, R (7, PH) OBP: 0.355, SLG: 0.382 | 1-2 30 1B | | 2-2 14 G5-3 | | | 2-2 G3-1 | | 2-2 G1-3 | 2-3 K | | 3 | 1 | 2 | 0 | 0 | 0 | 0 | | | | | |
| 14 Placido Polanco, R (1, 4) OBP: 0.380, SLG: 0.426 | 1-1 F7 | | 2-2 G5-3 | | | 1-0 G4-3 | | 4-0 1B 30 2B | 2-1 FC5 | | 4 | 1 | 0 | 0 | 1 | 0 | 4 | | | | | |
| Craig Monroe, R (1, 7) OBP: 0.287, SLG: 0.432 | 1-2 P2 | | 0-0 F9 | | | 1-1 P4 | | 3-2 1B 30 2B | | | 5 | 1 | 1 | 2 | 0 | 0 | 2 | | | | | |
| 30 Magglio Ordonez, R (1, 9) OBP: 0.447, SLG: 0.657 | 2-2 1B | | | | 0-0 G6-3 | | 4-1 BB | 1-1 1B | | | 3 | 0 | 2 | 3 | 2 | 0 | 0 | | | | | |
| Sean Casey, L (1, 3) OBP: 0.343, SLG: 0.357 56 Fernando Rodney, R (7, 1) Mike Maroth, L (9, PH) 59 Todd Jones, L (9, 1) | | 1-2 G6-3 | | | 1-1 G5-3 | | 0-1 G4-3 | | 3-2 P5 | | 4 | 0 | 0 | 0 | 0 | 0 | 2 | | | | | |
| Ivan Rodriguez, R (1, 2) OBP: 0.309, SLG: 0.469 | | 1-0 G6-3 | | | 3-2 1B | | 0-1 F9 | | 1-1 1B 15 1B | | 5 | 1 | 2 | 0 | 0 | 0 | 1 | | | | | |
| 15 Brandon Inge, R (1, 5) OBP: 0.351, SLG: 0.455 | | 4-2 BB | | | 1-3 K | | 2-1 1B 9 1B | 2-1 FC5 9 1B | | | 3 | 1 | 2 | 0 | 1 | 1 | 1 | | | | | |
| 8 Neifi Perez, S (1, 6) OBP: 0.213, SLG: 0.259 9 Carlos Guillen, S (7, PH) OBP: 0.376, SLG: 0.536 | | 0-0 G3 | | | 1-2 G6-3 | | 2-1 1B 20 G1-3 | 1-2 FC5 14 | | | 2 | 0 | 0 | 0 | 0 | 0 | 1 | | | | | |
| 35 Justin Verlander, R (1, 1) 3 Gary Sheffield, R (7, PH) 44 Bobby Seay, L (7, 1) 33 Marcus Thames, R (7, 3) | | | | | 0-1 G4-3 | | 2-3 K | 2-0 1B 20 G1-3 | 2-3 K | | 2 | 0 | 0 | 0 | 0 | 1 | 0 | | | | | |
| Inning Stats | R: 1 E: 0 K: 0 S: 12 | H: 2 LOB: 1 BB: 0 P: 17 | R: 0 E: 0 K: 0 S: 9 | H: 0 LOB: 1 BB: 1 P: 15 | R: 0 E: 0 K: 0 S: 10 | H: 1 LOB: 1 BB: 0 P: 14 | R: 0 E: 0 K: 1 S: 14 | H: 1 LOB: 1 BB: 0 P: 19 | R: 0 E: 0 K: 1 S: 9 | H: 0 LOB: 0 BB: 1 P: 14 | R: 0 E: 0 K: 0 S: 6 | H: 0 LOB: 1 BB: 1 P: 12 | R: 5 E: 0 K: 0 S: 18 | H: 5 LOB: 1 BB: 1 P: 36 | R: 1 E: 0 K: 2 S: 15 | H: 3 LOB: 2 BB: 2 P: 25 | R: 0 E: 0 K: 0 S: 10 | H: 0 LOB: 1 BB: 1 P: 18 | 1B: 10 2B: 2 3B: 0 HR: 0 | SF: 0 SAC: 0 DP: 0 HBP: 0 | WP: 1 PB: 0 SB: 1 CS: 0 | PA: 42 |
| PITCHER | IP WLS BF H R ER SO BB IBB HBP BLK WP HR S P ERA WHIP | 6.1 L 1 1 0 0 2 2 0 0 0 0 0 66 101 4.26 1.263 | 0.0 H 1 0 0 0 0 0 0 0 0 0 0 3 3 ∞ ∞ | 0.1 B 7 5 4 4 0 0 1 0 0 0 0 15 29 108.00 15.000 | 1.0 S 3 0 0 0 2 0 0 0 0 0 0 8 14 0.00 0.000 | 1.0 WLS BF H R ER SO BB IBB HBP BLK WP HR S P ERA WHIP | 9.1 L 4 0 0 0 0 1 0 0 0 0 0 10 18 0.00 1.000 | | | | | | | | | | | | | | | |

Detroit Tigers @ Philadelphia Phillies
Citizens Bank Park, Philadelphia, PA
Sun Jun 17 2007, 1:35 PM EDT
Att: 45,537 - Sunny - 85 F

| | |
|-----|----|
| AB | 38 |
| R | 7 |
| H | 12 |
| RBI | 7 |
| BB | 4 |
| SO | 4 |
| LOB | 18 |



| Batter | 1 | 2 | 3 | 4 | 5 | 6 | 7 | 8 | 9 | AB | R | H | RBI | BB | SO | LOB | BOTTOM | | | | | |
|--|---|--|---|--|---|---|--|---------------------------------|-------------------------------|----------------------------------|-------------------------------|----------------------------------|-------------------------------|----------------------------------|-------------------------------|----------------------------------|------------------------------|----------------------------------|----------------------------------|------------------------------------|----------------------------------|--------|
| 11 Jimmy Rollins, S (1, 6) OBP: 0.324, SLG: 0.520 | 3-1 F7 | | 2-3 K | | | 2-2 F7 | | 0-1 P4 | 2-2 1B 8 S | | 5 | 0 | 1 | 1 | 0 | 1 | 5 | | | | | |
| 8 Shane Victorino, S (1, 9) OBP: 0.346, SLG: 0.411 | 1-3 K2-3 | | 2-1 F8 | | | 1-3 K | | 0-1 1B 26 1B | 4-2 BB | | 4 | 0 | 1 | 0 | 1 | 2 | 0 | | | | | |
| 26 Chase Utley, L (1, 4) OBP: 0.397, SLG: 0.572 | 0-2 F7 | | 0-1 2B 6 F9 | | | 0-1 1B | | 0-1 1B | 1-2 G5-3 | | 5 | 1 | 3 | 0 | 0 | 2 | | | | | | |
| 6 Ryan Howard, L (1, 3) OBP: 0.377, SLG: 0.514 | | 1-2 F8 | | | 1-0 F9 | | 1-3 K | | 0-3 K | | 5 | 0 | 0 | 0 | 0 | 2 | 4 | | | | | |
| Aaron Rowand, R (1, 8) OBP: 0.401, SLG: 0.508 28 Jayson Werth, R (8, 7) OBP: 0.329, SLG: 0.380 | | 4-1 1B 19 HBP | | | 2-2 2B 3 H | | 1-3 K | | 1-1 L9 | | 3 | 1 | 1 | 1 | 1 | 2 | | | | | | |
| 19 Greg Dobbs, L (1, 7) OBP: 0.331, SLG: 0.553 Wes Helms, R (7, PH) OBP: 0.302, SLG: 0.325 9 Michael Bourn, L (8, 8) OBP: 0.364, SLG: 0.316 | | 2-2 1B 23 1B | | | 1-1 G5-3 | | 1-2 K | | 3-3 K | | 2 | 1 | 1 | 0 | 0 | 1 | | | | | | |
| Abraham Nunez, S (1, 5) OBP: 0.324, SLG: 0.336 | | 0-0 1B 23 1B | | | 2-3 K | | 1-0 G3 | | 2-2 1B 2 G4-3 | | 5 | 1 | 2 | 1 | 0 | 1 | 2 | | | | | |
| 51 Carlos Ruiz, R (1, 2) OBP: 0.327, SLG: 0.405 2 Rod Barajas, R (8, 2) OBP: 0.352, SLG: 0.375 | | 1-0 F4 | | | 0-0 F8 | | 4-0 1B 23 1B | | 0-1 G4-3 | | 2 | 0 | 0 | 0 | 1 | 0 | 2 | | | | | |
| 23 Adam Eaton, R (1, 1) OBP: 0.182, SLG: 0.212 Geoff Geary, R (7, 1) 59 Mike Zagurski, L (7, 1) 44 Yoel Hernandez, R (7, 1) Jose Mesa, R (8, 1) Pat Burrell, R (8, PH) OBP: 0.305, SLG: 0.387 48 Brian Sanches, R (9, 1) | | 0-0 1B | | | 2-0 G5-3 | | 3-1 1B | | 3-3 K | | 3 | 0 | 2 | 1 | 0 | 0 | | | | | | |
| Inning Stats | R: 0 E: 0 K: 1 S: 8 | H: 0 LOB: 0 BB: 0 P: 12 | R: 1 E: 0 K: 1 S: 12 | H: 2 LOB: 3 BB: 1 P: 22 | R: 1 E: 0 K: 0 S: 10 | H: 2 LOB: 1 BB: 0 P: 16 | R: 0 E: 0 K: 1 S: 5 | H: 0 LOB: 0 BB: 0 P: 9 | R: 0 E: 0 K: 2 S: 12 | H: 1 LOB: 1 BB: 1 P: 18 | R: 1 E: 0 K: 1 S: 12 | H: 2 LOB: 2 BB: 1 P: 21 | R: 0 E: 0 K: 2 S: 12 | H: 2 LOB: 2 BB: 0 P: 16 | R: 1 E: 0 K: 1 S: 21 | H: 2 LOB: 2 BB: 1 P: 33 | R: 0 E: 0 K: 0 S: 8 | H: 1 LOB: 1 BB: 0 P: 14 | 1B: 9 2B: 2 3B: 1 HR: 0 | SF: 0 SAC: 0 DP: 0 HBP: 1 | WP: 0 PB: 0 SB: 1 CS: 0 | PA: 43 |
| PITCHER | IP WLS BF H R ER SO BB IBB HBP BLK WP HR S P ERA WHIP | 6.0 W 28 3 3 3 6 1 1 1 0 0 0 9 98 4.50 1.333 | 0.2 H 4 2 0 0 1 0 0 0 0 0 0 9 10 0.00 3.000 | 1.1 H 7 2 1 1 2 1 0 0 0 0 0 24 39 6.75 2.250 | 1.0 S 4 1 0 0 0 0 0 0 0 0 0 8 14 0.00 1.000 | IP WLS BF H R ER SO BB IBB HBP BLK WP HR S P ERA WHIP | 9.1 L 4 0 0 0 0 1 0 0 0 0 0 10 18 0.00 1.000 | | | | | | | | | | | | | | | |

Detroit Tigers @ Philadelphia Phillies
Citizens Bank Park, Philadelphia, PA
Sun Jun 17 2007, 1:35 PM EDT
Att: 45,537 - Sunny - 85 F

| | |
|-----|----|
| AB | 39 |
| R | 4 |
| H | 12 |
| RBI | 4 |
| BB | 3 |
| SO | 9 |
| LOB | 22 |



| Batter | 1 | 2 | 3 | 4 | 5 | 6 | 7 | 8 | 9 | AB | R | H | RBI | BB | SO | LOB | TOP | | | | | | | | | |
|---|-------------------------------|----------------------------------|------------------------------|---------------------------------|------------------------------|---------------------------------|------------------------------|----------------------------------|-------------------------------|----------------------------------|-------------------------------|----------------------------------|------------------------------|---------------------------------|-------------------------------|----------------------------------|---|-------------------------------|----------------------------------|----------------------------------|------------------------------------|----------------------------------|--------|--|--|--|
| 11 Jimmy Rollins, S OBP: 0.324, SLG: 0.516 9 Michael Bourn, L OBP: 0.347, SLG: 0.325 | P4 | | F9 | | | | | F8 | FC5 1B | 2 | 0 | 0 | 0 | 0 | 0 | 0 | Philadelphia Phillies @ Cleveland Indians Jacobs Field, Cleveland, OH Mon Jun 18 2007, 7:05 PM EDT Att: 18,710 - Partly Cloudy - 89 F | | | | | | | | | |
| 8 Shane Victorino, S OBP: 0.379, SLG: 0.408 | 1B | | L8 | | | | | HBP | FC5 1B | 4 | 0 | 1 | 0 | 0 | 0 | 6 | | | | | | | | | | |
| 26 Chase Utley, L OBP: 0.396, SLG: 0.570 19 Greg Dobbs, L OBP: 0.328, SLG: 0.548 | 1B | | | G4-3 | | | | K | | 3 | 0 | 1 | 0 | 0 | 1 | 0 | | | | | | | | | | |
| 6 Ryan Howard, L OBP: 0.379, SLG: 0.530 | K | | | F7 | | | | HBP | FC5-4 1B | 4 | 1 | 2 | 1 | 0 | 1 | 2 | | | | | | | | | | |
| Aaron Rowand, R OBP: 0.396, SLG: 0.500 | K | | | G5-3 | | | | F9 | FC5-4 1B | 4 | 0 | 0 | 0 | 0 | 1 | 4 | | | | | | | | | | |
| 28 Jayson Werth, R OBP: 0.337, SLG: 0.387 | | G6-3 | | | | | | K | FC6-4 HBP 1B | 4 | 0 | 2 | 0 | 0 | 1 | 0 | | | | | | | | | | |
| Wes Helms, R OBP: 0.307, SLG: 0.325 | | F7 | | | | | | K | FC6-4 HBP 1B | 3 | 0 | 1 | 0 | 0 | 1 | 1 | | | | | | | | | | |
| Abraham Nunez, S OBP: 0.322, SLG: 0.333 | | F8 | | | | | | K | FC6-4 HBP 1B | 4 | 0 | 1 | 0 | 0 | 0 | 3 | | | | | | | | | | |
| 51 Carlos Ruiz, R OBP: 0.320, SLG: 0.395 | | | F9 | | | | | F8 | FC6-5 FC5 1B | 4 | 0 | 0 | 0 | 0 | 1 | 4 | | | | | | | | | | |
| Inning Stats | R: 0 E: 0 K: 2 S: 13 | H: 2 LOB: 2 BB: 0 P: 18 | R: 0 E: 0 K: 0 S: 5 | H: 0 LOB: 0 BB: 0 P: 9 | R: 0 E: 0 K: 0 S: 6 | H: 0 LOB: 0 BB: 0 P: 9 | R: 0 E: 0 K: 0 S: 7 | H: 0 LOB: 0 BB: 0 P: 12 | R: 0 E: 0 K: 1 S: 20 | H: 1 LOB: 3 BB: 0 P: 27 | R: 1 E: 0 K: 2 S: 10 | H: 1 LOB: 0 BB: 0 P: 14 | R: 0 E: 0 K: 0 S: 4 | H: 1 LOB: 2 BB: 0 P: 5 | R: 0 E: 0 K: 1 S: 10 | H: 1 LOB: 3 BB: 0 P: 15 | | R: 0 E: 0 K: 1 S: 15 | H: 3 LOB: 3 BB: 0 P: 21 | 1B: 8 2B: 0 3B: 0 HR: 1 | SF: 0 SAC: 0 DP: 1 HBP: 3 | WP: 0 PB: 0 SB: 0 CS: 0 | PA: 38 | | | |
| PITCHER | IP | WLS | BF | H | R | ER | SO | BB | IBB | HBP | BLK | WP | HR | S | P | ERA | WHIP | | | | | | | | | |
| 31 Cliff Lee, L ERA: 3.48 | (1, 1) | 7.0 | W | 27 | 5 | 1 | 1 | 5 | 0 | 0 | 2 | 0 | 0 | 1 | 65 | 94 | 1.29 | 0.714 | | | | | | | | |
| 46 Aaron Fultz, L ERA: 1.93 | (8, 1) | 1.0 | | 5 | 1 | 0 | 0 | 1 | 0 | 0 | 1 | 0 | 0 | 10 | 15 | 0.00 | 1.000 | | | | | | | | | |
| Fernando Cabrera, R ERA: 4.61 | (9, 1) | 1.0 | | 6 | 3 | 0 | 0 | 1 | 0 | 0 | 0 | 0 | 0 | 15 | 21 | 0.00 | 3.000 | | | | | | | | | |

| | |
|-----|----|
| AB | 35 |
| R | 1 |
| H | 9 |
| RBI | 1 |
| BB | 0 |
| SO | 7 |
| LOB | 21 |



| Batter | 1 | 2 | 3 | 4 | 5 | 6 | 7 | 8 | 9 | AB | R | H | RBI | BB | SO | LOB | BOTTOM | | | | | | | | | |
|--|-------------------------------|----------------------------------|-------------------------------|----------------------------------|------------------------------|----------------------------------|------------------------------|----------------------------------|------------------------------|----------------------------------|-------------------------------|----------------------------------|-------------------------------|----------------------------------|------------------------------|---|----------------------------------|----------------------------------|------------------------------------|----------------------------------|--------|--|--|--|--|--|
| 24 Grady Sizemore, L OBP: 0.404, SLG: 0.474 | FC6-4 1B | | | | | | | | | 3 | 2 | 0 | 2 | 1 | 0 | Philadelphia Phillies @ Cleveland Indians Jacobs Field, Cleveland, OH Mon Jun 18 2007, 7:05 PM EDT Att: 18,710 - Partly Cloudy - 89 F | | | | | | | | | | |
| 29 Josh Barfield, R OBP: 0.289, SLG: 0.348 | FC6-4 1B | F8 | | | SF9 | IBB | | F8 | BB | 4 | 0 | 2 | 3 | 0 | 1 | | | | | | | | | | | |
| Casey Blake, R OBP: 0.368, SLG: 0.480 | FC6-4 2B | | F9 | | | | | G6-3 | | 3 | 1 | 0 | 1 | 0 | 3 | | | | | | | | | | | |
| 41 Victor Martinez, S OBP: 0.379, SLG: 0.540 | K | | G6-4-3 1B | | | | | K | | 4 | 0 | 1 | 0 | 0 | 2 | | | | | | | | | | | |
| 2 Johnny Peralta, R OBP: 0.356, SLG: 0.482 Mike Rouse, L OBP: 0.196, SLG: 0.130 | 2B | | G6-4-3 | | | | | G6-3 | G6-3 | 4 | 0 | 1 | 1 | 0 | 0 | | | | | | | | | | | |
| Jason Michaels, R OBP: 0.341, SLG: 0.459 | | | F9 | | | | | K | HBP | 3 | 3 | 2 | 1 | 1 | 0 | | | | | | | | | | | |
| 25 Ryan Garko, R OBP: 0.353, SLG: 0.454 | K | | G3-1 | | | | | K | HBP | 3 | 1 | 0 | 0 | 0 | 2 | | | | | | | | | | | |
| Franklin Gutierrez, R OBP: 0.250, SLG: 0.385 | | | G5-3 | | | | | K | | 4 | 1 | 1 | 0 | 0 | 1 | | | | | | | | | | | |
| 10 Kelly Shoppach, R OBP: 0.458, SLG: 0.656 | HR | | | | | | | G5-3 | | 4 | 2 | 2 | 4 | 0 | 1 | | | | | | | | | | | |
| Inning Stats | R: 2 E: 0 K: 1 S: 12 | H: 3 LOB: 1 BB: 0 P: 16 | R: 3 E: 0 K: 2 S: 15 | H: 3 LOB: 0 BB: 0 P: 21 | R: 0 E: 0 K: 0 S: 7 | H: 1 LOB: 0 BB: 0 P: 12 | R: 0 E: 0 K: 0 S: 7 | H: 0 LOB: 0 BB: 0 P: 14 | R: 1 E: 0 K: 1 S: 7 | H: 1 LOB: 1 BB: 0 P: 14 | R: 3 E: 0 K: 1 S: 15 | H: 2 LOB: 2 BB: 2 P: 33 | R: 1 E: 0 K: 2 S: 13 | H: 1 LOB: 0 BB: 0 P: 20 | R: 0 E: 0 K: 0 S: 8 | | H: 0 LOB: 1 BB: 1 P: 14 | 1B: 6 2B: 3 3B: 0 HR: 2 | SF: 1 SAC: 0 DP: 1 HBP: 2 | WP: 0 PB: 0 SB: 2 CS: 0 | PA: 38 | | | | | |
| PITCHER | IP | WLS | BF | H | R | ER | SO | BB | IBB | HBP | BLK | WP | HR | S | P | ERA | WHIP | | | | | | | | | |
| 35 Cole Hamels, L ERA: 3.82 | (1, 1) | 5.0 | L | 22 | 8 | 6 | 6 | 4 | 0 | 0 | 1 | 0 | 0 | 1 | 48 | 77 | 10.80 | 1.600 | | | | | | | | |
| Geoff Geary, R ERA: 5.00 | (6, 1) | 1.0 | | 8 | 2 | 3 | 3 | 1 | 1 | 1 | 1 | 0 | 0 | 0 | 15 | 33 | 27.00 | 3.000 | | | | | | | | |
| 48 Brian Sanches, R ERA: 3.0 | (7, 1) | 2.0 | | 8 | 1 | 1 | 1 | 2 | 1 | 0 | 0 | 0 | 0 | 1 | 21 | 34 | 4.50 | 1.000 | | | | | | | | |

| | |
|-----|----|
| AB | 32 |
| R | 10 |
| H | 11 |
| RBI | 10 |
| BB | 3 |
| SO | 7 |
| LOB | 10 |



| Batter | 1 | 2 | 3 | 4 | 5 | 6 | 7 | 8 | 9 | AB | R | H | RBI | BB | SO | LOB | TOP | | | |
|--|--|--|--|--|--|--|--|--|--|--|--|--|--|--|--|--|---|------------------------------------|----------------------------------|--------|
| 11 Jimmy Rollins, S OBP: 0.325, SLG: 0.515 | 0-0 26 HBP 6 1B | 1-0 F9 | | | 0-3 K | | 2-1 8 HBP 26 1B | | 2-3 K | 5 | 2 | 2 | 0 | 0 | 2 | 1 | Philadelphia Phillies @ Cleveland Indians Jacobs Field, Cleveland, OH Tue Jun 19 2007, 7:05 PM EDT Att: 17,371 - Overcast - 75 F | | | |
| 8 Shane Victorino, S OBP: 0.348, SLG: 0.406 | 0-1 P6 | 3-2 G6-4-3 | | | 2-2 G1-3 | | 1-2 26 1B HBP | | 1-0 26 S 6 2B | 4 | 1 | 1 | 0 | 0 | 0 | 2 | | | | |
| 26 Chase Utley, L OBP: 0.399, SLG: 0.567 | 1-0 6 1B 2B HBP | | | 0-1 G4-3 | | | 0-1 P5 | | 4-2 6 2B BB | 3 | 2 | 1 | 2 | 1 | 0 | 0 | | | | |
| 6 Ryan Howard, L OBP: 0.384, SLG: 0.554 | 2-0 2B 1B | | | 0-2 HR | | 1-2 G1-3 | G3 | | 1-2 19 2B 2B | 5 | 3 | 3 | 4 | 0 | 0 | 2 | | | | |
| Aaron Rowand, R OBP: 0.389, SLG: 0.490 | 2-1 P4 | | | 0-1 P3 | | 0-1 G1-3 | | 1-2 K | 1-2 F8 | 5 | 0 | 0 | 0 | 0 | 1 | 3 | | | | |
| Pat Burrell, R OBP: 0.380, SLG: 0.389 | 0-2 2B | | | 1-3 K | | 1-2 F8 | | 3-3 K | 0-0 FC5 2B | 4 | 0 | 1 | 2 | 0 | 2 | 0 | | | | |
| 19 Greg Dobbs, L OBP: 0.333, SLG: 0.560 | 1-H 3-H 2B | | | | | | | | 2-H 2B | 1 | 0 | 1 | 1 | 0 | 0 | 0 | | | | |
| 28 Jayson Werth, R OBP: 0.352, SLG: 0.385 | 1-2 E5 | | | 0-2 G1-3 | | 4-2 8 HBP 11 1B 26 1B BB | | 1-0 BB 1B | 4-1 FC5 BB | 3 | 1 | 1 | 0 | 2 | 0 | 1 | | | | |
| 9 Michael Bourn, L OBP: 0.370, SLG: 0.325 | 2-3 FC5 BB | | | | | 1-1 SAFE K | | 4-2 SAFE BB 1B | 1-0 FC5 | 3 | 0 | 0 | 0 | 1 | 1 | 3 | | | | |
| Wes Helms, R OBP: 0.306, SLG: 0.319 | 1-1 F8 | | | 1-1 G5-3 | | 1-1 SAFE K | | 1-2 BB | 1-2 2B | 1 | 0 | 0 | 0 | 0 | 0 | 2 | | | | |
| Abraham Nunez, S OBP: 0.320, SLG: 0.331 | | | | | | | | | 2-3 2B | 4 | 0 | 1 | 0 | 0 | 0 | 3 | | | | |
| 51 Carlos Ruiz, R OBP: 0.318, SLG: 0.392 | | 0-1 G6-4-3 1B | | 0-0 F9 | | | | 0-0 F7 | | | | | | | | | | | | |
| Inning Stats | R: 3 E: 1 K: 0 S: 15 | H: 3 LOB: 2 BB: 0 P: 22 | R: 0 E: 0 K: 0 S: 8 | H: 1 LOB: 0 BB: 0 P: 12 | R: 1 E: 0 K: 1 S: 10 | H: 1 LOB: 0 BB: 0 P: 11 | R: 0 E: 0 K: 0 S: 6 | H: 0 LOB: 0 BB: 0 P: 7 | R: 0 E: 0 K: 1 S: 9 | H: 0 LOB: 0 BB: 0 P: 11 | R: 2 E: 0 K: 1 S: 19 | H: 2 LOB: 2 BB: 1 P: 28 | R: 0 E: 0 K: 2 S: 10 | H: 1 LOB: 2 BB: 1 P: 19 | R: 3 E: 0 K: 1 S: 16 | H: 3 LOB: 2 BB: 2 P: 29 | 1B: 7 2B: 3 3B: 0 HR: 1 | SF: 0 SAC: 0 DP: 1 HBP: 2 | WP: 0 PB: 0 SB: 1 CS: 0 | PA: 44 |
| PITCHER | IP WLS BF H R ER SO | IP WLS BF H R ER SO | IP WLS BF H R ER SO | IP WLS BF H R ER SO | IP WLS BF H R ER SO | IP WLS BF H R ER SO | IP WLS BF H R ER SO | IP WLS BF H R ER SO | IP WLS BF H R ER SO | IP WLS BF H R ER SO | IP WLS BF H R ER SO | IP WLS BF H R ER SO | IP WLS BF H R ER SO | IP WLS BF H R ER SO | IP WLS BF H R ER SO | IP WLS BF H R ER SO | ERA WHIP | ERA WHIP | | |
| Jason Stanford, L ERA: 4.97 | (1, 1) 6.2 L 29 6 6 6 3 | (1, 1) 6.2 L 29 6 6 6 3 | (1, 1) 6.2 L 29 6 6 6 3 | (1, 1) 6.2 L 29 6 6 6 3 | (1, 1) 6.2 L 29 6 6 6 3 | (1, 1) 6.2 L 29 6 6 6 3 | (1, 1) 6.2 L 29 6 6 6 3 | (1, 1) 6.2 L 29 6 6 6 3 | (1, 1) 6.2 L 29 6 6 6 3 | (1, 1) 6.2 L 29 6 6 6 3 | (1, 1) 6.2 L 29 6 6 6 3 | (1, 1) 6.2 L 29 6 6 6 3 | (1, 1) 6.2 L 29 6 6 6 3 | (1, 1) 6.2 L 29 6 6 6 3 | (1, 1) 6.2 L 29 6 6 6 3 | (1, 1) 6.2 L 29 6 6 6 3 | 8.10 1.050 | 8.10 1.050 | | |
| 46 Aaron Fultz, L ERA: 1.8 | (7, 1) 1.1 7 2 0 0 2 | (7, 1) 1.1 7 2 0 0 2 | (7, 1) 1.1 7 2 0 0 2 | (7, 1) 1.1 7 2 0 0 2 | (7, 1) 1.1 7 2 0 0 2 | (7, 1) 1.1 7 2 0 0 2 | (7, 1) 1.1 7 2 0 0 2 | (7, 1) 1.1 7 2 0 0 2 | (7, 1) 1.1 7 2 0 0 2 | (7, 1) 1.1 7 2 0 0 2 | (7, 1) 1.1 7 2 0 0 2 | (7, 1) 1.1 7 2 0 0 2 | (7, 1) 1.1 7 2 0 0 2 | (7, 1) 1.1 7 2 0 0 2 | (7, 1) 1.1 7 2 0 0 2 | (7, 1) 1.1 7 2 0 0 2 | 0.00 2.250 | 0.00 2.250 | | |
| Roberto Hernandez, R ERA: 6.23 | (9, 1) 1.0 8 3 3 3 1 | (9, 1) 1.0 8 3 3 3 1 | (9, 1) 1.0 8 3 3 3 1 | (9, 1) 1.0 8 3 3 3 1 | (9, 1) 1.0 8 3 3 3 1 | (9, 1) 1.0 8 3 3 3 1 | (9, 1) 1.0 8 3 3 3 1 | (9, 1) 1.0 8 3 3 3 1 | (9, 1) 1.0 8 3 3 3 1 | (9, 1) 1.0 8 3 3 3 1 | (9, 1) 1.0 8 3 3 3 1 | (9, 1) 1.0 8 3 3 3 1 | (9, 1) 1.0 8 3 3 3 1 | (9, 1) 1.0 8 3 3 3 1 | (9, 1) 1.0 8 3 3 3 1 | (9, 1) 1.0 8 3 3 3 1 | 27.00 5.000 | 27.00 5.000 | | |

| Batter | 1 | 2 | 3 | 4 | 5 | 6 | 7 | 8 | 9 | AB | R | H | RBI | BB | SO | LOB | BOTTOM | | | | | |
|---|--|--|--|--|--|--|--|--|--|--|--|--|--|--|--|--|---|----------------------------------|-----------------------------------|------------------------------------|----------------------------------|--------|
| 24 Grady Sizemore, L OBP: 0.404, SLG: 0.473 | 2-2 29 FC6-4 1B | | 3-2 G4-3 | 0-3 K | | | 1-0 G4-3 | | 1-1 29 FC6-4 1B | 5 | 0 | 2 | 0 | 0 | 1 | 3 | Philadelphia Phillies @ Cleveland Indians Jacobs Field, Cleveland, OH Tue Jun 19 2007, 7:05 PM EDT Att: 17,371 - Overcast - 75 F | | | | | |
| 29 Josh Barfield, R OBP: 0.284, SLG: 0.341 | 0-0 FC6-4 41 FC4-6 | | 2-1 G6-3 | | 2-0 P6 | | 2-0 G5-3 | | 0-1 FC6-4 41 1B 2B | 5 | 1 | 0 | 0 | 0 | 0 | 3 | | | | | | |
| 41 Victor Martinez, S OBP: 0.376, SLG: 0.533 | 3-1 FC4-6 48 E | | 2-2 G3-1 | | 2-1 L6 | | | 2-2 L3 | 1-1 2B 1B | 5 | 0 | 1 | 0 | 0 | 0 | 1 | | | | | | |
| 48 Travis Hafner, L OBP: 0.401, SLG: 0.435 | 2-1 E6 | | | 4-1 G3-1 25 1B BB | 1-2 F7 | | | 1-0 G5-3 | 0-0 L9 | 4 | 1 | 0 | 0 | 1 | 0 | 3 | | | | | | |
| 2 Jhonny Peralta, R OBP: 0.360, SLG: 0.488 | 0-2 F8 | | | 0-0 25 1B 20 FC3-6 1B | | 1-2 F9 | | 1-0 25 1B BLK 1B | 1-1 2B 2B | 5 | 2 | 3 | 1 | 0 | 0 | 2 | | | | | | |
| Trot Nixon, L OBP: 0.329, SLG: 0.325 | | 2-1 F7 | | 0-1 G3-1 | | 0-0 F7 | | 4-2 25 1B BB | 2-2 F9 | 4 | 1 | 0 | 0 | 1 | 0 | 4 | | | | | | |
| 25 Ryan Garko, R OBP: 0.360, SLG: 0.475 | | 3-2 HR | | 1-0 20 FC3-6 1B | | 2-1 F8 | | 0-2 1B 1B | | 4 | 1 | 3 | 2 | 0 | 0 | 0 | | | | | | |
| 20 David Dellucci, L OBP: 0.301, SLG: 0.389 | | 0-0 G4-3 | | 3-1 FC3-6 1B | | | 1-2 24 G4-3 1B | 0-1 1B | | 2 | 0 | 0 | 1 | 0 | 0 | 1 | | | | | | |
| Jason Michaels, R OBP: 0.350, SLG: 0.468 | | | | 1-2 3-H 1B | | | | 1-3 2-H 3-H 1B | | 2 | 0 | 2 | 2 | 0 | 0 | 0 | | | | | | |
| Mike Rouse, L OBP: 0.204, SLG: 0.143 | | 1-2 F9 | | 1-2 1B | | | 1-0 F7 | 0-2 G4-3 | | 3 | 0 | 1 | 0 | 0 | 0 | 1 | | | | | | |
| Casey Blake, R OBP: 0.367, SLG: 0.479 | | | | 1-2 1B | | | | | | 1 | 0 | 0 | 0 | 0 | 0 | 2 | | | | | | |
| Inning Stats | R: 0 E: 1 K: 0 S: 11 | H: 1 LOB: 2 BB: 0 P: 18 | R: 1 E: 0 K: 0 S: 13 | H: 1 LOB: 0 BB: 0 P: 19 | R: 0 E: 0 K: 0 S: 8 | H: 0 LOB: 0 BB: 0 P: 15 | R: 2 E: 0 K: 1 S: 11 | H: 3 LOB: 2 BB: 1 P: 21 | R: 0 E: 0 K: 0 S: 6 | H: 0 LOB: 0 BB: 0 P: 11 | R: 0 E: 0 K: 0 S: 6 | H: 0 LOB: 0 BB: 0 P: 9 | R: 0 E: 0 K: 0 S: 6 | H: 1 LOB: 1 BB: 0 P: 11 | R: 2 E: 0 K: 0 S: 16 | H: 3 LOB: 2 BB: 1 P: 24 | R: 1 E: 0 K: 0 S: 12 | H: 3 LOB: 2 BB: 0 P: 17 | 1B: 10 2B: 1 3B: 0 HR: 1 | SF: 0 SAC: 0 DP: 0 HBP: 0 | WP: 0 PB: 0 SB: 0 CS: 0 | PA: 42 |
| PITCHER | IP WLS BF H R ER SO | IP WLS BF H R ER SO | IP WLS BF H R ER SO | IP WLS BF H R ER SO | IP WLS BF H R ER SO | IP WLS BF H R ER SO | IP WLS BF H R ER SO | IP WLS BF H R ER SO | IP WLS BF H R ER SO | IP WLS BF H R ER SO | IP WLS BF H R ER SO | IP WLS BF H R ER SO | IP WLS BF H R ER SO | IP WLS BF H R ER SO | IP WLS BF H R ER SO | IP WLS BF H R ER SO | ERA WHIP | ERA WHIP | | | | |
| 38 Kyle Kendrick, R ERA: 4.5 | (1, 1) 6.0 W 25 4 2 2 0 | (1, 1) 6.0 W 25 4 2 2 0 | (1, 1) 6.0 W 25 4 2 2 0 | (1, 1) 6.0 W 25 4 2 2 0 | (1, 1) 6.0 W 25 4 2 2 0 | (1, 1) 6.0 W 25 4 2 2 0 | (1, 1) 6.0 W 25 4 2 2 0 | (1, 1) 6.0 W 25 4 2 2 0 | (1, 1) 6.0 W 25 4 2 2 0 | (1, 1) 6.0 W 25 4 2 2 0 | (1, 1) 6.0 W 25 4 2 2 0 | (1, 1) 6.0 W 25 4 2 2 0 | (1, 1) 6.0 W 25 4 2 2 0 | (1, 1) 6.0 W 25 4 2 2 0 | (1, 1) 6.0 W 25 4 2 2 0 | (1, 1) 6.0 W 25 4 2 2 0 | 10.80 3.000 | 10.80 3.000 | | | | |
| 63 Ryan Madson, R ERA: 4.22 | (7, 1) 1.2 H 10 4 2 2 0 | (7, 1) 1.2 H 10 4 2 2 0 | (7, 1) 1.2 H 10 4 2 2 0 | (7, 1) 1.2 H 10 4 2 2 0 | (7, 1) 1.2 H 10 4 2 2 0 | (7, 1) 1.2 H 10 4 2 2 0 | (7, 1) 1.2 H 10 4 2 2 0 | (7, 1) 1.2 H 10 4 2 2 0 | (7, 1) 1.2 H 10 4 2 2 0 | (7, 1) 1.2 H 10 4 2 2 0 | (7, 1) 1.2 H 10 4 2 2 0 | (7, 1) 1.2 H 10 4 2 2 0 | (7, 1) 1.2 H 10 4 2 2 0 | (7, 1) 1.2 H 10 4 2 2 0 | (7, 1) 1.2 H 10 4 2 2 0 | (7, 1) 1.2 H 10 4 2 2 0 | 0.00 0.000 | 0.00 0.000 | | | | |
| Jose Mesa, R ERA: 9.92 | (8, 1) 0.1 H 1 0 0 0 0 | (8, 1) 0.1 H 1 0 0 0 0 | (8, 1) 0.1 H 1 0 0 0 0 | (8, 1) 0.1 H 1 0 0 0 0 | (8, 1) 0.1 H 1 0 0 0 0 | (8, 1) 0.1 H 1 0 0 0 0 | (8, 1) 0.1 H 1 0 0 0 0 | (8, 1) 0.1 H 1 0 0 0 0 | (8, 1) 0.1 H 1 0 0 0 0 | (8, 1) 0.1 H 1 0 0 0 0 | (8, 1) 0.1 H 1 0 0 0 0 | (8, 1) 0.1 H 1 0 0 0 0 | (8, 1) 0.1 H 1 0 0 0 0 | (8, 1) 0.1 H 1 0 0 0 0 | (8, 1) 0.1 H 1 0 0 0 0 | (8, 1) 0.1 H 1 0 0 0 0 | 0.00 0.000 | 0.00 0.000 | | | | |
| Antonio Alfonseca, R ERA: 3.86 | (9, 1) 1.0 6 3 1 1 0 | (9, 1) 1.0 6 3 1 1 0 | (9, 1) 1.0 6 3 1 1 0 | (9, 1) 1.0 6 3 1 1 0 | (9, 1) 1.0 6 3 1 1 0 | (9, 1) 1.0 6 3 1 1 0 | (9, 1) 1.0 6 3 1 1 0 | (9, 1) 1.0 6 3 1 1 0 | (9, 1) 1.0 6 3 1 1 0 | (9, 1) 1.0 6 3 1 1 0 | (9, 1) 1.0 6 3 1 1 0 | (9, 1) 1.0 6 3 1 1 0 | (9, 1) 1.0 6 3 1 1 0 | (9, 1) 1.0 6 3 1 1 0 | (9, 1) 1.0 6 3 1 1 0 | (9, 1) 1.0 6 3 1 1 0 | 9.00 3.000 | 9.00 3.000 | | | | |



| Batter | 1 | 2 | 3 | 4 | 5 | 6 | 7 | 8 | 9 | AB | R | H | RBI | BB | SO | LOB | TOP | | | | | | | | | | | | | | | | | | | | | |
|--|------------------------------|---------------------------------|------------------------------|----------------------------------|-------------------------------|----------------------------------|-------------------------------|----------------------------------|------------------------------|----------------------------------|-------------------------------|----------------------------------|-------------------------------|----------------------------------|------------------------------|----------------------------------|---|----------------------------------|----------------------------------|------------------------------------|----------------------------------|--------|-----|----|---|---|----|----|----|-----|-----|-----|----|----|---|---|-----|------|
| 11 Jimmy Rollins, S OBP: 0.326, SLG: 0.514 | G6-3 | | G5-3 | | | G4-3 | 2B | | P5 | 4 | 2 | 1 | 0 | 1 | 0 | 0 | Philadelphia Phillies @ Cleveland Indians Jacobs Field, Cleveland, OH Wed Jun 20 2007, 7:05 PM EDT Att: 24,278 - Clear - 74 F | | | | | | | | | | | | | | | | | | | | | |
| 8 Shane Victorino, S OBP: 0.345, SLG: 0.406 | F9 | | P4 | | | G4-3 | 2B | | K | 5 | 0 | 1 | 2 | 0 | 1 | 1 | | | | | | | | | | | | | | | | | | | | | | |
| 26 Chase Utley, L OBP: 0.398, SLG: 0.561 | F7 | | | | | P6 | | | | 3 | 0 | 0 | 0 | 1 | 1 | | | | | | | | | | | | | | | | | | | | | | | |
| 6 Ryan Howard, L OBP: 0.381, SLG: 0.553 | | K | | | | | | | | 4 | 1 | 1 | 1 | 0 | 3 | 2 | | | | | | | | | | | | | | | | | | | | | | |
| Aaron Rowand, R OBP: 0.394, SLG: 0.490 | G6-3 | | | | | E9 | | | | 2 | 0 | 1 | 1 | 2 | 0 | 0 | | | | | | | | | | | | | | | | | | | | | | |
| Pat Burrell, R OBP: 0.375, SLG: 0.381 | G4-3 | | | | | F9 | | | P3 | 4 | 0 | 0 | 0 | 0 | 0 | 3 | | | | | | | | | | | | | | | | | | | | | | |
| 28 Jayson Werth, R OBP: 0.337, SLG: 0.366 | | | G6-3 | | | L8 | | | FC4-6 | 4 | 0 | 0 | 0 | 0 | 1 | 1 | | | | | | | | | | | | | | | | | | | | | | |
| Wes Helms, R OBP: 0.306, SLG: 0.319 | | | | | | G5-3 | | | F7 | 3 | 1 | 1 | 0 | 0 | 1 | 0 | | | | | | | | | | | | | | | | | | | | | | |
| 19 Greg Dobbs, L OBP: 0.331, SLG: 0.556 | | | 2 HR | | | | | | | 1 | 0 | 0 | 0 | 0 | 0 | 1 | | | | | | | | | | | | | | | | | | | | | | |
| 2 Rod Barajas, R OBP: 0.357, SLG: 0.413 | | | | | | G5-3 | | | K | 4 | 2 | 2 | 2 | 0 | 1 | 0 | | | | | | | | | | | | | | | | | | | | | | |
| Inning Stats | R: 0 E: 0 K: 0 S: 5 | H: 0 LOB: 0 BB: 0 P: 8 | R: 0 E: 0 K: 1 S: 9 | H: 0 LOB: 0 BB: 0 P: 14 | R: 2 E: 0 K: 0 S: 20 | H: 2 LOB: 0 BB: 0 P: 28 | R: 0 E: 0 K: 2 S: 11 | H: 0 LOB: 1 BB: 1 P: 19 | R: 0 E: 0 K: 1 S: 8 | H: 0 LOB: 0 BB: 0 P: 10 | R: 2 E: 1 K: 0 S: 15 | H: 3 LOB: 1 BB: 2 P: 25 | R: 2 E: 0 K: 2 S: 15 | H: 2 LOB: 2 BB: 2 P: 28 | R: 0 E: 0 K: 0 S: 8 | H: 0 LOB: 1 BB: 1 P: 13 | R: 0 E: 0 K: 2 S: 11 | H: 0 LOB: 0 BB: 0 P: 17 | 1B: 3 2B: 3 3B: 0 HR: 1 | SF: 0 SAC: 0 DP: 0 HBP: 0 | WP: 0 PB: 0 SB: 0 CS: 0 | PA: 38 | | | | | | | | | | | | | | | | |
| PITCHER | IP | WLS | BF | H | R | ER | SO | BB | IBB | HBP | BLK | WP | HR | S | P | ERA | WHIP | PITCHER | | | | IP | WLS | BF | H | R | ER | SO | BB | IBB | HBP | BLK | WP | HR | S | P | ERA | WHIP |
| CC Sabathia, L ERA: 3.34 | (1, 1) | 6.0 | W | 24 | 5 | 4 | 4 | 4 | 1 | 0 | 0 | 0 | 0 | 1 | 68 | 104 | 6.00 | 1.000 | | | | | | | | | | | | | | | | | | | | |
| 40 Tom Mastny, R ERA: 5.34 | (7, 1) | 0.2 | | 5 | 2 | 2 | 2 | 1 | 1 | 0 | 0 | 0 | 0 | 0 | 11 | 19 | 27.00 | 4.500 | | | | | | | | | | | | | | | | | | | | |
| 53 Rafael Perez, L ERA: 0.98 | (7, 1) | 0.1 | | 3 | 0 | 0 | 0 | 1 | 2 | 0 | 0 | 0 | 0 | 0 | 4 | 13 | 0.00 | 6.000 | | | | | | | | | | | | | | | | | | | | |
| 63 Rafael Betancourt, R ERA: 1.1 | (8, 1) | 2.0 | | 6 | 0 | 0 | 0 | 2 | 0 | 0 | 0 | 0 | 0 | 0 | 19 | 26 | 0.00 | 0.000 | | | | | | | | | | | | | | | | | | | | |



| Batter | 1 | 2 | 3 | 4 | 5 | 6 | 7 | 8 | 9 | AB | R | H | RBI | BB | SO | LOB | BOTTOM | | | | | | | | | | | | | | | | | | | | | | |
|---|-------------------------------|----------------------------------|------------------------------|----------------------------------|-------------------------------|----------------------------------|-------------------------------|----------------------------------|-------------------------------|----------------------------------|-------------------------------|----------------------------------|------------------------------|----------------------------------|-------------------------------|----------------------------------|---|------------------------------------|----------------------------------|--------|--|----|-----|----|---|---|----|----|----|-----|-----|-----|----|----|---|---|-----|------|--|
| 24 Grady Sizemore, L OBP: 0.407, SLG: 0.471 | FC7-5 | | G3 | | | 41 1B | F7 | | | 3 | 1 | 1 | 0 | 1 | 1 | 2 | Philadelphia Phillies @ Cleveland Indians Jacobs Field, Cleveland, OH Wed Jun 20 2007, 7:05 PM EDT Att: 24,278 - Clear - 74 F | | | | | | | | | | | | | | | | | | | | | | |
| Casey Blake, R OBP: 0.366, SLG: 0.477 | FC7-5 | | F9 | | | 48 BB | K | | | 5 | 1 | 2 | 2 | 0 | 2 | 2 | | | | | | | | | | | | | | | | | | | | | | | |
| 41 Victor Martinez, S OBP: 0.373, SLG: 0.526 | FC7-5 | | G3 | | | 48 BB | F7 | | E4 | 5 | 1 | 1 | 2 | 0 | 0 | 3 | | | | | | | | | | | | | | | | | | | | | | | |
| 48 Travis Hafner, L OBP: 0.401, SLG: 0.432 | F7 | | G4-3 | | | 2 2B | G4-3 | | K | 4 | 1 | 1 | 0 | 1 | 1 | 4 | | | | | | | | | | | | | | | | | | | | | | | |
| 2 Johnny Peralta, R OBP: 0.361, SLG: 0.488 | F9 | | | | | 1B | FC5-4 | | F9 | 4 | 1 | 1 | 2 | 1 | 0 | 4 | | | | | | | | | | | | | | | | | | | | | | | |
| Jason Michaels, R OBP: 0.345, SLG: 0.457 | | | F9 | | | 25 FC5-2 | | | FC4 | 5 | 1 | 1 | 0 | 0 | 1 | 3 | | | | | | | | | | | | | | | | | | | | | | | |
| Trot Nixon, L OBP: 0.336, SLG: 0.338 | | | | | | 25 FC5-2 | | | | 4 | 1 | 3 | 2 | 0 | 0 | 0 | | | | | | | | | | | | | | | | | | | | | | | |
| Franklin Gutierrez, R OBP: 0.250, SLG: 0.385 | | | | | | 25 FC5-2 | | | | 0 | 0 | 0 | 0 | 0 | 0 | 0 | | | | | | | | | | | | | | | | | | | | | | | |
| 25 Ryan Garko, R OBP: 0.358, SLG: 0.471 | | | | | | 25 FC5-2 | | | | 4 | 1 | 1 | 0 | 0 | 2 | 4 | | | | | | | | | | | | | | | | | | | | | | | |
| 29 Josh Barfield, R OBP: 0.287, SLG: 0.349 | | | | | | 41 G3 | | | | 3 | 2 | 2 | 2 | 0 | 1 | 0 | | | | | | | | | | | | | | | | | | | | | | | |
| Inning Stats | R: 0 E: 0 K: 0 S: 12 | H: 2 LOB: 2 BB: 0 P: 15 | R: 0 E: 0 K: 1 S: 8 | H: 0 LOB: 0 BB: 0 P: 10 | R: 1 E: 0 K: 0 S: 11 | H: 1 LOB: 1 BB: 0 P: 17 | R: 0 E: 0 K: 1 S: 11 | H: 2 LOB: 2 BB: 1 P: 19 | R: 0 E: 0 K: 1 S: 10 | H: 1 LOB: 1 BB: 0 P: 14 | R: 8 E: 0 K: 2 S: 23 | H: 7 LOB: 1 BB: 2 P: 41 | R: 0 E: 0 K: 2 S: 8 | H: 0 LOB: 0 BB: 0 P: 10 | R: 0 E: 1 K: 1 S: 11 | H: 0 LOB: 1 BB: 0 P: 18 | 1B: 10 2B: 3 3B: 0 HR: 0 | SF: 1 SAC: 0 DP: 0 HBP: 1 | WP: 0 PB: 0 SB: 0 CS: 0 | PA: 42 | | | | | | | | | | | | | | | | | | | |
| PITCHER | IP | WLS | BF | H | R | ER | SO | BB | IBB | HBP | BLK | WP | HR | S | P | ERA | WHIP | PITCHER | | | | IP | WLS | BF | H | R | ER | SO | BB | IBB | HBP | BLK | WP | HR | S | P | ERA | WHIP | |
| 21 Jon Lieber, R ERA: 4.73 | (1, 1) | 5.1 | L | 29 | 10 | 7 | 3 | 1 | 1 | 0 | 0 | 0 | 0 | 2 | 6 | | | | | | | | | | | | | | | | | | | | | | | | |
| 59 Mike Zagurski, L ERA: 6.23 | (6, 1) | 0.0 | | 2 | 1 | 0 | 0 | 0 | 1 | 0 | 0 | 0 | 0 | 0 | 2 | 6 | | | | | | | | | | | | | | | | | | | | | | | |
| 44 Yoel Hernandez, R ERA: 5.02 | (6, 1) | 0.2 | | 4 | 2 | 3 | 3 | 2 | 0 | 0 | 0 | 0 | 0 | 0 | 13 | 20 | 40.50 | 3.000 | | | | | | | | | | | | | | | | | | | | | |
| Geoff Geary, R ERA: 4.76 | (7, 1) | 2.0 | | 7 | 0 | 0 | 0 | 3 | 0 | 0 | 0 | 0 | 0 | 0 | 19 | 28 | 0.00 | 0.000 | | | | | | | | | | | | | | | | | | | | | |



| Batter | 1 | 2 | 3 | 4 | 5 | 6 | 7 | 8 | 9 | AB | R | H | RBI | BB | SO | LOB | TOP | | | | | | | | |
|---|-------------------------------|----------------------------------|-------------------------------|----------------------------------|-------------------------------|----------------------------------|------------------------------|----------------------------------|-------------------------------|----------------------------------|------------------------------|----------------------------------|------------------------------|----------------------------------|-------------------------------|----------------------------------|--|----------------------------------|----------------------------------|------------------------------------|----------------------------------|--------|--|--|--|
| 11 Jimmy Rollins, S OBP: 0.330, SLG: 0.514 | | | | | | | | | | 5 | 2 | 2 | 0 | 0 | 1 | 1 | Philadelphia Phillies @ St. Louis Cardinals Busch Stadium, St. Louis, MO Sun Jun 24 2007, 1:15 PM CDT Att: 44,899 - Cloudy - 79 F | | | | | | | | |
| 9 Michael Bourn, L OBP: 0.385, SLG: 0.391 | | | | | | | | | | 5 | 0 | 3 | 2 | 0 | 0 | 1 | | | | | | | | | |
| 26 Chase Utley, L OBP: 0.399, SLG: 0.553 | | | | | | | | | | 5 | 0 | 1 | 0 | 0 | 0 | 3 | | | | | | | | | |
| 6 Ryan Howard, L OBP: 0.386, SLG: 0.550 | | | | | | | | | | 4 | 1 | 1 | 0 | 1 | 1 | 2 | | | | | | | | | |
| Aaron Rowand, R OBP: 0.395, SLG: 0.484 | | | | | | | | | | 3 | 1 | 1 | 0 | 0 | 1 | 1 | | | | | | | | | |
| 19 Greg Dobbs, L OBP: 0.308, SLG: 0.519 | | | | | | | | | | 3 | 0 | 0 | 0 | 0 | 3 | 2 | | | | | | | | | |
| 48 Brian Sanches, R OBP: 0.341, SLG: 0.402 | | | | | | | | | | 0 | 0 | 0 | 0 | 0 | 0 | 0 | | | | | | | | | |
| 8 Shane Victorino, S OBP: 0.341, SLG: 0.402 | | | | | | | | | | 1 | 0 | 1 | 3 | 0 | 0 | 0 | | | | | | | | | |
| 28 Jayson Werth, R Clay Condrey, R Antonio Alfonseca, R | | | | | | | | | | 3 | 0 | 0 | 0 | 1 | 0 | 2 | | | | | | | | | |
| 51 Carlos Ruiz, R OBP: 0.321, SLG: 0.393 | | | | | | | | | | 3 | 1 | 0 | 0 | 1 | 1 | 2 | | | | | | | | | |
| 35 Cole Hamels, L OBP: 0.211, SLG: 0.250 | | | | | | | | | | 1 | 0 | 0 | 0 | 0 | 0 | 0 | | | | | | | | | |
| 63 Ryan Madson, L Abraham Nunez, S OBP: 0.311, SLG: 0.315 | | | | | | | | | | 1 | 0 | 0 | 0 | 0 | 1 | 1 | | | | | | | | | |
| | | | | | | | | | | 2 | 0 | 0 | 0 | 0 | 0 | 0 | | | | | | | | | |
| Inning Stats | R: 0 E: 0 K: 1 S: 11 | H: 0 LOB: 0 BB: 0 P: 15 | R: 0 E: 0 K: 2 S: 12 | H: 1 LOB: 2 BB: 1 P: 23 | R: 0 E: 0 K: 0 S: 10 | H: 1 LOB: 1 BB: 0 P: 16 | R: 0 E: 0 K: 1 S: 8 | H: 1 LOB: 1 BB: 0 P: 12 | R: 1 E: 0 K: 1 S: 11 | H: 1 LOB: 1 BB: 1 P: 19 | R: 0 E: 0 K: 2 S: 8 | H: 0 LOB: 0 BB: 0 P: 14 | R: 0 E: 0 K: 0 S: 6 | H: 0 LOB: 0 BB: 0 P: 11 | R: 3 E: 0 K: 0 S: 17 | H: 3 LOB: 1 BB: 1 P: 33 | R: 1 E: 0 K: 1 S: 11 | H: 3 LOB: 2 BB: 0 P: 19 | 1B: 6 2B: 2 3B: 1 HR: 0 | SF: 0 SAC: 0 DP: 0 HBP: 1 | WP: 1 PB: 0 SB: 1 CS: 0 | PA: 40 | | | |
| PITCHER | IP | WLS | BF | H | R | ER | SO | BB | IBB | HBP | BLK | WP | HR | S | P | ERA | WHIP | | | | | | | | |
| Kip Wells, R ERA: 6.45 | 5.0 | | 21 | 3 | 1 | 1 | 5 | 2 | 0 | 1 | 0 | 1 | 0 | 52 | 85 | 1.80 | 1.000 | | | | | | | | |
| 61 Troy Cate, L ERA: 1.29 | 1.0 | | 3 | 0 | 0 | 0 | 2 | 0 | 0 | 0 | 0 | 0 | 0 | 8 | 14 | 0.00 | 0.000 | | | | | | | | |
| 48 Brad Thompson, R ERA: 5.14 | 1.2 | L | 8 | 2 | 3 | 3 | 0 | 0 | 1 | 0 | 0 | 0 | 0 | 16 | 31 | 16.20 | 1.200 | | | | | | | | |
| 34 Randy Flores, L ERA: 5.2 | 0.1 | | 2 | 1 | 0 | 0 | 0 | 0 | 0 | 0 | 0 | 0 | 0 | 7 | 13 | 0.00 | 3.000 | | | | | | | | |
| 33 Andy Cavazos, R ERA: 5.73 | 1.0 | | 6 | 3 | 1 | 1 | 1 | 0 | 0 | 0 | 0 | 0 | 0 | 11 | 19 | 9.00 | 3.000 | | | | | | | | |

| Batter | 1 | 2 | 3 | 4 | 5 | 6 | 7 | 8 | 9 | AB | R | H | RBI | BB | SO | LOB | BOTTOM | | | | | | | | |
|--|------------------------------|---------------------------------|-------------------------------|----------------------------------|-------------------------------|----------------------------------|-------------------------------|----------------------------------|------------------------------|----------------------------------|------------------------------|----------------------------------|------------------------------|----------------------------------|------------------------------|---------------------------------|--|----------------------------------|----------------------------------|------------------------------------|----------------------------------|--------|--|--|--|
| So Taguchi, R OBP: 0.360, SLG: 0.400 | | | | | | | | | | 5 | 0 | 1 | 0 | 0 | 0 | 4 | Philadelphia Phillies @ St. Louis Cardinals Busch Stadium, St. Louis, MO Sun Jun 24 2007, 1:15 PM CDT Att: 44,899 - Cloudy - 79 F | | | | | | | | |
| 26 Scott Spiezo, S OBP: 0.364, SLG: 0.419 | | | | | | | | | | 3 | 0 | 0 | 0 | 1 | 1 | 0 | | | | | | | | | |
| 5 Albert Pujols, R OBP: 0.399, SLG: 0.534 | | | | | | | | | | 2 | 0 | 0 | 1 | 1 | 0 | 0 | | | | | | | | | |
| 43 Juan Encarnacion, R OBP: 0.303, SLG: 0.458 | | | | | | | | | | 4 | 0 | 0 | 0 | 0 | 1 | 3 | | | | | | | | | |
| 27 Scott Rolen, R OBP: 0.343, SLG: 0.385 | | | | | | | | | | 3 | 0 | 1 | 0 | 0 | 1 | 0 | | | | | | | | | |
| 7 Adam Kennedy, L OBP: 0.274, SLG: 0.255 | | | | | | | | | | 1 | 0 | 0 | 0 | 0 | 0 | 0 | | | | | | | | | |
| 47 Ryan Ludwick, R OBP: 0.270, SLG: 0.442 | | | | | | | | | | 3 | 0 | 1 | 0 | 0 | 0 | 1 | | | | | | | | | |
| 48 Brad Thompson, R OBP: 0.100, SLG: 0.100 | | | | | | | | | | 0 | 0 | 0 | 0 | 0 | 0 | 0 | | | | | | | | | |
| 34 Randy Flores, L OBP: 0.100, SLG: 0.100 | | | | | | | | | | 0 | 0 | 0 | 0 | 0 | 0 | 0 | | | | | | | | | |
| 33 Andy Cavazos, R OBP: 0.278, SLG: 0.265 | | | | | | | | | | 1 | 0 | 1 | 0 | 0 | 0 | 0 | | | | | | | | | |
| 55 Skip Schumaker, L OBP: 0.341, SLG: 0.363 | | | | | | | | | | 3 | 0 | 1 | 0 | 1 | 1 | 1 | | | | | | | | | |
| Kelly Stinnett, R OBP: 0.205, SLG: 0.333 | | | | | | | | | | 3 | 0 | 0 | 0 | 0 | 2 | 2 | | | | | | | | | |
| 13 Brendan Ryan, R OBP: 0.200, SLG: 0.158 | | | | | | | | | | 1 | 0 | 0 | 0 | 0 | 0 | 2 | | | | | | | | | |
| Kip Wells, R OBP: 0.346, SLG: 0.500 | | | | | | | | | | 2 | 1 | 2 | 0 | 0 | 0 | 0 | | | | | | | | | |
| 61 Troy Cate, L OBP: 0.346, SLG: 0.500 | | | | | | | | | | 0 | 0 | 0 | 0 | 0 | 0 | 0 | | | | | | | | | |
| 16 Chris Duncan, L OBP: 0.348, SLG: 0.534 | | | | | | | | | | 0 | 0 | 0 | 0 | 2 | 0 | 0 | | | | | | | | | |
| Inning Stats | R: 0 E: 0 K: 0 S: 3 | H: 0 LOB: 0 BB: 0 P: 5 | R: 0 E: 0 K: 1 S: 12 | H: 1 LOB: 1 BB: 0 P: 18 | R: 1 E: 0 K: 2 S: 12 | H: 2 LOB: 2 BB: 1 P: 25 | R: 0 E: 0 K: 2 S: 17 | H: 2 LOB: 2 BB: 1 P: 24 | R: 0 E: 0 K: 0 S: 9 | H: 0 LOB: 0 BB: 0 P: 15 | R: 0 E: 0 K: 0 S: 9 | H: 0 LOB: 0 BB: 0 P: 14 | R: 0 E: 0 K: 0 S: 5 | H: 0 LOB: 0 BB: 1 P: 14 | R: 0 E: 0 K: 0 S: 5 | H: 0 LOB: 0 BB: 0 P: 5 | R: 0 E: 0 K: 0 S: 12 | H: 2 LOB: 3 BB: 1 P: 23 | 1B: 5 2B: 2 3B: 0 HR: 0 | SF: 1 SAC: 0 DP: 0 HBP: 0 | WP: 0 PB: 0 SB: 1 CS: 1 | PA: 38 | | | |
| PITCHER | IP | WLS | BF | H | R | ER | SO | BB | IBB | HBP | BLK | WP | HR | S | P | ERA | WHIP | | | | | | | | |
| 35 Cole Hamels, L ERA: 3.8 | 3.0 | | 13 | 3 | 1 | 1 | 3 | 1 | 0 | 0 | 0 | 0 | 0 | 27 | 48 | 3.00 | 1.333 | | | | | | | | |
| 63 Ryan Madson, R ERA: 3.75 | 2.0 | | 9 | 2 | 0 | 0 | 3 | 2 | 0 | 0 | 0 | 0 | 0 | 26 | 39 | 0.00 | 2.000 | | | | | | | | |
| 48 Brian Sanches, R ERA: 1.8 | 2.0 | W | 6 | 0 | 0 | 0 | 0 | 1 | 0 | 0 | 0 | 0 | 0 | 14 | 28 | 0.00 | 0.500 | | | | | | | | |
| 48 Brian Sanches, R ERA: 1.8 | 1.0 | H | 3 | 0 | 0 | 0 | 0 | 0 | 0 | 0 | 0 | 0 | 0 | 5 | 5 | 0.00 | 0.000 | | | | | | | | |
| Clay Condrey, R ERA: 8.44 | 1.0 | | 6 | 2 | 0 | 0 | 0 | 1 | 0 | 0 | 0 | 0 | 0 | 12 | 23 | 0.00 | 3.000 | | | | | | | | |

| | |
|-----|----|
| AB | 36 |
| R | 5 |
| H | 9 |
| RBI | 5 |
| BB | 3 |
| SO | 8 |
| LOB | 15 |



| Batter | 1 | 2 | 3 | 4 | 5 | 6 | 7 | 8 | 9 | AB | R | H | RBI | BB | SO | LOB | TOP | | | | | |
|---|---|----------------------------------|------------------------------|----------------------------------|------------------------------|----------------------------------|------------------------------|----------------------------------|-------------------------------|----------------------------------|-------------------------------|----------------------------------|------------------------------|----------------------------------|-------------------------------|----------------------------------|--|------------------------------|----------------------------------|----------------------------------|------------------------------------|----------------------------------|
| Scott Hatteberg, L (1, 3) OBP: 0.377, SLG: 0.451 | | | | | | | | | | 4 | 2 | 1 | 0 | 1 | 0 | 1 | Cincinnati Reds @ Philadelphia Phillies Citizens Bank Park, Philadelphia, PA Tue Jun 26 2007, 7:05 PM EDT Att: 35,314 - Partly Cloudy - 91 F | | | | | |
| 4 Brandon Phillips, R (1, 4) OBP: 0.354, SLG: 0.477 | | | | | | | | | | 4 | 0 | 1 | 0 | 0 | 0 | 2 | | | | | | |
| Ken Griffey Jr., L (1, 9) OBP: 0.385, SLG: 0.586 | | | | | | | | | | 3 | 0 | 2 | 1 | 0 | 0 | 2 | | | | | | |
| Adam Dunn, L (1, 7) OBP: 0.361, SLG: 0.569 | | | | | | | | | | 3 | 1 | 1 | 2 | 0 | 0 | 1 | | | | | | |
| 28 Edwin Encarnación, R (1, 5) OBP: 0.346, SLG: 0.376 | | | | | | | | | | 4 | 0 | 1 | 0 | 0 | 0 | 3 | | | | | | |
| 33 Josh Hamilton, L (1, 8) OBP: 0.359, SLG: 0.525 | | | | | | | | | | 3 | 1 | 1 | 1 | 1 | 1 | 1 | | | | | | |
| 2 Alex Gonzalez, R (1, 6) 53 Brad Salmon, L (8, 1) | | | | | | | | | | 4 | 0 | 0 | 0 | 0 | 1 | 4 | | | | | | |
| 26 David Ross, R (1, 2) OBP: 0.255, SLG: 0.394 | | | | | | | | | | 4 | 0 | 0 | 0 | 0 | 1 | 0 | | | | | | |
| 34 Homer Bailey, R (1, 1) Mike Gosing, L (2, 1) 56 Todd Coffey, R (4, 1) 30 Norris Hopper, R (7, PH) Victor Santos, R (7, 1) 9 Juan Castro, R (8, 1) OBP: 0.195, SLG: 0.232 | | | | | | | | | | 1 | 0 | 0 | 0 | 0 | 1 | 0 | | | | | | |
| Inning Stats | R: 1 E: 0 K: 0 S: 19 | H: 2 LOB: 3 BB: 2 P: 33 | R: 0 E: 0 K: 1 S: 8 | H: 0 LOB: 0 BB: 1 P: 11 | R: 0 E: 0 K: 0 S: 7 | H: 1 LOB: 1 BB: 0 P: 10 | R: 1 E: 0 K: 1 S: 8 | H: 1 LOB: 0 BB: 0 P: 13 | R: 2 E: 0 K: 0 S: 10 | H: 2 LOB: 0 BB: 0 P: 14 | R: 0 E: 0 K: 1 S: 11 | H: 0 LOB: 0 BB: 0 P: 15 | R: 0 E: 1 K: 0 S: 5 | H: 0 LOB: 1 BB: 1 P: 13 | R: 0 E: 0 K: 2 S: 12 | H: 1 LOB: 1 BB: 0 P: 16 | | R: 0 E: 0 K: 0 S: 7 | H: 0 LOB: 0 BB: 0 P: 12 | 1B: 3 2B: 2 3B: 0 HR: 2 | SF: 2 SAC: 0 DP: 1 HBP: 0 | WP: 0 PB: 0 SB: 0 CS: 0 |
| PITCHER | IP WLS BF H R ER SO BB IBB HBP BLK WP HR S P ERA WHIP | | | | | | | | | | | | | | | | | | | | | |
| 38 Kyle Kendrick, R (1, 1) ERA: 5.0 | 6.0 W 27 6 4 4 3 3 0 0 0 0 2 63 100 6.00 1.500 | | | | | | | | | | | | | | | | | | | | | |
| 59 Mike Zagurski, L (7, 1) ERA: 5.09 | 2.0 7 1 0 0 2 0 0 0 0 0 0 17 25 0.00 0.500 | | | | | | | | | | | | | | | | | | | | | |
| Geoff Geary, R (9, 1) ERA: 4.42 | 1.0 3 0 0 0 0 0 0 0 0 0 0 7 12 0.00 0.000 | | | | | | | | | | | | | | | | | | | | | |

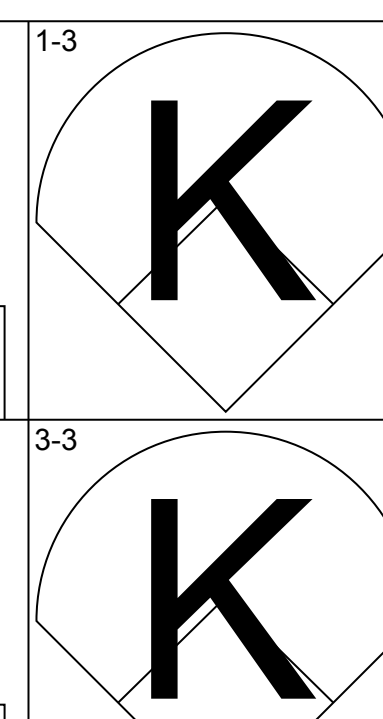
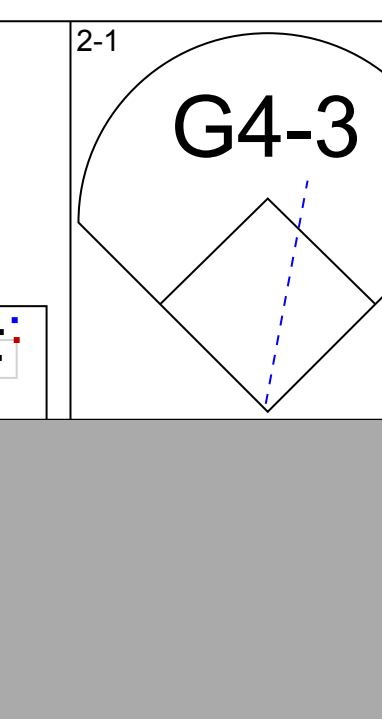
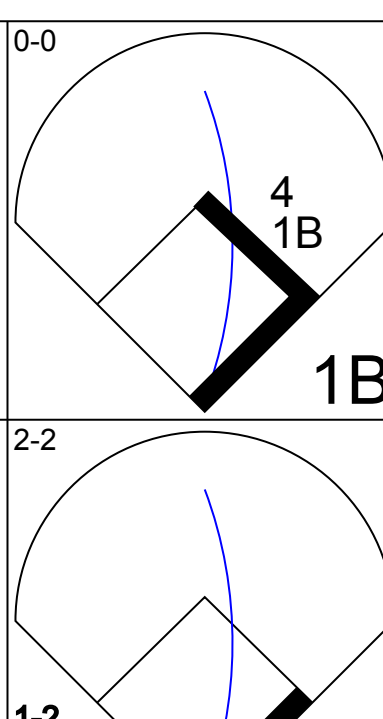
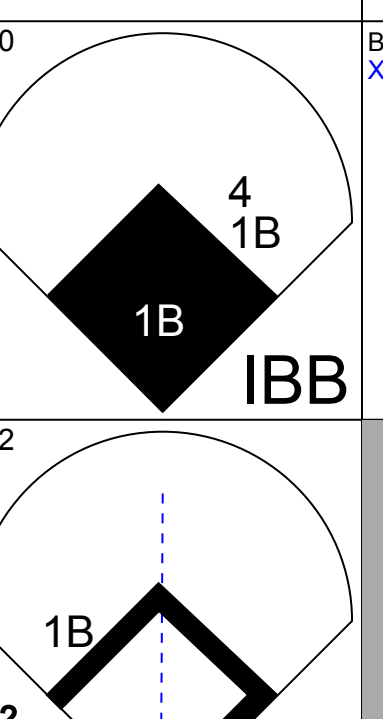
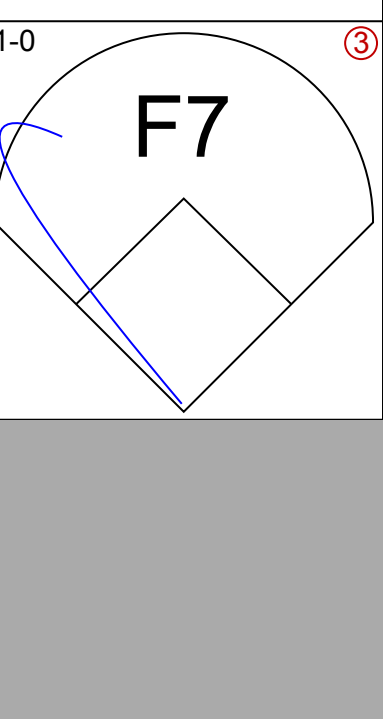
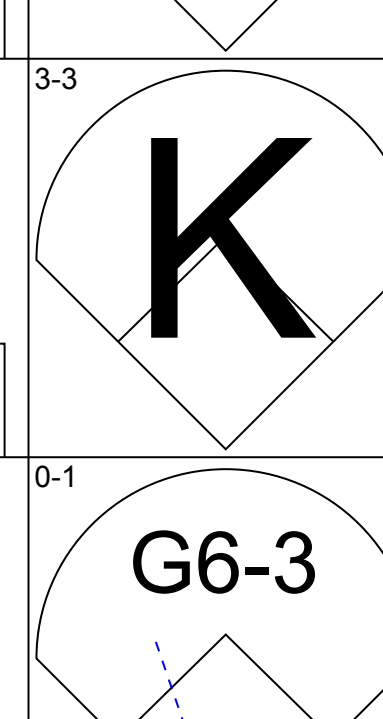
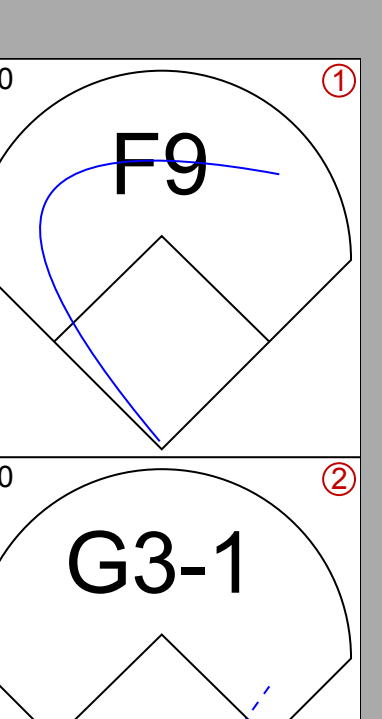
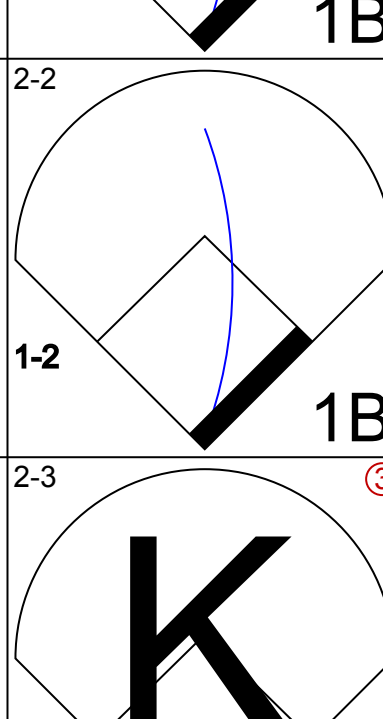
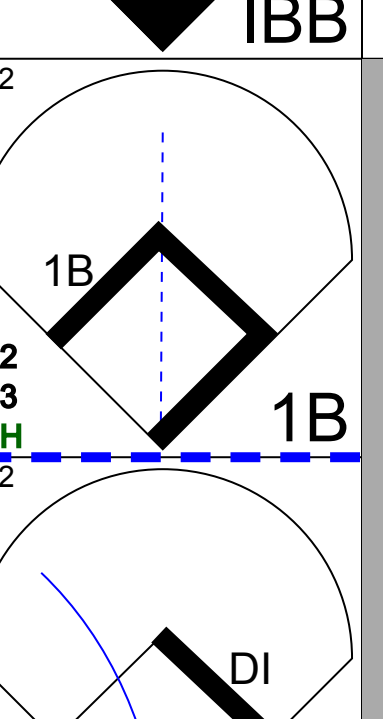
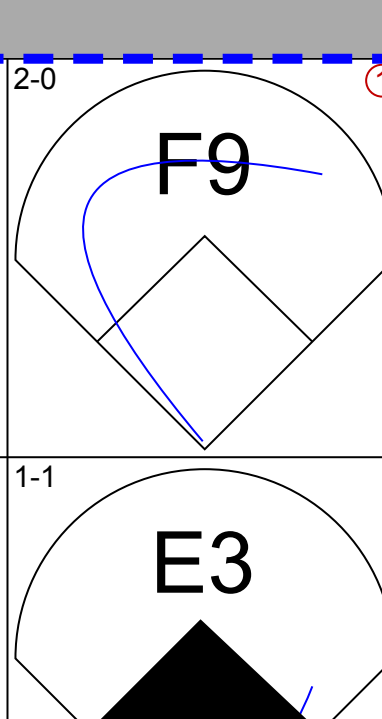
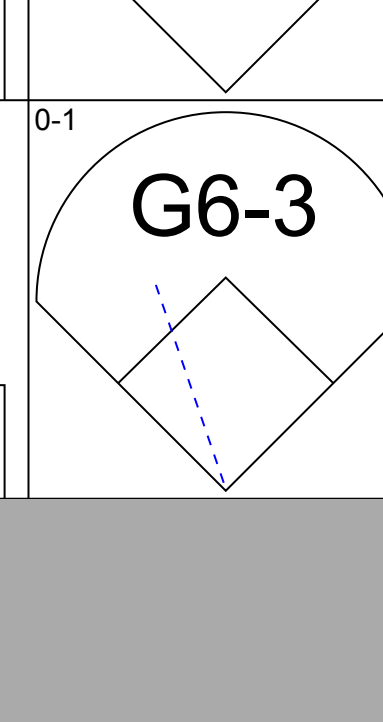
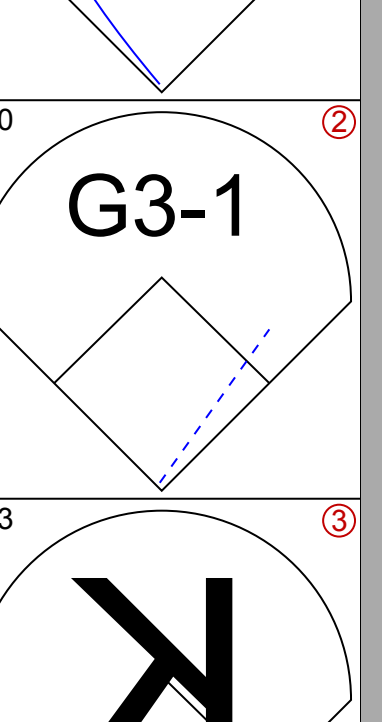
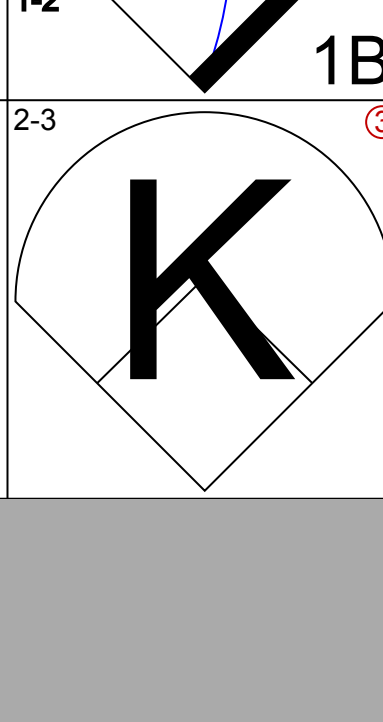
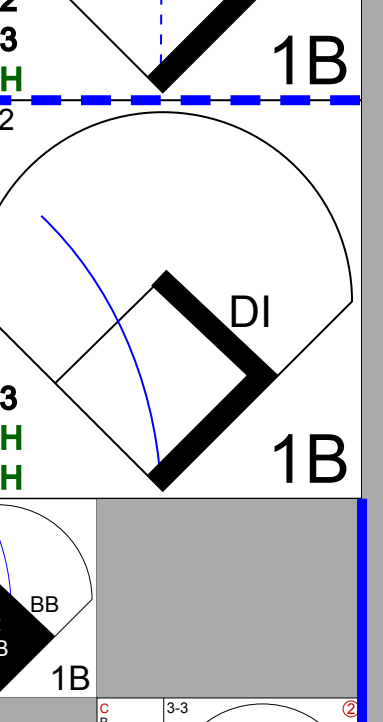
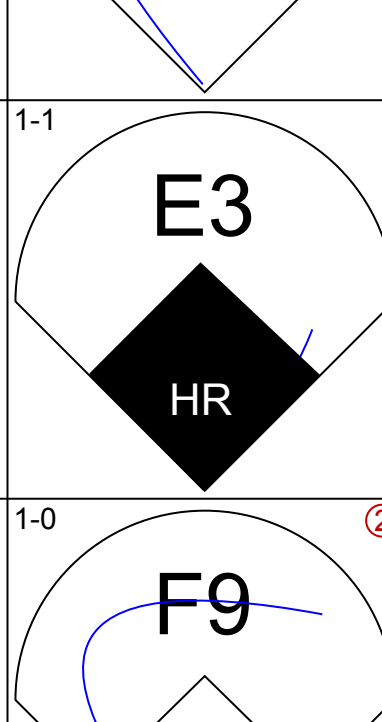
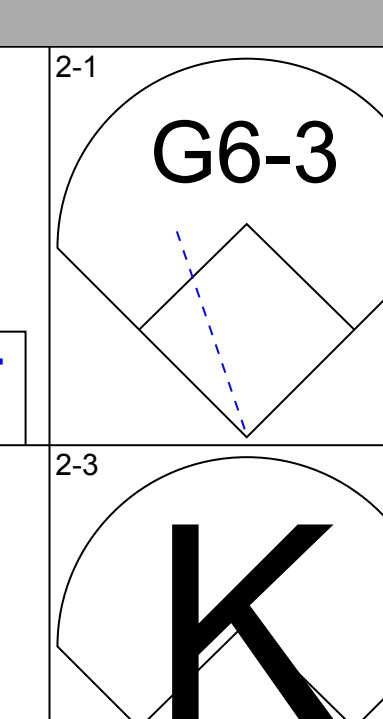
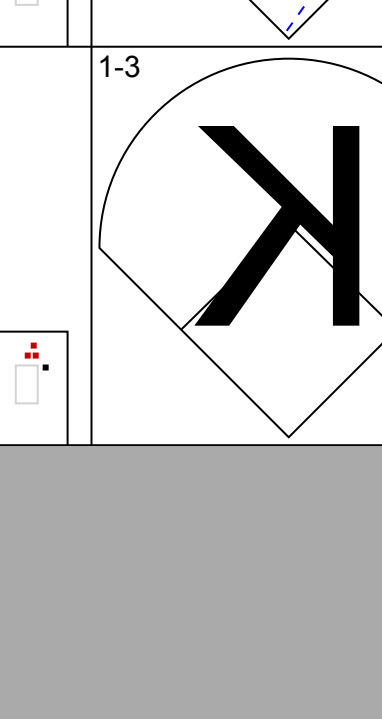
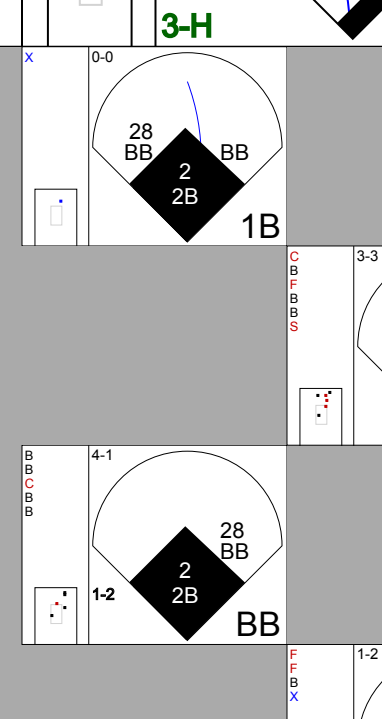
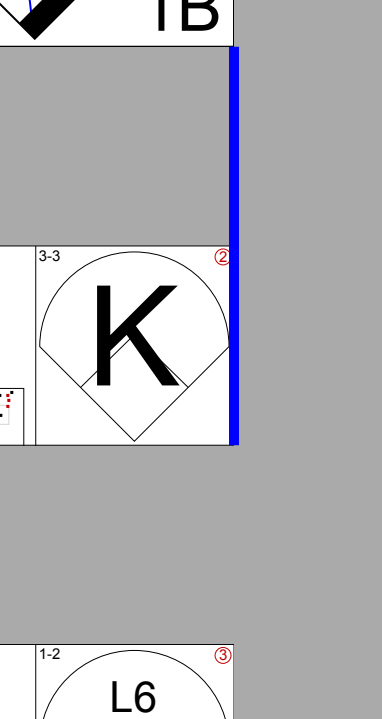
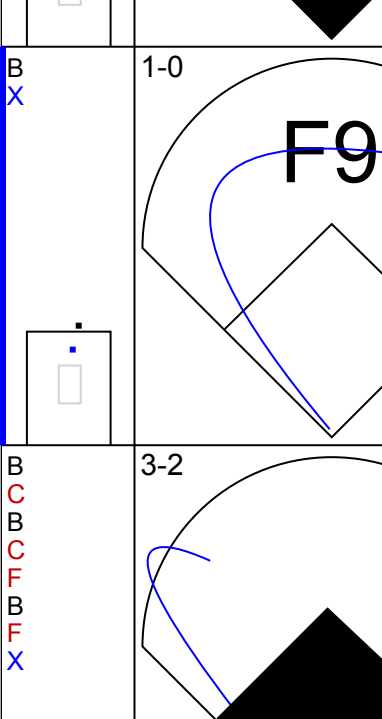
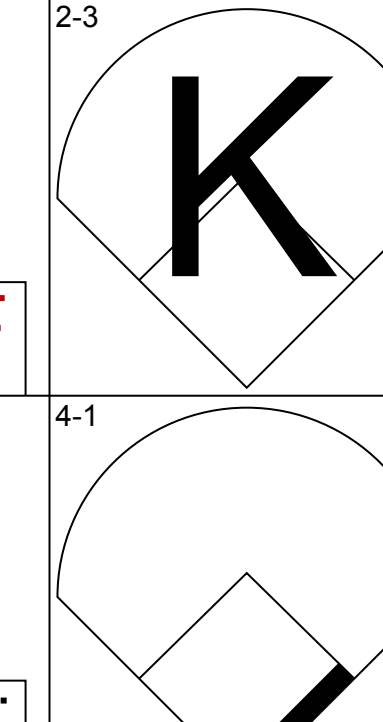
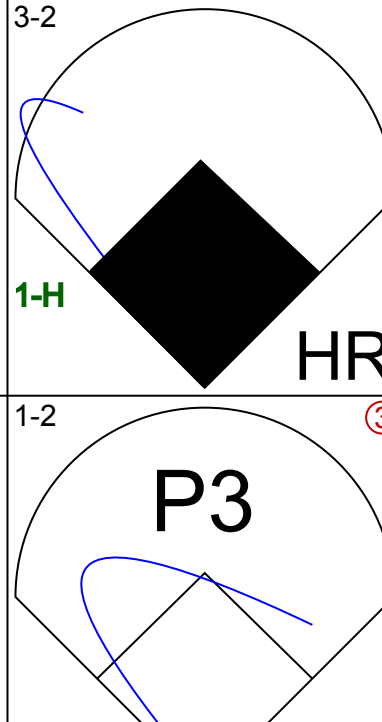
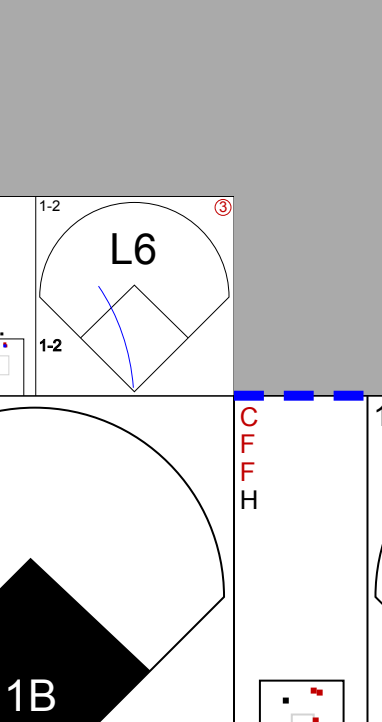
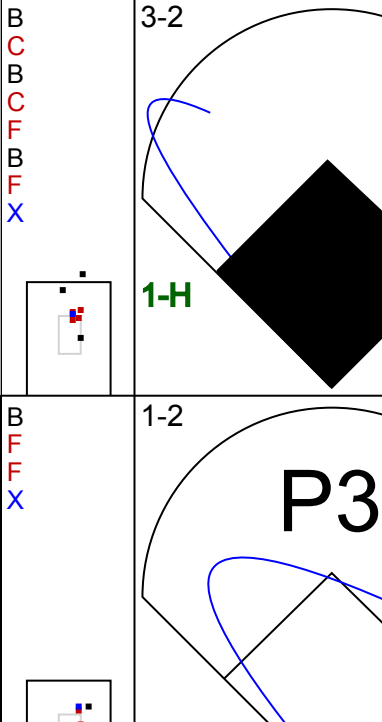
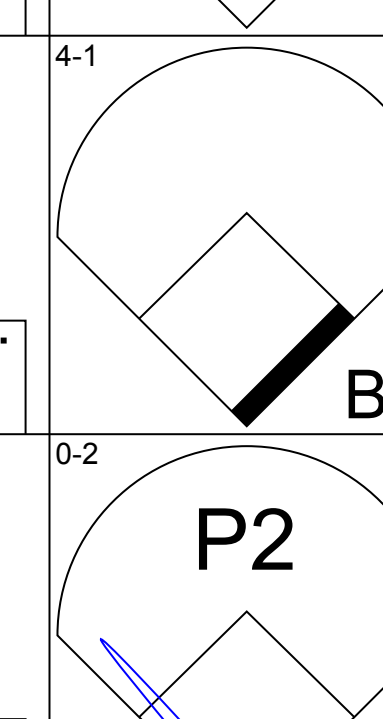
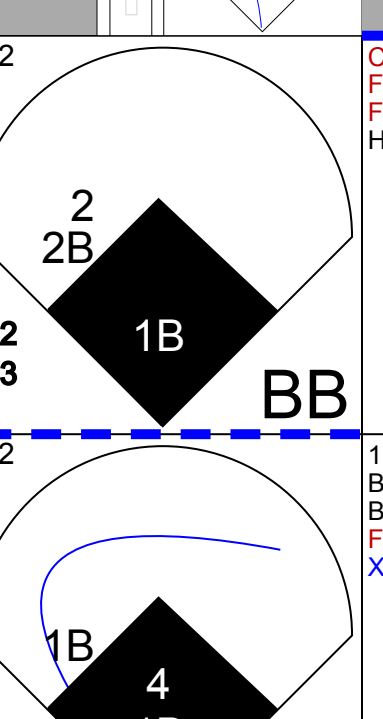

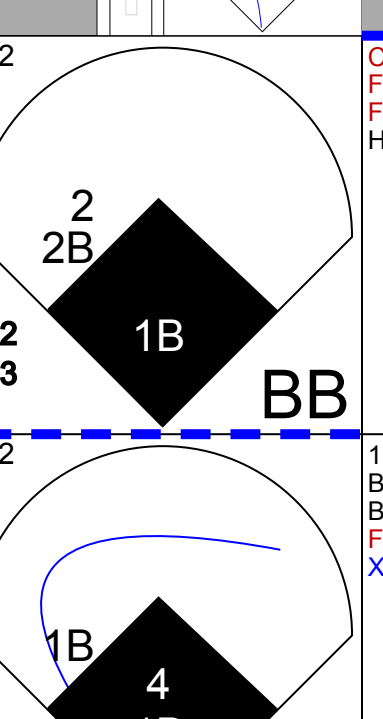

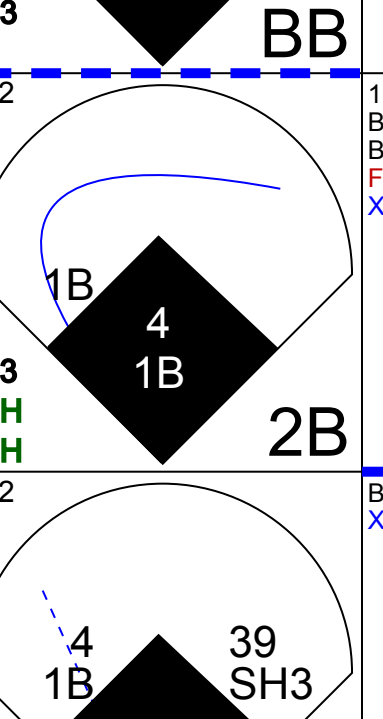
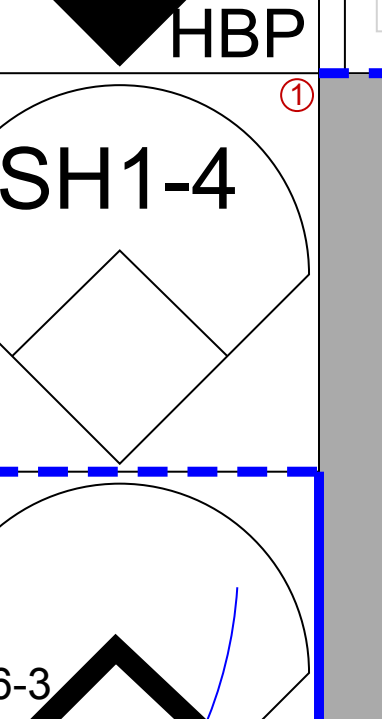
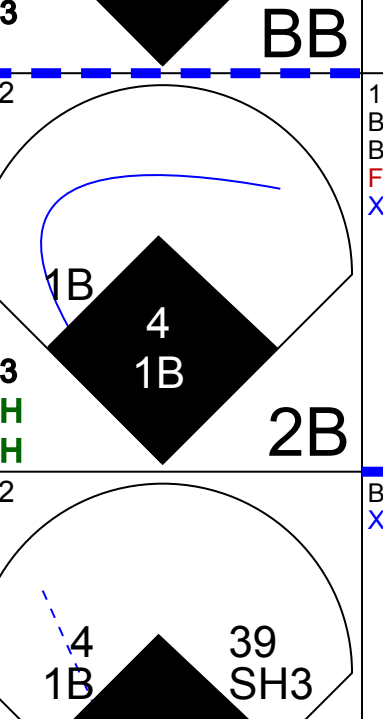
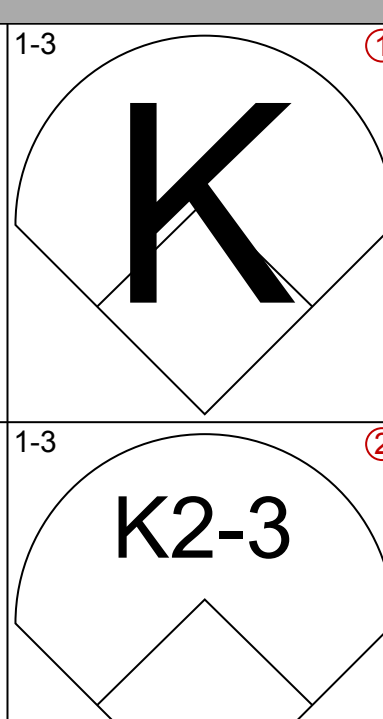
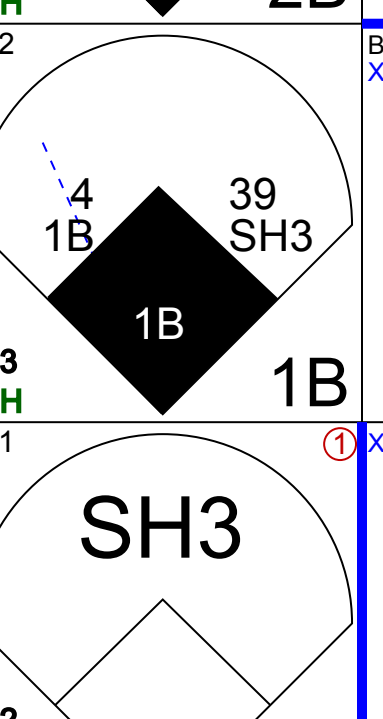
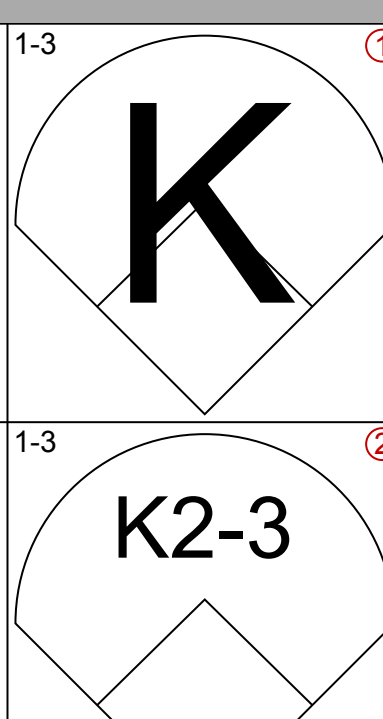
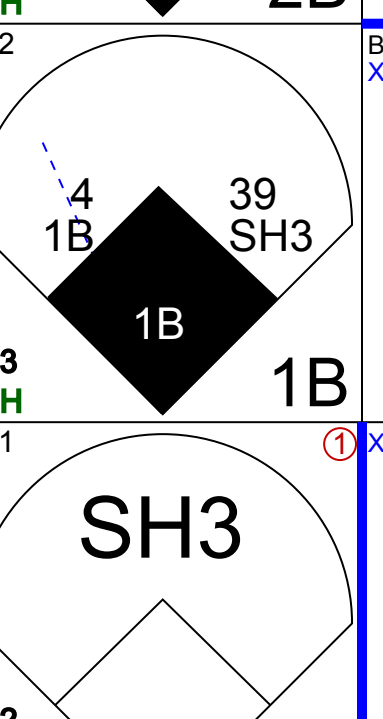
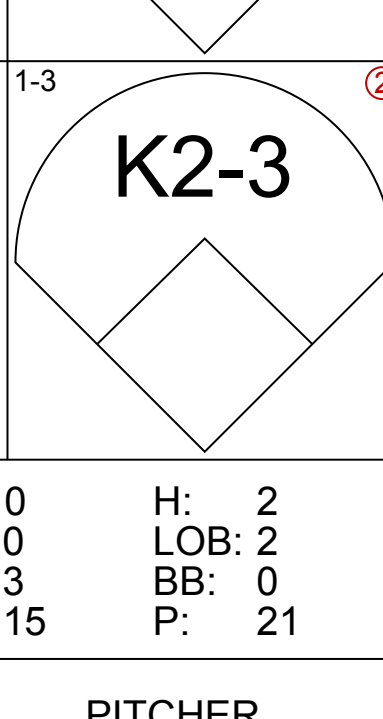
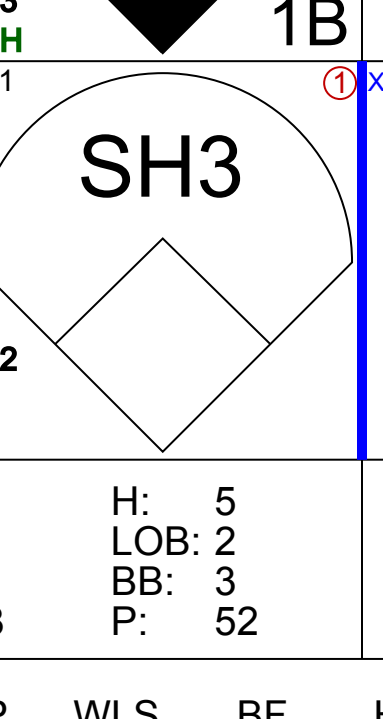
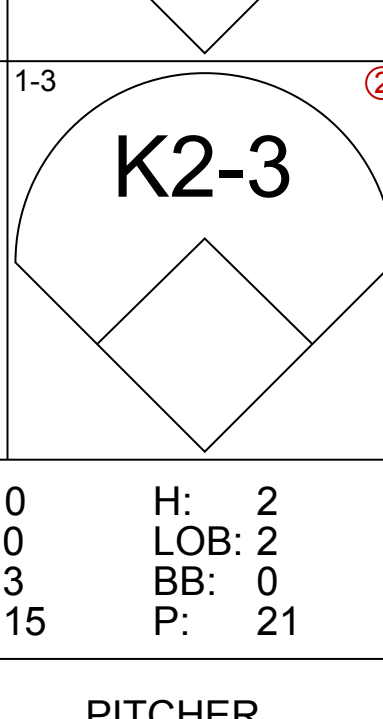
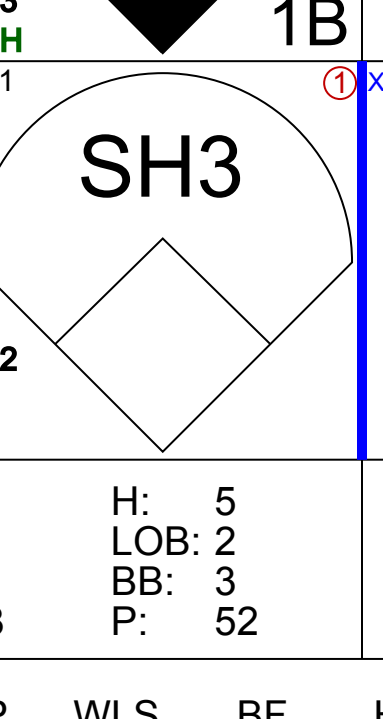
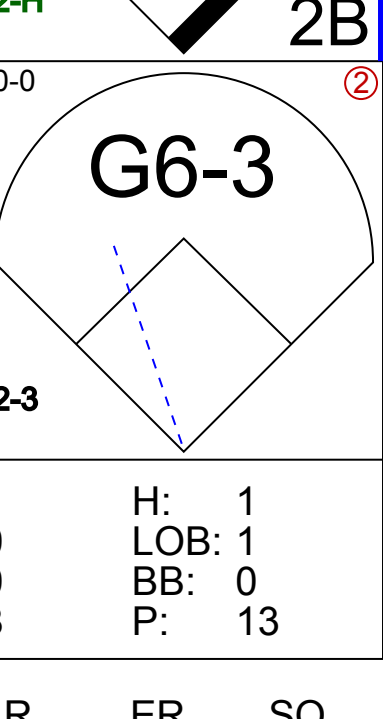
| | |
|-----|----|
| AB | 32 |
| R | 4 |
| H | 7 |
| RBI | 4 |
| BB | 3 |
| SO | 5 |
| LOB | 14 |



| Batter | 1 | 2 | 3 | 4 | 5 | 6 | 7 | 8 | 9 | AB | R | H | RBI | BB | SO | LOB | BOTTOM | |
|---|---|----------------------------------|-------------------------------|----------------------------------|-------------------------------|----------------------------------|-------------------------------|----------------------------------|-------------------------------|----------------------------------|-------------------------------|----------------------------------|-------------------------------|----------------------------------|----------------------------------|------------------------------------|--|----------------------------------|
| 11 Jimmy Rollins, S (1, 6) OBP: 0.331, SLG: 0.511 | | | | | | | | | | 4 | 1 | 1 | 0 | 1 | 0 | 2 | Cincinnati Reds @ Philadelphia Phillies Citizens Bank Park, Philadelphia, PA Tue Jun 26 2007, 7:05 PM EDT Att: 35,314 - Partly Cloudy - 91 F | |
| 9 Michael Bourn, L (1, 7) OBP: 0.404, SLG: 0.388 | | | | | | | | | | 3 | 1 | 1 | 0 | 2 | 0 | 3 | | |
| 26 Chase Utley, L (1, 4) OBP: 0.405, SLG: 0.566 | | | | | | | | | | 4 | 2 | 3 | 2 | 1 | 0 | 2 | | |
| 6 Ryan Howard, L (1, 3) OBP: 0.382, SLG: 0.556 | | | | | | | | | | 5 | 1 | 1 | 2 | 0 | 4 | 4 | | |
| Aaron Rowand, R (1, 8) OBP: 0.392, SLG: 0.482 | | | | | | | | | | 5 | 1 | 1 | 0 | 0 | 2 | 2 | | |
| 8 Shane Victorino, S (1, 9) OBP: 0.345, SLG: 0.414 | | | | | | | | | | 4 | 3 | 2 | 1 | 1 | 0 | 0 | | |
| 19 Greg Dobbs, L (1, 5) Abraham Nunez, S (7, 5) OBP: 0.315, SLG: 0.327 | | | | | | | | | | 4 | 1 | 3 | 0 | 0 | 1 | 3 | | |
| 51 Carlos Ruiz, R (1, 2) OBP: 0.333, SLG: 0.412 | | | | | | | | | | 4 | 1 | 3 | 4 | 1 | 0 | 1 | | |
| 38 Kyle Kendrick, R (1, 1) 59 Mike Zagurski, L (7, 1) Wes Helms, R (6, PH) Geoff Geary, R (9, 1) | | | | | | | | | | 3 | 0 | 0 | 0 | 1 | 2 | 4 | | |
| Inning Stats | R: 2 E: 0 K: 1 S: 10 | H: 2 LOB: 1 BB: 1 P: 21 | R: 4 E: 0 K: 1 S: 14 | H: 4 LOB: 1 BB: 2 P: 27 | R: 1 E: 0 K: 1 S: 13 | H: 3 LOB: 3 BB: 1 P: 25 | R: 3 E: 0 K: 2 S: 12 | H: 2 LOB: 1 BB: 2 P: 25 | R: 0 E: 0 K: 1 S: 10 | H: 1 LOB: 2 BB: 0 P: 10 | R: 1 E: 0 K: 1 S: 12 | H: 1 LOB: 0 BB: 0 P: 21 | R: 0 E: 0 K: 2 S: 12 | H: 1 LOB: 2 BB: 1 P: 24 | 1B: 9 2B: 4 3B: 0 HR: 3 | SF: 0 SAC: 0 DP: 2 HBP: 0 | | WP: 1 PB: 0 SB: 2 CS: 0 |
| PITCHER | IP WLS BF H R ER SO BB IBB HBP BLK WP HR S P ERA WHIP | | | | | | | | | | | | | | | | | |
| 34 Homer Bailey, R (1, 1) ERA: 6.41 | 1.2 L 12 6 6 6 1 3 0 0 0 0 1 21 44 18.00 2.500 | | | | | | | | | | | | | | | | | |
| Mike Gosing, L (2, 1) ERA: 9.82 | 2.0 13 4 4 4 4 1 2 0 0 0 0 1 26 50 0.00 1.714 | | | | | | | | | | | | | | | | | |
| 56 Todd Coffey, R (4, 1) ERA: 4.6 | 2.1 11 4 0 0 2 0 0 0 0 0 0 20 28 9.00 1.000 | | | | | | | | | | | | | | | | | |
| Victor Santos, R (7, 1) ERA: 4.86 | 1.0 4 1 1 1 1 0 0 0 0 0 1 12 21 0.00 2.000 | | | | | | | | | | | | | | | | | |
| 53 Brad Salmon, R (8, 1) ERA: 3.79 | 1.0 5 1 0 0 2 1 0 0 0 0 1 0 12 24 0.00 2.000 | | | | | | | | | | | | | | | | | |

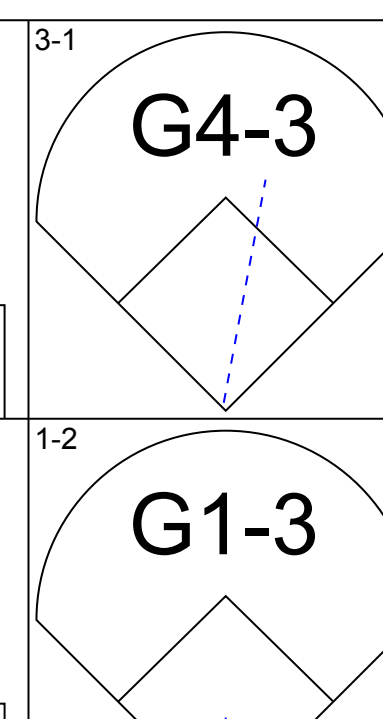
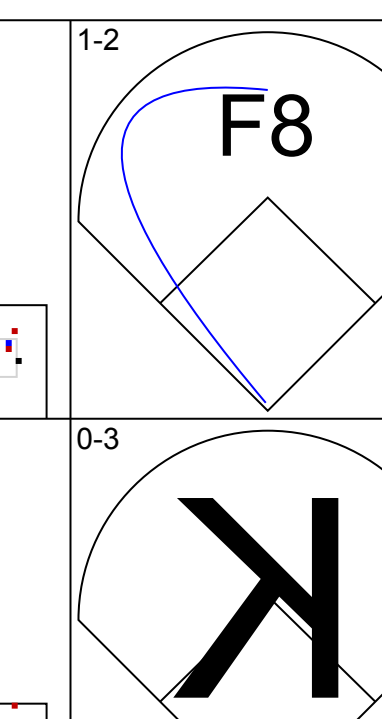
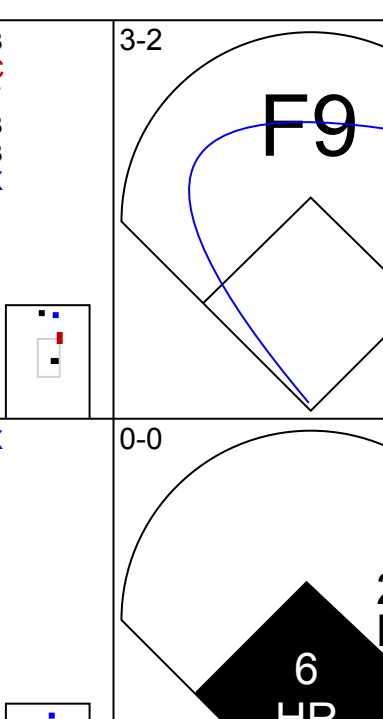
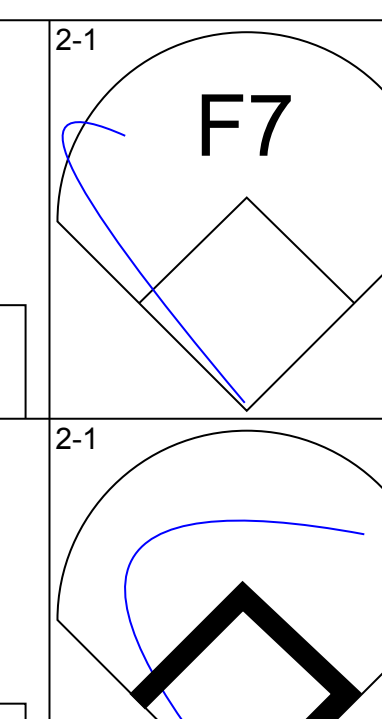
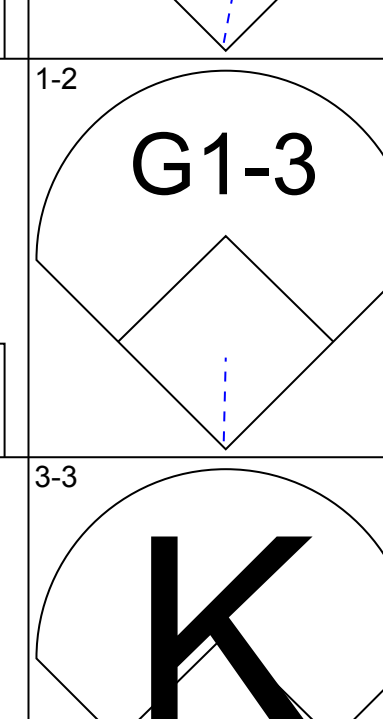
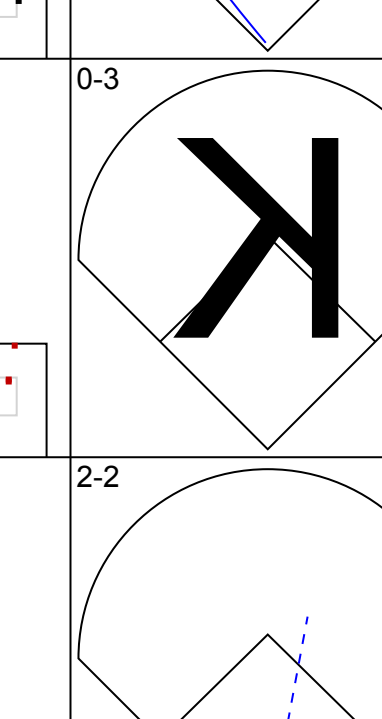
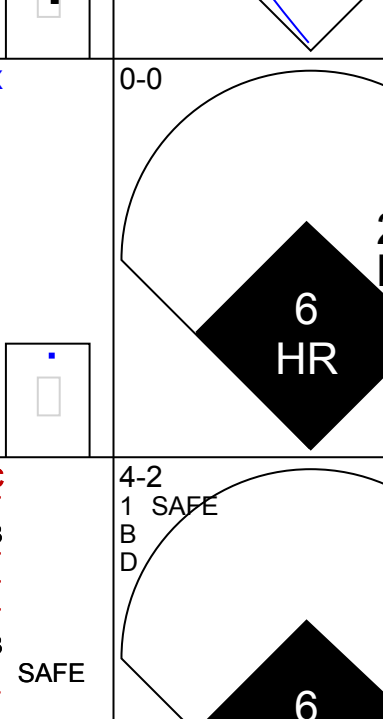
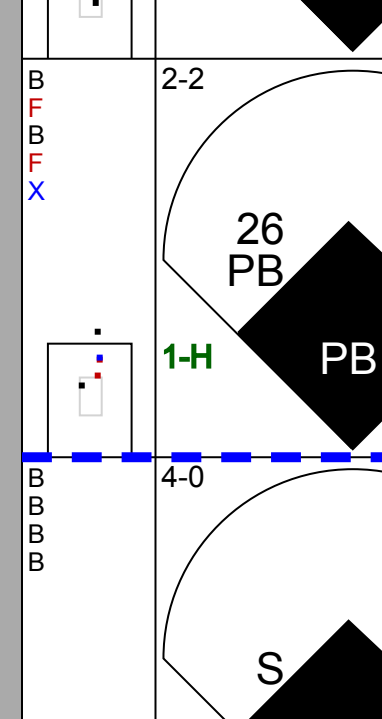
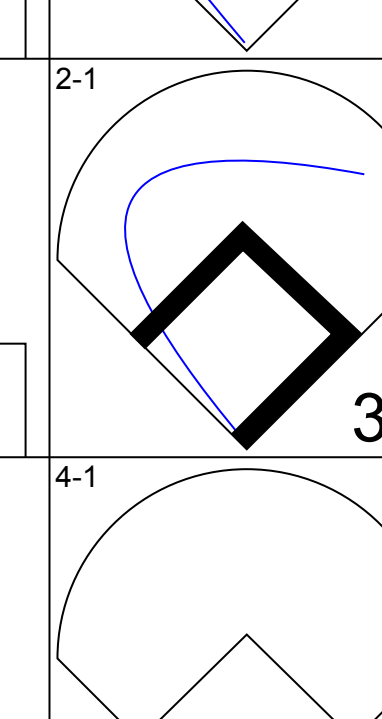

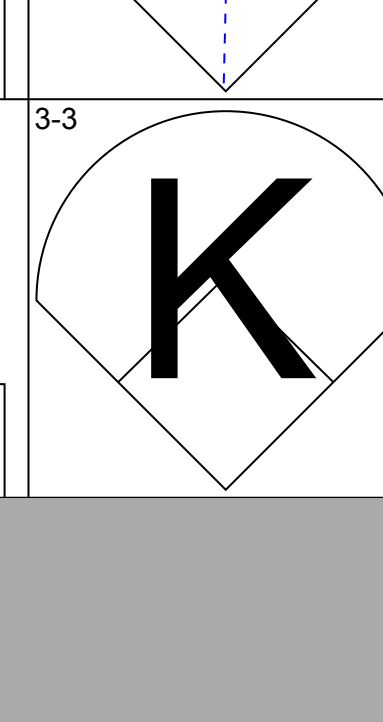
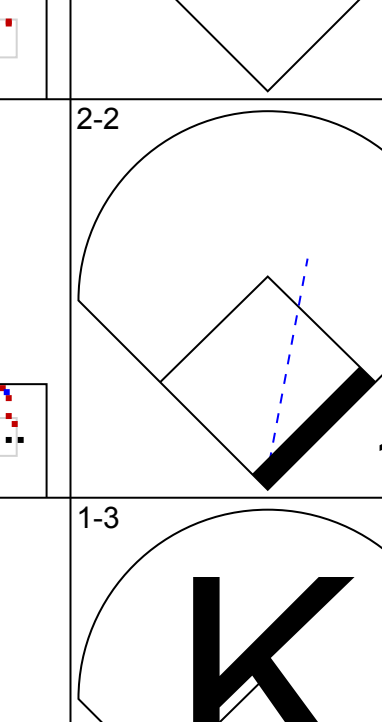
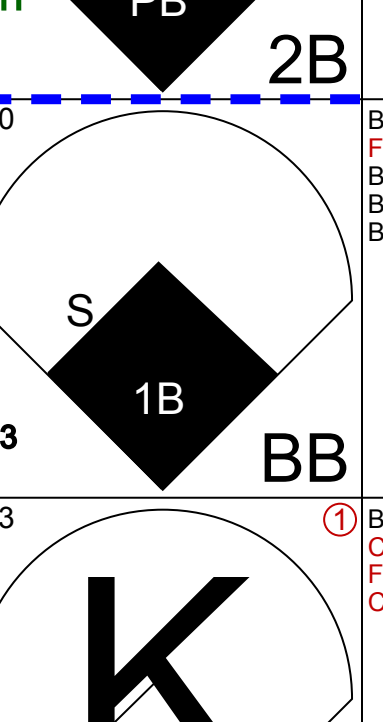
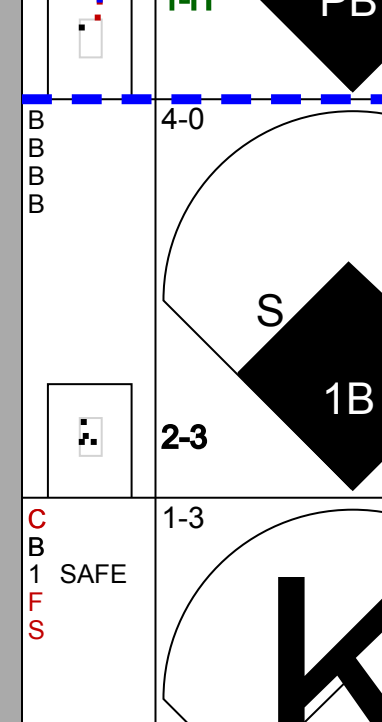
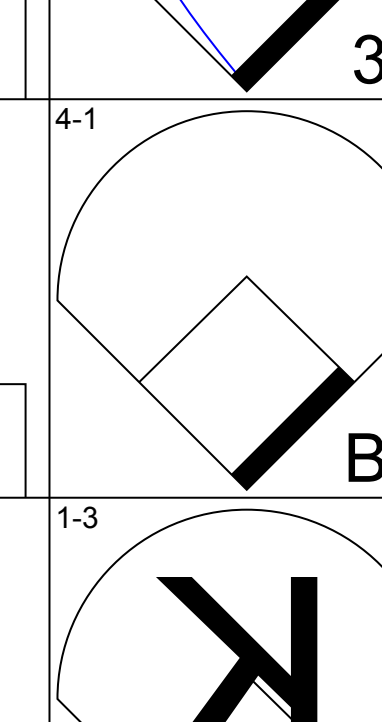
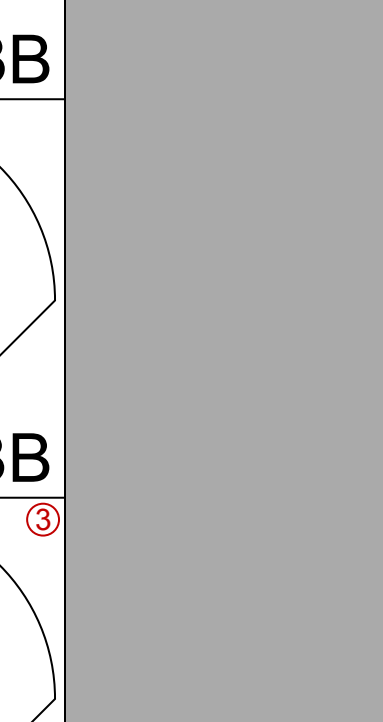
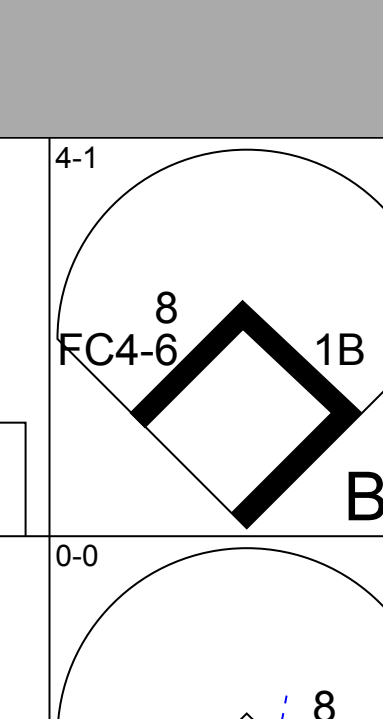
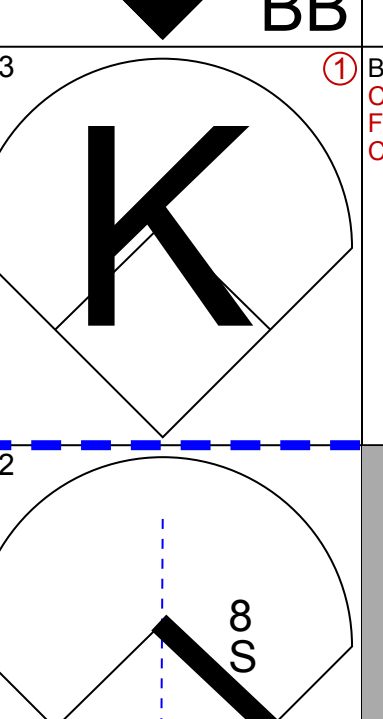
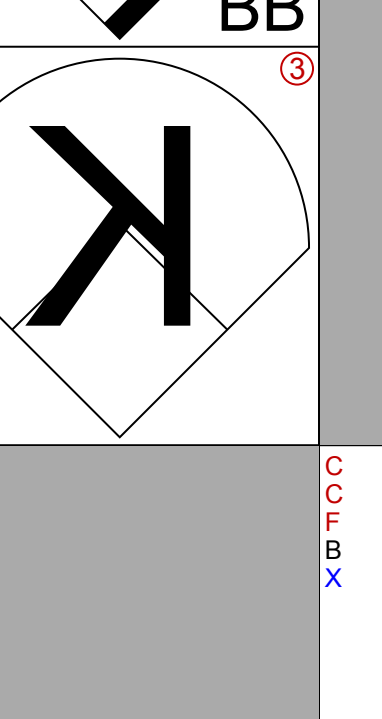
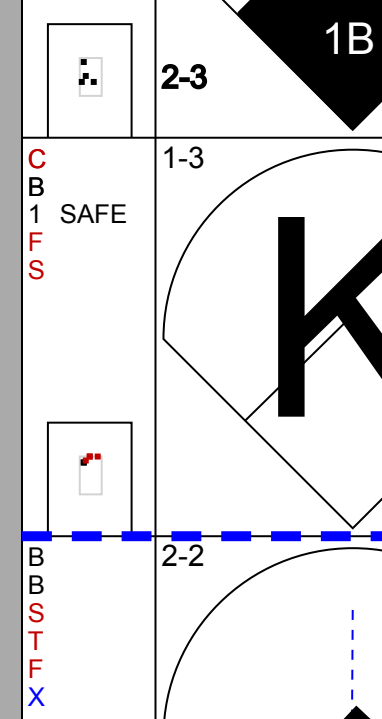
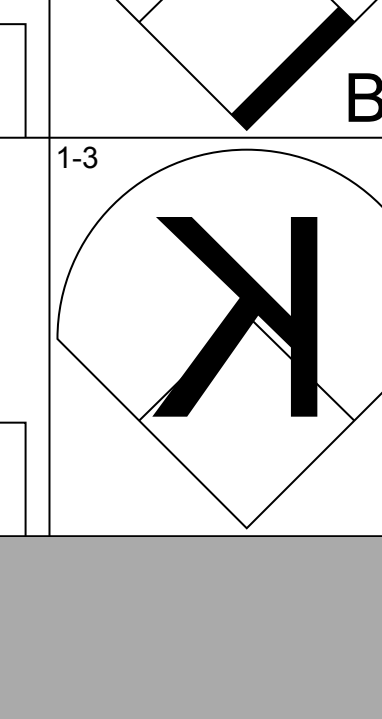
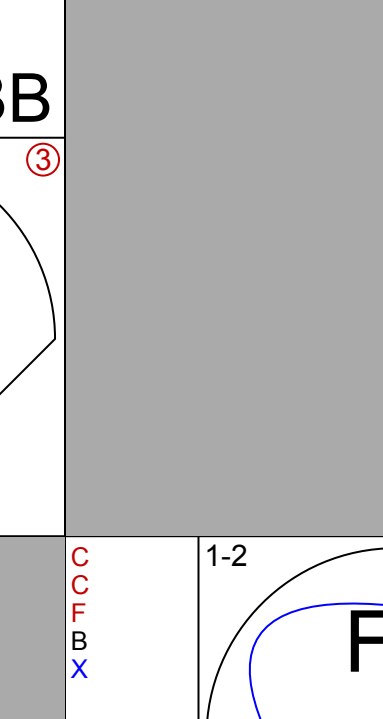
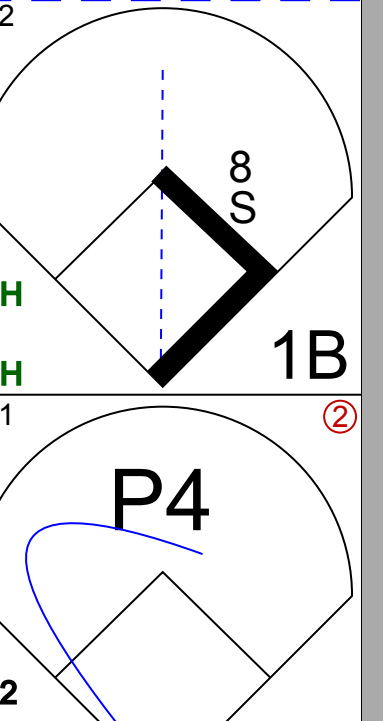
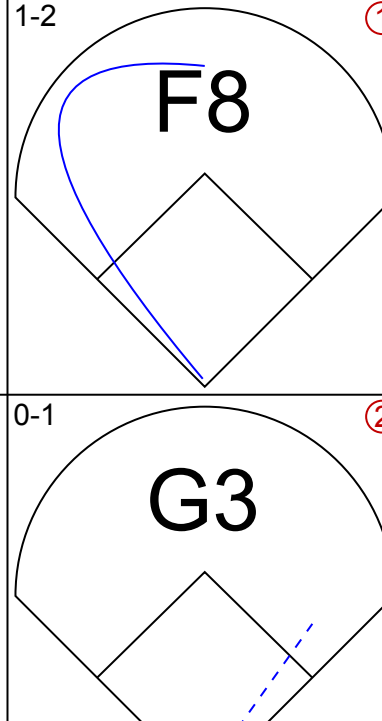
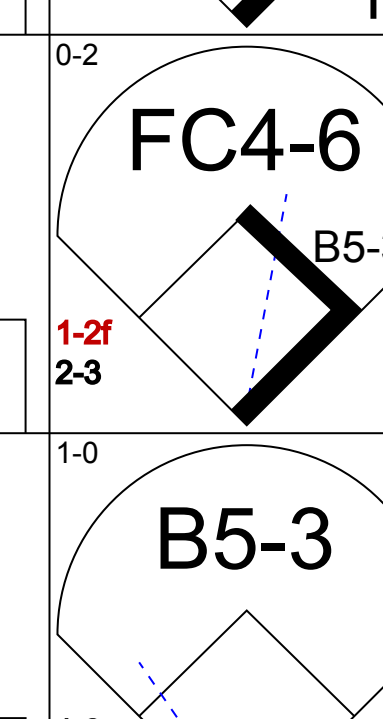
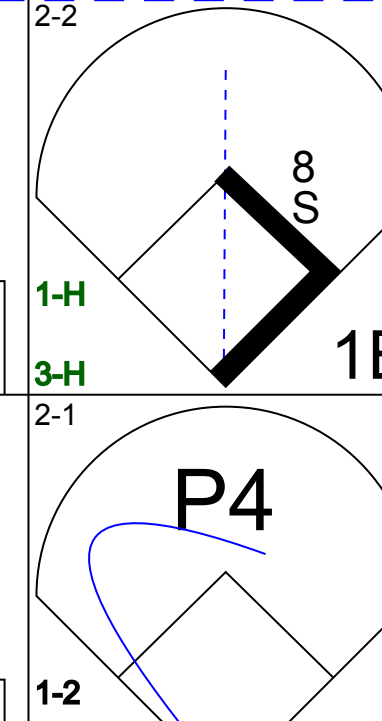
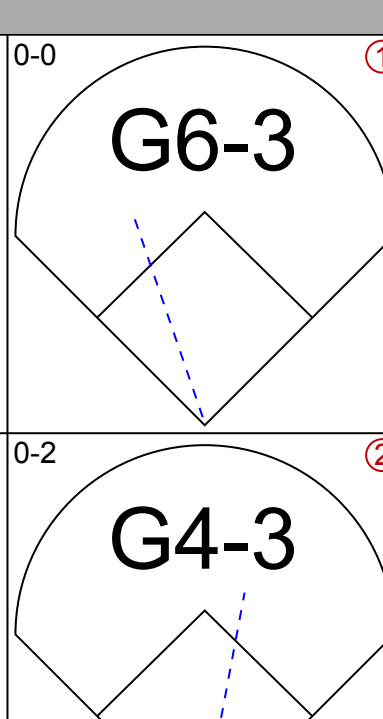
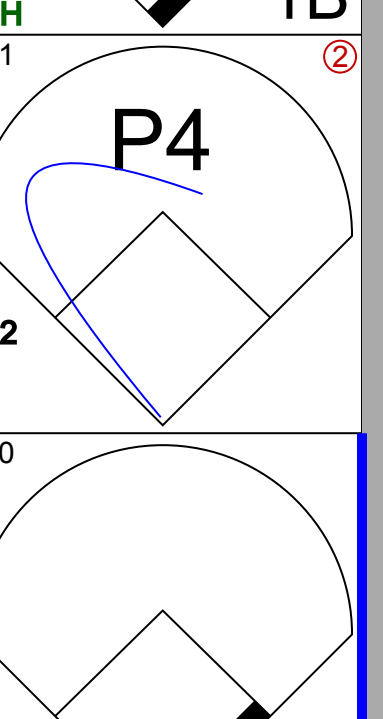
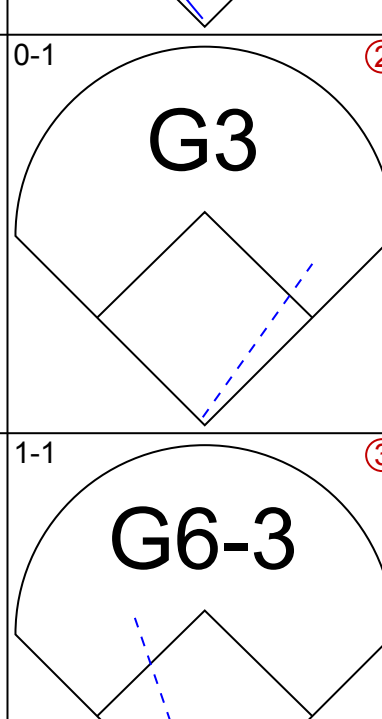
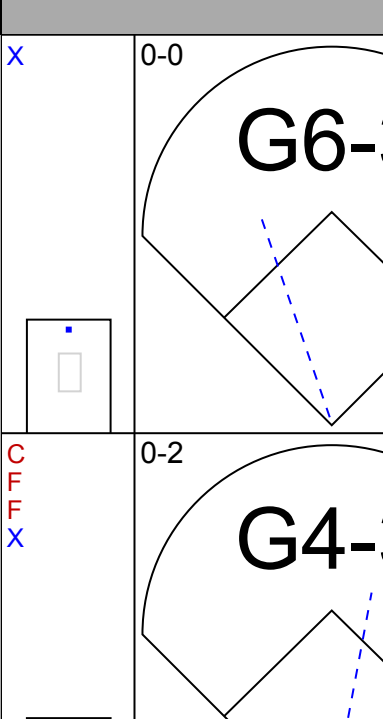
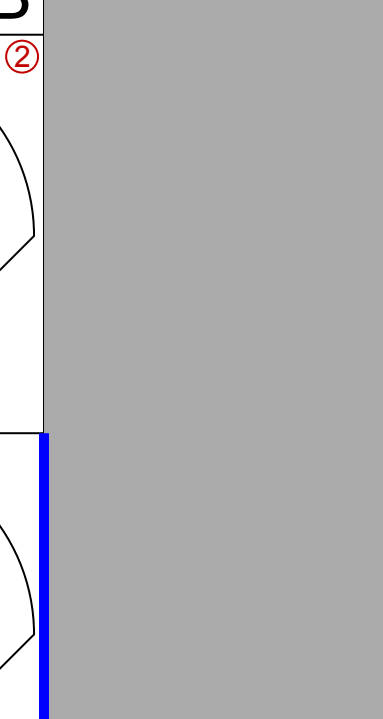
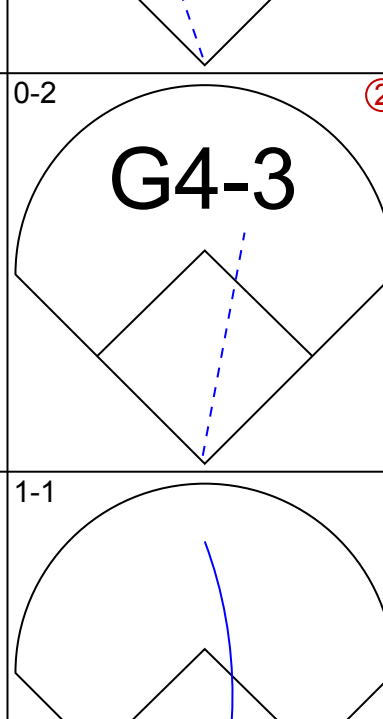
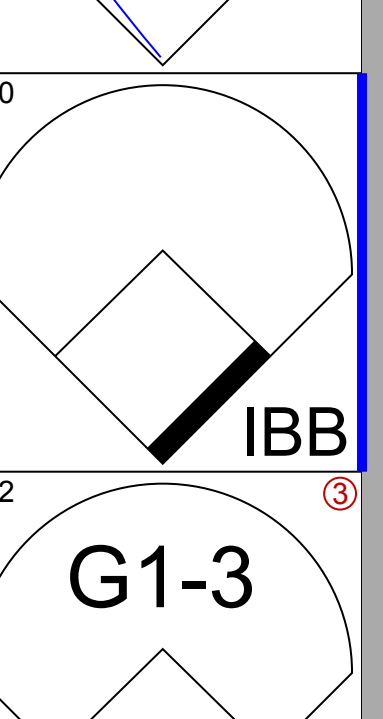
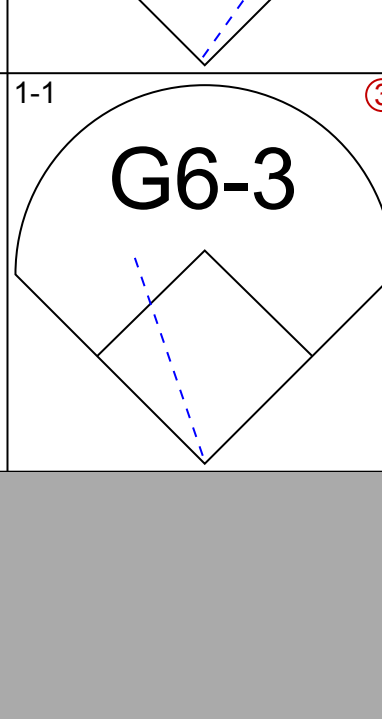
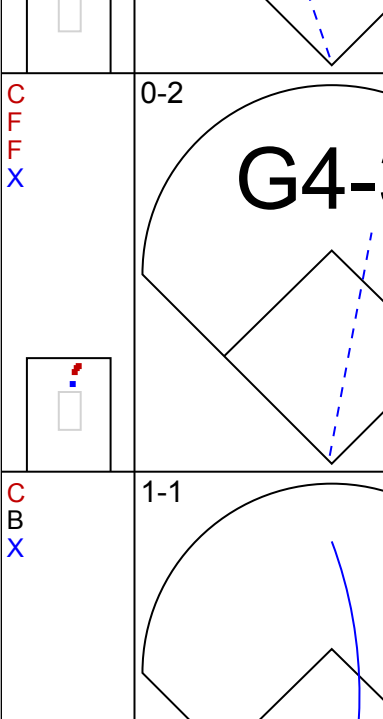
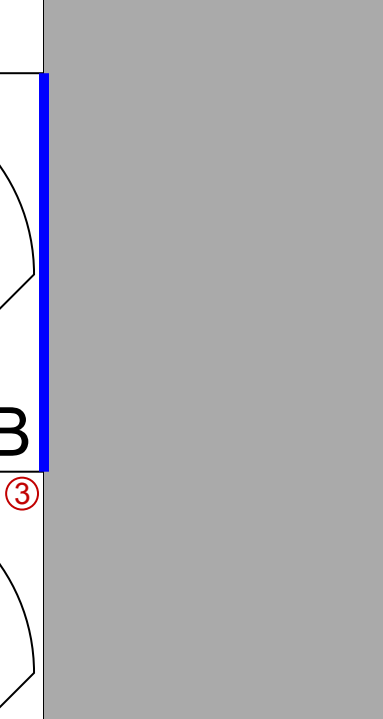
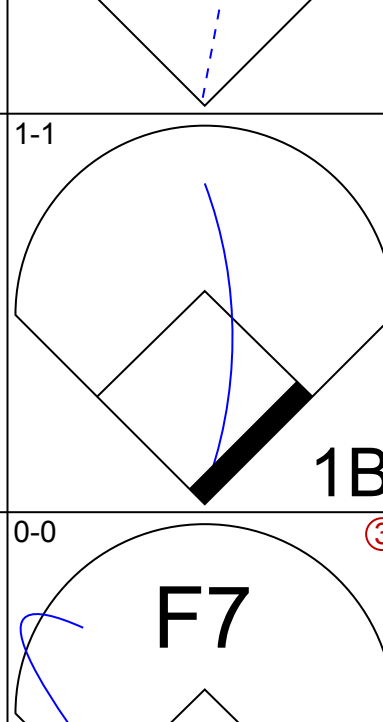
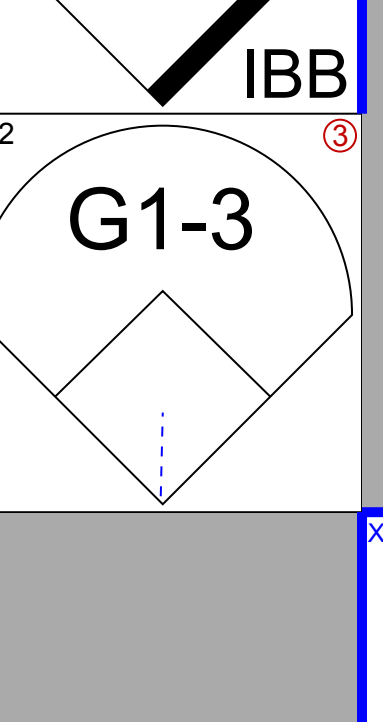
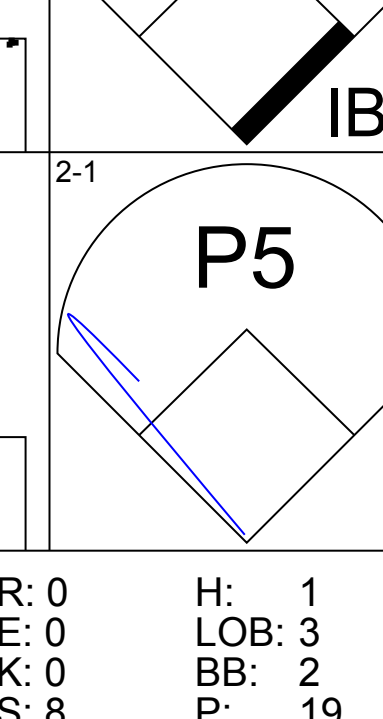
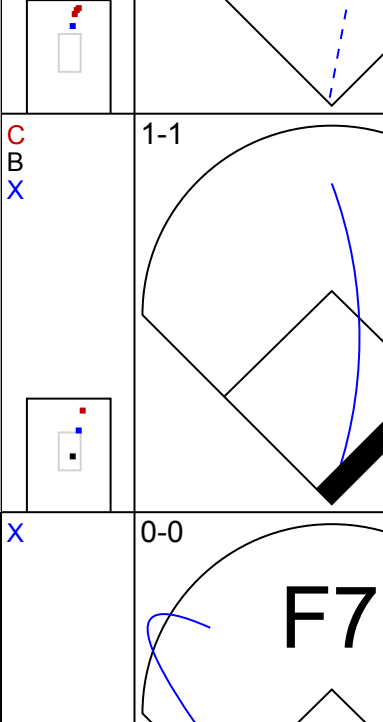
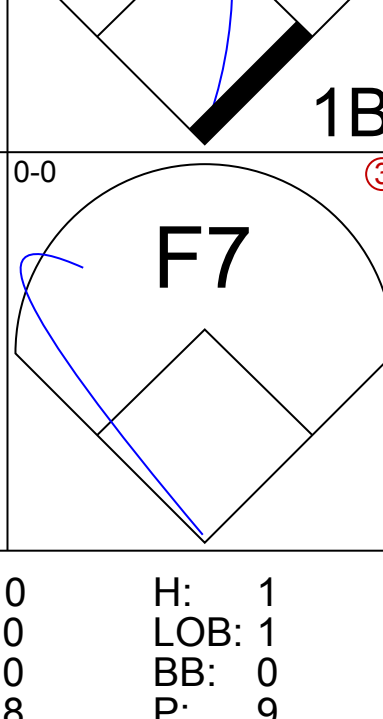
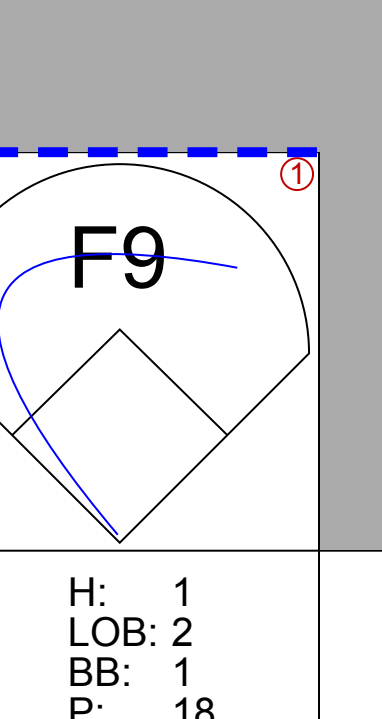
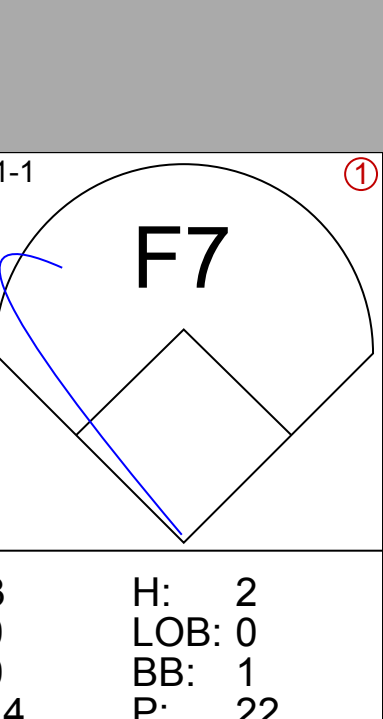
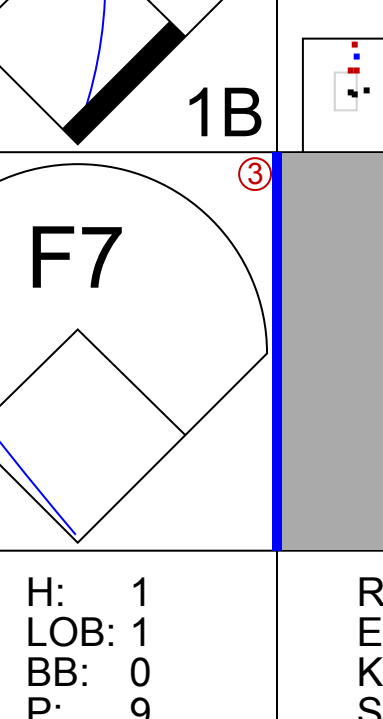
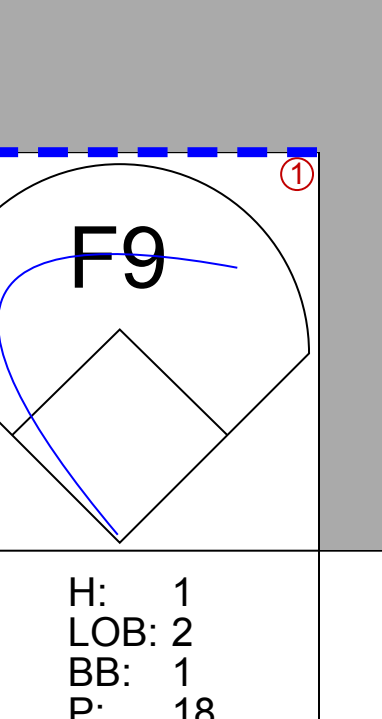
| | |
|-----|----|
| AB | 38 |
| R | 11 |
| H | 16 |
| RBI | 9 |
| BB | 7 |
| SO | 10 |
| LOB | 23 |



| Batter | 1 | 2 | 3 | 4 | 5 | 6 | 7 | 8 | 9 | AB | R | H | RBI | BB | SO | LOB | TOP | | | | | | |
|--|---|---|---|---|---|---|---|---|---|---|---|---|---|---|---|---|--|---|---|---|---|---|---|
| 33 Josh Hamilton, L OBP: 0.360, SLG: 0.519 |  | |  | | |  |  |  | | 4 | 1 | 1 | 0 | 1 | 1 | 1 | Cincinnati Reds @ Philadelphia Phillies Citizens Bank Park, Philadelphia, PA Wed Jun 27 2007, 7:05 PM EDT Att: 31,803 - Partly Cloudy - 92 F | | | | | | |
| 4 Brandon Phillips, R OBP: 0.325, SLG: 0.476 |  | | |  | |  |  |  | | 5 | 0 | 2 | 1 | 0 | 1 | 0 | | | | | | | |
| Ken Griffey Jr., L OBP: 0.382, SLG: 0.578 |  | | |  | |  |  |  | | 5 | 1 | 1 | 2 | 0 | 1 | 2 | | | | | | | |
| Jeff Conine, R OBP: 0.338, SLG: 0.433 59 Marcus McBeth, R OBP: 0.325, SLG: 0.476 Chad Moeller, R OBP: 0.190, SLG: 0.286 | |  | |  | |  |  |  | | 4 | 1 | 1 | 0 | 0 | 2 | 2 | | | | | | | |
| Adam Dunn, L OBP: 0.362, SLG: 0.575 30 Norris Hopper, R OBP: 0.307, SLG: 0.336 | |  | | |  | |  |  | | 4 | 2 | 1 | 2 | 1 | 1 | 2 | | | | | | | |
| 28 Edwin Encarnación, R OBP: 0.351, SLG: 0.372 |  |  | | |  | |  |  | | 2 | 2 | 0 | 0 | 2 | 0 | 0 | | | | | | | |
| 2 Alex Gonzalez, R OBP: 0.298, SLG: 0.460 |  | | | |  | |  |  | | 3 | 1 | 1 | 2 | 0 | 1 | 1 | | | | | | | |
| 26 David Ross, R OBP: 0.253, SLG: 0.390 Javier Valentín, S OBP: 0.333, SLG: 0.405 | | |  | | |  |  |  | | 2 | 0 | 0 | 0 | 0 | 1 | 0 | | | | | | | |
| 25 David Weathers, R OBP: 0.375, SLG: 0.448 | | |  | | |  |  |  | | 2 | 0 | 0 | 0 | 0 | 1 | 0 | | | | | | | |
| Inning Stats | R: 0 E: 0 K: 2 S: 8 | H: 0 LOB: 0 BB: 0 P: 12 | R: 0 E: 0 K: 1 S: 9 | H: 0 LOB: 1 BB: 1 P: 17 | R: 0 E: 0 K: 0 S: 7 | H: 0 LOB: 0 BB: 0 P: 11 | R: 0 E: 0 K: 1 S: 5 | H: 0 LOB: 0 BB: 0 P: 6 | R: 0 E: 0 K: 1 S: 6 | H: 0 LOB: 0 BB: 0 P: 10 | R: 0 E: 0 K: 3 S: 15 | H: 2 LOB: 2 BB: 0 P: 21 | R: 6 E: 0 K: 1 S: 28 | H: 5 LOB: 2 BB: 3 P: 52 | R: 1 E: 0 K: 0 S: 8 | H: 1 LOB: 1 BB: 0 P: 13 | | R: 2 E: 1 K: 0 S: 12 | H: 1 LOB: 0 BB: 0 P: 20 | 1B: 6 2B: 2 3B: 0 HR: 1 | SF: 0 SAC: 2 DP: 0 HBP: 1 | WP: 0 PB: 0 SB: 0 CS: 0 | PA: 42 |
| PITCHER | IP WLS BF H R ER SO BB IBB HBP BLK WP HR S P ERA WHIP | IP WLS BF H R ER SO BB IBB HBP BLK WP HR S P ERA WHIP | IP WLS BF H R ER SO BB IBB HBP BLK WP HR S P ERA WHIP | IP WLS BF H R ER SO BB IBB HBP BLK WP HR S P ERA WHIP | IP WLS BF H R ER SO BB IBB HBP BLK WP HR S P ERA WHIP | IP WLS BF H R ER SO BB IBB HBP BLK WP HR S P ERA WHIP | IP WLS BF H R ER SO BB IBB HBP BLK WP HR S P ERA WHIP | IP WLS BF H R ER SO BB IBB HBP BLK WP HR S P ERA WHIP | IP WLS BF H R ER SO BB IBB HBP BLK WP HR S P ERA WHIP | IP WLS BF H R ER SO BB IBB HBP BLK WP HR S P ERA WHIP | IP WLS BF H R ER SO BB IBB HBP BLK WP HR S P ERA WHIP | IP WLS BF H R ER SO BB IBB HBP BLK WP HR S P ERA WHIP | IP WLS BF H R ER SO BB IBB HBP BLK WP HR S P ERA WHIP | IP WLS BF H R ER SO BB IBB HBP BLK WP HR S P ERA WHIP | IP WLS BF H R ER SO BB IBB HBP BLK WP HR S P ERA WHIP | IP WLS BF H R ER SO BB IBB HBP BLK WP HR S P ERA WHIP | IP WLS BF H R ER SO BB IBB HBP BLK WP HR S P ERA WHIP | IP WLS BF H R ER SO BB IBB HBP BLK WP HR S P ERA WHIP | IP WLS BF H R ER SO BB IBB HBP BLK WP HR S P ERA WHIP | IP WLS BF H R ER SO BB IBB HBP BLK WP HR S P ERA WHIP | IP WLS BF H R ER SO BB IBB HBP BLK WP HR S P ERA WHIP | IP WLS BF H R ER SO BB IBB HBP BLK WP HR S P ERA WHIP | IP WLS BF H R ER SO BB IBB HBP BLK WP HR S P ERA WHIP |


| | |
|-----|----|
| AB | 35 |
| R | 9 |
| H | 9 |
| RBI | 9 |
| BB | 4 |
| SO | 9 |
| LOB | 10 |




| Batter | 1 | 2 | 3 | 4 | 5 | 6 | 7 | 8 | 9 | AB | R | H | RBI | BB | SO | LOB | BOTTOM | | | | | | |
|--|---|---|---|---|---|---|---|---|---|---|---|---|---|---|---|---|--|---|---|---|---|---|---|
| 11 Jimmy Rollins, S OBP: 0.329, SLG: 0.506 |  | |  | | |  | |  | | 5 | 1 | 1 | 0 | 0 | 0 | 0 | Cincinnati Reds @ Philadelphia Phillies Citizens Bank Park, Philadelphia, PA Wed Jun 27 2007, 7:05 PM EDT Att: 31,803 - Partly Cloudy - 92 F | | | | | | |
| 9 Michael Bourn, L OBP: 0.390, SLG: 0.373 19 Greg Dobbs, L OBP: 0.333, SLG: 0.556 |  | |  | |  |  |  |  | | 2 | 0 | 0 | 0 | 0 | 1 | 0 | | | | | | | |
| 26 Chase Utley, L OBP: 0.410, SLG: 0.566 |  | |  | |  |  |  |  | | 2 | 2 | 1 | 0 | 3 | 1 | 0 | | | | | | | |
| 6 Ryan Howard, L OBP: 0.382, SLG: 0.564 | |  |  | |  |  |  |  | | 4 | 1 | 1 | 3 | 1 | 3 | 5 | | | | | | | |
| Aaron Rowand, R OBP: 0.392, SLG: 0.481 | |  | |  |  | |  |  | | 5 | 0 | 2 | 1 | 0 | 0 | 0 | | | | | | | |
| 8 Shane Victorino, S OBP: 0.339, SLG: 0.407 | |  | |  | |  |  |  | | 5 | 0 | 0 | 0 | 0 | 0 | 3 | | | | | | | |
| Abraham Nunez, S OBP: 0.319, SLG: 0.327 63 Ryan Madson, L OBP: 0.333, SLG: 0.407 Jose Mesa, R OBP: 0.371, SLG: 0.374 Pat Burrell, R OBP: 0.371, SLG: 0.374 | |  | |  | |  |  |  | | 3 | 0 | 1 | 0 | 1 | 0 | 2 | | | | | | | |
| 51 Carlos Ruiz, R OBP: 0.337, SLG: 0.411 | |  | |  | |  |  | | | 3 | 0 | 1 | 0 | 1 | 0 | 3 | | | | | | | |
| Jamie Moyer, L OBP: 0.167, SLG: 0.194 Geoff Geary, R OBP: 0.319, SLG: 0.327 59 Mike Zagurski, L OBP: 0.333, SLG: 0.407 48 Brian Sanches, R OBP: 0.371, SLG: 0.374 Wes Helms, R OBP: 0.303, SLG: 0.315 | |  | | |  |  | |  | | 3 | 0 | 0 | 0 | 0 | 0 | 4 | | | | | | | |
| Inning Stats | R: 0 E: 0 K: 1 S: 8 | H: 0 LOB: 0 BB: 0 P: 15 | R: 0 E: 0 K: 0 S: 8 | H: 1 LOB: 3 BB: 2 P: 19 | R: 0 E: 0 K: 2 S: 14 | H: 1 LOB: 1 BB: 0 P: 18 | R: 0 E: 0 K: 0 S: 7 | H: 1 LOB: 1 BB: 0 P: 10 | R: 3 E: 0 K: 0 S: 14 | H: 2 LOB: 0 BB: 1 P: 22 | R: 0 E: 0 K: 0 S: 8 | H: 1 LOB: 1 BB: 0 P: 9 | R: 3 E: 0 K: 1 S: 18 | H: 3 LOB: 2 BB: 2 P: 38 | R: 0 E: 0 K: 1 S: 9 | H: 1 LOB: 2 BB: 1 P: 18 | | R: 0 E: 0 K: 0 S: 8 | H: 0 LOB: 0 BB: 0 P: 10 | 1B: 7 2B: 1 3B: 1 HR: 1 | SF: 0 SAC: 0 DP: 0 HBP: 0 | WP: 0 PB: 2 SB: 3 CS: 0 | PA: 43 |
| PITCHER | IP WLS BF H R ER SO BB IBB HBP BLK WP HR S P ERA WHIP | IP WLS BF H R ER SO BB IBB HBP BLK WP HR S P ERA WHIP | IP WLS BF H R ER SO BB IBB HBP BLK WP HR S P ERA WHIP | IP WLS BF H R ER SO BB IBB HBP BLK WP HR S P ERA WHIP | IP WLS BF H R ER SO BB IBB HBP BLK WP HR S P ERA WHIP | IP WLS BF H R ER SO BB IBB HBP BLK WP HR S P ERA WHIP | IP WLS BF H R ER SO BB IBB HBP BLK WP HR S P ERA WHIP | IP WLS BF H R ER SO BB IBB HBP BLK WP HR S P ERA WHIP | IP WLS BF H R ER SO BB IBB HBP BLK WP HR S P ERA WHIP | IP WLS BF H R ER SO BB IBB HBP BLK WP HR S P ERA WHIP | IP WLS BF H R ER SO BB IBB HBP BLK WP HR S P ERA WHIP | IP WLS BF H R ER SO BB IBB HBP BLK WP HR S P ERA WHIP | IP WLS BF H R ER SO BB IBB HBP BLK WP HR S P ERA WHIP | IP WLS BF H R ER SO BB IBB HBP BLK WP HR S P ERA WHIP | IP WLS BF H R ER SO BB IBB HBP BLK WP HR S P ERA WHIP | IP WLS BF H R ER SO BB IBB HBP BLK WP HR S P ERA WHIP | IP WLS BF H R ER SO BB IBB HBP BLK WP HR S P ERA WHIP | IP WLS BF H R ER SO BB IBB HBP BLK WP HR S P ERA WHIP | IP WLS BF H R ER SO BB IBB HBP BLK WP HR S P ERA WHIP | IP WLS BF H R ER SO BB IBB HBP BLK WP HR S P ERA WHIP | IP WLS BF H R ER SO BB IBB HBP BLK WP HR S P ERA WHIP | IP WLS BF H R ER SO BB IBB HBP BLK WP HR S P ERA WHIP | IP WLS BF H R ER SO BB IBB HBP BLK WP HR S P ERA WHIP |



| Batter | 1 | 2 | 3 | 4 | 5 | 6 | 7 | 8 | 9 | AB | R | H | RBI | BB | SO | LOB | TOP | | | | | | | | | | |
|---|-------------------------------|----------------------------------|-------------------------------|----------------------------------|------------------------------|----------------------------------|-------------------------------|----------------------------------|-------------------------------|----------------------------------|-------------------------------|----------------------------------|-------------------------------|----------------------------------|-------------------------------|----------------------------------|---|------------------------------------|----------------------------------|------------------------------------|----------------------------------|--------|--|--|--|--|--|
| 7 José Reyes, S OBP: 0.396, SLG: 0.457 | | | | | | | | | | 4 | 1 | 2 | 1 | 0 | 1 | 1 | New York Mets @ Philadelphia Phillies Citizens Bank Park, Philadelphia, PA Fri Jun 29 2007, 1:35 PM EDT Att: 35,849 - Drizzlie - 73 F | | | | | | | | | | |
| 22 José Valentín, S OBP: 0.326, SLG: 0.441 | | | | | | | | | | 4 | 0 | 1 | 0 | 0 | 2 | 1 | | | | | | | | | | | |
| 15 Carlos Beltrán, S OBP: 0.344, SLG: 0.441 | | | | | | | | | | 4 | 0 | 0 | 0 | 0 | 1 | 1 | | | | | | | | | | | |
| 5 David Wright, R OBP: 0.378, SLG: 0.497 | | | | | | | | | | 3 | 1 | 1 | 0 | 1 | 1 | 0 | | | | | | | | | | | |
| 21 Carlos Delgado, L OBP: 0.291, SLG: 0.412 | | | | | | | | | | 4 | 2 | 3 | 2 | 0 | 1 | 0 | | | | | | | | | | | |
| Shawn Green, L OBP: 0.333, SLG: 0.445 | | | | | | | | | | 4 | 0 | 0 | 0 | 0 | 0 | 3 | | | | | | | | | | | |
| 27 Carlos Gómez, R OBP: 0.309, SLG: 0.371 | | | | | | | | | | 0 | 0 | 0 | 0 | 0 | 0 | 0 | | | | | | | | | | | |
| 11 Ramon Castro, R OBP: 0.320, SLG: 0.478 | | | | | | | | | | 4 | 1 | 1 | 1 | 0 | 2 | 0 | | | | | | | | | | | |
| Ricky Ledee, L OBP: 0.308, SLG: 0.478 | | | | | | | | | | 3 | 1 | 0 | 0 | 1 | 1 | 0 | | | | | | | | | | | |
| 26 Orlando Hernández, R OBP: 0.286, SLG: 0.296 | | | | | | | | | | 3 | 0 | 1 | 1 | 0 | 1 | 0 | | | | | | | | | | | |
| 59 Guillermo Mota, R ERA: 2.7 | | | | | | | | | | 0 | 0 | 0 | 0 | 0 | 0 | 0 | | | | | | | | | | | |
| 25 Pedro Feliciano, L ERA: 1.88 | | | | | | | | | | 0 | 0 | 0 | 0 | 0 | 0 | 0 | | | | | | | | | | | |
| Aaron Heilman, R ERA: 3.93 | | | | | | | | | | 0 | 0 | 0 | 0 | 0 | 0 | 0 | | | | | | | | | | | |
| Ruben Gotay, S OBP: 0.296, SLG: 0.493 | | | | | | | | | | 1 | 0 | 0 | 0 | 0 | 0 | 0 | | | | | | | | | | | |
| 13 Billy Wagner, L ERA: 1.78 | | | | | | | | | | 0 | 0 | 0 | 0 | 0 | 0 | 0 | | | | | | | | | | | |
| Inning Stats | R: 0 E: 0 K: 3 S: 9 | H: 0 LOB: 0 BB: 0 P: 14 | R: 2 E: 0 K: 1 S: 14 | H: 2 LOB: 0 BB: 0 P: 23 | R: 1 E: 0 K: 0 S: 8 | H: 1 LOB: 0 BB: 0 P: 15 | R: 3 E: 0 K: 1 S: 17 | H: 3 LOB: 1 BB: 1 P: 30 | R: 0 E: 0 K: 0 S: 11 | H: 0 LOB: 2 BB: 1 P: 20 | R: 0 E: 0 K: 2 S: 8 | H: 1 LOB: 0 BB: 0 P: 11 | R: 0 E: 0 K: 1 S: 9 | H: 0 LOB: 0 BB: 0 P: 16 | R: 0 E: 0 K: 1 S: 7 | H: 0 LOB: 0 BB: 0 P: 10 | 1B: 4 2B: 3 3B: 0 HR: 2 | SF: 0 SAC: 0 DP: 1 HBP: 0 | WP: 1 PB: 0 SB: 1 CS: 1 | PA: 36 | | | | | | | |
| PITCHER | IP | WLS | BF | H | R | ER | SO | BB | IBB | HBP | BLK | WP | HR | S | P | ERA | WHIP | | | | | | | | | | |
| 58 J.D. Durbin, R ERA: 21.94 | 4.2 | L | 23 | 8 | 6 | 6 | 5 | 1 | 1 | 0 | 0 | 1 | 2 | 58 | 100 | 11.57 | 1.929 | | | | | | | | | | |
| 48 Brian Sanches, R ERA: 2.7 | 1.1 | | 4 | 0 | 0 | 0 | 2 | 0 | 0 | 0 | 0 | 0 | 0 | 9 | 13 | 0.00 | 0.000 | | | | | | | | | | |
| Clay Condrey, R ERA: 7.36 | 1.1 | | 4 | 1 | 0 | 0 | 1 | 0 | 0 | 0 | 0 | 0 | 0 | 12 | 16 | 0.00 | 0.750 | | | | | | | | | | |
| 59 Mike Zagurski, L ERA: 4.5 | 0.2 | | 2 | 0 | 0 | 0 | 1 | 0 | 0 | 0 | 0 | 0 | 0 | 7 | 11 | 0.00 | 0.000 | | | | | | | | | | |
| Jose Mesa, R ERA: 8.41 | 1.0 | | 3 | 0 | 0 | 0 | 1 | 0 | 0 | 0 | 0 | 0 | 0 | 7 | 10 | 0.00 | 0.000 | | | | | | | | | | |
| Batter | 1 | 2 | 3 | 4 | 5 | 6 | 7 | 8 | 9 | AB | R | H | RBI | BB | SO | LOB | BOTTOM | | | | | | | | | | |
| 11 Jimmy Rollins, S OBP: 0.331, SLG: 0.512 | | | | | | | | | | 4 | 0 | 0 | 0 | 0 | 1 | 0 | New York Mets @ Philadelphia Phillies Citizens Bank Park, Philadelphia, PA Fri Jun 29 2007, 1:35 PM EDT Att: 35,849 - Drizzlie - 73 F | | | | | | | | | | |
| 9 Michael Bourn, L OBP: 0.385, SLG: 0.357 | | | | | | | | | | 3 | 1 | 1 | 0 | 1 | 0 | 0 | | | | | | | | | | | |
| 26 Chase Utley, L OBP: 0.411, SLG: 0.580 | | | | | | | | | | 3 | 0 | 0 | 0 | 1 | 1 | 2 | | | | | | | | | | | |
| 6 Ryan Howard, L OBP: 0.381, SLG: 0.548 | | | | | | | | | | 3 | 0 | 0 | 0 | 1 | 2 | 2 | | | | | | | | | | | |
| Aaron Rowand, R OBP: 0.326, SLG: 0.490 | | | | | | | | | | 3 | 1 | 1 | 1 | 0 | 2 | 2 | | | | | | | | | | | |
| Clay Condrey, R ERA: 2.7 | | | | | | | | | | 0 | 0 | 0 | 0 | 0 | 0 | 0 | | | | | | | | | | | |
| 59 Mike Zagurski, L ERA: 4.5 | | | | | | | | | | 0 | 0 | 0 | 0 | 0 | 0 | 0 | | | | | | | | | | | |
| Pat Burrell, R OBP: 0.325, SLG: 0.375 | | | | | | | | | | 1 | 0 | 1 | 1 | 0 | 0 | 0 | | | | | | | | | | | |
| 23 Adam Eaton, R OBP: 0.285, SLG: 0.222 | | | | | | | | | | 0 | 0 | 0 | 0 | 0 | 0 | 0 | | | | | | | | | | | |
| Jose Mesa, R ERA: 8.41 | | | | | | | | | | 0 | 0 | 0 | 0 | 0 | 0 | 0 | | | | | | | | | | | |
| 19 Greg Dobbs, L OBP: 0.331, SLG: 0.550 | | | | | | | | | | 4 | 1 | 1 | 0 | 0 | 0 | 1 | | | | | | | | | | | |
| Wes Helms, R OBP: 0.297, SLG: 0.326 | | | | | | | | | | 4 | 1 | 1 | 2 | 0 | 2 | 0 | | | | | | | | | | | |
| 2 Rod Barajas, R OBP: 0.347, SLG: 0.390 | | | | | | | | | | 4 | 0 | 0 | 0 | 0 | 2 | 0 | | | | | | | | | | | |
| 58 J.D. Durbin, R ERA: 21.94 | | | | | | | | | | 1 | 0 | 0 | 0 | 0 | 0 | 0 | | | | | | | | | | | |
| 48 Brian Sanches, R ERA: 2.7 | | | | | | | | | | 0 | 0 | 0 | 0 | 0 | 0 | 0 | | | | | | | | | | | |
| 27 Chris Coste, R OBP: 0.500, SLG: 0.857 | | | | | | | | | | 1 | 1 | 1 | 1 | 0 | 0 | 0 | | | | | | | | | | | |
| 8 Shane Victorino, S OBP: 0.332, SLG: 0.397 | | | | | | | | | | 2 | 0 | 0 | 0 | 0 | 1 | 0 | | | | | | | | | | | |
| Inning Stats | R: 0 E: 0 K: 2 S: 13 | H: 1 LOB: 1 BB: 0 P: 19 | R: 1 E: 0 K: 0 S: 8 | H: 1 LOB: 0 BB: 0 P: 11 | R: 0 E: 0 K: 0 S: 8 | H: 0 LOB: 0 BB: 0 P: 15 | R: 0 E: 0 K: 2 S: 8 | H: 0 LOB: 0 BB: 0 P: 15 | R: 0 E: 0 K: 1 S: 6 | H: 0 LOB: 0 BB: 0 P: 9 | R: 1 E: 0 K: 2 S: 13 | H: 1 LOB: 2 BB: 2 P: 28 | R: 2 E: 0 K: 1 S: 13 | H: 2 LOB: 0 BB: 0 P: 19 | R: 1 E: 0 K: 0 S: 15 | H: 1 LOB: 1 BB: 1 P: 23 | R: 0 E: 0 K: 3 S: 10 | H: 0 LOB: 0 BB: 0 P: 14 | 1B: 3 2B: 0 3B: 0 HR: 3 | SF: 0 SAC: 0 DP: 0 HBP: 0 | WP: 0 PB: 0 SB: 1 CS: 0 | PA: 36 | | | | | |
| PITCHER | IP | WLS | BF | H | R | ER | SO | BB | IBB | HBP | BLK | WP | HR | S | P | ERA | WHIP | | | | | | | | | | |
| 26 Orlando Hernández, R ERA: 2.78 | 6.0 | W | 23 | 3 | 2 | 2 | 7 | 2 | 0 | 0 | 0 | 0 | 2 | 56 | 97 | 3.00 | 0.833 | | | | | | | | | | |
| 59 Guillermo Mota, R ERA: 5.63 | 1.0 | | 5 | 2 | 2 | 2 | 1 | 0 | 0 | 0 | 0 | 0 | 1 | 13 | 19 | 18.00 | 2.000 | | | | | | | | | | |
| 25 Pedro Feliciano, L ERA: 1.88 | 0.2 | H | 3 | 0 | 1 | 1 | 0 | 1 | 0 | 0 | 0 | 0 | 0 | 9 | 14 | 13.50 | 1.500 | | | | | | | | | | |
| Aaron Heilman, R ERA: 3.93 | 0.1 | H | 2 | 1 | 0 | 0 | 0 | 0 | 0 | 0 | 0 | 0 | 0 | 6 | 9 | 0.00 | 3.000 | | | | | | | | | | |
| 13 Billy Wagner, L ERA: 1.78 | 1.0 | S | 3 | 0 | 0 | 0 | 3 | 0 | 0 | 0 | 0 | 0 | 0 | 10 | 14 | 0.00 | 0.000 | | | | | | | | | | |

| Batter | 1 | 2 | 3 | 4 | 5 | 6 | 7 | 8 | 9 | AB | R | H | RBI | BB | SO | LOB | TOP | | | | | |
|---|---|----------------------------------|------------------------------|----------------------------------|------------------------------|---------------------------------|-------------------------------|----------------------------------|-------------------------------|----------------------------------|------------------------------|----------------------------------|------------------------------|----------------------------------|------------------------------|----------------------------------|--|----------------------------------|----------------------------------|------------------------------------|----------------------------------|--------|
| 7 José Reyes, S OBP: 0.398, SLG: 0.453 | 2-2 16 HR 1B | 2-1 F9 | | 3-3 K | | 2-3 K | | | 2-0 F7 | 5 | 1 | 1 | 0 | 0 | 2 | 3 | <p>New York Mets @ Philadelphia Phillies Citizens Bank Park, Philadelphia, PA Sat Jun 30 2007, 3:55 PM EDT Att: 45,003 - Cloudy - 80 F</p> <p>livebaseballscorecards.com</p> <p>AB 37 R 8 H 11 RBI 7 BB 2 SO 9 LOB 13</p>  | | | | | |
| 16 Paul Lo Duca, R OBP: 0.331, SLG: 0.377 | 0-0 HR | 3-2 L5 | | | 4-2 15 HR BB | | 0-0 B5 | 3-1 15 1B E | 4 | 3 | 2 | 2 | 1 | 0 | 0 | | | | | | | |
| 15 Carlos Beltrán, S OBP: 0.351, SLG: 0.486 | K | | 1-1 5 G6-4-3 1B | | 1-2 HR | | 2-1 HR | 1-1 E4 5 SF9 1B | 5 | 3 | 4 | 3 | 0 | 1 | 0 | | | | | | | |
| 5 David Wright, R OBP: 0.378, SLG: 0.505 | 0-1 HR | | 0-0 G6-4-3 | | 2-2 G4-3 | | 1-0 G3 | 2-1 SF9 | 4 | 1 | 1 | 2 | 0 | 0 | 1 | | | | | | | |
| 21 Carlos Delgado, L OBP: 0.291, SLG: 0.408 | 2-0 3 1B 2B | | 1-1 F7 | | 0-1 F9 | | 1-3 K | 0-0 F8 | 5 | 0 | 1 | 0 | 0 | 1 | 0 | | | | | | | |
| 3 Damon Easley, R OBP: 0.337, SLG: 0.458 | 1-2 1B | | | 2-1 F7 | | 0-3 K | | 0-0 F8 | 4 | 0 | 1 | 0 | 0 | 1 | 0 | | | | | | | |
| Shawn Green, L OBP: 0.333, SLG: 0.438 | 2-3 K | | | 4-2 29 E BB | | 2-2 29 FC1-6 1B | | 1-0 G4-3 | 3 | 0 | 1 | 0 | 1 | 1 | 2 | | | | | | | |
| 27 Carlos Gómez, R OBP: 0.311, SLG: 0.354 | 0-3 K | | | 3-2 F8 | | 0-0 F9 | | 1-0 HBP | 3 | 0 | 0 | 0 | 0 | 1 | 4 | | | | | | | |
| 29 Jorge Sosa, R 33 John Mauer, R Scott Schoeneweis, L Aaron Heilman, R Ricky Ledee, L 25 Pedro Feliciano, L | | 2-3 K | | 0-0 E6 | | 1-1 FC1-6 7 WP 1-2 | | 3-3 K | 3 | 0 | 0 | 0 | 0 | 1 | 2 | | | | | | | |
| Inning Stats | R: 3 E: 0 K: 3 S: 23 | H: 5 LOB: 2 BB: 0 P: 33 | R: 0 E: 0 K: 1 S: 8 | H: 0 LOB: 0 BB: 0 P: 15 | R: 0 E: 0 K: 0 S: 5 | H: 1 LOB: 0 BB: 0 P: 7 | R: 0 E: 1 K: 1 S: 16 | H: 0 LOB: 2 BB: 1 P: 28 | R: 2 E: 0 K: 1 S: 15 | H: 1 LOB: 0 BB: 1 P: 22 | R: 0 E: 0 K: 1 S: 9 | H: 1 LOB: 2 BB: 0 P: 14 | R: 1 E: 0 K: 1 S: 8 | H: 1 LOB: 0 BB: 0 P: 12 | R: 0 E: 0 K: 1 S: 5 | H: 0 LOB: 1 BB: 0 P: 10 | R: 2 E: 1 K: 0 S: 8 | H: 2 LOB: 0 BB: 0 P: 16 | 1B: 6 2B: 1 3B: 0 HR: 4 | SF: 1 SAC: 0 DP: 1 HBP: 1 | WP: 1 PB: 1 SB: 0 CS: 0 | PA: 41 |
| PITCHER | IP WLS BF H R ER SO BB IBB HBP BLK WP HR S P ERA WHIP | | | | | | | | | | | | | | | | | | | | | |
| 66 J.A. Happ, L ERA: 11.25 | (1, 1) 4.0 L 21 7 5 5 5 2 0 0 0 0 0 3 58 94 11.25 2.250 | | | | | | | | | | | | | | | | | | | | | |
| 63 Ryan Madson, R ERA: 3.92 | (5, 1) 2.2 10 2 1 1 2 0 0 0 0 0 1 1 22 32 3.38 0.750 | | | | | | | | | | | | | | | | | | | | | |
| 16 J.C. Romero, L ERA: 2.95 | (7, 1) 0.1 1 0 0 0 1 0 0 0 0 0 0 0 4 5 0.00 0.000 | | | | | | | | | | | | | | | | | | | | | |
| Jose Mesa, R ERA: 8.06 | (8, 1) 2.0 9 2 2 1 1 0 0 1 0 0 0 0 13 26 4.50 1.000 | | | | | | | | | | | | | | | | | | | | | |

| Batter | 1 | 2 | 3 | 4 | 5 | 6 | 7 | 8 | 9 | AB | R | H | RBI | BB | SO | LOB | BOTTOM | | | | | |
|---|--|---|-------------------------------|----------------------------------|------------------------------|----------------------------------|-------------------------------|----------------------------------|-------------------------------|----------------------------------|-------------------------------|----------------------------------|-------------------------------|----------------------------------|------------------------------|---------------------------------|---|---------------------------------|----------------------------------|------------------------------------|----------------------------------|--------|
| 11 Jimmy Rollins, S OBP: 0.329, SLG: 0.507 | 2-1 G4-3 | | 0-1 F8 | | 1-2 F9 | | 4-2 BB | | | 3 | 0 | 0 | 0 | 1 | 0 | 1 | <p>New York Mets @ Philadelphia Phillies Citizens Bank Park, Philadelphia, PA Sat Jun 30 2007, 3:55 PM EDT Att: 45,003 - Cloudy - 80 F</p> <p>livebaseballscorecards.com</p> <p>AB 30 R 3 H 6 RBI 2 BB 4 SO 9 LOB 10</p>  | | | | | |
| 9 Michael Bourn, L OBP: 0.375, SLG: 0.339 | 3-3 K | | 2-3 K | | 4-2 BB | | 1-3 K | | | 3 | 0 | 0 | 0 | 1 | 3 | 1 | | | | | | |
| 26 Chase Utley, L OBP: 0.408, SLG: 0.577 | 1-1 F8 | | 1-1 F8 | | 3-2 G4-3 | | | 0-3 K | 4 | 0 | 0 | 0 | 0 | 1 | 2 | | | | | | | |
| 6 Ryan Howard, L OBP: 0.380, SLG: 0.554 | | 1-0 8 BB 19 G5-4-3 1B | | 1-2 HR | | 1-2 F8 | | 1-1 F8 | 4 | 2 | 2 | 1 | 0 | 0 | 0 | | | | | | | |
| Aaron Rowand, R OBP: 0.391, SLG: 0.481 | | 4-1 19 G5-4-3 8 BB 51 1B BB | | 0-1 P4 | | 0-0 | | 0-3 K | 3 | 1 | 1 | 0 | 1 | 1 | 0 | | | | | | | |
| 8 Shane Victorino, S OBP: 0.333, SLG: 0.395 | | 4-2 19 G5-4-3 BB | | 2-3 K | | 1-3 1B | | | 3 | 0 | 0 | 0 | 1 | 2 | 1 | | | | | | | |
| 19 Greg Dobbs, L OBP: 0.321, SLG: 0.532 | | 0-1 G5-4-3 | | 0-0 F7 | | 0-3 K | | 3-1 G5-3 | 3 | 0 | 0 | 0 | 0 | 1 | 3 | | | | | | | |
| Wes Helms, R OBP: 0.301, SLG: 0.330 | | 1-2 2-3 3-H | | | | | | 3-1 51 G6-4-3 1B | 1 | 0 | 1 | 0 | 0 | 0 | 0 | | | | | | | |
| 51 Carlos Ruiz, R OBP: 0.337, SLG: 0.411 | | 1-0 | | | 0-1 11 F9 63 SH3 1B | | 1-1 G6-3 | 1-0 G6-4-3 | 4 | 0 | 2 | 1 | 0 | 0 | 1 | | | | | | | |
| 66 J.A. Happ, L 63 Ryan Madson, L 16 J.C. Romero, S Abraham Nunez, S Jose Mesa, R | | 0-3 K | | | 1-0 SH3 | | 3-2 P5 | | 1 | 0 | 0 | 0 | 0 | 1 | 1 | | | | | | | |
| Inning Stats | R: 0 E: 0 K: 1 S: 7 | H: 0 LOB: 0 BB: 0 P: 13 | R: 2 E: 0 K: 1 S: 11 | H: 2 LOB: 1 BB: 2 P: 21 | R: 0 E: 0 K: 1 S: 7 | H: 0 LOB: 0 BB: 0 P: 10 | R: 1 E: 0 K: 1 S: 11 | H: 1 LOB: 0 BB: 0 P: 14 | R: 0 E: 0 K: 0 S: 13 | H: 1 LOB: 2 BB: 1 P: 22 | R: 0 E: 0 K: 2 S: 10 | H: 1 LOB: 1 BB: 0 P: 12 | R: 0 E: 0 K: 1 S: 12 | H: 0 LOB: 0 BB: 1 P: 21 | R: 0 E: 0 K: 2 S: 8 | H: 0 LOB: 0 BB: 0 P: 9 | R: 0 E: 0 K: 0 S: 5 | H: 1 LOB: 0 BB: 0 P: 9 | 1B: 5 2B: 0 3B: 0 HR: 1 | SF: 0 SAC: 1 DP: 2 HBP: 0 | WP: 0 PB: 0 SB: 0 CS: 0 | PA: 35 |
| PITCHER | IP WLS BF H R ER SO BB IBB HBP BLK WP HR S P ERA WHIP | | | | | | | | | | | | | | | | | | | | | |
| 29 Jorge Sosa, R ERA: 3.92 | (1, 1) 5.0 W 21 4 3 3 3 4 3 0 0 0 0 0 0 10 12 0.00 1.000 | | | | | | | | | | | | | | | | | | | | | |
| Scott Schoeneweis, L ERA: 5.65 | (6, 1) 1.0 H 4 1 0 0 2 0 0 0 0 0 0 0 10 12 0.00 1.000 | | | | | | | | | | | | | | | | | | | | | |
| Aaron Heilman, R ERA: 3.85 | (7, 1) 1.0 H 4 0 0 0 1 1 0 0 0 0 0 0 12 21 0.00 1.000 | | | | | | | | | | | | | | | | | | | | | |
| 25 Pedro Feliciano, L ERA: 1.76 | (8, 1) 2.0 S 6 1 0 0 2 0 0 0 0 0 0 0 13 18 0.00 0.500 | | | | | | | | | | | | | | | | | | | | | |


| Batter | 1 | 2 | 3 | 4 | 5 | 6 | 7 | 8 | 9 | AB | R | H | RBI | BB | SO | LOB | TOP | | | | | | | | |
|---|-------------------------------|----------------------------------|-------------------------------|----------------------------------|------------------------------|----------------------------------|-------------------------------|----------------------------------|------------------------------|----------------------------------|-------------------------------|----------------------------------|-------------------------------|----------------------------------|-------------------------------|----------------------------------|--|----------------------------------|----------------------------------|------------------------------------|----------------------------------|--------|--|--|--|
| 11 Jimmy Rollins, S OBP: 0.324, SLG: 0.511 | F8 | | G4-3 | | | | G5-3 | F7 | | 5 | 1 | 1 | 1 | 0 | 0 | 2 | Philadelphia Phillies @ Houston Astros Minute Maid Park, Houston, TX Wed Jul 04 2007, 1:05 PM CDT Att: 39,993 - Roof Closed - 73 F livebaseballscorecards.com | | | | | | | | |
| 9 Michael Bourn, L OBP: 0.353, SLG: 0.333 | K | | G3-1 | | | | K | | F9 | 5 | 0 | 0 | 0 | 0 | 2 | 1 | | | | | | | | | |
| 26 Chase Utley, L OBP: 0.403, SLG: 0.579 | G4-3 | | | | | | | | | 4 | 2 | 3 | 0 | 1 | 0 | 0 | | | | | | | | | |
| 6 Ryan Howard, L OBP: 0.383, SLG: 0.558 | | G4-3 | | | | | | | | 5 | 1 | 2 | 3 | 0 | 2 | 2 | | | | | | | | | |
| 8 Shane Victorino, S OBP: 0.346, SLG: 0.422 | | K | | | | | | | | 3 | 0 | 0 | 0 | 2 | 3 | 1 | | | | | | | | | |
| Pat Burrell, R OBP: 0.371, SLG: 0.392 63 Ryan Madson, L (8, 1) | | | | | | | | | | 4 | 2 | 2 | 1 | 0 | 0 | 3 | | | | | | | | | |
| 19 Greg Dobbs, L OBP: 0.318, SLG: 0.525 48 Brian Sanches, R (9, 1) | | | | | | | | | | 0 | 0 | 0 | 0 | 0 | 0 | 0 | | | | | | | | | |
| Wes Helms, R OBP: 0.322, SLG: 0.380 Aaron Rowand, R OBP: 0.385, SLG: 0.472 | | | | | | | | | | 4 | 2 | 3 | 2 | 0 | 0 | 1 | | | | | | | | | |
| 27 Chris Coste, R OBP: 0.467, SLG: 0.643 | | | | | | | | | | 4 | 0 | 2 | 0 | 0 | 0 | 1 | | | | | | | | | |
| 35 Cole Hamels, L OBP: 0.190, SLG: 0.225 Abraham Nunez, S OBP: 0.318, SLG: 0.325 | | | | | | | | | | 2 | 0 | 0 | 0 | 0 | 0 | 0 | | | | | | | | | |
| Inning Stats | R: 0 E: 0 K: 1 S: 11 | H: 0 LOB: 0 BB: 0 P: 16 | R: 1 E: 0 K: 1 S: 17 | H: 2 LOB: 1 BB: 0 P: 24 | R: 0 E: 0 K: 0 S: 7 | H: 0 LOB: 0 BB: 0 P: 11 | R: 0 E: 0 K: 1 S: 10 | H: 1 LOB: 1 BB: 1 P: 15 | R: 2 E: 0 K: 0 S: 9 | H: 2 LOB: 0 BB: 0 P: 11 | R: 1 E: 0 K: 1 S: 13 | H: 2 LOB: 1 BB: 0 P: 20 | R: 0 E: 0 K: 1 S: 11 | H: 1 LOB: 1 BB: 0 P: 13 | R: 4 E: 0 K: 1 S: 25 | H: 5 LOB: 1 BB: 0 P: 40 | R: 0 E: 0 K: 1 S: 8 | H: 0 LOB: 2 BB: 2 P: 19 | 1B: 6 2B: 2 3B: 1 HR: 4 | SF: 0 SAC: 1 DP: 1 HBP: 0 | WP: 1 PB: 1 SB: 0 CS: 0 | PA: 42 | | | |
| PITCHER | IP | WLS | BF | H | R | ER | SO | BB | IBB | HBP | BLK | WP | HR | S | P | ERA | WHIP | | | | | | | | |
| 43 Chris Sampson, R ERA: 4.25 | 6.1 | L | 27 | 8 | 4 | 4 | 4 | 1 | 0 | 0 | 0 | 0 | 2 | 74 | 105 | 5.68 | 1.421 | | | | | | | | |
| Trever Miller, L ERA: 6.95 | 0.2 | | 2 | 0 | 0 | 0 | 1 | 0 | 0 | 0 | 0 | 0 | 0 | 4 | 5 | 0.00 | 0.000 | | | | | | | | |
| 62 Mark McLemore, L ERA: 7.94 | 1.0 | | 8 | 5 | 4 | 4 | 1 | 0 | 0 | 0 | 0 | 1 | 2 | 25 | 40 | 36.00 | 5.000 | | | | | | | | |
| Brian Moehler, R ERA: 5.4 | 1.0 | | 5 | 0 | 0 | 0 | 1 | 2 | 0 | 0 | 0 | 0 | 0 | 8 | 19 | 0.00 | 2.000 | | | | | | | | |

| Batter | 1 | 2 | 3 | 4 | 5 | 6 | 7 | 8 | 9 | AB | R | H | RBI | BB | SO | LOB | BOTTOM | | | | | | | | |
|--|------------------------------|----------------------------------|-------------------------------|----------------------------------|-------------------------------|----------------------------------|------------------------------|---------------------------------|-------------------------------|----------------------------------|-------------------------------|----------------------------------|-------------------------------|----------------------------------|-------------------------------|----------------------------------|--|-------------------------------|----------------------------------|-----------------------------------|------------------------------------|----------------------------------|--------|--|--|
| Chris Burke, R OBP: 0.303, SLG: 0.319 | F9 | | F8 | | | | | | | 5 | 0 | 1 | 0 | 0 | 2 | 2 | Philadelphia Phillies @ Houston Astros Minute Maid Park, Houston, TX Wed Jul 04 2007, 1:05 PM CDT Att: 39,993 - Roof Closed - 73 F livebaseballscorecards.com | | | | | | | | |
| 9 Hunter Pence, R OBP: 0.374, SLG: 0.598 | K | | E6 | | | | | | | 5 | 1 | 2 | 1 | 0 | 1 | 2 | | | | | | | | | |
| 17 Lance Berkman, S OBP: 0.399, SLG: 0.446 | G6-3 | | F9 | | | | | | | 5 | 0 | 2 | 0 | 0 | 0 | 4 | | | | | | | | | |
| 45 Carlos Lee, R OBP: 0.347, SLG: 0.512 | | | | | | | | | | 5 | 0 | 1 | 0 | 0 | 0 | 3 | | | | | | | | | |
| Mark Loretta, R OBP: 0.406, SLG: 0.433 | | | | | | | | | | 5 | 1 | 2 | 0 | 0 | 0 | 1 | | | | | | | | | |
| Morgan Ensberg, R OBP: 0.307, SLG: 0.361 | | | | | | | | | | 4 | 0 | 0 | 0 | 0 | 1 | 3 | | | | | | | | | |
| Eric Bruntlett, R OBP: 0.425, SLG: 0.303 | | | | | | | | | | 4 | 0 | 2 | 0 | 0 | 2 | 1 | | | | | | | | | |
| Eric Munson, L OBP: 0.321, SLG: 0.429 | | | | | | | | | | 3 | 1 | 2 | 2 | 0 | 1 | 2 | | | | | | | | | |
| 43 Chris Sampson, R ERA: 4.25 Trever Miller, R ERA: 6.95 Craig Biggio, R OBP: 0.335, SLG: 0.440 62 Mark McLemore, L (8, 1) Orlando Palmeiro, L OBP: 0.377, SLG: 0.375 Brian Moehler, R OBP: 0.250, SLG: 0.250 | | | | | | | | | | 2 | 0 | 0 | 0 | 0 | 1 | 1 | | | | | | | | | |
| Inning Stats | R: 0 E: 0 K: 1 S: 8 | H: 0 LOB: 0 BB: 0 P: 11 | R: 0 E: 0 K: 1 S: 12 | H: 1 LOB: 1 BB: 0 P: 18 | R: 1 E: 1 K: 1 S: 10 | H: 1 LOB: 1 BB: 0 P: 17 | R: 0 E: 0 K: 0 S: 8 | H: 0 LOB: 0 BB: 0 P: 8 | R: 0 E: 1 K: 1 S: 15 | H: 2 LOB: 3 BB: 0 P: 17 | R: 0 E: 0 K: 2 S: 12 | H: 2 LOB: 2 BB: 0 P: 21 | R: 0 E: 0 K: 2 S: 16 | H: 2 LOB: 2 BB: 0 P: 23 | R: 1 E: 0 K: 1 S: 20 | H: 3 LOB: 2 BB: 0 P: 30 | | R: 1 E: 0 K: 0 S: 11 | H: 2 LOB: 0 BB: 0 P: 16 | 1B: 10 2B: 1 3B: 0 HR: 2 | SF: 1 SAC: 0 DP: 1 HBP: 0 | WP: 0 PB: 0 SB: 1 CS: 0 | PA: 41 | | |
| PITCHER | IP | WLS | BF | H | R | ER | SO | BB | IBB | HBP | BLK | WP | HR | S | P | ERA | WHIP | | | | | | | | |
| 35 Cole Hamels, L ERA: 3.72 | 7.0 | W | 31 | 8 | 1 | 1 | 8 | 0 | 0 | 0 | 0 | 0 | 1 | 81 | 115 | 1.29 | 1.143 | | | | | | | | |
| 63 Ryan Madson, R ERA: 3.92 | 1.0 | | 6 | 3 | 1 | 1 | 1 | 0 | 0 | 0 | 0 | 0 | 0 | 20 | 30 | 9.00 | 3.000 | | | | | | | | |
| 48 Brian Sanches, R ERA: 4.35 | 1.0 | | 4 | 2 | 1 | 1 | 0 | 0 | 0 | 0 | 0 | 0 | 1 | 11 | 16 | 9.00 | 2.000 | | | | | | | | |

| Batter | 1 | 2 | 3 | 4 | 5 | 6 | 7 | 8 | 9 | AB | R | H | RBI | BB | SO | LOB | TOP | | |
|---|---|----------------------------------|-------------------------------|----------------------------------|------------------------------|----------------------------------|-------------------------------|----------------------------------|------------------------------|----------------------------------|------------------------------|----------------------------------|------------------------------|----------------------------------|-------------------------------|----------------------------------|----------------------------------|------------------------------------|--|
| 11 Jimmy Rollins, S OBP: 0.324, SLG: 0.516 | 1-1 HR | 0-1 F7 | | | 1-0 P4 | | 1-0 G1-6-3 | | | 4 | 1 | 1 | 1 | 0 | 0 | 1 | | | |
| 8 Shane Victorino, S OBP: 0.345, SLG: 0.420 | 2-2 G1-3 | 0-1 1B | | | 1-3 K | | | 2-1 G6-3 | | 4 | 0 | 1 | 0 | 0 | 1 | 0 | | | |
| 26 Chase Utley, L OBP: 0.401, SLG: 0.574 | 1-2 6 HR | 2-2 G6-3 | | | 1-1 L9 | | | 1-3 K | | 4 | 1 | 1 | 0 | 0 | 1 | 1 | | | |
| 6 Ryan Howard, L OBP: 0.380, SLG: 0.560 | 3-2 2H HR | | 1-3 K | | 2-3 K | | | 1-3 K | | 4 | 1 | 1 | 2 | 0 | 3 | 0 | | | |
| Aaron Rowand, R OBP: 0.386, SLG: 0.479 | 0-1 L8 | | 3-3 K | | 2-1 G1-3 | | | 0-3 K | | 4 | 0 | 0 | 0 | 0 | 2 | 0 | | | |
| 19 Greg Dobbs, L OBP: 0.320, SLG: 0.533 | 1-1 2B | | 0-0 G5-3 | | 2-0 2B | | | 2-3 K | | 4 | 0 | 2 | 0 | 0 | 1 | 0 | | | |
| Wes Helms, R OBP: 0.327, SLG: 0.382 | 4-0 BB | | 1-2 F9 | | 0-0 F8 | | | 3-3 K | | 3 | 0 | 0 | 0 | 1 | 1 | 1 | | | |
| 27 Chris Coste, R OBP: 0.391, SLG: 0.500 | 0-1 G4-3 | | 2-2 G6-3 | | 2-1 11 G1-6-3 1B | | | | | 3 | 0 | 1 | 0 | 0 | 0 | 2 | | | |
| Jamie Moyer, L OBP: 0.246, SLG: 0.172 | | | 1-1 G5-3 | | 0-3 K | | | 2-3 K | | 2 | 0 | 0 | 0 | 0 | 1 | 0 | | | |
| 48 Brian Sanches, R OBP: 0.222, SLG: 0.494 | | | | | | | | | | 0 | 0 | 0 | 0 | 0 | 0 | 0 | | | |
| 61 Anderson Garcia, R OBP: 0.222, SLG: 0.494 | | | | | | | | | | 0 | 0 | 0 | 0 | 0 | 1 | 1 | | | |
| 16 J.C. Romero, S OBP: 0.222, SLG: 0.494 | | | | | | | | | | 0 | 0 | 0 | 0 | 0 | 0 | 0 | | | |
| 59 Mike Zagurski, L OBP: 0.222, SLG: 0.494 | | | | | | | | | | 0 | 0 | 0 | 0 | 0 | 0 | 0 | | | |
| Inning Stats | R: 3 E: 0 K: 0 S: 17 | H: 4 LOB: 2 BB: 1 P: 29 | R: 0 E: 0 K: 0 S: 10 | H: 1 LOB: 1 BB: 0 P: 12 | R: 0 E: 0 K: 2 S: 9 | H: 0 LOB: 0 BB: 0 P: 13 | R: 0 E: 0 K: 1 S: 11 | H: 0 LOB: 0 BB: 0 P: 14 | R: 0 E: 0 K: 1 S: 6 | H: 1 LOB: 1 BB: 0 P: 13 | R: 0 E: 0 K: 1 S: 7 | H: 1 LOB: 0 BB: 0 P: 11 | R: 0 E: 0 K: 2 S: 8 | H: 0 LOB: 0 BB: 0 P: 12 | R: 0 E: 0 K: 3 S: 11 | H: 0 LOB: 0 BB: 0 P: 16 | 1B: 2 2B: 3 3B: 0 HR: 2 | SF: 0 SAC: 0 DP: 1 HBP: 0 | WP: 0 PA: 34 PB: 0 SB: 0 CS: 0 |
| PITCHER | IP WLS BF H R ER SO BB IBB HBP BLK WP HR S P ERA WHIP | | | | | | | | | | | | | | | | | | |
| 31 Rodrigo Lopez, R ERA: 4.83 | 5.0 W 21 5 3 3 4 1 0 0 0 0 2 53 77 5.40 1.200 | | | | | | | | | | | | | | | | | | |
| 35 Taylor Buchholz, R ERA: 4.85 | 1.0 H 4 1 0 0 1 0 0 0 0 0 0 7 13 0.00 1.000 | | | | | | | | | | | | | | | | | | |
| LaTroy Hawkins, R ERA: 4.24 | 1.0 H 3 1 0 0 1 0 0 0 0 0 0 6 11 0.00 1.000 | | | | | | | | | | | | | | | | | | |
| Jeremy Affeldt, L ERA: 2.5 | 1.0 H 3 0 0 0 2 0 0 0 0 0 0 8 12 0.00 0.000 | | | | | | | | | | | | | | | | | | |
| 60 Manny Corpas, R ERA: 2.51 | 1.0 S 3 0 0 0 3 0 0 0 0 0 0 11 16 0.00 0.000 | | | | | | | | | | | | | | | | | | |

Philadelphia Phillies @ Colorado Rockies
Coors Field, Denver, CO
Sat Jul 07 2007, 6:05 PM MDT
Att: 35,196 - Cloudy - 90 F


AB 33
R 3
H 7
RBI 3
BB 1
SO 11
LOB 6



| Batter | 1 | 2 | 3 | 4 | 5 | 6 | 7 | 8 | 9 | AB | R | H | RBI | BB | SO | LOB | BOTTOM |
|---|---|-----------------------------------|-------------------------------|----------------------------------|------------------------------|----------------------------------|------------------------------|----------------------------------|-------------------------------|----------------------------------|-------------------------------|----------------------------------|-------------------------------|----------------------------------|----------------------------------|------------------------------------|--|
| 19 Ryan Spilborghs, R OBP: 0.365, SLG: 0.557 | 4-1 FC5-4 BB | | 1-0 5 FC6-4 1B | | 0-0 2H HR | 2-1 1-3 2H 1B | | 2-1 G6-3 | | 4 | 1 | 3 | 3 | 1 | 0 | 0 | |
| Jamey Carroll, R OBP: 0.320, SLG: 0.273 | 1-1 FC5-4 17 2B | | 1-1 L9 | | 2-1 5 E 1B | 0-0 F8 | | 1-1 G5-3 | | 5 | 2 | 1 | 0 | 0 | 0 | 4 | |
| 5 Matt Holliday, R OBP: 0.396, SLG: 0.579 | 1-1 F7 | | 3-1 FC6-4 1-2 | | 3-1 17 1B E4 | | 0-0 F8 | | | 4 | 0 | 0 | 0 | 0 | 0 | 3 | |
| 17 Todd Helton, L OBP: 0.444, SLG: 0.463 | 1-2 1H 2B | | 3-1 F7 | | 0-1 27 G5-4-3 1B | | 2-2 F8 | | | 4 | 1 | 3 | 2 | 0 | 0 | 1 | |
| 27 Garrett Atkins, R OBP: 0.331, SLG: 0.448 | 0-3 K | | | 0-1 L6 | 2-0 G5-4-3 1-2 | | 3-1 F7 | | | 4 | 0 | 0 | 0 | 0 | 1 | 4 | |
| 2 Troy Tulowitzki, R OBP: 0.359, SLG: 0.434 | | 4-2 8 G6-3 11 S BB | | 3-2 G6-3 | | 2-2 F7 | | 0-0 11 1B | | 3 | 0 | 1 | 0 | 1 | 0 | 0 | |
| 11 Brad Hawpe, L OBP: 0.389, SLG: 0.547 | | 2-3 K | | 2-2 G6-3 | | 0-0 10 1B | | 1-3 2H 1B | | 4 | 0 | 2 | 1 | 0 | 1 | 1 | |
| 8 Yorvit Torrealba, R OBP: 0.322, SLG: 0.367 | | 1-1 G6-3 | | | 0-0 19 HR | 4-1 10 1B BB | | 2-2 G1-3 | | 3 | 2 | 1 | 0 | 1 | 0 | 3 | |
| 31 Rodrigo Lopez, R ERA: 4.83 | | 1-1 G1-3 | | | 0-0 G1-3 | 1-1 SAFE 19 1B | | 3-2 F8 | | 1 | 0 | 0 | 0 | 0 | 0 | 1 | |
| 3 Willie Taveras, R OBP: 0.299, SLG: 0.390 | | | | | | | | | | 1 | 0 | 0 | 0 | 0 | 0 | 1 | |
| 35 Taylor Buchholz, R ERA: 4.22 | | | | | | | | | | 0 | 0 | 0 | 0 | 0 | 0 | 0 | |
| 10 Jeff Baker, R ERA: 4.22 | | | | | | | | | | 0 | 0 | 1 | 0 | 0 | 0 | 0 | |
| LaTroy Hawkins, R ERA: 4.24 | | | | | | | | | | 0 | 0 | 0 | 0 | 0 | 0 | 0 | |
| Jeremy Affeldt, L ERA: 2.5 | | | | | | | | | | 0 | 0 | 0 | 0 | 0 | 0 | 0 | |
| 18 Cory Sullivan, L OBP: 0.222, SLG: 0.494 | | | | | | | | | | 0 | 0 | 0 | 0 | 0 | 0 | 0 | |
| 60 Manny Corpas, R ERA: 2.51 | | | | | | | | | | 0 | 0 | 0 | 0 | 0 | 0 | 0 | |
| Inning Stats | R: 1 E: 0 K: 1 S: 12 | H: 1 LOB: 1 BB: 1 P: 19 | R: 0 E: 0 K: 1 S: 10 | H: 0 LOB: 1 BB: 1 P: 18 | R: 0 E: 0 K: 0 S: 7 | H: 1 LOB: 0 BB: 0 P: 15 | R: 0 E: 0 K: 0 S: 8 | H: 0 LOB: 0 BB: 0 P: 13 | R: 3 E: 1 K: 0 S: 10 | H: 3 LOB: 2 BB: 1 P: 19 | R: 1 E: 0 K: 0 S: 14 | H: 3 LOB: 2 BB: 0 P: 22 | R: 0 E: 0 K: 0 S: 10 | H: 0 LOB: 0 BB: 0 P: 16 | 1B: 8 2B: 3 3B: 0 HR: 1 | SF: 0 SAC: 0 DP: 1 HBP: 0 | WP: 0 PA: 38 PB: 0 SB: 1 CS: 0 |
| PITCHER | IP WLS BF H R ER SO BB IBB HBP BLK WP HR S P ERA WHIP | | | | | | | | | | | | | | | | |
| Jamie Moyer, L ERA: 4.43 | 5.2 L 27 8 5 5 2 3 0 0 0 0 0 0 3 5 0.00 3.000 | | | | | | | | | | | | | | | | |
| 48 Brian Sanches, R ERA: 4.22 | 0.1 2 1 0 0 0 0 0 0 0 0 0 0 3 5 0.00 3.000 | | | | | | | | | | | | | | | | |
| 61 Anderson Garcia, R ERA: 13.5 | 0.2 4 2 1 1 0 0 0 0 0 0 0 0 7 12 13.50 3.000 | | | | | | | | | | | | | | | | |
| 16 J.C. Romero, L ERA: 2.74 | 0.1 2 1 0 0 0 0 0 0 0 0 0 0 7 10 0.00 3.000 | | | | | | | | | | | | | | | | |
| 59 Mike Zagurski, L ERA: 4.7 | 1.0 3 0 0 0 0 0 0 0 0 0 0 0 10 16 0.00 0.000 | | | | | | | | | | | | | | | | |

Philadelphia Phillies @ Colorado Rockies
Coors Field, Denver, CO
Sat Jul 07 2007, 6:05 PM MDT
Att: 35,196 - Cloudy - 90 F

AB 35
R 6
H 12
RBI 6
BB 3
SO 2
LOB 18



| Batter | 1 | 2 | 3 | 4 | 5 | 6 | 7 | 8 | 9 | AB | R | H | RBI | BB | SO | LOB | TOP | | | | | | | | | | |
|---|------------------------------|----------------------------------|-------------------------------|----------------------------------|------------------------------|----------------------------------|-------------------------------|----------------------------------|------------------------------|----------------------------------|------------------------------|---------------------------------|-------------------------------|----------------------------------|------------------------------|----------------------------------|--|-------------------------------|----------------------------------|----------------------------------|------------------------------------|----------------------------------|--------|--|--|--|--|
| Aaron Miles, S OBP: 0.325, SLG: 0.326 | G3 | | F9 | | G4-3 | | G4-6-3 | | BB | 4 | 0 | 0 | 0 | 1 | 0 | 3 | St. Louis Cardinals @ Philadelphia Phillies Citizens Bank Park, Philadelphia, PA Fri Jul 13, 2007, 7:05 PM EDT Att. 43,838 - Overcast - 79 F | | | | | | | | | | |
| 47 Ryan Ludwick, R OBP: 0.280, SLG: 0.480 Troy Percival, R OBP: 0.333, SLG: 0.333 26 Scott Spiezo, S OBP: 0.364, SLG: 0.409 | P4 | | G5-3 | | G5-3 | | | G6-3 | BB | 3 | 0 | 0 | 1 | 0 | 0 | 0 | | | | | | | | | | | |
| 5 Albert Pujols, R OBP: 0.408, SLG: 0.521 | G4-3 | | F9 | | K | | | HR | BB | 5 | 1 | 1 | 1 | 0 | 1 | 3 | | | | | | | | | | | |
| 16 Chris Duncan, L OBP: 0.385, SLG: 0.552 | | HBP | | | K | | | | BB | 3 | 0 | 2 | 0 | 1 | 1 | 0 | | | | | | | | | | | |
| 27 Scott Rolen, R OBP: 0.340, SLG: 0.375 | L7 | | | | G5-3 | | | | BB | 4 | 0 | 0 | 0 | 0 | 0 | 3 | | | | | | | | | | | |
| 43 Juan Encarnacion, R OBP: 0.301, SLG: 0.460 48 Brad Thompson, R OBP: 0.133, SLG: 0.133 36 Russ Springer, R OBP: 0.254, SLG: 0.295 | G6-3 | | | | | | | | | 3 | 0 | 1 | 0 | 0 | 0 | 1 | | | | | | | | | | | |
| 7 Adam Kennedy, L OBP: 0.288, SLG: 0.255 | | HBP | | | | | | | | 2 | 1 | 1 | 0 | 1 | 0 | 0 | | | | | | | | | | | |
| 4 Yadier Molina, R OBP: 0.326, SLG: 0.321 Gary Bennett, R OBP: 0.254, SLG: 0.295 | | | | | K | | | | F9 | 2 | 0 | 0 | 0 | 0 | 1 | 3 | | | | | | | | | | | |
| Kip Wells, R OBP: 0.310, SLG: 0.448 61 Troy Cate, L OBP: 0.254, SLG: 0.295 33 Andy Cavazos, R OBP: 0.338, SLG: 0.382 55 Skip Schumaker, L (5, PH) OBP: 0.338, SLG: 0.382 | | | | | | | | | | 1 | 0 | 0 | 0 | 0 | 1 | 3 | | | | | | | | | | | |
| Inning Stats | R: 0 E: 0 K: 0 S: 8 | H: 0 LOB: 0 BB: 0 P: 11 | R: 0 E: 0 K: 1 S: 10 | H: 1 LOB: 3 BB: 1 P: 19 | R: 0 E: 0 K: 0 S: 7 | H: 0 LOB: 0 BB: 0 P: 10 | R: 0 E: 0 K: 2 S: 12 | H: 2 LOB: 2 BB: 0 P: 18 | R: 1 E: 0 K: 1 S: 6 | H: 1 LOB: 0 BB: 0 P: 11 | R: 0 E: 0 K: 0 S: 6 | H: 1 LOB: 1 BB: 0 P: 8 | R: 0 E: 1 K: 0 S: 14 | H: 1 LOB: 1 BB: 0 P: 22 | R: 1 E: 0 K: 0 S: 7 | H: 1 LOB: 1 BB: 1 P: 16 | | R: 1 E: 0 K: 0 S: 10 | H: 0 LOB: 2 BB: 3 P: 27 | 1B: 4 2B: 2 3B: 0 HR: 1 | SF: 0 SAC: 0 DP: 3 HBP: 2 | WP: 0 PB: 0 SB: 0 CS: 0 | PA: 39 | | | | |
| PITCHER | IP | WLS | BF | H | R | ER | SO | BB | IBB | HBP | BLK | WP | HR | S | P | ERA | WHIP | | | | | | | | | | |
| 38 Kyle Kendrick, R ERA: 3.82 | 7.0 | W | 28 | 6 | 1 | 1 | 4 | 1 | 0 | 1 | 0 | 0 | 0 | 63 | 99 | 1.29 | 1.000 | | | | | | | | | | |
| 16 J.C. Romero, L ERA: 3.09 | 0.1 | | 3 | 1 | 1 | 1 | 0 | 1 | 0 | 0 | 0 | 0 | 1 | 3 | 8 | 27.00 | 6.000 | | | | | | | | | | |
| Jose Mesa, R ERA: 8.06 | 0.2 | | 2 | 0 | 0 | 0 | 0 | 0 | 0 | 0 | 0 | 0 | 0 | 4 | 8 | 0.00 | 0.000 | | | | | | | | | | |
| 58 J.D. Durbin, R ERA: 13.5 | 1.0 | | 6 | 0 | 1 | 1 | 0 | 3 | 0 | 1 | 0 | 0 | 0 | 10 | 27 | 9.00 | 3.000 | | | | | | | | | | |

| Batter | 1 | 2 | 3 | 4 | 5 | 6 | 7 | 8 | 9 | AB | R | H | RBI | BB | SO | LOB | BOTTOM | | | | | | | | | | |
|--|-------------------------------|----------------------------------|-------------------------------|----------------------------------|-------------------------------|----------------------------------|------------------------------|----------------------------------|-------------------------------|----------------------------------|-------------------------------|----------------------------------|-------------------------------|----------------------------------|-------------------------------|----------------------------------|--|-----------------------------------|------------------------------------|----------------------------------|--------|--|--|--|--|--|--|
| 11 Jimmy Rollins, S OBP: 0.334, SLG: 0.529 | | | | | | F7 | | | | 5 | 2 | 3 | 3 | 1 | 0 | 3 | St. Louis Cardinals @ Philadelphia Phillies Citizens Bank Park, Philadelphia, PA Fri Jul 13, 2007, 7:05 PM EDT Att. 43,838 - Overcast - 79 F | | | | | | | | | | |
| 8 Shane Victorino, S OBP: 0.349, SLG: 0.429 | SH | | | | | | | HR | | 4 | 2 | 2 | 0 | 1 | 0 | 2 | | | | | | | | | | | |
| 26 Chase Utley, L OBP: 0.405, SLG: 0.583 Abraham Nunez, S OBP: 0.320, SLG: 0.327 | | | | | | | | | | 5 | 2 | 4 | 3 | 0 | 0 | 2 | | | | | | | | | | | |
| 6 Ryan Howard, L OBP: 0.383, SLG: 0.560 | | | | | | | | | | 1 | 0 | 1 | 0 | 0 | 0 | 0 | | | | | | | | | | | |
| Aaron Rowand, R OBP: 0.387, SLG: 0.481 | | | | | | | | | | 5 | 2 | 3 | 0 | 1 | 1 | 4 | | | | | | | | | | | |
| Pat Burrell, R OBP: 0.382, SLG: 0.409 16 J.C. Romero, S ERA: 1.29 Jose Mesa, R OBP: 0.325, SLG: 0.380 Wes Helms, R OBP: 0.325, SLG: 0.380 58 J.D. Durbin, R ERA: 13.5 | | | | | | | | | | 6 | 0 | 3 | 2 | 0 | 1 | 7 | | | | | | | | | | | |
| 19 Greg Dobbs, L OBP: 0.333, SLG: 0.537 | | | | | | | | | | 2 | 2 | 1 | 1 | 2 | 1 | 1 | | | | | | | | | | | |
| 51 Carlos Ruiz, R OBP: 0.326, SLG: 0.393 | | | | | | | | | | 0 | 0 | 0 | 0 | 0 | 0 | 0 | | | | | | | | | | | |
| 38 Kyle Kendrick, R OBP: 0.267, SLG: 0.231 9 Michael Bourn, L OBP: 0.333, SLG: 0.325 | | | | | | | | | | 0 | 0 | 0 | 0 | 0 | 0 | 0 | | | | | | | | | | | |
| Inning Stats | R: 5 E: 1 K: 1 S: 31 | H: 7 LOB: 2 BB: 0 P: 44 | R: 1 E: 0 K: 1 S: 13 | H: 2 LOB: 2 BB: 2 P: 24 | R: 1 E: 1 K: 1 S: 14 | H: 2 LOB: 3 BB: 1 P: 20 | R: 2 E: 0 K: 0 S: 9 | H: 2 LOB: 1 BB: 1 P: 21 | R: 0 E: 0 K: 1 S: 14 | H: 2 LOB: 1 BB: 0 P: 20 | R: 0 E: 0 K: 2 S: 10 | H: 1 LOB: 1 BB: 0 P: 16 | R: 2 E: 0 K: 0 S: 12 | H: 4 LOB: 2 BB: 0 P: 18 | R: 2 E: 1 K: 1 S: 16 | H: 3 LOB: 2 BB: 1 P: 26 | | 1B: 18 2B: 3 3B: 0 HR: 2 | SF: 2 SAC: 1 DP: 3 HBP: 1 | WP: 1 PB: 0 SB: 1 CS: 0 | PA: 51 | | | | | | |
| PITCHER | IP | WLS | BF | H | R | ER | SO | BB | IBB | HBP | BLK | WP | HR | S | P | ERA | WHIP | | | | | | | | | | |
| Kip Wells, R ERA: 6.25 | 1.0 | L | 12 | 8 | 6 | 4 | 1 | 1 | 0 | 0 | 0 | 0 | 0 | 33 | 52 | 36.00 | 9.000 | | | | | | | | | | |
| 61 Troy Cate, L ERA: 1.29 | 1.2 | | 10 | 3 | 1 | 0 | 2 | 2 | 0 | 0 | 0 | 0 | 0 | 23 | 33 | 0.00 | 3.000 | | | | | | | | | | |
| 33 Andy Cavazos, R ERA: 6.57 | 1.1 | | 7 | 2 | 2 | 2 | 0 | 1 | 0 | 1 | 0 | 0 | 0 | 11 | 24 | 13.50 | 2.250 | | | | | | | | | | |
| Troy Percival, R ERA: 1.35 | 1.0 | | 4 | 2 | 0 | 0 | 1 | 0 | 0 | 0 | 0 | 1 | 0 | 14 | 20 | 0.00 | 2.000 | | | | | | | | | | |
| 48 Brad Thompson, R ERA: 5.1 | 2.0 | | 15 | 8 | 4 | 3 | 2 | 0 | 0 | 0 | 0 | 0 | 2 | 29 | 45 | 13.50 | 4.000 | | | | | | | | | | |



| Batter | 1 | 2 | 3 | 4 | 5 | 6 | 7 | 8 | 9 | AB | R | H | RBI | BB | SO | LOB | TOP | | |
|--|---|---|---|---|---|---|---|---|---|---|---|---|---|---|---|---|--|---|---|
| David Eckstein, R (1,6) OBP: 0.358, SLG: 0.393 | | | | | | | | | | 4 | 0 | 2 | 1 | 0 | 0 | 0 | St. Louis Cardinals @ Philadelphia Phillies Citizens Bank Park, Philadelphia, PA Sat Jul 14 2007, 3:55 PM EDT Att: 45,050 - Partly Cloudy - 83 F | | |
| So Taguchi, R (1,8) OBP: 0.344, SLG: 0.372 | | | | | | | | | | 5 | 0 | 1 | 0 | 0 | 0 | 4 | | | |
| 5 Albert Pujols, R (1,3) OBP: 0.409, SLG: 0.533 | | | | | | | | | | 4 | 2 | 2 | 1 | 0 | 0 | 2 | | | |
| 43 Juan Encarnacion, R (1,9) OBP: 0.305, SLG: 0.461 | | | | | | | | | | 4 | 0 | 2 | 1 | 0 | 1 | 1 | | | |
| 27 Scott Rolen, R (1,5) OBP: 0.339, SLG: 0.373 | | | | | | | | | | 4 | 1 | 1 | 0 | 0 | 0 | 3 | | | |
| 16 Chris Duncan, L (1,7) OBP: 0.384, SLG: 0.545 | | | | | | | | | | 3 | 1 | 0 | 0 | 1 | 1 | 0 | | | |
| 4 Yadier Molina, R (1,2) OBP: 0.324, SLG: 0.325 | | | | | | | | | | 4 | 0 | 1 | 0 | 0 | 0 | 2 | | | |
| Aaron Miles, S (1,4) OBP: 0.324, SLG: 0.321 | | | | | | | | | | 3 | 0 | 0 | 0 | 1 | 0 | 1 | | | |
| 46 Mike Maroth, L (1,1) 47 Ryan Ludwick, R (6, PH) 34 Randy Flores, L (6, 1) 31 Ryan Franklin, R (7, 1) 44 Jason Istringhausen, R (8, 1) 55 Skip Schumaker, L (8, PH) | | | | | | | | | | | 2 | 0 | 1 | 1 | 0 | 0 | | 0 | |
| Inning Stats | R: 0 H: 1 E: 0 K: 0 S: 12 | H: 1 LOB: 1 BB: 0 P: 17 | R: 2 H: 2 E: 0 K: 0 S: 21 | H: 2 LOB: 2 BB: 2 P: 36 | R: 1 H: 1 E: 0 K: 2 S: 13 | H: 1 LOB: 0 BB: 0 P: 20 | R: 0 H: 0 E: 0 K: 0 S: 7 | H: 0 LOB: 1 BB: 0 P: 12 | R: 1 H: 3 E: 0 K: 0 S: 11 | H: 1 LOB: 1 BB: 0 P: 16 | R: 0 H: 2 E: 0 K: 0 S: 9 | H: 2 LOB: 2 BB: 0 P: 14 | R: 0 H: 0 E: 0 K: 0 S: 6 | H: 0 LOB: 0 BB: 0 P: 9 | R: 0 H: 0 E: 0 K: 0 S: 5 | H: 0 LOB: 0 BB: 0 P: 6 | | 1B: 6 2B: 3 3B: 0 HR: 1 | SF: 1 SAC: 0 DP: 1 HBP: 0 |
| PITCHER | IP WLS BF H R ER SO BB IBB HBP BLK WP HR S P ERA WHIP | IP WLS BF H R ER SO BB IBB HBP BLK WP HR S P ERA WHIP | IP WLS BF H R ER SO BB IBB HBP BLK WP HR S P ERA WHIP | IP WLS BF H R ER SO BB IBB HBP BLK WP HR S P ERA WHIP | IP WLS BF H R ER SO BB IBB HBP BLK WP HR S P ERA WHIP | IP WLS BF H R ER SO BB IBB HBP BLK WP HR S P ERA WHIP | IP WLS BF H R ER SO BB IBB HBP BLK WP HR S P ERA WHIP | IP WLS BF H R ER SO BB IBB HBP BLK WP HR S P ERA WHIP | IP WLS BF H R ER SO BB IBB HBP BLK WP HR S P ERA WHIP | IP WLS BF H R ER SO BB IBB HBP BLK WP HR S P ERA WHIP | IP WLS BF H R ER SO BB IBB HBP BLK WP HR S P ERA WHIP | IP WLS BF H R ER SO BB IBB HBP BLK WP HR S P ERA WHIP | IP WLS BF H R ER SO BB IBB HBP BLK WP HR S P ERA WHIP | IP WLS BF H R ER SO BB IBB HBP BLK WP HR S P ERA WHIP | IP WLS BF H R ER SO BB IBB HBP BLK WP HR S P ERA WHIP | IP WLS BF H R ER SO BB IBB HBP BLK WP HR S P ERA WHIP | IP WLS BF H R ER SO BB IBB HBP BLK WP HR S P ERA WHIP | IP WLS BF H R ER SO BB IBB HBP BLK WP HR S P ERA WHIP | IP WLS BF H R ER SO BB IBB HBP BLK WP HR S P ERA WHIP |

| Batter | 1 | 2 | 3 | 4 | 5 | 6 | 7 | 8 | 9 | AB | R | H | RBI | BB | SO | LOB | BOTTOM | | |
|---|---|---|---|---|---|---|---|---|---|---|---|---|---|---|---|---|--|---|---|
| 11 Jimmy Rollins, S (1,6) OBP: 0.337, SLG: 0.538 | | | | | | | | | | 5 | 3 | 3 | 1 | 0 | 0 | 0 | St. Louis Cardinals @ Philadelphia Phillies Citizens Bank Park, Philadelphia, PA Sat Jul 14 2007, 3:55 PM EDT Att: 45,050 - Partly Cloudy - 83 F | | |
| 8 Shane Victorino, S (1,9) OBP: 0.350, SLG: 0.430 | | | | | | | | | | 4 | 1 | 1 | 0 | 1 | 1 | 2 | | | |
| 26 Chase Utley, L (1,4) OBP: 0.405, SLG: 0.583 | | | | | | | | | | 5 | 0 | 2 | 2 | 0 | 1 | 3 | | | |
| 6 Ryan Howard, L (1,3) OBP: 0.383, SLG: 0.567 | | | | | | | | | | 4 | 2 | 1 | 1 | 0 | 3 | 4 | | | |
| Aaron Rowand, R (1,8) OBP: 0.395, SLG: 0.506 | | | | | | | | | | 4 | 2 | 4 | 1 | 0 | 0 | 0 | | | |
| Pat Burrell, R (1,7) Abraham Nunez, S (6, FR) (7, 5) | | | | | | | | | | 3 | 1 | 3 | 4 | 1 | 0 | 0 | | | |
| Wes Helms, R (1,5) 63 Ryan Madson, L (7, 1) | | | | | | | | | | 4 | 0 | 0 | 0 | 0 | 0 | 6 | | | |
| 19 Greg Dobbs, L (8, PH) Antonio Alfonseca, R (9, 1) | | | | | | | | | | 3 | 0 | 0 | 1 | 0 | 0 | 1 | | | |
| 51 Carlos Ruiz, R (1,2) OBP: 0.320, SLG: 0.388 | | | | | | | | | | 3 | 1 | 0 | 0 | 0 | 2 | 1 | | | |
| 35 Cole Hamels, L (1,1) 9 Michael Bourn, L (7, 7) | | | | | | | | | | 1 | 0 | 0 | 0 | 0 | 0 | 0 | | | |
| Inning Stats | R: 2 H: 3 E: 0 K: 1 S: 22 | H: 3 LOB: 2 BB: 1 P: 37 | R: 2 H: 2 E: 1 K: 1 S: 12 | H: 2 LOB: 1 BB: 0 P: 21 | R: 1 H: 2 E: 0 K: 0 S: 8 | H: 2 LOB: 0 BB: 0 P: 13 | R: 0 H: 0 E: 0 K: 1 S: 6 | H: 0 LOB: 1 BB: 1 P: 13 | R: 3 H: 2 E: 0 K: 1 S: 11 | H: 2 LOB: 0 BB: 0 P: 18 | R: 2 H: 3 E: 0 K: 1 S: 14 | H: 3 LOB: 2 BB: 0 P: 16 | R: 0 H: 0 E: 0 K: 0 S: 6 | H: 0 LOB: 0 BB: 0 P: 12 | R: 0 H: 2 E: 0 K: 3 S: 15 | H: 2 LOB: 3 BB: 1 P: 25 | 1B: 5 2B: 6 3B: 0 HR: 3 | SF: 1 SAC: 0 DP: 1 HBP: 2 | WP: 0 PA: 43 PB: 0 SB: 0 CS: 0 |
| PITCHER | IP WLS BF H R ER SO BB IBB HBP BLK WP HR S P ERA WHIP | IP WLS BF H R ER SO BB IBB HBP BLK WP HR S P ERA WHIP | IP WLS BF H R ER SO BB IBB HBP BLK WP HR S P ERA WHIP | IP WLS BF H R ER SO BB IBB HBP BLK WP HR S P ERA WHIP | IP WLS BF H R ER SO BB IBB HBP BLK WP HR S P ERA WHIP | IP WLS BF H R ER SO BB IBB HBP BLK WP HR S P ERA WHIP | IP WLS BF H R ER SO BB IBB HBP BLK WP HR S P ERA WHIP | IP WLS BF H R ER SO BB IBB HBP BLK WP HR S P ERA WHIP | IP WLS BF H R ER SO BB IBB HBP BLK WP HR S P ERA WHIP | IP WLS BF H R ER SO BB IBB HBP BLK WP HR S P ERA WHIP | IP WLS BF H R ER SO BB IBB HBP BLK WP HR S P ERA WHIP | IP WLS BF H R ER SO BB IBB HBP BLK WP HR S P ERA WHIP | IP WLS BF H R ER SO BB IBB HBP BLK WP HR S P ERA WHIP | IP WLS BF H R ER SO BB IBB HBP BLK WP HR S P ERA WHIP | IP WLS BF H R ER SO BB IBB HBP BLK WP HR S P ERA WHIP | IP WLS BF H R ER SO BB IBB HBP BLK WP HR S P ERA WHIP | IP WLS BF H R ER SO BB IBB HBP BLK WP HR S P ERA WHIP | IP WLS BF H R ER SO BB IBB HBP BLK WP HR S P ERA WHIP | IP WLS BF H R ER SO BB IBB HBP BLK WP HR S P ERA WHIP |


livebaseballscores.com



| Batter | 1 | 2 | 3 | 4 | 5 | 6 | 7 | 8 | 9 | AB | R | H | RBI | BB | SO | LOB | TOP | | | | | |
|---|---|----------------------------------|------------------------------|----------------------------------|-------------------------------|----------------------------------|-------------------------------|----------------------------------|-------------------------------|----------------------------------|------------------------------|---------------------------------|-------------------------------|----------------------------------|-------------------------------|----------------------------------|------------------------------|----------------------------------|----------------------------------|------------------------------------|----------------------------------|--------|
| David Eckstein, R (1, 6) OBP: 0.350, SLG: 0.383 | G6-3 | G1-3 | | G6-3 | | G5-3 | | K | | 5 | 0 | 0 | 0 | 0 | 1 | 2 | | | | | | |
| 55 Skip Schumaker, L (1, 8) OBP: 0.338, SLG: 0.405 | F8 | | | | | F7 | | F7 | | 5 | 2 | 2 | 0 | 0 | 0 | 0 | | | | | | |
| 5 Albert Pujols, R (1, 3) OBP: 0.412, SLG: 0.552 | | | | | | | | | | 5 | 2 | 3 | 3 | 0 | 0 | 1 | | | | | | |
| 16 Chris Duncan, L (1, 7) OBP: 0.385, SLG: 0.555 | F8 | | | | | | | | | 3 | 1 | 1 | 1 | 1 | 0 | 1 | | | | | | |
| So Taguchi, R (7, 7) OBP: 0.347, SLG: 0.376 | | | | | | | | | | 1 | 0 | 1 | 0 | 0 | 0 | 0 | | | | | | |
| 27 Scott Rolen, R (1, 5) OBP: 0.341, SLG: 0.378 | | | | | | | | | | 4 | 1 | 2 | 1 | 0 | 1 | 1 | | | | | | |
| 13 Brendan Ryan, R (9, PH) OBP: 0.333, SLG: 0.415 | | | | | | | | | | 0 | 0 | 0 | 0 | 1 | 0 | 0 | | | | | | |
| 43 Juan Encarnacion, R (1, 9) OBP: 0.304, SLG: 0.473 | | | | | | | | | | 4 | 1 | 1 | 1 | 0 | 2 | 4 | | | | | | |
| 7 Adam Kennedy, L (1, 4) OBP: 0.290, SLG: 0.276 | | | | | | | | | | 5 | 2 | 2 | 2 | 0 | 1 | 3 | | | | | | |
| 4 Yadier Molina, R (1, 2) OBP: 0.321, SLG: 0.321 | | | | | | | | | | 5 | 0 | 1 | 0 | 0 | 0 | 4 | | | | | | |
| 50 Adam Wainwright, R (1, 1) OBP: 0.324, SLG: 0.375 | | | | | | | | | | 3 | 0 | 1 | 1 | 0 | 1 | 1 | | | | | | |
| 47 Ryan Ludwick, R (8, PH) OBP: 0.284, SLG: 0.504 | | | | | | | | | | 1 | 1 | 1 | 1 | 0 | 0 | 0 | | | | | | |
| Troy Percival, R (8, 1) OBP: 0.347, SLG: 0.376 | | | | | | | | | | 0 | 0 | 0 | 0 | 0 | 0 | 0 | | | | | | |
| 33 Andy Cavazos, R (9, 1) | | | | | | | | | | 0 | 0 | 0 | 0 | 0 | 0 | 0 | | | | | | |
| Inning Stats | R: 0 E: 0 K: 0 S: 12 | H: 1 LOB: 1 BB: 0 P: 18 | R: 2 E: 0 K: 0 S: 8 | H: 3 LOB: 1 BB: 0 P: 10 | R: 1 E: 0 K: 0 S: 12 | H: 1 LOB: 1 BB: 1 P: 18 | R: 0 E: 0 K: 1 S: 11 | H: 1 LOB: 1 BB: 0 P: 13 | R: 3 E: 0 K: 1 S: 13 | H: 4 LOB: 1 BB: 0 P: 20 | R: 0 E: 0 K: 0 S: 4 | H: 0 LOB: 0 BB: 0 P: 5 | R: 3 E: 0 K: 1 S: 15 | H: 3 LOB: 0 BB: 0 P: 25 | R: 1 E: 0 K: 1 S: 13 | H: 1 LOB: 0 BB: 0 P: 18 | R: 0 E: 0 K: 2 S: 8 | H: 1 LOB: 2 BB: 1 P: 14 | 1B: 5 2B: 4 3B: 0 HR: 6 | SF: 0 SAC: 1 DP: 0 HBP: 0 | WP: 1 PB: 0 SB: 0 CS: 0 | PA: 44 |
| PITCHER | IP WLS BF H R ER SO BB IBB HBP BLK WP HR S P ERA WHIP | | | | | | | | | | | | | | | | | | | | | |
| 23 Adam Eaton, R (1, 1) ERA: 5.98 | 4.0 L 23 10 6 6 1 1 0 0 0 0 1 2 49 69 13.50 2.750 | | | | | | | | | | | | | | | | | | | | | |
| Clay Condrey, R (5, 1) ERA: 5.99 | 1.0 3 0 0 0 1 0 0 0 0 0 0 7 10 0.00 0.000 | | | | | | | | | | | | | | | | | | | | | |
| Jose Mesa, R (6, 1) ERA: 7.76 | 1.0 3 0 0 0 0 0 0 0 0 0 0 4 5 0.00 0.000 | | | | | | | | | | | | | | | | | | | | | |
| 48 Brian Sanches, R (7, 1) ERA: 6.39 | 2.0 10 4 4 4 2 0 0 0 0 0 4 28 43 18.00 2.000 | | | | | | | | | | | | | | | | | | | | | |
| 59 Mike Zagurski, L (9, 1) ERA: 4.41 | 1.0 5 1 0 0 2 1 0 0 0 0 0 8 14 0.00 2.000 | | | | | | | | | | | | | | | | | | | | | |

St. Louis Cardinals @ Philadelphia Phillies
Citizens Bank Park, Philadelphia, PA
Sun Jul 15 2007, 6:05 PM EDT
Att: 44,872 - Partly Cloudy - 92 F


AB 41
R 10
H 15
RBI 10
BB 2
SO 6
LOB 17



| Batter | 1 | 2 | 3 | 4 | 5 | 6 | 7 | 8 | 9 | AB | R | H | RBI | BB | SO | LOB | BOTTOM | | | | | |
|---|---|---------------------------------|------------------------------|----------------------------------|-------------------------------|----------------------------------|-------------------------------|----------------------------------|------------------------------|----------------------------------|-------------------------------|----------------------------------|-------------------------------|----------------------------------|-------------------------------|----------------------------------|-------------------------------|----------------------------------|----------------------------------|------------------------------------|----------------------------------|--------|
| 11 Jimmy Rollins, S (1, 6) OBP: 0.334, SLG: 0.532 | F8 | | | | | | | | | 4 | 0 | 0 | 0 | 0 | 2 | 3 | | | | | | |
| Abraham Nunez, S (9, 6) OBP: 0.322, SLG: 0.325 | | | | | | | | | | 1 | 0 | 0 | 0 | 0 | 0 | 1 | | | | | | |
| 8 Shane Victorino, S (1, 9) OBP: 0.348, SLG: 0.427 | | | | | | | | | | 5 | 0 | 1 | 0 | 0 | 0 | 4 | | | | | | |
| 26 Chase Utley, L (1, 4) OBP: 0.405, SLG: 0.583 | | | | | | | | | | 5 | 0 | 2 | 1 | 0 | 1 | 5 | | | | | | |
| 6 Ryan Howard, L (1, 3) OBP: 0.380, SLG: 0.563 | | | | | | | | | | 5 | 0 | 1 | 0 | 0 | 2 | 2 | | | | | | |
| Aaron Rowand, R (1, 8) OBP: 0.396, SLG: 0.505 | | | | | | | | | | 3 | 0 | 1 | 0 | 0 | 1 | 1 | | | | | | |
| Pat Burrell, R (1, 7) OBP: 0.391, SLG: 0.419 | | | | | | | | | | 3 | 0 | 1 | 0 | 1 | 1 | 1 | | | | | | |
| 59 Mike Zagurski, L (9, 1) | | | | | | | | | | 0 | 0 | 0 | 0 | 0 | 0 | 0 | | | | | | |
| 19 Greg Dobbs, L (1, 5) OBP: 0.325, SLG: 0.522 | | | | | | | | | | 4 | 0 | 0 | 0 | 0 | 0 | 6 | | | | | | |
| 2 Rod Barajas, R (1, 2) OBP: 0.344, SLG: 0.391 | | | | | | | | | | 2 | 0 | 1 | 0 | 0 | 1 | 2 | | | | | | |
| Jose Mesa, R (6, 1) ERA: 5.99 | | | | | | | | | | 0 | 0 | 0 | 0 | 0 | 0 | 0 | | | | | | |
| Wes Helms, R (6, PH) OBP: 0.318, SLG: 0.371 | | | | | | | | | | 1 | 0 | 0 | 0 | 0 | 0 | 3 | | | | | | |
| 48 Brian Sanches, R (7, 1) OBP: 0.337, SLG: 0.365 | | | | | | | | | | 0 | 0 | 0 | 0 | 0 | 0 | 0 | | | | | | |
| 9 Michael Bourn, L (9, 7) OBP: 0.337, SLG: 0.365 | | | | | | | | | | 1 | 1 | 1 | 1 | 0 | 0 | 0 | | | | | | |
| 23 Adam Eaton, R (1, 1) OBP: 0.244, SLG: 0.250 | | | | | | | | | | 0 | 0 | 0 | 0 | 1 | 0 | 0 | | | | | | |
| Clay Condrey, R (5, 1) ERA: 5.99 | | | | | | | | | | 0 | 0 | 0 | 0 | 0 | 0 | 0 | | | | | | |
| 27 Chris Coste, R (5, 2) OBP: 0.385, SLG: 0.480 | | | | | | | | | | 3 | 1 | 1 | 0 | 0 | 0 | 0 | | | | | | |
| Inning Stats | R: 0 E: 0 K: 0 S: 5 | H: 1 LOB: 0 BB: 0 P: 7 | R: 0 E: 0 K: 1 S: 8 | H: 0 LOB: 0 BB: 0 P: 11 | R: 0 E: 1 K: 1 S: 11 | H: 1 LOB: 3 BB: 1 P: 20 | R: 0 E: 0 K: 1 S: 10 | H: 2 LOB: 2 BB: 0 P: 18 | R: 0 E: 0 K: 0 S: 8 | H: 0 LOB: 0 BB: 0 P: 11 | R: 0 E: 0 K: 0 S: 14 | H: 1 LOB: 3 BB: 1 P: 27 | R: 0 E: 0 K: 2 S: 11 | H: 1 LOB: 1 BB: 0 P: 15 | R: 0 E: 0 K: 2 S: 12 | H: 1 LOB: 1 BB: 0 P: 21 | R: 2 E: 1 K: 1 S: 17 | H: 2 LOB: 1 BB: 0 P: 22 | 1B: 6 2B: 2 3B: 0 HR: 1 | SF: 0 SAC: 0 DP: 1 HBP: 1 | WP: 0 PB: 0 SB: 0 CS: 0 | PA: 40 |
| PITCHER | IP WLS BF H R ER SO BB IBB HBP BLK WP HR S P ERA WHIP | | | | | | | | | | | | | | | | | | | | | |
| 50 Adam Wainwright, R (1, 1) ERA: 4.36 | 7.0 W 30 6 0 0 0 2 0 0 0 0 0 0 67 109 0.00 1.143 | | | | | | | | | | | | | | | | | | | | | |
| Troy Percival, R (8, 1) ERA: 1.17 | 1.0 4 1 0 0 2 0 0 0 0 0 0 12 21 0.00 1.000 | | | | | | | | | | | | | | | | | | | | | |
| 33 Andy Cavazos, R (9, 1) ERA: 6.75 | 1.0 6 2 2 1 1 0 0 0 0 0 1 17 22 9.00 2.000 | | | | | | | | | | | | | | | | | | | | | |

St. Louis Cardinals @ Philadelphia Phillies
Citizens Bank Park, Philadelphia, PA
Sun Jul 15 2007, 6:05 PM EDT
Att: 44,872 - Partly Cloudy - 92 F

AB 37
R 2
H 9
RBI 2
BB 2
SO 8
LOB 28



| Batter | 1 | 2 | 3 | 4 | 5 | 6 | 7 | 8 | 9 | AB | R | H | RBI | BB | SO | LOB | TOP | | | | | | |
|---|---|---|---|---|---|---|---|---|---|---|---|---|---|---|---|---|--|---|---|---|---|---|---|
| 11 Jimmy Rollins, S OBP: 0.338, SLG: 0.529 | F7 | HBP | | F8 | | | | E5 | | 6 | 2 | 3 | 0 | 0 | 0 | 2 | Philadelphia Phillies @ Los Angeles Dodgers Dodger Stadium, Los Angeles, CA Tue Jul 17 2007, 7:10 PM PDT Att: 45,074 - Clear - 71 F | | | | | | |
| 8 Shane Victorino, S OBP: 0.353, SLG: 0.442 | | | | | P5 | | | P3 | | 7 | 2 | 5 | 2 | 0 | 0 | 3 | | | | | | | |
| 26 Chase Utley, L OBP: 0.408, SLG: 0.589 Clay Condrey, R | | FC3-2 | | | | | | L7 | | 6 | 3 | 3 | 3 | 0 | 0 | 7 | | | | | | | |
| 45 Tom Gordon, R | | | | | | | | | | 0 | 0 | 0 | 0 | 0 | 0 | 0 | | | | | | | |
| 6 Ryan Howard, L OBP: 0.378, SLG: 0.574 | K | K | | | | | | G3 | | 6 | 2 | 2 | 4 | 0 | 2 | 6 | | | | | | | |
| Aaron Rowand, R OBP: 0.404, SLG: 0.528 | | | | | | | | | | 6 | 3 | 5 | 2 | 0 | 0 | 3 | | | | | | | |
| Pat Burrell, R OBP: 0.394, SLG: 0.432 59 Mike Zagurski, L | | | | | | | | | | 4 | 1 | 2 | 1 | 1 | 0 | 1 | | | | | | | |
| Abraham Nunez, S OBP: 0.324, SLG: 0.327 | | | | | | | | | | 0 | 0 | 0 | 0 | 0 | 0 | 0 | | | | | | | |
| Wes Helms, R OBP: 0.313, SLG: 0.363 | | | | | | | | | | 6 | 0 | 1 | 2 | 0 | 0 | 3 | | | | | | | |
| 27 Chris Coste, R OBP: 0.344, SLG: 0.419 | | | | | | | | | | 6 | 1 | 1 | 0 | 0 | 1 | 3 | | | | | | | |
| 58 J.D. Durbin, R OBP: 0.600, SLG: 0.600 9 Michael Bourn, L OBP: 0.333, SLG: 0.371 | | | | | | | | | | 4 | 1 | 3 | 0 | 0 | 0 | 0 | | | | | | | |
| | | | | | | | | | | 2 | 0 | 1 | 0 | 0 | 0 | 0 | | | | | | | |
| Inning Stats | R: 3 E: 0 K: 1 S: 21 | H: 5 LOB: 2 BB: 0 P: 28 | R: 0 E: 0 K: 1 S: 13 | H: 2 LOB: 3 BB: 0 P: 19 | R: 0 E: 0 K: 0 S: 5 | H: 0 LOB: 0 BB: 0 P: 6 | R: 5 E: 0 K: 0 S: 24 | H: 6 LOB: 1 BB: 0 P: 39 | R: 3 E: 0 K: 0 S: 17 | H: 4 LOB: 2 BB: 0 P: 27 | R: 0 E: 0 K: 0 S: 9 | H: 2 LOB: 2 BB: 0 P: 16 | R: 2 E: 0 K: 1 S: 14 | H: 2 LOB: 0 BB: 0 P: 22 | R: 0 E: 0 K: 0 S: 15 | H: 2 LOB: 2 BB: 0 P: 18 | R: 2 E: 1 K: 0 S: 13 | H: 3 LOB: 2 BB: 0 P: 24 | 1B: 15 2B: 6 3B: 1 HR: 4 | SF: 0 SAC: 0 DP: 0 HBP: 1 | WP: 0 PB: 0 SB: 0 CS: 0 | PA: 56 | |
| PITCHER | IP WLS BF H R ER SO BB IBB HBP BLK WP HR S P ERA WHIP | IP WLS BF H R ER SO BB IBB HBP BLK WP HR S P ERA WHIP | IP WLS BF H R ER SO BB IBB HBP BLK WP HR S P ERA WHIP | IP WLS BF H R ER SO BB IBB HBP BLK WP HR S P ERA WHIP | IP WLS BF H R ER SO BB IBB HBP BLK WP HR S P ERA WHIP | IP WLS BF H R ER SO BB IBB HBP BLK WP HR S P ERA WHIP | IP WLS BF H R ER SO BB IBB HBP BLK WP HR S P ERA WHIP | IP WLS BF H R ER SO BB IBB HBP BLK WP HR S P ERA WHIP | IP WLS BF H R ER SO BB IBB HBP BLK WP HR S P ERA WHIP | IP WLS BF H R ER SO BB IBB HBP BLK WP HR S P ERA WHIP | IP WLS BF H R ER SO BB IBB HBP BLK WP HR S P ERA WHIP | IP WLS BF H R ER SO BB IBB HBP BLK WP HR S P ERA WHIP | IP WLS BF H R ER SO BB IBB HBP BLK WP HR S P ERA WHIP | IP WLS BF H R ER SO BB IBB HBP BLK WP HR S P ERA WHIP | IP WLS BF H R ER SO BB IBB HBP BLK WP HR S P ERA WHIP | IP WLS BF H R ER SO BB IBB HBP BLK WP HR S P ERA WHIP | IP WLS BF H R ER SO BB IBB HBP BLK WP HR S P ERA WHIP | IP WLS BF H R ER SO BB IBB HBP BLK WP HR S P ERA WHIP | IP WLS BF H R ER SO BB IBB HBP BLK WP HR S P ERA WHIP | IP WLS BF H R ER SO BB IBB HBP BLK WP HR S P ERA WHIP | IP WLS BF H R ER SO BB IBB HBP BLK WP HR S P ERA WHIP | IP WLS BF H R ER SO BB IBB HBP BLK WP HR S P ERA WHIP | IP WLS BF H R ER SO BB IBB HBP BLK WP HR S P ERA WHIP |

AB 54
R 15
H 26
RBI 14
BB 1
SO 3
LOB 29



| Batter | 1 | 2 | 3 | 4 | 5 | 6 | 7 | 8 | 9 | AB | R | H | RBI | BB | SO | LOB | BOTTOM | | | | | | | |
|--|---|---|---|---|---|---|---|---|---|---|---|---|---|---|---|---|--|---|---|---|---|---|---|---|
| 15 Rafael Furcal, S OBP: 0.342, SLG: 0.362 Wilson Betemit, S OBP: 0.351, SLG: 0.493 | G4-3 | | G3-1 | FC6-4 | | | | F7 | | 3 | 0 | 0 | 0 | 0 | 0 | 3 | Philadelphia Phillies @ Los Angeles Dodgers Dodger Stadium, Los Angeles, CA Tue Jul 17 2007, 7:10 PM PDT Att: 45,074 - Clear - 71 F | | | | | | | |
| 9 Juan Pierre, L OBP: 0.316, SLG: 0.340 16 Andre Ethier, L OBP: 0.364, SLG: 0.447 | | K | | | | | | | | 3 | 0 | 1 | 0 | 0 | 1 | 0 | | | | | | | | |
| 7 James Loney, L OBP: 0.427, SLG: 0.561 | | | | | | | | | | 4 | 0 | 0 | 0 | 1 | 0 | 6 | | | | | | | | |
| 12 Jeff Kent, R OBP: 0.352, SLG: 0.470 Rudy Seanez, R OBP: 0.333, SLG: 0.394 51 Jonathan Broxton, R OBP: 0.263 Joe Beimel, L OBP: 0.308, SLG: 0.415 | | | | | | | | | | 3 | 1 | 1 | 0 | 0 | 0 | 2 | | | | | | | | |
| Luis Gonzalez, L OBP: 0.374, SLG: 0.455 | | | | | | | | | | 5 | 1 | 1 | 0 | 0 | 0 | 3 | | | | | | | | |
| 5 Nomar Garciaparra, R OBP: 0.319, SLG: 0.332 | | | | | | | | | | 4 | 0 | 1 | 0 | 1 | 0 | 2 | | | | | | | | |
| 27 Matt Kemp, R OBP: 0.413, SLG: 0.564 | | | | | | | | | | 5 | 1 | 2 | 1 | 0 | 1 | 2 | | | | | | | | |
| Mike Lieberthal, R OBP: 0.308, SLG: 0.286 | | | | | | | | | | 4 | 0 | 3 | 0 | 0 | 0 | 0 | | | | | | | | |
| Mark Hendrickson, L OBP: 0.333, SLG: 0.333 Ramon Martinez, R OBP: 0.240, SLG: 0.194 | | | | | | | | | | 1 | 0 | 0 | 0 | 0 | 0 | 2 | | | | | | | | |
| 50 Eric Stults, L OBP: 0.333, SLG: 0.333 | | | | | | | | | | 1 | 0 | 0 | 0 | 0 | 1 | 3 | | | | | | | | |
| | | | | | | | | | | 2 | 0 | 1 | 2 | 0 | 0 | 0 | | | | | | | | |
| Inning Stats | R: 0 E: 0 K: 1 S: 11 | H: 0 LOB: 1 BB: 1 P: 19 | R: 0 E: 0 K: 0 S: 10 | H: 1 LOB: 2 BB: 1 P: 19 | R: 0 E: 0 K: 0 S: 6 | H: 0 LOB: 0 BB: 0 P: 12 | R: 1 E: 0 K: 1 S: 14 | H: 4 LOB: 3 BB: 0 P: 19 | R: 0 E: 0 K: 0 S: 7 | H: 1 LOB: 1 BB: 0 P: 11 | R: 0 E: 0 K: 0 S: 13 | H: 0 LOB: 0 BB: 0 P: 18 | R: 0 E: 0 K: 0 S: 8 | H: 2 LOB: 2 BB: 0 P: 15 | R: 2 E: 0 K: 0 S: 17 | H: 5 LOB: 3 BB: 0 P: 23 | R: 0 E: 0 K: 0 S: 11 | H: 1 LOB: 1 BB: 0 P: 13 | 1B: 12 2B: 2 3B: 0 HR: 0 | SF: 0 SAC: 0 DP: 0 HBP: 0 | WP: 0 PB: 0 SB: 0 CS: 0 | PA: 43 | | |
| PITCHER | IP WLS BF H R ER SO BB IBB HBP BLK WP HR S P ERA WHIP | IP WLS BF H R ER SO BB IBB HBP BLK WP HR S P ERA WHIP | IP WLS BF H R ER SO BB IBB HBP BLK WP HR S P ERA WHIP | IP WLS BF H R ER SO BB IBB HBP BLK WP HR S P ERA WHIP | IP WLS BF H R ER SO BB IBB HBP BLK WP HR S P ERA WHIP | IP WLS BF H R ER SO BB IBB HBP BLK WP HR S P ERA WHIP | IP WLS BF H R ER SO BB IBB HBP BLK WP HR S P ERA WHIP | IP WLS BF H R ER SO BB IBB HBP BLK WP HR S P ERA WHIP | IP WLS BF H R ER SO BB IBB HBP BLK WP HR S P ERA WHIP | IP WLS BF H R ER SO BB IBB HBP BLK WP HR S P ERA WHIP | IP WLS BF H R ER SO BB IBB HBP BLK WP HR S P ERA WHIP | IP WLS BF H R ER SO BB IBB HBP BLK WP HR S P ERA WHIP | IP WLS BF H R ER SO BB IBB HBP BLK WP HR S P ERA WHIP | IP WLS BF H R ER SO BB IBB HBP BLK WP HR S P ERA WHIP | IP WLS BF H R ER SO BB IBB HBP BLK WP HR S P ERA WHIP | IP WLS BF H R ER SO BB IBB HBP BLK WP HR S P ERA WHIP | IP WLS BF H R ER SO BB IBB HBP BLK WP HR S P ERA WHIP | IP WLS BF H R ER SO BB IBB HBP BLK WP HR S P ERA WHIP | IP WLS BF H R ER SO BB IBB HBP BLK WP HR S P ERA WHIP | IP WLS BF H R ER SO BB IBB HBP BLK WP HR S P ERA WHIP | IP WLS BF H R ER SO BB IBB HBP BLK WP HR S P ERA WHIP | IP WLS BF H R ER SO BB IBB HBP BLK WP HR S P ERA WHIP | IP WLS BF H R ER SO BB IBB HBP BLK WP HR S P ERA WHIP | IP WLS BF H R ER SO BB IBB HBP BLK WP HR S P ERA WHIP |

AB 41
R 3
H 14
RBI 3
BB 2
SO 3
LOB 27



| Batter | 1 | 2 | 3 | 4 | 5 | 6 | 7 | 8 | 9 | AB | R | H | RBI | BB | SO | LOB | TOP | | | |
|--|---|----------------------------------|-------------------------------|----------------------------------|-------------------------------|----------------------------------|-------------------------------|----------------------------------|-------------------------------|----------------------------------|-------------------------------|----------------------------------|------------------------------|----------------------------------|-------------------------------|----------------------------------|---|------------------------------------|----------------------------------|--------|
| 11 Jimmy Rollins, S OBP: 0.334, SLG: 0.523 | P6 | G3 | | F9 | | P6 | | | F7 | 5 | 0 | 0 | 0 | 0 | 0 | 4 | Philadelphia Phillies @ Los Angeles Dodgers Dodger Stadium, Los Angeles, CA Wed Jul 18 2007, 12:10 PM PDT Att: 47,114 - Sunny - 78 F | | | |
| 8 Shane Victorino, S OBP: 0.351, SLG: 0.437 | BB | | F8 | | P3 | | F8 | | G1-3 | 4 | 0 | 0 | 0 | 1 | 0 | 2 | | | | |
| 26 Chase Utley, L OBP: 0.404, SLG: 0.583 | K | | G4-3 | | K | | G3-1 | | | 4 | 0 | 0 | 0 | 0 | 2 | 1 | | | | |
| 6 Ryan Howard, L OBP: 0.396, SLG: 0.586 | CS | HR | 2B | BB | WP | 1B | | | K | 3 | 3 | 2 | 1 | 1 | 1 | 0 | | | | |
| Aaron Rowand, R OBP: 0.405, SLG: 0.529 | | K | 2B | BB | 1B | | | | G4-3 | 3 | 0 | 1 | 1 | 1 | 1 | 0 | | | | |
| Pat Burrell, R OBP: 0.396, SLG: 0.437 | 51 2B | 2B | P2 | | BB | | | | K | 4 | 1 | 2 | 1 | 0 | 1 | 1 | | | | |
| Abraham Nunez, S OBP: 0.323, SLG: 0.322 | 51 2B | BB | | F8 | | P4 | | | K | 3 | 0 | 0 | 0 | 1 | 1 | 2 | | | | |
| 51 Carlos Ruiz, R OBP: 0.322, SLG: 0.389 | 2B | | 1B | | | P3 | | | G6-3 | 4 | 0 | 2 | 1 | 0 | 0 | 0 | | | | |
| 38 Kyle Kendrick, R OBP: 0.222, SLG: 0.188 | G6-3 | | 1B | | | K | | | | 3 | 0 | 0 | 0 | 0 | 2 | 3 | | | | |
| 16 J.C. Romero, S | | | | | | | | | | 0 | 0 | 0 | 0 | 0 | 0 | 0 | | | | |
| 63 Ryan Madson, L | | | | | | | | | | 0 | 0 | 0 | 0 | 0 | 0 | 0 | | | | |
| 19 Greg Dobbs, L | | | | | | | | | | 1 | 0 | 1 | 0 | 0 | 0 | 0 | | | | |
| 9 Michael Bourn, L | | | | | | | | | | 0 | 0 | 0 | 0 | 0 | 0 | 0 | | | | |
| Inning Stats | R: 0 E: 0 K: 1 S: 9 | H: 0 LOB: 0 BB: 1 P: 17 | R: 2 E: 0 K: 1 S: 19 | H: 3 LOB: 2 BB: 1 P: 32 | R: 1 E: 0 K: 0 S: 11 | H: 1 LOB: 1 BB: 1 P: 22 | R: 0 E: 0 K: 1 S: 8 | H: 1 LOB: 1 BB: 0 P: 11 | R: 1 E: 0 K: 1 S: 18 | H: 2 LOB: 2 BB: 1 P: 31 | R: 0 E: 0 K: 1 S: 8 | H: 0 LOB: 0 BB: 0 P: 9 | R: 0 E: 0 K: 2 S: 9 | H: 0 LOB: 0 BB: 0 P: 15 | R: 0 E: 0 K: 0 S: 10 | H: 1 LOB: 2 BB: 0 P: 14 | 1B: 4 2B: 3 3B: 0 HR: 1 | SF: 0 SAC: 0 DP: 0 HBP: 0 | WP: 1 PB: 0 SB: 1 CS: 1 | PA: 39 |
| PITCHER | IP WLS BF H R ER SO BB IBB HBP BLK WP HR S P ERA WHIP | | | | | | | | | | | | | | | | | | | |
| 58 Chad Billingsley, R ERA: 3.56 | 5.0 | 25 | 7 | 4 | 4 | 4 | 4 | 0 | 0 | 0 | 1 | 1 | 65 | 113 | 7.20 | 2.200 | | | | |
| Rudy Seanez, R ERA: 3.25 | 1.0 | W | 3 | 0 | 0 | 1 | 0 | 0 | 0 | 0 | 0 | 0 | 8 | 9 | 0.00 | 0.000 | | | | |
| Joe Beimel, L ERA: 3.73 | 1.0 | H | 3 | 0 | 0 | 1 | 0 | 0 | 0 | 0 | 0 | 6 | 7 | 0.00 | 0.000 | | | | | |
| 51 Jonathan Broxton, R ERA: 2.57 | 1.0 | H | 3 | 0 | 0 | 2 | 0 | 0 | 0 | 0 | 0 | 9 | 15 | 0.00 | 0.000 | | | | | |
| 44 Takashi Saito, R ERA: 1.95 | 1.0 | S | 4 | 1 | 0 | 0 | 0 | 0 | 0 | 0 | 0 | 10 | 14 | 0.00 | 1.000 | | | | | |
| Batter | 1 | 2 | 3 | 4 | 5 | 6 | 7 | 8 | 9 | AB | R | H | RBI | BB | SO | LOB | BOTTOM | | | |
| 15 Rafael Furcal, S OBP: 0.341, SLG: 0.361 | 9 1B | | G1-3 | | G3 | | K | | | 4 | 1 | 1 | 0 | 0 | 1 | 1 | Philadelphia Phillies @ Los Angeles Dodgers Dodger Stadium, Los Angeles, CA Wed Jul 18 2007, 12:10 PM PDT Att: 47,114 - Sunny - 78 F | | | |
| 9 Juan Pierre, L OBP: 0.316, SLG: 0.339 | L3-6 | | P5 | | G6-3 | | G5-3 | | | 4 | 0 | 1 | 0 | 0 | 0 | 0 | | | | |
| 55 Russell Martin, R OBP: 0.387, SLG: 0.492 | S | | G1-3 | | K | | | | G5-3 | 4 | 0 | 1 | 1 | 0 | 1 | 0 | | | | |
| Luis Gonzalez, L ERA: 3.74 | L3-6 | | | | G4-3 | | | | | 3 | 1 | 1 | 1 | 0 | 0 | 2 | | | | |
| 51 Jonathan Broxton, R ERA: 2.57 | | | | | | | | | G3-1 | 0 | 0 | 0 | 0 | 0 | 0 | 0 | | | | |
| Climedo Saez, R ERA: 3.03 | | | | | | | | | | 0 | 0 | 0 | 0 | 0 | 0 | 0 | | | | |
| Brett Tomko, R ERA: 3.03 | | | | | | | | | | 0 | 0 | 0 | 0 | 0 | 0 | 0 | | | | |
| 44 Takashi Saito, L | | | | | | | | | | 0 | 0 | 0 | 0 | 0 | 0 | 0 | | | | |
| Wilson Betemit, S OBP: 0.354, SLG: 0.493 | K | | | 7 1B | G1-3 | | | | | 4 | 1 | 2 | 0 | 0 | 1 | 1 | | | | |
| 7 James Loney, L OBP: 0.421, SLG: 0.549 | | | | 16 HR | G3-1 | | | | | 4 | 1 | 1 | 0 | 0 | 1 | 2 | | | | |
| 16 Andre Ethier, L OBP: 0.369, SLG: 0.459 | F9 | | | 16 HR | | | | | | 2 | 1 | 1 | 3 | 2 | 0 | 0 | | | | |
| Ramon Martinez, R OBP: 0.228, SLG: 0.183 | E6 | | | HR | G6-3 | | F8 | | L6 | 4 | 0 | 0 | 0 | 0 | 0 | 4 | | | | |
| 58 Chad Billingsley, R ERA: 3.56 | 5.1 | L | 23 | 7 | 5 | 5 | 3 | 0 | 0 | 0 | 0 | 0 | 0 | 0 | 1 | 1 | | | | |
| Rudy Seanez, R ERA: 3.25 | 0.2 | | 3 | 0 | 0 | 0 | 0 | 1 | 0 | 0 | 0 | 5 | 11 | 0.00 | 1.500 | | | | | |
| 27 Matt Kemp, R OBP: 0.418, SLG: 0.569 | 2.0 | | 9 | 2 | 0 | 0 | 1 | 1 | 1 | 0 | 0 | 19 | 34 | 0.00 | 1.500 | | | | | |
| PITCHER | IP WLS BF H R ER SO BB IBB HBP BLK WP HR S P ERA WHIP | | | | | | | | | | | | | | | | | | | |
| 38 Kyle Kendrick, R ERA: 4.4 | 5.1 | L | 23 | 7 | 5 | 5 | 3 | 0 | 0 | 0 | 0 | 0 | 0 | 0 | 1 | 1 | | | | |
| 16 J.C. Romero, L ERA: 2.89 | 0.2 | | 3 | 0 | 0 | 0 | 0 | 1 | 0 | 0 | 0 | 5 | 11 | 0.00 | 1.500 | | | | | |
| 63 Ryan Madson, R ERA: 3.38 | 2.0 | | 9 | 2 | 0 | 0 | 1 | 1 | 1 | 0 | 0 | 19 | 34 | 0.00 | 1.500 | | | | | |
| Inning Stats | R: 1 E: 0 K: 1 S: 11 | H: 3 LOB: 1 BB: 0 P: 14 | R: 0 E: 1 K: 1 S: 11 | H: 0 LOB: 0 BB: 0 P: 19 | R: 0 E: 0 K: 0 S: 7 | H: 0 LOB: 0 BB: 0 P: 11 | R: 3 E: 0 K: 0 S: 13 | H: 3 LOB: 0 BB: 0 P: 20 | R: 0 E: 0 K: 1 S: 7 | H: 0 LOB: 0 BB: 0 P: 8 | R: 1 E: 0 K: 0 S: 10 | H: 1 LOB: 1 BB: 1 P: 21 | R: 0 E: 0 K: 1 S: 7 | H: 1 LOB: 0 BB: 0 P: 10 | R: 0 E: 0 K: 0 S: 12 | H: 1 LOB: 3 BB: 2 P: 24 | 1B: 7 2B: 1 3B: 0 HR: 2 | SF: 0 SAC: 0 DP: 1 HBP: 0 | WP: 0 PB: 0 SB: 1 CS: 1 | PA: 35 |

| Batter | 1 | 2 | 3 | 4 | 5 | 6 | 7 | 8 | 9 | AB | R | H | RBI | BB | SO | LOB | TOP | | | | | |
|---|------------------------------|----------------------------------|-------------------------------|----------------------------------|------------------------------|---------------------------------|-------------------------------|----------------------------------|------------------------------|----------------------------------|-------------------------------|----------------------------------|------------------------------|----------------------------------|-------------------------------|----------------------------------|---|----------------------------------|----------------------------------|------------------------------------|----------------------------------|--------|
| 11 Jimmy Rollins, S OBP: 0.331, SLG: 0.518 | P6 | | F8 | | | K | | G3-1 | | 4 | 0 | 0 | 0 | 0 | 1 | 0 | Philadelphia Phillies @ San Diego Padres PETCO Park, San Diego, CA Thu Jul 19 2007, 10:05 PM EDT Att: 30,885 - Clear - 70 F | | | | | |
| 8 Shane Victorino, S OBP: 0.350, SLG: 0.435 | F9 | | | | | G6-3 | | | 1B | 4 | 0 | 1 | 0 | 0 | 1 | 0 | | | | | | |
| 26 Chase Utley, L OBP: 0.405, SLG: 0.585 | F8 | | | | | 1B | | F7 | | 4 | 0 | 2 | 0 | 0 | 0 | 1 | | | | | | |
| 6 Ryan Howard, L OBP: 0.387, SLG: 0.584 | BB | | | | | BB | | | | 1 | 0 | 0 | 0 | 3 | 1 | 0 | | | | | | |
| Aaron Rowand, R OBP: 0.404, SLG: 0.525 | F7 | | | | | BB | | | | 3 | 0 | 0 | 0 | 1 | 0 | 5 | | | | | | |
| Pat Burrell, R OBP: 0.394, SLG: 0.434 Abraham Nunez, S OBP: 0.323, SLG: 0.322 | F9 | | | | | F9 | | | | 4 | 0 | 1 | 0 | 0 | 1 | 3 | | | | | | |
| 19 Greg Dobbs, L OBP: 0.315, SLG: 0.503 | F9 | | | | | FC6-4 | | | | 0 | 0 | 0 | 0 | 0 | 0 | 0 | | | | | | |
| 51 Carlos Ruiz, R OBP: 0.317, SLG: 0.382 | | | G5-3 | | | P6 | | F7 | | 4 | 0 | 0 | 0 | 0 | 1 | 2 | | | | | | |
| 35 Cole Hamels, L OBP: 0.170, SLG: 0.200 | | | | | | | | | | 2 | 0 | 0 | 0 | 0 | 1 | 0 | | | | | | |
| 9 Michael Bourn, L OBP: 0.330, SLG: 0.367 16 J.C. Romero, S OBP: 0.323, SLG: 0.322 | P5 | | | | | K | | K | | 1 | 0 | 0 | 0 | 0 | 1 | 0 | | | | | | |
| Inning Stats | R: 0 E: 0 K: 0 S: 8 | H: 0 LOB: 0 BB: 0 P: 12 | R: 0 E: 0 K: 0 S: 14 | H: 0 LOB: 1 BB: 1 P: 21 | R: 0 E: 0 K: 0 S: 5 | H: 0 LOB: 0 BB: 0 P: 6 | R: 0 E: 0 K: 1 S: 14 | H: 1 LOB: 2 BB: 1 P: 25 | R: 0 E: 0 K: 2 S: 9 | H: 0 LOB: 0 BB: 0 P: 12 | R: 0 E: 0 K: 1 S: 19 | H: 1 LOB: 2 BB: 1 P: 29 | R: 0 E: 0 K: 2 S: 8 | H: 0 LOB: 0 BB: 0 P: 11 | R: 0 E: 0 K: 1 S: 13 | H: 1 LOB: 1 BB: 0 P: 19 | R: 0 E: 0 K: 3 S: 11 | H: 1 LOB: 2 BB: 1 P: 20 | 1B: 3 2B: 1 3B: 0 HR: 0 | SF: 0 SAC: 0 DP: 0 HBP: 0 | WP: 0 PB: 0 SB: 1 CS: 0 | PA: 35 |
| PITCHER | IP | WLS | BF | H | R | ER | SO | BB | IBB | HBP | BLK | WP | HR | S | P | ERA | WHIP | | | | | |
| 32 Chris Young, R ERA: 1.85 | 7.0 | W | 26 | 2 | 0 | 0 | 6 | 3 | 0 | 0 | 0 | 0 | 0 | 77 | 116 | 0.00 | 0.714 | | | | | |
| 21 Heath Bell, R ERA: 2.15 | 1.0 | H | 4 | 1 | 0 | 0 | 1 | 0 | 0 | 0 | 0 | 0 | 0 | 13 | 19 | 0.00 | 1.000 | | | | | |
| Trevor Hoffman, R ERA: 1.8 | 1.0 | S | 5 | 1 | 0 | 0 | 3 | 1 | 0 | 0 | 0 | 0 | 0 | 11 | 20 | 0.00 | 2.000 | | | | | |

| | |
|-----|----|
| AB | 31 |
| R | 0 |
| H | 4 |
| RBI | 0 |
| BB | 4 |
| SO | 10 |
| LOB | 14 |



| Batter | 1 | 2 | 3 | 4 | 5 | 6 | 7 | 8 | 9 | AB | R | H | RBI | BB | SO | LOB | BOTTOM | | | | |
|--|------------------------------|---------------------------------|-------------------------------|----------------------------------|-------------------------------|----------------------------------|------------------------------|----------------------------------|------------------------------|---------------------------------|------------------------------|---------------------------------|-------------------------------|----------------------------------|-------------------------------|----------------------------------|---|----------------------------------|------------------------------------|----------------------------------|--------|
| 24 Brian Giles, L OBP: 0.374, SLG: 0.366 | L6 | | 2B | | | F9 | | | | 4 | 0 | 1 | 1 | 0 | 1 | 1 | Philadelphia Phillies @ San Diego Padres PETCO Park, San Diego, CA Thu Jul 19 2007, 10:05 PM EDT Att: 30,885 - Clear - 70 F | | | | |
| Milton Bradley, S OBP: 0.374, SLG: 0.430 | P6 | | G6-3 | | | P3 | | | | 3 | 0 | 0 | 0 | 0 | 1 | 0 | | | | | |
| 23 Adrián González, L OBP: 0.338, SLG: 0.474 | G3 | | | | | BB | | | | 2 | 0 | 0 | 0 | 1 | 1 | 0 | | | | | |
| Mike Cameron, R OBP: 0.318, SLG: 0.437 | P5 | | | | | K | | | | 3 | 0 | 0 | 0 | 0 | 1 | 1 | | | | | |
| 3 Khalil Greene, R OBP: 0.274, SLG: 0.460 | P2 | | | | | K | | | | 3 | 0 | 0 | 0 | 0 | 1 | 1 | | | | | |
| 4 Michael Barrett, R OBP: 0.299, SLG: 0.401 | F9 | | | | | G4-3 | | | | 3 | 0 | 0 | 0 | 0 | 1 | 0 | | | | | |
| 5 Kevin Kouzmanoff, R OBP: 0.299, SLG: 0.415 | G6-3 | | | | | F8 | | | | 3 | 0 | 0 | 0 | 0 | 1 | 0 | | | | | |
| Geoff Blum, S OBP: 0.302, SLG: 0.336 | SH1 | | | | | F8 | | | | 3 | 1 | 2 | 0 | 0 | 0 | 0 | | | | | |
| 32 Chris Young, R OBP: 0.206, SLG: 0.069 21 Heath Bell, R OBP: 0.320, SLG: 0.387 Trevor Hoffman, R OBP: 0.320, SLG: 0.387 | SH1 | | | | | G5-3 | | | | 1 | 0 | 0 | 0 | 0 | 0 | 0 | | | | | |
| Inning Stats | R: 0 E: 0 K: 0 S: 6 | H: 0 LOB: 0 BB: 0 P: 8 | R: 0 E: 0 K: 0 S: 10 | H: 0 LOB: 0 BB: 0 P: 15 | R: 1 E: 0 K: 0 S: 15 | H: 2 LOB: 1 BB: 0 P: 22 | R: 0 E: 0 K: 1 S: 7 | H: 0 LOB: 0 BB: 0 P: 10 | R: 0 E: 0 K: 0 S: 6 | H: 0 LOB: 0 BB: 0 P: 8 | R: 0 E: 0 K: 0 S: 6 | H: 0 LOB: 0 BB: 0 P: 9 | R: 0 E: 0 K: 2 S: 11 | H: 0 LOB: 1 BB: 1 P: 17 | R: 0 E: 0 K: 3 S: 11 | H: 1 LOB: 1 BB: 0 P: 16 | | 1B: 2 2B: 1 3B: 0 HR: 0 | SF: 0 SAC: 1 DP: 0 HBP: 0 | WP: 0 PB: 0 SB: 0 CS: 0 | PA: 28 |
| PITCHER | IP | WLS | BF | H | R | ER | SO | BB | IBB | HBP | BLK | WP | HR | S | P | ERA | WHIP | | | | |
| 35 Cole Hamels, L ERA: 3.69 | 7.0 | L | 24 | 2 | 1 | 1 | 3 | 1 | 0 | 0 | 0 | 0 | 0 | 61 | 89 | 1.29 | 0.429 | | | | |
| 16 J.C. Romero, L ERA: 2.77 | 1.0 | | 4 | 1 | 0 | 0 | 3 | 0 | 0 | 0 | 0 | 0 | 0 | 11 | 16 | 0.00 | 1.000 | | | | |



| Batter | 1 | 2 | 3 | 4 | 5 | 6 | 7 | 8 | 9 | AB | R | H | RBI | BB | SO | LOB | TOP | | | |
|---|-------------------------------|----------------------------------|------------------------------|----------------------------------|------------------------------|----------------------------------|-------------------------------|----------------------------------|-------------------------------|----------------------------------|-------------------------------|----------------------------------|-------------------------------|----------------------------------|------------------------------|----------------------------------|--|------------------------------------|----------------------------------|--------|
| 11 Jimmy Rollins, S OBP: 0.330, SLG: 0.514 | | | | | | | | | | 5 | 0 | 1 | 1 | 0 | 0 | 3 | <p>Philadelphia Phillies @ San Diego Padres PETCO Park, San Diego, CA Fri Jul 20 2007, 10:05 PM EDT Att: 36,113 - Overcast - 68 F</p> <p>livebaseballscorecards.com</p> <p>AB 37 R 7 H 11 RBI 7 BB 6 SO 6 LOB 21</p> | | | |
| 8 Shane Victorino, S OBP: 0.349, SLG: 0.432 | | | | | | | | | | 5 | 2 | 1 | 0 | 0 | 1 | 3 | | | | |
| 26 Chase Utley, L OBP: 0.376, SLG: 0.594 | | | | | | | | | | 4 | 2 | 2 | 2 | 1 | 1 | | | | | |
| 6 Ryan Howard, L OBP: 0.390, SLG: 0.582 | | | | | | | | | | 4 | 1 | 2 | 1 | 1 | 2 | 1 | | | | |
| Aaron Rowand, R OBP: 0.401, SLG: 0.523 | | | | | | | | | | 5 | 1 | 1 | 1 | 0 | 0 | 3 | | | | |
| Pat Burrell, R OBP: 0.395, SLG: 0.431 | | | | | | | | | | 2 | 0 | 0 | 1 | 2 | 0 | 1 | | | | |
| 9 Michael Bourn, L OBP: 0.337, SLG: 0.367 | | | | | | | | | | 0 | 1 | 0 | 0 | 1 | 0 | 0 | | | | |
| Wes Helms, R 59 Mike Zagurski, L Antonio Alfonseca, R | | | | | | | | | | 4 | 0 | 2 | 0 | 0 | 1 | 1 | | | | |
| 2 Rod Barajas, R OBP: 0.341, SLG: 0.381 | | | | | | | | | | 3 | 0 | 0 | 0 | 1 | 0 | 4 | | | | |
| 23 Adam Eaton, R 16 J.C. Romero, S 27 Chris Coste, R 63 Ryan Madson, L Abraham Nunez, S | | | | | | | | | | 2 | 0 | 1 | 1 | 0 | 0 | 0 | | | | |
| Inning Stats | R: 1 E: 0 K: 1 S: 11 | H: 2 LOB: 1 BB: 0 P: 18 | R: 0 E: 0 K: 0 S: 8 | H: 0 LOB: 0 BB: 0 P: 13 | R: 0 E: 0 K: 0 S: 9 | H: 0 LOB: 0 BB: 0 P: 12 | R: 3 E: 0 K: 1 S: 18 | H: 3 LOB: 2 BB: 2 P: 33 | R: 0 E: 0 K: 0 S: 10 | H: 1 LOB: 1 BB: 0 P: 14 | R: 2 E: 0 K: 0 S: 13 | H: 2 LOB: 1 BB: 1 P: 22 | R: 1 E: 0 K: 2 S: 17 | H: 2 LOB: 2 BB: 1 P: 27 | R: 0 E: 0 K: 1 S: 9 | H: 1 LOB: 2 BB: 1 P: 17 | 1B: 8 2B: 2 3B: 0 HR: 1 | SF: 0 SAC: 0 DP: 1 HBP: 0 | WP: 0 PB: 0 SB: 2 CS: 0 | PA: 43 |
| PITCHER | IP | WLS | BF | H | R | ER | SO | BB | IBB | HBP | BLK | WP | HR | S | P | ERA | WHIP | | | |
| Justin Germano, R ERA: 3.77 | 5.1 | L | 25 | 6 | 4 | 4 | 3 | 2 | 1 | 0 | 0 | 0 | 0 | 59 | 100 | 6.75 | 1.500 | | | |
| 43 Cia Meredith, R ERA: 3.66 | 0.2 | | 1 | 0 | 0 | 0 | 0 | 0 | 0 | 0 | 0 | 0 | 0 | 2 | 2 | 0.00 | 0.000 | | | |
| 26 Doug Brocail, R ERA: 3.35 | 1.2 | | 11 | 4 | 3 | 3 | 1 | 2 | 0 | 0 | 0 | 0 | 1 | 27 | 45 | 16.20 | 3.600 | | | |
| 41 Kevin Cameron, R ERA: 0.55 | 1.1 | | 6 | 1 | 0 | 0 | 2 | 0 | 1 | 0 | 0 | 0 | 0 | 12 | 21 | 0.00 | 0.750 | | | |

| Batter | 1 | 2 | 3 | 4 | 5 | 6 | 7 | 8 | 9 | AB | R | H | RBI | BB | SO | LOB | BOTTOM | | | |
|--|-------------------------------|----------------------------------|-------------------------------|----------------------------------|-------------------------------|----------------------------------|-------------------------------|----------------------------------|-------------------------------|----------------------------------|-------------------------------|----------------------------------|-------------------------------|----------------------------------|-------------------------------|----------------------------------|--|----------------------------------|------------------------------------|----------------------------------|
| 24 Brian Giles, L OBP: 0.382, SLG: 0.367 | | | | | | | | | | 2 | 1 | 1 | 0 | 3 | 1 | 0 | <p>Philadelphia Phillies @ San Diego Padres PETCO Park, San Diego, CA Fri Jul 20 2007, 10:05 PM EDT Att: 36,113 - Overcast - 68 F</p> <p>livebaseballscorecards.com</p> <p>AB 36 R 3 H 11 RBI 3 BB 8 SO 9 LOB 27</p> | | | |
| Milton Bradley, S OBP: 0.394, SLG: 0.443 | | | | | | | | | | 4 | 0 | 2 | 0 | 1 | 0 | 4 | | | | |
| 23 Adrián González, L OBP: 0.337, SLG: 0.474 | | | | | | | | | | 4 | 0 | 1 | 2 | 0 | 0 | 2 | | | | |
| Mike Cameron, R OBP: 0.322, SLG: 0.436 | | | | | | | | | | 3 | 0 | 1 | 0 | 2 | 0 | 4 | | | | |
| 3 Khalil Greene, R OBP: 0.276, SLG: 0.462 | | | | | | | | | | 5 | 1 | 2 | 0 | 0 | 2 | 4 | | | | |
| 4 Michael Barrett, R OBP: 0.298, SLG: 0.398 | | | | | | | | | | 5 | 0 | 1 | 0 | 0 | 2 | 5 | | | | |
| Russell Branyan, L 41 Kevin Cameron, R 8 Terrel Sledge, L | | | | | | | | | | 4 | 0 | 1 | 1 | 0 | 2 | 2 | | | | |
| Geoff Blum, S OBP: 0.313, SLG: 0.342 | | | | | | | | | | 4 | 1 | 2 | 0 | 1 | 0 | 1 | | | | |
| Justin Germano, R 43 Cia Meredith, R José Cruz Jr., S 26 Doug Brocail, L 5 Kevin Kousseroff, R | | | | | | | | | | 2 | 0 | 0 | 0 | 0 | 1 | 1 | | | | |
| Inning Stats | R: 0 E: 0 K: 1 S: 12 | H: 1 LOB: 1 BB: 1 P: 20 | R: 1 E: 0 K: 1 S: 10 | H: 2 LOB: 0 BB: 0 P: 15 | R: 1 E: 0 K: 2 S: 16 | H: 2 LOB: 2 BB: 1 P: 26 | R: 0 E: 0 K: 1 S: 11 | H: 0 LOB: 0 BB: 0 P: 16 | R: 0 E: 0 K: 0 S: 10 | H: 1 LOB: 3 BB: 2 P: 22 | R: 0 E: 0 K: 2 S: 14 | H: 1 LOB: 2 BB: 1 P: 25 | R: 1 E: 0 K: 1 S: 14 | H: 1 LOB: 2 BB: 2 P: 29 | R: 0 E: 0 K: 0 S: 15 | H: 2 LOB: 2 BB: 0 P: 20 | | 1B: 8 2B: 3 3B: 0 HR: 0 | SF: 1 SAC: 0 DP: 0 HBP: 0 | WP: 1 PB: 0 SB: 0 CS: 1 |
| PITCHER | IP | WLS | BF | H | R | ER | SO | BB | IBB | HBP | BLK | WP | HR | S | P | ERA | WHIP | | | |
| 23 Adam Eaton, R ERA: 5.84 | 5.2 | W | 26 | 7 | 2 | 2 | 6 | 3 | 0 | 0 | 0 | 1 | 0 | 66 | 104 | 3.18 | 1.765 | | | |
| 16 J.C. Romero, L ERA: 2.73 | 0.1 | H | 3 | 0 | 0 | 0 | 0 | 2 | 0 | 0 | 0 | 0 | 0 | 5 | 15 | 0.00 | 6.000 | | | |
| 63 Ryan Madson, R ERA: 3.31 | 1.0 | | 5 | 1 | 0 | 0 | 2 | 1 | 0 | 0 | 0 | 0 | 0 | 14 | 25 | 0.00 | 2.000 | | | |
| 59 Mike Zagurski, L ERA: 4.5 | 0.2 | | 5 | 1 | 1 | 1 | 1 | 2 | 0 | 0 | 0 | 0 | 0 | 11 | 24 | 13.50 | 4.500 | | | |
| Antonio Alfonseca, R ERA: 3.68 | 1.1 | S | 6 | 2 | 0 | 0 | 0 | 0 | 0 | 0 | 0 | 0 | 0 | 18 | 25 | 0.00 | 1.500 | | | |

| Batter | 1 | 2 | 3 | 4 | 5 | 6 | 7 | 8 | 9 | AB | R | H | RBI | BB | SO | LOB | TOP | | | | | |
|--|-------------------------------|----------------------------------|------------------------------|----------------------------------|------------------------------|----------------------------------|-------------------------------|----------------------------------|-------------------------------|----------------------------------|------------------------------|----------------------------------|------------------------------|----------------------------------|------------------------------|----------------------------------|-------------------------------|----------------------------------|----------------------------------|------------------------------------|----------------------------------|--------|
| 11 Jimmy Rollins, S OBP: 0.330, SLG: 0.513 | | | | | | | | | | 5 | 2 | 2 | 0 | 0 | 0 | 1 | | | | | | |
| 8 Shane Victorino, S OBP: 0.347, SLG: 0.429 | | | | | | | | | | 5 | 1 | 1 | 0 | 0 | 0 | 3 | | | | | | |
| 26 Chase Utley, L OBP: 0.398, SLG: 0.593 | | | | | | | | | | 4 | 1 | 2 | 0 | 1 | 0 | 1 | | | | | | |
| 6 Ryan Howard, L OBP: 0.398, SLG: 0.608 | | | | | | | | | | 3 | 3 | 3 | 5 | 2 | 0 | 0 | | | | | | |
| Aaron Rowand, R OBP: 0.396, SLG: 0.515 | | | | | | | | | | 5 | 1 | 0 | 0 | 0 | 1 | 5 | | | | | | |
| Pat Burrell, R OBP: 0.396, SLG: 0.427 | | | | | | | | | | 2 | 1 | 0 | 0 | 2 | 0 | 2 | | | | | | |
| 9 Michael Bourn, L OBP: 0.343, SLG: 0.374 | | | | | | | | | | 1 | 1 | 1 | 0 | 0 | 0 | 0 | | | | | | |
| Wes Helms, R OBP: 0.318, SLG: 0.377 | | | | | | | | | | 4 | 1 | 1 | 2 | 0 | 2 | 3 | AB 40 | | | | | |
| 45 Tom Gordon, R OBP: 0.318, SLG: 0.505 | | | | | | | | | | 0 | 0 | 0 | 0 | 0 | 0 | 0 | R 12 | | | | | |
| 19 Greg Dobbs, L OBP: 0.318, SLG: 0.505 | | | | | | | | | | 1 | 1 | 1 | 2 | 0 | 0 | 0 | H 13 | | | | | |
| Clay Condey, R OBP: 0.318, SLG: 0.316 | | | | | | | | | | 0 | 0 | 0 | 0 | 0 | 0 | 0 | RBI 11 | | | | | |
| 51 Carlos Ruiz, R OBP: 0.318, SLG: 0.387 | | | | | | | | | | 5 | 0 | 2 | 2 | 0 | 0 | 0 | BB 5 | | | | | |
| Jamie Moyer, L OBP: 0.130, SLG: 0.152 | | | | | | | | | | 3 | 0 | 0 | 0 | 0 | 2 | 1 | SO 6 | | | | | |
| Jose Mesa, R OBP: 0.318, SLG: 0.316 | | | | | | | | | | 2 | 0 | 0 | 0 | 0 | 1 | 1 | LOB 17 | | | | | |
| Abraham Nunez, S OBP: 0.318, SLG: 0.316 | | | | | | | | | | 0 | 0 | 0 | 0 | 0 | 0 | 0 | | | | | | |
| Inning Stats | R: 3 E: 0 K: 0 S: 14 | H: 2 LOB: 0 BB: 1 P: 25 | R: 0 E: 0 K: 1 S: 8 | H: 0 LOB: 0 BB: 0 P: 11 | R: 0 E: 0 K: 0 S: 9 | H: 0 LOB: 0 BB: 0 P: 13 | R: 3 E: 0 K: 0 S: 11 | H: 2 LOB: 0 BB: 1 P: 22 | R: 1 E: 0 K: 2 S: 19 | H: 3 LOB: 3 BB: 1 P: 25 | R: 0 E: 0 K: 1 S: 8 | H: 1 LOB: 1 BB: 0 P: 10 | R: 0 E: 0 K: 0 S: 9 | H: 1 LOB: 1 BB: 1 P: 20 | R: 0 E: 0 K: 2 S: 9 | H: 0 LOB: 0 BB: 0 P: 14 | R: 5 E: 1 K: 0 S: 17 | H: 4 LOB: 1 BB: 1 P: 28 | 1B: 9 2B: 1 3B: 0 HR: 3 | SF: 0 SAC: 0 DP: 1 HBP: 0 | WP: 0 PB: 0 SB: 2 CS: 0 | PA: 45 |
| PITCHER | IP | WLS | BF | H | R | ER | SO | BB | IBB | HBP | BLK | WP | HR | S | P | ERA | WHIP | | | | | |
| David Wells, L ERA: 4.57 | (1, 1) | 4.1 | L | 22 | 7 | 7 | 7 | 1 | 2 | 0 | 0 | 0 | 0 | 3 | 50 | 79 | 14.54 | 2.077 | | | | |
| 41 Kevin Cameron, R ERA: 0.52 | (5, 1) | 1.2 | | 7 | 1 | 0 | 0 | 3 | 1 | 0 | 0 | 0 | 0 | 0 | 19 | 27 | 0.00 | 1.200 | | | | |
| 40 Royce Ring, L ERA: 3.07 | (7, 1) | 2.0 | | 7 | 1 | 0 | 0 | 2 | 1 | 0 | 0 | 0 | 0 | 0 | 18 | 34 | 0.00 | 1.000 | | | | |
| 43 Cia Meredith, R ERA: 3.59 | (9, 1) | 1.0 | | 9 | 4 | 5 | 0 | 0 | 0 | 1 | 0 | 0 | 0 | 0 | 17 | 28 | 0.00 | 4.000 | | | | |

Philadelphia Phillies @ San Diego Padres
 PETCO Park, San Diego, CA
 Sat Jul 21 2007, 10:05 PM EDT
 Att: 40,917 - Partly Cloudy - 68 F

| | |
|-----|----|
| AB | 40 |
| R | 12 |
| H | 13 |
| RBI | 11 |
| BB | 5 |
| SO | 6 |
| LOB | 17 |



| Batter | 1 | 2 | 3 | 4 | 5 | 6 | 7 | 8 | 9 | AB | R | H | RBI | BB | SO | LOB | BOTTOM | | | | | |
|---|-------------------------------|----------------------------------|-------------------------------|----------------------------------|-------------------------------|----------------------------------|-------------------------------|----------------------------------|------------------------------|----------------------------------|------------------------------|----------------------------------|-------------------------------|----------------------------------|------------------------------|---------------------------------|-------------------------------|----------------------------------|----------------------------------|------------------------------------|----------------------------------|--------|
| 24 Brian Giles, L OBP: 0.396, SLG: 0.373 | | | | | | | | | | 4 | 1 | 2 | 0 | 1 | 1 | 1 | | | | | | |
| Milton Bradley, S OBP: 0.290, SLG: 0.500 | | | | | | | | | | 5 | 2 | 3 | 2 | 0 | 1 | 2 | | | | | | |
| 23 Adrián González, L OBP: 0.333, SLG: 0.469 | | | | | | | | | | 4 | 1 | 0 | 1 | 0 | 0 | 3 | | | | | | |
| Mike Cameron, R OBP: 0.323, SLG: 0.435 | | | | | | | | | | 3 | 0 | 1 | 0 | 1 | 1 | 1 | | | | | | |
| 28 Josh Bard, S OBP: 0.335, SLG: 0.377 | | | | | | | | | | 4 | 0 | 2 | 1 | 0 | 0 | 1 | | | | | | |
| 3 Khalil Greene, R OBP: 0.273, SLG: 0.457 | | | | | | | | | | 4 | 0 | 0 | 0 | 0 | 1 | 3 | | | | | | |
| 5 Kevin Kouzmanoff, R OBP: 0.290, SLG: 0.407 | | | | | | | | | | 3 | 0 | 0 | 0 | 0 | 2 | 1 | AB 35 | | | | | |
| 40 Royce Ring, L OBP: 0.315, SLG: 0.384 | | | | | | | | | | 0 | 0 | 0 | 0 | 0 | 0 | 0 | R 4 | | | | | |
| 8 Termel Sledge, L OBP: 0.315, SLG: 0.384 | | | | | | | | | | 1 | 0 | 0 | 0 | 0 | 0 | 0 | H 9 | | | | | |
| 43 Cia Meredith, R ERA: 3.59 | | | | | | | | | | 0 | 0 | 0 | 0 | 0 | 0 | 0 | RBI 4 | | | | | |
| 22 Marcus Giles, R OBP: 0.308, SLG: 0.327 | | | | | | | | | | 3 | 0 | 0 | 0 | 1 | 0 | 0 | BB 3 | | | | | |
| David Wells, L OBP: 0.118, SLG: 0.118 | | | | | | | | | | 2 | 0 | 1 | 0 | 0 | 0 | 2 | SO 7 | | | | | |
| 41 Kevin Cameron, R ERA: 7.22 | | | | | | | | | | 0 | 0 | 0 | 0 | 0 | 0 | 0 | LOB 14 | | | | | |
| Russell Branyan, L OBP: 0.329, SLG: 0.437 | | | | | | | | | | 2 | 0 | 0 | 0 | 0 | 1 | 0 | | | | | | |
| Inning Stats | R: 0 E: 0 K: 1 S: 10 | H: 1 LOB: 1 BB: 0 P: 15 | R: 0 E: 0 K: 0 S: 11 | H: 1 LOB: 2 BB: 1 P: 20 | R: 1 E: 0 K: 0 S: 15 | H: 2 LOB: 1 BB: 1 P: 26 | R: 0 E: 0 K: 1 S: 11 | H: 1 LOB: 1 BB: 0 P: 20 | R: 1 E: 0 K: 1 S: 7 | H: 1 LOB: 0 BB: 0 P: 13 | R: 0 E: 0 K: 2 S: 8 | H: 0 LOB: 0 BB: 0 P: 10 | R: 2 E: 0 K: 1 S: 11 | H: 2 LOB: 1 BB: 1 P: 20 | R: 0 E: 0 K: 0 S: 5 | H: 0 LOB: 0 BB: 0 P: 7 | R: 0 E: 0 K: 1 S: 11 | H: 1 LOB: 1 BB: 0 P: 15 | 1B: 5 2B: 2 3B: 1 HR: 1 | SF: 1 SAC: 0 DP: 0 HBP: 0 | WP: 0 PB: 0 SB: 0 CS: 0 | PA: 39 |
| PITCHER | IP | WLS | BF | H | R | ER | SO | BB | IBB | HBP | BLK | WP | HR | S | P | ERA | WHIP | | | | | |
| Jamie Moyer, L ERA: 5.01 | (1, 1) | 6.2 | W | 31 | 8 | 4 | 4 | 0 | 3 | 0 | 0 | 0 | 0 | 7 | 122 | 5.40 | 1.650 | | | | | |
| Jose Mesa, R ERA: 7.22 | (7, 1) | 0.1 | H | 1 | 0 | 0 | 0 | 0 | 0 | 0 | 0 | 0 | 0 | 1 | 2 | 0.00 | 0.000 | | | | | |
| 45 Tom Gordon, R ERA: 3.97 | (8, 1) | 1.0 | H | 3 | 0 | 0 | 0 | 0 | 0 | 0 | 0 | 0 | 0 | 5 | 7 | 0.00 | 0.000 | | | | | |
| Clay Condey, R ERA: 7.17 | (9, 1) | 1.0 | | 4 | 1 | 0 | 0 | 1 | 0 | 0 | 0 | 0 | 0 | 11 | 15 | 0.00 | 1.000 | | | | | |

Philadelphia Phillies @ San Diego Padres
 PETCO Park, San Diego, CA
 Sat Jul 21 2007, 10:05 PM EDT
 Att: 40,917 - Partly Cloudy - 68 F

| | |
|-----|----|
| AB | 35 |
| R | 4 |
| H | 9 |
| RBI | 4 |
| BB | 3 |
| SO | 7 |
| LOB | 14 |



| Batter | 1 | 2 | 3 | 4 | 5 | 6 | 7 | 8 | 9 | AB | R | H | RBI | BB | SO | LOB | TOP | | | | | | |
|--|-------------------------------|----------------------------------|-------------------------------------|-----------------------------------|-------------------------------|----------------------------------|--------------------------------|-------------------------------------|----------------------------------|----------------------------------|------------------------------|----------------------------------|-------------------------------------|----------------------------------|-------------------------------|----------------------------------|--|-------------------------------------|----------------------------------|------------------------------------|------------------------------------|----------------------------------|--------|
| 11 Jimmy Rollins, S OBP: 0.337, SLG: 0.527 | | | | | | | | | | 4 | 3 | 3 | 1 | 2 | 1 | 0 | Philadelphia Phillies @ San Diego Padres PETCO Park, San Diego, CA Sun Jul 22 2007, 4:05 PM EDT Att: 37,986 - Partly Cloudy - 78 F livebaseballscorecards.com | | | | | | |
| 8 Shane Victorino, S OBP: 0.349, SLG: 0.435 | | | | | | | | | | 6 | 2 | 3 | 3 | 0 | 0 | 5 | | | | | | | |
| 26 Chase Utley, L OBP: 0.409, SLG: 0.589 | | | | | | | | | | 3 | 2 | 0 | 0 | 2 | 0 | 2 | | | | | | | |
| 6 Ryan Howard, L OBP: 0.404, SLG: 0.614 | | | | | | | | | | 2 | 0 | 2 | 2 | 2 | 0 | 0 | | | | | | | |
| Aaron Rowand, R OBP: 0.394, SLG: 0.511 | | | | | | | | | | 5 | 0 | 1 | 2 | 0 | 2 | 4 | | | | | | | |
| Pat Burrell, R OBP: 0.322, SLG: 0.426 | | | | | | | | | | 3 | 0 | 1 | 0 | 0 | 1 | 1 | | | | | | | |
| 9 Michael Bourn, L OBP: 0.346, SLG: 0.398 | | | | | | | | | | 2 | 1 | 1 | 0 | 0 | 0 | 2 | | | | | | | |
| 19 Greg Dobbs, L OBP: 0.322, SLG: 0.505 | | | | | | | | | | 4 | 0 | 2 | 0 | 0 | 1 | 1 | | | | | | | |
| Abraham Nunez, S OBP: 0.316, SLG: 0.315 | | | | | | | | | | 1 | 0 | 0 | 0 | 0 | 1 | 0 | | | | | | | |
| 27 Chris Coste, R OBP: 0.342, SLG: 0.405 | | | | | | | | | | 5 | 0 | 1 | 1 | 0 | 0 | 3 | | | | | | | |
| 5B J.D. Durbin, R OBP: 0.444, SLG: 0.556 | | | | | | | | | | 4 | 1 | 1 | 0 | 0 | 2 | 2 | | | | | | | |
| Inning Stats | R: 0 E: 0 K: 2 S: 10 | H: 2 LOB: 0 BB: 0 P: 14 | R: 0 E: 0 K: 2 S: 13 | H: 1 LOB: 1 BB: 0 P: 17 | R: 2 E: 0 K: 0 S: 17 | H: 2 LOB: 1 BB: 1 P: 28 | R: 0 E: 0 K: 1 S: 7 | H: 0 LOB: 0 BB: 0 P: 10 | R: 2 E: 0 K: 1 S: 14 | H: 2 LOB: 0 BB: 0 P: 22 | R: 0 E: 0 K: 0 S: 9 | H: 2 LOB: 3 BB: 1 P: 19 | R: 0 E: 0 K: 0 S: 9 | H: 0 LOB: 0 BB: 1 P: 15 | R: 5 E: 0 K: 1 S: 17 | H: 4 LOB: 2 BB: 3 P: 37 | R: 0 E: 0 K: 1 S: 14 | H: 2 LOB: 2 BB: 0 P: 22 | 1B: 8 2B: 4 3B: 2 HR: 1 | SF: 1 SAC: 1 DP: 1 HBP: 0 | WP: 0 PB: 0 SB: 0 CS: 0 | PA: 47 | |
| PITCHER | IP: 6.0 WLS: L BF: 29 | H: 9 R: 4 ER: 4 SO: 6 | BB: 1 IBB: 1 HBP: 0 BLK: 0 | WP: 0 HR: 1 S: 70 P: 110 | ERA: 6.00 WHIP: 1.667 | IP: 7.1 WLS: L BF: 33 | H: 3 R: 4 ER: 4 SO: 1 | BB: 2 IBB: 0 HBP: 0 BLK: 0 | WP: 0 HR: 0 S: 18 P: 34 | ERA: 21.60 WHIP: 3.000 | IP: 8.1 WLS: L BF: 34 | H: 4 R: 1 ER: 1 SO: 8 | BB: 0 IBB: 0 HBP: 0 BLK: 0 | WP: 0 HR: 0 S: 18 P: 27 | ERA: 27.00 WHIP: 9.000 | IP: 9.1 WLS: L BF: 37 | H: 2 R: 0 ER: 0 SO: 1 | BB: 0 IBB: 0 HBP: 0 BLK: 0 | WP: 0 HR: 0 S: 14 P: 22 | 1B: 8 2B: 4 3B: 2 HR: 1 | SF: 1 SAC: 1 DP: 1 HBP: 0 | WP: 0 PB: 0 SB: 0 CS: 0 | PA: 47 |

| Batter | 1 | 2 | 3 | 4 | 5 | 6 | 7 | 8 | 9 | AB | R | H | RBI | BB | SO | LOB | BOTTOM | | | | | | |
|---|------------------------------|----------------------------------|-------------------------------------|-----------------------------------|-------------------------------|----------------------------------|--------------------------------|-------------------------------------|----------------------------------|----------------------------------|------------------------------|---------------------------------|-------------------------------------|----------------------------------|------------------------------|----------------------------------|--|-------------------------------------|----------------------------------|------------------------------------|------------------------------------|----------------------------------|--------|
| 24 Brian Giles, L OBP: 0.394, SLG: 0.369 | | | | | | | | | | 3 | 0 | 0 | 0 | 1 | 1 | 1 | Philadelphia Phillies @ San Diego Padres PETCO Park, San Diego, CA Sun Jul 22 2007, 4:05 PM EDT Att: 37,986 - Partly Cloudy - 78 F livebaseballscorecards.com | | | | | | |
| Milton Bradley, S OBP: 0.388, SLG: 0.491 | | | | | | | | | | 4 | 0 | 1 | 0 | 0 | 0 | 3 | | | | | | | |
| 23 Adrián González, L OBP: 0.332, SLG: 0.467 | | | | | | | | | | 4 | 0 | 1 | 0 | 0 | 0 | 1 | | | | | | | |
| Mike Cameron, R OBP: 0.320, SLG: 0.430 | | | | | | | | | | 4 | 0 | 0 | 0 | 0 | 0 | 1 | | | | | | | |
| 3 Khalil Greene, R OBP: 0.272, SLG: 0.455 | | | | | | | | | | 4 | 0 | 1 | 0 | 0 | 0 | 1 | | | | | | | |
| 4 Michael Barrett, R OBP: 0.299, SLG: 0.402 | | | | | | | | | | 2 | 0 | 1 | 0 | 0 | 1 | 0 | | | | | | | |
| 28 Josh Bard, S OBP: 0.332, SLG: 0.374 | | | | | | | | | | 2 | 0 | 0 | 0 | 0 | 0 | 2 | | | | | | | |
| 5 Kevin Kouzmanoff, R OBP: 0.291, SLG: 0.404 | | | | | | | | | | 2 | 0 | 0 | 0 | 1 | 0 | 1 | | | | | | | |
| Geoff Blum, S OBP: 0.321, SLG: 0.345 | | | | | | | | | | 2 | 0 | 1 | 0 | 1 | 0 | 1 | | | | | | | |
| 44 Jake Peavy, R OBP: 0.295, SLG: 0.316 | | | | | | | | | | 0 | 0 | 0 | 0 | 0 | 0 | 0 | | | | | | | |
| 8 Terrell Sneed, L OBP: 0.316, SLG: 0.381 | | | | | | | | | | 1 | 0 | 0 | 0 | 0 | 0 | 0 | | | | | | | |
| 26 Doug Brocail, L OBP: 0.316, SLG: 0.381 | | | | | | | | | | 0 | 0 | 0 | 0 | 0 | 0 | 0 | | | | | | | |
| 40 Royce Ring, L OBP: 0.306, SLG: 0.500 | | | | | | | | | | 0 | 0 | 0 | 0 | 0 | 0 | 0 | | | | | | | |
| José Cruz Jr., S OBP: 0.327, SLG: 0.398 | | | | | | | | | | 1 | 0 | 0 | 0 | 0 | 0 | 1 | | | | | | | |
| Scott Linebrink, R OBP: 0.332, SLG: 0.374 | | | | | | | | | | 0 | 0 | 0 | 0 | 0 | 0 | 0 | | | | | | | |
| Inning Stats | R: 0 E: 0 K: 0 S: 7 | H: 0 LOB: 0 BB: 0 P: 10 | R: 0 E: 0 K: 0 S: 7 | H: 1 LOB: 1 BB: 0 P: 9 | R: 0 E: 0 K: 1 S: 11 | H: 1 LOB: 1 BB: 0 P: 13 | R: 0 E: 0 K: 1 S: 12 | H: 0 LOB: 0 BB: 0 P: 19 | R: 0 E: 0 K: 1 S: 7 | H: 1 LOB: 1 BB: 0 P: 11 | R: 0 E: 0 K: 0 S: 6 | H: 1 LOB: 0 BB: 0 P: 9 | R: 0 E: 0 K: 0 S: 6 | H: 1 LOB: 2 BB: 0 P: 9 | R: 0 E: 0 K: 0 S: 6 | H: 0 LOB: 2 BB: 2 P: 15 | R: 0 E: 1 K: 0 S: 8 | H: 1 LOB: 1 BB: 0 P: 14 | 1B: 4 2B: 1 3B: 0 HR: 0 | SF: 0 SAC: 1 DP: 2 HBP: 0 | WP: 0 PB: 0 SB: 0 CS: 0 | PA: 33 | |
| PITCHER | IP: 9.0 WLS: W BF: 33 | H: 5 R: 0 ER: 0 SO: 3 | BB: 3 IBB: 0 HBP: 0 BLK: 0 | WP: 0 HR: 0 S: 71 P: 109 | ERA: 0.00 WHIP: 0.889 | IP: 9.1 WLS: L BF: 37 | H: 3 R: 4 ER: 4 SO: 1 | BB: 0 IBB: 0 HBP: 0 BLK: 0 | WP: 0 HR: 0 S: 18 P: 27 | ERA: 21.60 WHIP: 3.000 | IP: 8.1 WLS: L BF: 34 | H: 4 R: 1 ER: 1 SO: 8 | BB: 0 IBB: 0 HBP: 0 BLK: 0 | WP: 0 HR: 0 S: 18 P: 27 | ERA: 27.00 WHIP: 9.000 | IP: 9.1 WLS: L BF: 37 | H: 2 R: 0 ER: 0 SO: 1 | BB: 0 IBB: 0 HBP: 0 BLK: 0 | WP: 0 HR: 0 S: 14 P: 22 | 1B: 8 2B: 4 3B: 2 HR: 1 | SF: 1 SAC: 1 DP: 1 HBP: 0 | WP: 0 PB: 0 SB: 0 CS: 0 | PA: 33 |

| Batter | 1 | 2 | 3 | 4 | 5 | 6 | 7 | 8 | 9 | AB | R | H | RBI | BB | SO | LOB | TOP | | | | | | | | | | |
|--|------------------------------|---------------------------------|------------------------------|----------------------------------|------------------------------|----------------------------------|-------------------------------|----------------------------------|------------------------------|----------------------------------|------------------------------|----------------------------------|------------------------------|----------------------------------|------------------------------|---|---|------------------------------------|----------------------------------|--------|--|--|--|--|--|--|--|
| Felipe Lopez, S (1,6) OBP: 0.299, SLG: 0.343 | | | | | | | | | | 2 | 0 | 1 | 0 | 1 | 1 | 0 | Washington Nationals @ Philadelphia Phillies Citizens Bank Park, Philadelphia, PA Tue Jul 24 2007, 7:05 PM EDT Att: 40,110 - Partly Cloudy - 83 F | | | | | | | | | | |
| 10 Ronnie Belliard, R (1,4) OBP: 0.351, SLG: 0.426 | | | | | | | | | | 4 | 0 | 1 | 0 | 0 | 0 | 2 | | | | | | | | | | | |
| 11 Ryan Zimmerman, R (1,5) OBP: 0.313, SLG: 0.439 | | | | | | | | | | 4 | 1 | 1 | 0 | 0 | 0 | 1 | | | | | | | | | | | |
| 21 Dmitri Young, S (1,3) | | | | | | | | | 4 | 0 | 0 | 0 | 0 | 0 | 0 | 1 | | | | | | | | | | | |
| Ryan Church, L (1,7) | | | | | | | | | 3 | 1 | 0 | 0 | 1 | 0 | 0 | 0 | | | | | | | | | | | |
| 25 Austin Kearns, R (1,9) OBP: 0.332, SLG: 0.369 | | | | | | | | | 2 | 1 | 1 | 0 | 1 | 0 | 0 | 0 | | | | | | | | | | | |
| Brian Schneider, L (1,2) OBP: 0.311, SLG: 0.320 | | | | | | | | | 3 | 0 | 1 | 3 | 1 | 1 | 2 | AB 30 R 3 H 5 RBI 3 BB 4 SO 4 LOB 12 | | | | | | | | | | | |
| Ryan Langerhans, L (1,8) OBP: 0.269, SLG: 0.292 | | | | | | | | | 4 | 0 | 0 | 0 | 0 | 1 | 3 | | | | | | | | | | | | |
| 57 Jason Bergmann, R (1,1) OBP: 0.154, SLG: 0.150 | | | | | | | | | 1 | 0 | 0 | 0 | 0 | 0 | 1 | | | | | | | | | | | | |
| 40 Billy Traber, L (3,1) | | | | | | | | | 1 | 0 | 0 | 0 | 0 | 1 | 1 | | | | | | | | | | | | |
| 30 Chris Booker, R (6,1) | | | | | | | | | 0 | 0 | 0 | 0 | 0 | 0 | 0 | | | | | | | | | | | | |
| Tony Batista, R (7,PH) | | | | | | | | | 1 | 0 | 0 | 0 | 0 | 0 | 0 | | | | | | | | | | | | |
| 52 Saul Rivera, S (7,1) | | | | | | | | | 0 | 0 | 0 | 0 | 0 | 0 | 0 | | | | | | | | | | | | |
| 34 Ray King, L (8,1) | | | | | | | | | 0 | 0 | 0 | 0 | 0 | 0 | 0 | | | | | | | | | | | | |
| Luis Ayala, R (8,1) | | | | | | | | | 0 | 0 | 0 | 0 | 0 | 0 | 0 | | | | | | | | | | | | |
| Robert Frick, L (9,PH) | | | | | | | | | 1 | 0 | 0 | 0 | 0 | 0 | 1 | | | | | | | | | | | | |
| Inning Stats | R: 0 E: 0 K: 1 S: 7 | H: 0 LOB: 0 BB: 0 P: 8 | R: 0 E: 0 K: 0 S: 9 | H: 0 LOB: 0 BB: 0 P: 14 | R: 0 E: 0 K: 0 S: 8 | H: 2 LOB: 2 BB: 1 P: 14 | R: 3 E: 0 K: 1 S: 11 | H: 2 LOB: 1 BB: 1 P: 22 | R: 0 E: 0 K: 1 S: 8 | H: 1 LOB: 1 BB: 0 P: 17 | R: 0 E: 0 K: 0 S: 7 | H: 0 LOB: 0 BB: 0 P: 12 | R: 0 E: 0 K: 0 S: 8 | H: 0 LOB: 0 BB: 0 P: 11 | R: 0 E: 0 K: 1 S: 8 | H: 0 LOB: 1 BB: 1 P: 14 | 1B: 3 2B: 2 3B: 0 HR: 0 | SF: 0 SAC: 0 DP: 0 HBP: 2 | WP: 0 PB: 0 SB: 0 CS: 0 | PA: 36 | | | | | | | |
| PITCHER | IP | WLS | BF | H | R | ER | SO | BB | IBB | HBP | BLK | WP | HR | S | P | ERA | WHIP | | | | | | | | | | |
| 38 Kyle Kendrick, R (1,1) ERA: 4.44 | 5.2 | | 24 | 5 | 3 | 3 | 2 | 3 | 0 | 1 | 0 | 0 | 0 | 47 | 82 | 4.76 | 1.412 | | | | | | | | | | |
| 16 J.C. Romero, L (6,1) ERA: 2.67 | 0.2 | | 2 | 0 | 0 | 0 | 1 | 0 | 0 | 0 | 0 | 0 | 0 | 5 | 9 | 0.00 | 0.000 | | | | | | | | | | |
| 63 Ryan Madson, R (7,1) ERA: 3.21 | 1.2 | W | 6 | 0 | 0 | 0 | 0 | 0 | 0 | 1 | 0 | 0 | 0 | 13 | 20 | 0.00 | 0.000 | | | | | | | | | | |
| Antonio Alfonseca, R (9,1) ERA: 3.58 | 1.0 | S | 4 | 0 | 0 | 0 | 1 | 1 | 0 | 0 | 0 | 0 | 0 | 8 | 14 | 0.00 | 1.000 | | | | | | | | | | |

| Batter | 1 | 2 | 3 | 4 | 5 | 6 | 7 | 8 | 9 | AB | R | H | RBI | BB | SO | LOB | BOTTOM | | | | | | | | | | |
|---|------------------------------|----------------------------------|-------------------------------|----------------------------------|------------------------------|----------------------------------|-------------------------------|----------------------------------|------------------------------|----------------------------------|------------------------------|----------------------------------|------------------------------|----------------------------------|-------------------------------|----------------------------------|---|------------------------------------|----------------------------------|--------|--|--|--|--|--|--|--|
| 11 Jimmy Rollins, S (1,6) OBP: 0.336, SLG: 0.531 | | | | | | | | | | 4 | 1 | 1 | 1 | 0 | 1 | 1 | Washington Nationals @ Philadelphia Phillies Citizens Bank Park, Philadelphia, PA Tue Jul 24 2007, 7:05 PM EDT Att: 40,110 - Partly Cloudy - 83 F | | | | | | | | | | |
| 8 Shane Victorino, S (1,9) OBP: 0.346, SLG: 0.430 | | | | | | | | | | 4 | 0 | 0 | 0 | 0 | 1 | 1 | | | | | | | | | | | |
| 26 Chase Utley, L (1,4) OBP: 0.408, SLG: 0.584 | | | | | | | | | 3 | 0 | 0 | 0 | 1 | 1 | 0 | | | | | | | | | | | | |
| 6 Ryan Howard, L (1,3) OBP: 0.399, SLG: 0.605 | | | | | | | | | 4 | 0 | 0 | 0 | 0 | 0 | 1 | | | | | | | | | | | | |
| Aaron Rowand, R (1,8) OBP: 0.397, SLG: 0.527 | | | | | | | | | 4 | 3 | 3 | 1 | 0 | 0 | 0 | | | | | | | | | | | | |
| Pat Burrell, R (1,7) OBP: 0.400, SLG: 0.429 | | | | | | | | | 1 | 0 | 1 | 1 | 2 | 0 | 0 | | | | | | | | | | | | |
| 9 Michael Bourn, L (8,FR) OBP: 0.346, SLG: 0.398 | | | | | | | | | 0 | 0 | 0 | 0 | 0 | 0 | 0 | | | | | | | | | | | | |
| 19 Greg Dobbs, L (1,5) OBP: 0.322, SLG: 0.503 | | | | | | | | | 3 | 0 | 1 | 0 | 0 | 0 | 2 | | | | | | | | | | | | |
| 63 Ryan Madson, L (7,1) OBP: 0.313, SLG: 0.376 | | | | | | | | | 0 | 0 | 0 | 0 | 0 | 0 | 0 | | | | | | | | | | | | |
| Wes Helms, R (8,PH) Antonio Alfonseca, R (9,1) | | | | | | | | | 2 | 0 | 0 | 0 | 0 | 0 | 4 | | | | | | | | | | | | |
| 51 Carlos Ruiz, R (1,2) OBP: 0.319, SLG: 0.390 | | | | | | | | | 3 | 0 | 1 | 1 | 0 | 1 | 2 | | | | | | | | | | | | |
| 38 Kyle Kendrick, R (1,1) OBP: 0.200, SLG: 0.167 | | | | | | | | | 2 | 0 | 0 | 0 | 0 | 0 | 4 | | | | | | | | | | | | |
| 16 J.C. Romero, S (6,1) | | | | | | | | | 0 | 0 | 0 | 0 | 0 | 0 | 0 | | | | | | | | | | | | |
| Abraham Nunez, S (7,5) OBP: 0.320, SLG: 0.315 | | | | | | | | | 0 | 0 | 0 | 0 | 1 | 0 | 0 | | | | | | | | | | | | |
| Inning Stats | R: 0 E: 0 K: 1 S: 7 | H: 0 LOB: 0 BB: 0 P: 12 | R: 1 E: 0 K: 0 S: 17 | H: 3 LOB: 2 BB: 0 P: 28 | R: 1 E: 0 K: 0 S: 9 | H: 1 LOB: 0 BB: 1 P: 17 | R: 0 E: 0 K: 1 S: 11 | H: 1 LOB: 2 BB: 1 P: 18 | R: 0 E: 0 K: 1 S: 8 | H: 0 LOB: 0 BB: 0 P: 10 | R: 1 E: 0 K: 0 S: 8 | H: 1 LOB: 1 BB: 0 P: 16 | R: 0 E: 0 K: 0 S: 6 | H: 0 LOB: 1 BB: 1 P: 13 | R: 1 E: 0 K: 1 S: 15 | H: 1 LOB: 1 BB: 1 P: 24 | 1B: 2 2B: 3 3B: 0 HR: 2 | SF: 1 SAC: 0 DP: 1 HBP: 0 | WP: 1 PB: 0 SB: 0 CS: 0 | PA: 34 | | | | | | | |
| PITCHER | IP | WLS | BF | H | R | ER | SO | BB | IBB | HBP | BLK | WP | HR | S | P | ERA | WHIP | | | | | | | | | | |
| 57 Jason Bergmann, R (1,1) ERA: 4.56 | 2.1 | | 12 | 4 | 2 | 2 | 1 | 1 | 0 | 0 | 0 | 0 | 0 | 31 | 52 | 7.71 | 2.143 | | | | | | | | | | |
| 40 Billy Traber, L (3,1) ERA: 4.09 | 3.0 | | 11 | 2 | 1 | 1 | 2 | 1 | 0 | 0 | 0 | 0 | 0 | 27 | 44 | 3.00 | 1.000 | | | | | | | | | | |
| 30 Chris Booker, R (6,1) | 0.2 | B | 2 | 0 | 0 | 0 | 0 | 0 | 0 | 0 | 0 | 1 | 0 | 2 | 5 | 0.00 | 0.000 | | | | | | | | | | |
| 52 Saul Rivera, R (7,1) ERA: 3.41 | 1.0 | | 4 | 0 | 0 | 0 | 0 | 1 | 0 | 0 | 0 | 0 | 0 | 6 | 13 | 0.00 | 1.000 | | | | | | | | | | |
| 34 Ray King, L (8,1) ERA: 5.18 | 0.2 | | 2 | 0 | 0 | 0 | 1 | 0 | 0 | 0 | 0 | 0 | 0 | 8 | 11 | 0.00 | 0.000 | | | | | | | | | | |

livebaseballscores.com

livebaseballscores.com

| Batter | 1 | 2 | 3 | 4 | 5 | 6 | 7 | 8 | 9 | 10 | 11 | 12 | 13 | 14 | AB | R | H | RBI | BB | SO | LOB | TOP | | | | | |
|---|-------------------------------|----------------------------------|------------------------------|----------------------------------|-------------------------------|----------------------------------|------------------------------|----------------------------------|-------------------------------|----------------------------------|-------------------------------|----------------------------------|-------------------------------|----------------------------------|-------------------------------|----------------------------------|------------------------------|----------------------------------|------------------------------|----------------------------------|------------------------------|----------------------------------|----------------------------------|------------------------------------|----------------------------------|--------|--|
| Felipe Lopez, S OBP: 0.299, SLG: 0.342 (1, 6) | G4-3 | | 1B | | G4-3 | | | G4-3 | G6-3 | | G6-3 | | | | 7 | 0 | 2 | 1 | 0 | 0 | 2 | | | | | | |
| 10 Ronnie Belliard, R OBP: 0.349, SLG: 0.433 (1, 4) | G5-3 | | K | | | | | | G6-3 | | | K | | G6-4-3 | 7 | 1 | 2 | 1 | 0 | 2 | 3 | | | | | | |
| 11 Ryan Zimmerman, R OBP: 0.312, SLG: 0.436 (1, 5) | 1B | | G6-3 | | | | | | F7 | | | G1-6-3 | | P3 | 7 | 0 | 2 | 0 | 0 | 1 | 2 | | | | | | |
| 21 Dmitri Young, S OBP: 0.386, SLG: 0.596 Ryan Langerhans, L OBP: 0.497, SLG: 0.399 (9, 8) | F9 | | | L6 | | G5-3 | | K | | | F8 | | | | 4 | 0 | 0 | 0 | 0 | 1 | 2 | | | | | | |
| 25 Austin Kearns, R OBP: 0.332, SLG: 0.368 (1, 9) | | G1-3 | | K | | | | | | P3 | G1-3 | | | | 6 | 0 | 2 | 0 | 0 | 1 | 1 | | | | | | |
| Ryan Church, L OBP: 0.343, SLG: 0.417 (1, 7) | | | | K | | G3 | | | | | | | F7 | | 4 | 1 | 1 | 0 | 2 | 1 | 2 | | | | | | |
| Brian Schneider, L OBP: 0.308, SLG: 0.314 (1, 2) | | | | | | | | | | | | | | | 5 | 1 | 0 | 0 | 1 | 1 | 4 | | | | | | |
| Nook Logan, S OBP: 0.299, SLG: 0.308 Tony Batista, R OBP: 0.311, SLG: 0.250 (9, PH) (9, 3) | | | | | | | | | | | | | | | 3 | 1 | 2 | 0 | 0 | 1 | 0 | | | | | | |
| 47 Paul Johnson, L OBP: 0.299, SLG: 0.308 48 Ryan Madson, R OBP: 0.311, SLG: 0.250 49 Mike Zagaruski, L OBP: 0.311, SLG: 0.250 50 Mike Zagaruski, L OBP: 0.311, SLG: 0.250 51 Carlos Ruiz, R OBP: 0.315, SLG: 0.382 (1, 2) | | | | | | | | | | | | | | | 2 | 1 | 1 | 1 | 1 | 0 | 0 | | | | | | |
| Inning Stats | R: 0 E: 0 K: 0 S: 12 | H: 1 LOB: 1 BB: 0 P: 18 | R: 0 E: 0 K: 0 S: 9 | H: 0 LOB: 0 BB: 1 P: 14 | R: 1 E: 0 K: 2 S: 13 | H: 2 LOB: 1 BB: 0 P: 18 | R: 0 E: 0 K: 1 S: 7 | H: 0 LOB: 0 BB: 0 P: 11 | R: 0 E: 0 K: 1 S: 10 | H: 0 LOB: 0 BB: 0 P: 12 | R: 0 E: 0 K: 1 S: 10 | H: 1 LOB: 1 BB: 0 P: 15 | R: 0 E: 0 K: 1 S: 13 | H: 0 LOB: 0 BB: 0 P: 24 | R: 0 E: 0 K: 2 S: 10 | H: 0 LOB: 0 BB: 0 P: 18 | R: 0 E: 0 K: 0 S: 7 | H: 1 LOB: 0 BB: 1 P: 12 | R: 0 E: 0 K: 0 S: 7 | H: 0 LOB: 0 BB: 0 P: 12 | R: 0 E: 0 K: 0 S: 7 | H: 1 LOB: 0 BB: 0 P: 12 | 1B: 9 2B: 3 3B: 0 HR: 1 | SF: 0 SAC: 1 DP: 1 HBP: 0 | WP: 0 PB: 0 SB: 2 CS: 1 | PA: 57 | |
| PITCHER | IP 7.0 | WLS 27 | BF 6 | H 2 | R 2 | ER 0 | SO 6 | BB 1 | IBB 0 | HBP 0 | BLK 0 | WP 0 | HR 1 | S 79 | P 108 | ERA 2.57 | WHIP 1.000 | | | | | | | | | | |
| 35 Cole Hamels, L ERA: 3.63 63 Ryan Madson, R ERA: 3.15 Antonio Alfonseca, R ERA: 4.39 59 Mike Zagaruski, L ERA: 4.39 Jose Mesa, R ERA: 6.59 | IP 1.0 | WLS 4 | BF 1 | H 0 | R 0 | ER 0 | SO 1 | BB 0 | IBB 0 | HBP 0 | BLK 0 | WP 0 | HR 0 | S 10 | P 15 | ERA 0.00 | WHIP 1.000 | | | | | | | | | | |
| 16 J.C. Romero, L ERA: 2.63 45 Tom Gordon, R ERA: 3.65 Clay Condrey, R ERA: 6.29 | IP 1.0 | WLS 3 | BF 0 | H 0 | R 0 | ER 0 | SO 1 | BB 0 | IBB 0 | HBP 0 | BLK 0 | WP 0 | HR 0 | S 11 | P 11 | ERA 0.00 | WHIP 0.000 | | | | | | | | | | |
| 35 Cole Hamels, L ERA: 3.63 63 Ryan Madson, R ERA: 3.15 Antonio Alfonseca, R ERA: 4.39 59 Mike Zagaruski, L ERA: 4.39 Jose Mesa, R ERA: 6.59 | IP 1.1 | WLS 5 | BF 1 | H 0 | R 0 | ER 0 | SO 0 | BB 0 | IBB 0 | HBP 0 | BLK 0 | WP 0 | HR 0 | S 14 | P 23 | ERA 0.00 | WHIP 0.750 | | | | | | | | | | |

Washington Nationals @ Philadelphia Phillies
Citizens Bank Park, Philadelphia, PA
Wed Jul 25 2007, 7:05 PM EDT
Att. 44,931 - Overcast - 84 F

| | |
|-----|----|
| AB | 52 |
| R | 13 |
| H | 15 |
| RBI | 5 |
| BB | 4 |
| SO | 10 |
| LOB | 20 |



| Batter | 1 | 2 | 3 | 4 | 5 | 6 | 7 | 8 | 9 | 10 | 11 | 12 | 13 | 14 | AB | R | H | RBI | BB | SO | LOB | BOTTOM | | | | | |
|---|-------------------------------|----------------------------------|-------------------------------|----------------------------------|------------------------------|----------------------------------|-------------------------------|----------------------------------|-------------------------------|----------------------------------|------------------------------|---------------------------------|-------------------------------|----------------------------------|-------------------------------|----------------------------------|------------------------------|----------------------------------|------------------------------|---------------------------------|------------------------------|----------------------------------|----------------------------------|------------------------------------|----------------------------------|--------|--|
| 11 Jimmy Rollins, S OBP: 0.333, SLG: 0.529 (1, 6) | F8 | | L7 | | G6-3 | | | | | | | | | | 7 | 1 | 1 | 0 | 0 | 0 | 2 | | | | | | |
| 8 Shane Victorino, S OBP: 0.345, SLG: 0.430 (1, 9) | L9 | | | | | | | | | | | | | | 7 | 2 | 2 | 0 | 0 | 0 | 2 | | | | | | |
| 26 Chase Utley, L OBP: 0.412, SLG: 0.582 (1, 4) | K2-3 | | | | | | | | | | | | | | 3 | 2 | 1 | 0 | 3 | 1 | 0 | | | | | | |
| 6 Ryan Howard, L OBP: 0.403, SLG: 0.612 (1, 3) | | | | | | | | | | | | | | | 5 | 2 | 2 | 2 | 2 | 1 | 2 | | | | | | |
| Aaron Rowand, R OBP: 0.396, SLG: 0.527 (1, 8) | | | | | | | | | | | | | | | 6 | 0 | 2 | 1 | 0 | 0 | 7 | | | | | | |
| Pat Burrell, R OBP: 0.404, SLG: 0.429 9 Michael Bourne, L OBP: 0.349, SLG: 0.394 (8, PH) (9, 7) | | | | | | | | | | | | | | | 2 | 0 | 1 | 1 | 2 | 0 | 1 | | | | | | |
| Wes Helms, R OBP: 0.303, SLG: 0.372 Antonio Alfonseca, R ERA: 4.39 59 Mike Zagaruski, L ERA: 4.39 Jose Mesa, R ERA: 6.59 16 J.C. Romero, S ERA: 2.63 27 Chris Coste, R OBP: 0.320, SLG: 0.315 45 Tom Gordon, R ERA: 3.65 Clay Condrey, R ERA: 6.29 | | | | | | | | | | | | | | | 4 | 0 | 1 | 2 | 0 | 1 | 5 | | | | | | |
| 51 Carlos Ruiz, R OBP: 0.315, SLG: 0.382 (1, 2) | | | | | | | | | | | | | | | 5 | 0 | 0 | 0 | 1 | 0 | 5 | | | | | | |
| 35 Cole Hamels, L ERA: 3.63 63 Ryan Madson, R ERA: 3.15 Abraham Nunez, S OBP: 0.320, SLG: 0.315 19 Greg Dobbs, L OBP: 0.322, SLG: 0.500 (10, 5) | | | | | | | | | | | | | | | 3 | 0 | 0 | 0 | 0 | 1 | 2 | | | | | | |
| Inning Stats | R: 0 E: 0 K: 1 S: 10 | H: 0 LOB: 0 BB: 0 P: 13 | R: 0 E: 0 K: 0 S: 13 | H: 1 LOB: 1 BB: 0 P: 21 | R: 0 E: 0 K: 0 S: 7 | H: 0 LOB: 0 BB: 0 P: 12 | R: 3 E: 0 K: 0 S: 17 | H: 2 LOB: 2 BB: 2 P: 28 | R: 1 E: 0 K: 2 S: 16 | H: 3 LOB: 3 BB: 1 P: 27 | R: 0 E: 0 K: 1 S: 5 | H: 0 LOB: 0 BB: 0 P: 8 | R: 0 E: 0 K: 0 S: 11 | H: 1 LOB: 1 BB: 0 P: 14 | R: 0 E: 0 K: 0 S: 13 | H: 0 LOB: 0 BB: 2 P: 22 | R: 0 E: 0 K: 0 S: 5 | H: 1 LOB: 3 BB: 2 P: 20 | R: 0 E: 0 K: 0 S: 4 | H: 1 LOB: 0 BB: 0 P: 5 | R: 2 E: 0 K: 0 S: 5 | H: 1 LOB: 0 BB: 1 P: 11 | 1B: 7 2B: 2 3B: 1 HR: 1 | SF: 0 SAC: 0 DP: 0 HBP: 1 | WP: 0 PB: 0 SB: 0 CS: 2 | PA: 59 | |
| PITCHER | IP 4.2 | WLS 24 | BF 6 | H 4 | R 4 | ER 4 | SO 2 | BB 3 | IBB 0 | HBP 0 | BLK 0 | WP 0 | HR 0 | S 60 | P 95 | ERA 7.71 | WHIP 1.929 | | | | | | | | | | |
| 47 Matt Chico, L ERA: 4.78 49 Chris Schroder, R ERA: 1.56 34 Ray King, L ERA: 4.97 Luis Ayala, R ERA: 3.55 32 Chad Cordero, R ERA: 2.57 | IP 1.1 | WLS 4 | BF 0 | H 0 | R 0 | ER 0 | SO 2 | BB 0 | IBB 0 | HBP 0 | BLK 0 | WP 0 | HR 0 | S 8 | P 14 | ERA 0.00 | WHIP 0.000 | | | | | | | | | | |
| Jon Rauch, R ERA: 3.69 52 Saul Rivera, R ERA: 3.25 30 Chris Booker, R ERA: 16.0 | IP 3.0 | WLS 13 | BF 2 | H 0 | R 0 | ER 0 | SO 1 | BB 2 | IBB 1 | HBP 0 | BLK 0 | WP 0 | HR 0 | S 19 | P 36 | ERA 0.00 | WHIP 1.333 | | | | | | | | | | |
| 47 Matt Chico, L ERA: 4.78 49 Chris Schroder, R ERA: 1.56 34 Ray King, L ERA: 4.97 Luis Ayala, R ERA: 3.55 32 Chad Cordero, R ERA: 2.57 | IP 1.0 | WLS 3 | BF 1 | H 0 | R 0 | ER 0 | SO 0 | BB 0 | IBB 0 | HBP 0 | BLK 0 | WP 0 | HR 0 | S 11 | P 14 | ERA 0.00 | WHIP 1.000 | | | | | | | | | | |

Washington Nationals @ Philadelphia Phillies
Citizens Bank Park, Philadelphia, PA
Wed Jul 25 2007, 7:05 PM EDT
Att. 44,931 - Overcast - 84 F

| | |
|-----|----|
| AB | 48 |
| R | 7 |
| H | 11 |
| RBI | 6 |
| BB | 9 |
| SO | 5 |
| LOB | 34 |



| Batter | 1 | 2 | 3 | 4 | 5 | 6 | 7 | 8 | 9 | AB | R | H | RBI | BB | SO | LOB | TOP | | | | |
|--|-------------------------------|----------------------------------|------------------------------|---------------------------------|------------------------------|----------------------------------|-------------------------------|----------------------------------|------------------------------|----------------------------------|-------------------------------|----------------------------------|-------------------------------|----------------------------------|-------------------------------|----------------------------------|----------------------------------|------------------------------------|----------------------------------|--------|--|
| Felipe Lopez, S (1, 6) OBP: 0.300, SLG: 0.343 | 1-0 11 F8 10 1B 1B | 0-1 F7 | | | 0-0 G1-3 | | 3-2 1B | | 2-3 K | 5 | 1 | 2 | 2 | 0 | 1 | 1 | | | | | |
| 10 Ronnie Belliard, R (1, 4) OBP: 0.347, SLG: 0.429 | 0-1 11 F8 25 1B 1B | 2-0 CS | 0-2 G6-3 | | | 2-1 P2 | 2-3 K | | 1-2 G6-3 | 5 | 1 | 1 | 0 | 0 | 1 | 1 | | | | | |
| 11 Ryan Zimmerman, R (1, 5) OBP: 0.309, SLG: 0.432 | 1-1 F8 | | 2-2 P6 | | | 2-2 F8 | | 0-0 E5 21 FC5-4 | | 4 | 0 | 0 | 0 | 0 | 0 | 2 | | | | | |
| 21 Dmitri Young, S (1, 3) OBP: 0.387, SLG: 0.506 Robert Fick, L (8, PR) OBP: 0.290, SLG: 0.237 | 0-0 FC4-6 25 1B 1B | | 3-1 F8 | | | 0-1 1B | | 3-2 FC5-4 25 BB 3 HR | | 4 | 0 | 2 | 1 | 0 | 0 | 1 | | | | | |
| 25 Austin Kearns, R (1, 9) OBP: 0.333, SLG: 0.368 | 1-2 FC4-6 1B | | | 2-0 G4-3 | | 2-1 F7 | | 4-0 3 HR BB | | 3 | 1 | 1 | 1 | 1 | 0 | 1 | | | | | |
| Ryan Church, L (1, 7) OBP: 0.340, SLG: 0.412 Ryan Langerhans, L (8, 7) OBP: 0.267, SLG: 0.289 | 0-1 FC4-6 1B | | | 3-2 L4 | | | 1-3 K | 3-2 F7 | | 4 | 0 | 0 | 0 | 0 | 1 | 4 | | | | | |
| 3 Jesus Flores, R (1, 2) OBP: 0.337, SLG: 0.385 | 2-3 K | | | 1-2 L6 | | | 3-2 2B 1B | 0-0 1H 2H HR | | 4 | 2 | 2 | 3 | 0 | 1 | 2 | | | | | |
| Nook Logan, S (1, 8) OBP: 0.286, SLG: 0.321 | | | 0-0 10 CS 1B | | 0-1 G5-3 | | 1-0 1B 2B | 0-1 G6-3 | | 4 | 1 | 2 | 0 | 0 | 0 | 1 | | | | | |
| 26 John Lannan, L (1, 1) 49 Chris Schroder, R (5, 1) 34 Ray King, L (6, 1) Brian Schneider, L (7, PH) Tony Batista, R (7, PH) Jon Rauch, R (7, 1) 32 Chad Cordero, R (9, 1) | | 1-0 B3 | | 2-2 L6 | | 3-2 L5 | | 0-3 K | | 2 | 0 | 0 | 0 | 0 | 0 | 1 | | | | | |
| Inning Stats | R: 2 E: 0 K: 1 S: 14 | H: 4 LOB: 2 BB: 0 P: 19 | R: 0 E: 0 K: 0 S: 5 | H: 1 LOB: 0 BB: 0 P: 7 | R: 0 E: 0 K: 0 S: 8 | H: 0 LOB: 0 BB: 0 P: 13 | R: 0 E: 0 K: 0 S: 10 | H: 0 LOB: 0 BB: 0 P: 16 | R: 0 E: 0 K: 0 S: 9 | H: 1 LOB: 1 BB: 0 P: 15 | R: 2 E: 0 K: 2 S: 18 | H: 3 LOB: 1 BB: 0 P: 31 | R: 3 E: 1 K: 0 S: 10 | H: 1 LOB: 1 BB: 1 P: 20 | R: 0 E: 0 K: 2 S: 13 | H: 0 LOB: 0 BB: 0 P: 16 | 1B: 8 2B: 1 3B: 0 HR: 1 | SF: 0 SAC: 0 DP: 0 HBP: 0 | WP: 0 PB: 0 SB: 0 CS: 1 | PA: 39 | |
| PITCHER | IP | WLS | BF | H | R | ER | SO | BB | IBB | HBP | BLK | WP | HR | S | P | ERA | WHIP | | | | |
| 23 Adam Eaton, R (1, 1) ERA: 5.83 | 6.1 | | 26 | 8 | 4 | 4 | 2 | 0 | 0 | 0 | 0 | 0 | 0 | 60 | 91 | 5.68 | 1.263 | | | | |
| 16 J.C. Romero, L (7, 1) ERA: 2.5 | 0.1 | H | 2 | 1 | 0 | 0 | 0 | 0 | 0 | 0 | 0 | 0 | 0 | 7 | 13 | 0.00 | 3.000 | | | | |
| Jose Mesa, R (7, 1) ERA: 6.75 | 0.2 | L | 4 | 0 | 2 | 1 | 1 | 1 | 0 | 0 | 0 | 0 | 0 | 7 | 16 | 13.50 | 1.500 | | | | |
| 59 Mike Zagurski, L (8, 1) ERA: 4.88 | 1.2 | B | 6 | 1 | 1 | 0 | 2 | 0 | 0 | 0 | 0 | 0 | 1 | 19 | 25 | 0.00 | 0.600 | | | | |

Washington Nationals @ Philadelphia Phillies
Citizens Bank Park, Philadelphia, PA
Thu Jul 26 2007, 1:05 PM EDT
Att: 43,413 - Cloudy - 83 F

AB 37
R 7
H 10
RBI 7
BB 1
SO 5
LOB 16



| Batter | 1 | 2 | 3 | 4 | 5 | 6 | 7 | 8 | 9 | AB | R | H | RBI | BB | SO | LOB | BOTTOM | | | | |
|---|-------------------------------|----------------------------------|------------------------------|----------------------------------|-------------------------------|----------------------------------|------------------------------|----------------------------------|-------------------------------|----------------------------------|-------------------------------|----------------------------------|-------------------------------|----------------------------------|-------------------------------|----------------------------------|-----------------------------------|------------------------------------|----------------------------------|--------|--|
| 11 Jimmy Rollins, S (1, 6) OBP: 0.332, SLG: 0.526 | 2-2 8 BB 26 1B 1B | | 2-2 G1-3 | 0-1 FC5 | | 2-2 F9 | | 0-2 F7 | | 5 | 1 | 1 | 0 | 0 | 2 | | | | | | |
| 8 Shane Victorino, S (1, 9) OBP: 0.348, SLG: 0.431 | 4-1 26 1B BB | | 3-2 G1-3 | | 1-1 G4-3 | 2-2 26 S 1B | | 0-2 1B | | 4 | 0 | 2 | 0 | 1 | 0 | | | | | | |
| 26 Chase Utley, L (1, 4) OBP: 0.414, SLG: 0.581 | 3-2 G5-4-3 1B | | 2-1 6 HR 1B | | 1-2 6 HBP 1B HBP | 3-3 K | | 0-1 F7 | | 4 | 2 | 2 | 1 | 0 | 1 | 2 | | | | | |
| 6 Ryan Howard, L (1, 3) OBP: 0.403, SLG: 0.617 | 1-3 K | | 3-2 1H HR | | 1-0 1B HBP | | 3-2 G6-3 | | 3-1 G4-3 | 4 | 2 | 1 | 2 | 0 | 1 | 2 | | | | | |
| Aaron Rowand, R (1, 8) OBP: 0.394, SLG: 0.523 | 0-0 G5-4-3 | | 2-1 F9 | | 3-2 FC5 1B | | 1-2 P6 | | 0-1 9 1B 27 G6-3 1B | 5 | 1 | 1 | 0 | 0 | 4 | | | | | | |
| Pat Burrell, R (1, 7) OBP: 0.406, SLG: 0.438 9 Michael Bourn, L (7, PR) OBP: 0.355, SLG: 0.400 | | 2-1 23 FC5-4 1B | | 1-2 G6-3 | 0-1 1B | | 0-0 2B | | 0-1 27 G5-3 27 S 1B | 4 | 0 | 3 | 2 | 0 | 0 | | | | | | |
| Wes Helms, R (1, 5) OBP: 0.311, SLG: 0.368 59 Mike Zagurski, L (8, 1) 27 Chris Coste, R (9, PH) OBP: 0.325, SLG: 0.385 | | 0-1 F9 | | 2-0 G5-3 | 1-2 F9 | | 4-0 IBB | | 2-2 G5-3 | 3 | 0 | 0 | 0 | 1 | 3 | | | | | | |
| 2 Rod Barajas, R (1, 2) OBP: 0.341, SLG: 0.374 19 Greg Dobbs, L (7, PH) OBP: 0.321, SLG: 0.498 51 Carlos Ruiz, R (8, 2) OBP: 0.318, SLG: 0.382 | | 2-1 F9 | | 4-1 11 FC5 23 1B BB | 0-0 P3 | | 1-3 K | | 4-0 BB | 2 | 0 | 0 | 0 | 1 | 3 | | | | | | |
| 23 Adam Eaton, R (1, 1) OBP: 0.261, SLG: 0.267 16 J.C. Romero, S (7, 1) Jose Mesa, R (7, 1) Abraham Nunez, S (8, 5) OBP: 0.316, SLG: 0.311 | | 1-2 FC5-4 | | 0-0 1B | | 1-1 P6 | | 0-1 G3 | 0-1 G4-3 | 3 | 0 | 1 | 0 | 0 | 1 | | | | | | |
| Inning Stats | R: 1 E: 0 K: 1 S: 12 | H: 2 LOB: 1 BB: 1 P: 22 | R: 0 E: 0 K: 0 S: 9 | H: 1 LOB: 0 BB: 0 P: 14 | R: 2 E: 0 K: 0 S: 16 | H: 2 LOB: 0 BB: 0 P: 28 | R: 0 E: 0 K: 0 S: 9 | H: 1 LOB: 2 BB: 1 P: 16 | R: 2 E: 0 K: 1 S: 15 | H: 1 LOB: 1 BB: 0 P: 22 | R: 0 E: 0 K: 1 S: 13 | H: 1 LOB: 1 BB: 1 P: 20 | R: 0 E: 0 K: 0 S: 10 | H: 1 LOB: 1 BB: 0 P: 10 | R: 1 E: 0 K: 0 S: 11 | H: 2 LOB: 2 BB: 1 P: 20 | 1B: 10 2B: 1 3B: 0 HR: 1 | SF: 0 SAC: 0 DP: 1 HBP: 2 | WP: 0 PB: 0 SB: 0 CS: 0 | PA: 45 | |
| PITCHER | IP | WLS | BF | H | R | ER | SO | BB | IBB | HBP | BLK | WP | HR | S | P | ERA | WHIP | | | | |
| 26 John Lannan, L (1, 1) ERA: 8.31 | 4.1 | | 22 | 6 | 5 | 4 | 1 | 2 | 0 | 0 | 0 | 0 | 0 | 21 | 30 | 8.31 | 1.846 | | | | |
| 49 Chris Schroder, R (5, 1) ERA: 1.45 | 1.1 | | 7 | 2 | 0 | 0 | 0 | 0 | 0 | 0 | 0 | 0 | 0 | 3 | 6 | 0.00 | 0.000 | | | | |
| 34 Ray King, L (6, 1) ERA: 4.91 | 0.1 | | 1 | 0 | 0 | 0 | 1 | 0 | 0 | 0 | 0 | 0 | 0 | 3 | 6 | 0.00 | 0.000 | | | | |
| Jon Rauch, R (7, 1) ERA: 3.56 | 2.0 | W | 9 | 2 | 0 | 0 | 1 | 0 | 1 | 0 | 0 | 0 | 0 | 21 | 30 | 0.00 | 1.000 | | | | |
| 32 Chad Cordero, R (9, 1) ERA: 2.7 | 1.0 | S | 6 | 2 | 1 | 1 | 0 | 1 | 0 | 0 | 0 | 0 | 0 | 11 | 20 | 9.00 | 3.000 | | | | |


Washington Nationals @ Philadelphia Phillies
Citizens Bank Park, Philadelphia, PA
Thu Jul 26 2007, 1:05 PM EDT
Att: 43,413 - Cloudy - 83 F

AB 39
R 6
H 12
RBI 6
BB 4
SO 3
LOB 22



| Batter | 1 | 2 | 3 | 4 | 5 | 6 | 7 | 8 | 9 | AB | R | H | RBI | BB | SO | LOB | TOP |
|--|--|----------------------------------|------------------------------|---------------------------------|-------------------------------|----------------------------------|------------------------------|----------------------------------|-------------------------------|----------------------------------|-------------------------------|----------------------------------|-------------------------------|----------------------------------|----|-----|--|
| 13 Nate McLouth, L OBP: 0.303, SLG: 0.367 | 0-3 K | | 1-2 G4-3 | | 0-2 G3 | | | | | 3 | 0 | 0 | 0 | 0 | 1 | 3 | Pittsburgh Pirates @ Philadelphia Phillies Citizens Bank Park, Philadelphia, PA Fri Jul 27 2007, 7:05 PM EDT Att: 37,136 - Partly Cloudy - 87 F |
| 12 Freddy Sanchez, R OBP: 0.324, SLG: 0.405 | 2-2 F9 | | | 2-2 G5-3 | | 1-2 P4 | | | | 3 | 0 | 0 | 0 | 0 | 0 | 0 | |
| Jason Bay, R OBP: 0.327, SLG: 0.435 | 2-3 K | | | 3-1 G5-3 | | 1-2 1B | | | | 3 | 0 | 1 | 0 | 0 | 1 | 0 | |
| Xavier Nady, R OBP: 0.334, SLG: 0.481 | | 1-1 F8 | | 0-1 F9 | | 1-2 F9 | | | | 3 | 0 | 0 | 0 | 0 | 0 | 1 | |
| Josh Phelps, R OBP: 0.351, SLG: 0.392 | | 1-0 L5 | | | 1-0 E5 2B 1B | | 1-0 F7 | | | 3 | 1 | 0 | 0 | 0 | 0 | 1 | |
| Jose Castillo, R OBP: 0.271, SLG: 0.326 | | 0-0 F9 | | | 1-1 2B 1B | | 2-2 G6-3 | | | 3 | 0 | 1 | 0 | 0 | 0 | 0 | |
| 26 Ronny Paulino, R OBP: 0.288, SLG: 0.357 | | | 0-0 47 SH1-4 1B | | 1-2 1B | | 0-0 2B 1B | | | 3 | 0 | 3 | 1 | 0 | 0 | 0 | |
| 2 Jack Wilson, R OBP: 0.302, SLG: 0.341 | | | 1-2 K | | 1-1 F9 | | 3-2 1B | | | 3 | 0 | 1 | 0 | 0 | 1 | 3 | |
| 47 John Van Benschoten, R Tony Armas, R Matt Kuba, S 34 John Grabow, L 41 Ryan Doumit, S 16 Salomon Torres, R | | | 0-0 SH1-4 | | 1-3 K | | 1-1 G6-4-3 1B | | | 0 | 0 | 0 | 0 | 0 | 0 | 0 | |
| | | | 1-2 | | | | 1-2 | | | 0 | 0 | 0 | 0 | 0 | 0 | 0 | |
| Inning Stats | R: 0 E: 0 K: 2 S: 11 | H: 0 LOB: 0 BB: 0 P: 15 | R: 0 E: 0 K: 0 S: 4 | H: 0 LOB: 0 BB: 0 P: 6 | R: 0 E: 0 K: 1 S: 11 | H: 1 LOB: 1 BB: 0 P: 13 | R: 0 E: 0 K: 0 S: 7 | H: 0 LOB: 0 BB: 0 P: 12 | R: 1 E: 1 K: 1 S: 14 | H: 2 LOB: 2 BB: 0 P: 19 | R: 0 E: 0 K: 0 S: 10 | H: 2 LOB: 1 BB: 0 P: 14 | R: 0 E: 0 K: 0 S: 10 | H: 2 LOB: 1 BB: 0 P: 16 | | | |
| PITCHER Jamie Moyer, L ERA: 4.75 | IP: 7.0 WLS: W BF: 27 H: 6 R: 1 ER: 0 SO: 4 BB: 0 IBB: 0 HBP: 0 BLK: 0 WP: 0 HR: 0 S: 67 P: 95 ERA: 0.00 WHIP: 0.857 | | | | | | | | | | | | | | | | |

| | |
|-----|----|
| AB | 26 |
| R | 1 |
| H | 6 |
| RBI | 1 |
| BB | 0 |
| SO | 4 |
| LOB | 12 |



| Batter | 1 | 2 | 3 | 4 | 5 | 6 | 7 | 8 | 9 | AB | R | H | RBI | BB | SO | LOB | BOTTOM |
|---|---|----------------------------------|----------------------------------|----------------------------------|-------------------------------|----------------------------------|-------------------------------|----------------------------------|-------------------------------|----------------------------------|-------------------------------|----------------------------------|------------------------------|---------------------------------|----|-----|--|
| 9 Michael Bourn, L OBP: 0.384, SLG: 0.424 | 3-2 11 BB 19 1B 8 HBP | | 1-2 11 BB 8 1B | | 2-1 8 G4-3 8 WP 1B | | 4-2 8 G4-6-3 BB | | | 4 | 2 | 4 | 0 | 1 | 0 | 0 | Pittsburgh Pirates @ Philadelphia Phillies Citizens Bank Park, Philadelphia, PA Fri Jul 27 2007, 7:05 PM EDT Att: 37,136 - Partly Cloudy - 87 F |
| 8 Shane Victorino, S OBP: 0.348, SLG: 0.429 | 2-1 11 BB 19 1B HBP | 3-2 G2-3 | 2-1 BB 11 1B | | 1-2 G4-3 | | 0-0 G4-6-3 | | | 4 | 1 | 1 | 0 | 0 | 0 | 3 | |
| 11 Jimmy Rollins, S OBP: 0.333, SLG: 0.524 | 4-1 19 1B 2-3 BB | 1-2 G4-3 | 0-0 BB 1B | | 1-1 E6 6 G4-6-3 | | | | | 3 | 0 | 1 | 1 | 1 | 0 | 2 | |
| 6 Ryan Howard, L OBP: 0.401, SLG: 0.611 | 1-3 K | | HR BB K | | 1-0 G4-6-3 | | | | | 3 | 1 | 0 | 0 | 1 | 2 | 8 | |
| Pat Burrell, R OBP: 0.412, SLG: 0.455 | 2-3 K | | HR BB K | | | 3-2 2B | | | | 3 | 1 | 2 | 3 | 1 | 1 | 3 | |
| 19 Greg Dobbs, L OBP: 0.324, SLG: 0.495 | 1-2 FC5 51 BB 1B | | BB P3 | | | 2-3 K | | | | 3 | 1 | 1 | 2 | 1 | 1 | 4 | |
| 51 Carlos Ruiz, R OBP: 0.320, SLG: 0.386 | 4-0 FC5 BB | | 2-2 G4-3 1B 2B | | 2-1 G6-3 | | 1-3 K | | | 3 | 1 | 1 | 1 | 1 | 1 | 1 | |
| Abraham Nunez, S OBP: 0.310, SLG: 0.304 | 1-1 FC5 | | 2-2 G4-3 | | 2-3 K | | 0-0 G1-3 | | | 4 | 0 | 0 | 0 | 0 | 1 | 5 | |
| Jamie Moyer, L OBP: 0.140, SLG: 0.160 | | 2-2 L8 | 0-0 1B 9 1B 11 1B 3H | | 1-3 K | | 1-0 G4-3 | | | 4 | 1 | 1 | 1 | 0 | 1 | 0 | |
| Inning Stats | R: 2 E: 0 K: 2 S: 17 | H: 2 LOB: 3 BB: 2 P: 34 | R: 0 E: 0 K: 0 S: 15 | H: 1 LOB: 1 BB: 0 P: 23 | R: 6 E: 0 K: 1 S: 27 | H: 6 LOB: 3 BB: 3 P: 48 | R: 0 E: 0 K: 2 S: 11 | H: 0 LOB: 0 BB: 0 P: 16 | R: 0 E: 1 K: 0 S: 11 | H: 1 LOB: 1 BB: 0 P: 16 | R: 0 E: 0 K: 2 S: 11 | H: 1 LOB: 1 BB: 0 P: 17 | R: 0 E: 0 K: 0 S: 4 | H: 0 LOB: 0 BB: 1 P: 9 | | | |
| PITCHER 47 John Van Benschoten, R Tony Armas, R 34 John Grabow, L 16 Salomon Torres, R | IP: 2.1 WLS: L BF: 18 H: 7 R: 7 ER: 7 SO: 2 BB: 1 IBB: 0 HBP: 0 BLK: 0 WP: 0 HR: 1 S: 47 P: 84 ERA: 27.00 WHIP: 4.286 | | | | | | | | | | | | | | | | |

| | |
|-----|----|
| AB | 31 |
| R | 8 |
| H | 11 |
| RBI | 8 |
| BB | 6 |
| SO | 7 |
| LOB | 26 |



| Batter | 1 | 2 | 3 | 4 | 5 | 6 | 7 | 8 | 9 | AB | R | H | RBI | BB | SO | LOB | TOP | | | | | | | | | | |
|--|------------------------------|----------------------------------|------------------------------|---------------------------------|-------------------------------|----------------------------------|-------------------------------|----------------------------------|-------------------------------|----------------------------------|------------------------------|----------------------------------|-------------------------------|----------------------------------|------------------------------|----------------------------------|-------------------------------|----------------------------------|----------------------------------|------------------------------------|----------------------------------|--------|--|--|--|--|--|
| 13 Nate McLouth, L OBP: 0.312, SLG: 0.366 | 4-2 FC4-6 BB | | 0-0 12 HR 1B | 4-1 BB | | 0-1 L8 | | | 1-2 G3-1 | 3 | 1 | 1 | 0 | 2 | 0 | 0 | | | | | | | | | | | |
| 12 Freddy Sanchez, R OBP: 0.323, SLG: 0.411 | 0-2 FC4-6 25 CS | | 1-1 HR | 1-2 F7 | | | 0-0 F9 | | 2-1 F9 | 5 | 1 | 1 | 3 | 0 | 0 | 3 | | | | | | | | | | | |
| 25 Adam LaRoche, L OBP: 0.323, SLG: 0.429 | 3-3 BB | | 0-1 BB 1B | | 3-1 F9 | | 1-3 BB | | 3-2 F8 | 5 | 1 | 1 | 0 | 0 | 2 | 1 | | | | | | | | | | | |
| Jason Bay, R OBP: 0.331, SLG: 0.437 | | 0-1 G6-3 | 4-2 1B BB | | 1-2 S 2B 1B | | 0-2 BB | | | 3 | 1 | 2 | 0 | 1 | 0 | 0 | | | | | | | | | | | |
| Xavier Nady, R OBP: 0.336, SLG: 0.485 | 0-0 F9 | | 1-0 BB | | 2-2 2B | | 1-3 BB | | | 4 | 0 | 2 | 2 | 0 | 1 | 1 | | | | | | | | | | | |
| 41 Ryan Doumit, S OBP: 0.341, SLG: 0.461 | 2-3 BB | | 2-3 BB | | 2-1 P6 | | 0-0 L8 | | | 4 | 0 | 0 | 0 | 0 | 2 | 3 | | | | | | | | | | | |
| Jose Castillo, R Damaso Marte, L | | | 2-3 BB | | 0-2 F9 | | 2-2 F8 | | | 3 | 0 | 1 | 0 | 0 | 1 | 1 | AB 34 | | | | | | | | | | |
| Rajai Davis, R 16 Salomon Torres, R | | | | 13 WP SH3-4 1B | | | | | | 1 | 0 | 0 | 0 | 0 | 0 | 0 | R 5 | | | | | | | | | | |
| 2 Jack Wilson, R OBP: 0.301, SLG: 0.340 | | | | 0-0 P6 | 0-1 L9 | | 2-2 P3 | | | 4 | 0 | 1 | 0 | 0 | 0 | 1 | H 9 | | | | | | | | | | |
| Shane Youman, L Masumi Kuwata, R | | | 4-1 BB | | 0-0 SH3-4 | | 3-1 G4-3 | | 2-0 FC4-6 1B | 0 | 1 | 0 | 0 | 1 | 0 | 0 | RBI 5 | | | | | | | | | | |
| Matt Kata, S OBP: 0.243, SLG: 0.309 | | | 12 HR BB | | 1-2 BB | | | | 1-2 FC4-6 | 0 | 0 | 0 | 0 | 0 | 0 | 1 | BB 4 | | | | | | | | | | |
| Inning Stats | R: 0 E: 0 K: 1 S: 9 | H: 0 LOB: 1 BB: 1 P: 16 | R: 0 E: 0 K: 1 S: 6 | H: 0 LOB: 0 BB: 0 P: 8 | R: 4 E: 0 K: 2 S: 17 | H: 4 LOB: 2 BB: 2 P: 31 | R: 0 E: 0 K: 0 S: 10 | H: 1 LOB: 2 BB: 1 P: 15 | R: 1 E: 0 K: 0 S: 15 | H: 2 LOB: 0 BB: 0 P: 24 | R: 0 E: 0 K: 0 S: 7 | H: 0 LOB: 0 BB: 0 P: 12 | R: 0 E: 0 K: 2 S: 10 | H: 1 LOB: 1 BB: 0 P: 12 | R: 0 E: 0 K: 0 S: 8 | H: 1 LOB: 1 BB: 0 P: 12 | R: 0 E: 0 K: 0 S: 11 | H: 0 LOB: 0 BB: 0 P: 17 | 1B: 7 2B: 2 3B: 0 HR: 1 | SF: 0 SAC: 1 DP: 1 HBP: 0 | WP: 1 PB: 0 SB: 1 CS: 1 | PA: 39 | | | | | |
| PITCHER | IP | WLS | BF | H | R | ER | SO | BB | IBB | HBP | BLK | WP | HR | S | P | ERA | WHIP | | | | | | | | | | |
| 58 J.D. Durbin, R ERA: 6.3 | 5.0 | W | 25 | 7 | 5 | 5 | 4 | 4 | 0 | 0 | 0 | 1 | 1 | 57 | 94 | 9.00 | 2.200 | | | | | | | | | | |
| Jose Mesa, R ERA: 8.54 | 1.0 | | 3 | 0 | 0 | 0 | 0 | 0 | 0 | 0 | 0 | 0 | 0 | 7 | 12 | 0.00 | 0.000 | | | | | | | | | | |
| 45 Tom Gordon, R ERA: 3.38 | 1.0 | | 4 | 1 | 0 | 0 | 2 | 0 | 0 | 0 | 0 | 0 | 0 | 10 | 12 | 0.00 | 1.000 | | | | | | | | | | |
| 63 Ryan Madson, R ERA: 3.09 | 1.0 | | 4 | 1 | 0 | 0 | 0 | 0 | 0 | 0 | 0 | 0 | 0 | 8 | 12 | 0.00 | 1.000 | | | | | | | | | | |
| 39 Brett Myers, R ERA: 5.55 | 1.0 | | 3 | 0 | 0 | 0 | 0 | 0 | 0 | 0 | 0 | 0 | 0 | 11 | 17 | 0.00 | 0.000 | | | | | | | | | | |

Pittsburgh Pirates @ Philadelphia Phillies
Citizens Bank Park, Philadelphia, PA
Sat Jul 28 2007, 7:05 PM EDT
Att: 45,149 - Cloudy - 89 F

AB 34
R 5
H 9
RBI 5
BB 4
SO 6
LOB 11



| Batter | 1 | 2 | 3 | 4 | 5 | 6 | 7 | 8 | 9 | AB | R | H | RBI | BB | SO | LOB | BOTTOM | | | | | | | | | | |
|--|-------------------------------|----------------------------------|-------------------------------|----------------------------------|------------------------------|----------------------------------|------------------------------|----------------------------------|-------------------------------|----------------------------------|-------------------------------|----------------------------------|------------------------------|---------------------------------|------------------------------|----------------------------------|------------------------------|----------------------------------|----------------------------------|------------------------------------|----------------------------------|--------|--|--|--|--|--|
| 9 Michael Bourn, L OBP: 0.376, SLG: 0.413 | 3-2 F7 | 1-2 L9 | | 0-1 G4-3 | 2-0 S 11 3B 1B | | 2-2 F8 | | | 5 | 1 | 1 | 0 | 0 | 0 | 2 | | | | | | | | | | | |
| 8 Shane Victorino, S OBP: 0.353, SLG: 0.433 | 3-2 11 2B 1B | | 2-0 11 G6-4-3 HBP | | 1-1 BB | | 0-1 F7 | | | 3 | 3 | 2 | 0 | 1 | 0 | 0 | | | | | | | | | | | |
| 11 Jimmy Rollins, S OBP: 0.336, SLG: 0.532 | 1-0 6 FC1-2 2B | | 2-1 G6-4-3 | | 1-1 BB | | 0-0 F8 | | | 5 | 1 | 3 | 3 | 0 | 0 | 1 | | | | | | | | | | | |
| 6 Ryan Howard, L OBP: 0.404, SLG: 0.608 | 0-1 FC1-2 WP | | 1-1 1B | | 1-1 BB | | | 1-3 K | | 3 | 1 | 1 | 0 | 2 | 1 | 1 | | | | | | | | | | | |
| Pat Burrell, R Aaron Rowand, R | 2-3 K | | 3-1 FC6-4 1B | | 1-2 K | | 0-0 F7 | | | 4 | 1 | 1 | 1 | 1 | 2 | 3 | | | | | | | | | | | |
| Wes Helms, R 45 Tom Gordon, R | | 2-3 K | 1-0 FC6-4 | | 0-2 E5 27 HR | | 1-2 G4-6-3 1B | | 4-2 BB | 4 | 1 | 1 | 1 | 0 | 1 | 4 | | | | | | | | | | | |
| 63 Ryan Madson, L 19 Greg Dobbs, L 39 Brett Myers, R | | | | | 1-2 2-3 3-H HR | | | | | 0 | 0 | 0 | 0 | 0 | 0 | 0 | | | | | | | | | | | |
| Tadahito Iguchi, R OBP: 0.341, SLG: 0.382 | | 4-0 27 E BB | | 1-1 58 FC2-6 1B | 0-1 SF8 | | 1-1 G4-6-3 | | 2-2 F8 | 3 | 1 | 1 | 1 | 1 | 0 | 2 | | | | | | | | | | | |
| 27 Chris Coste, R OBP: 0.364, SLG: 0.500 | | 0-0 E2 1-H 2B | | 1-1 F9 | 0-0 1-H 2-H HR | | 4-2 BB | | | 3 | 1 | 2 | 4 | 1 | 0 | 1 | | | | | | | | | | | |
| 58 J.D. Durbin, R 2 Rod Barajas, R Jose Mesa, R | | 0-3 K | | 0-1 FC2-6 | 1-3 K | | 3-3 K | | | 2 | 0 | 0 | 0 | 0 | 1 | 2 | | | | | | | | | | | |
| Abraham Nunez, S OBP: 0.308, SLG: 0.303 | | | | 1-2 K | | | | | | 1 | 0 | 0 | 0 | 0 | 0 | 0 | | | | | | | | | | | |
| Inning Stats | R: 1 E: 0 K: 1 S: 13 | H: 2 LOB: 1 BB: 0 P: 22 | R: 1 E: 1 K: 2 S: 12 | H: 1 LOB: 1 BB: 1 P: 19 | R: 0 E: 0 K: 0 S: 7 | H: 2 LOB: 0 BB: 0 P: 16 | R: 0 E: 0 K: 0 S: 8 | H: 1 LOB: 1 BB: 0 P: 10 | R: 8 E: 1 K: 2 S: 25 | H: 5 LOB: 2 BB: 4 P: 48 | R: 0 E: 0 K: 1 S: 12 | H: 1 LOB: 1 BB: 1 P: 21 | R: 0 E: 0 K: 0 S: 7 | H: 0 LOB: 0 BB: 0 P: 9 | R: 0 E: 0 K: 1 S: 9 | H: 0 LOB: 1 BB: 1 P: 16 | R: 0 E: 0 K: 1 S: 9 | H: 0 LOB: 1 BB: 1 P: 16 | 1B: 7 2B: 3 3B: 1 HR: 1 | SF: 1 SAC: 0 DP: 2 HBP: 1 | WP: 1 PB: 0 SB: 2 CS: 0 | PA: 43 | | | | | |
| PITCHER | IP | WLS | BF | H | R | ER | SO | BB | IBB | HBP | BLK | WP | HR | S | P | ERA | WHIP | | | | | | | | | | |
| Shane Youman, L ERA: 4.66 | 4.0 | L | 24 | 8 | 7 | 7 | 3 | 3 | 0 | 0 | 0 | 0 | 1 | 26 | 48 | 9.00 | 3.500 | | | | | | | | | | |
| Masumi Kuwata, R ERA: 7.59 | 2.0 | | 12 | 4 | 3 | 2 | 3 | 3 | 0 | 0 | 0 | 0 | 0 | 7 | 9 | 0.00 | 0.000 | | | | | | | | | | |
| Damaso Marte, L ERA: 1.44 | 1.0 | | 3 | 0 | 0 | 0 | 0 | 0 | 0 | 0 | 0 | 0 | 0 | 7 | 9 | 0.00 | 0.000 | | | | | | | | | | |
| 16 Salomon Torres, R ERA: 4.63 | 1.0 | | 4 | 0 | 0 | 0 | 1 | 1 | 0 | 0 | 0 | 0 | 0 | 9 | 16 | 0.00 | 1.000 | | | | | | | | | | |

Pittsburgh Pirates @ Philadelphia Phillies
Citizens Bank Park, Philadelphia, PA
Sat Jul 28 2007, 7:05 PM EDT
Att: 45,149 - Cloudy - 89 F

AB 34
R 10
H 12
RBI 10
BB 7
SO 7
LOB 17



| Batter | 1 | 2 | 3 | 4 | 5 | 6 | 7 | 8 | 9 | AB | R | H | RBI | BB | SO | LOB | TOP | | | | | | | | | | |
|--|-------------------------------|----------------------------------|-------------------------------|----------------------------------|------------------------------|----------------------------------|------------------------------|---------------------------------|------------------------------|----------------------------------|-------------------------------|----------------------------------|------------------------------|----------------------------------|-------------------------------|----------------------------------|------------------------------|----------------------------------|----------------------------------|------------------------------------|-------------------------|--------|--|--|--|--|--|
| 13 Nate McLouth, L OBP: 0.310, SLG: 0.382 | 3-3 K | | 2-1 F7 | | | 0-0 HR | | 1-2 P6 | | 4 | 1 | 1 | 1 | 0 | 1 | 0 | | | | | | | | | | | |
| 12 Freddy Sanchez, R OBP: 0.322, SLG: 0.409 | 0-1 PO 1B | | 1-3 K | | | 0-1 P6 | | 0-1 E5 25 G1-3 | | 4 | 0 | 1 | 0 | 0 | 0 | 1 | | | | | | | | | | | |
| 25 Adam LaRoche, L OBP: 0.324, SLG: 0.429 | 1-2 F7 | | | 4-1 G6-4-3 BB | | 3-1 1B | | 0-0 G1-3 | | 3 | 0 | 1 | 0 | 1 | 0 | 2 | | | | | | | | | | | |
| Jason Bay, R OBP: 0.328, SLG: 0.433 | 2-2 PO 1-2 | 0-0 G6-3 | | 0-1 F8 | | 1-0 P4 | | 1-3 K | | 4 | 0 | 0 | 0 | 0 | 1 | 3 | | | | | | | | | | | |
| Xavier Nady, R OBP: 0.335, SLG: 0.485 | | 1-1 P4 | | 0-1 G6-4-3 | | 0-3 K | | 3-1 2B | | 4 | 0 | 1 | 0 | 0 | 1 | 2 | | | | | | | | | | | |
| Jose Castillo, R OBP: 0.279, SLG: 0.338 | | 1-2 26 HBP 1B | | | 1-3 K | | 1-2 26 G4-3 2B | | 2-1 L9 | 4 | 0 | 2 | 0 | 0 | 1 | 1 | | | | | | | | | | | |
| 26 Ronny Paulino, R OBP: 0.287, SLG: 0.353 | | 2-2 HBP 1-2 | | | 1-0 G6-3 | | 1-0 G4-3 | | 0-0 P3 | 3 | 0 | 0 | 0 | 0 | 0 | 2 | | | | | | | | | | | |
| Cesar Izturis, S OBP: 0.295, SLG: 0.300 | | 2-2 G4-3 | | | 3-1 1B | | 0-0 G1-3 | | 0-0 G1-3 | 4 | 0 | 1 | 0 | 0 | 0 | 4 | | | | | | | | | | | |
| 45 Ian Snell, R OBP: 0.189, SLG: 0.118 | | | 1-1 G1-3 | | 2-1 L9 | | 1-1 G1-3 | | | 2 | 0 | 0 | 0 | 0 | 0 | 1 | | | | | | | | | | | |
| 41 Ryan Doumit, S OBP: 0.339, SLG: 0.459 | | | | | | | | | | 1 | 0 | 0 | 0 | 0 | 0 | 1 | | | | | | | | | | | |
| Damaso Marte, L | | | | | | | | | | 0 | 0 | 0 | 0 | 0 | 0 | 0 | | | | | | | | | | | |
| Shawn Chacon, R OBP: 0.273, SLG: 0.273 | | | | | | | | | | 0 | 0 | 0 | 0 | 0 | 0 | 0 | | | | | | | | | | | |
| Inning Stats | R: 0 E: 0 K: 1 S: 11 | H: 1 LOB: 0 BB: 0 P: 17 | R: 0 E: 0 K: 0 S: 12 | H: 1 LOB: 2 BB: 0 P: 18 | R: 0 E: 0 K: 1 S: 7 | H: 0 LOB: 0 BB: 0 P: 11 | R: 0 E: 0 K: 0 S: 5 | H: 0 LOB: 0 BB: 1 P: 9 | R: 0 E: 0 K: 1 S: 8 | H: 1 LOB: 1 BB: 0 P: 15 | R: 1 E: 0 K: 1 S: 10 | H: 2 LOB: 1 BB: 0 P: 14 | R: 0 E: 0 K: 0 S: 7 | H: 1 LOB: 1 BB: 0 P: 10 | R: 0 E: 1 K: 1 S: 10 | H: 0 LOB: 1 BB: 0 P: 12 | R: 0 E: 0 K: 0 S: 6 | H: 1 LOB: 1 BB: 0 P: 11 | 1B: 4 2B: 2 3B: 0 HR: 1 | SF: 0 SAC: 0 DP: 1 HBP: 1 | WP: 0 PB: 0 CS: 0 | PA: 36 | | | | | |
| PITCHER | IP | WLS | BF | H | R | ER | SO | BB | IBB | HBP | BLK | WP | HR | S | P | ERA | WHIP | | | | | | | | | | |
| 38 Kyle Kendrick, R ERA: 4.04 | 7.0 | W | 27 | 6 | 1 | 1 | 4 | 1 | 0 | 1 | 0 | 0 | 1 | 60 | 94 | 1.29 | 1.000 | | | | | | | | | | |
| 63 Ryan Madson, R ERA: 3.05 | 0.2 | H | 3 | 0 | 0 | 0 | 0 | 0 | 0 | 0 | 0 | 0 | 0 | 7 | 8 | 0.00 | 0.000 | | | | | | | | | | |
| Antonio Alfonseca, R ERA: 4.23 | 0.1 | H | 1 | 0 | 0 | 0 | 1 | 0 | 0 | 0 | 0 | 0 | 0 | 3 | 4 | 0.00 | 0.000 | | | | | | | | | | |
| Jose Mesa, R ERA: 6.34 | 1.0 | | 4 | 1 | 0 | 0 | 0 | 0 | 0 | 0 | 0 | 0 | 0 | 6 | 11 | 0.00 | 1.000 | | | | | | | | | | |

Pittsburgh Pirates @ Philadelphia Phillies
Citizens Bank Park, Philadelphia, PA

AB 33
R 1
H 7
RBI 1
BB 1
SO 5
LOB 16



WP: 0 PA: 36
PB: 0
CS: 0

Pittsburgh Pirates @ Philadelphia Phillies
Citizens Bank Park, Philadelphia, PA

AB 29
R 5
H 8
RBI 4
BB 5
SO 10
LOB 19



WP: 1 PA: 37
PB: 0
SB: 1
CS: 0

| Batter | 1 | 2 | 3 | 4 | 5 | 6 | 7 | 8 | 9 | AB | R | H | RBI | BB | SO | LOB | BOTTOM | | | | | | | | | | |
|--|-------------------------------|----------------------------------|-------------------------------|----------------------------------|-------------------------------|----------------------------------|------------------------------------|------------------------------------|------------------------------|---------------------------------|------------------------------|----------------------------------|------------------------------|---------------------------------|-------------------------------|----------------------------------|----------------------------------|------------------------------------|----------------------------------|--------|--|--|--|--|--|--|--|
| 9 Michael Bourn, L OBP: 0.361, SLG: 0.394 | 0-0 B5-3 | 2-3 K | | 2-1 G3-6 | | | 0-0 B1-3 | 1-2 K | | 5 | 0 | 0 | 0 | 0 | 2 | 5 | | | | | | | | | | | |
| Tadahito Iguchi, R OBP: 0.343, SLG: 0.386 | 1-0 11 1B WP 2B | | 0-3 K | 2-2 F9 | | | 0-1 11 G6-4-3 1B | | | 4 | 1 | 2 | 0 | 0 | 1 | 0 | | | | | | | | | | | |
| 11 Jimmy Rollins, S OBP: 0.339, SLG: 0.538 | 1-2 WP 1B | | 2-0 6 BB 2B 1B | | 1-2 6 SF8 3B | | 1-2 G6-4-3 | | | 4 | 2 | 3 | 0 | 0 | 0 | 1 | | | | | | | | | | | |
| 6 Ryan Howard, L OBP: 0.402, SLG: 0.605 | 1-0 F7 | | 4-2 2B BB | | 0-0 SF8 | | | 2-3 K | | 2 | 0 | 0 | 1 | 1 | 1 | 2 | | | | | | | | | | | |
| Aaron Rowand, R OBP: 0.393, SLG: 0.522 | 1-3 K | | 1-1 2B | | 1-0 G5-3 | | 0-3 K | | | 4 | 0 | 1 | 1 | 0 | 2 | 1 | | | | | | | | | | | |
| Pat Burrell, R OBP: 0.416, SLG: 0.456 | | 3-2 2B | 4-2 51 FC6-4 BB | | 0-0 F8 | | 4-2 51 BB 27 1B HBP | | | 2 | 0 | 1 | 0 | 1 | 0 | 0 | | | | | | | | | | | |
| 8 Shane Victorino, S OBP: 0.353, SLG: 0.433 | | | | | | | | 4-1 51 BB 27 1B IBB | | 0 | 1 | 0 | 0 | 0 | 0 | 0 | | | | | | | | | | | |
| 19 Greg Dobbs, L OBP: 0.330, SLG: 0.490 | | 4-2 BB | 1-3 K | | 2-2 F8 | | 1-2 51 BB 27 1B IBB | | | 2 | 1 | 0 | 0 | 2 | 1 | 3 | | | | | | | | | | | |
| Abraham Nunez, S OBP: 0.308, SLG: 0.303 | | | | | | | | 1-2 51 BB 27 1B IBB | | 0 | 0 | 0 | 0 | 0 | 0 | 0 | | | | | | | | | | | |
| 51 Carlos Ruiz, R OBP: 0.319, SLG: 0.381 | | 1-3 K | 1-2 FC6-4 | | 0-1 L9 | | 4-1 27 1B BB | | | 3 | 0 | 0 | 0 | 1 | 1 | 5 | | | | | | | | | | | |
| 38 Kyle Kendrick, R OBP: 0.217, SLG: 0.150 | | 1-3 K | | 4-1 9 G3-6 HBP | | 2-3 K | | 1-0 27 1B BB | | 2 | 0 | 0 | 0 | 0 | 2 | 2 | | | | | | | | | | | |
| 63 Ryan Madson, L | | | | | | | | | | 0 | 0 | 0 | 0 | 0 | 0 | 0 | | | | | | | | | | | |
| Antonio Alfonseca, R | | | | | | | | | | 0 | 0 | 0 | 0 | 0 | 0 | 0 | | | | | | | | | | | |
| 27 Chris Coste, R OBP: 0.378, SLG: 0.512 | | | | | | | | | | 1 | 0 | 1 | 2 | 0 | 0 | 0 | | | | | | | | | | | |
| Jose Mesa, R ERA: 3.72 | | | | | | | | | | 0 | 0 | 0 | 0 | 0 | 0 | 0 | | | | | | | | | | | |
| Inning Stats | R: 1 E: 0 K: 1 S: 10 | H: 2 LOB: 1 BB: 0 P: 14 | R: 0 E: 0 K: 3 S: 17 | H: 1 LOB: 2 BB: 1 P: 28 | R: 1 E: 0 K: 2 S: 18 | H: 2 LOB: 3 BB: 2 P: 31 | R: 0 E: 0 K: 0 S: 6 | H: 0 LOB: 0 BB: 0 P: 14 | R: 1 E: 0 K: 0 S: 6 | H: 1 LOB: 0 BB: 0 P: 8 | R: 0 E: 0 K: 1 S: 8 | H: 0 LOB: 0 BB: 0 P: 12 | R: 0 E: 0 K: 0 S: 6 | H: 1 LOB: 0 BB: 0 P: 7 | R: 2 E: 0 K: 3 S: 15 | H: 1 LOB: 2 BB: 2 P: 31 | 1B: 4 2B: 3 3B: 1 HR: 0 | SF: 1 SAC: 0 DP: 2 HBP: 2 | WP: 1 PB: 0 SB: 1 CS: 0 | PA: 37 | | | | | | | |
| PITCHER | IP | WLS | BF | H | R | ER | SO | BB | IBB | HBP | BLK | WP | HR | S | P | ERA | WHIP | | | | | | | | | | |
| 45 Ian Snell, R ERA: 3.86 | 6.0 | L | 27 | 6 | 3 | 3 | 7 | 3 | 0 | 1 | 0 | 0 | 0 | 65 | 107 | 4.50 | 1.500 | | | | | | | | | | |
| Damaso Marte, L ERA: 1.39 | 1.1 | | 4 | 1 | 0 | 0 | 1 | 0 | 0 | 0 | 0 | 0 | 0 | 9 | 12 | 0.00 | 0.750 | | | | | | | | | | |
| Shawn Chacon, R ERA: 3.72 | 0.2 | | 6 | 1 | 2 | 2 | 2 | 1 | 1 | 1 | 0 | 0 | 0 | 12 | 26 | 27.00 | 3.000 | | | | | | | | | | |

| Batter | 1 | 2 | 3 | 4 | 5 | 6 | 7 | 8 | 9 | AB | R | H | RBI | BB | SO | LOB | TOP | | | | | |
|--|-------------------------------|----------------------------------|--------------------------------|-------------------------------------|-----------------------------------|----------------------------------|------------------------------|----------------------------------|------------------------------|----------------------------------|-------------------------------|----------------------------------|-------------------------------|----------------------------------|-------------------------------|----------------------------------|----------------------------------|------------------------------------|--|-------------------------------------|-----------------------------------|--------------------------|
| 19 Greg Dobbs, L (1.5) OBP: 0.329, SLG: 0.481 | | | | | | | | | | 5 | 1 | 1 | 0 | 0 | 0 | 3 | | | | | | |
| Tadahito Iguchi, R (1.4) OBP: 0.352, SLG: 0.400 | | | | | | | | | | 3 | 0 | 2 | 0 | 2 | 1 | 0 | | | | | | |
| 11 Jimmy Rollins, S (1.6) OBP: 0.341, SLG: 0.538 | | | | | | | | | | 5 | 0 | 1 | 1 | 0 | 1 | 3 | | | | | | |
| 6 Ryan Howard, L (1.3) OBP: 0.399, SLG: 0.597 | | | | | | | | | | 4 | 0 | 1 | 0 | 1 | 2 | 4 | | | | | | |
| Aaron Rowand, R (1.8) OBP: 0.389, SLG: 0.523 | | | | | | | | | | 5 | 0 | 0 | 0 | 0 | 1 | 6 | | | | | | |
| Pat Burrell, R (1.7) OBP: 0.418, SLG: 0.466 | | | | | | | | | | 4 | 2 | 2 | 1 | 0 | 1 | 0 | | | | | | |
| 27 Chris Coste, R (1.2) OBP: 0.367, SLG: 0.489 | | | | | | | | | | 4 | 0 | 1 | 0 | 0 | 1 | 0 | | | | | | |
| 29 Chris Roberson, S (1.9) OBP: 1.000, SLG: 1.000 | | | | | | | | | | 4 | 0 | 4 | 1 | 0 | 0 | 0 | | | | | | |
| 23 Adam Eaton, R (1.1) OBP: 0.245, SLG: 0.250 | | | | | | | | | | 3 | 0 | 0 | 0 | 0 | 2 | 4 | | | | | | |
| 56 Geoff Geary, R (6.1) OBP: 0.307, SLG: 0.301 | | | | | | | | | | 0 | 0 | 0 | 0 | 0 | 0 | 0 | | | | | | |
| Abraham Nunez, S (8.1) OBP: 0.307, SLG: 0.301 | | | | | | | | | | 1 | 0 | 0 | 0 | 0 | 1 | 1 | | | | | | |
| Jose Mesa, R (8.1) OBP: 0.307, SLG: 0.301 | | | | | | | | | | 0 | 0 | 0 | 0 | 0 | 0 | 0 | | | | | | |
| Inning Stats | R: 0 E: 0 K: 1 S: 13 | H: 0 LOB: 1 BB: 1 P: 23 | R: 1 E: 0 K: 1 S: 16 | H: 3 LOB: 2 BB: 0 P: 21 | R: 0 E: 0 K: 1 S: 11 | H: 0 LOB: 1 BB: 1 P: 19 | R: 0 E: 0 K: 0 S: 8 | H: 1 LOB: 1 BB: 0 P: 11 | R: 1 E: 0 K: 0 S: 8 | H: 2 LOB: 1 BB: 1 P: 14 | R: 1 E: 0 K: 1 S: 11 | H: 2 LOB: 1 BB: 0 P: 17 | R: 0 E: 0 K: 1 S: 15 | H: 1 LOB: 1 BB: 0 P: 21 | R: 0 E: 0 K: 2 S: 12 | H: 2 LOB: 2 BB: 0 P: 16 | 1B: 9 2B: 2 3B: 0 HR: 1 | SF: 0 SAC: 0 DP: 1 HBP: 0 | WP: 0 PA: 41 PB: 0 SB: 2 CS: 0 | | | |
| PITCHER | IP: 6.0 ERA: 4.22 | WLS: 0 BF: 28 | H: 8 R: 3 ER: 3 SO: 4 | BB: 2 IBB: 1 HBP: 0 BLK: 0 | WP: 0 HR: 1 S: 67 P: 105 | ERA: 4.50 WHIP: 1.667 | PITCHER | | | | | | | | | | IP: 6.0 ERA: 4.22 | WLS: 0 BF: 28 | H: 8 R: 3 ER: 3 SO: 4 | BB: 2 IBB: 1 HBP: 0 BLK: 0 | WP: 0 HR: 1 S: 67 P: 105 | ERA: 4.50 WHIP: 1.667 |
| 13 Will Ohman, L (7.1) ERA: 3.92 | 0.2 | H: 3 R: 1 ER: 0 SO: 1 | 0 | 0 | 0 | 0 | 0 | 0 | 9 | 13 | 0.00 | 1.500 | | | | | | | | | | |
| 49 Carlos Marmol, R (7.1) ERA: 1.63 | 1.1 | H: 5 R: 1 ER: 0 SO: 3 | 0 | 0 | 0 | 0 | 0 | 0 | 17 | 23 | 0.00 | 0.750 | | | | | | | | | | |
| Bob Howry, R (9.1) ERA: 4.18 | 1.0 | H: 5 R: 2 ER: 0 SO: 2 | 0 | 0 | 0 | 0 | 0 | 0 | 12 | 16 | 0.00 | 2.000 | | | | | | | | | | |

Philadelphia Phillies @ Chicago Cubs
Wrigley Field, Chicago, IL
Tue Jul 31 2007, 7:05 PM CDT
Att: 40,495 - Clear - 79 F

| | |
|-----|----|
| AB | 38 |
| R | 3 |
| H | 12 |
| RBI | 3 |
| BB | 3 |
| SO | 10 |
| LOB | 21 |



| Batter | 1 | 2 | 3 | 4 | 5 | 6 | 7 | 8 | 9 | AB | R | H | RBI | BB | SO | LOB | BOTTOM | | | | | |
|---|-------------------------------|----------------------------------|--------------------------------|-------------------------------------|----------------------------------|----------------------------------|------------------------------|----------------------------------|-------------------------------|----------------------------------|-------------------------------|----------------------------------|------------------------------|----------------------------------|----------------------------------|------------------------------------|--|------------------|--------------------------------|-------------------------------------|----------------------------------|---------------------------|
| 12 Alfonso Soriano, R (1.7) OBP: 0.336, SLG: 0.518 | | | | | | | | | | 5 | 1 | 2 | 0 | 0 | 2 | 1 | | | | | | |
| 2 Ryan Theriot, R (1.6) OBP: 0.351, SLG: 0.370 | | | | | | | | | | 3 | 1 | 1 | 0 | 1 | 0 | 1 | | | | | | |
| 25 Derrek Lee, R (1.3) OBP: 0.412, SLG: 0.501 | | | | | | | | | | 4 | 1 | 0 | 1 | 1 | 0 | 5 | | | | | | |
| 16 Aramis Ramirez, R (1.5) OBP: 0.359, SLG: 0.548 | | | | | | | | | | 4 | 0 | 1 | 1 | 0 | 0 | 4 | | | | | | |
| 15 Cliff Floyd, L (1.9) OBP: 0.359, SLG: 0.396 | | | | | | | | | | 3 | 1 | 1 | 0 | 1 | 0 | 1 | | | | | | |
| 29 Angel Pagán, S (7.1) OBP: 0.322, SLG: 0.460 | | | | | | | | | | 0 | 1 | 0 | 0 | 0 | 0 | 0 | | | | | | |
| Mark DeRosa, R (1.4) OBP: 0.388, SLG: 0.432 | | | | | | | | | | 2 | 1 | 1 | 0 | 2 | 0 | 0 | | | | | | |
| Jacque Jones, L (1.8) OBP: 0.307, SLG: 0.336 | | | | | | | | | | 4 | 1 | 1 | 1 | 0 | 1 | 5 | | | | | | |
| Jason Kendall, R (1.2) OBP: 0.267, SLG: 0.279 | | | | | | | | | | 3 | 0 | 1 | 2 | 0 | 1 | 0 | | | | | | |
| Jason Marquis, L (1.1) OBP: 0.184, SLG: 0.271 | | | | | | | | | | 2 | 0 | 1 | 0 | 0 | 0 | 0 | | | | | | |
| 17 Mike Fontenot, L (6.1) OBP: 0.350, SLG: 0.464 | | | | | | | | | | 1 | 0 | 1 | 1 | 0 | 0 | 0 | | | | | | |
| 13 Will Ohman, L (7.1) ERA: 5.53 | | | | | | | | | | 0 | 0 | 0 | 0 | 0 | 0 | 0 | | | | | | |
| 49 Carlos Marmol, R (7.1) ERA: 5.53 | | | | | | | | | | 1 | 0 | 0 | 0 | 0 | 1 | 2 | | | | | | |
| Bob Howry, L (9.1) ERA: 6.15 | | | | | | | | | | 0 | 0 | 0 | 0 | 0 | 0 | 0 | | | | | | |
| Inning Stats | R: 2 E: 1 K: 0 S: 12 | H: 2 LOB: 2 BB: 1 P: 23 | R: 0 E: 0 K: 2 S: 9 | H: 0 LOB: 0 BB: 0 P: 14 | R: 0 E: 0 K: 0 S: 7 | H: 0 LOB: 0 BB: 0 P: 11 | R: 0 E: 0 K: 0 S: 9 | H: 2 LOB: 3 BB: 1 P: 14 | R: 3 E: 1 K: 1 S: 13 | H: 4 LOB: 1 BB: 0 P: 21 | R: 2 E: 0 K: 2 S: 14 | H: 1 LOB: 2 BB: 3 P: 27 | R: 0 E: 1 K: 0 S: 7 | H: 1 LOB: 0 BB: 0 P: 10 | 1B: 8 2B: 3 3B: 0 HR: 0 | SF: 0 SAC: 2 DP: 1 HBP: 0 | WP: 0 PA: 39 PB: 0 SB: 0 CS: 0 | | | | | |
| PITCHER | IP: 5.1 ERA: 5.87 | WLS: 1 BF: 27 | H: 5 R: 2 ER: 2 SO: 3 | BB: 2 IBB: 1 HBP: 0 BLK: 0 | WP: 0 HR: 0 S: 18 P: 34 | ERA: 10.80 WHIP: 1.800 | PITCHER | | | | | | | | | | IP: 5.1 ERA: 5.87 | WLS: 1 BF: 27 | H: 5 R: 2 ER: 2 SO: 3 | BB: 2 IBB: 1 HBP: 0 BLK: 0 | WP: 0 HR: 0 S: 18 P: 34 | ERA: 10.80 WHIP: 1.800 |
| 56 Geoff Geary, R (6.1) ERA: 5.53 | 1.2 | H: 9 R: 2 ER: 2 SO: 3 | 2 | 1 | 0 | 0 | 0 | 0 | 18 | 34 | 10.80 | 1.800 | | | | | | | | | | |
| Jose Mesa, R (8.1) ERA: 6.15 | 1.0 | H: 3 R: 1 ER: 0 SO: 2 | 0 | 0 | 0 | 0 | 0 | 0 | 7 | 10 | 0.00 | 1.000 | | | | | | | | | | |

Philadelphia Phillies @ Chicago Cubs
Wrigley Field, Chicago, IL
Tue Jul 31 2007, 7:05 PM CDT
Att: 40,495 - Clear - 79 F

| | |
|-----|----|
| AB | 32 |
| R | 7 |
| H | 10 |
| RBI | 6 |
| BB | 5 |
| SO | 5 |
| LOB | 19 |



| Batter | 1 | 2 | 3 | 4 | 5 | 6 | 7 | 8 | 9 | AB | R | H | RBI | BB | SO | LOB | TOP | | | | | |
|---|-------------------------------|----------------------------------|-------------------------------|----------------------------------|-------------------------------|----------------------------------|-------------------------------|----------------------------------|-------------------------------|----------------------------------|-------------------------------|----------------------------------|-------------------------------|----------------------------------|-------------------------------|----------------------------------|----------------------------------|------------------------------------|----------------------------------|------------------------------------|----------------------------------|--------|
| 29 Chris Roberson, S OBP: 0.444, SLG: 0.444 | E1 1B WP | F9 | G6-3 | | | K | | G1-3 | | 5 | 1 | 0 | 0 | 0 | 1 | 3 | | | | | | |
| Tadahito Iguchi, R OBP: 0.353, SLG: 0.403 | WP 11 HBP 2-3 1B | K | | | | K | | F8 | | 5 | 1 | 2 | 0 | 0 | 2 | 1 | | | | | | |
| 11 Jimmy Rollins, S OBP: 0.345, SLG: 0.539 | | | P6 | | | | | | | 3 | 1 | 2 | 1 | 1 | 0 | 0 | | | | | | |
| 6 Ryan Howard, L OBP: 0.397, SLG: 0.594 | K | | K | | | K | | K | | 5 | 0 | 1 | 1 | 0 | 4 | 5 | | | | | | |
| Aaron Rowand, R OBP: 0.389, SLG: 0.528 | K | | F9 | | | HR | | F9 | | 4 | 1 | 1 | 1 | 1 | 1 | 3 | | | | | | |
| Pat Burrell, R OBP: 0.423, SLG: 0.470 39 Brett Myers, R | | | | | | | | | | 2 | 0 | 1 | 0 | 3 | 1 | 0 | | | | | | |
| 51 Carlos Ruiz, R OBP: 0.316, SLG: 0.372 | P3 | | L7 | | | | | G5-4-3 | | 4 | 0 | 0 | 0 | 1 | 0 | 8 | | | | | | |
| Abraham Nunez, S OBP: 0.316, SLG: 0.307 | | | | | | | | G4-3 | | 3 | 0 | 2 | 0 | 1 | 0 | 0 | | | | | | |
| Jamie Moyer, L OBP: 0.105, SLG: 0.152 Antonio Alfonseca, R Jose Mesa, R 19 Greg Dobbs, L 16 J.C. Romero, S 28 Ryan Werth, R OBP: 0.333, SLG: 0.333 | | | FC5-6 1B | | | | | K | | 2 | 0 | 0 | 0 | 0 | 0 | 3 | | | | | | |
| Inning Stats | R: 1 E: 1 K: 2 S: 17 | H: 1 LOB: 3 BB: 1 P: 27 | R: 0 E: 0 K: 1 S: 12 | H: 1 LOB: 1 BB: 0 P: 14 | R: 0 E: 0 K: 1 S: 9 | H: 0 LOB: 0 BB: 0 P: 13 | R: 0 E: 0 K: 0 S: 10 | H: 2 LOB: 2 BB: 0 P: 15 | R: 3 E: 0 K: 1 S: 16 | H: 4 LOB: 2 BB: 2 P: 30 | R: 0 E: 0 K: 3 S: 11 | H: 0 LOB: 0 BB: 1 P: 18 | R: 0 E: 0 K: 0 S: 5 | H: 0 LOB: 0 BB: 1 P: 9 | R: 0 E: 0 K: 1 S: 10 | H: 1 LOB: 3 BB: 2 P: 32 | 1B: 5 2B: 3 3B: 0 HR: 1 | SF: 0 SAC: 1 DP: 1 HBP: 1 | WP: 1 PB: 0 SB: 3 CS: 0 | PA: 43 | | |
| PITCHER | IP | WLS | BF | H | R | ER | SO | BB | IBB | HBP | BLK | WP | HR | S | P | ERA | WHIP | | | | | |
| 53 Rich Hill, L ERA: 3.87 | 4.2 | | 26 | 8 | 4 | 3 | 5 | 3 | 0 | 1 | 0 | 1 | 1 | 61 | 95 | 5.79 | 2.357 | | | | | |
| 47 Scott Eyre, L ERA: 5.71 | 1.1 | | 5 | 0 | 0 | 0 | 3 | 1 | 0 | 0 | 0 | 0 | 0 | 14 | 22 | 0.00 | 0.750 | | | | | |
| 49 Carlos Marmol, R ERA: 1.59 | 1.0 | | 3 | 0 | 0 | 0 | 0 | 1 | 0 | 0 | 0 | 0 | 0 | 5 | 9 | 0.00 | 1.000 | | | | | |
| Bob Howry, R ERA: 4.1 | 1.0 | W | 6 | 1 | 0 | 0 | 1 | 2 | 0 | 0 | 0 | 0 | 0 | 18 | 32 | 0.00 | 3.000 | | | | | |
| 46 Ryan Dempster, R ERA: 2.95 | | | | | | | | | | | | | | | | | | | | | | |
| Batter | 1 | 2 | 3 | 4 | 5 | 6 | 7 | 8 | 9 | AB | R | H | RBI | BB | SO | LOB | BOTTOM | | | | | |
| 12 Alfonso Soriano, R OBP: 0.338, SLG: 0.517 | G5-3 | | | | | F8 | | | | 4 | 0 | 2 | 0 | 1 | 0 | 0 | | | | | | |
| 17 Mike Fontenot, L OBP: 0.347, SLG: 0.455 2 Ryan Theriot, R OBP: 0.353, SLG: 0.370 | L9 | G4-6-3 | | | | K | | | | 3 | 0 | 0 | 0 | 1 | 1 | 2 | | | | | | |
| 25 Derrek Lee, R OBP: 0.414, SLG: 0.507 | 19 1B 2B | | | | | K | | | | 4 | 2 | 2 | 0 | 1 | 2 | 2 | | | | | | |
| Mark DeRosa, R OBP: 0.369, SLG: 0.433 | 19 1B BB | | | | | K | | | | 4 | 0 | 1 | 0 | 1 | 2 | 4 | | | | | | |
| 19 Matt Murton, R OBP: 0.336, SLG: 0.339 | | | | | | F8 | | | | 4 | 1 | 2 | 1 | 1 | 1 | 2 | | | | | | |
| 5 Ronny Cedeno, R OBP: 0.178, SLG: 0.310 | L4 | | | | | K | | | | 4 | 1 | 1 | 1 | 1 | 2 | 4 | | | | | | |
| Jacque Jones, L OBP: 0.309, SLG: 0.338 | | | | | | L8 | | | | 4 | 0 | 1 | 1 | 1 | 0 | 2 | | | | | | |
| Jason Kendall, R OBP: 0.269, SLG: 0.281 | | | | | | | | | | 4 | 1 | 1 | 0 | 1 | 1 | 3 | | | | | | |
| 53 Rich Hill, L ERA: 3.87 47 Scott Eyre, L ERA: 5.71 29 Angel Pagan, S 49 Carlos Marmol, R Bob Howry, L 16 Aramis Ramirez, R 46 Ryan Dempster, R 15 Cliff Floyd, L OBP: 0.356, SLG: 0.396 | | | | | | | | | | 2 | 0 | 1 | 1 | 0 | 1 | 2 | | | | | | |
| Inning Stats | R: 1 E: 0 K: 0 S: 11 | H: 2 LOB: 2 BB: 1 P: 19 | R: 1 E: 0 K: 0 S: 10 | H: 3 LOB: 1 BB: 0 P: 13 | R: 2 E: 0 K: 2 S: 22 | H: 3 LOB: 2 BB: 1 P: 38 | R: 0 E: 0 K: 2 S: 11 | H: 0 LOB: 0 BB: 0 P: 19 | R: 0 E: 0 K: 2 S: 8 | H: 1 LOB: 1 BB: 0 P: 11 | R: 0 E: 0 K: 2 S: 12 | H: 1 LOB: 2 BB: 1 P: 20 | R: 0 E: 0 K: 2 S: 14 | H: 0 LOB: 1 BB: 1 P: 24 | R: 0 E: 0 K: 0 S: 13 | H: 0 LOB: 3 BB: 3 P: 29 | R: 1 E: 0 K: 1 S: 8 | H: 1 LOB: 2 BB: 2 P: 17 | 1B: 5 2B: 6 3B: 0 HR: 0 | SF: 0 SAC: 0 DP: 1 HBP: 0 | WP: 2 PB: 0 SB: 3 CS: 0 | PA: 45 |
| PITCHER | IP | WLS | BF | H | R | ER | SO | BB | IBB | HBP | BLK | WP | HR | S | P | ERA | WHIP | | | | | |
| Jamie Moyer, L ERA: 4.84 | 5.0 | | 25 | 9 | 4 | 4 | 6 | 1 | 1 | 0 | 0 | 0 | 0 | 12 | 20 | 0.00 | 2.000 | | | | | |
| Antonio Alfonseca, R ERA: 4.12 | 1.0 | | 5 | 1 | 0 | 0 | 2 | 1 | 0 | 0 | 0 | 0 | 0 | 14 | 24 | 0.00 | 1.000 | | | | | |
| Jose Mesa, R ERA: 5.97 | 1.0 | | 4 | 0 | 0 | 0 | 2 | 1 | 0 | 0 | 0 | 0 | 0 | 13 | 29 | 0.00 | 3.000 | | | | | |
| 16 J.C. Romero, L ERA: 2.51 | 1.0 | | 6 | 0 | 0 | 0 | 0 | 3 | 0 | 0 | 0 | 0 | 0 | 13 | 24 | 0.00 | 3.000 | | | | | |
| 39 Brett Myers, R ERA: 5.4 | 0.1 | L | 5 | 1 | 1 | 1 | 1 | 1 | 1 | 0 | 0 | 2 | 0 | 8 | 17 | 27.00 | 6.000 | | | | | |

Philadelphia Phillies @ Chicago Cubs
Wrigley Field, Chicago, IL
Wed Aug 01 2007, 7:05 PM CDT
Att. 40,558 - Clear - 81 F

| | |
|-----|----|
| AB | 34 |
| R | 4 |
| H | 9 |
| RBI | 3 |
| BB | 7 |
| SO | 10 |
| LOB | 23 |



Philadelphia Phillies @ Chicago Cubs
Wrigley Field, Chicago, IL
Wed Aug 01 2007, 7:05 PM CDT
Att. 40,558 - Clear - 81 F

| | |
|-----|----|
| AB | 36 |
| R | 5 |
| H | 11 |
| RBI | 4 |
| BB | 9 |
| SO | 11 |
| LOB | 23 |



| Batter | 1 | 2 | 3 | 4 | 5 | 6 | 7 | 8 | 9 | AB | R | H | RBI | BB | SO | LOB | TOP | | | |
|--|---|----------------------------------|-------------------------------|----------------------------------|-------------------------------|----------------------------------|------------------------------|----------------------------------|-------------------------------|----------------------------------|-------------------------------|----------------------------------|-------------------------------|----------------------------------|-------------------------------|----------------------------------|---|--------------------------|----------------------------------|--------|
| 28 Jayson Werth, R OBP: 0.343, SLG: 0.385 | G6-3 | 1-2 2-3 3-H | 2B | L7 | | | | G5-3 | 2B | 6 | 0 | 3 | 4 | 0 | 0 | 1 | Philadelphia Phillies @ Chicago Cubs Wrigley Field, Chicago, IL Thu Aug 02 2007, 1:20 PM CDT Att: 40,988 - Sunny - 87 F | | | |
| Tadahito Iguchi, R OBP: 0.352, SLG: 0.399 | F7 | SF7 | BB | | F9 | | | G4-3 | K | 3 | 0 | 0 | 1 | 2 | 1 | 1 | | | | |
| 11 Jimmy Rollins, S OBP: 0.345, SLG: 0.538 | F9 | F9 | L8 | | | | | G4-3 | F8 | 5 | 1 | 1 | 0 | 1 | 0 | 6 | | | | |
| 6 Ryan Howard, L OBP: 0.397, SLG: 0.590 | P5 | | | K | | | | | | 4 | 0 | 1 | 1 | 1 | 2 | 3 | | | | |
| Aaron Rowand, R OBP: 0.385, SLG: 0.521 | K | | K | P4 | | | | | | 5 | 0 | 0 | 0 | 0 | 4 | 4 | | | | |
| Pat Burrell, R OBP: 0.426, SLG: 0.484 | | | | L7 | | | | | | 4 | 2 | 3 | 1 | 0 | 0 | 0 | | | | |
| 29 Chris Roberson, S OBP: 0.500, SLG: 0.500 | | HR | 2B | | | | | | 27 1B | 1 | 1 | 1 | 0 | 0 | 0 | 0 | | | | |
| Wes Helms, R OBP: 0.312, SLG: 0.372 | | 27 1B | 2B | | P3 | | | | B1 | 4 | 2 | 2 | 0 | 0 | 0 | 1 | | | | |
| Abraham Nunez, S OBP: 0.314, SLG: 0.305 | | 28 1B | 2B | | F8 | | | | | 1 | 0 | 0 | 0 | 0 | 0 | 1 | | | | |
| 27 Chris Coste, R OBP: 0.389, SLG: 0.500 | | 28 1B | 2B | E6 | | | | | | 5 | 3 | 3 | 1 | 0 | 1 | 1 | | | | |
| Kyle Lohse, R ERA: 3.0 | | 28 1B | 1B | 58 SH3-4 | | | | | 51 2B | 8 | 0 | 0 | 0 | 0 | 0 | 0 | | | | |
| 23 Adam Eaton, R ERA: 3.0 | | 11 F9 | BB | 28 2B | | | | | 28 2B | 0 | 0 | 0 | 0 | 0 | 0 | 0 | | | | |
| 86 J.D. Durbin, R ERA: 6.55 | | | | | | | | | | 0 | 0 | 0 | 0 | 0 | 0 | 0 | | | | |
| 2 Paul Byrd, R ERA: 5.53 | | | | | | | | | | 0 | 0 | 0 | 0 | 0 | 0 | 0 | | | | |
| 56 Geoff Geary, R ERA: 5.53 | | | | | | | | | | 0 | 0 | 0 | 0 | 0 | 0 | 0 | | | | |
| 16 J.C. Romero, L ERA: 2.4 | | | | | | | | | | 0 | 0 | 0 | 0 | 0 | 0 | 0 | | | | |
| 45 Tom Gordon, R ERA: 3.77 | | | | | | | | | | 0 | 0 | 0 | 0 | 0 | 0 | 0 | | | | |
| 41 Carlos Ruiz, R ERA: 3.0 | | | | | | | | | | 0 | 0 | 0 | 0 | 0 | 0 | 0 | | | | |
| 29 Drew Naylor, R ERA: 3.0 | | | | | | | | | | 0 | 0 | 0 | 0 | 0 | 0 | 0 | | | | |
| Inning Stats | R: 1 E: 0 K: 1 S: 15 | H: 2 LOB: 3 BB: 0 P: 19 | R: 3 E: 0 K: 0 S: 15 | H: 4 LOB: 2 BB: 1 P: 30 | R: 3 E: 1 K: 1 S: 17 | H: 4 LOB: 2 BB: 1 P: 27 | R: 0 E: 0 K: 1 S: 9 | H: 0 LOB: 0 BB: 0 P: 13 | R: 0 E: 0 K: 2 S: 14 | H: 1 LOB: 1 BB: 0 P: 20 | R: 0 E: 0 K: 2 S: 14 | H: 0 LOB: 2 BB: 1 P: 23 | R: 0 E: 0 K: 1 S: 13 | H: 0 LOB: 2 BB: 2 P: 22 | R: 3 E: 0 K: 1 S: 15 | H: 4 LOB: 1 BB: 0 P: 22 | 1B: 9 2B: 6 3B: 0 HR: 1 | SF: 1 DP: 0 HBP: 0 | WP: 0 PB: 0 SB: 1 CS: 0 | PA: 48 |
| PITCHER | IP WLS BF H R ER SO BB IBB HBP BLK WP HR S P ERA WHIP | | | | | | | | | | | | | | | | | | | |
| 45 Sean Marshall, L ERA: 3.86 | 2.2 L 18 9 7 7 2 1 0 0 0 0 0 1 43 66 23.62 3.750 | | | | | | | | | | | | | | | | | | | |
| 57 Rocky Cherry, R ERA: 3.0 | 3.1 10 2 0 0 2 1 0 0 0 0 0 0 26 43 0.00 1.286 | | | | | | | | | | | | | | | | | | | |
| 47 Scott Eyre, L ERA: 5.55 | 6.1 4 0 0 0 2 1 0 0 0 0 0 0 14 23 0.00 1.000 | | | | | | | | | | | | | | | | | | | |
| 43 Michael Wuertz, R ERA: 3.38 | 7.1 9 1 0 0 1 1 1 0 0 0 0 0 22 33 0.00 1.000 | | | | | | | | | | | | | | | | | | | |
| 13 Will Ohman, L ERA: 4.55 | 9.1 7 4 3 3 1 0 0 0 0 0 0 0 15 22 27.00 4.000 | | | | | | | | | | | | | | | | | | | |

| Batter | 1 | 2 | 3 | 4 | 5 | 6 | 7 | 8 | 9 | AB | R | H | RBI | BB | SO | LOB | BOTTOM | | | | | |
|---|---|----------------------------------|------------------------------|----------------------------------|-------------------------------|----------------------------------|-------------------------------|----------------------------------|-------------------------------|----------------------------------|------------------------------|----------------------------------|------------------------------|----------------------------------|-------------------------------|----------------------------------|---|----------------------------------|----------------------------------|--------------------------|----------------------------------|--------|
| 12 Alfonso Soriano, R OBP: 0.341, SLG: 0.521 | F7 | | | 25 2B | P3 | | | 2 1B | | 5 | 2 | 3 | 0 | 0 | 0 | 2 | Philadelphia Phillies @ Chicago Cubs Wrigley Field, Chicago, IL Thu Aug 02 2007, 1:20 PM CDT Att: 40,988 - Sunny - 87 F | | | | | |
| 2 Ryan Theriot, R OBP: 0.354, SLG: 0.370 | G4-3 | G5-3 | G5-3 | F8 | | | | 25 FC5-4 | | 5 | 0 | 2 | 1 | 0 | 0 | 2 | | | | | | |
| 25 Derrek Lee, R OBP: 0.416, SLG: 0.512 | HBP | 15 1B | 17 2B | | G6-4-3 | | | FC5-4 | | 4 | 2 | 2 | 1 | 1 | 0 | 2 | | | | | | |
| 16 Aramis Ramirez, R OBP: 0.361, SLG: 0.548 | 17 BB | 15 HBP | | K | G1-3 | | | | | 3 | 0 | 1 | 0 | 1 | 1 | 2 | | | | | | |
| 15 Cliff Floyd, L OBP: 0.362, SLG: 0.395 | | | | | G6-3 | | | | | 3 | 1 | 1 | 0 | 0 | 0 | 1 | | | | | | |
| 43 Michael Wuertz, R OBP: 0.368, SLG: 0.431 | | | | | G6-3 | | | | | 0 | 0 | 0 | 0 | 0 | 0 | 0 | | | | | | |
| Mark DeRosa, R OBP: 0.368, SLG: 0.431 | | | | | G6-3 | | | | | 1 | 0 | 0 | 0 | 0 | 0 | 2 | | | | | | |
| 13 Will Ohman, L OBP: 0.368, SLG: 0.431 | | | | | G6-3 | | | | | 0 | 0 | 0 | 0 | 0 | 0 | 0 | | | | | | |
| 17 Mike Fontenot, L OBP: 0.380, SLG: 0.462 | | | | | G6-3 | | | | | 2 | 1 | 1 | 2 | 3 | 1 | 0 | | | | | | |
| Jacque Jones, L OBP: 0.310, SLG: 0.339 | L1-3 | | | | FC3-6 | | | | | 5 | 0 | 2 | 1 | 0 | 0 | 4 | | | | | | |
| Koyie Hill, S OBP: 0.221, SLG: 0.271 | | | | | FC3-6 | | | | | 5 | 0 | 0 | 0 | 0 | 0 | 4 | | | | | | |
| 45 Sean Marshall, L OBP: 0.095, SLG: 0.100 | | | | | G3-1 | | | | | 1 | 0 | 0 | 0 | 0 | 0 | 0 | | | | | | |
| 57 Rocky Cherry, R ERA: 4.61 | | | | | G3-1 | | | | | 1 | 0 | 0 | 0 | 0 | 0 | 0 | | | | | | |
| 19 Matt Murton, R OBP: 0.340, SLG: 0.344 | | | | | G3-1 | | | | | 1 | 0 | 1 | 1 | 0 | 0 | 0 | | | | | | |
| 47 Scott Eyre, L ERA: 5.55 | | | | | G3-1 | | | | | 0 | 0 | 0 | 0 | 0 | 0 | 0 | | | | | | |
| 29 Angel Pagán, S OBP: 0.318, SLG: 0.453 | | | | | G3-1 | | | | | 1 | 0 | 0 | 0 | 0 | 1 | 0 | | | | | | |
| Inning Stats | R: 1 E: 0 K: 0 S: 15 | H: 2 LOB: 3 BB: 1 P: 29 | R: 0 E: 0 K: 0 S: 9 | H: 0 LOB: 0 BB: 0 P: 15 | R: 2 E: 0 K: 1 S: 20 | H: 3 LOB: 2 BB: 1 P: 27 | R: 1 E: 0 K: 0 S: 13 | H: 2 LOB: 1 BB: 0 P: 20 | R: 1 E: 0 K: 0 S: 11 | H: 2 LOB: 1 BB: 1 P: 16 | R: 0 E: 0 K: 0 S: 8 | H: 2 LOB: 1 BB: 0 P: 11 | R: 0 E: 0 K: 0 S: 5 | H: 0 LOB: 0 BB: 1 P: 10 | R: 1 E: 0 K: 1 S: 17 | H: 2 LOB: 2 BB: 1 P: 28 | R: 0 E: 0 K: 1 S: 7 | H: 0 LOB: 0 BB: 0 P: 12 | 1B: 8 2B: 5 3B: 0 HR: 0 | SF: 0 DP: 2 HBP: 2 | WP: 0 PB: 0 SB: 0 CS: 1 | PA: 44 |
| PITCHER | IP WLS BF H R ER SO BB IBB HBP BLK WP HR S P ERA WHIP | | | | | | | | | | | | | | | | | | | | | |
| Kyle Lohse, R ERA: 4.61 | 1.0 W 15 5 3 3 1 1 0 0 0 0 0 0 42 62 9.00 2.000 | | | | | | | | | | | | | | | | | | | | | |
| 56 J.D. Durbin, R ERA: 6.55 | 1.2 H 9 4 1 1 0 1 0 0 0 0 0 0 17 24 5.40 3.000 | | | | | | | | | | | | | | | | | | | | | |
| 16 J.C. Romero, L ERA: 2.4 | 1.1 H 4 0 0 0 0 1 0 0 0 0 0 0 7 13 0.00 0.750 | | | | | | | | | | | | | | | | | | | | | |
| 45 Tom Gordon, R ERA: 3.77 | 1.0 H 6 2 1 1 1 1 0 0 0 0 0 0 17 28 9.00 3.000 | | | | | | | | | | | | | | | | | | | | | |
| 39 Brett Myers, R ERA: 5.26 | 1.0 3 0 0 0 0 0 0 0 0 0 0 0 0 0 0 0 0.00 0.000 | | | | | | | | | | | | | | | | | | | | | |

| | |
|-----|----|
| AB | 41 |
| R | 10 |
| H | 16 |
| RBI | 9 |
| BB | 5 |
| SO | 8 |
| LOB | 19 |



| | |
|-----|----|
| AB | 37 |
| R | 6 |
| H | 13 |
| RBI | 6 |
| BB | 5 |
| SO | 3 |
| LOB | 19 |



| Batter | 1 | 2 | 3 | 4 | 5 | 6 | 7 | 8 | 9 | AB | R | H | RBI | BB | SO | LOB | TOP | | | | | |
|---|---|----------------------------------|------------------------------|----------------------------------|-------------------------------|----------------------------------|------------------------------|----------------------------------|------------------------------|---------------------------------|-------------------------------|----------------------------------|------------------------------|----------------------------------|-------------------------------|----------------------------------|--|----------------------------------|----------------------------------|------------------------------------|----------------------------------|--------|
| 28 Jayson Werth, R OBP: 0.339, SLG: 0.372 | | | | | | | | | | 3 | 0 | 0 | 0 | 1 | 2 | 1 | Philadelphia Phillies @ Milwaukee Brewers Miller Park, Milwaukee, WI Fri Aug 03 2007, 7:05 PM CDT Att: 39,483 - Clear - 79 F | | | | | |
| Tadahito Iguchi, R OBP: 0.351, SLG: 0.398 | | | | | | | | | | 4 | 0 | 1 | 0 | 0 | 1 | 1 | | | | | | |
| 11 Jimmy Rollins, S OBP: 0.344, SLG: 0.535 | | | | | | | | | | 4 | 0 | 1 | 0 | 0 | 1 | 2 | | | | | | |
| 6 Ryan Howard, L OBP: 0.396, SLG: 0.584 | | | | | | | | | | 3 | 0 | 0 | 0 | 1 | 3 | 1 | | | | | | |
| Aaron Rowand, R OBP: 0.311, SLG: 0.516 | | | | | | | | | | 4 | 0 | 0 | 0 | 0 | 1 | 1 | | | | | | |
| Pat Burrell, R OBP: 0.426, SLG: 0.493 | | | | | | | | | | 3 | 1 | 1 | 1 | 0 | 1 | 0 | | | | | | |
| 19 Greg Dobbs, L OBP: 0.325, SLG: 0.474 | | | | | | | | | | 2 | 0 | 0 | 0 | 0 | 1 | 0 | | | | | | |
| Abraham Nunez, S OBP: 0.313, SLG: 0.304 | | | | | | | | | | 1 | 0 | 0 | 0 | 0 | 0 | 0 | | | | | | |
| 27 Chris Coste, R OBP: 0.368, SLG: 0.473 | | | | | | | | | | 3 | 0 | 0 | 0 | 0 | 1 | 0 | | | | | | |
| 38 Kyle Kendrick, R OBP: 0.240, SLG: 0.182 | | | | | | | | | | 2 | 0 | 1 | 0 | 0 | 1 | 0 | | | | | | |
| Wes Helms, R OBP: 0.311, SLG: 0.371 | | | | | | | | | | 1 | 0 | 0 | 0 | 0 | 0 | 0 | | | | | | |
| 16 J.C. Romero, S OBP: 0.313, SLG: 0.304 | | | | | | | | | | 0 | 0 | 0 | 0 | 0 | 0 | 0 | | | | | | |
| Inning Stats | R: 0 E: 0 K: 2 S: 11 | H: 1 LOB: 1 BB: 0 P: 19 | R: 0 E: 0 K: 1 S: 7 | H: 0 LOB: 0 BB: 0 P: 12 | R: 0 E: 0 K: 2 S: 10 | H: 0 LOB: 0 BB: 0 P: 16 | R: 0 E: 0 K: 1 S: 6 | H: 0 LOB: 0 BB: 0 P: 11 | R: 0 E: 0 K: 1 S: 6 | H: 0 LOB: 0 BB: 0 P: 6 | R: 0 E: 0 K: 0 S: 13 | H: 2 LOB: 2 BB: 0 P: 17 | R: 1 E: 0 K: 0 S: 8 | H: 1 LOB: 0 BB: 1 P: 15 | R: 0 E: 0 K: 2 S: 12 | H: 0 LOB: 1 BB: 1 P: 18 | R: 0 E: 0 K: 3 S: 9 | H: 0 LOB: 0 BB: 0 P: 14 | 1B: 3 2B: 0 3B: 0 HR: 1 | SF: 0 SAC: 0 DP: 1 HBP: 0 | WP: 0 PB: 1 SB: 0 CS: 0 | PA: 32 |
| PITCHER | IP WLS BF H R ER SO BB IBB HBP BLK WP HR S P ERA WHIP | | | | | | | | | | | | | | | | | | | | | |
| 49 Yovani Gallardo, R ERA: 2.95 | (1, 1) 6.2 W 24 4 1 1 7 1 0 0 0 0 0 1 59 94 1.35 0.750 | | | | | | | | | | | | | | | | | | | | | |
| Brian Shouse, L ERA: 1.95 | (7, 1) 0.1 H 1 0 0 0 0 0 0 0 0 0 0 0 2 2 0.00 0.000 | | | | | | | | | | | | | | | | | | | | | |
| Derrick Turnbow, R ERA: 4.13 | (8, 1) 1.0 H 4 0 0 0 2 1 0 0 0 0 0 0 0 12 18 0.00 1.000 | | | | | | | | | | | | | | | | | | | | | |
| Francisco Cordero, R ERA: 3.22 | (9, 1) 1.0 S 3 0 0 0 3 0 0 0 0 0 0 0 0 9 14 0.00 0.000 | | | | | | | | | | | | | | | | | | | | | |

| | |
|-----|----|
| AB | 30 |
| R | 1 |
| H | 4 |
| RBI | 1 |
| BB | 2 |
| SO | 12 |
| LOB | 6 |



| Batter | 1 | 2 | 3 | 4 | 5 | 6 | 7 | 8 | 9 | AB | R | H | RBI | BB | SO | LOB | BOTTOM | | | |
|---|---|----------------------------------|------------------------------|----------------------------------|------------------------------|----------------------------------|-------------------------------|----------------------------------|-------------------------------|----------------------------------|-------------------------------|----------------------------------|------------------------------|---------------------------------|------------------------------|---------------------------------|--|------------------------------------|----------------------------------|--------|
| 1 Corey Hart, R OBP: 0.349, SLG: 0.515 | | | | | | | | | | 3 | 1 | 0 | 0 | 0 | 1 | 1 | Philadelphia Phillies @ Milwaukee Brewers Miller Park, Milwaukee, WI Fri Aug 03 2007, 7:05 PM CDT Att: 39,483 - Clear - 79 F | | | |
| 7 J.J. Hardy, R OBP: 0.327, SLG: 0.454 | | | | | | | | | | 4 | 0 | 1 | 0 | 0 | 0 | 1 | | | | |
| 8 Ryan Braun, R OBP: 0.390, SLG: 0.643 | | | | | | | | | | 4 | 0 | 2 | 1 | 0 | 0 | 1 | | | | |
| 28 Prince Fielder, L OBP: 0.379, SLG: 0.594 | | | | | | | | | | 3 | 0 | 2 | 1 | 0 | 0 | 2 | | | | |
| 2 Bill Hall, R OBP: 0.327, SLG: 0.427 | | | | | | | | | | 4 | 0 | 0 | 0 | 0 | 0 | 3 | | | | |
| Geoff Jenkins, L OBP: 0.334, SLG: 0.471 | | | | | | | | | | 4 | 0 | 0 | 0 | 0 | 1 | 1 | | | | |
| Johnny Estrada, S OBP: 0.309, SLG: 0.435 | | | | | | | | | | 3 | 0 | 2 | 0 | 0 | 0 | 1 | | | | |
| 9 Tony Graffanino, R OBP: 0.316, SLG: 0.393 | | | | | | | | | | 2 | 0 | 0 | 0 | 1 | 0 | 1 | | | | |
| 49 Yovani Gallardo, R OBP: 0.238, SLG: 0.250 | | | | | | | | | | 3 | 1 | 1 | 0 | 0 | 0 | 3 | | | | |
| Brian Shouse, L ERA: 1.95 | (7, 1) 0.1 H 1 0 0 0 0 0 0 0 0 0 0 0 2 2 0.00 0.000 | | | | | | | | | | | | | | | | | | | |
| Derrick Turnbow, R ERA: 4.13 | (8, 1) 1.0 H 4 0 0 0 2 1 0 0 0 0 0 0 0 12 18 0.00 1.000 | | | | | | | | | | | | | | | | | | | |
| Francisco Cordero, R ERA: 3.22 | (9, 1) 1.0 S 3 0 0 0 3 0 0 0 0 0 0 0 0 9 14 0.00 0.000 | | | | | | | | | | | | | | | | | | | |
| Inning Stats | R: 1 E: 0 K: 0 S: 8 | H: 1 LOB: 1 BB: 0 P: 14 | R: 0 E: 0 K: 0 S: 8 | H: 1 LOB: 0 BB: 0 P: 14 | R: 0 E: 0 K: 0 S: 9 | H: 0 LOB: 0 BB: 0 P: 13 | R: 0 E: 0 K: 0 S: 10 | H: 1 LOB: 0 BB: 0 P: 13 | R: 1 E: 0 K: 1 S: 19 | H: 3 LOB: 2 BB: 0 P: 26 | R: 0 E: 0 K: 1 S: 13 | H: 1 LOB: 1 BB: 1 P: 21 | R: 0 E: 0 K: 0 S: 4 | H: 1 LOB: 0 BB: 0 P: 5 | R: 0 E: 0 K: 0 S: 4 | H: 0 LOB: 0 BB: 0 P: 7 | 1B: 7 2B: 1 3B: 0 HR: 0 | SF: 0 SAC: 0 DP: 1 HBP: 2 | WP: 0 PB: 0 SB: 1 CS: 0 | PA: 33 |
| PITCHER | IP WLS BF H R ER SO BB IBB HBP BLK WP HR S P ERA WHIP | | | | | | | | | | | | | | | | | | | |
| 38 Kyle Kendrick, R ERA: 3.88 | (1, 1) 7.0 L 30 8 2 2 2 0 0 1 1 0 0 0 0 71 106 2.57 1.143 | | | | | | | | | | | | | | | | | | | |
| 16 J.C. Romero, L ERA: 2.32 | (8, 1) 1.0 3 0 0 0 0 0 0 0 1 0 0 0 0 4 7 0.00 0.000 | | | | | | | | | | | | | | | | | | | |

| | |
|-----|----|
| AB | 30 |
| R | 2 |
| H | 8 |
| RBI | 2 |
| BB | 1 |
| SO | 2 |
| LOB | 14 |



| Batter | 1 | 2 | 3 | 4 | 5 | 6 | 7 | 8 | 9 | AB | R | H | RBI | BB | SO | LOB | TOP | | | | | | | | | | | | | | | |
|--|---|----------------------------------|-------------------------------|----------------------------------|------------------------------|---------------------------------|------------------------------|----------------------------------|-------------------------------|----------------------------------|-------------------------------|----------------------------------|-------------------------------|----------------------------------|----------------------------------|------------------------------------|--|--|--|--|--|--|--|--|--|--|--|--|--|--|--|--|
| 2 Hanley Ramirez, R OBP: 0.394, SLG: 0.578 | 0-0 HR | 1-2 1B | | | 3-2 L5 | | 0-1 G4-3 | | 0-2 F8 | 5 | 1 | 2 | 1 | 0 | 0 | 2 | Florida Marlins @ Philadelphia Phillies Citizens Bank Park, Philadelphia, PA Tue Aug 07 2007, 7:05 PM EDT Att: 32,791 - Overcast - 89 F AB 34 R 1 H 8 RBI 1 BB 4 SO 7 LOB 22 | | | | | | | | | | | | | | | |
| 6 Dan Uggla, R OBP: 0.327, SLG: 0.501 | 4-2 1B, BB | 1-0 L4 | | | 1-3 K | | 2-2 P4 | | 1-3 K | 4 | 0 | 0 | 0 | 1 | 2 | 5 | | | | | | | | | | | | | | | | |
| Miguel Cabrera, R OBP: 0.326, SLG: 0.613 22 Matt Lindstrom, R (8, 1) | 4-0 FC6-4, 1B | 2-3 K | | | 1-1 F8 | | | | 3-1 F8 | 3 | 0 | 0 | 0 | 1 | 1 | 3 | | | | | | | | | | | | | | | | |
| Miguel Olivo, R OBP: 0.253, SLG: 0.381 | 1-1 FC6-4, 1B | | | | 0-1 G6-3 | | | | 3-1 27 BB, 1B | 4 | 0 | 2 | 0 | 0 | 1 | 0 | | | | | | | | | | | | | | | | |
| 12 Cody Ross, R OBP: 0.390, SLG: 0.565 | 0-2 FC6-4 | | | | 0-0 G6-3 | | | | 2-1 F8 | 4 | 0 | 0 | 0 | 0 | 0 | 3 | | | | | | | | | | | | | | | | |
| 27 Jeremy Hermida, L OBP: 0.355, SLG: 0.451 | 0-1 G4-3 | | | | 2-2 G3 | | | | 4-1 BB | 2 | 0 | 0 | 0 | 2 | 0 | 2 | | | | | | | | | | | | | | | | |
| Jason Wood, R OBP: 0.326, SLG: 0.455 48 Lee Gardner, R 4 Alfredo Amezaga, S (8, PH) OBP: 0.325, SLG: 0.374 | | 0-1 FC3-5, 1B | | | 1-1 F8 | | | | 0-1 F9 | 3 | 0 | 1 | 0 | 0 | 1 | 1 | | | | | | | | | | | | | | | | |
| Todd Linden, S OBP: 0.314, SLG: 0.320 | | 1-1 2 1B, 56 FC3-5 | | | 1-2 F7 | | | | 1-2 1B | 4 | 0 | 3 | 0 | 0 | 0 | 0 | | | | | | | | | | | | | | | | |
| 56 Rick Van Den Hurk, R OBP: 0.077, SLG: 0.077 60 Carlos Martinez, R 58 Mauro Zarate, R Mike Jacobs, L OBP: 0.298, SLG: 0.407 | | 0-1 FC3-5, 2 1B | | | 1-3 K | | | | 0-3 K | 1 | 0 | 0 | 0 | 0 | 0 | 2 | | | | | | | | | | | | | | | | |
| Inning Stats | R: 1 E: 1 K: 0 S: 11 | H: 2 LOB: 2 BB: 2 P: 20 | R: 0 E: 0 K: 1 S: 14 | H: 3 LOB: 3 BB: 0 P: 19 | R: 0 E: 0 K: 1 S: 6 | H: 0 LOB: 0 BB: 0 P: 8 | R: 0 E: 0 K: 1 S: 8 | H: 0 LOB: 1 BB: 0 P: 11 | R: 0 E: 0 K: 2 S: 10 | H: 1 LOB: 1 BB: 0 P: 14 | R: 0 E: 0 K: 0 S: 11 | H: 1 LOB: 2 BB: 1 P: 23 | R: 0 E: 0 K: 2 S: 12 | H: 1 LOB: 1 BB: 0 P: 14 | 1B: 6 2B: 1 3B: 0 HR: 1 | SF: 0 SAC: 0 DP: 0 HBP: 0 | | WP: 0 PA: 38 PB: 0 SB: 0 CS: 0 | | | | | | | | | | | | | | |
| PITCHER | IP WLS BF H R ER SO BB IBB HBP BLK WP HR S P ERA WHIP | | | | | | | | | | | | | | | | | | | | | | | | | | | | | | | |
| Jamie Moyer, L ERA: 4.7 58 J.D. Durbin, R ERA: 6.0 | (1, 1) (7, 1) | 6.0 S | 25 13 | 5 3 | 1 0 | 1 0 | 5 2 | 3 1 | 0 0 | 0 0 | 0 0 | 0 0 | 0 0 | 0 33 | 92 51 | 1.50 0.00 | 1.333 1.333 | | | | | | | | | | | | | | | |

| Batter | 1 | 2 | 3 | 4 | 5 | 6 | 7 | 8 | 9 | AB | R | H | RBI | BB | SO | LOB | BOTTOM | | | | | | | | | | | | | |
|--|---|----------------------------------|-------------------------------|----------------------------------|-------------------------------|----------------------------------|-------------------------------|----------------------------------|------------------------------|----------------------------------|-------------------------------|----------------------------------|-------------------------------|----------------------------------|---|---------------------------------|--|----------------------------------|------------------------------------|--|--|--|--|--|--|--|--|--|--|--|
| 11 Jimmy Rollins, S OBP: 0.340, SLG: 0.521 | 4-2 1B, FC4-6, BB | 1-2 F9 | 0-0 F9 | | 2-1 P4 | 3-2 P6 | | | | 4 | 1 | 0 | 0 | 1 | 0 | 3 | Florida Marlins @ Philadelphia Phillies Citizens Bank Park, Philadelphia, PA Tue Aug 07 2007, 7:05 PM EDT Att: 32,791 - Overcast - 89 F AB 32 R 11 H 9 RBI 10 BB 7 SO 4 LOB 17 | | | | | | | | | | | | | |
| Tadahito Iguchi, R OBP: 0.352, SLG: 0.399 | 0-1 FC4-6, 1B | 3-1 P3 | 1-3 K | | 0-0 1B | | | | 0-1 G5-3 | 5 | 0 | 2 | 0 | 0 | 1 | 2 | | | | | | | | | | | | | | |
| Pat Burrell, R OBP: 0.418, SLG: 0.488 | 1-1 P6 | | 3-3 K | 1-0 P3 | 0-3 K | | | | 2-2 F9 | 5 | 0 | 0 | 0 | 0 | 2 | 3 | | | | | | | | | | | | | | |
| 6 Ryan Howard, L OBP: 0.398, SLG: 0.602 | 2-0 FC4-6, 28 BB, BLK | | 4-1 28 1B, HBP, BB | 0-1 HR | | 2-1 HR | | | 1-3 K | 4 | 3 | 2 | 3 | 1 | 1 | 1 | | | | | | | | | | | | | | |
| Aaron Rowand, R OBP: 0.387, SLG: 0.520 29 Chris Roberson, S OBP: 0.294, SLG: 0.294 | 4-1 28 BB | | 2-2 28 1B, 51 1B, HBP | 3-0 HR | | 2-1 51 F9, 28 WP, E, HBP | | | 0-0 G4-3 | 1 | 3 | 1 | 1 | 1 | 0 | 0 | | | | | | | | | | | | | | |
| 28 Jayson Werth, R OBP: 0.367, SLG: 0.406 | 1-2 BB | | 1-2 HBP | HR | | | | | 4-2 E, SF9, BB | 1 | 0 | 0 | 0 | 0 | 0 | 0 | | | | | | | | | | | | | | |
| 51 Carlos Ruiz, R OBP: 0.325, SLG: 0.387 | 4-0 BB | | 0-2 51 1B | 4-2 BB | | 4-2 E, SF9, BB | | | 0-2 G3 | 2 | 2 | 1 | 1 | 3 | 0 | 0 | | | | | | | | | | | | | | |
| Abraham Nunez, S OBP: 0.313, SLG: 0.306 | 0-1 F8 | | 0-1 2B, BLK, 1B | 3-1 F9 | | 0-0 F9 | | | 1-0 F9 | 5 | 1 | 1 | 1 | 0 | 0 | 6 | | | | | | | | | | | | | | |
| Jamie Moyer, L ERA: 7.45 Wes Helms, R OBP: 0.309, SLG: 0.373 58 J.D. Durbin, R OBP: 0.364, SLG: 0.455 | (1, 1) (6, PH) (7, 1) | 2.1 L | 18 2 | 6 2 | 6 2 | 1 2 | 5 1 | 5 1 | 0 0 | 0 0 | 0 0 | 0 0 | 0 0 | 0 0 | 0 0 | 0 0 | | 0 0 | | | | | | | | | | | | |
| Inning Stats | R: 1 E: 0 K: 0 S: 10 | H: 1 LOB: 3 BB: 3 P: 25 | R: 0 E: 0 K: 0 S: 10 | H: 0 LOB: 1 BB: 1 P: 19 | R: 5 E: 0 K: 2 S: 23 | H: 4 LOB: 1 BB: 1 P: 38 | R: 2 E: 0 K: 0 S: 10 | H: 2 LOB: 1 BB: 1 P: 22 | R: 0 E: 0 K: 1 S: 8 | H: 1 LOB: 1 BB: 0 P: 12 | R: 3 E: 1 K: 0 S: 16 | H: 1 LOB: 1 BB: 1 P: 28 | R: 0 E: 0 K: 1 S: 11 | H: 0 LOB: 0 BB: 0 P: 14 | R: 0 E: 0 K: 0 S: 5 | H: 0 LOB: 0 BB: 0 P: 6 | | 1B: 4 2B: 2 3B: 0 HR: 3 | SF: 1 SAC: 1 DP: 0 HBP: 2 | WP: 1 PA: 43 PB: 0 SB: 0 CS: 0 | | | | | | | | | | |
| PITCHER | IP WLS BF H R ER SO BB IBB HBP BLK WP HR S P ERA WHIP | | | | | | | | | | | | | | | | | | | | | | | | | | | | | |
| 56 Rick Van Den Hurk, R 60 Carlos Martinez, R 58 Mauro Zarate, R 48 Lee Gardner, R 22 Matt Lindstrom, R | (1, 1) (3, 1) (5, 1) (6, 1) (8, 1) | 2.1 1.2 1.1 1.2 1.0 | 18 8 9 5 3 | 6 2 2 0 0 | 6 2 3 0 0 | 1 1 1 0 0 | 2 0 0 0 0 | 0 0 1 0 0 | 0 0 1 0 0 | 0 0 19 16 5 | 39 14 27 32 6 | 0 2 1 0 5 | 0 14 19 22 6 | 0 27 13.50 0.00 0.00 | 4.286 1.800 2.250 0.000 0.000 | | | | | | | | | | | | | | | |

| Batter | 1 | 2 | 3 | 4 | 5 | 6 | 7 | 8 | 9 | AB | R | H | RBI | BB | SO | LOB | TOP | | | |
|---|---|----------------------------------|------------------------------|---------------------------------|------------------------------|---------------------------------|------------------------------|---------------------------------|-------------------------------|----------------------------------|------------------------------|----------------------------------|-------------------------------|----------------------------------|------------------------------|----------------------------------|----------------------------------|------------------------------------|----------------------------------|--------|
| 2 Hanley Ramirez, R OBP: 0.393, SLG: 0.572 | G6-3 | | | FC6-4 | G4-3 | | | G1-4-3 | FC1-4-6 | 5 | 1 | 1 | 1 | 0 | 0 | 2 | | | | |
| 7 Alejandro De Aza, L OBP: 0.316, SLG: 0.416 | G6-3 | | | B2 | | | | G6-3 | F8 | 5 | 0 | 1 | 0 | 0 | 0 | 2 | | | | |
| Miguel Cabrera, R OBP: 0.410, SLG: 0.616 | P6 | | | FC6-4 | | | | G6-3 | | 3 | 0 | 1 | 0 | 1 | 1 | 0 | | | | |
| 14 Josh Willingham, R OBP: 0.376, SLG: 0.485 | | G5-3 | | FC6-4 | | | | K | | 4 | 1 | 1 | 2 | 0 | 1 | 3 | | | | |
| 6 Dan Uggla, R OBP: 0.326, SLG: 0.497 | | G4-3 | | G6-3 | | | | G6-3 | | 4 | 0 | 2 | 0 | 0 | 0 | 0 | | | | |
| Mike Jacobs, L OBP: 0.297, SLG: 0.399 | | | | | | | | | | | | | | | | | | | | |
| 12 Cody Ross, R OBP: 0.390, SLG: 0.565 | | | | | | | | | | | | | | | | | | | | |
| Jason Wood, R OBP: 0.323, SLG: 0.449 | | | | | | | | | | | | | | | | | | | | |
| Miguel Olivo, R OBP: 0.255, SLG: 0.382 | | | | G6-3 | | | | G5-4-3 | | 4 | 1 | 2 | 0 | 0 | 0 | 1 | | | | |
| 27 Jeremy Hermida, L OBP: 0.356, SLG: 0.447 | | | | G6-3 | | | | G6-3 | | 3 | 0 | 1 | 0 | 1 | 0 | 1 | | | | |
| Kevin Gregg, R | | | | G6-3 | | | | G6-3 | | 0 | 0 | 0 | 0 | 0 | 0 | 0 | | | | |
| 52 Sergio Mitre, R OBP: 0.126, SLG: 0.133 | | | | G1-3 | | | | G3-1 | | 1 | 0 | 0 | 0 | 0 | 0 | 0 | | | | |
| Todd Lindetti, S OBP: 0.170, SLG: 0.310 | | | | | | | | | | 1 | 0 | 0 | 0 | 0 | 0 | 1 | | | | |
| 32 Justin Miller, R ERA: 3.95 | | | | | | | | | | 0 | 0 | 0 | 0 | 0 | 0 | 0 | | | | |
| 57 Taylor Tankersley, L ERA: 4.73 | | | | | | | | | | 0 | 0 | 0 | 0 | 0 | 0 | 0 | | | | |
| 4 Alfredo Amezaga, S OBP: 0.324, SLG: 0.373 | | | | | | | | | | 1 | 0 | 0 | 1 | 0 | 0 | 2 | | | | |
| Inning Stats | R: 0 E: 0 K: 0 S: 7 | H: 0 LOB: 0 BB: 0 P: 10 | R: 0 E: 0 K: 0 S: 5 | H: 0 LOB: 0 BB: 0 P: 5 | R: 0 E: 0 K: 0 S: 8 | H: 0 LOB: 0 BB: 0 P: 9 | R: 1 E: 0 K: 0 S: 6 | H: 3 LOB: 2 BB: 0 P: 9 | R: 0 E: 0 K: 1 S: 13 | H: 1 LOB: 1 BB: 0 P: 19 | R: 0 E: 0 K: 0 S: 6 | H: 1 LOB: 1 BB: 1 P: 10 | R: 0 E: 0 K: 1 S: 11 | H: 2 LOB: 2 BB: 1 P: 21 | R: 2 E: 0 K: 0 S: 7 | H: 2 LOB: 1 BB: 1 P: 15 | 1B: 8 2B: 1 3B: 0 HR: 1 | SF: 0 SAC: 1 DP: 1 HBP: 0 | WP: 0 PB: 0 SB: 1 CS: 0 | PA: 38 |
| PITCHER | IP WLS BF H R ER SO BB IBB HBP BLK WP HR S P ERA WHIP | | | | | | | | | | | | | | | | | | | |
| 38 Kyle Kendrick, R ERA: 3.75 | 7.0 27 6 2 2 1 1 0 0 0 0 1 51 71 2.57 1.000 | | | | | | | | | | | | | | | | | | | |
| Antonio Alfonseca, R ERA: 3.95 | 1.0 5 2 0 0 1 0 1 0 0 0 0 0 11 21 0.00 2.000 | | | | | | | | | | | | | | | | | | | |
| 39 Brett Myers, R ERA: 5.27 | 1.0 L 6 2 2 2 0 1 0 0 0 0 0 0 7 15 18.00 3.000 | | | | | | | | | | | | | | | | | | | |

Florida Marlins @ Philadelphia Phillies
Citizens Bank Park, Philadelphia, PA
Thu Aug 09 2007, 7:05 PM EDT
Att: 37,009 - Cloudy - 77 F

AB 34
R 4
H 10
RBI 4
BB 3
SO 2
LOB 14



| Batter | 1 | 2 | 3 | 4 | 5 | 6 | 7 | 8 | 9 | AB | R | H | RBI | BB | SO | LOB | BOTTOM | | | | | |
|--|---|----------------------------------|------------------------------|----------------------------------|------------------------------|----------------------------------|------------------------------|---------------------------------|-------------------------------|----------------------------------|-------------------------------|----------------------------------|-------------------------------|----------------------------------|------------------------------|----------------------------------|-------------------------------|----------------------------------|----------------------------------|------------------------------------|----------------------------------|--------|
| 11 Jimmy Rollins, S OBP: 0.337, SLG: 0.516 | F7 | | G3 | | | G3 | K | | P6 | 5 | 0 | 0 | 0 | 0 | 1 | 2 | | | | | | |
| Tadahito Iguchi, R OBP: 0.356, SLG: 0.402 | WP | | K | | | G4-3 | | | | 3 | 1 | 2 | 0 | 1 | 1 | 0 | | | | | | |
| Pat Burrell, R OBP: 0.419, SLG: 0.494 | | | | | | | | | | | | | | | | | | | | | | |
| Antonio Alfonseca, R ERA: 3.95 | | | | | | | | | | | | | | | | | | | | | | |
| 39 Brett Myers, R ERA: 5.27 | | | | | | | | | | | | | | | | | | | | | | |
| 6 Ryan Howard, L OBP: 0.399, SLG: 0.595 | | | | | | | | | | | | | | | | | | | | | | |
| Aaron Rowand, R OBP: 0.386, SLG: 0.524 | | | | | | | | | | | | | | | | | | | | | | |
| 19 Greg Dobbs, L OBP: 0.328, SLG: 0.491 | | | | | | | | | | | | | | | | | | | | | | |
| 28 Jayson Werth, R OBP: 0.372, SLG: 0.417 | | | | | | | | | | | | | | | | | | | | | | |
| 51 Carlos Ruiz, R OBP: 0.322, SLG: 0.386 | | | | | | | | | | | | | | | | | | | | | | |
| 38 Kyle Kendrick, R ERA: 3.84 | | | | | | | | | | | | | | | | | | | | | | |
| Wes Helms, R OBP: 0.306, SLG: 0.371 | | | | | | | | | | | | | | | | | | | | | | |
| 29 Chris Roberson, S OBP: 0.294, SLG: 0.294 | | | | | | | | | | | | | | | | | | | | | | |
| 27 Chris Coste, R OBP: 0.344, SLG: 0.435 | | | | | | | | | | | | | | | | | | | | | | |
| Inning Stats | R: 0 E: 0 K: 0 S: 8 | H: 1 LOB: 2 BB: 1 P: 16 | R: 0 E: 0 K: 2 S: 9 | H: 0 LOB: 0 BB: 0 P: 13 | R: 0 E: 0 K: 2 S: 7 | H: 0 LOB: 0 BB: 0 P: 15 | R: 0 E: 1 K: 0 S: 5 | H: 1 LOB: 1 BB: 0 P: 7 | R: 0 E: 0 K: 1 S: 11 | H: 0 LOB: 0 BB: 0 P: 14 | R: 2 E: 0 K: 0 S: 21 | H: 3 LOB: 2 BB: 1 P: 35 | R: 0 E: 0 K: 3 S: 11 | H: 0 LOB: 2 BB: 2 P: 24 | R: 0 E: 0 K: 2 S: 8 | H: 0 LOB: 0 BB: 0 P: 11 | R: 0 E: 0 K: 0 S: 14 | H: 0 LOB: 1 BB: 1 P: 24 | 1B: 4 2B: 1 3B: 0 HR: 0 | SF: 0 SAC: 0 DP: 0 HBP: 0 | WP: 1 PB: 1 SB: 0 CS: 0 | PA: 37 |
| PITCHER | IP WLS BF H R ER SO BB IBB HBP BLK WP HR S P ERA WHIP | | | | | | | | | | | | | | | | | | | | | |
| 52 Sergio Mitre, R ERA: 2.68 | 6.0 25 5 0 0 0 3 2 0 0 0 0 0 61 24 0.00 1.000 | | | | | | | | | | | | | | | | | | | | | |
| 32 Justin Miller, R ERA: 2.68 | 1.0 5 0 0 0 0 3 2 0 0 0 0 0 0 11 24 0.00 2.000 | | | | | | | | | | | | | | | | | | | | | |
| 57 Taylor Tankersley, L ERA: 4.73 | 1.0 W 3 0 0 0 0 2 0 0 0 0 0 0 8 11 0.00 0.000 | | | | | | | | | | | | | | | | | | | | | |
| Kevin Gregg, R ERA: 3.14 | 1.0 S 4 0 0 0 0 0 1 0 0 0 0 0 0 14 24 0.00 1.000 | | | | | | | | | | | | | | | | | | | | | |

Florida Marlins @ Philadelphia Phillies
Citizens Bank Park, Philadelphia, PA
Thu Aug 09 2007, 7:05 PM EDT
Att: 37,009 - Cloudy - 77 F

AB 32
R 2
H 5
RBI 2
BB 5
SO 10
LOB 16



| Batter | 1 | 2 | 3 | 4 | 5 | 6 | 7 | 8 | 9 | AB | R | H | RBI | BB | SO | LOB | TOP | | | | | |
|--|---------------------------------------|---------------------------------------|---------------------------------------|---------------------------------------|---------------------------------------|---------------------------------------|---------------------------------------|---------------------------------------|---------------------------------------|---------------------------------------|---------------------------------------|---------------------------------------|---------------------------------------|---------------------------------------|---------------------------------------|---------------------------------------|----------------------------------|------------------------------------|-------------------------|--------|-------|-------|
| Willie Harris, L OBP: 0.404, SLG: 0.451 | | | | | | | | | | 4 | 2 | 2 | 0 | 1 | 2 | 3 | | | | | | |
| 2 Kelly Johnson, L OBP: 0.395, SLG: 0.497 | | | | | | | | | | 3 | 1 | 2 | 3 | 2 | 0 | 1 | | | | | | |
| 10 Chipper Jones, S OBP: 0.430, SLG: 0.600 | | | | | | | | | | 3 | 1 | 1 | 1 | 1 | 0 | 3 | | | | | | |
| Mark Teixeira, S OBP: 0.390, SLG: 0.539 | | | | | | | | | | 5 | 0 | 1 | 1 | 1 | 0 | 2 | 3 | | | | | |
| 16 Brian McCann, L OBP: 0.321, SLG: 0.449 | | | | | | | | | | 5 | 0 | 1 | 0 | 0 | 1 | 3 | | | | | | |
| 7 Jeff Francoeur, R OBP: 0.352, SLG: 0.468 | | | | | | | | | | 4 | 2 | 2 | 1 | 0 | 1 | 1 | | | | | | |
| Andruw Jones, R OBP: 0.312, SLG: 0.418 | | | | | | | | | | 4 | 1 | 2 | 1 | 0 | 1 | 0 | | | | | | |
| 19 Yunel Escobar, R OBP: 0.358, SLG: 0.395 | | | | | | | | | | 4 | 0 | 1 | 0 | 0 | 1 | 1 | | | | | | |
| Lance Cormier, R OBP: 0.250, SLG: 0.250 | | | | | | | | | | 2 | 0 | 0 | 0 | 0 | 1 | 2 | | | | | | |
| Inning Stats | R: 1 E: 0 K: 0 S: 12 | H: 1 LOB: 0 BB: 0 P: 19 | R: 0 E: 0 K: 1 S: 6 | H: 0 LOB: 0 BB: 0 P: 9 | R: 3 E: 0 K: 0 S: 14 | H: 4 LOB: 1 BB: 0 P: 24 | R: 2 E: 0 K: 2 S: 18 | H: 4 LOB: 2 BB: 0 P: 24 | R: 0 E: 0 K: 1 S: 7 | H: 1 LOB: 1 BB: 0 P: 11 | R: 0 E: 0 K: 3 S: 10 | H: 0 LOB: 0 BB: 1 P: 15 | R: 1 E: 0 K: 1 S: 11 | H: 2 LOB: 1 BB: 0 P: 19 | R: 0 E: 0 K: 0 S: 6 | H: 0 LOB: 2 BB: 3 P: 19 | 1B: 6 2B: 3 3B: 2 HR: 2 | SF: 1 SAC: 0 DP: 3 HBP: 0 | WP: 0 PB: 0 CS: 0 | PA: 41 | | |
| PITCHER | IP WLS BF H R ER SO | IP WLS BF H R ER SO | IP WLS BF H R ER SO | IP WLS BF H R ER SO | IP WLS BF H R ER SO | IP WLS BF H R ER SO | IP WLS BF H R ER SO | IP WLS BF H R ER SO | IP WLS BF H R ER SO | IP WLS BF H R ER SO | IP WLS BF H R ER SO | IP WLS BF H R ER SO | IP WLS BF H R ER SO | IP WLS BF H R ER SO | IP WLS BF H R ER SO | IP WLS BF H R ER SO | WP HR S P | ERA WHIP | ERA WHIP | | | |
| 23 Adam Eaton, R ERA: 6.36 | 3.0 | L | 17 | 8 | 6 | 6 | 1 | 0 | 0 | 0 | 0 | 0 | 0 | 0 | 0 | 0 | 0 | 0 | 18.00 | 2.667 | | |
| 55 Clay Condrey, R ERA: 5.43 | 2.0 | 7 | 2 | 0 | 0 | 0 | 3 | 0 | 0 | 0 | 0 | 0 | 0 | 0 | 0 | 0 | 0 | 20 | 29 | 0.00 | 1.000 | |
| Jose Mesa, R ERA: 5.65 | 1.0 | 4 | 1 | 0 | 0 | 0 | 3 | 0 | 0 | 0 | 0 | 0 | 0 | 0 | 0 | 0 | 0 | 10 | 15 | 0.00 | 1.000 | |
| 16 J.C. Romero, L ERA: 2.41 | 1.1 | 5 | 1 | 1 | 1 | 1 | 2 | 1 | 0 | 0 | 0 | 0 | 0 | 0 | 0 | 0 | 0 | 12 | 24 | 6.75 | 1.500 | |
| 58 J.D. Durbin, R ERA: 5.73 | 1.2 | 8 | 1 | 0 | 0 | 0 | 0 | 3 | 0 | 0 | 0 | 0 | 0 | 0 | 0 | 0 | 0 | 0 | 11 | 29 | 0.00 | 2.400 |

Atlanta Braves @ Philadelphia Phillies
Citizens Bank Park, Philadelphia, PA
Sat Aug 11 2007, 7:05 PM EDT
Att. 44,948 - Clear - 80 F

| | |
|-----|----|
| AB | 36 |
| R | 7 |
| H | 13 |
| RBI | 7 |
| BB | 4 |
| SO | 9 |
| LOB | 18 |

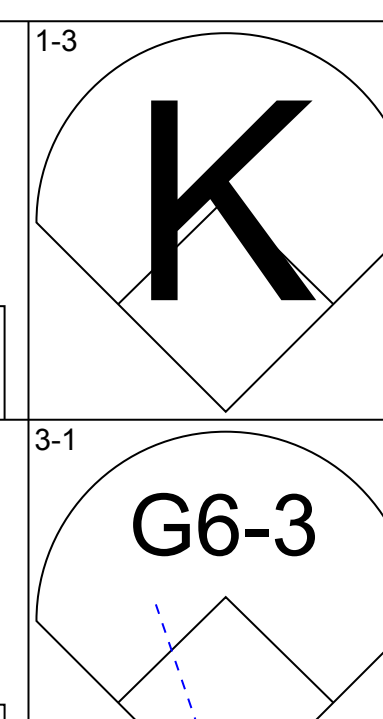
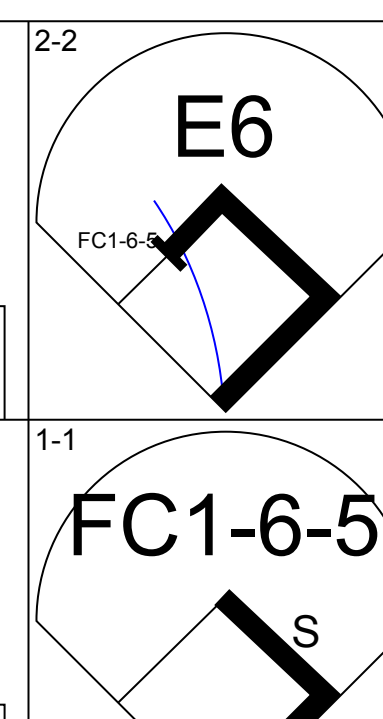
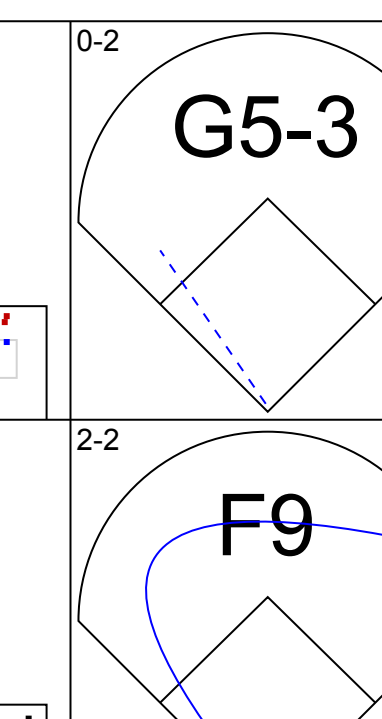
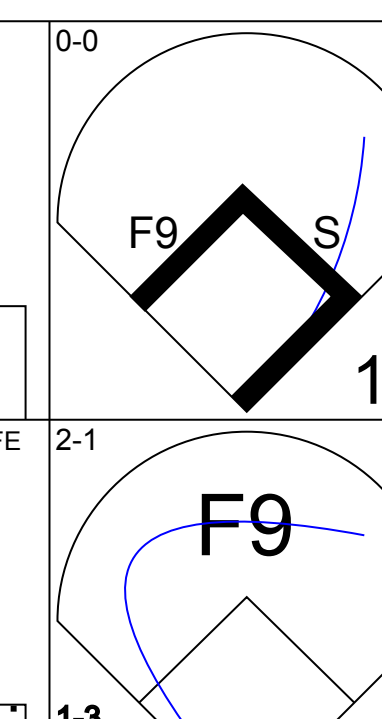
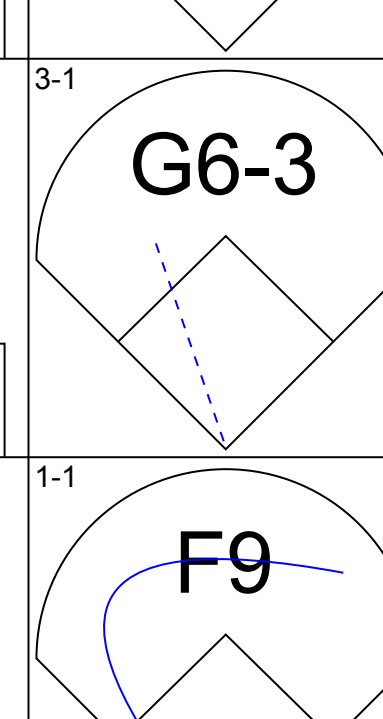
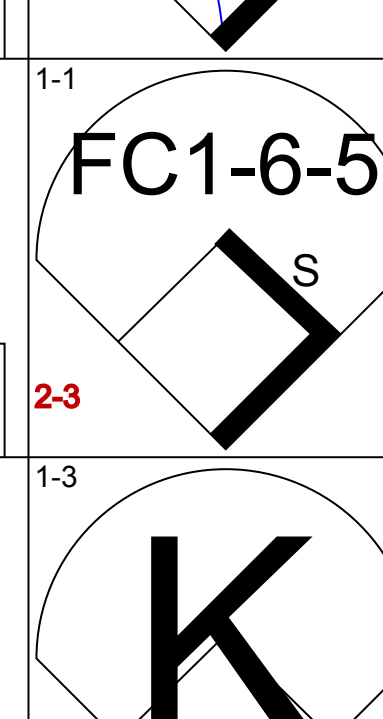
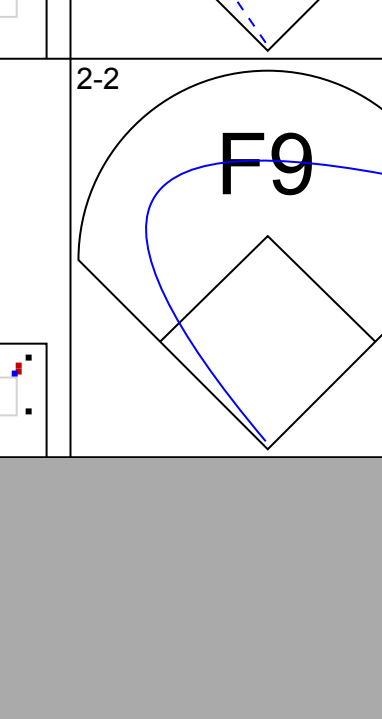
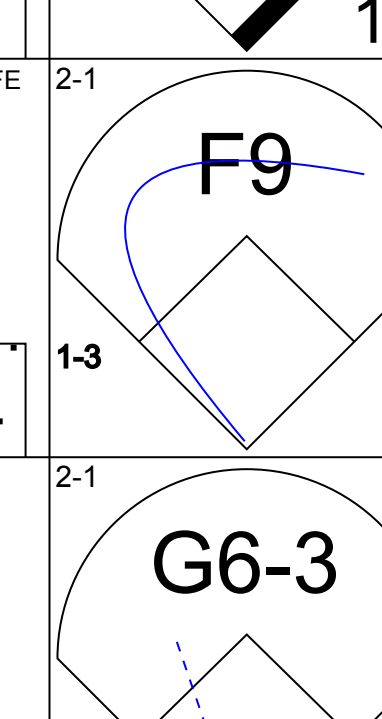
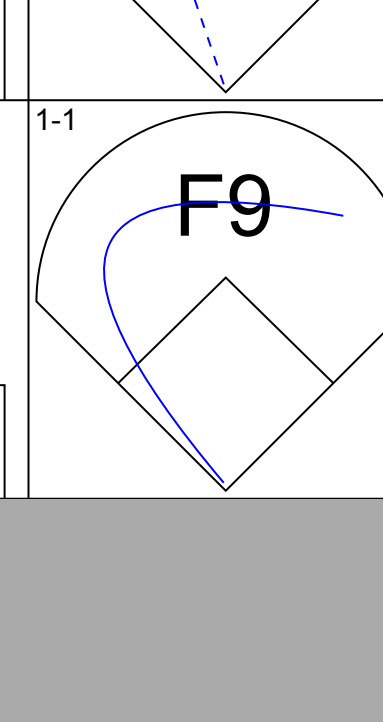
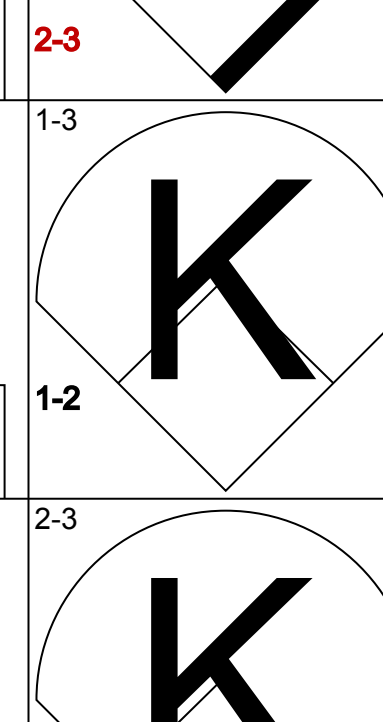
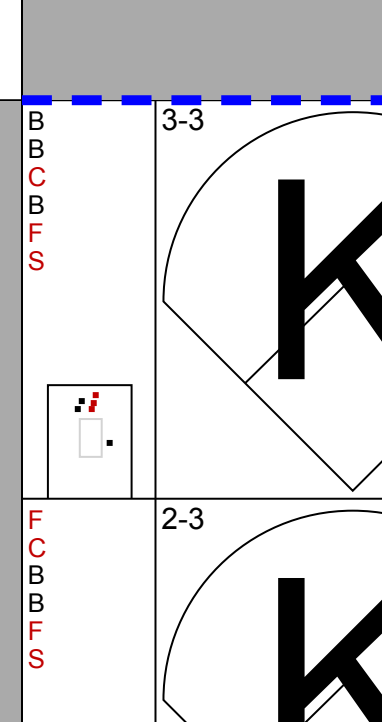
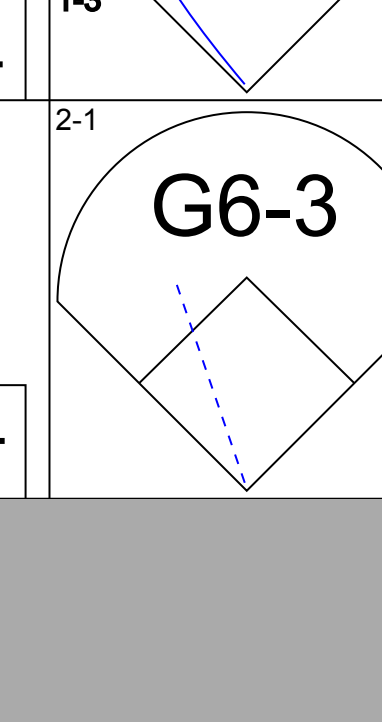
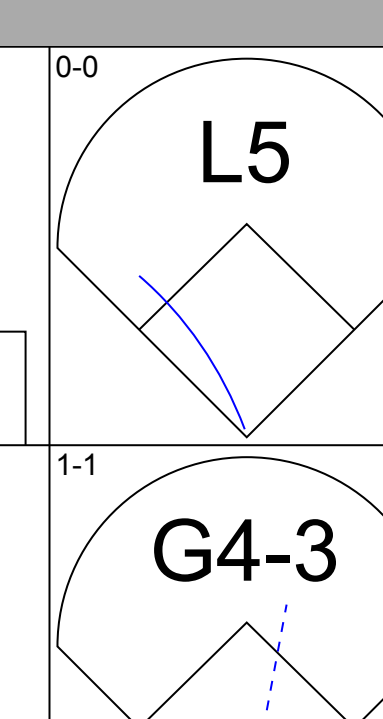
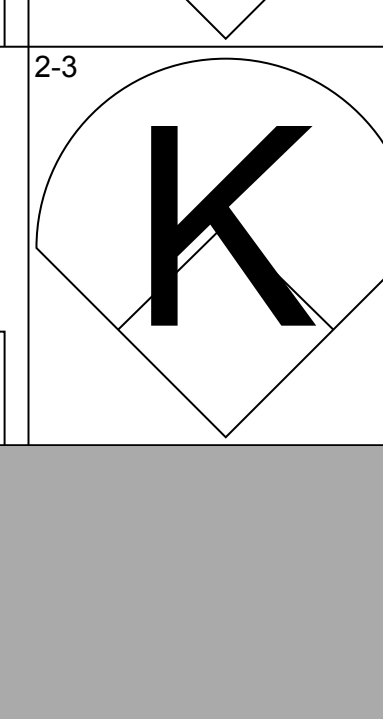
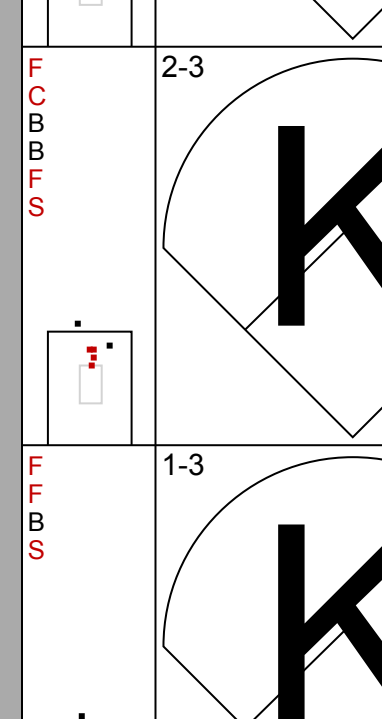
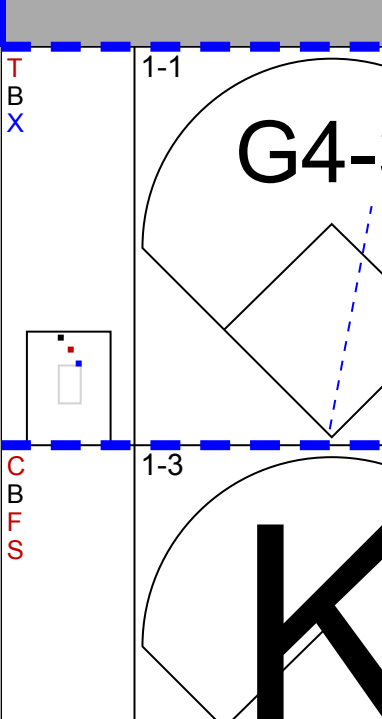
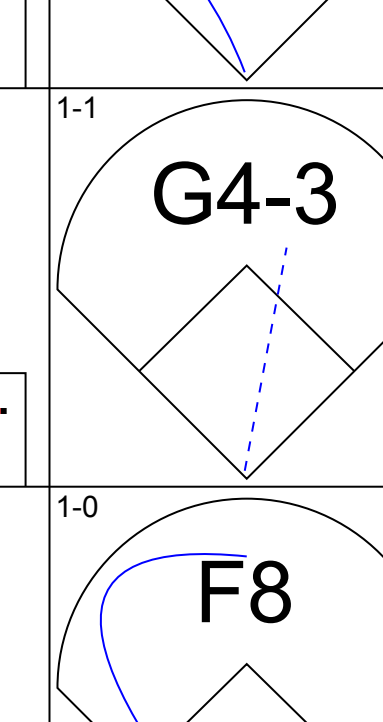
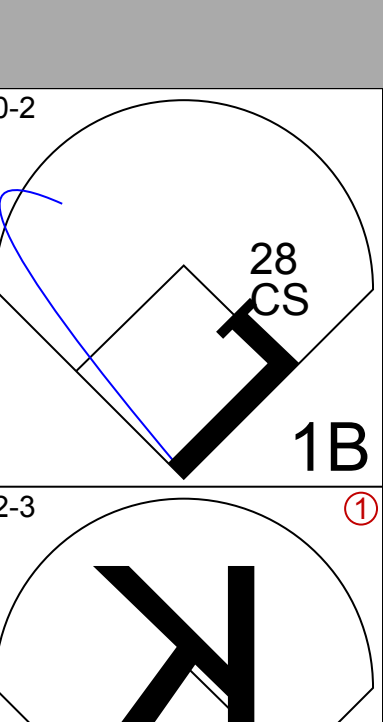
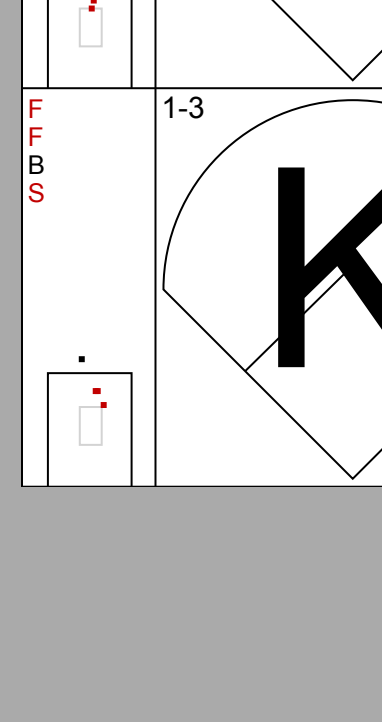
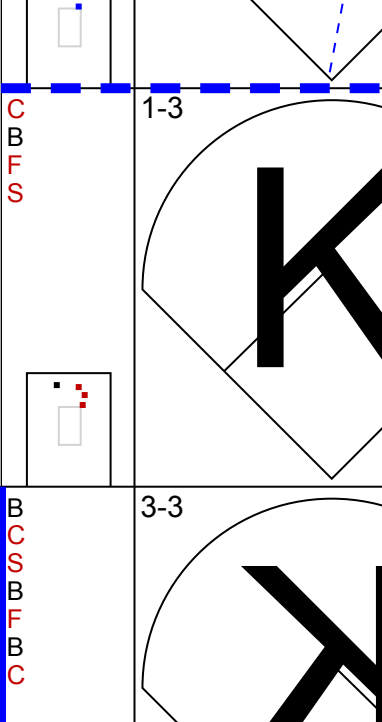
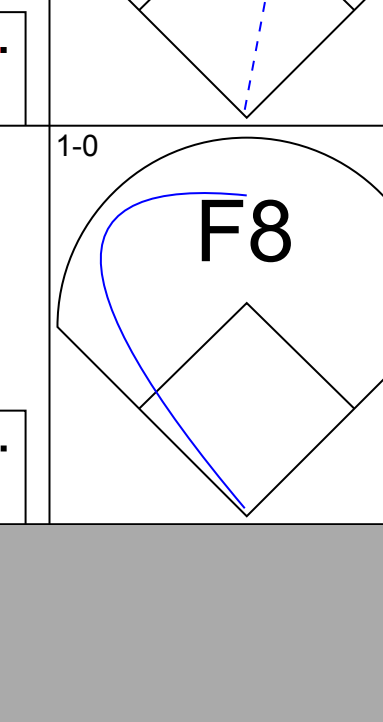
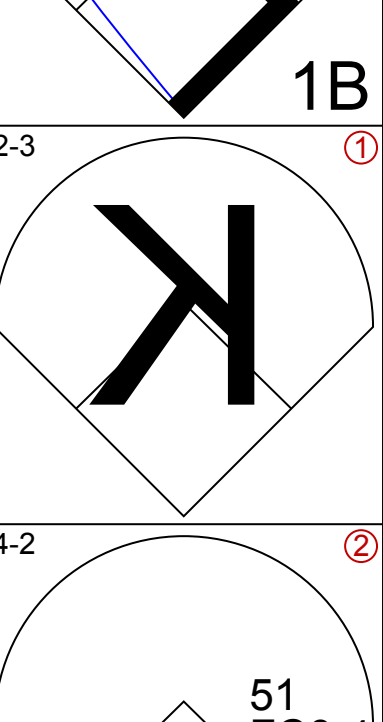
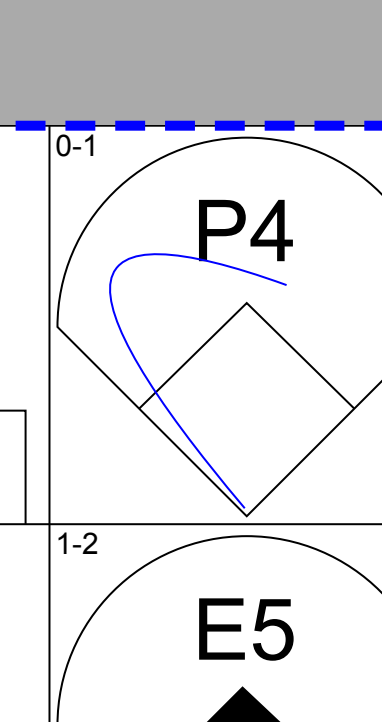
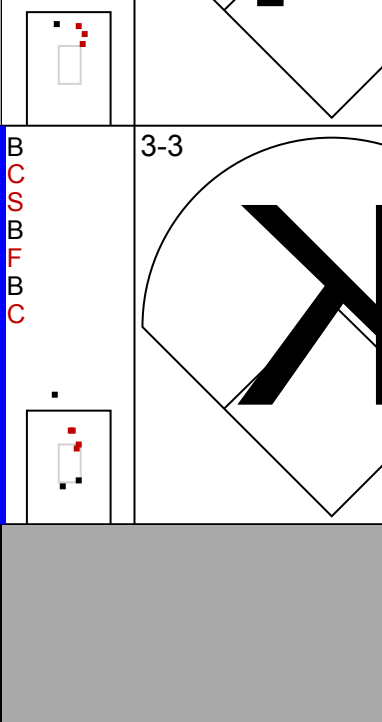
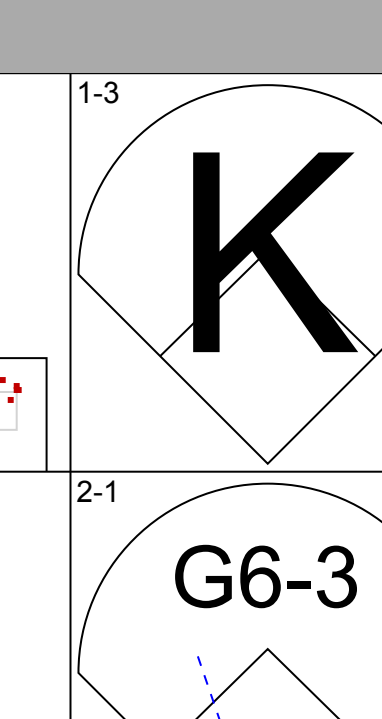
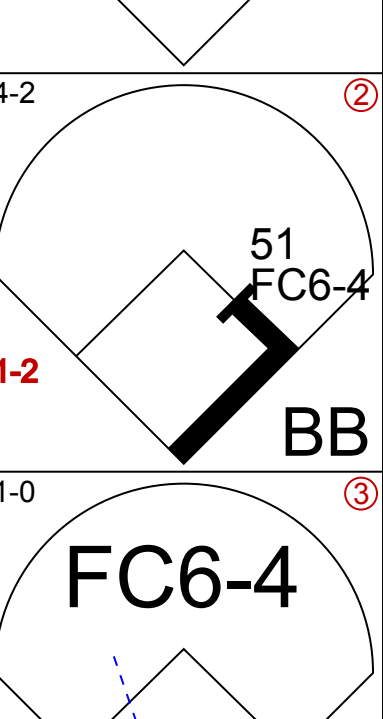
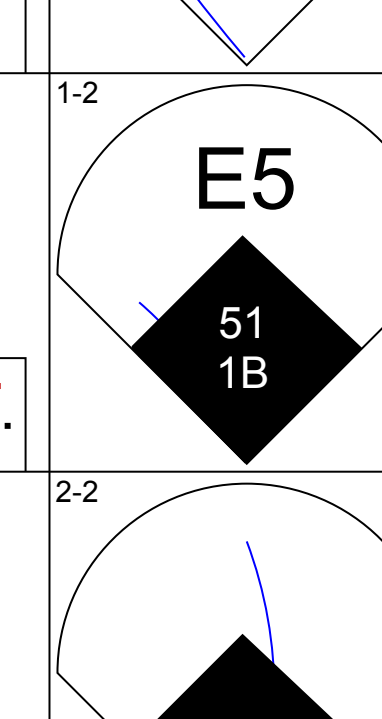
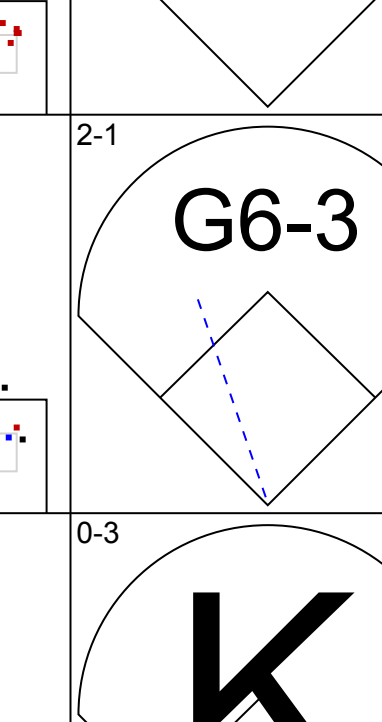
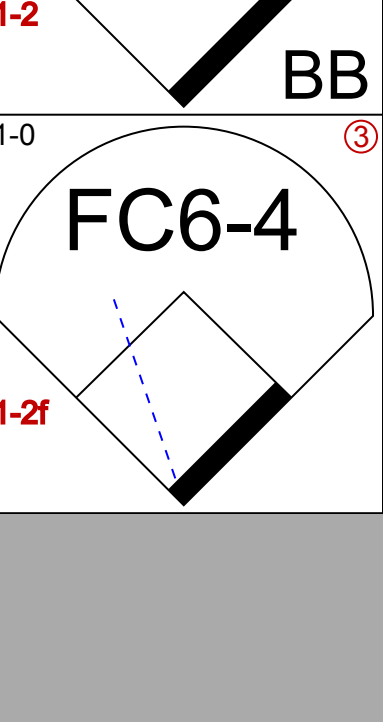
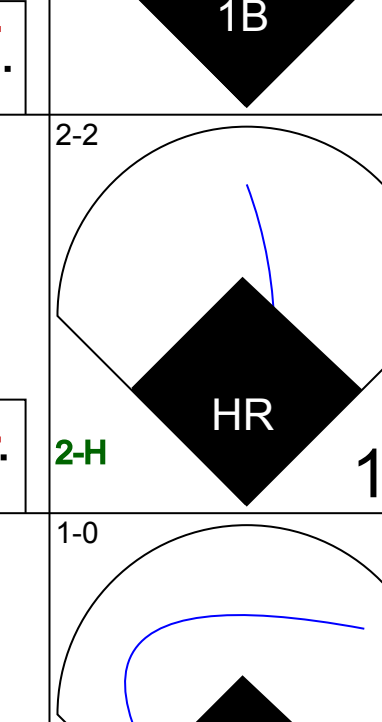

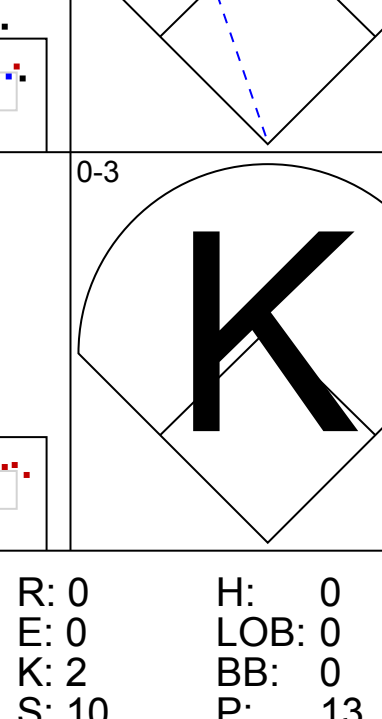

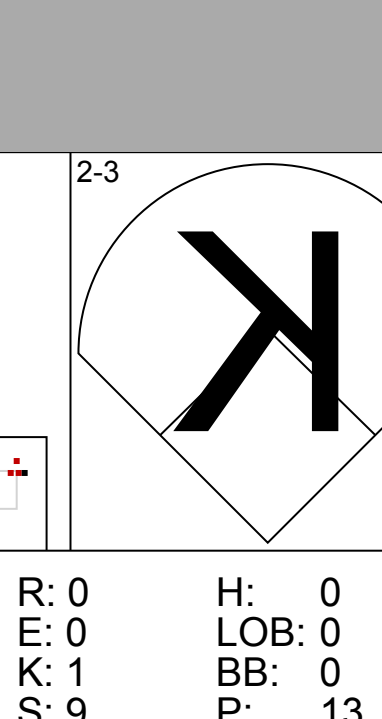
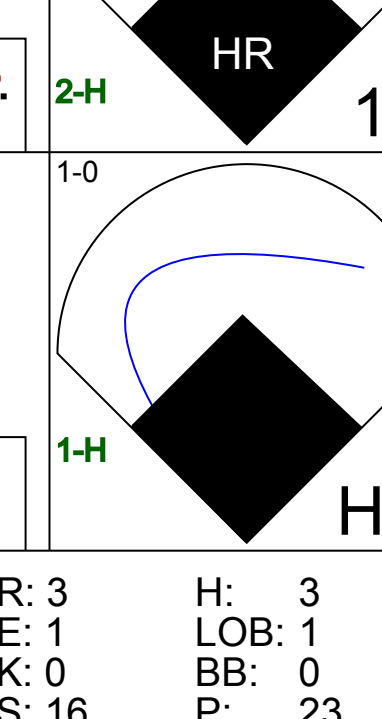


| Batter | 1 | 2 | 3 | 4 | 5 | 6 | 7 | 8 | 9 | AB | R | H | RBI | BB | SO | LOB | BOTTOM | | | | | |
|--|---------------------------------------|---------------------------------------|---------------------------------------|---------------------------------------|---------------------------------------|---------------------------------------|---------------------------------------|---------------------------------------|---------------------------------------|---------------------------------------|---------------------------------------|---------------------------------------|---------------------------------------|---------------------------------------|---------------------------------------|---------------------------------------|------------------------------|----------------------------------|----------------------------------|------------------------------------|----------------------------------|--------|
| 11 Jimmy Rollins, S OBP: 0.339, SLG: 0.519 | | | | | | | | | | 4 | 2 | 1 | 1 | 1 | 0 | 1 | | | | | | |
| Tadahito Iguchi, R OBP: 0.354, SLG: 0.400 | | | | | | | | | | 5 | 0 | 1 | 2 | 0 | 1 | 1 | | | | | | |
| Pat Burrell, R OBP: 0.420, SLG: 0.489 | | | | | | | | | | 3 | 0 | 2 | 1 | 1 | 0 | 0 | | | | | | |
| 58 J.D. Durbin, R OBP: 0.364, SLG: 0.455 | | | | | | | | | | 4 | 0 | 0 | 0 | 0 | 1 | 4 | | | | | | |
| 6 Ryan Howard, L OBP: 0.394, SLG: 0.585 | | | | | | | | | | 4 | 1 | 1 | 1 | 0 | 2 | 2 | | | | | | |
| Aaron Rowand, R OBP: 0.384, SLG: 0.527 | | | | | | | | | | 4 | 1 | 1 | 1 | 0 | 2 | 2 | | | | | | |
| 19 Greg Dobbs, L OBP: 0.329, SLG: 0.489 | | | | | | | | | | 4 | 0 | 1 | 0 | 0 | 1 | 3 | | | | | | |
| 28 Jayson Werth, R OBP: 0.365, SLG: 0.490 | | | | | | | | | | 4 | 0 | 0 | 0 | 0 | 1 | 1 | | | | | | |
| 27 Chris Coste, R OBP: 0.357, SLG: 0.456 | | | | | | | | | | 4 | 1 | 2 | 0 | 0 | 0 | 1 | | | | | | |
| 23 Adam Eaton, R ERA: 13.5 | 4.0 | 21 | 7 | 4 | 4 | 1 | 2 | 0 | 0 | 0 | 0 | 0 | 0 | 0 | 0 | 0 | 0 | 0 | 0 | 0 | 0 | |
| 55 Clay Condrey, R ERA: 2.53 | 1.0 | W | 3 | 0 | 0 | 0 | 2 | 0 | 0 | 0 | 0 | 0 | 0 | 0 | 0 | 0 | 0 | 9 | 11 | 0.00 | 0.000 | |
| Oscar Villarreal, R ERA: 3.95 | 2.0 | H | 6 | 0 | 0 | 0 | 1 | 0 | 0 | 0 | 0 | 0 | 0 | 0 | 0 | 0 | 0 | 13 | 19 | 0.00 | 0.000 | |
| 39 Rafael Soriano, R ERA: 3.93 | 1.0 | H | 4 | 1 | 1 | 1 | 2 | 0 | 0 | 0 | 0 | 0 | 0 | 0 | 0 | 0 | 0 | 1 | 21 | 9.00 | 1.000 | |
| Bob Wickman, R ERA: 3.78 | 1.0 | S | 4 | 1 | 0 | 0 | 0 | 0 | 0 | 0 | 0 | 0 | 0 | 0 | 0 | 0 | 0 | 8 | 11 | 0.00 | 1.000 | |
| Inning Stats | R: 0 E: 0 K: 0 S: 9 | H: 0 LOB: 1 BB: 1 P: 18 | R: 0 E: 0 K: 0 S: 8 | H: 1 LOB: 0 BB: 0 P: 17 | R: 1 E: 0 K: 0 S: 11 | H: 2 LOB: 1 BB: 0 P: 17 | R: 0 E: 0 K: 1 S: 6 | H: 0 LOB: 0 BB: 0 P: 7 | R: 3 E: 0 K: 2 S: 19 | H: 4 LOB: 2 BB: 1 P: 29 | R: 0 E: 0 K: 0 S: 5 | H: 0 LOB: 0 BB: 0 P: 9 | R: 0 E: 0 K: 1 S: 8 | H: 0 LOB: 0 BB: 0 P: 10 | R: 1 E: 0 K: 2 S: 21 | H: 1 LOB: 0 BB: 0 P: 26 | R: 0 E: 0 K: 0 S: 8 | H: 1 LOB: 1 BB: 0 P: 11 | 1B: 4 2B: 4 3B: 0 HR: 2 | SF: 0 SAC: 0 DP: 1 HBP: 0 | WP: 2 PB: 0 SB: 1 CS: 0 | PA: 38 |
| PITCHER | IP WLS BF H R ER SO | IP WLS BF H R ER SO | IP WLS BF H R ER SO | IP WLS BF H R ER SO | IP WLS BF H R ER SO | IP WLS BF H R ER SO | IP WLS BF H R ER SO | IP WLS BF H R ER SO | IP WLS BF H R ER SO | IP WLS BF H R ER SO | IP WLS BF H R ER SO | IP WLS BF H R ER SO | IP WLS BF H R ER SO | IP WLS BF H R ER SO | IP WLS BF H R ER SO | IP WLS BF H R ER SO | WP HR S P | ERA WHIP | ERA WHIP | | | |

Atlanta Braves @ Philadelphia Phillies
Citizens Bank Park, Philadelphia, PA
Sat Aug 11 2007, 7:05 PM EDT
Att. 44,948 - Clear - 80 F

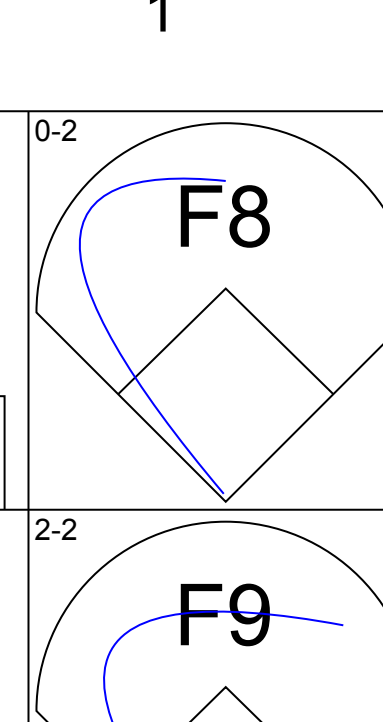
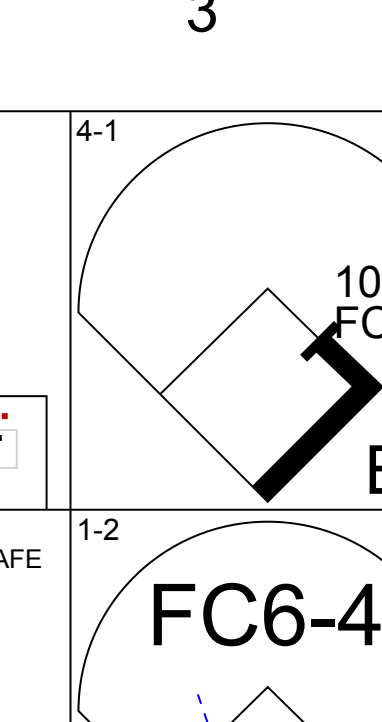
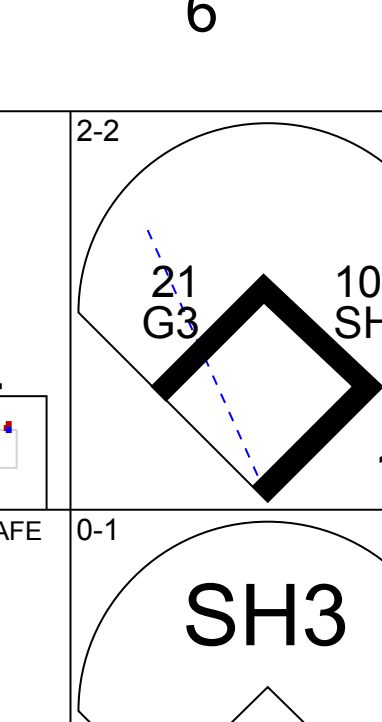
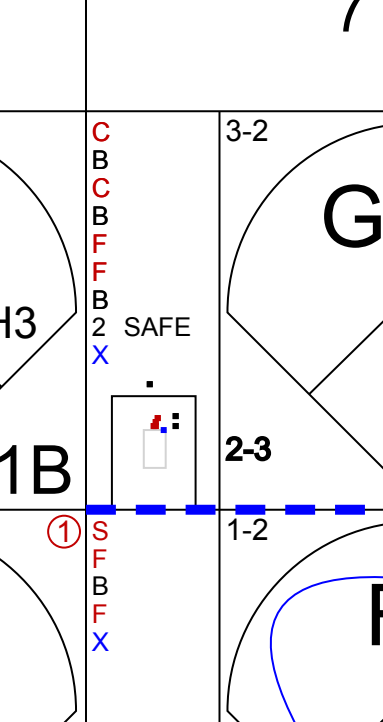

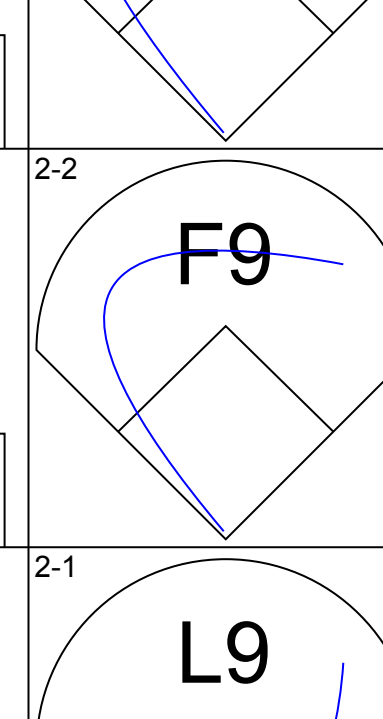
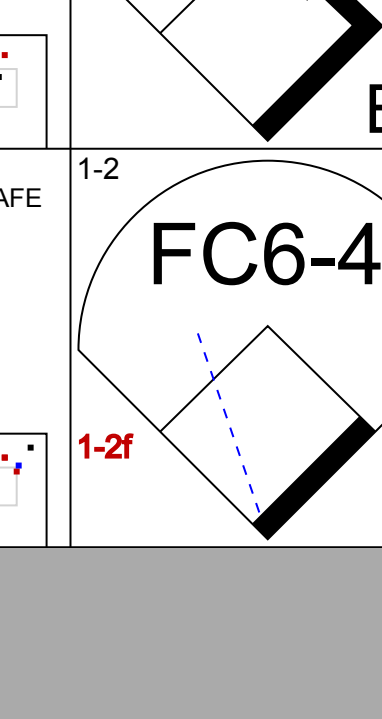
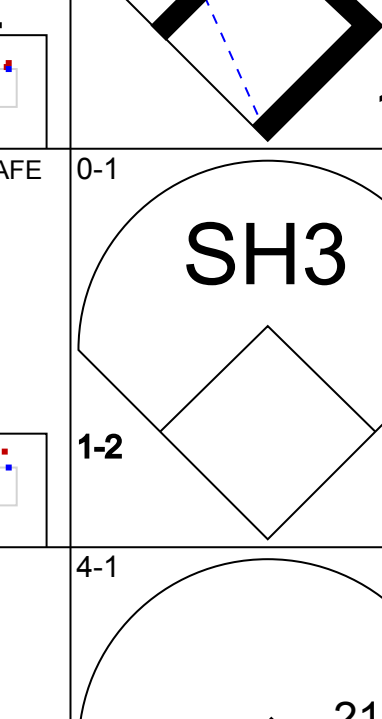
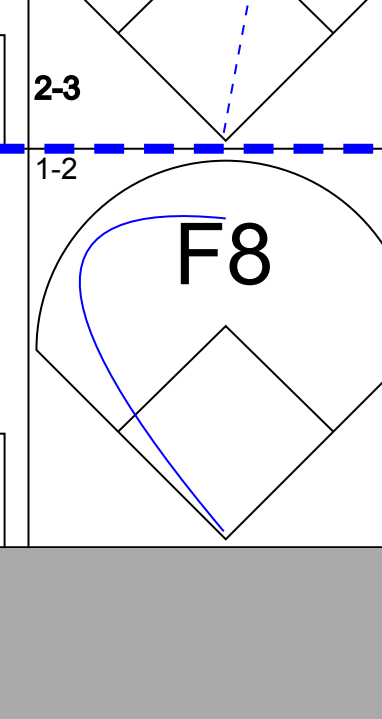
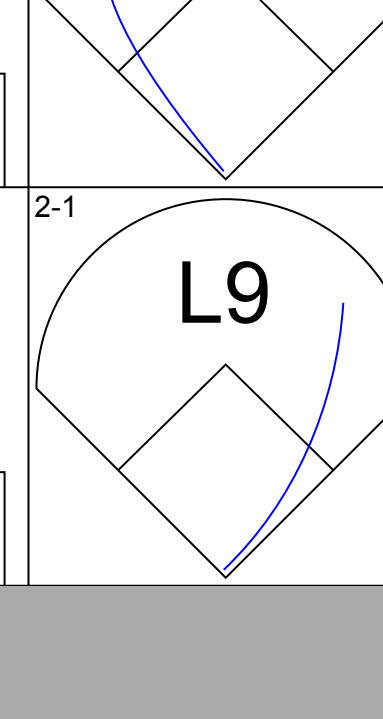
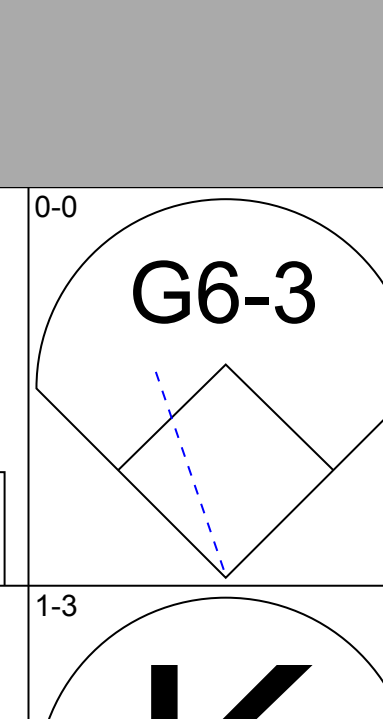
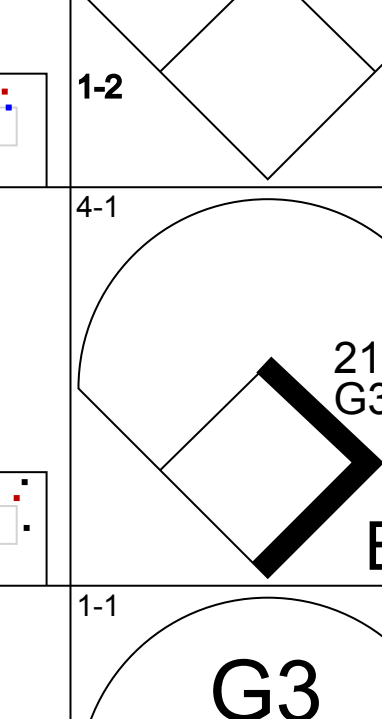

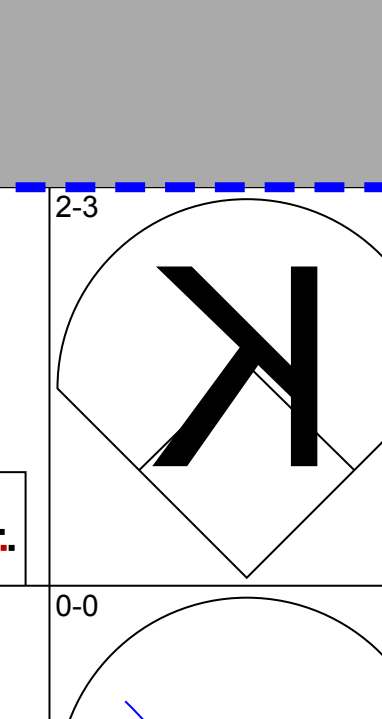
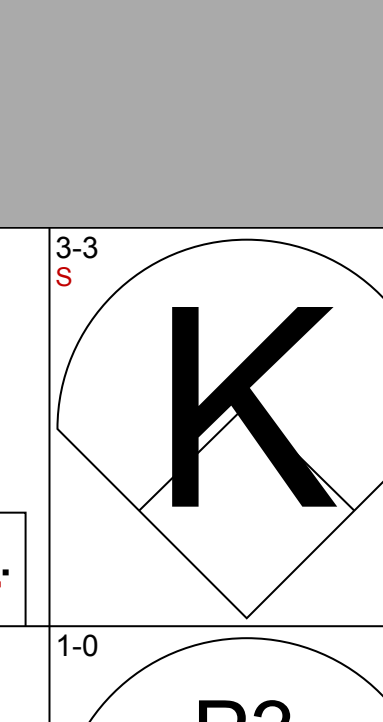
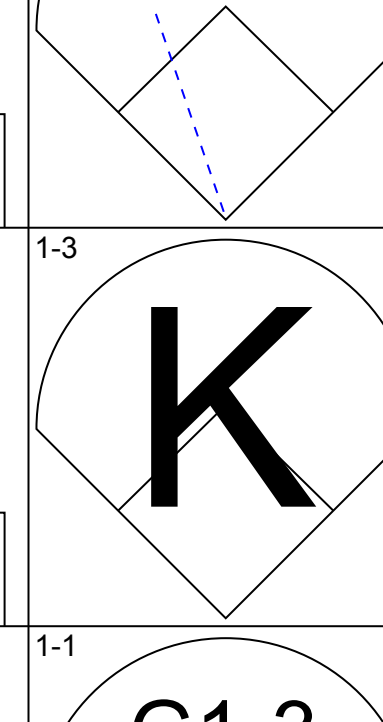
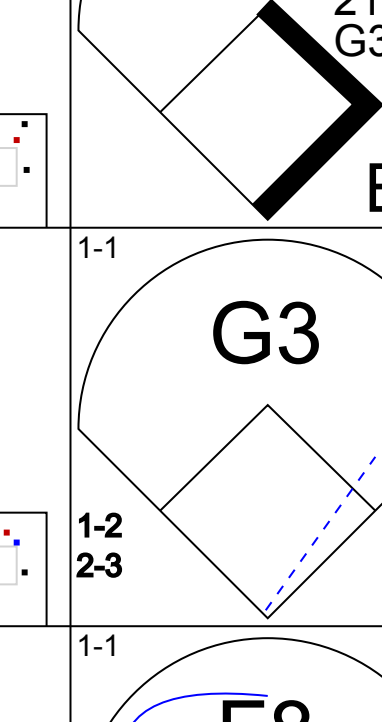
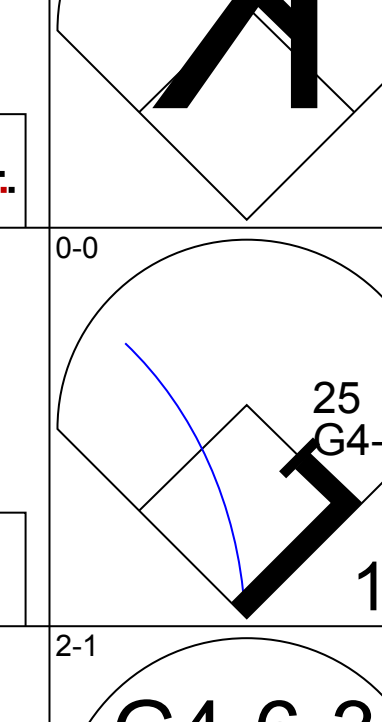

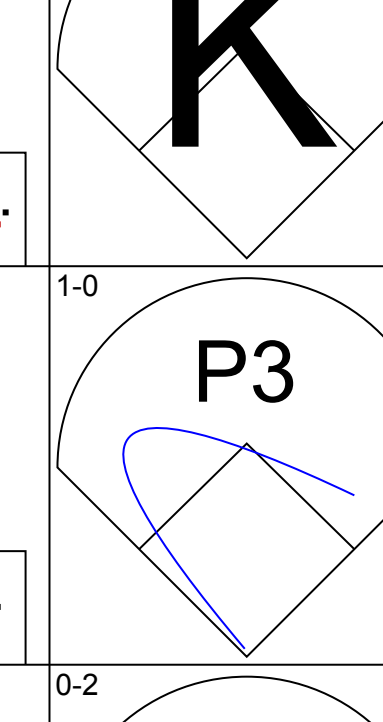
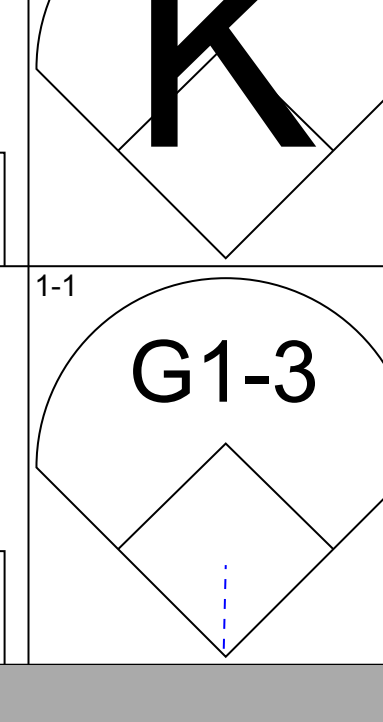
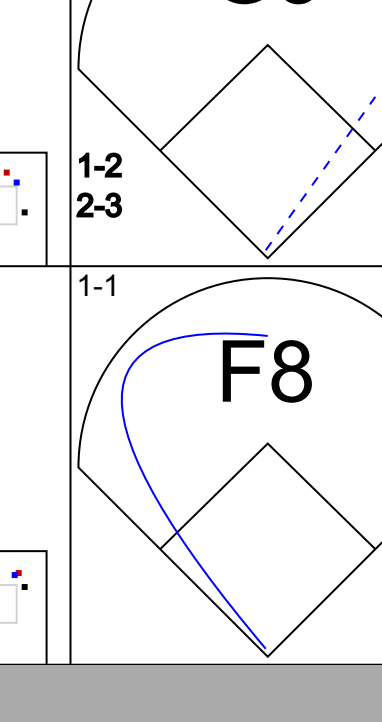
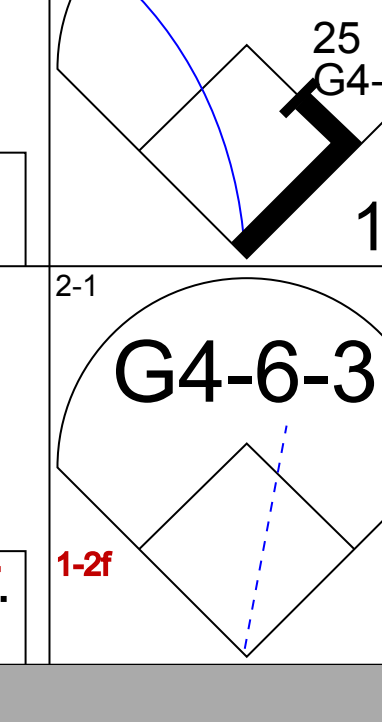
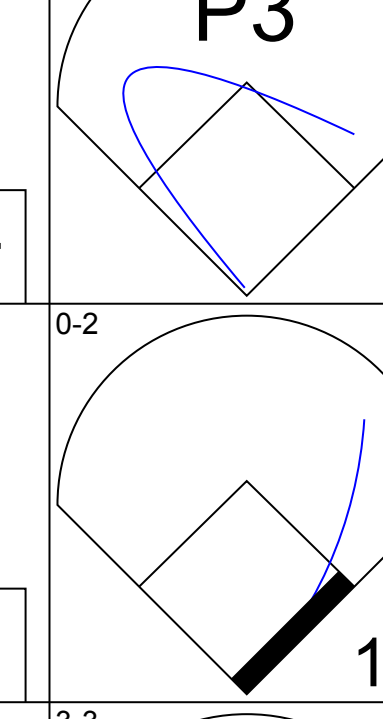
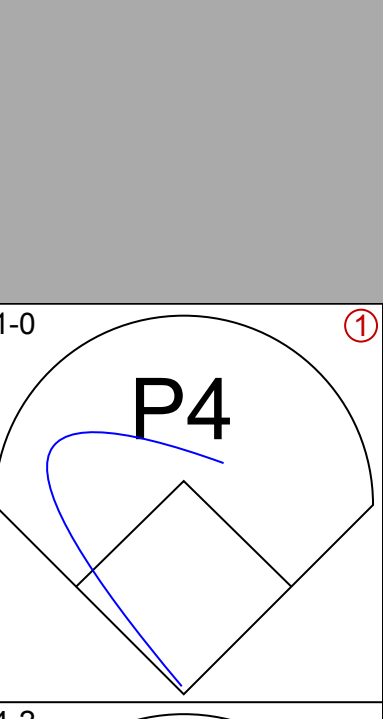
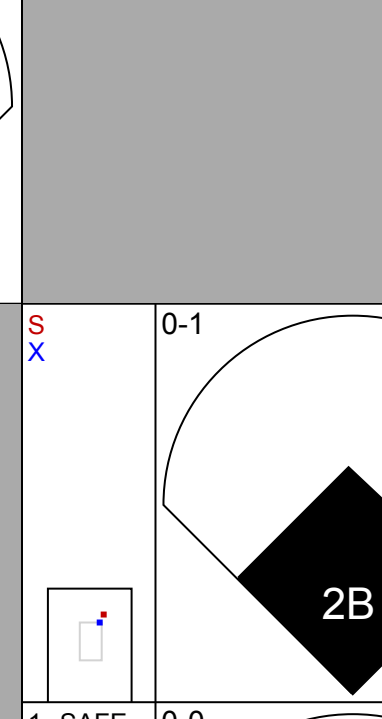
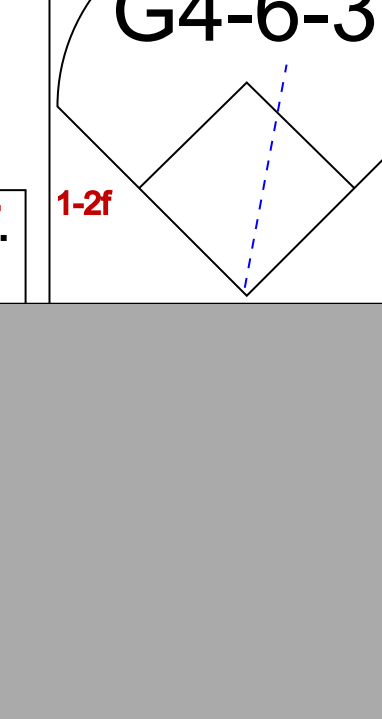
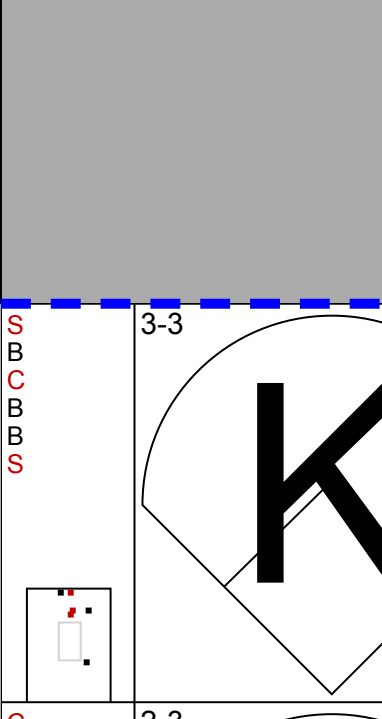
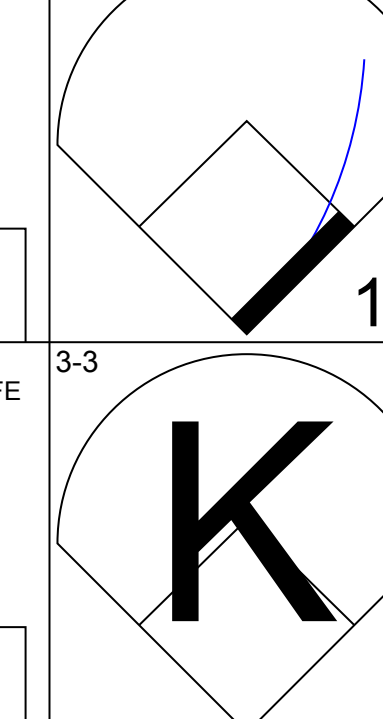



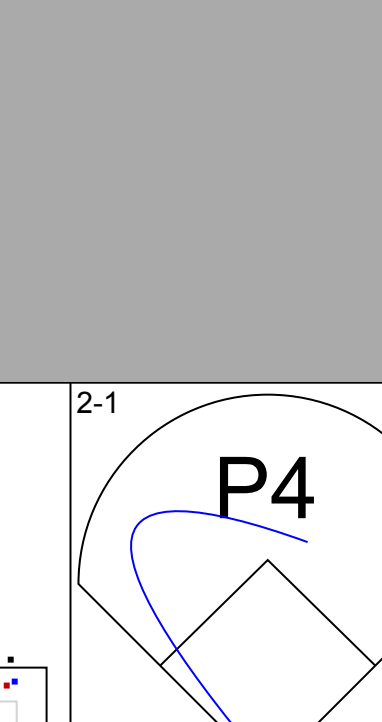
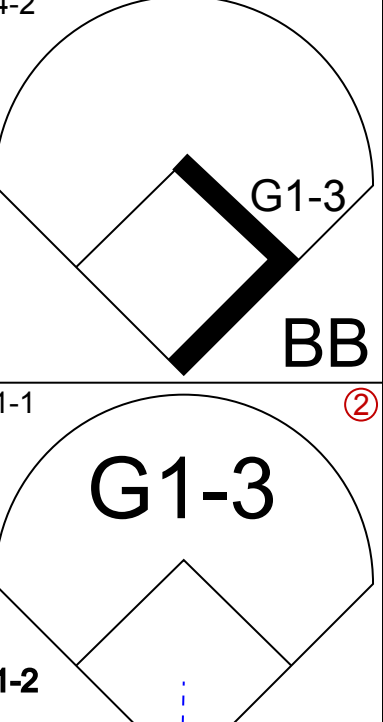
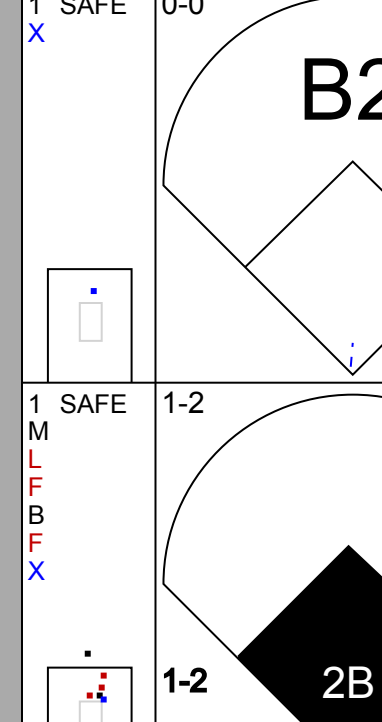

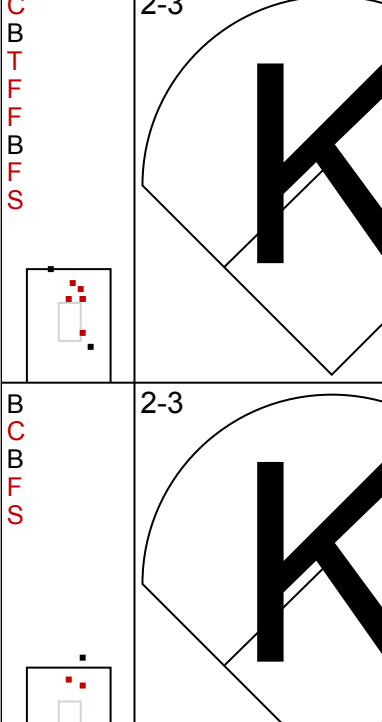
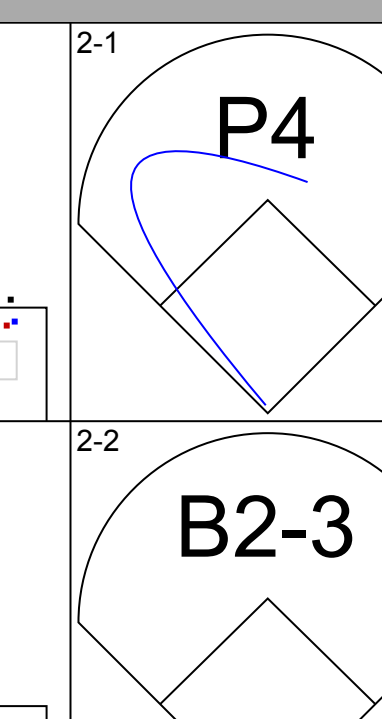
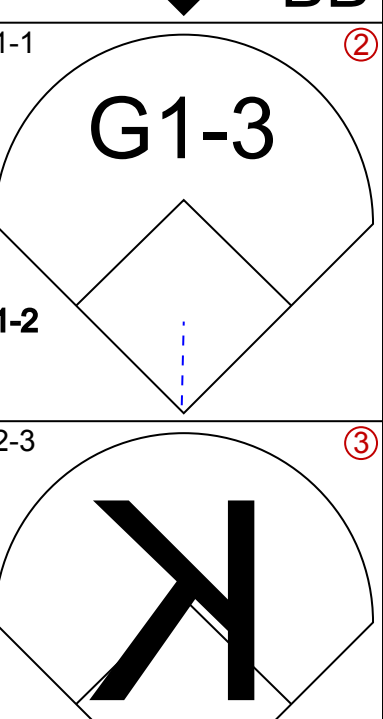
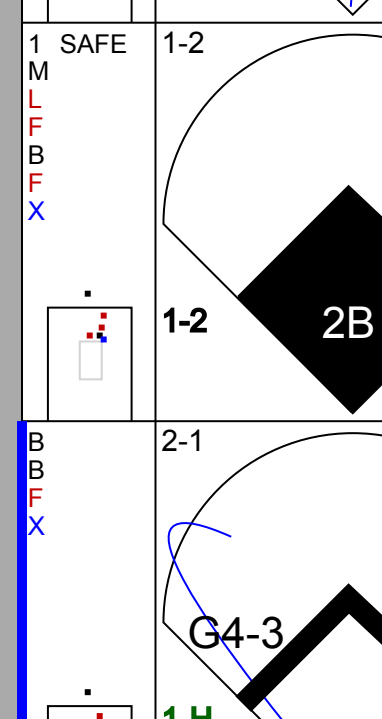

| | |
|-----|----|
| AB | 36 |
| R | 5 |
| H | 9 |
| RBI | 5 |
| BB | 2 |
| SO | 6 |
| LOB | 14 |



| Batter | 1 | 2 | 3 | 4 | 5 | 6 | 7 | 8 | 9 | AB | R | H | RBI | BB | SO | LOB | TOP | | | | | | | | | | | | | | | | | |
|---|---|--|--|--|---|---|---|---|--|----------------------------------|------------------------------|----------------------------------|-------------------------------|----------------------------------|------------------------------|----------------------------------|--|----------------------------------|------------------------------------|----------------------------------|--------|--|--|--|--|--|--|--|--|--|--|--|--|--|
| 11 Jimmy Rollins, S OBP: 0.341, SLG: 0.521 |  | | |  | |  | |  | | 4 | 0 | 1 | 0 | 0 | 1 | 0 | Philadelphia Phillies @ Washington Nationals Robert F. Kennedy Memorial Stadium, Washington, DC Tue Aug 14 2007, 7:05 PM EDT Att: 27,128 - Clear - 82 F | | | | | | | | | | | | | | | | | |
| Tadahito Iguchi, R OBP: 0.347, SLG: 0.392 |  | | |  | |  | |  | | 4 | 0 | 0 | 0 | 0 | 0 | 2 | | | | | | | | | | | | | | | | | | |
| Pat Burrell, R OBP: 0.414, SLG: 0.480 29 Chris Roberson, S OBP: 0.286, SLG: 0.286 |  | | |  | | |  |  | | 4 | 0 | 0 | 0 | 0 | 2 | 2 | | | | | | | | | | | | | | | | | | |
| 6 Ryan Howard, L OBP: 0.392, SLG: 0.585 | |  | |  | | |  | |  | 4 | 0 | 0 | 0 | 0 | 2 | 1 | | | | | | | | | | | | | | | | | | |
| Aaron Rowand, R OBP: 0.382, SLG: 0.522 |  | | | |  | |  | |  | 4 | 0 | 1 | 0 | 0 | 2 | 0 | | | | | | | | | | | | | | | | | | |
| 19 Greg Dobbs, L OBP: 0.325, SLG: 0.483 Abraham Nunez, S OBP: 0.320, SLG: 0.304 |  | | | |  | | |  |  | 3 | 0 | 0 | 0 | 0 | 1 | 1 | | | | | | | | | | | | | | | | | | |
| 28 Jayson Werth, R OBP: 0.361, SLG: 0.588 | | |  | |  | | |  | | 2 | 1 | 0 | 0 | 1 | 1 | 0 | | | | | | | | | | | | | | | | | | |
| 51 Carlos Ruiz, R OBP: 0.321, SLG: 0.384 | |  | | |  | | |  |  | 3 | 1 | 1 | 1 | 0 | 0 | 1 | | | | | | | | | | | | | | | | | | |
| Kyle Lohse, R OBP: 0.179, SLG: 0.162 Antonio Alfonseca, R ERA: 2.96 Russell Branyan, L OBP: 0.337, SLG: 0.455 45 Tom Gordon, R ERA: 3.86 39 Brett Myers, R ERA: 5.02 |  | | |  | |  | |  | | 2 | 0 | 0 | 0 | 0 | 2 | 0 | | | | | | | | | | | | | | | | | | |
| Inning Stats | R: 0 E: 0 K: 1 S: 7 | H: 0 LOB: 0 BB: 0 P: 12 | R: 0 E: 0 K: 0 S: 4 | H: 0 LOB: 0 BB: 0 P: 6 | R: 0 E: 0 K: 2 S: 10 | H: 0 LOB: 0 BB: 0 P: 13 | R: 0 E: 1 K: 2 S: 13 | H: 0 LOB: 1 BB: 0 P: 19 | R: 0 E: 0 K: 1 S: 10 | H: 0 LOB: 0 BB: 0 P: 13 | R: 0 E: 0 K: 1 S: 9 | H: 0 LOB: 0 BB: 0 P: 16 | R: 0 E: 0 K: 3 S: 16 | H: 3 LOB: 1 BB: 0 P: 23 | R: 0 E: 0 K: 2 S: 9 | H: 0 LOB: 0 BB: 0 P: 14 | | 1B: 3 2B: 0 3B: 0 HR: 1 | SF: 0 SAC: 0 DP: 0 HBP: 0 | WP: 0 PB: 0 SB: 2 CS: 1 | PA: 33 | | | | | | | | | | | | | |
| PITCHER | IP WLS BF H R ER SO BB IBB HBP BLK WP HR S P ERA WHIP | | | | | | | | | | | | | | | | | | | | | | | | | | | | | | | | | |
| 41 Shawn Hill, R ERA: 2.41 | 6.0 | 20 | 1 | 0 | 0 | 3 | 1 | 0 | 0 | 0 | 0 | 0 | 0 | 0 | 53 | 79 | 0.00 | 0.333 | | | | | | | | | | | | | | | | |
| Luis Ayala, R ERA: 2.96 | 1.0 | 3 | 0 | 0 | 0 | 0 | 0 | 0 | 0 | 0 | 0 | 0 | 0 | 0 | 10 | 16 | 0.00 | 0.000 | | | | | | | | | | | | | | | | |
| Jon Rauch, R ERA: 3.86 | 1.0 | L | 7 | 3 | 3 | 2 | 0 | 0 | 0 | 0 | 0 | 0 | 0 | 1 | 16 | 23 | 18.00 | 3.000 | | | | | | | | | | | | | | | | |
| 34 Ray King, L ERA: 5.02 | 0.1 | 1 | 0 | 0 | 0 | 0 | 0 | 0 | 0 | 0 | 0 | 0 | 0 | 2 | 3 | 0.00 | 0.000 | | | | | | | | | | | | | | | | | |
| 52 Saul Rivera, R ERA: 3.69 | 0.2 | 2 | 0 | 0 | 0 | 2 | 0 | 0 | 0 | 0 | 0 | 0 | 0 | 7 | 11 | 0.00 | 0.000 | | | | | | | | | | | | | | | | | |

| | |
|-----|----|
| AB | 32 |
| R | 3 |
| H | 4 |
| RBI | 3 |
| BB | 1 |
| SO | 12 |
| LOB | 7 |



| Batter | 1 | 2 | 3 | 4 | 5 | 6 | 7 | 8 | 9 | AB | R | H | RBI | BB | SO | LOB | BOTTOM | | | | | | | | | | | | | | | | |
|--|---|----------------------------------|---|---|--|---|---|---|---|----------------------------------|-------------------------------|----------------------------------|------------------------------|----------------------------------|-------------------------------|----------------------------------|--|----------------------------------|------------------------------------|----------------------------------|--------|--|--|--|--|--|--|--|--|--|--|--|--|
| Felipe Lopez, S OBP: 0.315, SLG: 0.373 |  | |  | | |  |  |  | | 3 | 0 | 1 | 0 | 1 | 0 | 1 | Philadelphia Phillies @ Washington Nationals Robert F. Kennedy Memorial Stadium, Washington, DC Tue Aug 14 2007, 7:05 PM EDT Att: 27,128 - Clear - 82 F | | | | | | | | | | | | | | | | |
| 10 Ronnie Belliard, R OBP: 0.330, SLG: 0.399 |  | |  | | |  |  | | | 3 | 0 | 0 | 0 | 0 | 0 | 2 | | | | | | | | | | | | | | | | | |
| 11 Ryan Zimmerman, R OBP: 0.317, SLG: 0.448 |  | | |  | |  |  |  | | 3 | 0 | 0 | 0 | 1 | 1 | 0 | | | | | | | | | | | | | | | | | |
| 21 Dmitri Young, S OBP: 0.378, SLG: 0.500 Robert Fick, L OBP: 0.293, SLG: 0.257 |  | | |  | |  | |  |  | 3 | 0 | 0 | 0 | 0 | 2 | 2 | | | | | | | | | | | | | | | | | |
| 25 Austin Kearns, R OBP: 0.329, SLG: 0.379 |  | | |  | |  | |  | | 4 | 0 | 0 | 0 | 0 | 0 | 3 | | | | | | | | | | | | | | | | | |
| Ryan Church, L OBP: 0.343, SLG: 0.431 Ryan Langerhans, L OBP: 0.281, SLG: 0.277 |  | | | |  | |  |  |  | 3 | 1 | 2 | 0 | 0 | 0 | 0 | | | | | | | | | | | | | | | | | |
| Brian Schneider, L OBP: 0.319, SLG: 0.332 |  | | |  | |  | |  | | 3 | 0 | 0 | 0 | 1 | 2 | 2 | | | | | | | | | | | | | | | | | |
| Nook Logan, S OBP: 0.325, SLG: 0.355 | | |  | |  | |  |  |  | 4 | 1 | 1 | 0 | 0 | 1 | 1 | | | | | | | | | | | | | | | | | |
| 41 Shawn Hill, R ERA: 2.78, SLG: 0.133 Luis Ayala, R ERA: 4.57 Tony Batista, R OBP: 0.366, SLG: 0.304 Jon Rauch, R ERA: 3.86 34 Ray King, L ERA: 5.04 52 Saul Rivera, S ERA: 3.69 |  | | | |  | |  |  | | 2 | 0 | 0 | 0 | 0 | 1 | 1 | | | | | | | | | | | | | | | | | |
| Inning Stats | R: 0 E: 0 K: 0 S: 8 | H: 0 LOB: 0 BB: 0 P: 12 | R: 0 E: 0 K: 2 S: 15 | H: 1 LOB: 1 BB: 0 P: 22 | R: 0 E: 0 K: 0 S: 10 | H: 0 LOB: 1 BB: 1 P: 18 | R: 0 E: 0 K: 1 S: 8 | H: 0 LOB: 0 BB: 0 P: 10 | R: 0 E: 0 K: 1 S: 9 | H: 0 LOB: 1 BB: 1 P: 17 | R: 2 E: 0 K: 0 S: 19 | H: 3 LOB: 1 BB: 0 P: 26 | R: 0 E: 0 K: 1 S: 6 | H: 1 LOB: 0 BB: 0 P: 10 | R: 0 E: 0 K: 3 S: 12 | H: 0 LOB: 0 BB: 0 P: 19 | | 1B: 5 2B: 1 3B: 0 HR: 0 | SF: 0 SAC: 1 DP: 1 HBP: 0 | WP: 0 PB: 0 SB: 0 CS: 0 | PA: 35 | | | | | | | | | | | | |
| PITCHER | IP WLS BF H R ER SO BB IBB HBP BLK WP HR S P ERA WHIP | | | | | | | | | | | | | | | | | | | | | | | | | | | | | | | | |
| Kyle Lohse, R ERA: 4.57 | 6.2 | 28 | 5 | 2 | 2 | 4 | 3 | 0 | 0 | 0 | 0 | 0 | 0 | 75 | 118 | 2.70 | 1.200 | | | | | | | | | | | | | | | | |
| Antonio Alfonseca, R ERA: 3.83 | 0.1 | W | 1 | 0 | 0 | 0 | 0 | 0 | 0 | 0 | 0 | 0 | 0 | 4 | 5 | 0.00 | 0.000 | | | | | | | | | | | | | | | | |
| 45 Tom Gordon, R ERA: 3.86 | 1.0 | H | 3 | 1 | 0 | 0 | 0 | 0 | 0 | 0 | 0 | 0 | 0 | 6 | 10 | 0.00 | 1.000 | | | | | | | | | | | | | | | | |
| 39 Brett Myers, R ERA: 5.04 | 1.0 | S | 3 | 0 | 0 | 0 | 0 | 0 | 0 | 0 | 0 | 0 | 0 | 12 | 19 | 0.00 | 0.000 | | | | | | | | | | | | | | | | |

| | |
|-----|----|
| AB | 31 |
| R | 2 |
| H | 6 |
| RBI | 2 |
| BB | 3 |
| SO | 8 |
| LOB | 12 |



| Batter | 1 | 2 | 3 | 4 | 5 | 6 | 7 | 8 | 9 | AB | R | H | RBI | BB | SO | LOB | TOP | | | | |
|--|---|---|---|---|---|---|---|---|---|---|---|---|---|---|---|---|---|---|---|---|---|
| 11 Jimmy Rollins, S OBP: 0.341, SLG: 0.516 | 3-1 S G6-3 1B | 1-3 K | | | 1-1 P4 | | 4-2 F8 6 FC4-6 1B BB | 1-3 K | | 4 | 1 | 1 | 0 | 1 | 2 | 2 | | | | | |
| Tadahito Iguchi, R OBP: 0.345, SLG: 0.388 | 2-2 G6-3 | | 2-0 F8 | | 2-1 1B | | 0-0 6 FC4-6 1B | 2-3 K | | 5 | 0 | 2 | 0 | 0 | 1 | 1 | | | | | |
| Pat Burrell, R OBP: 0.411, SLG: 0.473 | 2-3 SAFE SAFE K | 2-3 K | 1-2 F7 | | 3-2 1B | | 2-2 F8 | 1-1 F7 | | 4 | 0 | 1 | 0 | 0 | 1 | 3 | | | | | |
| 29 Chris Roberson, S OBP: 0.273, SLG: 0.273 | 2-3 K | | 1-2 F7 | | 1-2 1B | | 2-3 F8 | 1-1 F7 | | 1 | 0 | 0 | 0 | 0 | 0 | 0 | | | | | |
| 6 Ryan Howard, L OBP: 0.388, SLG: 0.576 | 2-3 K | | 3-3 K2-3 | | 3-3 K | | 0-0 FC4-6 | 1-0 1B | | 5 | 0 | 1 | 1 | 0 | 3 | 4 | | | | | |
| Aaron Rowand, R OBP: 0.379, SLG: 0.515 | | 0-3 K | | 3-3 K | 2-0 P4 | | 3-3 K | 0-1 F9 | | 5 | 0 | 0 | 0 | 0 | 3 | 4 | | | | | |
| 28 Jayson Werth, R OBP: 0.388, SLG: 0.417 | | 4-0 51 HR BB | | 1-1 F9 | | 2-2 P4 | | 1-1 51 SH5-4 19 2B | | 3 | 2 | 1 | 0 | 1 | 0 | 0 | | | | | |
| 51 Carlos Ruiz, R OBP: 0.328, SLG: 0.399 | 1-0 HR BB | | 4-2 BB | | 3-2 1B | | 0-0 SH5-4 | 2-3 K | | 2 | 1 | 2 | 2 | 1 | 0 | 0 | | | | | |
| Abraham Nunez, S OBP: 0.323, SLG: 0.301 | 4-2 35 FC2-6 BB | | 4-1 BB | | 1-2 BB | | 0-0 F7 | 0-3 K | | 2 | 0 | 0 | 0 | 0 | 2 | 1 | | | | | |
| 35 Cole Hamels, L OBP: 0.148, SLG: 0.192 | 1-0 FC2-6 | | 1-3 K | | 0-0 P6 | | 3-1 2B | | | 3 | 0 | 0 | 0 | 0 | 0 | 1 | | | | | |
| 19 Greg Dobbs, L OBP: 0.197, SLG: 0.247 | | | | | | | | | | 0 | 0 | 0 | 0 | 0 | 0 | 0 | | | | | |
| 45 Tom Gordon, R | | | | | | | | | | 0 | 0 | 0 | 0 | 0 | 0 | 0 | | | | | |
| 16 J.C. Romero, S | | | | | | | | | | 0 | 0 | 0 | 0 | 0 | 0 | 0 | | | | | |
| 39 Brett Myers, R | | | | | | | | | | 0 | 0 | 0 | 0 | 0 | 0 | 0 | | | | | |
| Inning Stats | R: 0 E: 0 K: 2 S: 11 | H: 1 LOB: 1 BB: 0 P: 20 | R: 2 E: 0 K: 2 S: 10 | H: 1 LOB: 1 BB: 2 P: 21 | R: 0 E: 0 K: 1 S: 8 | H: 0 LOB: 0 BB: 0 P: 14 | R: 0 E: 0 K: 2 S: 11 | H: 0 LOB: 2 BB: 2 P: 24 | R: 0 E: 0 K: 1 S: 11 | H: 2 LOB: 2 BB: 0 P: 22 | R: 1 E: 0 K: 1 S: 16 | H: 1 LOB: 1 BB: 1 P: 25 | R: 1 E: 0 K: 2 S: 11 | H: 2 LOB: 2 BB: 0 P: 16 | R: 0 E: 0 K: 1 S: 8 | H: 1 LOB: 1 BB: 0 P: 12 | 1B: 6 2B: 2 3B: 0 HR: 1 | SF: 0 SAC: 1 DP: 0 HBP: 0 | WP: 0 PB: 0 SB: 1 CS: 1 | PA: 41 | |
| PITCHER | IP WLS BF H R ER SO BB IBB HBP BLK WP HR S P ERA WHIP | IP WLS BF H R ER SO BB IBB HBP BLK WP HR S P ERA WHIP | IP WLS BF H R ER SO BB IBB HBP BLK WP HR S P ERA WHIP | IP WLS BF H R ER SO BB IBB HBP BLK WP HR S P ERA WHIP | IP WLS BF H R ER SO BB IBB HBP BLK WP HR S P ERA WHIP | IP WLS BF H R ER SO BB IBB HBP BLK WP HR S P ERA WHIP | IP WLS BF H R ER SO BB IBB HBP BLK WP HR S P ERA WHIP | IP WLS BF H R ER SO BB IBB HBP BLK WP HR S P ERA WHIP | IP WLS BF H R ER SO BB IBB HBP BLK WP HR S P ERA WHIP | IP WLS BF H R ER SO BB IBB HBP BLK WP HR S P ERA WHIP | IP WLS BF H R ER SO BB IBB HBP BLK WP HR S P ERA WHIP | IP WLS BF H R ER SO BB IBB HBP BLK WP HR S P ERA WHIP | IP WLS BF H R ER SO BB IBB HBP BLK WP HR S P ERA WHIP | IP WLS BF H R ER SO BB IBB HBP BLK WP HR S P ERA WHIP | IP WLS BF H R ER SO BB IBB HBP BLK WP HR S P ERA WHIP | IP WLS BF H R ER SO BB IBB HBP BLK WP HR S P ERA WHIP | IP WLS BF H R ER SO BB IBB HBP BLK WP HR S P ERA WHIP | IP WLS BF H R ER SO BB IBB HBP BLK WP HR S P ERA WHIP | IP WLS BF H R ER SO BB IBB HBP BLK WP HR S P ERA WHIP | IP WLS BF H R ER SO BB IBB HBP BLK WP HR S P ERA WHIP | IP WLS BF H R ER SO BB IBB HBP BLK WP HR S P ERA WHIP |

Philadelphia Phillies @ Washington Nationals
Robert F. Kennedy Memorial Stadium, Washington, DC
Thu Aug 16 2007, 7:05 PM EDT
Att: 27,308 - Cloudy - 88 F

AB 35
R 4
H 9
RBI 4
BB 5
SO 12
LOB 20



| Batter | 1 | 2 | 3 | 4 | 5 | 6 | 7 | 8 | 9 | AB | R | H | RBI | BB | SO | LOB | BOTTOM | | | | | |
|---|---|---|---|---|---|---|---|---|---|---|---|---|---|---|---|---|---|---|---|---|---|--------|
| Felipe Lopez, S OBP: 0.314, SLG: 0.369 | 1-2 L3 | | 4-0 10 G4-3 BB | | 0-1 L9 | | 2-3 K | | 1-1 G6-3 | 4 | 0 | 0 | 0 | 1 | 1 | 3 | | | | | | |
| 10 Ronnie Belliard, R OBP: 0.328, SLG: 0.407 | 0-1 2B | | 3-2 G4-3 | | 1-1 P5 | | 1-1 HR | | | 4 | 1 | 2 | 1 | 0 | 0 | 1 | | | | | | |
| 11 Ryan Zimmerman, R OBP: 0.316, SLG: 0.449 | 2-0 G1-3 | | 2-2 G4-3 | | 1-1 G4-3 | | 0-2 F8 | | | 4 | 0 | 0 | 0 | 0 | 0 | 2 | | | | | | |
| 21 Dmitri Young, S OBP: 0.379, SLG: 0.507 | 1-2 G6-3 | | 3-1 G4-3 | | 0-0 F9 | | 2-1 HR | | | 4 | 1 | 1 | 1 | 0 | 0 | 1 | | | | | | |
| 25 Austin Kearns, R OBP: 0.331, SLG: 0.381 | | 2-1 1B | | 4-0 BB | | | | | | 2 | 0 | 2 | 0 | 2 | 0 | 0 | | | | | | |
| Ryan Langerhans, L OBP: 0.281, SLG: 0.277 | | | | | | | | | | 0 | 0 | 0 | 0 | 0 | 0 | 0 | | | | | | |
| Ryan Church, L OBP: 0.343, SLG: 0.436 | | 3-3 K | | 0-1 E3 3 G6-4-3 | | 3-3 K | | 1-1 1B | | 4 | 0 | 1 | 0 | 0 | 2 | 3 | | | | | | |
| 3 Jesus Flores, R OBP: 0.305, SLG: 0.353 | 1-2 SAFE K | 2-3 K | | 1-2 G6-4-3 | | 0-3 K | | 3-1 F9-6 | | 4 | 0 | 0 | 0 | 0 | 2 | 6 | | | | | | |
| Nook Logan, S OBP: 0.324, SLG: 0.358 | | 2-2 L6 | | | 1-1 L5 | | 0-0 BB | | 0-3 K | 4 | 0 | 1 | 0 | 0 | 1 | 1 | | | | | | |
| 38 Joel Hanrahan, R OBP: 0.429, SLG: 1.092 | | | 1-3 K | | 2-3 K | | 4-2 BB | | 2-2 L8 | 1 | 0 | 0 | 0 | 0 | 1 | 0 | | | | | | |
| D'Angelo Jimenez, S OBP: 0.339, SLG: 0.292 | | | | | | | | | | 1 | 0 | 0 | 0 | 0 | 1 | 0 | | | | | | |
| 49 Chris Schroder, R OBP: 0.174, SLG: 0.174 | | | | | | | | | | 0 | 0 | 0 | 0 | 0 | 0 | 0 | | | | | | |
| Mike Bacsik, L OBP: 0.192, SLG: 0.236 | | | | | | | | | | 0 | 0 | 0 | 0 | 0 | 0 | 0 | | | | | | |
| Tony Batista, R | | | | | | | | | | 0 | 0 | 0 | 0 | 0 | 0 | 0 | | | | | | |
| 52 Saul Rivera, S | | | | | | | | | | 0 | 0 | 0 | 0 | 0 | 0 | 0 | | | | | | |
| Jon Rauch, R | | | | | | | | | | 0 | 0 | 0 | 0 | 0 | 0 | 0 | | | | | | |
| Robert Frisk, L OBP: 0.278, SLG: 0.254 | | | | | | | | | | 1 | 0 | 0 | 0 | 0 | 0 | 0 | | | | | | |
| Inning Stats | R: 0 E: 0 K: 0 S: 9 | H: 1 LOB: 1 BB: 0 P: 13 | R: 0 E: 0 K: 2 S: 16 | H: 1 LOB: 1 BB: 0 P: 25 | R: 0 E: 0 K: 1 S: 10 | H: 0 LOB: 1 BB: 1 P: 20 | R: 0 E: 1 K: 0 S: 7 | H: 0 LOB: 1 BB: 1 P: 15 | R: 0 E: 0 K: 1 S: 7 | H: 0 LOB: 0 BB: 0 P: 10 | R: 0 E: 0 K: 0 S: 5 | H: 0 LOB: 0 BB: 0 P: 7 | R: 0 E: 3 K: 3 S: 17 | H: 2 LOB: 3 BB: 1 P: 26 | R: 2 E: 0 K: 0 S: 11 | H: 3 LOB: 1 BB: 1 P: 22 | R: 0 E: 0 K: 1 S: 9 | H: 0 LOB: 0 BB: 0 P: 12 | 1B: 3 2B: 3 3B: 0 HR: 2 | SF: 0 SAC: 0 DP: 2 HBP: 0 | WP: 0 PB: 0 SB: 1 CS: 0 | PA: 37 |
| PITCHER | IP WLS BF H R ER SO BB IBB HBP BLK WP HR S P ERA WHIP | IP WLS BF H R ER SO BB IBB HBP BLK WP HR S P ERA WHIP | IP WLS BF H R ER SO BB IBB HBP BLK WP HR S P ERA WHIP | IP WLS BF H R ER SO BB IBB HBP BLK WP HR S P ERA WHIP | IP WLS BF H R ER SO BB IBB HBP BLK WP HR S P ERA WHIP | IP WLS BF H R ER SO BB IBB HBP BLK WP HR S P ERA WHIP | IP WLS BF H R ER SO BB IBB HBP BLK WP HR S P ERA WHIP | IP WLS BF H R ER SO BB IBB HBP BLK WP HR S P ERA WHIP | IP WLS BF H R ER SO BB IBB HBP BLK WP HR S P ERA WHIP | IP WLS BF H R ER SO BB IBB HBP BLK WP HR S P ERA WHIP | IP WLS BF H R ER SO BB IBB HBP BLK WP HR S P ERA WHIP | IP WLS BF H R ER SO BB IBB HBP BLK WP HR S P ERA WHIP | IP WLS BF H R ER SO BB IBB HBP BLK WP HR S P ERA WHIP | IP WLS BF H R ER SO BB IBB HBP BLK WP HR S P ERA WHIP | IP WLS BF H R ER SO BB IBB HBP BLK WP HR S P ERA WHIP | IP WLS BF H R ER SO BB IBB HBP BLK WP HR S P ERA WHIP | IP WLS BF H R ER SO BB IBB HBP BLK WP HR S P ERA WHIP | IP WLS BF H R ER SO BB IBB HBP BLK WP HR S P ERA WHIP | IP WLS BF H R ER SO BB IBB HBP BLK WP HR S P ERA WHIP | IP WLS BF H R ER SO BB IBB HBP BLK WP HR S P ERA WHIP | IP WLS BF H R ER SO BB IBB HBP BLK WP HR S P ERA WHIP | |

Philadelphia Phillies @ Washington Nationals
Robert F. Kennedy Memorial Stadium, Washington, DC
Thu Aug 16 2007, 7:05 PM EDT
Att: 27,308 - Cloudy - 88 F

AB 33
R 2
H 7
RBI 2
BB 4
SO 8
LOB 17



| Batter | 1 | 2 | 3 | 4 | 5 | 6 | 7 | 8 | 9 | AB | R | H | RBI | BB | SO | LOB | TOP | | | | | |
|--|---|----------------------------------|------------------------------|----------------------------------|-------------------------------|----------------------------------|-------------------------------|----------------------------------|-------------------------------|----------------------------------|-------------------------------|----------------------------------|------------------------------|----------------------------------|------------------------------|----------------------------------|--|----------------------------------|----------------------------------|------------------------------------|----------------------------------|--------|
| 11 Jimmy Rollins, S OBP: 0.343, SLG: 0.520 | F7 | | 2B | | | 2B | | L8 | K | 6 | 3 | 3 | 1 | 0 | 1 | 2 | Philadelphia Phillies @ Pittsburgh Pirates PNC Park, Pittsburgh, PA Fri Aug 17 2007, 7:05 PM EDT Att: 37,072 - Clear - 78 F | | | | | |
| Tadahito Iguchi, R OBP: 0.348, SLG: 0.392 | BB | | F9 | | | 1B | | K | | 4 | 2 | 2 | 2 | 1 | 1 | | | | | | | |
| Pat Burrell, R OBP: 0.417, SLG: 0.489 29 Chris Roberson, S OBP: 0.261, SLG: 0.261 | FC6-4 | | | | | HR | | F8 | | 3 | 2 | 3 | 3 | 1 | 0 | 0 | | | | | | |
| 6 Ryan Howard, L OBP: 0.386, SLG: 0.570 | F5 | | P5 | | | K | | | 1B | 4 | 1 | 0 | 0 | 1 | 2 | 5 | | | | | | |
| Aaron Rowand, R OBP: 0.379, SLG: 0.520 | FC6-4 | | G6-3 | | | K | | | BB | 5 | 2 | 2 | 3 | 0 | 0 | 3 | | | | | | |
| 28 Jayson Werth, R OBP: 0.369, SLG: 0.417 | | P3 | | | | | | | 1B | 5 | 0 | 2 | 0 | 0 | 1 | 2 | | | | | | |
| Wes Helms, R OBP: 0.305, SLG: 0.382 55 Clay Condrey, R Jose Mesa, R | F9 | | | | | G1-6-3 | | | BB | 4 | 0 | 1 | 0 | 0 | 1 | 2 | | | | | | |
| 19 Greg Dobbs, L OBP: 0.329, SLG: 0.487 59 Mike Zagurski, L | | | | | | | | | BB | 0 | 0 | 0 | 0 | 0 | 0 | 0 | | | | | | |
| 27 Chris Coste, R OBP: 0.367, SLG: 0.455 | 1B | | | | | | | F9 | FC5 | 5 | 1 | 3 | 2 | 0 | 1 | 2 | | | | | | |
| 58 J.D. Durbin, R Abraham Nunez, S | F8 | | | | | | | | 1B | 2 | 0 | 0 | 0 | 0 | 0 | 2 | | | | | | |
| Inning Stats | R: 0 E: 0 K: 0 S: 11 | H: 0 LOB: 2 BB: 2 P: 25 | R: 0 E: 0 K: 0 S: 7 | H: 1 LOB: 1 BB: 0 P: 10 | R: 1 E: 0 K: 0 S: 10 | H: 2 LOB: 1 BB: 0 P: 16 | R: 0 E: 0 K: 2 S: 13 | H: 1 LOB: 1 BB: 0 P: 19 | R: 4 E: 0 K: 1 S: 15 | H: 5 LOB: 0 BB: 0 P: 22 | R: 4 E: 0 K: 1 S: 16 | H: 4 LOB: 1 BB: 0 P: 20 | R: 0 E: 0 K: 0 S: 8 | H: 1 LOB: 1 BB: 0 P: 15 | R: 0 E: 0 K: 1 S: 8 | H: 0 LOB: 0 BB: 0 P: 11 | R: 2 E: 0 K: 2 S: 13 | H: 2 LOB: 2 BB: 2 P: 29 | 1B: 9 2B: 5 3B: 0 HR: 2 | SF: 0 SAC: 1 DP: 1 HBP: 0 | WP: 0 PB: 0 SB: 0 CS: 0 | PA: 46 |
| PITCHER | IP WLS BF H R ER SO BB IBB HBP BLK WP HR S P ERA WHIP | | | | | | | | | | | | | | | | | | | | | |
| 24 Tom Gorzelanny, L ERA: 3.48 | 5.0 L 25 9 5 5 3 2 0 0 0 0 0 1 56 92 9.00 2.200 | | | | | | | | | | | | | | | | | | | | | |
| Shane Youman, L ERA: 5.79 | 2.0 11 5 4 4 1 0 0 0 0 0 0 1 24 35 18.00 2.500 | | | | | | | | | | | | | | | | | | | | | |
| 16 Salomon Torres, R ERA: 5.28 | 1.0 3 0 0 0 1 0 0 0 0 0 0 0 8 11 0.00 0.000 | | | | | | | | | | | | | | | | | | | | | |
| Shawn Chacon, R ERA: 4.37 | 1.0 7 2 2 2 2 2 0 0 0 0 0 0 13 29 18.00 4.000 | | | | | | | | | | | | | | | | | | | | | |

| Batter | 1 | 2 | 3 | 4 | 5 | 6 | 7 | 8 | 9 | AB | R | H | RBI | BB | SO | LOB | BOTTOM | | | | | |
|---|---|----------------------------------|------------------------------|----------------------------------|-------------------------------|----------------------------------|------------------------------|----------------------------------|-------------------------------|----------------------------------|------------------------------|----------------------------------|-------------------------------|----------------------------------|------------------------------|----------------------------------|--|-------------------------------|----------------------------------|----------------------------------|------------------------------------|----------------------------------|
| 13 Nate McLouth, L OBP: 0.327, SLG: 0.431 | 12 1B | | 25 S | | | G3-1 | | | G4-3 | 3 | 1 | 1 | 1 | 2 | 0 | 1 | Philadelphia Phillies @ Pittsburgh Pirates PNC Park, Pittsburgh, PA Fri Aug 17 2007, 7:05 PM EDT Att: 37,072 - Clear - 78 F | | | | | |
| 12 Freddy Sanchez, R OBP: 0.344, SLG: 0.421 | BB | | BB | | | | | | G4-3 | 4 | 0 | 1 | 3 | 0 | 0 | 2 | | | | | | |
| 25 Adam LaRoche, L OBP: 0.331, SLG: 0.442 | 1B | | | | | | | | G4-3 | 5 | 0 | 1 | 0 | 0 | 1 | 2 | | | | | | |
| Jason Bay, R OBP: 0.328, SLG: 0.423 | F7 | | | | | | | | K | 3 | 1 | 0 | 0 | 1 | 2 | 1 | | | | | | |
| 19 José Bautista, R OBP: 0.347, SLG: 0.418 | F9 | | | | | | | | K | 4 | 1 | 1 | 2 | 0 | 1 | 1 | | | | | | |
| Jose Castillo, R OBP: 0.289, SLG: 0.354 | G3 | | | | | | | | K | 4 | 0 | 0 | 0 | 0 | 0 | 0 | | | | | | |
| 26 Ronny Paulino, R OBP: 0.292, SLG: 0.380 | G5-3 | | | | | | | | K | 4 | 1 | 1 | 1 | 0 | 0 | 0 | | | | | | |
| Cesar Izturis, S OBP: 0.305, SLG: 0.310 | | | | | | | | | HR | 4 | 2 | 2 | 0 | 0 | 0 | 0 | | | | | | |
| 24 Tom Gorzelanny, R ERA: 3.48 Matt Kalish, S Shane Youman, L Josh Pineschi, S 16 Salomon Torres, R Shawn Chacon, R 2 Jack Wilson, R | SH2-4 | | | | | | | | 1B | 0 | 0 | 0 | 0 | 0 | 0 | 0 | | | | | | |
| Inning Stats | R: 1 E: 0 K: 0 S: 7 | H: 1 LOB: 0 BB: 1 P: 14 | R: 0 E: 0 K: 0 S: 8 | H: 0 LOB: 0 BB: 0 P: 12 | R: 1 E: 0 K: 0 S: 11 | H: 1 LOB: 1 BB: 1 P: 19 | R: 0 E: 0 K: 1 S: 7 | H: 0 LOB: 0 BB: 0 P: 10 | R: 1 E: 0 K: 0 S: 13 | H: 1 LOB: 0 BB: 0 P: 17 | R: 0 E: 0 K: 2 S: 9 | H: 1 LOB: 1 BB: 0 P: 13 | R: 1 E: 0 K: 0 S: 14 | H: 3 LOB: 2 BB: 0 P: 24 | R: 2 E: 0 K: 0 S: 8 | H: 1 LOB: 1 BB: 1 P: 16 | | R: 2 E: 0 K: 1 S: 11 | H: 2 LOB: 0 BB: 0 P: 14 | 1B: 5 2B: 3 3B: 0 HR: 3 | SF: 1 SAC: 1 DP: 1 HBP: 0 | WP: 0 PB: 1 SB: 1 CS: 0 |
| PITCHER | IP WLS BF H R ER SO BB IBB HBP BLK WP HR S P ERA WHIP | | | | | | | | | | | | | | | | | | | | | |
| 58 J.D. Durbin, R ERA: 5.36 | 6.0 W 23 4 3 2 3 2 0 0 0 0 0 1 55 85 3.00 1.000 | | | | | | | | | | | | | | | | | | | | | |
| 55 Clay Condrey, R ERA: 5.4 | 1.0 6 3 1 1 0 0 0 0 0 0 0 1 14 24 9.00 3.000 | | | | | | | | | | | | | | | | | | | | | |
| Jose Mesa, R ERA: 5.92 | 1.0 5 1 2 2 0 1 0 0 0 0 0 1 8 16 18.00 2.000 | | | | | | | | | | | | | | | | | | | | | |
| 59 Mike Zagurski, L ERA: 5.23 | 1.0 5 2 2 2 1 0 0 0 0 0 0 0 11 14 18.00 2.000 | | | | | | | | | | | | | | | | | | | | | |

| Batter | 1 | 2 | 3 | 4 | 5 | 6 | 7 | 8 | 9 | AB | R | H | RBI | BB | SO | LOB | TOP | | | |
|--|--|----------------------------------|-------------------------------|----------------------------------|------------------------------|----------------------------------|-------------------------------|----------------------------------|------------------------------|---------------------------------|------------------------------|----------------------------------|-------------------------------|----------------------------------|------------------------------|----------------------------------|---|------------------------------------|----------------------------------|--------|
| 11 Jimmy Rollins, S OBP: 0.343, SLG: 0.520 | 1-0 L9 6 1B | 4-1 HR | 0-1 L8 | | | 0-2 G5-3 | | | 1-2 G4-3 | 4 | 2 | 1 | 0 | 1 | 0 | 1 | Philadelphia Phillies @ Pittsburgh Pirates PNC Park, Pittsburgh, PA Sat Aug 18 2007, 7:05 PM EDT Att: 38,152 - Cloudy - 71 F | | | |
| Tadahito Iguchi, R OBP: 0.348, SLG: 0.394 | 0-0 L9 | 0-2 F9 | | 0-1 2B | | 1-1 G6-3 | | | 0-0 1B | 5 | 0 | 2 | 0 | 0 | 0 | 2 | | | | |
| Pat Burrell, R OBP: 0.414, SLG: 0.494 | 0-1 G1-3 | 2-0 HR | | 2-3 K | | | 2-1 G6-3 | | 1-3 K | 5 | 1 | 1 | 2 | 0 | 2 | 3 | | | | |
| 6 Ryan Howard, L OBP: 0.385, SLG: 0.567 | 3-1 28 HR 1B | 1-2 G3 | | 2-3 K | | | 2-3 K | | | 4 | 1 | 1 | 1 | 0 | 2 | 1 | | | | |
| Aaron Rowand, R OBP: 0.380, SLG: 0.519 | 0-0 28 HR 1B | 4-2 BB | | 3-2 P4 | | | 0-0 P4 | | | 3 | 1 | 1 | 0 | 1 | 0 | 1 | | | | |
| 28 Jayson Werth, R OBP: 0.366, SLG: 0.434 | 1-1 HR | 1-2 L5 | | | 1-1 L9 | | | | 1-3 K | 4 | 1 | 1 | 3 | 0 | 1 | 1 | | | | |
| 51 Carlos Ruiz, R OBP: 0.330, SLG: 0.401 | 1-1 1B | | 1-2 G5-3 | | | 1-1 G4-6-3 1B | | | 1-3 K | 4 | 0 | 2 | 0 | 0 | 1 | 0 | | | | |
| Abraham Nunez, S OBP: 0.321, SLG: 0.299 | 1-0 1B | | 1-0 G5-3 | | | 0-0 G4-6-3 | | | 2-2 F9 | 3 | 0 | 1 | 0 | 0 | 0 | 0 | | | | |
| 29 Chris Roberson, S OBP: 0.290, SLG: 0.290 | | | | | | 1-2 1B | | | | 3 | 0 | 0 | 0 | 0 | 0 | 0 | | | | |
| 59 Mike Zagurski, L Antonio Alfonseca, R | 1-3 1B | | | | | 1-2 1B | | | | 0 | 0 | 0 | 0 | 0 | 0 | 0 | | | | |
| Jamie Moyer, L OBP: 0.153, SLG: 0.186 | 3-3 K | | 1-1 1B | | | 1-0 F7 | | | 0-1 L3 | 2 | 0 | 1 | 0 | 0 | 1 | 2 | | | | |
| Jose Mesa, R Wes Helms, R OBP: 0.304, SLG: 0.380 | | | | | | | | | | 0 | 0 | 0 | 0 | 0 | 0 | 0 | | | | |
| 55 Clay Condrey, R 19 Greg Dobbs, L OBP: 0.328, SLG: 0.485 | | | | | | | | | | 1 | 0 | 0 | 0 | 0 | 0 | 0 | | | | |
| Inning Stats | R: 4 E: 0 K: 1 S: 16 | H: 6 LOB: 2 BB: 0 P: 26 | R: 2 E: 0 K: 0 S: 15 | H: 1 LOB: 1 BB: 2 P: 27 | R: 0 E: 0 K: 0 S: 8 | H: 1 LOB: 1 BB: 0 P: 11 | R: 0 E: 0 K: 2 S: 12 | H: 1 LOB: 0 BB: 0 P: 19 | R: 0 E: 0 K: 0 S: 5 | H: 0 LOB: 0 BB: 0 P: 7 | R: 0 E: 0 K: 1 S: 6 | H: 0 LOB: 0 BB: 0 P: 10 | R: 0 E: 0 K: 2 S: 10 | H: 0 LOB: 0 BB: 0 P: 14 | R: 0 E: 0 K: 1 S: 9 | H: 1 LOB: 1 BB: 0 P: 11 | 1B: 7 2B: 2 3B: 0 HR: 2 | SF: 0 SAC: 0 DP: 1 HBP: 0 | WP: 0 PB: 0 SB: 0 CS: 0 | PA: 39 |
| PITCHER | IP WLS BF H R ER SO BB IBB HBP BLK WP HR S P ERA WHIP | | | | | | | | | | | | | | | | | | | |
| 28 Paul Maholm, L ERA: 4.53 | (1, 1) 7.0 W 32 10 6 6 4 2 0 0 0 0 0 2 70 110 7.71 1.714 | | | | | | | | | | | | | | | | | | | |
| Shawn Chacon, R ERA: 4.32 | (8, 1) 1.0 H 3 0 0 0 2 0 0 0 0 0 0 0 10 14 0.00 0.000 | | | | | | | | | | | | | | | | | | | |
| 55 Matt Capps, R ERA: 2.36 | (9, 1) 1.0 4 1 0 0 1 0 0 0 0 0 0 0 9 11 0.00 1.000 | | | | | | | | | | | | | | | | | | | |

| Batter | 1 | 2 | 3 | 4 | 5 | 6 | 7 | 8 | 9 | AB | R | H | RBI | BB | SO | LOB | BOTTOM | | | |
|--|--|----------------------------------|-------------------------------|----------------------------------|---------------------------------|----------------------------------|-------------------------------|----------------------------------|-------------------------------|----------------------------------|------------------------------|----------------------------------|-------------------------------|----------------------------------|-------------------------------|----------------------------------|---|------------------------------------|----------------------------------|--------|
| 19 José Bautista, R OBP: 0.345, SLG: 0.414 | 4-1 12 1B 2B | 1-1 G5-3 | | 0-0 F7 | | 2-0 G6-3 | | 3-3 K | | 4 | 1 | 0 | 0 | 1 | 1 | 1 | Philadelphia Phillies @ Pittsburgh Pirates PNC Park, Pittsburgh, PA Sat Aug 18 2007, 7:05 PM EDT Att: 38,152 - Cloudy - 71 F | | | |
| 12 Freddy Sanchez, R OBP: 0.347, SLG: 0.431 | 0-2 2B 1B | 3-2 FC6-5 2B | | 2-2 HR | | 1-2 L4 | | 1-0 G6-3 | | 5 | 2 | 3 | 2 | 0 | 0 | 0 | | | | |
| Jason Bay, R OBP: 0.329, SLG: 0.427 | 3-1 1B 25 2B | 2-1 FC6-5 | | 1-1 G5-3 | | 2-3 K | | 1-1 25 1B | | 5 | 2 | 2 | 1 | 0 | 1 | 1 | | | | |
| Xavier Nady, R OBP: 0.341, SLG: 0.491 | 2-2 25 2B 26 G6-3 | 2-3 K | | | 0-0 25 2B 26 E | | | 4-0 2 1B 25 BB | 4-0 26 1B 25 1B | 3 | 3 | 2 | 1 | 2 | 1 | 1 | | | | |
| 25 Adam LaRoche, L OBP: 0.336, SLG: 0.450 | 2-1 1-3 3H 2B | | 1-2 P3 | | 0-1 26 E | | 4-2 2 1B | 0-1 BB 26 1B | 1-2 2H 1B | 4 | 1 | 3 | 2 | 1 | 0 | 0 | | | | |
| 26 Ronny Paulino, R OBP: 0.290, SLG: 0.378 | 0-2 G6-3 | | 3-3 K | | 1-0 E5 G4-3 2 SH2-3 | | 0-2 F9 | 2-2 BB 1B | 1-2 2-3 1B | 5 | 1 | 1 | 1 | 0 | 1 | 3 | | | | |
| Jose Castillo, R OBP: 0.283, SLG: 0.346 | 1-3 K | | 0-1 F8 | | 2-3 G4-3 | | 1-2 K | 4-0 BB 1B | | 4 | 0 | 0 | 0 | 0 | 2 | 4 | | | | |
| Shawn Chacon, R OBP: 0.273, SLG: 0.273 | | | | | | | | | | 0 | 0 | 0 | 0 | 0 | 0 | 0 | | | | |
| Josh Phelps, R OBP: 0.373, SLG: 0.462 | | | | | | | | | | 0 | 0 | 0 | 1 | 1 | 0 | 0 | | | | |
| 55 Matt Capps, R OBP: 1.000, SLG: 1.000 | | | | | | | | | | 0 | 0 | 0 | 0 | 0 | 0 | 0 | | | | |
| 2 Jack Wilson, R OBP: 0.326, SLG: 0.377 | 4-0 IBB | | | 3-2 P5 | 1-1 SH2-3 | | 1-1 1B | 0-1 F7 | | 3 | 0 | 1 | 1 | 1 | 0 | 3 | | | | |
| 28 Paul Maholm, L OBP: 0.212, SLG: 0.216 | 1-3 K | | | 0-0 12 HR 1B | | | | | | 3 | 1 | 1 | 0 | 0 | 2 | 2 | | | | |
| 13 Nate McLouth, L OBP: 0.325, SLG: 0.429 | | | | | | | | | | 1 | 0 | 0 | 0 | 0 | 0 | 3 | | | | |
| Inning Stats | R: 4 E: 0 K: 2 S: 21 | H: 4 LOB: 2 BB: 2 P: 38 | R: 0 E: 0 K: 1 S: 10 | H: 1 LOB: 1 BB: 0 P: 18 | R: 0 E: 0 K: 1 S: 8 | H: 0 LOB: 0 BB: 0 P: 12 | R: 2 E: 0 K: 0 S: 12 | H: 2 LOB: 0 BB: 0 P: 18 | R: 3 E: 1 K: 1 S: 11 | H: 2 LOB: 0 BB: 0 P: 14 | R: 0 E: 0 K: 1 S: 7 | H: 0 LOB: 0 BB: 0 P: 12 | R: 0 E: 0 K: 1 S: 13 | H: 1 LOB: 3 BB: 2 P: 26 | R: 2 E: 0 K: 1 S: 15 | H: 3 LOB: 3 BB: 2 P: 30 | 1B: 7 2B: 5 3B: 0 HR: 1 | SF: 0 SAC: 1 DP: 0 HBP: 0 | WP: 0 PB: 0 SB: 0 CS: 0 | PA: 44 |
| PITCHER | IP WLS BF H R ER SO BB IBB HBP BLK WP HR S P ERA WHIP | | | | | | | | | | | | | | | | | | | |
| Jamie Moyer, L ERA: 4.97 | (1, 1) 4.0 L 23 9 8 7 4 1 1 0 0 0 0 0 0 8 11 15.75 2.500 | | | | | | | | | | | | | | | | | | | |
| Jose Mesa, R ERA: 5.77 | (5, 1) 1.0 4 0 1 0 1 0 0 0 0 0 0 0 8 11 0.00 0.000 | | | | | | | | | | | | | | | | | | | |
| 55 Clay Condrey, R ERA: 5.08 | (6, 1) 2.0 9 1 0 0 2 2 0 0 0 0 0 0 20 38 0.00 1.500 | | | | | | | | | | | | | | | | | | | |
| 59 Mike Zagurski, L ERA: 5.91 | (8, 1) 0.2 6 3 2 2 1 0 1 0 0 0 0 0 13 24 27.00 4.500 | | | | | | | | | | | | | | | | | | | |
| Antonio Alfonseca, R ERA: 3.77 | (8, 1) 0.1 2 0 0 0 0 1 0 0 0 0 0 0 2 6 0.00 3.000 | | | | | | | | | | | | | | | | | | | |

| Batter | 1 | 2 | 3 | 4 | 5 | 6 | 7 | 8 | 9 | AB | R | H | RBI | BB | SO | LOB | TOP | | | | | | | | |
|--|-------------------------------|----------------------------------|-------------------------------|----------------------------------|-------------------------------|----------------------------------|------------------------------|----------------------------------|------------------------------|----------------------------------|-------------------------------|----------------------------------|-------------------------------|----------------------------------|------------------------------|---------------------------------|---|------------------------------|----------------------------------|----------------------------------|------------------------------------|----------------------------------|--------|--|--|
| 11 Jimmy Rollins, S OBP: 0.343, SLG: 0.523 | 0-2 HR | | 2-2 G3 | | | 4-0 BB | 3-1 L9 | | 2-2 G4-3 | 4 | 1 | 1 | 1 | 1 | 0 | 0 | Philadelphia Phillies @ Pittsburgh Pirates PNC Park, Pittsburgh, PA Sun Aug 19 2007, 1:35 PM EDT Att: 31,277 - Rain - 61 F | | | | | | | | |
| Tadahito Iguchi, R OBP: 0.349, SLG: 0.394 | 1-1 G1 | | 1-0 1B | | 2-3 K | | 1-1 1B | 0-1 P3 | 5 | 0 | 2 | 0 | 0 | 0 | 1 | | | | | | | | | | |
| Pat Burrell, R OBP: 0.325, SLG: 0.472 28 Jayson Werth, R OBP: 0.364, SLG: 0.431 | 1-2 G6-3 | | 0-0 1B | | 0-0 F9 | | 1-3 K | 1-3 K | 4 | 0 | 1 | 0 | 0 | 0 | 1 | 2 | | | | | | | | | |
| 6 Ryan Howard, L OBP: 0.384, SLG: 0.563 | 2-3 K | | 1-2 1B | | 0-0 L4 | | 1-2 K | | 3 | 0 | 0 | 0 | 1 | 2 | 3 | | | | | | | | | | |
| Aaron Rowand, R OBP: 0.379, SLG: 0.516 | | 0-2 G6-3 | 2-3 K | | | 4-2 HR 1B | 3-3 K | | 3 | 1 | 0 | 0 | 0 | 2 | 4 | | | | | | | | | | |
| 19 Greg Dobbs, L OBP: 0.335, SLG: 0.498 29 Chris Roberson, S OBP: 0.250, SLG: 0.250 | 3-1 2B | | | 0-0 2B | | 0-1 HR 1B | 1-3 K | | 4 | 1 | 3 | 0 | 0 | 1 | 2 | | | | | | | | | | |
| Russell Branyan, L OBP: 0.319, SLG: 0.297 Abraham Nunez, S | 0-3 K | | | 3-3 K | | 0-0 HR 1B | | 2-2 G1-3 | 3 | 1 | 1 | 3 | 0 | 2 | 2 | | | | | | | | | | |
| 27 Chris Coste, R OBP: 0.373, SLG: 0.443 | 4-0 IBB | | | 1-0 P3 | | 1-3 K | | 1-0 G6-4-3 HBP | 2 | 0 | 0 | 0 | 1 | 1 | 1 | | | | | | | | | | |
| Kyle Lohse, R OBP: 0.167, SLG: 0.150 16 J.C. Romero, S Antonio Alfonseca, R Wes Helms, R 44 Yoel Hernandez, R | 1-1 G1-3 | | | 1-2 G6-3 | | 0-2 G3-1 | | 0-1 G6-4-3 1-2 | 3 | 0 | 0 | 0 | 0 | 0 | 3 | | | | | | | | | | |
| Inning Stats | R: 1 E: 0 K: 1 S: 11 | H: 1 LOB: 0 BB: 0 P: 15 | R: 0 E: 0 K: 1 S: 11 | H: 1 LOB: 2 BB: 1 P: 19 | R: 0 E: 0 K: 2 S: 11 | H: 2 LOB: 2 BB: 0 P: 17 | R: 0 E: 0 K: 1 S: 8 | H: 1 LOB: 1 BB: 0 P: 13 | R: 0 E: 0 K: 1 S: 5 | H: 0 LOB: 1 BB: 1 P: 11 | R: 3 E: 0 K: 3 S: 15 | H: 2 LOB: 2 BB: 0 P: 23 | R: 0 E: 0 K: 3 S: 12 | H: 1 LOB: 2 BB: 1 P: 22 | R: 0 E: 0 K: 0 S: 6 | H: 0 LOB: 0 BB: 0 P: 9 | | R: 0 E: 0 K: 1 S: 8 | H: 0 LOB: 0 BB: 0 P: 11 | 1B: 4 2B: 2 3B: 0 HR: 2 | SF: 0 SAC: 0 DP: 1 HBP: 2 | WP: 0 PB: 0 SB: 2 CS: 0 | PA: 39 | | |
| PITCHER | IP | WLS | BF | H | R | ER | SO | BB | IBB | HBP | BLK | WP | HR | S | P | ERA | WHIP | | | | | | | | |
| 45 Ian Snell, R ERA: 3.93 | 7.0 | W | 33 | 8 | 4 | 4 | 10 | 1 | 2 | 1 | 0 | 0 | 2 | 73 | 120 | 5.14 | 1.286 | | | | | | | | |
| 16 Salomon Torres, R ERA: 5.16 | 1.0 | H | 3 | 0 | 0 | 0 | 0 | 0 | 0 | 1 | 0 | 0 | 0 | 6 | 9 | 0.00 | 0.000 | | | | | | | | |
| 55 Matt Capps, R ERA: 2.32 | 1.0 | | 3 | 0 | 0 | 0 | 1 | 0 | 0 | 0 | 0 | 0 | 0 | 8 | 11 | 0.00 | 0.000 | | | | | | | | |

| | |
|-----|----|
| AB | 34 |
| R | 4 |
| H | 8 |
| RBI | 4 |
| BB | 3 |
| SO | 11 |
| LOB | 19 |



| Batter | 1 | 2 | 3 | 4 | 5 | 6 | 7 | 8 | 9 | AB | R | H | RBI | BB | SO | LOB | BOTTOM | | | | | | | | |
|---|------------------------------|---------------------------------|------------------------------|----------------------------------|------------------------------|---------------------------------|-------------------------------|----------------------------------|-------------------------------|----------------------------------|------------------------------|---------------------------------|-------------------------------|----------------------------------|-------------------------------|----------------------------------|---|-------------------------------|----------------------------------|----------------------------------|------------------------------------|----------------------------------|--------|--|--|
| 13 Nate McLouth, L OBP: 0.327, SLG: 0.433 | 0-1 F8 | | | 2-3 K | | 1-1 G3-1 | 1-1 12 2B | 2-1 2B | | 5 | 1 | 2 | 1 | 0 | 1 | 0 | Philadelphia Phillies @ Pittsburgh Pirates PNC Park, Pittsburgh, PA Sun Aug 19 2007, 1:35 PM EDT Att: 31,277 - Rain - 61 F | | | | | | | | |
| 2 Jack Wilson, R OBP: 0.329, SLG: 0.379 | 0-1 12 G4-6-3 1B | | | 0-2 G6-3 | | 1-2 L5 | 4-2 12 2B 1B | 2-0 1B | 4 | 1 | 2 | 1 | 1 | 0 | 0 | | | | | | | | | | |
| 12 Freddy Sanchez, R OBP: 0.345, SLG: 0.431 | 1-2 G4-6-3 1-2 | | | 2-3 K | | 0-0 G4-3 | 0-1 1B | 0-1 FC6-4 | 5 | 1 | 1 | 1 | 0 | 1 | 3 | | | | | | | | | | |
| 25 Adam LaRoche, L OBP: 0.337, SLG: 0.449 26 Ronny Paulino, R OBP: 0.290, SLG: 0.378 | | 2-1 G6-4-3 1B | | | 0-0 G4-3 | | 2-1 F9 | | 3 | 0 | 1 | 0 | 1 | 0 | 0 | | | | | | | | | | |
| Xavier Nady, R OBP: 0.343, SLG: 0.491 55 Matt Capps, R OBP: 1.000, SLG: 1.000 | 1-2 G6-4-3 1-2 | | | 2-3 K | | 2-3 K | | | 4 | 1 | 2 | 2 | 0 | 1 | 1 | | | | | | | | | | |
| Jason Bay, R OBP: 0.328, SLG: 0.424 | 2-3 K | | | 4-2 19 2B BB | | | | | 3 | 0 | 0 | 0 | 1 | 2 | 3 | | | | | | | | | | |
| 19 José Bautista, R OBP: 0.346, SLG: 0.417 | | | 0-0 L5 | | 1-1 2B | | 1-1 BB | 2-2 F8 | 4 | 1 | 2 | 0 | 0 | 0 | 0 | | | | | | | | | | |
| Carlos Maldonado, R Josh Phelps, R | | 2-3 K | | 4-0 IBB | | | | | 1 | 0 | 0 | 0 | 1 | 1 | 0 | | | | | | | | | | |
| 45 Ian Snell, R OBP: 0.159, SLG: 0.098 Matt Kata, S 16 Salomon Torres, R Cesar Izturis, S | 0-0 G4-3 | | | 0-0 K | | 1-3 2B | | | 4 | 1 | 2 | 0 | 0 | 1 | 3 | | | | | | | | | | |
| Inning Stats | R: 0 E: 0 K: 0 S: 7 | H: 1 LOB: 0 BB: 0 P: 8 | R: 0 E: 0 K: 1 S: 9 | H: 1 LOB: 0 BB: 0 P: 14 | R: 0 E: 0 K: 1 S: 5 | H: 0 LOB: 0 BB: 0 P: 7 | R: 0 E: 0 K: 2 S: 11 | H: 0 LOB: 0 BB: 0 P: 15 | R: 0 E: 0 K: 2 S: 11 | H: 1 LOB: 3 BB: 2 P: 23 | R: 0 E: 0 K: 0 S: 6 | H: 0 LOB: 0 BB: 0 P: 8 | R: 7 E: 0 K: 1 S: 28 | H: 6 LOB: 2 BB: 3 P: 51 | R: 1 E: 0 K: 0 S: 13 | H: 3 LOB: 2 BB: 0 P: 23 | | R: 0 E: 0 K: 0 S: 13 | H: 0 LOB: 2 BB: 0 P: 23 | 1B: 8 2B: 4 3B: 0 HR: 0 | SF: 0 SAC: 0 DP: 2 HBP: 0 | WP: 0 PB: 0 SB: 0 CS: 0 | PA: 39 | | |
| PITCHER | IP | WLS | BF | H | R | ER | SO | BB | IBB | HBP | BLK | WP | HR | S | P | ERA | WHIP | | | | | | | | |
| Kyle Lohse, R ERA: 4.61 | 6.2 | | 27 | 6 | 4 | 4 | 7 | 2 | 1 | 0 | 0 | 0 | 0 | 63 | 101 | 5.40 | 1.200 | | | | | | | | |
| 16 J.C. Romero, L ERA: 2.5 | 0.0 | L | 1 | 1 | 0 | 0 | 0 | 0 | 0 | 0 | 0 | 0 | 0 | 2 | 3 | | | | | | | | | | |
| Antonio Alfonseca, R ERA: 4.15 | 0.1 | | 5 | 2 | 3 | 3 | 0 | 1 | 1 | 0 | 0 | 0 | 0 | 12 | 22 | 81.00 | 9.000 | | | | | | | | |
| 44 Yoel Hernandez, R ERA: 5.28 | 1.0 | | 6 | 3 | 1 | 1 | 0 | 0 | 0 | 0 | 0 | 0 | 0 | 13 | 23 | 9.00 | 3.000 | | | | | | | | |

| | |
|-----|----|
| AB | 34 |
| R | 8 |
| H | 12 |
| RBI | 8 |
| BB | 5 |
| SO | 7 |
| LOB | 11 |



| Batter | 1 | 2 | 3 | 4 | 5 | 6 | 7 | 8 | 9 | AB | R | H | RBI | BB | SO | LOB | TOP | | | | | |
|--|---|---|---|---|---|---|---|---|---|---|---|---|---|---|---|---|---|----------------------------------|----------------------------------|------------------------------------|----------------------------------|--------|
| 15 Rafael Furcal, S OBP: 0.339, SLG: 0.366 | 1-0 9 SH5-3 1B | | 1-2 F9 | | 1-2 F8 | | 4-2 BB | | | 3 | 1 | 1 | 0 | 1 | 0 | 0 | Los Angeles Dodgers @ Philadelphia Phillies Citizens Bank Park, Philadelphia, PA Tue Aug 21 2007, 7:05 PM EDT Att: 35,326 - Overcast - 62 F | | | | | |
| 9 Juan Pierre, L OBP: 0.324, SLG: 0.345 | 1-1 SH5-3 | | 2-2 2B | | 1-1 G1-3 | | 1-1 G3 | | | 3 | 0 | 1 | 0 | 0 | 0 | 1 | | | | | | |
| 16 Andre Ethier, L OBP: 0.363, SLG: 0.462 | 3-2 1B | | 4-2 BB | | 1-0 L3 | | 1-2 G6-3 | | | 3 | 1 | 1 | 1 | 1 | 0 | 0 | | | | | | |
| 12 Jeff Kent, R OBP: 0.360, SLG: 0.484 | 0-0 F8 | | 1-1 F8 | | 0-0 G5-3 | | 1-2 F7 | | | 4 | 0 | 0 | 0 | 0 | 0 | 2 | | | | | | |
| Luis Gonzalez, L OBP: 0.357, SLG: 0.427 | 2-1 1B | | | | 4-1 BB | | 2-1 G3-1 | | | 3 | 0 | 1 | 1 | 1 | 0 | 0 | | | | | | |
| 55 Russell Martin, R OBP: 0.365, SLG: 0.466 | 3-2 CS | | 2-1 HR | | 0-0 F9 | | 3-2 P3 | | | 3 | 1 | 1 | 1 | 0 | 0 | 1 | | | | | | |
| 7 James Loney, L OBP: 0.356, SLG: 0.473 | 1-1 G4-3 | | 0-0 F9 | | 0-1 HR | | 2-2 G6-3 | | | 4 | 1 | 1 | 1 | 0 | 0 | 1 | | | | | | |
| Shea Hillenbrand, R OBP: 0.278, SLG: 0.327 | 0-1 G4-3 | | 1-0 1B | | 1-2 P4 | | 1-3 K | | | 4 | 0 | 1 | 0 | 0 | 1 | 0 | | | | | | |
| Brett Tomko, R | 1-0 G6-3 | | 0-0 G6-3 | | 2-2 F8 | | | | | 2 | 0 | 0 | 0 | 0 | 0 | 0 | | | | | | |
| Mark Hendrickson, L OBP: 0.357, SLG: 0.077 | | | | | | | | | | 0 | 0 | 0 | 0 | 0 | 0 | 0 | | | | | | |
| Olmedo Saenz, R OBP: 0.297, SLG: 0.320 | | | | | | | | | | 1 | 0 | 0 | 0 | 0 | 0 | 0 | | | | | | |
| Rudy Seanez, R | | | | | | | | | | 0 | 0 | 0 | 0 | 0 | 0 | 0 | | | | | | |
| 51 Jonathan Broxton, R | | | | | | | | | | 0 | 0 | 0 | 0 | 0 | 0 | 0 | | | | | | |
| Inning Stats | R: 2 E: 0 K: 0 S: 15 | H: 3 LOB: 0 BB: 0 P: 25 | R: 1 E: 0 K: 0 S: 7 | H: 1 LOB: 0 BB: 0 P: 11 | R: 0 E: 0 K: 0 S: 16 | H: 1 LOB: 1 BB: 1 P: 24 | R: 0 E: 0 K: 0 S: 4 | H: 1 LOB: 2 BB: 0 P: 10 | R: 0 E: 0 K: 0 S: 6 | H: 0 LOB: 0 BB: 0 P: 8 | R: 0 E: 0 K: 0 S: 4 | H: 0 LOB: 1 BB: 1 P: 9 | R: 1 E: 0 K: 0 S: 15 | H: 1 LOB: 1 BB: 1 P: 23 | R: 0 E: 0 K: 0 S: 8 | H: 0 LOB: 0 BB: 0 P: 12 | R: 0 E: 0 K: 1 S: 11 | H: 0 LOB: 0 BB: 0 P: 17 | 1B: 3 2B: 2 3B: 0 HR: 2 | SF: 0 SAC: 1 DP: 0 HBP: 1 | WP: 0 PB: 0 SB: 0 CS: 1 | PA: 36 |
| PITCHER | IP WLS BF H R ER SO BB IBB HBP BLK WP HR S P ERA WHIP | IP WLS BF H R ER SO BB IBB HBP BLK WP HR S P ERA WHIP | IP WLS BF H R ER SO BB IBB HBP BLK WP HR S P ERA WHIP | IP WLS BF H R ER SO BB IBB HBP BLK WP HR S P ERA WHIP | IP WLS BF H R ER SO BB IBB HBP BLK WP HR S P ERA WHIP | IP WLS BF H R ER SO BB IBB HBP BLK WP HR S P ERA WHIP | IP WLS BF H R ER SO BB IBB HBP BLK WP HR S P ERA WHIP | IP WLS BF H R ER SO BB IBB HBP BLK WP HR S P ERA WHIP | IP WLS BF H R ER SO BB IBB HBP BLK WP HR S P ERA WHIP | IP WLS BF H R ER SO BB IBB HBP BLK WP HR S P ERA WHIP | IP WLS BF H R ER SO BB IBB HBP BLK WP HR S P ERA WHIP | IP WLS BF H R ER SO BB IBB HBP BLK WP HR S P ERA WHIP | IP WLS BF H R ER SO BB IBB HBP BLK WP HR S P ERA WHIP | IP WLS BF H R ER SO BB IBB HBP BLK WP HR S P ERA WHIP | IP WLS BF H R ER SO BB IBB HBP BLK WP HR S P ERA WHIP | IP WLS BF H R ER SO BB IBB HBP BLK WP HR S P ERA WHIP | IP WLS BF H R ER SO BB IBB HBP BLK WP HR S P ERA WHIP | | | | | |
| 38 Kyle Kendrick, R ERA: 4.06 | 6.2 W 27 | 7 4 4 0 | 2 0 1 0 | 0 0 0 0 | 0 0 0 0 | 0 0 0 0 | 0 0 2 6 | ∞ ∞ | ∞ ∞ | 5.40 1.350 | | | | | | | | | | | | |
| Jose Mesa, R ERA: 5.77 | 0.0 | 1 0 0 0 | 0 0 0 0 | 0 0 0 0 | 0 0 0 0 | 0 0 0 0 | 0 0 2 3 | 0.00 0.000 | | | | | | | | | | | | | | |
| 16 J.C. Romero, L ERA: 2.48 | 0.1 | H 1 0 0 | 0 0 0 0 | 0 0 0 0 | 0 0 0 0 | 0 0 0 0 | 0 0 2 3 | 0.00 0.000 | | | | | | | | | | | | | | |
| 45 Tom Gordon, R ERA: 4.5 | 1.0 | H 3 0 0 | 0 0 0 0 | 0 0 0 0 | 0 0 0 0 | 0 0 0 0 | 0 0 8 12 | 0.00 0.000 | | | | | | | | | | | | | | |
| 39 Brett Myers, R ERA: 4.82 | 1.0 | S 3 0 0 | 0 0 0 1 | 0 0 0 0 | 0 0 0 0 | 0 0 0 0 | 0 0 11 17 | 0.00 0.000 | | | | | | | | | | | | | | |

AB 30
R 4
H 7
RBI 4
BB 3
SO 1
LOB 5



| Batter | 1 | 2 | 3 | 4 | 5 | 6 | 7 | 8 | 9 | AB | R | H | RBI | BB | SO | LOB | BOTTOM | | | |
|--|---|---|---|---|---|---|---|---|---|---|---|---|---|---|---|---|---|------------------------------------|----------------------------------|--------|
| 11 Jimmy Rollins, S OBP: 0.343, SLG: 0.522 | 0-1 G3 | | 0-0 SF8 | | 0-0 BB SH 1B | | 0-1 G4-3 | | | 3 | 0 | 1 | 1 | 0 | 0 | 1 | Los Angeles Dodgers @ Philadelphia Phillies Citizens Bank Park, Philadelphia, PA Tue Aug 21 2007, 7:05 PM EDT Att: 35,326 - Overcast - 62 F | | | |
| Tadahito Iguchi, R OBP: 0.348, SLG: 0.392 | 2-2 G4-3 | | 3-1 BB | | 1-0 SH BB | | 2-2 G6-3 | | | 2 | 0 | 0 | 0 | 1 | 0 | 0 | | | | |
| Pat Burrell, R OBP: 0.411, SLG: 0.487 | 3-1 P3 | | 2-3 K | | 4-1 BB | | 3-0 F7 | | | 3 | 0 | 0 | 1 | 1 | 1 | 1 | | | | |
| 29 Chris Roberson, S OBP: 0.250, SLG: 0.250 | | | | | 1-2 2-3 3-H BB | | 2-2 L6 | | | 4 | 1 | 2 | 0 | 0 | 0 | 3 | | | | |
| 6 Ryan Howard, L OBP: 0.385, SLG: 0.564 | | 0-0 G3 | | 3-0 HR 2B | | 1-2 L6 | | 2-2 S 1B | | 4 | 1 | 2 | 0 | 0 | 0 | 3 | | | | |
| Aaron Rowand, R OBP: 0.378, SLG: 0.520 | | 0-2 L9 | | 1-2 HR 2B | | 2-3 K | | 1-2 F7 | | 4 | 1 | 1 | 2 | 0 | 1 | 4 | | | | |
| 19 Greg Dobbs, L OBP: 0.332, SLG: 0.494 | | | | | 0-1 G3 | | 2-2 F9 | | | 2 | 0 | 0 | 0 | 0 | 0 | 0 | | | | |
| Wes Helms, R OBP: 0.302, SLG: 0.377 | | | | | | | | 0-0 G4-3 | | 1 | 0 | 0 | 0 | 0 | 0 | 3 | | | | |
| Abraham Nunez, S OBP: 0.318, SLG: 0.296 | | | | | | | | | | 1 | 0 | 0 | 0 | 0 | 0 | 0 | | | | |
| 28 Jayson Werth, R OBP: 0.373, SLG: 0.436 | | | 1-1 51 2B | | 4-2 51 G4-6-3 BB | | 2-2 38 SH2-4 1B | | | 3 | 1 | 2 | 0 | 1 | 1 | 0 | | | | |
| 51 Carlos Ruiz, R OBP: 0.332, SLG: 0.409 | | | 1-1 38 SH2-4 11 SF8 2B | | 0-0 G4-6-3 | | 0-1 L6 | | | 4 | 1 | 2 | 1 | 0 | 0 | 2 | | | | |
| 38 Kyle Kendrick, R ERA: 4.06 | 4.0 L 21 | 5 4 5 4 | 3 0 0 0 | 0 0 0 0 | 0 0 0 0 | 0 0 0 0 | 0 0 1 39 | 9.00 2.250 | | | | | | | | | | | | |
| Jose Mesa, R ERA: 5.09 | 2.0 | 7 1 0 0 | 1 0 0 1 | 0 0 0 0 | 0 0 0 0 | 0 0 0 0 | 0 0 23 31 | 0.00 0.500 | | | | | | | | | | | | |
| 16 J.C. Romero, S | 1.0 | 4 1 0 0 | 0 0 0 0 | 0 0 0 0 | 0 0 0 0 | 0 0 0 0 | 0 0 10 18 | 0.00 1.000 | | | | | | | | | | | | |
| 45 Tom Gordon, R ERA: 4.5 | 1.0 | 4 1 0 0 | 0 0 0 2 | 0 0 0 0 | 0 0 0 0 | 0 0 0 0 | 0 0 11 15 | 0.00 1.000 | | | | | | | | | | | | |
| Russell Branyan, L OBP: 0.222, SLG: 0.000 | | | | | | | | | | 1 | 1 | 1 | 0 | 0 | 0 | 0 | | | | |
| 39 Brett Myers, R | | | | | | | | | | 0 | 0 | 0 | 0 | 0 | 0 | 0 | | | | |
| Inning Stats | R: 0 E: 0 K: 0 S: 7 | H: 0 LOB: 0 BB: 0 P: 12 | R: 0 E: 0 K: 0 S: 7 | H: 0 LOB: 0 BB: 0 P: 8 | R: 2 E: 0 K: 1 S: 10 | H: 2 LOB: 1 BB: 1 P: 18 | R: 2 E: 0 K: 0 S: 9 | H: 2 LOB: 0 BB: 1 P: 17 | R: 1 E: 1 K: 1 S: 19 | H: 2 LOB: 3 BB: 1 P: 30 | R: 0 E: 0 K: 0 S: 10 | H: 1 LOB: 1 BB: 0 P: 13 | R: 0 E: 0 K: 0 S: 10 | H: 1 LOB: 1 BB: 0 P: 18 | R: 0 E: 0 K: 2 S: 11 | H: 1 LOB: 1 BB: 0 P: 15 | 1B: 5 2B: 3 3B: 0 HR: 1 | SF: 1 SAC: 3 DP: 1 HBP: 0 | WP: 0 PB: 0 SB: 1 CS: 0 | PA: 36 |
| PITCHER | IP WLS BF H R ER SO BB IBB HBP BLK WP HR S P ERA WHIP | IP WLS BF H R ER SO BB IBB HBP BLK WP HR S P ERA WHIP | IP WLS BF H R ER SO BB IBB HBP BLK WP HR S P ERA WHIP | IP WLS BF H R ER SO BB IBB HBP BLK WP HR S P ERA WHIP | IP WLS BF H R ER SO BB IBB HBP BLK WP HR S P ERA WHIP | IP WLS BF H R ER SO BB IBB HBP BLK WP HR S P ERA WHIP | IP WLS BF H R ER SO BB IBB HBP BLK WP HR S P ERA WHIP | IP WLS BF H R ER SO BB IBB HBP BLK WP HR S P ERA WHIP | IP WLS BF H R ER SO BB IBB HBP BLK WP HR S P ERA WHIP | IP WLS BF H R ER SO BB IBB HBP BLK WP HR S P ERA WHIP | IP WLS BF H R ER SO BB IBB HBP BLK WP HR S P ERA WHIP | IP WLS BF H R ER SO BB IBB HBP BLK WP HR S P ERA WHIP | IP WLS BF H R ER SO BB IBB HBP BLK WP HR S P ERA WHIP | IP WLS BF H R ER SO BB IBB HBP BLK WP HR S P ERA WHIP | IP WLS BF H R ER SO BB IBB HBP BLK WP HR S P ERA WHIP | IP WLS BF H R ER SO BB IBB HBP BLK WP HR S P ERA WHIP | | | | |
| Brett Tomko, R ERA: 5.8 | 4.0 | 7 1 0 0 | 1 0 0 1 | 0 0 0 0 | 0 0 0 0 | 0 0 0 0 | 0 0 23 31 | 0.00 0.500 | | | | | | | | | | | | |
| Mark Hendrickson, L ERA: 5.09 | 2.0 | 7 1 0 0 | 0 0 0 0 | 0 0 0 0 | 0 0 0 0 | 0 0 0 0 | 0 0 10 18 | 0.00 1.000 | | | | | | | | | | | | |
| Rudy Seanez, R | 1.0 | 4 1 0 0 | 0 0 0 2 | 0 0 0 0 | 0 0 0 0 | 0 0 0 0 | 0 0 11 15 | 0.00 1.000 | | | | | | | | | | | | |
| 51 Jonathan Broxton, R ERA: 2.24 | | | | | | | | | | 1 | 1 | 1 | 0 | 0 | 0 | 0 | | | | |

AB 29
R 5
H 9
RBI 5
BB 3
SO 4
LOB 15



| Batter | 1 | 2 | 3 | 4 | 5 | 6 | 7 | 8 | 9 | AB | R | H | RBI | BB | SO | LOB | TOP | | | | | | | | |
|--|-------------------------------|----------------------------------|------------------------------|----------------------------------|------------------------------|---------------------------------|------------------------------|----------------------------------|------------------------------|---------------------------------|-------------------------------|----------------------------------|-------------------------------|----------------------------------|-------------------------------|----------------------------------|---|----------------------------------|-----------------------------------|------------------------------------|----------------------------------|--------|--|--|--|
| 15 Rafael Furcal, S OBP: 0.343, SLG: 0.368 | | | | | | | | | | 5 | 4 | 3 | 1 | 1 | 0 | 0 | <p>Los Angeles Dodgers @ Philadelphia Phillies Citizens Bank Park, Philadelphia, PA Wed Aug 22 2007, 7:05 PM EDT Att: 37,321 - Cloudy - 67 F</p> <p>livebaseballscorecards.com</p> <p>AB 41 R 15 H 18 RBI 15 BB 5 SO 1 LOB 15</p> | | | | | | | | |
| 9 Juan Pierre, L OBP: 0.326, SLG: 0.347 | | | | | | | | | | 6 | 2 | 3 | 0 | 0 | 0 | 1 | | | | | | | | | |
| 27 Matt Kemp, R OBP: 0.369, SLG: 0.532 | | | | | | | | | | 6 | 3 | 4 | 2 | 0 | 0 | 1 | | | | | | | | | |
| 12 Jeff Kent, R OBP: 0.361, SLG: 0.490 | | | | | | | | | | 3 | 2 | 2 | 2 | 0 | 0 | 2 | | | | | | | | | |
| Ramon Martinez, R OBP: 0.232, SLG: 0.295 | | | | | | | | | | 1 | 0 | 0 | 2 | 0 | 0 | 0 | | | | | | | | | |
| 16 Andre Ethier, L OBP: 0.368, SLG: 0.474 | | | | | | | | | | 4 | 2 | 2 | 3 | 2 | 0 | 2 | | | | | | | | | |
| 55 Russell Martin, R OBP: 0.364, SLG: 0.463 | | | | | | | | | | 3 | 1 | 0 | 1 | 0 | 0 | 2 | | | | | | | | | |
| Mike Lieberthal, R OBP: 0.281, SLG: 0.262 | | | | | | | | | | 1 | 0 | 1 | 0 | 0 | 0 | 0 | | | | | | | | | |
| 7 James Loney, L OBP: 0.361, SLG: 0.473 | | | | | | | | | | 4 | 0 | 2 | 3 | 1 | 0 | 1 | | | | | | | | | |
| Shea Hillenbrand, R OBP: 0.280, SLG: 0.328 | | | | | | | | | | 3 | 1 | 1 | 1 | 1 | 0 | 1 | | | | | | | | | |
| Derek Lowe, R OBP: 0.208, SLG: 0.128 | | | | | | | | | | 4 | 0 | 0 | 0 | 0 | 1 | 4 | | | | | | | | | |
| 45 Scott Proctor, R OBP: 0.359, SLG: 0.392 | | | | | | | | | | 0 | 0 | 0 | 0 | 0 | 0 | 0 | | | | | | | | | |
| Roberto Hernandez, R OBP: 0.339, SLG: 0.392 | | | | | | | | | | 0 | 0 | 0 | 0 | 0 | 0 | 0 | | | | | | | | | |
| Inning Stats | R: 1 E: 1 K: 0 S: 15 | H: 2 LOB: 2 BB: 0 P: 22 | R: 0 E: 0 K: 0 S: 5 | H: 0 LOB: 0 BB: 1 P: 12 | R: 0 E: 0 K: 0 S: 6 | H: 0 LOB: 0 BB: 0 P: 7 | R: 2 E: 0 K: 0 S: 8 | H: 2 LOB: 0 BB: 0 P: 11 | R: 0 E: 0 K: 0 S: 6 | H: 0 LOB: 0 BB: 0 P: 8 | R: 2 E: 0 K: 1 S: 13 | H: 3 LOB: 3 BB: 2 P: 28 | R: 5 E: 0 K: 0 S: 16 | H: 3 LOB: 1 BB: 2 P: 35 | R: 3 E: 0 K: 0 S: 12 | H: 4 LOB: 1 BB: 0 P: 15 | R: 2 E: 0 K: 0 S: 13 | H: 4 LOB: 2 BB: 0 P: 16 | 1B: 13 2B: 3 3B: 1 HR: 1 | SF: 3 SAC: 0 DP: 1 HBP: 1 | WP: 0 PB: 0 SB: 0 CS: 0 | PA: 50 | | | |
| PITCHER | IP | WLS | BF | H | R | ER | SO | BB | IBB | HBP | BLK | WP | HR | S | P | ERA | WHIP | | | | | | | | |
| 58 J.D. Durbin, R ERA: 5.44 | 6.0 | L | 27 | 7 | 5 | 4 | 1 | 1 | 2 | 0 | 0 | 0 | 1 | 53 | 88 | 6.00 | 1.333 | | | | | | | | |
| Jose Mesa, R ERA: 5.86 | 0.1 | | 6 | 2 | 5 | 5 | 0 | 1 | 1 | 1 | 0 | 0 | 0 | 9 | 24 | 135.00 | 9.000 | | | | | | | | |
| 55 Clay Condrey, R ERA: 5.97 | 2.2 | | 17 | 9 | 5 | 5 | 0 | 0 | 0 | 0 | 0 | 0 | 0 | 32 | 42 | 16.88 | 3.375 | | | | | | | | |

| Batter | 1 | 2 | 3 | 4 | 5 | 6 | 7 | 8 | 9 | AB | R | H | RBI | BB | SO | LOB | BOTTOM | | | | | | | | |
|--|------------------------------|----------------------------------|------------------------------|----------------------------------|------------------------------|----------------------------------|------------------------------|----------------------------------|------------------------------|----------------------------------|------------------------------|----------------------------------|------------------------------|----------------------------------|------------------------------|---------------------------------|--|----------------------------------|----------------------------------|------------------------------------|----------------------------------|--------|--|--|--|
| 11 Jimmy Rollins, S OBP: 0.343, SLG: 0.523 | | | | | | | | | | 3 | 0 | 1 | 0 | 0 | 0 | 1 | <p>Los Angeles Dodgers @ Philadelphia Phillies Citizens Bank Park, Philadelphia, PA Wed Aug 22 2007, 7:05 PM EDT Att: 37,321 - Cloudy - 67 F</p> <p>livebaseballscorecards.com</p> <p>AB 33 R 3 H 6 RBI 3 BB 0 SO 4 LOB 10</p> | | | | | | | | |
| Abraham Nunez, S OBP: 0.316, SLG: 0.294 | | | | | | | | | | 4 | 0 | 0 | 0 | 0 | 1 | 2 | | | | | | | | | |
| Tadahito Iguchi, R OBP: 0.346, SLG: 0.389 | | | | | | | | | | 3 | 0 | 1 | 0 | 0 | 1 | 1 | | | | | | | | | |
| Pat Burrell, R OBP: 0.411, SLG: 0.486 | | | | | | | | | | 3 | 0 | 1 | 0 | 0 | 1 | 1 | | | | | | | | | |
| 55 Clay Condrey, R ERA: 5.97 | | | | | | | | | | 1 | 0 | 0 | 0 | 0 | 0 | 0 | | | | | | | | | |
| 6 Ryan Howard, L OBP: 0.383, SLG: 0.560 | | | | | | | | | | 3 | 0 | 0 | 0 | 0 | 0 | 3 | | | | | | | | | |
| Wes Helms, R OBP: 0.301, SLG: 0.375 | | | | | | | | | | 1 | 0 | 0 | 0 | 0 | 0 | 0 | | | | | | | | | |
| Aaron Rowand, R OBP: 0.380, SLG: 0.521 | | | | | | | | | | 3 | 2 | 2 | 0 | 0 | 1 | 0 | | | | | | | | | |
| Russell Branyan, L OBP: 0.320, SLG: 0.465 | | | | | | | | | | 1 | 0 | 0 | 0 | 0 | 1 | 0 | | | | | | | | | |
| 8 Shane Victorino, S OBP: 0.348, SLG: 0.426 | | | | | | | | | | 4 | 0 | 0 | 0 | 0 | 0 | 2 | | | | | | | | | |
| 19 Greg Dobbs, L OBP: 0.328, SLG: 0.488 | | | | | | | | | | 3 | 0 | 0 | 1 | 0 | 0 | 1 | | | | | | | | | |
| 27 Chris Coste, R OBP: 0.372, SLG: 0.476 | | | | | | | | | | 3 | 1 | 1 | 2 | 0 | 0 | 0 | | | | | | | | | |
| 58 J.D. Durbin, R OBP: 0.286, SLG: 0.357 | | | | | | | | | | 1 | 0 | 0 | 0 | 0 | 0 | 0 | | | | | | | | | |
| 29 Chris Roberson, S OBP: 0.280, SLG: 0.280 | | | | | | | | | | 1 | 0 | 1 | 0 | 0 | 0 | 0 | | | | | | | | | |
| Jose Mesa, R ERA: 5.86 | | | | | | | | | | 0 | 0 | 0 | 0 | 0 | 0 | 0 | | | | | | | | | |
| 2B Jayson Werth, R OBP: 0.371, SLG: 0.433 | | | | | | | | | | 1 | 0 | 0 | 0 | 0 | 0 | 0 | | | | | | | | | |
| Inning Stats | R: 0 E: 0 K: 1 S: 9 | H: 0 LOB: 0 BB: 0 P: 16 | R: 0 E: 0 K: 1 S: 9 | H: 0 LOB: 0 BB: 0 P: 13 | R: 0 E: 0 K: 0 S: 7 | H: 0 LOB: 0 BB: 0 P: 11 | R: 0 E: 0 K: 1 S: 7 | H: 1 LOB: 0 BB: 0 P: 13 | R: 1 E: 0 K: 0 S: 8 | H: 1 LOB: 0 BB: 0 P: 11 | R: 0 E: 0 K: 0 S: 8 | H: 2 LOB: 2 BB: 0 P: 13 | R: 2 E: 0 K: 0 S: 9 | H: 2 LOB: 0 BB: 0 P: 15 | R: 0 E: 0 K: 0 S: 5 | H: 0 LOB: 0 BB: 0 P: 8 | R: 0 E: 0 K: 1 S: 10 | H: 0 LOB: 0 BB: 0 P: 16 | 1B: 4 2B: 1 3B: 0 HR: 1 | SF: 0 SAC: 0 DP: 0 HBP: 0 | WP: 1 PB: 0 SB: 0 CS: 0 | PA: 33 | | | |
| PITCHER | IP | WLS | BF | H | R | ER | SO | BB | IBB | HBP | BLK | WP | HR | S | P | ERA | WHIP | | | | | | | | |

| Batter | 1 | 2 | 3 | 4 | 5 | 6 | 7 | 8 | 9 | AB | R | H | RBI | BB | SO | LOB | TOP | | | | | | | | | | | | | | | | |
|--|---|----------------------------------|-------------------------------|----------------------------------|------------------------------|----------------------------------|------------------------------|----------------------------------|------------------------------|----------------------------------|------------------------------|----------------------------------|-------------------------------|----------------------------------|-------------------------------|----------------------------------|--|---------------------------------|----------------------------------|------------------------------------|----------------------------------|--------|--|--|--|--|--|--|--|--|--|--|--|
| 15 Rafael Furcal, S OBP: 0.343, SLG: 0.369 | P2 | | 27 1B 9 G3 BB | | 1-H 2B | | G4-3 | | F8 | 4 | 0 | 1 | 1 | 1 | 0 | 1 | Los Angeles Dodgers @ Philadelphia Phillies Citizens Bank Park, Philadelphia, PA Thu Aug 23 2007, 1:05 PM EDT Att: 37,875 - Cloudy - 72 F | | | | | | | | | | | | | | | | |
| 9 Juan Pierre, L OBP: 0.325, SLG: 0.345 | B3 | | G3 | | L4 | | 2-3 | | G6-3 | 5 | 0 | 1 | 1 | 0 | 0 | 2 | | | | | | | | | | | | | | | | | |
| 27 Matt Kemp, R OBP: 0.370, SLG: 0.525 | K | | 12 G6-4-3 1B | | K | | 3-H 1B | | CS | 4 | 1 | 1 | 0 | 1 | 2 | 1 | | | | | | | | | | | | | | | | | |
| 12 Jeff Kent, R OBP: 0.363, SLG: 0.489 | | G6-4-3 | | | F8 | | | | 12 1B BB | 3 | 0 | 1 | 1 | 1 | 0 | 2 | | | | | | | | | | | | | | | | | |
| Shea Hillenbrand, R OBP: 0.354, SLG: 0.325 | G3 | | | | | | | | 7 1B G1-2-3 1B | 2 | 0 | 0 | 0 | 0 | 0 | 1 | | | | | | | | | | | | | | | | | |
| 7 James Loney, L OBP: 0.362, SLG: 0.474 | | | | | | | | | 55 BB 1B | 2 | 1 | 1 | 0 | 0 | 0 | 0 | | | | | | | | | | | | | | | | | |
| 55 Russell Martin, R OBP: 0.369, SLG: 0.463 | | | | | | | | | G1-2-3 1B | 0 | 1 | 0 | 0 | 4 | 0 | 0 | | | | | | | | | | | | | | | | | |
| Luis Gonzalez, L OBP: 0.354, SLG: 0.423 | | | | | | | | | G1-2-3 BB | 4 | 0 | 0 | 0 | 0 | 1 | 7 | | | | | | | | | | | | | | | | | |
| 16 Andre Ethier, L OBP: 0.368, SLG: 0.474 | K | | | | | | | | G1-2-3 | 0 | 0 | 0 | 0 | 0 | 0 | 0 | | | | | | | | | | | | | | | | | |
| Ramon Martinez, R OBP: 0.248, SLG: 0.217 | | | | | | | | | 1-2 2-3 3-HF 1B | 3 | 1 | 2 | 2 | 1 | 0 | 0 | | | | | | | | | | | | | | | | | |
| 58 Chad Billingsley, R OBP: 0.136, SLG: 0.143 | | | | | | | | | 2-H 3-H 1B | 1 | 1 | 0 | 0 | 1 | 1 | 3 | | | | | | | | | | | | | | | | | |
| Mark Sweeney, L OBP: 0.353, SLG: 0.388 | K | | | | | | | | L1 | 1 | 0 | 0 | 0 | 0 | 0 | 1 | | | | | | | | | | | | | | | | | |
| 51 Jonathan Broxton, R OBP: 0.368, SLG: 0.474 | | | | | | | | | | 0 | 0 | 0 | 0 | 0 | 0 | 0 | | | | | | | | | | | | | | | | | |
| 44 Takashi Saito, L | | | | | | | | | | 0 | 0 | 0 | 0 | 0 | 0 | 0 | | | | | | | | | | | | | | | | | |
| Inning Stats | R: 0 E: 0 K: 1 S: 7 | H: 0 LOB: 0 BB: 0 P: 11 | R: 0 E: 0 K: 2 S: 13 | H: 0 LOB: 3 BB: 3 P: 31 | R: 0 E: 0 K: 0 S: 4 | H: 1 LOB: 1 BB: 1 P: 11 | R: 0 E: 0 K: 0 S: 7 | H: 0 LOB: 0 BB: 0 P: 16 | R: 1 E: 0 K: 1 S: 9 | H: 1 LOB: 1 BB: 1 P: 19 | R: 0 E: 0 K: 0 S: 8 | H: 0 LOB: 1 BB: 1 P: 15 | R: 1 E: 0 K: 0 S: 12 | H: 2 LOB: 0 BB: 0 P: 16 | R: 3 E: 0 K: 0 S: 20 | H: 3 LOB: 1 BB: 2 P: 34 | R: 0 E: 0 K: 0 S: 5 | H: 0 LOB: 0 BB: 0 P: 7 | 1B: 6 2B: 1 3B: 0 HR: 0 | SF: 0 SAC: 1 DP: 3 HBP: 0 | WP: 0 PB: 0 SB: 1 CS: 1 | PA: 40 | | | | | | | | | | | |
| PITCHER | IP WLS BF H R ER SO BB IBB HBP BLK WP HR S P ERA WHIP | | | | | | | | | | | | | | | | | | | | | | | | | | | | | | | | |
| 52 Fabio Castro, L ERA: 6.23 | 5.0 | 21 | 2 | 1 | 1 | 4 | 6 | 0 | 0 | 0 | 0 | 0 | 0 | 40 | 88 | 1.80 | 1.600 | | | | | | | | | | | | | | | | |
| Antonio Alfonseca, R ERA: 4.06 | 1.0 | 4 | 0 | 0 | 0 | 0 | 1 | 0 | 0 | 0 | 0 | 0 | 0 | 8 | 15 | 0.00 | 1.000 | | | | | | | | | | | | | | | | |
| 16 J.C. Romero, L ERA: 2.85 | 1.0 | L | 4 | 2 | 1 | 1 | 0 | 0 | 0 | 0 | 0 | 0 | 0 | 12 | 16 | 9.00 | 2.000 | | | | | | | | | | | | | | | | |
| 45 Tom Gordon, R ERA: 5.85 | 0.0 | | 4 | 2 | 3 | 3 | 2 | 0 | 0 | 0 | 0 | 0 | 0 | 11 | 23 | = | = | | | | | | | | | | | | | | | | |
| 56 Geoff Geary, R ERA: 5.98 | 2.0 | 6 | 1 | 0 | 0 | 0 | 0 | 0 | 0 | 0 | 0 | 0 | 0 | 14 | 18 | 0.00 | 0.500 | | | | | | | | | | | | | | | | |

| Batter | 1 | 2 | 3 | 4 | 5 | 6 | 7 | 8 | 9 | AB | R | H | RBI | BB | SO | LOB | BOTTOM | | | | | | | | | | | | | | | | |
|---|---|----------------------------------|------------------------------|---------------------------------|------------------------------|----------------------------------|------------------------------|----------------------------------|-------------------------------|----------------------------------|-------------------------------|----------------------------------|------------------------------|---------------------------------|-------------------------------|----------------------------------|--|-------------------------------|----------------------------------|----------------------------------|------------------------------------|----------------------------------|--------|--|--|--|--|--|--|--|--|--|--|
| 11 Jimmy Rollins, S OBP: 0.341, SLG: 0.519 | K | | G4-3 | | | | | | | 4 | 0 | 0 | 0 | 0 | 1 | 2 | Los Angeles Dodgers @ Philadelphia Phillies Citizens Bank Park, Philadelphia, PA Thu Aug 23 2007, 1:05 PM EDT Att: 37,875 - Cloudy - 72 F | | | | | | | | | | | | | | | | |
| Tadahito Iguchi, R OBP: 0.345, SLG: 0.394 | G5-3 | | | | | | | | | 4 | 1 | 1 | 1 | 0 | 1 | 1 | | | | | | | | | | | | | | | | | |
| Pat Burrell, R OBP: 0.409, SLG: 0.486 | K | | | | | | | | | 4 | 0 | 1 | 1 | 0 | 2 | 0 | | | | | | | | | | | | | | | | | |
| 6 Ryan Howard, L OBP: 0.381, SLG: 0.556 | G1-3 | | | | | | | | | 3 | 0 | 0 | 0 | 1 | 2 | 0 | | | | | | | | | | | | | | | | | |
| Aaron Rowand, R OBP: 0.379, SLG: 0.518 | G6-3 | | | | | | | | | 4 | 0 | 1 | 0 | 0 | 2 | 2 | | | | | | | | | | | | | | | | | |
| 19 Greg Dobbs, L OBP: 0.323, SLG: 0.480 | F9 | | | | | | | | | 4 | 0 | 0 | 0 | 0 | 1 | 1 | | | | | | | | | | | | | | | | | |
| 28 Jayson Werth, R OBP: 0.376, SLG: 0.438 | | | | | | | | | | 3 | 0 | 2 | 0 | 0 | 0 | 0 | | | | | | | | | | | | | | | | | |
| 51 Carlos Ruiz, R OBP: 0.329, SLG: 0.405 | F7 | | | | | | | | | 3 | 0 | 0 | 0 | 0 | 0 | 3 | | | | | | | | | | | | | | | | | |
| 52 Fabio Castro, L Antonio Alfonseca, R 8 Shane Victorino, S 16 J.C. Romero, S 45 Tom Gordon, R 56 Geoff Geary, R 27 Chris Coste, R | SH1-4 | | | | | | | | | 0 | 0 | 0 | 0 | 0 | 0 | 0 | | | | | | | | | | | | | | | | | |
| Inning Stats | R: 0 E: 0 K: 2 S: 8 | H: 0 LOB: 0 BB: 0 P: 11 | R: 0 E: 0 K: 0 S: 4 | H: 0 LOB: 0 BB: 0 P: 8 | R: 0 E: 0 K: 0 S: 6 | H: 1 LOB: 1 BB: 0 P: 10 | R: 0 E: 0 K: 2 S: 8 | H: 0 LOB: 0 BB: 0 P: 12 | R: 0 E: 0 K: 1 S: 11 | H: 2 LOB: 1 BB: 0 P: 13 | R: 1 E: 0 K: 2 S: 16 | H: 1 LOB: 2 BB: 2 P: 30 | R: 0 E: 0 K: 0 S: 4 | H: 0 LOB: 0 BB: 0 P: 9 | R: 1 E: 0 K: 1 S: 12 | H: 1 LOB: 0 BB: 0 P: 15 | | R: 0 E: 0 K: 2 S: 10 | H: 0 LOB: 0 BB: 0 P: 13 | 1B: 3 2B: 1 3B: 0 HR: 1 | SF: 0 SAC: 1 DP: 1 HBP: 0 | WP: 0 PB: 0 SB: 1 CS: 0 | PA: 33 | | | | | | | | | | |
| PITCHER | IP WLS BF H R ER SO BB IBB HBP BLK WP HR S P ERA WHIP | | | | | | | | | | | | | | | | | | | | | | | | | | | | | | | | |
| 58 Chad Billingsley, R ERA: 3.48 | 7.0 | W | 26 | 4 | 1 | 1 | 7 | 1 | 0 | 0 | 0 | 0 | 0 | 57 | 93 | 1.29 | 0.714 | | | | | | | | | | | | | | | | |
| 51 Jonathan Broxton, R ERA: 2.34 | 1.0 | | 4 | 1 | 1 | 1 | 0 | 0 | 0 | 0 | 0 | 0 | 1 | 12 | 15 | 9.00 | 1.000 | | | | | | | | | | | | | | | | |
| 44 Takashi Saito, R ERA: 1.44 | 1.0 | S | 3 | 0 | 0 | 0 | 2 | 0 | 0 | 0 | 0 | 0 | 0 | 10 | 13 | 0.00 | 0.000 | | | | | | | | | | | | | | | | |

AB 29
R 5
H 7
RBI 5
BB 9
SO 4
LOB 18



AB 30
R 2
H 5
RBI 2
BB 2
SO 10
LOB 9



| Batter | 1 | 2 | 3 | 4 | 5 | 6 | 7 | 8 | 9 | AB | R | H | RBI | BB | SO | LOB | TOP | | | | |
|--|---|---|---|---|-------------------------------|----------------------------------|-------------------------------|----------------------------------|------------------------------|----------------------------------|------------------------------|----------------------------------|------------------------------|---------------------------------|-------------------------------|----------------------------------|--|------------------------------------|----------------------------------|--------|--|
| Mike Cameron, R OBP: 0.334, SLG: 0.445 11 Craig Stansberry, R OBP: 0.353, SLG: 0.533 | | | | | | | | | | 3 | 0 | 1 | 1 | 0 | 1 | 0 | San Diego Padres @ Philadelphia Phillies Citizens Bank Park, Philadelphia, PA Sun Aug 26 2007, 1:35 PM EDT Att: 39,362 - Overcast - 81 F | | | | |
| Geoff Blum, S OBP: 0.327, SLG: 0.352 | | | | | | | | | | 5 | 0 | 2 | 1 | 0 | 1 | 3 | | | | | |
| Milton Bradley, S OBP: 0.423, SLG: 0.572 Wilfredo Ledezma, L 43 Cla Meredith, R 45 Justin Hampson, L | | | | | | | | | | 3 | 0 | 0 | 0 | 0 | 0 | 2 | | | | | |
| 23 Adrián González, L OBP: 0.347, SLG: 0.496 | | | | | | | | | | 3 | 0 | 1 | 0 | 1 | 1 | 1 | | | | | |
| 3 Khalil Greene, R OBP: 0.285, SLG: 0.452 | | | | | | | | | | 4 | 0 | 2 | 0 | 0 | 1 | 1 | | | | | |
| Termel Sledge, L OBP: 0.315, SLG: 0.389 | | | | | | | | | | 3 | 0 | 0 | 0 | 0 | 0 | 2 | | | | | |
| 5 Kevin Kouzmanoff, R OBP: 0.297, SLG: 0.427 | | | | | | | | | | 4 | 0 | 1 | 0 | 0 | 1 | 4 | | | | | |
| Pete Laforest, L OBP: 0.467, SLG: 0.520 | | | | | | | | | | 4 | 1 | 1 | 0 | 0 | 1 | 4 | | | | | |
| 54 Tim Stauffer, R OBP: 0.250, SLG: 0.250 Rob Mackowiak, L OBP: 0.335, SLG: 0.394 | | | | | | | | | | 1 | 0 | 0 | 0 | 0 | 0 | 3 | | | | | |
| | | | | | | | | | | 2 | 1 | 2 | 0 | 0 | 0 | 0 | | | | | |
| Inning Stats | R: 0 E: 0 K: 2 S: 11 | H: 1 LOB: 1 BB: 0 P: 17 | R: 0 E: 0 K: 0 S: 8 | H: 1 LOB: 1 BB: 0 P: 11 | R: 1 E: 0 K: 0 S: 12 | H: 2 LOB: 1 BB: 0 P: 16 | R: 0 E: 0 K: 1 S: 10 | H: 1 LOB: 3 BB: 0 P: 20 | R: 0 E: 0 K: 1 S: 7 | H: 1 LOB: 1 BB: 0 P: 10 | R: 1 E: 0 K: 0 S: 9 | H: 2 LOB: 1 BB: 0 P: 15 | R: 0 E: 0 K: 1 S: 6 | H: 0 LOB: 0 BB: 0 P: 8 | R: 0 E: 0 K: 1 S: 11 | H: 2 LOB: 0 BB: 0 P: 18 | 1B: 6 2B: 3 3B: 1 HR: 0 | SF: 0 SAC: 1 DP: 1 HBP: 1 | WP: 0 PB: 0 SB: 0 CS: 0 | PA: 38 | |
| PITCHER | IP WLS BF H R ER SO BB IBB HBP BLK WP HR S P ERA WHIP | 38 Kyle Kendrick, R ERA: 3.89 John Ennis, R ERA: 3.0 | 6.0 W 25 6 1 1 4 1 0 1 0 0 0 54 85 1.50 1.167 | 3.0 S 13 4 1 1 2 0 0 0 0 0 0 26 41 3.00 1.333 | | | | | | | | | | | | | | | | | |

| | |
|-----|----|
| AB | 35 |
| R | 2 |
| H | 10 |
| RBI | 2 |
| BB | 1 |
| SO | 6 |
| LOB | 24 |



| Batter | 1 | 2 | 3 | 4 | 5 | 6 | 7 | 8 | 9 | AB | R | H | RBI | BB | SO | LOB | BOTTOM | | | |
|---|---|--|---|---|---|---------------------------------|-------------------------------|----------------------------------|-------------------------------|----------------------------------|------------------------------|---------------------------------|-------------------------------|----------------------------------|------------------------------|----------------------------------|--|------------------------------------|----------------------------------|--------|
| 11 Jimmy Rollins, S OBP: 0.338, SLG: 0.514 Abraham Nunez, S OBP: 0.320, SLG: 0.298 | | | | | | | | | | 4 | 2 | 2 | 0 | 0 | 0 | 2 | San Diego Padres @ Philadelphia Phillies Citizens Bank Park, Philadelphia, PA Sun Aug 26 2007, 1:35 PM EDT Att: 39,362 - Overcast - 81 F | | | |
| Tadahito Iguchi, R OBP: 0.345, SLG: 0.393 | | | | | | | | | | 4 | 2 | 1 | 0 | 0 | 1 | 3 | | | | |
| Pat Burrell, R OBP: 0.411, SLG: 0.493 | | | | | | | | | | 3 | 3 | 1 | 1 | 2 | 0 | 2 | | | | |
| 6 Ryan Howard, L OBP: 0.386, SLG: 0.564 Wes Helms, R OBP: 0.297, SLG: 0.371 | | | | | | | | | | 4 | 3 | 3 | 4 | 0 | 1 | 2 | | | | |
| Aaron Rowand, R OBP: 0.382, SLG: 0.520 | | | | | | | | | | 5 | 1 | 3 | 2 | 0 | 2 | 2 | | | | |
| 19 Greg Dobbs, L OBP: 0.320, SLG: 0.469 | | | | | | | | | | 4 | 0 | 0 | 0 | 1 | 1 | 5 | | | | |
| 28 Jayson Werth, R OBP: 0.391, SLG: 0.458 | | | | | | | | | | 5 | 1 | 5 | 4 | 0 | 0 | 0 | | | | |
| 27 Chris Coste, R OBP: 0.362, SLG: 0.489 | | | | | | | | | | 5 | 1 | 1 | 3 | 0 | 0 | 6 | | | | |
| 38 Kyle Kendrick, R OBP: 0.235, SLG: 0.167 John Ennis, R | | | | | | | | | | 3 | 1 | 0 | 0 | 1 | 1 | 1 | | | | |
| | | | | | | | | | | 1 | 0 | 0 | 0 | 0 | 0 | 1 | | | | |
| Inning Stats | R: 3 E: 0 K: 2 S: 18 | H: 4 LOB: 2 BB: 1 P: 30 | R: 3 E: 0 K: 0 S: 8 | H: 2 LOB: 1 BB: 2 P: 20 | R: 0 E: 0 K: 0 S: 7 | H: 1 LOB: 1 BB: 0 P: 9 | R: 5 E: 0 K: 1 S: 20 | H: 4 LOB: 0 BB: 0 P: 34 | R: 3 E: 0 K: 2 S: 27 | H: 4 LOB: 2 BB: 1 P: 41 | R: 0 E: 0 K: 0 S: 5 | H: 1 LOB: 0 BB: 0 P: 9 | R: 0 E: 0 K: 2 S: 12 | H: 0 LOB: 0 BB: 0 P: 17 | R: 0 E: 0 K: 0 S: 8 | H: 1 LOB: 0 BB: 0 P: 10 | 1B: 14 2B: 1 3B: 0 HR: 2 | SF: 0 SAC: 0 DP: 1 HBP: 1 | WP: 0 PB: 0 SB: 0 CS: 0 | PA: 45 |
| PITCHER | IP WLS BF H R ER SO BB IBB HBP BLK WP HR S P ERA WHIP | 54 Tim Stauffer, R ERA: 21.13 Wilfredo Ledezma, L ERA: 5.68 43 Cla Meredith, R ERA: 0.93 45 Justin Hampson, L ERA: 3.21 | 4.0 L 27 11 11 11 3 3 0 0 0 0 2 53 93 24.75 3.500 | 1.0 8 4 3 3 2 1 0 0 0 0 0 5 9 0.00 1.000 | 2.0 6 1 0 0 2 0 0 0 0 0 0 20 27 0.00 0.500 | | | | | | | | | | | | | | | |

| | |
|-----|----|
| AB | 40 |
| R | 14 |
| H | 17 |
| RBI | 14 |
| BB | 4 |
| SO | 7 |
| LOB | 24 |



| Batter | 1 | 2 | 3 | 4 | 5 | 6 | 7 | 8 | 9 | 10 | AB | R | H | RBI | BB | SO | LOB | TOP | | | | | | |
|---|---|--|---|---|--|----------------------------------|------------------------------|----------------------------------|------------------------------|----------------------------------|-------------------------------|----------------------------------|------------------------------|---------------------------------|------------------------------|----------------------------------|------------------------------|----------------------------------|------------------------------|----------------------------------|----------------------------------|------------------------------------|----------------------------------|--------|
| 7 José Reyes, S OBP: 0.368, SLG: 0.436 | P4 | | F8 | | L9 | | G6-3 | | | G3-1 | 5 | 0 | 0 | 0 | 0 | 0 | 2 | | | | | | | |
| 1 Luis Castillo, S OBP: 0.358, SLG: 0.353 | P6 | | F8 | | P6 | | | | | G1-3 | 5 | 0 | 0 | 0 | 0 | 1 | 1 | | | | | | | |
| 5 David Wright, R OBP: 0.408, SLG: 0.526 | | | L9 | | | | G6-3 | | | G4-3 | 4 | 0 | 0 | 0 | 1 | 1 | 0 | | | | | | | |
| 15 Carlos Beltrán, S OBP: 0.356, SLG: 0.519 | | | | | G3 | | | | | | 2 | 0 | 0 | 0 | 1 | 1 | 1 | | | | | | | |
| 18 Moisés Alou, R OBP: 0.374, SLG: 0.493 | | | | | | | | | | | 2 | 1 | 2 | 0 | 2 | 0 | 0 | | | | | | | |
| 21 Carlos Delgado, L OBP: 0.324, SLG: 0.427 | | | | | | | | | | | 4 | 1 | 2 | 2 | 0 | 1 | 4 | | | | | | | |
| Paul Lo Duca, R OBP: 0.309, SLG: 0.352 | | | | | | | | | | | 4 | 0 | 0 | 0 | 0 | 1 | 4 | | | | | | | |
| Endy Chavez, L OBP: 0.325, SLG: 0.393 | | | | | | | | | | | 4 | 0 | 0 | 0 | 0 | 0 | 0 | | | | | | | |
| Tom Glavine, L OBP: 0.333, SLG: 0.271 | | | | | | | | | | | 3 | 0 | 2 | 0 | 0 | 0 | 0 | | | | | | | |
| 25 Pedro Feliciano, L OBP: 0.333, SLG: 0.421 | | | | | | | | | | | 0 | 0 | 0 | 0 | 0 | 0 | 0 | | | | | | | |
| Aaron Heilman, R OBP: 0.333, SLG: 0.421 | | | | | | | | | | | 0 | 0 | 0 | 0 | 0 | 0 | 0 | | | | | | | |
| 9 Marlon Anderson, L OBP: 0.333, SLG: 0.421 | | | | | | | | | | | 1 | 0 | 0 | 0 | 0 | 0 | 0 | | | | | | | |
| 59 Guillermo Mota, R OBP: 0.333, SLG: 0.421 | | | | | | | | | | | 0 | 0 | 0 | 0 | 0 | 0 | 0 | | | | | | | |
| Inning Stats | R: 0 E: 0 K: 1 S: 9 | H: 0 LOB: 1 BB: 1 P: 16 | R: 2 E: 0 K: 0 S: 9 | H: 2 LOB: 0 BB: 0 P: 16 | R: 0 E: 0 K: 0 S: 9 | H: 0 LOB: 0 BB: 0 P: 14 | R: 0 E: 0 K: 0 S: 6 | H: 2 LOB: 1 BB: 0 P: 13 | R: 0 E: 0 K: 0 S: 8 | H: 1 LOB: 1 BB: 0 P: 11 | R: 0 E: 0 K: 0 S: 12 | H: 0 LOB: 2 BB: 1 P: 22 | R: 0 E: 0 K: 0 S: 6 | H: 1 LOB: 0 BB: 0 P: 7 | R: 0 E: 0 K: 3 S: 9 | H: 0 LOB: 2 BB: 2 P: 24 | R: 0 E: 0 K: 1 S: 8 | H: 0 LOB: 0 BB: 0 P: 12 | R: 0 E: 0 K: 0 S: 9 | H: 0 LOB: 0 BB: 0 P: 15 | 1B: 5 2B: 0 3B: 0 HR: 1 | SF: 0 SAC: 0 DP: 2 HBP: 1 | WP: 1 PB: 0 SB: 1 CS: 0 | PA: 39 |
| PITCHER | IP WLS BF H R ER SO BB IBB HBP BLK WP HR S P ERA WHIP | 5.2 1.1 4 1 0 0 0 2 0 0 0 0 1 50 87 3.18 1.235 | 6.1 1.1 4 1 0 0 0 0 0 0 0 0 0 9 12 0.00 0.750 | 8.1 1.0 5 0 0 0 3 1 1 0 0 1 0 9 24 0.00 1.000 | 9.1 2.0 W 6 0 0 0 1 0 0 0 0 0 17 27 0.00 0.000 | | | | | | | | | | | | | | | | | | | |

New York Mets @ Philadelphia Phillies
Citizens Bank Park, Philadelphia, PA
Tue Aug 28 2007, 7:05 PM EDT
Att. 40,508 - Partly Cloudy - 82 F

| | |
|-----|----|
| AB | 34 |
| R | 2 |
| H | 6 |
| RBI | 2 |
| BB | 4 |
| SO | 5 |
| LOB | 12 |



| Batter | 1 | 2 | 3 | 4 | 5 | 6 | 7 | 8 | 9 | 10 | AB | R | H | RBI | BB | SO | LOB | BOTTOM | | | | | | |
|--|---|----------------------------------|---|--|--|---------------------------------|------------------------------|---------------------------------|------------------------------|----------------------------------|-------------------------------|----------------------------------|------------------------------|----------------------------------|-------------------------------|----------------------------------|-------------------------------|----------------------------------|------------------------------|---------------------------------|-----------------------------------|------------------------------------|----------------------------------|--------|
| 11 Jimmy Rollins, S OBP: 0.339, SLG: 0.517 | F8 | | F8 | | F9 | | | | | P5 | 5 | 1 | 2 | 1 | 0 | 0 | 2 | | | | | | | |
| 26 Chase Utley, L OBP: 0.414, SLG: 0.587 | L9 | | F8 | | | | | | | F7 | 5 | 0 | 1 | 0 | 0 | 0 | 1 | | | | | | | |
| Pat Burrell, R OBP: 0.410, SLG: 0.497 | | | | | | | | | | | 3 | 0 | 0 | 0 | 1 | 0 | 2 | | | | | | | |
| 8 Shane Victorino, S OBP: 0.353, SLG: 0.432 | | | | | | | | | | | 1 | 2 | 1 | 0 | 0 | 0 | 0 | | | | | | | |
| 6 Ryan Howard, L OBP: 0.390, SLG: 0.573 | | | | | | | | | | | 5 | 1 | 3 | 2 | 0 | 0 | 2 | | | | | | | |
| Aaron Rowand, R OBP: 0.361, SLG: 0.516 | | | | | | | | | | | 4 | 0 | 2 | 1 | 0 | 0 | 3 | | | | | | | |
| 28 Jayson Werth, R OBP: 0.404, SLG: 0.478 | | | | | | | | | | | 4 | 0 | 1 | 0 | 0 | 1 | 3 | | | | | | | |
| Wes Helms, R OBP: 0.301, SLG: 0.375 | | | | | | | | | | | 3 | 0 | 2 | 0 | 0 | 0 | 0 | | | | | | | |
| 19 Greg Dobbs, L OBP: 0.328, SLG: 0.471 | | | | | | | | | | | 0 | 0 | 0 | 0 | 1 | 0 | 0 | | | | | | | |
| 39 Brett Myers, R OBP: 0.333, SLG: 0.421 | | | | | | | | | | | 0 | 0 | 0 | 0 | 0 | 0 | 0 | | | | | | | |
| 27 Chris Coste, R OBP: 0.340, SLG: 0.465 | | | | | | | | | | | 4 | 0 | 0 | 0 | 0 | 0 | 6 | | | | | | | |
| 23 Adam Eaton, R OBP: 0.259, SLG: 0.250 | | | | | | | | | | | 2 | 0 | 1 | 0 | 0 | 0 | 0 | | | | | | | |
| 56 Geoff Geary, R ERA: 4.15 | | | | | | | | | | | 0 | 0 | 0 | 0 | 0 | 0 | 0 | | | | | | | |
| Tadahito Iguchi, R OBP: 0.345, SLG: 0.400 | | | | | | | | | | | 1 | 0 | 0 | 0 | 0 | 0 | 0 | | | | | | | |
| 16 J.C. Romero, S OBP: 0.333, SLG: 0.421 | | | | | | | | | | | 0 | 0 | 0 | 0 | 0 | 0 | 0 | | | | | | | |
| Abraham Nunez, S OBP: 0.316, SLG: 0.284 | | | | | | | | | | | 1 | 0 | 0 | 0 | 0 | 0 | 0 | | | | | | | |
| Inning Stats | R: 0 E: 0 K: 0 S: 12 | H: 1 LOB: 1 BB: 0 P: 21 | R: 0 E: 0 K: 1 S: 9 | H: 2 LOB: 1 BB: 0 P: 16 | R: 0 E: 0 K: 0 S: 5 | H: 0 LOB: 0 BB: 0 P: 9 | R: 0 E: 0 K: 0 S: 5 | H: 1 LOB: 0 BB: 0 P: 9 | R: 0 E: 0 K: 0 S: 7 | H: 2 LOB: 2 BB: 0 P: 13 | R: 0 E: 0 K: 0 S: 14 | H: 2 LOB: 2 BB: 0 P: 21 | R: 0 E: 0 K: 0 S: 8 | H: 0 LOB: 0 BB: 0 P: 13 | R: 2 E: 0 K: 0 S: 10 | H: 3 LOB: 3 BB: 2 P: 22 | R: 0 E: 0 K: 0 S: 10 | H: 0 LOB: 0 BB: 0 P: 16 | R: 2 E: 0 K: 0 S: 6 | H: 2 LOB: 0 BB: 0 P: 9 | 1B: 11 2B: 0 3B: 0 HR: 2 | SF: 0 SAC: 0 DP: 2 HBP: 0 | WP: 0 PB: 0 SB: 2 CS: 0 | PA: 40 |
| PITCHER | IP WLS BF H R ER SO BB IBB HBP BLK WP HR S P ERA WHIP | 7.0 0.2 0.1 1.0 | 4 1 2 0 0 0 1 0 0 0 0 0 5 11 27.00 3.000 | 4 2 0 0 0 0 1 0 0 0 0 0 5 11 0.00 9.000 | 5 2 2 2 0 0 0 0 0 0 0 1 16 25 18.00 2.000 | | | | | | | | | | | | | | | | | | | |

New York Mets @ Philadelphia Phillies
Citizens Bank Park, Philadelphia, PA
Tue Aug 28 2007, 7:05 PM EDT
Att. 40,508 - Partly Cloudy - 82 F

| | |
|-----|----|
| AB | 38 |
| R | 4 |
| H | 13 |
| RBI | 4 |
| BB | 2 |
| SO | 1 |
| LOB | 19 |



| Batter | 1 | 2 | 3 | 4 | 5 | 6 | 7 | 8 | 9 | AB | R | H | RBI | BB | SO | LOB | TOP | | | | | |
|---|---|----------------------------------|------------------------------|----------------------------------|-------------------------------|----------------------------------|------------------------------|----------------------------------|-------------------------------|----------------------------------|-------------------------------|----------------------------------|-------------------------------|----------------------------------|------------------------------|----------------------------------|--|--|----------------------------------|------------------------------------|----------------------------------|--------|
| 7 José Reyes, S OBP: 0.369, SLG: 0.435 | | | | | | | | | | 3 | 0 | 1 | 0 | 1 | 0 | 0 | New York Mets @ Philadelphia Phillies Citizens Bank Park, Philadelphia, PA Wed Aug 29 2007, 7:05 PM EDT Att: 43,150 - Clear - 82 F | | | | | |
| 1 Luis Castillo, S OBP: 0.355, SLG: 0.350 | | | | | | | | | | 4 | 0 | 0 | 0 | 0 | 0 | 2 | | | | | | |
| 5 David Wright, R OBP: 0.411, SLG: 0.533 | | | | | | | | | | 3 | 1 | 2 | 1 | 1 | 1 | 0 | | | | | | |
| 15 Carlos Beltrán, S OBP: 0.357, SLG: 0.521 | | | | | | | | | | 4 | 1 | 2 | 0 | 0 | 0 | 2 | | | | | | |
| 18 Moises Alou, R OBP: 0.372, SLG: 0.488 | | | | | | | | | | 4 | 0 | 1 | 0 | 0 | 0 | 2 | | | | | | |
| 21 Carlos Delgado, L OBP: 0.325, SLG: 0.428 | | | | | | | | | | 4 | 0 | 2 | 1 | 0 | 1 | 2 | | | | | | |
| Paul Lo Duca, R Endy Chavez, L OBP: 0.311, SLG: 0.352 OBP: 0.325, SLG: 0.393 | | | | | | | | | | 3 | 0 | 1 | 0 | 1 | 1 | 2 | | AB 32 R 2 H 10 RBI 2 BB 4 SO 5 LOB 17 | | | | |
| Lastings Milledge, R 9 Marlon Anderson, L OBP: 0.341, SLG: 0.429 | | | | | | | | | | 2 | 0 | 0 | 0 | 1 | 2 | 2 | | | | | | |
| Oliver Pérez, L Jeff Conine, R OBP: 0.167, SLG: 0.167 OBP: 0.323, SLG: 0.407 | | | | | | | | | | 2 | 0 | 0 | 0 | 0 | 0 | 3 | | | | | | |
| Jorge Sosa, R Shawn Green, L OBP: 0.296, SLG: 0.292 OBP: 0.330, SLG: 0.407 | | | | | | | | | | 1 | 0 | 0 | 0 | 0 | 0 | 0 | | | | | | |
| | | | | | | | | | | 1 | 0 | 0 | 0 | 0 | 0 | 2 | | | | | | |
| | | | | | | | | | | 2 | 0 | 0 | 0 | 0 | 0 | 3 | | | | | | |
| | | | | | | | | | | 1 | 0 | 0 | 0 | 0 | 0 | 0 | | | | | | |
| | | | | | | | | | | 0 | 0 | 0 | 0 | 0 | 0 | 0 | | | | | | |
| | | | | | | | | | | 1 | 0 | 0 | 0 | 0 | 0 | 2 | | | | | | |
| | | | | | | | | | | 1 | 0 | 0 | 0 | 0 | 0 | 0 | | | | | | |
| Inning Stats | R: 1 E: 0 K: 0 S: 13 | H: 4 LOB: 2 BB: 0 P: 21 | R: 0 E: 0 K: 1 S: 9 | H: 0 LOB: 0 BB: 1 P: 18 | R: 0 E: 0 K: 1 S: 10 | H: 0 LOB: 0 BB: 0 P: 16 | R: 1 E: 0 K: 0 S: 9 | H: 2 LOB: 2 BB: 1 P: 20 | R: 0 E: 0 K: 2 S: 11 | H: 1 LOB: 1 BB: 0 P: 14 | R: 0 E: 0 K: 2 S: 11 | H: 1 LOB: 1 BB: 1 P: 10 | R: 0 E: 0 K: 0 S: 6 | H: 0 LOB: 0 BB: 1 P: 13 | R: 0 E: 0 K: 0 S: 4 | H: 0 LOB: 0 BB: 1 P: 8 | R: 0 E: 0 K: 1 S: 13 | H: 2 LOB: 2 BB: 0 P: 22 | 1B: 8 2B: 3 3B: 0 HR: 1 | SF: 0 SAC: 0 DP: 3 HBP: 0 | WP: 0 PB: 0 SB: 0 CS: 2 | PA: 36 |
| PITCHER | IP WLS BF H R ER SO BB IBB HBP BLK WP HR S P ERA WHIP | PITCHER | | | | | | | | | | | | | | | | | | | | |
| Jamie Moyer, L ERA: 5.08 | 6.0 W 26 8 2 2 4 2 0 0 0 0 0 1 59 99 3.00 1.667 | | | | | | | | | | | | | | | | | | | | | |
| 16 J.C. Romero, L ERA: 2.45 | 7.1 1.0 H 3 0 0 0 0 1 0 0 0 0 0 0 6 13 0.00 1.000 | | | | | | | | | | | | | | | | | | | | | |
| 45 Tom Gordon, R ERA: 5.48 | 8.1 1.0 H 3 0 0 0 0 1 0 0 0 0 0 0 4 8 0.00 1.000 | | | | | | | | | | | | | | | | | | | | | |
| 39 Brett Myers, R ERA: 4.8 | 9.1 1.0 S 4 2 0 0 1 0 0 0 0 0 0 0 13 22 0.00 2.000 | | | | | | | | | | | | | | | | | | | | | |
| Batter | 1 | 2 | 3 | 4 | 5 | 6 | 7 | 8 | 9 | AB | R | H | RBI | BB | SO | LOB | BOTTOM | | | | | |
| 11 Jimmy Rollins, S OBP: 0.340, SLG: 0.523 | | | | | | | | | | 4 | 1 | 2 | 1 | 0 | 0 | 2 | New York Mets @ Philadelphia Phillies Citizens Bank Park, Philadelphia, PA Wed Aug 29 2007, 7:05 PM EDT Att: 43,150 - Clear - 82 F | | | | | |
| Tadahito Iguchi, R OBP: 0.346, SLG: 0.400 | | | | | | | | | | 3 | 0 | 1 | 0 | 1 | 0 | 0 | | | | | | |
| Pat Burrell, R 45 Tom Gordon, R 39 Brett Myers, R OBP: 0.469, SLG: 0.504 | | | | | | | | | | 3 | 1 | 1 | 2 | 0 | 1 | 1 | | | | | | |
| 6 Ryan Howard, L OBP: 0.389, SLG: 0.573 | | | | | | | | | | 4 | 0 | 1 | 0 | 0 | 3 | 3 | | | | | | |
| Aaron Rowand, R OBP: 0.378, SLG: 0.511 | | | | | | | | | | 4 | 0 | 0 | 0 | 0 | 4 | 3 | | | | | | |
| 28 Jayson Werth, R OBP: 0.406, SLG: 0.476 | | | | | | | | | | 3 | 0 | 1 | 0 | 1 | 0 | 1 | | | | | | |
| 51 Carlos Ruiz, R OBP: 0.330, SLG: 0.395 | | | | | | | | | | 2 | 0 | 0 | 0 | 1 | 0 | 2 | | AB 27 R 3 H 6 RBI 3 BB 5 SO 11 LOB 17 | | | | |
| Abraham Nunez, S OBP: 0.316, SLG: 0.291 | | | | | | | | | | 2 | 0 | 0 | 0 | 1 | 1 | 2 | | | | | | |
| Jamie Moyer, L Wes Helms, R 16 J.C. Romero, S 8 Shane Victorino, S OBP: 0.161, SLG: 0.180 OBP: 0.300, SLG: 0.373 OBP: 0.353, SLG: 0.432 | | | | | | | | | | 1 | 1 | 0 | 0 | 1 | 1 | 2 | | | | | | |
| | | | | | | | | | | 1 | 0 | 0 | 0 | 0 | 1 | 1 | | | | | | |
| | | | | | | | | | | 0 | 0 | 0 | 0 | 0 | 0 | 0 | | | | | | |
| | | | | | | | | | | 0 | 0 | 0 | 0 | 0 | 0 | 0 | | | | | | |
| | | | | | | | | | | 0 | 0 | 0 | 0 | 0 | 0 | 0 | | | | | | |
| | | | | | | | | | | 1 | 1 | 0 | 0 | 1 | 1 | 2 | | | | | | |
| | | | | | | | | | | 1 | 0 | 0 | 0 | 0 | 1 | 1 | | | | | | |
| | | | | | | | | | | 0 | 0 | 0 | 0 | 0 | 0 | 0 | | | | | | |
| | | | | | | | | | | 0 | 0 | 0 | 0 | 0 | 0 | 0 | | | | | | |
| Inning Stats | R: 2 E: 0 K: 2 S: 13 | H: 2 LOB: 0 BB: 0 P: 17 | R: 0 E: 0 K: 1 S: 8 | H: 0 LOB: 2 BB: 2 P: 18 | R: 0 E: 0 K: 2 S: 9 | H: 0 LOB: 0 BB: 1 P: 17 | R: 0 E: 0 K: 1 S: 6 | H: 0 LOB: 1 BB: 1 P: 14 | R: 1 E: 0 K: 2 S: 17 | H: 2 LOB: 2 BB: 1 P: 28 | R: 0 E: 0 K: 2 S: 12 | H: 1 LOB: 1 BB: 0 P: 16 | R: 0 E: 0 K: 0 S: 10 | H: 0 LOB: 0 BB: 1 P: 14 | R: 0 E: 0 K: 1 S: 9 | H: 1 LOB: 1 BB: 0 P: 15 | 1B: 3 2B: 1 3B: 0 HR: 2 | SF: 1 SAC: 1 DP: 0 HBP: 0 | WP: 0 PB: 0 SB: 0 CS: 1 | PA: 35 | | |
| PITCHER | IP WLS BF H R ER SO BB IBB HBP BLK WP HR S P ERA WHIP | PITCHER | | | | | | | | | | | | | | | | | | | | |
| Oliver Pérez, L ERA: 3.39 | 6.0 L 27 8 3 3 10 5 0 0 0 0 0 0 65 110 4.50 1.667 | | | | | | | | | | | | | | | | | | | | | |
| Jorge Sosa, R ERA: 4.22 | 2.0 7 1 0 0 1 0 0 0 0 0 0 0 19 29 0.00 0.500 | | | | | | | | | | | | | | | | | | | | | |

| Batter | 1 | 2 | 3 | 4 | 5 | 6 | 7 | 8 | 9 | AB | R | H | RBI | BB | SO | LOB | TOP | | | |
|--|---|--------------------------------------|-------------------------------|----------------------------------|-------------------------------|----------------------------------|------------------------------|----------------------------------|------------------------------|----------------------------------|-------------------------------|----------------------------------|-------------------------------|----------------------------------|------------------------------|----------------------------------|----------------------------------|------------------------------------|----------------------------------|--------|
| 11 Jimmy Rollins, S OBP: 0.347, SLG: 0.528 | 2-1 26 G6-3 2B | 1-2 26 HBP 1B | | 0-0 26 CS 1B | | | 4-1 26 1B BB | 2-2 L4 | | 4 | 2 | 3 | 1 | 1 | 0 | 2 | | | | |
| 26 Chase Utley, L OBP: 0.419, SLG: 0.585 | 2-0 G6-3 | 1-2 HBP 1B | | 4-2 G6-4-3 BB | | | 1-1 6 S 1B | 2-2 1-H 2-H 1B | | 3 | 0 | 2 | 3 | 1 | 0 | 1 | | | | |
| Pat Burrell, R ABraham Nunez, S OBP: 0.313, SLG: 0.289 | 3-2 G4-3 | 1-0 SF8 | | 1-2 G6-4-3 | | | 3-2 L5 | 2-3 K | | 3 | 0 | 0 | 2 | 0 | 0 | 3 | | | | |
| 6 Ryan Howard, L OBP: 0.387, SLG: 0.573 | 2-3 K | 1-1 F9 | | | 2-3 K | | 3-3 K | | 1-0 G3 | 5 | 0 | 0 | 0 | 0 | 3 | 3 | | | | |
| Aaron Rowand, R OBP: 0.381, SLG: 0.516 | | 1-0 28 1B 51 1B HBP 2B | 1-2 19 G6-3 28 1B 2B | | 2-3 K | | 1-3 3-H 4-0 IBB | | 2-2 G6-3 | 3 | 2 | 1 | 0 | 1 | 1 | 0 | | | | |
| 19 Greg Dobbs, L OBP: 0.322, SLG: 0.460 | | 2-1 P4 | 0-0 G6-3 | | 1-1 G1-3 | | 1-3 K | | 1-2 G4-3 | 3 | 0 | 0 | 0 | 0 | 0 | 2 | | | | |
| 8 Shane Victorino, S OBP: 0.353, SLG: 0.431 | | | 2-3 | | | | | | | 2 | 0 | 0 | 0 | 0 | 1 | 2 | | | | |
| 28 Jayson Werth, R OBP: 0.418, SLG: 0.483 | | 3-2 51 1B 11 1B 1B | 0-2 3-H 1B | | | 2-2 51 G5-4-3 1B | | | 2-2 L7 | 4 | 1 | 3 | 1 | 0 | 0 | 0 | | | | |
| 51 Carlos Ruiz, R OBP: 0.333, SLG: 0.401 | | 3-2 11 1B 26 HBP 1B | 0-0 F9 | | | 0-1 G5-4-3 | | 4-1 26 WP 26 1B BB | | 3 | 2 | 1 | 1 | 1 | 0 | 2 | | | | |
| 38 Kyle Kendrick, R OBP: 0.243, SLG: 0.156 | | 1-3 3-H 1B | | | | 2-1 P3 | | 4-2 26 WP 1B BB | | 2 | 1 | 0 | 0 | 0 | 0 | 1 | | | | |
| Wes Helms, R OBP: 0.302, SLG: 0.372 | | 2-0 26 HBP 11 1B SF8 HBP | | | | | | | | 0 | 1 | 0 | 0 | 1 | 0 | 0 | | | | |
| 48 Kane Davis, R | | 1-2 SF8 HBP | | | | | | | | 0 | 0 | 0 | 0 | 0 | 0 | 0 | | | | |
| Inning Stats | R: 1 E: 0 K: 1 S: 9 | H: 1 LOB: 0 BB: 0 P: 18 | R: 4 E: 0 K: 0 S: 17 | H: 3 LOB: 2 BB: 0 P: 32 | R: 1 E: 0 K: 0 S: 12 | H: 2 LOB: 1 BB: 1 P: 13 | R: 0 E: 0 K: 0 S: 8 | H: 1 LOB: 0 BB: 0 P: 13 | R: 0 E: 0 K: 2 S: 8 | H: 1 LOB: 0 BB: 0 P: 11 | R: 1 E: 1 K: 2 S: 15 | H: 1 LOB: 2 BB: 2 P: 31 | R: 2 E: 0 K: 1 S: 19 | H: 1 LOB: 1 BB: 2 P: 35 | R: 0 E: 0 K: 0 S: 8 | H: 0 LOB: 0 BB: 0 P: 12 | 1B: 8 2B: 2 3B: 0 HR: 0 | SF: 1 SAC: 0 DP: 2 HBP: 3 | WP: 1 PB: 0 SB: 2 CS: 1 | PA: 42 |
| PITCHER | IP WLS BF H R ER SO BB IBB HBP BLK WP HR S P ERA WHIP | | | | | | | | | | | | | | | | | | | |
| 52 Sergio Mitre, R ERA: 4.37 | 3.1 L 20 7 6 6 1 1 0 0 0 0 0 0 43 72 16.20 2.400 | | | | | | | | | | | | | | | | | | | |
| 38 Daniel Barone, R ERA: 6.45 | 3.0 10 2 1 0 2 1 0 0 0 0 0 0 25 43 0.00 1.000 | | | | | | | | | | | | | | | | | | | |
| 57 Taylor Tankersley, L ERA: 4.89 | 0.2 3 0 0 0 2 0 1 0 0 0 0 0 8 16 0.00 0.000 | | | | | | | | | | | | | | | | | | | |
| 32 Justin Miller, R ERA: 3.86 | 1.0 6 1 2 2 1 2 0 0 0 0 1 0 19 35 18.00 3.000 | | | | | | | | | | | | | | | | | | | |
| 22 Matt Lindstrom, R ERA: 3.2 | 1.0 3 0 0 0 0 0 0 0 0 0 0 0 8 12 0.00 0.000 | | | | | | | | | | | | | | | | | | | |

Philadelphia Phillies @ Florida Marlins
Dolphin Stadium, Miami, FL

AB 33
R 9
H 10
RBI 8
BB 5
SO 6
LOB 17



| Batter | 1 | 2 | 3 | 4 | 5 | 6 | 7 | 8 | 9 | AB | R | H | RBI | BB | SO | LOB | BOTTOM | | | | | |
|---|---|----------------------------------|------------------------------|----------------------------------|-------------------------------|----------------------------------|-------------------------------|----------------------------------|-------------------------------|----------------------------------|-------------------------------|----------------------------------|------------------------------|---------------------------------|-------------------------------|----------------------------------|-------------------------------|----------------------------------|----------------------------------|------------------------------------|----------------------------------|--------|
| 2 Hanley Ramirez, R OBP: 0.387, SLG: 0.557 | 1-1 F8 | | 3-2 G6-4-3 | | | 0-1 K2-3 2B | | 0-2 P4 | | 4 | 1 | 1 | 0 | 0 | 0 | 2 | | | | | | |
| 6 Dan Uggla, R OBP: 0.325, SLG: 0.491 | 4-1 G6-3 BB | | | 3-2 2B | | 0-2 F8 | | 0-2 K | | 3 | 1 | 1 | 0 | 1 | 1 | 2 | | | | | | |
| Miguel Cabrera, R OBP: 0.394, SLG: 0.578 | 0-2 G6-3 | | | 2-0 G4-3 2B | | 1-3 K2-3 | | | 0-2 G4-3 | 4 | 0 | 1 | 1 | 0 | 1 | 1 | | | | | | |
| Mike Jacobs, L OBP: 0.312, SLG: 0.428 | | 0-0 G6-3 | | 2-2 G4-3 | | 3-2 G4-3 | | | 2-1 E5 1B 12 1B | 4 | 0 | 0 | 0 | 0 | 0 | 1 | | | | | | |
| 14 Josh Willingham, R OBP: 0.374, SLG: 0.487 | | 1-1 27 1B | | 0-3 K | | | 0-0 F8 | | 1-2 1B | 1 | 0 | 1 | 0 | 0 | 0 | 0 | | | | | | |
| 12 Cody Ross, R OBP: 0.408, SLG: 0.591 | | 2-1 1B | | | | | | | 1-2 1B | 3 | 0 | 1 | 0 | 0 | 1 | 1 | | | | | | |
| 27 Jeremy Hermida, L OBP: 0.368, SLG: 0.492 | | 2-2 G6-4-3 1B | | 3-1 P5 | | | 2-2 G6-3 | | 1-1 F7 | 4 | 0 | 1 | 0 | 0 | 0 | 3 | | | | | | |
| Miguel Olivo, R OBP: 0.256, SLG: 0.396 | | 1-0 G6-4-3 | | | | 2-3 K | | 1-0 G5-3 | | 4 | 0 | 1 | 0 | 0 | 1 | 2 | | | | | | |
| 4 Alfredo Amezaga, S OBP: 0.319, SLG: 0.364 | | | 2-2 52 FC5-4 1B | | 1-2 P5 | | | 1-1 FC4-8 1B | | 4 | 0 | 2 | 0 | 0 | 0 | 3 | | | | | | |
| 52 Sergio Mitre, R OBP: 0.392, SLG: 0.511 | | | 2-2 FC5-4 | | 2-2 K | | | 0-2 FC4-6 | | 1 | 0 | 0 | 0 | 0 | 0 | 1 | | | | | | |
| 38 Daniel Barone, R OBP: 0.403, SLG: 0.540 | | | | | | | | | | 1 | 0 | 0 | 0 | 0 | 0 | 0 | | | | | | |
| 57 Taylor Tankersley, L ERA: 4.89 | | | | | | | | | | 0 | 0 | 0 | 0 | 0 | 0 | 0 | | | | | | |
| 32 Justin Miller, R ERA: 3.86 | | | | | | | | | | 0 | 0 | 0 | 0 | 0 | 0 | 0 | | | | | | |
| Todd Linden, S OBP: 0.207, SLG: 0.262 | | | | | | | | | | 1 | 0 | 0 | 0 | 0 | 0 | 1 | | | | | | |
| 22 Matt Lindstrom, R ERA: 3.2 | | | | | | | | | | 0 | 0 | 0 | 0 | 0 | 0 | 0 | | | | | | |
| Inning Stats | R: 0 E: 0 K: 0 S: 6 | H: 0 LOB: 1 BB: 1 P: 11 | R: 0 E: 0 K: 0 S: 7 | H: 2 LOB: 1 BB: 0 P: 11 | R: 0 E: 0 K: 0 S: 10 | H: 1 LOB: 0 BB: 0 P: 17 | R: 1 E: 0 K: 1 S: 13 | H: 2 LOB: 1 BB: 0 P: 23 | R: 0 E: 0 K: 2 S: 11 | H: 0 LOB: 0 BB: 0 P: 14 | R: 1 E: 0 K: 1 S: 13 | H: 1 LOB: 0 BB: 0 P: 17 | R: 0 E: 0 K: 0 S: 5 | H: 0 LOB: 0 BB: 0 P: 8 | R: 0 E: 0 K: 1 S: 11 | H: 1 LOB: 1 BB: 0 P: 12 | R: 0 E: 1 K: 0 S: 15 | H: 2 LOB: 3 BB: 0 P: 22 | 1B: 6 2B: 3 3B: 0 HR: 0 | SF: 0 SAC: 0 DP: 3 HBP: 0 | WP: 0 PB: 0 SB: 1 CS: 0 | PA: 35 |
| PITCHER | IP WLS BF H R ER SO BB IBB HBP BLK WP HR S P ERA WHIP | | | | | | | | | | | | | | | | | | | | | |
| 38 Kyle Kendrick, R ERA: 3.79 | 7.0 W 25 6 2 2 4 1 0 0 0 0 0 0 65 101 2.57 1.000 | | | | | | | | | | | | | | | | | | | | | |
| 48 Kane Davis, R ERA: | 2.0 10 3 0 0 1 0 0 0 0 0 0 0 26 34 0.00 1.500 | | | | | | | | | | | | | | | | | | | | | |


Philadelphia Phillies @ Florida Marlins
Dolphin Stadium, Miami, FL

AB 34
R 2
H 9
RBI 1
BB 1
SO 5
LOB 17



| Batter | 1 | 2 | 3 | 4 | 5 | 6 | 7 | 8 | 9 | AB | R | H | RBI | BB | SO | LOB | TOP | | | |
|--|---|---|--|--|---|---|--|---------------------------------|-------------------------------|----------------------------------|------------------------------|----------------------------------|-------------------------------|----------------------------------|------------------------------|----------------------------------|---|----------------------------------|------------------------------------|----------------------------------|
| 11 Jimmy Rollins, S OBP: 0.350, SLG: 0.536 | | | | | | | | | | 5 | 1 | 4 | 3 | 0 | 0 | 1 | Philadelphia Phillies @ Florida Marlins Dolphin Stadium, Miami, FL Sat Sep 01 2007, 7:05 PM EDT Att: 24,651 - Partly Cloudy - 89 F | | | |
| 26 Chase Utley, L OBP: 0.415, SLG: 0.578 | | | | | | | | | | 5 | 0 | 0 | 0 | 0 | 1 | 5 | | | | |
| Pat Burrell, R OBP: 0.401, SLG: 0.508 | | | | | | | | | | 5 | 0 | 0 | 0 | 0 | 1 | 2 | | | | |
| 6 Ryan Howard, L OBP: 0.387, SLG: 0.573 | | | | | | | | | | 4 | 0 | 1 | 0 | 1 | 3 | 0 | | | | |
| Aaron Rowand, R OBP: 0.379, SLG: 0.519 | | | | | | | | | | 5 | 1 | 1 | 1 | 0 | 2 | 2 | | | | |
| 19 Greg Dobbs, L OBP: 0.331, SLG: 0.466 | | | | | | | | | | 3 | 2 | 3 | 0 | 1 | 0 | 0 | | | | |
| 28 Jayson Werth, R OBP: 0.420, SLG: 0.486 | | | | | | | | | | 3 | 2 | 1 | 0 | 1 | 1 | 4 | | | | |
| 27 Chris Coste, R OBP: 0.336, SLG: 0.456 | | | | | | | | | | 4 | 0 | 1 | 1 | 0 | 1 | 4 | | | | |
| 58 J.D. Durbin, R 55 Clay Condrey, R Rod Barajas, R Jose Mesa, R Abraham Nunez, S 54 Francisco Del Rosario, R 8 Shane Victorino, S Antonio Alfonseca, R | | | | | | | | | | 0 | 0 | 0 | 0 | 0 | 0 | 0 | | | | |
| Inning Stats | R: 1 E: 0 K: 1 S: 13 | H: 1 LOB: 0 BB: 0 P: 22 | R: 3 E: 0 K: 2 S: 16 | H: 5 LOB: 2 BB: 0 P: 27 | R: 0 E: 0 K: 1 S: 15 | H: 2 LOB: 2 BB: 0 P: 23 | R: 0 E: 0 K: 0 S: 5 | H: 1 LOB: 1 BB: 1 P: 5 | R: 0 E: 0 K: 1 S: 13 | H: 0 LOB: 0 BB: 0 P: 18 | R: 0 E: 0 K: 3 S: 9 | H: 0 LOB: 0 BB: 0 P: 14 | R: 2 E: 0 K: 0 S: 20 | H: 1 LOB: 1 BB: 2 P: 36 | R: 0 E: 0 K: 2 S: 9 | H: 0 LOB: 0 BB: 0 P: 12 | | 1B: 8 2B: 2 3B: 0 HR: 2 | SF: 0 SAC: 0 DP: 1 HBP: 0 | WP: 1 PB: 0 SB: 2 CS: 0 |
| PITCHER | IP WLS BF H R ER SO BB IBB HBP BLK WP HR S P ERA WHIP | Byung-Hyun Kim, R (1, 1) 5.0 W 25 10 4 4 4 4 1 0 0 0 0 1 2 62 95 7.20 2.200 | 48 Lee Gardner, R (6, 1) 1.1 5 1 0 0 2 0 0 0 0 0 0 0 0 6 12 0.00 0.750 | 57 Taylor Tankersley, L (7, 1) 0.2 2 0 0 0 2 0 0 0 0 0 0 0 6 10 0.00 0.000 | Armando Benitez, R (8, 1) 0.0 1 0 1 1 0 1 0 0 0 0 0 0 3 7 = = | 22 Matt Lindstrom, R (8, 1) 0.2 4 1 1 1 0 1 0 0 0 0 0 0 12 22 13.50 3.000 | Kevin Gregg, R (8, 1) 1.1 S 4 0 0 0 2 0 0 0 0 0 0 0 14 19 0.00 0.000 | | | | | | | | | | | | | |

| Batter | 1 | 2 | 3 | 4 | 5 | 6 | 7 | 8 | 9 | AB | R | H | RBI | BB | SO | LOB | BOTTOM | |
|--|---|---|---|---|---|---|-------------------------------|----------------------------------|------------------------------|----------------------------------|-------------------------------|----------------------------------|-------------------------------|----------------------------------|-----------------------------------|------------------------------------|---|--------|
| 2 Hanley Ramirez, R OBP: 0.388, SLG: 0.559 | | | | | | | | | | 5 | 2 | 3 | 1 | 0 | 0 | 2 | Philadelphia Phillies @ Florida Marlins Dolphin Stadium, Miami, FL Sat Sep 01 2007, 7:05 PM EDT Att: 24,651 - Partly Cloudy - 89 F | |
| 6 Dan Uggla, R OBP: 0.324, SLG: 0.487 | | | | | | | | | | 4 | 1 | 0 | 0 | 0 | 0 | 2 | | |
| 27 Jeremy Hermida, L OBP: 0.368, SLG: 0.491 | | | | | | | | | | 5 | 2 | 2 | 2 | 0 | 2 | 0 | | |
| Miguel Cabrera, R OBP: 0.394, SLG: 0.576 | | | | | | | | | | 5 | 2 | 2 | 0 | 0 | 0 | 1 | | |
| Mike Jacobs, L Armando Benitez, R | | | | | | | | | | 4 | 1 | 3 | 2 | 0 | 0 | 0 | | |
| 22 Matt Lindstrom, R 12 Cody Ross, R | | | | | | | | | 0 | 0 | 0 | 0 | 0 | 0 | 0 | 0 | | |
| Todd Linden, S OBP: 0.294, SLG: 0.279 | | | | | | | | | | 4 | 2 | 0 | 1 | 1 | 1 | 2 | | |
| 20 Matt Treanor, R OBP: 0.381, SLG: 0.406 | | | | | | | | | 4 | 1 | 2 | 1 | 0 | 1 | 1 | | | |
| 4 Alfredo Amezaga, S Kevin Gregg, R | | | | | | | | | 0 | 0 | 0 | 1 | 2 | 0 | 0 | | | |
| Byung-Hyun Kim, R 7 Alejandro Rodriguez, L 48 Lee Gardner, R 57 Taylor Tankersley, L Jason Wood, R | | | | | | | | | 2 | 0 | 0 | 0 | 0 | 0 | 2 | | | |
| Inning Stats | R: 7 E: 0 K: 0 S: 21 | H: 6 LOB: 1 BB: 1 P: 30 | R: 0 E: 0 K: 0 S: 5 | H: 0 LOB: 0 BB: 0 P: 9 | R: 0 E: 0 K: 1 S: 7 | H: 0 LOB: 0 BB: 0 P: 10 | R: 0 E: 0 K: 1 S: 11 | H: 3 LOB: 2 BB: 1 P: 17 | R: 0 E: 0 K: 1 S: 8 | H: 0 LOB: 0 BB: 0 P: 12 | R: 0 E: 0 K: 3 S: 14 | H: 1 LOB: 2 BB: 1 P: 27 | R: 3 E: 0 K: 0 S: 14 | H: 3 LOB: 0 BB: 0 P: 18 | 1B: 10 2B: 2 3B: 0 HR: 1 | SF: 1 SAC: 0 DP: 0 HBP: 2 | WP: 1 PB: 0 SB: 1 CS: 0 | PA: 42 |
| PITCHER | IP WLS BF H R ER SO BB IBB HBP BLK WP HR S P ERA WHIP | 58 J.D. Durbin, R (1, 1) 0.0 L 7 5 7 7 0 0 0 0 1 0 0 0 1 0 19 30 0.00 0.333 | 55 Clay Condrey, R (1, 1) 3.0 11 1 0 0 0 0 0 0 1 0 0 1 0 18 27 9.00 2.000 | Jose Mesa, R (4, 1) 2.0 10 3 2 2 1 1 0 0 0 0 0 0 18 27 9.00 2.000 | 54 Francisco Del Rosario, R (6, 1) 2.0 8 1 0 0 4 1 0 0 0 0 0 0 22 39 0.00 1.000 | Antonio Alfonseca, R (8, 1) 1.0 6 3 3 3 0 0 0 0 0 0 0 1 14 18 27.00 3.000 | | | | | | | | | | | | |

| Batter | 1 | 2 | 3 | 4 | 5 | 6 | 7 | 8 | 9 | AB | R | H | RBI | BB | SO | LOB | TOP | | | | |
|--|---|---|---|---|---|---|---|---|---|---|---|---|---|---|---|---|--|---|---|---|---|
| 11 Jimmy Rollins, S OBP: 0.348, SLG: 0.532 | F9 | F9 | F8 | | G4-3 | | | BB | | 4 | 0 | 1 | 0 | 1 | 0 | 4 | Philadelphia Phillies @ Atlanta Braves Turner Field, Atlanta, GA Tue Sep 04 2007, 7:35 PM EDT Att: 22,130 - Partly Cloudy - 86 F | | | | |
| 26 Chase Utley, L OBP: 0.416, SLG: 0.575 | F9 | F9 | | P6 | | G3-1 | | G4-3 | | 4 | 0 | 0 | 0 | 1 | 0 | 1 | | | | | |
| Pat Burrell, R OBP: 0.401, SLG: 0.499 | | | | | | | | | | 2 | 1 | 0 | 0 | 2 | 1 | 2 | | | | | |
| 29 Chris Roberson, S OBP: 0.308, SLG: 0.280 | | | | | | | | | | 0 | 1 | 0 | 0 | 1 | 0 | 0 | | | | | |
| 6 Ryan Howard, L OBP: 0.386, SLG: 0.571 | | | | | | | | | | 3 | 1 | 1 | 2 | 2 | 1 | 1 | | | | | |
| Aaron Rowand, R OBP: 0.381, SLG: 0.521 | | | | | | | | | | 5 | 1 | 3 | 1 | 0 | 1 | 3 | | | | | |
| 19 Greg Dobbs, L OBP: 0.336, SLG: 0.463 | | | | | | | | | | 0 | 0 | 0 | 0 | 2 | 0 | 0 | | | | | |
| Wes Helms, R OBP: 0.300, SLG: 0.372 | | | | | | | | | | 2 | 0 | 1 | 0 | 0 | 0 | 0 | | | | | |
| Abraham Nunez, S OBP: 0.308, SLG: 0.284 | | | | | | | | | | 1 | 0 | 0 | 0 | 0 | 0 | 2 | | | | | |
| 28 Jayson Werth, R OBP: 0.422, SLG: 0.478 | | | | | | | | | | 4 | 0 | 1 | 0 | 1 | 2 | 3 | | | | | |
| 51 Carlos Ruiz, R OBP: 0.333, SLG: 0.406 | | | | | | | | | | 3 | 1 | 1 | 2 | 0 | 2 | | | | | | |
| Kyle Lohse, R OBP: 0.149, SLG: 0.133 | | | | | | | | | | 1 | 0 | 0 | 0 | 0 | 0 | 0 |  | | | | |
| 16 J.C. Romero, S | | | | | | | | | | 0 | 0 | 0 | 0 | 0 | 0 | 0 | | | | | |
| Tadahito Iguchi, R | | | | | | | | | | 1 | 0 | 0 | 0 | 0 | 0 | 0 | | | | | |
| 45 Tom Gordon, R | | | | | | | | | | 0 | 0 | 0 | 0 | 0 | 0 | 0 | | | | | |
| 39 Brett Myers, R | | | | | | | | | | 0 | 0 | 0 | 0 | 0 | 0 | 0 | | | | | |
| Inning Stats | R: 2 E: 0 K: 1 S: 14 | H: 2 LOB: 2 BB: 2 P: 31 | R: 1 E: 0 K: 1 S: 9 | H: 2 LOB: 3 BB: 2 P: 23 | R: 0 E: 0 K: 0 S: 8 | H: 1 LOB: 2 BB: 1 P: 13 | R: 0 E: 0 K: 0 S: 4 | H: 0 LOB: 0 BB: 1 P: 10 | R: 1 E: 0 K: 0 S: 10 | H: 2 LOB: 2 BB: 1 P: 19 | R: 0 E: 0 K: 2 S: 9 | H: 0 LOB: 0 BB: 0 P: 11 | R: 0 E: 0 K: 0 S: 7 | H: 0 LOB: 1 BB: 1 P: 13 | R: 1 E: 0 K: 0 S: 7 | H: 1 LOB: 1 BB: 2 P: 20 | 1B: 3 2B: 3 3B: 0 HR: 2 | SF: 1 SAC: 2 DP: 2 HBP: 0 | WP: 0 PB: 0 SB: 0 CS: 0 | PA: 43 | |
| PITCHER | IP WLS BF H R ER SO BB IBB HBP BLK WP HR S P ERA WHIP | IP WLS BF H R ER SO BB IBB HBP BLK WP HR S P ERA WHIP | IP WLS BF H R ER SO BB IBB HBP BLK WP HR S P ERA WHIP | IP WLS BF H R ER SO BB IBB HBP BLK WP HR S P ERA WHIP | IP WLS BF H R ER SO BB IBB HBP BLK WP HR S P ERA WHIP | IP WLS BF H R ER SO BB IBB HBP BLK WP HR S P ERA WHIP | IP WLS BF H R ER SO BB IBB HBP BLK WP HR S P ERA WHIP | IP WLS BF H R ER SO BB IBB HBP BLK WP HR S P ERA WHIP | IP WLS BF H R ER SO BB IBB HBP BLK WP HR S P ERA WHIP | IP WLS BF H R ER SO BB IBB HBP BLK WP HR S P ERA WHIP | IP WLS BF H R ER SO BB IBB HBP BLK WP HR S P ERA WHIP | IP WLS BF H R ER SO BB IBB HBP BLK WP HR S P ERA WHIP | IP WLS BF H R ER SO BB IBB HBP BLK WP HR S P ERA WHIP | IP WLS BF H R ER SO BB IBB HBP BLK WP HR S P ERA WHIP | IP WLS BF H R ER SO BB IBB HBP BLK WP HR S P ERA WHIP | IP WLS BF H R ER SO BB IBB HBP BLK WP HR S P ERA WHIP | IP WLS BF H R ER SO BB IBB HBP BLK WP HR S P ERA WHIP | IP WLS BF H R ER SO BB IBB HBP BLK WP HR S P ERA WHIP | IP WLS BF H R ER SO BB IBB HBP BLK WP HR S P ERA WHIP | IP WLS BF H R ER SO BB IBB HBP BLK WP HR S P ERA WHIP | IP WLS BF H R ER SO BB IBB HBP BLK WP HR S P ERA WHIP |
| 38 Buddy Carlyle, R ERA: 5.21 | 1.2 | 1.0 | 1.0 | 1.0 | 1.0 | 1.0 | 1.0 | 1.0 | 1.0 | 1.0 | 1.0 | 1.0 | 1.0 | 1.0 | 1.0 | 1.0 | 16.20 | 3.600 | | | |
| 37 Jo-Jo Reyes, L ERA: 7.75 | 3.1 | 1.0 | 1.0 | 1.0 | 1.0 | 1.0 | 1.0 | 1.0 | 1.0 | 1.0 | 1.0 | 1.0 | 1.0 | 1.0 | 1.0 | 1.0 | 2.70 | 1.800 | | | |
| Royce Ring, L ERA: 3.24 | 1.0 | 1.0 | 1.0 | 1.0 | 1.0 | 1.0 | 1.0 | 1.0 | 1.0 | 1.0 | 1.0 | 1.0 | 1.0 | 1.0 | 1.0 | 1.0 | 0.00 | 0.000 | | | |
| Tyler Yates, R ERA: 4.77 | 1.0 | 1.0 | 1.0 | 1.0 | 1.0 | 1.0 | 1.0 | 1.0 | 1.0 | 1.0 | 1.0 | 1.0 | 1.0 | 1.0 | 1.0 | 1.0 | 0.00 | 0.000 | | | |
| Ron Mahay, L ERA: 2.34 | 1.0 | 1.0 | 1.0 | 1.0 | 1.0 | 1.0 | 1.0 | 1.0 | 1.0 | 1.0 | 1.0 | 1.0 | 1.0 | 1.0 | 1.0 | 1.0 | 0.00 | 1.000 | | | |
| 46 Manny Acosta, R ERA: 1.42 | 1.0 | 1.0 | 1.0 | 1.0 | 1.0 | 1.0 | 1.0 | 1.0 | 1.0 | 1.0 | 1.0 | 1.0 | 1.0 | 1.0 | 1.0 | 1.0 | 9.00 | 3.000 | | | |

AB 30
R 5
H 8
RBI 5
BB 10
SO 5
LOB 18





WP: 0
PB: 0
SB: 0
CS: 0

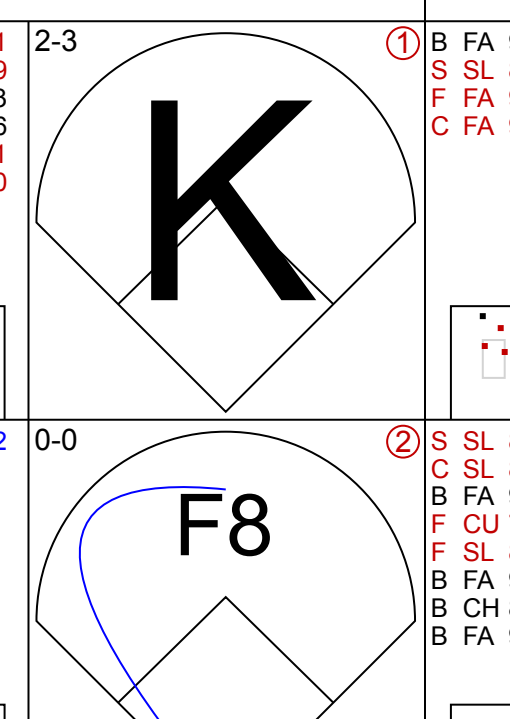
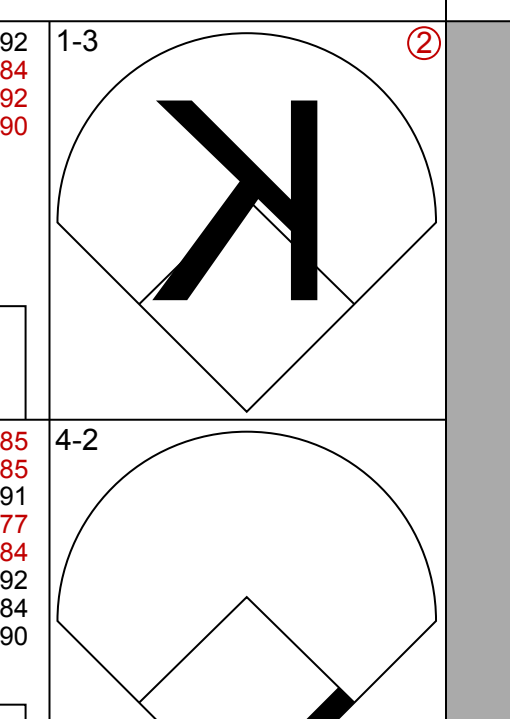
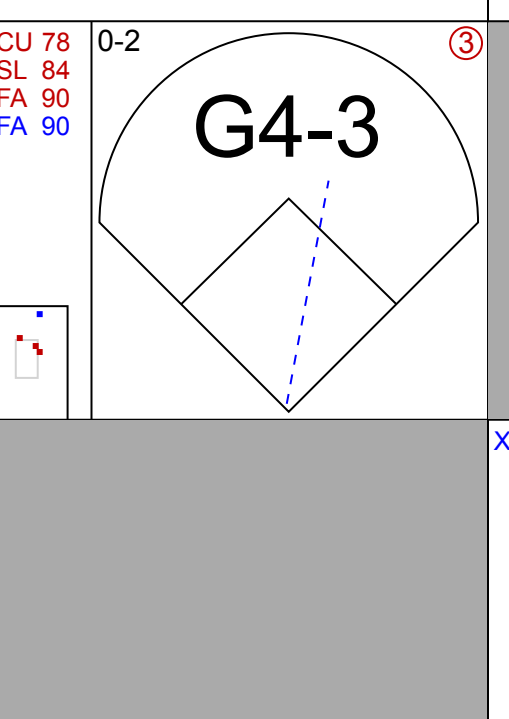
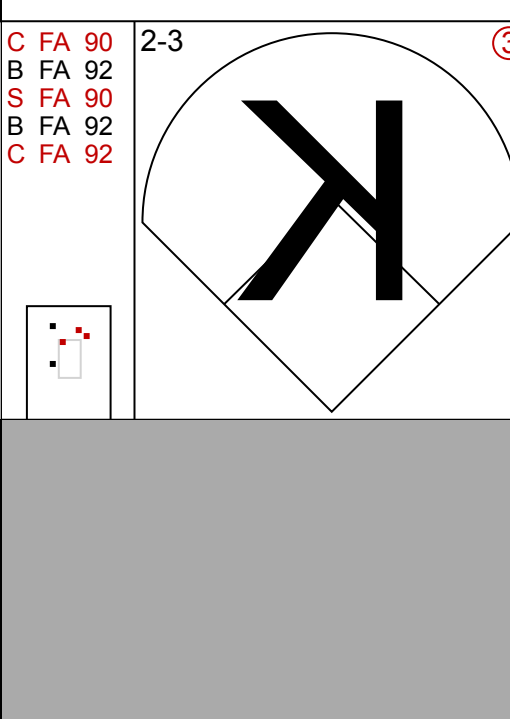
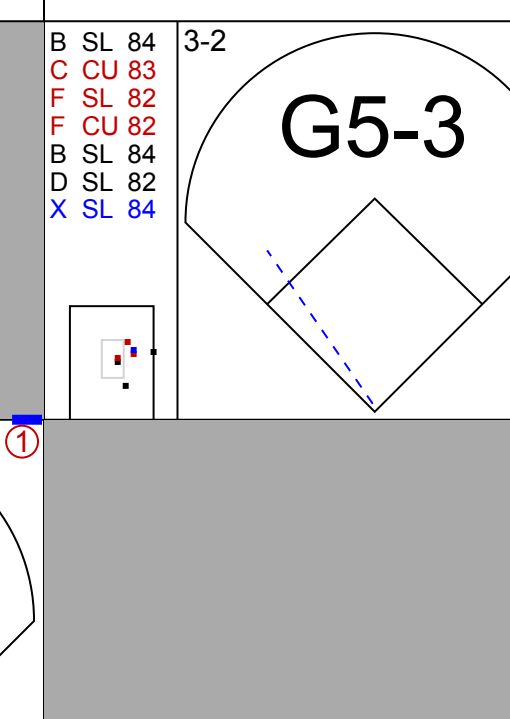
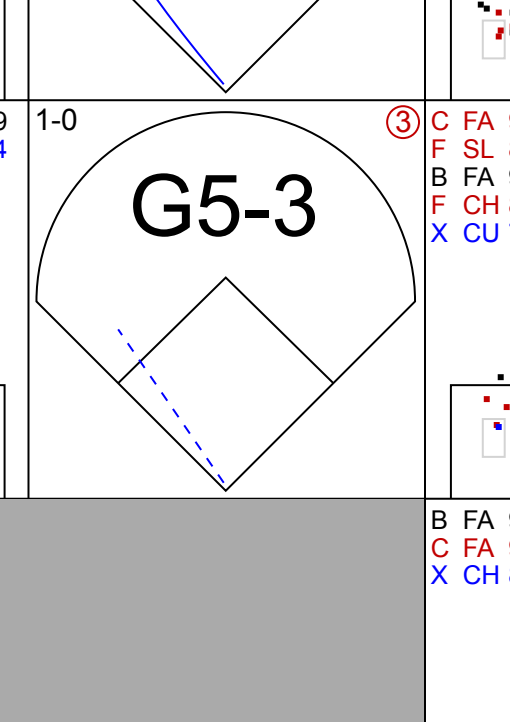
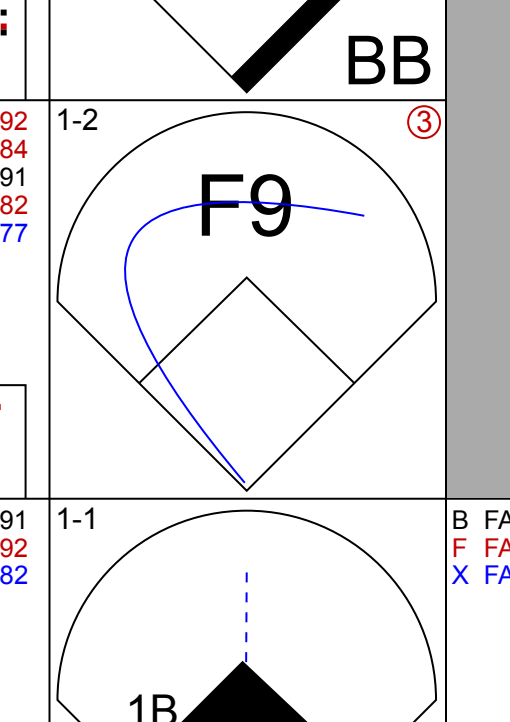
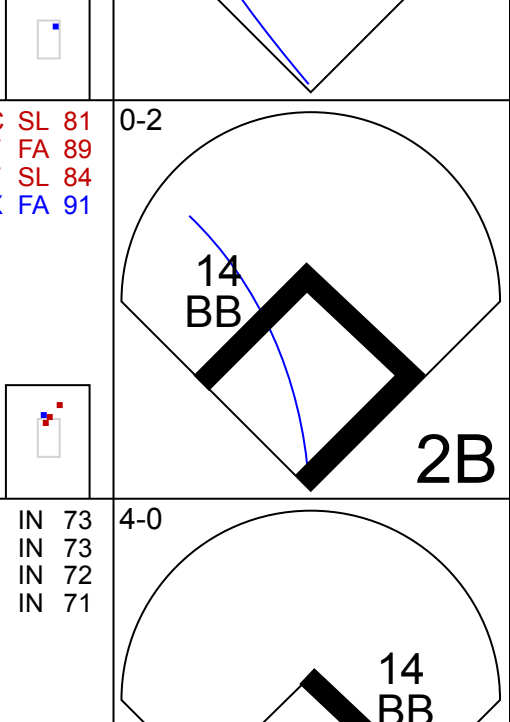
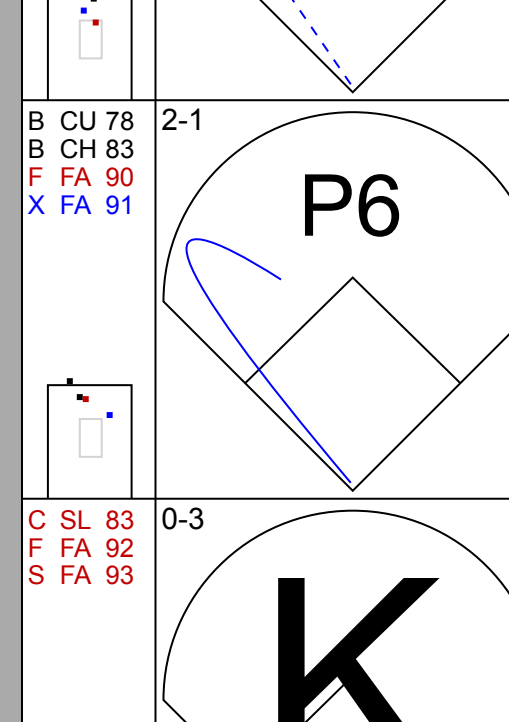
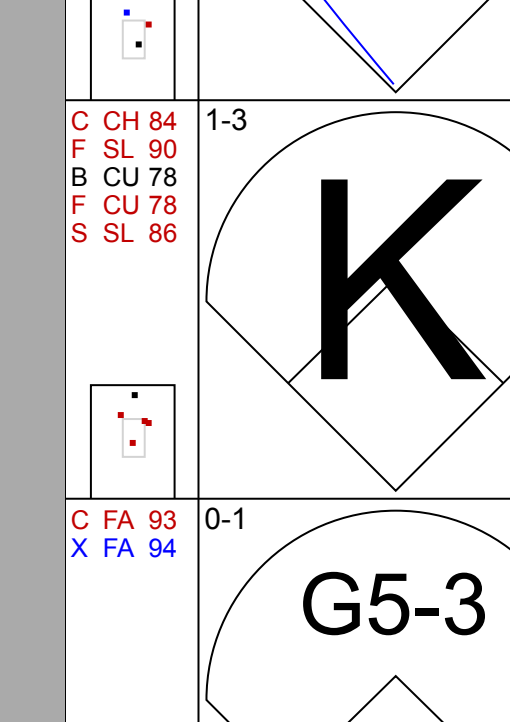
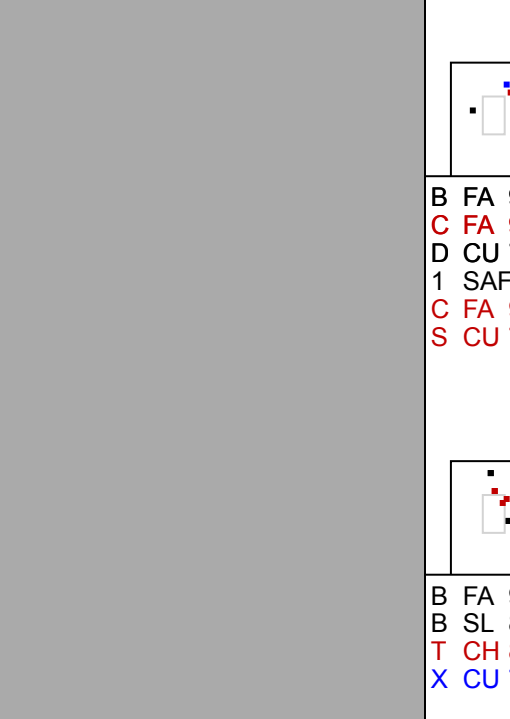
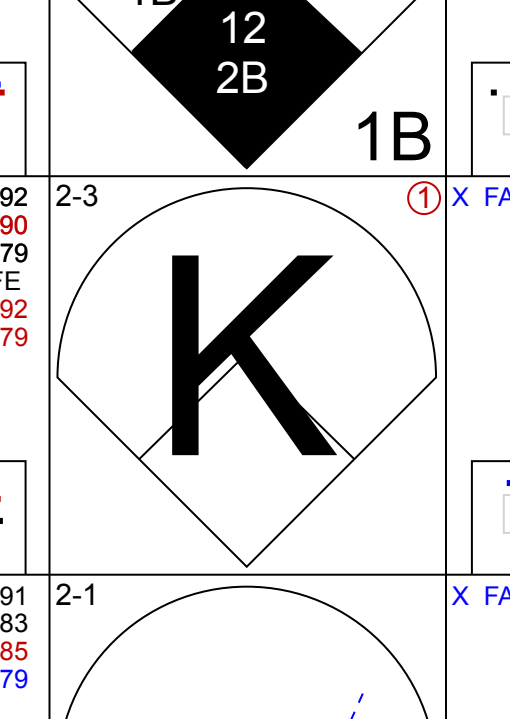
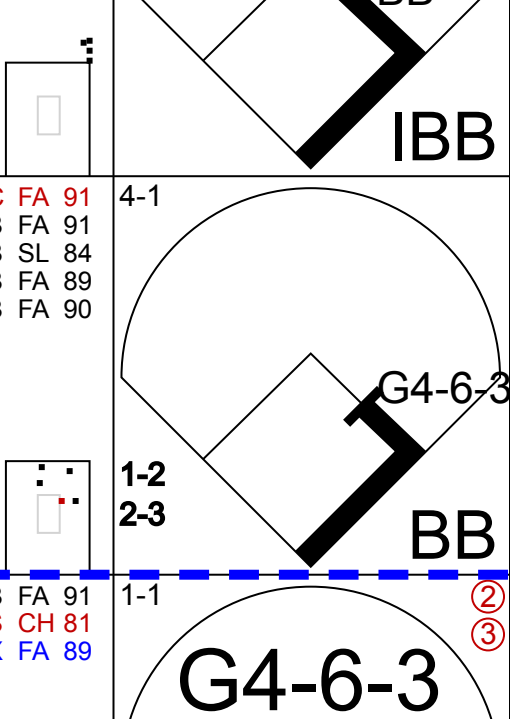
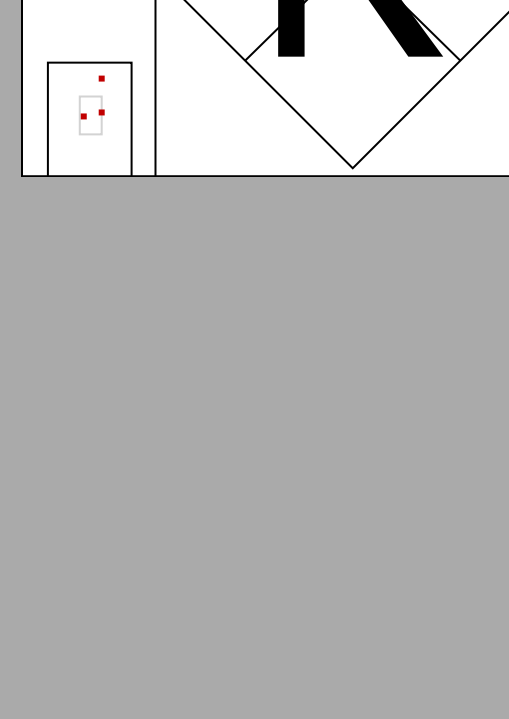
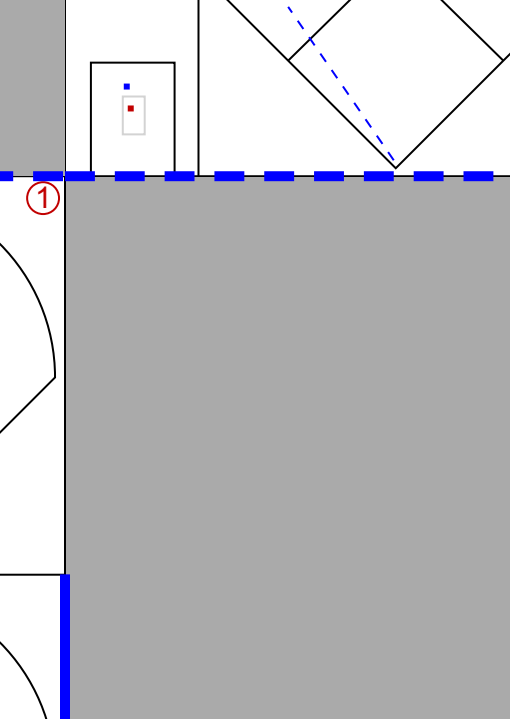
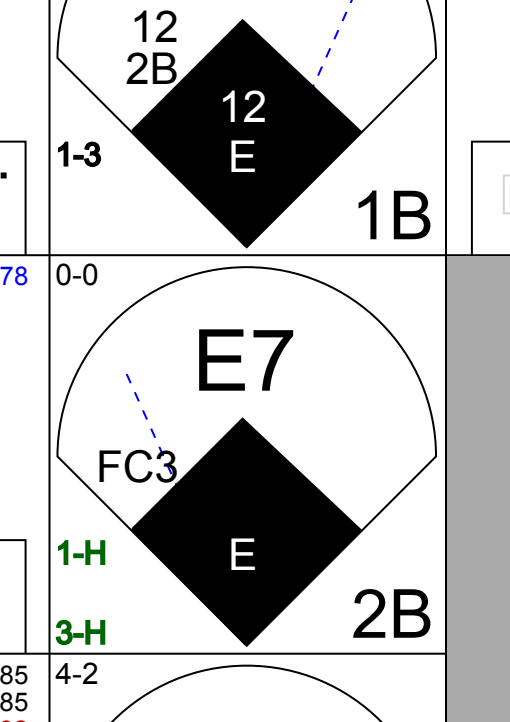
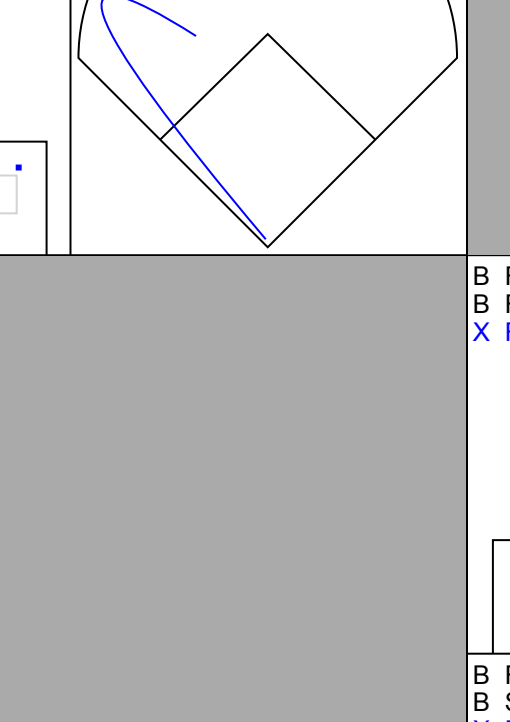
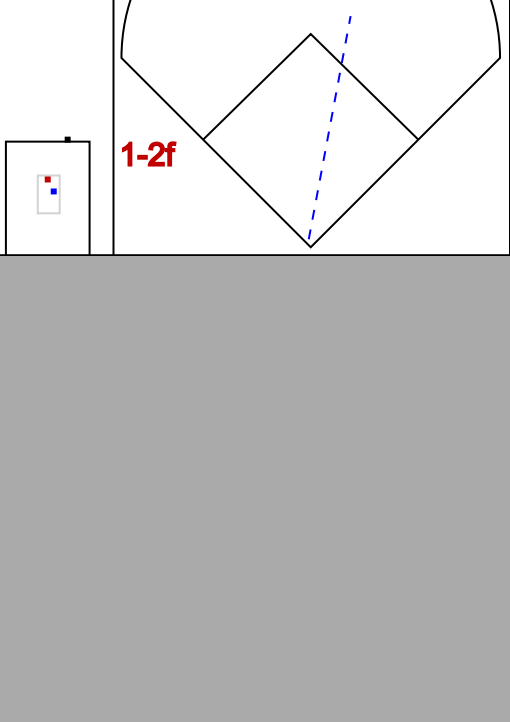

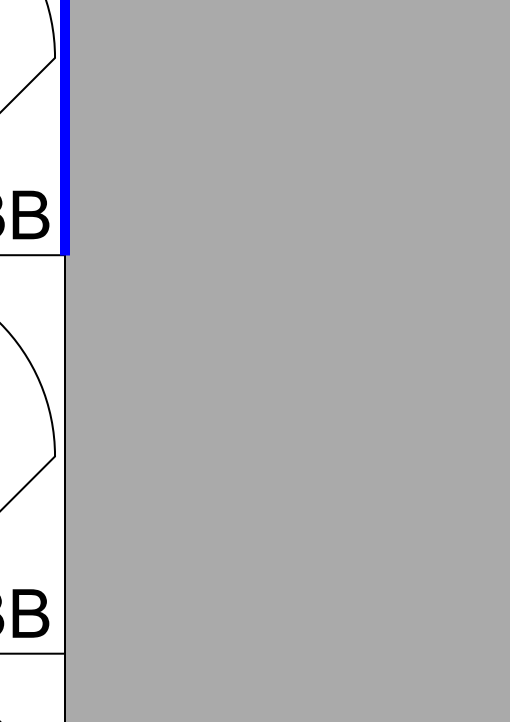
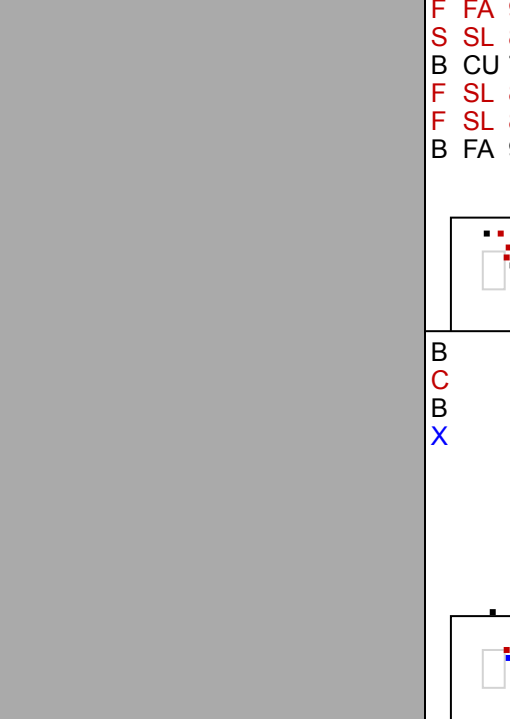
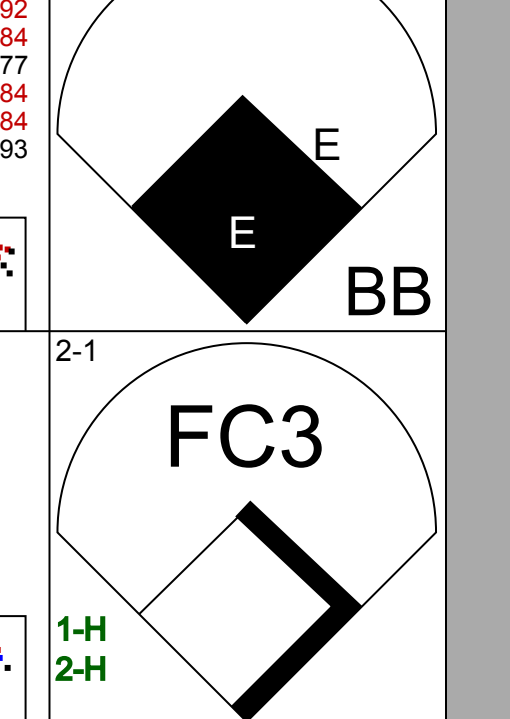
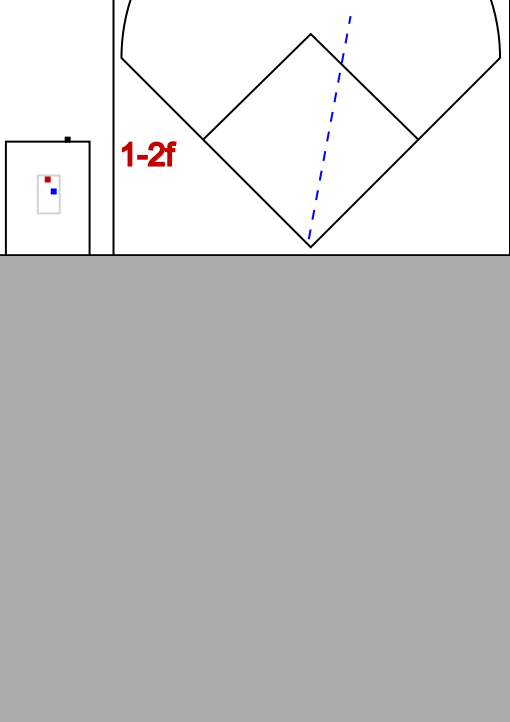

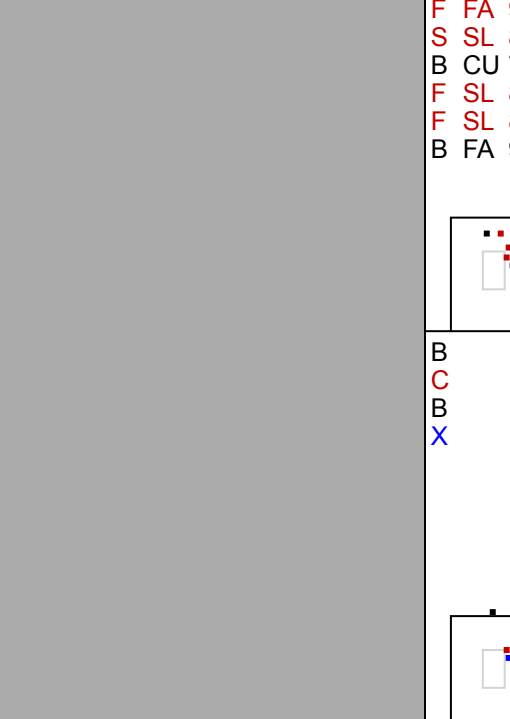
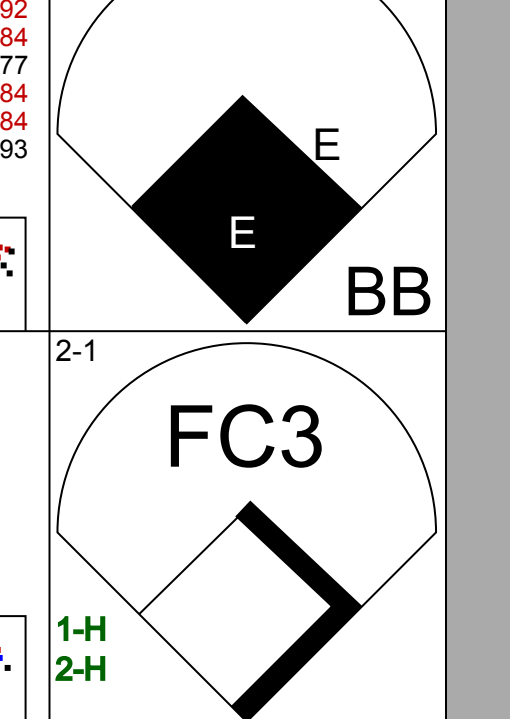


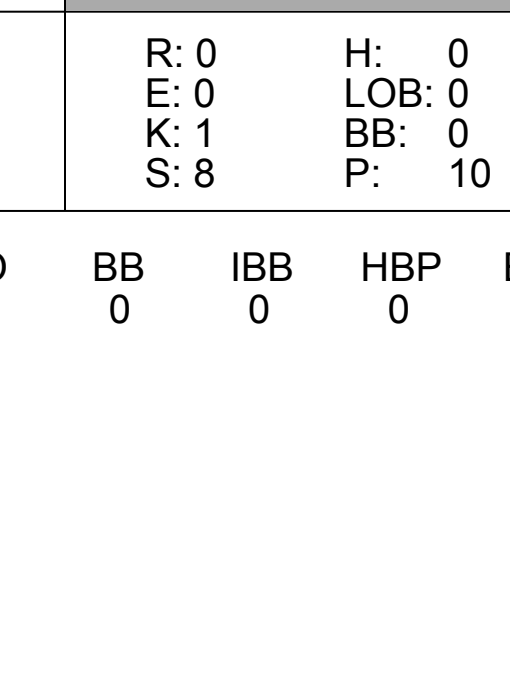
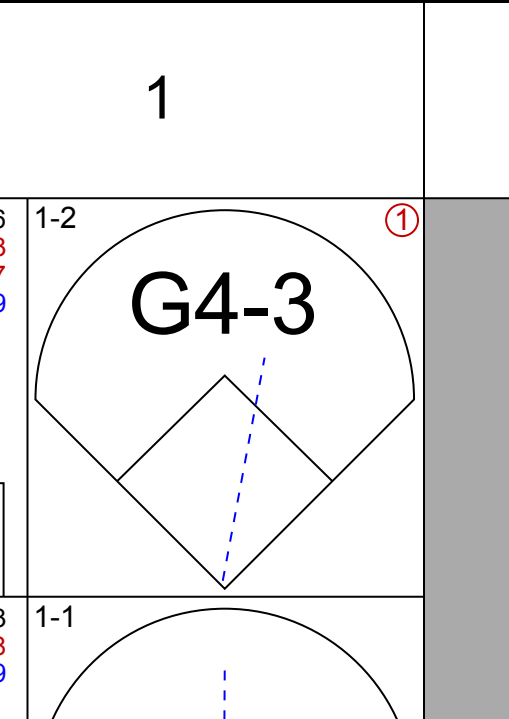
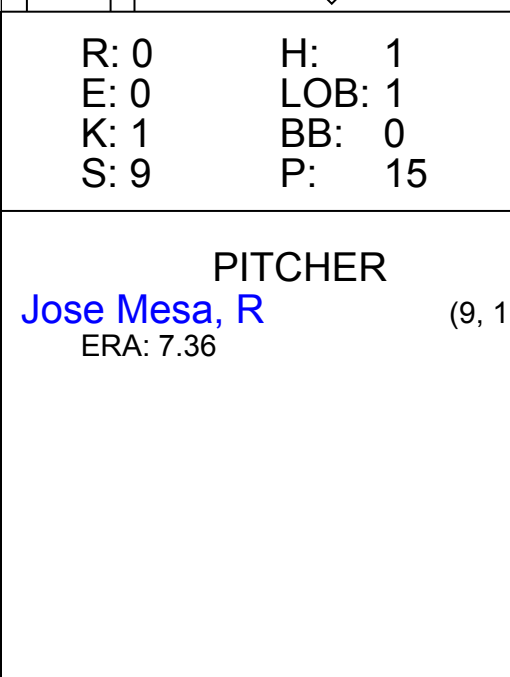

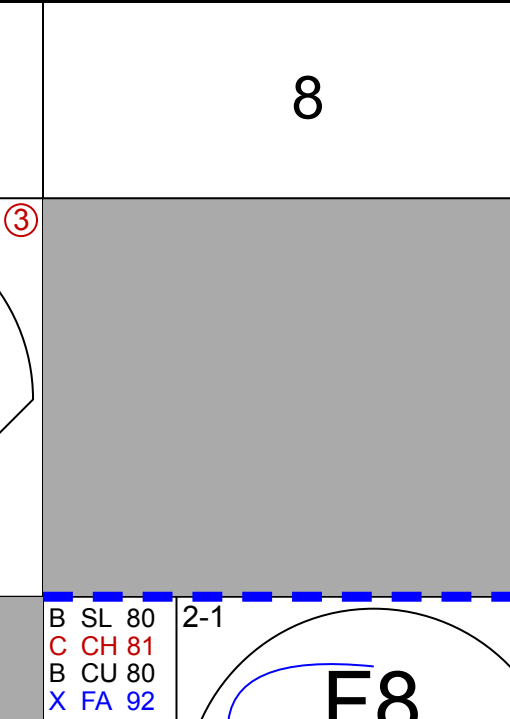
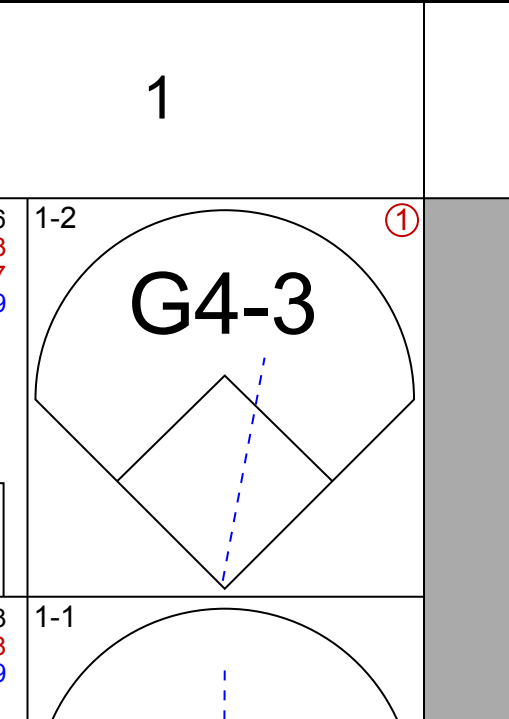
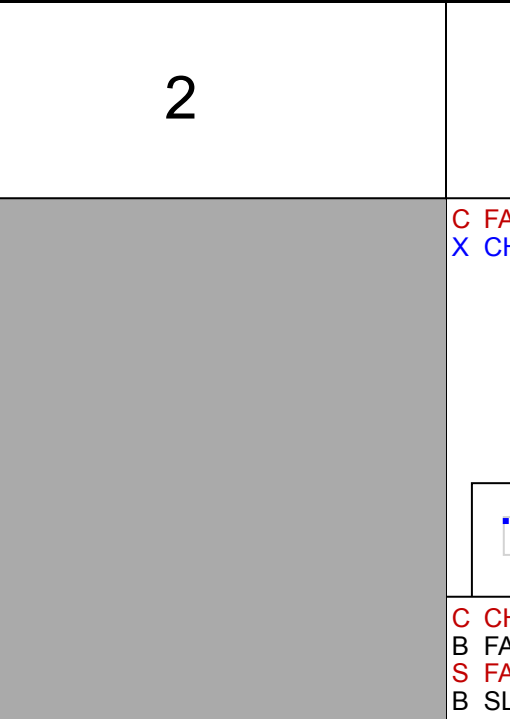


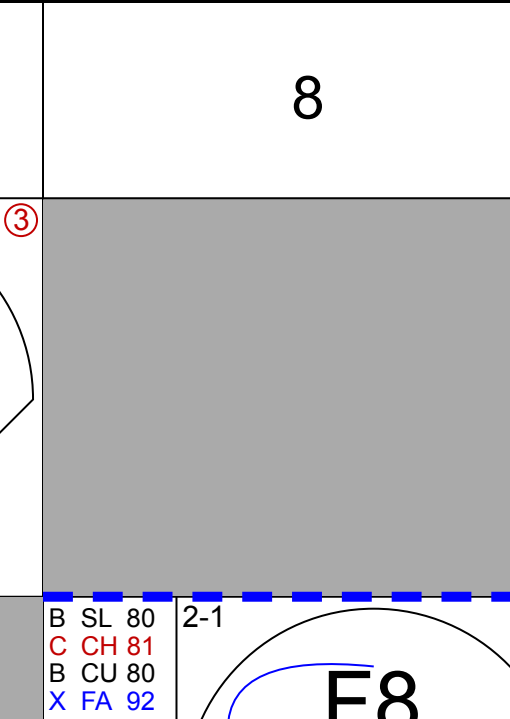
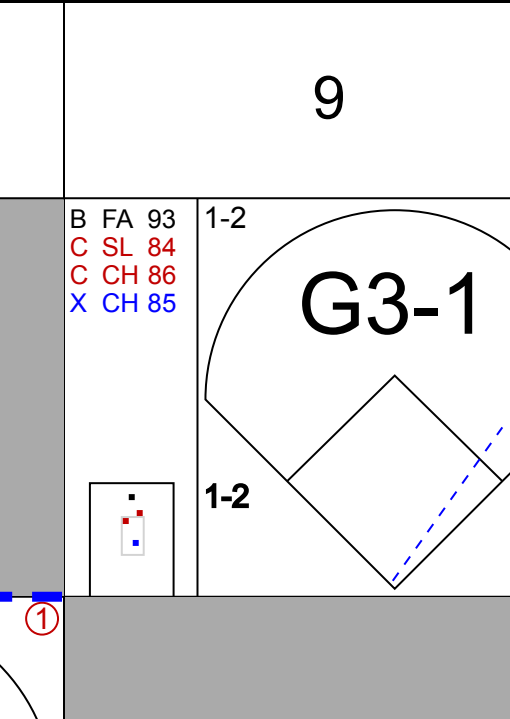
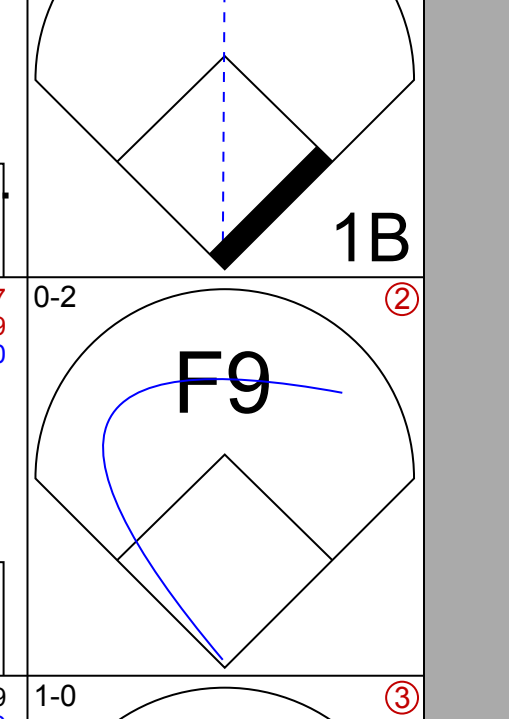
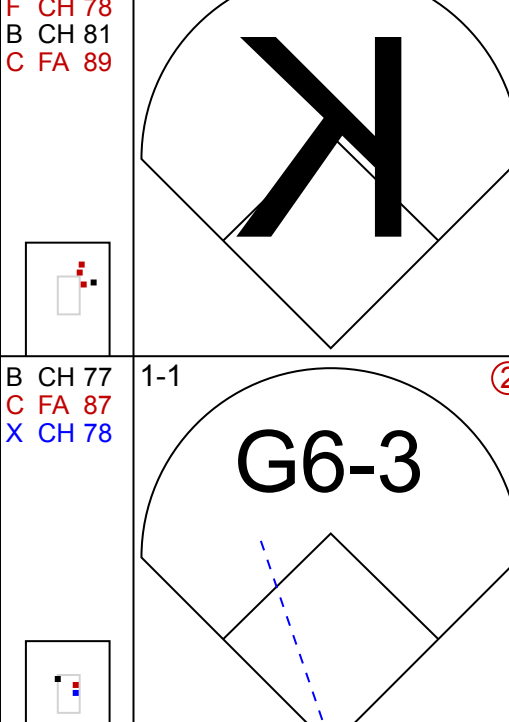
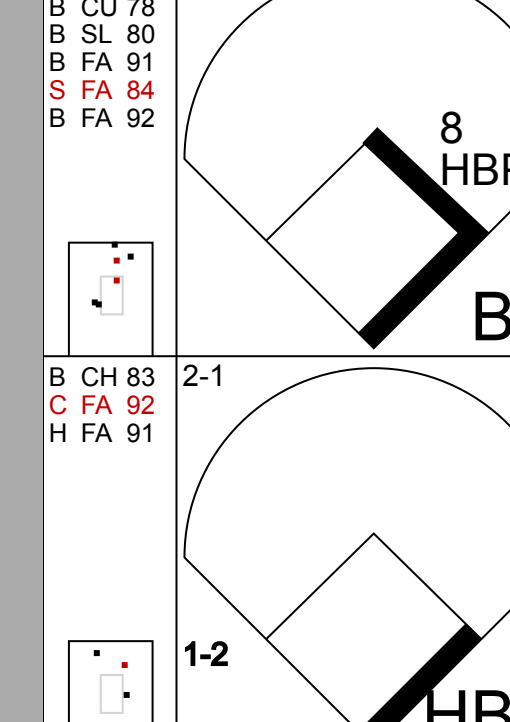
AB 36
R 2
H 9
RBI 2
BB 1
SO 6
LOB 18



WP: 0
PB: 0
SB: 0
CS: 0

| Batter | 1 | 2 | 3 | 4 | 5 | 6 | 7 | 8 | 9 | AB | R | H | RBI | BB | SO | LOB | TOP | | | | | | | | | | | |
|--|---------------------------------|----------------------------------|-------------------------------|----------------------------------|-------------------------------|----------------------------------|------------------------------|----------------------------------|------------------------------|----------------------------------|------------------------------|----------------------------------|-------------------------------|----------------------------------|---------------------------------|--|---|---|----------------------------------|-----------------------------------|------------------------------------|----------------------------------|--------|--|--|--|--|--|
| 11 Jimmy Rollins, S OBP: 0.348, SLG: 0.533 | G3-1 | 26 SF9 | F8 | | | G6-3 | 26 1B | | F9 | 5 | 1 | 1 | 0 | 1 | 0 | 2 | Philadelphia Phillies @ Atlanta Braves Turner Field, Atlanta, GA Wed Sep 05 2007, 1:05 PM EDT Att: 22,115 - Partly Cloudy - 89 F livebaseballscorecards.com AB 41 R 8 H 17 RBI 7 BB 6 SO 5 LOB 20  | | | | | | | | | | | |
| 26 Chase Utley, L OBP: 0.421, SLG: 0.578 | 6 F8 | 1B | SF9 | | | BB | BB | | 51 1B | 3 | 1 | 3 | 2 | 1 | 0 | 0 | | | | | | | | | | | | |
| Pat Burrell, R 56 Geoff Geary, R 45 Tom Gordon, R | 19 BB | 1B | HR | | | BB | BB | | | 3 | 2 | 2 | 1 | 2 | 1 | 1 | | | | | | | | | | | | |
| 51 Carlos Ruiz, R OBP: 0.335, SLG: 0.408 | 1B | | | | | BB | BB | | 1B | 0 | 0 | 0 | 0 | 0 | 0 | 0 | | | | | | | | | | | | |
| 6 Ryan Howard, L OBP: 0.386, SLG: 0.567 | F8 | 2B | | | | G6-4-3 | G6-3 | | F7 | 5 | 0 | 1 | 0 | 1 | 0 | 9 | | | | | | | | | | | | |
| Aaron Rowand, R OBP: 0.381, SLG: 0.522 | 19 BB | 1B | | | | G6-4-3 | F9 | | K | 5 | 1 | 2 | 1 | 0 | 1 | 2 | | | | | | | | | | | | |
| 19 Greg Dobbs, L 29 Chris Roberson, S | 28 1B | | | | | G5-3 | 4 1B | | | 3 | 1 | 1 | 0 | 1 | 1 | 0 | | | | | | | | | | | | |
| 28 Jayson Werth, R OBP: 0.422, SLG: 0.476 | BB | | | | | G6-3 | 11 WP | | P3 | 5 | 1 | 2 | 2 | 0 | 0 | 1 | | | | | | | | | | | | |
| 27 Chris Coste, R 39 Brett Myers, R | G4-3 | | | | | K | P3 | | F8 | 5 | 0 | 1 | 0 | 0 | 1 | 5 | | | | | | | | | | | | |
| 38 Kyle Kendrick, R 16 J.C. Romero, S 48 Kane Davis, R 4 Pete Laforest, L Abraham Nunez, S | K | | | | | G4-3 | 11 WP | | F7 | 3 | 0 | 1 | 0 | 0 | 1 | 0 | | | | | | | | | | | | |
| Inning Stats | R: 3 E: 0 K: 0 S: 22 | H: 4 LOB: 2 BB: 1 P: 31 | R: 2 E: 0 K: 1 S: 14 | H: 4 LOB: 1 BB: 0 P: 21 | R: 0 E: 0 K: 1 S: 11 | H: 2 LOB: 2 BB: 0 P: 16 | R: 0 E: 0 K: 1 S: 8 | H: 1 LOB: 1 BB: 1 P: 15 | R: 0 E: 0 K: 1 S: 9 | H: 0 LOB: 0 BB: 0 P: 13 | R: 0 E: 0 K: 0 S: 9 | H: 0 LOB: 2 BB: 2 P: 21 | R: 3 E: 0 K: 0 S: 17 | H: 4 LOB: 3 BB: 2 P: 31 | R: 0 E: 0 K: 1 S: 8 | H: 1 LOB: 2 BB: 0 P: 13 | | R: 0 E: 0 K: 0 S: 8 | H: 1 LOB: 2 BB: 0 P: 16 | 1B: 14 2B: 1 3B: 1 HR: 1 | SF: 1 SAC: 0 DP: 1 HBP: 1 | WP: 1 PB: 0 SB: 0 CS: 0 | PA: 49 | | | | | |
| PITCHER | IP | WLS | BF | H | R | ER | SO | BB | IBB | HBP | BLK | WP | HR | S | P | ERA | | WHIP | | | | | | | | | | |
| 15 Tim Hudson, R Royce Ring, L Oscar Villareal, R Jose Ascanio, R 39 Rafael Soriano, R | 5.0 1.0 0.2 1.1 1.0 | WLS 0 0 0 0 | BF 26 5 7 5 | H 11 4 1 1 | R 5 3 0 0 | ER 5 3 0 0 | SO 4 0 3 1 | BB 2 0 1 1 | IBB 0 0 0 0 | HBP 0 0 0 0 | BLK 0 0 0 0 | WP 0 0 1 0 0 | HR 1 0 14 11 8 | S 64 9 23 21 16 | P 96 21 23 21 16 | ERA 9.00 0.00 40.50 0.00 0.00 | | WHIP 2.600 2.000 7.500 1.500 1.000 | | | | | | | | | | |

| Batter | 1 | 2 | 3 | 4 | 5 | 6 | 7 | 8 | 9 | AB | R | H | RBI | BB | SO | LOB | BOTTOM | | | | | | | | | | | |
|---|---------------------------------|----------------------------------|-------------------------------|----------------------------------|-------------------------------|----------------------------------|------------------------------|----------------------------------|------------------------------|---------------------------------|-------------------------------|----------------------------------|-------------------------------|----------------------------------|-------------------------------|---|---|--|----------------------------------|-----------------------------------|------------------------------------|----------------------------------|--------|--|--|--|--|--|
| Willie Harris, L OBP: 0.366, SLG: 0.417 | 10 FC6-4 | | F7 | | | HR | F8 | | | 4 | 1 | 2 | 2 | 1 | 0 | 1 | Philadelphia Phillies @ Atlanta Braves Turner Field, Atlanta, GA Wed Sep 05 2007, 1:05 PM EDT Att: 22,115 - Partly Cloudy - 89 F livebaseballscorecards.com AB 41 R 9 H 15 RBI 8 BB 4 SO 5 LOB 23  | | | | | | | | | | | |
| 2 Kelly Johnson, L OBP: 0.386, SLG: 0.483 | K | | | | | 10 2B | F8 | | P5 | 5 | 1 | 2 | 0 | 0 | 1 | 5 | | | | | | | | | | | | |
| 10 Chipper Jones, S 39 Rafael Soriano, R | FC6-4 | | G4-3 | | | | | | | 5 | 1 | 2 | 1 | 0 | 0 | 5 | | | | | | | | | | | | |
| Mark Teixeira, S OBP: 0.396, SLG: 0.542 | FC1-6 | | | | | G6-3 | | | F9 | 4 | 0 | 0 | 0 | 1 | 1 | 2 | | | | | | | | | | | | |
| 16 Brian McCann, L Chris Woodward, R Corky Miller, R 5 Brayan Peña, S | | | | | | F7 | F7 | | G3-1 | 4 | 0 | 2 | 0 | 0 | 0 | 2 | | | | | | | | | | | | |
| 7 Jeff Francoeur, R OBP: 0.333, SLG: 0.439 | K | | | | | L4 | F8 | | | 5 | 2 | 2 | 1 | 0 | 1 | 3 | | | | | | | | | | | | |
| Andrew Jones, R Jose Ascanio, R Scott Thorman, L 14 Martin Prado, R | L8 | | | | | | | | | 3 | 0 | 0 | 0 | 0 | 1 | 3 | | | | | | | | | | | | |
| 19 Yunel Escobar, R OBP: 0.378, SLG: 0.429 | FC5-4 | | | | | G1-3 | E9 | | | 3 | 1 | 1 | 0 | 2 | 0 | 1 | | | | | | | | | | | | |
| 15 Tim Hudson, R Pete Orr, L Royce Ring, L Oscar Villareal, L 23 Matt Diaz, R | F9 | | | | | P6 | K | | | 1 | 0 | 0 | 0 | 0 | 0 | 0 | | | | | | | | | | | | |
| Inning Stats | R: 0 E: 0 K: 1 S: 14 | H: 1 LOB: 1 BB: 0 P: 20 | R: 0 E: 0 K: 1 S: 14 | H: 1 LOB: 1 BB: 0 P: 23 | R: 0 E: 0 K: 0 S: 12 | H: 1 LOB: 1 BB: 0 P: 19 | R: 0 E: 0 K: 0 S: 7 | H: 0 LOB: 0 BB: 0 P: 11 | R: 0 E: 0 K: 1 S: 6 | H: 0 LOB: 2 BB: 1 P: 9 | R: 2 E: 0 K: 1 S: 14 | H: 3 LOB: 2 BB: 1 P: 22 | R: 0 E: 1 K: 1 S: 13 | H: 1 LOB: 1 BB: 0 P: 20 | R: 4 E: 0 K: 0 S: 23 | H: 5 LOB: 3 BB: 2 P: 40 | | R: 3 E: 0 K: 1 S: 14 | H: 3 LOB: 1 BB: 1 P: 20 | 1B: 10 2B: 4 3B: 0 HR: 1 | SF: 0 SAC: 0 DP: 0 HBP: 0 | WP: 1 PB: 0 SB: 0 CS: 0 | PA: 45 | | | | | |
| PITCHER | IP | WLS | BF | H | R | ER | SO | BB | IBB | HBP | BLK | WP | HR | S | P | ERA | | WHIP | | | | | | | | | | |
| 38 Kyle Kendrick, R 16 J.C. Romero, L 48 Kane Davis, R 56 Geoff Geary, R 45 Tom Gordon, R | 5.0 0.1 0.2 1.0 0.1 | WLS H H 0 0 | BF 21 2 4 5 | H 6 2 1 4 | R 2 0 0 4 | ER 2 0 0 0 | SO 2 0 0 0 | BB 1 0 0 0 | IBB 0 0 0 0 | HBP 0 0 0 0 | BLK 0 0 0 0 | WP 0 0 0 0 | HR 1 0 6 13 11 | S 57 4 8 20 15 | P 8 8 8 20 15 | ERA 3.60 0.00 0.00 0.00 108.00 | | WHIP 1.200 3.000 0.000 1.000 12.000 | | | | | | | | | | |

| Batter | 1 | 2 | 3 | 4 | 5 | 6 | 7 | 8 | 9 | AB | R | H | RBI | BB | SO | LOB | TOP | | | |
|---|---|---|--|---|------------------------------|--|------------------------------|---|---|----------------------------------|------------------------------|----------------------------------|-------------------------------|----------------------------------|------------------------------|----------------------------------|----------------------------------|------------------------------------|----------------------------------|--------|
| 2 Hanley Ramirez, R OBP: 0.387, SLG: 0.557 |  |  | |  | |  | |  | | 5 | 0 | 0 | 0 | 0 | 3 | 4 | | | | |
| 6 Dan Uggla, R OBP: 0.322, SLG: 0.481 |  |  | | | |  | |  |  | 4 | 0 | 0 | 0 | 1 | 0 | 0 | | | | |
| 27 Jeremy Hermida, L OBP: 0.363, SLG: 0.484 Kevin Gregg, R |  |  | | | |  | |  |  | 5 | 0 | 1 | 0 | 0 | 1 | 2 | | | | |
| Miguel Cabrera, R OBP: 0.394, SLG: 0.572 | |  |  | | |  | |  |  | 4 | 1 | 1 | 0 | 1 | 1 | 0 | | | | |
| 14 Josh Willingham, R OBP: 0.372, SLG: 0.481 |  |  | | | |  | |  | | 3 | 0 | 0 | 0 | 1 | 2 | 1 | | | | |
| Mike Jacobs, L OBP: 0.321, SLG: 0.450 Reggie Abernethy, R OBP: 0.243, SLG: 0.338 57 Taylor Tankersley, L 48 Lee Gardner, R 25 Brett Carroll, R OBP: 0.250, SLG: 0.200 |  |  | | | |  | |  |  | 4 | 1 | 2 | 0 | 0 | 0 | 3 | | | | |
| 12 Cody Ross, R OBP: 0.424, SLG: 0.685 |  | | |  | | | |  |  | 3 | 1 | 2 | 1 | 1 | 0 | 0 | | | | |
| Miguel Olivo, R OBP: 0.257, SLG: 0.404 |  |  | |  | | | |  |  | 3 | 2 | 2 | 2 | 1 | 0 | 1 | | | | |
| Byung-Hyun Kim, R OBP: 0.077, SLG: 0.080 32 Justin Miller, R Jason Wood, R OBP: 0.313, SLG: 0.408 |  | | |  | | | |  |  | 3 | 0 | 0 | 0 | 0 | 0 | 1 | | | | |
| Inning Stats | R: 0 E: 0 K: 1 S: 6 | H: 0 LOB: 0 BB: 0 P: 9 | R: 4 E: 2 K: 2 S: 25 | H: 3 LOB: 2 BB: 2 P: 42 | R: 0 E: 0 K: 0 S: 4 | H: 0 LOB: 0 BB: 0 P: 5 | R: 1 E: 0 K: 0 S: 8 | H: 1 LOB: 0 BB: 0 P: 13 | R: 0 E: 0 K: 0 S: 8 | H: 1 LOB: 1 BB: 0 P: 17 | R: 0 E: 0 K: 1 S: 9 | H: 0 LOB: 0 BB: 0 P: 10 | R: 1 E: 0 K: 2 S: 14 | H: 2 LOB: 2 BB: 1 P: 28 | R: 0 E: 0 K: 1 S: 8 | H: 0 LOB: 0 BB: 0 P: 10 | 1B: 2 2B: 4 3B: 1 HR: 1 | SF: 0 SAC: 0 DP: 1 HBP: 0 | WP: 0 PB: 0 SB: 0 CS: 0 | PA: 40 |
| PITCHER | IP | WLS | BF | H | R | ER | SO | BB | IBB | HBP | BLK | WP | HR | S | P | ERA | WHIP | | | |
| 58 J.D. Durbin, R ERA: 6.12 | 4.1 | L | 23 | 5 | 5 | 2 | 3 | 3 | 1 | 0 | 0 | 0 | 1 | 49 | 83 | 4.15 | 1.846 | | | |
| 55 Clay Condrey, R ERA: 5.01 | 0.2 | | 1 | 0 | 0 | 0 | 0 | 0 | 0 | 0 | 0 | 0 | 0 | 2 | 3 | 0.00 | 0.000 | | | |
| Antonio Alfonseca, R ERA: 5.21 | 1.0 | | 4 | 1 | 0 | 0 | 1 | 0 | 0 | 0 | 0 | 0 | 0 | 9 | 15 | 0.00 | 1.000 | | | |
| 56 Geoff Geary, R ERA: 4.82 | 1.0 | | 3 | 0 | 0 | 0 | 1 | 0 | 0 | 0 | 0 | 0 | 0 | 7 | 10 | 0.00 | 0.000 | | | |
| 48 Kane Davis, R ERA: 5.78 | 1.0 | | 6 | 2 | 1 | 1 | 2 | 0 | 1 | 0 | 0 | 0 | 0 | 14 | 28 | 9.00 | 2.000 | | | |
| PITCHER | IP | WLS | BF | H | R | ER | SO | BB | IBB | HBP | BLK | WP | HR | S | P | ERA | WHIP | | | |
| Jose Mesa, R ERA: 7.36 | 1.0 | | 3 | 0 | 0 | 0 | 1 | 0 | 0 | 0 | 0 | 0 | 0 | 8 | 10 | 0.00 | 0.000 | | | |

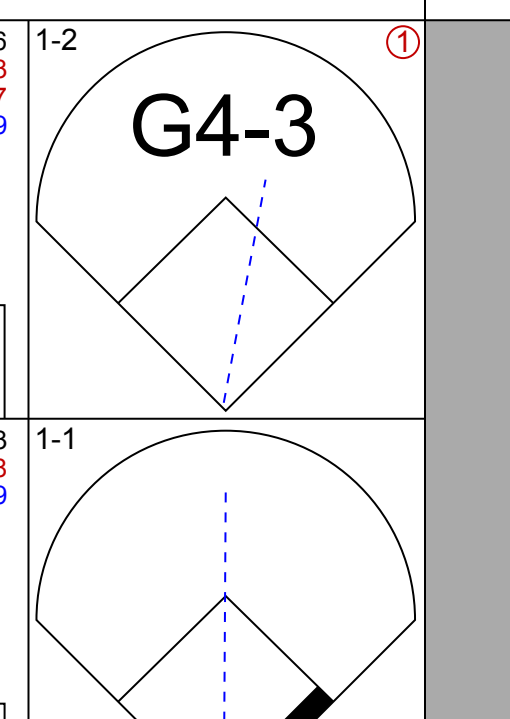
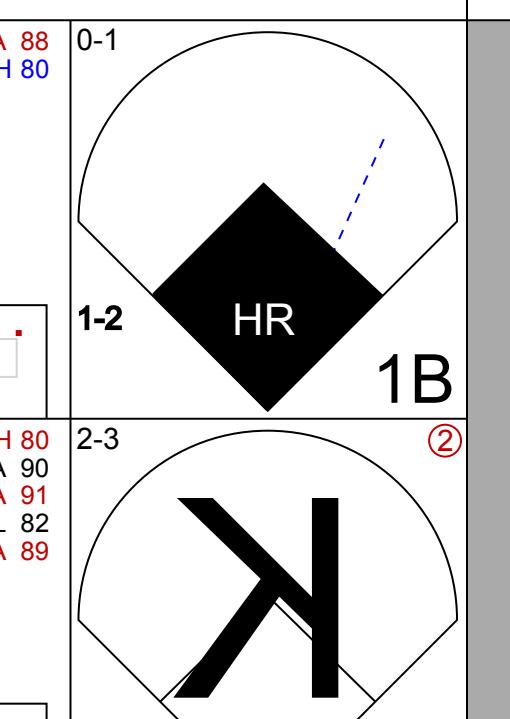
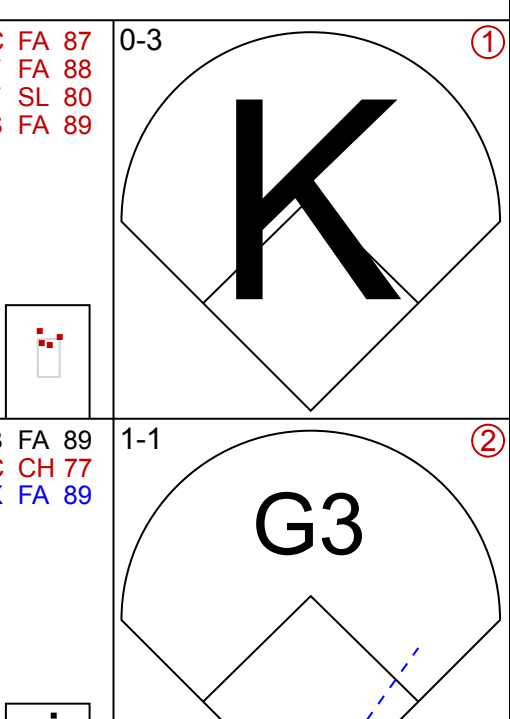
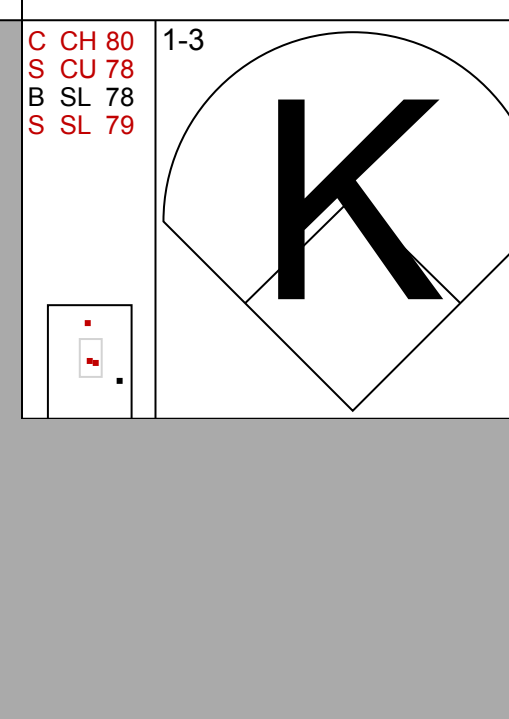
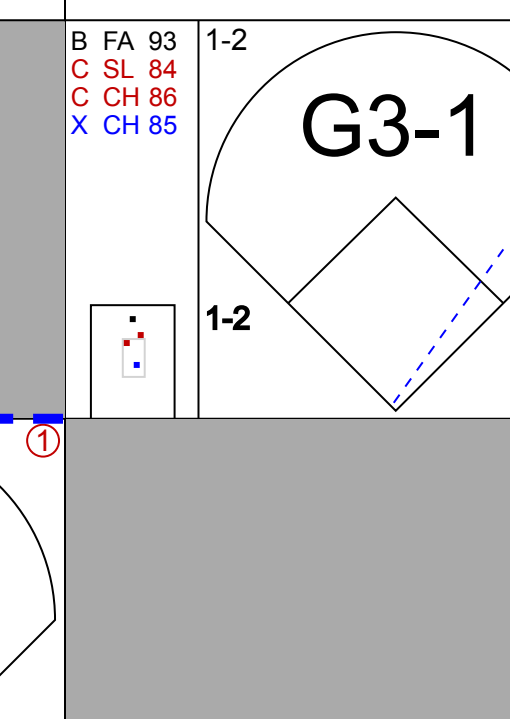
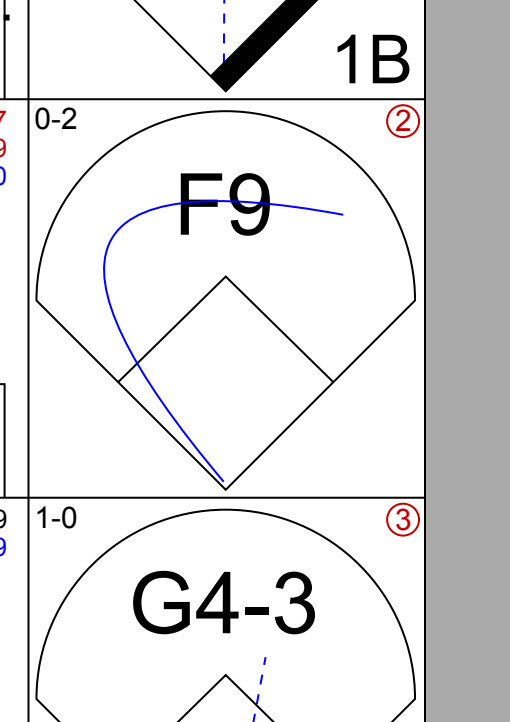

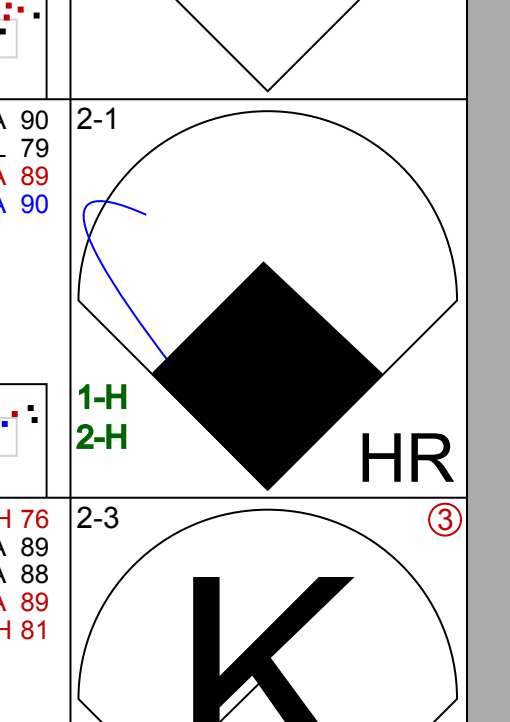
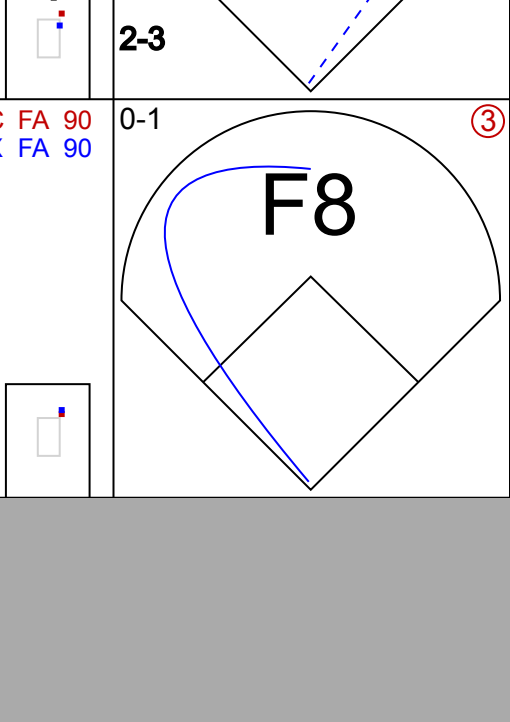

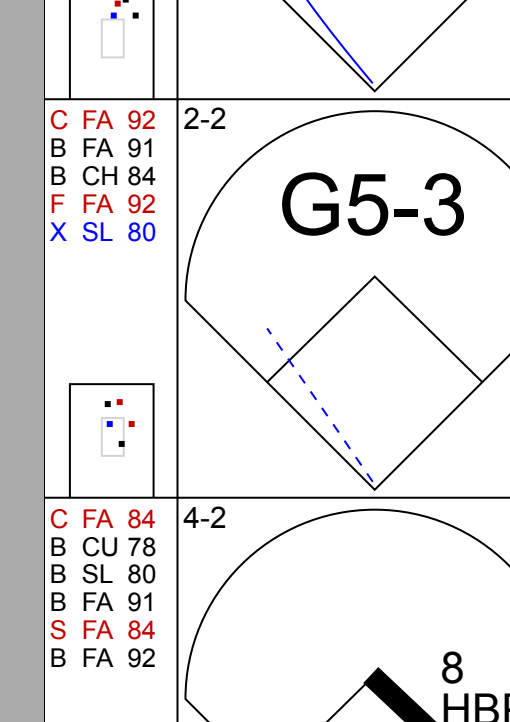
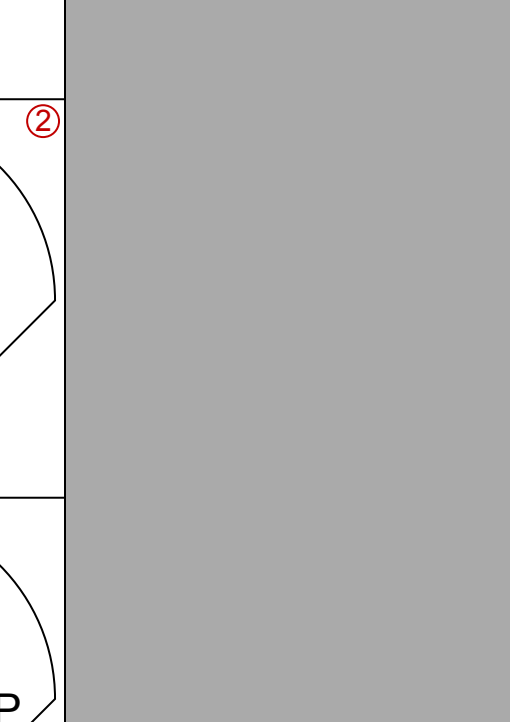
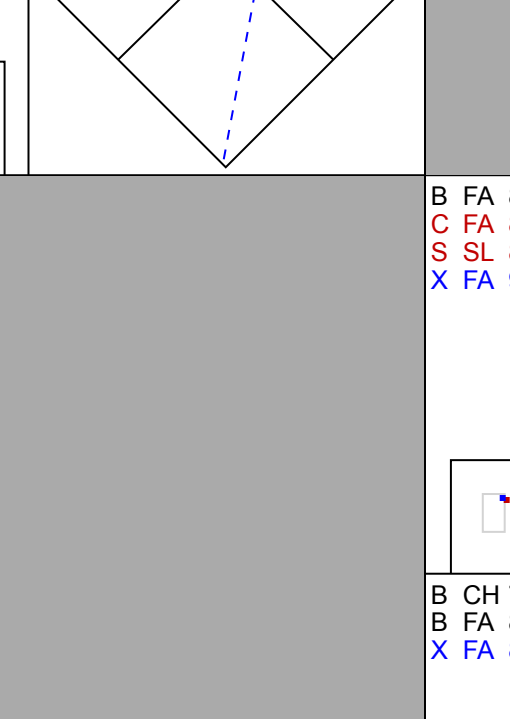
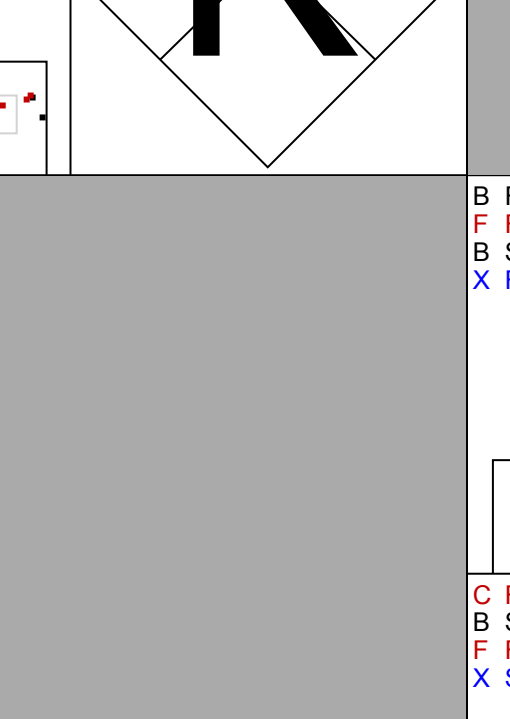


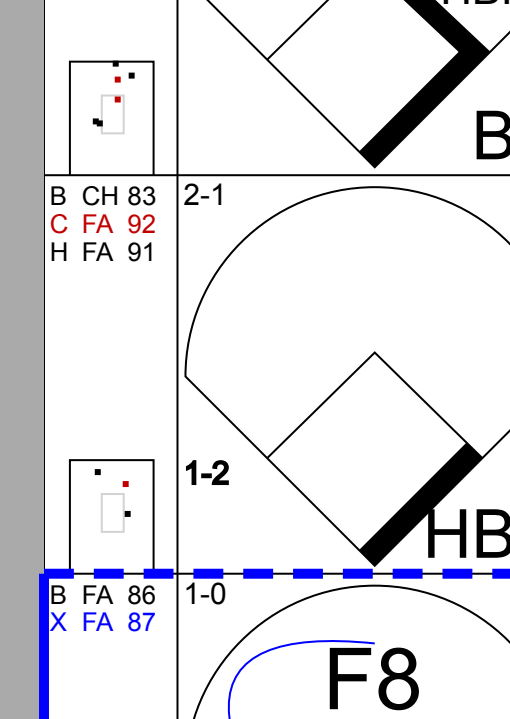
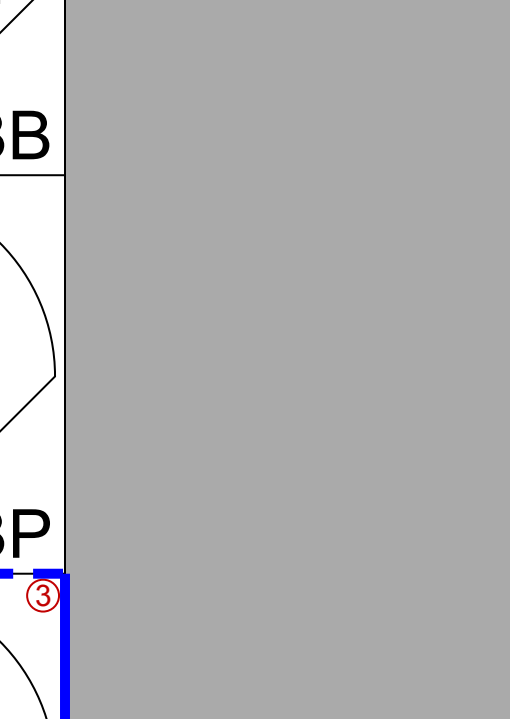
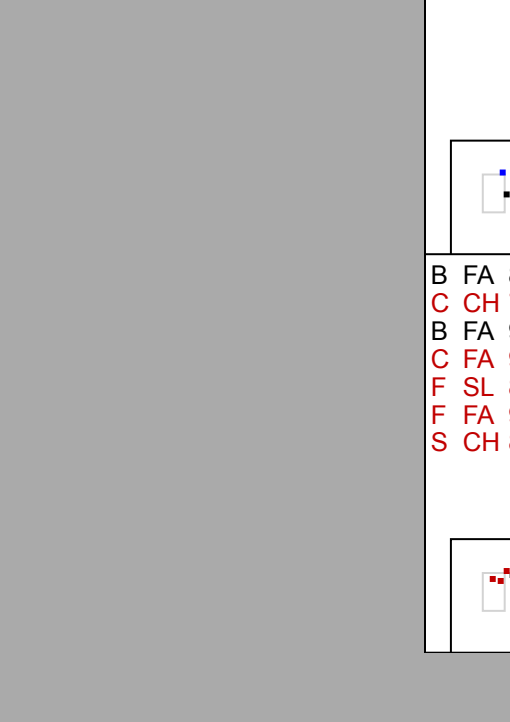



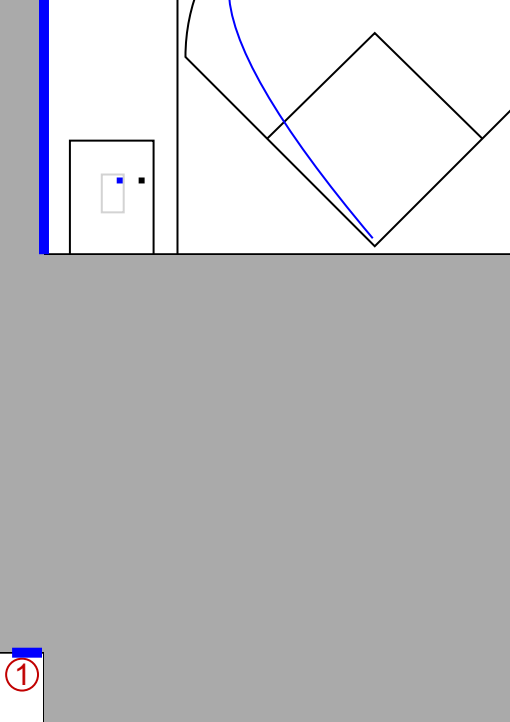
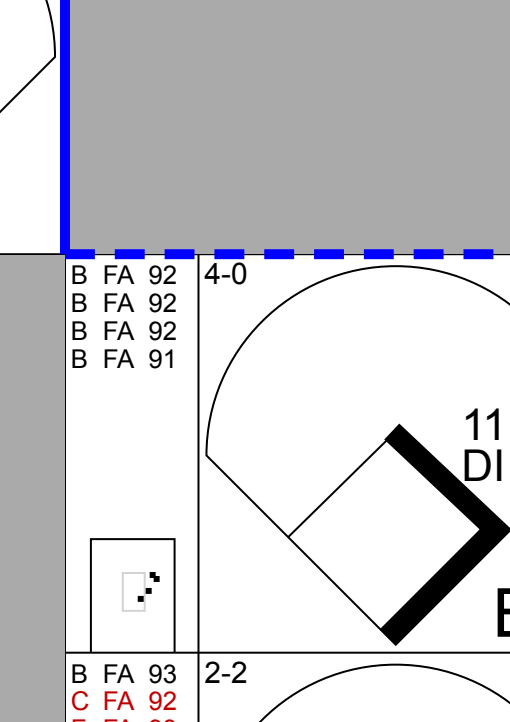

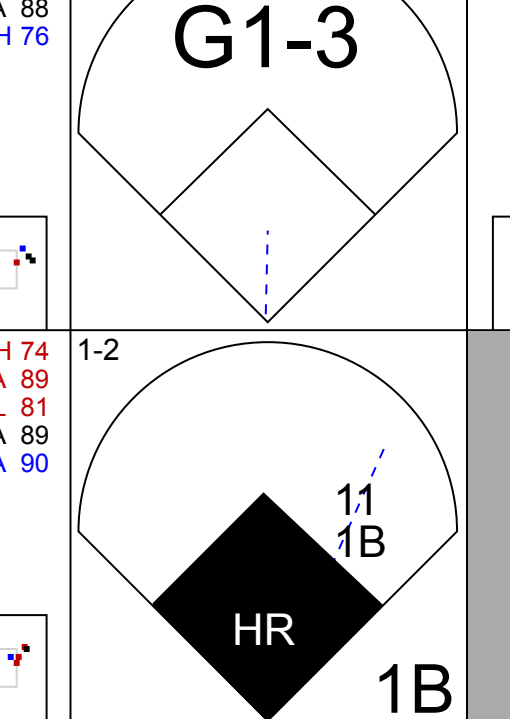
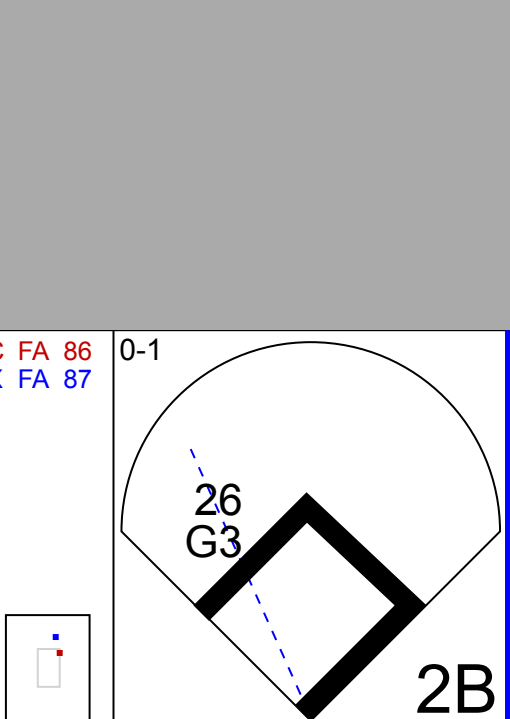
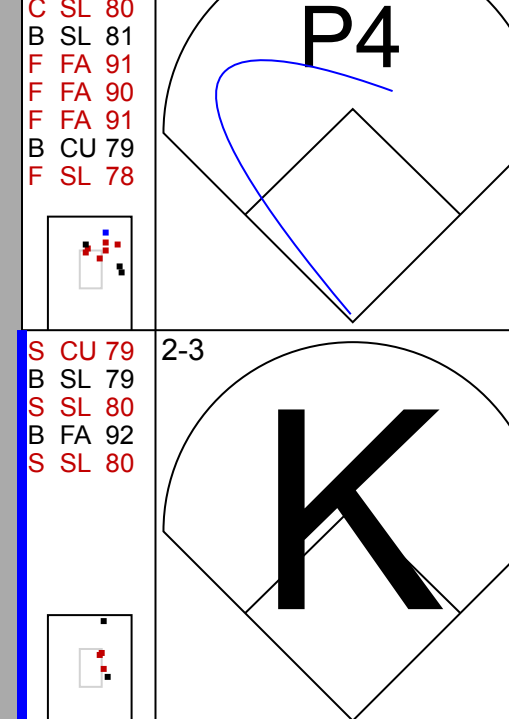
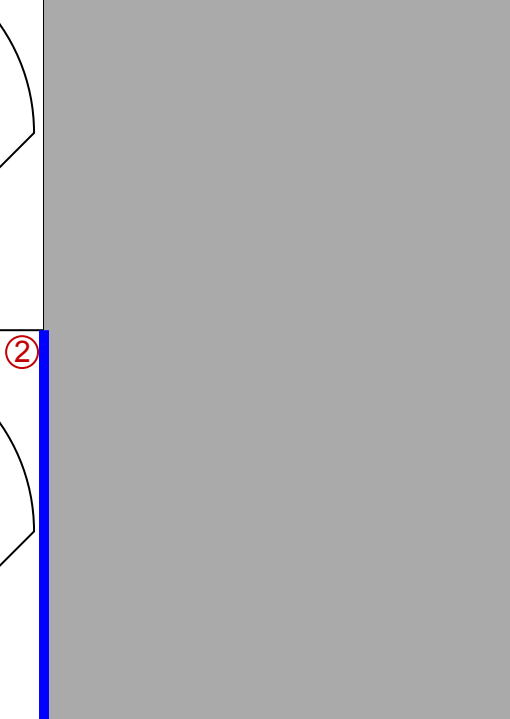
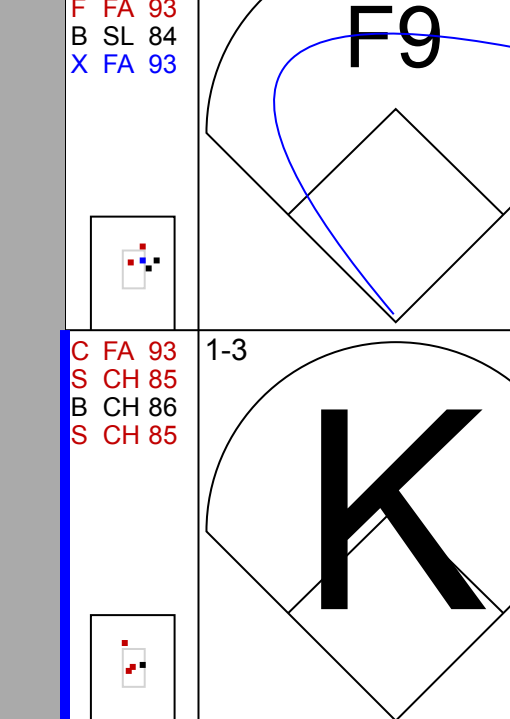
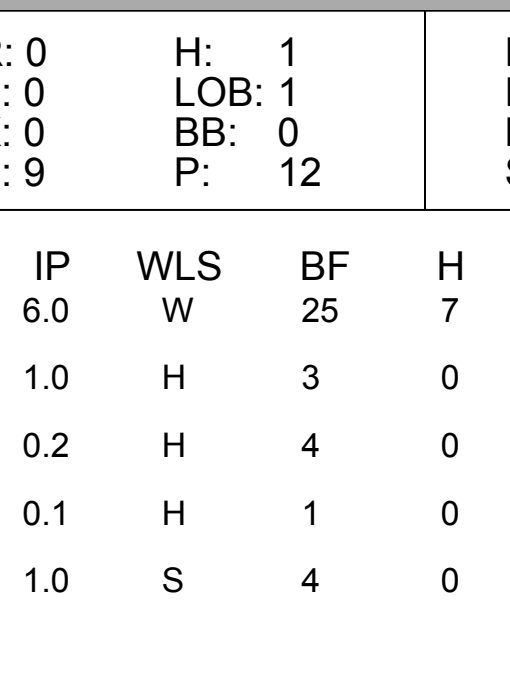
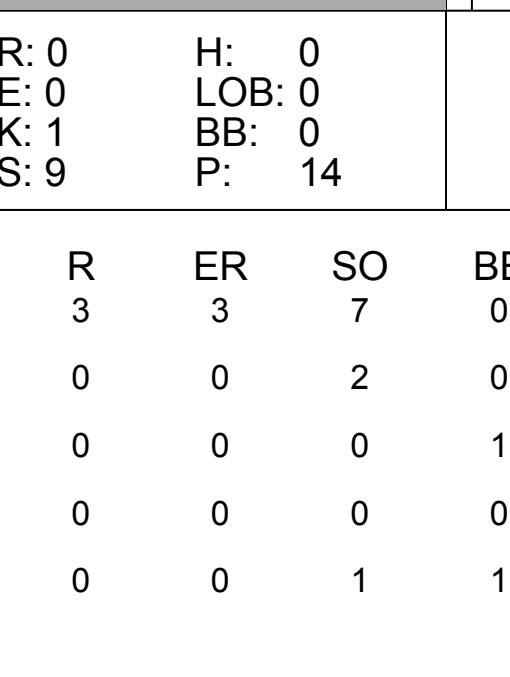
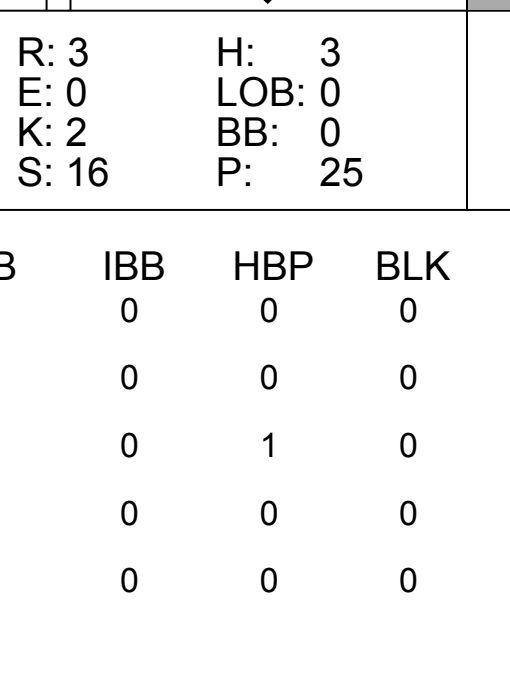
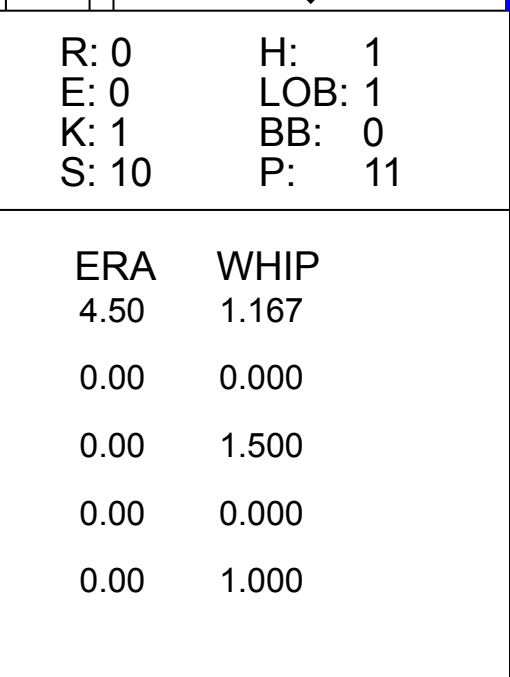
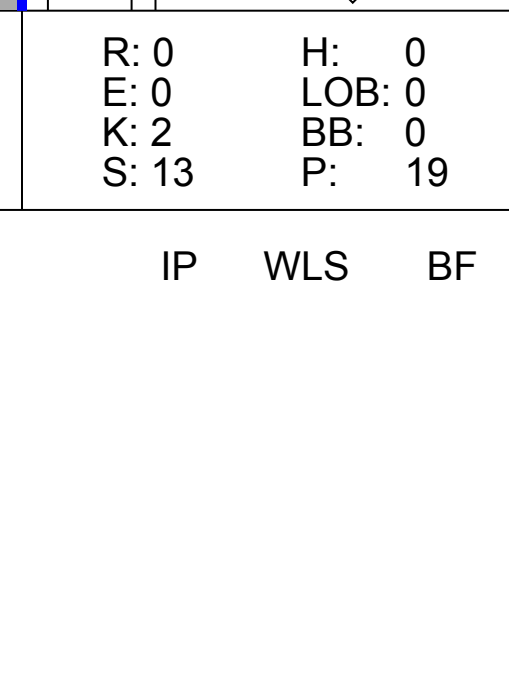
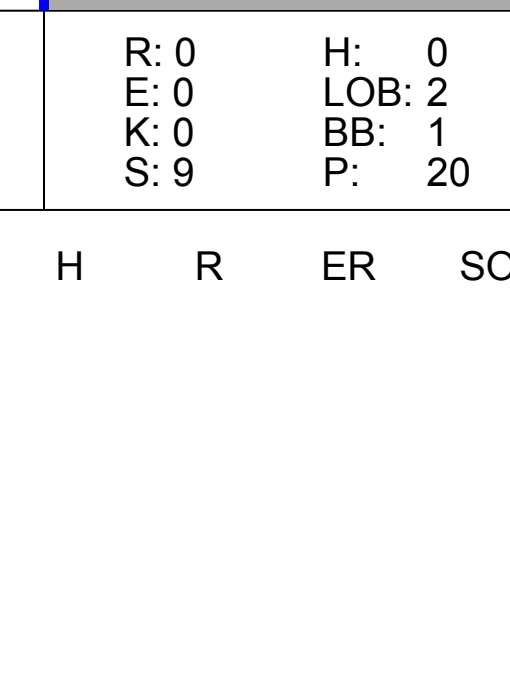
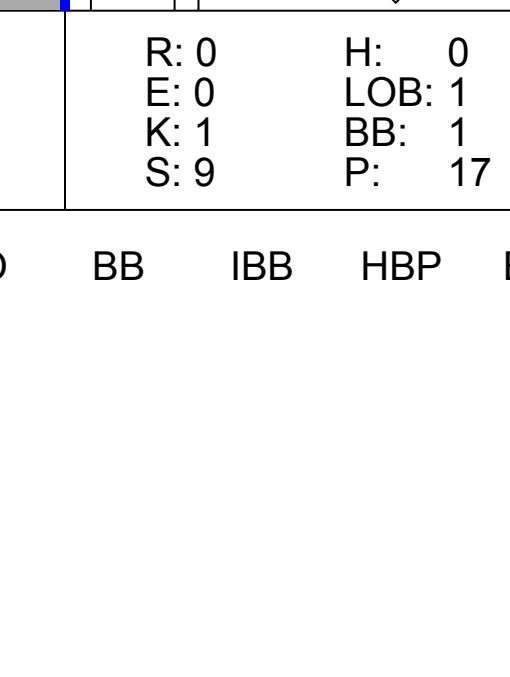
Florida Marlins @ Philadelphia Phillies
Citizens Bank Park, Philadelphia, PA

AB 35
R 6
H 8
RBI 3
BB 5
SO 8
LOB 14



WP: 0 PA: 40
PB: 0
SB: 0
CS: 0

Fri Sep 07 2007, 7:05 PM EDT
Att: 38,696 - Clear - 83 F

| Batter | 1 | 2 | 3 | 4 | 5 | 6 | 7 | 8 | 9 | AB | R | H | RBI | BB | SO | LOB | BOTTOM | | | |
|---|---|---|---|----------------------------------|--|----------------------------------|---|---|---|----------------------------------|-------------------------------|----------------------------------|------------------------------|----------------------------------|------------------------------|----------------------------------|----------------------------------|------------------------------------|----------------------------------|--------|
| 11 Jimmy Rollins, S OBP: 0.347, SLG: 0.530 |  | |  | |  | |  | |  | 5 | 1 | 1 | 0 | 0 | 2 | 2 | | | | |
| 26 Chase Utley, L OBP: 0.419, SLG: 0.575 |  |  |  | |  | |  |  |  | 4 | 0 | 1 | 0 | 0 | 1 | 3 | | | | |
| Pat Burrell, R OBP: 0.404, SLG: 0.512 |  | |  | |  | |  |  |  | 4 | 1 | 1 | 3 | 0 | 0 | 2 | | | | |
| 6 Ryan Howard, L OBP: 0.385, SLG: 0.563 |  | |  | |  | |  |  |  | 3 | 0 | 0 | 0 | 1 | 2 | 1 | | | | |
| Aaron Rowand, R OBP: 0.381, SLG: 0.522 8 Shane Victorino, S OBP: 0.353, SLG: 0.429 |  | |  | |  | |  |  |  | 2 | 0 | 1 | 0 | 0 | 0 | 0 | | | | |
| 19 Greg Dobbs, L OBP: 0.338, SLG: 0.464 Tadahito Iguchi, R OBP: 0.346, SLG: 0.401 Abraham Nunez, S OBP: 0.307, SLG: 0.293 |  |  |  | |  | |  |  |  | 3 | 0 | 1 | 0 | 0 | 0 | 1 | | | | |
| 28 Jayson Werth, R OBP: 0.419, SLG: 0.469 | | | | | | | | | | 3 | 0 | 0 | 0 | 1 | 3 | 2 | | | | |
| 51 Carlos Ruiz, R OBP: 0.331, SLG: 0.403 | | | | | | | | | | 4 | 0 | 0 | 0 | 0 | 0 | 2 | | | | |
| Inning Stats | R: 0 E: 0 K: 0 S: 9 | H: 1 LOB: 1 BB: 0 P: 12 | R: 0 E: 0 K: 1 S: 9 | H: 0 LOB: 0 BB: 0 P: 14 | R: 3 E: 0 K: 2 S: 16 | H: 3 LOB: 0 BB: 0 P: 25 | R: 0 E: 0 K: 1 S: 11 | H: 1 LOB: 1 BB: 0 P: 17 | R: 0 E: 0 K: 2 S: 10 | H: 1 LOB: 1 BB: 0 P: 16 | R: 0 E: 0 K: 2 S: 13 | H: 0 LOB: 0 BB: 0 P: 19 | R: 0 E: 0 K: 0 S: 9 | H: 0 LOB: 2 BB: 1 P: 20 | R: 0 E: 0 K: 1 S: 9 | H: 0 LOB: 1 BB: 1 P: 17 | 1B: 4 2B: 2 3B: 0 HR: 1 | SF: 0 SAC: 0 DP: 0 HBP: 1 | WP: 0 PB: 0 SB: 0 CS: 0 | PA: 37 |
| PITCHER | IP | WLS | BF | H | R | ER | SO | BB | IBB | HBP | BLK | WP | HR | S | P | ERA | WHIP | | | |
| Byung-Hyun Kim, R ERA: 5.47 | 6.0 | W | 25 | 7 | 3 | 3 | 7 | 0 | 0 | 0 | 0 | 0 | 0 | 65 | 95 | 4.50 | 1.167 | | | |
| 32 Justin Miller, R ERA: 3.61 | 1.0 | H | 3 | 0 | 0 | 0 | 2 | 0 | 0 | 0 | 0 | 0 | 0 | 13 | 19 | 0.00 | 0.000 | | | |
| 57 Taylor Tankersley, L ERA: 4.46 | 0.2 | H | 4 | 0 | 0 | 0 | 0 | 1 | 0 | 1 | 0 | 0 | 0 | 8 | 18 | 0.00 | 1.500 | | | |
| 48 Lee Gardner, R ERA: 2.17 | 0.1 | H | 1 | 0 | 0 | 0 | 0 | 0 | 0 | 0 | 0 | 0 | 0 | 1 | 2 | 0.00 | 0.000 | | | |
| Kevin Gregg, R ERA: 3.23 | 1.0 | S | 4 | 0 | 0 | 0 | 1 | 1 | 0 | 0 | 0 | 0 | 0 | 9 | 17 | 0.00 | 1.000 | | | |
| PITCHER | IP | WLS | BF | H | R | ER | SO | BB | IBB | HBP | BLK | WP | HR | S | P | ERA | WHIP | | | |
| Jose Mesa, R ERA: 7.36 | 1.0 | | 3 | 0 | 0 | 0 | 1 | 0 | 0 | 0 | 0 | 0 | 0 | 8 | 10 | 0.00 | 0.000 | | | |

Florida Marlins @ Philadelphia Phillies
Citizens Bank Park, Philadelphia, PA

AB 34
R 3
H 7
RBI 3
BB 2
SO 10
LOB 16

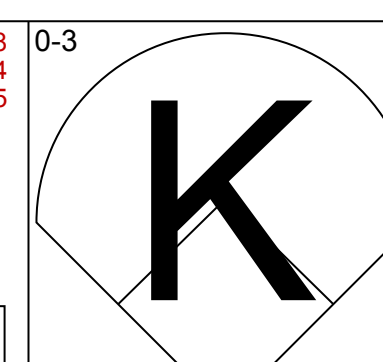
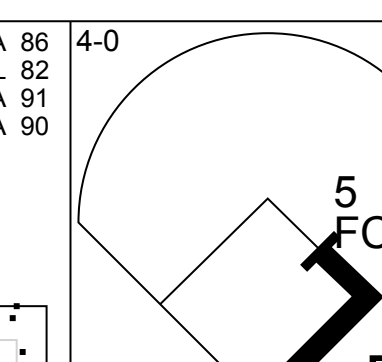
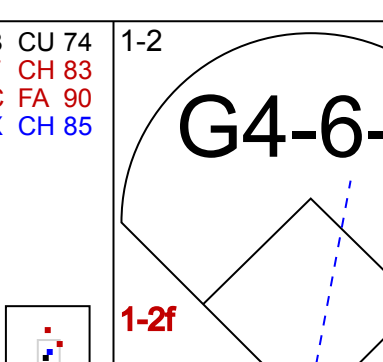
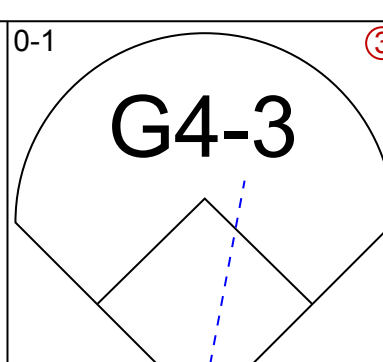
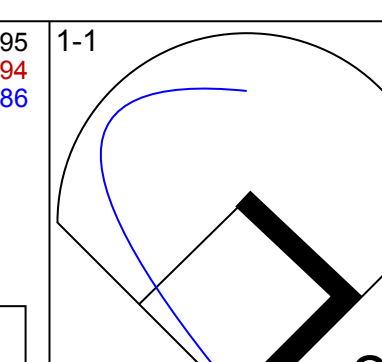
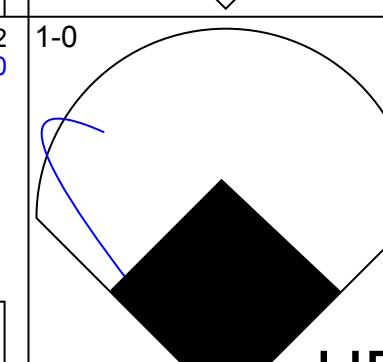
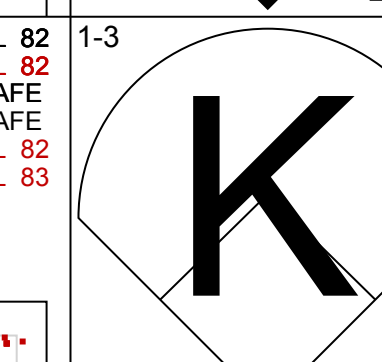

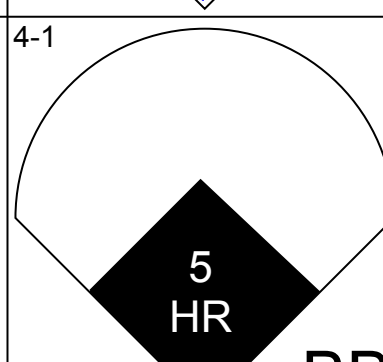
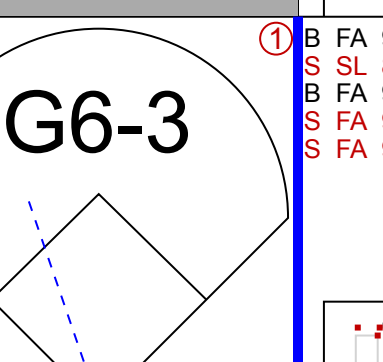
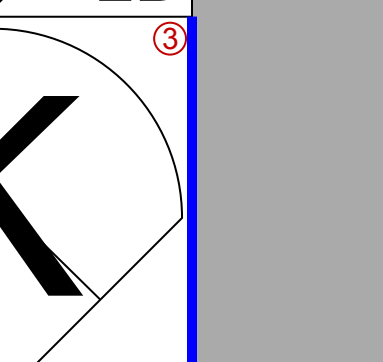
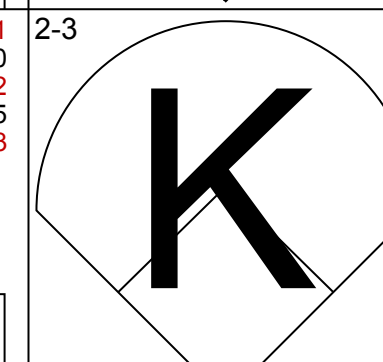
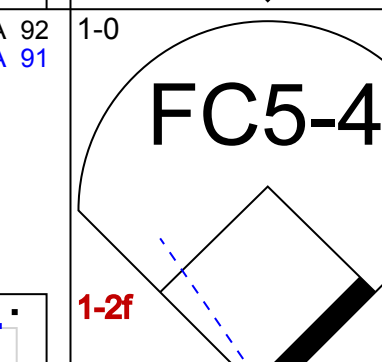

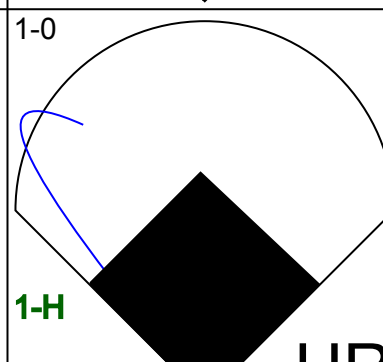
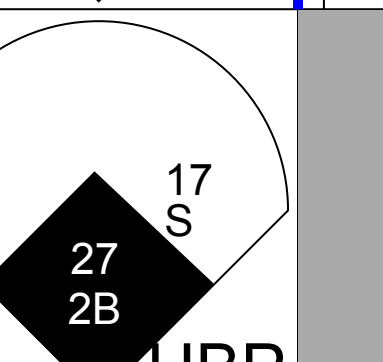
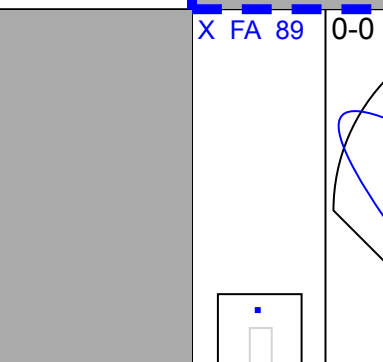
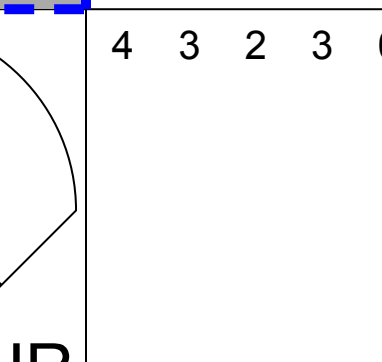
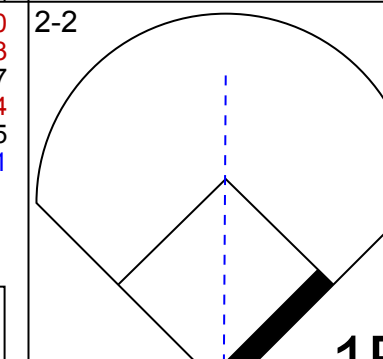


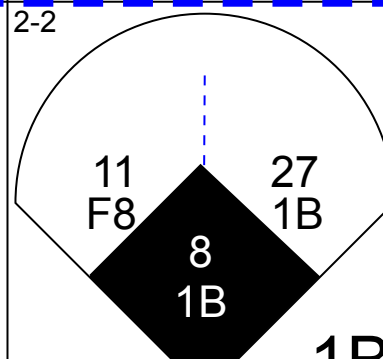

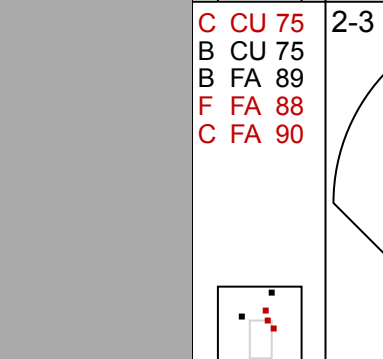
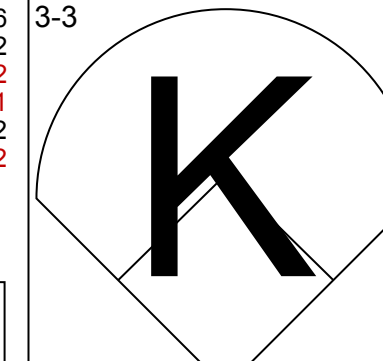


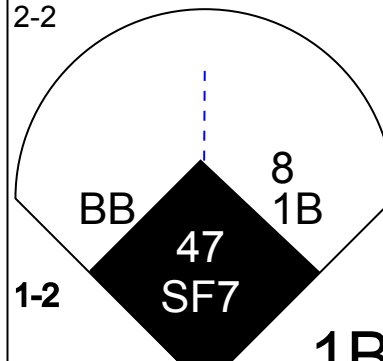
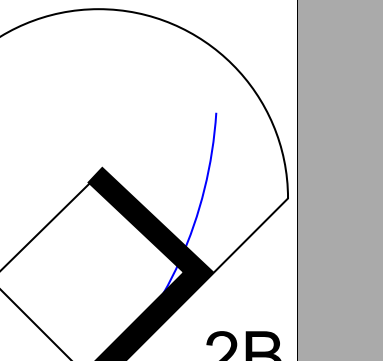
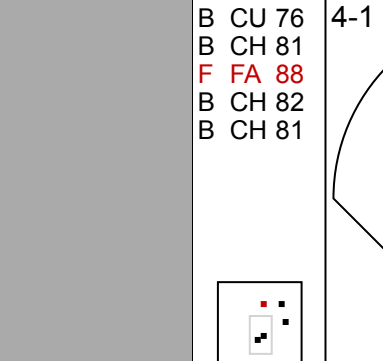
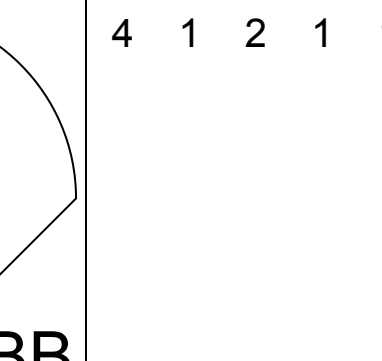



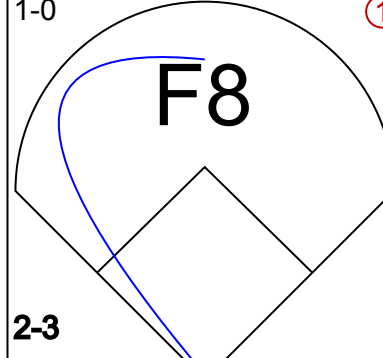
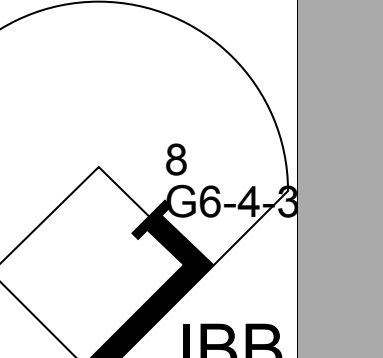
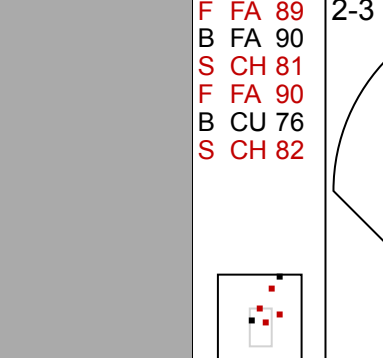
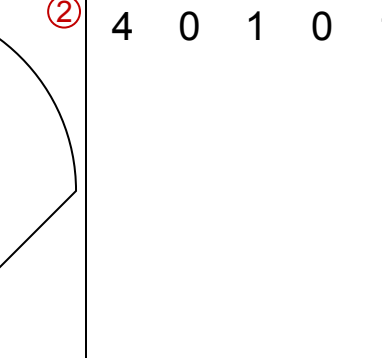



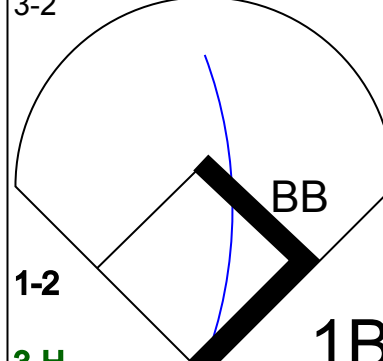
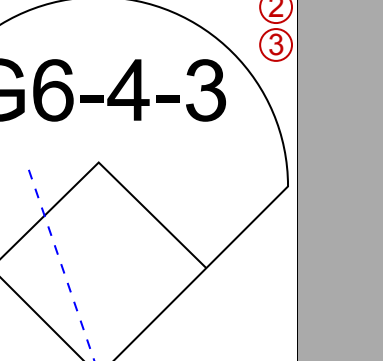
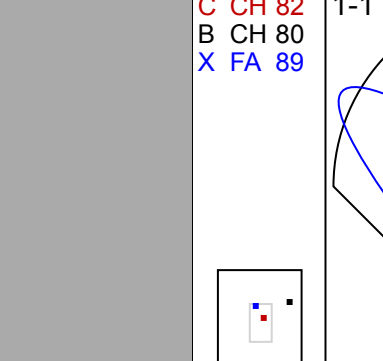
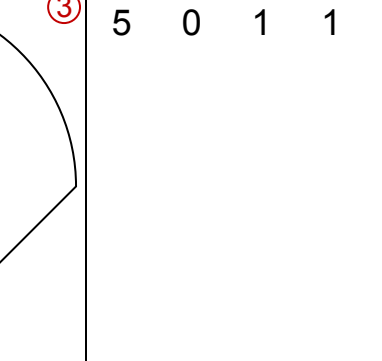


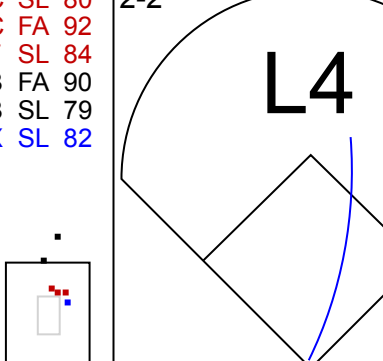
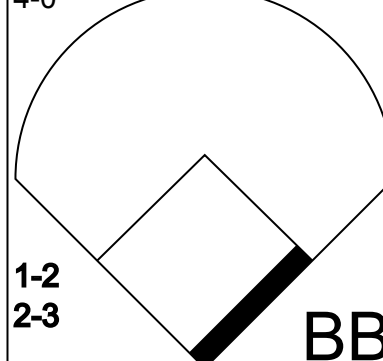

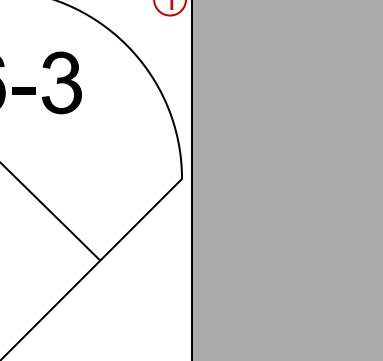

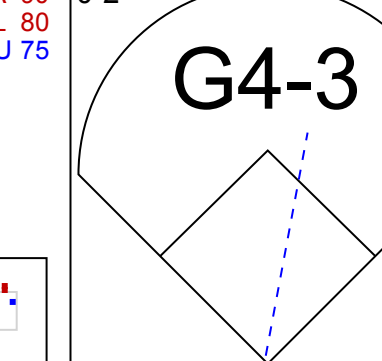
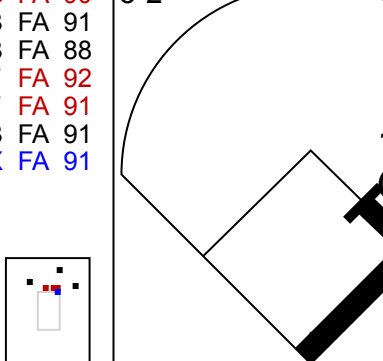
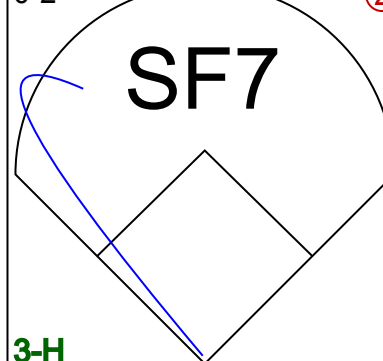
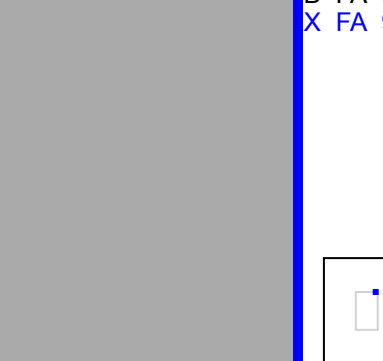
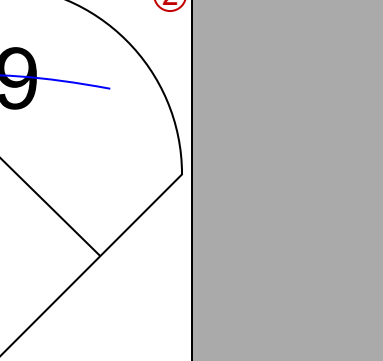



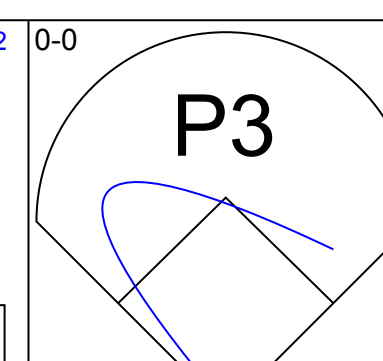
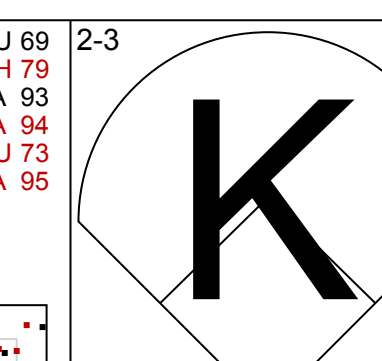
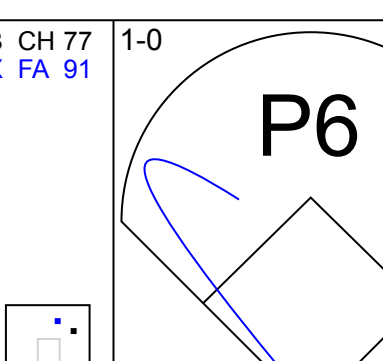
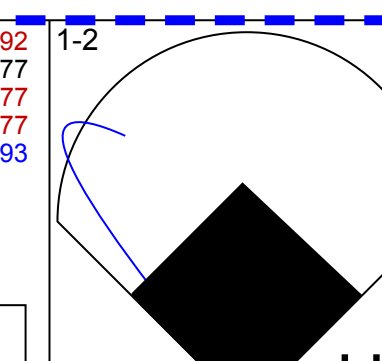
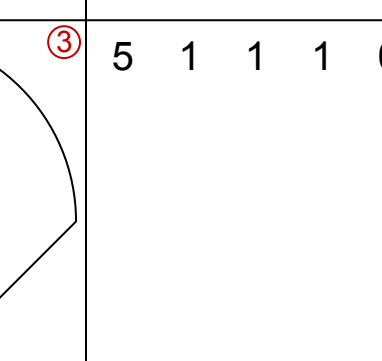
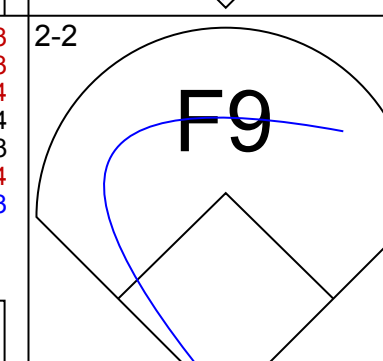
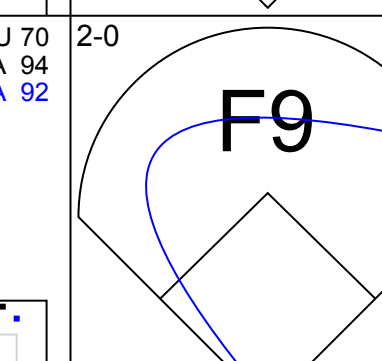

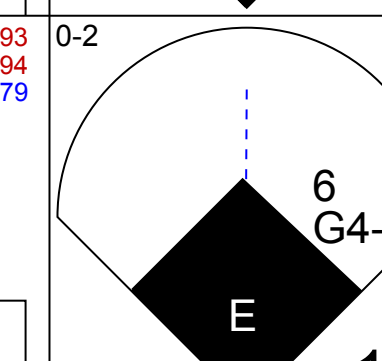

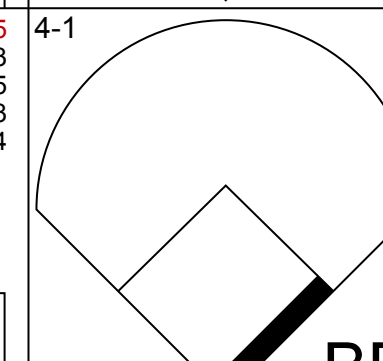



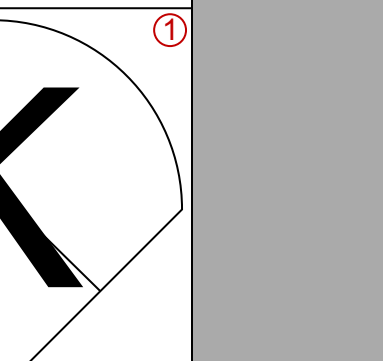
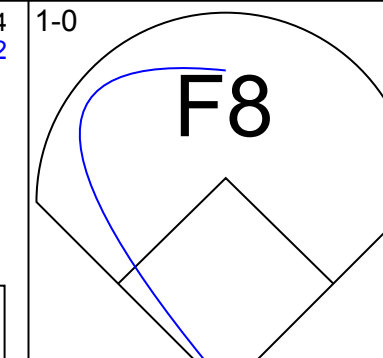


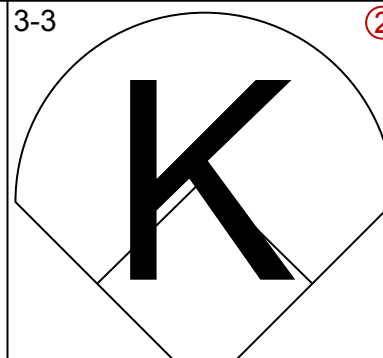
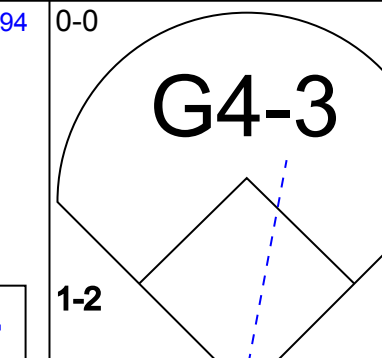



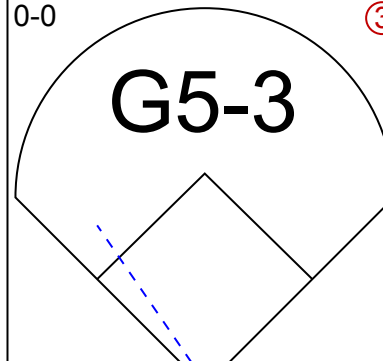
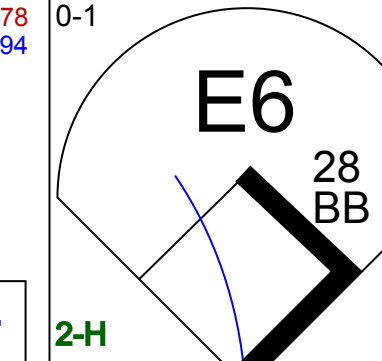





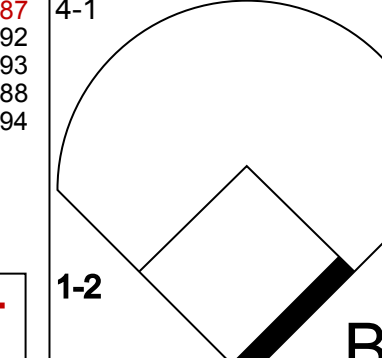




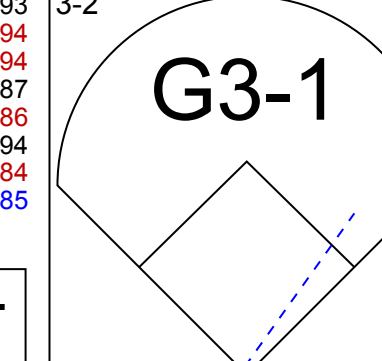


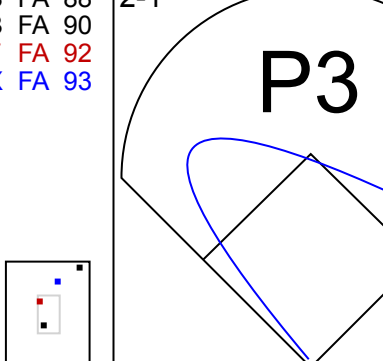



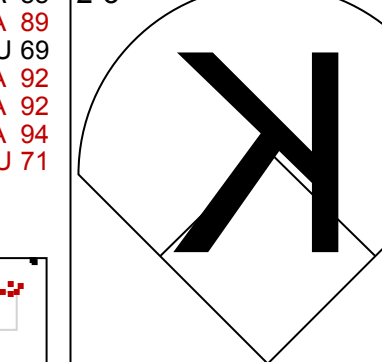
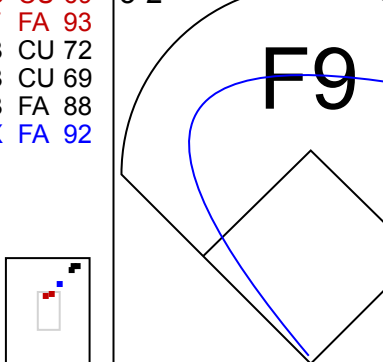


WP: 0 PA: 37
PB: 0
SB: 0
CS: 0

Fri Sep 07 2007, 7:05 PM EDT
Att: 38,696 - Clear - 83 F

| Batter | 1 | 2 | 3 | 4 | 5 | 6 | 7 | 8 | 9 | AB | R | H | RBI | BB | SO | LOB | TOP | | | | | |
|--|---|----------------------------------|-------------------------------|----------------------------------|------------------------------|----------------------------------|-------------------------------|----------------------------------|------------------------------|----------------------------------|-------------------------------|----------------------------------|------------------------------|----------------------------------|------------------------------|----------------------------------|--|----------------------------------|----------------------------------|------------------------------------|----------------------------------|--------|
| 2 Hanley Ramirez, R OBP: 0.385, SLG: 0.563 | | | | | | | | | | 4 | 1 | 1 | 2 | 0 | 0 | 1 | Florida Marlins @ Philadelphia Phillies Citizens Bank Park, Philadelphia, PA Sun Sep 09 2007, 1:35 PM EDT Att: 32,574 - Sunny - 86 F | | | | | |
| 4 Alfredo Amezaga, S OBP: 0.323, SLG: 0.362 | | | | | | | | | | 4 | 0 | 1 | 0 | 0 | 0 | 0 | | | | | | |
| 27 Jeremy Hermida, L OBP: 0.365, SLG: 0.496 | | | | | | | | | | 4 | 1 | 2 | 1 | 0 | 1 | 1 | | | | | | |
| Miguel Cabrera, R OBP: 0.394, SLG: 0.568 | | | | | | | | | | 3 | 1 | 1 | 0 | 1 | 2 | 1 | | | | | | |
| Mike Jacobs, L OBP: 0.319, SLG: 0.452 | | | | | | | | | | 3 | 1 | 1 | 2 | 1 | 0 | 3 | | | | | | |
| Miguel Olivo, R OBP: 0.259, SLG: 0.402 | | | | | | | | | | 4 | 0 | 0 | 0 | 0 | 2 | 1 | | | | | | |
| 12 Cody Ross, R OBP: 0.409, SLG: 0.652 | | | | | | | | | | 4 | 0 | 0 | 0 | 0 | 2 | 1 | | | | | | |
| Todd Linden, S OBP: 0.304, SLG: 0.281 | | | | | | | | | | 3 | 0 | 1 | 0 | 1 | 1 | 0 | | | | | | |
| Dontrelle Willis, L OBP: 0.281, SLG: 0.392 | | | | | | | | | | 1 | 0 | 0 | 0 | 0 | 1 | 0 | | | | | | |
| 38 Daniel Espinoza, R OBP: 0.125, SLG: 0.125 | | | | | | | | | | 0 | 0 | 0 | 0 | 0 | 0 | 0 | | | | | | |
| Reggie Abernethy, R OBP: 0.225, SLG: 0.253 | | | | | | | | | | 0 | 0 | 0 | 0 | 0 | 0 | 0 | | | | | | |
| 48 Lee Gardner, R OBP: 0.242, SLG: 0.331 | | | | | | | | | | 0 | 0 | 0 | 0 | 0 | 0 | 0 | | | | | | |
| 7 Alejandro De Aza, L OBP: 0.340, SLG: 0.511 | | | | | | | | | | 0 | 0 | 0 | 0 | 0 | 0 | 0 | | | | | | |
| 22 Matt Lindstrom, R OBP: 0.242, SLG: 0.331 | | | | | | | | | | 0 | 0 | 0 | 0 | 0 | 0 | 0 | | | | | | |
| 32 Justin Miller, R OBP: 0.242, SLG: 0.331 | | | | | | | | | | 0 | 0 | 0 | 0 | 0 | 0 | 0 | | | | | | |
| 14 Josh Willingham, R OBP: 0.371, SLG: 0.643 | | | | | | | | | | 1 | 0 | 0 | 0 | 0 | 0 | 1 | | | | | | |
| Inning Stats | R: 0 E: 0 K: 1 S: 7 | H: 0 LOB: 0 BB: 0 P: 11 | R: 0 E: 0 K: 1 S: 15 | H: 0 LOB: 1 BB: 1 P: 24 | R: 0 E: 0 K: 2 S: 7 | H: 0 LOB: 0 BB: 0 P: 10 | R: 0 E: 0 K: 1 S: 11 | H: 1 LOB: 1 BB: 0 P: 16 | R: 0 E: 0 K: 1 S: 7 | H: 0 LOB: 0 BB: 0 P: 10 | R: 5 E: 0 K: 2 S: 21 | H: 5 LOB: 0 BB: 0 P: 27 | R: 0 E: 0 K: 1 S: 5 | H: 0 LOB: 0 BB: 1 P: 11 | R: 0 E: 0 K: 1 S: 8 | H: 1 LOB: 1 BB: 0 P: 13 | R: 0 E: 0 K: 1 S: 11 | H: 1 LOB: 1 BB: 0 P: 15 | 1B: 4 2B: 1 3B: 0 HR: 3 | SF: 0 SAC: 0 DP: 2 HBP: 0 | WP: 0 PB: 0 SB: 0 CS: 0 | PA: 36 |
| PITCHER | IP WLS BF H R ER SO BB IBB HBP BLK WP HR S P ERA WHIP | | | | | | | | | | | | | | | | | | | | | |
| Jamie Moyer, L ERA: 5.27 | (1, 1) 5.1 W 23 6 5 5 6 1 0 0 0 0 3 61 88 8.44 1.312 | | | | | | | | | | | | | | | | | | | | | |
| Antonio Alfonseca, R ERA: 5.13 | (6, 1) 0.2 H 2 0 0 0 2 0 0 0 0 0 0 7 10 0.00 0.000 | | | | | | | | | | | | | | | | | | | | | |
| 48 Kane Davis, R ERA: 4.78 | (7, 1) 1.0 H 3 0 0 0 1 1 0 0 0 0 0 5 11 0.00 1.000 | | | | | | | | | | | | | | | | | | | | | |
| 16 J.C. Romero, L ERA: 2.47 | (8, 1) 1.0 H 4 1 0 0 0 1 0 0 0 0 0 8 13 0.00 2.000 | | | | | | | | | | | | | | | | | | | | | |
| 39 Brett Myers, R ERA: 5.0 | (9, 1) 1.0 S 4 1 0 0 1 0 0 0 0 0 0 0 11 15 0.00 1.000 | | | | | | | | | | | | | | | | | | | | | |

| Batter | 1 | 2 | 3 | 4 | 5 | 6 | 7 | 8 | 9 | AB | R | H | RBI | BB | SO | LOB | BOTTOM | | | |
|---|--|----------------------------------|-------------------------------|----------------------------------|-------------------------------|----------------------------------|-------------------------------|----------------------------------|------------------------------|----------------------------------|------------------------------|----------------------------------|------------------------------|----------------------------------|-------------------------------|----------------------------------|--|------------------------------------|----------------------------------|--------|
| 11 Jimmy Rollins, S OBP: 0.348, SLG: 0.533 | | | | | | | | | | 5 | 1 | 2 | 0 | 0 | 0 | 0 | Florida Marlins @ Philadelphia Phillies Citizens Bank Park, Philadelphia, PA Sun Sep 09 2007, 1:35 PM EDT Att: 32,574 - Sunny - 86 F | | | |
| Tadahito Iguchi, R OBP: 0.348, SLG: 0.402 | | | | | | | | | | 4 | 2 | 2 | 0 | 1 | 0 | 2 | | | | |
| 8 Shane Victorino, S OBP: 0.352, SLG: 0.427 | | | | | | | | | | 4 | 2 | 2 | 3 | 1 | 2 | 2 | | | | |
| Pat Burrell, R OBP: 0.406, SLG: 0.520 | | | | | | | | | | 0 | 0 | 0 | 0 | 0 | 0 | 0 | | | | |
| 39 Brett Myers, R ERA: 5.0 | | | | | | | | | | 4 | 2 | 2 | 3 | 1 | 2 | 2 | | | | |
| 26 Chase Utley, L OBP: 0.417, SLG: 0.568 | | | | | | | | | | 5 | 0 | 1 | 0 | 0 | 2 | 4 | | | | |
| Aaron Rowand, R OBP: 0.382, SLG: 0.523 | | | | | | | | | | 5 | 1 | 2 | 1 | 0 | 0 | 5 | | | | |
| 28 Jayson Werth, R OBP: 0.418, SLG: 0.467 | | | | | | | | | | 4 | 1 | 1 | 2 | 0 | 1 | 1 | | | | |
| 51 Carlos Ruiz, R OBP: 0.336, SLG: 0.416 | | | | | | | | | | 4 | 1 | 3 | 2 | 0 | 0 | 1 | | | | |
| Abraham Nunez, S OBP: 0.313, SLG: 0.291 | | | | | | | | | | 3 | 0 | 1 | 0 | 1 | 1 | 1 | | | | |
| Jamie Moyer, L ERA: 5.27 | (1, 1) 3.0 L 18 7 7 7 3 2 0 0 0 0 0 0 19 30 4.50 2.000 | | | | | | | | | | | | | | | | | | | |
| 38 Daniel Barone, R ERA: 5.4 | (4, 1) 2.0 9 3 1 1 0 1 0 0 0 0 0 8 13 0.00 1.000 | | | | | | | | | | | | | | | | | | | |
| 48 Lee Gardner, R ERA: 2.13 | (6, 1) 1.0 5 1 0 0 1 0 0 0 0 0 0 9 14 0.00 1.000 | | | | | | | | | | | | | | | | | | | |
| 22 Matt Lindstrom, R ERA: 3.38 | (7, 1) 1.0 4 1 0 0 1 0 0 0 0 0 0 8 13 0.00 1.000 | | | | | | | | | | | | | | | | | | | |
| 32 Justin Miller, R ERA: 3.54 | (8, 1) 1.0 5 2 0 0 1 0 0 0 0 0 0 11 18 0.00 2.000 | | | | | | | | | | | | | | | | | | | |
| Inning Stats | R: 5 E: 0 K: 1 S: 16 | H: 4 LOB: 1 BB: 1 P: 33 | R: 2 E: 0 K: 1 S: 11 | H: 1 LOB: 1 BB: 1 P: 19 | R: 0 E: 0 K: 1 S: 15 | H: 2 LOB: 2 BB: 0 P: 23 | R: 1 E: 0 K: 0 S: 14 | H: 2 LOB: 1 BB: 0 P: 19 | R: 0 E: 0 K: 0 S: 5 | H: 1 LOB: 1 BB: 1 P: 11 | R: 0 E: 0 K: 1 S: 8 | H: 1 LOB: 2 BB: 0 P: 13 | R: 0 E: 0 K: 1 S: 9 | H: 1 LOB: 1 BB: 0 P: 14 | R: 0 E: 0 K: 1 S: 11 | H: 2 LOB: 2 BB: 0 P: 18 | 1B: 10 2B: 2 3B: 0 HR: 2 | SF: 0 SAC: 0 DP: 1 HBP: 0 | WP: 0 PB: 0 SB: 0 CS: 0 | PA: 41 |
| PITCHER | IP WLS BF H R ER SO BB IBB HBP BLK WP HR S P ERA WHIP | | | | | | | | | | | | | | | | | | | |

| Batter | 1 | 2 | 3 | 4 | 5 | 6 | 7 | 8 | 9 | AB | R | H | RBI | BB | SO | LOB | TOP | | | | | | | | | | |
|--|---|----------------------------------|---|----------------------------------|--|---|---|---|---|----------------------------------|-------------------------------|----------------------------------|------------------------------|----------------------------------|------------------------------|----------------------------------|--|----------------------------------|----------------------------------|------------------------------------|----------------------------------|--------|--|--|--|--|--|
| 18 Cory Sullivan, L OBP: 0.337, SLG: 0.388 |  | |  | |  |  | |  | | 4 | 0 | 1 | 0 | 1 | 1 | 3 | Colorado Rockies @ Philadelphia Phillies Citizens Bank Park, Philadelphia, PA Tue Sep 11 2007, 7:05 PM EDT Att: 25,263 - Overcast - 73 F | | | | | | | | | | |
| 2 Troy Tulowitzki, R OBP: 0.360, SLG: 0.530 23 Ryan Speier, R OBP: 0.220, SLG: 0.300 24 Iain Stewart, L OBP: 0.220, SLG: 0.300 Jeremy Affeldt, L OBP: 0.275, SLG: 0.292 LaTroy Hawkins, R OBP: 0.275, SLG: 0.292 6 Omar Quintanilla, L OBP: 0.275, SLG: 0.292 |  | |  | |  |  |  |  | | 3 | 2 | 1 | 1 | 1 | 1 | 1 | | | | | | | | | | | |
| 5 Matt Holliday, R OBP: 0.396, SLG: 0.586 |  | |  | |  |  |  |  |  | 4 | 3 | 2 | 3 | 0 | 1 | 1 | | | | | | | | | | | |
| 17 Todd Helton, L OBP: 0.431, SLG: 0.477 60 Manny Corpas, R |  | |  | |  |  |  | |  | 4 | 2 | 3 | 1 | 1 | 1 | 0 | | | | | | | | | | | |
| 27 Garrett Atkins, R OBP: 0.353, SLG: 0.467 |  | |  | |  |  |  |  |  | 4 | 1 | 2 | 1 | 1 | 1 | 1 | | | | | | | | | | | |
| 11 Brad Hawpe, L OBP: 0.379, SLG: 0.521 |  | |  | |  |  |  |  |  | 4 | 0 | 1 | 0 | 1 | 1 | 3 | | | | | | | | | | | |
| 8 Yorvit Torrealba, R OBP: 0.320, SLG: 0.363 |  | |  | |  |  |  |  |  | 5 | 0 | 1 | 1 | 0 | 2 | 5 | | | | | | | | | | | |
| Jamey Carroll, R OBP: 0.313, SLG: 0.284 |  | |  | |  |  |  |  | | 3 | 0 | 0 | 0 | 1 | 0 | 0 | | | | | | | | | | | |
| 56 Franklin Morales, L OBP: 0.429, SLG: 0.333 47 Joe Koshansky, L ERA: 4.75 34 Matt Herges, L ERA: 5.7 21 Clint Barmes, R OBP: 0.235, SLG: 0.303 |  | |  | |  |  |  |  |  | 2 | 0 | 1 | 0 | 0 | 0 | 0 | | | | | | | | | | | |
| | | | | | | | | | | 0 | 0 | 0 | 1 | 0 | 0 | 0 | | | | | | | | | | | |
| | | | | | | | | | | 1 | 0 | 0 | 0 | 0 | 0 | 0 | | | | | | | | | | | |
| | | | | | | | | | | 1 | 0 | 0 | 0 | 0 | 0 | 0 | | | | | | | | | | | |
| Inning Stats | R: 1 E: 0 K: 3 S: 14 | H: 2 LOB: 1 BB: 0 P: 22 | R: 0 E: 0 K: 1 S: 7 | H: 1 LOB: 0 BB: 0 P: 12 | R: 0 E: 0 K: 1 S: 7 | H: 0 LOB: 0 BB: 1 P: 13 | R: 1 E: 0 K: 1 S: 7 | H: 1 LOB: 0 BB: 0 P: 12 | R: 0 E: 0 K: 0 S: 11 | H: 1 LOB: 0 BB: 0 P: 17 | R: 4 E: 0 K: 0 S: 17 | H: 4 LOB: 2 BB: 2 P: 34 | R: 1 E: 0 K: 0 S: 7 | H: 1 LOB: 2 BB: 2 P: 18 | R: 0 E: 0 K: 1 S: 7 | H: 1 LOB: 1 BB: 0 P: 20 | R: 1 E: 0 K: 2 S: 11 | H: 1 LOB: 1 BB: 1 P: 20 | 1B: 6 2B: 3 3B: 0 HR: 4 | SF: 1 SAC: 0 DP: 3 HBP: 1 | WP: 0 PB: 0 SB: 1 CS: 1 | PA: 43 | | | | | |
| PITCHER | IP | WLS | BF | H | R | ER | SO | BB | IBB | HBP | BLK | WP | HR | S | P | ERA | WHIP | | | | | | | | | | |
| 23 Adam Eaton, R ERA: 6.31 | 5.0 | L | 21 | 6 | 4 | 4 | 6 | 2 | 0 | 0 | 0 | 0 | 3 | 48 | 83 | 7.20 | 1.600 | | | | | | | | | | |
| 48 Kane Davis, R ERA: 7.5 | 0.1 | | 4 | 3 | 1 | 1 | 0 | 0 | 0 | 0 | 0 | 0 | 0 | 10 | 18 | 27.00 | 9.000 | | | | | | | | | | |
| 56 Geoff Geary, R ERA: 4.75 | 1.2 | | 9 | 1 | 2 | 2 | 0 | 1 | 2 | 1 | 0 | 0 | 0 | 12 | 27 | 10.80 | 1.200 | | | | | | | | | | |
| 54 Francisco Del Rosario, R ERA: 5.7 | 1.0 | | 4 | 1 | 0 | 0 | 1 | 0 | 0 | 0 | 0 | 0 | 0 | 7 | 12 | 0.00 | 1.000 | | | | | | | | | | |
| 52 Fabio Castro, L ERA: 5.91 | 1.0 | | 5 | 1 | 1 | 1 | 2 | 1 | 0 | 0 | 0 | 0 | 1 | 11 | 20 | 9.00 | 2.000 | | | | | | | | | | |

| Batter | 1 | 2 | 3 | 4 | 5 | 6 | 7 | 8 | 9 | AB | R | H | RBI | BB | SO | LOB | BOTTOM | | | | | | | | | | |
|---|---|----------------------------------|---|----------------------------------|--|----------------------------------|---|---|---|----------------------------------|------------------------------|----------------------------------|------------------------------|----------------------------------|-------------------------------|----------------------------------|--|---------------------------------|----------------------------------|------------------------------------|----------------------------------|--------|--|--|--|--|--|
| 11 Jimmy Rollins, S OBP: 0.346, SLG: 0.532 |  | |  | |  | | |  |  | 5 | 1 | 1 | 1 | 0 | 1 | 0 | Colorado Rockies @ Philadelphia Phillies Citizens Bank Park, Philadelphia, PA Tue Sep 11 2007, 7:05 PM EDT Att: 25,263 - Overcast - 73 F | | | | | | | | | | |
| 26 Chase Utley, L OBP: 0.417, SLG: 0.565 |  | |  | |  | |  |  | | 4 | 1 | 1 | 0 | 0 | 0 | 0 | | | | | | | | | | | |
| Pat Burrell, R OBP: 0.409, SLG: 0.528 |  | |  | |  | |  |  | | 2 | 0 | 1 | 0 | 2 | 1 | 1 | | | | | | | | | | | |
| 6 Ryan Howard, L OBP: 0.379, SLG: 0.560 |  | |  | |  | |  |  | | 4 | 0 | 0 | 0 | 0 | 2 | 4 | | | | | | | | | | | |
| Aaron Rowand, R OBP: 0.377, SLG: 0.515 |  | |  | |  | |  |  |  | 4 | 0 | 0 | 0 | 0 | 0 | 2 | | | | | | | | | | | |
| 28 Jayson Werth, R OBP: 0.419, SLG: 0.465 |  | |  | |  | |  |  | | 3 | 0 | 1 | 0 | 1 | 0 | 0 | | | | | | | | | | | |
| Wes Helms, R OBP: 0.299, SLG: 0.370 19 Greg Dobbs, L OBP: 0.339, SLG: 0.477 |  | |  | |  | |  |  | | 3 | 0 | 1 | 0 | 0 | 1 | 2 | | | | | | | | | | | |
| 51 Carlos Ruiz, R OBP: 0.334, SLG: 0.409 |  | |  | |  | |  |  | | 3 | 0 | 0 | 0 | 1 | 0 | 1 | | | | | | | | | | | |
| 23 Adam Eaton, R ERA: 6.31 48 Kane Davis, R ERA: 7.5 56 Geoff Geary, R ERA: 4.75 4 Pete Laforest, L OBP: 0.250, SLG: 0.300 54 Francisco Del Rosario, R ERA: 5.7 52 Fabio Castro, L ERA: 5.91 8 Shane Victorino, S OBP: 0.300, SLG: 0.400 |  | |  | |  | |  |  | | 2 | 0 | 0 | 0 | 0 | 1 | 0 | | | | | | | | | | | |
| | | | | | | | | | | 0 | 0 | 0 | 0 | 0 | 0 | 0 | | | | | | | | | | | |
| | | | | | | | | | | 0 | 0 | 0 | 0 | 0 | 0 | 0 | | | | | | | | | | | |
| | | | | | | | | | | 1 | 0 | 0 | 0 | 0 | 1 | 1 | | | | | | | | | | | |
| | | | | | | | | | | 0 | 0 | 0 | 0 | 0 | 0 | 0 | | | | | | | | | | | |
| | | | | | | | | | | 0 | 0 | 0 | 0 | 0 | 0 | 0 | | | | | | | | | | | |
| | | | | | | | | | | 0 | 0 | 0 | 0 | 0 | 0 | 0 | | | | | | | | | | | |
| Inning Stats | R: 0 E: 0 K: 0 S: 8 | H: 0 LOB: 1 BB: 1 P: 15 | R: 0 E: 0 K: 0 S: 9 | H: 1 LOB: 0 BB: 0 P: 15 | R: 0 E: 0 K: 2 S: 10 | H: 0 LOB: 0 BB: 0 P: 16 | R: 0 E: 0 K: 2 S: 16 | H: 2 LOB: 0 BB: 0 P: 25 | R: 0 E: 0 K: 0 S: 6 | H: 0 LOB: 0 BB: 0 P: 12 | R: 0 E: 0 K: 1 S: 7 | H: 0 LOB: 1 BB: 1 P: 15 | R: 0 E: 0 K: 1 S: 9 | H: 0 LOB: 1 BB: 1 P: 15 | R: 2 E: 1 K: 1 S: 19 | H: 2 LOB: 2 BB: 1 P: 29 | R: 0 E: 0 K: 0 S: 5 | H: 0 LOB: 0 BB: 0 P: 7 | 1B: 3 2B: 1 3B: 0 HR: 1 | SF: 0 SAC: 0 DP: 0 HBP: 0 | WP: 0 PB: 0 SB: 0 CS: 0 | PA: 37 | | | | | |
| PITCHER | IP | WLS | BF | H | R | ER | SO | BB | IBB | HBP | BLK | WP | HR | S | P | ERA | WHIP | | | | | | | | | | |
| 56 Franklin Morales, L ERA: 2.35 | 5.0 | W | 19 | 3 | 0 | 0 | 4 | 1 | 0 | 0 | 0 | 0 | 0 | 49 | 83 | 0.00 | 0.800 | | | | | | | | | | |
| 34 Matt Herges, R ERA: 2.35 | 1.0 | | 4 | 0 | 0 | 0 | 1 | 1 | 0 | 0 | 0 | 0 | 0 | 7 | 15 | 0.00 | 1.000 | | | | | | | | | | |
| 23 Ryan Speier, R ERA: 4.75 | 1.0 | | 4 | 0 | 0 | 0 | 1 | 1 | 0 | 0 | 0 | 0 | 0 | 9 | 15 | 0.00 | 1.000 | | | | | | | | | | |
| Jeremy Affeldt, L ERA: 3.69 | 0.2 | | 5 | 2 | 2 | 1 | 1 | 0 | 0 | 0 | 0 | 0 | 1 | 13 | 16 | 13.50 | 3.000 | | | | | | | | | | |
| LaTroy Hawkins, R ERA: 5.47 | 0.1 | | 2 | 0 | 0 | 0 | 0 | 1 | 0 | 0 | 0 | 0 | 0 | 6 | 13 | 0.00 | 3.000 | | | | | | | | | | |



| Batter | 1 | 2 | 3 | 4 | 5 | 6 | 7 | 8 | 9 | AB | R | H | RBI | BB | SO | LOB | TOP | | | | | |
|---|--|---------------------------------|---|---|---|---|---|---|---|---|---|----------------------------------|---|---|---|---|---|---|----------------------------------|------------------------------------|----------------------------------|--------|
| 18 Cory Sullivan, L OBP: 0.358, SLG: 0.431 | | | | | | | | | | 4 3 3 1 1 0 1 | | | | | | | | | | | | |
| 2 Troy Tulowitzki, R OBP: 0.383, SLG: 0.476 | | | | | | | | | | 3 2 2 2 1 1 0 | | | | | | | | | | | | |
| 21 Clint Barmes, R OBP: 0.229, SLG: 0.294 | | | | | | | | | | 1 0 0 0 0 1 1 | | | | | | | | | | | | |
| 5 Matt Holliday, R OBP: 0.397, SLG: 0.590 | | | | | | | | | | 3 2 1 3 1 0 2 | | | | | | | | | | | | |
| 19 Ryan Spilborghs, R OBP: 0.358, SLG: 0.488 | | | | | | | | | | 1 1 1 0 0 0 0 | | | | | | | | | | | | |
| 17 Todd Helton, L OBP: 0.433, SLG: 0.484 | | | | | | | | | | 4 0 3 3 0 0 0 | | | | | | | | | | | | |
| 47 Joe Koshansky, L | | | | | | | | | | 1 0 0 0 0 1 1 | | | | | | | | | | | | |
| 27 Garrett Atkins, R OBP: 0.353, SLG: 0.465 | | | | | | | | | | 4 1 1 0 0 1 2 | | | | | | | | | | | | |
| 51 Juan Morillo, R | | | | | | | | | | 0 0 0 0 0 0 0 | | | | | | | | | | | | |
| Jamey Carroll, R OBP: 0.311, SLG: 0.282 | | | | | | | | | | 1 0 0 0 0 0 1 | | | | | | | | | | | | |
| 11 Brad Hawpe, L OBP: 0.379, SLG: 0.518 | | | | | | | | | | 3 1 0 0 2 1 1 | | | | | | | | | | | | |
| 45 Josh Newman, L | | | | | | | | | | 0 0 0 0 0 0 0 | | | | | | | | | | | | |
| 8 Yorvit Torrealba, R OBP: 0.339, SLG: 0.362 | | | | | | | | | | 1 0 0 0 0 1 1 | | | | | | | | | | | | |
| 20 Chris Iannetta, R OBP: 0.325, SLG: 0.345 | | | | | | | | | | 4 1 2 1 0 1 2 | | | | | | | | | | | | |
| 6 Omar Quintanilla, L OBP: 0.268, SLG: 0.263 | | | | | | | | | | 5 1 1 1 0 3 3 | | | | | | | | | | | | |
| 54 Denny Bautista, R | | | | | | | | | | 0 0 0 0 0 0 0 | | | | | | | | | | | | |
| 10 Jeff Baker, R OBP: 0.291, SLG: 0.331 | | | | | | | | | | 1 0 0 0 0 0 0 | | | | | | | | | | | | |
| 55 Mark Redman, L | | | | | | | | | | 2 0 0 0 0 1 2 | | | | | | | | | | | | |
| 24 Ian Stewart, L OBP: 0.250, SLG: 0.429 | | | | | | | | | | 1 0 1 1 0 0 0 | | | | | | | | | | | | |
| Inning Stats | R: 0 E: 0 K: 0 S: 4 | H: 2 LOB: 0 BB: 0 P: 4 | R: 0 E: 0 K: 2 S: 9 | H: 1 LOB: 1 BB: 0 P: 13 | R: 3 E: 0 K: 1 S: 12 | H: 3 LOB: 1 BB: 1 P: 24 | R: 6 E: 0 K: 1 S: 20 | H: 4 LOB: 1 BB: 3 P: 39 | R: 0 E: 0 K: 1 S: 8 | H: 0 LOB: 0 BB: 0 P: 10 | R: 1 E: 0 K: 1 S: 11 | H: 1 LOB: 0 BB: 0 P: 19 | R: 0 E: 0 K: 1 S: 7 | H: 0 LOB: 0 BB: 0 P: 10 | R: 1 E: 0 K: 2 S: 14 | H: 2 LOB: 1 BB: 0 P: 20 | R: 1 E: 0 K: 2 S: 12 | H: 2 LOB: 2 BB: 1 P: 19 | 1B: 9 2B: 4 3B: 1 HR: 2 | SF: 0 SAC: 0 DP: 0 HBP: 0 | WP: 0 PB: 0 SB: 0 CS: 0 | PA: 44 |
| PITCHER | IP: 3.0 WLS: L BF: 14 ERA: 4.02 | WLS: 14 BF: 7 ERA: 4.02 | H: 7 R: 4 ER: 2 SO: 4 BB: 2 IBB: 2 HBP: 2 BLK: 0 WP: 0 HR: 1 S: 26 P: 43 | H: 4 R: 2 ER: 2 SO: 4 BB: 2 IBB: 2 HBP: 2 BLK: 0 WP: 0 HR: 1 S: 26 P: 43 | H: 7 R: 4 ER: 2 SO: 4 BB: 2 IBB: 2 HBP: 2 BLK: 0 WP: 0 HR: 1 S: 26 P: 43 | H: 4 R: 2 ER: 2 SO: 4 BB: 2 IBB: 2 HBP: 2 BLK: 0 WP: 0 HR: 1 S: 26 P: 43 | H: 7 R: 4 ER: 2 SO: 4 BB: 2 IBB: 2 HBP: 2 BLK: 0 WP: 0 HR: 1 S: 26 P: 43 | H: 4 R: 2 ER: 2 SO: 4 BB: 2 IBB: 2 HBP: 2 BLK: 0 WP: 0 HR: 1 S: 26 P: 43 | H: 7 R: 4 ER: 2 SO: 4 BB: 2 IBB: 2 HBP: 2 BLK: 0 WP: 0 HR: 1 S: 26 P: 43 | H: 4 R: 2 ER: 2 SO: 4 BB: 2 IBB: 2 HBP: 2 BLK: 0 WP: 0 HR: 1 S: 26 P: 43 | IP: 1.0 WLS: L BF: 6 ERA: 6.17 | WLS: 6 BF: 2 ERA: 6.17 | H: 2 R: 1 ER: 1 SO: 2 BB: 1 IBB: 0 HBP: 0 BLK: 0 WP: 0 HR: 0 S: 12 P: 19 | H: 1 R: 1 ER: 1 SO: 2 BB: 0 IBB: 0 HBP: 0 BLK: 0 WP: 0 HR: 0 S: 12 P: 19 | H: 2 R: 1 ER: 1 SO: 2 BB: 0 IBB: 0 HBP: 0 BLK: 0 WP: 0 HR: 0 S: 12 P: 19 | H: 2 R: 1 ER: 1 SO: 2 BB: 0 IBB: 0 HBP: 0 BLK: 0 WP: 0 HR: 0 S: 12 P: 19 | H: 2 R: 1 ER: 1 SO: 2 BB: 0 IBB: 0 HBP: 0 BLK: 0 WP: 0 HR: 0 S: 12 P: 19 | H: 2 R: 1 ER: 1 SO: 2 BB: 0 IBB: 0 HBP: 0 BLK: 0 WP: 0 HR: 0 S: 12 P: 19 | 1B: 0 2B: 0 3B: 0 HR: 0 | SF: 0 SAC: 0 DP: 0 HBP: 0 | WP: 0 PB: 0 SB: 0 CS: 0 | PA: 39 |

Colorado Rockies @ Philadelphia Phillies
Citizens Bank Park, Philadelphia, PA
Wed Sep 12 2007, 7:05 PM EDT
Att: 31,541 - Partly Cloudy - 75 F

AB 39
R 12
H 15
RBI 12
BB 5
SO 11
LOB 17



| Batter | 1 | 2 | 3 | 4 | 5 | 6 | 7 | 8 | 9 | AB | R | H | RBI | BB | SO | LOB | BOTTOM |
|--|---|---|---|---|---|---|---|---|---------------|----|---|---|-----|----|----|-----|--------|
| 11 Jimmy Rollins, S OBP: 0.346, SLG: 0.531 | | | | | | | | | 2 0 0 0 1 0 1 | | | | | | | | |
| Tadahito Iguchi, R OBP: 0.347, SLG: 0.400 | | | | | | | | | 1 0 0 0 0 0 0 | | | | | | | | |
| 26 Chase Utley, L OBP: 0.417, SLG: 0.563 | | | | | | | | | 3 0 1 0 0 0 0 | | | | | | | | |
| Abraham Nunez, S | | | | | | | | | 1 0 0 0 0 0 0 | | | | | | | | |
| Pat Burrell, R OBP: 0.408, SLG: 0.525 | | | | | | | | | 2 0 0 0 1 0 0 | | | | | | | | |
| 29 Chris Roberson, S OBP: 0.321, SLG: 0.296 | | | | | | | | | 1 0 0 0 0 1 0 | | | | | | | | |
| 6 Ryan Howard, L OBP: 0.377, SLG: 0.557 | | | | | | | | | 3 0 0 0 0 2 3 | | | | | | | | |
| Jose Mesa, R | | | | | | | | | 0 0 0 0 0 0 0 | | | | | | | | |
| 52 Fabio Castro, L | | | | | | | | | 0 0 0 0 0 0 0 | | | | | | | | |
| 4 Pete Laforest, L OBP: 0.441, SLG: 0.483 | | | | | | | | | 3 0 0 0 0 0 3 | | | | | | | | |
| Aaron Rowand, R OBP: 0.375, SLG: 0.512 | | | | | | | | | 1 0 0 0 0 0 0 | | | | | | | | |
| Michael Bourn, L OBP: 0.358, SLG: 0.391 | | | | | | | | | 3 0 0 0 0 0 3 | | | | | | | | |
| 19 Greg Dobbs, L OBP: 0.338, SLG: 0.474 | | | | | | | | | 4 0 1 0 0 1 3 | | | | | | | | |
| 28 Jayson Werth, R OBP: 0.418, SLG: 0.463 | | | | | | | | | 3 0 1 0 0 2 1 | | | | | | | | |
| 27 Chris Coste, R OBP: 0.333, SLG: 0.461 | | | | | | | | | 3 0 1 0 0 2 1 | | | | | | | | |
| 38 Kyle Kendrick, R OBP: 0.250, SLG: 0.171 | | | | | | | | | 0 0 0 0 0 0 0 | | | | | | | | |
| 46 John Lannetta, R OBP: 0.333, SLG: 0.320 | | | | | | | | | 0 0 0 0 0 0 0 | | | | | | | | |
| 55 Clay Condrey, R | | | | | | | | | 0 0 0 0 0 0 0 | | | | | | | | |
| Rod Barajas, R OBP: 0.305, SLG: 0.302 | | | | | | | | | 1 0 0 0 0 0 0 | | | | | | | | |
| 54 Francisco Del Rosario, R | | | | | | | | | 0 0 0 0 0 0 0 | | | | | | | | |
| Wes Helms, R OBP: 0.298, SLG: 0.309 | | | | | | | | | | | | | | | | | |

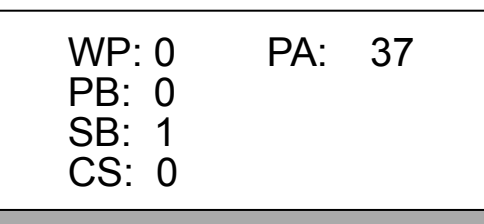
| Batter | 1 | 2 | 3 | 4 | 5 | 6 | 7 | 8 | 9 | AB | R | H | RBI | BB | SO | LOB | TOP | | | | | |
|---|---|---|---|--|---|---|---|--|-------------------------------|----------------------------------|------------------------------|----------------------------------|------------------------------|----------------------------------|-------------------------------|----------------------------------|---|---------------------------------|----------------------------------|------------------------------------|----------------------------------|--------|
| 18 Cory Sullivan, L OBP: 0.360, SLG: 0.425 | | | | | | | | | | 4 | 1 | 1 | 0 | 1 | 0 | 1 | Colorado Rockies @ Philadelphia Phillies Citizens Bank Park, Philadelphia, PA Thu Sep 13 2007, 7:05 PM EDT Att: 42,623 - Partly Cloudy - 75 F | | | | | |
| 2 Troy Tulowitzki, R OBP: 0.395, SLG: 0.478 | | | | | | | | | | 3 | 1 | 2 | 0 | 1 | 0 | 0 | | | | | | |
| 50 Jorge Julio, R | | | | | | | | | | 0 | 0 | 0 | 0 | 0 | 0 | 0 | | | | | | |
| 40 Brian Fuentes, L | | | | | | | | | | 0 | 0 | 0 | 0 | 0 | 0 | 0 | | | | | | |
| 21 Clint Barmes, R OBP: 0.222, SLG: 0.286 | | | | | | | | | | 1 | 0 | 0 | 0 | 0 | 1 | 0 | | | | | | |
| 5 Matt Holliday, R OBP: 0.396, SLG: 0.587 | | | | | | | | | | 3 | 1 | 0 | 0 | 1 | 1 | 4 | | | | | | |
| 10 Jeff Baker, R OBP: 0.291, SLG: 0.331 | | | | | | | | | | 0 | 0 | 0 | 0 | 0 | 0 | 0 | | | | | | |
| 17 Todd Helton, L OBP: 0.432, SLG: 0.481 | | | | | | | | | | 3 | 0 | 0 | 0 | 0 | 1 | 3 | | | | | | |
| 47 Joe Koshansky, L | | | | | | | | | | 0 | 0 | 0 | 0 | 0 | 0 | 0 | | | | | | |
| 27 Garrett Atkins, R OBP: 0.354, SLG: 0.471 | | | | | | | | | | 4 | 1 | 2 | 2 | 0 | 1 | 1 | | | | | | |
| 24 Ian Stewart, L OBP: 0.250, SLG: 0.429 | | | | | | | | | | 0 | 0 | 0 | 0 | 0 | 0 | 0 | | | | | | |
| 11 Brad Hawpe, L OBP: 0.377, SLG: 0.514 | | | | | | | | | | 3 | 0 | 0 | 0 | 0 | 3 | 2 | | | | | | |
| 51 Juan Morillo, R | | | | | | | | | | 0 | 0 | 0 | 0 | 0 | 0 | 0 | | | | | | |
| Jamey Carroll, R OBP: 0.310, SLG: 0.281 | | | | | | | | | | 1 | 0 | 0 | 0 | 0 | 0 | 0 | | | | | | |
| 20 Chris Iannetta, R OBP: 0.324, SLG: 0.339 | | | | | | | | | | 3 | 0 | 0 | 0 | 1 | 0 | 0 | | | | | | |
| 6 Omar Quintanilla, L OBP: 0.283, SLG: 0.298 | | | | | | | | | | 4 | 0 | 2 | 1 | 0 | 1 | 0 | | | | | | |
| 26 Jeff Francis, L OBP: 0.207, SLG: 0.229 | | | | | | | | | | 1 | 0 | 0 | 0 | 0 | 1 | 3 | | | | | | |
| 35 Taylor Buchholz, R OBP: 0.206, SLG: 0.150 | | | | | | | | | | 0 | 0 | 0 | 0 | 0 | 0 | 0 | | | | | | |
| 29 Dan Serafini, S | | | | | | | | | | 0 | 0 | 0 | 0 | 0 | 0 | 0 | | | | | | |
| 44 Ramon Ortiz, R OBP: 0.255, SLG: 0.454 | | | | | | | | | | 2 | 0 | 0 | 0 | 0 | 0 | 0 | | | | | | |
| 19 Ryan Spillane, R OBP: 0.255, SLG: 0.454 | | | | | | | | | | 0 | 0 | 0 | 0 | 0 | 0 | 0 | | | | | | |
| Inning Stats | R: 3 E: 0 K: 3 S: 23 | H: 3 LOB: 3 BB: 3 P: 44 | R: 0 E: 0 K: 0 S: 8 | H: 2 LOB: 1 BB: 0 P: 10 | R: 0 E: 0 K: 1 S: 8 | H: 0 LOB: 0 BB: 0 P: 11 | R: 0 E: 0 K: 0 S: 7 | H: 1 LOB: 2 BB: 1 P: 11 | R: 1 E: 0 K: 1 S: 11 | H: 1 LOB: 0 BB: 0 P: 17 | R: 0 E: 0 K: 1 S: 9 | H: 0 LOB: 1 BB: 0 P: 13 | R: 0 E: 0 K: 2 S: 9 | H: 0 LOB: 1 BB: 0 P: 15 | R: 0 E: 0 K: 0 S: 11 | H: 0 LOB: 0 BB: 0 P: 19 | R: 0 E: 0 K: 1 S: 7 | H: 0 LOB: 0 BB: 0 P: 8 | 1B: 6 2B: 0 3B: 0 HR: 1 | SF: 0 SAC: 1 DP: 1 HBP: 1 | WP: 0 PB: 0 SB: 0 CS: 0 | PA: 38 |
| PITCHER | IP WLS BF H R ER SO BB IBB HBP BLK WP HR S P ERA WHIP | 58 J.D. Durbin, R (1, 1) 1.0 11 5 3 3 3 3 0 0 0 0 0 0 28 50 27.00 8.000 | 56 Geoff Gentry, R (2, 1) 3.0 W 10 1 0 0 1 1 0 0 0 0 0 1 18 26 0.00 0.667 | 55 Clay Condrey, R (5, 1) 1.0 4 1 1 1 1 0 0 0 0 0 1 11 17 9.00 1.000 | 48 Kane Davis, R (6, 1) 1.0 3 0 0 0 1 0 0 0 0 0 0 9 13 0.00 0.000 | Antonio Alfonseca, R (7, 1) 0.2 3 0 0 0 1 0 0 1 0 0 0 6 11 0.00 0.000 | 16 J.C. Romero, L (7, 1) 1.1 4 0 0 0 1 0 0 0 0 0 0 7 8 0.00 0.000 | Jose Mesa, R (9, 1) 1.0 3 0 0 0 1 0 0 0 0 0 0 7 8 0.00 0.000 | | | | | | | | | | | | | | |

| Batter | 1 | 2 | 3 | 4 | 5 | 6 | 7 | 8 | 9 | AB | R | H | RBI | BB | SO | LOB | BOTTOM | | | |
|---|---|--|--|---|--|---|---|--|-------------------------------|----------------------------------|------------------------------|----------------------------------|-------------------------------|----------------------------------|-------------------------------|----------------------------------|---|------------------------------------|----------------------------------|--------|
| 11 Jimmy Rollins, S OBP: 0.347, SLG: 0.530 | | | | | | | | | | 6 | 1 | 3 | 0 | 0 | 0 | 0 | Colorado Rockies @ Philadelphia Phillies Citizens Bank Park, Philadelphia, PA Thu Sep 13 2007, 7:05 PM EDT Att: 42,623 - Partly Cloudy - 75 F | | | |
| 26 Chase Utley, L OBP: 0.416, SLG: 0.567 | | | | | | | | | | 4 | 3 | 1 | 2 | 1 | 1 | 3 | | | | |
| Pat Burrell, R OBP: 0.410, SLG: 0.525 | | | | | | | | | | 4 | 2 | 2 | 0 | 1 | 1 | 2 | | | | |
| Michael Bourn, L OBP: 0.355, SLG: 0.387 | | | | | | | | | | 1 | 1 | 0 | 0 | 0 | 0 | 2 | | | | |
| 6 Ryan Howard, L OBP: 0.379, SLG: 0.555 | | | | | | | | | | 3 | 2 | 1 | 0 | 2 | 1 | 2 | | | | |
| Aaron Rowand, R OBP: 0.377, SLG: 0.512 | | | | | | | | | | 4 | 2 | 2 | 2 | 1 | 0 | 3 | | | | |
| 28 Jayson Werth, R OBP: 0.426, SLG: 0.471 | | | | | | | | | | 3 | 1 | 2 | 3 | 1 | 0 | 0 | | | | |
| Wes Helms, R OBP: 0.300, SLG: 0.374 | | | | | | | | | | 2 | 0 | 1 | 2 | 0 | 0 | 0 | | | | |
| 19 Greg Dobbs, L OBP: 0.338, SLG: 0.472 | | | | | | | | | | 1 | 0 | 0 | 1 | 1 | 0 | 2 | | | | |
| Abraham Nunez, S OBP: 0.314, SLG: 0.289 | | | | | | | | | | 0 | 0 | 0 | 0 | 0 | 0 | 0 | | | | |
| 51 Carlos Ruiz, R OBP: 0.335, SLG: 0.407 | | | | | | | | | | 4 | 0 | 1 | 1 | 1 | 0 | 4 | | | | |
| 58 J.D. Durbin, R ERA: 4.88 | | | | | | | | | | 1 | 0 | 0 | 0 | 0 | 0 | 2 | | | | |
| 44 Ramon Ortiz, R ERA: 5.96 | | | | | | | | | | 1 | 0 | 0 | 0 | 0 | 1 | 1 | | | | |
| Inning Stats | R: 4 E: 0 K: 1 S: 23 | H: 4 LOB: 2 BB: 2 P: 41 | R: 0 E: 0 K: 0 S: 7 | H: 0 LOB: 2 BB: 1 P: 14 | R: 0 E: 0 K: 1 S: 11 | H: 1 LOB: 1 BB: 0 P: 15 | R: 4 E: 0 K: 0 S: 17 | H: 4 LOB: 2 BB: 2 P: 34 | R: 3 E: 0 K: 0 S: 19 | H: 2 LOB: 2 BB: 2 P: 31 | R: 0 E: 0 K: 0 S: 6 | H: 0 LOB: 0 BB: 0 P: 10 | R: 1 E: 0 K: 1 S: 10 | H: 1 LOB: 2 BB: 1 P: 19 | R: 0 E: 0 K: 1 S: 15 | H: 1 LOB: 2 BB: 1 P: 23 | 1B: 10 2B: 2 3B: 0 HR: 1 | SF: 1 SAC: 0 DP: 0 HBP: 2 | WP: 0 PB: 1 SB: 2 CS: 0 | PA: 48 |
| PITCHER | IP WLS BF H R ER SO BB IBB HBP BLK WP HR S P ERA WHIP | 26 Jeff Francis, L (1, 1) 3.1 23 8 8 8 2 3 1 0 0 0 0 12 25 18.00 3.000 | 35 Taylor Buchholz, R (4, 1) 1.0 7 2 2 2 0 1 1 0 0 0 0 0 1 5 ∞ ∞ | 29 Dan Serafini, L (5, 1) 0.0 1 0 0 0 0 0 0 0 1 0 0 0 1 5 ∞ ∞ | 44 Ramon Ortiz, R (5, 1) 0.2 4 1 1 1 0 0 0 1 0 0 0 0 11 14 13.50 1.500 | 51 Juan Morillo, R (6, 1) 1.0 3 0 0 0 0 0 0 0 0 0 0 6 10 0.00 0.000 | 50 Jorge Julio, R (7, 1) 1.0 5 1 0 0 1 1 0 0 0 0 0 0 15 23 0.00 2.000 | 40 Brian Fuentes, L (8, 1) 1.0 5 1 0 0 1 0 0 0 0 0 0 6 10 0.00 0.000 | | | | | | | | | | | | |

| Batter | 1 | 2 | 3 | 4 | 5 | 6 | 7 | 8 | 9 | 10 | AB | R | H | RBI | BB | SO | LOB | TOP | | | | | | | | | |
|--|------------------------------|---------------------------------|------------------------------|----------------------------------|-------------------------------|----------------------------------|------------------------------|----------------------------------|------------------------------|---------------------------------|-------------------------------|----------------------------------|------------------------------|----------------------------------|-------------------------------|----------------------------------|------------------------------|----------------------------------|-------------------------------|----------------------------------|----------------------------------|------------------------------------|-----------------|--|--|--|--|
| 11 Jimmy Rollins, S OBP: 0.346, SLG: 0.528 | G5-3 | | F7 | | | F7 | | 1B | | L4 | 5 | 0 | 1 | 0 | 0 | 0 | 2 | | | | | | | | | | |
| 26 Chase Utley, L OBP: 0.417, SLG: 0.571 | F8 | | | L8 | | | HR | G6-3 | | | 4 | 1 | 1 | 2 | 0 | 0 | 1 | | | | | | | | | | |
| Pat Burrell, R OBP: 0.469, SLG: 0.521 Michael Bourn, L OBP: 0.355, SLG: 0.387 | P4 | | | G3-1 | | | BB | | | | 3 | 0 | 0 | 0 | 1 | 1 | 0 | | | | | | | | | | |
| 6 Ryan Howard, L OBP: 0.377, SLG: 0.550 | | F9 | | F9 | | G4-3 | | | | | 4 | 0 | 0 | 0 | 0 | 1 | 1 | | | | | | | | | | |
| Aaron Rowand, R OBP: 0.376, SLG: 0.512 | | 2B | | | G5-3 | | | G6-3 | | | 4 | 0 | 1 | 0 | 0 | 1 | 0 | | | | | | | | | | |
| 28 Jayson Werth, R OBP: 0.427, SLG: 0.471 | | | F7 | | | | | G5-3 | | | 4 | 1 | 2 | 0 | 0 | 0 | 0 | | | | | | | | | | |
| 51 Carlos Ruiz, R OBP: 0.332, SLG: 0.403 | | | G6-4-3 | | | | | G5-3 | | | 3 | 0 | 0 | 0 | 0 | 0 | 2 | | | | | | | | | | |
| Abraham Nunez, S OBP: 0.318, SLG: 0.291 | | | | P4 | | | | | | | 2 | 1 | 1 | 0 | 1 | 0 | 0 | | | | | | | | | | |
| Jamie Moyer, L OBP: 0.159, SLG: 0.184 16 J.C. Romero, S 45 Tom Gordon, R 19 Greg Dobbs, L 39 Brett Myers, R | G4-3 | | | | | SH2-4 | | B5-4 | | | 2 | 0 | 0 | 0 | 0 | 0 | 1 | | | | | | | | | | |
| Inning Stats | R: 0 E: 0 K: 0 S: 6 | H: 0 LOB: 0 BB: 0 P: 8 | R: 0 E: 0 K: 0 S: 7 | H: 2 LOB: 1 BB: 0 P: 12 | R: 0 E: 0 K: 0 S: 14 | H: 0 LOB: 0 BB: 0 P: 20 | R: 0 E: 0 K: 0 S: 8 | H: 0 LOB: 0 BB: 0 P: 13 | R: 0 E: 0 K: 0 S: 6 | H: 0 LOB: 0 BB: 0 P: 8 | R: 2 E: 0 K: 0 S: 10 | H: 1 LOB: 1 BB: 2 P: 23 | R: 0 E: 0 K: 0 S: 8 | H: 0 LOB: 0 BB: 0 P: 12 | R: 0 E: 0 K: 0 S: 13 | H: 2 LOB: 1 BB: 0 P: 16 | R: 0 E: 0 K: 3 S: 9 | H: 0 LOB: 0 BB: 0 P: 12 | R: 1 E: 0 K: 0 S: 12 | H: 1 LOB: 1 BB: 0 P: 16 | 1B: 4 2B: 2 3B: 0 HR: 1 | SF: 1 SAC: 3 DP: 2 HBP: 0 | WP: 0 PA: 37 | | | | |
| PITCHER | IP | WLS | BF | H | R | ER | SO | BB | IBB | HBP | BLK | WP | HR | S | P | ERA | WHIP | | | | | | | | | | |
| Tom Glavine, L ERA: 3.88 | 7.2 | | 28 | 5 | 2 | 2 | 0 | 2 | 0 | 0 | 0 | 0 | 1 | 68 | 107 | 2.35 | 0.913 | | | | | | | | | | |
| 25 Pedro Feliciano, L ERA: 2.86 | 0.1 | | 1 | 0 | 0 | 0 | 0 | 0 | 0 | 0 | 0 | 0 | 0 | 4 | 5 | 0.00 | 0.000 | | | | | | | | | | |
| 13 Billy Wagner, L ERA: 2.38 | 1.0 | | 3 | 0 | 0 | 0 | 3 | 0 | 0 | 0 | 0 | 0 | 0 | 9 | 12 | 0.00 | 0.000 | | | | | | | | | | |
| Aaron Heilman, R ERA: 3.24 | 1.0 | L | 5 | 1 | 1 | 0 | 0 | 0 | 0 | 0 | 0 | 0 | 0 | 12 | 16 | 0.00 | 1.000 | | | | | | | | | | |

Philadelphia Phillies @ New York Mets
Shea Stadium, Flushing, NY
Fri Sep 14 2007, 7:10 PM EDT
Att: 53,730 - Cloudy - 72 F


AB 31
R 3
H 6
RBI 3
BB 2
SO 3
LOB 7



| Batter | 1 | 2 | 3 | 4 | 5 | 6 | 7 | 8 | 9 | 10 | AB | R | H | RBI | BB | SO | LOB | BOTTOM | | | | | | | | | |
|--|------------------------------|---------------------------------|------------------------------|---------------------------------|------------------------------|----------------------------------|-------------------------------|----------------------------------|------------------------------|---------------------------------|------------------------------|---------------------------------|------------------------------|----------------------------------|-------------------------------|----------------------------------|------------------------------|---------------------------------|-------------------------------|----------------------------------|----------------------------------|------------------------------------|-----------------|--|--|--|--|
| 7 José Reyes, S OBP: 0.362, SLG: 0.432 | F7 | | | | P3 | | | | | | 5 | 0 | 1 | 0 | 0 | 2 | 1 | | | | | | | | | | |
| 1 Luis Castillo, S OBP: 0.355, SLG: 0.348 | G6-3 | | | BB | | | | | | | 3 | 1 | 1 | 0 | 1 | 1 | 2 | | | | | | | | | | |
| 5 David Wright, R OBP: 0.412, SLG: 0.547 | HR | | | L8 | | | | G6-4-3 | | | 3 | 1 | 1 | 1 | 0 | 0 | 2 | | | | | | | | | | |
| 15 Carlos Beltrán, S OBP: 0.359, SLG: 0.529 | F7 | | | BB | | | | | | | 3 | 0 | 0 | 0 | 1 | 1 | 3 | | | | | | | | | | |
| 18 Moises Alou, R OBP: 0.351, SLG: 0.529 | | F9 | | | | | | | | | 4 | 0 | 1 | 1 | 0 | 0 | 0 | | | | | | | | | | |
| Jeff Conine, R OBP: 0.311, SLG: 0.384 Mike DiFelice, R OBP: 0.311, SLG: 0.350 | | | | G4-3 | | | | | | | 4 | 0 | 0 | 0 | 0 | 2 | 2 | | | | | | | | | | |
| Paul Lo Duca, R OBP: 0.311, SLG: 0.369 Aaron Heilman, R | | L9 | | | | | | | | | 4 | 0 | 0 | 0 | 0 | 1 | 0 | | | | | | | | | | |
| Lastings Milledge, R OBP: 0.349, SLG: 0.453 | | | L5 | | | | | | | | 3 | 0 | 1 | 0 | 0 | 0 | 0 | | | | | | | | | | |
| Tom Glavine, L OBP: 0.295, SLG: 0.241 25 Pedro Feliciano, L Carlos Gómez, R 13 Billy Wagner, L Shawn Green, L | G4-1 | | | | | | | | | | 2 | 0 | 0 | 0 | 0 | 0 | 1 | | | | | | | | | | |
| Inning Stats | R: 1 E: 0 K: 0 S: 7 | H: 1 LOB: 0 BB: 0 P: 8 | R: 0 E: 0 K: 1 S: 7 | H: 0 LOB: 0 BB: 0 P: 8 | R: 0 E: 0 K: 1 S: 8 | H: 0 LOB: 0 BB: 0 P: 13 | R: 1 E: 0 K: 0 S: 13 | H: 1 LOB: 1 BB: 2 P: 21 | R: 0 E: 0 K: 0 S: 7 | H: 1 LOB: 1 BB: 0 P: 8 | R: 0 E: 0 K: 0 S: 5 | H: 0 LOB: 0 BB: 0 P: 8 | R: 0 E: 0 K: 2 S: 6 | H: 0 LOB: 0 BB: 0 P: 10 | R: 0 E: 0 K: 2 S: 13 | H: 1 LOB: 3 BB: 0 P: 19 | R: 0 E: 0 K: 2 S: 7 | H: 0 LOB: 0 BB: 0 P: 9 | R: 0 E: 0 K: 2 S: 10 | H: 0 LOB: 0 BB: 0 P: 13 | 1B: 3 2B: 1 3B: 0 HR: 1 | SF: 0 SAC: 0 DP: 2 HBP: 2 | WP: 0 PA: 37 | | | | |
| PITCHER | IP | WLS | BF | H | R | ER | SO | BB | IBB | HBP | BLK | WP | HR | S | P | ERA | WHIP | | | | | | | | | | |
| Jamie Moyer, L ERA: 5.12 | 7.0 | | 25 | 4 | 2 | 2 | 2 | 2 | 0 | 0 | 0 | 0 | 0 | 53 | 76 | 2.57 | 0.857 | | | | | | | | | | |
| 16 J.C. Romero, L ERA: 2.31 | 0.2 | | 4 | 1 | 0 | 0 | 1 | 0 | 0 | 0 | 0 | 0 | 0 | 9 | 12 | 0.00 | 1.500 | | | | | | | | | | |
| 45 Tom Gordon, R ERA: 5.76 | 1.1 | W | 5 | 0 | 0 | 0 | 3 | 0 | 0 | 1 | 0 | 0 | 0 | 11 | 16 | 0.00 | 0.000 | | | | | | | | | | |
| 39 Brett Myers, R ERA: 4.74 | 1.0 | S | 3 | 0 | 0 | 0 | 2 | 0 | 0 | 0 | 0 | 0 | 0 | 10 | 13 | 0.00 | 0.000 | | | | | | | | | | |

Philadelphia Phillies @ New York Mets
Shea Stadium, Flushing, NY
Fri Sep 14 2007, 7:10 PM EDT
Att: 53,730 - Cloudy - 72 F

AB 33
R 2
H 5
RBI 2
BB 2
SO 8
LOB 12



| Batter | 1 | 2 | 3 | 4 | 5 | 6 | 7 | 8 | 9 | AB | R | H | RBI | BB | SO | LOB | TOP |
|---|---|----------------------------------|-------------------------------|----------------------------------|-------------------------------|----------------------------------|-------------------------------|---------------------------------|------------------------------|----------------------------------|-------------------------------|----------------------------------|-------------------------------|----------------------------------|----------------------------------|------------------------------------|---|
| 11 Jimmy Rollins, S OBP: 0.346, SLG: 0.530 | | | | | | | | | | 5 | 0 | 2 | 2 | 0 | 1 | 2 | Philadelphia Phillies @ New York Mets Shea Stadium, Flushing, NY Sat Sep 15 2007, 1:10 PM EDT Att: 55,477 - Partly Cloudy - 67 F |
| 26 Chase Utley, L OBP: 0.415, SLG: 0.567 | | | | | | | | | | 5 | 1 | 1 | 0 | 0 | 3 | 5 | |
| Pat Burrell, R Michael Bourn, L OBP: 0.406, SLG: 0.516 OBP: 0.352, SLG: 0.384 | | | | | | | | | | 4 | 0 | 0 | 0 | 0 | 2 | 2 | |
| 6 Ryan Howard, L OBP: 0.377, SLG: 0.551 | | | | | | | | | | 5 | 0 | 2 | 0 | 0 | 1 | 1 | |
| Aaron Rowand, R OBP: 0.378, SLG: 0.520 | | | | | | | | | | 5 | 1 | 3 | 2 | 0 | 1 | 1 | |
| 19 Greg Dobbs, L Wes Helms, R Chris Roberson, S Abraham Nunez, S OBP: 0.333, SLG: 0.467 OBP: 0.302, SLG: 0.374 OBP: 0.321, SLG: 0.296 OBP: 0.321, SLG: 0.291 | | | | | | | | | 3 | 0 | 0 | 0 | 0 | 0 | 2 | 3 | |
| 28 Jayson Werth, R OBP: 0.421, SLG: 0.463 | | | | | | | | | | 4 | 0 | 0 | 0 | 0 | 3 | 3 | |
| 27 Chris Coste, R OBP: 0.331, SLG: 0.454 | | | | | | | | | | 4 | 0 | 1 | 0 | 0 | 0 | 3 | |
| Kyle Lohse, R 48 Kane Davis, R Tadahito Iguchi, R Antonio Alfonseca, R 4 Pete Laforest, L 16 J.C. Romero, S 45 Tom Gordon, R 39 Brett Myers, R OBP: 0.380, SLG: 0.449 OBP: 0.348, SLG: 0.449 OBP: 0.326, SLG: 0.444 OBP: 0.348, SLG: 0.444 OBP: 0.348, SLG: 0.444 OBP: 0.348, SLG: 0.444 OBP: 0.348, SLG: 0.444 | | | | | | | | | 1 | 0 | 1 | 0 | 0 | 0 | 0 | 0 | |
| Inning Stats | R: 1 E: 0 K: 3 S: 16 | H: 3 LOB: 2 BB: 0 P: 25 | R: 0 E: 0 K: 2 S: 15 | H: 2 LOB: 2 BB: 0 P: 20 | R: 0 E: 0 K: 1 S: 10 | H: 0 LOB: 0 BB: 0 P: 15 | R: 0 E: 0 K: 2 S: 13 | H: 1 LOB: 1 BB: 0 P: 9 | R: 0 E: 0 K: 3 S: 8 | H: 1 LOB: 1 BB: 0 P: 21 | R: 3 E: 0 K: 1 S: 17 | H: 2 LOB: 2 BB: 2 P: 27 | R: 0 E: 0 K: 1 S: 15 | H: 1 LOB: 2 BB: 1 P: 23 | 1B: 6 2B: 3 3B: 1 HR: 1 | SF: 0 SAC: 1 DP: 0 HBP: 1 | |
| PITCHER | IP WLS BF H R ER SO BB IBB HBP BLK WP HR S P ERA WHIP | | | | | | | | | | | | | | | | |
| 45 Pedro Martinez, R ERA: 1.69 | 6.0 | 26 | 7 | 1 | 1 | 9 | 0 | 0 | 1 | 0 | 0 | 0 | 68 | 98 | 1.50 | 1.167 | |
| 25 Pedro Feliciano, L ERA: 2.97 | 1.0 | 6 | 2 | 2 | 1 | 3 | 0 | 0 | 0 | 0 | 0 | 1 | 16 | 23 | 9.00 | 2.000 | |
| Jorge Sosa, R ERA: 4.3 | 0.2 | 5 | 1 | 2 | 2 | 0 | 2 | 0 | 0 | 0 | 0 | 0 | 12 | 22 | 27.00 | 4.500 | |
| Scott Schoeneweis, L ERA: 5.02 | 0.2 | 3 | 1 | 0 | 0 | 2 | 0 | 0 | 0 | 0 | 0 | 0 | 9 | 11 | 0.00 | 1.500 | |
| 59 Guillermo Mota, R ERA: 5.71 | 0.2 | 3 | 0 | 0 | 0 | 0 | 1 | 0 | 0 | 0 | 1 | 0 | 9 | 15 | 0.00 | 1.500 | |

AB 38
R 5
H 11
RBI 4
BB 3
SO 14
LOB 20



| Batter | 1 | 2 | 3 | 4 | 5 | 6 | 7 | 8 | 9 | AB | R | H | RBI | BB | SO | LOB | BOTTOM |
|---|---|----------------------------------|-------------------------------|----------------------------------|-------------------------------|----------------------------------|-------------------------------|----------------------------------|-------------------------------|----------------------------------|------------------------------|----------------------------------|------------------------------|----------------------------------|----------------------------------|------------------------------------|---|
| 7 José Reyes, S OBP: 0.364, SLG: 0.432 | | | | | | | | | | 3 | 0 | 1 | 0 | 2 | 0 | 3 | Philadelphia Phillies @ New York Mets Shea Stadium, Flushing, NY Sat Sep 15 2007, 1:10 PM EDT Att: 55,477 - Partly Cloudy - 67 F |
| 1 Luis Castillo, S OBP: 0.360, SLG: 0.350 | | | | | | | | | | 3 | 1 | 2 | 0 | 2 | 0 | 1 | |
| 5 David Wright, R OBP: 0.411, SLG: 0.544 | | | | | | | | | | 5 | 0 | 1 | 0 | 0 | 2 | 4 | |
| 15 Carlos Beltrán, S OBP: 0.359, SLG: 0.529 | | | | | | | | | | 5 | 1 | 2 | 1 | 0 | 0 | 3 | |
| 18 Moises Alou, R OBP: 0.380, SLG: 0.524 | | | | | | | | | | 4 | 1 | 1 | 0 | 0 | 0 | 2 | |
| Shawn Green, L OBP: 0.336, SLG: 0.414 | | | | | | | | | | 0 | 0 | 0 | 0 | 3 | 0 | 0 | |
| Carlos Gómez, R OBP: 0.295, SLG: 0.324 | | | | | | | | | | 1 | 0 | 0 | 0 | 0 | 0 | 0 | |
| Jeff Conine, R OBP: 0.311, SLG: 0.384 | | | | | | | | | | 0 | 0 | 0 | 0 | 0 | 0 | 0 | |
| Paul Lo Duca, R OBP: 0.310, SLG: 0.368 | | | | | | | | | | 4 | 0 | 1 | 1 | 0 | 0 | 5 | |
| Lastings Milledge, R OBP: 0.346, SLG: 0.444 | | | | | | | | | | 3 | 0 | 0 | 1 | 0 | 1 | 2 | |
| 45 Pedro Martinez, R Ruben Cedeno, S 25 Pedro Feliciano, L Jorge Sosa, R Scott Schoeneweis, L 59 Guillermo Mota, R 9 Marlon Anderson, L OBP: 0.367, SLG: 0.530 OBP: 0.295, SLG: 0.444 OBP: 0.348, SLG: 0.444 OBP: 0.348, SLG: 0.444 OBP: 0.348, SLG: 0.444 OBP: 0.348, SLG: 0.444 OBP: 0.348, SLG: 0.444 | | | | | | | | | | 2 | 0 | 0 | 0 | 0 | 2 | 3 | |
| Inning Stats | R: 0 E: 0 K: 0 S: 7 | H: 0 LOB: 1 BB: 1 P: 15 | R: 1 E: 0 K: 1 S: 10 | H: 2 LOB: 3 BB: 1 P: 18 | R: 2 E: 0 K: 1 S: 19 | H: 3 LOB: 2 BB: 1 P: 32 | R: 0 E: 0 K: 1 S: 13 | H: 1 LOB: 0 BB: 0 P: 19 | R: 0 E: 0 K: 0 S: 14 | H: 0 LOB: 1 BB: 3 P: 24 | R: 0 E: 0 K: 0 S: 7 | H: 0 LOB: 0 BB: 0 P: 15 | R: 0 E: 0 K: 1 S: 9 | H: 0 LOB: 0 BB: 0 P: 15 | 1B: 7 2B: 2 3B: 0 HR: 0 | SF: 0 SAC: 0 DP: 1 HBP: 1 | WP: 0 PA: 41 SB: 6 CS: 3 |
| PITCHER | IP WLS BF H R ER SO BB IBB HBP BLK WP HR S P ERA WHIP | | | | | | | | | | | | | | | | |
| 39 Brett Myers, R ERA: 4.66 | 1.0 | 5 | 1 | 0 | 0 | 2 | 1 | 0 | 0 | 0 | 0 | 0 | 14 | 24 | 0.00 | 3.000 | |
| Antonio Alfonseca, R ERA: 4.96 | 1.0 | 3 | 0 | 0 | 0 | 0 | 0 | 0 | 0 | 0 | 0 | 7 | 15 | 0.00 | 0.000 | | |
| 16 J.C. Romero, L ERA: 2.3 | 0.1 | 1 | 0 | 0 | 0 | 0 | 0 | 0 | 0 | 0 | 0 | 3 | 6 | 0.00 | 0.000 | | |
| 45 Tom Gordon, R ERA: 5.64 | 0.2 | 2 | 0 | 0 | 0 | 1 | 0 | 0 | 0 | 0 | 0 | 6 | 9 | 0.00 | 0.000 | | |

AB 31
R 3
H 8
RBI 3
BB 8
SO 6
LOB 23



| Batter | 1 | 2 | 3 | 4 | 5 | 6 | 7 | 8 | 9 | AB | R | H | RBI | BB | SO | LOB | TOP | | | | |
|---|---|---|---|---|---|---|---|---|---|---|---|---|---|---|---|---|---|---|---|---|---|
| 11 Jimmy Rollins, S OBP: 0.346, SLG: 0.529 | | | | | | | | | | 5 | 1 | 1 | 1 | 1 | 1 | 1 | | | | | |
| 26 Chase Utley, L OBP: 0.414, SLG: 0.565 | | | | | | | | | | 5 | 0 | 1 | 1 | 1 | 1 | 5 | | | | | |
| Pat Burrell, R OBP: 0.406, SLG: 0.514 Michael Bourn, L OBP: 0.349, SLG: 0.381 | | | | | | | | | | 4 | 2 | 1 | 0 | 1 | 1 | 3 | | | | | |
| 6 Ryan Howard, L OBP: 0.376, SLG: 0.546 | | | | | | | | | | 4 | 1 | 0 | 0 | 2 | 2 | 3 | | | | | |
| Aaron Rowand, R OBP: 0.379, SLG: 0.518 | | | | | | | | | | 4 | 2 | 1 | 0 | 1 | 0 | 4 | | | | | |
| 28 Jayson Werth, R OBP: 0.424, SLG: 0.458 | | | | | | | | | | 2 | 2 | 0 | 1 | 3 | 1 | 4 | | | | | |
| Wes Helms, R OBP: 0.302, SLG: 0.375 19 Greg Dobbs, L OBP: 0.335, SLG: 0.479 Abraham Nunez, S OBP: 0.320, SLG: 0.290 | | | | | | | | | | 2 | 0 | 1 | 1 | 0 | 1 | 1 | | | | | |
| 51 Carlos Ruiz, R OBP: 0.333, SLG: 0.401 | | | | | | | | | 4 | 1 | 1 | 0 | 1 | 1 | 2 | | | | | | |
| 23 Adam Eaton, R OBP: 0.288, SLG: 0.389 56 Geoff Geary, R 16 J.C. Romero, S Tadahito Iguchi, R 45 Tom Gordon, R 39 Brett Myers, R | | | | | | | | | 2 | 2 | 0 | 0 | 0 | 1 | 1 | 5 | | | | | |
| Inning Stats | R: 0 E: 0 K: 3 S: 11 | H: 0 LOB: 1 BB: 1 P: 19 | R: 2 E: 1 K: 1 S: 15 | H: 2 LOB: 2 BB: 1 P: 26 | R: 1 E: 0 K: 0 S: 10 | H: 1 LOB: 3 BB: 3 P: 28 | R: 1 E: 1 K: 1 S: 10 | H: 1 LOB: 1 BB: 0 P: 16 | R: 1 E: 0 K: 1 S: 20 | H: 2 LOB: 2 BB: 1 P: 33 | R: 5 E: 1 K: 1 S: 16 | H: 1 LOB: 0 BB: 3 P: 33 | R: 0 E: 0 K: 1 S: 14 | H: 0 LOB: 2 BB: 2 P: 26 | R: 0 E: 0 K: 2 S: 10 | H: 0 LOB: 0 BB: 0 P: 11 | 1B: 4 2B: 2 3B: 0 HR: 1 | SF: 1 SAC: 0 DP: 0 HBP: 1 | WP: 0 PB: 0 SB: 1 CS: 0 | PA: 50 | |
| PITCHER | IP WLS BF H R ER SO BB IBB HBP BLK WP HR S P ERA WHIP | IP WLS BF H R ER SO BB IBB HBP BLK WP HR S P ERA WHIP | IP WLS BF H R ER SO BB IBB HBP BLK WP HR S P ERA WHIP | IP WLS BF H R ER SO BB IBB HBP BLK WP HR S P ERA WHIP | IP WLS BF H R ER SO BB IBB HBP BLK WP HR S P ERA WHIP | IP WLS BF H R ER SO BB IBB HBP BLK WP HR S P ERA WHIP | IP WLS BF H R ER SO BB IBB HBP BLK WP HR S P ERA WHIP | IP WLS BF H R ER SO BB IBB HBP BLK WP HR S P ERA WHIP | IP WLS BF H R ER SO BB IBB HBP BLK WP HR S P ERA WHIP | IP WLS BF H R ER SO BB IBB HBP BLK WP HR S P ERA WHIP | IP WLS BF H R ER SO BB IBB HBP BLK WP HR S P ERA WHIP | IP WLS BF H R ER SO BB IBB HBP BLK WP HR S P ERA WHIP | IP WLS BF H R ER SO BB IBB HBP BLK WP HR S P ERA WHIP | IP WLS BF H R ER SO BB IBB HBP BLK WP HR S P ERA WHIP | IP WLS BF H R ER SO BB IBB HBP BLK WP HR S P ERA WHIP | IP WLS BF H R ER SO BB IBB HBP BLK WP HR S P ERA WHIP | IP WLS BF H R ER SO BB IBB HBP BLK WP HR S P ERA WHIP | IP WLS BF H R ER SO BB IBB HBP BLK WP HR S P ERA WHIP | IP WLS BF H R ER SO BB IBB HBP BLK WP HR S P ERA WHIP | IP WLS BF H R ER SO BB IBB HBP BLK WP HR S P ERA WHIP | IP WLS BF H R ER SO BB IBB HBP BLK WP HR S P ERA WHIP |

Philadelphia Phillies @ New York Mets
Shea Stadium, Flushing, NY
Sun Sep 16 2007, 1:10 PM EDT
Att: 52,779 - Partly Cloudy - 64 F

AB 37
R 10
H 7
RBI 8
BB 11
SO 10
LOB 31



| Batter | 1 | 2 | 3 | 4 | 5 | 6 | 7 | 8 | 9 | AB | R | H | RBI | BB | SO | LOB | BOTTOM | | | | | |
|--|---|---|---|---|---|---|---|---|---|---|---|---|---|---|---|---|---|---|---|---|---|---|
| 7 José Reyes, S OBP: 0.364, SLG: 0.430 | | | | | | | | | | 4 | 1 | 1 | 0 | 1 | 0 | 1 | | | | | | |
| 1 Luis Castillo, S OBP: 0.358, SLG: 0.348 | | | | | | | | | | 5 | 1 | 1 | 1 | 0 | 0 | 2 | | | | | | |
| 5 David Wright, R OBP: 0.411, SLG: 0.547 | | | | | | | | | | 4 | 1 | 1 | 1 | 1 | 0 | 4 | | | | | | |
| 15 Carlos Beltrán, S OBP: 0.360, SLG: 0.535 | | | | | | | | | | 4 | 2 | 2 | 3 | 0 | 1 | 0 | | | | | | |
| 18 Moises Alou, R OBP: 0.385, SLG: 0.528 | | | | | | | | | | 4 | 0 | 3 | 0 | 0 | 0 | 0 | | | | | | |
| Shawn Green, L OBP: 0.288, SLG: 0.411 56 Geoff Geary, R Joe Smith, R Ruben Gotay, S 25 Pedro Feliciano, L Aaron Heilman, R | | | | | | | | | | 3 | 0 | 0 | 0 | 0 | 0 | 3 | | | | | | |
| Paul Lo Duca, R OBP: 0.308, SLG: 0.365 | | | | | | | | | | 3 | 0 | 0 | 1 | 0 | 0 | 0 | | | | | | |
| Endy Chavez, L OBP: 0.303, SLG: 0.359 | | | | | | | | | | 4 | 1 | 1 | 0 | 0 | 1 | 1 | | | | | | |
| Oliver Pérez, L OBP: 0.154, SLG: 0.154 Scott Schoeneweis, L David Newhan, L 59 Guillermo Mota, R Jorge Sosa, R Jeff Contino, R | | | | | | | | | | 0 | 0 | 0 | 0 | 0 | 0 | 0 | | | | | | |
| Inning Stats | R: 0 E: 0 K: 0 S: 7 | H: 0 LOB: 0 BB: 0 P: 14 | R: 0 E: 0 K: 0 S: 7 | H: 0 LOB: 0 BB: 0 P: 12 | R: 1 E: 1 K: 0 S: 10 | H: 1 LOB: 1 BB: 1 P: 15 | R: 1 E: 0 K: 0 S: 13 | H: 2 LOB: 1 BB: 0 P: 20 | R: 3 E: 1 K: 1 S: 22 | H: 4 LOB: 1 BB: 0 P: 30 | R: 0 E: 0 K: 0 S: 15 | H: 0 LOB: 1 BB: 0 P: 19 | R: 1 E: 0 K: 1 S: 18 | H: 2 LOB: 1 BB: 0 P: 24 | R: 0 E: 0 K: 1 S: 9 | H: 0 LOB: 0 BB: 0 P: 16 | R: 0 E: 0 K: 0 S: 11 | H: 0 LOB: 0 BB: 0 P: 17 | 1B: 7 2B: 0 3B: 0 HR: 2 | SF: 1 SAC: 1 DP: 0 HBP: 0 | WP: 0 PB: 0 SB: 0 CS: 1 | PA: 40 |
| PITCHER | IP WLS BF H R ER SO BB IBB HBP BLK WP HR S P ERA WHIP | IP WLS BF H R ER SO BB IBB HBP BLK WP HR S P ERA WHIP | IP WLS BF H R ER SO BB IBB HBP BLK WP HR S P ERA WHIP | IP WLS BF H R ER SO BB IBB HBP BLK WP HR S P ERA WHIP | IP WLS BF H R ER SO BB IBB HBP BLK WP HR S P ERA WHIP | IP WLS BF H R ER SO BB IBB HBP BLK WP HR S P ERA WHIP | IP WLS BF H R ER SO BB IBB HBP BLK WP HR S P ERA WHIP | IP WLS BF H R ER SO BB IBB HBP BLK WP HR S P ERA WHIP | IP WLS BF H R ER SO BB IBB HBP BLK WP HR S P ERA WHIP | IP WLS BF H R ER SO BB IBB HBP BLK WP HR S P ERA WHIP | IP WLS BF H R ER SO BB IBB HBP BLK WP HR S P ERA WHIP | IP WLS BF H R ER SO BB IBB HBP BLK WP HR S P ERA WHIP | IP WLS BF H R ER SO BB IBB HBP BLK WP HR S P ERA WHIP | IP WLS BF H R ER SO BB IBB HBP BLK WP HR S P ERA WHIP | IP WLS BF H R ER SO BB IBB HBP BLK WP HR S P ERA WHIP | IP WLS BF H R ER SO BB IBB HBP BLK WP HR S P ERA WHIP | IP WLS BF H R ER SO BB IBB HBP BLK WP HR S P ERA WHIP | IP WLS BF H R ER SO BB IBB HBP BLK WP HR S P ERA WHIP | IP WLS BF H R ER SO BB IBB HBP BLK WP HR S P ERA WHIP | IP WLS BF H R ER SO BB IBB HBP BLK WP HR S P ERA WHIP | IP WLS BF H R ER SO BB IBB HBP BLK WP HR S P ERA WHIP | IP WLS BF H R ER SO BB IBB HBP BLK WP HR S P ERA WHIP |

Philadelphia Phillies @ New York Mets
Shea Stadium, Flushing, NY
Sun Sep 16 2007, 1:10 PM EDT
Att: 52,779 - Partly Cloudy - 64 F

AB 35
R 6
H 9
RBI 6
BB 2
SO 3
LOB 13



| Batter | 1 | 2 | 3 | 4 | 5 | 6 | 7 | 8 | 9 | AB | R | H | RBI | BB | SO | LOB | TOP | | | | | | | | | | | | | | | | | | |
|---|------------------------------|----------------------------------|--|---|--|--|---|---|--|----------------------------------|-------------------------------|----------------------------------|-------------------------------|----------------------------------|-------------------------------|----------------------------------|-------------------------------|--|----------------------------------|------------------------------------|----------------------------------|--------|---|----|----|----|-----|-----|-----|----|----|----|------|-------|-------|
| 11 Jimmy Rollins, S (1,6) C FA 89 X FA 89 0-1 F8 | | | C SL 80 D CH 83 B FA 88 B CH 82 B FA 90 4-2 26 2B BB | C FA 93 D CH 87 B FA 93 X FA 93 3-1 2H HR | | C FA 92 X CH 79 0-1 6 HR 1B | B SL 78 B FA 89 B SL 78 B FA 88 X FA 88 3-2 L7 | | C FA 87 B FA 86 B FA 86 X FA 86 2-2 L3 | | 4 | 2 | 3 | 1 | 0 | 1 | | | | | | | | | | | | | | | | | | | |
| 26 Chase Utley, L (1,4) B FA 90 C FA 90 B FA 89 F FA 89 X FA 90 2-2 L7 | | | 1 SAFE PO 86 1 SAFE C FA 88 C FA 88 X FA 89 2-1 2B | C FA 92 X FA 93 0-1 F8 | | B FA 92 B FA 93 X FA 93 2-0 F8 | | C FA 87 B FA 86 B FA 86 X FA 86 2-2 L3 | | 5 | 0 | 1 | 0 | 0 | 0 | 2 | | | | | | | | | | | | | | | | | | | |
| Pat Burrell, R (1,7) B FA 89 C SL 82 B FA 81 B FA 89 X FA 90 3-2 G5-3 | | | X 0-0 P3 | | B FA 93 B FA 94 B FA 94 B FA 94 4-0 19 1B BB | | D FA 92 B CH 79 B FA 90 4-0 6 HR BB | | C SL 82 C FA 89 B FA 84 S 1-3 K | | 2 | 2 | 0 | 0 | 2 | 0 | 2 | | | | | | | | | | | | | | | | | | |
| Michael Bourn, L (7,7) B FA 89 C SL 82 B FA 81 B FA 89 X FA 90 3-2 G5-3 | | | | | B FA 93 B FA 94 B FA 94 B FA 94 4-0 28 1B BB | | D FA 92 B CH 79 B FA 90 4-0 6 HR BB | | C SL 82 C FA 89 B FA 84 S 1-3 K | | 1 | 0 | 0 | 0 | 0 | 1 | 0 | | | | | | | | | | | | | | | | | | |
| 6 Ryan Howard, L (1,3) X FA 90 0-0 HR | | | C FA 89 B FA 89 B FA 90 4-1 HR BB | | C FA 91 X FA 90 0-1 F7 | | C FA 92 X CH 79 X FA 93 1-2 HR | | F FA 84 B FA 80 B FA 87 S FA 88 2-3 K | | 4 | 3 | 2 | 5 | 1 | 1 | 1 | | | | | | | | | | | | | | | | | | |
| Aaron Rowand, R (1,8) X FA 90 0-0 19 G6-4-3 1B | | | C CU 79 B FA 89 X FA 88 2-0 HR BB | | C SL 79 B FA 91 F FA 91 F SL 84 B FA 91 S SL 85 2-3 K | | B FA 89 F CH 75 B CH 75 S SL 80 1-3 K | | B FA 92 B FA 91 C FA 92 X SL 81 2-2 HR | | 5 | 2 | 3 | 3 | 0 | 2 | 1 | | | | | | | | | | | | | | | | | | |
| 19 Greg Dobbs, L (1,5) ABP: 0.334, SLG: 0.476 Abraham Nunez, S (7,5) ABP: 0.318, SLG: 0.289 X FA 90 0-0 G6-4-3 | | | C SL 82 F FA 90 B SL 80 C FA 89 1-3 K | | B SL 83 X FA 90 1-0 28 1B | | F FA 91 F FA 92 F FA 92 X 1-2 F8 | | B FC 90 B FC 91 S SL 89 S SL 89 X SL 89 2-2 G4-3 | | 4 | 0 | 1 | 0 | 0 | 1 | 1 | | | | | | | | | | | | | | | | | | |
| 28 Jayson Werth, R (1,9) B SL 82 C CU 90 S FA 89 X FA 89 1-2 G4-3 | | | B SL 82 B SL 80 B FA 89 B FA 88 4-1 51 HR BB | | C CU 78 F FA 92 X SL 83 0-2 1B | | B FA 90 B FA 91 B FA 90 B FA 90 4-0 51 2B 8 SF7 BB | | B FA 92 F FA 90 F FA 90 X CU 80 1-2 F9 | | 3 | 2 | 1 | 1 | 2 | 0 | 0 | | | | | | | | | | | | | | | | | | |
| 51 Carlos Ruiz, R (1,2) ABP: 0.332, SLG: 0.401 X FA 90 0-1 L1 | | | C SL 80 X FA 89 0-1 L1 | | B SL 82 X FA 92 2-0 FC6 38 SH2-4 11 HR BB | | B FA 90 B FA 90 B FA 90 X FA 91 3-2 G6-3 | | D CH 77 X FA 90 1-0 F9 | | 5 | 1 | 1 | 0 | 0 | 0 | 1 | | | | | | | | | | | | | | | | | | |
| 38 Kyle Kendrick, R (1,1) ABP: 0.302, SLG: 0.157 8 Shane Bieber, S (7,PH) ABP: 0.301, SLG: 0.228 55 Clay Condrey, R (7,1) Jose Mesa, R (7,1) Antonio Alfonseca, R (8,1) 48 Kane Davis, R (8,1) 52 Fabio Castro, L (8,1) 54 Francisco Del Rosario, R (8,1) C FA 89 F SL 86 X FA 88 X SL 80 1-2 G6-3 | | | C FA 89 F SL 86 X FA 88 X SL 80 1-2 G6-3 | | X FA 91 0-0 SH2-4 | | B FA 90 B FA 91 B FA 90 B FA 90 4-1 26 F8 6 HR BB | | C CU 76 X CU 76 0-2 SF7 | | 1 | 1 | 0 | 0 | 1 | 0 | 0 | | | | | | | | | | | | | | | | | | |
| Inning Stats | R: 0 E: 0 K: 0 S: 8 | H: 0 LOB: 0 BB: 0 P: 13 | R: 1 E: 0 K: 0 S: 6 | H: 2 LOB: 0 BB: 7 P: 7 | R: 0 E: 0 K: 0 S: 13 | H: 1 LOB: 2 BB: 1 P: 18 | R: 5 E: 1 K: 1 S: 12 | H: 2 LOB: 0 BB: 2 P: 28 | R: 1 E: 0 K: 1 S: 10 | H: 2 LOB: 2 BB: 1 P: 17 | R: 4 E: 0 K: 1 S: 14 | H: 2 LOB: 1 BB: 2 P: 29 | R: 1 E: 0 K: 0 S: 12 | H: 1 LOB: 1 BB: 1 P: 21 | R: 0 E: 0 K: 2 S: 10 | H: 0 LOB: 0 BB: 0 P: 15 | R: 1 E: 0 K: 0 S: 10 | H: 1 LOB: 0 BB: 0 P: 16 | 1B: 4 2B: 2 3B: 0 HR: 5 | SF: 1 SAC: 1 DP: 1 HBP: 0 | WP: 0 PB: 0 SB: 0 CS: 0 | PA: 44 | | | | | | | | | | | | | |
| PITCHER | IP | WLS | BF | H | R | ER | SO | BB | IBB | HBP | BLK | WP | HR | S | P | ERA | WHIP | PITCHER | IP | WLS | BF | H | R | ER | SO | BB | IBB | HBP | BLK | WP | HR | S | P | ERA | WHIP |
| 48 Brad Thompson, R (1,1) ERA: 5.14 | 3.1 | L | 16 | 4 | 4 | 3 | 1 | 3 | 0 | 0 | 0 | 0 | 2 | 33 | 55 | 8.10 | 2.100 | Mike Maroth, L (8,1) ERA: 6.81 | 1.0 | | 3 | 0 | 0 | 0 | 2 | 0 | 0 | 0 | 0 | 0 | 10 | 15 | 0.00 | 0.000 | |
| Andy Cavazos, R (4,1) ERA: 8.35 | 0.2 | | 5 | 1 | 3 | 1 | 0 | 1 | 0 | 0 | 0 | 0 | 1 | 6 | 15 | 13.50 | 3.000 | 44 Jason Istringhausen, R (8,1) ERA: 2.25 | 1.0 | | 4 | 1 | 1 | 1 | 0 | 0 | 0 | 0 | 0 | 0 | 1 | 10 | 16 | 9.00 | 1.000 |
| 34 Randy Flores, L (5,1) ERA: 4.56 | 1.0 | | 4 | 2 | 0 | 0 | 1 | 0 | 0 | 0 | 0 | 0 | 0 | 10 | 13 | 0.00 | 2.000 | | | | | | | | | | | | | | | | | | |
| 23 Anthony Reyes, R (6,1) ERA: 6.04 | 1.1 | | 10 | 3 | 5 | 5 | 1 | 3 | 0 | 0 | 0 | 0 | 1 | 20 | 41 | 33.75 | 4.500 | | | | | | | | | | | | | | | | | | |
| 19 Tyler Johnson, L (7,1) ERA: 3.53 | 0.2 | | 2 | 0 | 0 | 0 | 0 | 0 | 0 | 0 | 0 | 0 | 0 | 6 | 9 | 0.00 | 0.000 | | | | | | | | | | | | | | | | | | |


Philadelphia Phillies @ St. Louis Cardinals
 Busch Stadium, St. Louis, MO
 Mon Sep 17 2007, 7:10 PM CDT
 Att: 42,031 - Clear - 82 F

| | |
|-----|----|
| AB | 35 |
| R | 13 |
| H | 11 |
| RBI | 13 |
| BB | 7 |
| SO | 5 |
| LOB | 9 |



Philadelphia Phillies @ St. Louis Cardinals
 Busch Stadium, St. Louis, MO
 Mon Sep 17 2007, 7:10 PM CDT
 Att: 42,031 - Clear - 82 F

| | |
|-----|----|
| AB | 40 |
| R | 11 |
| H | 15 |
| RBI | 10 |
| BB | 4 |
| SO | 3 |
| LOB | 17 |



| Batter | 1 | 2 | 3 | 4 | 5 | 6 | 7 | 8 | 9 | 10 | AB | R | H | RBI | BB | SO | LOB | TOP | | | | | | | |
|--|------------------------------|---------------------------------|------------------------------|----------------------------------|------------------------------|---------------------------------|-------------------------------|----------------------------------|------------------------------|----------------------------------|-------------------------------|----------------------------------|-------------------------------|----------------------------------|-------------------------------|----------------------------------|------------------------------|----------------------------------|----------------------------------|------------------------------------|----------------------------------|--------|--|--|--|
| 11 Jimmy Rollins, S OBP: 0.344, SLG: 0.525 | P4 | | K | | | K | | G4-3 | G3 | | 5 | 0 | 0 | 0 | 0 | 2 | 3 | | | | | | | | |
| 26 Chase Utley, L OBP: 0.414, SLG: 0.565 | F7 | | | F9 | | HBP | | | | HBP | 3 | 1 | 1 | 0 | 0 | 0 | 0 | | | | | | | | |
| Pat Burrell, R OBP: 0.405, SLG: 0.509 | G5-6-3 | | | F8 | | | | | | | | | | | | | | | | | | | | | |
| 45 Tom Gordon, R OBP: 0.328, SLG: 0.450 | | | | | | | | | | | | | | | | | | | | | | | | | |
| 27 Chris Coste, R OBP: 0.328, SLG: 0.450 | | | | | | | | | | | | | | | | | | | | | | | | | |
| 6 Ryan Howard, L OBP: 0.361, SLG: 0.552 | | K | | | | | | | | | | | | | | | | | | | | | | | |
| Aaron Rowand, R OBP: 0.360, SLG: 0.525 | | | | | | | | | | | | | | | | | | | | | | | | | |
| 28 Jayson Werth, R OBP: 0.420, SLG: 0.461 | | | | | | | | | | | | | | | | | | | | | | | | | |
| 51 Carlos Ruiz, R OBP: 0.336, SLG: 0.402 | | | | | | | | | | | | | | | | | | | | | | | | | |
| 29 Chris Roberson, S OBP: 0.321, SLG: 0.296 | | | | | | | | | | | | | | | | | | | | | | | | | |
| 56 Geoff Geary, R OBP: 0.337, SLG: 0.473 | | | | | | | | | | | | | | | | | | | | | | | | | |
| 39 Brett Myers, R OBP: 0.350, SLG: 0.423 | | | | | | | | | | | | | | | | | | | | | | | | | |
| Abraham Nunez, S OBP: 0.313, SLG: 0.283 | | | | | | | | | | | | | | | | | | | | | | | | | |
| 19 Greg Dobbs, L OBP: 0.337, SLG: 0.473 | | | | | | | | | | | | | | | | | | | | | | | | | |
| Jamie Moyer, L OBP: 0.155, SLG: 0.159 | | | | | | | | | | | | | | | | | | | | | | | | | |
| 4 Pete Laforest, L OBP: 0.421, SLG: 0.438 | | | | | | | | | | | | | | | | | | | | | | | | | |
| 16 J.C. Romero, S OBP: 0.350, SLG: 0.430 | | | | | | | | | | | | | | | | | | | | | | | | | |
| 8 Shane Victorino, S OBP: 0.350, SLG: 0.430 | | | | | | | | | | | | | | | | | | | | | | | | | |
| Inning Stats | R: 0 E: 0 K: 0 S: 4 | H: 0 LOB: 0 BB: 0 P: 6 | R: 0 E: 0 K: 2 S: 9 | H: 1 LOB: 1 BB: 0 P: 14 | R: 0 E: 0 K: 1 S: 7 | H: 0 LOB: 0 BB: 0 P: 8 | R: 0 E: 0 K: 0 S: 11 | H: 0 LOB: 1 BB: 1 P: 17 | R: 0 E: 0 K: 1 S: 7 | H: 0 LOB: 0 BB: 1 P: 13 | R: 1 E: 0 K: 1 S: 10 | H: 1 LOB: 2 BB: 1 P: 21 | R: 0 E: 0 K: 1 S: 14 | H: 1 LOB: 1 BB: 0 P: 17 | R: 0 E: 0 K: 1 S: 10 | H: 2 LOB: 3 BB: 0 P: 20 | R: 0 E: 0 K: 2 S: 9 | H: 0 LOB: 2 BB: 1 P: 18 | 1B: 3 2B: 2 3B: 1 HR: 0 | SF: 0 SAC: 1 DP: 1 HBP: 2 | WP: 0 PB: 0 SB: 0 CS: 0 | PA: 42 | | | |
| PITCHER | IP 8.0 | WLS 3 | BF 32 | H 4 | R 1 | ER 1 | SO 7 | BB 3 | IBB 1 | HBP 1 | BLK 0 | WP 0 | HR 0 | S 72 | P 116 | ERA 1.12 | WHIP 0.875 | | | | | | | | |
| 50 Adam Wainwright, R ERA: 3.6 | 1.0 | 5 | 2 | 0 | 0 | 0 | 0 | 0 | 0 | 0 | 0 | 0 | 0 | 10 | 13 | 0.00 | 2.000 | | | | | | | | |
| 31 Ryan Franklin, R ERA: 2.45 | 1.0 | W | 5 | 0 | 0 | 0 | 2 | 1 | 0 | 1 | 0 | 0 | 0 | 9 | 18 | 0.00 | 1.000 | | | | | | | | |
| 34 Randy Flores, L ERA: 4.44 | | | | | | | | | | | | | | | | | | | | | | | | | |

Philadelphia Phillies @ St. Louis Cardinals
 Busch Stadium, St. Louis, MO
 Wed Sep 19 2007, 7:10 PM CDT
 Att. 44,337 - Partly Cloudy - 87 F

| | |
|-----|----|
| AB | 34 |
| R | 1 |
| H | 6 |
| RBI | 1 |
| BB | 5 |
| SO | 9 |
| LOB | 20 |



| Batter | 1 | 2 | 3 | 4 | 5 | 6 | 7 | 8 | 9 | 10 | AB | R | H | RBI | BB | SO | LOB | BOTTOM | | | | | | |
|---|------------------------------|---------------------------------|------------------------------|---------------------------------|-------------------------------|----------------------------------|------------------------------|----------------------------------|------------------------------|----------------------------------|-------------------------------|----------------------------------|-------------------------------|----------------------------------|------------------------------|---------------------------------|------------------------------|---------------------------------|-------------------------------|----------------------------------|-----------------------------------|------------------------------------|----------------------------------|--------|
| David Eckstein, R OBP: 0.347, SLG: 0.365 | G1-3 | | F9 | | G5-3 | F9 | | | | | 5 | 0 | 1 | 0 | 0 | 0 | 4 | | | | | | | |
| So Taguchi, R OBP: 0.353, SLG: 0.367 | | | | | | | | | | | | | | | | | | | | | | | | |
| 24 Rick Ankiel, L OBP: 0.322, SLG: 0.539 | | | | | | | | | | | | | | | | | | | | | | | | |
| Scott Spiezo, S OBP: 0.343, SLG: 0.372 | | | | | | | | | | | | | | | | | | | | | | | | |
| Miguel Cairo, R OBP: 0.296, SLG: 0.329 | | | | | | | | | | | | | | | | | | | | | | | | |
| 55 Skjn Schumaker, L OBP: 0.342, SLG: 0.437 | | | | | | | | | | | | | | | | | | | | | | | | |
| 31 Ryan Franklin, R OBP: 0.500, SLG: 0.500 | | | | | | | | | | | | | | | | | | | | | | | | |
| 34 Randy Flores, L OBP: 0.319, SLG: 0.430 | | | | | | | | | | | | | | | | | | | | | | | | |
| 4 Yadier Molina, R OBP: 0.346, SLG: 0.376 | | | | | | | | | | | | | | | | | | | | | | | | |
| 50 Adam Wainwright, R OBP: 0.344, SLG: 0.414 | | | | | | | | | | | | | | | | | | | | | | | | |
| 47 Ryan Ludwick, R OBP: 0.315, SLG: 0.476 | | | | | | | | | | | | | | | | | | | | | | | | |
| Aaron Miles, S OBP: 0.336, SLG: 0.361 | | | | | | | | | | | | | | | | | | | | | | | | |
| Inning Stats | R: 0 E: 0 K: 0 S: 4 | H: 0 LOB: 0 BB: 1 P: 8 | R: 0 E: 0 K: 0 S: 6 | H: 1 LOB: 1 BB: 0 P: 6 | R: 0 E: 0 K: 2 S: 11 | H: 1 LOB: 3 BB: 2 P: 20 | R: 0 E: 0 K: 0 S: 9 | H: 0 LOB: 2 BB: 0 P: 13 | R: 0 E: 0 K: 1 S: 8 | H: 0 LOB: 0 BB: 1 P: 10 | R: 1 E: 0 K: 0 S: 17 | H: 2 LOB: 3 BB: 2 P: 29 | R: 0 E: 0 K: 0 S: 10 | H: 0 LOB: 0 BB: 0 P: 12 | R: 0 E: 0 K: 0 S: 5 | H: 0 LOB: 0 BB: 0 P: 8 | R: 0 E: 0 K: 0 S: 9 | H: 2 LOB: 2 BB: 0 P: 9 | R: 1 E: 0 K: 1 S: 11 | H: 2 LOB: 1 BB: 0 P: 19 | 1B: 11 2B: 0 3B: 0 HR: 0 | SF: 0 SAC: 1 DP: 1 HBP: 0 | WP: 0 PB: 0 SB: 1 CS: 0 | PA: 43 |
| PITCHER | IP 6.0 | WLS 28 | BF 38 | H 7 | R 1 | ER 1 | SO 3 | BB 5 | IBB 0 | HBP 0 | BLK 0 | WP 0 | HR 0 | S 55 | P 86 | ERA 1.50 | WHIP 2.000 | | | | | | | |
| Jamie Moyer, L ERA: 5.01 | 1.0 | 3 | 0 | 0 | 0 | 0 | 0 | 0 | 0 | 0 | 0 | 0 | 0 | 10 | 12 | 0.00 | 0.000 | | | | | | | |
| 16 J.C. Romero, L ERA: 5.13 | 1.0 | 3 | 0 | 0 | 0 | 0 | 0 | 0 | 0 | 0 | 0 | 0 | 0 | 5 | 8 | 0.00 | 0.000 | | | | | | | |
| 45 Tom Gordon, R ERA: 5.13 | 1.0 | 5 | 2 | 0 | 0 | 0 | 0 | 0 | 0 | 0 | 0 | 0 | 0 | 9 | 9 | 0.00 | 2.000 | | | | | | | |
| 56 Geoff Geary, R ERA: 4.29 | 0.2 | L | 4 | 2 | 1 | 1 | 1 | 0 | 0 | 0 | 0 | 0 | 0 | 11 | 19 | 13.50 | 3.000 | | | | | | | |


Philadelphia Phillies @ St. Louis Cardinals
 Busch Stadium, St. Louis, MO
 Wed Sep 19 2007, 7:10 PM CDT
 Att. 44,337 - Partly Cloudy - 87 F

| | |
|-----|----|
| AB | 37 |
| R | 2 |
| H | 11 |
| RBI | 2 |
| BB | 5 |
| SO | 4 |
| LOB | 18 |



| Batter | 1 | 2 | 3 | 4 | 5 | 6 | 7 | 8 | 9 | AB | R | H | RBI | BB | SO | LOB | TOP | | | | | | | | | | | | | | | | | | | |
|--|------------------------------|----------------------------------|-------------------------------|----------------------------------|-------------------------------|----------------------------------|------------------------------|----------------------------------|-------------------------------|----------------------------------|------------------------------|----------------------------------|-------------------------------|----------------------------------|------------------------------|----------------------------------|--|-------------------------------|----------------------------------|----------------------------------|------------------------------------|-------------------------|--------|---|----|----|----|-----|-----|-----|----|----|----|----|-------|-------|
| 11 Jimmy Rollins, S OBP: 0.345, SLG: 0.531 | F8 | | 26 E 26 1B | | | | F8 | | G3 | 5 | 2 | 2 | 1 | 0 | 0 | 2 | Philadelphia Phillies @ Washington Nationals Robert F. Kennedy Memorial Stadium, Washington, DC Fri Sep 21 2007, 7:05 PM EDT Att: 26,949 - Partly Cloudy - 80 F livebaseballscorecards.com | | | | | | | | | | | | | | | | | | | |
| 26 Chase Utley, L OBP: 0.412, SLG: 0.565 | G4-3 | | HR | | | | L4 | | | 4 | 2 | 2 | 1 | 0 | 0 | 0 | | | | | | | | | | | | | | | | | | | | |
| Pat Burrell, R OBP: 0.403, SLG: 0.510 Michael Bourn, L OBP: 0.341, SLG: 0.371 | P2 | | HR | | | | G5-3 | | K | 4 | 1 | 1 | 2 | 0 | 1 | 1 | | | | | | | | | | | | | | | | | | | | |
| 6 Ryan Howard, L OBP: 0.388, SLG: 0.569 | | HR | G6-4-3 1B | | | | G5-4-3 1B | | G5-4-3 1B | 4 | 1 | 4 | 2 | 0 | 0 | 0 | | | | | | | | | | | | | | | | | | | | |
| Aaron Rowand, R OBP: 0.377, SLG: 0.518 | G5-3 | G6-4-3 | | | | | P4 | | G5-4-3 | 4 | 0 | 0 | 0 | 0 | 0 | 3 | | | | | | | | | | | | | | | | | | | | |
| 19 Greg Dobbs, L OBP: 0.334, SLG: 0.467 Abraham Nunez, S OBP: 0.318, SLG: 0.286 | K | | | G4-3 | | | | | | 2 | 0 | 0 | 0 | 0 | 1 | 0 | | | | | | | | | | | | | | | | | | | | |
| 28 Jayson Werth, R OBP: 0.418, SLG: 0.468 | | | | G4-3 | | | F8 | | | 3 | 0 | 0 | 0 | 1 | 1 | 2 | | | | | | | | | | | | | | | | | | | | |
| 51 Carlos Ruiz, R OBP: 0.335, SLG: 0.396 16 J.C. Romero, S 45 Tom Gordon, R 4 Pete Laforest, L 29 Chris Robertson, S 39 Brett Myers, R | FC6-4 | | | F9 | | | G4-6-3 | | | 3 | 0 | 0 | 0 | 0 | 0 | 2 | | | | | | | | | | | | | | | | | | | | |
| 23 Adam Eaton, R OBP: 0.250, SLG: 0.279 56 Geoff Geary, R 27 Chris Coste, R OBP: 0.320, SLG: 0.439 | | | | K | | | G5-3 | | | 2 | 0 | 0 | 0 | 0 | 1 | 0 | | | | | | | | | | | | | | | | | | | | |
| Inning Stats | R: 0 E: 0 K: 0 S: 6 | H: 0 LOB: 0 BB: 0 P: 10 | R: 1 E: 0 K: 1 S: 12 | H: 1 LOB: 1 BB: 1 P: 23 | R: 3 E: 1 K: 1 S: 17 | H: 4 LOB: 0 BB: 0 P: 27 | R: 0 E: 0 K: 0 S: 8 | H: 0 LOB: 0 BB: 0 P: 13 | R: 2 E: 0 K: 0 S: 16 | H: 3 LOB: 1 BB: 0 P: 21 | R: 0 E: 0 K: 0 S: 7 | H: 0 LOB: 0 BB: 0 P: 13 | R: 0 E: 0 K: 1 S: 10 | H: 0 LOB: 0 BB: 0 P: 14 | R: 0 E: 0 K: 1 S: 6 | H: 1 LOB: 0 BB: 0 P: 10 | | R: 0 E: 0 K: 2 S: 12 | H: 1 LOB: 2 BB: 1 P: 23 | 1B: 6 2B: 1 3B: 0 HR: 3 | SF: 0 SAC: 0 DP: 3 HBP: 0 | WP: 0 PB: 0 CS: 1 | PA: 37 | | | | | | | | | | | | | |
| PITCHER | IP | WLS | BF | H | R | ER | SO | BB | IBB | HBP | BLK | WP | HR | S | P | ERA | WHIP | PITCHER | | IP | WLS | BF | H | R | ER | SO | BB | IBB | HBP | BLK | WP | HR | S | P | ERA | WHIP |
| 41 Shawn Hill, R ERA: 3.42 Mike Bacsik, L ERA: 4.75 52 Saul Rivera, R ERA: 3.67 Luis Ayala, R ERA: 3.49 | 4.2 | L | 22 | 8 | 6 | 6 | 2 | 1 | 0 | 0 | 0 | 0 | 3 | 57 | 92 | 11.57 | 1.929 | | | 4.2 | L | 22 | 8 | 6 | 6 | 2 | 1 | 0 | 0 | 0 | 0 | 3 | 57 | 92 | 11.57 | 1.929 |

| Batter | 1 | 2 | 3 | 4 | 5 | 6 | 7 | 8 | 9 | AB | R | H | RBI | BB | SO | LOB | BOTTOM | | | | | | | | | | | | | | | | | | | |
|--|-------------------------------|----------------------------------|-------------------------------|----------------------------------|------------------------------|----------------------------------|------------------------------|----------------------------------|-------------------------------|----------------------------------|-------------------------------|----------------------------------|------------------------------|----------------------------------|------------------------------|----------------------------------|--|------------------------------|---------------------------------|----------------------------------|------------------------------------|-------------------------|--------|---|----|----|----|-----|-----|-----|----|----|----|----|------|-------|
| Felipe Lopez, S OBP: 0.308, SLG: 0.349 15 Cristian Guzman, S OBP: 0.382, SLG: 0.468 | FC5-4 11 BB 10 1B | | | G4-3 | | | | | | 4 | 1 | 1 | 0 | 1 | 1 | 1 | Philadelphia Phillies @ Washington Nationals Robert F. Kennedy Memorial Stadium, Washington, DC Fri Sep 21 2007, 7:05 PM EDT Att: 26,949 - Partly Cloudy - 80 F livebaseballscorecards.com | | | | | | | | | | | | | | | | | | | |
| 10 Ronnie Belliard, R OBP: 0.330, SLG: 0.427 | FC5-4 11 BB | | | | | | | | | 5 | 0 | 2 | 0 | 0 | 0 | 1 | | | | | | | | | | | | | | | | | | | | |
| 11 Ryan Zimmerman, R OBP: 0.326, SLG: 0.465 | FC5-4 25 BB 26 HBP | | | | | | | | | 5 | 1 | 1 | 0 | 0 | 2 | 5 | | | | | | | | | | | | | | | | | | | | |
| 26 Wily Mo Peña, R OBP: 0.315, SLG: 0.444 Nook Logan, S OBP: 0.306, SLG: 0.348 | HBP | | | G4-3 | | | | | | 1 | 1 | 0 | 0 | 0 | 0 | 0 | | | | | | | | | | | | | | | | | | | | |
| Ryan Church, L OBP: 0.346, SLG: 0.454 | F8 | | | | | | | | | 3 | 0 | 0 | 0 | 1 | 1 | 5 | | | | | | | | | | | | | | | | | | | | |
| 25 Austin Kearns, R OBP: 0.352, SLG: 0.405 | | | | FC5-4 | | | | | | 2 | 0 | 1 | 1 | 2 | 0 | 1 | | | | | | | | | | | | | | | | | | | | |
| Robert Fick, L OBP: 0.315, SLG: 0.315 Tony Batista, R OBP: 0.340, SLG: 0.315 | F7 | | | F7 | | | | | | 3 | 0 | 1 | 2 | 0 | 0 | 4 | | | | | | | | | | | | | | | | | | | | |
| Brian Schneider, L OBP: 0.322, SLG: 0.332 30 Justin Maxwell, R OBP: 0.333, SLG: 0.687 3 Jesus Flores, R OBP: 0.312, SLG: 0.374 | | | | | | | | | | 1 | 0 | 0 | 0 | 0 | 0 | 1 | | | | | | | | | | | | | | | | | | | | |
| 41 Shawn Hill, R OBP: 0.230, SLG: 0.077 Mike Garlock, L OBP: 0.136, SLG: 0.143 D'Angelo Jimenez, S OBP: 0.324, SLG: 0.358 52 Saul Rivera, S Ryan Langerhans, L OBP: 0.235, SLG: 0.235 Luis Ayala, R | L4 | | | P4 | | | | | | 2 | 0 | 0 | 0 | 0 | 0 | 0 | | | | | | | | | | | | | | | | | | | | |
| Inning Stats | R: 1 E: 0 K: 0 S: 10 | H: 1 LOB: 3 BB: 2 P: 23 | R: 0 E: 0 K: 1 S: 13 | H: 2 LOB: 0 BB: 0 P: 20 | R: 0 E: 0 K: 0 S: 6 | H: 0 LOB: 1 BB: 1 P: 11 | R: 0 E: 0 K: 0 S: 7 | H: 0 LOB: 0 BB: 0 P: 10 | R: 2 E: 0 K: 1 S: 11 | H: 2 LOB: 2 BB: 1 P: 18 | R: 0 E: 0 K: 2 S: 10 | H: 0 LOB: 1 BB: 1 P: 17 | R: 0 E: 0 K: 0 S: 8 | H: 1 LOB: 1 BB: 0 P: 10 | R: 0 E: 0 K: 1 S: 9 | H: 0 LOB: 0 BB: 0 P: 13 | | R: 0 E: 0 K: 0 S: 7 | H: 0 LOB: 0 BB: 0 P: 9 | 1B: 5 2B: 1 3B: 0 HR: 0 | SF: 0 SAC: 0 DP: 0 HBP: 2 | WP: 0 PB: 0 CS: 0 | PA: 40 | | | | | | | | | | | | | |
| PITCHER | IP | WLS | BF | H | R | ER | SO | BB | IBB | HBP | BLK | WP | HR | S | P | ERA | WHIP | PITCHER | | IP | WLS | BF | H | R | ER | SO | BB | IBB | HBP | BLK | WP | HR | S | P | ERA | WHIP |
| 23 Adam Eaton, R ERA: 6.33 56 Geoff Geary, R ERA: 4.18 16 J.C. Romero, L ERA: 2.13 45 Tom Gordon, R ERA: 4.89 39 Brett Myers, R ERA: 4.52 | 5.0 | W | 27 | 5 | 3 | 3 | 2 | 5 | 0 | 2 | 0 | 0 | 0 | 16 | 20 | 0.00 | 2.000 | | | 5.0 | W | 27 | 5 | 3 | 3 | 2 | 5 | 0 | 2 | 0 | 0 | 0 | 16 | 20 | 0.00 | 0.600 |

| Batter | 1 | 2 | 3 | 4 | 5 | 6 | 7 | 8 | 9 | AB | R | H | RBI | BB | SO | LOB | TOP | | | | | |
|---|---|---|---|---|--|----------------------------------|------------------------------|----------------------------------|------------------------------|----------------------------------|-------------------------------|----------------------------------|------------------------------|----------------------------------|------------------------------|---|--|---|----------------------------------|------------------------------------|----------------------------------|--------|
| 2 Kelly Johnson, L OBP: 0.374, SLG: 0.458 | L4 | | L7 | | | K | | | K | 4 | 0 | 0 | 0 | 1 | 2 | 2 | Atlanta Braves @ Philadelphia Phillies Citizens Bank Park, Philadelphia, PA Thu Sep 27 2007, 7:05 PM EDT Att: 40,589 - Cloudy - 80 F | | | | | |
| Edgar Renteria, R OBP: 0.390, SLG: 0.470 | B1-3 | | L9 | | | 10 HR | F8 | | | 4 | 1 | 1 | 0 | 0 | 0 | 3 | | | | | | |
| 10 Chipper Jones, S OBP: 0.425, SLG: 0.608 | L5 | | | G4-3 | | HR | | E4 | | 4 | 1 | 1 | 2 | 0 | 0 | 0 | | | | | | |
| Mark Teixeira, S OBP: 0.400, SLG: 0.564 | | 16 G4-6-3 BB | | F8 | | HR | | G4-6-3 | | 3 | 1 | 1 | 1 | 1 | 0 | 1 | | | | | | |
| 16 Brian McCann, L OBP: 0.320, SLG: 0.452 | | G4-6-3 | | F8 | | F8 | | G6-3 | | 4 | 0 | 0 | 0 | 0 | 0 | 1 | | | | | | |
| 7 Jeff Francoeur, R OBP: 0.336, SLG: 0.438 | | | | | | P4 | | | | 4 | 1 | 2 | 1 | 0 | 1 | 0 | | | | | | |
| Andrew Jones, R OBP: 0.311, SLG: 0.413 | | | | | | | | | | 4 | 0 | 1 | 0 | 0 | 0 | 1 | | | | | | |
| 23 Matt Diaz, R OBP: 0.370, SLG: 0.501 | | | | | | | | | | 4 | 0 | 3 | 0 | 0 | 0 | 1 | | | | | | |
| 29 John Smoltz, R Scott Thorman, L Ron Mahay, L Joey Devine, R Witek Harris, L 46 Manny Acosta, R Royce Ring, L 58 Peter Moylan, R 19 Harold Escobar, R | | | | | | | | | | 8 | 0 | 0 | 0 | 0 | 0 | 1 | |  | | | | |
| | | | | | | | | | | 1 | 0 | 0 | 0 | 0 | 0 | 1 | | | | | | |
| Inning Stats | R: 0 E: 0 K: 0 S: 5 | H: 0 LOB: 0 BB: 0 P: 9 | R: 0 E: 0 K: 0 S: 5 | H: 1 LOB: 1 BB: 1 P: 10 | R: 0 E: 0 K: 0 S: 10 | H: 1 LOB: 1 BB: 0 P: 11 | R: 0 E: 0 K: 0 S: 6 | H: 0 LOB: 0 BB: 0 P: 11 | R: 0 E: 0 K: 1 S: 8 | H: 1 LOB: 1 BB: 0 P: 13 | R: 3 E: 0 K: 1 S: 16 | H: 3 LOB: 0 BB: 1 P: 25 | R: 0 E: 0 K: 0 S: 8 | H: 2 LOB: 2 BB: 1 P: 13 | R: 0 E: 1 K: 0 S: 8 | H: 0 LOB: 0 BB: 0 P: 13 | R: 1 E: 0 K: 1 S: 12 | H: 2 LOB: 1 BB: 0 P: 17 | 1B: 6 2B: 1 3B: 0 HR: 3 | SF: 0 SAC: 1 DP: 3 HBP: 0 | WP: 0 PB: 0 SB: 0 CS: 0 | PA: 37 |
| PITCHER | IP WLS BF H R ER SO BB IBB HBP BLK WP HR S P ERA WHIP | 6.0 W 24 6 3 3 2 1 0 0 0 0 2 50 79 4.50 1.167 | 7.1 H 5 2 0 0 0 1 0 0 0 0 0 8 13 0.00 3.000 | 8.1 H 3 0 0 0 0 0 0 0 0 0 0 8 13 0.00 0.000 | 9.1 S 5 2 1 1 1 0 0 0 0 0 1 12 17 9.00 2.000 | PITCHER | | | | | | | | | | IP WLS BF H R ER SO BB IBB HBP BLK WP HR S P ERA WHIP | 0.2 L 4 2 0 0 0 0 0 0 0 0 3 4 11.25 3.000 | | | | | |

| Batter | 1 | 2 | 3 | 4 | 5 | 6 | 7 | 8 | 9 | AB | R | H | RBI | BB | SO | LOB | BOTTOM | |
|--|---|---|---|--|--|---|-------------------------------|----------------------------------|------------------------------|----------------------------------|------------------------------|----------------------------------|-------------------------------|----------------------------------|----------------------------------|------------------------------------|--|--|
| 11 Jimmy Rollins, S OBP: 0.344, SLG: 0.531 | 8 B | FC6-4 | | K | | | E4 | | | 4 | 1 | 1 | 0 | 0 | 1 | 2 | Atlanta Braves @ Philadelphia Phillies Citizens Bank Park, Philadelphia, PA Thu Sep 27 2007, 7:05 PM EDT Att: 40,589 - Cloudy - 80 F | |
| 8 Shane Victorino, S OBP: 0.349, SLG: 0.430 | E1 | G6-3 | | K | | | G1-6-3 | | | 4 | 1 | 1 | 0 | 0 | 1 | 3 | | |
| 26 Chase Utley, L OBP: 0.411, SLG: 0.568 | E3 | | F8 | | | K | | K | | 4 | 1 | 0 | 0 | 0 | 2 | 0 | | |
| 6 Ryan Howard, L OBP: 0.391, SLG: 0.571 | HR | | K | | | K | | F8 | | 4 | 1 | 1 | 2 | 0 | 2 | 0 | | |
| Aaron Rowand, R OBP: 0.378, SLG: 0.517 | K | | HR | | | K | | 1B | | 4 | 1 | 2 | 0 | 0 | 2 | 0 | | |
| Pat Burrell, R OBP: 0.401, SLG: 0.506 | K | | | | | | | 1B | | 2 | 1 | 1 | 2 | 1 | 1 | 0 | | |
| 29 Chris Roberson, S (6, FR) | K | | | | | | | | | 0 | 0 | 0 | 0 | 0 | 0 | 0 | | |
| Michael Bourn, L OBP: 0.346, SLG: 0.376 | K | | HR | | | | | 1B | | 1 | 0 | 1 | 0 | 0 | 0 | 0 | | |
| 19 Greg Dobbs, L OBP: 0.330, SLG: 0.456 | G4-3 | | K | | | | | K | | 3 | 0 | 0 | 0 | 0 | 1 | 1 | | |
| Abraham Nunez, S OBP: 0.317, SLG: 0.283 | | | | | | | | | | 1 | 0 | 0 | 0 | 0 | 1 | 2 | | |
| 51 Carlos Ruiz, R OBP: 0.336, SLG: 0.395 | | | | | | | | | | 3 | 0 | 2 | 0 | 1 | 0 | 2 | | |
| 38 Kyle Kendrick, R OBP: 0.244, SLG: 0.154 | | | | | | | | | | 2 | 0 | 0 | 0 | 0 | 2 | 2 | | |
| 4 Pete Laforest, L (6, PH) | K | | | | | | | | | 1 | 0 | 0 | 0 | 0 | 0 | 2 | | |
| 45 Tom Gordon, R (7, 1) | | | | | | | | | | 0 | 0 | 0 | 0 | 0 | 0 | 0 | | |
| 16 J.C. Romero, S (8, 1) | | | | | | | | | | 0 | 0 | 0 | 0 | 0 | 0 | 0 | | |
| 39 Brett Myers, R (9, 1) | | | | | | | | | | 0 | 0 | 0 | 0 | 0 | 0 | 0 | | |
| Inning Stats | R: 4 E: 2 K: 2 S: 19 | H: 3 LOB: 0 BB: 0 P: 27 | R: 0 E: 0 K: 1 S: 8 | H: 1 LOB: 1 BB: 0 P: 13 | R: 2 E: 0 K: 2 S: 9 | H: 2 LOB: 0 BB: 0 P: 12 | R: 0 E: 0 K: 3 S: 11 | H: 1 LOB: 1 BB: 0 P: 15 | R: 0 E: 0 K: 0 S: 6 | H: 0 LOB: 2 BB: 2 P: 15 | R: 0 E: 0 K: 1 S: 8 | H: 0 LOB: 0 BB: 0 P: 10 | R: 0 E: 0 K: 1 S: 14 | H: 2 LOB: 2 BB: 0 P: 21 | 1B: 5 2B: 2 3B: 0 HR: 2 | SF: 0 SAC: 0 DP: 2 HBP: 0 | WP: 2 PB: 0 SB: 1 CS: 0 | PA: 35 |
| PITCHER | IP WLS BF H R ER SO BB IBB HBP BLK WP HR S P ERA WHIP | 4.0 L 20 4 0 0 0 0 0 0 0 0 2 47 6 11.25 1.750 | 5.1 3 0 0 0 3 0 0 0 0 0 0 10 16 0.00 0.000 | 6.1 4 0 0 0 0 2 0 0 0 1 0 6 15 0.00 2.000 | 7.1 3 0 0 0 1 0 0 0 0 0 0 8 10 0.00 0.000 | 8.1 1 0 0 0 0 0 0 0 0 0 0 3 4 0.00 0.000 | PITCHER | | | | | | | | | | IP WLS BF H R ER SO BB IBB HBP BLK WP HR S P ERA WHIP | 0.2 L 4 2 0 0 0 0 0 0 0 0 3 4 11.25 3.000 |

| Batter | 1 | 2 | 3 | 4 | 5 | 6 | 7 | 8 | 9 | AB | R | H | RBI | BB | SO | LOB | TOP | | | | | | | | | | |
|--|-------------------------------|----------------------------------|------------------------------|----------------------------------|-------------------------------|----------------------------------|------------------------------|----------------------------------|-------------------------------|----------------------------------|-------------------------------|----------------------------------|------------------------------|----------------------------------|-------------------------------|----------------------------------|--|------------------------------|----------------------------------|----------------------------------|------------------------------------|----------------------------------|--------|--|--|--|--|
| D'Angelo Jimenez, S OBP: 0.382, SLG: 0.376 | | | | | | | | | | 4 | 0 | 1 | 0 | 0 | 2 | 1 | Washington Nationals @ Philadelphia Phillies Citizens Bank Park, Philadelphia, PA Fri Sep 28 2007, 7:05 PM EDT Att: 45,084 - Partly Cloudy - 72 F | | | | | | | | | | |
| 10 Ronnie Belliard, R OBP: 0.331, SLG: 0.425 | | | | | | | | | | 4 | 0 | 1 | 0 | 0 | 1 | 1 | | | | | | | | | | | |
| 11 Ryan Zimmerman, R OBP: 0.327, SLG: 0.457 | | | | | | | | | | 4 | 0 | 0 | 0 | 0 | 3 | 2 | | | | | | | | | | | |
| 25 Austin Kearns, R OBP: 0.355, SLG: 0.412 | | | | | | | | | | 3 | 0 | 0 | 0 | 0 | 2 | 1 | | | | | | | | | | | |
| 26 Wily Mo Peña, R OBP: 0.324, SLG: 0.448 | | | | | | | | | | 3 | 0 | 1 | 0 | 1 | 1 | 1 | | | | | | | | | | | |
| Tony Batista, R OBP: 0.350, SLG: 0.350 | | | | | | | | | | 4 | 0 | 0 | 0 | 0 | 1 | 3 | | | | | | | | | | | |
| 3 Jesus Flores, R OBP: 0.309, SLG: 0.365 | | | | | | | | | | 4 | 0 | 1 | 0 | 0 | 2 | 2 | | | | | | | | | | | |
| 30 Justin Maxwell, R OBP: 0.333, SLG: 0.565 | | | | | | | | | | 3 | 0 | 2 | 0 | 0 | 1 | 1 | | | | | | | | | | | |
| Tim Redding, R Jonathan Albaladejo, R Arnie Munoz, L 49 Chris Schroder, R Nook Logan, S Jesus Colome, R | | | | | | | | | | 2 | 0 | 0 | 0 | 0 | 0 | 4 | | | | | | | | | | | |
| Inning Stats | R: 0 E: 0 K: 0 S: 10 | H: 1 LOB: 1 BB: 0 P: 11 | R: 0 E: 0 K: 0 S: 8 | H: 3 LOB: 2 BB: 0 P: 12 | R: 0 E: 0 K: 2 S: 10 | H: 0 LOB: 0 BB: 0 P: 15 | R: 0 E: 0 K: 3 S: 9 | H: 0 LOB: 0 BB: 0 P: 12 | R: 0 E: 0 K: 3 S: 14 | H: 1 LOB: 1 BB: 0 P: 19 | R: 0 E: 0 K: 3 S: 13 | H: 0 LOB: 0 BB: 0 P: 20 | R: 0 E: 0 K: 1 S: 8 | H: 0 LOB: 1 BB: 1 P: 13 | R: 0 E: 0 K: 2 S: 10 | H: 1 LOB: 1 BB: 0 P: 14 | | R: 0 E: 0 K: 1 S: 9 | H: 0 LOB: 1 BB: 0 P: 16 | 1B: 5 2B: 1 3B: 0 HR: 0 | SF: 0 SAC: 0 DP: 1 HBP: 1 | WP: 0 PB: 0 SB: 0 CS: 0 | PA: 34 | | | | |
| PITCHER | IP | WLS | BF | H | R | ER | SO | BB | IBB | HBP | BLK | WP | HR | S | P | ERA | WHIP | | | | | | | | | | |
| 35 Cole Hamels, L ERA: 3.39 | 8.0 | W | 30 | 6 | 0 | 0 | 13 | 1 | 0 | 0 | 0 | 0 | 0 | 82 | 116 | 0.00 | 0.875 | | | | | | | | | | |
| 55 Clay Condrey, R ERA: 5.04 | 1.0 | | 4 | 0 | 0 | 0 | 1 | 0 | 0 | 1 | 0 | 0 | 0 | 9 | 16 | 0.00 | 0.000 | | | | | | | | | | |


| Batter | 1 | 2 | 3 | 4 | 5 | 6 | 7 | 8 | 9 | AB | R | H | RBI | BB | SO | LOB | BOTTOM | | | | | | | | | | | |
|--|------------------------------|----------------------------------|------------------------------|----------------------------------|------------------------------|----------------------------------|-------------------------------|----------------------------------|-------------------------------|----------------------------------|-------------------------------|----------------------------------|-------------------------------|----------------------------------|----------------------------------|------------------------------------|--|--------|--|--|--|--|--|--|--|--|--|--|
| 11 Jimmy Rollins, S OBP: 0.343, SLG: 0.529 | | | | | | | | | | 5 | 1 | 1 | 2 | 0 | 0 | 2 | Washington Nationals @ Philadelphia Phillies Citizens Bank Park, Philadelphia, PA Fri Sep 28 2007, 7:05 PM EDT Att: 45,084 - Partly Cloudy - 72 F | | | | | | | | | | | |
| 8 Shane Victorino, S OBP: 0.348, SLG: 0.427 | | | | | | | | | | 5 | 0 | 1 | 0 | 0 | 0 | 1 | | | | | | | | | | | | |
| 26 Chase Utley, L OBP: 0.412, SLG: 0.570 | | | | | | | | | | 4 | 1 | 2 | 1 | 0 | 0 | 1 | | | | | | | | | | | | |
| 6 Ryan Howard, L OBP: 0.391, SLG: 0.574 | | | | | | | | | | 4 | 1 | 1 | 2 | 1 | 1 | 2 | | | | | | | | | | | | |
| Aaron Rowand, R OBP: 0.377, SLG: 0.515 | | | | | | | | | | 4 | 0 | 1 | 0 | 0 | 1 | 2 | | | | | | | | | | | | |
| Pat Burrell, R OBP: 0.403, SLG: 0.509 | | | | | | | | | | 2 | 0 | 1 | 0 | 1 | 0 | 1 | | | | | | | | | | | | |
| Michael Bourn, L OBP: 0.351, SLG: 0.381 | | | | | | | | | | 1 | 1 | 1 | 0 | 0 | 0 | 0 | | | | | | | | | | | | |
| 19 Greg Dobbs, L OBP: 0.331, SLG: 0.455 | | | | | | | | | | 3 | 1 | 1 | 0 | 0 | 2 | 2 | | | | | | | | | | | | |
| Abraham Nunez, S OBP: 0.319, SLG: 0.283 | | | | | | | | | | 0 | 0 | 0 | 0 | 1 | 0 | 0 | | | | | | | | | | | | |
| 51 Carlos Ruiz, R OBP: 0.335, SLG: 0.392 | | | | | | | | | | 3 | 1 | 0 | 0 | 0 | 2 | 5 | | | | | | | | | | | | |
| 35 Cole Hamels, L OBP: 0.164, SLG: 0.172 | | | | | | | | | | 3 | 0 | 0 | 1 | 0 | 1 | 5 | | | | | | | | | | | | |
| 55 Clay Condrey, R | | | | | | | | | | 0 | 0 | 0 | 0 | 0 | 0 | 0 | | | | | | | | | | | | |
| Inning Stats | R: 0 E: 0 K: 1 S: 9 | H: 1 LOB: 1 BB: 0 P: 11 | R: 0 E: 0 K: 2 S: 9 | H: 0 LOB: 1 BB: 1 P: 16 | R: 0 E: 0 K: 0 S: 8 | H: 1 LOB: 1 BB: 0 P: 13 | R: 3 E: 0 K: 0 S: 15 | H: 3 LOB: 2 BB: 1 P: 25 | R: 1 E: 1 K: 1 S: 13 | H: 1 LOB: 2 BB: 0 P: 17 | R: 2 E: 0 K: 3 S: 20 | H: 2 LOB: 3 BB: 1 P: 34 | R: 0 E: 0 K: 0 S: 10 | H: 1 LOB: 1 BB: 0 P: 19 | 1B: 6 2B: 2 3B: 0 HR: 1 | SF: 0 SAC: 1 DP: 0 HBP: 2 | WP: 0 PB: 1 SB: 1 CS: 1 | PA: 41 | | | | | | | | | | |
| PITCHER | IP | WLS | BF | H | R | ER | SO | BB | IBB | HBP | BLK | WP | HR | S | P | ERA | WHIP | | | | | | | | | | | |
| Tim Redding, R ERA: 3.64 | 5.0 | L | 24 | 6 | 4 | 3 | 3 | 1 | 1 | 1 | 0 | 0 | 0 | 10 | 12 | 0.00 | 0.000 | | | | | | | | | | | |
| Jonathan Albaladejo, R ERA: 2.03 | 1.0 | | 4 | 0 | 0 | 0 | 1 | 0 | 0 | 0 | 0 | 0 | 0 | 1 | 5 | 9 | 54.00 | 3.000 | | | | | | | | | | |
| Arnie Munoz, L ERA: 0.75 | 0.1 | | 3 | 1 | 2 | 2 | 0 | 0 | 0 | 1 | 0 | 0 | 0 | 15 | 25 | 0.00 | 3.000 | | | | | | | | | | | |
| 49 Chris Schroder, R ERA: 3.19 | 0.2 | | 5 | 1 | 0 | 0 | 3 | 1 | 0 | 0 | 0 | 0 | 0 | 15 | 25 | 0.00 | 3.000 | | | | | | | | | | | |
| Jesus Colome, R ERA: 3.92 | 1.0 | | 4 | 1 | 0 | 0 | 0 | 0 | 0 | 0 | 0 | 0 | 0 | 10 | 19 | 0.00 | 1.000 | | | | | | | | | | | |

| Batter | 1 | 2 | 3 | 4 | 5 | 6 | 7 | 8 | 9 | AB | R | H | RBI | BB | SO | LOB | TOP | | | | |
|--|------------------------------|----------------------------------|-------------------------------|----------------------------------|------------------------------|----------------------------------|-------------------------------|----------------------------------|-------------------------------|----------------------------------|-------------------------------|----------------------------------|------------------------------|----------------------------------|-------------------------------|----------------------------------|--|------------------------------------|----------------------------------|--------|--|
| Felipe Lopez, S OBP: 0.308, SLG: 0.352 | B1-3 | | F8 | | G1-3 | | | G4-6-3 | | 4 | 0 | 1 | 0 | 0 | 0 | 1 | Washington Nationals @ Philadelphia Phillies Citizens Bank Park, Philadelphia, PA Sun Sep 30 2007, 1:35 PM EDT Att: 44,865 - Sunny - 75 F | | | | |
| 10 Ronnie Belliard, R OBP: 0.332, SLG: 0.427 | | 2B | | E5 | | 1B | | G4-6-3 | | 4 | 1 | 2 | 0 | 0 | 0 | 1 | | | | | |
| 11 Ryan Zimmerman, R OBP: 0.330, SLG: 0.458 | L8 | | | K | | K | | K | | 4 | 0 | 0 | 0 | 0 | 3 | 3 | | | | | |
| 21 Dmitri Young, S OBP: 0.378, SLG: 0.491 | G6-3 | | | G5-3 | | G4-3 | | K | | 4 | 0 | 1 | 0 | 0 | 1 | 2 | | | | | |
| 25 Austin Kearns, R OBP: 0.355, SLG: 0.411 | L9 | | | G4-3 | | G4-3 | | F7 | | 4 | 0 | 1 | 1 | 0 | 0 | 2 | | | | | |
| 26 Willy Mo Peña, R OBP: 0.319, SLG: 0.439 | K | | | K | | K | | K | | 4 | 0 | 0 | 0 | 0 | 4 | 1 | | | | | |
| 3 Jesus Flores, R OBP: 0.310, SLG: 0.361 | | | | K | | F7 | | | | 2 | 0 | 0 | 0 | 1 | 1 | 0 | | | | | |
| 30 Justin Maxwell, R OBP: 0.296, SLG: 0.500 | | | | K | | G6-3 | | | | 3 | 0 | 0 | 0 | 0 | 2 | 1 | | | | | |
| 57 Jason Bergmann, R OBP: 0.198, SLG: 0.150 | | | | G5-3 | | | | F7 | | 1 | 0 | 0 | 0 | 0 | 0 | 0 | | | | | |
| Jonathan Albaladejo, R ERA: 4.73 | | | | | | | | | | 0 | 0 | 0 | 0 | 0 | 0 | 0 | | | | | |
| Nook Logan, S OBP: 0.346, SLG: 0.345 | | | | | | | | | | 1 | 0 | 1 | 0 | 0 | 0 | 0 | | | | | |
| 52 Saul Rivera, S ERA: 3.19 | | | | | | | | | | 0 | 0 | 0 | 0 | 0 | 0 | 0 | | | | | |
| Luis Ayala, R ERA: 3.19 | | | | | | | | | | 0 | 0 | 0 | 0 | 0 | 0 | 0 | | | | | |
| Tony Battista, R OBP: 0.307, SLG: 0.347 | | | | | | | | | | 1 | 0 | 0 | 0 | 0 | 0 | 1 | | | | | |
| Mike Baczik, L ERA: 5.11 | | | | | | | | | | 0 | 0 | 0 | 0 | 0 | 0 | 0 | | | | | |
| Jesus Colome, R ERA: 3.82 | | | | | | | | | | 0 | 0 | 0 | 0 | 0 | 0 | 0 | | | | | |
| Inning Stats | R: 0 E: 0 K: 0 S: 9 | H: 1 LOB: 1 BB: 0 P: 13 | R: 0 E: 0 K: 2 S: 10 | H: 0 LOB: 0 BB: 0 P: 16 | R: 0 E: 0 K: 1 S: 8 | H: 0 LOB: 0 BB: 0 P: 13 | R: 1 E: 1 K: 2 S: 15 | H: 1 LOB: 1 BB: 0 P: 24 | R: 0 E: 0 K: 1 S: 11 | H: 2 LOB: 1 BB: 0 P: 18 | R: 0 E: 0 K: 2 S: 11 | H: 0 LOB: 1 BB: 1 P: 21 | R: 0 E: 0 K: 1 S: 7 | H: 1 LOB: 0 BB: 0 P: 11 | R: 0 E: 0 K: 2 S: 11 | H: 0 LOB: 0 BB: 0 P: 15 | 1B: 5 2B: 1 3B: 0 HR: 0 | SF: 0 SAC: 0 DP: 2 HBP: 0 | WP: 0 PB: 0 SB: 0 CS: 0 | PA: 33 | |
| PITCHER | IP | WLS | BF | H | R | ER | SO | BB | IBB | HBP | BLK | WP | HR | S | P | ERA | WHIP | | | | |
| Jamie Moyer, L ERA: 5.01 | 5.1 | W | 22 | 5 | 1 | 0 | 6 | 0 | 0 | 0 | 0 | 0 | 0 | 61 | 97 | 0.00 | 0.938 | | | | |
| 45 Tom Gordon, R ERA: 4.73 | 0.2 | H | 1 | 0 | 0 | 0 | 0 | 0 | 0 | 0 | 0 | 0 | 0 | 2 | 4 | 0.00 | 0.000 | | | | |
| 16 J.C. Romero, L ERA: 1.92 | 2.0 | | 7 | 1 | 0 | 0 | 3 | 1 | 0 | 0 | 0 | 0 | 0 | 18 | 32 | 0.00 | 1.000 | | | | |
| 39 Brett Myers, R ERA: 4.33 | 1.0 | | 3 | 0 | 0 | 0 | 2 | 0 | 0 | 0 | 0 | 0 | 0 | 11 | 15 | 0.00 | 0.000 | | | | |

| Batter | 1 | 2 | 3 | 4 | 5 | 6 | 7 | 8 | 9 | AB | R | H | RBI | BB | SO | LOB | BOTTOM | | | | |
|---|-------------------------------|----------------------------------|------------------------------|---------------------------------|-------------------------------|----------------------------------|-------------------------------|----------------------------------|------------------------------|----------------------------------|-------------------------------|----------------------------------|-------------------------------|----------------------------------|------------------------------|----------------------------------|--|------------------------------------|----------------------------------|--------|--|
| 11 Jimmy Rollins, S OBP: 0.344, SLG: 0.531 | 26 SF9 | | 6 HBP | | G1-3 | | | G4-6-3 | | 3 | 2 | 2 | 1 | 1 | 0 | 0 | Washington Nationals @ Philadelphia Phillies Citizens Bank Park, Philadelphia, PA Sun Sep 30 2007, 1:35 PM EDT Att: 44,865 - Sunny - 75 F | | | | |
| 8 Shane Victorino, S OBP: 0.347, SLG: 0.423 | G1-3 | | 6 HBP | | G4-3 | | G3-1 | | | 3 | 0 | 0 | 0 | 0 | 0 | 3 | | | | | |
| 26 Chase Utley, L OBP: 0.410, SLG: 0.566 | SF9 | | F6 | | | | F9 | | | 3 | 0 | 1 | 1 | 0 | 0 | 3 | | | | | |
| 6 Ryan Howard, L OBP: 0.392, SLG: 0.584 | K | | | | | | | | | 4 | 1 | 3 | 3 | 0 | 1 | 0 | | | | | |
| Aaron Rowand, R OBP: 0.374, SLG: 0.515 | G5-3 | | F9 | | F7 | | F9 | | | 4 | 0 | 0 | 0 | 0 | 0 | 4 | | | | | |
| Pat Burrell, R OBP: 0.400, SLG: 0.502 | P6 | | | | F8 | | | | | 2 | 0 | 0 | 0 | 1 | 0 | 0 | | | | | |
| Michael Bourn, L OBP: 0.348, SLG: 0.378 | | | | | | | | | | 1 | 1 | 0 | 0 | 0 | 0 | 0 | | | | | |
| 19 Greg Dobbs, L OBP: 0.330, SLG: 0.451 | G3 | | | | P5 | | | | | 2 | 0 | 0 | 0 | 0 | 0 | 0 | | | | | |
| 27 Chris Coste, R OBP: 0.311, SLG: 0.419 | | | | | | | | | | 1 | 1 | 0 | 0 | 0 | 0 | 0 | | | | | |
| 51 Carlos Ruiz, R OBP: 0.340, SLG: 0.396 | | | | | | | | | | 1 | 1 | 1 | 0 | 0 | 0 | 0 | | | | | |
| Abraham Nunez, S OBP: 0.316, SLG: 0.282 | | | | | | | | | | 1 | 0 | 0 | 0 | 0 | 0 | 0 | | | | | |
| Jamie Moyer, L ERA: 5.01 | | | | | | | | | | 2 | 0 | 0 | 0 | 0 | 0 | 0 | | | | | |
| 45 Tom Gordon, R ERA: 4.73 | | | | | | | | | | 0 | 0 | 0 | 0 | 0 | 0 | 0 | | | | | |
| Tadahito Iguchi, R ERA: 3.68 | | | | | | | | | | 0 | 0 | 0 | 0 | 0 | 0 | 0 | | | | | |
| 16 J.C. Romero, S ERA: 1.92 | | | | | | | | | | 0 | 0 | 0 | 0 | 0 | 0 | 0 | | | | | |
| Wes Helms, R ERA: 3.19 | | | | | | | | | | 1 | 0 | 0 | 0 | 0 | 0 | 1 | | | | | |
| 39 Brett Myers, R ERA: 4.33 | | | | | | | | | | 0 | 0 | 0 | 0 | 0 | 0 | 0 | | | | | |
| Inning Stats | R: 1 E: 0 K: 1 S: 13 | H: 1 LOB: 0 BB: 0 P: 24 | R: 0 E: 0 K: 0 S: 7 | H: 0 LOB: 0 BB: 0 P: 8 | R: 2 E: 0 K: 1 S: 18 | H: 2 LOB: 2 BB: 1 P: 32 | R: 0 E: 0 K: 0 S: 10 | H: 0 LOB: 1 BB: 0 P: 16 | R: 0 E: 0 K: 0 S: 8 | H: 2 LOB: 2 BB: 0 P: 11 | R: 2 E: 0 K: 0 S: 13 | H: 1 LOB: 2 BB: 1 P: 25 | R: 1 E: 0 K: 0 S: 10 | H: 1 LOB: 0 BB: 0 P: 18 | R: 0 E: 0 K: 1 S: 7 | H: 0 LOB: 0 BB: 0 P: 11 | 1B: 4 2B: 1 3B: 1 HR: 1 | SF: 2 SAC: 1 DP: 0 HBP: 3 | WP: 0 PB: 0 SB: 2 CS: 0 | PA: 36 | |
| PITCHER | IP | WLS | BF | H | R | ER | SO | BB | IBB | HBP | BLK | WP | HR | S | P | ERA | WHIP | | | | |
| 57 Jason Bergmann, R ERA: 1.88 | 3.0 | L | 14 | 3 | 3 | 3 | 2 | 1 | 0 | 1 | 0 | 0 | 0 | 10 | 16 | 0.00 | 0.000 | | | | |
| 52 Saul Rivera, R ERA: 3.19 | 1.1 | | 8 | 2 | 2 | 2 | 0 | 1 | 0 | 1 | 0 | 0 | 0 | 13 | 24 | 13.50 | 2.250 | | | | |
| Luis Ayala, R ERA: 3.19 | 0.2 | | 3 | 1 | 0 | 0 | 0 | 0 | 0 | 0 | 0 | 0 | 0 | 8 | 12 | 0.00 | 1.500 | | | | |
| Mike Baczik, L ERA: 5.11 | 0.1 | | 2 | 1 | 1 | 1 | 0 | 0 | 0 | 0 | 0 | 0 | 1 | 6 | 10 | 27.00 | 3.000 | | | | |
| Jesús Colome, R ERA: 3.82 | 1.2 | | 5 | 0 | 0 | 0 | 1 | 0 | 0 | 0 | 0 | 0 | 0 | 11 | 19 | 0.00 | 0.000 | | | | |


Washington Nationals @ Philadelphia Phillies
 Citizens Bank Park, Philadelphia, PA
 Sun Sep 30 2007, 1:35 PM EDT
 Att: 44,865 - Sunny - 75 F

AB 32
 R 1
 H 6
 RBI 1
 BB 1
 SO 11
 LOB 12



Washington Nationals @ Philadelphia Phillies
 Citizens Bank Park, Philadelphia, PA
 Sun Sep 30 2007, 1:35 PM EDT
 Att: 44,865 - Sunny - 75 F

AB 28
 R 6
 H 7
 RBI 6
 BB 2
 SO 3
 LOB 12



| Batter | 1 | 2 | 3 | 4 | 5 | 6 | 7 | 8 | 9 | AB | R | H | RBI | BB | SO | LOB | TOP | | | | | | | | |
|---|---|---|---|---|---|---|---|---|---|---|---|---|---|---|---|---|---|---|---|---|---|---|---|---|---|
| Kazuo Matsui, S (1.4) | F FA 90 B CH 81 C CU 76 F FA 92 X CH 81 1-2 G6-3 | B FA 89 S CH 80 C CU 76 F FA 89 D CH 81 4-2 BB | | | X FA 87 0-0 P2 | | B CU 78 F FA 92 S FA 92 2-3 K | B CU 78 C FA 93 B CH 86 F FA 93 B FA 93 C CU 78 3-3 K | 4 0 0 0 1 2 3 | | | | | | | | | | | | | | | | |
| 2 Troy Tulowitzki, R (1.6) | C CU 77 B FA 91 B CH 82 F FA 92 S CH 82 3-3 K | C CH 79 S CH 81 B FA 90 B FA 90 B FA 90 4-2 BB | | | B FA 86 X CH 79 1-0 G6-3 | | | F FA 91 F SL 87 S FA 91 0-3 K | 3 0 0 1 1 2 0 | | | | | | | | | | | | | | | | |
| 5 Matt Holliday, R (1.7) OBP: 0.250, SLG: 1.000 | C FA 91 F FA 92 X CU 79 0-2 G3 | F FA 91 S CH 81 B CH 81 2-3 K | | | X FA 89 0-1 G5-3 | | | X CU 79 0-0 HR | 4 1 1 1 0 1 3 | | | | | | | | | | | | | | | | |
| 17 Todd Helton, L (1.3) OBP: 0.250, SLG: 0.750 | | X FA 89 0-0 27 2B | | B CU 72 F FA 85 F CH 79 X CH 80 2-2 F8 | | | B CH 79 B CU 75 B FA 88 C FA 87 C FA 90 S CH 82 3-3 K | B CU 79 X FA 89 1-0 P6 | 4 1 1 0 0 1 0 | | | | | | | | | | | | | | | | |
| 27 Garrett Atkins, R (1.5) OBP: 0.250, SLG: 0.500 | | B CU 77 C CH 82 C CU 78 F FA 90 X CH 82 2-2 8 1B | | C FA 87 B FA 89 F CH 80 C FA 89 1-3 K | | | C CU 75 B CH 79 B FA 90 X CU 79 1-2 F8 | C CU 77 X CU 78 1-1 G6-3 | 4 1 1 1 0 1 0 | | | | | | | | | | | | | | | | |
| 11 Brad Hawpe, L (1.9) | | C CU 76 B CH 81 B CH 81 F FA 89 S FA 89 2-3 K | | B FA 88 S CH 80 B CU 77 X CU 77 2-2 F8 | | | F FA 76 S CH 77 B CH 80 C FA 91 2-3 K | | C CU 77 S CH 78 B CH 86 C CU 80 1-3 K | 4 0 0 0 0 3 1 | | | | | | | | | | | | | | | |
| 19 Ryan Spilborghs, R (1.8) | | D CU 77 B CU 75 D CH 91 D CH 79 4-0 26 SH1-4 | | B FA 89 S CH 79 C FA 90 1-3 K | | | B CH 78 B CH 80 B FA 88 C FA 88 B FA 89 4-1 26 G4-3 | | F FA 92 C CU 78 C CU 80 0-3 K | 2 1 0 0 2 2 0 | | | | | | | | | | | | | | | |
| 60 Manny Corpas, R (9.1) | | | | | | | | | | 0 0 0 0 0 0 0 | | | | | | | | | | | | | | | |
| 8 Yorvit Torrealba, R (1.2) OBP: 0.500, SLG: 0.500 | | C CH 80 X FA 89 0-1 2 BB | | C CU 75 B CH 79 X CH 89 1-2 L1 | | | B FA 87 B CH 78 S CH 80 X CH 79 2-2 F9 | | B FA 94 C FA 86 C SL 85 F FA 84 X CU 80 1-2 18 1B | 4 0 2 1 0 0 1 | | | | | | | | | | | | | | | |
| 26 Jeff Francis, L (1.1) | | C CU 73 L FA 89 X FA 89 0-2 SH1-4 | | B FA 89 F FA 89 X FA 91 1-2 G1-3 | | | C CU 74 X CU 74 0-1 G4-3 | | B CU 78 C CU 78 X CU 78 1-1 1B | 2 0 0 0 0 0 1 | | | | | | | | | | | | | | | |
| LaTroy Hawkins, R (7.1) | | | | | | | | | | 0 0 0 0 0 0 0 | | | | | | | | | | | | | | | |
| 40 Brian Fuentes, L (8.1) | | | | | | | | | | 0 0 0 0 0 0 0 | | | | | | | | | | | | | | | |
| 18 Cory Sullivan, L (9.8) OBP: 1.000, SLG: 1.000 | | | | | | | | | | 1 0 1 0 0 0 0 | | | | | | | | | | | | | | | |
| Inning Stats | R: 0 E: 0 K: 1 S: 12 | H: 0 LOB: 0 BB: 0 P: 16 | R: 3 E: 0 K: 2 S: 22 | H: 3 LOB: 3 BB: 3 P: 40 | R: 0 E: 0 K: 1 S: 10 | H: 0 LOB: 0 BB: 0 P: 15 | R: 0 E: 0 K: 1 S: 9 | H: 0 LOB: 0 BB: 0 P: 12 | R: 0 E: 0 K: 0 S: 4 | H: 0 LOB: 0 BB: 0 P: 5 | R: 0 E: 0 K: 2 S: 9 | H: 0 LOB: 0 BB: 0 P: 15 | R: 0 E: 0 K: 1 S: 9 | H: 0 LOB: 1 BB: 1 P: 17 | R: 1 E: 0 K: 1 S: 7 | H: 1 LOB: 0 BB: 0 P: 9 | R: 0 E: 0 K: 3 S: 15 | H: 2 LOB: 2 BB: 0 P: 21 | 1B: 3 2B: 1 3B: 1 HR: 1 | SF: 0 SAC: 1 DP: 0 HBP: 0 | WP: 0 PB: 0 SB: 0 CS: 0 | PA: 37 | | | |
| PITCHER | IP WLS BF H R ER SO BB IBB HBP BLK WP HR S P ERA WHIP | IP WLS BF H R ER SO BB IBB HBP BLK WP HR S P ERA WHIP | IP WLS BF H R ER SO BB IBB HBP BLK WP HR S P ERA WHIP | IP WLS BF H R ER SO BB IBB HBP BLK WP HR S P ERA WHIP | IP WLS BF H R ER SO BB IBB HBP BLK WP HR S P ERA WHIP | IP WLS BF H R ER SO BB IBB HBP BLK WP HR S P ERA WHIP | IP WLS BF H R ER SO BB IBB HBP BLK WP HR S P ERA WHIP | IP WLS BF H R ER SO BB IBB HBP BLK WP HR S P ERA WHIP | IP WLS BF H R ER SO BB IBB HBP BLK WP HR S P ERA WHIP | IP WLS BF H R ER SO BB IBB HBP BLK WP HR S P ERA WHIP | IP WLS BF H R ER SO BB IBB HBP BLK WP HR S P ERA WHIP | IP WLS BF H R ER SO BB IBB HBP BLK WP HR S P ERA WHIP | IP WLS BF H R ER SO BB IBB HBP BLK WP HR S P ERA WHIP | IP WLS BF H R ER SO BB IBB HBP BLK WP HR S P ERA WHIP | IP WLS BF H R ER SO BB IBB HBP BLK WP HR S P ERA WHIP | IP WLS BF H R ER SO BB IBB HBP BLK WP HR S P ERA WHIP | IP WLS BF H R ER SO BB IBB HBP BLK WP HR S P ERA WHIP | IP WLS BF H R ER SO BB IBB HBP BLK WP HR S P ERA WHIP | IP WLS BF H R ER SO BB IBB HBP BLK WP HR S P ERA WHIP | IP WLS BF H R ER SO BB IBB HBP BLK WP HR S P ERA WHIP | IP WLS BF H R ER SO BB IBB HBP BLK WP HR S P ERA WHIP | IP WLS BF H R ER SO BB IBB HBP BLK WP HR S P ERA WHIP | IP WLS BF H R ER SO BB IBB HBP BLK WP HR S P ERA WHIP | IP WLS BF H R ER SO BB IBB HBP BLK WP HR S P ERA WHIP | IP WLS BF H R ER SO BB IBB HBP BLK WP HR S P ERA WHIP |

Colorado Rockies @ Philadelphia Phillies
Citizens Bank Park, Philadelphia, PA
Wed Oct 03 2007, 3:00 PM EDT
Att: 45,655 - Sunny - 81 F

AB 32
R 4
H 6
RBI 4
BB 4
SO 12
LOB 9



| Batter | 1 | 2 | 3 | 4 | 5 | 6 | 7 | 8 | 9 | AB | R | H | RBI | BB | SO | LOB | BOTTOM | | | | | | | | |
|--|---|---|---|---|---|---|---|---|---|---|---|---|---|---|---|---|---|---|---|---|---|---|---|---|---|
| 11 Jimmy Rollins, S (1.6) | B FA 88 B FA 86 C FA 87 C CH 80 3-3 K | | C CH 80 X FA 87 1-1 G5-4-3 | | S FA 88 B FA 86 B FA 86 B CH 72 4-2 BB | | | B FA 90 C FA 91 B FA 90 B FA 91 X FA 90 3-1 P6 | 3 0 0 0 1 1 2 | | | | | | | | | | | | | | | | |
| 8 Shane Victorino, S (1.9) | C FA 91 C FA 85 C CU 71 0-3 K | | B CU 70 C CH 84 X CH 71 1-1 G5-3 | | B CH 82 C CH 80 X FA 87 1-1 G4-3 | | | C FA 91 C CH 82 X CH 73 0-2 FC6-4 | 4 0 0 0 0 1 3 | | | | | | | | | | | | | | | | |
| 26 Chase Utley, L (1.4) | C FA 87 S CU 72 0-3 K | | C FA 86 S CU 72 0-3 K | | S CH 79 F FA 90 S FA 89 0-3 K | | | C CU 78 D CU 79 S FA 91 1-3 K | 4 0 0 0 0 4 1 | | | | | | | | | | | | | | | | |
| 6 Ryan Howard, L (1.3) | | B CH 80 B CH 85 B FA 86 F FA 87 F CH 86 F FA 88 S CH 80 3-3 K | | F CU 72 S CH 80 B CU 74 S FA 91 1-3 K | | | B CU 71 F CH 81 F CU 72 B CU 74 B FA 90 X CH 81 3-2 F9 | | F FA 93 C SL 77 0-3 K | 4 0 0 0 0 3 0 | | | | | | | | | | | | | | | |
| Aaron Rowand, R (1.8) OBP: 0.250, SLG: 1.000 | | S FA 87 F CU 72 X CH 81 0-2 G6-3 | | B CU 72 S CH 80 X CH 87 2-1 HR | | | C CU 70 X CH 81 0-1 F7 | | B SL 77 X FA 92 1-0 G4-3 | 4 1 1 1 0 0 0 | | | | | | | | | | | | | | | |
| Pat Burrell, R (1.7) OBP: 0.500, SLG: 1.333 | | S FA 91 B FA 88 C FA 86 B CU 73 B CU 71 F FA 90 B CH 82 4-2 BB | | B CH 82 B CH 79 C CH 79 X FA 87 2-1 HR | | | X FA 95 0-0 P5 | | B SL 77 B CH 78 B FA 93 F FA 93 F SL 78 F FA 93 X FA 93 2-2 F8 | 3 1 1 1 1 0 0 | | | | | | | | | | | | | | | |
| Wes Helms, R (1.5) | | C CH 80 S CH 80 D CH 89 X CH 80 1-2 P4 | | B FA 88 F FA 87 B CH 80 F FA 90 X CH 89 2-2 F7 | | | B FA 90 F FA 94 B FA 88 F CH 88 B CH 86 F FA 96 P FA 85 B CH 86 4-2 51 G4-6-3 | | | 2 0 0 0 0 0 1 | | | | | | | | | | | | | | | |
| 19 Greg Dobbs, L (7.7) Michael Bourn, L (7.7) Abraham Nunez, S (8.5) | | | | | | | | | | 0 0 0 0 1 0 0 | | | | | | | | | | | | | | | |
| 51 Carlos Ruiz, R (1.2) OBP: 0.333, SLG: 0.333 | | | C CH 84 B CH 80 S FA 86 C FA 90 2-3 K | | C CU 71 X CH 79 0-1 11 1B | | | C FA 94 F FA 96 F SL 88 P FA 85 X SL 87 2-2 G4-6-3 | 3 0 1 0 0 1 1 | | | | | | | | | | | | | | | | |
| 35 Cole Hamels, L (1.1) OBP: 0.500, SLG: 0.500 | | | S FA 86 B FA 88 X FA 87 2-1 11 G5-4-3 | | X FA 86 0-0 B5 | | | C FA 90 S CH 73 B CH 74 B FA 91 4-2 8 FC6-4 | 2 0 1 0 0 0 1 | | | | | | | | | | | | | | | | |
| 45 Tom Gordon, R (7.1) | | | | | | | | | | 0 0 0 0 0 0 0 | | | | | | | | | | | | | | | |
| 16 J.C. Romero, S (8.1) | | | | | | | | | | 0 0 0 0 0 0 0 | | | | | | | | | | | | | | | |
| Tadahito Iguchi, R (8.7) Brett Myers, R (9.1) | | | | | | | | | | 0 0 0 0 1 0 0 | | | | | | | | | | | | | | | |
| Inning Stats | R: 0 E: 0 K: 3 S: 9 | H: 0 LOB: 0 BB: 0 P: 12 | R: 0 E: 0 K: 1 S: 15 | H: 0 LOB: 1 BB: 1 P: 23 | R: 0 E: 0 K: 1 S: 7 | H: 1 LOB: 0 BB: 0 P: 12 | R: 0 E: 0 K: 2 S: 8 | H: 0 LOB: 0 BB: 0 P: 10 | R: 2 E: 0 K: 0 S: 15 | H: 3 LOB: 2 BB: 1 P: 26 | R: 0 E: 0 K: 1 S: 8 | H: 0 LOB: 0 BB: 0 P: 11 | R: 0 E: 0 K: 0 S: 11 | H: 0 LOB: 1 BB: 1 P: 16 | R: 0 E: 0 K: 1 S: 10 | H: 0 LOB: 1 BB: 1 P: 18 | R: 0 E: 0 K: 1 S: 10 | H: 0 LOB: 0 BB: 0 P: 13 | 1B: 2 2B: 0 3B: 0 HR: 2 | SF: 0 SAC: 0 DP: 2 HBP: 0 | WP: 0 PB: 0 SB: 1 CS: 0 | PA: 33 | | | |
| PITCHER | IP WLS BF H R ER SO BB IBB HBP BLK WP HR S P ERA WHIP | IP WLS BF H R ER SO BB IBB HBP BLK WP HR S P ERA WHIP | IP WLS BF H R ER SO BB IBB HBP BLK WP HR S P ERA WHIP | IP WLS BF H R ER SO BB IBB HBP BLK WP HR S P ERA WHIP | IP WLS BF H R ER SO BB IBB HBP BLK WP HR S P ERA WHIP | IP WLS BF H R ER SO BB IBB HBP BLK WP HR S P ERA WHIP | IP WLS BF H R ER SO BB IBB HBP BLK WP HR S P ERA WHIP | IP WLS BF H R ER SO BB IBB HBP BLK WP HR S P ERA WHIP | IP WLS BF H R ER SO BB IBB HBP BLK WP HR S P ERA WHIP | IP WLS BF H R ER SO BB IBB HBP BLK WP HR S P ERA WHIP | IP WLS BF H R ER SO BB IBB HBP BLK WP HR S P ERA WHIP | IP WLS BF H R ER SO BB IBB HBP BLK WP HR S P ERA WHIP | IP WLS BF H R ER SO BB IBB HBP BLK WP HR S P ERA WHIP | IP WLS BF H R ER SO BB IBB HBP BLK WP HR S P ERA WHIP | IP WLS BF H R ER SO BB IBB HBP BLK WP HR S P ERA WHIP | IP WLS BF H R ER SO BB IBB HBP BLK WP HR S P ERA WHIP | IP WLS BF H R ER SO BB IBB HBP BLK WP HR S P ERA WHIP | IP WLS BF H R ER SO BB IBB HBP BLK WP HR S P ERA WHIP | IP WLS BF H R ER SO BB IBB HBP BLK WP HR S P ERA WHIP | IP WLS BF H R ER SO BB IBB HBP BLK WP HR S P ERA WHIP | IP WLS BF H R ER SO BB IBB HBP BLK WP HR S P ERA WHIP | IP WLS BF H R ER SO BB IBB HBP BLK WP HR S P ERA WHIP | IP WLS BF H R ER SO BB IBB HBP BLK WP HR S P ERA WHIP | IP WLS BF H R ER SO BB IBB HBP BLK WP HR S P ERA WHIP | IP WLS BF H R ER SO BB IBB HBP BLK WP HR S P ERA WHIP |

Colorado Rockies @ Philadelphia Phillies
Citizens Bank Park, Philadelphia, PA
Wed Oct 03 2007, 3:00 PM EDT
Att: 45,655 - Sunny - 81 F

AB 29
R 2
H 4
RBI 2
BB 4
SO 10
LOB 9



