

Philadelphia Phillies - 2009

Batter	1	2	3	4	5	6	7	8	9	AB	R	H	RBI	BB	SO	LOB	TOP										
11 Jimmy Rollins, S OBP: 0.500, SLG: 0.500 71 J.J. Furmaniak, R (3, 6)										2	1	1	0	0	0	0											
8 Shane Victorino, S 79 Jason Ellison, R (1, 8) (3, 8)										2	0	0	0	0	1	1											
29 Raul Ibanez, L OBP: 0.500, SLG: 0.500 81 Jeremy Slayden, L OBP: 1.000, SLG: 1.500 (1, 7) (3, 7)										2	0	1	1	0	0	0											
6 Ryan Howard, L 19 Greg Dobbs, L OBP: 0.500, SLG: 0.500 (1, 3) (3, 3)										2	0	0	0	0	1	1											
Geoff Jenkins, L OBP: 1.000, SLG: 1.000 40 John Mayberry Jr., R OBP: 0.500, SLG: 0.500 (1, 9) (4, PR) (4, 9)										1	0	1	0	1	0	0											
12 Matt Stairs, L 33 Andy Tracy, L (1, 10) (7, PH) (7, 10)										1	0	0	0	1	0	1											
75 Jason Donald, R 22 Marcus Giles, R (1, 4) (6, 4)										1	0	0	0	1	0	1											
4 Eric Bruntlett, R 87 Anthony Hewitt, R (1, 5) (7, PH) (7, 5)										2	0	0	0	0	0	3											
27 Chris Coste, R Ronny Paulino, R 3 Lou Marson, R (1, 2) (4, 2) (6, 2)										1	0	0	0	0	0	0											
Inning Stats	R: 0 E: 0 K: 1 S: 5	H: 0 LOB: 0 BB: 0 P: 5	R: 0 E: 0 K: 1 S: 4	H: 0 LOB: 2 BB: 3 P: 16	R: 1 E: 0 K: 0 S: 5	H: 2 LOB: 1 BB: 0 P: 5	R: 0 E: 0 K: 0 S: 3	H: 1 LOB: 0 BB: 0 P: 3	R: 0 E: 0 K: 1 S: 6	H: 1 LOB: 0 BB: 0 P: 6	R: 0 E: 0 K: 2 S: 7	H: 0 LOB: 0 BB: 0 P: 7	R: 0 E: 0 K: 1 S: 5	H: 0 LOB: 0 BB: 0 P: 5	R: 1 E: 0 K: 2 S: 10	H: 3 LOB: 2 BB: 0 P: 10	1B: 6 2B: 1 3B: 0 HR: 0	SF: 0 SAC: 0 DP: 2 HBP: 0	WP: 0 PB: 0 SB: 0 CS: 0	PA: 35							
PITCHER	IP	WLS	BF	H	R	ER	SO	BB	IBB	HBP	BLK	WP	HR	S	P	ERA	WHIP										
Chris Bootcheck, R ERA: 0.00	1.0		3	0	0	0	1	0	0	0	0	0	0	5	5	0.00	0.000										
55 Matt Capps, R ERA: 2.00	1.0		5	0	0	0	1	3	0	0	0	0	0	4	16	0.00	3.000										
58 Romulo Sanchez, R ERA: 9.00	1.0		5	2	1	1	0	0	0	0	0	0	0	5	5	9.00	2.000										
56 Donnie Veal, L ERA: 0.00	1.0	W	3	1	0	0	0	0	0	0	0	0	0	3	3	0.00	1.000										
63 Ronald Uviedo, R ERA: 0.00	1.0		3	0	0	0	0	0	0	0	0	0	0	3	3	0.00	0.000										
65 Juan Mateo, R ERA: 0.00	6.1		4	1	0	0	1	0	0	0	0	0	0	6	7	0.00	1.000										
38 Craig Hansen, R ERA: 0.00	7.1		1.0	3	0	0	0	2	0	0	0	0	0	7	7	0.00	0.000										
47 Evan Meek, R ERA: 0.00	8.1		1.0	3	0	0	0	1	0	0	0	0	0	5	5	0.00	0.000										
43 Jesse Chavez, R ERA: 9.00	9.1		1.0	6	3	1	1	2	0	0	0	0	0	10	10	9.00	3.000										

Philadelphia Phillies @ Pittsburgh Pirates
McKechnie Field, Bradenton, FL
Wed Feb 25 2009, 1:05 PM EST
Att: 3,991 - Sunny - 77 F

AB 32
R 2
H 7
RBI 2
BB 3
SO 8
LOB 15



Batter	1	2	3	4	5	6	7	8	9	AB	R	H	RBI	BB	SO	LOB	BOTTOM										
3 Nnyer Morgan, L OBP: 0.500, SLG: 0.500 68 Jeff Salazar, L (1, 7) (4, PH) (5, 7)										2	1	1	0	0	0	0											
12 Freddy Sanchez, R OBP: 1.000, SLG: 1.500 73 Shelby Ford, S OBP: 0.333, SLG: 1.333 (1, 4) (4, PH) (5, 4)										2	0	2	1	0	0	0											
13 Nate McLouth, L 22 Andrew McCutchen, R (1, 8) (4, PH) (5, 8)										2	0	0	0	0	1	2											
41 Ryan Doumit, S 23 Robinson Diaz, R OBP: 0.500, SLG: 0.500 (1, 2) (5, PH) (6, 2)										2	0	0	0	0	0	2											
25 Adam LaRoche, L 51 Steve Pearce, R OBP: 1.000, SLG: 2.000 (1, 3) (5, 3)										2	0	0	0	0	2	1											
18 Craig Monroe, R 53 Pedro Alvarez, L (1, 10) (7, PH) (8, 10)										1	1	0	0	2	0	0											
44 Brandon Moss, L 16 Eric Hinske, L (1, 9) (5, PH) (6, 9)										0	1	0	0	2	0	0											
31 Jose Tabata, R (9, 9)										0	0	0	0	0	0	0											
5 Ramon Vazquez, L 19 Neil Walker, S (1, 5) (5, PH) (6, 5)										1	1	0	0	1	1	2											
2 Jack Wilson, R OBP: 0.500, SLG: 0.500 71 Anderson Machado, S OBP: 0.500, SLG: 0.500 (1, 6) (4, PR) (5, 6)										2	0	1	1	0	0	2											
Inning Stats	R: 0 E: 0 K: 0 S: 4	H: 1 LOB: 1 BB: 0 P: 4	R: 0 E: 0 K: 2 S: 7	H: 0 LOB: 2 BB: 2 P: 15	R: 1 E: 0 K: 2 S: 9	H: 2 LOB: 1 BB: 0 P: 9	R: 4 E: 0 K: 1 S: 9	H: 2 LOB: 1 BB: 2 P: 19	R: 3 E: 0 K: 0 S: 5	H: 3 LOB: 1 BB: 2 P: 13	R: 0 E: 0 K: 1 S: 5	H: 0 LOB: 0 BB: 1 P: 9	R: 0 E: 0 K: 2 S: 7	H: 0 LOB: 0 BB: 0 P: 7	R: 1 E: 0 K: 1 S: 10	H: 0 LOB: 0 BB: 0 P: 10	1B: 5 2B: 2 3B: 0 HR: 1	SF: 0 SAC: 0 DP: 1 HBP: 0	WP: 1 PB: 0 SB: 0 CS: 0	PA: 38							
PITCHER	IP	WLS	BF	H	R	ER	SO	BB	IBB	HBP	BLK	WP	HR	S	P	ERA	WHIP										
50 Jamie Moyer, L ERA: 0.00	2.0		9	1	0	0	2	2	0	0	0	0	0	9	9	0.00	1.500										
56 Joe Blanton, R ERA: 9.00	1.0		5	2	1	1	2	0	0	0	0	0	0	9	9	9.00	2.000										
49 Joe Bisenius, R ERA: 36.00	1.0	L	7	2	4	4	1	2	0	0	0	0	1	9	19	36.00	4.000										
68 Scott Nestor, R ERA: 27.00	1.0		7	3	3	3	0	2	0	0	0	0	0	5	13	27.00	5.000										
58 Dave Borkowski, R ERA: 0.00	1.0		3	0	0	0	0	0	0	0	0	0	0	3	3	0.00	0.000										
82 Jake Woods, L ERA: 0.00	7.1		1.0	3	0	0	2	0	0	0	0	0	0	7	7	0.00	0.000										
52 Mike Koplove, R ERA: 0.00	8.1		1.0	3	0	0	2	0	0	0	0	0	0	7	7	0.00	0.000										

Philadelphia Phillies @ Pittsburgh Pirates
McKechnie Field, Bradenton, FL
Wed Feb 25 2009, 1:05 PM EST
Att: 3,991 - Sunny - 77 F

AB 31
R 8
H 8
RBI 8
BB 7
SO 8
LOB 19



Batter	1	2	3	4	5	6	7	8	9	AB	R	H	RBI	BB	SO	LOB	TOP					
19 Marco Scutaro, R (1,6) 4 Angel Sanchez, R (6,6)				G4-3						3	0	0	0	0	2	0	Toronto Blue Jays @ Philadelphia Phillies Bright House Networks Field, Clearwater, FL Thu Feb.26.2009, 1:05 PM EST Att.: 5,795 - Sunny - 76 F					
1 Joe Inglett, L (1,4) 69 Brad Emaus, R (6,4)				P5		G3-1				3	0	0	0	0	1	0						
19 Jose Bautista, R (1,5) 64 Scott Campbell, L (6,5)	G5-3			1B						3	0	1	0	0	1	0						
5 Michael Barrett, R (1,2) 12 Brian Jeroloman, L (6,2)		G5-3		F8						2	0	0	0	0	0	1						
45 Travis Snider, L (1,9) 17 Adam Loewen, L (7,9)		F9						G4-3		3	1	1	1	0	0	0						
11 Jason Lane, R (1,7) 8 Russ Adams, L (5,7)								P5		2	1	1	1	0	1	0						
9 J.P. Arencibia, R (1,10)			G6-3		G6-3			P4		4	0	0	0	0	1	0						
68 David Cooper, L (1,3) 3 Randy Ruiz, R (5,3)			L9		G3-1					2	0	0	0	0	0	0						
63 Wayne Lydon, S (1,8) 78 Sean Shoffit, L (5,8)			K		L4			G5-3	G4-3	2	0	0	0	0	1	0						
Inning Stats	R: 0 H: 0 E: 0 K: 2 S: 7	H: 0 LOB: 0 BB: 0 P: 7	R: 0 H: 0 E: 0 K: 1 S: 7	H: 0 LOB: 0 BB: 0 P: 10	R: 0 H: 0 E: 0 K: 1 S: 7	H: 0 LOB: 0 BB: 0 P: 11	R: 0 H: 1 E: 0 K: 0 S: 14	H: 1 LOB: 1 BB: 0 P: 21	R: 2 H: 2 E: 0 K: 0 S: 9	H: 2 LOB: 0 BB: 0 P: 14	R: 0 H: 0 E: 0 K: 0 S: 7	H: 0 LOB: 0 BB: 0 P: 7	R: 0 H: 0 E: 0 K: 0 S: 4	H: 0 LOB: 0 BB: 0 P: 6	R: 4 H: 3 E: 0 K: 0 S: 10	H: 3 LOB: 2 BB: 2 P: 20		R: 0 H: 0 E: 0 K: 1 S: 6	H: 0 LOB: 0 BB: 1 P: 13	1B: 2 2B: 2 3B: 0 HR: 2	SF: 0 SAC: 0 DP: 1 HBP: 1	WP: 1 PB: 0 SB: 0 CS: 0
PITCHER	IP WLS BF H R ER SO BB IBB HBP BLK WP HR S P ERA WHIP																					
62 Carlos Carrasco, R (1,1) ERA: 0.00	2.0 6 0 0 0 3 0 0 0 0 0 0 0 14 17 0.00 0.000																					
43 J.A. Happ, L (3,1) ERA: 18.0	2.0 7 1 0 0 1 0 0 0 0 0 0 0 21 32 0.00 0.500																					
70 Justin Lehr, R (5,1) ERA: 18.0	1.0 B 5 2 2 2 0 0 0 0 0 0 2 9 14 18.00 2.000																					
44 Gary Majewski, R (6,1) ERA: 54.0	2.0 6 0 0 0 2 0 0 0 0 0 0 0 11 13 0.00 0.000																					
53 Blaine Neal, R (8,1) ERA: 54.0	0.2 L 6 2 4 4 0 2 0 0 0 0 1 0 6 14 54.00 6.000																					
PITCHER	IP WLS BF H R ER SO BB IBB HBP BLK WP HR S P ERA WHIP																					
76 Yorlan Bazardo, R (8,1) ERA: 0.00	1.1 6 1 0 0 1 1 0 1 0 0 0 0 10 19 0.00 1.500																					



Batter	1	2	3	4	5	6	7	8	9	AB	R	H	RBI	BB	SO	LOB	BOTTOM			
11 Jimmy Rollins, S (1,6) 9 Miguel Cairo, R (6,6)	F9				P3			G6-4-3		3	0	1	1	0	0	0	Toronto Blue Jays @ Philadelphia Phillies Bright House Networks Field, Clearwater, FL Thu Feb.26.2009, 1:05 PM EST Att.: 5,795 - Sunny - 76 F			
75 Jason Donald, R (1,5) 24 Mike Cervenak, R (6,5)	F7			1B	L7					3	0	0	0	0	1	2				
29 Raul Ibanez, L (1,7) 81 Jeremy Slayden, L (7,7)	F7			P4		L4		G4-6-3		3	0	0	0	0	2	1				
6 Ryan Howard, L (1,10) 4 Eric Bruntlett, R (8,PH) (9,10)		K2-3		K		F8		K		3	0	0	0	0	2	2				
40 John Mayberry Jr., R (1,9) OBP: 0.500, SLG: 0.600					G3-1					3	1	1	0	0	1	0				
19 Greg Dobbs, L (1,3) 33 Andy Tracy, L (7,3)					K					3	0	1	1	0	1	1				
22 Marcus Giles, R (1,4) 34 Pablo Ozuna, R (7,4)					K					1	0	1	0	0	0	0				
79 Jason Ellison, R (1,8) 67 Chris Walker, S (8,8)					K					3	1	1	0	0	2	1				
51 Carlos Ruiz, R (1,2) Ronny Paulino, R (6,2)					G4-3			K		1	0	0	0	1	0	2				
Inning Stats	R: 0 H: 0 E: 0 K: 0 S: 3	H: 0 LOB: 0 BB: 0 P: 3	R: 0 H: 0 E: 1 K: 1 S: 7	H: 0 LOB: 1 BB: 0 P: 10	R: 1 H: 2 E: 0 K: 2 S: 13	H: 2 LOB: 1 BB: 1 P: 22	R: 0 H: 0 E: 0 K: 2 S: 8	H: 0 LOB: 1 BB: 1 P: 13	R: 0 H: 2 E: 0 K: 0 S: 8	H: 2 LOB: 1 BB: 0 P: 14	R: 0 H: 0 E: 0 K: 1 S: 6	H: 0 LOB: 0 BB: 0 P: 10	R: 0 H: 0 E: 0 K: 1 S: 4	H: 0 LOB: 0 BB: 1 P: 10	R: 0 H: 2 E: 0 K: 2 S: 12	H: 2 LOB: 2 BB: 0 P: 17		1B: 5 2B: 1 3B: 0 HR: 0	SF: 0 SAC: 0 DP: 2 HBP: 2	WP: 1 PB: 0 SB: 1 CS: 0
PITCHER	IP WLS BF H R ER SO BB IBB HBP BLK WP HR S P ERA WHIP																			
48 Scott Richmond, R (1,1) ERA: 4.5	2.0 7 0 0 0 1 0 0 0 0 0 0 0 21 35 4.50 2.000																			
36 Bryan Bullington, R (3,1) ERA: 4.5	2.0 B 8 2 1 1 4 2 0 0 0 0 1 0 11 17 4.50 1.000																			
47 Fabio Castro, L (5,1) ERA: 4.5	2.0 W 3 0 0 0 1 0 0 0 1 0 0 0 6 10 4.50 1.000																			
74 Bill Murphy, L (7,1) ERA: 4.5	1.0 3 0 0 0 1 1 0 0 0 0 0 0 4 10 0.00 1.000																			
67 Luis Perez, L (8,1) ERA: 4.5	1.0 3 0 0 0 1 1 0 0 0 0 0 0 4 10 0.00 1.000																			
PITCHER	IP WLS BF H R ER SO BB IBB HBP BLK WP HR S P ERA WHIP																			
59 Reid Santos, L (9,1) ERA: 0.00	1.0 5 2 0 0 0 0 0 0 0 0 0 0 12 17 0.00 2.000																			



Batter	1	2	3	4	5	6	7	8	9	AB	R	H	RBI	BB	SO	LOB	TOP																				
8 Shane Victorino, S OBP: 0.400, SLG: 0.800 79 Jason Ellison, R OBP: 0.286, SLG: 0.286	0-0 2B 29 2B		0-0 G6-3	0-0 2B			0-0 40 BB 1B		0-0 G6-3	3	1	2	0	0	0	0	Philadelphia Phillies @ Cincinnati Reds Ed Smith Stadium, Sarasota, FL Fri Feb 27 2009, 1:05 PM EST Att: 4,223 - Sunny - 74 F																				
75 Jason Donald, R 787 Anthony Hewitt, R	0-0 G6-3		4-0 12 F9 19 BB 29 BB 1B	0-0 F9			0-3 K		0-0 L7	2	1	0	0	1	0	2																					
29 Raul Ibanez, L OBP: 0.375, SLG: 0.429 40 John Mayberry Jr., R OBP: 0.571, SLG: 0.600	0-0 2B 2H		4-0 19 BB 1B	0-0 BB		0-0 G4-3			4-0 BB	2	0	1	1	1	0	0																					
12 Matt Stairs, L 9 Miguel Cairo, R	0-0 F8		0-0 F9	0-0 BB		0-0 G3			0-0 F7	3	0	0	0	0	0	3																					
19 Greg Dobbs, L OBP: 0.500, SLG: 0.429 33 Andy Tracy, L OBP: 0.250, SLG: 0.250	4-0 FC6-4 BB		0-0 1-2 3H 1B	0-0 1B		0-0 F9			0-3 K	2	0	1	1	1	0	0																					
Geoff Jenkins, L OBP: 0.400, SLG: 0.250 67 Chris Walker, S	0-0 FC6-4		0-0 K	0-0 K		0-0 G1-3			0-3 K	3	0	0	0	0	1	4																					
34 Pablo Ozuna, R 22 Marcus Giles, R			0-0 F7	0-0 HR		0-0 1B			0-0 G5-3	3	1	2	1	0	0	0																					
72 Ozzie Chavez, S 13 Jorge Velandia, R	0-0 F8		0-0 F8	0-0 G4-3		0-0 F9			0-0 G2-3	3	0	0	0	0	0	1																					
3 Lou Marson, R 78 Paul Hoover, R	0-0 F7		0-0 F7	0-0 G6-3		0-0 F7			0-3 K	3	0	0	0	0	0	1																					
Inning Stats	R: 1 E: 0 K: 0 S: 5	H: 2 LOB: 2 BB: 1 P: 9	R: 0 E: 0 K: 0 S: 3	H: 0 LOB: 0 BB: 0 P: 3	R: 1 E: 0 K: 1 S: 6	H: 1 LOB: 2 BB: 2 P: 14	R: 1 E: 0 K: 0 S: 5	H: 2 LOB: 1 BB: 0 P: 5	R: 0 E: 0 K: 0 S: 3	H: 0 LOB: 0 BB: 0 P: 3	R: 0 E: 0 K: 0 S: 4	H: 1 LOB: 1 BB: 0 P: 4	R: 0 E: 0 K: 2 S: 8	H: 1 LOB: 2 BB: 1 P: 12	R: 0 E: 0 K: 1 S: 5	H: 0 LOB: 0 BB: 0 P: 5		R: 0 E: 0 K: 1 S: 5	H: 0 LOB: 0 BB: 0 P: 5	1B: 3 2B: 3 3B: 0 HR: 1	SF: 0 SAC: 0 DP: 0 HBP: 0	WP: 0 PB: 0 SB: 0 CS: 0	PA: 38														
PITCHER	IP	WLS	BF	H	R	ER	SO	BB	IBB	HBP	BLK	WP	HR	S	P	ERA	WHIP	PITCHER		IP	WLS	BF	H	R	ER	SO	BB	IBB	HBP	BLK	WP	HR	S	P	ERA	WHIP	
61 Bronson Arroyo, R ERA: 4.5	2.0		9	2	1	1	0	1	0	0	0	0	0	8	12	4.50	1.500	87 Pedro Viola, L ERA:		1.0		3	0	0	0	1	0	0	0	0	0	5	5	0.00	0.000		
66 Matt Maloney, L ERA: 9.0	2.0		11	3	2	2	1	2	0	0	0	0	1	11	19	9.00	2.500																				
54 Daryl Thompson, R ERA:	2.0	W	7	1	0	0	0	0	0	0	0	0	0	7	7	0.00	0.500																				
67 Ron Flores, L ERA:	1.0	H	5	1	0	0	2	1	0	0	0	0	0	8	12	0.00	2.000																				
52 Daniel Herrera, L ERA:	1.0		3	0	0	0	1	0	0	0	0	0	0	5	5	0.00	0.000																				

AB	34
R	3
H	7
RBI	3
BB	4
SO	5
LOB	16



Batter	1	2	3	4	5	6	7	8	9	AB	R	H	RBI	BB	SO	LOB	BOTTOM																			
3 Willy Taveras, R OBP: 0.250, SLG: 0.143 30 Norris Hopper, R OBP: 0.500, SLG: 0.500	0-0 BB 15 BB FC5			0-0 G4-3			0-0 G4-3			2	1	0	0	1	0	4	Philadelphia Phillies @ Cincinnati Reds Ed Smith Stadium, Sarasota, FL Fri Feb 27 2009, 1:05 PM EST Att: 4,223 - Sunny - 74 F																			
15 Jerry Hairston, R OBP: 0.250, SLG: 0.667 7 Paul Janish, R OBP: 0.500, SLG: 0.500	4-0 19 BB 68 2B BB	0-3 K		0-0 SF8		0-0 G5-3			0-0 1B	1	1	0	1	1	1	0																				
19 Joey Volto, L OBP: 0.200, SLG: 0.857 75 Kevin Barker, R OBP: 0.500, SLG: 0.750	0-0 68 2B 31 2B 1-2 2H	3-2 HR		0-0 68 PO BB		0-0 60 E 60 FC6 2B 1B			0-0 F7	2	2	2	2	1	0	0																				
68 Juan Francisco, L OBP: 0.400, SLG: 0.600 60 Adam Rosales, R OBP: 0.200, SLG: 0.600	0-0 31 2B 1-3 2H	0-0 L6		0-0 PO		0-0 G3-1			0-3 FC6 69 2B K	3	1	1	1	0	0	0																				
31 Jonny Gomes, R OBP: 0.400, SLG: 0.800 26 Wilkin Castillo, S	0-0 82 BB 2H 3H	0-3 K		0-0 1-2		0-0 G3-1			0-3 K	3	0	2	2	0	1	0																				
21 Chris Dickerson, L 80 Darnell McDonald, R OBP: 0.750, SLG: 0.867	4-0 3 FC5 82 BB BB		4-0 CS BB			0-3 K			4-0 69 2B 29 1B IBB	1	0	0	0	2	1	1																				
Jeff Keppinger, R OBP: 0.200, SLG: 0.200 69 Luis Bolivar, R OBP: 1.000, SLG: 2.000	0-0 F7		0-0 G6-3			0-0 G5-3			0-0 29 1B 1-3 2H 3H	3	0	0	0	0	0	4																				
55 Ramon Hernandez, R OBP: 0.167, SLG: 0.167 29 Ryan Hanigan, R OBP: 0.500, SLG: 0.500	0-0 F9		0-0 G5-3			0-0 G6-3			0-0 2H 3H 1B	2	0	0	0	0	0	2																				
82 Wes Bankston, R 23 Daryle Ward, L OBP: 0.250, SLG: 0.250	4-0 1-2 2-3 BB		4-0 3 G4-3 15 SF8 3 E BB			0-0 G3			0-3 K	0	1	0	0	2	0	0																				
Inning Stats	R: 4 E: 0 K: 2 S: 11	H: 3 LOB: 3 BB: 4 P: 22	R: 1 E: 0 K: 2 S: 10	H: 1 LOB: 0 BB: 0 P: 13	R: 0 E: 0 K: 0 S: 2	H: 0 LOB: 0 BB: 1 P: 6	R: 1 E: 1 K: 0 S: 2	H: 0 LOB: 0 BB: 2 P: 10	R: 0 E: 0 K: 1 S: 6	H: 1 LOB: 1 BB: 0 P: 6	R: 0 E: 0 K: 0 S: 4	H: 1 LOB: 1 BB: 0 P: 4	R: 4 E: 1 K: 2 S: 11	H: 3 LOB: 1 BB: 1 P: 15	R: 0 E: 0 K: 1 S: 6	H: 1 LOB: 1 BB: 0 P: 6		1B: 5 2B: 4 3B: 0 HR: 1	SF: 1 SAC: 0 DP: 0 HBP: 0	WP: 0 PB: 0 SB: 1 CS: 1	PA: 42															
PITCHER	IP	WLS	BF	H	R	ER	SO	BB	IBB	HBP	BLK	WP	HR	S	P	ERA	WHIP	PITCHER		IP	WLS	BF	H	R	ER	SO	BB	IBB	HBP	BLK	WP	HR	S	P	ERA	WHIP
63 Drew Carpenter, R ERA: 4.5	0.0	L	6	3	4	4	0	3	0	0	0	0	0	3	15			58 Dave Borkowski, R ERA:		1.2		6	1	0	0	2	0	0	0	0	0	10	10	0.00	0.600	
74 Antonio Bastardo, L ERA: 4.5	2.0		8	1	1	1	2	1	0	0	0	0	1	13	20	4.50	1.000																			
J.C. Romero, L ERA:	2.0		7	0	1	0	0	3	0	0	0	0	0	4	16	0.00	1.500																			
46 Ryan Madson, R ERA:	1.0		4	1	0	0	1	0	0	0	0	0	0	6	6	0.00	1.000																			
65 Sergio Escalona, L ERA: 20.25	1.1		10	4	4	3	1	0	1	0	0	0	0	11	15	20.25	3.000																			

AB	32
R	10
H	10
RBI	10
BB	8
SO	6
LOB	20



Batter	1	2	3	4	5	6	7	8	9	AB	R	H	RBI	BB	SO	LOB	TOP								
1 Jimmy Rollins, S OBP: 0.286, SLG: 0.429 2 Derek Jeter, R OBP: 0.400, SLG: 0.250	F9		FC4-6	G6-3		G6-3		FC3-6		0	1	0	0	0	0	0	United States @ Philadelphia Phillies Bright House Networks Field, Clearwater, FL Thu Mar 05 2009, 12:05 PM EST Att: 6,246 - Sunny - 69 F								
Dustin Pedroia, R OBP: 0.300, SLG: 0.222	G1-6-3		10 WP 10 HR	G5-4-3		F9		FC3-6		5	1	1	1	0	0	3									
10 Chipper Jones, S OBP: 0.333, SLG: 0.500	E3		HR			21 BB 17 HR		L9		4	2	1	3	1	0	2									
4 David Wright, R OBP: 0.273, SLG: 0.200	P4		1B			F9		G6-3		5	0	2	0	0	0	2									
21 Kevin Youkilis, R OBP: 0.375, SLG: 0.167		F8	K			17 HR		K		3	1	0	0	1	2	1									
17 Adam Dunn, L OBP: 0.273, SLG: 0.500 28 Curtis Granderson, L OBP: 0.300, SLG: 0.125	F8		K			HR		7 S 1B		3	1	1	3	0	1	1									
18 Ryan Braun, R OBP: 0.500, SLG: 0.750 7 Mark DeRosa, R	G6-3		HR			F9		F9		2	1	1	1	0	0	0									
16 Brian McCann, L OBP: 0.286, SLG: 0.857 26 Chris Iannetta, R OBP: 0.167, SLG: 0.167		G6-3	HR			K		G6-3		2	1	1	1	0	0	0									
50 Shane Victorino, S OBP: 0.300, SLG: 0.222			1B			E3		G6-3		3	0	0	0	0	2	2									
										0	1	0	0	0	0	0									
Inning Stats	R: 0 E: 1 K: 0 S: 8	H: 0 LOB: 1 BB: 0 P: 13	R: 0 E: 0 K: 0 S: 11	H: 0 LOB: 0 BB: 0 P: 16	R: 4 E: 1 K: 2 S: 20	H: 5 LOB: 1 BB: 0 P: 34	R: 2 E: 1 K: 0 S: 12	H: 2 LOB: 0 BB: 0 P: 16	R: 3 E: 0 K: 1 S: 12	H: 1 LOB: 0 BB: 0 P: 26	R: 0 E: 0 K: 0 S: 3	H: 0 LOB: 0 BB: 0 P: 3	R: 0 E: 0 K: 0 S: 8	H: 1 LOB: 2 BB: 0 P: 12	R: 0 E: 0 K: 0 S: 11	H: 0 LOB: 2 BB: 1 P: 21	R: 0 E: 0 K: 2 S: 10	H: 1 LOB: 2 BB: 1 P: 19	1B: 6 2B: 0 3B: 0 HR: 4	SF: 0 SAC: 0 DP: 1 HBP: 1	WP: 1 PB: 0 SB: 2 CS: 0	PA: 44			
PITCHER	IP	WLS	BF	H	R	ER	SO	BB	IBB	HBP	BLK	WP	HR	S	P	ERA	WHIP								
38 Kyle Kendrick, R ERA: 13.5	2.2	L	14	5	4	4	1	0	0	0	0	1	1	36	58	13.50	1.875								
74 Antonio Bastardo, L ERA: 19.29	2.1		12	3	5	5	2	2	0	0	0	0	3	27	47	19.29	2.143								
55 Clay Condrey, R ERA:	2.0		8	1	0	0	0	0	0	1	0	0	0	11	15	0.00	0.500								
46 Ryan Madson, R ERA:	1.0		5	0	0	0	0	2	0	0	0	0	0	11	21	0.00	2.000								
53 Blaine Neal, R ERA:	1.0		5	1	0	0	2	1	0	0	0	0	0	10	19	0.00	2.000								

Batter	1	2	3	4	5	6	7	8	9	AB	R	H	RBI	BB	SO	LOB	BOTTOM								
22 Marcus Giles, R OBP: 0.400, SLG: 0.250 24 Mike Cervenak, R OBP: 0.500, SLG: 0.500	4 2B BB	G5-3				G4-3		G5-4-3		2	2	1	0	1	0	1	United States @ Philadelphia Phillies Bright House Networks Field, Clearwater, FL Thu Mar 05 2009, 12:05 PM EST Att: 6,246 - Sunny - 69 F								
4 Eric Bruntlett, R OBP: 0.333, SLG: 0.400 79 Jason Ellison, R OBP: 0.250, SLG: 0.250	40 FC5-4 2B		F8		F8		L4	G5-4-3		3	0	1	1	0	0	1									
29 Raul Ibanez, L OBP: 0.500, SLG: 0.600 67 Chris Walker, S	40 FC5-4 BB		G4-3		6 HR 1B		F8			2	1	1	0	1	0	0									
6 Ryan Howard, L OBP: 0.800, SLG: 1.500 33 Andy Tracy, L	K		HBP		HR		40 1B HBP			2	1	1	3	0	1	2									
40 John Mayberry Jr., R OBP: 0.375, SLG: 0.750	FC5-4		F8		G4-3		1B			5	0	1	0	0	0	3									
Geoff Jenkins, L OBP: 0.286, SLG: 0.167	G3				34 G3-6 1B		F7			4	0	1	0	0	0	4									
34 Pablo Ozuna, R										3	0	0	0	0	0	1									
71 J.J. Furmaniak, R OBP: 1.000, SLG: 1.000		G6-3		G3-6		G6-3		13 1B 24 1B 1B		1	1	1	0	0	0	0									
75 Jason Donald, R OBP: 0.167, SLG: 0.667 13 Jorge Velandria, R OBP: 1.000, SLG: 1.000		L7		K		HR		24 1B 1B		3	1	1	1	0	1	0									
3 Lou Marson, R OBP: 0.600, SLG: 0.500								K		4	0	2	0	0	1	2									
Inning Stats	R: 1 E: 0 K: 1 S: 12	H: 1 LOB: 2 BB: 2 P: 25	R: 0 E: 0 K: 0 S: 12	H: 1 LOB: 1 BB: 0 P: 16	R: 0 E: 0 K: 0 S: 6	H: 0 LOB: 0 BB: 0 P: 11	R: 0 E: 0 K: 1 S: 8	H: 1 LOB: 0 BB: 0 P: 8	R: 3 E: 0 K: 0 S: 8	H: 3 LOB: 0 BB: 0 P: 11	R: 1 E: 0 K: 0 S: 7	H: 2 LOB: 1 BB: 0 P: 9	R: 0 E: 0 K: 0 S: 5	H: 1 LOB: 2 BB: 0 P: 7	R: 1 E: 0 K: 1 S: 8	H: 3 LOB: 1 BB: 0 P: 13	R: 0 E: 0 K: 1 S: 7	H: 0 LOB: 0 BB: 0 P: 12	1B: 9 2B: 1 3B: 0 HR: 2	SF: 0 SAC: 0 DP: 2 HBP: 2	WP: 0 PB: 0 SB: 0 CS: 0	PA: 41			
PITCHER	IP	WLS	BF	H	R	ER	SO	BB	IBB	HBP	BLK	WP	HR	S	P	ERA	WHIP								
46 Jeremy Guthrie, R ERA: 3.86	2.1	W	11	2	1	1	1	0	0	0	0	0	0	5	7	3.86	1.714								
34 John Grabow, L ERA:	0.2	H	4	1	0	0	0	0	0	1	0	0	0	5	7	0.00	1.500								
29 Matt Lindstrom, R ERA: 12.0	2.0		8	3	3	3	1	0	0	0	0	0	1	13	16	13.50	1.500								
37 Matt Thornton, L ERA: 18.0	1.0		5	2	1	1	0	0	0	0	0	0	1	7	9	9.00	2.000								
99 Heath Bell, R ERA:	1.0		5	1	0	0	0	0	0	1	0	0	0	5	7	0.00	1.000								
PITCHER	IP	WLS	BF	H	R	ER	SO	BB	IBB	HBP	BLK	WP	HR	S	P	ERA	WHIP								
Joe Bisenius, R ERA: 9.0	1.0		5	3	1	1	1	0	0	0	0	0	0	8	13	9.00	3.000								
51 Jonathan Broxton, R ERA:	1.0	S	3	0	0	0	1	0	0	0	0	0	0	7	12	0.00	0.000								



Batter	1	2	3	4	5	6	7	8	9	AB	R	H	RBI	BB	SO	LOB	TOP										
25 Ryan Raburn, R (1,9) OBP: 0.286, SLG: 0.167 60 Wilkin Ramirez, R (7,7) OBP: 0.250, SLG: 0.143	G5-3		K		K		K			3	0	0	0	0	2	0	Detroit Tigers @ Philadelphia Phillies Bright House Networks Field, Clearwater, FL Sat Mar 07 2009, 1:05 PM EST Att: 9,681 - Sunny - 76 F										
39 Ramon Santiago, S (1,6) OBP: 0.583, SLG: 0.727 68 Cale Iorg, R (7,6) OBP: 0.250, SLG: 0.143	1B		1B		2B			K		3	0	3	0	0	0	0											
Gary Sheffield, R (1,10) OBP: 0.400, SLG: 0.077 34 Clete Thomas, L (6,PH) OBP: 0.500, SLG: 1.000	P2		K		G1-3			HR		3	0	0	0	0	1	3											
26 Mike Hessman, R (1,3) OBP: 0.364, SLG: 0.500	1B		BB		1B			K		3	0	2	0	1	1	0											
15 Brandon Inge, R (1,5) OBP: 0.526, SLG: 0.643 62 Don Kelly, L (6,3) OBP: 0.333, SLG: 0.833	K		K		K			F8		3	0	0	0	0	3	5											
19 Jeff Larish, L (1,7) OBP: 0.357, SLG: 0.833		G4-3		G4-3		K			G1-3	4	0	0	0	0	1	1											
57 Casper Wells, R (1,8) OBP: 0.273, SLG: 0.200		K		G6-3		K			K	4	0	0	0	0	3	1											
20 Matt Treanor, R (1,2) OBP: 0.167, SLG: 0.364 55 Dusty Ryan, R (6,2)		F8		L5			K		G6-3	2	0	0	0	0	0	0											
72 Scott Sizemore, R (1,4) OBP: 0.167, SLG: 0.667			HR		K		F8			3	1	1	1	0	1	0											
Inning Stats	R: 0 E: 0 K: 1 S: 7	H: 2 LOB: 2 BB: 0 P: 7	R: 0 E: 0 K: 1 S: 5	H: 0 LOB: 0 BB: 0 P: 5	R: 1 E: 0 K: 3 S: 11	H: 2 LOB: 2 BB: 1 P: 15	R: 0 E: 0 K: 0 S: 3	H: 0 LOB: 0 BB: 0 P: 3	R: 0 E: 0 K: 2 S: 8	H: 1 LOB: 1 BB: 0 P: 8	R: 0 E: 0 K: 3 S: 10	H: 1 LOB: 1 BB: 0 P: 10	R: 0 E: 0 K: 2 S: 7	H: 0 LOB: 0 BB: 0 P: 7	R: 1 E: 0 K: 1 S: 10	H: 1 LOB: 0 BB: 0 P: 11		R: 0 E: 0 K: 1 S: 5	H: 0 LOB: 0 BB: 0 P: 5	1B: 4 2B: 1 3B: 0 HR: 2	SF: 0 SAC: 0 DP: 0 HBP: 0	WP: 0 PB: 0 SB: 2 CS: 0	PA: 35				
PITCHER	IP	WLS	BF	H	R	ER	SO	BB	IBB	HBP	BLK	WP	HR	S	P	ERA	WHIP										
50 Jamie Moyer, L (1,1) ERA: 1.5	4.0	W	17	4	1	1	5	1	0	0	0	0	1	26	30	2.25	1.250										
43 J.A. Happ, L (5,1) ERA: 2.25	3.0	H	11	2	0	0	7	0	0	0	0	0	0	25	25	0.00	0.667										
47 Scott Eyre, L (8,1) ERA: 9.0	1.0		4	1	1	1	2	0	0	0	0	0	1	10	11	9.00	1.000										
52 Mike Koplove, R (9,1) ERA:	1.0		3	0	0	0	1	0	0	0	0	0	0	5	5	0.00	0.000										

Batter	1	2	3	4	5	6	7	8	9	AB	R	H	RBI	BB	SO	LOB	BOTTOM										
4 Eric Bruntlett, R (1,6) OBP: 0.524, SLG: 0.500 9 Miguel Cairo, R (6,3) OBP: 0.214, SLG: 0.500	HR	HBP			HR	K				1	2	1	0	1	0	0	Detroit Tigers @ Philadelphia Phillies Bright House Networks Field, Clearwater, FL Sat Mar 07 2009, 1:05 PM EST Att: 9,681 - Sunny - 76 F										
19 Greg Dobbs, L (1,10) OBP: 0.364, SLG: 0.350	K	CS	F8		HR	G4-3				3	1	0	0	1	1	1											
Geoff Jenkins, L (1,7) OBP: 0.235, SLG: 0.286 22 Marcus Giles, R (6,7) OBP: 0.357, SLG: 0.273	F8		F8		SF8	K				2	0	0	1	0	0	1											
6 Ryan Howard, L (1,3) OBP: 0.421, SLG: 0.867 34 Pablo Ozuna, R (6,5) OBP: 0.600, SLG: 0.769	HR		K		HR	F7				2	2	1	3	1	1	0											
40 John Mayberry Jr., R (1,9) OBP: 0.370, SLG: 0.625 79 Jason Ellison, R (6,9) OBP: 0.200, SLG: 0.200	HR		F8		K	K				3	1	1	3	0	1	0											
28 Jayson Werth, R (1,8) OBP: 0.667, SLG: 0.500 67 Chris Walker, S (7,9)	BB		G5-3		1B	F8				2	0	1	0	1	0	0											
24 Mike Cervenak, R (1,5) 13 Jorge Velandia, R (6,6)	FC6-4		F8		G6-3	K				3	0	0	0	0	2	0											
75 Jason Donald, R (1,4) OBP: 0.348, SLG: 0.167 71 J.J. Furmaniak, R (7,4)		F9			HR	G1-3				3	1	1	0	0	0	0											
3 Lou Marson, R (1,2) 77 Tuffy Gosewisch, R (7,2)		K			SAFE	P4				3	1	0	1	0	1	0											
Inning Stats	R: 3 E: 0 K: 1 S: 6	H: 1 LOB: 1 BB: 3 P: 20	R: 0 E: 0 K: 1 S: 4	H: 0 LOB: 0 BB: 0 P: 6	R: 0 E: 0 K: 1 S: 5	H: 0 LOB: 0 BB: 0 P: 5	R: 0 E: 0 K: 0 S: 3	H: 0 LOB: 0 BB: 0 P: 3	R: 5 E: 2 K: 1 S: 11	H: 4 LOB: 1 BB: 1 P: 17	R: 0 E: 0 K: 1 S: 5	H: 0 LOB: 0 BB: 0 P: 5	R: 0 E: 0 K: 2 S: 7	H: 0 LOB: 0 BB: 0 P: 7	R: 0 E: 0 K: 1 S: 5	H: 0 LOB: 0 BB: 0 P: 5		1B: 3 2B: 0 3B: 0 HR: 2	SF: 1 SAC: 0 DP: 0 HBP: 1	WP: 0 PB: 0 SB: 1 CS: 1	PA: 35						
PITCHER	IP	WLS	BF	H	R	ER	SO	BB	IBB	HBP	BLK	WP	HR	S	P	ERA	WHIP										
36 Edwin Jackson, R (1,1) ERA: 5.4	3.0	L	13	1	3	3	3	3	0	0	0	0	1	15	31	9.00	1.333										
Kyle Bloom, L (4,1) ERA: 10.8	1.1		9	3	5	4	0	1	0	0	0	0	1	9	15	27.00	3.000										
74 Ryan Perry, R (5,1) ERA:	1.2		6	1	0	0	2	0	0	0	0	0	0	10	10	0.00	0.600										
40 Alfredo Figaro, R (7,1) ERA:	2.0		6	0	0	0	3	0	0	0	0	0	0	12	12	0.00	0.000										

AB	34
R	2
H	7
RBI	2
BB	1
SO	15
LOB	10



AB	28
R	8
H	5
RBI	8
BB	4
SO	8
LOB	4



Batter	1	2	3	4	5	6	7	8	9	AB	R	H	RBI	BB	SO	LOB	TOP																				
9 Miquel Cairo, R (1.4) OBP: 0.348, SLG: 0.636 71 J.J. Furmaniak, R (7.4) OBP: 0.200, SLG: 0.200										3	1	2	0	0	1	0	Philadelphia Phillies @ Tampa Bay Rays Charlotte County Stadium, Port Charlotte, FL Thu Mar 12 2009, 1:05 PM EDT Att: 6,927 - Partly Cloudy - 81 F livebaseballscorecards.com																				
79 Jason Ellison, R (1.8) OBP: 0.222, SLG: 0.176										3	0	0	0	1	1	0																					
29 Raul Ibanez, L (1.7) OBP: 0.324, SLG: 0.333 34 Pablo Ozuna, R (7.7) OBP: 0.429, SLG: 0.526										2	0	0	0	1	0	0																					
6 Ryan Howard, L (1.3) OBP: 0.355, SLG: 0.731 33 Andy Tracy, L (7.3) OBP: 0.200, SLG: 0.600										2	0	0	1	0	1	0																					
Geoff Jenkins, L (1.10) OBP: 0.192, SLG: 0.348 3 Lou Marson, R (9, PH) OBP: 0.176, SLG: 0.067										3	0	0	0	0	1	2																					
19 Greg Dobbs, L (1.5) OBP: 0.344, SLG: 0.310 24 Mike Cervenak, R (7.5)										2	0	0	0	1	0	0																					
40 John Mayberry Jr., R (1.9) OBP: 0.324, SLG: 0.618										3	0	0	0	0	1	3																					
75 Jason Donald, R (1.6) OBP: 0.474, SLG: 0.419 13 Jorge Velandia, R (8.6) OBP: 0.250, SLG: 0.250										2	0	0	0	1	0	0																					
Ronny Paulino, R (1.2) OBP: 0.333, SLG: 0.467 27 Chris Coste, R (6.2)										2	0	0	0	0	1	1																					
Inning Stats	R: 0 E: 0 K: 2 S: 7	H: 0 LOB: 0 BB: 0 P: 7	R: 0 E: 0 K: 1 S: 5	H: 0 LOB: 0 BB: 0 P: 5	R: 0 E: 0 K: 0 S: 2	H: 0 LOB: 0 BB: 1 P: 6	R: 0 E: 0 K: 0 S: 3	H: 1 LOB: 0 BB: 0 P: 3	R: 0 E: 0 K: 0 S: 3	H: 0 LOB: 0 BB: 0 P: 3	R: 0 E: 0 K: 2 S: 7	H: 0 LOB: 0 BB: 0 P: 7	R: 1 E: 0 K: 1 S: 6	H: 1 LOB: 3 BB: 3 P: 18	R: 0 E: 0 K: 0 S: 3	H: 0 LOB: 0 BB: 0 P: 3		R: 1 E: 0 K: 1 S: 7	H: 1 LOB: 0 BB: 0 P: 10	1B: 2 2B: 0 3B: 0 HR: 1	SF: 1 SAC: 0 DP: 1 HBP: 0	WP: 1 PB: 0 SB: 0 CS: 0	PA: 32														
PITCHER	IP	WLS	BF	H	R	ER	SO	BB	IBB	HBP	BLK	WP	HR	S	P	ERA	WHIP	PITCHER		IP	WLS	BF	H	R	ER	SO	BB	IBB	HBP	BLK	WP	HR	S	P	ERA	WHIP	
33 James Shields, R (1.1) ERA: 1.5	4.0	W	12	1	0	0	3	1	0	0	0	0	0	17	21	0.00	0.500	46 Joe Nelson, R (9.1) ERA: 13.5		1.0	S	4	1	1	1	1	0	0	0	0	0	0	1	7	10	9.00	1.000
40 Troy Percival, R (5.1) ERA: 4.5	1.0	H	3	0	0	0	0	0	0	0	0	0	0	3	3	0.00	0.000																				
35 Dan Wheeler, R (6.1) ERA: 4.5	1.0	H	3	0	0	0	2	0	0	0	0	0	0	7	7	0.00	0.000																				
50 Grant Balfour, R (7.1) ERA: 5.4	0.2	H	6	1	1	1	1	3	0	0	0	1	0	5	17	13.50	6.000																				
36 Randy Choate, L (7.1) ERA: 6.75	1.1	H	4	0	0	0	0	0	0	0	0	0	0	4	4	0.00	0.000																				

Batter	1	2	3	4	5	6	7	8	9	AB	R	H	RBI	BB	SO	LOB	BOTTOM																			
8 Jason Bartlett, R (1.6) OBP: 0.429, SLG: 0.550 15 Reid Brignac, L (6.6) OBP: 0.222, SLG: 0.292										3	0	1	0	0	0	0	Philadelphia Phillies @ Tampa Bay Rays Charlotte County Stadium, Port Charlotte, FL Thu Mar 12 2009, 1:05 PM EDT Att: 6,927 - Partly Cloudy - 81 F livebaseballscorecards.com																			
13 Carl Crawford, L (1.7) OBP: 0.316, SLG: 0.556 11 Morgan Ensberg, R (6.5) OBP: 0.261, SLG: 0.158										3	1	1	0	0	0	2																				
3 Evan Longoria, R (1.5) OBP: 0.522, SLG: 0.778 37 Ray Olmedo, S (6.4) OBP: 0.348, SLG: 0.409										2	0	0	1	0	0	2																				
23 Carlos Pena, L (1.3) OBP: 0.300, SLG: 0.444 10 Justin Ruggiano, R (7.8) OBP: 0.345, SLG: 0.444										2	0	0	0	1	1	0																				
5 Pat Burrell, R (1.10) OBP: 0.500, SLG: 0.600 41 Michel Hernandez, R (8, PH) OBP: 0.250, SLG: 0.250										3	1	1	0	0	0	1																				
19 Gabe Kapler, R (1.8) OBP: 0.250, SLG: 0.286 28 John Jaso, L (7.2)										3	1	2	1	0	0	1																				
30 Dioner Navarro, S (1.2) OBP: 0.351, SLG: 0.500 32 Chris Richard, L (7.3) OBP: 0.458, SLG: 0.579										3	0	1	0	0	0	3																				
26 Gabe Gross, L (1.9) OBP: 0.500, SLG: 0.438 43 Jon Weber, L (7.9) OBP: 0.348, SLG: 0.636										3	0	1	1	0	0	1																				
24 Adam Kennedy, L (1.4) OBP: 0.333, SLG: 0.333 62 Ray Sadler, R (6.7) OBP: 0.381, SLG: 0.900										2	0	1	0	0	0	1																				
Inning Stats	R: 1 E: 0 K: 0 S: 4	H: 1 LOB: 0 BB: 0 P: 5	R: 1 E: 0 K: 0 S: 5	H: 3 LOB: 1 BB: 0 P: 5	R: 0 E: 0 K: 0 S: 3	H: 0 LOB: 0 BB: 0 P: 3	R: 0 E: 0 K: 0 S: 3	H: 0 LOB: 1 BB: 1 P: 7	R: 0 E: 0 K: 0 S: 5	H: 2 LOB: 2 BB: 0 P: 6	R: 1 E: 0 K: 1 S: 7	H: 2 LOB: 1 BB: 0 P: 7	R: 0 E: 0 K: 0 S: 3	H: 1 LOB: 1 BB: 1 P: 7	R: 0 E: 0 K: 0 S: 3	H: 1 LOB: 0 BB: 0 P: 3		1B: 7 2B: 2 3B: 0 HR: 1	SF: 1 SAC: 0 DP: 1 HBP: 0	WP: 0 PB: 0 SB: 2 CS: 1	PA: 33															
PITCHER	IP	WLS	BF	H	R	ER	SO	BB	IBB	HBP	BLK	WP	HR	S	P	ERA	WHIP	PITCHER		IP	WLS	BF	H	R	ER	SO	BB	IBB	HBP	BLK	WP	HR	S	P	ERA	WHIP
50 Jamie Moyer, L (1.1) ERA: 2.45	5.0	L	21	6	2	2	0	1	0	0	0	0	0	20	26	3.60	1.400	43 J.A. Happ, L (6.1) ERA: 2.45		3.0		12	4	1	1	1	1	0	0	0	0	1	13	17	3.00	1.667

Batter	1	2	3	4	5	6	7	8	9	AB	R	H	RBI	BB	SO	LOB	TOP								
3 Niyer Morgan, L OBP: 0.211, SLG: 0.194 68 Jeff Salazar, L OBP: 0.387, SLG: 0.500	F8	G4-3			P1		K		HR	4	0	0	0	0	1	2									
22 Andrew McCutchen, R OBP: 0.394, SLG: 0.417 31 Jose Tabata, R OBP: 0.563, SLG: 0.545	G5-3		L5		15 1B		K		K	3	1	1	0	1	1	1									
15 Andy LaRoche, R OBP: 0.400, SLG: 0.652 19 Neil Walker, S OBP: 0.353, SLG: 0.345	G5-3		G5-3						P5	3	0	1	1	0	0	1									
41 Ryan Doumit, S OBP: 0.207, SLG: 0.333	K		G3-1						K	4	0	0	0	0	2	1									
51 Steve Pearce, R OBP: 0.429, SLG: 0.615					F9					4	1	3	0	0	0	0									
69 Garrett Jones, L OBP: 0.486, SLG: 0.571					G4-3				K	4	1	1	0	0	1	2									
23 Robinson Diaz, R OBP: 0.800, SLG: 0.813 75 Erik Kratz, R OBP: 1.000, SLG: 2.000			P3						G6-3	3	0	1	0	0	0	3									
10 Brian Bixler, R OBP: 0.440, SLG: 0.609										4	1	3	1	0	1	1									
36 Luis Alfonso Cruz, R OBP: 0.176, SLG: 0.176 71 Anderson Machado, S OBP: 0.222, SLG: 0.125										3	0	0	0	0	1	2									
Inning Stats	R: 0 E: 0 K: 1 S: 6	H: 1 LOB: 1 BB: 0 P: 6	R: 2 E: 0 K: 0 S: 6	H: 3 LOB: 1 BB: 0 P: 7	R: 0 E: 0 K: 0 S: 3	H: 0 LOB: 0 BB: 0 P: 3	R: 0 E: 0 K: 1 S: 6	H: 1 LOB: 1 BB: 0 P: 6	R: 1 E: 0 K: 0 S: 3	H: 1 LOB: 1 BB: 1 P: 7	R: 0 E: 0 K: 0 S: 4	H: 1 LOB: 1 BB: 0 P: 4	R: 0 E: 0 K: 3 S: 10	H: 1 LOB: 1 BB: 0 P: 10	R: 0 E: 0 K: 2 S: 8	H: 1 LOB: 1 BB: 0 P: 8	R: 3 E: 0 K: 1 S: 8	H: 3 LOB: 0 BB: 1 P: 12	1B: 7 2B: 3 3B: 1 HR: 1	SF: 0 SAC: 0 DP: 0 HBP: 0	WP: 0 PB: 0 SB: 1 CS: 1	PA: 39			
PITCHER	IP	WLS	BF	H	R	ER	SO	BB	IBB	HBP	BLK	WP	HR	S	P	ERA	WHIP								
56 Joe Blanton, R ERA: 3.72 Bobby Mosebach, R ERA: 3.89 46 Ryan Madson, R ERA: 4.5 68 Scott Nestor, R ERA: 9.0 53 Blaine Neal, R ERA: 23.63	4.2		19	5	2	2	2	0	0	0	1	0	0	23	24	3.86	1.071								

Pittsburgh Pirates @ Philadelphia Phillies
Bright House Networks Field, Clearwater, FL

AB 37
R 6
H 12
RBI 5
BB 2
SO 8
LOB 13



WP: 0 PA: 39
PB: 0
SB: 1
CS: 1

Batter	1	2	3	4	5	6	7	8	9	AB	R	H	RBI	BB	SO	LOB	BOTTOM								
4 Eric Bruntlett, R OBP: 0.447, SLG: 0.345	G6-3				G5-4-3				P6	4	0	1	0	1	0	3									
75 Jason Donald, R OBP: 0.465, SLG: 0.472	G4-3				FC4-6					5	1	2	0	0	0	3									
29 Raul Ibanez, L OBP: 0.308, SLG: 0.343	G4-3								G1-6-3	5	1	1	1	0	2	2									
6 Ryan Howard, L OBP: 0.382, SLG: 0.821 33 Andy Tracy, L OBP: 0.250, SLG: 0.500					E5					2	1	1	2	1	0	0									
28 Jayson Werth, R OBP: 0.313, SLG: 0.333 19 Greg Dobbs, L OBP: 0.364, SLG: 0.310										3	1	1	0	0	0	3									
40 John Mayberry Jr., R OBP: 0.325, SLG: 0.622 12 Matt Stairs, L OBP: 0.250, SLG: 0.200										3	1	1	0	0	2	3									
7 Pedro Feliz, R OBP: 0.348, SLG: 0.263										2	0	0	0	0	0	0									
9 Miguel Cairo, R OBP: 0.346, SLG: 0.600 34 Pablo Ozuna, R OBP: 0.455, SLG: 0.526										3	0	1	1	0	0	1									
51 Carlos Ruiz, R OBP: 0.455, SLG: 0.375 27 Chris Coste, R										2	0	1	1	1	0	0									
Inning Stats	R: 0 E: 0 K: 0 S: 3	H: 0 LOB: 0 BB: 0 P: 3	R: 0 E: 1 K: 1 S: 5	H: 0 LOB: 0 BB: 0 P: 5	R: 0 E: 0 K: 0 S: 3	H: 0 LOB: 0 BB: 0 P: 3	R: 0 E: 1 K: 2 S: 9	H: 1 LOB: 3 BB: 1 P: 13	R: 0 E: 0 K: 0 S: 3	H: 1 LOB: 1 BB: 1 P: 7	R: 5 E: 0 K: 1 S: 11	H: 6 LOB: 2 BB: 1 P: 15	R: 0 E: 0 K: 1 S: 5	H: 0 LOB: 1 BB: 1 P: 9	R: 0 E: 0 K: 0 S: 3	H: 0 LOB: 1 BB: 1 P: 7	R: 0 E: 0 K: 1 S: 5	H: 1 LOB: 0 BB: 0 P: 5	1B: 4 2B: 3 3B: 1 HR: 1	SF: 0 SAC: 0 DP: 3 HBP: 0	WP: 0 PB: 0 SB: 0 CS: 0	PA: 40			
PITCHER	IP	WLS	BF	H	R	ER	SO	BB	IBB	HBP	BLK	WP	HR	S	P	ERA	WHIP								
57 Zach Duke, L ERA: 1.86 50 David Davidson, L ERA: 11.37 62 Daniel McCutchen, R ERA: 11.37 61 Jeff Sues, R ERA: 47 Eyan Meek, R ERA:	3.2		14	1	0	0	2	1	0	0	0	0	0	3	3	0.00	0.545								
66 Brian Slocum, R ERA: 13.5 96 Jeremy Powell, R ERA:	1.0		4	1	0	0	1	0	0	0	0	0	0	5	5	0.00	1.000								

Pittsburgh Pirates @ Philadelphia Phillies
Bright House Networks Field, Clearwater, FL

AB 35
R 5
H 9
RBI 5
BB 5
SO 6
LOB 19



WP: 0 PA: 40
PB: 0
SB: 0
CS: 0

Batter	1	2	3	4	5	6	7	8	9	AB	R	H	RBI	BB	SO	LOB	TOP				
34 Pablo Ozuna, R OBP: 0.500, SLG: 0.565 71 J.J. Furmaniak, R OBP: 0.167, SLG: 0.167										4	0	3	1	0	0	0	Philadelphia Phillies @ Houston Astros Osceola County Stadium, Kissimmee, FL Sat Mar 14 2009, 1:05 PM EDT Att: 4,718 - Cloudy - 70 F				
75 Jason Donald, R OBP: 0.447, SLG: 0.450 24 Mike Cervenak, R OBP: 0.167, SLG: 0.167										4	2	1	0	0	1	4					
19 Greg Dobbs, L OBP: 0.378, SLG: 0.364 33 Andy Tracy, L OBP: 0.231, SLG: 0.462										4	1	2	2	0	0	3					
12 Matt Stairs, L OBP: 0.375, SLG: 0.308										3	0	2	0	1	0	0					
28 Javson Werth, R OBP: 0.350, SLG: 0.529 79 Jason Ellison, R OBP: 0.222, SLG: 0.176										2	1	1	2	1	0	1					
40 John Mayberry Jr., R OBP: 0.316, SLG: 0.585										4	0	1	0	0	2	3					
22 Marcus Giles, R OBP: 0.296, SLG: 0.217										4	0	0	0	0	1	5					
4 Eric Bruntlett, R OBP: 0.463, SLG: 0.355 13 Jorge Velandia, R OBP: 0.200, SLG: 0.200										2	1	1	0	0	0	0					
3 Lou Marson, R OBP: 0.200, SLG: 0.059 27 Chris Coste, R OBP: 0.167, SLG: 0.167										2	0	0	0	1	0	2					
Inning Stats	R: 2 E: 0 K: 0 S: 7	H: 4 LOB: 2 BB: 0 P: 8	R: 0 E: 0 K: 0 S: 2	H: 0 LOB: 0 BB: 0 P: 3	R: 1 E: 0 K: 1 S: 6	H: 2 LOB: 2 BB: 2 P: 15	R: 0 E: 0 K: 1 S: 6	H: 1 LOB: 2 BB: 1 P: 10	R: 1 E: 0 K: 0 S: 4	H: 1 LOB: 0 BB: 0 P: 4	R: 0 E: 0 K: 1 S: 5	H: 1 LOB: 0 BB: 0 P: 5	R: 0 E: 0 K: 1 S: 5	H: 0 LOB: 0 BB: 0 P: 5	R: 0 E: 0 K: 0 S: 3	H: 0 LOB: 0 BB: 0 P: 3		1B: 9 2B: 1 3B: 0 HR: 1	SF: 1 SAC: 0 DP: 3 HBP: 1	WP: 0 PB: 0 SB: 4 CS: 0	PA: 39
PITCHER	IP WLS BF H R ER SO BB IBB HBP BLK WP HR S P ERA WHIP																				
39 Russ Ortiz, R ERA: 5.56 Gilbert De La Vara, L ERA: 7.71 47 Jose Valverde, R ERA: 5.4 26 Doug Brocail, R ERA: 69 Bud Norris, R ERA: 8.59	(1, 1) 3.2 L 20 7 3 3 2 3 0 0 1 0 0 0 0 20 35 7.36 2.727	(4, 1) 1.1 5 1 1 1 0 0 0 0 0 0 0 1 5 5 6.75 0.750	(6, 1) 1.0 5 2 1 1 0 0 0 0 0 0 0 0 5 7 9.00 2.000	(7, 1) 1.0 3 1 0 0 1 0 0 0 0 0 0 0 5 5 0.00 1.000	(8, 1) 2.0 6 0 0 0 0 1 0 0 0 0 0 0 8 8 0.00 0.000																

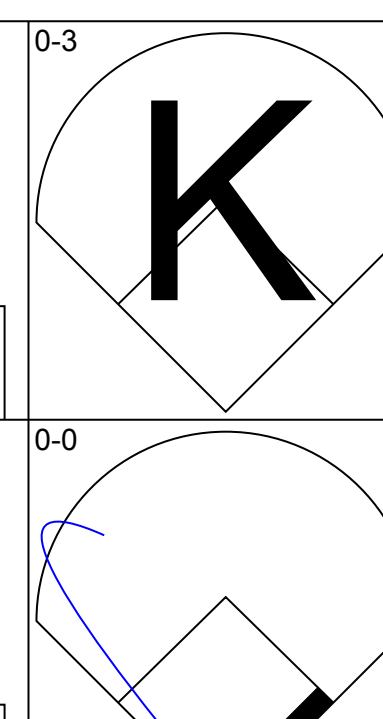
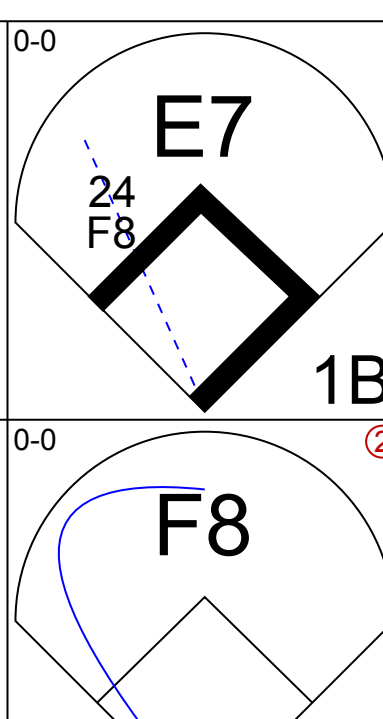
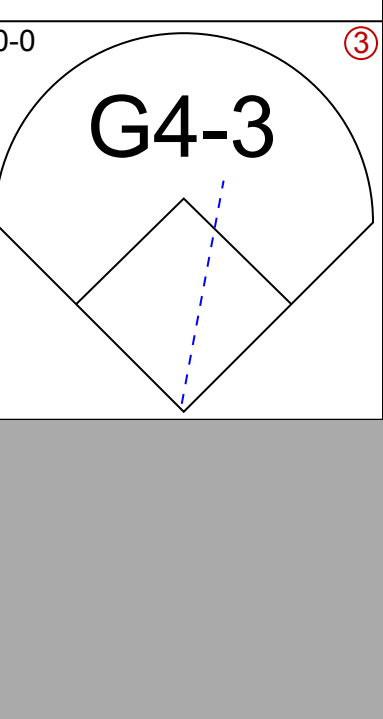
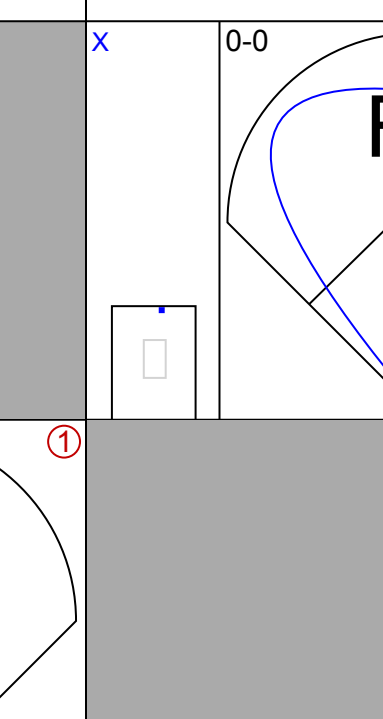
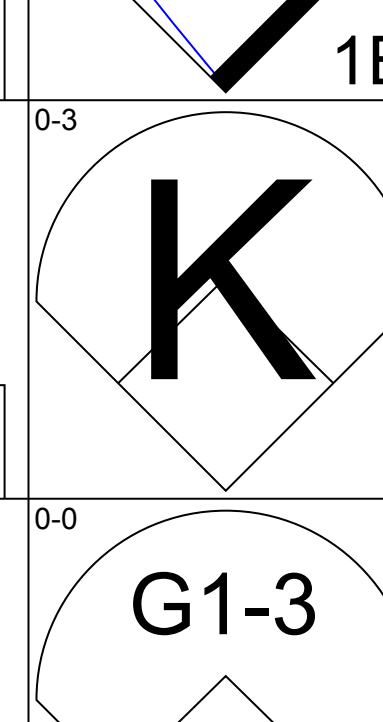
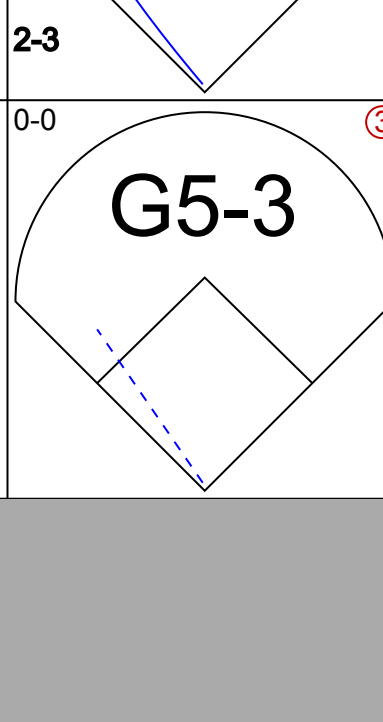
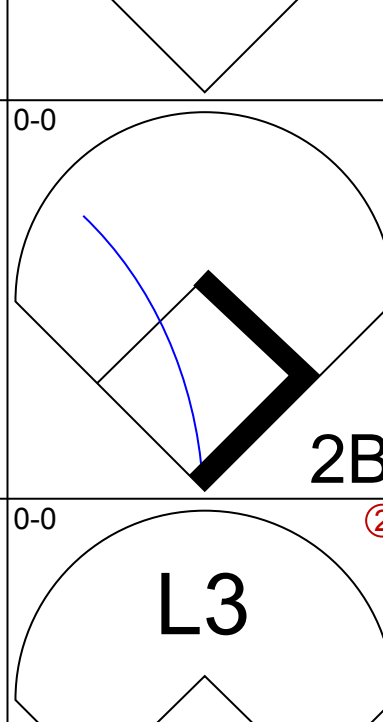
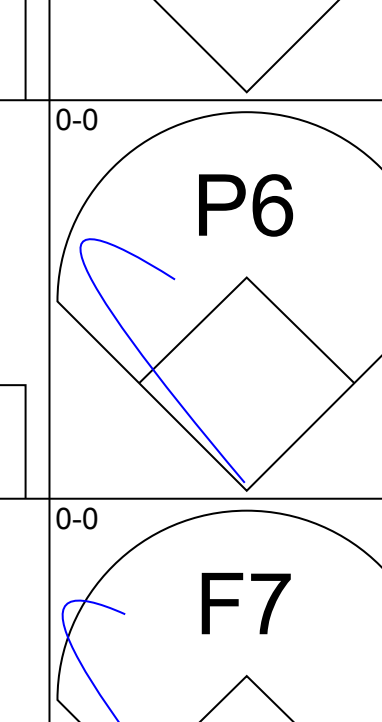







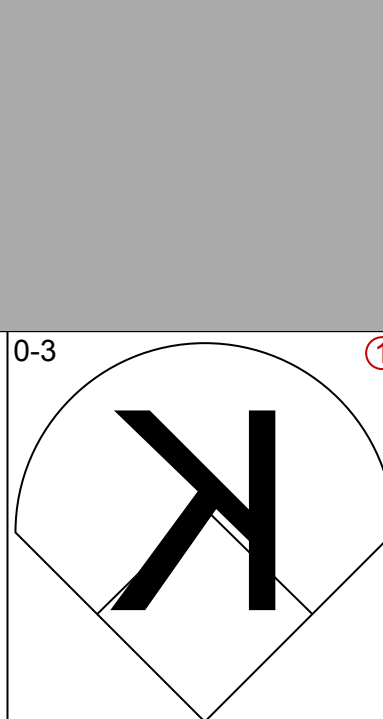


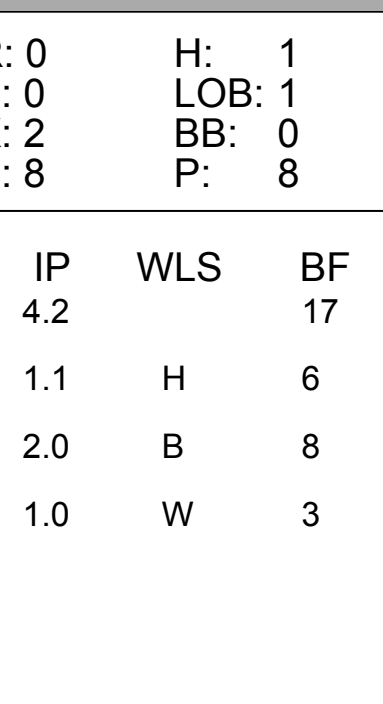
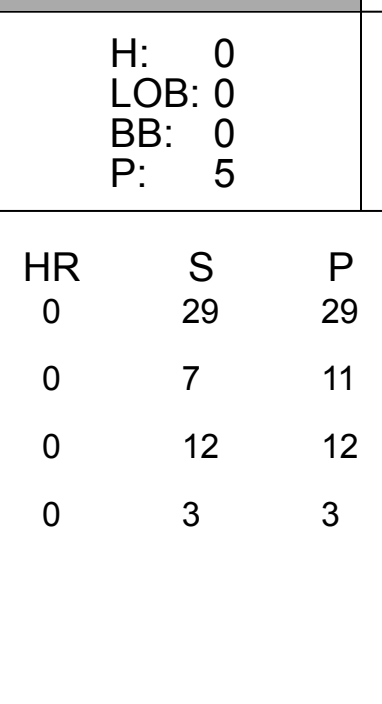
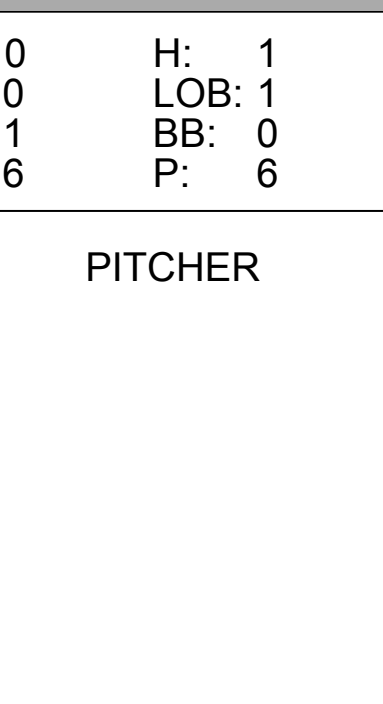
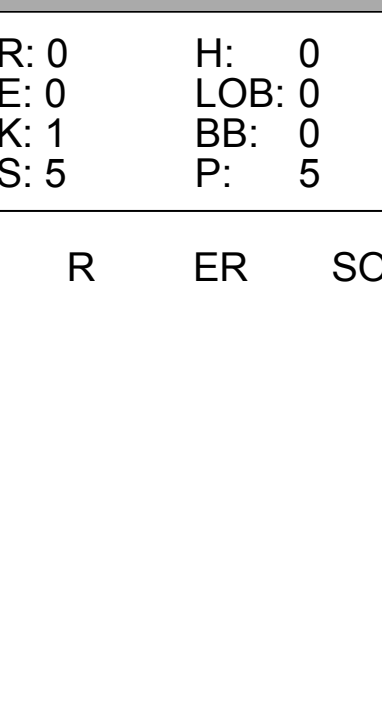


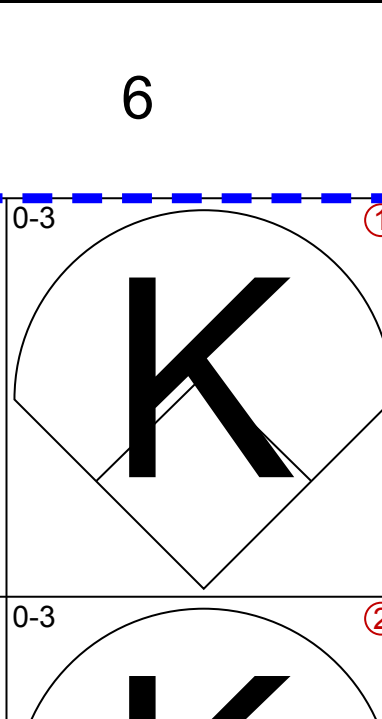


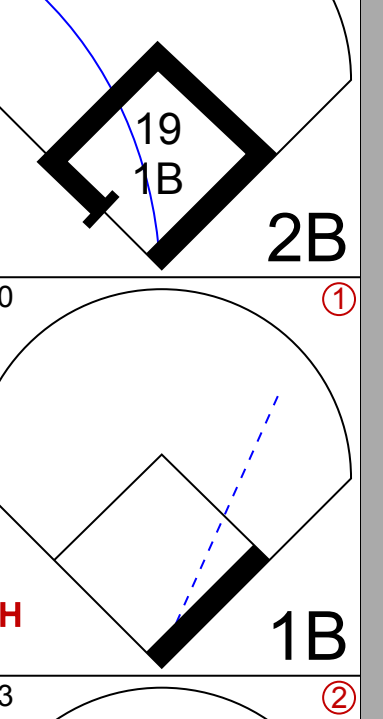

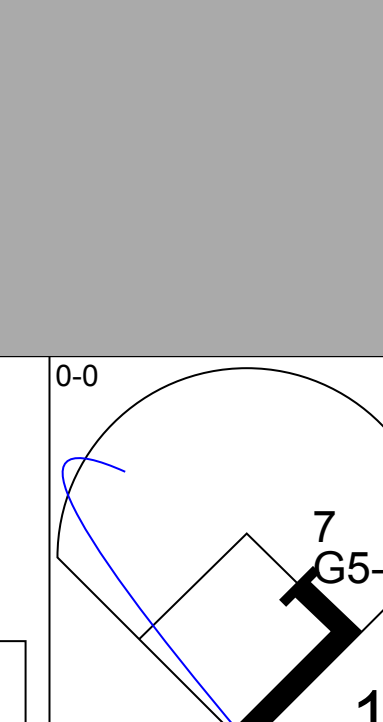
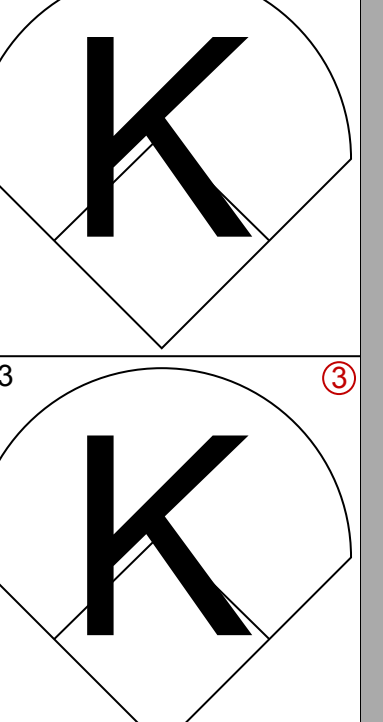

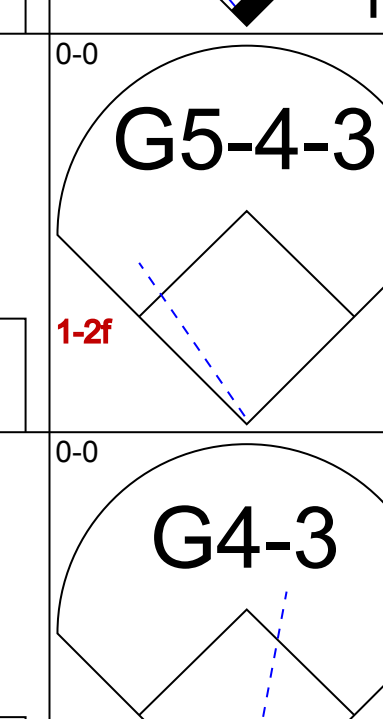

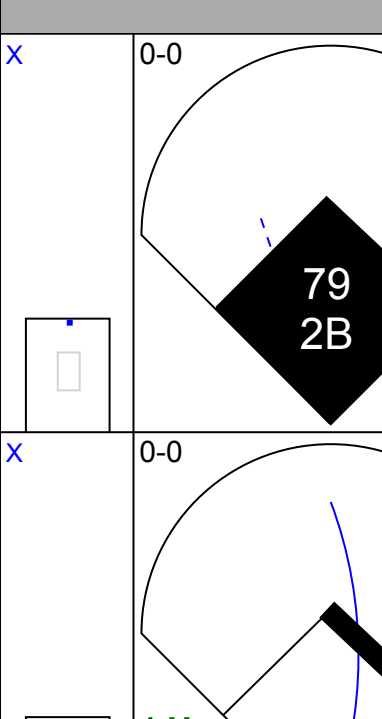



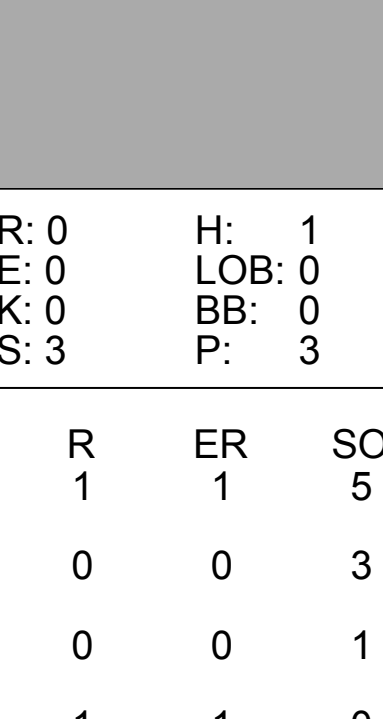
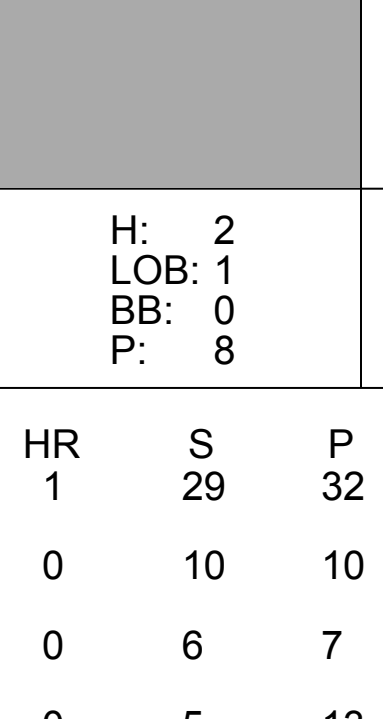
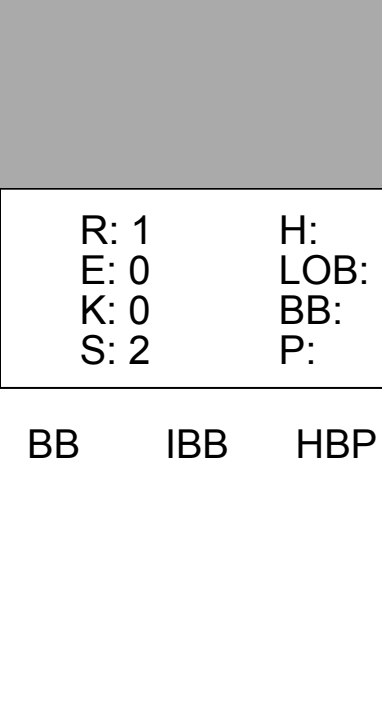



AB	34
R	5
H	11
RBI	5
BB	3
SO	4
LOB	18

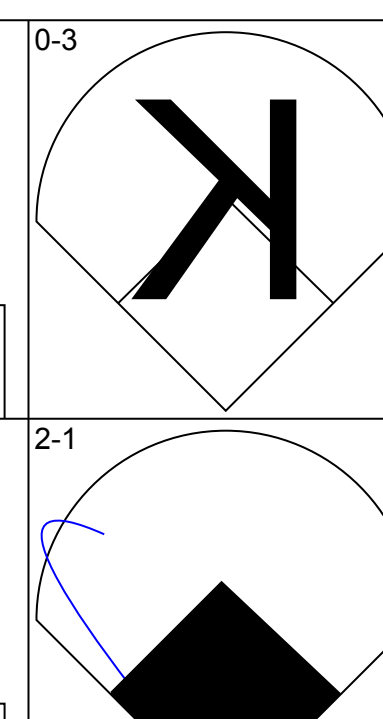
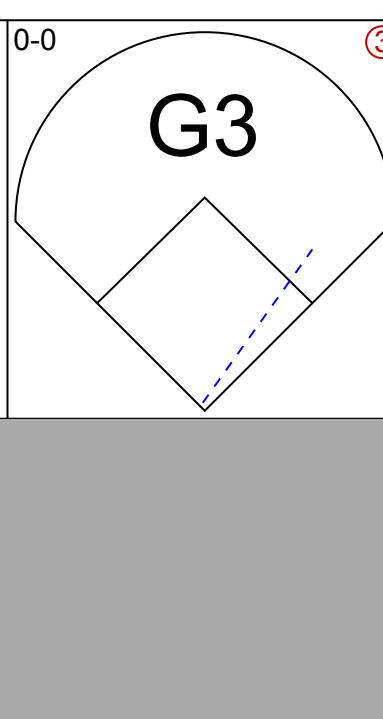
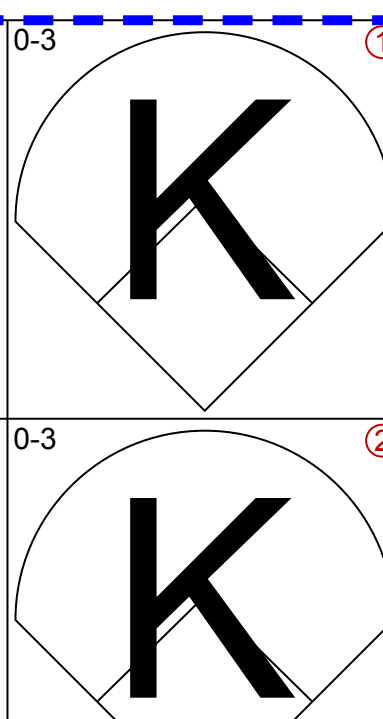
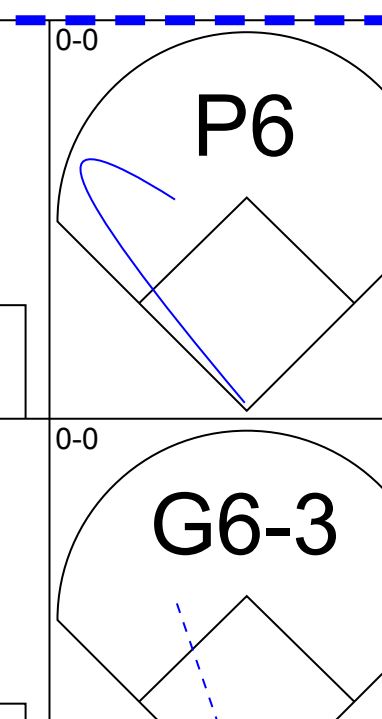
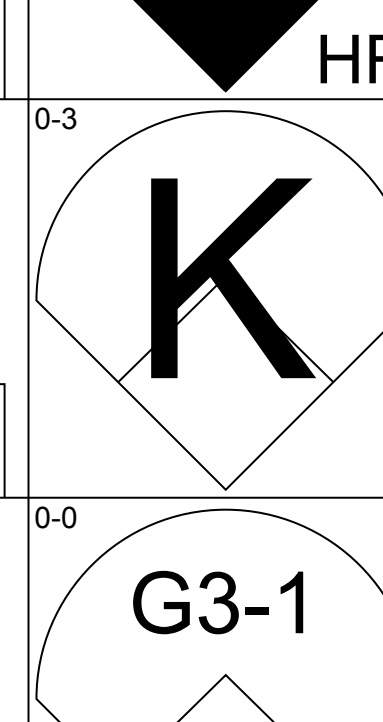

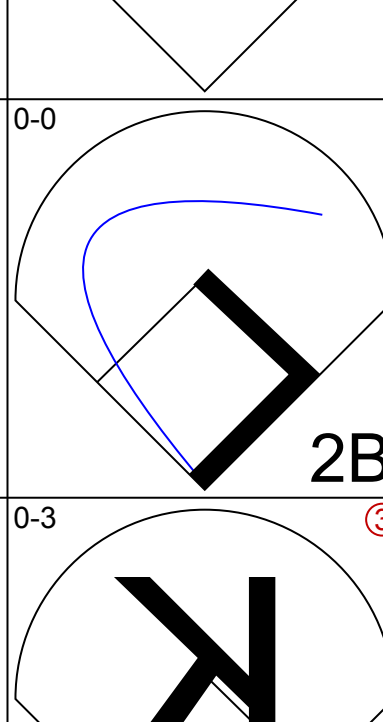
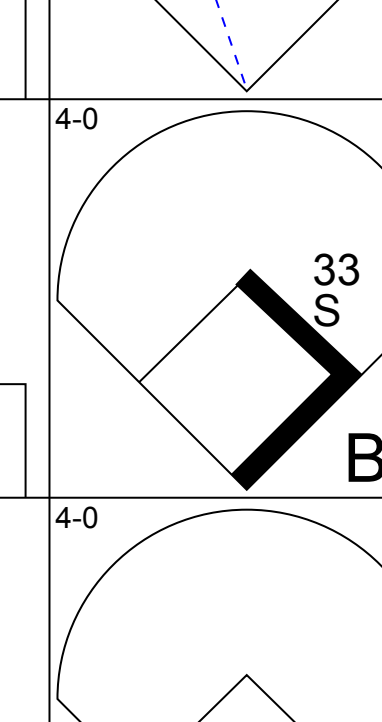


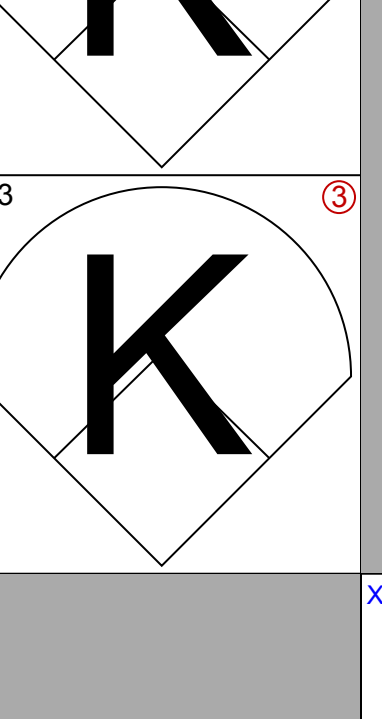

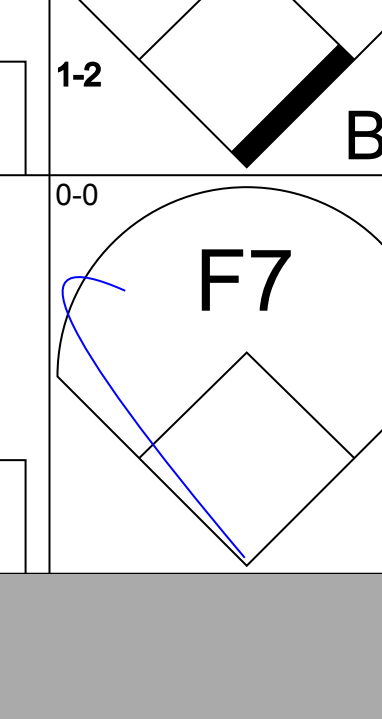






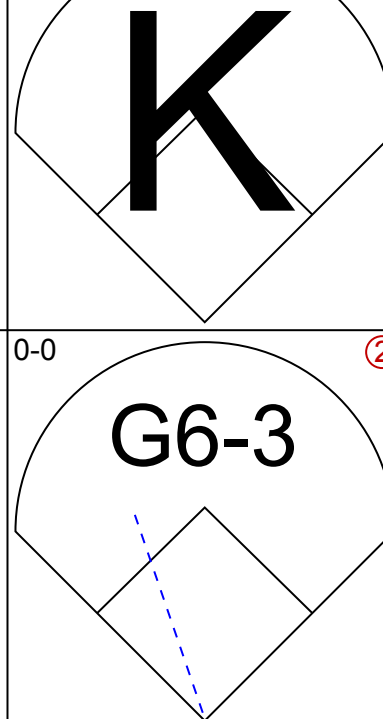



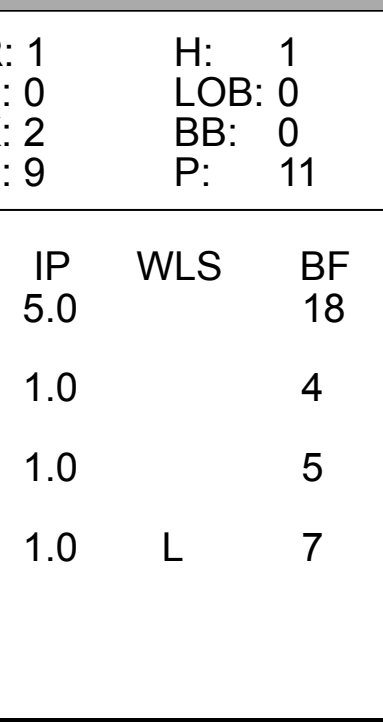
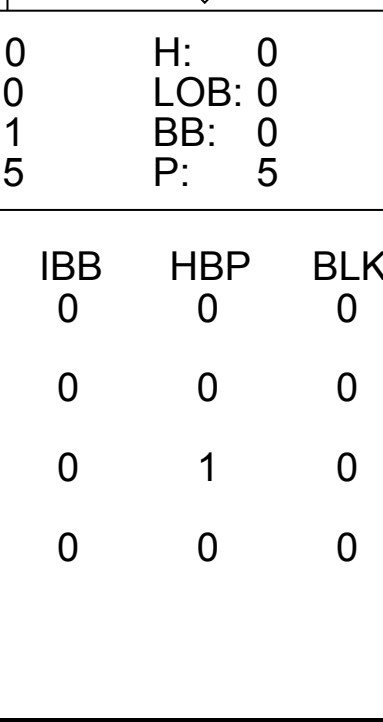
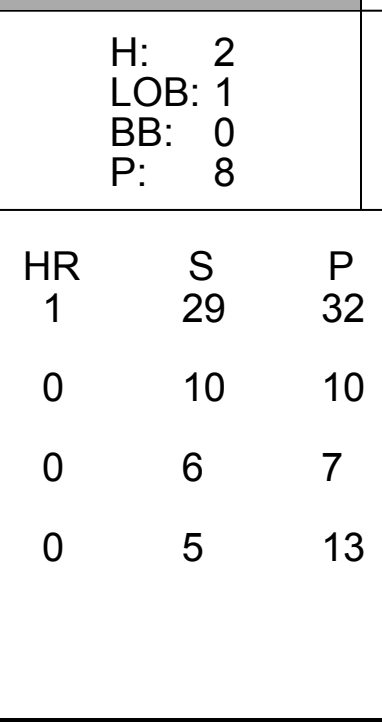
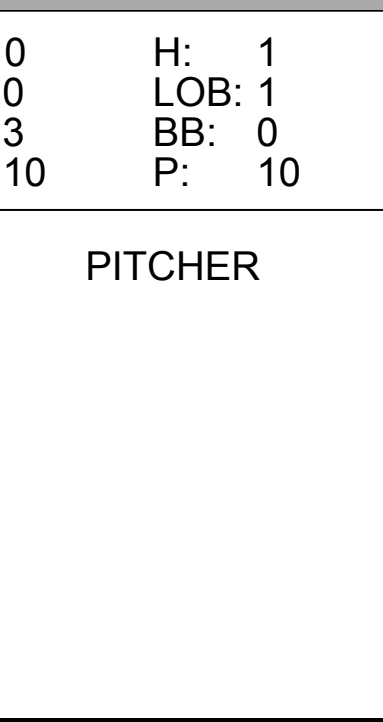
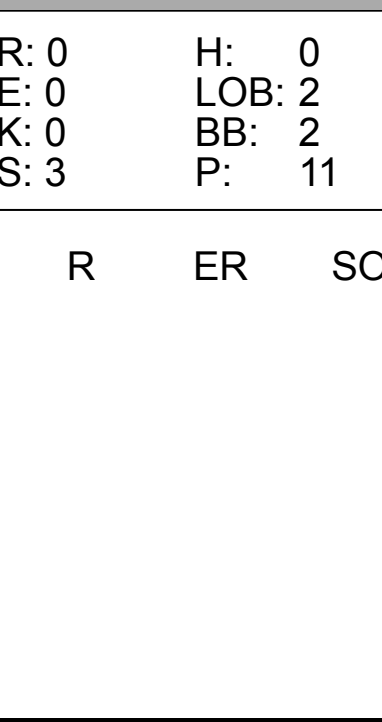

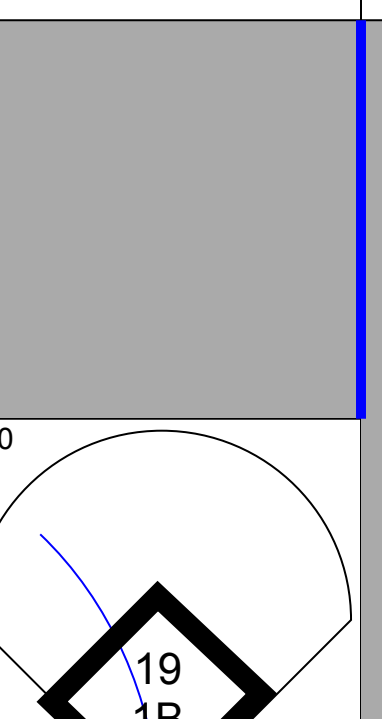
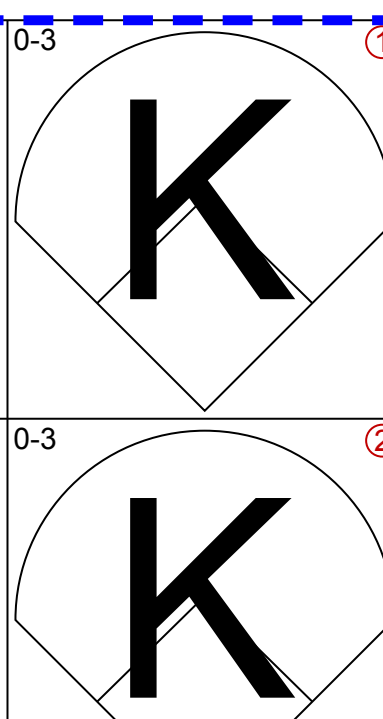
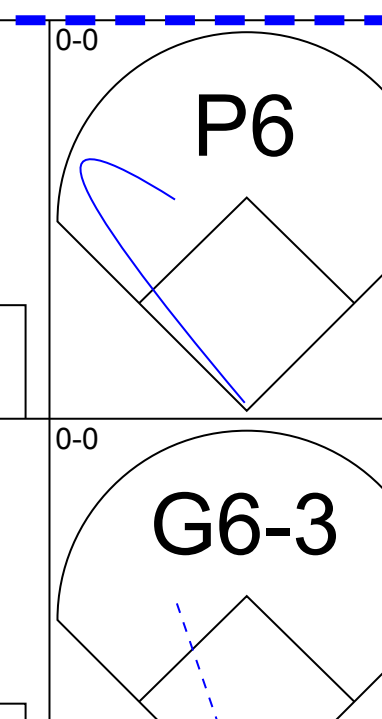

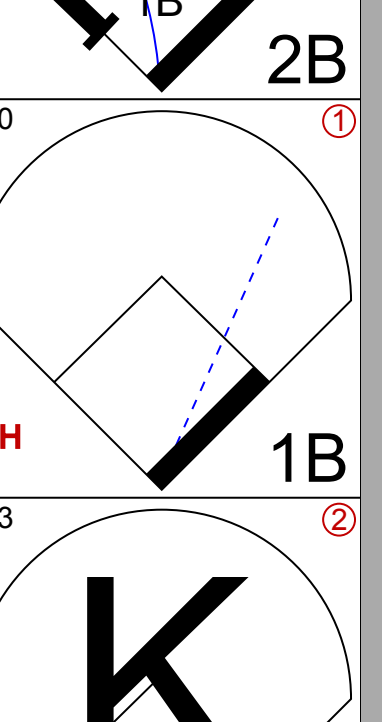
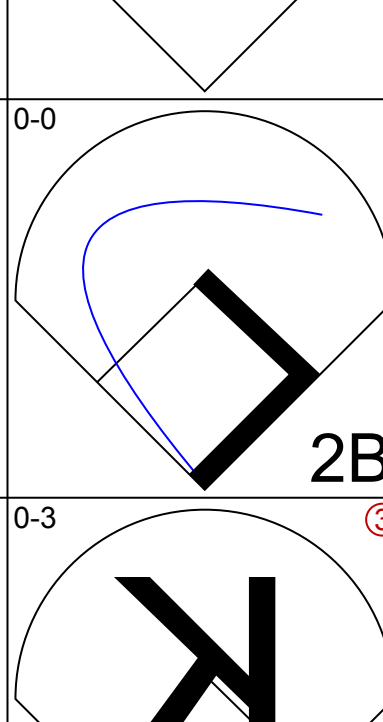
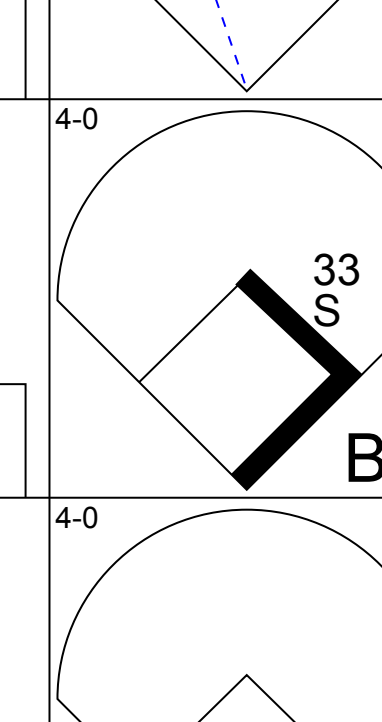
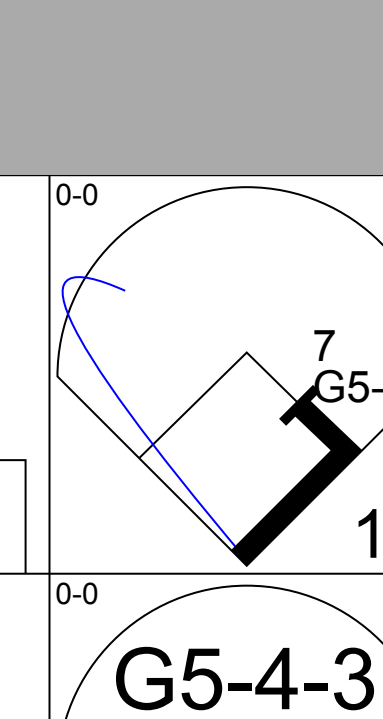
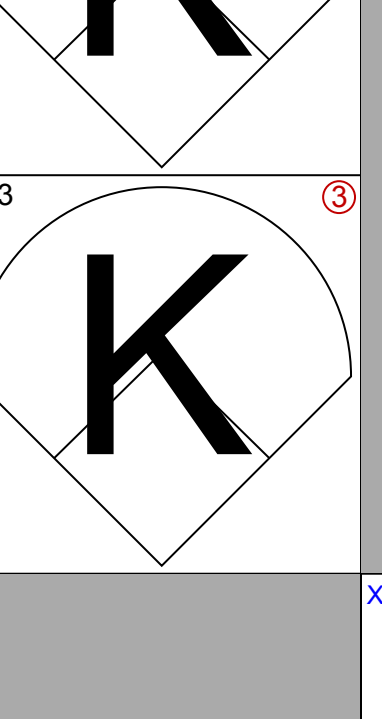

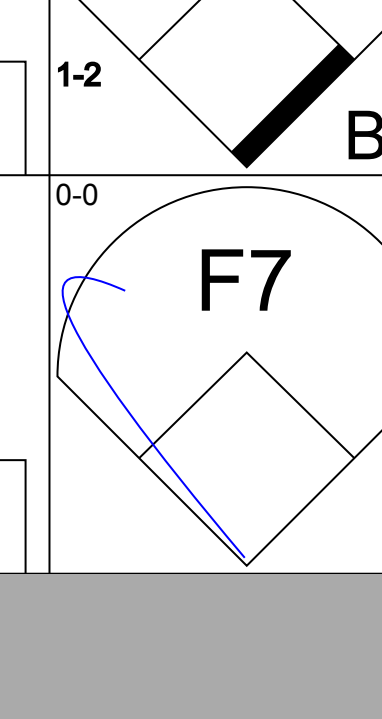
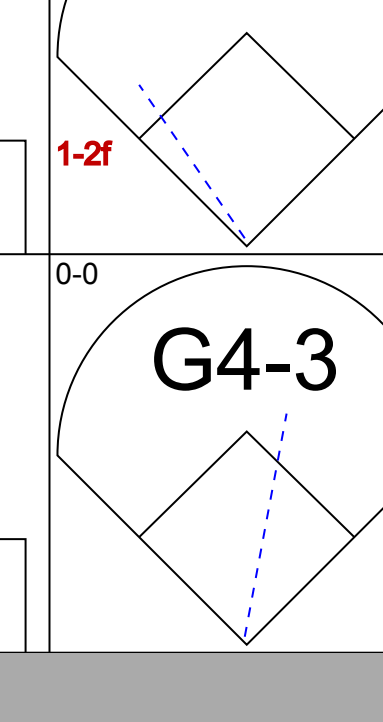







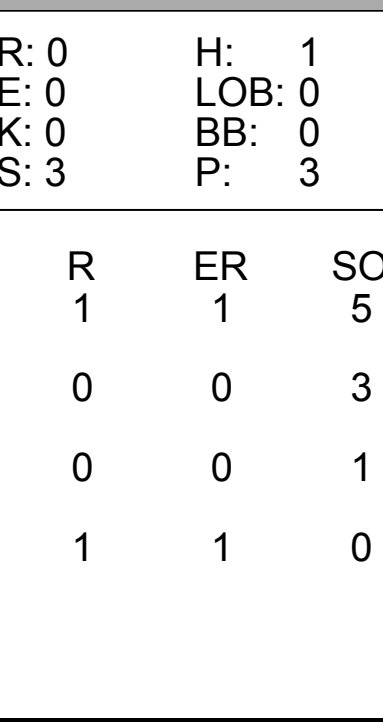
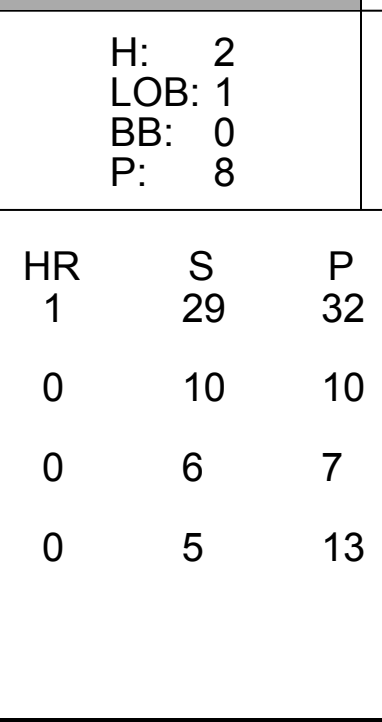
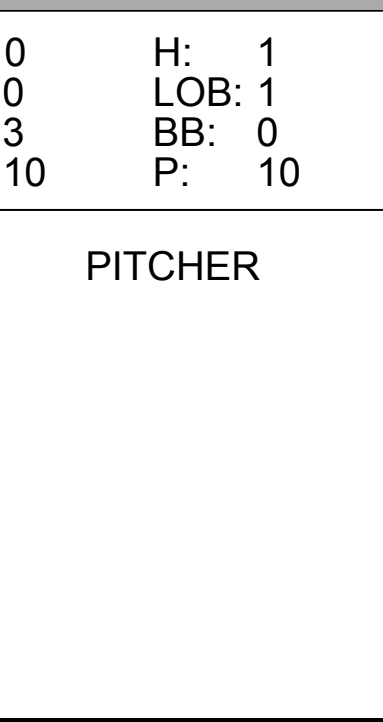
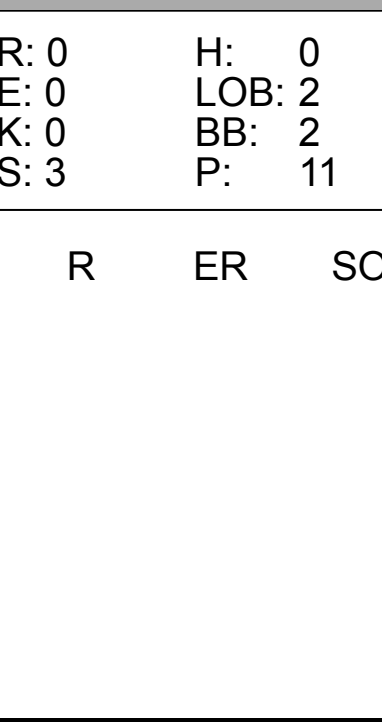


Batter	1	2	3	4	5	6	7	8	9	AB	R	H	RBI	BB	SO	LOB	BOTTOM			
21 Michael Bourn, L OBP: 0.333, SLG: 0.297										4	0	0	0	1	1	3	Philadelphia Phillies @ Houston Astros Osceola County Stadium, Kissimmee, FL Sat Mar 14 2009, 1:05 PM EDT Att: 4,718 - Cloudy - 70 F			
Matt Kata, S OBP: 0.250, SLG: 0.458										5	1	2	0	0	1	3				
17 Lance Berkman, S OBP: 0.440, SLG: 0.474										4	0	2	1	0	1	3				
45 Carlos Lee, R OBP: 0.222, SLG: 0.133 Eli Iorg, R OBP: 0.167, SLG: 0.167										3	0	0	0	1	1	1				
10 Miguel Tejada, R OBP: 0.364, SLG: 0.800 23 Edwin Maysonet, R OBP: 0.273, SLG: 0.300										3	0	0	0	0	0	2				
2 Darin Erstad, L OBP: 0.289, SLG: 0.240 30 Yordany Ramirez, R OBP: 0.176, SLG: 0.188										3	0	0	0	0	2	2				
59 Lou Palmisano, R OBP: 0.214, SLG: 0.231 72 Lou Santangelo, R OBP: 0.167, SLG: 0.167										2	0	1	0	1	0	0				
89 Jason Smith, L OBP: 0.517, SLG: 0.667										3	0	1	0	1	2	1				
19 Mark Saccamanno, R OBP: 0.095, SLG: 0.333										4	1	1	1	0	2	4				
Inning Stats	R: 1 E: 0 K: 1 S: 7	H: 2 LOB: 1 BB: 1 P: 11	R: 0 E: 0 K: 3 S: 11	H: 2 LOB: 3 BB: 1 P: 15	R: 0 E: 0 K: 0 S: 3	H: 0 LOB: 0 BB: 0 P: 3	R: 0 E: 0 K: 1 S: 5	H: 0 LOB: 2 BB: 2 P: 13	R: 0 E: 0 K: 2 S: 7	H: 0 LOB: 0 BB: 0 P: 7	R: 1 E: 0 K: 1 S: 9	H: 2 LOB: 1 BB: 0 P: 11	R: 0 E: 0 K: 1 S: 5	H: 1 LOB: 0 BB: 0 P: 5	R: 0 E: 0 K: 2 S: 8	H: 1 LOB: 1 BB: 0 P: 9		1B: 6 2B: 1 3B: 0 HR: 1	SF: 0 SAC: 0 DP: 0 HBP: 0	WP: 0 PB: 0 SB: 0 CS: 0
PITCHER	IP WLS BF H R ER SO BB IBB HBP BLK WP HR S P ERA WHIP																			
62 Carlos Carrasco, R ERA: 6.3 58 Dave Borkowski, R ERA: 63 Drew Carpenter, R ERA: 8.53 52 Mike Koplove, R ERA:	(1, 1) 3.0 W 15 4 1 1 4 2 0 0 0 0 0 0 5 13 0.00 2.000	(4, 1) 1.0 H 5 0 0 0 1 2 0 0 0 0 0 0 5 13 0.00 2.000	(5, 1) 4.0 H 14 3 1 1 4 0 0 0 0 0 0 1 24 26 2.25 0.750	(9, 1) 1.0 S 4 1 0 0 2 0 0 0 0 0 0 0 8 9 0.00 1.000																

AB	34
R	2
H	8
RBI	2
BB	4
SO	11
LOB	21



Batter	1	2	3	4	5	6	7	8	9	AB	R	H	RBI	BB	SO	LOB	TOP				
55 Skip Schumaker, L OBP: 0.370, SLG: 0.465 (1, 4)										4	0	1	0	0	1	2	St. Louis Cardinals @ Philadelphia Phillies Bright House Networks Field, Clearwater, FL Sun Mar 15 2009, 1:05 PM EDT Att: 10,335 - Cloudy - 81 F				
24 Rick Ankiel, L OBP: 0.408, SLG: 0.429 (1, 8)										4	0	1	0	0	2	1					
86 Allen Craig, R OBP: 0.560, SLG: 0.714 (8, 3)										0	0	0	0	0	0	0					
5 Albert Pujols, R OBP: 0.469, SLG: 0.455 (1, 3)										4	0	1	0	0	1	2					
87 Bryan Anderson, L OBP: 0.214, SLG: 0.154 (8, 2)										0	0	0	0	0	0	0					
16 Chris Duncan, L OBP: 0.348, SLG: 0.512 (1, 10)										4	0	0	0	0	1	2					
47 Ryan Ludwick, R OBP: 0.275, SLG: 0.206 (6, 2)										3	0	0	0	0	0	1					
83 Matt Paganzzi, R OBP: 0.333, SLG: 0.200 (8, 8)										0	0	0	0	0	0	0					
88 Jon Jay, L OBP: 0.424, SLG: 0.484 (7, PR)										1	0	0	0	0	0	0					
3 Khalil Greene, R OBP: 0.326, SLG: 0.366 (1, 6)										3	0	2	0	0	0	0					
65 Joe Thurston, L OBP: 0.308, SLG: 0.486 (7, 4)										1	1	0	0	0	0	0					
28 Colby Rasmus, L OBP: 0.421, SLG: 0.368 (7, PH)										2	0	0	0	0	1	1					
67 Tyler Greene, R OBP: 0.308, SLG: 0.314 (7, 5)										2	0	0	0	0	1	1					
62 Joe Mather, R OBP: 0.250, SLG: 0.429 (7, 7)										3	0	0	0	0	1	2					
21 Jason LaRue, R OBP: 0.296, SLG: 0.292 (6, 4)										1	0	0	0	1	1	0					
13 Brendan Ryan, R OBP: 0.364, SLG: 0.300 (7, 6)										1	0	1	1	0	0	0					
Inning Stats	R: 0 E: 0 K: 2 S: 8	H: 1 LOB: 1 BB: 0 P: 8	R: 0 E: 0 K: 0 S: 4	H: 1 LOB: 1 BB: 0 P: 4	R: 0 E: 1 K: 1 S: 6	H: 1 LOB: 1 BB: 0 P: 6	R: 0 E: 0 K: 1 S: 5	H: 0 LOB: 0 BB: 0 P: 5	R: 0 E: 0 K: 1 S: 7	H: 1 LOB: 1 BB: 1 P: 11	R: 1 E: 0 K: 1 S: 7	H: 2 LOB: 1 BB: 0 P: 7	R: 0 E: 0 K: 1 S: 5	H: 0 LOB: 0 BB: 0 P: 5	R: 0 E: 0 K: 0 S: 3	H: 0 LOB: 0 BB: 0 P: 3	1B: 4 2B: 2 HR: 0	SF: 0 SAC: 0 DP: 0 HBP: 0	WP: 0 PB: 0 SB: 0 CS: 0	PA: 34	
PITCHER	IP WLS BF H R ER SO BB IBB HBP BLK WP HR S P ERA WHIP	IP WLS BF H R ER SO BB IBB HBP BLK WP HR S P ERA WHIP	IP WLS BF H R ER SO BB IBB HBP BLK WP HR S P ERA WHIP	IP WLS BF H R ER SO BB IBB HBP BLK WP HR S P ERA WHIP	IP WLS BF H R ER SO BB IBB HBP BLK WP HR S P ERA WHIP	IP WLS BF H R ER SO BB IBB HBP BLK WP HR S P ERA WHIP	IP WLS BF H R ER SO BB IBB HBP BLK WP HR S P ERA WHIP	IP WLS BF H R ER SO BB IBB HBP BLK WP HR S P ERA WHIP	IP WLS BF H R ER SO BB IBB HBP BLK WP HR S P ERA WHIP	IP WLS BF H R ER SO BB IBB HBP BLK WP HR S P ERA WHIP	IP WLS BF H R ER SO BB IBB HBP BLK WP HR S P ERA WHIP	IP WLS BF H R ER SO BB IBB HBP BLK WP HR S P ERA WHIP	IP WLS BF H R ER SO BB IBB HBP BLK WP HR S P ERA WHIP	IP WLS BF H R ER SO BB IBB HBP BLK WP HR S P ERA WHIP	IP WLS BF H R ER SO BB IBB HBP BLK WP HR S P ERA WHIP	IP WLS BF H R ER SO BB IBB HBP BLK WP HR S P ERA WHIP	IP WLS BF H R ER SO BB IBB HBP BLK WP HR S P ERA WHIP	IP WLS BF H R ER SO BB IBB HBP BLK WP HR S P ERA WHIP	IP WLS BF H R ER SO BB IBB HBP BLK WP HR S P ERA WHIP	IP WLS BF H R ER SO BB IBB HBP BLK WP HR S P ERA WHIP	IP WLS BF H R ER SO BB IBB HBP BLK WP HR S P ERA WHIP
61 Chan Ho Park, R ERA: 1.54 (1, 1)	4.2	17	3	0	0	6	0	0	0	0	0	0	0	0	29	29	0.00	0.643			
55 Clay Condrey, R ERA: (5, 1)	1.1	6	1	0	0	1	0	0	0	0	0	0	0	0	7	11	0.00	1.500			
74 Antonio Bastardo, L ERA: 5.4 (7, 1)	2.0	8	2	1	1	2	0	0	0	0	0	0	0	12	12	4.50	1.000				
49 Joe Bisenius, R ERA: 9.0 (9, 1)	1.0	3	0	0	0	0	0	0	0	0	0	0	0	3	3	0.00	0.000				

Batter	1	2	3	4	5	6	7	8	9	AB	R	H	RBI	BB	SO	LOB	BOTTOM				
26 Chase Utley, L (1, 4)										2	0	0	0	0	1	0	St. Louis Cardinals @ Philadelphia Phillies Bright House Networks Field, Clearwater, FL Sun Mar 15 2009, 1:05 PM EDT Att: 10,335 - Cloudy - 81 F				
18 Brad Harman, R (5, 4)										2	0	0	0	0	1	0					
28 Jayson Werth, R OBP: 0.391, SLG: 0.750 (1, 8)										3	1	2	1	0	1	0					
40 John Mayberry Jr., R OBP: 0.311, SLG: 0.571 (7, 8)										1	0	0	0	0	0	0					
19 Greg Dobbs, L OBP: 0.400, SLG: 0.417 (1, 10)										3	0	2	0	0	1	0					
12 Matt Stairs, L OBP: 0.412, SLG: 0.308 (6, PH)										0	0	0	0	1	0	0					
6 Ryan Howard, L OBP: 0.351, SLG: 0.742 (1, 3)										3	0	0	0	0	2	2					
33 Andy Tracy, L OBP: 0.296, SLG: 0.462 (7, 3)										0	0	0	0	1	0	0					
29 Raul Ibanez, L OBP: 0.310, SLG: 0.342 (1, 7)										3	0	1	0	0	1	1					
22 Marcus Giles, R OBP: 0.286, SLG: 0.208 (8, 7)										1	0	0	0	0	0	2					
7 Pedro Feliz, R (1, 5)										2	0	0	0	0	0	1					
9 Miguel Cairo, R OBP: 0.393, SLG: 0.630 (6, 5)										2	1	2	0	0	0	0					
Geoff Jenkins, L OBP: 0.241, SLG: 0.360 (1, 9)										2	0	1	0	0	0	0					
79 Jason Ellison, R OBP: 0.263, SLG: 0.278 (7, PR)										1	0	1	1	0	0	0					
75 Jason Donald, R OBP: 0.420, SLG: 0.419 (1, 6)										3	0	0	0	0	1	3					
51 Carlos Ruiz, R OBP: 0.357, SLG: 0.273 (1, 2)										3	0	0	0	0	1	3					
Inning Stats	R: 1 E: 0 K: 2 S: 9	H: 1 LOB: 0 BB: 0 P: 11	R: 0 E: 0 K: 0 S: 3	H: 1 LOB: 0 BB: 0 P: 3	R: 0 E: 0 K: 1 S: 5	H: 0 LOB: 0 BB: 0 P: 5	R: 0 E: 0 K: 2 S: 8	H: 2 LOB: 1 BB: 0 P: 8	R: 0 E: 0 K: 3 S: 10	H: 1 LOB: 1 BB: 0 P: 10	R: 0 E: 0 K: 1 S: 6	H: 1 LOB: 3 BB: 0 P: 7	R: 0 E: 0 K: 0 S: 3	H: 0 LOB: 2 BB: 2 P: 11	R: 1 E: 0 K: 0 S: 2	H: 2 LOB: 1 BB: 0 P: 2	1B: 5 2B: 3 3B: 0 HR: 1	SF: 0 SAC: 0 DP: 1 HBP: 1	WP: 2 PB: 0 SB: 1 CS: 0	PA: 34	
PITCHER	IP WLS BF H R ER SO BB IBB HBP BLK WP HR S P ERA WHIP	IP WLS BF H R ER SO BB IBB HBP BLK WP HR S P ERA WHIP	IP WLS BF H R ER SO BB IBB HBP BLK WP HR S P ERA WHIP	IP WLS BF H R ER SO BB IBB HBP BLK WP HR S P ERA WHIP	IP WLS BF H R ER SO BB IBB HBP BLK WP HR S P ERA WHIP	IP WLS BF H R ER SO BB IBB HBP BLK WP HR S P ERA WHIP	IP WLS BF H R ER SO BB IBB HBP BLK WP HR S P ERA WHIP	IP WLS BF H R ER SO BB IBB HBP BLK WP HR S P ERA WHIP	IP WLS BF H R ER SO BB IBB HBP BLK WP HR S P ERA WHIP	IP WLS BF H R ER SO BB IBB HBP BLK WP HR S P ERA WHIP	IP WLS BF H R ER SO BB IBB HBP BLK WP HR S P ERA WHIP	IP WLS BF H R ER SO BB IBB HBP BLK WP HR S P ERA WHIP	IP WLS BF H R ER SO BB IBB HBP BLK WP HR S P ERA WHIP	IP WLS BF H R ER SO BB IBB HBP BLK WP HR S P ERA WHIP	IP WLS BF H R ER SO BB IBB HBP BLK WP HR S P ERA WHIP	IP WLS BF H R ER SO BB IBB HBP BLK WP HR S P ERA WHIP	IP WLS BF H R ER SO BB IBB HBP BLK WP HR S P ERA WHIP	IP WLS BF H R ER SO BB IBB HBP BLK WP HR S P ERA WHIP	IP WLS BF H R ER SO BB IBB HBP BLK WP HR S P ERA WHIP	IP WLS BF H R ER SO BB IBB HBP BLK WP HR S P ERA WHIP	IP WLS BF H R ER SO BB IBB HBP BLK WP HR S P ERA WHIP
26 Kyle Lohse, R ERA: 3.6 (1, 1)	5.0	18	5	1	1	5	0	0	0	0	0	0	0	0	29	32	1.80	1.000			
75 Adam Ottavino, R ERA: 9.0 (6, 1)	1.0	4	1	0	0	3	0	0	0	0	0	0	0	10	10	0.00	1.000				
43 Trevor Miller, L ERA: 3.18 (7, 1)	1.0	5	1	0	0	1	0	0	1	0	0	0	0	6	7	0.00	1.000				
76 Jess Todd, R ERA: 4.26 (8, 1)	1.0	7	2	1	1	0	2	0	0	0	0	0	0	5	13	9.00	4.000				

Batter	1	2	3	4	5	6	7	8	9	AB	R	H	RBI	BB	SO	LOB	TOP										
3 Willy Taveras, R OBP: 0.235, SLG: 0.250										3	0	1	0	0	2	1	Cincinnati Reds @ Philadelphia Phillies Bright House Networks Field, Clearwater, FL Tue Mar 17 2009, 1:05 PM EDT Att. 9,202 - Overcast - 76 F										
50 Laynce Nix, L OBP: 0.321, SLG: 0.600										1	0	0	0	0	0	0											
21 Chris Dickerson, L OBP: 0.394, SLG: 0.621										3	0	1	0	0	2	2											
26 Wilkin Castillo, S OBP: 0.278, SLG: 0.235										1	0	1	0	0	0	0											
19 Joey Votto, L OBP: 0.300, SLG: 0.750										3	0	0	0	0	1	2											
31 Jonny Gomes, R OBP: 0.357, SLG: 0.760										1	0	0	0	0	1	1											
4 Brandon Phillips, R OBP: 0.450, SLG: 0.552										2	0	0	0	1	0	1											
62 Danny Richar, L OBP: 0.109, SLG: 0.211										1	0	0	0	0	0	1											
32 Jay Bruce, L OBP: 0.303, SLG: 0.357										3	0	1	0	0	1	2											
25 David Weathers, R OBP: 0.278, SLG: 0.235										0	0	0	0	0	0	0											
48 Francisco Cordero, R OBP: 0.360, SLG: 0.455										0	0	0	0	0	0	0											
7 Paul Janish, R OBP: 0.278, SLG: 0.235										0	0	0	0	1	0	0											
28 Edwin Encarnación, R OBP: 0.211, SLG: 0.353										2	0	0	0	0	0	1											
60 Adam Rosales, R OBP: 0.333, SLG: 0.450										2	1	1	0	0	0	0											
2 Alex Gonzalez, R OBP: 0.218, SLG: 0.194										2	0	0	0	0	1	0											
Jeff Keppinger, R OBP: 0.218, SLG: 0.194										2	0	0	0	0	0	1											
29 Ryan Hanigan, R OBP: 0.478, SLG: 0.682										2	0	1	0	0	0	0											
71 Craig Tatum, R OBP: 0.563, SLG: 0.818										1	0	1	1	1	0	0											
Aaron Harang, R OBP: 0.228, SLG: 0.143										1	0	0	0	0	0	1											
56 Aaron Fultz, L OBP: 0.386, SLG: 0.694										0	0	0	0	0	0	0											
80 Darrell McDonald, R OBP: 0.386, SLG: 0.694										0	0	0	0	0	1	0											
65 Josh Roenicke, R OBP: 0.284, SLG: 0.353										0	0	0	0	0	0	0											
57 Mike Lincoln, R OBP: 0.284, SLG: 0.353										0	0	0	0	0	0	0											
30 Norris Hopper, R OBP: 0.228, SLG: 0.143										2	0	0	0	0	0	2											
Inning Stats	R: 0 E: 0 K: 2 S: 8	H: 1 LOB: 1 BB: 0 P: 8	R: 0 E: 0 K: 1 S: 5	H: 0 LOB: 0 BB: 0 P: 5	R: 0 E: 0 K: 2 S: 8	H: 1 LOB: 1 BB: 0 P: 8	R: 0 E: 0 K: 0 S: 4	H: 1 LOB: 1 BB: 0 P: 4	R: 0 E: 0 K: 1 S: 5	H: 0 LOB: 0 BB: 0 P: 5	R: 0 E: 0 K: 2 S: 8	H: 1 LOB: 2 BB: 1 P: 12	R: 0 E: 0 K: 0 S: 3	H: 0 LOB: 1 BB: 1 P: 7	R: 0 E: 0 K: 1 S: 6	H: 1 LOB: 1 BB: 0 P: 6	R: 1 E: 0 K: 0 S: 5	H: 2 LOB: 1 BB: 1 P: 9	1B: 4 2B: 3 3B: 0 HR: 0	SF: 0 SAC: 0 DP: 0 HBP: 0	WP: 0 PB: 0 SB: 2 CS: 0	PA: 36					
PITCHER	IP	WLS	BF	H	R	ER	SO	BB	IBB	HBP	BLK	WP	HR	S	P	ERA	WHIP										
39 Brett Myers, R ERA: 2.08	5.2	W	21	4	0	0	7	0	0	0	0	0	0	35	35	0.00	0.706										
58 Dave Borkowski, R ERA: 2.08	0.1		2	0	0	0	1	1	0	0	0	0	0	3	7	0.00	3.000										
37 Chad Durbin, R ERA: 2.08	1.0		4	0	0	0	1	0	0	0	0	0	0	3	7	0.00	1.000										
55 Clay Condrey, R ERA: 2.08	1.0		4	1	0	0	1	0	0	0	0	0	0	6	6	0.00	1.000										
54 Brad Lidge, R ERA: 9.0	1.0		5	2	1	1	0	1	0	0	0	0	0	5	9	9.00	3.000										

Batter	1	2	3	4	5	6	7	8	9	AB	R	H	RBI	BB	SO	LOB	BOTTOM										
26 Chase Utley, L OBP: 0.500, SLG: 0.560										2	1	0	0	2	2	0	Cincinnati Reds @ Philadelphia Phillies Bright House Networks Field, Clearwater, FL Tue Mar 17 2009, 1:05 PM EDT Att. 9,202 - Overcast - 76 F										
34 Pablo Ozuna, R OBP: 0.500, SLG: 0.560										1	0	1	1	0	0	0											
4 Eric Bruntlett, R OBP: 0.448, SLG: 0.368										4	1	1	1	0	0	3											
75 Jason Donald, R OBP: 0.434, SLG: 0.422										1	0	1	1	0	0	0											
29 Raul Ibanez, L OBP: 0.327, SLG: 0.364										3	1	2	0	1	0	0											
19 Greg Dobbs, L OBP: 0.390, SLG: 0.405										1	0	0	0	0	0	2											
6 Ryan Howard, L OBP: 0.386, SLG: 0.694										3	1	1	1	1	0	1											
9 Miguel Cairo, R OBP: 0.379, SLG: 0.607										1	0	0	0	0	0	0											
12 Matt Stairs, L OBP: 0.375, SLG: 0.400										4	0	1	3	0	2	3											
79 Jason Ellison, R OBP: 0.364, SLG: 0.400										1	0	1	0	0	0	0											
7 Pedro Feliz, R OBP: 0.250, SLG: 0.179										3	0	0	0	0	0	1											
22 Marcus Giles, R OBP: 0.250, SLG: 0.179										2	0	0	0	0	0	1											
40 John Mayberry Jr., R OBP: 0.314, SLG: 0.563										5	2	2	0	0	1	3											
51 Carlos Ruiz, R OBP: 0.412, SLG: 0.429										3	1	2	1	0	0	0											
3 Lou Marson, R OBP: 0.182, SLG: 0.053										1	0	0	0	0	1	1											
39 Brett Myers, R ERA: 2.08										3	0	1	0	0	0	1											
58 Dave Borkowski, R ERA: 2.08										0	0	0	0	0	0	0											
37 Chad Durbin, R ERA: 2.08										0	0	0	0	0	0	0											
28 Jayson Werth, R OBP: 0.300, SLG: 0.364										1	1	1	0	0	0	0											
55 Clay Condrey, R ERA: 2.08										0	0	0	0	0	0	0											
54 Brad Lidge, R ERA: 9.0										0	0	0	0	0	0	0											
Inning Stats	R: 0 E: 1 K: 1 S: 7	H: 2 LOB: 2 BB: 0 P: 7	R: 6 E: 1 K: 0 S: 8	H: 4 LOB: 2 BB: 3 P: 20	R: 0 E: 0 K: 1 S: 5	H: 0 LOB: 0 BB: 0 P: 5	R: 0 E: 0 K: 1 S: 6	H: 1 LOB: 1 BB: 0 P: 6	R: 0 E: 0 K: 0 S: 5	H: 2 LOB: 3 BB: 1 P: 9	R: 0 E: 0 K: 1 S: 5	H: 0 LOB: 0 BB: 0 P: 5	R: 2 E: 1 K: 1 S: 9	H: 4 LOB: 2 BB: 0 P: 9	R: 0 E: 0 K: 1 S: 6	H: 1 LOB: 1 BB: 0 P: 6	1B: 8 2B: 6 3B: 0 HR: 0	SF: 0 SAC: 0 DP: 0 HBP: 0	WP: 0 PB: 0 SB: 0 CS: 0	PA: 43							
PITCHER	IP	WLS	BF	H	R	ER	SO	BB	IBB	HBP	BLK	WP	HR	S	P	ERA	WHIP										
Aaron Harang, R ERA: 7.24	3.1	L	21	7	6	6	2	3	0	0	0	0	0	22	34	16.20	3.000										
56 Aaron Fultz, L ERA: 3.0	0.2		2	0	0	0	1	0	0	0	0	0	0	4	4	0.00	0.000										
65 Josh Roenicke, R ERA: 2.84	1.0		6	2	0	0	0	1	0	0	0	0	0	5	9	0.00	3.000										
57 Mike Lincoln, R ERA: 2.7	1.0		3	0	0	0	1	0	0	0	0	0	0	5	5	0.00	0.000										
25 David Weathers, R ERA: 5.14	1.0		7	4	2	2	1	0	0	0	0	0	0	9	9	18.00	4.000										
PITCHER	IP	WLS	BF	H	R	ER	SO	BB	IBB	HBP	BLK	WP	HR	S	P	ERA	WHIP										
48 Francisco Cordero, R ERA: 14.4	1.0		4	1	0	0	1	0	0	0	0	0	0	6	6	0.00	1.000										


AB 33
R 1
H 7
RBI 1
BB 3
SO 9
LOB 15

AB 39
R 8
H 14
RBI 8
BB 4
SO 6
LOB 16

Batter	1	2	3	4	5	6	7	8	9	AB	R	H	RBI	BB	SO	LOB	TOP					
8 Russ Adams, L (1, 7) OBP: 0.433, SLG: 0.652 78 Cody Haerther, L (5, FR) OBP: 1.000, SLG: 1.000	4-0 CS BB		0-3 K		0-0 FC3-6 19 BB		0-0 1-2 1B		0-0 4 1B	2	0	0	1	1	1	1						
19 José Bautista, R (1, 6) OBP: 0.596, SLG: 0.588 4 Angel Sanchez, R (5, FR) OBP: 0.400, SLG: 0.250	0-0 F9		0-3 K		0-0 BB		0-3 3 K		0-0 1-3 2-H 3-H 1B	2	0	0	0	1	1	1						
11 Jason Lane, R (1, 8) Adam Calderone, L (5, 9)	0-0 F8			3-1 HR	0-0 F7			0-0 P4	0-0 K	3	1	1	1	0	0	3						
30 Kevin Millar, R (1, 3) 3 Randy Ruiz, R (6, 3)	0-1 CS	0-0 P5		0-0 F8		0-0 G6-3		0-0 F9	0-0 F8	3	0	0	0	0	0	0						
33 Scott Rolen, R (1, 5) 64 Scott Campbell, L (3, 5)		0-0 G4-3		0-0 G4-3		0-0 F7		0-0 G5-3		1	0	0	0	0	0	0						
45 Travis Snider, L (1, 9) Aaron Mathews, R (3, 9)		0-0 G6-3		0-0 G5-3		0-0 G6-3			0-0 G4-3	1	0	0	0	0	0	0						
5 Michael Barrett, R (1, 2) 13 Raul Chavez, R (5, 2)			0-0 69 HR 2B		0-0 69 1B 8 FC3-6 2B		0-0 G4-3		4-0 12 1B 7 BB 78 1B BB	2	2	2	0	0	0	0						
7 Curtis Thigpen, R (1, 10)			0-0 G2-3		0-3 K		4-0 78 1B BB		4-0 12 1B 78 1B BB	2	1	0	0	2	1	2						
69 Brad Emaus, R (1, 4) 12 Howie Clark, L (7, 4)			0-0 2-H HR		0-0 2-3 1B		0-0 P4		0-0 78 1B 4 1B	3	1	2	2	0	0	1						
Inning Stats	R: 0 E: 0 K: 0 S: 3	H: 0 LOB: 0 BB: 1 P: 7	R: 0 E: 0 K: 0 S: 3	H: 0 LOB: 0 BB: 0 P: 3	R: 2 E: 0 K: 2 S: 9	H: 2 LOB: 0 BB: 0 P: 9	R: 1 E: 0 K: 0 S: 5	H: 1 LOB: 0 BB: 0 P: 8	R: 1 E: 0 K: 1 S: 7	H: 2 LOB: 2 BB: 1 P: 11	R: 0 E: 0 K: 0 S: 3	H: 0 LOB: 0 BB: 0 P: 3	R: 0 E: 0 K: 1 S: 6	H: 1 LOB: 1 BB: 1 P: 10	R: 0 E: 0 K: 0 S: 3	H: 0 LOB: 0 BB: 0 P: 3	R: 3 E: 0 K: 1 S: 8	H: 3 LOB: 2 BB: 2 P: 16	1B: 5 2B: 2 3B: 0 HR: 2	SF: 0 SAC: 0 DP: 0 HBP: 0	WP: 0 PB: 0 SB: 0 CS: 1	PA: 41
PITCHER	IP WLS BF H R ER SO BB IBB HBP BLK WP HR S P ERA WHIP	4.0 15 3 3 3 2 1 0 0 0 0 2 20 27 6.75 1.000	2.0 9 2 1 1 1 1 0 0 0 0 0 10 14 4.50 1.500	1.0 5 1 0 0 1 1 0 0 0 0 6 10 0.00 2.000	1.0 H 3 0 0 0 0 0 0 0 0 3 3 0.00 0.000	1.0 B 8 3 3 3 1 2 0 0 0 0 8 16 27.00 5.000	PITCHER										IP WLS BF H R ER SO BB IBB HBP BLK WP HR S P ERA WHIP					

Toronto Blue Jays @ Philadelphia Phillies
Bright House Networks Field, Clearwater, FL
Wed Mar 18 2009, 1:05 PM EDT
Att: 8,373 - Sunny - 76 F


AB 35
R 7
H 9
RBI 7
BB 5
SO 5
LOB 14



Batter	1	2	3	4	5	6	7	8	9	AB	R	H	RBI	BB	SO	LOB	BOTTOM					
26 Chase Utley, L (1, 4) 4 Eric Bruntlett, R (6, 4)	0-0 G6-3		0-0 19 BB 1B		4-0 9 FC6-4 BB		0-0 9 G4-3 28 HR 2B		0-3 K	2	0	1	0	1	0	0						
9 Miguel Cairo, R (1, 6)	0-0 F8		0-3 K		0-0 FC6-4 28 E		0-0 G4-3		0-0 F8	5	1	0	0	0	1	4						
19 Greg Dobbs, L (1, 9)	0-0 F9		4-0 1-2 BB		0-0 SF9		4-0 28 HR BB		0-0 G3	2	1	0	1	2	0	0						
28 Jayson Werth, R (1, 8) 46 Ryan Madson, L (8, 1) 49 Joe Bisenius, R (9, 1)		0-0 12 G5-3 7 SF7 2B		0-0 G3		0-0 E7 44 1B		0-1 1-H 3-H HR		4	3	2	3	0	0	2						
12 Matt Stairs, L (1, 7) 44 Gary Majewski, R (5, 1) 75 Jason Donald, R (7, 5)		0-0 G5-3		0-0 2B		0-0 2-H 1B		0-0 F9		2	0	1	0	0	0	1						
7 Pedro Feliz, R (1, 5) 3 Lou Marson, R (7, 2)		0-0 SF7		0-0 F9		0-0 P4		0-3 K		2	0	0	1	0	0	2						
27 Chris Coste, R (1, 3)		0-0 HBP		0-3 K		0-3 K		1-0 40 G5-4-3 HBP		2	0	0	0	0	2	1						
Ronny Paulino, R (1, 2) 47 Scott Eyre, L (7, 1) 79 Jason Ellison, R (8, 8)		0-0 P6		0-0 F9		0-0 F8		0-3 K		3	0	0	0	0	0	2						
43 J.A. Happ, L (1, 1) 40 John Mayberry Jr., R (5, 7)			0-3 K		0-0 FC6-4 19 SF9 26 BB 1B		0-3 K		0-0 G5-4-3	3	1	1	0	0	1	1						
Inning Stats	R: 0 E: 0 K: 0 S: 3	H: 0 LOB: 0 BB: 0 P: 3	R: 1 E: 0 K: 0 S: 4	H: 1 LOB: 1 BB: 0 P: 5	R: 0 E: 0 K: 2 S: 8	H: 1 LOB: 2 BB: 1 P: 12	R: 0 E: 0 K: 1 S: 6	H: 1 LOB: 1 BB: 0 P: 6	R: 3 E: 1 K: 0 S: 6	H: 2 LOB: 1 BB: 1 P: 10	R: 0 E: 0 K: 2 S: 7	H: 0 LOB: 0 BB: 0 P: 7	R: 3 E: 0 K: 1 S: 8	H: 2 LOB: 0 BB: 1 P: 12	R: 0 E: 0 K: 1 S: 4	H: 0 LOB: 0 BB: 0 P: 5	R: 0 E: 0 K: 1 S: 5	H: 0 LOB: 0 BB: 0 P: 5	1B: 3 2B: 3 3B: 0 HR: 1	SF: 2 SAC: 0 DP: 1 HBP: 2	WP: 0 PB: 0 SB: 0 CS: 0	PA: 39
PITCHER	IP WLS BF H R ER SO BB IBB HBP BLK WP HR S P ERA WHIP	4.2 B 14 3 3 3 4 1 0 1 0 0 1 21 26 8.10 1.200	3.1 3 0 0 0 1 0 0 0 0 0 0 5 5 0.00 0.000	PITCHER										IP WLS BF H R ER SO BB IBB HBP BLK WP HR S P ERA WHIP								

Toronto Blue Jays @ Philadelphia Phillies
Bright House Networks Field, Clearwater, FL
Wed Mar 18 2009, 1:05 PM EDT
Att: 8,373 - Sunny - 76 F

AB 32
R 7
H 7
RBI 6
BB 3
SO 8
LOB 14



Batter	1	2	3	4	5	6	7	8	9	10	AB	R	H	RBI	BB	SO	LOB	TOP									
4 Eric Bruntlett, R OBP: 0.464, SLG: 0.409											4	0	2	0	0	2	0										
28 Jayson Werth, R OBP: 0.316, SLG: 0.647											4	0	0	0	0	1	4										
26 Chase Utley, L 18 Brad Harman, R 52 Mike Koplove, R 82 Jake Woods, L											3	1	2	0	0	0	0										
6 Ryan Howard, L 19 Greg Dobbs, L											3	1	2	1	0	0	1										
29 Raul Ibanez, L 40 John Mayberry Jr., R											3	0	0	0	0	0	2										
7 Pedro Feliz, R 46 Ryan Madson, L											3	0	0	0	0	0	1										
9 Miguel Cairo, R											4	0	2	0	0	1	0										
51 Carlos Ruiz, R Ronny Paulino, R											2	0	1	0	0	0	1										
62 Carlos Carrasco, R 37 Chad Durbin, R 75 Jason Donald, R 22 Marcus Giles, R											1	0	0	0	0	1	1										
Inning Stats	R: 0 E: 0 K: 1 S: 5	H: 0 LOB: 0 BB: 0 P: 6	R: 1 E: 0 K: 0 S: 5	H: 2 LOB: 0 BB: 0 P: 7	R: 0 E: 0 K: 0 S: 4	H: 2 LOB: 1 BB: 0 P: 4	R: 0 E: 0 K: 0 S: 4	H: 1 LOB: 1 BB: 0 P: 4	R: 0 E: 1 K: 1 S: 7	H: 2 LOB: 2 BB: 0 P: 7	R: 1 E: 0 K: 0 S: 4	H: 2 LOB: 0 BB: 0 P: 4	R: 0 E: 0 K: 1 S: 5	H: 0 LOB: 0 BB: 0 P: 5	R: 0 E: 0 K: 3 S: 9	H: 0 LOB: 0 BB: 0 P: 9	R: 0 E: 0 K: 1 S: 5	H: 0 LOB: 0 BB: 0 P: 5	R: 0 E: 0 K: 2 S: 7	H: 0 LOB: 0 BB: 0 P: 7	1B: 8 2B: 0 3B: 0 HR: 1	SF: 0 SAC: 1 DP: 2 HBP: 0	WP: 0 PB: 0 SB: 0 CS: 1	PA: 37			
PITCHER	IP 5.0	WLS B	BF 21	H 8	R 2	ER 2	SO 2	BB 0	IBB 0	HBP 0	BLK 0	WP 0	HR 1	S 26	P 29	ERA 3.68	WHIP 1.600										
50 Adam Wainwright, R 43 Trevor Miller, L 72 Fernando Salas, R 52 Josh Kinney, R Luke Gregerson, R	IP 1.0	WLS B	BF 3	H 1	R 0	ER 0	SO 0	BB 0	IBB 0	HBP 0	BLK 0	WP 0	HR 0	S 3	P 3	ERA 0.00	WHIP 1.000										

Philadelphia Phillies @ St. Louis Cardinals
Roger Dean Stadium, Jupiter, FL
Fri Mar 20 2009, 1:05 PM EDT
Att. 7,399 - Partly Cloudy - 72 F

AB 35
R 2
H 9
RBI 1
BB 0
SO 9
LOB 10



Batter	1	2	3	4	5	6	7	8	9	10	AB	R	H	RBI	BB	SO	LOB	BOTTOM									
55 Skip Schumaker, L 23 Brian Barden, R											4	1	1	0	0	0	1										
24 Rick Ankiel, L											4	1	1	2	1	0	1										
5 Albert Pujols, R 67 Tyler Greene, R											2	0	0	0	1	0	1										
16 Chris Duncan, L 13 Brendan Ryan, R 52 Josh Kinney, R Luke Gregerson, L											3	0	2	0	1	0	1										
3 Khalil Greene, R 72 Fernando Salas, R 88 Jon Jay, L											2	0	0	0	1	0	3										
4 Yadier Molina, R 83 Matt Paganzzi, R											4	0	0	0	0	1	1										
65 Joe Thurston, L											4	0	0	0	0	0	0										
50 Adam Wainwright, R 43 Trevor Miller, R 86 Allen Craig, R 62 Joe Mather, R											2	0	0	0	0	0	0										
28 Colby Rasmus, L											4	0	1	0	0	1	1										
Inning Stats	R: 0 E: 0 K: 0 S: 3	H: 0 LOB: 2 BB: 2 P: 11	R: 0 E: 0 K: 0 S: 3	H: 0 LOB: 0 BB: 0 P: 3	R: 2 E: 0 K: 0 S: 8	H: 3 LOB: 1 BB: 0 P: 10	R: 0 E: 0 K: 0 S: 3	H: 0 LOB: 0 BB: 0 P: 3	R: 0 E: 0 K: 0 S: 3	H: 1 LOB: 1 BB: 0 P: 4	R: 0 E: 0 K: 1 S: 6	H: 1 LOB: 1 BB: 0 P: 6	R: 0 E: 0 K: 1 S: 5	H: 0 LOB: 1 BB: 0 P: 9	R: 0 E: 0 K: 0 S: 3	H: 1 LOB: 0 BB: 0 P: 4	1B: 5 2B: 0 3B: 0 HR: 1	SF: 0 SAC: 0 DP: 2 HBP: 0	WP: 0 PB: 0 SB: 0 CS: 0	PA: 39							
PITCHER	IP 4.2	WLS B	BF 19	H 3	R 2	ER 2	SO 0	BB 2	IBB 0	HBP 0	BLK 0	WP 0	HR 1	S 19	P 29	ERA 3.86	WHIP 1.071										
62 Carlos Carrasco, R 37 Chad Durbin, R 46 Ryan Madson, R 52 Mike Koplove, R 82 Jake Woods, L	IP 1.1	WLS B	BF 5	H 0	R 0	ER 0	SO 1	BB 2	IBB 0	HBP 0	BLK 0	WP 0	HR 0	S 5	P 13	ERA 0.00	WHIP 1.500										

Philadelphia Phillies @ St. Louis Cardinals
Roger Dean Stadium, Jupiter, FL
Fri Mar 20 2009, 1:05 PM EDT
Att. 7,399 - Partly Cloudy - 72 F

AB 34
R 2
H 6
RBI 2
BB 5
SO 3
LOB 10



Batter	1	2	3	4	5	6	7	8	9	AB	R	H	RBI	BB	SO	LOB	TOP										
4 Eric Brunnett, R OBP: 0.443, SLG: 0.449	G6-3		K			F7		K		4	0	0	0	0	2	1	Philadelphia Phillies @ Boston Red Sox City of Palms Park, Ft. Myers, FL Sun Mar 22 2009, 1:05 PM EDT Att: 7,894 - Partly Cloudy - 77 F										
28 Jason Werth, R OBP: 0.310, SLG: 0.605 83 Rich Thompson, L	G6-3			2B		G6-3		E4		3	0	1	0	0	0	0											
29 Raul Ibanez, L OBP: 0.288, SLG: 0.333 79 Jason Ellison, R OBP: 0.308, SLG: 0.333	P6			2B		F8		G4-3		3	0	1	0	0	0	0											
6 Ryan Howard, L OBP: 0.393, SLG: 0.702 75 Jason Donald, R OBP: 0.426, SLG: 0.392		F9		BB		BB		BB		2	0	1	0	1	0	0											
12 Matt Stairs, L OBP: 0.286, SLG: 0.323	F8			K		G1-4-3		F8		4	0	0	0	0	1	6											
40 John Mayberry Jr., R OBP: 0.327, SLG: 0.525	P6			G5-4-3				G4-3		4	0	1	0	0	0	5											
9 Miguel Cairo, R OBP: 0.302, SLG: 0.439			F9			P5				3	0	0	0	0	0	1											
34 Pablo Ozuna, R OBP: 0.432, SLG: 0.455			G3-1					G5-3		3	0	1	0	0	0	0											
51 Carlos Ruiz, R OBP: 0.429, SLG: 0.500 Ronny Paulino, R OBP: 0.269, SLG: 0.348						G6-4-3		K		2	0	1	0	0	0	1											
Inning Stats	R: 0 E: 0 K: 0 S: 3	H: 0 LOB: 0 BB: 0 P: 3	R: 0 E: 0 K: 0 S: 3	H: 0 LOB: 0 BB: 0 P: 3	R: 0 E: 0 K: 1 S: 6	H: 1 LOB: 1 BB: 0 P: 6	R: 0 E: 0 K: 1 S: 6	H: 2 LOB: 2 BB: 1 P: 10	R: 0 E: 0 K: 0 S: 3	H: 1 LOB: 0 BB: 0 P: 3	R: 0 E: 0 K: 0 S: 4	H: 2 LOB: 1 BB: 0 P: 4	R: 0 E: 0 K: 2 S: 7	H: 0 LOB: 0 BB: 0 P: 7	R: 0 E: 1 K: 0 S: 4	H: 0 LOB: 2 BB: 1 P: 9		1B: 4 2B: 2 3B: 0 HR: 0	SF: 0 SAC: 0 DP: 3 HBP: 0	WP: 1 PB: 0 SB: 0 CS: 0	PA: 33						
PITCHER	IP	WLS	BF	H	R	ER	SO	BB	IBB	HBP	BLK	WP	HR	S	P	ERA	WHIP										
19 Josh Beckett, R ERA: 1.5	5.0	W	18	4	0	0	2	1	0	0	0	0	0	21	25	0.00	1.000										
37 Hideki Okajima, L ERA: 3.0	1.0	H	3	0	0	0	0	0	0	0	0	0	0	3	3	0.00	0.000										
17 Manny Delcarmen, R ERA: 1.93	1.2	H	6	2	0	0	1	0	0	0	0	0	0	8	8	0.00	1.200										
72 Daniel Bard, R ERA:	1.1	S	6	0	0	0	1	1	0	0	0	1	0	7	12	0.00	0.750										

Batter	1	2	3	4	5	6	7	8	9	AB	R	H	RBI	BB	SO	LOB	BOTTOM										
2 Jacoby Ellsbury, L OBP: 0.282, SLG: 0.447 13 Chip Ambres, R OBP: 0.276, SLG: 0.292	G3-1	G4-3		G3		P5		K		4	0	0	0	0	0	4	Philadelphia Phillies @ Boston Red Sox City of Palms Park, Ft. Myers, FL Sun Mar 22 2009, 1:05 PM EDT Att: 7,894 - Partly Cloudy - 77 F										
15 Dustin Pedroia, R OBP: 0.429, SLG: 0.583 85 Ivan Ochoa, R OBP: 0.244, SLG: 0.282	P6			1B		FC6-4				3	0	2	0	0	0	0											
34 David Ortiz, L OBP: 0.360, SLG: 0.579 55 Jeff Bailey, R OBP: 0.500, SLG: 0.649	BB			P6		2B		BB		2	1	1	0	1	0	1											
25 Mike Lowell, R OBP: 0.375, SLG: 0.750 71 Angel Chavez, R OBP: 0.353, SLG: 0.276	HR			K		L4-6		G6-4-3		3	1	1	2	0	1	3											
44 Jason Bay, R OBP: 0.448, SLG: 0.500 75 Ryan Kalish, L OBP: 0.667, SLG: 1.500	2B			FC6-4		BB		K2-3		2	0	1	0	1	0	1											
5 Rocco Baldelli, R OBP: 0.310, SLG: 0.280 54 Chris Carter, L OBP: 0.347, SLG: 0.638	BB			BB		P4		HR		1	0	0	0	2	0	2											
33 Jason Varitek, S OBP: 0.212, SLG: 0.490 80 Dusty Brown, R OBP: 0.294, SLG: 0.563	P5			F8		G3-1		K		3	0	0	0	0	0	3											
12 Jed Lowrie, S OBP: 0.469, SLG: 0.818 70 Gil Velazquez, R OBP: 0.343, SLG: 0.333		F8		P2		2B		G6-3		3	0	1	0	0	0	1											
16 Paul McNulty, L OBP: 0.333, SLG: 0.381		F9		BB		1B				3	0	2	0	1	0	0											
Inning Stats	R: 2 E: 0 K: 0 S: 6	H: 2 LOB: 2 BB: 2 P: 16	R: 0 E: 0 K: 0 S: 3	H: 0 LOB: 0 BB: 0 P: 3	R: 0 E: 0 K: 1 S: 6	H: 1 LOB: 1 BB: 0 P: 6	R: 0 E: 0 K: 0 S: 4	H: 0 LOB: 2 BB: 2 P: 12	R: 0 E: 0 K: 0 S: 5	H: 2 LOB: 2 BB: 0 P: 5	R: 0 E: 0 K: 1 S: 4	H: 0 LOB: 0 BB: 1 P: 8	R: 1 E: 0 K: 2 S: 10	H: 2 LOB: 1 BB: 0 P: 10	1B: 3 2B: 5 3B: 0 HR: 2	SF: 0 SAC: 0 DP: 2 HBP: 0		WP: 0 PB: 0 SB: 1 CS: 0	PA: 37								
PITCHER	IP	WLS	BF	H	R	ER	SO	BB	IBB	HBP	BLK	WP	HR	S	P	ERA	WHIP										
39 Brett Myers, R ERA: 2.63	5.0	L	24	5	2	2	1	5	0	0	0	0	0	23	45	3.60	2.000										
Bobby Mosebach, R ERA: 7.94	1.0		5	2	0	0	0	0	0	0	0	0	0	5	5	0.00	2.000										
37 Chad Durbin, R ERA:	1.0		3	0	0	0	1	1	0	0	0	0	0	4	8	0.00	1.000										
46 Ryan Madson, R ERA: 3.12	1.0		5	2	1	1	2	0	0	0	0	0	1	10	10	9.00	2.000										



Batter	1	2	3	4	5	6	7	8	9	AB	R	H	RBI	BB	SO	LOB	TOP			
20 Jorge Posada, S (1,2) OBP: 0.412, SLG: 0.567	G5-3		G5-4-3		G6-3		K		G5-3	2	1	0	0	1	0	0	New York Yankees @ Philadelphia Phillies Bright House Networks Field, Clearwater, FL Mon Mar 23 2009, 1:05 PM EDT Att: 9,394 - Rain - 67 F			
26 José Molina, R (6,2) OBP: 0.341, SLG: 0.316			BB						1-2 2-3F	2	0	0	0	0	1	2				
18 Johnny Damon, L (1,7) OBP: 0.370, SLG: 0.463					F9					2	0	1	0	1	0	0				
11 Brett Gardner, L (7,PH) OBP: 0.468, SLG: 0.714	1B		BB				1B			2	0	1	0	0	0	1				
25 Mark Teixeira, S (1,3) OBP: 0.462, SLG: 0.647										3	1	1	0	0	0	3				
33 Nick Swisher, S (7,PH) OBP: 0.400, SLG: 0.314	P3		G5-4-3		2B		L4-3			1	0	0	0	0	0	1				
22 Xavier Nady, R (1,9) OBP: 0.289, SLG: 0.488										2	0	1	1	1	0	0				
14 Angel Berroa, R (7,5) OBP: 0.398, SLG: 0.694	BB		E5		1B					1	0	0	0	0	1	0				
24 Robinson Canó, L (1,4) OBP: 0.424, SLG: 0.581										3	0	0	0	0	0	4				
72 Juan Miranda, L (7,3) OBP: 0.325, SLG: 0.457	F7		FC4-6		F7					1	0	0	0	0	0	0				
12 Cody Ransom, R (1,5) OBP: 0.345, SLG: 0.392										3	0	0	0	0	1	0				
82 Austin Jackson, R (7,7) OBP: 0.368, SLG: 0.571			K		F7		G4-3			1	0	0	0	0	1	0				
53 Melky Cabrera, S (1,8) OBP: 0.380, SLG: 0.409										3	0	1	0	0	0	0				
92 Eduardo Núñez, R (7,6) OBP: 0.484, SLG: 0.577			1B		G5-3		G4-3			0	1	0	0	1	0	0				
90 Ramiro Pena, S (1,6) OBP: 0.333, SLG: 0.378										3	0	2	0	0	0	1				
73 Doug Bernier, R (7,4) OBP: 0.400, SLG: 0.280			F8							1	0	1	0	0	0	0				
40 Chien-Ming Wang, R (1,1)										3	0	0	0	0	3	3				
38 Brian Bruney, R (6,1)										0	0	0	0	0	0	0				
39 Dan Giese, R (7,1) OBP: 0.500, SLG: 0.500										0	0	0	0	0	0	0				
28 Brett Tomko, R (8,1)										0	0	0	0	0	0	0				
47 John Rodriguez, L (9,PH) OBP: 0.480, SLG: 0.500										1	0	1	1	0	0	0				
Inning Stats	R: 0 E: 0 K: 0 S: 4	H: 1 LOB: 2 BB: 1 P: 8	R: 0 E: 0 K: 2 S: 8	H: 1 LOB: 1 BB: 0 P: 11	R: 1 E: 1 K: 0 S: 6	H: 0 LOB: 1 BB: 2 P: 16	R: 0 E: 0 K: 1 S: 7	H: 1 LOB: 1 BB: 0 P: 10	R: 1 E: 0 K: 0 S: 6	H: 2 LOB: 1 BB: 0 P: 7	R: 0 E: 0 K: 1 S: 6	H: 1 LOB: 0 BB: 0 P: 8	R: 0 E: 0 K: 2 S: 7	H: 0 LOB: 0 BB: 0 P: 7	R: 1 E: 0 K: 0 S: 6	H: 2 LOB: 1 BB: 1 P: 12	1B: 8 2B: 2 3B: 0 HR: 0	SF: 0 SAC: 0 DP: 3 HBP: 0	WP: 0 PB: 0 CS: 0	PA: 38
PITCHER	IP WLS BF H R ER SO BB IBB HBP BLK WP HR S P ERA WHIP																			
43 J.A. Happ, L (1,1) ERA: 3.15	5.0	W	23	5	2	1	3	3	0	0	0	0	0	0	0	0	52	1.80	1.600	
55 Clay Condrey, R (6,1) ERA: 1.09	1.0	H	4	1	0	0	1	0	0	0	0	0	0	0	0	0	6	7	0.00	1.000
54 Brad Lidge, R (7,1) ERA: 2.25	1.0	H	3	1	0	0	1	0	0	0	0	0	0	0	0	0	6	8	0.00	1.000
47 Scott Eyre, L (8,1) ERA: 2.57	1.0		3	0	0	0	2	0	0	0	0	0	0	0	0	0	7	7	0.00	0.000
52 Mike Koplove, R (9,1) ERA: 1.42	1.0		5	2	1	1	0	1	0	0	0	0	0	0	0	0	6	12	9.00	3.000

Batter	1	2	3	4	5	6	7	8	9	AB	R	H	RBI	BB	SO	LOB	BOTTOM				
4 Eric Bruntlett, R (1,5) OBP: 0.462, SLG: 0.509	G3		1B							4	2	3	1	0	0	0	New York Yankees @ Philadelphia Phillies Bright House Networks Field, Clearwater, FL Mon Mar 23 2009, 1:05 PM EDT Att: 9,394 - Rain - 67 F				
28 Jayson Werth, R (1,8) OBP: 0.311, SLG: 0.585	L7		G5-4-3							3	1	1	1	0	0	1					
83 Rich Thompson, L (7,8)										1	0	0	0	0	1	1					
26 Chase Utley, L (1,4) OBP: 0.389, SLG: 0.267										3	0	0	0	0	1	1					
9 Miguel Cairo, R (7,4) OBP: 0.318, SLG: 0.524	F7									1	1	1	2	0	0	0					
6 Ryan Howard, L (1,3) OBP: 0.390, SLG: 0.673										2	1	0	0	1	1	1					
22 Marcus Giles, R (7,5) OBP: 0.299, SLG: 0.273			BB							1	0	1	0	0	0	0					
29 Raul Ibanez, L (1,7) OBP: 0.323, SLG: 0.404										3	1	3	1	0	0	0					
54 Brad Lidge, R (7,1) ERA: 7.56										0	0	0	0	0	0	0					
51 Carlos Ruiz, R (7,PH) OBP: 0.409, SLG: 0.474										1	0	0	0	0	1	1					
47 Scott Eyre, L (8,1)										0	0	0	0	0	0	0					
52 Mike Koplove, R (9,1)										0	0	0	0	0	0	0					
12 Matt Stairs, L (1,9) OBP: 0.282, SLG: 0.400										4	1	1	2	0	0	2					
75 Jason Donald, R (1,6) OBP: 0.415, SLG: 0.370										3	0	0	0	1	1	0					
Ronny Paulino, R (1,2) OBP: 0.267, SLG: 0.333										4	0	1	0	0	2	1					
43 J.A. Happ, L (1,1)										1	0	0	0	0	1	0					
Geoff Jenkins, L (5,PH) OBP: 0.310, SLG: 0.389										1	0	0	0	0	0	0					
55 Clay Condrey, R (6,1)										0	0	0	0	0	0	0					
79 Jason Ellison, R (7,7) OBP: 0.321, SLG: 0.346										2	1	1	0	0	0	1					
Inning Stats	R: 0 E: 0 K: 0 S: 3	H: 0 LOB: 0 BB: 0 P: 3	R: 1 E: 0 K: 1 S: 6	H: 1 LOB: 2 BB: 1 P: 15	R: 0 E: 0 K: 1 S: 6	H: 1 LOB: 0 BB: 0 P: 7	R: 0 E: 0 K: 0 S: 6	H: 1 LOB: 1 BB: 0 P: 12	R: 0 E: 0 K: 0 S: 5	H: 0 LOB: 0 BB: 0 P: 5	R: 4 E: 0 K: 2 S: 16	H: 4 LOB: 0 BB: 0 P: 25	R: 3 E: 0 K: 3 S: 13	H: 4 LOB: 1 BB: 0 P: 13	R: 0 E: 0 K: 1 S: 8	H: 1 LOB: 1 BB: 0 P: 9	1B: 5 2B: 5 3B: 0 HR: 2	SF: 0 SAC: 0 DP: 2 HBP: 0	WP: 0 PB: 0 CS: 0	PA: 36	
PITCHER	IP WLS BF H R ER SO BB IBB HBP BLK WP HR S P ERA WHIP																				
40 Chien-Ming Wang, R (1,1) ERA: 3.24	5.0	L	20	5	3	3	2	2	0	0	0	0	0	0	0	0	30	5.40	1.400		
38 Brian Bruney, R (6,1) ERA: 7.56	1.0		5	2	2	2	2	0	0	0	0	0	0	0	0	0	1	12	18.00	2.000	
39 Dan Giese, R (7,1) ERA: 7.43	1.0		7	4	3	3	3	0	0	0	0	0	0	0	0	0	1	13	27.00	4.000	
28 Brett Tomko, R (8,1) ERA: 1.46	1.0		4	1	0	0	1	0	0	0	0	0	0	0	0	0	0	8	9	0.00	1.000

Batter	1	2	3	4	5	6	7	8	9	AB	R	H	RBI	BB	SO	LOB	TOP			
2 Derek Jeter, R (1, 6) OBP: 0.474, SLG: 0.529 14 Angel Berroa, R (7, 6) OBP: 0.392, SLG: 0.620	3-2 F8 18 HR 1B	3-1 F8			2-1 18 1B 2B			0-1 P4		4	2	2	0	0	1	2				
18 Johnny Damon, L (1, 7) OBP: 0.358, SLG: 0.438 11 Brett Gardner, L (8, PH) OBP: 0.460, SLG: 0.733	3-3 K 1-2		2-1 E3 55 CS		1-0 25 G4-3 2H 1B		1-2 L4	1-0 P4		4	0	1	1	0	1	1				
25 Mark Teixeira, S (1, 3) OBP: 0.391, SLG: 0.537 74 Justin Leone, R (8, PH) OBP: 0.189, SLG: 0.257	2-2 F7		1-1 F7		1-2 G4-3 2-3		0-1 G3	0-3 K		4	0	0	0	0	0	3				
55 Hideki Matsui, L (1, 10) OBP: 0.351, SLG: 0.484 17 Shelley Duncan, R (9, PH) OBP: 0.441, SLG: 0.533	0-0 HR 2H		1-3 K 1-2		1-2 G1-3		1-2 G4-3		1-0 F7	4	1	1	2	0	1	2				
33 Nick Swisher, S (1, 9) OBP: 0.408, SLG: 0.395 47 John Rodriguez, L (8, 7) OBP: 0.462, SLG: 0.476	4-1 24 BB 2B			1-1 G4-3				0-0 HR K	2-3 K	3	1	1	1	1	1	0				
24 Robinson Cano, L (1, 4) OBP: 0.436, SLG: 0.583 90 Ramiro Pena, S (8, PH) OBP: 0.353, SLG: 0.396	0-1 2B			1-2 L8		4-1 12 WP 53 1B BB		1-2 HR 1B	1-0 P5	2	1	1	0	1	0	0				
12 Cody Ransom, R (1, 5) OBP: 0.333, SLG: 0.429 60 Todd Linder, S (8, PH) OBP: 0.222, SLG: 0.292	1-2 G5-3			0-1 HR		1-1 F8		1-1 19 PB 19 2B 2B		3	1	1	1	0	0	3				
26 José Molina, R (1, 2) OBP: 0.341, SLG: 0.300 19 Kevin Cash, R (8, PH) OBP: 0.375, SLG: 0.522		2-3 K		1-3 K		1-0 53 1B HBP		3-2 HR 2B		2	0	0	0	0	2	0				
53 Melky Cabrera, S (1, 8) OBP: 0.400, SLG: 0.479 73 Doug Bernier, R (8, 4) OBP: 0.397, SLG: 0.269		1-1 G4-3			1-0 L7	3-2 1B		0-0 HR		4	1	2	3	0	0	0				
Inning Stats	R: 2 E: 0 K: 1 S: 20	H: 3 LOB: 2 BB: 1 P: 33	R: 0 E: 0 K: 1 S: 8	H: 0 LOB: 0 BB: 0 P: 14	R: 0 E: 1 K: 1 S: 7	H: 0 LOB: 0 BB: 0 P: 11	R: 1 E: 0 K: 1 S: 10	H: 1 LOB: 0 BB: 0 P: 13	R: 1 E: 0 K: 2 S: 12	H: 1 LOB: 2 BB: 1 P: 23	R: 0 E: 0 K: 0 S: 9	H: 0 LOB: 0 BB: 0 P: 11	R: 5 E: 0 K: 1 S: 20	H: 5 LOB: 0 BB: 0 P: 26	R: 0 E: 0 K: 1 S: 5	H: 0 LOB: 0 BB: 0 P: 9	1B: 4 2B: 4 3B: 0 HR: 4	SF: 0 SAC: 0 DP: 0 HBP: 1	WP: 1 PB: 1 CS: 1	PA: 42
PITCHER	IP WLS BF H R ER SO BB IBB HBP BLK WP HR S P ERA WHIP																			
62 Carlos Carrasco, R (1, 1) ERA: 5.95	5.0 L 22 6 4 4 4 1 0 0 0 0 0 2 57 89 7.20 1.400																			
55 Clay Condrey, R (6, 1) ERA: 1.93	1.0 6 1 1 1 2 1 0 1 0 1 0 12 23 9.00 2.000																			
54 Brad Lidge, R (7, 1) ERA: 1.8	1.0 3 0 0 0 0 0 0 0 0 0 0 9 11 0.00 0.000																			
47 Scott Eyre, L (8, 1) ERA: 7.88	1.0 8 5 5 5 1 0 0 0 0 0 2 20 26 45.00 5.000																			
52 Mike Koplove, R (9, 1) ERA: 1.23	1.0 3 0 0 0 1 0 0 0 0 0 0 5 9 0.00 0.000																			

New York Yankees @ Philadelphia Phillies
Bright House Networks Field, Clearwater, FL
Thu Mar 26 2009, 1:05 PM EDT
Att: 9,469 - Sunny - 78 F

livebaseballscorecards.com

AB 39
R 10
H 12
RBI 10
BB 2
SO 8
LOB 11




Batter	1	2	3	4	5	6	7	8	9	AB	R	H	RBI	BB	SO	LOB	BOTTOM					
11 Jimmy Rollins, S (1, 6) OBP: 0.353, SLG: 0.333 9 Miguel Cairo, R (6, 6) OBP: 0.340, SLG: 0.523	1-0 G4-3		1-2 G3		4-2 BB		3-2 F9			2	0	0	0	1	0	0						
8 Shane Victorino, S (1, 8) OBP: 0.278, SLG: 0.313 79 Jason Ellison, R (9, 8) OBP: 0.333, SLG: 0.357	1-1 P6		4-2 BB		2-3 K			0-0 G4-3		3	0	0	0	1	1	2						
26 Chase Utley, L (1, 4) OBP: 0.365, SLG: 0.591 22 Marcus Giles, R (9, 4) OBP: 0.289, SLG: 0.273	3-1 HR		3-1 F7		3-3 K			0-0 1B 1B		4	1	2	1	0	1	3						
6 Ryan Howard, L (1, 3) OBP: 0.385, SLG: 0.691 34 Pablo Ozuna, R (7, 6) OBP: 0.421, SLG: 0.441	2-1 HR			1-3 K		0-3 K		0-0 P3		3	1	1	1	0	2	0						
29 Raul Ibanez, L (1, 7) OBP: 0.309, SLG: 0.371 Geoff Jenkins, L (7, 7) OBP: 0.311, SLG: 0.385	0-1 G4-3			4-1 BB		2-1 F8		0-0 1B		2	0	0	0	1	0	0						
28 Jayson Werth, R (1, 9) OBP: 0.314, SLG: 0.617 40 John Mayberry Jr., R (7, 9) OBP: 0.319, SLG: 0.516		2-3 K2-3		0-1 F9		1-3 K		1-2 G3		3	0	0	0	0	2	1						
12 Matt Stairs, L (1, 10) OBP: 0.279, SLG: 0.410		3-2 P6		2-1 F8			3-2 2B		0-0 G3	4	0	1	0	0	0	1						
7 Pedro Feliz, R (1, 5) OBP: 0.120, SLG: 0.125		3-3 K			0-0 L6		1-1 F7		1-2 G1-3	4	0	0	0	0	1	1						
Ronny Paulino, R (1, 2) OBP: 0.265, SLG: 0.355			2-2 F9		0-0 2B		0-3 K		2-1 G6-3	4	0	1	0	0	1	1						
Inning Stats	R: 2 E: 0 K: 0 S: 9	H: 2 LOB: 0 BB: 0 P: 16	R: 0 E: 0 K: 2 S: 9	H: 0 LOB: 0 BB: 0 P: 17	R: 0 E: 0 K: 0 S: 10	H: 0 LOB: 1 BB: 1 P: 20	R: 0 E: 0 K: 1 S: 8	H: 0 LOB: 1 BB: 1 P: 15	R: 0 E: 0 K: 2 S: 13	H: 1 LOB: 2 BB: 1 P: 22	R: 0 E: 0 K: 2 S: 8	H: 0 LOB: 0 BB: 0 P: 11	R: 0 E: 0 K: 1 S: 12	H: 1 LOB: 1 BB: 0 P: 19	R: 0 E: 0 K: 0 S: 7	H: 2 LOB: 2 BB: 0 P: 8	R: 0 E: 0 K: 0 S: 7	H: 0 LOB: 0 BB: 0 P: 10	1B: 2 2B: 2 3B: 0 HR: 2	SF: 0 SAC: 0 DP: 0 HBP: 0	WP: 0 PB: 0 CS: 0	PA: 36
PITCHER	IP WLS BF H R ER SO BB IBB HBP BLK WP HR S P ERA WHIP																					
62 Joba Chamberlain, R (1, 1) ERA: 3.68	4.1 W 19 3 2 2 2 3 0 0 0 0 0 2 40 76 4.15 1.385																					
48 Phil Coke, L (5, 1) ERA: 1.86	0.2 H 2 0 0 0 2 0 0 0 0 0 0 9 14 0.00 0.000																					
36 Edgar Ramirez, R (6, 1) ERA: 1.42	1.0 H 3 0 0 0 2 0 0 0 0 0 0 8 11 0.00 0.000																					
38 Brian Bruney, R (7, 1) ERA: 6.75	1.0 H 4 1 0 0 1 0 0 0 0 0 0 12 19 0.00 1.000																					
41 Jose Veras, R (8, 1) ERA: 2.25	1.0 5 2 0 0 0 0 0 0 0 0 0 7 8 0.00 2.000																					

New York Yankees @ Philadelphia Phillies
Bright House Networks Field, Clearwater, FL
Thu Mar 26 2009, 1:05 PM EDT
Att: 9,469 - Sunny - 78 F

livebaseballscorecards.com

AB 33
R 2
H 6
RBI 2
BB 3
SO 8
LOB 13



Batter	1	2	3	4	5	6	7	8	9	AB	R	H	RBI	BB	SO	LOB	TOP		
8 Shane Victorino, S OBP: 0.318, SLG: 0.400 83 Rich Thompson, L OBP: 0.500, SLG: 0.400										4	0	2	1	0	1	0	Philadelphia Phillies @ Houston Astros Osceola County Stadium, Kissimmee, FL Fri Mar 27 2009, 1:05 PM EDT Att: 4,025 - Cloudy - 75 F		
4 Eric Bruntlett, R OBP: 0.458, SLG: 0.517										5	0	2	1	0	0	3			
26 Chase Utley, L OBP: 0.379, SLG: 0.560 34 Pablo Ozuna, R OBP: 0.400, SLG: 0.417										3	0	1	0	0	0	1			
28 Jayson Werth, R OBP: 0.333, SLG: 0.700 40 John Mayberry Jr., R OBP: 0.309, SLG: 0.500										3	1	2	1	0	0	0			
29 Raul Ibanez, L OBP: 0.324, SLG: 0.385 79 Jason Ellison, R OBP: 0.323, SLG: 0.345										1	0	0	0	0	1	0			
7 Pedro Feliz, R OBP: 0.172, SLG: 0.179										4	0	2	0	0	0	2			
9 Miguel Cairo, R OBP: 0.340, SLG: 0.500 22 Marcus Giles, R OBP: 0.282, SLG: 0.265										2	1	0	0	0	1	4			
27 Chris Coste, R OBP: 0.200, SLG: 0.095										3	0	0	1	0	2	0			
39 Brett Myers, R OBP: 0.167, SLG: 0.167 46 Ryan Madson, L Bobby Mosebach, R 12 Matt Stairs, L OBP: 0.295, SLG: 0.500										3	0	0	0	0	1	2			
										0	0	0	0	0	0	0			
										1	1	1	1	0	0	0			
Inning Stats	R: 0 E: 0 K: 1 S: 6	H: 1 LOB: 0 BB: 0 P: 6	R: 3 E: 0 K: 0 S: 8	H: 4 LOB: 2 BB: 0 P: 10	R: 0 E: 0 K: 1 S: 7	H: 2 LOB: 1 BB: 0 P: 7	R: 0 E: 0 K: 1 S: 6	H: 1 LOB: 1 BB: 0 P: 6	R: 0 E: 0 K: 2 S: 7	H: 0 LOB: 0 BB: 0 P: 7	R: 0 E: 0 K: 0 S: 3	H: 0 LOB: 0 BB: 0 P: 3	R: 0 E: 0 K: 1 S: 5	H: 0 LOB: 0 BB: 0 P: 5	R: 2 E: 0 K: 0 S: 6	H: 3 LOB: 1 BB: 0 P: 6	1B: 8 2B: 3 3B: 0 HR: 2	SF: 1 SAC: 0 DP: 0 HBP: 1	WP: 0 PA: 41 PB: 0 SB: 0 CS: 1
PITCHER	IP WLS BF H R ER SO BB IBB HBP BLK WP HR S P ERA WHIP																		
44 Roy Oswalt, R ERA: 5.0	6.0 W 28 10 3 3 6 0 0 1 0 0 1 41 43 4.50 1.667																		
22 LaTroy Hawkins, R ERA: 2.57	1.0 H 3 0 0 0 0 0 0 0 0 0 0 3 3 0.00 0.000																		
43 Chris Sampson, R ERA: 2.57	2.0 S 9 3 2 2 1 0 0 0 0 0 0 1 11 11 9.00 1.500																		

Batter	1	2	3	4	5	6	7	8	9	AB	R	H	RBI	BB	SO	LOB	BOTTOM
3 Kazuo Matsui, S OBP: 0.175, SLG: 0.197 43 Chris Sampson, R										4	1	3	0	0	1	1	Philadelphia Phillies @ Houston Astros Osceola County Stadium, Kissimmee, FL Fri Mar 27 2009, 1:05 PM EDT Att: 4,025 - Cloudy - 75 F
77 Ivan Rodriguez, R OBP: 0.385, SLG: 0.833 65 Chris Johnson, R OBP: 0.319, SLG: 0.359										3	0	0	0	0	3		
17 Lance Berkman, S OBP: 0.412, SLG: 0.628 31 David Newhan, L OBP: 0.316, SLG: 0.188										3	1	1	1	0	1	0	
45 Carlos Lee, R OBP: 0.313, SLG: 0.211 89 Jason Smith, L OBP: 0.469, SLG: 0.609										3	0	0	0	0	2	1	
10 Miguel Tejada, R OBP: 0.350, SLG: 0.579 55 Humberto Quintero, R OBP: 0.147, SLG: 0.265										3	2	3	2	0	0	0	
9 Hunter Pence, R OBP: 0.375, SLG: 0.483										4	1	3	1	0	0	1	
27 Geoff Blum, S OBP: 0.236, SLG: 0.265										4	0	2	2	0	0	1	
21 Michael Bourn, L OBP: 0.304, SLG: 0.279										4	0	0	0	0	1	3	
44 Roy Oswalt, R ERA: 3.79 22 LaTroy Hawkins, R ERA: 2.39 4 Jason Michaels, R OBP: 0.194, SLG: 0.265										1	0	0	0	1	0	0	
										0	0	0	0	0	0	0	
										1	0	0	0	0	0	0	
Inning Stats	R: 1 E: 0 K: 0 S: 4	H: 1 LOB: 0 BB: 0 P: 4	R: 0 E: 0 K: 0 S: 3	H: 1 LOB: 0 BB: 0 P: 3	R: 0 E: 0 K: 2 S: 9	H: 1 LOB: 1 BB: 0 P: 9	R: 0 E: 0 K: 1 S: 5	H: 0 LOB: 1 BB: 1 P: 9	R: 2 E: 0 K: 1 S: 8	H: 4 LOB: 1 BB: 0 P: 8	R: 0 E: 0 K: 1 S: 5	H: 1 LOB: 0 BB: 0 P: 5	R: 2 E: 0 K: 1 S: 8	H: 3 LOB: 1 BB: 0 P: 8	1B: 8 2B: 4 3B: 0 HR: 1	SF: 0 SAC: 0 DP: 2 HBP: 0	WP: 0 PA: 35 PB: 0 SB: 0 CS: 1
PITCHER	IP WLS BF H R ER SO BB IBB HBP BLK WP HR S P ERA WHIP																
39 Brett Myers, R ERA: 3.79	5.1 L 24 8 4 4 4 4 1 0 0 0 0 0 31 35 6.75 1.688																
46 Ryan Madson, R ERA: 2.39	1.2 5 2 0 0 1 0 0 0 0 0 0 7 7 0.00 1.200																
Bobby Mosebach, R ERA: 9.39	1.0 6 3 2 2 1 0 0 0 0 0 0 8 8 18.00 3.000																

Batter	1	2	3	4	5	6	7	8	9	AB	R	H	RBI	BB	SO	LOB	TOP										
11 Jimmy Rollins, S OBP: 0.333, SLG: 0.278 44 Gary Majewski, R OBP: 1.000, SLG: 1.000 54 Brad Lidge, R (8, 1)										3	0	0	0	1	2	1	Philadelphia Phillies @ Pittsburgh Pirates McKechnie Field, Bradenton, FL Sat Mar 28 2009, 1:05 PM EDT Att: 5,694 - Sunny - 84 F										
8 Shane Victorino, S OBP: 0.280, SLG: 0.348 83 Rich Thompson, L OBP: 0.429, SLG: 0.333										3	0	0	0	1	1												
12 Matt Stairs, L OBP: 0.298, SLG: 0.476 27 Chris Coste, R OBP: 0.231, SLG: 0.136										2	0	0	0	1	1												
6 Ryan Howard, L OBP: 0.382, SLG: 0.724 34 Pablo Ozuna, R OBP: 0.300, SLG: 0.495										3	1	1	1	0	1												
Geoff Jenkins, L OBP: 0.306, SLG: 0.357										3	0	0	0	1	1												
4 Eric Bruntlett, R OBP: 0.481, SLG: 0.500										2	1	0	0	1	0												
22 Marcus Giles, R OBP: 0.302, SLG: 0.250										2	1	0	0	2	0												
51 Carlos Ruiz, R OBP: 0.448, SLG: 0.654										3	1	2	3	0	0												
50 Jamie Moyer, L 47 Scott Eyre, L 40 John Mayberry Jr., R OBP: 0.304, SLG: 0.492										2	0	0	0	0	1												
Inning Stats	R: 0 E: 0 K: 1 S: 5	H: 0 LOB: 1 BB: 1 P: 9	R: 0 E: 0 K: 0 S: 3	H: 0 LOB: 0 BB: 1 P: 7	R: 0 E: 0 K: 0 S: 3	H: 1 LOB: 0 BB: 0 P: 3	R: 1 E: 0 K: 2 S: 10	H: 1 LOB: 2 BB: 1 P: 16	R: 0 E: 0 K: 1 S: 5	H: 0 LOB: 0 BB: 0 P: 5	R: 0 E: 0 K: 1 S: 5	H: 0 LOB: 0 BB: 0 P: 5	R: 3 E: 0 K: 1 S: 6	H: 1 LOB: 0 BB: 3 P: 21	R: 0 E: 0 K: 0 S: 3	H: 1 LOB: 0 BB: 0 P: 3		R: 0 E: 0 K: 1 S: 5	H: 0 LOB: 0 BB: 0 P: 5	1B: 1 2B: 1 3B: 0 HR: 2	SF: 0 SAC: 0 DP: 2 HBP: 1	WP: 0 PB: 0 SB: 0 CS: 1	PA: 36				
PITCHER	IP	WLS	BF	H	R	ER	SO	BB	IBB	HBP	BLK	WP	HR	S	P	ERA	WHIP										
45 Ian Snell, R ERA: 5.11	6.0	W	22	2	1	1	5	3	0	1	0	0	1	31	45	1.50	0.833										
54 Denny Bautista, R ERA: 7.59	1.0		6	1	3	3	1	3	0	0	0	0	1	6	21	27.00	4.000										
34 John Grabow, L ERA: 3.6	1.0	H	3	1	0	0	0	0	0	0	0	0	0	3	3	0.00	1.000										
55 Matt Capps, R ERA: 3.6	1.0		3	0	0	0	1	0	0	0	0	0	0	5	5	0.00	0.000										

AB	27
R	4
H	4
RBI	4
BB	6
SO	7
LOB	6



Batter	1	2	3	4	5	6	7	8	9	AB	R	H	RBI	BB	SO	LOB	BOTTOM										
22 Andrew McCutchen, R OBP: 0.416, SLG: 0.554										5	3	5	2	0	0	0	Philadelphia Phillies @ Pittsburgh Pirates McKechnie Field, Bradenton, FL Sat Mar 28 2009, 1:05 PM EDT Att: 5,694 - Sunny - 84 F										
10 Brian Bixler, R OBP: 0.407, SLG: 0.500 Jim Negrych, L (7, 4)										4	1	2	0	0	2												
18 Craig Monroe, R OBP: 0.313, SLG: 0.667 Robbie Grossman, S (7, 9)										4	1	0	0	0	1	4											
25 Adam LaRoche, L OBP: 0.263, SLG: 0.333 69 Garrett Jones, L OBP: 0.393, SLG: 0.612										3	0	1	2	1	1												
5 Ramon Vazquez, L OBP: 0.292, SLG: 0.364 Brian Friday, R (7, 6)										3	0	0	0	0	2	3											
35 Jason Jaramillo, S OBP: 0.228, SLG: 0.156										4	0	1	1	0	1	2											
68 Jeff Salazar, L OBP: 0.370, SLG: 0.543										3	1	2	0	0	1	2											
36 Luis Alfonso Cruz, R OBP: 0.244, SLG: 0.205										4	1	1	0	0	1	2											
45 Ian Snell, R 3 Nyer Morgan, L 54 Denny Bautista, R 34 John Grabow, L 75 Erik Kratz, R 55 Matt Capps, R										2	0	0	0	0	1	1											
Inning Stats	R: 2 E: 0 K: 2 S: 10	H: 3 LOB: 2 BB: 0 P: 11	R: 0 E: 0 K: 2 S: 8	H: 1 LOB: 1 BB: 0 P: 8	R: 0 E: 0 K: 2 S: 7	H: 0 LOB: 0 BB: 0 P: 7	R: 0 E: 0 K: 0 S: 5	H: 1 LOB: 1 BB: 0 P: 5	R: 1 E: 0 K: 1 S: 9	H: 2 LOB: 2 BB: 1 P: 16	R: 4 E: 1 K: 1 S: 9	H: 4 LOB: 1 BB: 0 P: 10	R: 0 E: 0 K: 0 S: 3	H: 1 LOB: 0 BB: 0 P: 3	R: 3 E: 0 K: 1 S: 8	H: 2 LOB: 0 BB: 1 P: 14		R: 0 E: 0 K: 1 S: 5	H: 0 LOB: 0 BB: 0 P: 5	1B: 6 2B: 6 3B: 0 HR: 2	SF: 0 SAC: 0 DP: 1 HBP: 2	WP: 0 PB: 0 SB: 0 CS: 0	PA: 41				
PITCHER	IP	WLS	BF	H	R	ER	SO	BB	IBB	HBP	BLK	WP	HR	S	P	ERA	WHIP										
50 Jamie Moyer, L ERA: 5.4	5.2	L	31	11	7	7	7	1	0	2	1	0	0	45	54	11.12	2.118										
47 Scott Eyre, L ERA: 7.56	0.1		1	0	0	0	1	0	0	0	0	0	0	3	3	0.00	0.000										
44 Gary Majewski, R ERA: 3.0	1.0		3	1	0	0	0	0	0	0	0	0	0	3	3	0.00	1.000										
54 Brad Lidge, R ERA: 6.0	1.0		6	2	3	3	1	1	0	0	0	0	1	8	14	27.00	3.000										

AB	37
R	10
H	14
RBI	9
BB	2
SO	9
LOB	18



Batter	1	2	3	4	5	6	7	8	9	AB	R	H	RBI	BB	SO	LOB	TOP			
2 Jacoby Ellsbury, L OBP: 0.304, SLG: 0.442	G4-3		BB		G5-3			HR		3	1	1	1	1	0	0	Boston Red Sox @ Philadelphia Phillies Bright House Networks Field, Clearwater, FL Sun Mar 29 2009, 1:05 PM EDT Att: 9,918 - Cloudy - 69 F			
12 Jed Lowrie, S OBP: 0.426, SLG: 0.704 Oscar Tejada, R	G3		F9			K		K		4	0	0	0	0	2	1				
7 J.D. Drew, L OBP: 0.368, SLG: 0.258	K				54 FC9-6 55 SF8 3B 1B		P4		K	4	1	1	0	0	2	0				
33 Jason Varitek, S OBP: 0.238, SLG: 0.462 72 Luis Exposito, R OBP: 0.333, SLG: 0.333		P2			54 FC9-6 1B		K		F8	3	0	1	0	0	1	0				
54 Chris Carter, L OBP: 0.388, SLG: 0.703		HR			FC9-6 1-2		F9		55 2B 1B	4	1	2	1	0	0	2				
55 Jeff Bailey, R OBP: 0.484, SLG: 0.600 Sean Danielson, S OBP: 1.000, SLG: 1.000 75 Ryan Kalish, L OBP: 0.697, SLG: 1.500		E6			SF8		F8		1-3 2B	3	0	1	1	0	0	0				
16 George Kottaras, L OBP: 0.344, SLG: 0.483 Jonathan Hee, R	L3				K		K		G5-3	3	0	0	0	0	2	2				
Jorge Jimenez, L OBP: 0.333, SLG: 0.333 95 Iggy Suarez, R					P4			K		3	0	1	0	0	1	0				
70 Gil Velazquez, R OBP: 0.333, SLG: 0.324					G6-4-3 1-2		P4		G5-3	3	0	0	0	0	0	1				
Inning Stats	R: 0 E: 0 K: 1 S: 5	H: 0 LOB: 0 BB: 0 P: 5	R: 1 E: 1 K: 0 S: 4	H: 1 LOB: 0 BB: 0 P: 4	R: 0 E: 0 K: 0 S: 3	H: 1 LOB: 1 BB: 1 P: 7	R: 1 E: 0 K: 1 S: 7	H: 2 LOB: 1 BB: 0 P: 7	R: 0 E: 0 K: 2 S: 3	H: 0 LOB: 0 BB: 0 P: 7	R: 0 E: 0 K: 1 S: 5	H: 0 LOB: 0 BB: 0 P: 5	R: 1 E: 0 K: 2 S: 8	H: 1 LOB: 0 BB: 0 P: 8	R: 0 E: 0 K: 1 S: 7	H: 2 LOB: 2 BB: 0 P: 7		1B: 4 2B: 2 3B: 0 HR: 2	SF: 1 SAC: 0 DP: 2 HBP: 0	WP: 0 PB: 0 SB: 0 CS: 0
PITCHER	IP WLS BF H R ER SO BB IBB HBP BLK WP HR S P ERA WHIP																			
56 Joe Blanton, R ERA: 2.45	6.1 L 23 4 2 2 4 1 0 0 0 0 0 1 30 34 2.84 0.789																			
47 Scott Eyre, L ERA: 7.0	0.2 2 0 0 0 1 0 0 0 0 0 0 0 4 4 0.00 0.000																			
37 Chad Durbin, R ERA: 1.69	1.0 4 1 1 1 2 0 0 0 0 0 0 1 8 8 9.00 1.000																			
46 Ryan Madson, R ERA: 2.19	1.0 5 2 0 0 1 0 0 0 0 0 0 0 7 7 0.00 2.000																			

Batter	1	2	3	4	5	6	7	8	9	AB	R	H	RBI	BB	SO	LOB	BOTTOM			
11 Jimmy Rollins, S OBP: 0.360, SLG: 0.333 9 Miguel Cairo, R OBP: 0.333, SLG: 0.489	G5-3		8 1B 6 BB 2B		K				FC6-4 34 1B	3	1	1	0	1	1	3	Boston Red Sox @ Philadelphia Phillies Bright House Networks Field, Clearwater, FL Sun Mar 29 2009, 1:05 PM EDT Att: 9,918 - Cloudy - 69 F			
8 Shane Victorino, S OBP: 0.276, SLG: 0.333 79 Jason Ellison, R OBP: 0.313, SLG: 0.333	K		6 BB 26 BB 1B		G3-1				F8	4	0	1	0	0	1	5				
26 Chase Utley, L OBP: 0.394, SLG: 0.519 34 Pablo Ozuna, R OBP: 0.405, SLG: 0.421	G3-1		6 BB 1-2		6 4-3 BB				1-2 1B	2	0	0	0	2	1	0				
6 Ryan Howard, L OBP: 0.375, SLG: 0.689 19 Greg Dobbs, L OBP: 0.360, SLG: 0.349		K			L4-3				F8	3	0	0	1	1	2	1				
28 Jayson Werth, R OBP: 0.328, SLG: 0.667 Geoff Jenkins, L OBP: 0.306, SLG: 0.357		F9			FC6-4 1-2 2-3 3-H				P2	4	0	1	0	0	0	3				
29 Raul Ibanez, L OBP: 0.347, SLG: 0.406 4 Eric Bruntlett, R OBP: 0.461, SLG: 0.500					7 2B 1B				G4-3 1B	4	0	3	0	0	0	1				
7 Pedro Feliz, R OBP: 0.182, SLG: 0.219	L4				1-3 2B				G4-6-3 1-2	4	0	1	0	0	1	2				
40 John Mayberry Jr., R OBP: 0.288, SLG: 0.464					K				L7	4	0	0	0	0	2	2				
27 Chris Coste, R OBP: 0.300, SLG: 0.130					K				11 BB FC6-4 BB	1	0	0	0	3	1	0				
Inning Stats	R: 0 E: 0 K: 1 S: 5	H: 0 LOB: 0 BB: 0 P: 5	R: 0 E: 0 K: 1 S: 6	H: 1 LOB: 1 BB: 0 P: 6	R: 1 E: 0 K: 2 S: 9	H: 2 LOB: 3 BB: 2 P: 17	R: 0 E: 0 K: 1 S: 7	H: 2 LOB: 3 BB: 1 P: 11	R: 0 E: 0 K: 0 S: 3	H: 0 LOB: 2 BB: 2 P: 15	R: 0 E: 0 K: 2 S: 7	H: 0 LOB: 0 BB: 0 P: 7	R: 0 E: 0 K: 0 S: 3	H: 1 LOB: 0 BB: 0 P: 3	R: 0 E: 0 K: 0 S: 4	H: 1 LOB: 2 BB: 1 P: 8		1B: 6 2B: 3 3B: 0 HR: 0	SF: 0 SAC: 0 DP: 2 HBP: 0	WP: 0 PB: 0 SB: 0 CS: 0
PITCHER	IP WLS BF H R ER SO BB IBB HBP BLK WP HR S P ERA WHIP																			
31 Jon Lester, L ERA: 1.72	5.0 W 24 6 0 0 0 5 4 0 0 0 0 0 30 46 1.80 2.000																			
58 Jonathan Papelbon, R ERA: 3.6	1.0 H 5 0 0 0 2 2 0 0 0 0 0 0 7 15 0.00 2.000																			
56 Ramon E Ramirez, R ERA: 4.35	1.0 H 3 0 0 0 2 0 0 0 0 0 0 0 7 7 0.00 0.000																			
17 Manny Delcarmen, R ERA: 3.86	2.0 S 8 2 0 0 0 1 0 0 0 0 0 0 7 11 0.00 1.500																			

Batter	1	2	3	4	5	6	7	8	9	AB	R	H	RBI	BB	SO	LOB	TOP										
3 Kazuo Matsui, S OBP: 0.219, SLG: 0.268 Reggie Abercrombie, R OBP: 0.386, SLG: 0.463										3	1	3	1	0	0	0											
21 Michael Bourn, L OBP: 0.303, SLG: 0.282										4	0	1	0	0	0	2											
77 Ivan Rodriguez, R OBP: 0.263, SLG: 0.356 55 Humberto Quintero, R OBP: 0.128, SLG: 0.231										3	0	0	0	0	0	2											
9 Hunter Pence, R OBP: 0.378, SLG: 0.485 John Gall, R OBP: 0.429, SLG: 0.440										3	0	1	1	0	0	1											
27 Geoff Blum, S OBP: 0.230, SLG: 0.255 53 Wesley Wright, R OBP: 0.429, SLG: 0.440										3	0	0	0	0	1	2											
Drew Meyer, L OBP: 1.000, SLG: 1.000										3	0	0	0	0	2	1											
4 Jason Michaels, R OBP: 0.233, SLG: 0.366 Eli Iorg, R OBP: 0.233, SLG: 0.366										3	0	0	0	0	2	1											
65 Chris Johnson, R OBP: 0.304, SLG: 0.354										4	0	1	0	0	1	0											
23 Edwin Maysonet, R OBP: 0.385, SLG: 0.875 43 Chris Sampson, R OBP: 0.385, SLG: 0.875										2	2	1	1	1	1	0											
72 Lou Santangelo, R OBP: 0.300, SLG: 0.667										0	0	0	0	0	0	0											
11 Mike Hampton, R OBP: 0.333, SLG: 0.333 89 Jason Smith, L OBP: 0.404, SLG: 0.519										2	0	1	0	0	0	2											
										2	0	0	0	0	0	1											
Inning Stats	R: 1 E: 0 K: 1 S: 7	H: 2 LOB: 1 BB: 0 P: 7	R: 1 E: 1 K: 2 S: 9	H: 1 LOB: 2 BB: 1 P: 13	R: 0 E: 0 K: 1 S: 6	H: 1 LOB: 1 BB: 0 P: 6	R: 0 E: 0 K: 2 S: 9	H: 2 LOB: 2 BB: 0 P: 9	R: 0 E: 0 K: 0 S: 3	H: 0 LOB: 0 BB: 0 P: 3	R: 1 E: 0 K: 1 S: 7	H: 1 LOB: 0 BB: 0 P: 9	R: 0 E: 0 K: 1 S: 5	H: 0 LOB: 0 BB: 0 P: 5	R: 0 E: 0 K: 0 S: 3	H: 1 LOB: 1 BB: 0 P: 3	R: 0 E: 0 K: 0 S: 4	H: 1 LOB: 1 BB: 0 P: 4	1B: 6 2B: 2 3B: 0 HR: 1	SF: 0 SAC: 0 DP: 1 HBP: 0	WP: 0 PB: 0 SB: 0 CS: 0	PA: 37					
PITCHER	IP	WLS	BF	H	R	ER	SO	BB	IBB	HBP	BLK	WP	HR	S	P	ERA	WHIP										
61 Chan Ho Park, R ERA: 2.53	5.2	W	25	6	2	1	7	1	0	0	0	0	0	38	42	1.59	1.235										
37 Chad Durbin, R ERA: 3.18	0.1		2	1	1	1	0	0	0	0	0	0	1	3	5	27.00	3.000										
55 Clay Condrey, R ERA: 1.74	1.0		3	0	0	0	1	0	0	0	0	0	0	5	5	0.00	0.000										
52 Mike Koplove, R ERA: 1.08	1.0		3	1	0	0	0	0	0	0	0	0	0	3	3	0.00	1.000										
40 Cedrick Bowers, L ERA: 10.8	1.0		4	1	0	0	0	0	0	0	0	0	0	4	4	0.00	1.000										

Houston Astros @ Philadelphia Phillies
Bright House Networks Field, Clearwater, FL
Mon Mar 30 2009, 1:05 PM EDT
Att: 6,307 - Sunny - 70 F

AB	36
R	3
H	9
RBI	3
BB	1
SO	8
LOB	16



Batter	1	2	3	4	5	6	7	8	9	AB	R	H	RBI	BB	SO	LOB	BOTTOM										
11 Jimmy Rollins, S OBP: 0.379, SLG: 0.480 79 Jason Ellison, R OBP: 0.303, SLG: 0.323										4	2	2	1	0	0	0											
26 Chase Utley, L OBP: 0.361, SLG: 0.467 9 Miguel Cairo, R OBP: 0.340, SLG: 0.490										3	0	0	0	0	0	0											
28 Jayson Werth, R OBP: 0.339, SLG: 0.643 55 Clay Condrey, R OBP: 0.339, SLG: 0.643										2	1	0	0	2	1	0											
52 Mike Koplove, R OBP: 0.339, SLG: 0.643										0	0	0	0	0	0	0											
12 Matt Stairs, L OBP: 0.292, SLG: 0.465 40 Cedrick Bowers, R ERA: 10.8										1	0	0	0	0	0	1											
6 Ryan Howard, L OBP: 0.387, SLG: 0.734 19 Greg Dobbs, L OBP: 0.365, SLG: 0.356										3	1	2	2	0	1	0											
29 Raul Ibanez, L OBP: 0.372, SLG: 0.414 Geoff Jenkins, L OBP: 0.314, SLG: 0.386										1	2	1	0	2	0	0											
8 Shane Victorino, S OBP: 0.294, SLG: 0.323										4	1	1	0	1	0	4											
4 Eric Bruntlett, R OBP: 0.481, SLG: 0.561										4	2	3	4	1	0	0											
51 Carlos Ruiz, R OBP: 0.412, SLG: 0.700										4	2	3	4	1	0	0											
61 Chan Ho Park, R ERA: 5.54 37 Chad Durbin, R ERA: 3.27										4	1	1	3	0	0	2											
34 Pablo Ozuna, R OBP: 0.409, SLG: 0.425										2	0	0	0	0	1	1											
										2	0	0	0	0	0	0											
Inning Stats	R: 1 E: 0 K: 1 S: 6	H: 1 LOB: 0 BB: 0 P: 7	R: 2 E: 0 K: 0 S: 7	H: 2 LOB: 0 BB: 0 P: 9	R: 0 E: 0 K: 1 S: 5	H: 0 LOB: 0 BB: 0 P: 5	R: 2 E: 0 K: 1 S: 7	H: 3 LOB: 1 BB: 1 P: 11	R: 2 E: 0 K: 0 S: 5	H: 1 LOB: 1 BB: 2 P: 13	R: 4 E: 0 K: 0 S: 7	H: 4 LOB: 2 BB: 2 P: 16	R: 0 E: 0 K: 0 S: 4	H: 1 LOB: 1 BB: 0 P: 4	R: 2 E: 0 K: 0 S: 6	H: 2 LOB: 2 BB: 1 P: 10	1B: 9 2B: 1 3B: 0 HR: 4	SF: 1 SAC: 0 DP: 0 HBP: 0	WP: 0 PB: 0 SB: 0 CS: 0	PA: 44							
PITCHER	IP	WLS	BF	H	R	ER	SO	BB	IBB	HBP	BLK	WP	HR	S	P	ERA	WHIP										
11 Mike Hampton, L ERA: 5.54	5.0	L	24	7	7	7	3	3	0	0	0	0	0	30	45	12.60	2.000										
53 Wesley Wright, L ERA: 3.27	1.0		9	4	4	4	0	2	0	0	0	0	1	7	16	36.00	6.000										
43 Chris Sampson, R ERA: 2.0	2.0		11	3	2	0	0	1	0	0	0	0	0	10	14	0.00	2.000										

Houston Astros @ Philadelphia Phillies
Bright House Networks Field, Clearwater, FL
Mon Mar 30 2009, 1:05 PM EDT
Att: 6,307 - Sunny - 70 F

AB	37
R	13
H	14
RBI	12
BB	6
SO	3
LOB	12



Batter	1	2	3	4	5	6	7	8	9	AB	R	H	RBI	BB	SO	LOB	TOP		
19 Marco Scutaro, R OBP: 0.292, SLG: 0.435 69 Brad Emaus, R OBP: 0.385, SLG: 0.723	0-1 F7		1-2 P6			1-3 K		2-3 K		3	0	0	0	0	1	0			
19 José Bautista, R OBP: 0.421, SLG: 0.412 64 Scott Campbell, L OBP: 0.349, SLG: 0.436	0-0 F8			1-2 P4		0-1 G6-3		0-1 G6-3		3	0	0	0	0	0	0			
26 Adam Lind, L OBP: 0.339, SLG: 0.439 62 Brett Harper, L (9, PH)	2-3 K			0-0 10 1B		2-2 G3-1		1-2 G4-3		3	0	1	0	0	1	0			
10 Vernon Wells, R OBP: 0.316, SLG: 0.368 78 Sean Shott, L OBP: 0.296, SLG: 0.538		0-0 F7		1-2 1B		1-1 F8		0-3 K		3	0	1	0	0	0	0			
35 Lyle Overbay, L OBP: 0.256, SLG: 0.361 68 David Cooper, L OBP: 0.267, SLG: 0.333		2-1 G4-3		2-3 1B		0-0 G1-3				3	0	0	0	0	1	1			
45 Travis Snider, L OBP: 0.392, SLG: 0.720 Adam Calderone, L (7, PR)		3-2 HR			0-0 G4-3		1-2 13 FC6-4 1B			3	1	2	1	0	0	0			
20 Rod Barajas, R OBP: 0.125, SLG: 0.125 13 Raul Chavez, R OBP: 0.375, SLG: 0.435		1-2 F8		2-2 F9		0-0 FC6-4				2	0	0	0	0	0	0			
Aaron Mathews, R OBP: 0.323, SLG: 0.387			0-1 G6-3		0-0 1B		2-3 K			3	0	1	0	0	1	0			
6 John McDonald, R OBP: 0.229, SLG: 0.250			3-3 K		3-1 F8		0-2 G4-3			3	0	0	0	0	1	1			
Inning Stats	R: 0 E: 0 K: 1 S: 6	H: 0 LOB: 0 BB: 8 P: 8	R: 1 E: 0 K: 0 S: 9	H: 1 LOB: 0 BB: 15 P: 15	R: 0 E: 0 K: 1 S: 9	H: 0 LOB: 0 BB: 13 P: 13	R: 0 E: 0 K: 1 S: 10	H: 2 LOB: 1 BB: 14 P: 14	R: 0 E: 0 K: 0 S: 8	H: 1 LOB: 1 BB: 0 P: 13	R: 0 E: 0 K: 1 S: 9	H: 0 LOB: 1 BB: 0 P: 9	R: 0 E: 0 K: 2 S: 9	H: 0 LOB: 0 BB: 13 P: 13	R: 0 E: 0 K: 1 S: 9	H: 0 LOB: 0 BB: 10 P: 10	1B: 4 2B: 0 3B: 0 HR: 1	SF: 0 SAC: 0 DP: 0 HBP: 0	WP: 0 PA: 31 PB: 0 SB: 0 CS: 0
PITCHER	IP WLS BF H R ER SO BB IBB HBP BLK WP HR S P ERA WHIP	4.0 W 14 3 1 1 3 0 0 0 0 0 1 34 50 2.25 0.750	5.1 H 4 1 0 0 0 0 0 0 0 0 0 8 13 0.00 1.000	6.1 H 3 0 0 0 1 0 0 0 0 0 0 9 12 0.00 0.000	7.1 4 1 0 0 0 0 0 0 0 0 0 7 9 0.00 1.000	8.1 3 0 0 0 2 0 0 0 0 0 0 9 13 0.00 0.000	PITCHER	IP WLS BF H R ER SO BB IBB HBP BLK WP HR S P ERA WHIP	1.0 3 0 0 0 1 0 0 0 0 0 0 9 10 0.00 0.000	4.0 W 14 3 1 1 3 0 0 0 0 0 1 34 50 2.25 0.750	5.1 H 4 1 0 0 0 0 0 0 0 0 0 8 13 0.00 1.000	6.1 H 3 0 0 0 1 0 0 0 0 0 0 9 12 0.00 0.000	7.1 4 1 0 0 0 0 0 0 0 0 0 7 9 0.00 1.000	8.1 3 0 0 0 2 0 0 0 0 0 0 9 13 0.00 0.000					

Toronto Blue Jays @ Philadelphia Phillies
Bright House Networks Field, Clearwater, FL
Tue Mar 31 2009, 7:05 PM EDT
Att. 6,362 - Clear - 79 F

AB 31
R 1
H 5
RBI 1
BB 0
SO 7
LOB 3



Batter	1	2	3	4	5	6	7	8	9	AB	R	H	RBI	BB	SO	LOB	BOTTOM		
11 Jimmy Rollins, S OBP: 0.406, SLG: 0.536 4 Eric Bruntlett, R OBP: 0.494, SLG: 0.567	0-0 2B		3-1 26 1B	0-2 F8		4-2 28 FC6-4 BB	2-2 12 HBP			3	2	2	0	0	0	1			
28 Jayson Werth, R OBP: 0.348, SLG: 0.650 12 Matt Stairs, L OBP: 0.306, SLG: 0.465	3-1 6 G3-1 2B		1 SAFE L8		1-0 29 HR	3-2 34 6 1B	3-1 34 G4-6-3 HBP			4	2	2	2	0	0	3			
26 Chase Utley, L OBP: 0.359, SLG: 0.455 34 Pablo Ozuna, R OBP: 0.413, SLG: 0.429	0-1 F7		2-1 29 1B		0-0 F8	0-0 6 1B	0-0 G4-6-3			3	0	1	0	0	0	2			
6 Ryan Howard, L OBP: 0.380, SLG: 0.706 78 Paul Hoover, R OBP: 0.500, SLG: 1.000	3-0 G3-1		0-3 K		1-0 F7	0-1 1B	3-1 29 G4-6-3 1B			4	0	1	1	0	1	4			
29 Raul Ibanez, L OBP: 0.373, SLG: 0.467	2-1 G4-3		0-0 2B		3-2 HR	1-2 G3-1	2-1 G4-6-3			5	1	2	3	0	0	4			
8 Shane Victorino, S OBP: 0.270, SLG: 0.294 79 Jason Ellison, R OBP: 0.314, SLG: 0.333		0-1 G5-3	3-1 F8		1-2 P6		2-1 9 BB 4 G3 1B	1-3 K		3	0	0	0	0	0	2			
7 Pedro Feliz, R OBP: 0.222, SLG: 0.257 19 Greg Dobbs, L OBP: 0.358, SLG: 0.348		2-2 27 FC1-6 1B		1-1 G6-3		0-0 4 BB 28 FC6-4 1B	0-0 G3			3	1	2	0	0	0	0			
27 Chris Coste, R OBP: 0.324, SLG: 0.154		3-2 FC1-6		2-1 9 FC6-4 1B		0-2 F8	4-2 4 1B 9 BB 12 HBP BB			3	1	1	0	1	0	2			
9 Miquel Cairo, R OBP: 0.333, SLG: 0.462		1-2 F7		2-2 FC6-4		1-0 E5 28 FC6-4 4 BB 34 1B	4-0 12 HBP 4 1B			3	1	0	0	1	0	3			
Inning Stats	R: 1 E: 0 K: 0 S: 8	H: 2 LOB: 1 BB: 0 P: 16	R: 0 E: 0 K: 0 S: 12	H: 1 LOB: 0 BB: 0 P: 18	R: 1 E: 0 K: 1 S: 11	H: 3 LOB: 2 BB: 0 P: 19	R: 0 E: 0 K: 0 S: 11	H: 1 LOB: 1 BB: 0 P: 16	R: 2 E: 0 K: 0 S: 10	H: 2 LOB: 0 BB: 0 P: 16	R: 3 E: 1 K: 0 S: 16	H: 3 LOB: 2 BB: 1 P: 25	R: 2 E: 0 K: 0 S: 10	H: 2 LOB: 2 BB: 2 P: 25	R: 0 E: 0 K: 1 S: 7	H: 1 LOB: 0 BB: 0 P: 13	1B: 11 2B: 3 3B: 0 HR: 1	SF: 0 SAC: 0 DP: 2 HBP: 1	WP: 0 PA: 42 PB: 0 SB: 0 CS: 0
PITCHER	IP WLS BF H R ER SO BB IBB HBP BLK WP HR S P ERA WHIP	5.1 L 28 10 7 4 1 2 0 0 0 0 0 18 37 18.00 6.000	6.1 4 2 2 0 2 0 0 0 0 0 0 0 8 14 0.00 0.600	7.1 1 0 0 0 1 0 0 0 0 0 0 0 8 14 0.00 0.600	8.1 4 1 0 0 1 0 0 0 0 0 0 0 8 14 0.00 0.600	PITCHER	IP WLS BF H R ER SO BB IBB HBP BLK WP HR S P ERA WHIP	5.1 L 28 10 7 4 1 2 0 0 0 0 0 0 18 37 18.00 6.000	6.1 4 2 2 0 2 0 0 0 0 0 0 0 8 14 0.00 0.600	7.1 1 0 0 0 1 0 0 0 0 0 0 0 8 14 0.00 0.600	8.1 4 1 0 0 1 0 0 0 0 0 0 0 8 14 0.00 0.600								

Toronto Blue Jays @ Philadelphia Phillies
Bright House Networks Field, Clearwater, FL
Tue Mar 31 2009, 7:05 PM EDT
Att. 6,362 - Clear - 79 F

AB 38
R 9
H 15
RBI 9
BB 3
SO 2
LOB 25



Batter	1	2	3	4	5	6	7	8	9	AB	R	H	RBI	BB	SO	LOB	TOP		
1 Akinori Iwamura, L (1.4) OBP: 0.250, SLG: 0.333 24 Adam Kennedy, L (7.4) OBP: 0.387, SLG: 0.407										3	0	0	0	1	0	1			
13 Carl Crawford, L (1.7) OBP: 0.389, SLG: 0.500 43 Jon Weber, L (9.7) OBP: 0.341, SLG: 0.667										4	1	1	0	0	0	1			
3 Evan Longoria, R (1.5) OBP: 0.399, SLG: 0.478										4	0	3	0	0	1	0			
23 Carlos Pena, L (1.3) OBP: 0.375, SLG: 0.361										4	0	0	0	0	2	5			
5 Pat Burrell, R (1.10) OBP: 0.375, SLG: 0.444										3	0	1	1	1	0	0			
20 Matt Joyce, L (1.8) OBP: 0.375, SLG: 0.500										4	1	1	0	0	1	3			
30 Dioner Navarro, S (1.2) OBP: 0.375, SLG: 0.434										4	0	1	1	0	0	1			
26 Gabe Gross, L (1.9) OBP: 0.421, SLG: 0.511 18 Ben Zobrist, S (9.9) OBP: 0.406, SLG: 0.385										4	0	0	0	0	1	2			
8 Jason Bartlett, R (1.6) OBP: 0.393, SLG: 0.392										4	0	0	0	0	0	1			
Inning Stats	R: 1 H: 3 E: 0 K: 1 S: 14	H: 3 LOB: 2 BB: 0 P: 22	R: 0 H: 0 E: 1 K: 0 S: 9	H: 0 LOB: 1 BB: 1 P: 15	R: 0 H: 0 E: 0 K: 2 S: 10	H: 0 LOB: 0 BB: 0 P: 16	R: 1 H: 2 E: 0 K: 0 S: 11	H: 2 LOB: 1 BB: 0 P: 17	R: 0 H: 1 E: 0 K: 1 S: 10	H: 0 LOB: 1 BB: 1 P: 17	R: 0 H: 1 E: 0 K: 0 S: 11	H: 1 LOB: 2 BB: 1 P: 17	R: 0 H: 0 E: 0 K: 1 S: 8	H: 0 LOB: 0 BB: 0 P: 12	R: 0 H: 0 E: 0 K: 0 S: 6	H: 0 LOB: 0 BB: 0 P: 7	1B: 6 2B: 1 3B: 0 HR: 0	SF: 0 SAC: 0 DP: 0 HBP: 0	WP: 0 PA: 37 PB: 0 SB: 1 CS: 0
PITCHER	IP WLS BF H R ER SO BB IBB HBP BLK WP HR S P ERA WHIP																		
56 Joe Blanton, R (1.1) ERA: 2.67	5.0 22 6 2 2 3 0 0 0 0 0 0 0 53 83 3.60 1.200																		
37 Chad Durbin, R (6.1) ERA: 3.52	1.0 4 0 0 0 1 1 0 0 0 0 0 0 10 17 0.00 1.000																		
47 Scott Eyre, L (7.1) ERA: 5.73	1.0 5 1 0 0 0 1 0 0 0 0 0 0 11 17 0.00 2.000																		
46 Ryan Madson, R (8.1) ERA: 1.88	1.0 3 0 0 0 1 0 0 0 0 0 0 0 8 12 0.00 0.000																		
54 Brad Lidge, R (9.1) ERA: 4.0	1.0 W 3 0 0 0 0 0 0 0 0 0 0 0 6 7 0.00 0.000																		

Tampa Bay Rays @ Philadelphia Phillies
Citizens Bank Park, Philadelphia, PA
Fri Apr 03 2009, 7:05 PM EDT
Att: 39,338 - Cloudy - 66 F

AB	35
R	2
H	7
RBI	2
BB	2
SO	5
LOB	14



Batter	1	2	3	4	5	6	7	8	9	AB	R	H	RBI	BB	SO	LOB	BOTTOM				
11 Jimmy Rollins, S (1.6) OBP: 0.421, SLG: 0.559 75 Jason Donald, R (6.6) OBP: 0.418, SLG: 0.375										3	0	1	0	0	0	0					
8 Shane Victorino, S (1.8) OBP: 0.250, SLG: 0.289 79 Jason Ellison, R (6.8) OBP: 0.381, SLG: 0.351										3	0	0	0	0	1	1					
28 Jayson Werth, R (1.9) OBP: 0.360, SLG: 0.676 12 Matt Stairs, L (7.9) OBP: 0.315, SLG: 0.521										3	1	2	0	0	0	1					
6 Ryan Howard, L (1.3) OBP: 0.400, SLG: 0.753 19 Greg Dobbs, L (7.3) OBP: 0.326, SLG: 0.314										2	0	1	0	1	0	1					
29 Raul Ibanez, L (1.7) OBP: 0.360, SLG: 0.444 34 Pablo Ozuna, R (7.4) OBP: 0.385, SLG: 0.396										3	0	0	1	0	0	4					
7 Pedro Feliz, R (1.5) OBP: 0.285, SLG: 0.404 9 Miguel Cairo, R (7.5) OBP: 0.313, SLG: 0.414										3	0	0	0	0	2	4					
4 Eric Bruntlett, R (1.4) OBP: 0.484, SLG: 0.533										2	1	0	0	2	0	1					
51 Carlos Ruiz, R (1.10) OBP: 0.391, SLG: 0.600										3	0	1	0	1	0	1					
27 Chris Coste, R (1.2) OBP: 0.273, SLG: 0.114										3	0	0	1	1	1	1					
Inning Stats	R: 0 H: 1 E: 1 K: 0 S: 11	H: 1 LOB: 3 BB: 1 P: 21	R: 0 H: 0 E: 0 K: 0 S: 10	H: 0 LOB: 0 BB: 0 P: 13	R: 0 H: 1 E: 0 K: 1 S: 11	H: 1 LOB: 1 BB: 0 P: 14	R: 0 H: 0 E: 0 K: 1 S: 9	H: 0 LOB: 0 BB: 1 P: 19	R: 0 H: 0 E: 0 K: 1 S: 7	H: 2 LOB: 1 BB: 0 P: 13	R: 1 H: 2 E: 0 K: 1 S: 9	H: 2 LOB: 1 BB: 0 P: 12	R: 0 H: 1 E: 0 K: 1 S: 9	H: 1 LOB: 0 BB: 0 P: 12	R: 0 H: 0 E: 0 K: 1 S: 9	H: 0 LOB: 0 BB: 0 P: 12	R: 2 H: 1 E: 1 K: 0 S: 6	H: 1 LOB: 3 BB: 3 P: 19	1B: 4 2B: 2 3B: 0 HR: 0	SF: 0 SAC: 0 DP: 0 HBP: 0	WP: 0 PA: 37 PB: 0 SB: 2 CS: 0
PITCHER	IP WLS BF H R ER SO BB IBB HBP BLK WP HR S P ERA WHIP																				
19 Scott Kazmir, L (1.1) ERA: 3.79	3.0 13 2 0 0 0 1 1 0 0 0 0 0 9 19 0.00 1.000																				
40 Troy Percival, R (4.1) ERA: 2.25	1.0 H 4 0 0 0 1 1 0 0 0 0 0 0 9 19 0.00 1.000																				
35 Dan Wheeler, R (5.1) ERA: 3.86	1.0 H 3 0 0 0 1 0 0 0 0 0 0 0 7 13 0.00 0.000																				
31 Lance Cormier, R (6.1) ERA: 1.62	2.0 H 9 3 1 1 2 0 0 0 0 0 0 0 18 24 4.50 1.500																				
39 J.P. Howell, L (8.1) ERA: 3.0	1.0 H 3 0 0 0 1 0 0 0 0 0 0 0 9 12 0.00 0.000																				
PITCHER	IP WLS BF H R ER SO BB IBB HBP BLK WP HR S P ERA WHIP																				
76 Winston Abreu, R (9.1) ERA: 4.26	0.0 L 3 0 2 1 0 0 0 0 0 0 0 0 3 7 0.00 0.000																				
36 Randy Choate, L (9.1) ERA: 5.14	0.0 B 2 1 0 0 0 0 0 0 0 0 0 0 3 7 0.00 0.000																				

Tampa Bay Rays @ Philadelphia Phillies
Citizens Bank Park, Philadelphia, PA
Fri Apr 03 2009, 7:05 PM EDT
Att: 39,338 - Cloudy - 66 F

AB	32
R	3
H	6
RBI	3
BB	5
SO	6
LOB	16



Batter	1	2	3	4	5	6	7	8	9	AB	R	H	RBI	BB	SO	LOB	TOP	
5 Pat Burrell, R OBP: 0.385, SLG: 0.509 18 Ben Zobrist, S OBP: 0.411, SLG: 0.411											1	1	1	1	0	0	0	Tampa Bay Rays @ Philadelphia Phillies Citizens Bank Park, Philadelphia, PA Sat Apr 04 2009, 1:05 PM EDT Att: 38,480 - Partly Cloudy - 53 F livebaseballscorecards.com
8 Jason Bartlett, R OBP: 0.385, SLG: 0.385 16 Willy Aybar, S OBP: 0.370, SLG: 0.439										1	0	0	0	0	1	0	AB 36 R 9 H 11 RBI 9 BB 5 SO 8 LOB 10	
13 Carl Crawford, L OBP: 0.417, SLG: 0.762 62 Ray Sadler, R OBP: 0.244, SLG: 0.311										0	1	0	0	1	0	0	WP: 0 PA: 42 FB: 0 SB: 1 CS: 0	
3 Evan Longoria, R OBP: 0.400, SLG: 0.489 24 Adam Kennedy, L OBP: 0.370, SLG: 0.386										1	1	1	0	0	0	0	AB 36 R 9 H 11 RBI 9 BB 5 SO 8 LOB 10	
23 Carlos Pena, L OBP: 0.388, SLG: 0.459 37 Ray Olmedo, S OBP: 0.353, SLG: 0.326										1	1	1	3	0	0	0	WP: 0 PA: 42 FB: 0 SB: 1 CS: 0	
19 Gabe Kapler, R OBP: 0.215, SLG: 0.217										5	0	0	0	0	1	4	WP: 0 PA: 42 FB: 0 SB: 1 CS: 0	
9 Shawn Riggans, R OBP: 0.381, SLG: 0.333 41 Michel Hernandez, R OBP: 0.318, SLG: 0.619										3	0	0	0	0	1	0	WP: 0 PA: 42 FB: 0 SB: 1 CS: 0	
1 Alton Bregman, L OBP: 0.321, SLG: 0.500 63 Chris Nease, R OBP: 0.411, SLG: 0.411 26 Heath Clifton, L OBP: 0.370, SLG: 0.439 52 Brian Shouse, L OBP: 0.370, SLG: 0.439 20 Gabe Caplan, L OBP: 0.370, SLG: 0.439 20 Matt Joyce, L OBP: 0.370, SLG: 0.439 41 Joe Nelson, R OBP: 0.370, SLG: 0.439 71 Julio DePaula, R OBP: 0.370, SLG: 0.439										1	0	0	0	0	0	0	WP: 0 PA: 42 FB: 0 SB: 1 CS: 0	
22 Matt Garza, R OBP: 0.318, SLG: 0.619										1	0	0	0	1	0	1	WP: 0 PA: 42 FB: 0 SB: 1 CS: 0	
35 Cole Hamels, L ERA: 9.39 44 Gary Majewski, R ERA: 2.4 J.C. Romero, L ERA: 4.5 40 Cedrick Bowers, L ERA: 8.31 52 Mike Koplove, R ERA: 1.74	IP: 5.0 WLS: L BF: 22 H: 6 R: 6 ER: 6 SO: 7 BB: 1 IBB: 0 HBP: 1 BLK: 0 WP: 0 HR: 2 S: 58 P: 83 ERA: 10.80 WHIP: 1.400	IP: 1.0 WLS: L BF: 3 H: 1 R: 0 ER: 0 SO: 0 BB: 0 IBB: 0 HBP: 0 BLK: 0 WP: 0 HR: 0 S: 7 P: 11 ERA: 0.00 WHIP: 1.000	IP: 1.0 WLS: L BF: 3 H: 1 R: 2 ER: 2 SO: 0 BB: 1 IBB: 0 HBP: 0 BLK: 0 WP: 0 HR: 0 S: 16 P: 12 ERA: 0.00 WHIP: 0.000	IP: 1.0 WLS: L BF: 7 H: 1 R: 1 ER: 1 SO: 1 BB: 0 IBB: 0 HBP: 0 BLK: 0 WP: 0 HR: 0 S: 16 P: 37 ERA: 9.00 WHIP: 4.000	PITCHER													

Batter	1	2	3	4	5	6	7	8	9	AB	R	H	RBI	BB	SO	LOB	BOTTOM		
11 Jimmy Rollins, S OBP: 0.415, SLG: 0.541 79 Jason Ellison, R OBP: 0.364, SLG: 0.333										3	0	1	0	0	1	1	Tampa Bay Rays @ Philadelphia Phillies Citizens Bank Park, Philadelphia, PA Sat Apr 04 2009, 1:05 PM EDT Att: 38,480 - Partly Cloudy - 53 F livebaseballscorecards.com		
8 Shane Victorino, S OBP: 0.226, SLG: 0.260										5	0	0	0	0	2	3		AB 37 R 7 H 11 RBI 7 BB 3 SO 8 LOB 13	
26 Chase Utley, L OBP: 0.326, SLG: 0.385 34 Pablo Ozuna, R OBP: 0.377, SLG: 0.388										4	0	0	0	0	1	2		WP: 0 PA: 41 FB: 0 SB: 0 CS: 1	
6 Ryan Howard, L OBP: 0.420, SLG: 0.760 9 Miguel Cairo, R OBP: 0.316, SLG: 0.407										2	1	2	0	1	0	0		WP: 0 PA: 41 FB: 0 SB: 0 CS: 1	
29 Raul Ibanez, L OBP: 0.370, SLG: 0.500 44 Gary Majewski, R ERA: 4.5 J.C. Romero, S ERA: 2.61 28 Jayson Werth, R ERA: 5.83 40 Cedrick Bowers, R ERA: 8.31 52 Mike Koplove, R ERA: 1.74 4 Eric Brunnett, R OBP: 0.215, SLG: 0.217										3	1	2	2	0	0	1		WP: 0 PA: 41 FB: 0 SB: 0 CS: 1	
12 Matt Stairs, L OBP: 0.345, SLG: 0.558										4	1	3	1	0	1	2		WP: 0 PA: 41 FB: 0 SB: 0 CS: 1	
19 Greg Dobbs, L OBP: 0.323, SLG: 0.364										4	1	1	2	0	2	3		WP: 0 PA: 41 FB: 0 SB: 0 CS: 1	
51 Carlos Ruiz, R OBP: 0.380, SLG: 0.558										3	0	0	0	1	0	0		WP: 0 PA: 41 FB: 0 SB: 0 CS: 1	
35 Cole Hamels, L ERA: 9.39 75 Jason Donald, R OBP: 0.420, SLG: 0.431	IP: 4.0 WLS: H BF: 19 H: 4 R: 4 ER: 4 SO: 4 BB: 3 IBB: 0 HBP: 0 BLK: 0 WP: 0 HR: 2 S: 40 P: 75 ERA: 9.00 WHIP: 2.250	IP: 1.0 WLS: H BF: 5 H: 2 R: 0 ER: 0 SO: 2 BB: 0 IBB: 0 HBP: 0 BLK: 0 WP: 0 HR: 0 S: 10 P: 14 ERA: 0.00 WHIP: 2.000	IP: 1.0 WLS: H BF: 4 H: 1 R: 1 ER: 1 SO: 0 BB: 0 IBB: 0 HBP: 0 BLK: 0 WP: 0 HR: 0 S: 6 P: 10 ERA: 9.00 WHIP: 1.000	IP: 1.0 WLS: H BF: 6 H: 2 R: 2 ER: 2 SO: 2 BB: 0 IBB: 0 HBP: 0 BLK: 0 WP: 0 HR: 1 S: 15 P: 19 ERA: 18.00 WHIP: 2.000	PITCHER													IP: 1.0 WLS: H BF: 3 H: 0 R: 0 ER: 0 SO: 0 BB: 0 IBB: 0 HBP: 0 BLK: 0 WP: 0 HR: 0 S: 8 P: 12 ERA: 0.00 WHIP: 0.000	

Batter	1	2	3	4	5	6	7	8	9	AB	R	H	RBI	BB	SO	LOB	TOP				
2 Kelly Johnson, L OBP: 0.222, SLG: 0.556										5	1	2	2	0	0	1	Atlanta Braves @ Philadelphia Phillies Citizens Bank Park, Philadelphia, PA Tue Apr 07 2009, 7:05 PM EDT Att: 44,178 - Cloudy - 45 F				
19 Yunel Escobar, R OBP: 0.250, SLG: 0.375										4	0	1	0	0	0	1					
10 Chipper Jones, S OBP: 0.500, SLG: 1.125										4	2	2	1	0	1	0					
16 Brian McCann, L OBP: 0.250, SLG: 0.571										3	0	0	0	1	0	0					
18 Garret Anderson, L OBP: 0.250, SLG: 0.250										4	0	1	0	0	0	1					
7 Jeff Francoeur, R OBP: 0.250, SLG: 0.625										4	1	1	0	0	0	3					
22 Casey Kotchman, L OBP: 0.125, SLG: 0.125										4	0	1	0	0	0	3					
24 Jordan Schafer, L OBP: 0.500, SLG: 0.833										3	0	0	0	1	1	2					
49 Jair Jurgens, R 30 Jeff Bennett, R 34 Eric O'Flaherty, L Rafael Soriano, R 20 Greg Norton, S 51 Michael Gonzalez, R										2	0	0	0	0	0	1		2			
Inning Stats	R: 2 H: 3 E: 0 K: 0 S: 13	L: 2 LOB: 2 BB: 0 P: 17	R: 0 H: 0 E: 0 K: 0 S: 8	H: 0 LOB: 1 BB: 1 P: 14	R: 0 H: 0 E: 0 K: 1 S: 6	H: 0 LOB: 0 BB: 0 P: 8	R: 1 H: 4 E: 0 K: 1 S: 17	H: 4 LOB: 2 BB: 0 P: 24	R: 1 H: 1 E: 0 K: 0 S: 8	LOB: 1 BB: 1 P: 15	R: 0 H: 0 E: 0 K: 0 S: 13	H: 0 LOB: 0 BB: 0 P: 21	R: 0 H: 0 E: 0 K: 0 S: 11	H: 0 LOB: 0 BB: 0 P: 16	R: 0 H: 0 E: 0 K: 2 S: 8	H: 0 LOB: 0 BB: 0 P: 11		1B: 5 2B: 1 3B: 0 HR: 2	SF: 0 SAC: 1 DP: 0 HBP: 0	WP: 0 PB: 0 SB: 0 CS: 0	PA: 37
PITCHER	IP WLS BF H R ER SO BB IBB HBP BLK WP HR S P ERA WHIP	5.0 L 25 8 4 4 2 2 0 0 0 0 0 2 52 78 7.20 2.000	1.0 3 0 0 0 0 0 0 0 0 0 0 0 13 21 0.00 0.000	2.0 6 0 0 0 0 0 0 0 0 0 0 0 18 26 0.00 0.000	1.0 3 0 0 0 2 0 0 0 0 0 0 0 8 11 0.00 0.000																

AB 34
R 4
H 8
RBI 3
BB 2
SO 4
LOB 13



Batter	1	2	3	4	5	6	7	8	9	AB	R	H	RBI	BB	SO	LOB	BOTTOM					
11 Jimmy Rollins, S OBP: 0.111, SLG: 0.111										5	0	0	0	0	0	3	Atlanta Braves @ Philadelphia Phillies Citizens Bank Park, Philadelphia, PA Tue Apr 07 2009, 7:05 PM EDT Att: 44,178 - Cloudy - 45 F					
8 Shane Victorino, S										4	0	0	0	1	1	0						
26 Chase Utley, L OBP: 0.375, SLG: 0.286										4	0	2	0	0	1	2						
6 Ryan Howard, L OBP: 0.250, SLG: 0.250										4	0	2	0	0	0	3						
28 Jayson Werth, R OBP: 0.125, SLG: 0.125										4	0	0	0	0	1	3						
29 Raul Ibanez, L OBP: 0.125, SLG: 0.250										4	0	1	0	0	0	0						
7 Pedro Feliz, R										2	0	0	0	2	0	1						
51 Carlos Ruiz, R OBP: 0.286, SLG: 0.429										4	0	1	0	0	0	2						
50 Jamie Moyer, L 9 Miguel Cairo, R 61 Chan Ho Park, R 12 Matt Stairs, L 57 Jack Taschner, L 55 Clay Condrey, R 4 Eric Bruntlett, R OBP: 0.100, SLG: 1.000										0	0	0	0	1	0	0						
Inning Stats	R: 0 H: 2 E: 0 K: 0 S: 15	H: 1 LOB: 2 BB: 1 P: 22	R: 0 H: 1 E: 0 K: 2 S: 11	H: 1 LOB: 1 BB: 0 P: 15	R: 0 H: 0 E: 0 K: 0 S: 6	H: 0 LOB: 0 BB: 0 P: 8	R: 0 H: 0 E: 1 K: 0 S: 7	H: 0 LOB: 2 BB: 1 P: 16	R: 0 H: 1 E: 0 K: 0 S: 11	LOB: 2 BB: 1 P: 22	R: 0 H: 1 E: 0 K: 0 S: 8	H: 1 LOB: 1 BB: 0 P: 13	R: 0 H: 0 E: 0 K: 1 S: 10	H: 0 LOB: 1 BB: 1 P: 20	R: 0 H: 0 E: 0 K: 0 S: 6	H: 0 LOB: 0 BB: 0 P: 9		1B: 5 2B: 1 3B: 0 HR: 0	SF: 0 SAC: 0 DP: 0 HBP: 0	WP: 0 PB: 0 SB: 0 CS: 0	PA: 38	
PITCHER	IP WLS BF H R ER SO BB IBB HBP BLK WP HR S P ERA WHIP	5.2 W 25 1 1 0 0 0 3 0 0 0 0 0 0 0 2 4 0.00 1.235	0.0 1 1 0 0 0 0 0 0 0 0 0 0 0 0 2 4 " " " "	1.1 H 5 1 0 0 0 0 0 0 0 0 0 0 0 0 12 20 0.00 0.750	1.0 4 0 0 0 1 1 0 0 0 0 0 0 0 0 10 20 0.00 1.000	1.0 3 0 0 0 0 0 0 0 0 0 0 0 0 0 6 9 0.00 0.000																

AB 34
R 0
H 6
RBI 0
BB 4
SO 3
LOB 16



Batter	1	2	3	4	5	6	7	8	9	AB	R	H	RBI	BB	SO	LOB	TOP				
4 Omar Infante, R OBP: 0.600, SLG: 0.750										4	1	2	1	1	1	0					
2 Kelly Johnson, L OBP: 0.214, SLG: 0.385										4	1	0	0	1	3	4					
19 Yunel Escobar, R OBP: 0.308, SLG: 0.462										5	2	2	0	0	2	1					
16 Brian McCann, L OBP: 0.385, SLG: 0.818										4	2	2	3	1	1	0					
22 Casey Kotchman, L OBP: 0.231, SLG: 0.308										5	1	2	0	0	1	5					
7 Jeff Francoeur, R OBP: 0.231, SLG: 0.462										5	1	1	2	0	1	2					
23 Matt Diaz, R OBP: 0.600, SLG: 1.500										4	2	2	3	1	0	1					
24 Jordan Schafer, L OBP: 0.462, SLG: 0.900										4	1	1	2	1	0	1					
33 Javier Vazquez, R 20 Greg Norton, S 34 Eric O'Flaherty, L 58 Peter Moylan, R 56 Blaine Boyer, R 57 Jorge Campillo, R 30 Jeff Bennett, R 18 Garrett Anderson, L										3	0	0	0	0	0	1					
Inning Stats	R: 2 E: 0 K: 2 S: 14	H: 3 LOB: 1 BB: 0 P: 20	R: 0 E: 0 K: 1 S: 7	H: 0 LOB: 0 BB: 2 P: 12	R: 5 E: 0 K: 1 S: 20	H: 5 LOB: 1 BB: 1 P: 30	R: 0 E: 0 K: 2 S: 15	H: 1 LOB: 2 BB: 1 P: 27	R: 2 E: 0 K: 0 S: 13	H: 1 LOB: 0 BB: 0 P: 23	R: 0 E: 0 K: 2 S: 7	H: 0 LOB: 0 BB: 0 P: 9	R: 1 E: 0 K: 1 S: 15	H: 1 LOB: 3 BB: 3 P: 33	R: 0 E: 0 K: 0 S: 7	H: 0 LOB: 0 BB: 0 P: 7	R: 1 E: 0 K: 2 S: 10	H: 1 LOB: 0 BB: 0 P: 16	1B: 5 2B: 4 3B: 0 HR: 3	SF: 0 SAC: 0 DP: 0 HBP: 0	WP: 0 PA: 45
PITCHER	IP: 4.0 ERA: 15.75	WLS: 23 BF: 9	H: 7 R: 7 ER: 7 SO: 6	BB: 2 IBB: 0 HBP: 0 BLK: 0	WP: 0 HR: 1 S: 56 P: 89	ERA: 15.75 WHIP: 2.750	PITCHER	IP: 1.0 ERA: 4.5	WLS: 4 BF: 1	H: 1 R: 1 ER: 1 SO: 2	BB: 0 IBB: 0 HBP: 0 BLK: 0	WP: 0 HR: 1 S: 10 P: 16	ERA: 9.00 WHIP: 1.000								

Atlanta Braves @ Philadelphia Phillies
Citizens Bank Park, Philadelphia, PA
Wed Apr 08 2009, 3:05 PM EDT
Att: 44,939 - Overcast - 50 F

livebaseballscorecards.com




56 Joe Blanton, R ERA: 15.75	54 Brad Lidge, R ERA: 4.5
---------------------------------	------------------------------

Batter	1	2	3	4	5	6	7	8	9	AB	R	H	RBI	BB	SO	LOB	BOTTOM
11 Jimmy Rollins, S OBP: 0.133, SLG: 0.071										5	1	0	1	1	3	5	
8 Shane Victorino, S OBP: 0.214, SLG: 0.308										6	1	2	1	0	0	2	
26 Chase Utley, L OBP: 0.462, SLG: 0.455										4	1	2	2	1	1	0	
6 Ryan Howard, L OBP: 0.308, SLG: 0.333										4	2	1	1	0	0	4	
28 Jayson Werth, R OBP: 0.231, SLG: 0.091										3	1	0	0	2	0	4	
29 Raul Ibanez, L OBP: 0.385, SLG: 0.636										3	3	2	3	2	0	2	
7 Pedro Feliz, R OBP: 0.417, SLG: 0.333										4	1	2	1	1	0	2	
51 Carlos Ruiz, R OBP: 0.400, SLG: 0.444										2	0	1	0	1	0	0	
12 Matt Stairs, L 46 Ryan Madson, L 4 Eric Bruntlett, R 54 Brad Lidge, R										0	0	0	0	0	0	0	
56 Joe Blanton, R 9 Miguel Cairo, R 43 J.A. Happ, L 19 Greg Dobbs, L 37 Chad Durbin, R 55 Clay Condrey, R 27 Chis Coste, R										0	0	0	0	0	0	0	
Inning Stats	R: 0 E: 0 K: 1 S: 9	H: 0 LOB: 0 BB: 0 P: 13	R: 2 E: 0 K: 1 S: 14	H: 2 LOB: 2 BB: 2 P: 27	R: 1 E: 1 K: 0 S: 10	H: 1 LOB: 2 BB: 1 P: 18	R: 0 E: 0 K: 1 S: 8	H: 0 LOB: 0 BB: 0 P: 11	R: 0 E: 0 K: 2 S: 10	H: 1 LOB: 1 BB: 0 P: 16	R: 8 E: 0 K: 0 S: 26	H: 4 LOB: 2 BB: 5 P: 54	R: 1 E: 0 K: 1 S: 12	H: 2 LOB: 2 BB: 1 P: 23	1B: 6 2B: 3 3B: 1 HR: 1	SF: 1 SAC: 1 DP: 0 HBP: 1	WP: 0 PA: 47
PITCHER	IP: 6.0 ERA: 4.5	WLS: 3 BF: 28	H: 3 R: 3 ER: 3 SO: 5	BB: 4 IBB: 0 HBP: 0 BLK: 0	WP: 0 HR: 1 S: 61 P: 102	ERA: 4.50 WHIP: 3.000	PITCHER	IP: 1.0 ERA: 0.00	WLS: 4 BF: 1	H: 1 R: 0 ER: 0 SO: 1	BB: 0 IBB: 0 HBP: 0 BLK: 0	WP: 0 HR: 0 S: 10 P: 14	ERA: 0.00 WHIP: 1.000				

Atlanta Braves @ Philadelphia Phillies
Citizens Bank Park, Philadelphia, PA
Wed Apr 08 2009, 3:05 PM EDT
Att: 44,939 - Overcast - 50 F

livebaseballscorecards.com



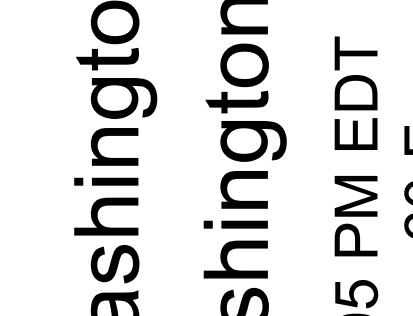
Batter	1	2	3	4	5	6	7	8	9	AB	R	H	RBI	BB	SO	LOB	TOP			
11 Jimmy Rollins, S OBP: 0.154, SLG: 0.139	G5-3		G3-1		SF9		F9			3	0	0	1	0	0	1	Philadelphia Phillies @ Washington Nationals Nationals Park, Washington, DC Thu Apr 16 2009, 7:05 PM EDT Att: 20,494 - Clear - 60 F			
8 Shane Victorino, S OBP: 0.316, SLG: 0.406	F8		B1-3		F9			F7		4	0	0	0	0	0	1				
26 Chase Utley, L OBP: 0.514, SLG: 0.536	BB			P6				K		3	1	1	0	1	1	0				
6 Ryan Howard, L OBP: 0.371, SLG: 0.500	K		G3		BB			F8		3	0	0	0	1	1	2				
28 Jayson Werth, R OBP: 0.371, SLG: 0.531	F8		P2		BB			P2		4	0	0	0	0	0	2				
29 Raul Ibanez, L OBP: 0.343, SLG: 0.667	G4-3		FC6-4		BB			K		4	0	2	1	0	1	0				
7 Pedro Feliz, R OBP: 0.406, SLG: 0.423	F8		FC6-4		G1-3			F9		4	0	0	0	0	0	3				
3 Lou Marson, R OBP: 0.667, SLG: 1.000			SH3-4		P4					3	1	2	0	0	0	0				
56 Joe Blanton, R 19 Greg Dobbs, L 4 Eric Bruntlett, R 37 Chad Durbin, R 57 Jack Taschner, L 43 J.A. Happ, L			SH3-4		SH5-4			G4-3		0	0	0	0	0	0	0				
										0	0	0	0	0	0	0				
Inning Stats	R: 0 H: 0 E: 0 K: 1 S: 9	H: 0 BB: 1 LOB: 19	R: 0 H: 0 E: 0 K: 0 S: 7	H: 0 BB: 0 LOB: 0	R: 0 H: 1 E: 0 K: 0 S: 7	H: 1 BB: 0 LOB: 8	R: 1 H: 2 E: 0 K: 0 S: 8	H: 1 BB: 0 LOB: 1	R: 0 H: 1 E: 0 K: 0 S: 9	H: 0 BB: 0 LOB: 0	R: 0 H: 0 E: 0 K: 1 S: 9	H: 0 BB: 0 LOB: 0	R: 0 H: 0 E: 0 K: 1 S: 7	H: 0 BB: 0 LOB: 0	R: 0 H: 0 E: 0 K: 1 S: 7	H: 0 BB: 0 LOB: 0	1B: 4 2B: 1 3B: 0 HR: 0	SF: 1 SAC: 2 DP: 0 HBP: 0	WP: 0 PB: 0 SB: 0 CS: 0	PA: 34
PITCHER	IP WLS BF H R ER SO BB IBB HBP BLK WP HR S P ERA WHIP																			
39 Shairon Martis, R ERA: 4.82	6.1 W 26 5 2 2 1 2 0 0 0 0 0 0 49 86 2.84 1.105																			
58 Mike Hincley, L ERA: 3.0	0.2 H 2 0 0 0 0 0 0 0 0 0 0 8 11 0.00 0.000																			
97 Joe Beimel, L ERA: 1.93	1.0 H 3 0 0 0 1 0 0 0 0 0 0 9 15 0.00 0.000																			
38 Joel Hanrahan, R ERA: 3.0	1.0 3 0 0 0 1 0 0 0 0 0 0 7 12 0.00 0.000																			

Batter	1	2	3	4	5	6	7	8	9	AB	R	H	RBI	BB	SO	LOB	BOTTOM			
6 Anderson Hernandez, S OBP: 0.444, SLG: 0.375	G4-3	F7			24 1B		11 BB	24 BB		4	1	2	1	1	0	1	Philadelphia Phillies @ Washington Nationals Nationals Park, Washington, DC Thu Apr 16 2009, 7:05 PM EDT Att: 20,494 - Clear - 60 F			
24 Nick Johnson, L OBP: 0.414, SLG: 0.385	11 HR		34 FC5-4		11 G5-4-3		L6	11 BB		4	1	3	0	1	0	1				
11 Ryan Zimmerman, R OBP: 0.282, SLG: 0.514	E5		K		G5-4-3					4	1	2	1	1	1	3				
44 Adam Dunn, L OBP: 0.541, SLG: 0.769	44 HR		P4				K	K		4	1	1	3	0	2	2				
10 Ronnie Belliard, R OBP: 0.111, SLG: 0.111	HR		P4				K	P1		0	0	0	0	0	0	0				
38 Joel Hanrahan, R										1	0	0	0	0	0	2				
34 Elijah Dukes, R OBP: 0.407, SLG: 0.680	F8		FC5-4				F8	HR		4	1	1	1	0	0	1				
25 Austin Kearns, R OBP: 0.321, SLG: 0.391	F9				G5-3			P4		4	0	1	0	0	0	0				
3 Jesus Flores, R OBP: 0.320, SLG: 0.273			K		F8		BB	K		3	0	0	0	1	2	0				
12 Alberto Gonzalez, R OBP: 0.556, SLG: 1.000					F9			HR		4	1	2	1	0	0	2				
39 Shairon Martis, R OBP: 0.333, SLG: 0.333			K				HR	6 S		2	0	0	0	0	2	1				
58 Mike Hincley, R								1B		0	0	0	0	0	0	0				
16 Josh Willingham, R OBP: 0.214, SLG: 0.333										1	1	1	1	0	0	0				
2 Roger Bernadina, L										0	1	0	0	1	0	0				
Inning Stats	R: 3 H: 3 E: 1 K: 0 S: 13	H: 3 BB: 0 LOB: 20	R: 0 H: 1 E: 0 K: 2 S: 12	H: 1 BB: 0 LOB: 0	R: 0 H: 1 E: 0 K: 1 S: 10	H: 1 BB: 0 LOB: 14	R: 0 H: 0 E: 0 K: 0 S: 4	H: 0 BB: 0 LOB: 0	R: 0 H: 2 E: 0 K: 1 S: 9	H: 1 BB: 0 LOB: 1	R: 0 H: 1 E: 0 K: 1 S: 14	H: 1 BB: 2 LOB: 2	R: 1 H: 1 E: 0 K: 1 S: 10	H: 1 BB: 2 LOB: 24	R: 4 H: 4 E: 0 K: 1 S: 17	H: 4 BB: 2 LOB: 37	1B: 8 2B: 1 3B: 0 HR: 4	SF: 0 SAC: 0 DP: 1 HBP: 0	WP: 0 PB: 0 SB: 1 CS: 0	PA: 40
PITCHER	IP WLS BF H R ER SO BB IBB HBP BLK WP HR S P ERA WHIP																			
56 Joe Blanton, R ERA: 9.0	6.0 L 26 8 3 3 3 1 0 0 0 0 0 1 7 20 13.50 4.500																			
37 Chad Durbin, R ERA: 9.04	0.2 4 1 1 1 0 2 0 0 0 0 0 1 7 20 13.50 4.500																			
57 Jack Taschner, L ERA: 9.0	1.0 9 4 4 4 2 2 0 0 0 0 0 2 19 38 36.00 6.000																			
43 J.A. Happ, L ERA: 3.86	0.1 1 0 0 0 0 0 0 0 0 0 0 0 1 3 0.00 0.000																			

AB 29
R 2
H 5
RBI 2
BB 2
SO 3
LOB 9



AB 35
R 8
H 13
RBI 8
BB 5
SO 7
LOB 13



Batter	1	2	3	4	5	6	7	8	9	AB	R	H	RBI	BB	SO	LOB	TOP					
33 Jody Gerut, L (1, 8) OBP: 0.412, SLG: 0.567	G4-3		K 24 G4-6-3 23 1B		P4		FC6-4 1B		G4-3 2B	5	2	2	0	0	1	0	San Diego Padres @ Philadelphia Phillies Citizens Bank Park, Philadelphia, PA Sat Apr 18 2009, 7:05 PM EDT Att: 45,007 - Partly Cloudy - 72 F livebaseballscorecards.com					
22 David Eckstein, R (1, 4) OBP: 0.360, SLG: 0.409	7 BB 23 BB		24 G4-6-3 1B		24 2B		FC6-4 1-2		G4-3 2-3	4	1	2	0	1	0	2						
24 Brian Giles, L (1, 9) OBP: 0.226, SLG: 0.204	F9		G4-6-3		23 BB		K		G3-1	5	0	1	2	0	1	4						
23 Adrián González, L (1, 3) OBP: 0.423, SLG: 0.585	7 BB		HR		2B		K		7 BB 5 HR	2	2	1	2	3	1	0						
7 Chase Headley, S (1, 7) OBP: 0.353, SLG: 0.478	BB		K		BB		5 BB 4 1B		5 HR BB	2	2	0	0	3	2	1						
5 Kevin Koussamanoff, R (1, 5) OBP: 0.255, SLG: 0.370	P4				15 G4-3 2B		G5-3		4 BB 1B	5	1	3	3	0	0	3						
4 Nick Hundley, R (1, 2) OBP: 0.364, SLG: 0.483		P3			K		K		HR	5	0	1	1	0	3	1						
15 Luis Antonio Rodriguez, B (6) OBP: 0.405, SLG: 0.400		P6			G4-3		G3		K	4	0	0	0	0	1	3						
34 Shawn Hill, R (1, 1) 57 Luke Gregerson, L (6, 1) 2 Edgar Gonzalez, R (7, PH) 46 Edwin Moreno, R (7, 1) 12 Scott Hairston, R (8, PH) 50 Duaner Sanchez, R (8, 1) 43 Cia Meredith, R (8, 1) 21 Heath Bell, R (8, 1)		G5-3			F9		K		K	2	0	0	0	0	0	1						
Inning Stats	R: 0 E: 0 K: 0 S: 10	H: 0 LOB: 3 BB: 3 P: 23	R: 0 E: 0 K: 0 S: 6	H: 0 LOB: 0 BB: 11	R: 2 E: 0 K: 2 S: 14	H: 2 LOB: 0 BB: 0 P: 21	R: 0 E: 0 K: 1 S: 11	H: 1 LOB: 1 BB: 0 P: 17	R: 1 E: 0 K: 1 S: 12	H: 2 LOB: 1 BB: 1 P: 18	R: 0 E: 0 K: 2 S: 9	H: 0 LOB: 0 BB: 0 P: 11	R: 0 E: 0 K: 3 S: 21	H: 1 LOB: 2 BB: 1 P: 30	R: 4 E: 0 K: 1 S: 14	H: 2 LOB: 0 BB: 2 P: 31		1B: 4 2B: 4 3B: 0 HR: 2	SF: 0 SAC: 0 DP: 1 HBP: 0	WP: 1 PA: 43 PB: 0 SB: 0 CS: 0		
PITCHER	IP WLS BF H R ER SO BB IBB HBP BLK WP HR S P ERA WHIP	IP WLS BF H R ER SO BB IBB HBP BLK WP HR S P ERA WHIP	IP WLS BF H R ER SO BB IBB HBP BLK WP HR S P ERA WHIP	IP WLS BF H R ER SO BB IBB HBP BLK WP HR S P ERA WHIP	IP WLS BF H R ER SO BB IBB HBP BLK WP HR S P ERA WHIP	IP WLS BF H R ER SO BB IBB HBP BLK WP HR S P ERA WHIP	IP WLS BF H R ER SO BB IBB HBP BLK WP HR S P ERA WHIP	IP WLS BF H R ER SO BB IBB HBP BLK WP HR S P ERA WHIP	IP WLS BF H R ER SO BB IBB HBP BLK WP HR S P ERA WHIP	IP WLS BF H R ER SO BB IBB HBP BLK WP HR S P ERA WHIP	IP WLS BF H R ER SO BB IBB HBP BLK WP HR S P ERA WHIP	IP WLS BF H R ER SO BB IBB HBP BLK WP HR S P ERA WHIP	IP WLS BF H R ER SO BB IBB HBP BLK WP HR S P ERA WHIP	IP WLS BF H R ER SO BB IBB HBP BLK WP HR S P ERA WHIP	IP WLS BF H R ER SO BB IBB HBP BLK WP HR S P ERA WHIP	IP WLS BF H R ER SO BB IBB HBP BLK WP HR S P ERA WHIP	IP WLS BF H R ER SO BB IBB HBP BLK WP HR S P ERA WHIP					
39 Brett Myers, R (1, 1) ERA: 5.03	6.2	29	6	3	3	6	4	0	0	0	0	1	0	0	0	0	1	1	66	108	4.05	1.500
47 Scott Eyre, L (7, 1) ERA:	0.1		1	0	0	1	0	0	0	0	0	0	0	0	3	6	0.00	0.000				
46 Ryan Madson, R (8, 1) ERA: 6.0	1.0		6	2	1	3	1	0	0	0	0	0	0	21	30	9.00	3.000					
54 Brad Lidge, R (9, 1) ERA: 9.45	0.2	L	6	2	4	4	2	0	0	0	0	1	11	26	54.00	6.000						
37 Chad Durbin, R (9, 1) ERA: 9.0	0.1		1	0	0	1	0	0	0	0	0	0	3	5	0.00	0.000						
Batter	1	2	3	4	5	6	7	8	9	AB	R	H	RBI	BB	SO	LOB	BOTTOM					
11 Jimmy Rollins, S (1, 6) OBP: 0.167, SLG: 0.178	G6-3		8 BB 2B		F8		K		P6	5	0	1	0	0	1	2	San Diego Padres @ Philadelphia Phillies Citizens Bank Park, Philadelphia, PA Sat Apr 18 2009, 7:05 PM EDT Att: 45,007 - Partly Cloudy - 72 F livebaseballscorecards.com					
8 Shane Victorino, S (1, 8) OBP: 0.292, SLG: 0.366	F7		E3 6 BB		SF8		P5		G4-3	4	0	0	1	0	0	2						
26 Chase Utley, L (1, 4) OBP: 0.477, SLG: 0.649	P4		F9		K		HR			4	1	1	1	0	1	2						
6 Ryan Howard, L (1, 3) OBP: 0.364, SLG: 0.550	F7		BB		HR		G6-3			3	1	1	1	1	0	0						
29 Raul Ibanez, L (1, 7) OBP: 0.432, SLG: 0.800	HR		K		K		28 BB 7 SF9 1B			4	2	2	1	0	2	3						
28 Jayson Werth, R (1, 9) OBP: 0.341, SLG: 0.450	E3 3 FC4-6		G5-3		K		K		1B	4	0	1	0	0	1	0						
7 Pedro Feliz, R (1, 5) OBP: 0.300, SLG: 0.406	L9		K		G5-3		G5-3		SF9	3	0	0	1	0	1	1						
3 Lou Marson, R (1, 2) OBP: 0.500, SLG: 0.667	FC4-6		F9				1B		G5-3	3	0	1	0	0	0	1						
19 Greg Dobbs, L (8, PH) ERA: 3.39			G4-3				B1		K	2	1	1	0	0	0	0						
27 Chris Coste, R (9, 2) OBP: 0.300, SLG: 0.333					11 F8 8 SF8 2B					1	0	0	0	0	0	0						
Inning Stats	R: 0 E: 0 K: 0 S: 5	H: 0 LOB: 0 BB: 0 P: 9	R: 1 E: 1 K: 0 S: 13	H: 1 LOB: 1 BB: 0 P: 21	R: 0 E: 1 K: 1 S: 14	H: 1 LOB: 3 BB: 1 P: 27	R: 0 E: 0 K: 1 S: 11	H: 0 LOB: 0 BB: 0 P: 17	R: 1 E: 0 K: 2 S: 14	H: 1 LOB: 0 BB: 0 P: 17	R: 0 E: 0 K: 2 S: 7	H: 1 LOB: 1 BB: 0 P: 18	R: 0 E: 0 K: 1 S: 12	H: 3 LOB: 1 BB: 0 P: 17	R: 2 E: 0 K: 0 S: 12	H: 0 LOB: 0 BB: 0 P: 20	1B: 3 2B: 2 3B: 0 HR: 3	SF: 2 SAC: 0 DP: 0 HBP: 0	WP: 0 PA: 38 PB: 0 SB: 0 CS: 0			
PITCHER	IP WLS BF H R ER SO BB IBB HBP BLK WP HR S P ERA WHIP	IP WLS BF H R ER SO BB IBB HBP BLK WP HR S P ERA WHIP	IP WLS BF H R ER SO BB IBB HBP BLK WP HR S P ERA WHIP	IP WLS BF H R ER SO BB IBB HBP BLK WP HR S P ERA WHIP	IP WLS BF H R ER SO BB IBB HBP BLK WP HR S P ERA WHIP	IP WLS BF H R ER SO BB IBB HBP BLK WP HR S P ERA WHIP	IP WLS BF H R ER SO BB IBB HBP BLK WP HR S P ERA WHIP	IP WLS BF H R ER SO BB IBB HBP BLK WP HR S P ERA WHIP	IP WLS BF H R ER SO BB IBB HBP BLK WP HR S P ERA WHIP	IP WLS BF H R ER SO BB IBB HBP BLK WP HR S P ERA WHIP	IP WLS BF H R ER SO BB IBB HBP BLK WP HR S P ERA WHIP	IP WLS BF H R ER SO BB IBB HBP BLK WP HR S P ERA WHIP	IP WLS BF H R ER SO BB IBB HBP BLK WP HR S P ERA WHIP	IP WLS BF H R ER SO BB IBB HBP BLK WP HR S P ERA WHIP	IP WLS BF H R ER SO BB IBB HBP BLK WP HR S P ERA WHIP	IP WLS BF H R ER SO BB IBB HBP BLK WP HR S P ERA WHIP						
34 Shawn Hill, R (1, 1) ERA: 3.6	5.0		21	3	2	2	3	2	3	1	0	0	0	0	0	0	1	14	18	9.00	1.000	
57 Luke Gregerson, R (6, 1) ERA:	1.0	B	4	1	1	1	2	0	0	0	0	0	0	0	7	7	0.00	1.000				
46 Edwin Moreno, R (7, 1) ERA:	1.0		4	1	0	0	1	0	0	0	0	0	0	0	0	0	0	7	8	54.00	6.000	
50 Duaner Sanchez, R (8, 1) ERA: 6.75	0.1	B	3	2	2	2	0	0	0	0	0	1	7	8	54.00	6.000						
43 Cia Meredith, R (8, 1) ERA:	0.2	W	3	1	0	0	0	0	0	0	0	0	5	9	0.00	1.500						

Batter	1	2	3	4	5	6	7	8	9	AB	R	H	RBI	BB	SO	LOB	TOP					
23 Rickie Weeks Jr. R OBP: 0.321, SLG: 0.449 14 Casey McGehee R OBP: 0.250, SLG: 0.250			G5-3		8 HR		K		P6	1	0	0	0	0	1	0	Milwaukee Brewers @ Philadelphia Phillies Citizens Bank Park, Philadelphia, PA Tue Apr 21 2009, 7:05 PM EDT Att: 40,605 - Partly Cloudy - 65 F					
1 Corey Hart R OBP: 0.351, SLG: 0.500			P4			P6		G4-3	P3	5	0	0	0	0	1	4						
8 Ryan Braun R OBP: 0.397, SLG: 0.540			28 HBP		HR					5	2	5	4	0	0	0						
28 Prince Fielder L OBP: 0.333, SLG: 0.302			7 FC6-4 HBP			F9			P5	3	0	0	0	0	1	4						
7 J.J. Hardy R OBP: 0.140, SLG: 0.271			FC6-4			F8				4	0	1	0	0	0	3						
25 Mike Cameron R OBP: 0.429, SLG: 0.690		F8				F7				4	0	2	0	0	0	0						
2 Bill Hall R OBP: 0.326, SLG: 0.375						F8				4	0	1	0	0	1	3						
18 Jason Kendall R OBP: 0.244, SLG: 0.147										3	1	0	0	1	0	3						
26 Manny Parra L 16 Chris Duffy L 50 Jorge Julio R 43 R.J. Swindle L 11 Mike Rivera R 73 Seth McClung L 12 Carlos Villanueva R 27 Brad Nelson L										1	0	0	0	0	0	1						
Inning Stats	R: 1 E: 0 K: 2 S: 11	H: 1 LOB: 1 BB: 0 P: 20	R: 0 E: 0 K: 0 S: 15	H: 1 LOB: 1 BB: 0 P: 19	R: 0 E: 0 K: 0 S: 13	H: 1 LOB: 2 BB: 0 P: 20	R: 0 E: 0 K: 0 S: 5	H: 0 LOB: 0 BB: 0 P: 6	R: 2 E: 0 K: 0 S: 8	H: 2 LOB: 0 BB: 0 P: 11	R: 0 E: 0 K: 0 S: 5	H: 0 LOB: 0 BB: 0 P: 9	R: 1 E: 0 K: 2 S: 22	H: 2 LOB: 2 BB: 1 P: 33	R: 0 E: 0 K: 1 S: 8	H: 2 LOB: 1 BB: 0 P: 10		R: 0 E: 0 K: 0 S: 15	H: 1 LOB: 2 BB: 1 P: 23	1B: 9 2B: 0 3B: 0 HR: 2	SF: 0 SAC: 0 DP: 2 HBP: 2	WP: 0 PB: 0 CS: 0
PITCHER	IP WLS BF H R ER SO BB IBB HBP BLK WP HR S P ERA WHIP																					
50 Jamie Moyer L ERA: 6.35	6.0 W 27 7 4 4 2 1 0 2 0 0 2 66 99 6.00 1.333																					
37 Chad Durbin R ERA: 8.44	0.1 1 0 0 0 1 0 0 0 0 0 0 4 7 0.00 0.000																					
55 Clay Condrey R ERA: 2.57	1.2 7 3 0 0 2 0 0 0 0 0 0 17 22 0.00 1.800																					
57 Jack Taschner L ERA: 7.2	1.0 5 1 0 0 0 1 0 0 0 0 0 15 23 0.00 2.000																					

Batter	1	2	3	4	5	6	7	8	9	AB	R	H	RBI	BB	SO	LOB	BOTTOM			
11 Jimmy Rollins S OBP: 0.200, SLG: 0.269	G6-3	G5-3		G6-3	26 BB 8 1B				F9	6	1	2	0	0	0	2	Milwaukee Brewers @ Philadelphia Phillies Citizens Bank Park, Philadelphia, PA Tue Apr 21 2009, 7:05 PM EDT Att: 40,605 - Partly Cloudy - 65 F			
8 Shane Victorino S OBP: 0.316, SLG: 0.367	6 BB 26 1B	26 FC6-4		P3	26 BB 6 E			F8	4	2	2	1	1	0	1					
26 Chase Utley L OBP: 0.491, SLG: 0.674	6 BB 28 2B	FC6-4			6 WP 6 BB				2	1	1	1	3	0	1					
6 Ryan Howard L OBP: 0.377, SLG: 0.563	28 2B 29 1B	K		G4-3	K			K	4	1	0	0	1	3	5					
28 Jayson Werth R OBP: 0.347, SLG: 0.489	29 1B 7 1B	2B		G5-3	G5-3			K	5	2	2	2	0	1	2					
29 Raul Ibanez L OBP: 0.434, SLG: 0.813	7 1B			K	7 WP 27 G5-3			G4-3	4	1	1	1	1	1	1					
7 Pedro Feliz R OBP: 0.438, SLG: 0.513					11 1B 27 G5-3				4	2	3	3	1	0	0					
27 Chris Coste R OBP: 0.286, SLG: 0.385		F8			8 1B 26 BB				5	0	2	1	0	1	4					
50 Jamie Moyer L 37 Chad Durbin R 55 Clay Condrey R										3	1	0	0	1	2	4				
Inning Stats	R: 4 E: 0 K: 1 S: 17	H: 4 LOB: 2 BB: 2 P: 33	R: 0 E: 0 K: 1 S: 8	H: 1 LOB: 1 BB: 0 P: 13	R: 1 E: 0 K: 2 S: 12	H: 2 LOB: 1 BB: 0 P: 16	R: 0 E: 0 K: 0 S: 8	H: 0 LOB: 1 BB: 1 P: 15	R: 5 E: 0 K: 1 S: 23	H: 2 LOB: 1 BB: 4 P: 46	R: 1 E: 0 K: 1 S: 11	H: 2 LOB: 1 BB: 0 P: 14	R: 0 E: 0 K: 2 S: 10	H: 1 LOB: 2 BB: 1 P: 17	R: 0 E: 0 K: 0 S: 10	H: 1 LOB: 2 BB: 1 P: 18		1B: 8 2B: 4 3B: 0 HR: 1	SF: 0 SAC: 0 DP: 0 HBP: 0	WP: 4 PB: 0 CS: 0
PITCHER	IP WLS BF H R ER SO BB IBB HBP BLK WP HR S P ERA WHIP																			
26 Manny Parra L ERA: 6.16	4.0 L 22 7 5 5 4 3 0 0 0 0 1 45 77 11.25 2.500																			
50 Jorge Julio R ERA: 10.8	0.2 7 2 5 4 0 3 0 0 0 0 1 0 14 30 54.00 7.500																			
43 R.J. Swindle L ERA: 9.75	1.1 7 2 1 1 2 1 0 0 0 0 1 0 20 30 6.75 2.250																			
73 Seth McClung R ERA: 5.19	1.0 5 1 0 0 2 1 0 0 0 0 0 0 10 17 0.00 2.000																			
12 Carlos Villanueva R ERA: 7.7	1.0 5 1 0 0 0 1 0 0 0 0 0 0 10 18 0.00 2.000																			

Batter	1	2	3	4	5	6	7	8	9	AB	R	H	RBI	BB	SO	LOB	TOP										
23 Rickie Weeks Jr. R OBP: 0.299, SLG: 0.415	G5-3		K			G6-3		K		4	0	0	0	0	2	0	Milwaukee Brewers @ Philadelphia Phillies Citizens Bank Park, Philadelphia, PA Wed Apr 22 2009, 7:05 PM EDT Att: 32,759 - Cloudy - 52 F										
1 Corey Hart R OBP: 0.381, SLG: 0.500	1B			P6		1B		K		4	1	2	0	0	1	0											
8 Ryan Braun, R OBP: 0.419, SLG: 0.538	K			1B		BB				2	1	1	0	2	1	1											
28 Prince Fielder, L OBP: 0.328, SLG: 0.298		1B		K		F8		P5		4	0	1	0	0	1	3											
25 Mike Cameron R OBP: 0.415, SLG: 0.674	F7					G5-3				4	0	1	2	0	1	1											
7 J.J. Hardy R OBP: 0.185, SLG: 0.353	1B					HR				3	1	2	1	1	1	1											
30 Craig Counsell, L 60 Todd Coffey, R	G6-3									4	0	0	0	0	0	3											
18 Jason Kendall, R OBP: 0.244, SLG: 0.158			G5-3					FC6-4		4	0	1	0	0	0	1											
41 Braden Looper, R 27 Brad Nelson, L 45 Mark DiFelice, R 12 Carlos Villanueva, R 2 Bill Hall, R			K			F8		K		2	0	0	0	0	1	1											
Inning Stats	R: 0 E: 0 K: 1 S: 8	H: 1 LOB: 0 BB: 0 P: 12	R: 0 E: 0 K: 0 S: 11	H: 2 LOB: 1 BB: 0 P: 16	R: 0 E: 0 K: 2 S: 9	H: 0 LOB: 0 BB: 0 P: 14	R: 0 E: 0 K: 1 S: 10	H: 1 LOB: 0 BB: 0 P: 17	R: 1 E: 0 K: 0 S: 14	H: 2 LOB: 1 BB: 0 P: 28	R: 2 E: 0 K: 1 S: 12	H: 2 LOB: 1 BB: 1 P: 20	R: 0 E: 0 K: 1 S: 9	H: 0 LOB: 0 BB: 0 P: 13	R: 0 E: 0 K: 2 S: 11	H: 0 LOB: 1 BB: 1 P: 21		R: 0 E: 0 K: 1 S: 6	H: 0 LOB: 1 BB: 1 P: 11	1B: 6 2B: 1 3B: 0 HR: 1	SF: 0 SAC: 0 DP: 1 HBP: 0	WP: 0 PB: 0 CS: 1	PA: 35				
PITCHER	IP	WLS	BF	H	R	ER	SO	BB	IBB	HBP	BLK	WP	HR	S	P	ERA	WHIP										
56 Joe Blanton, R ERA: 7.31	6.0	L	24	8	3	3	5	1	0	0	0	0	1	64	107	4.50	1.500										
37 Chad Durbin, R ERA: 7.11	1.0		3	0	0	0	1	0	0	0	0	0	0	9	13	0.00	0.000										
55 Clay Condrey, R ERA: 2.35	0.2		3	0	0	0	2	1	0	0	0	0	0	9	17	0.00	1.500										
47 Scott Eyre, L ERA: 5.14	0.1		1	0	0	0	0	0	0	0	0	0	0	2	4	0.00	0.000										
46 Ryan Madson, R	1.0		4	0	0	0	1	1	0	0	0	0	0	6	11	0.00	1.000										

Batter	1	2	3	4	5	6	7	8	9	AB	R	H	RBI	BB	SO	LOB	BOTTOM										
11 Jimmy Rollins, S OBP: 0.203, SLG: 0.268	G3		1B			P6		P6		4	0	1	0	0	0	1	Milwaukee Brewers @ Philadelphia Phillies Citizens Bank Park, Philadelphia, PA Wed Apr 22 2009, 7:05 PM EDT Att: 32,759 - Cloudy - 52 F										
8 Shane Victorino, S	1B		F8			G4-3		B5-3		4	0	1	0	0	0	1											
26 Chase Utley, L OBP: 0.474, SLG: 0.638	1B			L8		F8		G6-3		4	0	1	0	0	0	0											
6 Ryan Howard, L OBP: 0.386, SLG: 0.540	G4-6-3					BB		BB		2	0	0	0	2	1	2											
28 Jayson Werth, R OBP: 0.358, SLG: 0.551	F9			FC5-4		BB		HR		4	1	2	1	0	0	1											
29 Raul Ibanez, L OBP: 0.421, SLG: 0.769	L7			G4-3		1B				4	0	1	0	0	0	3											
7 Pedro Feliz, R OBP: 0.404, SLG: 0.465	L9					L9				4	0	0	0	0	1	1											
3 Lou Marson, R OBP: 0.333, SLG: 0.444			G6-3					FC5-4		3	0	0	0	0	1	0											
12 Matt Stairs, L OBP: 0.200, SLG: 0.556					L9					1	0	1	0	0	0	0											
4 Eric Bruntlett, R OBP: 0.182, SLG: 0.400								1B		0	0	0	0	0	0	0											
56 Joe Blanton, R ERA: 2.12 37 Chad Durbin, R ERA: 1.13 19 Greg Maddux, R ERA: 0.75 55 Clay Condrey, R ERA: 2.35 47 Scott Eyre, L ERA: 5.14 46 Ryan Madson, L OBP: 0.276, SLG: 0.370 27 Chris Coste, R			G1-3							2	0	1	0	0	0	0											
Inning Stats	R: 0 E: 0 K: 0 S: 9	H: 2 LOB: 1 BB: 0 P: 15	R: 0 E: 0 K: 0 S: 6	H: 0 LOB: 0 BB: 0 P: 11	R: 0 E: 0 K: 0 S: 11	H: 1 LOB: 1 BB: 0 P: 14	R: 0 E: 0 K: 0 S: 12	H: 0 LOB: 1 BB: 1 P: 23	R: 0 E: 0 K: 0 S: 14	H: 1 LOB: 1 BB: 0 P: 20	R: 0 E: 0 K: 0 S: 13	H: 1 LOB: 2 BB: 1 P: 24	R: 0 E: 0 K: 2 S: 9	H: 0 LOB: 0 BB: 0 P: 14	R: 0 E: 0 K: 0 S: 9	H: 0 LOB: 0 BB: 0 P: 14	R: 1 E: 0 K: 2 S: 16	H: 3 LOB: 2 BB: 0 P: 25	1B: 7 2B: 0 3B: 0 HR: 1	SF: 0 SAC: 0 DP: 1 HBP: 0	WP: 0 PB: 0 CS: 0	PA: 36					
PITCHER	IP	WLS	BF	H	R	ER	SO	BB	IBB	HBP	BLK	WP	HR	S	P	ERA	WHIP										
41 Braden Looper, R ERA: 1.13	6.0		24	5	0	0	0	2	0	0	0	0	0	65	107	0.00	1.167										
45 Mark DiFelice, R	1.0	H	3	0	0	0	2	0	0	0	0	0	0	9	14	0.00	0.000										
12 Carlos Villanueva, R ERA: 0.75	1.0	H	3	0	0	0	0	0	0	0	0	0	0	9	14	0.00	0.000										
60 Todd Coffey, R ERA: 0.84	1.0	S	6	3	1	1	2	0	0	0	0	0	1	16	25	9.00	3.000										



Batter	1	2	3	4	5	6	7	8	9	AB	R	H	RBI	BB	SO	LOB	TOP										
11 Jimmy Rollins, S OBP: 0.206, SLG: 0.238	G3-1		G5-3		G3-1			K		4	1	0	1	1	1	2	Philadelphia Phillies @ Florida Marlins Land Shark Stadium, Miami, FL Fri Apr 24 2009, 7:10 PM EDT Att: 29,032 - Partly Cloudy - 79 F										
8 Shane Victorino, S OBP: 0.314, SLG: 0.393	L9		L5		G4-3			G4-3		5	1	1	4	0	0	1											
26 Chase Utley, L OBP: 0.424, SLG: 0.607	K		G4-3		F8			K		5	1	1	1	0	2	1											
6 Ryan Howard, L OBP: 0.348, SLG: 0.492		G6-3		K				G5-3		5	0	1	0	0	1	0											
28 Jayson Werth, R OBP: 0.387, SLG: 0.537				K						2	1	1	0	3	1	0											
29 Raul Ibanez, L OBP: 0.409, SLG: 0.695				P5						4	1	1	0	1	1	3											
7 Pedro Feliz, R OBP: 0.362, SLG: 0.408										3	0	0	0	0	2	3											
12 Matt Stairs, L OBP: 0.417, SLG: 0.909	K							L7		1	0	1	1	0	0	0											
9 Miguel Cairo, R										0	1	0	0	0	0	0											
46 Ryan Madson, L										0	0	0	0	0	0	0											
3 Lou Marson, R OBP: 0.385, SLG: 0.417										3	1	1	0	1	2	3											
39 Brett Myers, R OBP: 0.286, SLG: 0.429										2	0	1	0	0	0	1											
19 Greg Dobbs, L OBP: 0.167, SLG: 0.091										1	0	0	0	0	1	2											
55 Clay Condrey, R										0	0	0	0	0	0	0											
4 Eric Bruntlett, R OBP: 0.167, SLG: 0.364										1	0	0	0	0	1	3											
Inning Stats	R: 0 E: 0 K: 1 S: 9	H: 0 LOB: 0 BB: 9	R: 0 E: 0 K: 2 S: 13	H: 1 LOB: 2 BB: 1 P: 21	R: 0 E: 0 K: 0 S: 11	H: 1 LOB: 1 BB: 0 P: 15	R: 0 E: 0 K: 2 S: 9	H: 0 LOB: 0 BB: 0 P: 11	R: 0 E: 0 K: 2 S: 10	H: 0 LOB: 1 BB: 0 P: 17	R: 0 E: 0 K: 0 S: 5	H: 0 LOB: 0 BB: 0 P: 8	R: 0 E: 0 K: 1 S: 11	H: 1 LOB: 2 BB: 1 P: 21	R: 0 E: 0 K: 2 S: 8	H: 0 LOB: 0 BB: 0 P: 9	R: 7 E: 0 K: 2 S: 24	H: 5 LOB: 2 BB: 4 P: 51	1B: 4 2B: 2 3B: 0 HR: 2	SF: 0 SAC: 0 DP: 0 HBP: 0	WP: 1 PB: 1 SB: 0 CS: 0	PA: 42					
PITCHER	IP	WLS	BF	H	R	ER	SO	BB	IBB	HBP	BLK	WP	HR	S	P	ERA	WHIP										
55 Josh Johnson, R ERA: 2.2	7.0		27	3	0	0	8	2	0	0	0	1	0	68	102	0.00	0.714										
46 Juan Carlos Oviedo, R ERA: 3.38	1.0	H	3	0	0	0	2	0	0	0	0	0	0	8	9	0.00	0.000										
22 Matt Lindstrom, R ERA: 10.8	0.2	L	9	4	7	7	1	3	0	0	0	0	2	18	38	94.50	10.500										
37 Renyel Pinto, L ERA: 1.5	0.1		3	1	0	0	1	1	0	0	0	0	0	6	13	0.00	6.000										

Batter	1	2	3	4	5	6	7	8	9	AB	R	H	RBI	BB	SO	LOB	BOTTOM										
1 Emilio Bonifacio, S OBP: 0.329, SLG: 0.377								K		3	0	0	0	2	3	2	Philadelphia Phillies @ Florida Marlins Land Shark Stadium, Miami, FL Fri Apr 24 2009, 7:10 PM EDT Att: 29,032 - Partly Cloudy - 79 F										
21 John Baker, L OBP: 0.380, SLG: 0.455										5	1	1	0	0	2	4											
2 Hanley Ramirez, R OBP: 0.329, SLG: 0.456										5	0	2	0	0	1	1											
7 Ross Gload, L OBP: 0.419, SLG: 0.348										5	1	1	0	0	1	3											
6 Dan Uggla, R OBP: 0.324, SLG: 0.414										2	1	1	3	2	0	0											
27 Jeremy Hermida, L OBP: 0.455, SLG: 0.538										3	0	2	0	1	0	1											
25 Brett Carroll, R OBP: 0.111, SLG: 0.111										0	0	0	0	0	0	0											
12 Cody Ross, R OBP: 0.290, SLG: 0.456										3	0	1	0	1	0	1											
24 Cameron Maybin, R OBP: 0.294, SLG: 0.348										4	0	1	0	0	1	5											
55 Josh Johnson, L OBP: 0.300, SLG: 0.125										1	0	0	0	1	0	0											
46 Juan Carlos Oviedo, R										0	0	0	0	0	0	0											
22 Matt Lindstrom, R										0	0	0	0	0	0	0											
37 Renyel Pinto, L										0	0	0	0	0	0	0											
4 Alfredo Amezaga, S OBP: 0.273, SLG: 0.298										0	0	0	0	1	0	0											
Inning Stats	R: 3 E: 0 K: 2 S: 22	H: 5 LOB: 2 BB: 1 P: 40	R: 0 E: 0 K: 1 S: 9	H: 0 LOB: 0 BB: 0 P: 10	R: 0 E: 0 K: 0 S: 7	H: 0 LOB: 1 BB: 1 P: 16	R: 0 E: 0 K: 1 S: 8	H: 1 LOB: 2 BB: 1 P: 14	R: 0 E: 0 K: 0 S: 8	H: 2 LOB: 3 BB: 2 P: 21	R: 0 E: 0 K: 1 S: 8	H: 0 LOB: 0 BB: 1 P: 18	R: 0 E: 0 K: 0 S: 9	H: 0 LOB: 0 BB: 0 P: 15	R: 0 E: 0 K: 0 S: 3	H: 0 LOB: 0 BB: 1 P: 9	R: 0 E: 0 K: 3 S: 16	H: 1 LOB: 2 BB: 1 P: 27	1B: 5 2B: 3 3B: 0 HR: 1	SF: 0 SAC: 1 DP: 2 HBP: 0	WP: 0 PB: 0 SB: 0 CS: 1	PA: 40					
PITCHER	IP	WLS	BF	H	R	ER	SO	BB	IBB	HBP	BLK	WP	HR	S	P	ERA	WHIP										
39 Brett Myers, R ERA: 4.91	6.0		29	8	3	3	5	6	0	0	0	0	0	119	4.50	2.333											
55 Clay Condrey, R ERA: 1.86	2.0	W	6	0	0	0	0	1	0	0	0	0	0	12	24	0.00	0.500										
46 Ryan Madson, R ERA: 4.5	1.0		5	1	0	0	3	1	0	0	0	0	0	16	27	0.00	2.000										

Batter	1	2	3	4	5	6	7	8	9	AB	R	H	RBI	BB	SO	LOB	TOP								
15 Cristian Guzman, S (1, 6) OBP: 0.474, SLG: 0.526										5	0	1	0	0	1	5	Washington Nationals @ Philadelphia Phillies Citizens Bank Park, Philadelphia, PA Wed Apr 29 2009, 7:05 PM EDT Att: 36,351 - Partly Cloudy - 59 F								
24 Nick Johnson, L (1, 3) OBP: 0.407, SLG: 0.444										4	0	1	0	1	1										
11 Ryan Zimmerman, R (1, 5) OBP: 0.358, SLG: 0.523										4	1	1	1	1	0	1									
44 Adam Dunn, L (1, 9) OBP: 0.477, SLG: 0.632										4	0	1	0	0	1	4									
22 Willie Harris, L (8, PR) OBP: 0.402, SLG: 0.300										1	1	1	0	0	0	0									
34 Elijah Dukes, R (1, 8) OBP: 0.361, SLG: 0.523										5	1	2	1	0	0	2									
16 Josh Willingham, R (1, 7) OBP: 0.302, SLG: 0.257										4	0	1	0	0	2	2									
3 Jesus Flores, R (1, 2) OBP: 0.348, SLG: 0.400										3	0	0	0	1	0	2									
6 Anderson Hernandez, S (1, 4) OBP: 0.396, SLG: 0.391										4	1	3	2	0	1	0									
19 Scott Olsen, L (1, 1)										2	0	0	0	1	0	2									
49 Garrett Mock, S (6, 1)										0	0	0	0	0	0	0									
25 Austin Kearns, R (8, PH) OBP: 0.397, SLG: 0.520										0	0	0	0	1	0	0									
32 Kip Wells, R (8, 1)										0	0	0	0	0	0	0									
50 Julian Tavarez, L (9, 1)										0	0	0	0	0	0	0									
Inning Stats	R: 0 E: 0 K: 0 S: 5	H: 1 LOB: 0 BB: 0 P: 7	R: 0 E: 0 K: 1 S: 8	H: 1 LOB: 0 BB: 0 P: 11	R: 1 E: 0 K: 0 S: 10	H: 1 LOB: 3 BB: 3 P: 25	R: 0 E: 0 K: 0 S: 7	H: 0 LOB: 0 BB: 0 P: 12	R: 0 E: 0 K: 1 S: 11	H: 1 LOB: 0 BB: 0 P: 19	R: 2 E: 0 K: 1 S: 21	H: 4 LOB: 2 BB: 0 P: 35	R: 0 E: 0 K: 1 S: 5	H: 0 LOB: 0 BB: 0 P: 6	R: 1 E: 0 K: 1 S: 19	H: 2 LOB: 3 BB: 2 P: 36	R: 0 E: 0 K: 1 S: 10	H: 1 LOB: 1 BB: 0 P: 19	1B: 8 2B: 3 3B: 0 HR: 0	SF: 0 SAC: 0 DP: 1 HBP: 0	WP: 0 PB: 1 SB: 2 CS: 1	PA: 41			
PITCHER	IP WLS BF H R ER SO BB IBB HBP BLK WP HR S P ERA WHIP	IP WLS BF H R ER SO BB IBB HBP BLK WP HR S P ERA WHIP	IP WLS BF H R ER SO BB IBB HBP BLK WP HR S P ERA WHIP	IP WLS BF H R ER SO BB IBB HBP BLK WP HR S P ERA WHIP	IP WLS BF H R ER SO BB IBB HBP BLK WP HR S P ERA WHIP	IP WLS BF H R ER SO BB IBB HBP BLK WP HR S P ERA WHIP	IP WLS BF H R ER SO BB IBB HBP BLK WP HR S P ERA WHIP	IP WLS BF H R ER SO BB IBB HBP BLK WP HR S P ERA WHIP	IP WLS BF H R ER SO BB IBB HBP BLK WP HR S P ERA WHIP	IP WLS BF H R ER SO BB IBB HBP BLK WP HR S P ERA WHIP	IP WLS BF H R ER SO BB IBB HBP BLK WP HR S P ERA WHIP	IP WLS BF H R ER SO BB IBB HBP BLK WP HR S P ERA WHIP	IP WLS BF H R ER SO BB IBB HBP BLK WP HR S P ERA WHIP	IP WLS BF H R ER SO BB IBB HBP BLK WP HR S P ERA WHIP	IP WLS BF H R ER SO BB IBB HBP BLK WP HR S P ERA WHIP	IP WLS BF H R ER SO BB IBB HBP BLK WP HR S P ERA WHIP	IP WLS BF H R ER SO BB IBB HBP BLK WP HR S P ERA WHIP	IP WLS BF H R ER SO BB IBB HBP BLK WP HR S P ERA WHIP	IP WLS BF H R ER SO BB IBB HBP BLK WP HR S P ERA WHIP	IP WLS BF H R ER SO BB IBB HBP BLK WP HR S P ERA WHIP	IP WLS BF H R ER SO BB IBB HBP BLK WP HR S P ERA WHIP	IP WLS BF H R ER SO BB IBB HBP BLK WP HR S P ERA WHIP	IP WLS BF H R ER SO BB IBB HBP BLK WP HR S P ERA WHIP	IP WLS BF H R ER SO BB IBB HBP BLK WP HR S P ERA WHIP	IP WLS BF H R ER SO BB IBB HBP BLK WP HR S P ERA WHIP
39 Brett Myers, R (1, 1) ERA: 4.83	6.0	L	27	8	3	3	3	3	0	0	0	0	0	0	0	0	4.50	1.833							
57 Jack Taschner, L (7, 1) ERA: 5.23	2.0		10	2	1	1	2	1	1	0	0	0	0	0	0	0	4.50	1.500							
43 J.A. Happ, L (9, 1) ERA: 4.05	1.0		4	1	0	0	1	0	0	0	0	0	0	0	0	0	0.00	1.000							

AB	36
R	4
H	11
RBI	4
BB	5
SO	6
LOB	19



Batter	1	2	3	4	5	6	7	8	9	AB	R	H	RBI	BB	SO	LOB	BOTTOM								
11 Jimmy Rollins, S (1, 6) OBP: 0.241, SLG: 0.293										5	0	2	0	0	1	1	Washington Nationals @ Philadelphia Phillies Citizens Bank Park, Philadelphia, PA Wed Apr 29 2009, 7:05 PM EDT Att: 36,351 - Partly Cloudy - 59 F								
8 Shane Victorino, S (1, 8) OBP: 0.337, SLG: 0.476										5	1	1	1	0	1	3									
26 Chase Utley, L (1, 4) OBP: 0.461, SLG: 0.644										3	0	0	0	1	1	0									
6 Ryan Howard, L (1, 3) OBP: 0.367, SLG: 0.525										4	0	2	0	0	1	1									
28 Jayson Werth, R (1, 9) OBP: 0.372, SLG: 0.438										4	0	1	0	0	1	2									
29 Raul Ibanez, L (1, 7) OBP: 0.433, SLG: 0.718										2	0	1	0	2	1	0									
7 Pedro Feliz, R (1, 5) OBP: 0.395, SLG: 0.477										2	0	0	0	1	0	5									
57 Jack Taschner, L (7, 1) ERA: 7.2										0	0	0	0	0	0	0									
12 Matt Stairs, L (8, PH) OBP: 0.400, SLG: 0.769										1	0	0	0	0	0	2									
43 J.A. Happ, L (9, 1)										0	0	0	0	0	0	0									
27 Chris Coste, R (1, 2) OBP: 0.267, SLG: 0.275										3	0	0	0	1	1	4									
39 Brett Myers, R (1, 1) OBP: 0.222, SLG: 0.333										2	0	0	0	0	0	0									
19 Greg Dobbs, L (7, 5) OBP: 0.200, SLG: 0.111										2	0	0	0	0	1	1									
Inning Stats	R: 1 E: 0 K: 2 S: 11	H: 1 LOB: 0 BB: 0 P: 13	R: 0 E: 0 K: 3 S: 12	H: 0 LOB: 1 BB: 1 P: 17	R: 0 E: 0 K: 1 S: 14	H: 0 LOB: 0 BB: 0 P: 16	R: 0 E: 0 K: 0 S: 16	H: 2 LOB: 3 BB: 1 P: 27	R: 0 E: 0 K: 0 S: 5	H: 1 LOB: 0 BB: 0 P: 5	R: 0 E: 0 K: 0 S: 10	H: 2 LOB: 2 BB: 0 P: 17	R: 0 E: 0 K: 1 S: 10	H: 0 LOB: 1 BB: 1 P: 19	R: 0 E: 0 K: 0 S: 12	H: 0 LOB: 2 BB: 2 P: 26	R: 0 E: 0 K: 0 S: 14	H: 1 LOB: 1 BB: 0 P: 19	1B: 6 2B: 0 3B: 0 HR: 1	SF: 0 SAC: 0 DP: 0 HBP: 0	WP: 1 PB: 0 SB: 0 CS: 1	PA: 38			
PITCHER	IP WLS BF H R ER SO BB IBB HBP BLK WP HR S P ERA WHIP	IP WLS BF H R ER SO BB IBB HBP BLK WP HR S P ERA WHIP	IP WLS BF H R ER SO BB IBB HBP BLK WP HR S P ERA WHIP	IP WLS BF H R ER SO BB IBB HBP BLK WP HR S P ERA WHIP	IP WLS BF H R ER SO BB IBB HBP BLK WP HR S P ERA WHIP	IP WLS BF H R ER SO BB IBB HBP BLK WP HR S P ERA WHIP	IP WLS BF H R ER SO BB IBB HBP BLK WP HR S P ERA WHIP	IP WLS BF H R ER SO BB IBB HBP BLK WP HR S P ERA WHIP	IP WLS BF H R ER SO BB IBB HBP BLK WP HR S P ERA WHIP	IP WLS BF H R ER SO BB IBB HBP BLK WP HR S P ERA WHIP	IP WLS BF H R ER SO BB IBB HBP BLK WP HR S P ERA WHIP	IP WLS BF H R ER SO BB IBB HBP BLK WP HR S P ERA WHIP	IP WLS BF H R ER SO BB IBB HBP BLK WP HR S P ERA WHIP	IP WLS BF H R ER SO BB IBB HBP BLK WP HR S P ERA WHIP	IP WLS BF H R ER SO BB IBB HBP BLK WP HR S P ERA WHIP	IP WLS BF H R ER SO BB IBB HBP BLK WP HR S P ERA WHIP	IP WLS BF H R ER SO BB IBB HBP BLK WP HR S P ERA WHIP	IP WLS BF H R ER SO BB IBB HBP BLK WP HR S P ERA WHIP	IP WLS BF H R ER SO BB IBB HBP BLK WP HR S P ERA WHIP	IP WLS BF H R ER SO BB IBB HBP BLK WP HR S P ERA WHIP	IP WLS BF H R ER SO BB IBB HBP BLK WP HR S P ERA WHIP	IP WLS BF H R ER SO BB IBB HBP BLK WP HR S P ERA WHIP	IP WLS BF H R ER SO BB IBB HBP BLK WP HR S P ERA WHIP	IP WLS BF H R ER SO BB IBB HBP BLK WP HR S P ERA WHIP	IP WLS BF H R ER SO BB IBB HBP BLK WP HR S P ERA WHIP
19 Scott Olsen, L (1, 1) ERA: 6.08	1.1	H	5	0	0	0	1	1	0	0	0	0	0	0	0	0	0.00	0.750							
49 Garrett Mock, R (6, 1) ERA: 7.2	1.0	H	5	0	0	0	0	2	0	0	0	0	0	0	0	0	0.00	2.000							
32 Kip Wells, R (8, 1) ERA: 1.69	1.0	S	4	1	0	0	1	0	0	0	0	0	0	0	0	0	0.00	1.000							
50 Julian Tavarez, R (9, 1) ERA: 2.79	1.0	S	4	1	0	0	1	0	0	0	0	0	0	0	0	0	0.00	1.000							



Batter	1	2	3	4	5	6	7	8	9	AB	R	H	RBI	BB	SO	LOB	TOP					
11 Jimmy Rollins, S OBP: 0.252, SLG: 0.290	F7		8 2B		8 1B 28 HR		K	F9		5	2	2	0	0	1	1	Philadelphia Phillies @ St. Louis Cardinals Busch Stadium, St. Louis, MO Tue May 05 2009, 7:15 PM CDT Att: 36,754 - Cloudy - 69 F					
8 Shane Victorino, S OBP: 0.383, SLG: 0.529	HR		29 1B 28 SF8-4		29 CS 1B		K	K		5	3	4	3	0	1	1						
29 Raul Ibanez, L OBP: 0.417, SLG: 0.702	P3		28 SF8-4 6 BB		K		6 1B 7 1B		6 1B 28 FC1-2	4	1	2	0	0	1	2						
6 Ryan Howard, L OBP: 0.385, SLG: 0.526	K		2-3		28 HR		7 1B 28 HBP		G3-1	3	1	1	1	2	1	1						
28 Jayson Werth, R OBP: 0.375, SLG: 0.506	K		SF8-4		HR		7 1B HBP		FC1-2	3	2	1	4	0	1	1						
7 Pedro Feliz, R OBP: 0.383, SLG: 0.458	K		L4		G3-1		9 G4-6-3 1B		2B	5	0	2	2	0	1	1						
9 Miguel Cairo, R OBP: 0.083, SLG: 0.083									L4	4	0	1	0	0	0	3						
46 Ryan Madson, L (7, 1)										0	0	0	0	0	0	0						
12 Matt Stairs, L OBP: 0.412, SLG: 0.714 (9, PH)										1	0	0	0	0	0	0						
54 Brad Lidge, R (9, 1)										0	0	0	0	0	0	0						
51 Carlos Ruiz, R OBP: 0.333, SLG: 0.286 (1, 2)	K									4	0	1	0	0	1	1						
39 Brett Myers, R OBP: 0.250, SLG: 0.333 (1, 1)										3	1	1	0	0	0	0						
47 Scott Eyre, L (6, 1)										0	0	0	0	0	0	0						
55 Clay Condrey, R (7, 1)										0	0	0	0	0	0	0						
4 Eric Bruntlett, R OBP: 0.240, SLG: 0.300 (7, 4)			11 2B 8 2B							1	0	0	0	0	0	1						
Inning Stats	R: 1 E: 0 K: 1 S: 9	H: 1 LOB: 0 BB: 0 P: 14	R: 0 E: 0 K: 3 S: 15	H: 1 LOB: 1 BB: 0 P: 20	R: 3 E: 0 K: 0 S: 13	H: 4 LOB: 1 BB: 1 P: 23	R: 0 E: 0 K: 0 S: 7	H: 0 LOB: 0 BB: 0 P: 8	R: 3 E: 0 K: 1 S: 14	H: 3 LOB: 1 BB: 1 P: 22	R: 0 E: 0 K: 0 S: 8	H: 0 LOB: 2 BB: 0 P: 12	R: 2 E: 0 K: 1 S: 11	H: 3 LOB: 2 BB: 0 P: 18	R: 0 E: 0 K: 1 S: 8	H: 1 LOB: 1 BB: 0 P: 11	R: 1 E: 0 K: 0 S: 11	H: 2 LOB: 1 BB: 0 P: 15	1B: 9 2B: 5 3B: 0 HR: 2	SF: 1 SAC: 0 DP: 2 HBP: 2	WP: 0 PB: 0 SB: 0 CS: 1	PA: 43
PITCHER	IP WLS BF H R ER SO BB IBB HBP BLK WP HR S P ERA WHIP																PITCHER	IP WLS BF H R ER SO BB IBB HBP BLK WP HR S P ERA WHIP				
50 Adam Wainwright, R ERA: 4.08 (1, 1)	6.0 L 27 9 7 7 5 2 0 0 0 0 0 2 66 99 10.50 1.833																					
36 Denny Reyes, L ERA: 4.5 (7, 1)	0.1 4 2 2 2 1 0 0 1 0 0 0 6 10 54.00 6.000																					
34 Chris Perez, R ERA: 2.25 (7, 1)	1.0 5 2 0 0 0 0 0 0 1 0 0 9 12 0.00 2.000																					
30 Jason Motte, R ERA: 3.86 (8, 1)	0.2 2 0 0 0 1 0 0 0 1 0 0 4 7 0.00 0.000																					
48 Brad Thompson, R ERA: 6.23 (9, 1)	1.0 5 2 1 1 0 0 0 0 0 0 0 0 11 9.00 2.000																					

Batter	1	2	3	4	5	6	7	8	9	AB	R	H	RBI	BB	SO	LOB	BOTTOM					
55 Skip Schumaker, L OBP: 0.330, SLG: 0.322 (1, 4)	L5		22 G6-3		G6-3		SF8	F9		3	0	1	0	0	0	0	Philadelphia Phillies @ St. Louis Cardinals Busch Stadium, St. Louis, MO Tue May 05 2009, 7:15 PM CDT Att: 36,754 - Cloudy - 69 F					
3 Khalil Greene, R OBP: 0.316, SLG: 0.328 (6, PH)			1B		G6-3		P1	F9		1	0	0	1	0	0	0						
22 Joe Thurston, L OBP: 0.367, SLG: 0.479 (8, 4)	G1-3		G6-3		47 1B 2B			F9		5	1	1	1	0	0	3						
5 Albert Pujols, R OBP: 0.449, SLG: 0.705 (1, 3)	F9		F7		G4-3		K		HR	5	1	1	1	0	1	2						
47 Ryan Ludwick, R OBP: 0.333, SLG: 0.573 (1, 9)		HBP			HR		L5		P5	4	1	2	2	0	0	0						
16 Chris Duncan, L OBP: 0.386, SLG: 0.506 (1, 7)	F9				G3		F9		K	4	1	0	0	1	1	2						
4 Yadier Molina, R OBP: 0.388, SLG: 0.494 (1, 2)	F9				HR		28 2B BB			4	2	2	1	1	0	1						
28 Colby Rasmus, L OBP: 0.367, SLG: 0.373 (1, 8)	G4-3				G1-3		50 1B 28 HBP 3 SF8		L9	4	2	2	1	1	0	1						
27 Tyler Greene, R OBP: 0.235, SLG: 0.250 (7, 4)			55 1B 22 G6-3				K		F9	4	1	2	0	0	1	4						
30 Jason Motte, R (8, 1)										0	0	0	0	0	0	0						
48 Brad Thompson, R OBP: 1.000, SLG: 1.000 (9, 1)										0	0	0	0	0	0	0						
50 Adam Wainwright, R OBP: 0.231, SLG: 0.308 (1, 1)										3	0	1	0	0	0	2						
36 Denny Reyes, R ERA: 7.2 (7, 1)										0	0	0	0	0	0	0						
34 Chris Perez, R (7, 1)										0	0	0	0	0	0	0						
23 Brian Barden, R OBP: 0.380, SLG: 0.556 (8, 5)										1	0	0	0	0	0	0						
Inning Stats	R: 0 E: 0 K: 0 S: 6	H: 0 LOB: 0 BB: 0 P: 9	R: 0 E: 0 K: 0 S: 8	H: 0 LOB: 1 BB: 0 P: 10	R: 1 E: 0 K: 0 S: 11	H: 2 LOB: 1 BB: 0 P: 19	R: 2 E: 0 K: 0 S: 11	H: 3 LOB: 1 BB: 0 P: 15	R: 1 E: 0 K: 1 S: 14	H: 2 LOB: 1 BB: 0 P: 19	R: 1 E: 0 K: 1 S: 13	H: 2 LOB: 2 BB: 0 P: 22	R: 1 E: 0 K: 1 S: 8	H: 1 LOB: 2 BB: 2 P: 17	R: 0 E: 0 K: 0 S: 6	H: 0 LOB: 0 BB: 0 P: 9	R: 1 E: 0 K: 1 S: 9	H: 1 LOB: 0 BB: 0 P: 15	1B: 5 2B: 3 3B: 0 HR: 3	SF: 1 SAC: 0 DP: 0 HBP: 2	WP: 0 PB: 0 SB: 0 CS: 0	PA: 42
PITCHER	IP WLS BF H R ER SO BB IBB HBP BLK WP HR S P ERA WHIP																PITCHER	IP WLS BF H R ER SO BB IBB HBP BLK WP HR S P ERA WHIP				
39 Brett Myers, R ERA: 5.35 (1, 1)	5.1 W 27 9 5 5 5 0 0 0 0 0 0 2 58 87 8.44 1.688																					
47 Scott Eyre, L ERA: 7.2 (6, 1)	0.2 H 2 0 0 0 0 0 0 0 0 0 0 5 7 0.00 0.000																					
55 Clay Condrey, R ERA: 1.8 (7, 1)	0.2 5 1 1 1 1 2 0 0 0 0 0 0 7 16 13.50 4.500																					
46 Ryan Madson, R ERA: 2.7 (7, 1)	1.1 H 4 0 0 0 0 0 0 0 0 0 0 7 10 0.00 0.000																					
54 Brad Lidge, R ERA: 6.75 (9, 1)	1.0 4 1 1 1 1 0 0 0 0 0 0 1 9 9.00 1.000																					

Batter	1	2	3	4	5	6	7	8	9	AB	R	H	RBI	BB	SO	LOB	TOP			
11 Jimmy Rollins, S (1,6) OBP: 0.252, SLG: 0.288										4	0	1	0	0	1	1	Philadelphia Phillies @ New York Mets Citi Field, Flushing, NY Wed May 06 2009, 7:10 PM EDT Att: 37,600 - Cloudy - 58 F			
8 Shane Victorino, S (1,8) OBP: 0.350, SLG: 0.528										4	0	1	0	0	0	3				
26 Chase Utley, L (1,4) OBP: 0.476, SLG: 0.642										3	0	0	0	1	0	3				
6 Ryan Howard, L (1,3) OBP: 0.372, SLG: 0.505										4	0	0	0	0	3	2				
28 Javson Werth, R (1,9) OBP: 0.361, SLG: 0.484										4	0	0	0	0	3	0				
29 Raul Ibanez, L (1,7) OBP: 0.411, SLG: 0.694										4	0	1	0	0	2	0				
7 Pedro Feliz, R (1,5) OBP: 0.371, SLG: 0.442										3	0	0	0	0	1	2				
12 Matt Stairs, L (0,PH) OBP: 0.389, SLG: 0.667										1	0	0	0	0	0	0				
51 Carlos Ruiz, R (1,2) OBP: 0.296, SLG: 0.250										3	0	0	0	0	0	1				
61 Chan Ho Park, R (1,1) OBP: 0.333, SLG: 0.571										0	0	0	0	2	0	0				
4 Eric Bruntlett, R (7,PH) OBP: 0.231, SLG: 0.286										1	0	0	0	0	1	1				
47 Scott Eyre, L (7,1) OBP: 0.500, SLG: 0.500										0	0	0	0	0	0	0				
37 Chad Durbin, R (7,1) OBP: 0.500, SLG: 0.500										0	0	0	0	0	0	0				
Inning Stats	R: 0 H: 0 E: 0 K: 2 S: 14	H: 0 LOB: 1 BB: 1 P: 20	R: 0 H: 0 E: 0 K: 3 S: 12	H: 0 LOB: 0 BB: 0 P: 15	R: 0 H: 1 E: 0 K: 0 S: 12	H: 1 LOB: 2 BB: 1 P: 19	R: 0 H: 0 E: 0 K: 3 S: 12	H: 0 LOB: 1 BB: 0 P: 15	R: 0 H: 0 E: 0 K: 1 S: 7	H: 0 LOB: 0 BB: 0 P: 7	R: 0 H: 1 E: 0 K: 1 S: 9	H: 1 LOB: 1 BB: 0 P: 12	R: 0 H: 1 E: 0 K: 1 S: 11	H: 1 LOB: 0 BB: 0 P: 16	R: 0 H: 0 E: 0 K: 0 S: 7	H: 0 LOB: 0 BB: 0 P: 13	1B: 1 2B: 2 3B: 0 HR: 0	SF: 0 SAC: 0 DP: 0 HBP: 0	WP: 1 PB: 1 SB: 0 CS: 0	PA: 34
PITCHER	IP WLS BF H R ER SO BB IBB HBP BLK WP HR S P ERA WHIP																			
57 Johan Santana, L (1,1) ERA: 0.91	7.0 W 27 2 0 0 10 3 0 0 0 0 0 0 0 73 101 0.00 0.714																			
25 Pedro Feliciano, L (8,1) ERA: 4.09	1.0 H 4 1 0 0 1 0 0 0 0 0 1 0 0 11 16 0.00 1.000																			
75 Francisco Rodriguez, R (9,1) ERA: 1.42	1.0 S 3 0 0 0 0 0 0 0 0 0 0 0 0 7 13 0.00 0.000																			

Batter	1	2	3	4	5	6	7	8	9	AB	R	H	RBI	BB	SO	LOB	BOTTOM			
7 José Reyes, S (1,6) OBP: 0.331, SLG: 0.330										4	0	0	0	0	0	0	Philadelphia Phillies @ New York Mets Citi Field, Flushing, NY Wed May 06 2009, 7:10 PM EDT Att: 37,600 - Cloudy - 58 F			
3 Alex Cora, L (1,4) OBP: 0.395, SLG: 0.419										3	0	0	0	1	0	0				
15 Carlos Beltrán, S (1,8) OBP: 0.497, SLG: 0.582										4	0	0	0	0	2	2				
21 Carlos Delgado, L (1,3) OBP: 0.362, SLG: 0.449										1	1	0	0	1	0	0				
5 David Wright, R (1,5) OBP: 0.388, SLG: 0.444										2	0	0	0	1	0	2				
28 Daniel Murphy, L (1,7) OBP: 0.378, SLG: 0.477										3	0	1	0	0	1	2				
18 Jeremy Reed, L (1,9) OBP: 0.286, SLG: 0.385										2	0	0	0	0	1	1				
17 Fernando Tatis, R (7,PH) OBP: 0.395, SLG: 0.545										1	0	1	0	0	0	0				
11 Ramon Castro, R (8,2) OBP: 0.348, SLG: 0.476										0	0	0	0	0	0	0				
9 Omir Santos, R (1,2) OBP: 0.273, SLG: 0.484										2	0	0	0	0	1	0				
10 Gary Sheffield, R (7,PH) OBP: 0.356, SLG: 0.371										0	0	0	0	1	0	0				
25 Pedro Feliciano, L (8,1) OBP: 0.355										0	0	0	0	0	0	0				
75 Francisco Rodriguez, R (9,1) ERA: 1.42										0	0	0	0	0	0	0				
57 Johan Santana, L (1,1) ERA: 6.67										2	0	0	0	0	1	0				
19 Ryan Church, L (7,PH) OBP: 0.351, SLG: 0.378										1	0	0	0	0	1	2				
Inning Stats	R: 0 H: 0 E: 0 K: 1 S: 10	H: 0 LOB: 0 BB: 0 P: 17	R: 0 H: 0 E: 0 K: 1 S: 5	H: 0 LOB: 0 BB: 1 P: 11	R: 0 H: 0 E: 0 K: 2 S: 10	H: 0 LOB: 0 BB: 0 P: 14	R: 0 H: 0 E: 0 K: 0 S: 8	H: 0 LOB: 0 BB: 0 P: 12	R: 0 H: 1 E: 0 K: 0 S: 7	H: 1 LOB: 1 BB: 0 P: 14	R: 0 H: 0 E: 1 K: 1 S: 13	H: 0 LOB: 2 BB: 1 P: 23	R: 1 H: 1 E: 1 K: 1 S: 13	H: 1 LOB: 2 BB: 2 P: 27	R: 0 H: 0 E: 0 K: 1 S: 10	H: 0 LOB: 0 BB: 0 P: 14	1B: 1 2B: 1 3B: 0 HR: 0	SF: 0 SAC: 0 DP: 1 HBP: 1	WP: 0 PB: 0 SB: 1 CS: 1	PA: 30
PITCHER	IP WLS BF H R ER SO BB IBB HBP BLK WP HR S P ERA WHIP																			
61 Chan Ho Park, R (1,1) ERA: 6.67	6.0 L 3 0 1 0 0 2 0 0 1 0 0 0 0 53 91 0.00 0.500																			
47 Scott Eyre, L (7,1) ERA: 6.35	0.2 L 3 0 1 0 0 0 1 0 0 0 0 0 0 5 12 0.00 1.500																			
37 Chad Durbin, R (7,1) ERA: 3.86	1.1 6 1 0 0 2 1 0 0 0 0 0 0 0 18 29 0.00 1.500																			

Batter	1	2	3	4	5	6	7	8	9	AB	R	H	RBI	BB	SO	LOB	TOP								
11 Jimmy Rollins, S OBP: 0.250, SLG: 0.284										5	1	1	0	0	0	2									
8 Shane Victorino, S OBP: 0.347, SLG: 0.518										4	1	1	0	0	0	1									
26 Chase Utley, L OBP: 0.458, SLG: 0.612										4	0	0	0	0	0	2									
6 Ryan Howard, L OBP: 0.376, SLG: 0.544										4	1	2	2	0	0	1									
28 Jayson Werth, R OBP: 0.384, SLG: 0.547										4	2	4	2	0	0	0									
29 Raul Ibanez, L OBP: 0.405, SLG: 0.676										4	0	1	1	0	0	3									
7 Pedro Feliz, R OBP: 0.366, SLG: 0.433										4	0	1	0	0	0	2									
51 Carlos Ruiz, R OBP: 0.267, SLG: 0.222										3	0	0	0	0	0	2									
9 Miguel Cairo, R OBP: 0.077, SLG: 0.077										1	0	0	0	0	0	0									
50 Jamie Moyer, L ERA: 5.44										0	0	0	0	1	0	0									
43 J.A. Happ, L ERA: 2.84										0	0	0	0	0	0	0									
19 Greg Dobbs, L ERA: 1.69										0	0	0	0	0	0	0									
55 Clay Condrey, R ERA: 4.38										0	0	0	0	0	0	0									
57 Jack Taschner, L ERA: 4.38										0	0	0	0	0	0	0									
12 Matt Stairs, L ERA: 4.38										0	0	0	0	0	0	0									
Inning Stats	R: 1 E: 0 K: 0 S: 8	H: 3 LOB: 2 BB: 0 P: 15	R: 0 E: 0 K: 0 S: 7	H: 1 LOB: 0 BB: 1 P: 15	R: 0 E: 0 K: 0 S: 9	H: 0 LOB: 0 BB: 0 P: 13	R: 1 E: 0 K: 0 S: 8	H: 2 LOB: 0 BB: 0 P: 16	R: 0 E: 0 K: 0 S: 8	H: 0 LOB: 0 BB: 0 P: 12	R: 1 E: 0 K: 0 S: 9	H: 2 LOB: 1 BB: 0 P: 16	R: 0 E: 0 K: 0 S: 10	H: 0 LOB: 0 BB: 0 P: 18	R: 2 E: 1 K: 0 S: 13	H: 2 LOB: 0 BB: 0 P: 22	R: 0 E: 0 K: 0 S: 10	H: 0 LOB: 1 BB: 1 P: 18	1B: 6 2B: 2 3B: 0 HR: 2	SF: 0 SAC: 0 DP: 2 HBP: 0	WP: 0 PB: 0 SB: 1 CS: 0	PA: 37			
PITCHER	IP: 7.0 WLS: W BF: 28 H: 8 R: 3 ER: 3 SO: 0 BB: 1 IBB: 0 HBP: 0 BLK: 0 WP: 0 HR: 1 S: 59 P: 105 ERA: 3.86 WHIP: 1.286	IP: 1.0 WLS: S BF: 5 H: 2 R: 2 ER: 0 SO: 0 BB: 0 IBB: 0 HBP: 0 BLK: 0 WP: 0 HR: 1 S: 13 P: 22 ERA: 0.00 WHIP: 2.000	IP: 1.0 WLS: S BF: 4 H: 0 R: 0 ER: 0 SO: 0 BB: 1 IBB: 0 HBP: 0 BLK: 0 WP: 0 HR: 10 S: 18 P: 0 ERA: 0.00 WHIP: 1.000	IP: 1.0 WLS: S BF: 4 H: 0 R: 0 ER: 0 SO: 0 BB: 1 IBB: 0 HBP: 0 BLK: 0 WP: 0 HR: 10 S: 18 P: 0 ERA: 0.00 WHIP: 1.000	IP: 1.0 WLS: S BF: 4 H: 0 R: 0 ER: 0 SO: 0 BB: 1 IBB: 0 HBP: 0 BLK: 0 WP: 0 HR: 10 S: 18 P: 0 ERA: 0.00 WHIP: 1.000	IP: 1.0 WLS: S BF: 4 H: 0 R: 0 ER: 0 SO: 0 BB: 1 IBB: 0 HBP: 0 BLK: 0 WP: 0 HR: 10 S: 18 P: 0 ERA: 0.00 WHIP: 1.000	IP: 1.0 WLS: S BF: 4 H: 0 R: 0 ER: 0 SO: 0 BB: 1 IBB: 0 HBP: 0 BLK: 0 WP: 0 HR: 10 S: 18 P: 0 ERA: 0.00 WHIP: 1.000	IP: 1.0 WLS: S BF: 4 H: 0 R: 0 ER: 0 SO: 0 BB: 1 IBB: 0 HBP: 0 BLK: 0 WP: 0 HR: 10 S: 18 P: 0 ERA: 0.00 WHIP: 1.000	IP: 1.0 WLS: S BF: 4 H: 0 R: 0 ER: 0 SO: 0 BB: 1 IBB: 0 HBP: 0 BLK: 0 WP: 0 HR: 10 S: 18 P: 0 ERA: 0.00 WHIP: 1.000	IP: 1.0 WLS: S BF: 4 H: 0 R: 0 ER: 0 SO: 0 BB: 1 IBB: 0 HBP: 0 BLK: 0 WP: 0 HR: 10 S: 18 P: 0 ERA: 0.00 WHIP: 1.000	IP: 1.0 WLS: S BF: 4 H: 0 R: 0 ER: 0 SO: 0 BB: 1 IBB: 0 HBP: 0 BLK: 0 WP: 0 HR: 10 S: 18 P: 0 ERA: 0.00 WHIP: 1.000	IP: 1.0 WLS: S BF: 4 H: 0 R: 0 ER: 0 SO: 0 BB: 1 IBB: 0 HBP: 0 BLK: 0 WP: 0 HR: 10 S: 18 P: 0 ERA: 0.00 WHIP: 1.000	IP: 1.0 WLS: S BF: 4 H: 0 R: 0 ER: 0 SO: 0 BB: 1 IBB: 0 HBP: 0 BLK: 0 WP: 0 HR: 10 S: 18 P: 0 ERA: 0.00 WHIP: 1.000	IP: 1.0 WLS: S BF: 4 H: 0 R: 0 ER: 0 SO: 0 BB: 1 IBB: 0 HBP: 0 BLK: 0 WP: 0 HR: 10 S: 18 P: 0 ERA: 0.00 WHIP: 1.000	IP: 1.0 WLS: S BF: 4 H: 0 R: 0 ER: 0 SO: 0 BB: 1 IBB: 0 HBP: 0 BLK: 0 WP: 0 HR: 10 S: 18 P: 0 ERA: 0.00 WHIP: 1.000	IP: 1.0 WLS: S BF: 4 H: 0 R: 0 ER: 0 SO: 0 BB: 1 IBB: 0 HBP: 0 BLK: 0 WP: 0 HR: 10 S: 18 P: 0 ERA: 0.00 WHIP: 1.000	IP: 1.0 WLS: S BF: 4 H: 0 R: 0 ER: 0 SO: 0 BB: 1 IBB: 0 HBP: 0 BLK: 0 WP: 0 HR: 10 S: 18 P: 0 ERA: 0.00 WHIP: 1.000	IP: 1.0 WLS: S BF: 4 H: 0 R: 0 ER: 0 SO: 0 BB: 1 IBB: 0 HBP: 0 BLK: 0 WP: 0 HR: 10 S: 18 P: 0 ERA: 0.00 WHIP: 1.000	IP: 1.0 WLS: S BF: 4 H: 0 R: 0 ER: 0 SO: 0 BB: 1 IBB: 0 HBP: 0 BLK: 0 WP: 0 HR: 10 S: 18 P: 0 ERA: 0.00 WHIP: 1.000	IP: 1.0 WLS: S BF: 4 H: 0 R: 0 ER: 0 SO: 0 BB: 1 IBB: 0 HBP: 0 BLK: 0 WP: 0 HR: 10 S: 18 P: 0 ERA: 0.00 WHIP: 1.000	IP: 1.0 WLS: S BF: 4 H: 0 R: 0 ER: 0 SO: 0 BB: 1 IBB: 0 HBP: 0 BLK: 0 WP: 0 HR: 10 S: 18 P: 0 ERA: 0.00 WHIP: 1.000	IP: 1.0 WLS: S BF: 4 H: 0 R: 0 ER: 0 SO: 0 BB: 1 IBB: 0 HBP: 0 BLK: 0 WP: 0 HR: 10 S: 18 P: 0 ERA: 0.00 WHIP: 1.000	IP: 1.0 WLS: S BF: 4 H: 0 R: 0 ER: 0 SO: 0 BB: 1 IBB: 0 HBP: 0 BLK: 0 WP: 0 HR: 10 S: 18 P: 0 ERA: 0.00 WHIP: 1.000	IP: 1.0 WLS: S BF: 4 H: 0 R: 0 ER: 0 SO: 0 BB: 1 IBB: 0 HBP: 0 BLK: 0 WP: 0 HR: 10 S: 18 P: 0 ERA: 0.00 WHIP: 1.000	IP: 1.0 WLS: S BF: 4 H: 0 R: 0 ER: 0 SO: 0 BB: 1 IBB: 0 HBP: 0 BLK: 0 WP: 0 HR: 10 S: 18 P: 0 ERA: 0.00 WHIP: 1.000

Philadelphia Phillies @ New York Mets
Citi Field, Flushing, NY
Thu May 07 2009, 7:10 PM EDT
Att: 37,295 - Cloudy - 64 F

AB	35
R	5
H	10
RBI	5
BB	2
SO	0
LOB	13



Batter	1	2	3	4	5	6	7	8	9	AB	R	H	RBI	BB	SO	LOB	BOTTOM			
7 José Reyes, S OBP: 0.326, SLG: 0.351										5	1	1	1	0	2	3				
1 Luis Castillo, S OBP: 0.390, SLG: 0.368										4	1	0	0	1	0	1				
15 Carlos Beltrán, S OBP: 0.479, SLG: 0.598										4	1	1	2	0	0	0				
21 Carlos Delgado, L OBP: 0.378, SLG: 0.469										3	2	2	0	0	0	0				
5 David Wright, R OBP: 0.408, SLG: 0.490										3	2	3	2	1	0	0				
10 Gary Sheffield, R OBP: 0.347, SLG: 0.342										3	0	0	0	1	0	5				
25 Pedro Feliciano, L ERA: 3.75										0	0	0	0	0	0	0				
75 Francisco Rodríguez, R ERA: 1.32										0	0	0	0	0	0	0				
17 Fernando Tatis, R OBP: 0.381, SLG: 0.514										4	0	1	0	0	0	2				
11 Ramon Castro, R OBP: 0.360, SLG: 0.500										4	0	2	2	0	1	1				
9 Omar Santos, R OBP: 0.273, SLG: 0.484										0	0	0	0	0	0	0				
34 Mike Pelfrey, R OBP: 0.091, SLG: 0.100										3	0	0	0	0	0	2				
19 Ryan Church, L OBP: 0.347, SLG: 0.373										1	0	0	0	0	1	1				
Inning Stats	R: 4 E: 0 K: 1 S: 19	H: 3 LOB: 1 BB: 2 P: 36	R: 1 E: 0 K: 0 S: 8	H: 1 LOB: 0 BB: 0 P: 12	R: 2 E: 0 K: 1 S: 21	H: 3 LOB: 2 BB: 0 P: 30	R: 0 E: 0 K: 0 S: 13	H: 2 LOB: 0 BB: 0 P: 19	R: 0 E: 0 K: 1 S: 8	H: 0 LOB: 0 BB: 0 P: 11	R: 0 E: 0 K: 0 S: 4	H: 0 LOB: 0 BB: 0 P: 8	R: 0 E: 0 K: 0 S: 6	H: 0 LOB: 1 BB: 1 P: 11	R: 0 E: 0 K: 1 S: 12	H: 1 LOB: 2 BB: 0 P: 18	1B: 5 2B: 2 3B: 0 HR: 3	SF: 0 SAC: 0 DP: 0 HBP: 1	WP: 1 PB: 0 SB: 1 CS: 0	PA: 38
PITCHER	IP: 2.1 WLS: L BF: 17 H: 7 R: 7 ER: 7 SO: 0 BB: 2 IBB: 0 HBP: 1 BLK: 0 WP: 0 HR: 3 S: 43 P: 69 ERA: 2																			

Batter	1	2	3	4	5	6	7	8	9	AB	R	H	RBI	BB	SO	LOB	TOP			
4 Omar Infante, R OBP: 0.373, SLG: 0.426										5	1	1	1	0	0	0	Atlanta Braves @ Philadelphia Phillies Citizens Bank Park, Philadelphia, PA Fri May 08 2009, 7:05 PM EDT Att: 45,312 - Overcast - 74 F			
19 Yunel Escobar, R OBP: 0.354, SLG: 0.408										3	0	0	0	1	2	0				
10 Chipper Jones, S OBP: 0.430, SLG: 0.481										3	1	1	0	1	0	0				
18 Garret Anderson, L OBP: 0.233, SLG: 0.275										4	1	1	0	0	1	2				
16 Brian McCann, L OBP: 0.345, SLG: 0.409										3	1	1	2	1	0	2				
7 Jeff Francoeur, R OBP: 0.303, SLG: 0.431										4	1	1	0	0	1	1				
22 Casey Kotchman, L OBP: 0.373, SLG: 0.480										4	1	1	3	0	0	0				
24 Jordan Schafer, L OBP: 0.371, SLG: 0.358										3	0	0	0	1	2	0				
37 Jo-Jo Reyes, L 40 James Parr, R 14 Martin Prado, R 34 Eric O'Flaherty, L 30 Jeff Bennett, R 20 Greg Norton, S										2	0	0	0	0	2	0				
Inning Stats	R: 0 E: 0 K: 1 S: 8	H: 0 LOB: 0 BB: 0 P: 11	R: 0 E: 0 K: 2 S: 13	H: 0 LOB: 0 BB: 0 P: 17	R: 0 E: 0 K: 2 S: 9	H: 0 LOB: 0 BB: 0 P: 15	R: 2 E: 0 K: 1 S: 13	H: 3 LOB: 1 BB: 0 P: 16	R: 0 E: 0 K: 0 S: 12	H: 0 LOB: 2 BB: 2 P: 21	R: 0 E: 0 K: 0 S: 8	H: 0 LOB: 1 BB: 1 P: 15	R: 1 E: 0 K: 0 S: 9	H: 1 LOB: 0 BB: 0 P: 12	R: 3 E: 0 K: 2 S: 16	H: 2 LOB: 0 BB: 1 P: 25		1B: 2 2B: 2 3B: 0 HR: 2	SF: 0 SAC: 0 DP: 0 HBP: 0	WP: 0 PA: 37
PITCHER	IP WLS BF H R ER SO BB IBB HBP BLK WP HR S P ERA WHIP	6.0 W 23 3 2 2 7 2 0 0 0 0 0 0 8 95 3.00 0.833	1.0 4 0 0 0 0 1 0 0 0 0 0 1 9 12 0.00 1.000	1.0 4 1 1 0 0 0 0 0 0 0 0 0 1 16 25 27.00 3.000																

AB	33
R	6
H	6
RBI	6
BB	4
SO	9
LOB	6



Batter	1	2	3	4	5	6	7	8	9	AB	R	H	RBI	BB	SO	LOB	BOTTOM	
11 Jimmy Rollins, S OBP: 0.248, SLG: 0.289										5	0	1	2	0	0	3	Atlanta Braves @ Philadelphia Phillies Citizens Bank Park, Philadelphia, PA Fri May 08 2009, 7:05 PM EDT Att: 45,312 - Overcast - 74 F	
8 Shane Victorino, S OBP: 0.333, SLG: 0.496										5	0	0	0	0	0	4		
26 Chase Utley, L OBP: 0.450, SLG: 0.629										4	1	1	1	0	3	0		
6 Ryan Howard, L OBP: 0.372, SLG: 0.542										4	1	1	0	0	2	0		
28 Jayson Werth, R OBP: 0.397, SLG: 0.577										2	3	1	2	1	0	0		
29 Raul Ibanez, L OBP: 0.400, SLG: 0.660										4	1	1	0	0	1	1		
7 Pedro Feliz, R OBP: 0.362, SLG: 0.436										4	1	1	1	0	0	1		
27 Chris Coste, R OBP: 0.315, SLG: 0.348										2	2	1	1	2	0	0		
35 Cole Hamels, L 9 Miguel Cairo, R 57 Jack Taschner, L 55 Clay Condrey, R 19 Greg Dobbs, L 54 Brad Lidge, R										2	1	0	0	0	1	1		
Inning Stats	R: 0 E: 0 K: 1 S: 6	H: 1 LOB: 1 BB: 2 P: 28	R: 2 E: 0 K: 2 S: 12	H: 2 LOB: 0 BB: 0 P: 19	R: 1 E: 0 K: 1 S: 8	H: 1 LOB: 0 BB: 0 P: 12	R: 1 E: 0 K: 1 S: 11	H: 1 LOB: 0 BB: 0 P: 18	R: 0 E: 0 K: 0 S: 11	H: 0 LOB: 0 BB: 0 P: 16	R: 0 E: 0 K: 1 S: 8	H: 0 LOB: 0 BB: 0 P: 12	R: 2 E: 0 K: 0 S: 18	H: 3 LOB: 3 BB: 1 P: 31	1B: 2 2B: 3 3B: 0 HR: 3	SF: 0 SAC: 0 DP: 0 HBP: 1		WP: 0 PA: 38
PITCHER	IP WLS BF H R ER SO BB IBB HBP BLK WP HR S P ERA WHIP	5.0 L 24 8 4 0 0 0 2 0 0 0 0 0 0 11 16 0.00 0.000	1.0 3 0 0 0 0 0 0 0 0 0 0 0 0 8 12 0.00 0.000	1.0 3 0 0 0 1 0 0 0 0 0 0 0 0 18 31 18.00 4.000														



Batter	1	2	3	4	5	6	7	8	9	AB	R	H	RBI	BB	SO	LOB	TOP										
2 Kelly Johnson, L OBP: 0.316, SLG: 0.402	F7		K		19 HR		F8		FC3-6	5	1	1	1	0	1	2											
19 Yunel Escobar, R OBP: 0.347, SLG: 0.426	G5-3		G5-3		2B			G6-3	G4-3	5	1	1	2	0	0	2											
10 Chipper Jones, S OBP: 0.423, SLG: 0.471	F8		F8		HR			16 HR		4	1	1	0	0	1	0											
18 Garret Anderson, L OBP: 0.234, SLG: 0.256		7 1B		F8	G4-3			L9		3	1	0	0	1	0	1											
16 Brian McCann, L OBP: 0.373, SLG: 0.500		7 1B						HR		4	1	3	2	0	0	0											
22 Casey Kotchman, L OBP: 0.360, SLG: 0.462				F8				K		4	0	0	0	0	2	3											
7 Jeff Francoeur, R OBP: 0.302, SLG: 0.425				F8			P4			4	0	1	1	0	0	1											
24 Jordan Schafer, L OBP: 0.367, SLG: 0.364					G3			G4-3		4	0	1	0	0	1	2											
33 Javier Vazquez, R OBP: 0.133, SLG: 0.143								G5-3		3	1	1	0	0	0	2											
34 Eric O'Flaherty, L OBP: 0.379, SLG: 0.500									2 FC3-6	0	0	0	0	0	0	0											
14 Martin Prado, R OBP: 0.379, SLG: 0.500									2 FC3-6	0	0	0	0	1	0	0											
51 Michael Gonzalez, R OBP: 0.358, SLG: 0.432										0	0	0	0	0	0	0											
Inning Stats	R: 0 E: 0 K: 0 S: 4	H: 0 LOB: 0 BB: 0 P: 7	R: 1 E: 0 K: 2 S: 13	H: 2 LOB: 2 BB: 1 P: 21	R: 0 E: 0 K: 1 S: 11	H: 0 LOB: 0 BB: 0 P: 14	R: 0 E: 0 K: 0 S: 9	H: 1 LOB: 1 BB: 0 P: 13	R: 3 E: 0 K: 1 S: 19	H: 3 LOB: 0 BB: 0 P: 28	R: 0 E: 0 K: 0 S: 5	H: 0 LOB: 0 BB: 0 P: 6	R: 0 E: 0 K: 0 S: 6	H: 0 LOB: 0 BB: 0 P: 8	R: 2 E: 0 K: 1 S: 9	H: 2 LOB: 0 BB: 0 P: 13	R: 0 E: 0 K: 0 S: 13	H: 1 LOB: 2 BB: 1 P: 23	1B: 4 2B: 3 3B: 0 HR: 2	SF: 0 SAC: 0 DP: 0 HBP: 0	WP: 0 PB: 0 SB: 0 CS: 0	PA: 38					
PITCHER	IP	WLS	BF	H	R	ER	SO	BB	IBB	HBP	BLK	WP	HR	S	P	ERA	WHIP										
56 Joe Blanton, R ERA: 6.82	8.0	L	33	8	6	6	5	1	0	0	0	0	2	76	110	6.75	1.125										
47 Scott Eyre, L ERA: 5.4	1.0		5	1	0	0	0	1	0	0	0	0	0	13	23	0.00	2.000										

Atlanta Braves @ Philadelphia Phillies
Citizens Bank Park, Philadelphia, PA
Sat May 09 2009, 3:40 PM EDT
Att: 45,339 - Partly Cloudy - 82 F

AB 36
R 6
H 9
RBI 6
BB 2
SO 5
LOB 13

Batter	1	2	3	4	5	6	7	8	9	AB	R	H	RBI	BB	SO	LOB	BOTTOM										
11 Jimmy Rollins, S OBP: 0.240, SLG: 0.280	F8		F8				F7		K	4	0	0	0	0	1	1											
8 Shane Victorino, S OBP: 0.323, SLG: 0.479	G5-3			L9			G5-3		F7	4	0	0	0	0	0	0											
26 Chase Utley, L OBP: 0.452, SLG: 0.667					HR		G4-3		2B	4	1	2	1	0	1	0											
6 Ryan Howard, L OBP: 0.360, SLG: 0.523		P5			K		F8		G4-3	4	0	0	0	0	1	1											
28 Jayson Werth, R OBP: 0.395, SLG: 0.570					K		K			3	0	1	0	0	2	0											
29 Raul Ibanez, L OBP: 0.398, SLG: 0.679									HR	3	1	1	1	0	0	1											
19 Greg Dobbs, L OBP: 0.214, SLG: 0.154										3	0	0	0	0	1	0											
47 Scott Eyre, L ERA: 5.4										0	0	0	0	0	0	0											
27 Chris Coste, R OBP: 0.316, SLG: 0.367										3	0	1	0	0	2	0											
56 Joe Blanton, R ERA: 3.88										2	0	0	0	0	0	1											
12 Matt Stairs, L OBP: 0.421, SLG: 0.667										0	0	0	0	0	0	0											
7 Pedro Feliz, R OBP: 0.358, SLG: 0.432										1	0	0	0	0	0	0											
Inning Stats	R: 0 E: 0 K: 1 S: 8	H: 0 LOB: 0 BB: 0 P: 14	R: 0 E: 0 K: 0 S: 9	H: 1 LOB: 0 BB: 0 P: 13	R: 0 E: 0 K: 0 S: 12	H: 1 LOB: 1 BB: 0 P: 18	R: 1 E: 0 K: 2 S: 14	H: 1 LOB: 0 BB: 0 P: 22	R: 0 E: 0 K: 0 S: 7	H: 0 LOB: 0 BB: 0 P: 11	R: 0 E: 0 K: 0 S: 5	H: 0 LOB: 0 BB: 0 P: 7	R: 0 E: 0 K: 1 S: 6	H: 0 LOB: 0 BB: 0 P: 12	R: 1 E: 0 K: 2 S: 17	H: 1 LOB: 0 BB: 0 P: 25	R: 0 E: 0 K: 1 S: 9	H: 1 LOB: 1 BB: 0 P: 16	1B: 1 2B: 2 3B: 0 HR: 2	SF: 0 SAC: 0 DP: 1 HBP: 0	WP: 0 PB: 0 SB: 0 CS: 0	PA: 31					
PITCHER	IP	WLS	BF	H	R	ER	SO	BB	IBB	HBP	BLK	WP	HR	S	P	ERA	WHIP										
33 Javier Vazquez, R ERA: 2.38	0.1		1	0	0	0	0	0	0	0	0	0	0	4	7	0.00	0.000										
51 Michael Gonzalez, L ERA: 3.56	1.0		4	1	0	0	1	0	0	0	0	0	0	9	16	0.00	1.000										

Atlanta Braves @ Philadelphia Phillies
Citizens Bank Park, Philadelphia, PA
Sat May 09 2009, 3:40 PM EDT
Att: 45,339 - Partly Cloudy - 82 F

AB 31
R 2
H 5
RBI 2
BB 0
SO 8
LOB 4

Batter	1	2	3	4	5	6	7	8	9	AB	R	H	RBI	BB	SO	LOB	TOP			
2 Kelly Johnson, L (1,4) OBP: 0.327, SLG: 0.404 4 Omar Infante, R (7,PH) OBP: 0.364, SLG: 0.414										2	1	1	0	0	0	1				
19 Yunel Escobar, R (1,6) OBP: 0.350, SLG: 0.420										4	1	1	0	0	0	4				
10 Chipper Jones, S (1,5) OBP: 0.417, SLG: 0.655 34 Eric O'Flaherty, L (7,1) OBP: 0.327, SLG: 0.414 51 Michael Gonzalez, R (8,1) OBP: 0.329, SLG: 0.500 20 Greg Norton, S (9,PH) OBP: 0.350, SLG: 0.150 Rafael Soriano, R (9,1)										3	0	0	0	0	1	1				
18 Garret Anderson, L (1,7) OBP: 0.250, SLG: 0.277										4	1	2	1	0	0	1				
16 Brian McCann, L (1,2) OBP: 0.375, SLG: 0.481										4	0	1	0	1	1	3				
22 Casey Kotchman, L (1,3) OBP: 0.370, SLG: 0.486										5	0	3	3	0	0	4				
7 Jeff Francoeur, R (1,9) OBP: 0.290, SLG: 0.408										5	0	0	0	0	1	6				
24 Jordan Schafer, L (1,8) OBP: 0.363, SLG: 0.353										3	0	0	0	1	1					
11 Kenshin Kawakami, R (1,1) OBP: 0.273, SLG: 0.273 14 Martin Prado, R (7,5) OBP: 0.355, SLG: 0.545										2	0	1	0	0	0	1				
Inning Stats	R: 1 E: 0 K: 1 S: 14	H: 1 LOB: 2 BB: 1 P: 25	R: 0 E: 0 K: 0 S: 9	H: 1 LOB: 2 BB: 0 P: 17	R: 0 E: 0 K: 0 S: 11	H: 2 LOB: 2 BB: 0 P: 21	R: 0 E: 0 K: 0 S: 6	H: 0 LOB: 1 BB: 1 P: 10	R: 0 E: 0 K: 1 S: 7	H: 1 LOB: 1 BB: 0 P: 9	R: 2 E: 0 K: 0 S: 11	H: 3 LOB: 2 BB: 1 P: 24	R: 0 E: 0 K: 1 S: 11	H: 1 LOB: 1 BB: 0 P: 14	R: 1 E: 0 K: 0 S: 11	H: 1 LOB: 1 BB: 1 P: 20	1B: 7 2B: 3 3B: 0 HR: 0	SF: 1 SAC: 1 DP: 0 HBP: 2	WP: 0 PB: 0 SB: 0 CS: 0	PA: 43
PITCHER	IP WLS BF H R ER SO BB IBB HBP BLK WP HR S P ERA WHIP																			
39 Brett Myers, R (1,1) ERA: 4.81	6.0		27	5	1	1	3	2	0	2	0	0	0	0	55	92	1.50	1.167		
57 Jack Taschner, L (7,1) ERA: 5.14	0.2	L	6	3	2	2	0	1	0	0	0	0	0	0	9	20	27.00	6.000		
37 Chad Durbin, R (7,1) ERA: 3.57	1.1		5	1	0	0	1	0	0	0	0	0	0	0	13	18	0.00	0.750		
54 Brad Lidge, R (9,1) ERA: 8.53	1.0		5	1	1	1	0	1	0	0	0	0	0	0	11	20	9.00	2.000		

Atlanta Braves @ Philadelphia Phillies
Citizens Bank Park, Philadelphia, PA

AB 35
R 4
H 10
RBI 4
BB 4
SO 4
LOB 23



WP: 0 PA: 43
PB: 0
SB: 0
CS: 0

Sun May 10 2009, 12:35 PM EDT
Att: 45,343 - Sunny - 68 F

livebaseballscorecards.com

Batter	1	2	3	4	5	6	7	8	9	AB	R	H	RBI	BB	SO	LOB	BOTTOM					
11 Jimmy Rollins, S (1,6) OBP: 0.231, SLG: 0.268										5	0	0	0	0	1	2						
8 Shane Victorino, S (1,8) OBP: 0.319, SLG: 0.464										4	0	0	0	1	0	1						
26 Chase Utley, L (1,4) OBP: 0.437, SLG: 0.639										4	0	0	0	0	2	2						
6 Ryan Howard, L (1,3) OBP: 0.364, SLG: 0.539										4	2	2	0	0	0	0						
29 Raul Ibanez, L (1,7) OBP: 0.386, SLG: 0.655										4	0	0	0	0	0	2						
12 Matt Stairs, L (1,9) OBP: 0.522, SLG: 0.765 4 Eric Bruntlett, R (8,FR) OBP: 0.231, SLG: 0.286										2	0	2	1	2	0	0						
7 Pedro Feliz, R (1,5) OBP: 0.355, SLG: 0.424										4	0	1	1	0	2	3						
51 Carlos Ruiz, R (1,2) OBP: 0.273, SLG: 0.207 9 Miguel Cairo, R (9,PH) OBP: 0.133, SLG: 0.133										2	0	0	0	1	1	2						
39 Brett Myers, R (1,1) ERA: 4.81 19 Greg Maddux, S (5,PH) ERA: 5.78 57 Jack Taschner, L (7,1) ERA: 5.14 37 Chad Durbin, R (7,1) ERA: 3.57 54 Brad Lidge, R (9,1) ERA: 8.53 28 Jayson Werth, R (9,PH) OBP: 0.302, SLG: 0.396										1	0	0	0	1	1	2						
Inning Stats	R: 0 E: 0 K: 0 S: 6	H: 0 LOB: 0 BB: 0 P: 9	R: 1 E: 0 K: 2 S: 15	H: 2 LOB: 2 BB: 1 P: 28	R: 0 E: 0 K: 1 S: 6	H: 0 LOB: 0 BB: 0 P: 9	R: 0 E: 0 K: 1 S: 7	H: 1 LOB: 1 BB: 0 P: 10	R: 0 E: 0 K: 1 S: 8	H: 0 LOB: 2 BB: 2 P: 21	R: 1 E: 0 K: 1 S: 11	H: 2 LOB: 2 BB: 1 P: 18	R: 0 E: 0 K: 1 S: 9	H: 0 LOB: 0 BB: 0 P: 11	R: 0 E: 0 K: 0 S: 9	H: 0 LOB: 1 BB: 1 P: 17	R: 0 E: 0 K: 1 S: 11	H: 1 LOB: 1 BB: 0 P: 12	1B: 3 2B: 3 3B: 0 HR: 0	SF: 0 SAC: 0 DP: 0 HBP: 0	WP: 2 PB: 0 SB: 0 CS: 0	PA: 38
PITCHER	IP WLS BF H R ER SO BB IBB HBP BLK WP HR S P ERA WHIP																					
11 Kenshin Kawakami, R (1,1) ERA: 5.78	6.0		27	5	2	2	6	4	0	0	0	0	0	0	53	95	3.00	1.500				
34 Eric O'Flaherty, L (7,1) ERA: 2.19	1.0	H	3	0	0	0	1	0	0	0	0	0	0	0	9	11	0.00	0.000				
51 Michael Gonzalez, R (8,1) ERA: 3.29	1.0	H	4	0	0	0	0	1	0	0	0	0	0	0	9	17	0.00	1.000				
Rafael Soriano, R (9,1) ERA: 1.2	1.0	S	4	1	0	0	1	0	0	0	0	0	0	0	11	12	0.00	1.000				

Atlanta Braves @ Philadelphia Phillies
Citizens Bank Park, Philadelphia, PA

AB 33
R 2
H 6
RBI 2
BB 5
SO 8
LOB 17



WP: 2 PA: 38
PB: 0
SB: 0
CS: 0

Sun May 10 2009, 12:35 PM EDT
Att: 45,343 - Sunny - 68 F

livebaseballscorecards.com

Batter	1	2	3	4	5	6	7	8	9	AB	R	H	RBI	BB	SO	LOB	TOP							
9 Juan Pierre, L OBP: 0.456, SLG: 0.500										5	1	1	0	0	0	3	Los Angeles Dodgers @ Philadelphia Phillies Citizens Bank Park, Philadelphia, PA Tue May 12 2009, 7:05 PM EDT Att: 45,191 - Partly Cloudy - 67 F							
15 Rafael Furcal, S OBP: 0.303, SLG: 0.300										4	0	0	0	0	1	2								
13 Orlando Hudson, S OBP: 0.424, SLG: 0.526										4	1	3	1	0	1	1								
16 Andre Ethier, L OBP: 0.395, SLG: 0.488										4	0	1	0	0	0	2								
55 Russell Martin, R OBP: 0.386, SLG: 0.318										4	0	1	0	0	1	1								
7 James Loney, L OBP: 0.345, SLG: 0.320										4	1	1	0	0	0	2								
27 Matt Kemp, R OBP: 0.341, SLG: 0.476										4	0	1	1	0	1	1								
23 Casey Blake, R OBP: 0.344, SLG: 0.491										4	0	1	0	0	2	2								
22 Clayton Kershaw, L OBP: 0.297, SLG: 0.152										2	0	1	0	0	0	0								
52 James McDonald, L ERA: 3.44										2	0	0	0	0	0	0								
3 Xavier Paul, L OBP: 0.333, SLG: 0.333										1	0	0	0	0	0	0								
43 Will Ohman, L OBP: 0.299, SLG: 0.088										0	0	0	0	0	0	0								
54 Ronald Belisario, R OBP: 0.299, SLG: 0.088										0	0	0	0	0	0	0								
5 Mark Loretta, R OBP: 0.299, SLG: 0.088										0	0	0	0	0	0	0								
14 Juan Castro, R OBP: 0.299, SLG: 0.088										0	0	0	0	0	0	0								
Inning Stats	R: 1 E: 0 K: 0 S: 13	H: 3 LOB: 1 BB: 0 P: 26	R: 0 E: 0 K: 2 S: 8	H: 0 LOB: 0 BB: 0 P: 12	R: 0 E: 0 K: 0 S: 5	H: 0 LOB: 0 BB: 0 P: 7	R: 1 E: 0 K: 0 S: 15	H: 3 LOB: 2 BB: 0 P: 22	R: 0 E: 0 K: 1 S: 13	H: 1 LOB: 1 BB: 0 P: 20	R: 0 E: 0 K: 0 S: 9	H: 0 LOB: 0 BB: 0 P: 14	R: 0 E: 0 K: 1 S: 5	H: 0 LOB: 0 BB: 0 P: 9	R: 0 E: 0 K: 1 S: 12	H: 1 LOB: 1 BB: 0 P: 17	R: 1 E: 0 K: 1 S: 16	H: 3 LOB: 2 BB: 0 P: 24	1B: 9 2B: 2 3B: 0 HR: 0	SF: 0 SAC: 0 DP: 0 HBP: 0	WP: 0 PB: 0 SB: 0 CS: 0	PA: 37		
PITCHER	IP WLS BF H R ER SO BB IBB HBP BLK WP HR S P ERA WHIP	6.0 W 24 7 2 2 3 0 0 0 0 0 0 0 63 101 3.00 1.167	0.2 H 2 0 0 0 1 0 0 0 0 0 0 0 4 6 0.00 0.000	0.1 H 1 0 0 0 0 0 0 0 0 0 0 0 1 3 0.00 0.000	1.0 H 4 1 0 0 1 0 0 0 0 0 0 0 12 17 0.00 1.000	1.0 S 6 3 1 1 1 0 0 0 0 0 0 0 16 24 9.00 3.000																		

Batter	1	2	3	4	5	6	7	8	9	AB	R	H	RBI	BB	SO	LOB	BOTTOM					
8 Shane Victorino, S OBP: 0.315, SLG: 0.454										5	0	1	1	0	0	6	Los Angeles Dodgers @ Philadelphia Phillies Citizens Bank Park, Philadelphia, PA Tue May 12 2009, 7:05 PM EDT Att: 45,191 - Partly Cloudy - 67 F					
26 Chase Utley, L OBP: 0.419, SLG: 0.608										5	0	0	0	0	2	6						
28 Jayson Werth, R OBP: 0.395, SLG: 0.562										4	2	2	0	0	0	1						
6 Ryan Howard, L OBP: 0.361, SLG: 0.525										3	1	0	0	1	2	1						
11 Jimmy Rollins, S OBP: 0.239, SLG: 0.270										3	1	1	1	1	0	0						
29 Raul Ibanez, L OBP: 0.397, SLG: 0.661										2	0	1	2	1	1	0						
7 Pedro Feliz, R OBP: 0.377, SLG: 0.424										0	1	0	0	4	0	0						
51 Carlos Ruiz, R OBP: 0.278, SLG: 0.194										2	0	0	0	1	0	5						
61 Chan Ho Park, R OBP: 0.206, SLG: 0.600										1	0	0	0	0	1	2						
19 Chad Kershaw, L ERA: 5.21										1	0	0	0	0	0	2						
37 Chad Durbin, R ERA: 6.87										0	0	0	0	0	0	0						
47 Scott Eyre, L ERA: 5.21										0	0	0	0	0	0	0						
46 Ryan Madson, L ERA: 5.21										0	0	0	0	0	0	0						
12 Matt Stairs, L ERA: 5.21										0	0	0	0	0	0	0						
4 Eric Bruntlett, L ERA: 5.21										0	0	0	0	0	0	0						
54 Brad Lidge, R ERA: 3.05										0	0	0	0	0	0	0						
Inning Stats	R: 0 E: 0 K: 0 S: 6	H: 1 LOB: 0 BB: 0 P: 8	R: 0 E: 0 K: 2 S: 8	H: 0 LOB: 0 BB: 0 P: 12	R: 1 E: 0 K: 1 S: 12	H: 0 LOB: 1 BB: 2 P: 24	R: 3 E: 1 K: 2 S: 26	H: 3 LOB: 3 BB: 2 P: 43	R: 0 E: 0 K: 0 S: 6	H: 0 LOB: 2 BB: 1 P: 14	R: 1 E: 0 K: 1 S: 15	H: 1 LOB: 3 BB: 3 P: 33	R: 0 E: 0 K: 0 S: 4	H: 1 LOB: 1 BB: 0 P: 8	1B: 5 2B: 1 3B: 0 HR: 0	SF: 0 SAC: 2 DP: 2 HBP: 1	WP: 0 PB: 0 SB: 6 CS: 0	PA: 38				
PITCHER	IP WLS BF H R ER SO BB IBB HBP BLK WP HR S P ERA WHIP	5.0 L 24 4 4 4 4 0 0 0 0 0 0 0 5 10 0.00 1.000	1.0 4 0 0 0 0 1 0 0 0 0 0 0 5 10 0.00 1.000	0.2 5 1 1 1 1 1 1 0 0 0 0 0 10 22 13.50 3.000	1.1 5 1 0 0 0 1 0 0 0 0 0 0 9 19 0.00 1.500																	



Batter	1	2	3	4	5	6	7	8	9	10	11	12	AB	R	H	RBI	BB	SO	LOB	TOP								
11 Jimmy Rollins, S OBP: 0.240, SLG: 0.291	G6-3		1B	P4		8 1B 6 HR 8 S	G5-3	K		K2-3			6	1	1	0	1	2	4									
8 Shane Victorino, S OBP: 0.296, SLG: 0.418	G6-3		F8	F7		6 HR 1B		G4-3		G4-3		G4-3	7	1	2	0	0	0	1									
26 Chase Utley, L OBP: 0.421, SLG: 0.559	F8		G4-3			29 HBP 7 1B	K						3	2	0	0	2	1	3									
6 Ryan Howard, L OBP: 0.336, SLG: 0.500		K		F7		K		F8		K			6	2	1	3	1	3	4									
28 Jayson Werth, R OBP: 0.388, SLG: 0.517	G4-3			29 1B BB		F7	F7	FC5-4		K			5	1	0	0	2	1	4									
29 Raul Ibanez, L OBP: 0.418, SLG: 0.672		7 1B 51 1B				7 1B 51 1B							6	3	4	2	0	0	0									
7 Pedro Feliz, R OBP: 0.383, SLG: 0.423		51 1B 56 2-1		L4									5	0	4	2	2	0	2									
51 Carlos Ruiz, R OBP: 0.431, SLG: 0.390					P6								6	0	3	2	1	1	4									
66 Joe Blanton, R ERA: 4.7 4 Eric Bruntz, L ERA: 4.66 12 Matt Stairs, L ERA: 4.7 46 Ryan Madson, R ERA: 2.16 94 Ryan Howard, L ERA: 3.36 87 Clayton Kershaw, R ERA: 3.36 83 J.A. Happ, L ERA: 2.49		2-1	G5-3		L9	F8	K		F9				2	0	0	0	0	0	0									
Inning Stats	R: 0 E: 0 K: 8	H: 0 LOB: 0 BB: 13	R: 1 E: 0 K: 17	H: 3 LOB: 2 BB: 30	R: 0 E: 0 K: 9	H: 1 LOB: 1 BB: 13	R: 0 E: 0 K: 8	H: 0 LOB: 0 BB: 13	R: 2 E: 0 K: 12	H: 2 LOB: 1 BB: 22	R: 3 E: 0 K: 24	H: 4 LOB: 3 BB: 43	R: 0 E: 0 K: 11	H: 0 LOB: 2 BB: 23	R: 0 E: 0 K: 15	H: 0 LOB: 1 BB: 22	R: 0 E: 0 K: 10	H: 0 LOB: 1 BB: 14	R: 0 E: 0 K: 11	H: 1 LOB: 2 BB: 18	R: 4 E: 0 K: 17	H: 2 LOB: 1 BB: 33	1B: 14 2B: 1 3B: 0 HR: 1	SF: 0 SAC: 0 DP: 0 HBP: 3	WP: 0 PB: 0 SB: 3 CS: 0	PA: 63		
PITCHER	IP WLS BF	H R ER	SO BB P	BB IBB HBP BLK	WP HR S P	HR S P ERA WHIP	IP WLS BF	H R ER SO	BB IBB HBP BLK	WP HR S P	HR S P ERA WHIP	IP WLS BF	H R ER SO	BB IBB HBP BLK	WP HR S P	HR S P ERA WHIP	IP WLS BF	H R ER SO	BB IBB HBP BLK	WP HR S P	HR S P ERA WHIP	IP WLS BF	H R ER SO	BB IBB HBP BLK	WP HR S P	HR S P ERA WHIP		
31 John Lannan, L ERA: 4.9	5.2	3	20	2	0	100	4.76	1.235																				
49 Garrett Mock, R ERA: 4.66	0.0	1	0	0	0	∞	∞	∞																				
41 Ron Villone, L ERA: 4.66	0.1	1	0	0	0	0	0.00	0.000																				
43 Jesus Colome, R ERA: 4.7	0.0	2	2	0	0	6	11	∞																				
97 Joe Beimel, L ERA: 5.25	0.2	5	1	1	1	20	13.50	4.500																				

Philadelphia Phillies @ Washington Nationals
Nationals Park, Washington, DC
Fri May 15 2009, 7:05 PM EDT
Att. 23,430 - Partly Cloudy - 78 F

AB 51
R 10
H 16
RBI 9
BB 9
SO 9
LOB 30



Batter	1	2	3	4	5	6	7	8	9	10	11	12	AB	R	H	RBI	BB	SO	LOB	BOTTOM								
15 Cristian Guzman, S OBP: 0.377, SLG: 0.481	K		G4-3	K		G6-3			G4-3				6	0	1	0	0	2	0									
24 Nick Johnson, L OBP: 0.422, SLG: 0.444	44 BB 1B		11 WP 11 1B BB	G4-3				HBP	44 FC5 11 1B BB				3	1	1	0	2	1	1									
11 Ryan Zimmerman, R OBP: 0.411, SLG: 0.611	P3		25 BB 6 BB 1B					K	22 E 44 FC5 1B				6	2	3	1	0	2	3									
44 Adam Dunn, L OBP: 0.447, SLG: 0.622			6 BB 23 1B BB					P2	FC5 22 E 1B				3	2	0	0	3	1	3									
34 Elijah Dukes, R OBP: 0.344, SLG: 0.464			F9	F8				F7	E4 2B				3	0	0	0	0	1	6									
22 Willie Harris, L OBP: 0.387, SLG: 0.412	K												3	0	1	2	0	0	0									
25 Austin Kearns, R OBP: 0.370, SLG: 0.425	K		6 BB 23 1B BB			G5-3	G2-3		K				4	1	0	0	1	2	1									
6 Anderson Hernandez, S OBP: 0.365, SLG: 0.325	G1-3		23 1B BB			L4		B1		F7			5	0	0	1	1	0	1									
23 Wil Nieves, R OBP: 0.333, SLG: 0.324						G6-3		K		F9			5	0	2	2	1	1	0									
31 Jonny Lee, L ERA: 4.7 41 Ryan Madson, R ERA: 2.16 12 Matt Stairs, L ERA: 4.7 60 Julian Hernandez, L ERA: 3.36 94 Ryan Howard, L ERA: 3.36 87 Clayton Kershaw, R ERA: 3.36 83 J.A. Happ, L ERA: 2.49								L4					2	0	0	0	0	0	0									
Inning Stats	R: 0 E: 0 K: 17	H: 1 LOB: 2 BB: 26	R: 0 E: 0 K: 11	H: 1 LOB: 1 BB: 16	R: 4 E: 0 K: 18	H: 2 LOB: 2 BB: 36	R: 0 E: 0 K: 10	H: 1 LOB: 2 BB: 17	R: 0 E: 0 K: 8	H: 0 LOB: 0 BB: 13	R: 0 E: 0 K: 12	H: 0 LOB: 0 BB: 43	R: 2 E: 1 K: 11	H: 2 LOB: 1 BB: 21	R: 0 E: 0 K: 10	H: 0 LOB: 0 BB: 14	R: 0 E: 0 K: 11	H: 1 LOB: 1 BB: 18	R: 0 E: 0 K: 15	H: 0 LOB: 2 BB: 33	1B: 6 2B: 2 3B: 0 HR: 0	SF: 0 SAC: 0 DP: 0 HBP: 2	WP: 1 PB: 0 SB: 0 CS: 0	PA: 54				
PITCHER	IP WLS BF	H R ER	SO BB P	BB IBB HBP BLK	WP HR S P	HR S P ERA WHIP	IP WLS BF	H R ER SO	BB IBB HBP BLK	WP HR S P	HR S P ERA WHIP	IP WLS BF	H R ER SO	BB IBB HBP BLK	WP HR S P	HR S P ERA WHIP	IP WLS BF	H R ER SO	BB IBB HBP BLK	WP HR S P	HR S P ERA WHIP	IP WLS BF	H R ER SO	BB IBB HBP BLK	WP HR S P	HR S P ERA WHIP		
56 Joe Blanton, R ERA: 4.7	5.0	4	5	5	1	102	7.20	2.000																				
37 Chad Durbin, R ERA: 3.98	1.0	4	0	0	0	8	13	0.000																				
47 Scott Eyre, L ERA: 3.98	0.2	2	0	0	0	5	8	0.000																				
46 Ryan Madson, R ERA: 2.16	1.1	4	0	0	0	10	13	0.000																				
54 Brad Lidge, R ERA: 9.19	1.0	6	2	2	1	21	18.00	3.000																				

Philadelphia Phillies @ Washington Nationals
Nationals Park, Washington, DC
Fri May 15 2009, 7:05 PM EDT
Att. 23,430 - Partly Cloudy - 78 F

AB 44
R 6
H 8
RBI 6
BB 8
SO 11
LOB 20



Batter	1	2	3	4	5	6	7	8	9	AB	R	H	RBI	BB	SO	LOB	TOP		
11 Jimmy Rollins, S OBP: 0.264, SLG: 0.318										3	2	2	0	1	0	0	Philadelphia Phillies @ Washington Nationals Nationals Park, Washington, DC Sat May 16 2009, 7:05 PM EDT Att: 23,896 - Cloudy - 74 F		
26 Chase Utley, L OBP: 0.438, SLG: 0.588										3	2	3	1	1	0	0			
29 Raul Ibanez, L OBP: 0.344, SLG: 0.735										3	1	2	3	1	0	1			
6 Ryan Howard, L OBP: 0.344, SLG: 0.525										4	2	2	2	0	0	5			
12 Matt Stairs, L OBP: 0.500, SLG: 0.636										2	0	0	0	1	0	2			
8 Shane Victorino, S OBP: 0.299, SLG: 0.412										2	0	0	0	1	1	0			
19 Greg Dobbs, L OBP: 0.200, SLG: 0.125										3	0	0	0	0	0	3			
51 Carlos Ruiz, R OBP: 0.426, SLG: 0.372										2	0	0	1	1	1	0			
48 Drew Carpenter, R 55 Clay Condrey, R										3	0	0	0	0	1	3			
										0	0	0	0	0	0	0			
Inning Stats	R: 0 E: 0 K: 0 S: 10	H: 1 LOB: 2 BB: 1 P: 17	R: 0 E: 0 K: 1 S: 6	H: 0 LOB: 0 BB: 0 P: 9	R: 3 E: 0 K: 0 S: 12	H: 3 LOB: 0 BB: 0 P: 24	R: 0 E: 0 K: 1 S: 7	H: 0 LOB: 0 BB: 0 P: 11	R: 4 E: 0 K: 1 S: 26	H: 4 LOB: 3 BB: 3 P: 46	R: 0 E: 0 K: 0 S: 6	H: 1 LOB: 3 BB: 2 P: 19							1B: 3 SF: 0 2B: 3 SAC: 0 3B: 1 DP: 0 HR: 2 HBP: 0
PITCHER	IP WLS BF H R ER SO BB IBB HBP BLK WP HR S P ERA WHIP																		
45 Daniel Cabrera, R ERA: 5.95	5.0 L 27 8 7 7 3 4 0 0 0 1 2 61 107 12.60 2.400																		
41 Ron Villone, L ERA:	0.0 4 1 0 0 0 2 0 0 0 0 0 6 19 ∞ ∞																		

Batter	1	2	3	4	5	6	7	8	9	AB	R	H	RBI	BB	SO	LOB	BOTTOM	
15 Cristian Guzman, S OBP: 0.372, SLG: 0.487										3	1	1	0	0	0	1	Philadelphia Phillies @ Washington Nationals Nationals Park, Washington, DC Sat May 16 2009, 7:05 PM EDT Att: 23,896 - Cloudy - 74 F	
24 Nick Johnson, L OBP: 0.408, SLG: 0.432										3	0	1	1	0	1	1		
11 Ryan Zimmerman, R OBP: 0.418, SLG: 0.623										1	1	0	0	2	0	1		
44 Adam Dunn, L OBP: 0.433, SLG: 0.595										3	0	1	0	0	1	2		
16 Josh Willingham, R OBP: 0.349, SLG: 0.543										2	1	2	0	1	0	0		
22 Willie Harris, L OBP: 0.408, SLG: 0.421										2	1	1	2	0	1	2		
10 Ronnie Belliard, R OBP: 0.240, SLG: 0.333										3	1	2	1	0	0	3		
23 Wil Nieves, R OBP: 0.333, SLG: 0.324										3	0	1	1	0	1	1		
45 Daniel Cabrera, R 13 Alex Cintron, S 41 Ron Villone, L										1	0	0	0	0	1	0		
										0	0	0	0	0	0	0		
Inning Stats	R: 1 E: 0 K: 0 S: 12	H: 3 LOB: 3 BB: 1 P: 25	R: 0 E: 0 K: 1 S: 6	H: 0 LOB: 0 BB: 0 P: 8	R: 0 E: 0 K: 2 S: 14	H: 1 LOB: 2 BB: 1 P: 26	R: 1 E: 0 K: 0 S: 12	H: 2 LOB: 1 BB: 0 P: 17	R: 3 E: 0 K: 3 S: 23	H: 3 LOB: 1 BB: 1 P: 33	R: 0 E: 0 K: 0 S: 6	H: 0 LOB: 0 BB: 0 P: 19						1B: 5 SF: 0 2B: 3 SAC: 1 3B: 1 DP: 1 HR: 0 HBP: 1
PITCHER	IP WLS BF H R ER SO BB IBB HBP BLK WP HR S P ERA WHIP																	
48 Drew Carpenter, R ERA: 10.38	4.1 W 24 8 5 5 4 3 0 0 1 0 0 59 99 10.38 2.538																	
55 Clay Condrey, R ERA: 2.61	0.2 S 3 1 0 0 2 0 0 0 0 0 0 8 10 0.00 1.500																	

Batter	1	2	3	4	5	6	7	8	9	AB	R	H	RBI	BB	SO	LOB	TOP					
11 Jimmy Rollins, S OBP: 0.262, SLG: 0.317	F7		K		P6			G5-3		4	0	0	0	0	1	1						
26 Chase Utley, L OBP: 0.427, SLG: 0.560	F7		G4-3				F7	F9		4	0	0	0	0	0	1						
29 Raul Ibanez, L OBP: 0.411, SLG: 0.707	K			HR			K		G4-3	4	1	1	1	0	2	0						
6 Ryan Howard, L OBP: 0.353, SLG: 0.537		F9		2B			BB		K	3	0	1	0	1	1	0						
28 Jayson Werth, R OBP: 0.376, SLG: 0.507		K		K			K		G6-3	4	0	0	0	0	3	2						
8 Shane Victorino, S OBP: 0.309, SLG: 0.420				2B	BB					2	0	1	0	1	0	0						
7 Pedro Feliz, R OBP: 0.375, SLG: 0.425				BB	G6-4-3					3	0	0	0	0	2	3						
27 Chris Coste, R OBP: 0.333, SLG: 0.414										3	0	1	0	0	1	0						
50 Jamie Moyer, L OBP: 0.412, SLG: 0.100										1	0	0	0	0	0	0						
37 Chad Durbin, R OBP: 0.333, SLG: 0.333										0	0	0	0	0	0	0						
53 Sergio Escalona, L ERA: 0.64										0	0	0	0	0	0	0						
4 Eric Bruntlett, R OBP: 0.200, SLG: 0.267										1	0	0	0	0	0	0						
57 Jack Taschner, L ERA: 2.12										0	0	0	0	0	0	0						
Inning Stats	R: 0 E: 0 K: 1 S: 9	H: 0 LOB: 0 BB: 0 P: 15	R: 0 E: 0 K: 2 S: 11	H: 1 LOB: 1 BB: 0 P: 18	R: 0 E: 0 K: 1 S: 9	H: 1 LOB: 1 BB: 0 P: 13	R: 1 E: 0 K: 1 S: 10	H: 2 LOB: 1 BB: 1 P: 20	R: 0 E: 0 K: 0 S: 8	H: 0 LOB: 0 BB: 0 P: 9	R: 0 E: 0 K: 2 S: 16	H: 0 LOB: 1 BB: 1 P: 22	R: 0 E: 0 K: 2 S: 9	H: 0 LOB: 0 BB: 0 P: 12	R: 0 E: 0 K: 0 S: 8	H: 0 LOB: 0 BB: 0 P: 12	R: 0 E: 0 K: 1 S: 8	H: 0 LOB: 0 BB: 0 P: 12	1B: 0 2B: 3 3B: 0 HR: 1	SF: 0 SAC: 1 DP: 1 HBP: 0	WP: 0 PB: 0 SB: 0 CS: 0	PA: 32
PITCHER	IP WLS BF H R ER SO BB IBB HBP BLK WP HR S P ERA WHIP																					
39 Aaron Harang, R ERA: 3.19	(1, 1)	7.0 W 26 4 1 1 9 2 0 0 0 0 0 1 72 109 1.29 0.857																				
53 Arthur Rhodes, L ERA: 0.64	(8, 1)	1.0 3 0 0 0 0 0 0 0 0 0 0 0 8 12 0.00 0.000																				
48 Francisco Cordero, R ERA: 2.12	(9, 1)	1.0 3 0 0 0 0 1 0 0 0 0 0 0 0 8 12 0.00 0.000																				

Philadelphia Phillies @ Cincinnati Reds
Great American Ball Park, Cincinnati, OH
Wed May 20 2009, 7:10 PM EDT
Att: 15,661 - Clear - 78 F

AB 29
R 1
H 4
RBI 1
BB 2
SO 10
LOB 7



Batter	1	2	3	4	5	6	7	8	9	AB	R	H	RBI	BB	SO	LOB	BOTTOM			
3 Willy Taveras, R OBP: 0.350, SLG: 0.369	G5-3	P4			CS		BB			3	2	2	0	1	0	0				
15 Jerry Hairston, R OBP: 0.301, SLG: 0.462	G5-3		SH1-3		BB		K			4	1	2	0	0	1	3				
4 Brandon Phillips, R OBP: 0.346, SLG: 0.499	BLK		SH1-3		BB		P4			3	0	2	3	0	0	1				
32 Jay Bruce, L OBP: 0.312, SLG: 0.528										4	0	2	1	0	2	2				
55 Ramon Hernandez, R OBP: 0.351, SLG: 0.361										3	0	0	0	1	0	1				
2 Alex Gonzalez, R OBP: 0.227, SLG: 0.278	F8									4	0	1	0	0	0	2				
16 Danell McDonald, R OBP: 0.233, SLG: 0.225		G5-3			F7			F9		3	0	0	0	0	0	0				
29 Ryan Hanigan, R OBP: 0.370, SLG: 0.408										4	1	2	1	0	0	2				
39 Aaron Harang, R OBP: 0.100, SLG: 0.053	(1, 1)	6.0 L 25 9 3 3 2 1 1 0 0 0 0 0 0 70 105 4.50 1.667																		
21 Chris Dickerson, L ERA: 4.7	(7, PH)	0.2 5 2 2 2 1 1 0 0 0 0 0 0 10 19 27.00 4.500																		
53 Arthur Rhodes, L ERA: 0.64	(8, 1)	0.1 1 0 0 0 0 1 0 0 0 0 0 0 3 3 0.00 0.000																		
23 Adam Rosales, R OBP: 0.342, SLG: 0.381	(8, PH)	1.0 5 1 0 0 0 0 0 0 0 1 0 0 0 13 19 0.00 1.000																		
48 Francisco Cordero, R ERA: 2.12	(9, 1)	1.0 3 0 0 0 0 1 0 0 0 0 0 0 0 8 12 0.00 0.000																		
Inning Stats	R: 1 E: 0 K: 1 S: 12	H: 2 LOB: 2 BB: 1 P: 21	R: 1 E: 0 K: 1 S: 13	H: 1 LOB: 0 BB: 0 P: 19	R: 1 E: 0 K: 0 S: 11	H: 2 LOB: 0 BB: 0 P: 15	R: 0 E: 0 K: 0 S: 12	H: 1 LOB: 1 BB: 0 P: 20	R: 0 E: 0 K: 0 S: 14	H: 3 LOB: 2 BB: 0 P: 17	R: 0 E: 0 K: 0 S: 8	H: 0 LOB: 0 BB: 0 P: 13	R: 2 E: 0 K: 2 S: 13	H: 2 LOB: 1 BB: 1 P: 22	R: 0 E: 0 K: 0 S: 13	H: 1 LOB: 2 BB: 0 P: 19	1B: 8 2B: 2 3B: 1 HR: 1	SF: 0 SAC: 1 DP: 0 HBP: 1	WP: 0 PB: 0 SB: 1 CS: 2	PA: 36
PITCHER	IP WLS BF H R ER SO BB IBB HBP BLK WP HR S P ERA WHIP																			
50 Jamie Moyer, L ERA: 7.62	(1, 1)	6.0 L 25 9 3 3 2 1 1 0 0 0 0 0 0 70 105 4.50 1.667																		
37 Chad Durbin, R ERA: 4.7	(7, 1)	0.2 5 2 2 2 1 1 0 0 0 0 0 0 10 19 27.00 4.500																		
53 Sergio Escalona, L ERA: 0.64	(7, 1)	0.1 1 0 0 0 0 1 0 0 0 0 0 0 3 3 0.00 0.000																		
57 Jack Taschner, L ERA: 3.66	(8, 1)	1.0 5 1 0 0 0 0 0 0 0 1 0 0 0 13 19 0.00 1.000																		

Philadelphia Phillies @ Cincinnati Reds
Great American Ball Park, Cincinnati, OH
Wed May 20 2009, 7:10 PM EDT
Att: 15,661 - Clear - 78 F

AB 32
R 5
H 12
RBI 5
BB 2
SO 4
LOB 14



Batter	1	2	3	4	5	6	7	8	9	AB	R	H	RBI	BB	SO	LOB	TOP							
11 Jimmy Rollins, S OBP: 0.284, SLG: 0.351										4	1	2	1	1	1	2	Philadelphia Phillies @ New York Yankees Yankee Stadium, Bronx, NY Fri May 22 2009, 7:05 PM EDT Att: 46,288 - Partly Cloudy - 80 F							
26 Chase Utley, L OBP: 0.431, SLG: 0.586										4	0	1	1	0	2	1								
29 Raul Ibanez, L OBP: 0.416, SLG: 0.737										4	1	2	1	1	0	3								
6 Ryan Howard, L OBP: 0.339, SLG: 0.528										5	1	0	0	0	2	3								
28 Javson Werth, R OBP: 0.378, SLG: 0.521										4	1	2	2	1	1	2								
8 Shane Victorino, S OBP: 0.309, SLG: 0.430										5	0	2	0	0	0	3								
12 Matt Stairs, L OBP: 0.474, SLG: 0.536										5	1	1	0	0	2	4								
7 Pedro Feliz, R OBP: 0.373, SLG: 0.429										4	1	1	0	0	0	1								
51 Carlos Ruiz, R OBP: 0.394, SLG: 0.407										4	1	3	2	0	1	1								
Inning Stats	R: 1 H: 2 E: 0 K: 2 S: 12	H: 2 LOB: 2 BB: 0 P: 16	R: 2 H: 2 E: 0 K: 1 S: 13	H: 2 LOB: 1 BB: 1 P: 19	R: 0 H: 0 E: 0 K: 0 S: 6	H: 0 LOB: 0 BB: 0 P: 12	R: 0 H: 1 E: 0 K: 2 S: 11	H: 1 LOB: 1 BB: 0 P: 17	R: 2 H: 2 E: 0 K: 2 S: 11	H: 2 LOB: 1 BB: 1 P: 21	R: 0 H: 1 E: 0 K: 0 S: 6	H: 1 LOB: 0 BB: 0 P: 10	R: 1 H: 3 E: 0 K: 1 S: 16	H: 3 LOB: 2 BB: 0 P: 27	R: 1 H: 3 E: 0 K: 1 S: 9	H: 3 LOB: 1 BB: 0 P: 14		R: 0 H: 0 E: 0 K: 0 S: 5	H: 0 LOB: 1 BB: 1 P: 10	1B: 9 2B: 1 3B: 1 HR: 4	SF: 0 SAC: 0 DP: 2 HBP: 1	WP: 0 PB: 0 SB: 3 CS: 0	PA: 43	
PITCHER	IP WLS BF H R ER SO BB IBB HBP BLK WP HR S P ERA WHIP	IP WLS BF H R ER SO BB IBB HBP BLK WP HR S P ERA WHIP	IP WLS BF H R ER SO BB IBB HBP BLK WP HR S P ERA WHIP	IP WLS BF H R ER SO BB IBB HBP BLK WP HR S P ERA WHIP	IP WLS BF H R ER SO BB IBB HBP BLK WP HR S P ERA WHIP	IP WLS BF H R ER SO BB IBB HBP BLK WP HR S P ERA WHIP	IP WLS BF H R ER SO BB IBB HBP BLK WP HR S P ERA WHIP	IP WLS BF H R ER SO BB IBB HBP BLK WP HR S P ERA WHIP	IP WLS BF H R ER SO BB IBB HBP BLK WP HR S P ERA WHIP	IP WLS BF H R ER SO BB IBB HBP BLK WP HR S P ERA WHIP	IP WLS BF H R ER SO BB IBB HBP BLK WP HR S P ERA WHIP	IP WLS BF H R ER SO BB IBB HBP BLK WP HR S P ERA WHIP	IP WLS BF H R ER SO BB IBB HBP BLK WP HR S P ERA WHIP	IP WLS BF H R ER SO BB IBB HBP BLK WP HR S P ERA WHIP	IP WLS BF H R ER SO BB IBB HBP BLK WP HR S P ERA WHIP	IP WLS BF H R ER SO BB IBB HBP BLK WP HR S P ERA WHIP	IP WLS BF H R ER SO BB IBB HBP BLK WP HR S P ERA WHIP	IP WLS BF H R ER SO BB IBB HBP BLK WP HR S P ERA WHIP	IP WLS BF H R ER SO BB IBB HBP BLK WP HR S P ERA WHIP	IP WLS BF H R ER SO BB IBB HBP BLK WP HR S P ERA WHIP	IP WLS BF H R ER SO BB IBB HBP BLK WP HR S P ERA WHIP	IP WLS BF H R ER SO BB IBB HBP BLK WP HR S P ERA WHIP	IP WLS BF H R ER SO BB IBB HBP BLK WP HR S P ERA WHIP	IP WLS BF H R ER SO BB IBB HBP BLK WP HR S P ERA WHIP
34 A.J. Burnett, R ERA: 5.28	6.0	L	28	8	5	5	7	2	0	1	0	0	0	0	0	3	59	95	7.50	1.667				
40 Chen-Ming Wang, R ERA: 25.0	3.0	15	6	2	2	2	2	1	0	0	0	0	0	0	1	30	51	6.00	2.333					



Batter	1	2	3	4	5	6	7	8	9	AB	R	H	RBI	BB	SO	LOB	BOTTOM							
2 Derek Jeter, R OBP: 0.354, SLG: 0.438										4	1	2	1	0	0	1	Philadelphia Phillies @ New York Yankees Yankee Stadium, Bronx, NY Fri May 22 2009, 7:05 PM EDT Att: 46,288 - Partly Cloudy - 80 F							
18 Johnny Damon, L OBP: 0.379, SLG: 0.582										4	0	0	0	0	0	1								
25 Mark Teixeira, S OBP: 0.374, SLG: 0.561										4	1	2	1	0	1	1								
13 Alex Rodriguez, R OBP: 0.390, SLG: 0.622										4	1	2	1	0	1	1								
55 Hideki Matsui, L OBP: 0.338, SLG: 0.449										4	0	1	0	0	0	0								
33 Nick Swisher, S OBP: 0.373, SLG: 0.515										4	0	0	0	0	2	2								
24 Robinson Cano, L OBP: 0.346, SLG: 0.515										4	0	0	0	0	0	0								
53 Melky Cabrera, S OBP: 0.366, SLG: 0.492										4	0	1	0	0	1	1								
17 Kevin Cash, R OBP: 0.059, SLG: 0.125										3	0	0	0	0	1	2								
Inning Stats	R: 0 H: 2 E: 0 K: 1 S: 11	H: 0 LOB: 0 BB: 0 P: 9	R: 0 H: 0 E: 0 K: 1 S: 7	H: 0 LOB: 0 BB: 0 P: 9	R: 0 H: 0 E: 0 K: 0 S: 5	H: 0 LOB: 0 BB: 0 P: 8	R: 0 H: 2 E: 0 K: 1 S: 13	H: 2 LOB: 2 BB: 0 P: 20	R: 0 H: 0 E: 1 K: 2 S: 10	H: 0 LOB: 1 BB: 0 P: 13	R: 1 H: 1 E: 0 K: 0 S: 11	H: 1 LOB: 0 BB: 0 P: 15	R: 0 H: 1 E: 0 K: 0 S: 10	H: 1 LOB: 1 BB: 0 P: 12	R: 2 H: 2 E: 0 K: 0 S: 10	H: 2 LOB: 0 BB: 0 P: 14		R: 0 H: 0 E: 0 K: 1 S: 9	H: 0 LOB: 0 BB: 0 P: 12	1B: 4 2B: 1 3B: 0 HR: 3	SF: 0 SAC: 0 DP: 0 HBP: 0	WP: 0 PB: 0 SB: 0 CS: 0	PA: 35	
PITCHER	IP WLS BF H R ER SO BB IBB HBP BLK WP HR S P ERA WHIP	IP WLS BF H R ER SO BB IBB HBP BLK WP HR S P ERA WHIP	IP WLS BF H R ER SO BB IBB HBP BLK WP HR S P ERA WHIP	IP WLS BF H R ER SO BB IBB HBP BLK WP HR S P ERA WHIP	IP WLS BF H R ER SO BB IBB HBP BLK WP HR S P ERA WHIP	IP WLS BF H R ER SO BB IBB HBP BLK WP HR S P ERA WHIP	IP WLS BF H R ER SO BB IBB HBP BLK WP HR S P ERA WHIP	IP WLS BF H R ER SO BB IBB HBP BLK WP HR S P ERA WHIP	IP WLS BF H R ER SO BB IBB HBP BLK WP HR S P ERA WHIP	IP WLS BF H R ER SO BB IBB HBP BLK WP HR S P ERA WHIP	IP WLS BF H R ER SO BB IBB HBP BLK WP HR S P ERA WHIP	IP WLS BF H R ER SO BB IBB HBP BLK WP HR S P ERA WHIP	IP WLS BF H R ER SO BB IBB HBP BLK WP HR S P ERA WHIP	IP WLS BF H R ER SO BB IBB HBP BLK WP HR S P ERA WHIP	IP WLS BF H R ER SO BB IBB HBP BLK WP HR S P ERA WHIP	IP WLS BF H R ER SO BB IBB HBP BLK WP HR S P ERA WHIP	IP WLS BF H R ER SO BB IBB HBP BLK WP HR S P ERA WHIP	IP WLS BF H R ER SO BB IBB HBP BLK WP HR S P ERA WHIP	IP WLS BF H R ER SO BB IBB HBP BLK WP HR S P ERA WHIP	IP WLS BF H R ER SO BB IBB HBP BLK WP HR S P ERA WHIP	IP WLS BF H R ER SO BB IBB HBP BLK WP HR S P ERA WHIP	IP WLS BF H R ER SO BB IBB HBP BLK WP HR S P ERA WHIP	IP WLS BF H R ER SO BB IBB HBP BLK WP HR S P ERA WHIP	IP WLS BF H R ER SO BB IBB HBP BLK WP HR S P ERA WHIP
39 Brett Myers, R ERA: 4.34	8.0	W	32	8	3	3	0	0	0	0	0	0	0	0	0	3	107	3.38	1.000					
46 Ryan Madson, R ERA: 3.2	1.0	3	0	0	0	0	1	0	0	0	0	0	0	0	9	12	0.00	0.000						



Batter	1	2	3	4	5	6	7	8	9	AB	R	H	RBI	BB	SO	LOB	TOP								
8 Chris Coghlan, L (1, 7) OBP: 0.300, SLG: 0.269	F9		G4-3				G3			5	0	2	0	0	0	0	Florida Marlins @ Philadelphia Phillies Citizens Bank Park, Philadelphia, PA Mon May 25 2009, 7:05 PM EDT Att: 45,186 - Cloudy - 79 F								
27 Jeremy Hermida, L (1, 9) OBP: 0.383, SLG: 0.394			G3-1				K		K	5	1	2	0	0	2	2									
2 Hanley Ramirez, R (1, 6) OBP: 0.400, SLG: 0.551	FC6-4						P6			4	1	1	0	1	0	3									
3 Jorge Cantu, R (1, 3) OBP: 0.343, SLG: 0.484							K		K	3	1	1	0	2	2	2									
18 Wes Helms, R (1, 5) OBP: 0.302, SLG: 0.333	G6-3						K		K	5	2	3	4	0	1	4									
6 Dan Uggla, R (1, 4) OBP: 0.321, SLG: 0.413	F7						K		FC5-4	4	0	0	0	0	1	3									
12 Cody Ross, R (1, 8) OBP: 0.291, SLG: 0.421	G6-3						K			4	0	1	0	0	1	0									
29 Ronny Paulino, R (1, 2) OBP: 0.343, SLG: 0.350	G5-3						K		K	4	0	1	1	0	1	0									
41 Chris Volstad, R (1, 1) OBP: 0.050, SLG: 0.050			G6-3				L8		K2-3	3	0	0	0	0	1	2									
53 Dan Meyer, R (7, 1) OBP: 0.243, SLG: 0.300										0	0	0	0	0	0	0									
59 Brett Hayes, R (8, PH) OBP: 0.243, SLG: 0.300										0	0	0	0	0	1	0									
46 Juan Carlos Oviedo, R (8, 1) OBP: 0.243, SLG: 0.300										0	0	0	0	0	0	0									
22 Matt Lindstrom, R (9, 1) OBP: 0.243, SLG: 0.300										0	0	0	0	0	0	0									
Inning Stats	R: 0 H: 2 E: 0 K: 0 S: 11	H: 2 LOB: 2 BB: 0 P: 19	R: 0 H: 0 E: 0 K: 0 S: 6	H: 0 LOB: 0 BB: 0 P: 9	R: 0 H: 0 E: 0 K: 0 S: 7	H: 0 LOB: 0 BB: 0 P: 11	R: 3 H: 1 E: 0 K: 1 S: 15	H: 1 LOB: 2 BB: 2 P: 31	R: 0 H: 1 E: 0 K: 2 S: 12	H: 1 LOB: 1 BB: 0 P: 15	R: 1 H: 3 E: 0 K: 2 S: 19	H: 3 LOB: 2 BB: 0 P: 28	R: 1 H: 2 E: 0 K: 0 S: 8	H: 2 LOB: 1 BB: 1 P: 16	R: 0 H: 0 E: 0 K: 2 S: 10	H: 0 LOB: 0 BB: 0 P: 12	R: 0 H: 2 E: 0 K: 3 S: 18	H: 2 LOB: 2 BB: 0 P: 22	1B: 9 2B: 1 3B: 0 HR: 1	SF: 0 SAC: 0 DP: 0 HBP: 0	WP: 0 PB: 0 SB: 0 CS: 0	PA: 41			
PITCHER	IP WLS BF H R ER SO BB IBB HBP BLK WP HR S P ERA WHIP	6.0 L 27 7 4 4 5 2 0 0 0 0 1 70 113 6.00 1.500	3.0 14 4 1 1 5 1 0 0 0 0 0 0 36 50 3.00 1.667																						

AB	38
R	5
H	11
RBI	5
BB	3
SO	10
LOB	16



Batter	1	2	3	4	5	6	7	8	9	AB	R	H	RBI	BB	SO	LOB	BOTTOM							
11 Jimmy Rollins, S (1, 6) OBP: 0.279, SLG: 0.348	E1		G4-3				F7			4	0	1	0	0	0	2	Florida Marlins @ Philadelphia Phillies Citizens Bank Park, Philadelphia, PA Mon May 25 2009, 7:05 PM EDT Att: 45,186 - Cloudy - 79 F							
26 Chase Utley, L (1, 4) OBP: 0.429, SLG: 0.567	G6-3						G5-3			3	0	0	0	0	0	1								
29 Raul Ibanez, L (1, 7) OBP: 0.408, SLG: 0.726							K		K	3	1	0	0	1	2	1								
6 Ryan Howard, L (1, 3) OBP: 0.337, SLG: 0.547							K		F7	4	2	2	3	0	1	0								
28 Jayson Werth, R (1, 9) OBP: 0.350, SLG: 0.477	G6-3						G6-3		L6	4	0	0	0	0	0	0								
8 Shane Victorino, S (1, 8) OBP: 0.317, SLG: 0.427							G4-3		K	3	0	1	0	1	1	0								
7 Pedro Feliz, R (1, 5) OBP: 0.421, SLG: 0.423							G6-3		G5-3	3	0	2	0	0	0	0								
61 Chan Ho Park, R (7, 1) OBP: 0.250, SLG: 0.400										0	0	0	0	0	0	0								
12 Matt Stairs, L (9, PH) OBP: 0.462, SLG: 0.517										1	0	0	0	0	0	1								
51 Carlos Ruiz, R (1, 2) OBP: 0.400, SLG: 0.418							F9		K	4	0	0	0	0	2	3								
50 Jamie Moyer, L (1, 1) OBP: 0.421, SLG: 0.091							K			1	0	0	0	1	1	2								
19 Greg Dobbs, L (7, 5) OBP: 0.244, SLG: 0.222										1	0	0	0	0	1	0								
Inning Stats	R: 2 H: 1 E: 1 K: 0 S: 13	H: 1 LOB: 1 BB: 1 P: 19	R: 0 H: 1 E: 0 K: 1 S: 10	H: 1 LOB: 2 BB: 1 P: 20	R: 0 H: 0 E: 0 K: 2 S: 11	H: 0 LOB: 0 BB: 0 P: 18	R: 0 H: 2 E: 0 K: 2 S: 10	H: 2 LOB: 0 BB: 0 P: 14	R: 0 H: 1 E: 0 K: 0 S: 9	H: 1 LOB: 1 BB: 0 P: 16	R: 0 H: 1 E: 0 K: 1 S: 9	H: 1 LOB: 0 BB: 0 P: 15	R: 0 H: 0 E: 0 K: 1 S: 11	H: 0 LOB: 0 BB: 0 P: 15	R: 0 H: 0 E: 0 K: 1 S: 7	H: 0 LOB: 1 BB: 1 P: 13	1B: 2 2B: 2 3B: 0 HR: 2	SF: 0 SAC: 0 DP: 1 HBP: 1	WP: 0 PB: 0 SB: 0 CS: 1	PA: 35				
PITCHER	IP WLS BF H R ER SO BB IBB HBP BLK WP HR S P ERA WHIP	6.2 W 28 6 3 3 6 2 0 1 0 0 0 1 66 107 4.05 1.200	0.1 H 1 0 0 0 0 0 0 0 0 0 0 1 2 0.00 0.000	1.0 H 3 0 0 0 1 0 0 0 0 0 0 11 15 0.00 0.000	1.0 S 3 0 0 0 1 1 0 0 0 0 0 7 13 0.00 1.000																			

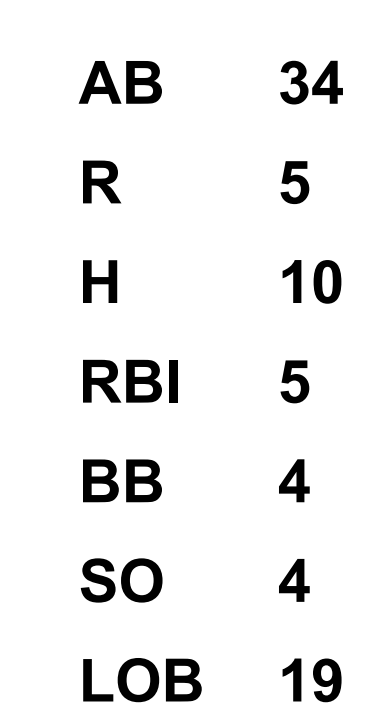

AB	31
R	3
H	6
RBI	3
BB	3
SO	8
LOB	10



Batter	1	2	3	4	5	6	7	8	9	AB	R	H	RBI	BB	SO	LOB	TOP					
1 Emilio Bonifacio, S OBP: 0.291, SLG: 0.304	(1,5) P4		(1,1) F9		(0,3) K		(2,3) K		(4,0) BB	4	0	0	0	1	2	0	Florida Marlins @ Philadelphia Phillies Citizens Bank Park, Philadelphia, PA Tue May 26 2009, 7:05 PM EDT Att. 42,249 - Drizzlie - 52 F livebaseballscorecards.com					
27 Jeremy Hermida, L OBP: 0.373, SLG: 0.382	(1,9) P5		(1,3) K		(3,1) G4-3		(2,3) K		(1,2) G3-1	5	0	0	1	0	2	2						
2 Hanley Ramirez, R OBP: 0.401, SLG: 0.550	(1,6) G1-3		(0,0) 1B		(3,1) F9		(0,1) G4-3		(2,3) K	2	0	1	0	0	0	0						
18 Wes Helms, R OBP: 0.288, SLG: 0.317										3	0	0	0	0	1	2						
3 Jorge Cantu, R OBP: 0.324, SLG: 0.478		(1,2) F7	(1,3) K			(2,2) 1B		(0,1) G5-3		4	0	1	0	0	1	1						
21 John Baker, L OBP: 0.360, SLG: 0.492		(1,3) K		(1,2) F7		(1,3) K			(0,0) G6-3	4	0	0	0	0	2	1						
6 Dan Uggla, R OBP: 0.324, SLG: 0.411		(0,2) 12B		(2,3) K		(2,3) K			(4,2) BB	3	1	1	0	1	2	1						
12 Cody Ross, R OBP: 0.301, SLG: 0.436		(0,0) 1B		(2,1) 8BB		(3,3) K			(1,2) FC3	4	1	3	0	0	1	1						
8 Chris Coghlan, L OBP: 0.328, SLG: 0.264		(4,0) 23FC6-4		(4,1) 1B					(4,1) 7E	1	1	0	0	3	0	0						
23 Andrew Miller, L OBP: 0.370, SLG: 0.371		(0,0) FC6-4		(2,3) BB					(2,3) 27G3-1	2	0	0	0	0	1	5						
59 Brett Hayes, R OBP: 0.333, SLG: 0.333									(3,2) FC3	1	0	0	0	0	1	0						
63 Chris Leroux, L									(1,3) 27G3-1	0	0	0	0	0	0	0						
7 Ross Gload, L									(1,3) 27G3-1	1	0	0	1	0	0	1						
Inning Stats	R: 0 E: 0 K: 1 S: 10	H: 0 LOB: 0 BB: 0 P: 15	R: 0 E: 0 K: 1 S: 12	H: 2 LOB: 3 BB: 1 P: 18	R: 0 E: 0 K: 2 S: 11	H: 1 LOB: 1 BB: 0 P: 14	R: 0 E: 0 K: 2 S: 13	H: 1 LOB: 2 BB: 0 P: 24	R: 0 E: 0 K: 1 S: 7	H: 0 LOB: 0 BB: 0 P: 13	R: 0 E: 0 K: 3 S: 12	H: 1 LOB: 1 BB: 0 P: 20	R: 0 E: 0 K: 2 S: 7	H: 0 LOB: 0 BB: 0 P: 10	R: 0 E: 0 K: 1 S: 7	H: 0 LOB: 0 BB: 0 P: 9	R: 3 E: 1 K: 1 S: 22	H: 1 LOB: 2 BB: 3 P: 41	1B: 5 2B: 1 3B: 0 HR: 0	SF: 0 SAC: 0 DP: 0 HBP: 0	WP: 0 PB: 0 SB: 0 CS: 0	PA: 39
PITCHER	IP WLS BF H R ER SO BB IBB HBP BLK WP HR S P ERA WHIP																					
56 Joe Blanton, R ERA: 6.14	(1,1) 7.0 W 28 5 0 0 0 11 1 1 0 0 0 0 0 0 72 114 0.00 0.857																					
46 Ryan Madson, R ERA: 2.92	(8,1) 1.0 3 0 0 0 1 0 0 0 0 0 0 0 0 7 9 0.00 0.000																					
37 Chad Durbin, R ERA: 4.62	(9,1) 0.1 4 1 3 1 0 2 0 0 0 0 0 0 0 10 19 27.00 9.000																					
47 Scott Eyre, L ERA: 3.48	(9,1) 0.0 1 0 0 0 0 0 0 0 0 0 0 0 0 3 6 ∞ ∞																					
54 Brad Lidge, R ERA: 8.65	(9,1) 0.2 S 3 0 0 0 1 1 0 0 0 0 0 0 0 9 16 0.00 1.500																					

Batter	1	2	3	4	5	6	7	8	9	AB	R	H	RBI	BB	SO	LOB	BOTTOM			
11 Jimmy Rollins, S OBP: 0.272, SLG: 0.339	(1,6) E6	(1,1) G6-3		(2,2) FC4-2		(2,2) FC5-4		(0,1) P5		5	2	0	0	0	0	2	Florida Marlins @ Philadelphia Phillies Citizens Bank Park, Philadelphia, PA Tue May 26 2009, 7:05 PM EDT Att. 42,249 - Drizzlie - 52 F livebaseballscorecards.com			
8 Shane Victorino, S OBP: 0.329, SLG: 0.447	(1,8) 6BB	(0,1) 29SF8		(1,3) K		(0,1) 1B		(2,0) 1B		5	1	4	1	0	1	1				
26 Chase Utley, L OBP: 0.429, SLG: 0.559	(1,4) 29SF8	(4,1) 7BB		(1,2) F7		(2,0) 28FC5-4		(1,1) P3		4	1	1	0	1	0	3				
6 Ryan Howard, L OBP: 0.335, SLG: 0.537	(1,3) 7BB	(4,1) 28WP		(1,1) L4		(1,3) K		(1,1) G4-3		3	0	0	1	1	1	1				
29 Raul Ibanez, L OBP: 0.410, SLG: 0.724	(1,7) SF8			(0,0) 1B		(4,2) 28FC5-4		(1,0) G6-3		2	0	1	1	1	0	0				
28 Jayson Werth, R OBP: 0.348, SLG: 0.478	(1,9) K			(1,1) F9		(1,1) FC5-4		(1,0) 7BB		4	1	1	0	0	1	5				
7 Pedro Feliz, R OBP: 0.376, SLG: 0.432	(1,5) 1B			(0,0) F7		(0,1) F8		(0,1) 2B		4	0	2	2	0	0	3				
51 Carlos Ruiz, R OBP: 0.393, SLG: 0.423				(3,2) 11WP		(2,2) L5		(2,1) F7		4	0	1	0	0	0	3				
56 Joe Blanton, R ERA: 6.14		(0,2) G1-3		(1,3) K		(4,0) 11FC5-4		(2,0) F8		2	0	0	0	1	1	1				
19 Greg Dobbs, L OBP: 0.268, SLG: 0.176										0	0	0	0	0	0	0				
37 Chad Durbin, R ERA: 4.62										0	0	0	0	0	0	0				
47 Scott Eyre, L ERA: 3.48										0	0	0	0	0	0	0				
54 Brad Lidge, R ERA: 8.65										0	0	0	0	0	0	0				
Inning Stats	R: 3 E: 1 K: 1 S: 17	H: 2 LOB: 2 BB: 2 P: 30	R: 0 E: 0 K: 0 S: 10	H: 1 LOB: 1 BB: 0 P: 12	R: 0 E: 0 K: 0 S: 6	H: 1 LOB: 1 BB: 0 P: 8	R: 0 E: 0 K: 2 S: 13	H: 1 LOB: 1 BB: 0 P: 20	R: 0 E: 0 K: 1 S: 11	H: 1 LOB: 2 BB: 1 P: 19	R: 1 E: 0 K: 0 S: 11	H: 1 LOB: 1 BB: 1 P: 20	R: 1 E: 0 K: 0 S: 8	H: 2 LOB: 1 BB: 0 P: 13	R: 0 E: 0 K: 0 S: 7	H: 1 LOB: 1 BB: 0 P: 12	1B: 5 2B: 5 3B: 0 HR: 0	SF: 1 SAC: 0 DP: 0 HBP: 0	WP: 2 PB: 0 SB: 0 CS: 0	PA: 39
PITCHER	IP WLS BF H R ER SO BB IBB HBP BLK WP HR S P ERA WHIP																			
23 Andrew Miller, L ERA: 4.55	(1,1) 6.0 30 7 4 2 4 4 0 0 0 0 0 0 0 15 25 4.50 1.833																			
63 Chris Leroux, R ERA: 4.5	(7,1) 2.0 9 3 1 1 0 0 0 0 0 0 0 0 15 25 4.50 1.500																			

AB 34
R 3
H 6
RBI 2
BB 5
SO 13
LOB 14



Batter	1	2	3	4	5	6	7	8	9	AB	R	H	RBI	BB	SO	LOB	TOP					
1 Emilio Bonifacio, S (1,6) OBP: 0.296, SLG: 0.296	F9		G3		F7		K		F8	5	0	0	0	0	1	4						
8 Chris Coghlan, L (1,7) OBP: 0.324, SLG: 0.281	G4-3			G4-3		6 2B	G4-3			4	1	1	0	0	0	0						
6 Dan Uggla, R (1,4) OBP: 0.333, SLG: 0.444	K			HR		27 G1-3 2H			3 G5-4-3 1B	4	2	3	2	0	1	0						
3 Jorge Cantu, R (1,3) OBP: 0.333, SLG: 0.466		F8		G5-3		G5-3		G5-4-3		4	0	0	0	0	0	2						
27 Jeremy Hermida, L (1,9) OBP: 0.365, SLG: 0.373		G4-3		F8		G1-3		G4-3		4	0	0	0	0	0	1						
25 Brett Carroll, R (8,9) OBP: 0.217, SLG: 0.143										0	0	0	0	0	0	0						
12 Cody Ross, R (1,8) OBP: 0.311, SLG: 0.467		F9				21 1B 18 SF8				4	3	3	2	0	0	0						
21 John Baker, L (1,2) OBP: 0.364, SLG: 0.488			L1			18 BB				3	0	1	0	1	1	1						
18 Wes Helms, R (1,5) OBP: 0.300, SLG: 0.323				SF8		FC6-4			29 1B 1 CS	2	0	1	1	1	0	1						
35 Burke Badenhop, R (1,1) OBP: 0.289, SLG: 0.296										2	0	0	0	0	2	2						
53 Dan Meyer, R (6,1) OBP: 0.289, SLG: 0.296										1	0	0	0	0	1	0						
40 Kiko Calero, R (7,1) OBP: 0.289, SLG: 0.296										0	0	0	0	0	0	0						
46 Juan Carlos Oviedo, R (8,1) OBP: 0.289, SLG: 0.296										0	0	0	0	0	0	0						
29 Ronny Paulino, R (6,PH) OBP: 0.289, SLG: 0.296										1	0	1	1	0	0	0						
22 Matt Lindstrom, R (9,1) OBP: 0.289, SLG: 0.296										0	0	0	0	0	0	0						
Inning Stats	R: 0 H: 0 E: 0 K: 1 S: 9	H: 0 LOB: 0 BB: 0 P: 13	R: 0 H: 0 E: 0 K: 0 S: 7	H: 0 LOB: 0 BB: 0 P: 13	R: 0 H: 1 E: 0 K: 1 S: 11	H: 1 LOB: 1 BB: 0 P: 19	R: 1 H: 1 E: 0 K: 0 S: 8	H: 1 LOB: 0 BB: 0 P: 13	R: 1 H: 2 E: 0 K: 1 S: 9	H: 2 LOB: 1 BB: 0 P: 12	R: 3 H: 3 E: 0 K: 0 S: 14	H: 3 LOB: 1 BB: 1 P: 27	R: 0 H: 0 E: 0 K: 2 S: 8	H: 0 LOB: 0 BB: 0 P: 10	R: 0 H: 1 E: 0 K: 0 S: 6	H: 1 LOB: 1 BB: 0 P: 9	R: 1 H: 2 E: 0 K: 1 S: 10	H: 2 LOB: 1 BB: 1 P: 18	1B: 5 2B: 3 3B: 0 HR: 2	SF: 1 SAC: 0 DP: 1 HBP: 0	WP: 0 PA: 37 PB: 0 SB: 1 CS: 2	
PITCHER	IP WLS BF H R ER SO BB IBB HBP BLK WP HR S P ERA WHIP	IP WLS BF H R ER SO BB IBB HBP BLK WP HR S P ERA WHIP	IP WLS BF H R ER SO BB IBB HBP BLK WP HR S P ERA WHIP	IP WLS BF H R ER SO BB IBB HBP BLK WP HR S P ERA WHIP	IP WLS BF H R ER SO BB IBB HBP BLK WP HR S P ERA WHIP	IP WLS BF H R ER SO BB IBB HBP BLK WP HR S P ERA WHIP	IP WLS BF H R ER SO BB IBB HBP BLK WP HR S P ERA WHIP	IP WLS BF H R ER SO BB IBB HBP BLK WP HR S P ERA WHIP	IP WLS BF H R ER SO BB IBB HBP BLK WP HR S P ERA WHIP	IP WLS BF H R ER SO BB IBB HBP BLK WP HR S P ERA WHIP	IP WLS BF H R ER SO BB IBB HBP BLK WP HR S P ERA WHIP	IP WLS BF H R ER SO BB IBB HBP BLK WP HR S P ERA WHIP	IP WLS BF H R ER SO BB IBB HBP BLK WP HR S P ERA WHIP	IP WLS BF H R ER SO BB IBB HBP BLK WP HR S P ERA WHIP	IP WLS BF H R ER SO BB IBB HBP BLK WP HR S P ERA WHIP	IP WLS BF H R ER SO BB IBB HBP BLK WP HR S P ERA WHIP	IP WLS BF H R ER SO BB IBB HBP BLK WP HR S P ERA WHIP	IP WLS BF H R ER SO BB IBB HBP BLK WP HR S P ERA WHIP	IP WLS BF H R ER SO BB IBB HBP BLK WP HR S P ERA WHIP	IP WLS BF H R ER SO BB IBB HBP BLK WP HR S P ERA WHIP	IP WLS BF H R ER SO BB IBB HBP BLK WP HR S P ERA WHIP	
39 Brett Myers, R (1,1) ERA: 4.66	5.2	L	25	7	5	5	3	1	0	0	0	0	0	0	0	0	0	2	57	94	7.94	1.412
55 Clay Condrey, R (6,1) ERA: 2.0	2.1		7	1	0	0	2	0	0	0	0	0	0	0	0	0	0	0	15	22	0.00	0.429
57 Jack Taschner, L (9,1) ERA: 3.92	1.0		5	2	1	1	1	1	0	0	0	0	0	0	0	0	0	0	10	18	9.00	3.000

Florida Marlins @ Philadelphia Phillies
 Citizens Bank Park, Philadelphia, PA
 Wed May 27 2009, 7:05 PM EDT
 Att: 45,256 - Partly Cloudy - 77 F

AB	34
R	6
H	10
RBI	6
BB	2
SO	6
LOB	11



Batter	1	2	3	4	5	6	7	8	9	AB	R	H	RBI	BB	SO	LOB	BOTTOM					
11 Jimmy Rollins, S (1,6) OBP: 0.271, SLG: 0.332	F9		G4-3		G4-6-3				L8	4	0	0	0	1	0	4						
8 Shane Victorino, S (1,8) OBP: 0.327, SLG: 0.440										3	0	0	0	1	0	1						
57 Jack Taschner, L (9,1) ERA: 3.92	6 1B 26 1B		G1-3							0	0	0	0	0	0	0						
26 Chase Utley, L (1,4) OBP: 0.425, SLG: 0.550	6 1B									4	0	1	0	0	0	2						
6 Ryan Howard, L (1,3) OBP: 0.338, SLG: 0.542										4	0	2	0	0	1	2						
29 Raul Ibanez, L (1,7) OBP: 0.402, SLG: 0.707										4	0	0	0	0	2	4						
28 Jayson Werth, R (1,9) OBP: 0.346, SLG: 0.472										4	0	1	0	0	2	1						
7 Pedro Feliz, R (1,5) OBP: 0.373, SLG: 0.433										4	0	1	0	0	1	0						
51 Carlos Ruiz, R (1,2) OBP: 0.386, SLG: 0.453										4	1	1	1	0	0	2						
39 Brett Myers, R (1,1) ERA: 4.66										2	0	1	0	0	1	0						
55 Clay Condrey, R (6,1) ERA: 2.0										0	0	0	0	0	0	0						
12 Matt Stairs, L (6,PH) OBP: 0.488, SLG: 0.633										1	1	1	1	1	0	0						
4 Eric Bruntlett, R (9,PR) OBP: 0.178, SLG: 0.235										0	0	0	0	0	0	0						
Inning Stats	R: 0 H: 2 E: 0 K: 0 S: 14	H: 2 LOB: 2 BB: 1 P: 22	R: 0 H: 0 E: 0 K: 0 S: 12	H: 0 LOB: 0 BB: 0 P: 17	R: 0 H: 0 E: 0 K: 1 S: 6	H: 0 LOB: 0 BB: 0 P: 8	R: 0 H: 1 E: 0 K: 2 S: 12	H: 1 LOB: 1 BB: 0 P: 19	R: 1 H: 2 E: 0 K: 0 S: 9	H: 2 LOB: 0 BB: 0 P: 15	R: 0 H: 0 E: 0 K: 0 S: 6	H: 0 LOB: 0 BB: 0 P: 9	R: 0 H: 0 E: 0 K: 3 S: 10	H: 0 LOB: 0 BB: 0 P: 12	R: 1 H: 1 E: 1 K: 1 S: 20	H: 1 LOB: 2 BB: 1 P: 33	R: 0 H: 2 E: 0 K: 0 S: 13	H: 2 LOB: 3 BB: 1 P: 20	1B: 4 2B: 2 3B: 0 HR: 2	SF: 0 SAC: 0 DP: 2 HBP: 0	WP: 0 PA: 37 PB: 0 SB: 2 CS: 0	
PITCHER	IP WLS BF H R ER SO BB IBB HBP BLK WP HR S P ERA WHIP	IP WLS BF H R ER SO BB IBB HBP BLK WP HR S P ERA WHIP	IP WLS BF H R ER SO BB IBB HBP BLK WP HR S P ERA WHIP	IP WLS BF H R ER SO BB IBB HBP BLK WP HR S P ERA WHIP	IP WLS BF H R ER SO BB IBB HBP BLK WP HR S P ERA WHIP	IP WLS BF H R ER SO BB IBB HBP BLK WP HR S P ERA WHIP	IP WLS BF H R ER SO BB IBB HBP BLK WP HR S P ERA WHIP	IP WLS BF H R ER SO BB IBB HBP BLK WP HR S P ERA WHIP	IP WLS BF H R ER SO BB IBB HBP BLK WP HR S P ERA WHIP	IP WLS BF H R ER SO BB IBB HBP BLK WP HR S P ERA WHIP	IP WLS BF H R ER SO BB IBB HBP BLK WP HR S P ERA WHIP	IP WLS BF H R ER SO BB IBB HBP BLK WP HR S P ERA WHIP	IP WLS BF H R ER SO BB IBB HBP BLK WP HR S P ERA WHIP	IP WLS BF H R ER SO BB IBB HBP BLK WP HR S P ERA WHIP	IP WLS BF H R ER SO BB IBB HBP BLK WP HR S P ERA WHIP	IP WLS BF H R ER SO BB IBB HBP BLK WP HR S P ERA WHIP	IP WLS BF H R ER SO BB IBB HBP BLK WP HR S P ERA WHIP	IP WLS BF H R ER SO BB IBB HBP BLK WP HR S P ERA WHIP	IP WLS BF H R ER SO BB IBB HBP BLK WP HR S P ERA WHIP	IP WLS BF H R ER SO BB IBB HBP BLK WP HR S P ERA WHIP	IP WLS BF H R ER SO BB IBB HBP BLK WP HR S P ERA WHIP	
35 Burke Badenhop, R (1,1) ERA: 4.97	5.0	W	19	5	1	1	3	1	0	0	0	0	0	0	0	0	0	0	10	14	0.00	0.000
53 Dan Meyer, L (6,1) ERA: 2.57	1.1		4	0	0	0	1	0	0	0	0	0	0	0	0	0	0	0	6	7	0.00	0.000
40 Kiko Calero, R (7,1) ERA: 2.35	0.2		2	0	0	0	2	0	0	0	0	0	0	0	0	0	0	0	20	33	9.00	2.000
46 Juan Carlos Oviedo, R (8,1) ERA: 3.7	1.0		6	1	1	1	1	1	0	0	0	0	0	0	0	0	0	0	13	20	0.00	3.000
22 Matt Lindstrom, R (9,1) ERA: 5.88	1.0		6	2	0	0	0	1	0	0	0	0	0	0	0	0	0	0	0	0	0.00	3.000

Florida Marlins @ Philadelphia Phillies
 Citizens Bank Park, Philadelphia, PA
 Wed May 27 2009, 7:05 PM EDT
 Att: 45,256 - Partly Cloudy - 77 F

AB	34
R	2
H	8
RBI	2
BB	3
SO	7
LOB	16



Batter	1	2	3	4	5	6	7	8	9	AB	R	H	RBI	BB	SO	LOB	TOP			
15 Cristian Guzman, S (1.6) OBP: 0.341, SLG: 0.451										5	0	0	0	0	1	1	Washington Nationals @ Philadelphia Phillies Citizens Bank Park, Philadelphia, PA Fri May 29 2009, 7:05 PM EDT Att: 45,202 - Overcast - 69 F			
24 Nick Johnson, L (1.3) OBP: 0.439, SLG: 0.459										4	0	1	0	1	1	1				
11 Ryan Zimmerman, R (1.5) OBP: 0.402, SLG: 0.571										3	1	1	0	1	1	1				
44 Adam Dunn, L (1.9) OBP: 0.410, SLG: 0.594										4	0	0	0	0	1	3				
16 Josh Willingham, R (1.7) OBP: 0.381, SLG: 0.510										2	2	2	1	0	0	0				
7 Josh Bard, S (1.2) OBP: 0.222, SLG: 0.279										3	1	1	1	1	0	2				
6 Anderson Hernandez, S (1.4) OBP: 0.359, SLG: 0.339										4	0	1	1	0	1	4				
30 Justin Maxwell, R (1.8) OBP: 0.276, SLG: 0.167										4	0	0	0	0	3	3				
48 Ross Detwiler, R 25 Austin Krasny, R 97 Jason Bergmann, R 10 Ron Villone, L 41 Ron Villone, L 54 Mike MacDougal, R 97 Joe Beimel, L 90 Julian Tavaroz, L 22 Willie Harris, L										1	0	0	0	0	1	0				
Inning Stats	R: 0 E: 0 K: 1 S: 6	H: 0 LOB: 1 BB: 1 P: 11	R: 1 E: 0 K: 0 S: 7	H: 1 LOB: 0 BB: 0 P: 11	R: 0 E: 0 K: 1 S: 14	H: 1 LOB: 0 BB: 0 P: 17	R: 0 E: 0 K: 1 S: 16	H: 0 LOB: 2 BB: 1 P: 27	R: 0 E: 0 K: 1 S: 13	H: 0 LOB: 1 BB: 1 P: 21	R: 3 E: 1 K: 2 S: 24	H: 3 LOB: 1 BB: 0 P: 35	R: 0 E: 0 K: 0 S: 4	H: 1 LOB: 0 BB: 0 P: 5	R: 0 E: 0 K: 1 S: 11	H: 0 LOB: 0 BB: 0 P: 17		1B: 4 2B: 1 3B: 0 HR: 1	SF: 0 SAC: 0 DP: 0 HBP: 2	WP: 0 PB: 0 SB: 0 CS: 1
PITCHER	IP WLS BF H R ER SO BB IBB HBP BLK WP HR S P ERA WHIP																			
43 J.A. Happ, L (1.1) ERA: 3.0	5.1 W 23 3 3 3 5 3 0 2 0 0 0 1 62 96 5.06 1.125																			
37 Chad Durbin, R (6.1) ERA: 4.5	0.2 H 4 2 1 0 1 0 0 0 0 0 0 0 18 26 0.00 3.000																			
47 Scott Eyre, L (7.1) ERA: 3.18	1.0 H 3 0 0 0 0 0 0 0 0 0 0 0 5 5 0.00 0.000																			
46 Ryan Madson, R (8.1) ERA: 2.7	1.0 H 5 1 0 0 1 1 0 0 0 0 0 0 11 20 0.00 2.000																			
54 Brad Lidge, R (9.1) ERA: 8.44	1.0 S 3 0 0 0 2 0 0 0 0 0 0 0 10 17 0.00 0.000																			

Batter	1	2	3	4	5	6	7	8	9	AB	R	H	RBI	BB	SO	LOB	BOTTOM			
11 Jimmy Rollins, S (1.6) OBP: 0.274, SLG: 0.343										5	1	2	0	0	0	5	Washington Nationals @ Philadelphia Phillies Citizens Bank Park, Philadelphia, PA Fri May 29 2009, 7:05 PM EDT Att: 45,202 - Overcast - 69 F			
8 Shane Victorino, S (1.8) OBP: 0.338, SLG: 0.449										5	1	4	0	0	1					
26 Chase Utley, L (1.4) OBP: 0.419, SLG: 0.545										5	1	1	1	0	0	4				
6 Ryan Howard, L (1.3) OBP: 0.335, SLG: 0.538										5	0	1	0	0	1	5				
29 Raul Ibanez, L (1.7) OBP: 0.407, SLG: 0.702										4	1	2	2	1	0	1				
28 Jayson Werth, R (1.9) OBP: 0.347, SLG: 0.470										5	1	2	0	0	0	3				
7 Pedro Feliz, R (1.5) OBP: 0.376, SLG: 0.448										4	0	2	1	0	1	2				
51 Carlos Ruiz, R (1.2) OBP: 0.413, SLG: 0.494										2	0	2	1	1	0	0				
43 J.A. Happ, L (1.1) ERA: 4.8 37 Chad Durbin, R (6.1) ERA: 4.52 47 Scott Eyre, L (7.1) ERA: 3.18 19 Greg Dobbs, L (7.9H) OBP: 0.298, SLG: 0.179 40 John Mayberry Jr., R (7.9H) OBP: 0.222, SLG: 0.465 46 Ryan Madson, L (8.1) ERA: 2.7 54 Brad Lidge, R (9.1) ERA: 8.44										3	0	0	0	0	2	5				
Inning Stats	R: 0 E: 0 K: 1 S: 10	H: 1 LOB: 1 BB: 0 P: 12	R: 1 E: 0 K: 1 S: 14	H: 3 LOB: 2 BB: 0 P: 20	R: 3 E: 0 K: 0 S: 12	H: 4 LOB: 2 BB: 1 P: 22	R: 1 E: 0 K: 0 S: 10	H: 2 LOB: 1 BB: 0 P: 14	R: 0 E: 0 K: 1 S: 10	H: 1 LOB: 1 BB: 0 P: 13	R: 0 E: 0 K: 0 S: 5	H: 1 LOB: 1 BB: 0 P: 6	R: 0 E: 0 K: 2 S: 14	H: 2 LOB: 3 BB: 0 P: 25	R: 0 E: 0 K: 0 S: 13	H: 2 LOB: 2 BB: 1 P: 22		1B: 9 2B: 6 3B: 1 HR: 0	SF: 0 SAC: 0 DP: 1 HBP: 1	WP: 0 PB: 0 SB: 1 CS: 0
PITCHER	IP WLS BF H R ER SO BB IBB HBP BLK WP HR S P ERA WHIP																			
48 Ross Detwiler, L (1.1) ERA: 4.8	4.0 L 23 10 10 5 2 0 0 0 0 0 0 0 10 13 11.25 2.500																			
57 Jason Bergmann, R (5.1) ERA: 4.52	1.0 4 1 0 0 1 0 0 0 0 0 0 0 10 13 0.00 1.000																			
41 Ron Villone, L (6.1) ERA: 4.52	1.0 5 2 0 0 0 0 0 0 0 0 0 0 7 11 0.00 2.000																			
54 Mike MacDougal, R (7.1) ERA: 11.57	0.1 3 1 0 0 1 0 0 1 0 0 0 0 5 9 0.00 3.000																			
97 Joe Beimel, L (7.1) ERA: 4.66	1.1 6 2 0 0 1 1 0 0 0 0 0 0 17 30 2.250																			
50 Julian Tavaroz, R (8.1) ERA: 5.59	0.1 1 0 0 0 0 0 0 0 0 0 0 0 1 3 0.00 0.000																			

livebaseballscores.com

livebaseballscores.com

Batter	1	2	3	4	5	6	7	8	9	AB	R	H	RBI	BB	SO	LOB	TOP										
6 Anderson Hernandez, S (1.4) OBP: 0.350, SLG: 0.331 38 Joel Hanrahan, R (8.1)	G5-3		FC4-6		K			G3-1		4	0	0	0	0	1	2	Washington Nationals @ Philadelphia Phillies Citizens Bank Park, Philadelphia, PA Sun May 31 2009, 1:35 PM EDT Att: 45,239 - Sunny - 77 F										
24 Nick Johnson, L (1.3) OBP: 0.435, SLG: 0.449	F8		G3				G3-1	BB	3	0	0	0	1	0	1												
11 Ryan Zimmerman, R (1.5) OBP: 0.386, SLG: 0.546	F8			L9			G1-3	K	4	0	0	0	0	1	2												
44 Adam Dunn, L (1.9) OBP: 0.399, SLG: 0.573		K		K			L3	G3-1	4	0	0	0	0	2	2												
16 Josh Willingham, R (1.7) OBP: 0.381, SLG: 0.554	L4			HR			HR	K	4	2	2	2	0	1	0												
25 Austin Kearns, R (1.8) OBP: 0.355, SLG: 0.391	FC6-4 1B						K	F7	4	0	2	0	0	1	0												
7 Josh Bard, S (1.2) OBP: 0.204, SLG: 0.255	FC6-4 1-2			F8			G3-1	G4-3	4	0	0	0	0	0	2												
12 Alberto Gonzalez, R (1.6) OBP: 0.333, SLG: 0.426			G5-3		L8		G4-3		3	0	0	0	0	0	0												
31 John Lannan, L (1.1) OBP: 0.100, SLG: 0.100 57 Jason Bergmann, R (6.1) 97 Joe Beimel, L (7.1) 22 Willie Harris, L (8. PH) OBP: 0.400, SLG: 0.403	E1 FC4-6				K			G3-1 1B	2	0	0	0	0	1	0												
Inning Stats	R: 0 E: 0 K: 0 S: 6	H: 0 LOB: 0 BB: 0 P: 11	R: 0 E: 0 K: 1 S: 10	H: 1 LOB: 1 BB: 0 P: 17	R: 0 E: 1 K: 0 S: 9	H: 0 LOB: 1 BB: 0 P: 15	R: 1 E: 0 K: 1 S: 16	H: 2 LOB: 1 BB: 0 P: 29	R: 0 E: 0 K: 2 S: 10	H: 0 LOB: 0 BB: 0 P: 13	R: 0 E: 0 K: 0 S: 11	H: 0 LOB: 0 BB: 0 P: 17	R: 1 E: 0 K: 1 S: 8	H: 1 LOB: 0 BB: 0 P: 14	R: 0 E: 0 K: 1 S: 9	H: 1 LOB: 2 BB: 1 P: 15		R: 0 E: 0 K: 1 S: 9	H: 0 LOB: 0 BB: 0 P: 17	1B: 3 2B: 0 3B: 0 HR: 2	SF: 0 SAC: 0 DP: 0 HBP: 0	WP: 0 PB: 0 SB: 0 CS: 0	PA: 34				
PITCHER	IP	WLS	BF	H	R	ER	SO	BB	IBB	HBP	BLK	WP	HR	S	P	ERA	WHIP										
50 Jamie Moyer, L (1.1) ERA: 6.75	6.0	W	22	3	1	1	4	0	0	0	0	0	1	62	102	1.50	0.500										
55 Clay Condrey, R (7.1) ERA: 2.2	1.0	H	4	1	1	1	1	0	0	0	0	0	1	8	14	9.00	1.000										
46 Ryan Madson, R (8.1) ERA: 2.49	1.0	H	5	1	0	0	1	1	0	0	0	0	0	9	15	0.00	2.000										
54 Brad Lidge, R (9.1) ERA: 7.71	1.0	S	3	0	0	0	1	0	0	0	0	0	0	9	17	0.00	0.000										

Batter	1	2	3	4	5	6	7	8	9	AB	R	H	RBI	BB	SO	LOB	BOTTOM										
11 Jimmy Rollins, S (1.6) OBP: 0.270, SLG: 0.337	G1-3		F9		P3		P6	K		5	0	0	0	0	1	2	Washington Nationals @ Philadelphia Phillies Citizens Bank Park, Philadelphia, PA Sun May 31 2009, 1:35 PM EDT Att: 45,239 - Sunny - 77 F										
8 Shane Victorino, S (1.8) OBP: 0.342, SLG: 0.449	26 BB		G6-3		P4		L7		3	1	0	0	1	0	0												
26 Chase Utley, L (1.4) OBP: 0.430, SLG: 0.550	1-H 2B		K		1B		6 BB		3	1	2	1	1	1	0												
6 Ryan Howard, L (1.3) OBP: 0.340, SLG: 0.573	K			K	BB		3B		3	0	1	1	1	2	1												
29 Raul Ibanez, L (1.7) OBP: 0.394, SLG: 0.684	K			FC6-4 3B	K		G6-3		4	1	1	0	0	2	4												
28 Jayson Werth, R (1.9) OBP: 0.342, SLG: 0.460	K			FC6-4 BB		L6		F9	3	0	0	0	1	1	0												
7 Pedro Feliz, R (1.5) OBP: 0.365, SLG: 0.432	G4-3		FC6-4 27 BB		FC6-4 BB		G5-3		4	0	1	1	0	0	1												
27 Chris Coste, R (1.2) OBP: 0.356, SLG: 0.460 51 Carlos Ruiz, R (8. PR) OBP: 0.427, SLG: 0.506		HR			BB			1B	2	1	2	1	2	0	0												
50 Jamie Moyer, L (1.1) 19 Greg Maddux, R (5. PH) 55 Clay Condrey, R (7.1) 46 Ryan Madson, L (8.1) 12 Matt Stairs, L (8. PH) 54 Brad Lidge, R (9.1)		K			F7		K		2	0	0	0	0	1	2												
Inning Stats	R: 1 E: 0 K: 2 S: 11	H: 1 LOB: 1 BB: 1 P: 21	R: 1 E: 0 K: 2 S: 11	H: 1 LOB: 0 BB: 0 P: 16	R: 0 E: 0 K: 1 S: 15	H: 0 LOB: 0 BB: 0 P: 22	R: 1 E: 0 K: 1 S: 17	H: 1 LOB: 2 BB: 2 P: 31	R: 0 E: 0 K: 1 S: 7	H: 0 LOB: 1 BB: 1 P: 16	R: 0 E: 0 K: 1 S: 9	H: 0 LOB: 1 BB: 1 P: 16	R: 1 E: 0 K: 0 S: 12	H: 1 LOB: 1 BB: 1 P: 21	R: 0 E: 0 K: 2 S: 10	H: 2 LOB: 2 BB: 0 P: 15		R: 0 E: 0 K: 1 S: 10	H: 0 LOB: 0 BB: 0 P: 17	1B: 3 2B: 1 3B: 2 HR: 1	SF: 0 SAC: 0 DP: 0 HBP: 0	WP: 0 PB: 0 SB: 1 CS: 0	PA: 37				
PITCHER	IP	WLS	BF	H	R	ER	SO	BB	IBB	HBP	BLK	WP	HR	S	P	ERA	WHIP										
31 John Lannan, L (1.1) ERA: 4.21	5.0	L	23	4	3	3	7	4	0	0	0	0	0	61	106	5.40	1.600										
57 Jason Bergmann, R (6.1) ERA: 3.97	1.0		4	0	0	0	1	1	0	0	0	0	0	9	16	0.00	1.000										
97 Joe Beimel, L (7.1) ERA: 4.87	1.0		5	1	1	1	0	1	0	0	0	0	0	12	21	9.00	2.000										
38 Joel Hanrahan, R (8.1) ERA: 5.4	1.0		5	2	0	0	2	0	0	0	0	0	0	10	15	0.00	2.000										

AB 33
R 2
H 5
RBI 2
BB 1
SO 7
LOB 9



AB 31
R 4
H 7
RBI 4
BB 6
SO 10
LOB 13



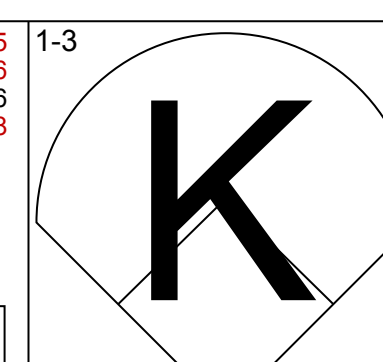
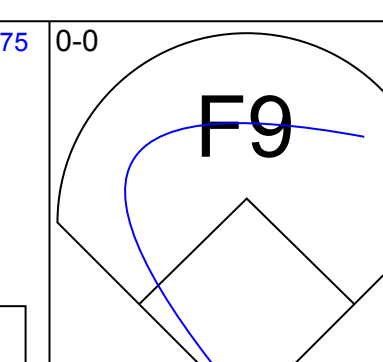
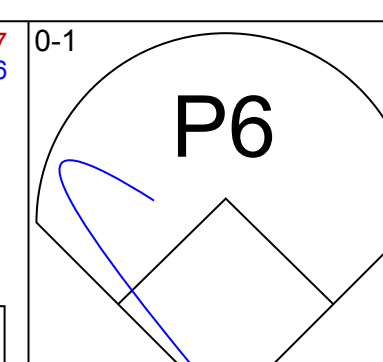
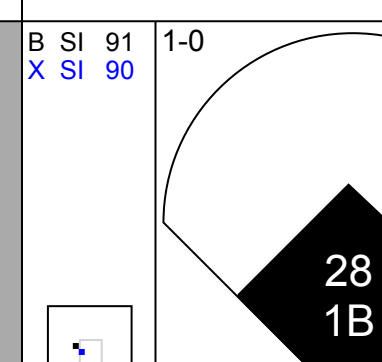
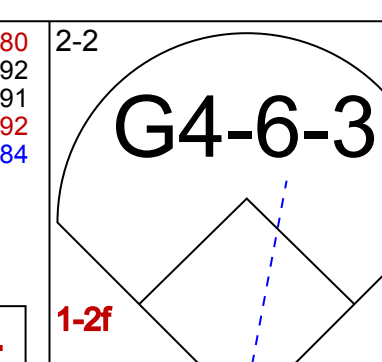
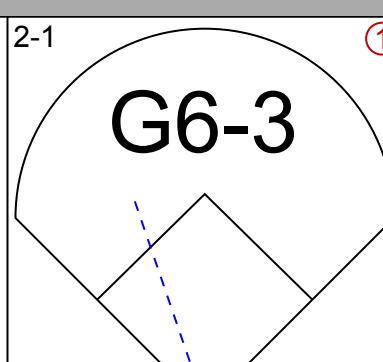
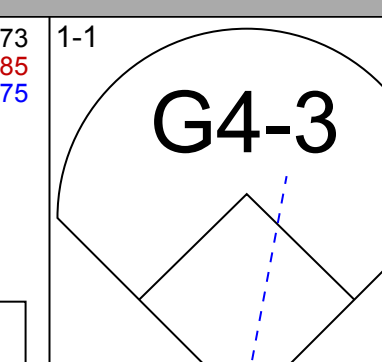
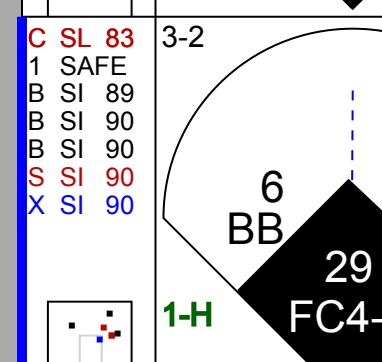
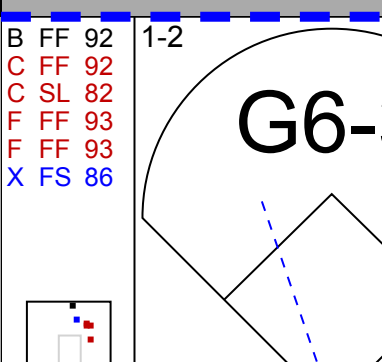
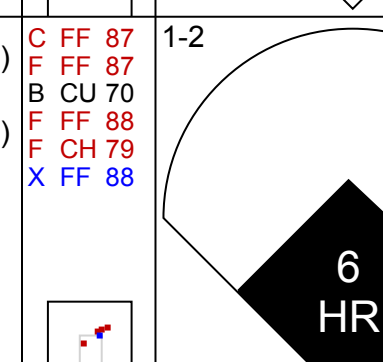
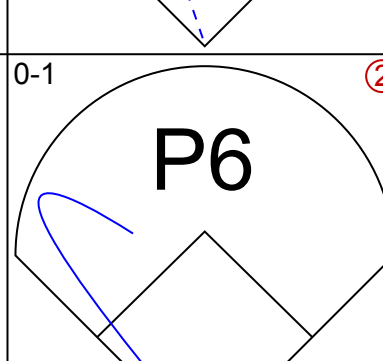
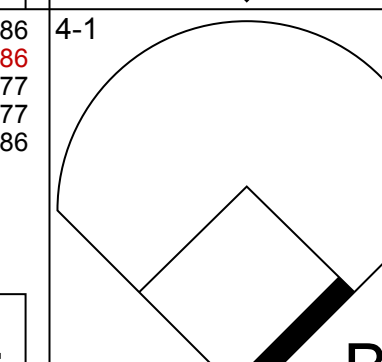
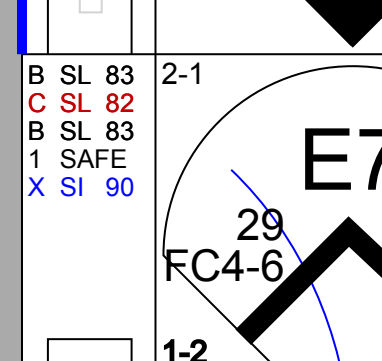
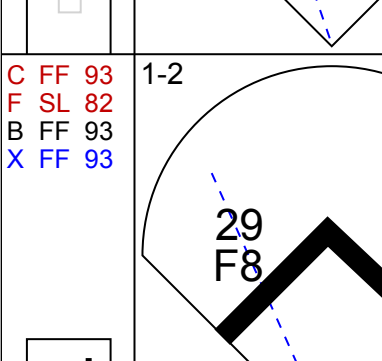
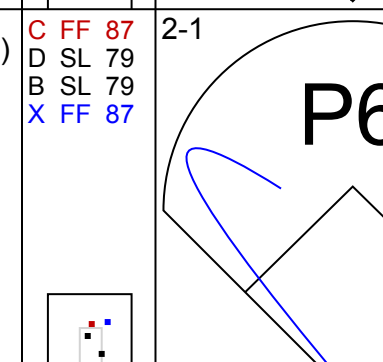
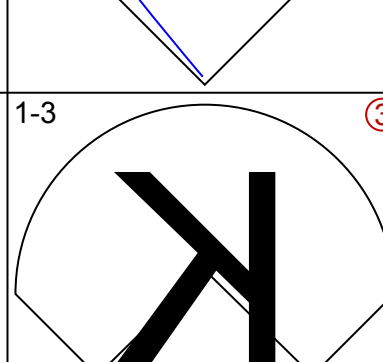
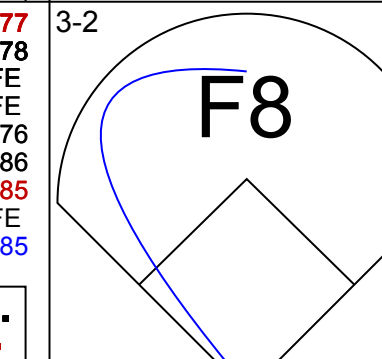
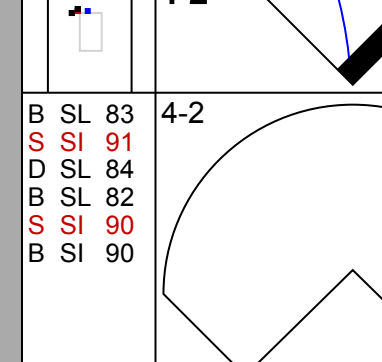
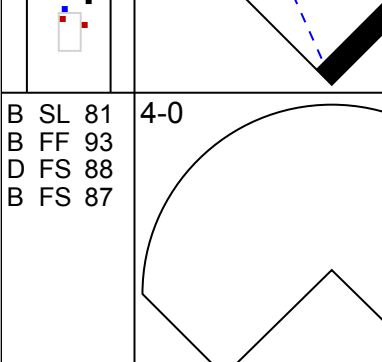
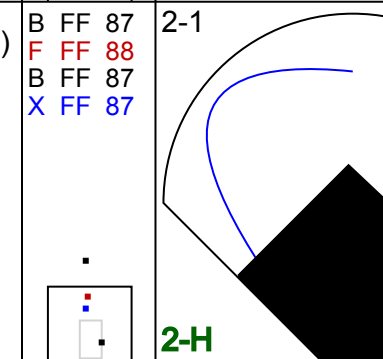
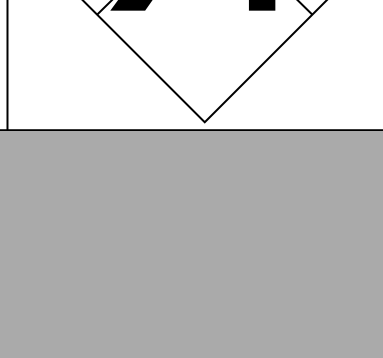
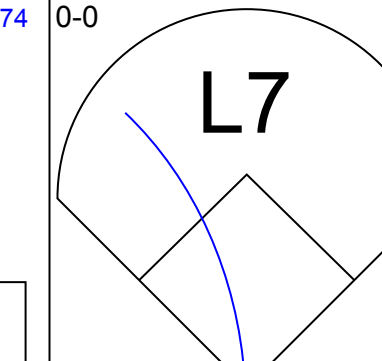
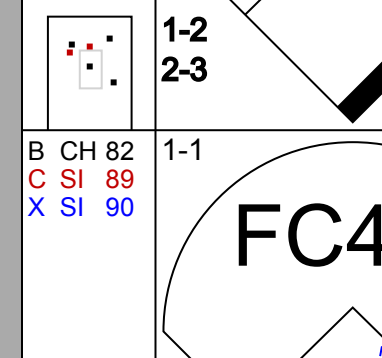

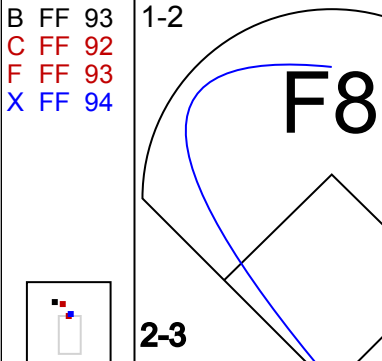
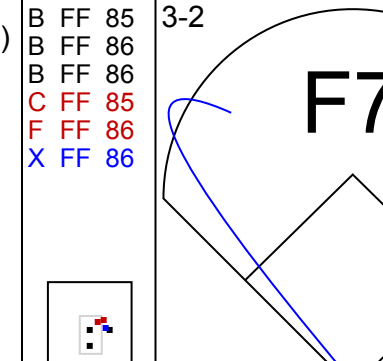
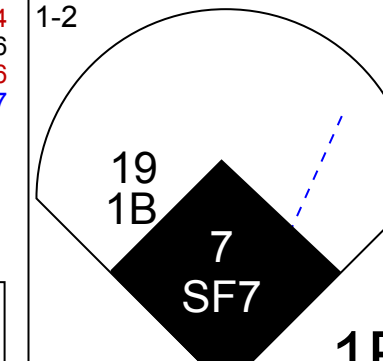
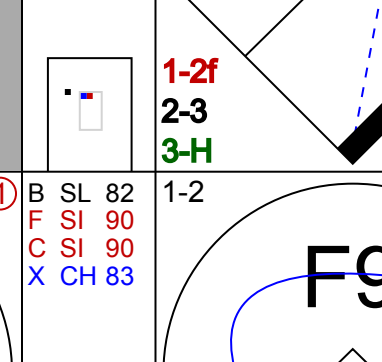
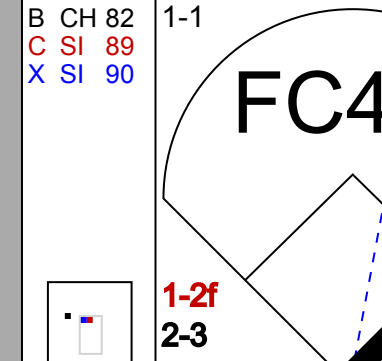
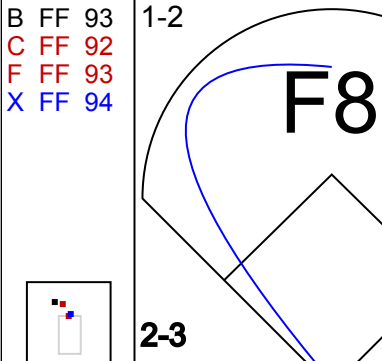
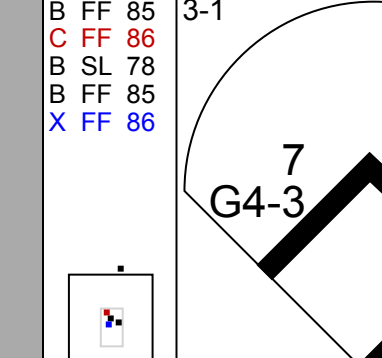
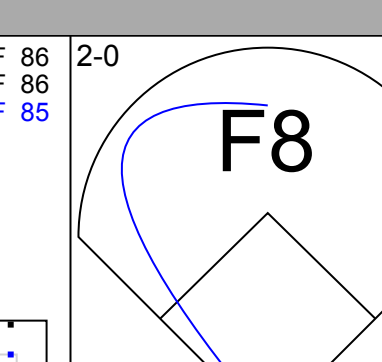
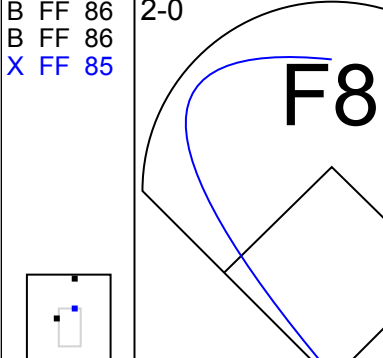
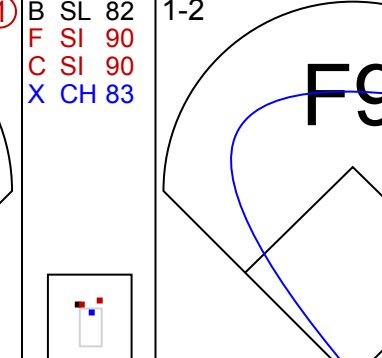
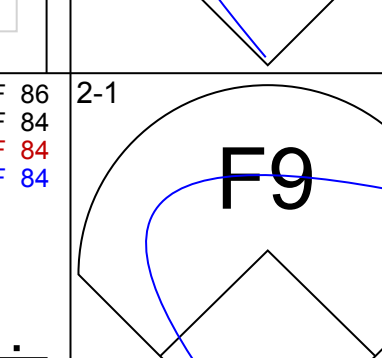
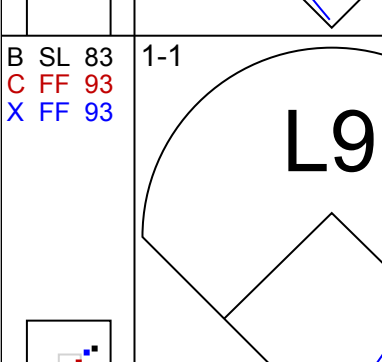
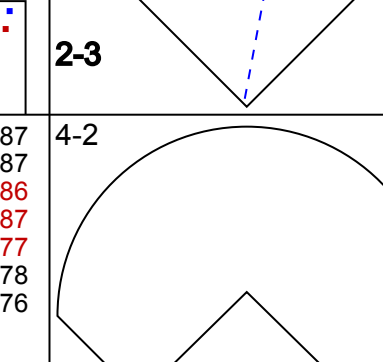
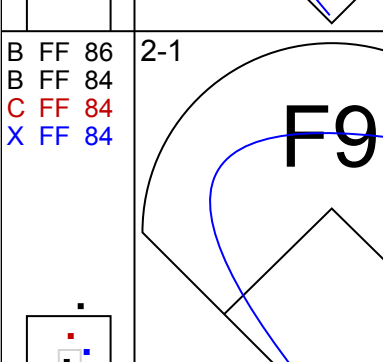
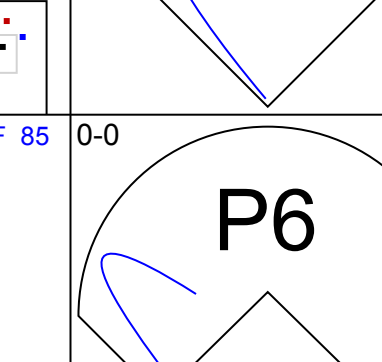
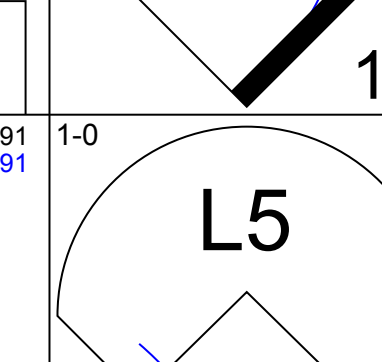
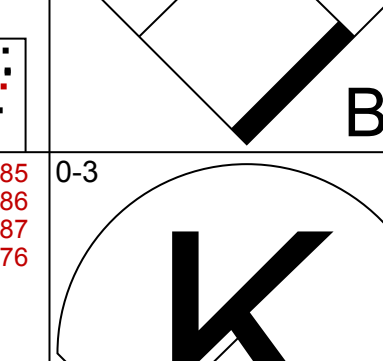
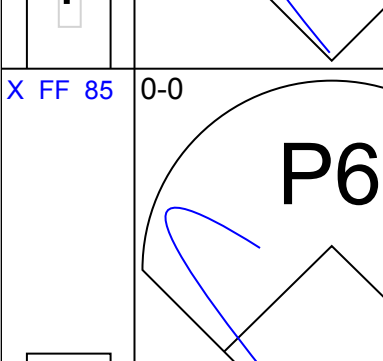
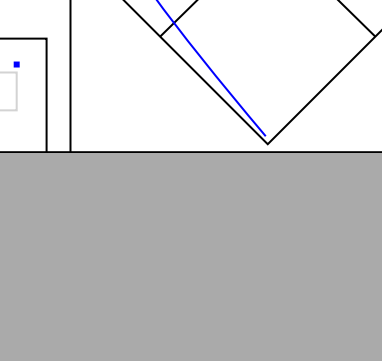
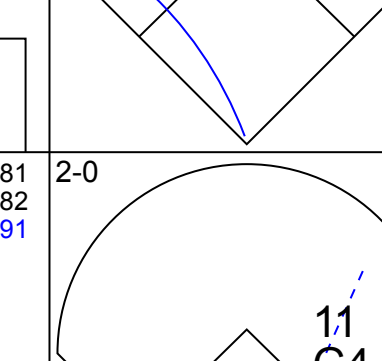
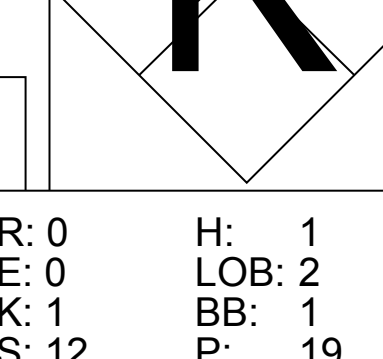
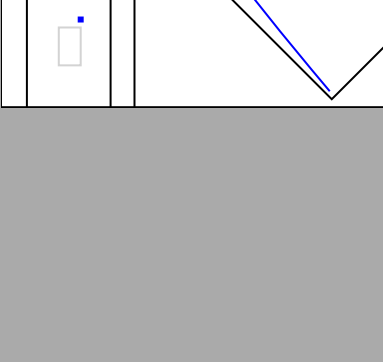
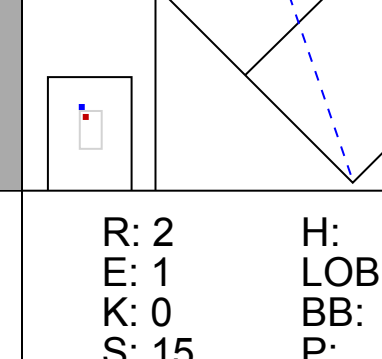
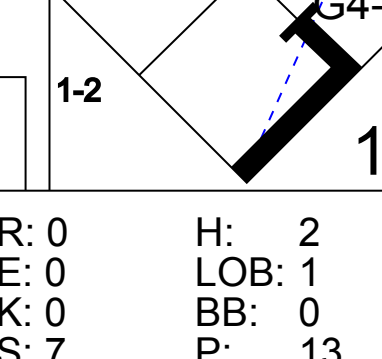
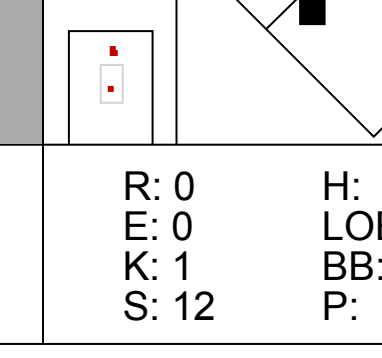
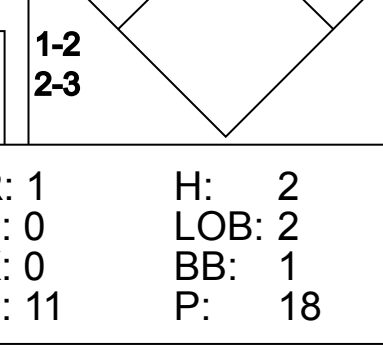
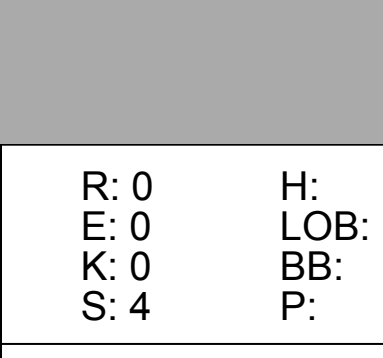
Batter	1	2	3	4	5	6	7	8	9	AB	R	H	RBI	BB	SO	LOB	TOP
11 Jimmy Rollins, S OBP: 0.272, SLG: 0.339	F8	G4-3		G4-3		G3-1		G6-3		5	0	1	0	0	0	0	Philadelphia Phillies @ San Diego Padres PETCO Park, San Diego, CA Tue Jun 02 2009, 10:05 PM EDT Att: 17,625 - Partly Cloudy - 67 F
8 Shane Victorino, S OBP: 0.349, SLG: 0.463	G4-3	G4-3		G4-3		G3-1		G3-1		4	2	2	0	1	0	1	
26 Chase Utley, L OBP: 0.438, SLG: 0.563	G4-3	P5		G6-3		G6-3		G6-3		3	2	1	1	2	0	1	
6 Ryan Howard, L OBP: 0.342, SLG: 0.580	G4-3			G3-1		G3-1		G6-3		3	2	1	2	1	1	1	
29 Raul Ibanez, L OBP: 0.399, SLG: 0.716	G4-3			G3-1		G3-1		G6-3		5	3	3	5	0	0	3	
28 Jayson Werth, R OBP: 0.344, SLG: 0.448	G4-3			G3-1		G3-1		G6-3		3	0	1	0	2	1	0	
19 Greg Dobbs, L OBP: 0.271, SLG: 0.341	SF7			G3-1		G3-1		G6-3		2	1	1	2	0	0	1	
4 Eric Bruntlett, R OBP: 0.195, SLG: 0.250	SF7			G3-1		G3-1		G6-3		2	0	1	0	0	1	1	
51 Carlos Ruiz, R OBP: 0.419, SLG: 0.477	F8			G3-1		G3-1		G6-3		4	0	0	0	1	1	3	
58 Antonio Bastardo, R ERA: 4.1	G4-3			G3-1		G3-1		G6-3		3	0	0	0	0	1	1	
7 Pedro Feliz, R OBP: 0.353, SLG: 0.423				G3-1		G3-1		G6-3		1	0	0	0	0	1	2	
61 Chan Ho Park, R OBP: 0.250, SLG: 0.480				G3-1		G3-1		G6-3		0	0	0	0	0	0	0	
37 Chad Durbin, R OBP: 0.333, SLG: 0.333				G3-1		G3-1		G6-3		0	0	0	0	0	0	0	
46 Ryan Madson, L ERA: 2.66				G3-1		G3-1		G6-3		0	0	0	0	0	0	0	
Inning Stats	R: 4 E: 0 K: 0 S: 16	H: 3 LOB: 1 BB: 2 P: 33	R: 0 E: 0 K: 0 S: 8	H: 1 LOB: 1 BB: 0 P: 11	R: 2 E: 0 K: 1 S: 16	H: 1 LOB: 1 BB: 2 P: 27	R: 1 E: 0 K: 0 S: 12	H: 1 LOB: 0 BB: 0 P: 18	R: 1 E: 0 K: 2 S: 11	H: 1 LOB: 2 BB: 3 P: 38	R: 0 E: 0 K: 0 S: 4	H: 2 LOB: 2 BB: 0 P: 14	R: 0 E: 0 K: 0 S: 9	H: 1 LOB: 0 BB: 0 P: 11	1B: 5 2B: 3 3B: 1 HR: 3	SF: 1 SAC: 0 DP: 2 HBP: 1	WP: 0 PA: 44 PB: 0 CS: 2 SB: 0
PITCHER	IP WLS BF H R ER SO BB IBB HBP BLK WP HR S P ERA WHIP																
44 Jake Peavy, R ERA: 4.1	1.0 L 8 3 4 4 0 2 0 0 0 0 0 0 16 33 36.00 5.000																
52 Josh Geer, R ERA: 5.44	1.0 7 2 2 2 0 2 0 0 0 0 0 1 18 30 18.00 4.000																
59 Luis Perdomo, R ERA: 4.66	4.0 14 2 2 2 3 0 0 0 0 0 0 1 33 53 4.50 0.500																
54 Joe Thatcher, L ERA: 3.38	1.0 7 1 2 2 3 3 0 0 1 0 0 1 19 38 18.00 4.000																
43 Cia Meredith, R ERA: 2.66	2.0 8 3 0 0 0 0 0 0 1 0 0 0 18 25 0.00 1.500																

Batter	1	2	3	4	5	6	7	8	9	AB	R	H	RBI	BB	SO	LOB	BOTTOM				
18 Tony Gwynn Jr., L OBP: 0.376, SLG: 0.394	K		G4-6-3		F8		G4-6-3		K	4	1	1	0	1	2	0	Philadelphia Phillies @ San Diego Padres PETCO Park, San Diego, CA Tue Jun 02 2009, 10:05 PM EDT Att: 17,625 - Partly Cloudy - 67 F				
22 David Eckstein, R OBP: 0.320, SLG: 0.315	F9		G4-6-3		F7		G4-6-3		K	3	0	1	0	0	0	0					
2 Edgar Gonzalez, R OBP: 0.278, SLG: 0.438	F9		G4-6-3		F7		G4-6-3		K	2	1	2	1	0	0	0					
23 Adrián González, L OBP: 0.410, SLG: 0.670			G4-6-3		F7		G4-6-3		K	2	1	1	2	3	0	2					
12 Scott Hairston, R OBP: 0.385, SLG: 0.571	K		F9		F7		G4-6-3		K	2	0	0	0	0	1	2					
7 Chase Headley, S OBP: 0.313, SLG: 0.366	K		F9		F7		G4-6-3		K	2	0	1	2	1	0	0					
5 Kevin Koussanoff, R OBP: 0.275, SLG: 0.339	L1-4-3		L8		F7		K2-3		FC5-4	5	0	0	0	0	1	5					
24 Brian Cites, L OBP: 0.281, SLG: 0.283	K		G6-3		F7		G6-3		G3	4	1	1	0	0	1	0					
28 Henry Blanco, R OBP: 0.286, SLG: 0.355	K		F9		F7		G6-3		L4	4	1	2	0	0	0	0					
14 Josh Wilson, R OBP: 0.273, SLG: 0.245	K		F8		F7		G6-3		K	3	0	0	0	0	2	2					
44 Jake Peavy, R ERA: 4.1	L1-4-3		L8		F7		K2-3		FC5-4	5	0	0	0	0	1	5					
52 Josh Geer, R ERA: 5.44	L1-4-3		L8		F7		K2-3		FC5-4	5	0	0	0	0	1	5					
59 Luis Perdomo, R ERA: 4.66	L1-4-3		L8		F7		K2-3		FC5-4	5	0	0	0	0	1	5					
54 Joe Thatcher, L ERA: 3.38	L1-4-3		L8		F7		K2-3		FC5-4	5	0	0	0	0	1	5					
43 Cia Meredith, R ERA: 2.66	L1-4-3		L8		F7		K2-3		FC5-4	5	0	0	0	0	1	5					
Inning Stats	R: 0 E: 0 K: 2 S: 10	H: 0 LOB: 1 BB: 1 P: 23	R: 0 E: 0 K: 2 S: 13	H: 1 LOB: 2 BB: 0 P: 20	R: 0 E: 0 K: 0 S: 13	H: 2 LOB: 1 BB: 0 P: 20	R: 0 E: 0 K: 0 S: 8	H: 0 LOB: 0 BB: 0 P: 10	R: 0 E: 0 K: 1 S: 12	H: 0 LOB: 0 BB: 0 P: 17	R: 1 E: 0 K: 0 S: 7	H: 1 LOB: 0 BB: 0 P: 12	R: 4 E: 0 K: 2 S: 20	H: 4 LOB: 2 BB: 2 P: 33	R: 0 E: 0 K: 1 S: 7	H: 0 LOB: 0 BB: 0 P: 10	R: 0 E: 0 K: 1 S: 11	H: 1 LOB: 3 BB: 2 P: 23	1B: 8 2B: 0 3B: 0 HR: 1	SF: 0 SAC: 0 DP: 1 HBP: 1	WP: 0 PA: 41 PB: 0 CS: 0 SB: 0
PITCHER	IP WLS BF H R ER SO BB IBB HBP BLK WP HR S P ERA WHIP																				
58 Antonio Bastardo, L ERA: 1.5	6.0 W 23 4 1 1 0 1 0 0 0 0 0 1 63 102 1.50 0.833																				
61 Chan Ho Park, R ERA: 7.32	1.0 9 4 4 4 2 2 0 0 0 0 0 0 20 33 36.00 6.000																				
37 Chad Durbin, R ERA: 4.23	1.2 8 1 0 0 2 2 0 0 0 0 0 0 17 32 0.00 1.800																				
46 Ryan Madson, R ERA: 2.45	0.1 S 1 0 0 0 0 0 0 0 0 0 0 0 1 1 0.00 0.000																				

AB	35
R	10
H	11
RBI	10
BB	7
SO	6
LOB	14

AB	35
R	5
H	9
RBI	5
BB	5
SO	9
LOB	15

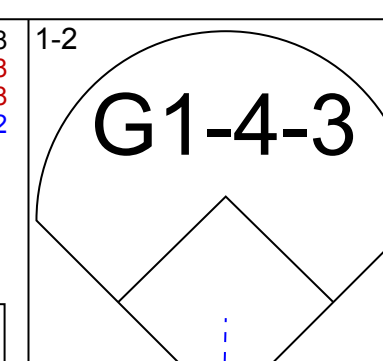
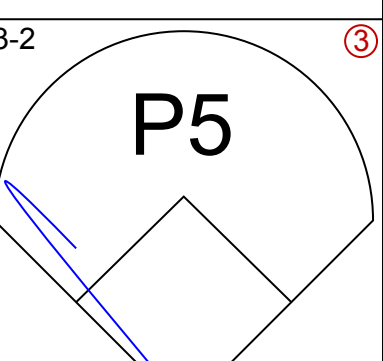
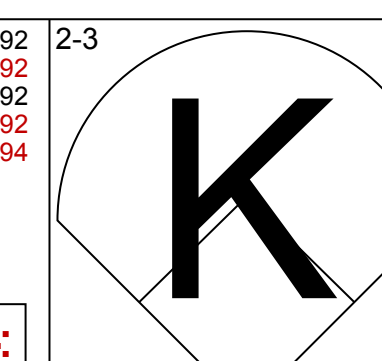

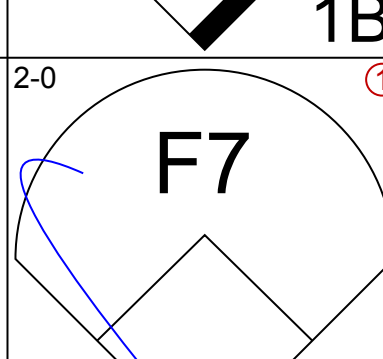
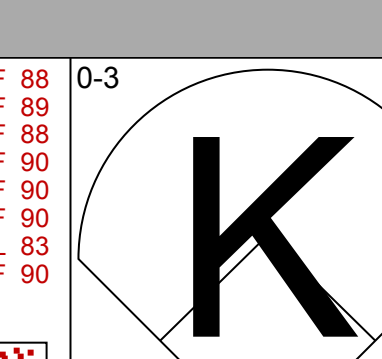
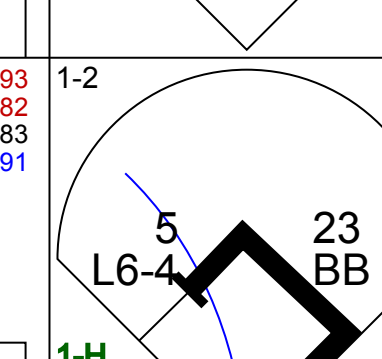
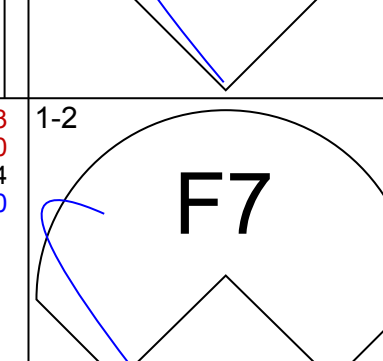
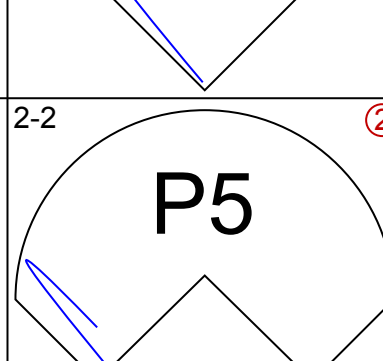
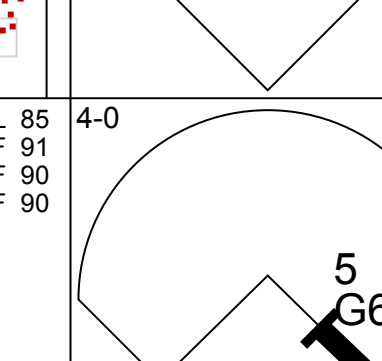
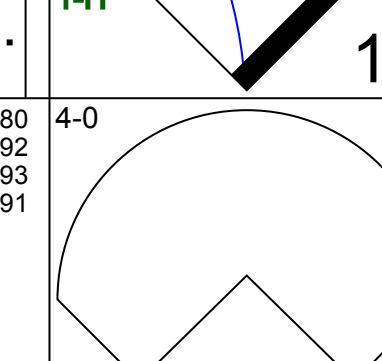
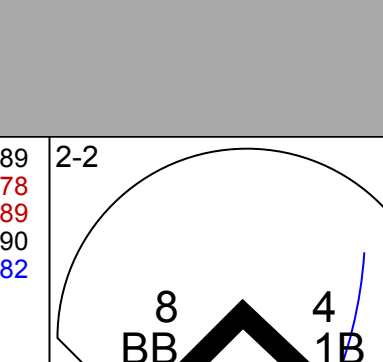
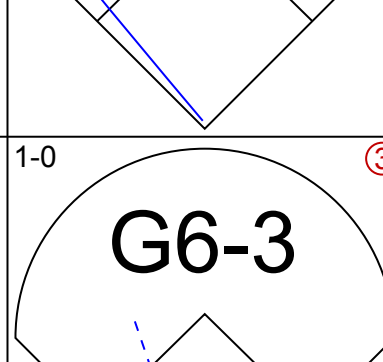
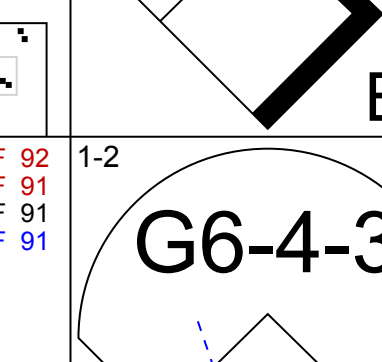
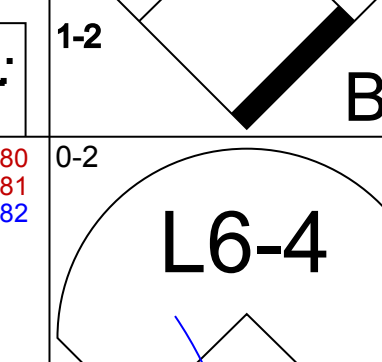
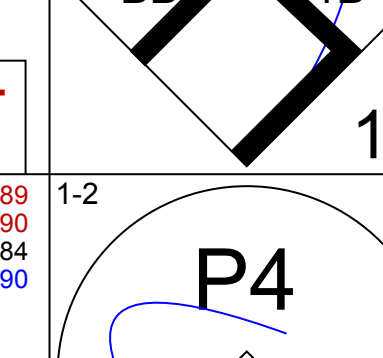
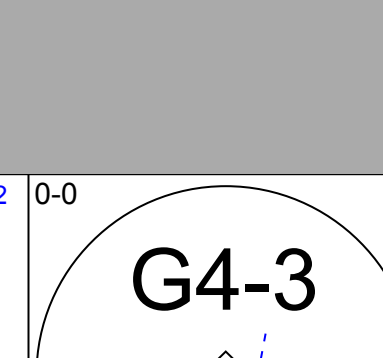
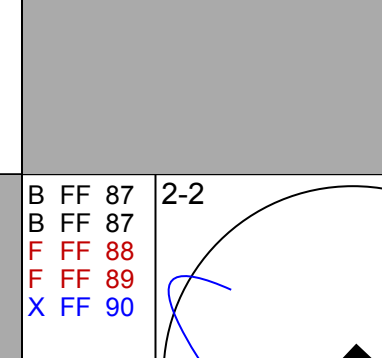
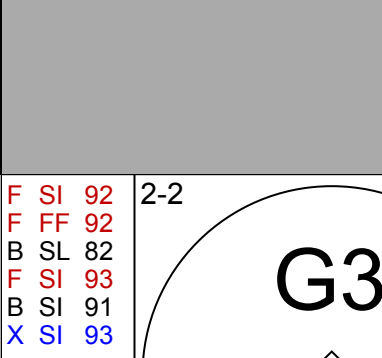
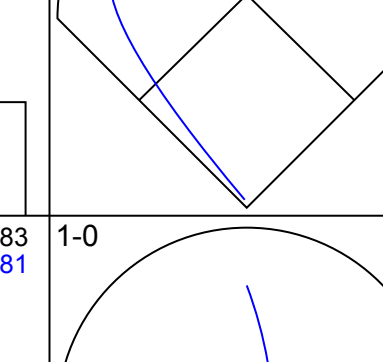
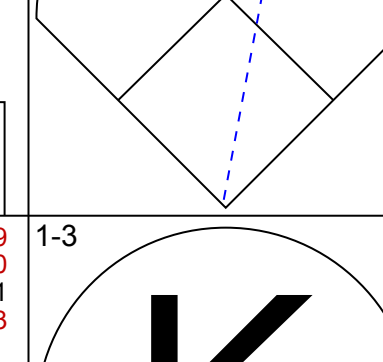
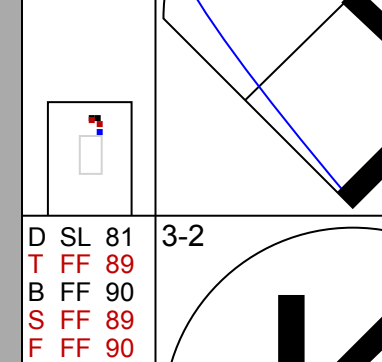
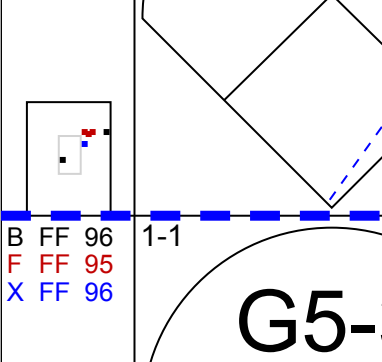
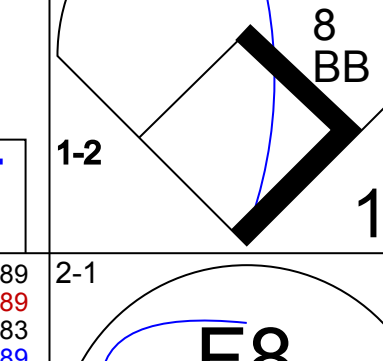
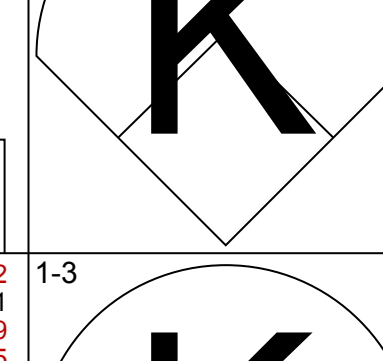
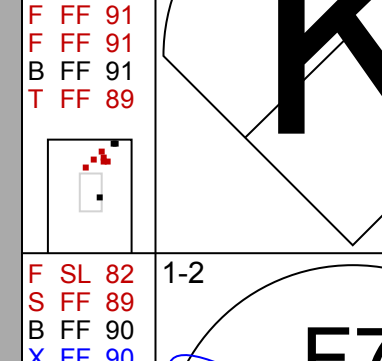
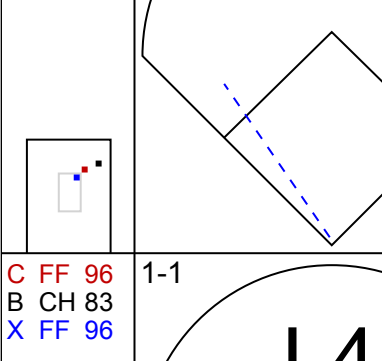
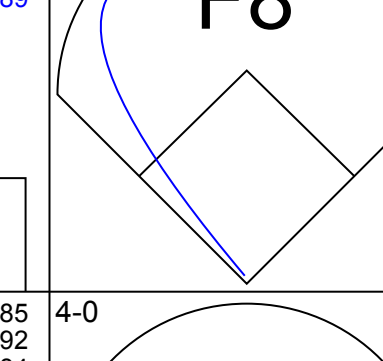
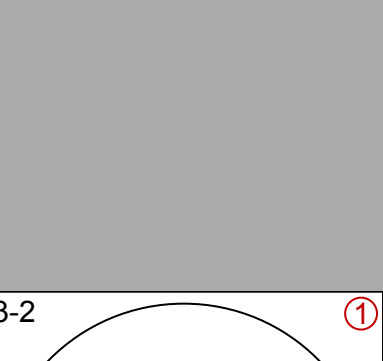
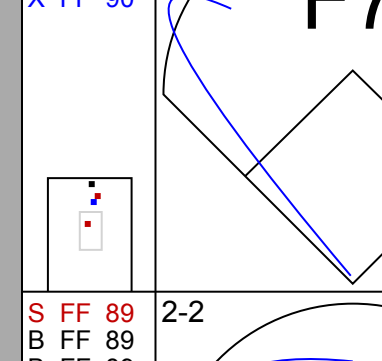
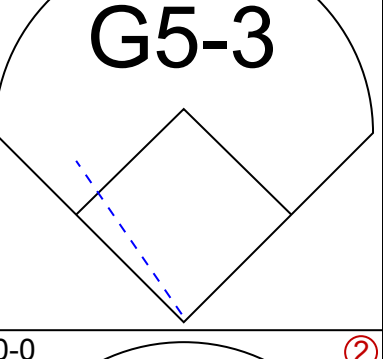
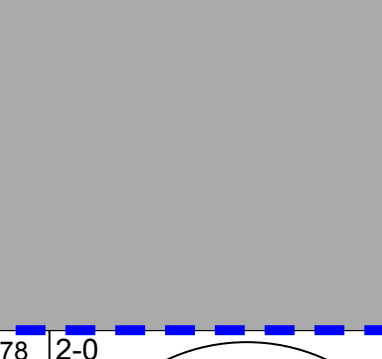
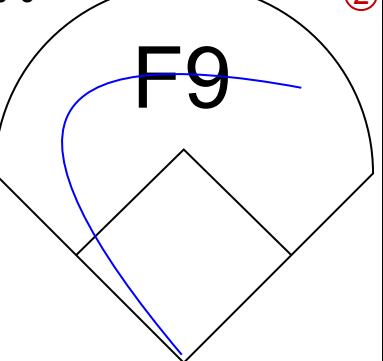


Batter	1	2	3	4	5	6	7	8	9	AB	R	H	RBI	BB	SO	LOB	TOP						
11 Jimmy Rollins, S OBP: 0.270, SLG: 0.336										5	1	1	0	0	1	6							
8 Shane Victorino, S OBP: 0.349, SLG: 0.465										3	1	1	0	0	0	0							
28 Jayson Werth, R OBP: 0.346, SLG: 0.448										2	1	1	1	0	0	0							
26 Chase Utley, L OBP: 0.437, SLG: 0.556										4	0	1	0	1	0	2							
6 Ryan Howard, L OBP: 0.288, SLG: 0.591										3	1	1	2	2	1	1							
29 Raul Ibanez, L OBP: 0.395, SLG: 0.703										5	1	1	1	0	0	5							
19 Greg Dobbs, L OBP: 0.288, SLG: 0.378										4	0	2	0	0	0	2							
4 Eric Bruntlett, R OBP: 0.190, SLG: 0.243										1	0	0	0	0	0	2							
7 Pedro Feliz, R OBP: 0.356, SLG: 0.421										3	0	1	1	0	0	1							
27 Chris Coste, R OBP: 0.364, SLG: 0.446										2	0	0	0	2	0	1							
43 J.A. Happ, L OBP: 0.277, SLG: 0.606										2	0	0	0	0	1	2							
12 Matt Stairs, L OBP: 0.477, SLG: 0.606										1	0	1	0	0	0	0							
16 J.C. Romero, S OBP: 0.190, SLG: 0.243										0	0	0	0	0	0	0							
46 Ryan Madson, L OBP: 0.190, SLG: 0.243										0	0	0	0	0	0	0							
Inning Stats	R: 2 E: 0 K: 1 S: 15	H: 2 LOB: 0 BB: 0 P: 24	R: 0 E: 0 K: 1 S: 12	H: 1 LOB: 2 BB: 1 P: 19	R: 0 E: 0 K: 1 S: 8	H: 0 LOB: 0 BB: 0 P: 11	R: 1 E: 0 K: 0 S: 11	H: 2 LOB: 2 BB: 1 P: 18	R: 0 E: 0 K: 0 S: 4	H: 0 LOB: 1 BB: 1 P: 15	R: 0 E: 0 K: 0 S: 4	H: 0 LOB: 0 BB: 0 P: 8	R: 2 E: 1 K: 0 S: 15	H: 2 LOB: 2 BB: 1 P: 27	R: 0 E: 0 K: 0 S: 7	H: 2 LOB: 1 BB: 0 P: 13	R: 0 E: 0 K: 0 S: 13	H: 1 LOB: 2 BB: 1 P: 21	1B: 7 2B: 2 3B: 0 HR: 1	SF: 1 SAC: 1 DP: 1 HBP: 0	WP: 0 PB: 0 SB: 2 CS: 0	PA: 42	
PITCHER	IP WLS BF H R ER SO BB IBB HBP BLK WP HR S P ERA WHIP	IP WLS BF H R ER SO BB IBB HBP BLK WP HR S P ERA WHIP	IP WLS BF H R ER SO BB IBB HBP BLK WP HR S P ERA WHIP	IP WLS BF H R ER SO BB IBB HBP BLK WP HR S P ERA WHIP	IP WLS BF H R ER SO BB IBB HBP BLK WP HR S P ERA WHIP	IP WLS BF H R ER SO BB IBB HBP BLK WP HR S P ERA WHIP	IP WLS BF H R ER SO BB IBB HBP BLK WP HR S P ERA WHIP	IP WLS BF H R ER SO BB IBB HBP BLK WP HR S P ERA WHIP	IP WLS BF H R ER SO BB IBB HBP BLK WP HR S P ERA WHIP	IP WLS BF H R ER SO BB IBB HBP BLK WP HR S P ERA WHIP	IP WLS BF H R ER SO BB IBB HBP BLK WP HR S P ERA WHIP	IP WLS BF H R ER SO BB IBB HBP BLK WP HR S P ERA WHIP	IP WLS BF H R ER SO BB IBB HBP BLK WP HR S P ERA WHIP	IP WLS BF H R ER SO BB IBB HBP BLK WP HR S P ERA WHIP	IP WLS BF H R ER SO BB IBB HBP BLK WP HR S P ERA WHIP	IP WLS BF H R ER SO BB IBB HBP BLK WP HR S P ERA WHIP	IP WLS BF H R ER SO BB IBB HBP BLK WP HR S P ERA WHIP	IP WLS BF H R ER SO BB IBB HBP BLK WP HR S P ERA WHIP	IP WLS BF H R ER SO BB IBB HBP BLK WP HR S P ERA WHIP	IP WLS BF H R ER SO BB IBB HBP BLK WP HR S P ERA WHIP	IP WLS BF H R ER SO BB IBB HBP BLK WP HR S P ERA WHIP	IP WLS BF H R ER SO BB IBB HBP BLK WP HR S P ERA WHIP	IP WLS BF H R ER SO BB IBB HBP BLK WP HR S P ERA WHIP

Philadelphia Phillies @ San Diego Padres
PETCO Park, San Diego, CA
Wed Jun 03 2009, 10:05 PM EDT
Att: 15,436 - Partly Cloudy - 66 F

AB 35
R 5
H 10
RBI 5
BB 5
SO 3
LOB 22



Batter	1	2	3	4	5	6	7	8	9	AB	R	H	RBI	BB	SO	LOB	BOTTOM						
18 Tony Gwynn Jr., L OBP: 0.366, SLG: 0.378										4	0	1	0	0	1	1							
22 David Eckstein, R OBP: 0.319, SLG: 0.313										4	0	1	1	0	1	1							
23 Adrián González, L OBP: 0.412, SLG: 0.663										2	0	0	0	2	0	1							
5 Kevin Kouzmanoff, R OBP: 0.275, SLG: 0.337										4	0	1	0	0	0	4							
24 Brian Giles, L OBP: 0.280, SLG: 0.288										4	0	1	0	0	0	1							
4 Nick Hundley, R OBP: 0.338, SLG: 0.394										4	0	1	0	0	2	1							
25 Will Venable, L OBP: 0.338, SLG: 0.394										4	0	0	0	0	1	3							
8 Chris Burke, R OBP: 0.269, SLG: 0.310										2	0	0	0	1	0	1							
32 Chris Young, R OBP: 0.304, SLG: 0.273										2	0	0	0	0	0	3							
40 Greg Burke, R OBP: 0.304, SLG: 0.273										0	0	0	0	0	0	0							
57 Luke Gregerson, L OBP: 0.288, SLG: 0.446										0	0	0	0	0	0	0							
2 Edgar González, R OBP: 0.288, SLG: 0.446										1	1	1	0	0	0	0							
45 Edward Mujica, R OBP: 1.000, SLG: 1.000										0	0	0	0	0	0	0							
Inning Stats	R: 0 E: 0 K: 0 S: 9	H: 0 LOB: 0 BB: 0 P: 12	R: 0 E: 0 K: 0 S: 10	H: 2 LOB: 3 BB: 1 P: 20	R: 0 E: 0 K: 0 S: 9	H: 1 LOB: 1 BB: 0 P: 15	R: 0 E: 0 K: 2 S: 7	H: 0 LOB: 0 BB: 0 P: 9	R: 0 E: 0 K: 0 S: 11	H: 0 LOB: 0 BB: 0 P: 17	R: 0 E: 0 K: 1 S: 11	H: 0 LOB: 0 BB: 1 P: 16	R: 0 E: 0 K: 1 S: 15	H: 1 LOB: 1 BB: 0 P: 23	R: 1 E: 0 K: 1 S: 10	H: 2 LOB: 1 BB: 1 P: 19	R: 0 E: 0 K: 0 S: 8	H: 0 LOB: 0 BB: 0 P: 12	1B: 5 2B: 2 3B: 0 HR: 0	SF: 0 SAC: 0 DP: 2 HBP: 0	WP: 0 PB: 1 SB: 0 CS: 0	PA: 34	
PITCHER	IP WLS BF H R ER SO BB IBB HBP BLK WP HR S P ERA WHIP	IP WLS BF H R ER SO BB IBB HBP BLK WP HR S P ERA WHIP	IP WLS BF H R ER SO BB IBB HBP BLK WP HR S P ERA WHIP	IP WLS BF H R ER SO BB IBB HBP BLK WP HR S P ERA WHIP	IP WLS BF H R ER SO BB IBB HBP BLK WP HR S P ERA WHIP	IP WLS BF H R ER SO BB IBB HBP BLK WP HR S P ERA WHIP	IP WLS BF H R ER SO BB IBB HBP BLK WP HR S P ERA WHIP	IP WLS BF H R ER SO BB IBB HBP BLK WP HR S P ERA WHIP	IP WLS BF H R ER SO BB IBB HBP BLK WP HR S P ERA WHIP	IP WLS BF H R ER SO BB IBB HBP BLK WP HR S P ERA WHIP	IP WLS BF H R ER SO BB IBB HBP BLK WP HR S P ERA WHIP	IP WLS BF H R ER SO BB IBB HBP BLK WP HR S P ERA WHIP	IP WLS BF H R ER SO BB IBB HBP BLK WP HR S P ERA WHIP	IP WLS BF H R ER SO BB IBB HBP BLK WP HR S P ERA WHIP	IP WLS BF H R ER SO BB IBB HBP BLK WP HR S P ERA WHIP	IP WLS BF H R ER SO BB IBB HBP BLK WP HR S P ERA WHIP	IP WLS BF H R ER SO BB IBB HBP BLK WP HR S P ERA WHIP	IP WLS BF H R ER SO BB IBB HBP BLK WP HR S P ERA WHIP	IP WLS BF H R ER SO BB IBB HBP BLK WP HR S P ERA WHIP	IP WLS BF H R ER SO BB IBB HBP BLK WP HR S P ERA WHIP	IP WLS BF H R ER SO BB IBB HBP BLK WP HR S P ERA WHIP	IP WLS BF H R ER SO BB IBB HBP BLK WP HR S P ERA WHIP	IP WLS BF H R ER SO BB IBB HBP BLK WP HR S P ERA WHIP

Philadelphia Phillies @ San Diego Padres
PETCO Park, San Diego, CA
Wed Jun 03 2009, 10:05 PM EDT
Att: 15,436 - Partly Cloudy - 66 F

AB 31
R 1
H 6
RBI 1
BB 3
SO 5
LOB 16



Batter	1	2	3	4	5	6	7	8	9	AB R H RBI BB SO LOB	TOP												
11 Jimmy Rollins, S OBP: 0.264, SLG: 0.329	P5		G6-3		F9		F9		F8	5 0 0 0 0 0 4	Philadelphia Phillies @ Los Angeles Dodgers Dodger Stadium, Los Angeles, CA Thu Jun 04 2009, 7:10 PM PDT Att: 33,839 - Clear - 69 F												
26 Chase Utley, L OBP: 0.441, SLG: 0.557	K					F7			IBB	3 1 1 0 2 1 0													
28 Jayson Werth, R OBP: 0.352, SLG: 0.449									IBB	4 1 2 1 1 0 3													
6 Ryan Howard, L OBP: 0.346, SLG: 0.585										2 0 0 1 1 1 3													
29 Raul Ibanez, L OBP: 0.392, SLG: 0.699										4 0 1 1 0 2 0													
7 Pedro Feliz, R OBP: 0.354, SLG: 0.423										4 0 1 0 0 0 2													
4 Eric Bruntlett, R OBP: 0.174, SLG: 0.220										4 0 0 0 0 1 3													
51 Carlos Ruiz, R OBP: 0.431, SLG: 0.483										3 1 2 0 1 1 0													
35 Cole Hamels, L OBP: 0.154, SLG: 0.231										2 0 0 0 0 1 1													
Inning Stats	R: 0 E: 0 K: 1 S: 9	H: 0 LOB: 1 BB: 1 P: 17	R: 0 E: 0 K: 1 S: 8	H: 0 LOB: 0 BB: 0 P: 15	R: 0 E: 0 K: 2 S: 8	H: 0 LOB: 0 BB: 0 P: 13	R: 1 E: 0 K: 1 S: 16	H: 1 LOB: 2 BB: 1 P: 24	R: 0 E: 0 K: 0 S: 7	H: 1 LOB: 2 BB: 1 P: 18	R: 1 E: 0 K: 0 S: 12	H: 2 LOB: 2 BB: 1 P: 22	R: 1 E: 0 K: 1 S: 13	H: 2 LOB: 2 BB: 1 P: 19	R: 0 E: 0 K: 1 S: 7	H: 0 LOB: 0 BB: 0 P: 9	R: 0 E: 0 K: 0 S: 8	H: 1 LOB: 2 BB: 1 P: 14	1B: 4 2B: 3 3B: 0 HR: 0	SF: 1 SAC: 2 DP: 0 HBP: 0	WP: 0 PB: 0 SB: 1 CS: 0	PA: 39	
PITCHER	IP WLS BF H R ER SO BB IBB HBP BLK WP HR S P ERA WHIP											PITCHER	IP WLS BF H R ER SO BB IBB HBP BLK WP HR S P ERA WHIP										
22 Clayton Kershaw, L ERA: 4.26	5.1 L 23 4 2 2 5 2 1 0 0 0 0 0 57 105 3.38 1.125																						
54 Ronald Belisario, R ERA: 2.18	0.2 2 0 0 0 0 0 0 0 0 0 0 0 3 4 0.00 0.000																						
47 Cory Wade, R ERA: 5.12	0.2 5 2 1 1 0 0 0 1 0 0 0 0 10 16 13.50 3.000																						
45 Brent Leach, L ERA: 5.19	0.2 2 0 0 0 1 0 0 0 0 0 0 0 6 8 0.00 0.000																						
59 Guillermo Mota, R ERA: 6.04	1.2 7 1 0 0 1 0 1 0 0 0 0 0 12 18 0.00 0.600																						

AB	31
R	3
H	7
RBI	3
BB	5
SO	7
LOB	16



Batter	1	2	3	4	5	6	7	8	9	AB R H RBI BB SO LOB	BOTTOM												
9 Juan Pierre, L OBP: 0.429, SLG: 0.476										4 0 1 0 0 0 2	Philadelphia Phillies @ Los Angeles Dodgers Dodger Stadium, Los Angeles, CA Thu Jun 04 2009, 7:10 PM PDT Att: 33,839 - Clear - 69 F												
15 Rafael Furcal, S OBP: 0.302, SLG: 0.294										4 0 0 0 0 1 2													
13 Orlando Hudson, S OBP: 0.406, SLG: 0.461										3 0 0 0 0 1 0													
23 Casey Blake, R OBP: 0.362, SLG: 0.533										3 0 0 0 0 1 0													
7 James Loney, L OBP: 0.350, SLG: 0.379										3 0 1 0 0 1 0													
55 Russell Martin, R OBP: 0.371, SLG: 0.313										3 0 0 0 0 0 1													
16 Andre Ethier, L OBP: 0.362, SLG: 0.438										3 0 1 0 0 0 0													
27 Matt Kemp, R OBP: 0.376, SLG: 0.481										3 0 1 0 0 1 1													
22 Clayton Kershaw, L OBP: 0.228, SLG: 0.192										1 0 1 0 0 0 0	Philadelphia Phillies @ Los Angeles Dodgers Dodger Stadium, Los Angeles, CA Thu Jun 04 2009, 7:10 PM PDT Att: 33,839 - Clear - 69 F												
54 Ronald Belisario, R ERA: 2.18										0 0 0 0 0 0 0													
5 Mark Loretta, R OBP: 0.405, SLG: 0.333										1 0 0 0 0 0 1													
47 Cory Wade, R ERA: 5.12										0 0 0 0 0 0 0													
45 Brent Leach, R ERA: 5.19										0 0 0 0 0 0 0													
59 Guillermo Mota, R ERA: 6.04										1 0 0 0 0 0 1													
30 Jamie Hoffmann, R OBP: 0.145, SLG: 0.200										0 0 0 0 0 0 0													
Inning Stats	R: 0 E: 0 K: 1 S: 7	H: 1 LOB: 0 BB: 0 P: 11	R: 0 E: 0 K: 1 S: 11	H: 1 LOB: 0 BB: 0 P: 16	R: 0 E: 0 K: 1 S: 6	H: 1 LOB: 1 BB: 0 P: 6	R: 0 E: 0 K: 0 S: 6	H: 0 LOB: 0 BB: 0 P: 8	R: 0 E: 0 K: 0 S: 6	H: 0 LOB: 0 BB: 0 P: 10	R: 0 E: 0 K: 0 S: 8	H: 1 LOB: 1 BB: 0 P: 11	R: 0 E: 0 K: 1 S: 6	H: 0 LOB: 0 BB: 0 P: 10	R: 0 E: 0 K: 1 S: 10	H: 0 LOB: 0 BB: 0 P: 13	R: 0 E: 0 K: 0 S: 8	H: 1 LOB: 1 BB: 0 P: 12	1B: 4 2B: 1 3B: 0 HR: 0	SF: 0 SAC: 0 DP: 2 HBP: 0	WP: 0 PB: 0 SB: 0 CS: 0	PA: 29	
PITCHER	IP WLS BF H R ER SO BB IBB HBP BLK WP HR S P ERA WHIP											PITCHER	IP WLS BF H R ER SO BB IBB HBP BLK WP HR S P ERA WHIP										
35 Cole Hamels, L ERA: 4.4	9.0 W 29 5 0 0 5 0 0 0 0 0 0 0 68 97 0.00 0.556																						

AB	29
R	0
H	5
RBI	0
BB	0
SO	5
LOB	8



Batter	1	2	3	4	5	6	7	8	9	AB	R	H	RBI	BB	SO	LOB	TOP	
11 Jimmy Rollins, S OBP: 0.259, SLG: 0.322	P5	G6-3		F9		G4-3		F7		5	0	0	0	0	0	7		
26 Chase Utley, L OBP: 0.440, SLG: 0.559	1B		F7				L8		K2-3	5	0	2	2	0	1	0		
28 Jayson Werth, R OBP: 0.362, SLG: 0.453										3	1	2	0	2	1	1		
6 Ryan Howard, L OBP: 0.347, SLG: 0.586										5	0	2	0	0	2	4		
29 Raul Ibanez, L OBP: 0.388, SLG: 0.687										5	0	1	1	0	1	5		
7 Pedro Feliz, R OBP: 0.357, SLG: 0.425										4	0	2	0	0	0	2		
4 Eric Bruntlett, R OBP: 0.204, SLG: 0.250										3	1	2	0	0	0	1		
27 Chris Coste, R OBP: 0.350, SLG: 0.426										3	1	0	0	0	1	3	AB 36	
19 Greg Dobbs, L OBP: 0.499, SLG: 0.370										1	0	0	0	0	0	2	R 3	
16 J.C. Romero, S										0	0	0	0	0	0	0	H 11	
54 Brad Lidge, R										0	0	0	0	0	0	0	RBI 3	
50 Jamie Moyer, L OBP: 0.348, SLG: 0.067										2	0	0	0	0	2	2	BB 3	
12 Matt Stairs, L OBP: 0.499, SLG: 0.606										0	0	0	0	1	0	0	SO 8	
51 Carlos Ruiz, R OBP: 0.431, SLG: 0.483										0	0	0	0	0	0	0	LOB 27	
Inning Stats	R: 0 E: 0 K: 1 S: 11	H: 1 LOB: 2 BB: 1 P: 16	R: 0 E: 0 K: 0 S: 8	H: 2 LOB: 2 BB: 0 P: 10	R: 1 E: 0 K: 0 S: 9	H: 2 LOB: 1 BB: 0 P: 17	R: 2 E: 1 K: 2 S: 13	H: 2 LOB: 1 BB: 0 P: 18	R: 0 E: 0 K: 2 S: 13	H: 0 LOB: 0 BB: 0 P: 18	R: 0 E: 0 K: 0 S: 14	H: 2 LOB: 3 BB: 1 P: 26	R: 0 E: 0 K: 3 S: 15	H: 1 LOB: 1 BB: 0 P: 20	1B: 9 2B: 2 3B: 0 HR: 0	SF: 0 SAC: 2 DP: 0 HBP: 0	WP: 0 PB: 0 SB: 0 CS: 1	PA: 42
PITCHER	IP WLS BF H R ER SO BB IBB HBP BLK WP HR S P ERA WHIP																	
28 Eric Milton, L ERA: 2.89	4.1 23 8 3 1 3 1 0 0 0 0 0 0 46 69 2.08 2.077																	
59 Guillermo Mota, R ERA: 5.63	1.2 5 0 0 0 2 0 0 0 0 0 0 0 20 28 0.00 0.000																	
45 Brent Leach, L ERA: 4.66	1.0 4 1 0 0 0 1 0 0 0 0 0 0 11 23 0.00 2.000																	
38 Ramon Troncoso, R ERA: 1.78	1.0 5 1 0 0 0 0 1 0 0 0 0 0 11 21 0.00 1.000																	
51 Jonathan Broxton, R ERA: 1.28	1.0 W 4 1 0 0 3 0 0 0 0 0 0 0 15 20 0.00 1.000																	

Philadelphia Phillies @ Los Angeles Dodgers
Dodger Stadium, Los Angeles, CA
Fri Jun 05 2009, 7:10 PM PDT
Att: 52,538 - Cloudy - 66 F

AB	36
R	3
H	11
RBI	3
BB	3
SO	8
LOB	27



Batter	1	2	3	4	5	6	7	8	9	AB	R	H	RBI	BB	SO	LOB	BOTTOM					
9 Juan Pierre, L OBP: 0.431, SLG: 0.473	P4-5					G4-3		K		3	1	1	0	0	1	1						
15 Rafael Furcal, S OBP: 0.301, SLG: 0.299	1B									4	1	1	0	0	1	2						
13 Orlando Hudson, S OBP: 0.399, SLG: 0.453										4	0	0	1	0	0	1						
23 Casey Blake, R OBP: 0.360, SLG: 0.526										4	1	1	0	0	0	1						
7 James Loney, L OBP: 0.352, SLG: 0.378										3	1	1	1	1	1	0						
55 Russell Martin, R OBP: 0.364, SLG: 0.306										4	0	0	0	0	0	3						
16 Andre Ethier, L OBP: 0.361, SLG: 0.439										4	0	1	2	0	1	0						
27 Matt Kemp, R OBP: 0.379, SLG: 0.481										2	0	1	0	1	1	0						
28 Eric Milton, L ERA: 2.89										1	0	0	0	0	0	0						
59 Guillermo Mota, R ERA: 5.63										0	0	0	0	0	0	0						
30 Jamie Hoffmann, R ERA: 6.27										1	0	0	0	0	0	1						
45 Brent Leach, R ERA: 4.66										0	0	0	0	0	0	0						
38 Ramon Troncoso, R ERA: 1.78										0	0	0	0	0	0	0						
5 Mark Loretta, R OBP: 0.307, SLG: 0.328										1	0	0	0	0	0	0						
51 Jonathan Broxton, R ERA: 1.28										0	0	0	0	0	0	0						
Inning Stats	R: 0 E: 0 K: 0 S: 5	H: 1 LOB: 0 BB: 0 P: 12	R: 0 E: 0 K: 0 S: 9	H: 0 LOB: 0 BB: 0 P: 15	R: 0 E: 0 K: 1 S: 7	H: 0 LOB: 0 BB: 0 P: 10	R: 1 E: 0 K: 0 S: 7	H: 0 LOB: 0 BB: 0 P: 15	R: 0 E: 0 K: 2 S: 9	H: 0 LOB: 0 BB: 0 P: 14	R: 0 E: 0 K: 0 S: 7	H: 1 LOB: 1 BB: 0 P: 10	R: 1 E: 0 K: 0 S: 12	H: 2 LOB: 1 BB: 0 P: 22	R: 0 E: 0 K: 1 S: 11	H: 0 LOB: 1 BB: 1 P: 17	R: 2 E: 1 K: 1 S: 16	H: 2 LOB: 2 BB: 1 P: 26	1B: 4 2B: 3 3B: 0 HR: 0	SF: 0 SAC: 0 DP: 2 HBP: 1	WP: 0 PB: 0 SB: 3 CS: 0	PA: 34
PITCHER	IP WLS BF H R ER SO BB IBB HBP BLK WP HR S P ERA WHIP																					
50 Jamie Moyer, L ERA: 6.27	7.0 24 4 2 2 3 0 0 0 1 0 0 0 11 98 2.57 0.571																					
16 J.C. Romero, L ERA: 6.27	1.0 H 4 0 0 0 1 1 0 0 0 0 0 0 11 17 0.00 1.000																					
54 Brad Lidge, R ERA: 7.2	0.2 L 6 2 2 0 1 1 0 0 0 0 0 0 0 16 26 0.00 4.500																					

Philadelphia Phillies @ Los Angeles Dodgers
Dodger Stadium, Los Angeles, CA
Fri Jun 05 2009, 7:10 PM PDT
Att: 52,538 - Cloudy - 66 F

AB	31
R	4
H	6
RBI	4
BB	2
SO	5
LOB	10



Batter	1	2	3	4	5	6	7	8	9	AB	R	H	RBI	BB	SO	LOB	TOP					
8 Shane Victorino, S OBP: 0.341, SLG: 0.463	P5		P6				L1-3			4	0	1	0	0	0	2	Philadelphia Phillies @ New York Mets Citi Field, Flushing, NY Tue Jun 09 2009, 7:10 PM EDT Att: 37,152 - Cloudy - 65 F					
26 Chase Utley, L OBP: 0.435, SLG: 0.558	P4		G3		F9			HR		4	1	1	1	0	0	1						
28 Jayson Werth, R OBP: 0.357, SLG: 0.438	P6		G4-3			11 HR		G4-6-3		4	1	2	0	0	0	0						
6 Ryan Howard, L OBP: 0.336, SLG: 0.585	K		HR		F7			G4-6-3		4	1	1	1	0	1	2						
29 Raul Ibanez, L OBP: 0.384, SLG: 0.682	K		HR		P5			G4-3		4	1	1	1	0	1	1						
11 Jimmy Rollins, S OBP: 0.288, SLG: 0.342	P6		1B		HR					4	1	3	2	0	0	0						
7 Pedro Feliz, R OBP: 0.358, SLG: 0.426			F8		P3					4	0	1	0	0	1	2						
51 Carlos Ruiz, R OBP: 0.424, SLG: 0.495			F7		P3			FC4-6		3	0	0	0	0	0	1						
12 Matt Stairs, L OBP: 0.489, SLG: 0.600			G6-3		G4-3					1	0	0	0	0	0	1						
43 J.A. Happ, L 55 Clay Condrey, R 4 Eric Brunnett, R 37 Chad Durbin, R 16 J.C. Romero, S 19 Greg Dobbs, L										2	0	0	0	0	0	1						
Inning Stats	R: 0 E: 0 K: 0 S: 6	H: 0 LOB: 0 BB: 0 P: 8	R: 0 E: 0 K: 2 S: 8	H: 0 LOB: 0 BB: 0 P: 10	R: 0 E: 0 K: 0 S: 11	H: 1 LOB: 1 BB: 0 P: 14	R: 2 E: 0 K: 0 S: 17	H: 3 LOB: 1 BB: 0 P: 18	R: 0 E: 0 K: 0 S: 9	H: 1 LOB: 1 BB: 0 P: 12	R: 2 E: 0 K: 0 S: 10	H: 2 LOB: 3 BB: 0 P: 12	R: 0 E: 0 K: 0 S: 9	H: 0 LOB: 0 BB: 1 P: 14	R: 1 E: 0 K: 0 S: 7	H: 2 LOB: 0 BB: 0 P: 11	R: 0 E: 0 K: 2 S: 12	H: 1 LOB: 1 BB: 0 P: 20	1B: 5 2B: 2 3B: 0 HR: 4	SF: 0 SAC: 0 DP: 2 HBP: 0	WP: 0 PB: 0 SB: 0 CS: 0	PA: 36
PITCHER	IP WLS BF H R ER SO BB IBB HBP BLK WP HR S P ERA WHIP																					
57 Johan Santana, L ERA: 2.98	7.0 W 29 8 5 5 2 1 0 0 0 0 4 71 91 6.43 1.286																					
39 Bobby Parnell, R ERA: 1.96	0.0 1 1 0 0 0 0 0 0 0 0 0 3 4 ∞ ∞																					
25 Pedro Feliciano, L ERA: 2.25	1.0 H 2 0 0 0 0 0 0 0 0 0 0 3 4 0.00 0.000																					
75 Francisco Rodriguez, R ERA: 0.65	1.0 S 4 1 0 0 2 0 0 0 0 0 0 0 12 20 0.00 1.000																					

Batter	1	2	3	4	5	6	7	8	9	AB	R	H	RBI	BB	SO	LOB	BOTTOM			
1 Luis Castillo, S OBP: 0.368, SLG: 0.319	K		L4		F9		P6		P3	5	0	0	0	0	1	2	Philadelphia Phillies @ New York Mets Citi Field, Flushing, NY Tue Jun 09 2009, 7:10 PM EDT Att: 37,152 - Cloudy - 65 F			
3 Alex Cora, L OBP: 0.402, SLG: 0.420	G6-3		15 HR		K			L6		5	1	2	1	0	1	0				
15 Carlos Beltrán, S OBP: 0.437, SLG: 0.566	F8		HR		P4					3	1	1	2	1	0	0				
10 Gary Sheffield, R OBP: 0.397, SLG: 0.452	G5-3		2B		1B					3	0	1	0	1	1	3				
18 Jeremy Reed, L OBP: 0.344, SLG: 0.393			BB				K			0	0	0	0	0	0	0				
5 David Wright, R OBP: 0.449, SLG: 0.520	HR		2B		K					4	1	2	1	0	2	0				
17 Fernando Tatis, R OBP: 0.359, SLG: 0.416	BB		IBB				L9			2	0	1	0	2	0	0				
19 Ryan Church, L OBP: 0.336, SLG: 0.383	BB		L9				FC3-2			3	2	1	1	1	0	4				
9 Omir Santos, R OBP: 0.286, SLG: 0.427	F4		P4				G6-3			4	1	1	0	0	0	5				
57 Johan Santana, L 39 Bobby Parnell, R 25 Pedro Feliciano, L 28 Daniel Murphy, L 75 Francisco Rodriguez, R	K		G5-3					K		3	0	1	1	0	1	2				
Inning Stats	R: 0 E: 0 K: 1 S: 9	H: 0 LOB: 0 BB: 0 P: 14	R: 1 E: 0 K: 1 S: 14	H: 1 LOB: 2 BB: 2 P: 29	R: 2 E: 0 K: 0 S: 18	H: 3 LOB: 3 BB: 2 P: 34	R: 0 E: 0 K: 1 S: 10	H: 0 LOB: 0 BB: 0 P: 14	R: 0 E: 0 K: 1 S: 7	H: 1 LOB: 0 BB: 0 P: 9	R: 2 E: 1 K: 1 S: 14	H: 4 LOB: 3 BB: 1 P: 25	R: 1 E: 0 K: 0 S: 10	H: 1 LOB: 0 BB: 0 P: 17	R: 0 E: 0 K: 1 S: 9	H: 0 LOB: 0 BB: 0 P: 14	1B: 3 2B: 4 3B: 0 HR: 3	SF: 0 SAC: 0 DP: 0 HBP: 0	WP: 0 PB: 0 SB: 0 CS: 0	PA: 38
PITCHER	IP WLS BF H R ER SO BB IBB HBP BLK WP HR S P ERA WHIP																			
43 J.A. Happ, L ERA: 2.98	5.1 L 6 3 1 1 1 0 1 0 0 0 0 0 11 19 13.50 4.500																			
55 Clay Condrey, R ERA: 2.43	0.2 6 3 1 1 1 0 0 0 0 0 0 1 10 17 9.00 1.000																			
37 Chad Durbin, R ERA: 4.4	1.0 4 1 1 1 1 0 0 0 0 0 0 0 9 14 0.00 0.000																			
16 J.C. Romero, L ERA:	1.0 3 0 0 0 1 0 0 0 0 0 0 0 9 14 0.00 0.000																			

Batter	1	2	3	4	5	6	7	8	9	AB	R	H	RBI	BB	SO	LOB	TOP					
15 Dustin Pedroia, R OBP: 0.393, SLG: 0.380	P3	G6-3		F8	1B		FC6-4 20 BB 44 SF7	FC5-4		6	1	1	1	0	0	4	Boston Red Sox @ Philadelphia Phillies Citizens Bank Park, Philadelphia, PA Sat Jun 13 2009, 7:05 PM EDT Att: 45,202 - Overcast - 71 F					
2 Jacoby Ellsbury, L OBP: 0.354, SLG: 0.385	20 F 44 S E	F9		BB	BB		44 SF7 20 BB	HR		3	2	2	2	3	0	0						
20 Kevin Youkilis, R OBP: 0.469, SLG: 0.625	44 F 44 HR	K		K	F8		44 SF7	BB		3	1	0	0	3	2	5						
44 Jason Bay, R OBP: 0.400, SLG: 0.596	HR		P3		FC6-4 5 33 2B	G5-3	SF7	FC6-4 25 BB		5	2	2	3	0	0	1						
25 Mike Lowell, R OBP: 0.339, SLG: 0.510	23 1B	P1		FC6-4	1B		1B	BB		4	1	3	0	2	0	0						
5 Rocco Baldelli, R OBP: 0.328, SLG: 0.400	23 1B			FC6-4	1B		F7	G6-3		2	2	0	0	2	0	3						
37 Hideki Okajima, L				FC6-4	1B			G5-4-3		1	0	0	0	0	0	3						
56 Ramon E Ramirez, R				FC6-4	1B					0	0	0	0	0	0	0						
22 Nick Green, R OBP: 0.327, SLG: 0.407				FC6-4	1B					1	0	0	0	0	0	2						
58 Jonathan Papelbon, R				FC6-4	1B					0	0	0	0	0	0	0						
33 Jason Varitek, S OBP: 0.325, SLG: 0.482	K			K	2B			G3		5	1	1	1	0	3	4						
23 Julio Lugo, R OBP: 0.361, SLG: 0.398	E8			FC4-5 18	2B		FC6-4 15 2	K		5	1	4	2	0	1	0						
18 Daisuke Matsuzaka, R				FC4-5 2	1B		FC6-4 15	BB		2	0	0	0	0	0	2						
34 David Ortiz, L OBP: 0.298, SLG: 0.336	P5			FC4-5 2	BB		FC6-4 15	BB		1	0	0	0	0	1	2						
17 Manny Delcarmen, R				FC4-5 2	BB		FC6-4 15	BB		0	0	0	0	0	0	0						
7 J.D. Drew, L OBP: 0.392, SLG: 0.505				FC4-5 2	BB		FC6-4 15	BB		0	0	0	0	1	0	0						
Inning Stats	R: 5 E: 2 K: 1 S: 17	H: 3 LOB: 1 BB: 3 P: 38	R: 0 E: 0 K: 1 S: 10	H: 0 LOB: 0 BB: 0 P: 13	R: 0 E: 0 K: 1 S: 12	H: 0 LOB: 1 BB: 1 P: 22	R: 0 E: 0 K: 1 S: 12	H: 1 LOB: 2 BB: 1 P: 21	R: 3 E: 0 K: 1 S: 22	H: 5 LOB: 3 BB: 1 P: 37	R: 0 E: 0 K: 1 S: 11	H: 1 LOB: 0 BB: 0 P: 15	R: 2 E: 0 K: 0 S: 12	H: 2 LOB: 3 BB: 2 P: 26	R: 0 E: 0 K: 1 S: 9	H: 0 LOB: 1 BB: 1 P: 15	R: 1 E: 0 K: 0 S: 11	H: 1 LOB: 1 BB: 2 P: 23	1B: 7 2B: 4 3B: 0 HR: 2	SF: 1 SAC: 0 DP: 1 HBP: 1	WP: 0 PB: 0 SB: 1 CS: 0	PA: 51
PITCHER	IP WLS BF H R ER SO BB IBB HBP BLK WP HR S P ERA WHIP																					
58 Antonio Bastardo, L ERA: 5.25	(1, 1) 1.0 L 9 3 5 4 1 3 0 0 0 0 0 1 17 38 36.00 6.000																					
37 Chad Durbin, R ERA: 3.86	(2, 1) 3.0 12 1 0 0 3 2 0 0 0 0 0 0 34 56 0.00 1.000																					
57 Jack Taschner, L ERA: 4.78	(5, 1) 1.0 9 5 3 3 1 1 0 0 0 0 0 0 22 37 27.00 6.000																					
53 Sergio Escalona, L ERA: 4.15	(6, 1) 2.0 12 3 2 2 1 1 1 1 0 0 0 0 23 41 9.00 2.000																					
55 Clay Condrey, R ERA: 2.14	(8, 1) 1.0 4 0 0 0 1 1 0 0 0 0 0 0 9 15 0.00 1.000																					
16 J.C. Romero, L ERA: 1.23	(9, 1) 1.0 5 1 1 1 0 2 0 0 0 0 0 0 11 23 9.00 3.000																					

Batter	1	2	3	4	5	6	7	8	9	AB	R	H	RBI	BB	SO	LOB	BOTTOM					
11 Jimmy Rollins, S OBP: 0.252, SLG: 0.319	L6		F8	F7	G5-3			F7		5	0	0	0	0	0	1	Boston Red Sox @ Philadelphia Phillies Citizens Bank Park, Philadelphia, PA Sat Jun 13 2009, 7:05 PM EDT Att: 45,202 - Overcast - 71 F					
8 Shane Victorino, S OBP: 0.333, SLG: 0.448	P2		26 2B	G4-3	G3-1			P5		5	1	1	0	0	0	1						
26 Chase Utley, L OBP: 0.435, SLG: 0.579	F8		2B		6 1B 28 1B		F7	29 1B		5	1	3	1	0	0	0						
6 Ryan Howard, L OBP: 0.328, SLG: 0.566		28 FC4-6 1B	L5		51 1B 28 1B		K	F7		5	0	2	0	0	1	2						
29 Raul Ibanez, L OBP: 0.380, SLG: 0.678	K		HR	P4			F8	K		5	1	1	1	0	2	4						
28 Jayson Werth, R OBP: 0.357, SLG: 0.436	FC4-6 7 1B		7 HR	1B	51 1B		HR			4	2	3	2	0	0	1						
7 Pedro Feliz, R OBP: 0.360, SLG: 0.437			HR		K		G6-3			4	1	2	2	0	1	2						
51 Carlos Ruiz, R OBP: 0.405, SLG: 0.459	P4							P2		3	0	1	0	1	0	2						
58 Antonio Bastardo, R ERA: 5.25			K		K			K		0	0	0	0	0	0	0						
37 Chad Durbin, R ERA: 3.86			K		K			K		1	0	0	0	0	0	0						
57 Jack Taschner, L ERA: 4.78			K		K			K		0	0	0	0	0	0	0						
53 Sergio Escalona, L ERA: 4.15			K		K			K		0	0	0	0	0	0	0						
55 Clay Condrey, R ERA: 2.14			K		K			K		0	0	0	0	0	0	0						
16 J.C. Romero, L ERA: 1.23			K		K			K		0	0	0	0	0	0	0						
Inning Stats	R: 0 E: 0 K: 0 S: 10	H: 0 LOB: 0 BB: 0 P: 14	R: 0 E: 0 K: 1 S: 18	H: 2 LOB: 0 BB: 0 P: 25	R: 1 E: 0 K: 1 S: 19	H: 2 LOB: 1 BB: 0 P: 27	R: 3 E: 0 K: 1 S: 14	H: 3 LOB: 1 BB: 1 P: 25	R: 1 E: 0 K: 2 S: 22	H: 4 LOB: 3 BB: 0 P: 34	R: 0 E: 0 K: 0 S: 6	H: 0 LOB: 0 BB: 0 P: 7	R: 1 E: 0 K: 1 S: 12	H: 1 LOB: 0 BB: 0 P: 18	R: 0 E: 0 K: 1 S: 9	H: 0 LOB: 0 BB: 0 P: 12	R: 0 E: 0 K: 1 S: 9	H: 1 LOB: 1 BB: 0 P: 14	1B: 8 2B: 2 3B: 0 HR: 3	SF: 0 SAC: 0 DP: 0 HBP: 0	WP: 0 PB: 0 SB: 0 CS: 0	PA: 41
PITCHER	IP WLS BF H R ER SO BB IBB HBP BLK WP HR S P ERA WHIP																					
18 Daisuke Matsuzaka, R ERA: 7.56	(1, 1) 4.0 20 7 4 4 3 1 0 0 0 0 0 0 22 61 91.00 2.000																					
17 Manny Delcarmen, R ERA: 2.33	(5, 1) 1.0 7 4 1 1 2 0 0 0 0 0 0 0 22 34 9.00 4.000																					
37 Hideki Okajima, L ERA: 2.48	(6, 1) 2.0 W 7 1 1 1 1 0 0 0 0 0 0 1 18 25 4.50 0.500																					
56 Ramon E Ramirez, R ERA: 2.03	(8, 1) 1.0 3 0 0 0 1 1 0 0 0 0 0 0 0 9 12 0.00 0.000																					
58 Jonathan Papelbon, R ERA: 1.93	(9, 1) 1.0 4 1 0 0 1 0 0 0 0 0 0 0 9 14 0.00 1.000																					



Batter	1	2	3	4	5	6	7	8	9	10	AB	R	H	RBI	BB	SO	LOB	TOP									
19 Marco Scutaro, R OBP: 0.390, SLG: 0.429			G4-3	G5-3		L8		L7		G6-3	6	0	0	0	0	1	8	Toronto Blue Jays @ Philadelphia Phillies Citizens Bank Park, Philadelphia, PA Tue Jun 16 2009, 7:05 PM EDT Att: 44,958 - Partly Cloudy - 64 F									
2 Aaron Hill, R OBP: 0.348, SLG: 0.488	F7		L7		G6-3		K	FC6-4			6	1	1	0	0	1	3										
10 Vernon Wells, R OBP: 0.297, SLG: 0.368	F7		F9		P5		F8				6	2	2	0	0	0	0										
33 Scott Rolen, R OBP: 0.394, SLG: 0.458			G6-3		K						4	1	2	1	2	1	0										
26 Adam Lind, L OBP: 0.371, SLG: 0.546	FC3			HR				K			4	2	2	1	2	1	2										
15 Alex Rios, R OBP: 0.337, SLG: 0.457	FC5-2										4	2	2	1	2	1	5										
15 Kevin Millar, R OBP: 0.319, SLG: 0.398											3	0	2	1	1	2											
1 Joe Inglett, L OBP: 0.227, SLG: 0.150	K									SF8	0	0	0	0	0	0											
35 Lyle Overbay, L OBP: 0.394, SLG: 0.547											0	0	0	2	1	0	0										
20 Rod Barajas, R OBP: 0.305, SLG: 0.404						F6		F4	F6		5	0	2	2	1	0	8										
24 Ricky Romero, R 19 José Bautista, R 57 Shawn Camp, R 52 B.J. Ryan, L 54 Jason Frasor, R 6 John McDonald, R 37 Chris Coste, R 35 Clayton Kershaw, R 39 Jesse Carlson, L						K			K	G6-3	3	0	0	0	0	3	8										
Inning Stats	R: 0 E: 0 K: 1 S: 6	H: 0 LOB: 0 BB: 0 P: 11	R: 0 E: 1 K: 2 S: 13	H: 0 LOB: 3 BB: 2 P: 23	R: 0 E: 0 K: 0 S: 5	H: 0 LOB: 0 BB: 0 P: 8	R: 2 E: 0 K: 1 S: 25	H: 4 LOB: 2 BB: 0 P: 35	R: 0 E: 0 K: 1 S: 10	H: 0 LOB: 0 BB: 0 P: 12	R: 0 E: 0 K: 1 S: 14	H: 3 LOB: 3 BB: 0 P: 21	R: 0 E: 0 K: 2 S: 9	H: 0 LOB: 1 BB: 1 P: 17	R: 0 E: 0 K: 0 S: 10	H: 0 LOB: 3 BB: 3 P: 25	R: 1 E: 0 K: 2 S: 16	H: 2 LOB: 3 BB: 2 P: 26	R: 5 E: 0 K: 0 S: 28	H: 4 LOB: 1 BB: 2 P: 44	1B: 10 2B: 2 3B: 0 HR: 1	SF: 1 SAC: 0 DP: 0 HBP: 0	WP: 1 PB: 0 SB: 1 CS: 0	PA: 54			
PITCHER	IP 6.0	WLS 28	BF 7	H 2	R 2	ER 2	SO 6	BB 1	IBB 0	HBP 0	BLK 0	WP 0	HR 1	S 73	P 110	ERA 3.00	WHIP 1.333										
35 Cole Hamels, L ERA: 4.48	IP 1.0	WLS 4	BF 4	H 0	R 0	ER 0	SO 2	BB 1	IBB 0	HBP 0	BLK 0	WP 0	HR 0	S 9	P 17	ERA 0.00	WHIP 1.000										
37 Chad Durbin, R ERA: 3.75	IP 1.0	WLS 6	BF 7	H 0	R 0	ER 0	SO 0	BB 3	IBB 0	HBP 0	BLK 0	WP 0	HR 0	S 10	P 25	ERA 9.00	WHIP 3.000										
16 J.C. Romero, L ERA: 1.08	IP 1.0	WLS 6	BF 7	H 2	R 1	ER 1	SO 2	BB 1	IBB 1	HBP 0	BLK 0	WP 0	HR 0	S 16	P 26	ERA 9.00	WHIP 3.000										
46 Ryan Madson, R ERA: 2.16	IP 0.1	WLS 6	BF 3	H 5	R 5	ER 5	SO 0	BB 2	IBB 0	HBP 0	BLK 0	WP 0	HR 0	S 20	P 34	ERA 135.00	WHIP 15.000										
55 Clay Condrey, R ERA: 3.44	IP 0.1	WLS 6	BF 3	H 5	R 5	ER 5	SO 0	BB 2	IBB 0	HBP 0	BLK 0	WP 0	HR 0	S 20	P 34	ERA 135.00	WHIP 15.000										

AB	43
R	8
H	13
RBI	8
BB	10
SO	10
LOB	40



Batter	1	2	3	4	5	6	7	8	9	10	AB	R	H	RBI	BB	SO	LOB	BOTTOM									
11 Jimmy Rollins, S OBP: 0.257, SLG: 0.335			G6-3		L4					G6-3	5	1	2	0	0	0	0	Toronto Blue Jays @ Philadelphia Phillies Citizens Bank Park, Philadelphia, PA Tue Jun 16 2009, 7:05 PM EDT Att: 44,958 - Partly Cloudy - 64 F									
26 Chase Utley, L OBP: 0.444, SLG: 0.581							K2-3				4	1	3	1	1	1	1										
28 Jayson Werth, R OBP: 0.355, SLG: 0.448	G6-3		F8			HR		G1-3		L6	5	1	1	2	0	0	3										
6 Ryan Howard, L OBP: 0.327, SLG: 0.559	K		K			K				F8	5	0	1	0	0	3	3										
29 Raul Ibanez, L OBP: 0.373, SLG: 0.664					K		K		L6	P6	5	0	0	0	0	3	3										
8 Shane Victorino, S OBP: 0.344, SLG: 0.449				F8							2	0	1	0	2	0	0										
7 Pedro Feliz, R OBP: 0.359, SLG: 0.437	G4-3		G4-3		G6-3		F9		G6-3		4	0	0	0	0	0	4										
51 Carlos Ruiz, R OBP: 0.393, SLG: 0.442		P6				K		G6-3		L6	4	0	0	0	0	1	1										
35 Cole Hamels, L 37 Chad Durbin, R 4 Eric Bruntlett, R 16 J.C. Romero, S 46 Ryan Madson, L 27 Chris Coste, R 55 Clayton Kershaw, R 52 Tyler Walker, R										K	2	0	0	0	0	1	1										
Inning Stats	R: 1 E: 0 K: 2 S: 16	H: 2 LOB: 1 BB: 0 P: 24	R: 0 E: 0 K: 0 S: 8	H: 0 LOB: 1 BB: 1 P: 17	R: 0 E: 0 K: 1 S: 11	H: 1 LOB: 1 BB: 0 P: 14	R: 0 E: 0 K: 1 S: 7	H: 0 LOB: 0 BB: 0 P: 9	R: 0 E: 0 K: 2 S: 7	H: 0 LOB: 0 BB: 0 P: 11	R: 2 E: 0 K: 2 S: 13	H: 2 LOB: 1 BB: 1 P: 23	R: 0 E: 1 K: 1 S: 9	H: 1 LOB: 1 BB: 1 P: 11	R: 0 E: 0 K: 0 S: 10	H: 1 LOB: 2 BB: 1 P: 19	R: 0 E: 0 K: 1 S: 8		H: 0 LOB: 0 BB: 0 P: 12	R: 0 E: 0 K: 0 S: 12	H: 1 LOB: 1 BB: 0 P: 19	1B: 6 2B: 1 3B: 0 HR: 1	SF: 0 SAC: 0 DP: 0 HBP: 0	WP: 0 PB: 0 SB: 1 CS: 0	PA: 41		
PITCHER	IP 7.0	WLS 29	BF 6	H 3	R 3	ER 3	SO 9	BB 2	IBB 0	HBP 0	BLK 0	WP 0	HR 1	S 71	P 109	ERA 3.86	WHIP 1.143										
24 Ricky Romero, L ERA: 3.73	IP 0.1	WLS 1	BF 0	H 0	R 0	ER 0	SO 0	BB 0	IBB 0	HBP 0	BLK 0	WP 0	HR 0	S 2	P 4	ERA 0.000	WHIP 0.000										
57 Shawn Camp, R ERA: 3.86	IP 0.1	WLS 3	BF 1	H 0	R 0	ER 0	SO 0	BB 0	IBB 0	HBP 0	BLK 0	WP 0	HR 0	S 6	P 13	ERA 0.00	WHIP 6.000										
52 B.J. Ryan, L ERA: 5.94	IP 0.1	WLS 1	BF 0	H 0	R 0	ER 0	SO 0	BB 0	IBB 0	HBP 0	BLK 0	WP 0	HR 0	S 2	P 2	ERA 0.00	WHIP 0.000										
54 Jason Frasor, R ERA: 1.9	IP 1.0	WLS 3	BF 0	H 0	R 0	ER 0	SO 1	BB 0	IBB 0	HBP 0	BLK 0	WP 0	HR 0	S 8	P 12	ERA 0.00	WHIP 0.000										
37 Scott Downs, L ERA: 1.90	IP 1.0	WLS 3	BF 0	H 0	R 0	ER 0	SO 1	BB 0	IBB 0	HBP 0	BLK 0	WP 0	HR 0	S 8	P 12	ERA 0.00	WHIP 0.000										

AB	38
R	3
H	8
RBI	3
BB	3
SO	10
LOB	16



Batter	1	2	3	4	5	6	7	8	9	AB	R	H	RBI	BB	SO	LOB	TOP																		
19 Marco Scutaro, R OBP: 0.404, SLG: 0.440	F9		10 2B BB		2B			10 1B 1B	10 1B BB	3	2	2	0	3	0	0	Toronto Blue Jays @ Philadelphia Phillies Citizens Bank Park, Philadelphia, PA Thu Jun 18 2009, 1:05 PM EDT Att: 44,036 - Drizzlie - 6/7 F livebaseballscorecards.com																		
2 Aaron Hill, R OBP: 0.345, SLG: 0.493	K		F8		P4			E5 10 1B BB	K	6	1	0	0	0	3	8																			
10 Vernon Wells, R OBP: 0.303, SLG: 0.373	1B		2B		P3			33 2B 15 1B F9-2 1B	G6-4-3	6	0	3	2	0	1	3																			
33 Scott Rolen, R OBP: 0.394, SLG: 0.479	F9		P6		L5			15 1B F9-2 2B		5	1	2	1	0	0	4																			
26 Adam Lind, L OBP: 0.375, SLG: 0.554	13 HR 1B		F7		HR			35 BB 13 FC5-2 15 1B IBB		4	2	3	2	1	0	1																			
15 Alex Rios, R OBP: 0.333, SLG: 0.450	K		G5-3		F8			F9-2		5	0	1	0	0	1	4																			
35 Lyle Overbay, L OBP: 0.391, SLG: 0.530	P5		P5		19 BB 13 1B 1B			13 FC5-2 BB		3	0	1	0	2	0	1																			
13 Raul Chavez, R OBP: 0.269, SLG: 0.385	HR		G4-3		19 BB 1B			FC5-2	G1-3	5	1	2	2	0	0	6																			
69 Roid Mills, R 77 Shawn Camp, R 1 Joe Iguchi, L 89 Mike Matheny, L 15 Kevin Millar, R 29 Jason Phillips, L 19 Jose Bautista, R 22 Brandon League, R 34 Aaron Rowen, R 20 Rod Barajas, R 32 B.J. Ryan, L 42 Jeremy Accardo, R	G3		19 2B 1B		K			K	HR	1	0	0	0	0	0	0																			
Inning Stats	R: 0 E: 0 K: 1 S: 17	H: 1 LOB: 1 BB: 0 P: 24	R: 2 E: 0 K: 1 S: 13	H: 2 LOB: 0 BB: 0 P: 26	R: 1 E: 0 K: 0 S: 11	H: 1 LOB: 1 BB: 1 P: 20	R: 0 E: 0 K: 0 S: 5	H: 0 LOB: 0 BB: 0 P: 11	R: 0 E: 0 K: 0 S: 10	H: 2 LOB: 2 BB: 0 P: 17	R: 1 E: 0 K: 2 S: 16	H: 3 LOB: 3 BB: 1 P: 23	R: 1 E: 0 K: 2 S: 16	H: 3 LOB: 3 BB: 1 P: 27	R: 2 E: 1 K: 0 S: 16	H: 3 LOB: 3 BB: 2 P: 30		R: 1 E: 0 K: 1 S: 9	H: 1 LOB: 0 BB: 1 P: 13	1B: 9 2B: 5 3B: 0 HR: 3	SF: 0 SAC: 0 DP: 2 HBP: 0	WP: 0 PB: 0 CS: 1 SB: 0	PA: 48												
PITCHER	IP 5.1	WLS 1.0	BF 26	H 9	R 4	ER 4	SO 2	BB 1	IBB 0	HBP 0	BLK 0	WP 0	HR 2	S 62	P 105	ERA 6.75	WHIP 1.875	PITCHER	IP 1.0	WLS L	BF 4	H 1	R 1	ER 1	SO 1	BB 1	IBB 0	HBP 0	BLK 0	WP 0	HR 1	S 9	P 13	ERA 9.00	WHIP 2.000
56 Joe Blanton, R ERA: 5.28	61 Chan Ho Park, R ERA: 5.14	16 J.C. Romero, L ERA: 1.0	55 Clay Condrey, R ERA: 3.71	52 Tyler Walker, R ERA:	46 Ryan Madson, R ERA: 2.36																														
Batter	1	2	3	4	5	6	7	8	9	AB	R	H	RBI	BB	SO	LOB	BOTTOM																		
11 Jimmy Rollins, S OBP: 0.263, SLG: 0.350	6 CS 8 BB 1B		8 FC5-4 BB		HR			8 1B 2B		4	2	3	2	1	1	0	Toronto Blue Jays @ Philadelphia Phillies Citizens Bank Park, Philadelphia, PA Thu Jun 18 2009, 1:05 PM EDT Att: 44,036 - Drizzlie - 6/7 F livebaseballscorecards.com																		
8 Shane Victorino, S OBP: 0.351, SLG: 0.451	6 CS BB		6 1B 26 BB 28 SF8 1B		26 1B 1B			26 CS 1B		4	1	2	1	1	1	1																			
26 Chase Utley, L OBP: 0.441, SLG: 0.567	F7		6 1B BB		1B			K2-3		3	0	1	0	2	1	2																			
6 Ryan Howard, L OBP: 0.331, SLG: 0.552	K		G4-3		G4-3			K		5	0	1	0	0	3	5																			
28 Jayson Werth, R OBP: 0.350, SLG: 0.466	HR		SF8		F7			K		4	1	1	2	0	1	1																			
7 Pedro Feliz, R OBP: 0.354, SLG: 0.429	F7		G5-3		F8			L9		5	0	1	0	0	0	2																			
40 John Mayberry Jr., R OBP: 0.286, SLG: 0.766	1B		G5-3		HR			K		5	1	2	1	0	1	2																			
51 Carlos Ruiz, R OBP: 0.391, SLG: 0.435	F8		F7		F7			HR		2	0	0	0	1	0	1																			
19 Greg Dobbs, L OBP: 0.258, SLG: 0.373	K		11 HR BB		FC5-4			G4-3		1	1	1	1	0	0	0																			
57 Shawn Camp, R ERA: 3.51	58 Dirk Hayhurst, R ERA: 1.35	39 Jesse Carlson, L ERA: 4.88	22 Brandon League, R ERA: 6.07	54 Jason Frasor, R ERA: 1.88	52 B.J. Ryan, L ERA: 5.71	49 Jeremy Accardo, R ERA:																													
Inning Stats	R: 0 E: 0 K: 1 S: 7	H: 1 LOB: 1 BB: 1 P: 17	R: 1 E: 0 K: 1 S: 15	H: 2 LOB: 1 BB: 0 P: 21	R: 1 E: 0 K: 0 S: 18	H: 1 LOB: 2 BB: 2 P: 32	R: 2 E: 0 K: 0 S: 20	H: 3 LOB: 2 BB: 1 P: 34	R: 1 E: 0 K: 0 S: 13	H: 1 LOB: 1 BB: 1 P: 18	R: 0 E: 0 K: 3 S: 12	H: 0 LOB: 0 BB: 0 P: 18	R: 0 E: 0 K: 2 S: 8	H: 0 LOB: 0 BB: 0 P: 12	R: 2 E: 0 K: 1 S: 15	H: 3 LOB: 0 BB: 0 P: 22	R: 0 E: 0 K: 1 S: 9	H: 1 LOB: 2 BB: 1 P: 16	1B: 7 2B: 1 3B: 0 HR: 4	SF: 1 SAC: 0 DP: 0 HBP: 0	WP: 0 PB: 0 CS: 3	PA: 44													

Batter	1	2	3	4	5	6	7	8	9	AB	R	H	RBI	BB	SO	LOB	TOP
1 Brian Roberts, S (1,4) OBP: 0.355, SLG: 0.457	G5-3		F7							4	1	2	1	0	0	0	Baltimore Orioles @ Philadelphia Phillies Citizens Bank Park, Philadelphia, PA Sun Jun 21 2009, 1:35 PM EDT Att: 45,256 - Overcast - 71 F
14 Nolan Reimold, R (1,9) OBP: 0.369, SLG: 0.546 43 Jim Johnson, R (8,1) 52 George Sherrill, L (9,1)	1B		G5-3					F8		4	0	1	0	0	1	2	
Adam Jones, R (1,8) OBP: 0.371, SLG: 0.532	K							CS		4	0	2	1	0	1	1	
30 Luke Scott, L (1,7) OBP: 0.378, SLG: 0.573 21 Nick Markakis, L (8,9) OBP: 0.355, SLG: 0.460	K									3	0	0	0	0	3	3	
6 Melvin Mora, R (1,5) OBP: 0.330, SLG: 0.332	L9									1	0	0	0	0	0	1	
23 Ty Wigginton, R (1,3) OBP: 0.293, SLG: 0.385	1B									4	0	2	0	0	0	1	
32 Matt Wieters, S (1,2) OBP: 0.281, SLG: 0.393	F9									3	0	0	0	0	1	2	
12 Robert Andino, R (1,6) OBP: 0.295, SLG: 0.330	K									3	1	1	0	0	2	1	
46 Jeremy Guthrie, R (1,1) 26 Oscar Salazar, R (8,PH) 18 Felix Pie, L (8,7) OBP: 0.279, SLG: 0.319	K									2	0	0	0	0	2	0	
Inning Stats	R: 0 H: 1 E: 0 K: 2 S: 13	H: 1 LOB: 1 BB: 0 P: 19	R: 0 H: 0 E: 0 K: 1 S: 11	H: 0 LOB: 0 BB: 0 P: 10	R: 0 H: 1 E: 0 K: 1 S: 7	H: 0 LOB: 0 BB: 0 P: 13	R: 0 H: 0 E: 0 K: 2 S: 8	H: 2 LOB: 1 BB: 0 P: 19	R: 0 H: 2 E: 0 K: 0 S: 11	H: 2 LOB: 0 BB: 0 P: 16	R: 0 H: 0 E: 1 K: 0 S: 12	H: 0 LOB: 1 BB: 0 P: 18	1B: 7 2B: 3 3B: 0 HR: 0	SF: 0 SAC: 0 DP: 2 HBP: 0	WP: 0 PB: 0 SB: 1 CS: 2	PA: 34	
PITCHER	IP	WLS	BF	H	R	ER	SO	BB	IBB	HBP	BLK	WP	HR	S	P	ERA	WHIP
35 Cole Hamels, L (1,1) ERA: 4.24 61 Chan Ho Park, R (9,1) ERA: 5.9	8.0	L	29	9	2	2	10	0	0	0	0	0	0	80	110	2.25	1.125

Batter	1	2	3	4	5	6	7	8	9	AB	R	H	RBI	BB	SO	LOB	BOTTOM			
11 Jimmy Rollins, S (1,6) OBP: 0.261, SLG: 0.338	F7									4	0	0	0	0	1	0	Baltimore Orioles @ Philadelphia Phillies Citizens Bank Park, Philadelphia, PA Sun Jun 21 2009, 1:35 PM EDT Att: 45,256 - Overcast - 71 F			
8 Shane Victorino, S (1,8) OBP: 0.365, SLG: 0.465	1B									3	0	2	0	1	1	0				
26 Chase Utley, L (1,4) OBP: 0.428, SLG: 0.547	F8									3	0	0	0	1	0	3				
12 Matt Stairs, L (1,7) OBP: 0.424, SLG: 0.489	1B									4	0	1	0	0	1	2				
28 Jayson Werth, R (1,9) OBP: 0.343, SLG: 0.456	F8									4	0	0	0	0	0	3				
19 Greg Dobbs, L (1,3) OBP: 0.278, SLG: 0.431 40 John Mayberry Jr., R (8,PH) OBP: 0.300, SLG: 0.700	HR									3	1	1	1	0	0	0				
7 Pedro Feliz, R (1,5) OBP: 0.339, SLG: 0.409	F7									3	0	0	0	0	0	0				
Carlos Ruiz, R (1,2) OBP: 0.377, SLG: 0.415	F7									3	0	0	0	0	0	0				
35 Cole Hamels, L (1,1) OBP: 0.111, SLG: 0.167 27 Chris Coste, R (8,PH) ERA: 2.97 61 Chan Ho Park, R (9,1) OBP: 0.267, SLG: 0.333	G4-3									2	0	0	0	0	1	0				
Inning Stats	R: 0 H: 1 E: 0 K: 0 S: 14	H: 1 LOB: 2 BB: 1 P: 24	R: 1 H: 1 E: 0 K: 0 S: 12	H: 1 LOB: 0 BB: 0 P: 17	R: 0 H: 0 E: 0 K: 3 S: 10	H: 0 LOB: 1 BB: 1 P: 18	R: 0 H: 0 E: 0 K: 0 S: 8	H: 0 LOB: 0 BB: 0 P: 14	R: 0 H: 1 E: 0 K: 0 S: 6	H: 1 LOB: 1 BB: 0 P: 9	R: 0 H: 0 E: 0 K: 0 S: 8	H: 0 LOB: 0 BB: 0 P: 11	R: 0 H: 1 E: 0 K: 0 S: 12	H: 1 LOB: 1 BB: 0 P: 15	R: 0 H: 0 E: 0 K: 0 S: 5	H: 0 LOB: 0 BB: 0 P: 10		1B: 2 2B: 1 3B: 0 HR: 1	SF: 0 SAC: 0 DP: 0 HBP: 0	WP: 0 PB: 0 SB: 0 CS: 0
PITCHER	IP	WLS	BF	H	R	ER	SO	BB	IBB	HBP	BLK	WP	HR	S	P	ERA	WHIP			
46 Jeremy Guthrie, R (1,1) ERA: 5.09 43 Jim Johnson, R (8,1) ERA: 2.97 52 George Sherrill, L (9,1) ERA: 2.2	7.0	W	26	3	1	1	4	2	0	0	0	0	0	68	108	1.29	0.714			



Batter	1	2	3	4	5	6	7	8	9	AB	R	H	RBI	BB	SO	LOB	TOP					
11 Jimmy Rollins, S OBP: 0.257, SLG: 0.332	E5 26 2B	F7		G4-3		G6-3			K	5	1	0	0	0	1	2	Philadelphia Phillies @ Tampa Bay Rays Tropicana Field, St. Petersburg, FL Tue Jun 23 2009, 7:08 PM EDT Att: 19,608 - Dome - 72 F					
8 Shane Victorino, S OBP: 0.372, SLG: 0.467		G6-3							1B	3	2	2	1	2	0							
26 Chase Utley, L OBP: 0.431, SLG: 0.564		G6-3							1B	5	2	3	4	0	1							
6 Ryan Howard, L OBP: 0.331, SLG: 0.558										4	1	1	1	0	0							
19 Greg Dobbs, L OBP: 0.274, SLG: 0.424										1	0	0	0	0	2							
28 Jayson Werth, R OBP: 0.344, SLG: 0.453										4	1	1	0	1	0							
7 Pedro Feliz, R OBP: 0.333, SLG: 0.402										4	0	0	0	0	2							
40 John Mayberry Jr., R OBP: 0.292, SLG: 0.750										4	2	1	3	0	2							
27 Chris Coste, R OBP: 0.340, SLG: 0.400										4	1	1	0	0	1							
Carlos Ruiz, R OBP: 0.373, SLG: 0.409										4	0	1	1	0	0							
Inning Stats	R: 6 H: 4 E: 1 K: 1 S: 30	H: 4 LOB: 0 BB: 1 P: 40	R: 0 H: 0 E: 0 K: 0 S: 6	H: 0 LOB: 0 BB: 0 P: 9	R: 0 H: 0 E: 0 K: 1 S: 7	H: 0 LOB: 0 BB: 0 P: 8	R: 4 H: 3 E: 2 K: 0 S: 9	H: 3 LOB: 0 BB: 0 P: 16	R: 0 H: 0 E: 0 K: 2 S: 16	H: 0 LOB: 1 BB: 0 P: 26	R: 0 H: 1 E: 0 K: 1 S: 10	H: 1 LOB: 1 BB: 1 P: 19	R: 0 H: 0 E: 0 K: 0 S: 6	H: 0 LOB: 0 BB: 0 P: 11	R: 0 H: 0 E: 0 K: 1 S: 11	H: 0 LOB: 0 BB: 0 P: 14	R: 0 H: 2 E: 0 K: 1 S: 11	H: 2 LOB: 2 BB: 0 P: 17	1B: 6 2B: 2 3B: 0 HR: 2	SF: 0 SAC: 0 DP: 1 HBP: 0	WP: 0 PB: 0 SB: 0 CS: 0	PA: 41
PITCHER	IP WLS BF H R ER SO BB IBB HBP BLK WP HR S P ERA WHIP																					
14 David Price, L ERA: 4.45	(1, 1) 4.1 L 24 7 10 5 2 2 0 0 0 0 0 2 61 88 10.38 2.077																					
49 Winston Abreu, R ERA: 2.45	(5, 1) 2.2 9 1 0 0 3 1 0 0 0 0 0 0 23 41 0.00 0.750																					
31 Lance Cormier, R ERA: 2.45	(8, 1) 2.0 8 2 0 0 2 0 0 0 0 0 0 0 22 31 0.00 1.000																					

Batter	1	2	3	4	5	6	7	8	9	AB	R	H	RBI	BB	SO	LOB	BOTTOM					
2 B.J. Upton, R OBP: 0.323, SLG: 0.363	G5-3								F8	5	0	2	0	0	0	2	Philadelphia Phillies @ Tampa Bay Rays Tropicana Field, St. Petersburg, FL Tue Jun 23 2009, 7:08 PM EDT Att: 19,608 - Dome - 72 F					
13 Carl Crawford, L OBP: 0.388, SLG: 0.434									1B	3	0	1	0	1	0	3						
3 Evan Longoria, R OBP: 0.387, SLG: 0.585									1B	4	0	0	0	0	1	4						
23 Carlos Pena, L OBP: 0.369, SLG: 0.566									1B	4	1	1	0	0	1	1						
18 Ben Zobrist, S OBP: 0.397, SLG: 0.636									1B	4	0	1	0	0	1	1						
5 Pat Burrell, R OBP: 0.349, SLG: 0.289									1B	3	0	0	0	1	1	1						
8 Jason Bartlett, R OBP: 0.243, SLG: 0.585										3	0	1	1	0	0	0						
16 Willy Aybar, S OBP: 0.377, SLG: 0.442										1	0	0	0	0	0	1						
19 Gabe Kapler, R OBP: 0.324, SLG: 0.490										3	0	1	0	1	1	0						
30 Dioner Navarro, S OBP: 0.243, SLG: 0.322										3	0	1	0	0	0	3						
11 Joe Dillon, R OBP: 0.429, SLG: 0.458										1	0	0	0	0	0	0						
Inning Stats	R: 0 H: 0 E: 0 K: 0 S: 6	H: 0 LOB: 0 BB: 1 P: 12	R: 0 H: 0 E: 0 K: 1 S: 5	H: 0 LOB: 0 BB: 0 P: 7	R: 0 H: 2 E: 0 K: 0 S: 11	H: 2 LOB: 2 BB: 0 P: 18	R: 1 H: 2 E: 0 K: 2 S: 19	H: 2 LOB: 3 BB: 2 P: 37	R: 0 H: 1 E: 0 K: 0 S: 8	H: 1 LOB: 1 BB: 0 P: 14	R: 0 H: 0 E: 0 K: 1 S: 9	H: 0 LOB: 0 BB: 0 P: 13	R: 0 H: 2 E: 0 K: 1 S: 10	H: 2 LOB: 2 BB: 0 P: 14	R: 0 H: 1 E: 0 K: 0 S: 7	H: 1 LOB: 1 BB: 0 P: 13	R: 0 H: 0 E: 0 K: 0 S: 10	H: 0 LOB: 0 BB: 0 P: 14	1B: 5 2B: 3 3B: 0 HR: 0	SF: 0 SAC: 0 DP: 1 HBP: 0	WP: 0 PB: 0 SB: 0 CS: 0	PA: 37
PITCHER	IP WLS BF H R ER SO BB IBB HBP BLK WP HR S P ERA WHIP																					
50 Jamie Moyer, L ERA: 5.97	(1, 1) 6.0 W 25 5 1 1 4 3 0 0 0 0 0 0 17 27 1.50 1.333																					
52 Tyler Walker, R ERA	(7, 1) 2.0 9 3 0 0 1 0 0 0 0 0 0 0 17 27 0.00 1.500																					
53 Sergio Escalona, L ERA: 3.38	(9, 1) 1.0 3 0 0 0 0 0 0 0 0 0 0 0 10 14 0.00 0.000																					

Batter	1	2	3	4	5	6	7	8	9	AB	R	H	RBI	BB	SO	LOB	TOP			
8 Shane Victorino, S OBP: 0.364, SLG: 0.451	K2-3			K		G6-3			26 1B 28 SF9	3	1	0	0	1	2	0	Philadelphia Phillies @ Toronto Blue Jays Rogers Centre, Toronto, ON Fri Jun 26 2009, 7:07 PM EDT Att: 21,331 - Clear - 78 F			
26 Chase Utley, L OBP: 0.434, SLG: 0.556	G3-1			BB			G4-6-3 1B		28 SF9 1B	3	0	2	0	1	0	0				
28 Jayson Werth, R OBP: 0.343, SLG: 0.458	G5-3			K			G4-6-3 1B		SF9	3	0	1	1	0	1	1				
6 Ryan Howard, L OBP: 0.325, SLG: 0.543		G5-3		K			G4-6-3		K	4	0	0	0	0	2	4				
40 John Mayberry Jr., R OBP: 0.310, SLG: 0.679			K			G5-3			F8	3	0	0	0	0	1	1				
7 Pedro Feliz, R OBP: 0.328, SLG: 0.394						F7			G6-3	3	0	0	0	0	0	0				
27 Chris Coste, R OBP: 0.330, SLG: 0.387						P4				2	0	0	0	0	1	0				
19 Greg Dobbs, L OBP: 0.284, SLG: 0.419									P6	1	0	0	0	0	0	0				
4 Eric Bruntlett, R OBP: 0.224, SLG: 0.207						G6-3			F7	3	0	0	0	0	0	0				
Carlos Ruiz, R OBP: 0.352, SLG: 0.382						G1-4-3			G5-3	3	0	0	0	0	1	0				
Inning Stats	R: 0 E: 0 K: 1 S: 11	H: 0 LOB: 0 BB: 0 P: 18	R: 0 E: 0 K: 1 S: 6	H: 0 LOB: 0 BB: 0 P: 10	R: 0 E: 0 K: 1 S: 9	H: 0 LOB: 1 BB: 1 P: 14	R: 0 E: 0 K: 3 S: 11	H: 0 LOB: 0 BB: 0 P: 22	R: 0 E: 0 K: 1 S: 9	H: 0 LOB: 0 BB: 0 P: 12	R: 0 E: 0 K: 0 S: 8	H: 2 LOB: 1 BB: 0 P: 17	R: 0 E: 0 K: 0 S: 6	H: 0 LOB: 0 BB: 0 P: 7	R: 1 E: 0 K: 1 S: 13	H: 1 LOB: 1 BB: 1 P: 25	1B: 3 2B: 0 3B: 0 HR: 0	SF: 1 SAC: 0 DP: 1 HBP: 0	WP: 0 PB: 0 SB: 1 CS: 0	PA: 31
PITCHER	IP WLS BF H R ER SO BB IBB HBP BLK WP HR S P ERA WHIP																			
24 Ricky Romero, L ERA: 3.2	7.0 W 23 2 0 0 7 1 0 0 0 0 0 62 105 0.00 0.429																			
49 Jeremy Accardo, R ERA: 1.8	1.0 3 0 0 0 0 0 0 0 0 0 0 6 7 0.00 0.000																			
58 Dirk Hayhurst, R ERA: 1.8	1.0 5 1 1 1 1 1 0 0 0 0 0 0 13 25 9.00 2.000																			

AB	28
R	1
H	3
RBI	1
BB	2
SO	8
LOB	6



Batter	1	2	3	4	5	6	7	8	9	AB	R	H	RBI	BB	SO	LOB	BOTTOM			
19 Marco Scutaro, R OBP: 0.393, SLG: 0.433	P6		F7			F8			2 2B 2B	4	1	1	1	1	0	0	Philadelphia Phillies @ Toronto Blue Jays Rogers Centre, Toronto, ON Fri Jun 26 2009, 7:07 PM EDT Att: 21,331 - Clear - 78 F			
2 Aaron Hill, R OBP: 0.322, SLG: 0.495	P4		K				F7	G6-4-3 BB	5	1	1	2	0	1	3					
10 Vernon Wells, R OBP: 0.310, SLG: 0.402	1B		P3			G5-3		G6-3	4	0	1	0	0	0	1					
33 Scott Rolen, R OBP: 0.392, SLG: 0.479	G1-3					SF7		G4-3	3	1	1	1	0	0	1					
26 Adam Lind, L OBP: 0.388, SLG: 0.553		G6-3		G4-3		15 1B 1B		15 WP 13 1B 2B	4	1	2	0	0	0	1					
15 Kevin Millar, R OBP: 0.322, SLG: 0.387									3 0 1 0 1 2 1	3	0	1	0	1	2	1				
35 Lyle Overbay, L OBP: 0.400, SLG: 0.525								13 1B 19 BB FC1-2 BB	0	0	0	0	0	0	0					
15 Alex Rios, R OBP: 0.327, SLG: 0.433								19 FC1-2 13 1B BB	2	1	1	1	2	0	2					
20 Rod Barajas, R OBP: 0.303, SLG: 0.425								19 BB FC1-2 1B	1	0	1	0	0	0	0					
13 Raul Chavez, R OBP: 0.297, SLG: 0.387								19 BB FC1-2 1B	3	0	1	1	0	0	1					
19 José Bautista, R OBP: 0.387, SLG: 0.345								FC1-2 19 BB	3	1	0	0	1	1	5					
Inning Stats	R: 0 E: 0 K: 0 S: 12	H: 1 LOB: 1 BB: 0 P: 19	R: 0 E: 0 K: 2 S: 14	H: 1 LOB: 2 BB: 1 P: 24	R: 0 E: 0 K: 1 S: 6	H: 0 LOB: 0 BB: 0 P: 9	R: 1 E: 0 K: 1 S: 19	H: 2 LOB: 1 BB: 0 P: 22	R: 3 E: 0 K: 0 S: 24	H: 4 LOB: 2 BB: 1 P: 35	R: 0 E: 0 K: 0 S: 10	H: 0 LOB: 0 BB: 0 P: 15	R: 0 E: 0 K: 0 S: 6	H: 0 LOB: 0 BB: 0 P: 9	R: 2 E: 0 K: 0 S: 16	H: 2 LOB: 3 BB: 3 P: 30	1B: 6 2B: 4 3B: 0 HR: 0	SF: 1 SAC: 0 DP: 1 HBP: 0	WP: 1 PB: 0 SB: 1 CS: 0	PA: 38
PITCHER	IP WLS BF H R ER SO BB IBB HBP BLK WP HR S P ERA WHIP																			
35 Cole Hamels, L ERA: 4.44	4.2 L 24 8 4 4 4 2 0 0 0 0 0 0 72 105 7.71 2.143																			
61 Chan Ho Park, R ERA: 6.18	0.1 1 0 0 0 0 0 0 0 0 0 0 3 4 0.00 0.000																			
52 Tyler Walker, R ERA: 7.86	2.0 6 0 0 0 0 0 0 0 0 0 0 16 24 0.00 0.000																			
54 Brad Lidge, R ERA: 7.86	0.1 5 2 2 2 0 2 0 0 0 0 1 0 14 24 54.00 12.000																			
16 J.C. Romero, L ERA: 3.48	0.2 2 0 0 0 0 0 1 0 0 0 0 0 2 6 0.00 1.500																			

AB	32
R	6
H	10
RBI	6
BB	5
SO	4
LOB	15



Batter	1	2	3	4	5	6	7	8	9	AB	R	H	RBI	BB	SO	LOB	TOP					
11 Jimmy Rollins, S OBP: 0.250, SLG: 0.319	G4-3		BB		G4-3			F8		3	0	0	0	1	0	0	Philadelphia Phillies @ Atlanta Braves Turner Field, Atlanta, GA Wed Jul 01 2009, 7:00 PM EDT Att: 25,212 - Partly Cloudy - 91 F					
8 Shane Victorino, S OBP: 0.382, SLG: 0.440	K		BB			E4		1B		3	0	1	0	1	1	0						
26 Chase Utley, L OBP: 0.428, SLG: 0.560	F7		BB			P6		G6-4-3		3	0	0	0	0	0	3						
4 Eric Bruntlett, R OBP: 0.208, SLG: 0.194	F7							G6-4-3		1	0	0	0	0	0	1						
6 Ryan Howard, L OBP: 0.328, SLG: 0.535	K				F7					3	0	0	0	0	1	1						
40 John Mayberry Jr., R OBP: 0.284, SLG: 0.590						F7				1	0	0	0	0	0	0						
28 Jayson Werth, R OBP: 0.363, SLG: 0.484						F9				2	1	0	0	2	1	1						
19 Greg Dobbs, L OBP: 0.284, SLG: 0.418					SF7					3	0	0	1	0	0	1						
7 Pedro Feliz, R OBP: 0.337, SLG: 0.420					F8					3	0	0	0	0	0	1						
23 Paul Bako, L OBP: 0.286, SLG: 0.286										3	0	1	0	0	1	0						
35 Cole Hamels, L OBP: 0.100, SLG: 0.150										2	0	0	0	0	2	0						
52 Tyler Walker, R OBP: 0.426, SLG: 0.491										0	0	0	0	0	0	0						
12 Matt Stairs, L OBP: 0.426, SLG: 0.491										1	0	0	0	0	1	1						
53 Sergio Escalona, L OBP: 0.287, SLG: 0.361										0	0	0	0	0	0	0						
57 Jack Taschner, L OBP: 0.287, SLG: 0.361										0	0	0	0	0	0	0						
Inning Stats	R: 0 E: 0 K: 1 S: 7	H: 0 LOB: 0 BB: 0 P: 11	R: 0 E: 0 K: 1 S: 8	H: 0 LOB: 1 BB: 1 P: 15	R: 0 E: 0 K: 1 S: 10	H: 0 LOB: 2 BB: 2 P: 19	R: 1 E: 1 K: 0 S: 9	H: 0 LOB: 0 BB: 0 P: 16	R: 0 E: 0 K: 2 S: 8	H: 0 LOB: 0 BB: 0 P: 10	R: 0 E: 0 K: 0 S: 14	H: 0 LOB: 1 BB: 0 P: 18	R: 0 E: 0 K: 1 S: 7	H: 1 LOB: 1 BB: 0 P: 8	R: 0 E: 0 K: 0 S: 8	H: 1 LOB: 0 BB: 0 P: 9	R: 0 E: 0 K: 1 S: 7	H: 0 LOB: 0 BB: 0 P: 9	1B: 2 2B: 0 3B: 0 HR: 0	SF: 1 SAC: 0 DP: 1 HBP: 0	WP: 0 PB: 0 SB: 2 CS: 0	PA: 33
PITCHER	IP WLS BF H R ER SO BB IBB HBP BLK WP HR S P ERA WHIP																					
49 Jair Jurjens, R ERA: 2.73	7.0 W 27 1 1 0 6 4 0 0 0 0 0 0 63 97 0.00 0.714																					
54 Kris Medlen, R ERA: 5.89	1.0 3 1 0 0 0 0 0 0 0 0 0 0 8 9 0.00 1.000																					
46 Manny Acosta, R ERA: 2.3	1.0 3 0 0 0 1 0 0 0 0 0 0 0 7 9 0.00 0.000																					

Batter	1	2	3	4	5	6	7	8	9	AB	R	H	RBI	BB	SO	LOB	BOTTOM			
1 Grégor Blanco, L OBP: 0.300, SLG: 0.278	G6-3		1B			G1-3		G6-3		4	2	1	0	1	0	1	Philadelphia Phillies @ Atlanta Braves Turner Field, Atlanta, GA Wed Jul 01 2009, 7:00 PM EDT Att: 25,212 - Partly Cloudy - 91 F			
14 Martín Prado, R OBP: 0.368, SLG: 0.482	F8		1B			L4		1B		4	3	2	2	1	0	0				
10 Chipper Jones, S OBP: 0.406, SLG: 0.481	G5-3		2B					1B		4	1	2	3	0	0	0				
54 Kris Medlen, R OBP: 0.349, SLG: 0.432			1B					1B		0	0	0	0	0	0	0				
19 Yunel Escobar, R OBP: 0.349, SLG: 0.432			1B					1B		1	0	1	1	0	0	0				
46 Manny Acosta, R OBP: 0.349, SLG: 0.432			1B					1B		0	0	0	0	0	0	0				
16 Brian McCann, L OBP: 0.396, SLG: 0.510	F8		F7							5	1	2	2	0	1	1				
23 Matt Diaz, R OBP: 0.360, SLG: 0.451	F8		1B							5	1	3	2	0	1	2				
22 Casey Kotchman, L OBP: 0.327, SLG: 0.372			1B							3	0	0	0	1	0	3				
7 Jeff Francoeur, R OBP: 0.285, SLG: 0.350	P3									4	0	1	0	0	1	2				
27 Diory Hernandez, R OBP: 0.196, SLG: 0.231			P3							4	2	1	1	0	0	1				
49 Jair Jurjens, R ERA: 4.98			1B							3	1	1	0	0	1	0				
2 Kelly Johnson, L OBP: 0.287, SLG: 0.361			1B							1	0	0	0	0	1	1				
Inning Stats	R: 0 E: 0 K: 0 S: 8	H: 0 LOB: 0 BB: 0 P: 14	R: 0 E: 0 K: 0 S: 8	H: 0 LOB: 1 BB: 1 P: 16	R: 3 E: 0 K: 0 S: 24	H: 5 LOB: 0 BB: 0 P: 33	R: 0 E: 0 K: 1 S: 7	H: 1 LOB: 0 BB: 0 P: 11	R: 6 E: 0 K: 1 S: 22	H: 5 LOB: 0 BB: 1 P: 32	R: 0 E: 0 K: 0 S: 6	H: 0 LOB: 0 BB: 0 P: 11	R: 0 E: 0 K: 1 S: 9	H: 1 LOB: 1 BB: 0 P: 12	R: 2 E: 1 K: 2 S: 14	H: 2 LOB: 2 BB: 1 P: 21	1B: 10 2B: 2 3B: 0 HR: 2	SF: 0 SAC: 0 DP: 1 HBP: 0	WP: 0 PB: 0 SB: 0 CS: 0	PA: 41
PITCHER	IP WLS BF H R ER SO BB IBB HBP BLK WP HR S P ERA WHIP																			
35 Cole Hamels, L ERA: 4.98	4.0 L 22 9 7 7 1 2 0 0 0 0 0 2 20 29 9.00 1.000																			
52 Tyler Walker, R ERA: 2.0	2.0 8 2 2 2 1 0 0 0 0 0 0 2 20 29 9.00 1.000																			
53 Sergio Escalona, L ERA: 2.84	1.0 4 1 0 0 1 0 0 0 0 0 0 9 12 0.00 1.000																			
57 Jack Taschner, L ERA: 5.2	1.0 7 2 2 0 2 1 0 0 0 0 0 0 14 21 0.00 3.000																			


Batter	1	2	3	4	5	6	7	8	9	AB	R	H	RBI	BB	SO	LOB	TOP			
11 Jimmy Rollins, S OBP: 0.253, SLG: 0.322	G3		FC6 1B		1-2 1B		G4-3			4	0	2	0	0	0	0	Philadelphia Phillies @ Atlanta Braves Turner Field, Atlanta, GA Thu Jul 02 2009, 7:00 PM EDT Att: 38,254 - Partly Cloudy - 87 F			
8 Shane Victorino, S OBP: 0.360, SLG: 0.441	K		FC6		L6					4	0	1	0	0	1	3				
26 Chase Utley, L OBP: 0.426, SLG: 0.556	K			G5-3		19 2B 1B	F8			4	1	1	0	0	1	1				
6 Ryan Howard, L OBP: 0.327, SLG: 0.532	K				F7 1B		F9			4	0	1	0	0	1	1				
28 Javson Werth, R OBP: 0.365, SLG: 0.480	G3-1			F7 1B		19 2B 7 G6-3 HBP	7 E 7 S 2-1 BB			2	1	0	0	0	1	0				
19 Greg Dobbs, L OBP: 0.297, SLG: 0.451				G3-1		7 G6-3 2B				3	0	2	1	0	0	1				
40 John Mayberry Jr., R OBP: 0.282, SLG: 0.575					G3-1					1	0	0	0	0	1	1				
7 Pedro Feliz, R OBP: 0.332, SLG: 0.414	K			G6-3		G6-3	2-1			4	0	0	1	0	1	2				
Carlos Ruiz, R OBP: 0.343, SLG: 0.371			L6		K		G4-3			3	0	0	0	0	1	1				
23 Paul Bako, L OBP: 0.250, SLG: 0.250								P5		1	0	0	0	0	0	0				
43 J.A. Happ, L OBP: 0.071, SLG: 0.071			L7							3	0	1	0	0	1	0				
46 Ryan Madson, L OBP: 0.420, SLG: 0.482								P3		0	0	0	0	0	0	0				
12 Matt Stinson, L OBP: 0.420, SLG: 0.482										1	0	0	0	0	0	0				
Inning Stats	R: 0 H: 0 E: 0 K: 2 S: 10	H: 0 LOB: 0 BB: 0 P: 12	R: 0 H: 1 E: 0 K: 2 S: 14	H: 1 LOB: 1 BB: 0 P: 23	R: 0 H: 1 E: 0 K: 0 S: 7	H: 1 LOB: 1 BB: 0 P: 12	R: 0 H: 1 E: 0 K: 0 S: 14	H: 2 LOB: 2 BB: 0 P: 19	R: 2 H: 2 E: 0 K: 0 S: 20	H: 2 LOB: 1 BB: 0 P: 32	R: 0 H: 1 E: 0 K: 1 S: 12	H: 0 LOB: 1 BB: 1 P: 20	R: 0 H: 0 E: 0 K: 1 S: 10	H: 0 LOB: 0 BB: 0 P: 6	R: 0 H: 0 E: 0 K: 0 S: 6	H: 0 LOB: 0 BB: 0 P: 6	1B: 5 2B: 3 3B: 0 HR: 0	SF: 0 SAC: 0 DP: 0 HBP: 1	WP: 0 PB: 0 SB: 1 CS: 0	PA: 36
PITCHER	IP WLS BF H R ER SO BB IBB HBP BLK WP HR S P ERA WHIP	IP WLS BF H R ER SO BB IBB HBP BLK WP HR S P ERA WHIP	IP WLS BF H R ER SO BB IBB HBP BLK WP HR S P ERA WHIP	IP WLS BF H R ER SO BB IBB HBP BLK WP HR S P ERA WHIP	IP WLS BF H R ER SO BB IBB HBP BLK WP HR S P ERA WHIP	IP WLS BF H R ER SO BB IBB HBP BLK WP HR S P ERA WHIP	IP WLS BF H R ER SO BB IBB HBP BLK WP HR S P ERA WHIP	IP WLS BF H R ER SO BB IBB HBP BLK WP HR S P ERA WHIP	IP WLS BF H R ER SO BB IBB HBP BLK WP HR S P ERA WHIP	IP WLS BF H R ER SO BB IBB HBP BLK WP HR S P ERA WHIP	IP WLS BF H R ER SO BB IBB HBP BLK WP HR S P ERA WHIP	IP WLS BF H R ER SO BB IBB HBP BLK WP HR S P ERA WHIP	IP WLS BF H R ER SO BB IBB HBP BLK WP HR S P ERA WHIP	IP WLS BF H R ER SO BB IBB HBP BLK WP HR S P ERA WHIP	IP WLS BF H R ER SO BB IBB HBP BLK WP HR S P ERA WHIP	IP WLS BF H R ER SO BB IBB HBP BLK WP HR S P ERA WHIP	IP WLS BF H R ER SO BB IBB HBP BLK WP HR S P ERA WHIP			

AB	34
R	2
H	8
RBI	2
BB	1
SO	7
LOB	11



Batter	1	2	3	4	5	6	7	8	9	AB	R	H	RBI	BB	SO	LOB	BOTTOM			
1 Grégor Blanco, L OBP: 0.273, SLG: 0.250	G4-3	FC6-4		K			G3-1			4	0	0	0	0	1	5	Philadelphia Phillies @ Atlanta Braves Turner Field, Atlanta, GA Thu Jul 02 2009, 7:00 PM EDT Att: 38,254 - Partly Cloudy - 87 F			
14 Martín Prado, R OBP: 0.371, SLG: 0.486	G4-3				F9 2B					3	0	1	0	1	0	0				
10 Chipper Jones, S OBP: 0.404, SLG: 0.477			F9 1B		P3		F8			4	0	1	0	0	0	3				
16 Brian McCann, L OBP: 0.393, SLG: 0.505			F9 2B		F9					4	0	1	0	0	1	2				
49 Jair Jurgens, R OBP: 0.206, SLG: 0.188	K				F9					0	1	0	0	0	0	0				
Rafael Soriano, R ERA: 1.18								19 SH3-4 2B		0	0	0	0	0	0	0				
19 Yunel Escobar, R OBP: 0.348, SLG: 0.435			G1-3			B1-3		SH3-4		3	0	1	0	0	0	1				
23 Matt Diaz, R OBP: 0.370, SLG: 0.467						G5-3		18 S 18 HR		4	2	3	1	0	0	0				
7 Jeff Francoeur, R OBP: 0.292, SLG: 0.346					P4					3	0	0	0	0	2	3				
18 Garret Anderson, L OBP: 0.314, SLG: 0.426	K					K				1	1	1	2	0	0	0				
22 Casey Kotchman, L OBP: 0.335, SLG: 0.390										2	1	2	2	1	0	0				
2 Kelly Johnson, L OBP: 0.296, SLG: 0.359										1	0	0	0	0	0	1				
33 Javier Vazquez, R OBP: 0.421, SLG: 0.526										2	0	0	0	0	1	3				
58 Peter Moilan, R ERA: 3.98										0	0	0	0	0	0	0				
34 Eric O'Flaherty, L ERA: 3.68										0	0	0	0	0	0	0				
27 Dign Hernandez, R OBP: 0.296, SLG: 0.359										0	0	0	0	0	0	0				
51 Michael Gonzalez, R ERA: 2.61										0	0	0	0	0	0	0				
8 David Ross, R OBP: 0.362, SLG: 0.596										1	0	0	0	0	0	1				
Inning Stats	R: 0 H: 1 E: 0 K: 1 S: 11	H: 2 LOB: 3 BB: 1 P: 14	R: 0 H: 2 E: 0 K: 2 S: 16	H: 2 LOB: 1 BB: 0 P: 26	R: 0 H: 1 E: 0 K: 0 S: 6	H: 1 LOB: 1 BB: 0 P: 9	R: 2 H: 2 E: 0 K: 1 S: 8	H: 2 LOB: 0 BB: 0 P: 14	R: 0 H: 0 E: 0 K: 0 S: 6	H: 0 LOB: 0 BB: 0 P: 8	R: 0 H: 1 E: 0 K: 0 S: 8	H: 1 LOB: 2 BB: 1 P: 18	R: 3 H: 3 E: 0 K: 0 S: 15	H: 3 LOB: 1 BB: 0 P: 19	R: 0 H: 0 E: 0 K: 0 S: 6	H: 0 LOB: 0 BB: 0 P: 6	1B: 5 2B: 3 3B: 0 HR: 2	SF: 0 SAC: 2 DP: 0 HBP: 0	WP: 0 PB: 0 SB: 1 CS: 0	PA: 36
PITCHER	IP WLS BF H R ER SO BB IBB HBP BLK WP HR S P ERA WHIP	IP WLS BF H R ER SO BB IBB HBP BLK WP HR S P ERA WHIP	IP WLS BF H R ER SO BB IBB HBP BLK WP HR S P ERA WHIP	IP WLS BF H R ER SO BB IBB HBP BLK WP HR S P ERA WHIP	IP WLS BF H R ER SO BB IBB HBP BLK WP HR S P ERA WHIP	IP WLS BF H R ER SO BB IBB HBP BLK WP HR S P ERA WHIP	IP WLS BF H R ER SO BB IBB HBP BLK WP HR S P ERA WHIP	IP WLS BF H R ER SO BB IBB HBP BLK WP HR S P ERA WHIP	IP WLS BF H R ER SO BB IBB HBP BLK WP HR S P ERA WHIP	IP WLS BF H R ER SO BB IBB HBP BLK WP HR S P ERA WHIP	IP WLS BF H R ER SO BB IBB HBP BLK WP HR S P ERA WHIP	IP WLS BF H R ER SO BB IBB HBP BLK WP HR S P ERA WHIP	IP WLS BF H R ER SO BB IBB HBP BLK WP HR S P ERA WHIP	IP WLS BF H R ER SO BB IBB HBP BLK WP HR S P ERA WHIP	IP WLS BF H R ER SO BB IBB HBP BLK WP HR S P ERA WHIP	IP WLS BF H R ER SO BB IBB HBP BLK WP HR S P ERA WHIP	IP WLS BF H R ER SO BB IBB HBP BLK WP HR S P ERA WHIP			

AB	32
R	5
H	10
RBI	5
BB	2
SO	5
LOB	19



Batter	1	2	3	4	5	6	7	8	9	AB	R	H	RBI	BB	SO	LOB	TOP										
3 Alex Cora, L OBP: 0.348, SLG: 0.321	L1		G6-3		F7		K			4	0	0	0	0	1	2											
28 Daniel Murphy, L OBP: 0.312, SLG: 0.359	F7		L8			G4-3		G6-4-3 1B		4	0	1	0	0	0	1											
5 David Wright, R OBP: 0.426, SLG: 0.481	P3				K		K	G6-4-3 1-2		4	0	0	0	0	2	1											
10 Gary Sheffield, R OBP: 0.399, SLG: 0.506		G5-3				P3		19 1B BB		3	0	1	0	1	0	0											
19 Ryan Church, L OBP: 0.355, SLG: 0.404	L7									4	1	3	0	0	0	0											
17 Fernando Tatis, R OBP: 0.333, SLG: 0.395					F9			F9		4	0	1	0	0	0	5											
6 Nick Evans, R OBP: 0.345, SLG: 0.571										4	1	1	1	0	2	3											
23 Brian Schneider, L OBP: 0.345, SLG: 0.429										3	0	1	1	1	0	0											
61 Livan Hernandez, R OBP: 0.107, SLG: 0.107										1	0	0	0	0	0	1											
48 Pat Misch, R										1	0	0	0	0	1	0											
18 Jeremy Reed, L										1	0	0	0	0	0	1											
39 Bobby Parnell, R										0	0	0	0	0	0	0											
64 Elmer Dessens, R										0	0	0	0	0	0	0											
26 Fernando Martinez, L OBP: 0.292, SLG: 0.275										1	0	0	0	0	0	0											
Inning Stats	R: 0 E: 0 K: 0 S: 7	H: 0 LOB: 0 BB: 0 P: 12	R: 0 E: 0 K: 0 S: 6	H: 1 LOB: 1 BB: 0 P: 9	R: 0 E: 0 K: 0 S: 10	H: 0 LOB: 1 BB: 1 P: 17	R: 0 E: 0 K: 2 S: 12	H: 2 LOB: 2 BB: 0 P: 19	R: 0 E: 0 K: 1 S: 6	H: 0 LOB: 0 BB: 0 P: 10	R: 0 E: 0 K: 1 S: 13	H: 0 LOB: 0 BB: 0 P: 19	R: 2 E: 0 K: 2 S: 16	H: 3 LOB: 1 BB: 0 P: 21	R: 0 E: 0 K: 0 S: 8	H: 2 LOB: 2 BB: 1 P: 16	R: 0 E: 0 K: 1 S: 8	H: 0 LOB: 0 BB: 0 P: 10	1B: 5 2B: 3 3B: 0 HR: 0	SF: 0 SAC: 0 DP: 1 HBP: 0	WP: 0 PB: 0 SB: 0 CS: 0	PA: 36					
PITCHER	IP	WLS	BF	H	R	ER	SO	BB	IBB	HBP	BLK	WP	HR	S	P	ERA	WHIP										
31 Rodrigo Lopez, R ERA: 2.84	6.1	W	26	6	2	2	4	1	0	0	0	0	0	62	96	2.84	1.105										
61 Chan Ho Park, R ERA: 5.89	1.2		7	2	0	0	2	1	0	0	0	0	0	16	27	0.00	1.800										
46 Ryan Madson, R ERA: 3.38	1.0		3	0	0	0	1	0	0	0	0	0	0	8	10	0.00	0.000										

New York Mets @ Philadelphia Phillies
Citizens Bank Park, Philadelphia, PA

AB 34
R 2
H 8
RBI 2
BB 2
SO 7
LOB 14



WP: 0 PA: 36
PB: 0
SB: 0
CS: 0

New York Mets @ Philadelphia Phillies
Citizens Bank Park, Philadelphia, PA


AB 33
R 7
H 11
RBI 7
BB 5
SO 6
LOB 19




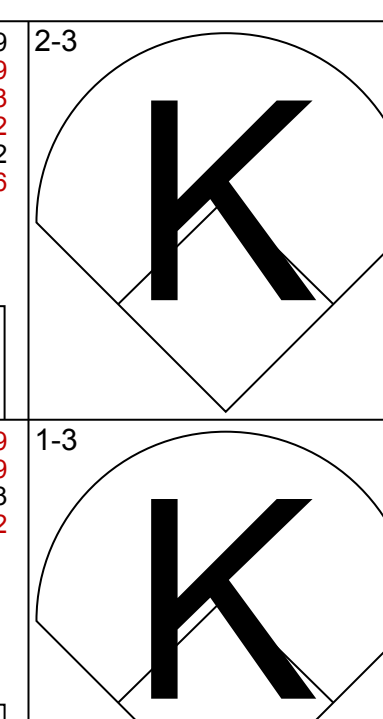
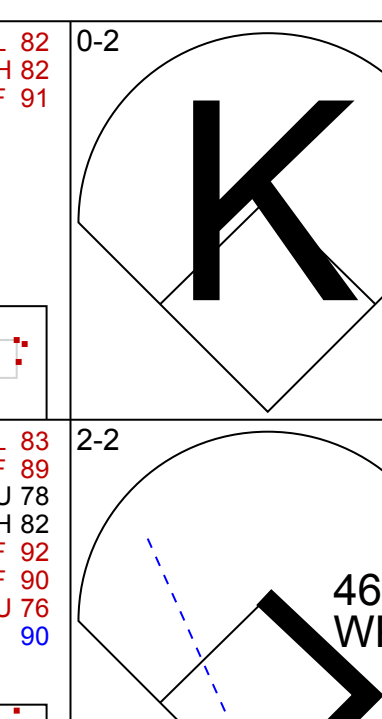
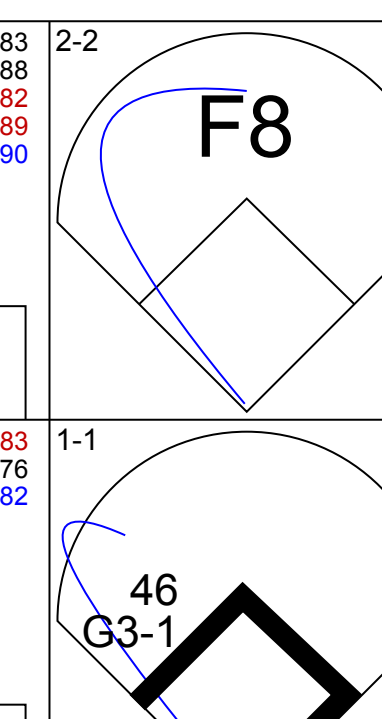
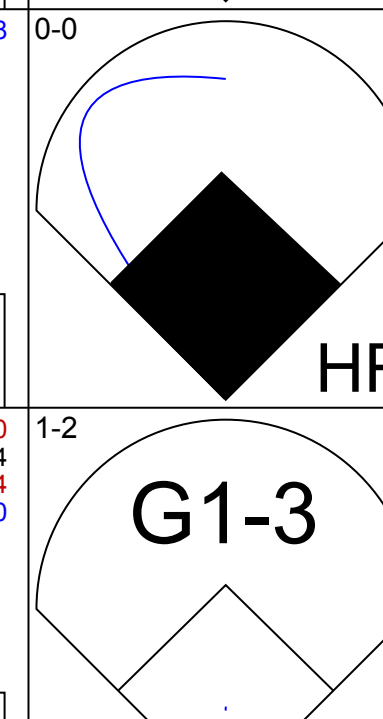
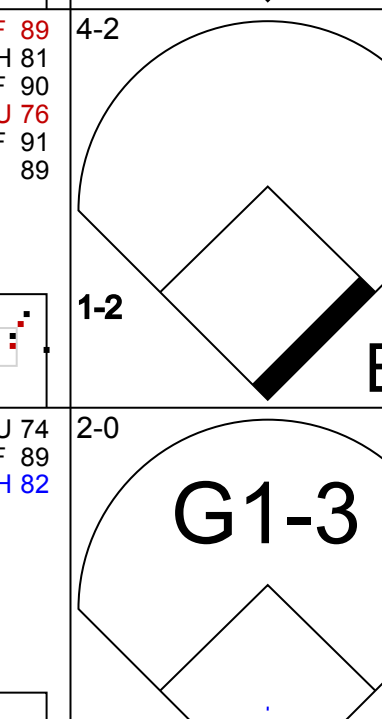
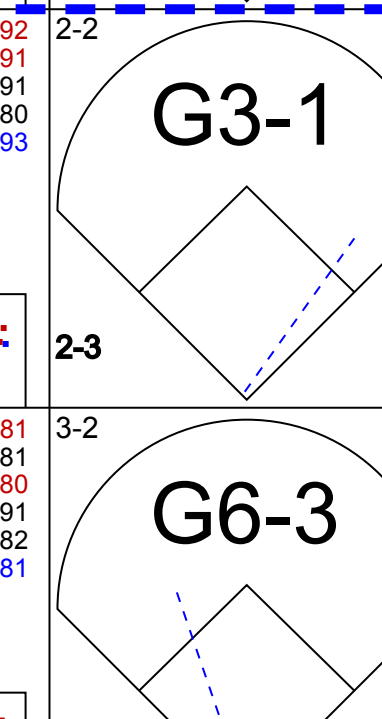






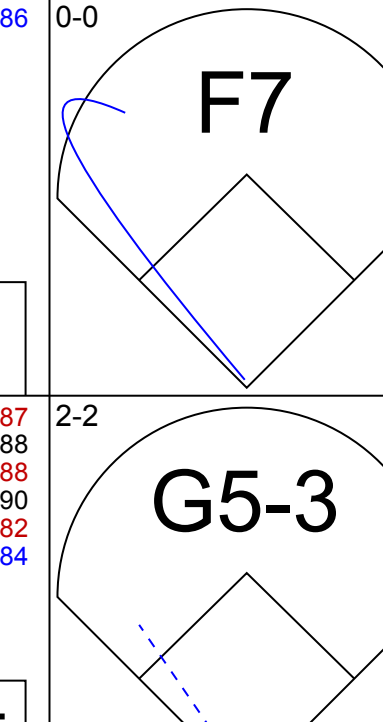
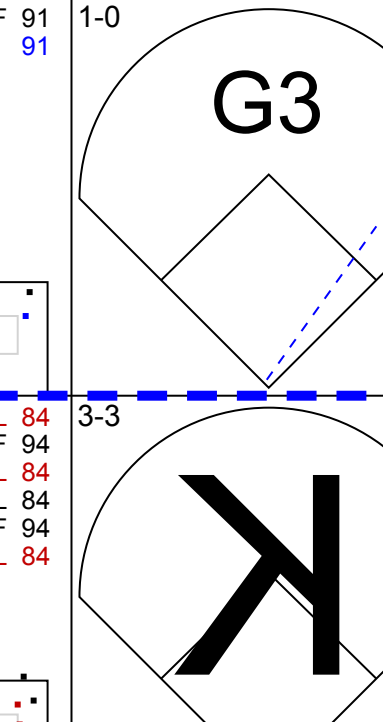
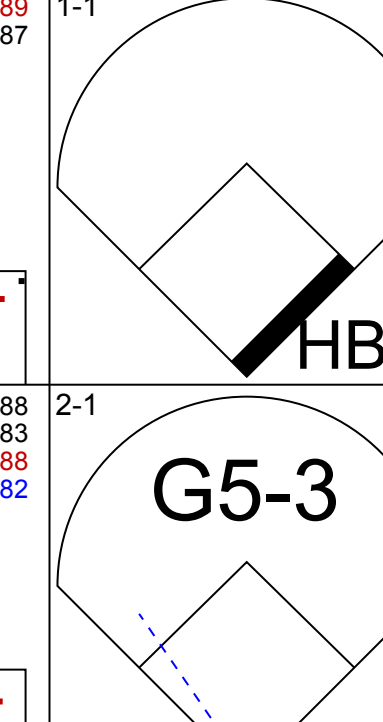
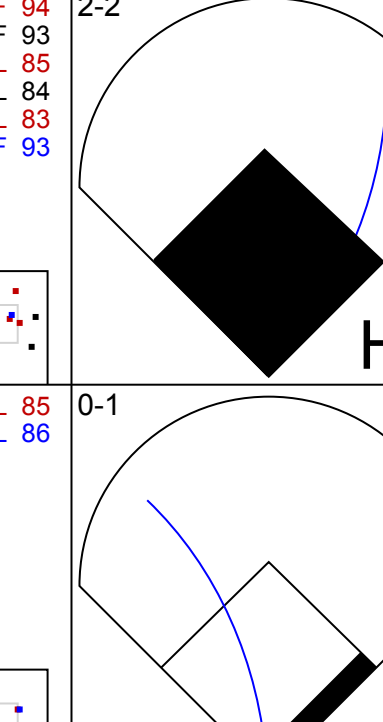
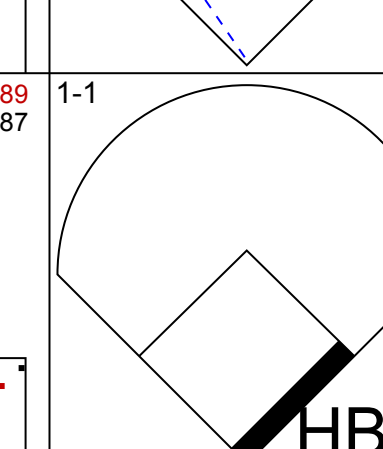
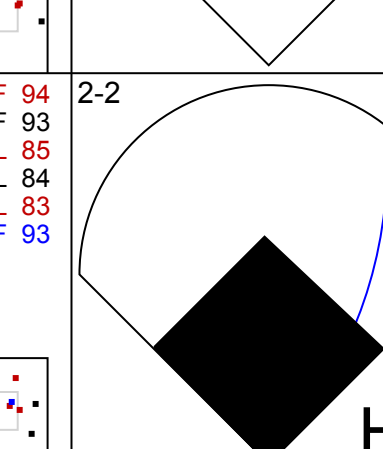
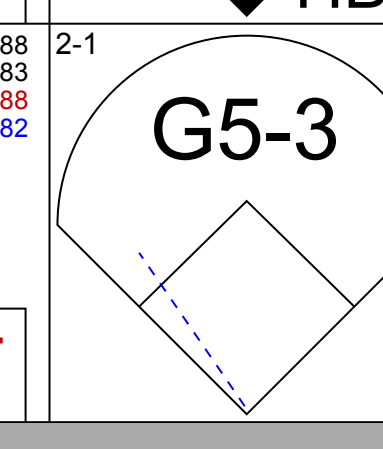
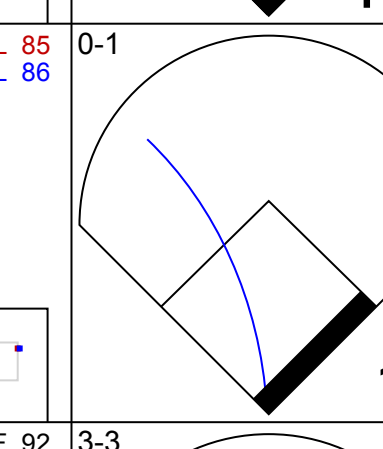
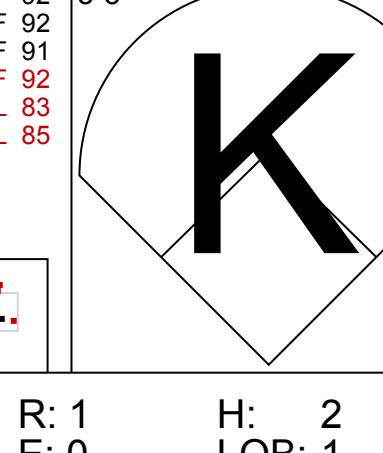
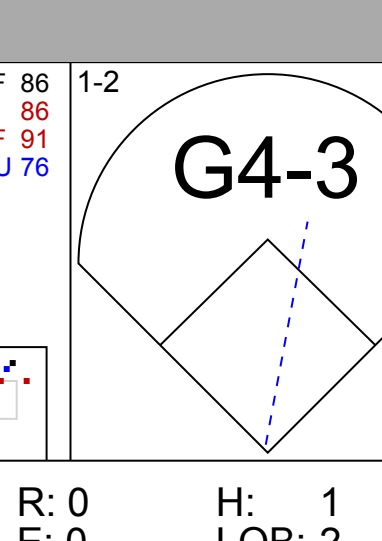
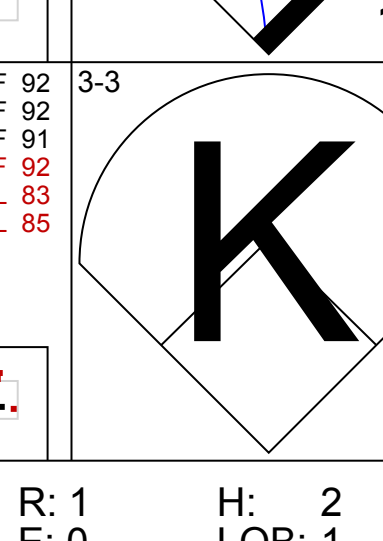

WP: 0 PA: 39
PB: 0
SB: 1
CS: 0

Batter	1	2	3	4	5	6	7	8	9	AB	R	H	RBI	BB	SO	LOB	BOTTOM										
11 Jimmy Rollins, S OBP: 0.255, SLG: 0.329	L8 26 1B 2B									5	1	2	2	0	0	0											
8 Shane Victorino, S OBP: 0.394, SLG: 0.450										5	2	3	0	0	0	1											
26 Chase Utley, L OBP: 0.426, SLG: 0.555										4	1	2	2	0	1	1											
6 Ryan Howard, L OBP: 0.329, SLG: 0.528										2	0	0	0	2	0	0											
28 Jayson Werth, R OBP: 0.367, SLG: 0.489										3	1	1	1	1	2	3											
19 Greg Dobbs, L OBP: 0.295, SLG: 0.442										4	0	1	2	0	1	3											
40 John Mayberry Jr., R OBP: 0.262, SLG: 0.575										0	0	0	0	0	0	0											
7 Pedro Feliz, R OBP: 0.338, SLG: 0.415										2	1	1	0	2	0	0											
23 Paul Bako, L OBP: 0.250, SLG: 0.333										4	1	1	0	0	1	6											
31 Rodrigo Lopez, R										3	0	0	0	0	1	5											
61 Chan Ho Park, R OBP: 0.287, SLG: 0.333										0	0	0	0	0	0	0											
12 Matt Stairs, L OBP: 0.414, SLG: 0.474										1	0	0	0	0	0	0											
46 Ryan Madson, L										0	0	0	0	0	0	0											
Inning Stats	R: 3 E: 0 K: 2 S: 19	H: 4 LOB: 3 BB: 2 P: 36	R: 1 E: 0 K: 0 S: 6	H: 1 LOB: 0 BB: 0 P: 11	R: 3 E: 0 K: 0 S: 12	H: 4 LOB: 1 BB: 0 P: 18	R: 0 E: 0 K: 0 S: 9	H: 1 LOB: 3 BB: 3 P: 23	R: 0 E: 0 K: 1 S: 7	H: 0 LOB: 0 BB: 0 P: 12	R: 0 E: 0 K: 2 S: 8	H: 0 LOB: 0 BB: 0 P: 11	R: 0 E: 0 K: 1 S: 10	H: 0 LOB: 0 BB: 0 P: 15	R: 0 E: 1 K: 0 S: 12	H: 1 LOB: 1 BB: 0 P: 19	1B: 6 2B: 3 3B: 1 HR: 1	SF: 1 SAC: 0 DP: 1 HBP: 0	WP: 0 PB: 0 SB: 1 CS: 0	PA: 39							
PITCHER	IP	WLS	BF	H	R	ER	SO	BB	IBB	HBP	BLK	WP	HR	S	P	ERA	WHIP										
61 Livan Hernandez, R ERA: 4.56	3.0	L	23	10	7	7	2	4	0	0	0	0	0	18	30	0.00	0.000										
48 Pat Misch, L ERA: 3.97	3.0		9	0	0	0	3	0	1	0	0	0	0	18	30	0.00	0.000										
39 Bobby Parnell, R ERA: 5.04	1.0		3	0	0	0	1	0	0	0	0	0	0	10	15	0.00	0.000										
64 Elmer Dessens, R ERA: 3.38	1.0		4	1	0	0	0	0	0	0	0	0	0	12	19	0.00	1.000										

WP: 0 PA: 39
PB: 0
SB: 1
CS: 0

Batter	1	2	3	4	5	6	7	8	9	AB	R	H	RBI	BB	SO	LOB	TOP			
3 Willy Taveras, R OBP: 0.288, SLG: 0.301	F9		G4-3			G1-3			15 2B	4	0	1	0	0	0	0	Cincinnati Reds @ Philadelphia Phillies Citizens Bank Park, Philadelphia, PA Mon Jul 06 2009, 7:05 PM EDT Att: 41,548 - Partly Cloudy - 83 F AB 32 R 1 H 5 RBI 1 BB 0 SO 5 LOB 8 			
15 Jerry Hairston, R OBP: 0.313, SLG: 0.403	F8		F7			F8			2B	4	0	1	0	0	0					
19 Joey Votto, L OBP: 0.450, SLG: 0.611	1B		F7			G4-3			F7	4	0	1	0	0	2					
4 Brandon Phillips, R OBP: 0.333, SLG: 0.455	F8									3	0	0	0	0	0	1				
37 Josh Roenicke, R										0	0	0	0	0	0	0				
7 Paul Janish, R OBP: 0.296, SLG: 0.284										1	0	0	0	0	1	2				
31 Jonny Gomes, R OBP: 0.419, SLG: 0.608										4	1	1	1	0	2	2				
55 Ramon Hernandez, R										2	0	0	0	0	0	0				
46 Carlos Fisher, R										0	0	0	0	0	0	0				
27 Drew Sutton, S										1	0	0	0	0	0	0				
32 Jay Bruce, L OBP: 0.292, SLG: 0.457										3	0	0	0	0	0	0				
28 Edwin Encarnación, R OBP: 0.270, SLG: 0.200										3	0	1	0	0	2	0				
47 Johnny Cueto, R OBP: 0.194, SLG: 0.138										0	0	0	0	0	0	0				
52 Daniel Herrera, L										1	0	0	0	0	0	0				
40 Nick Masset, R										0	0	0	0	0	0	0				
29 Ryan Hanigan, R OBP: 0.422, SLG: 0.399										2	0	0	0	0	0	1				
Inning Stats	R: 0 E: 0 K: 0 S: 10	H: 1 LOB: 1 BB: 0 P: 14	R: 1 E: 0 K: 1 S: 11	H: 1 LOB: 0 BB: 0 P: 17	R: 0 E: 0 K: 0 S: 6	H: 0 LOB: 0 BB: 0 P: 10	R: 0 E: 0 K: 1 S: 10	H: 0 LOB: 1 BB: 0 P: 14	R: 0 E: 0 K: 0 S: 8	H: 0 LOB: 0 BB: 0 P: 13	R: 0 E: 0 K: 0 S: 5	H: 0 LOB: 0 BB: 0 P: 8	R: 0 E: 0 K: 1 S: 7	H: 0 LOB: 2 BB: 0 P: 9	R: 0 E: 0 K: 2 S: 16	H: 2 LOB: 2 BB: 0 P: 23	1B: 3 2B: 1 3B: 0 HR: 1	SF: 0 SAC: 0 DP: 0 HBP: 0	WP: 0 PB: 0 SB: 0 CS: 0	PA: 32
PITCHER	IP WLS BF H R ER SO BB IBB HBP BLK WP HR S P ERA WHIP																			
35 Cole Hamels, L ERA: 4.7	7.0 W 24 3 1 1 2 0 0 0 0 0 1 61 92 1.29 0.429																			
52 Tyler Walker, R ERA: 1.8	1.0 3 0 0 0 1 0 0 0 0 0 0 7 9 0.00 0.000																			
47 Scott Eyre, L ERA: 2.4	1.0 5 2 0 0 2 0 0 0 0 0 0 16 23 0.00 2.000																			

Batter	1	2	3	4	5	6	7	8	9	AB	R	H	RBI	BB	SO	LOB	BOTTOM			
11 Jimmy Rollins, S OBP: 0.276, SLG: 0.353										4	4	3	1	2	0	2	Cincinnati Reds @ Philadelphia Phillies Citizens Bank Park, Philadelphia, PA Mon Jul 06 2009, 7:05 PM EDT Att: 41,548 - Partly Cloudy - 83 F AB 43 R 22 H 21 RBI 21 BB 7 SO 9 LOB 13 			
8 Shane Victorino, S OBP: 0.371, SLG: 0.468										5	5	4	4	1	0	1				
26 Chase Utley, L OBP: 0.429, SLG: 0.571										3	1	2	4	1	1	0				
4 Eric Bruntlett, R OBP: 0.215, SLG: 0.217										2	2	1	1	0	1	1				
6 Ryan Howard, L OBP: 0.325, SLG: 0.516										4	0	1	1	0	1	2				
40 John Mayberry Jr., R OBP: 0.255, SLG: 0.523										1	1	0	0	1	1	0				
28 Jayson Werth, R OBP: 0.364, SLG: 0.491										5	2	2	5	0	2	2				
19 Greg Dobbs, L OBP: 0.314, SLG: 0.490										6	2	4	2	0	0	1				
7 Pedro Feliz, R OBP: 0.340, SLG: 0.411										5	1	1	0	0	1	2				
Carlos Ruiz, R OBP: 0.339, SLG: 0.361										4	1	1	1	1	0	0				
35 Cole Hamels, L OBP: 0.167, SLG: 0.250										4	2	2	2	0	2	2				
52 Tyler Walker, R ERA: 2.62										0	0	0	0	0	0	0				
12 Matt Stairs, L OBP: 0.417, SLG: 0.466										0	1	0	0	1	0	0				
47 Scott Eyre, L										0	0	0	0	0	0	0				
Inning Stats	R: 10 E: 0 K: 2 S: 31	H: 6 LOB: 0 BB: 3 P: 58	R: 1 E: 0 K: 1 S: 16	H: 3 LOB: 2 BB: 0 P: 21	R: 1 E: 0 K: 0 S: 14	H: 1 LOB: 1 BB: 1 P: 22	R: 4 E: 1 K: 1 S: 18	H: 4 LOB: 2 BB: 1 P: 37	R: 0 E: 0 K: 0 S: 9	H: 1 LOB: 0 BB: 0 P: 14	R: 0 E: 0 K: 2 S: 11	H: 1 LOB: 1 BB: 0 P: 16	R: 0 E: 0 K: 2 S: 11	H: 1 LOB: 1 BB: 0 P: 14	R: 6 E: 0 K: 1 S: 17	H: 4 LOB: 0 BB: 2 P: 29	1B: 11 2B: 6 3B: 0 HR: 4	SF: 1 SAC: 0 DP: 1 HBP: 1	WP: 0 PB: 0 SB: 0 CS: 0	PA: 52
PITCHER	IP WLS BF H R ER SO BB IBB HBP BLK WP HR S P ERA WHIP																			
47 Johnny Cueto, R ERA: 3.45	0.2 L 11 5 3 3 2 1 0 0 0 0 0 1 25 49 11.57 2.571																			
52 Daniel Herrera, L ERA: 2.43	1.0 8 4 4 3 1 1 0 0 0 0 0 18 37 27.00 5.000																			
46 Carlos Fisher, R ERA: 3.54	2.0 7 2 0 0 2 0 0 0 0 0 0 20 30 0.00 1.000																			
37 Josh Roenicke, R ERA	1.0 4 1 0 0 2 0 0 0 0 0 0 11 14 0.00 1.000																			
PITCHER	IP WLS BF H R ER SO BB IBB HBP BLK WP HR S P ERA WHIP																			
7 Paul Janish, R ERA: 49.5	1.0 9 4 6 6 1 0 0 0 0 0 0 17 29 54.00 6.000																			

Batter	1	2	3	4	5	6	7	8	9	AB	R	H	RBI	BB	SO	LOB	TOP								
22 Andrew McCutchen, R (1.8) OBP: 0.351, SLG: 0.428										4	0	0	0	0	2	0									
12 Freddy Sanchez, R (1.4) OBP: 0.356, SLG: 0.481										4	0	2	0	0	1	0									
46 Garrett Jones, L (1.7) OBP: 0.351, SLG: 0.676										3	1	1	1	1	0	2									
41 Ryan Doumit, S (1.2) OBP: 0.250, SLG: 0.429										4	0	0	0	0	0	3									
25 Adam LaRoche, L (1.3) OBP: 0.341, SLG: 0.458										4	0	0	0	0	2	0									
15 Andy LaRoche, R (1.5) OBP: 0.345, SLG: 0.385										4	0	1	0	0	1	0									
44 Brandon Moss, L (1.9) OBP: 0.308, SLG: 0.382										3	1	1	1	0	0	1									
2 Jack Wilson, R (1.6) OBP: 0.303, SLG: 0.401										4	0	1	0	0	0	2									
57 Zach Duke, L (1.1) OBP: 0.270, SLG: 0.294										3	0	0	0	0	1	0									
24 Delwyn Young, S (9, PH) OBP: 0.386, SLG: 0.400										1	0	0	0	0	1	1									
Inning Stats	R: 1 H: 1 E: 0 K: 2 S: 11	H: 1 LOB: 0 BB: 0 P: 15	R: 0 H: 0 E: 0 K: 0 S: 8	H: 0 LOB: 1 BB: 0 P: 13	R: 0 H: 1 E: 0 K: 1 S: 15	H: 1 LOB: 2 BB: 1 P: 24	R: 0 H: 0 E: 0 K: 1 S: 9	H: 0 LOB: 1 BB: 0 P: 12	R: 0 H: 0 E: 1 K: 0 S: 8	H: 0 LOB: 1 BB: 0 P: 11	R: 0 H: 0 E: 0 K: 1 S: 5	H: 0 LOB: 0 BB: 0 P: 6	R: 0 H: 0 E: 0 K: 1 S: 10	H: 0 LOB: 0 BB: 0 P: 14	R: 0 H: 1 E: 0 K: 0 S: 11	H: 1 LOB: 1 BB: 0 P: 19	R: 1 H: 2 E: 0 K: 2 S: 13	H: 2 LOB: 1 BB: 0 P: 22	1B: 3 2B: 1 3B: 0 HR: 2	SF: 0 SAC: 0 DP: 0 HBP: 1	WP: 1 PB: 0 SB: 0 CS: 0	PA: 36			
PITCHER	IP	WLS	BF	H	R	ER	SO	BB	IBB	HBP	BLK	WP	HR	S	P	ERA	WHIP								
56 Joe Blanton, R (1.1) ERA: 4.44	7.1	W	29	4	1	1	6	1	0	1	0	1	1	71	103	1.23	0.682								
16 J.C. Romero, L (8.1) ERA: 2.7	1.0	H	3	0	0	0	0	0	0	0	0	0	0	7	13	0.00	0.000								
54 Brad Lidge, R (9.1) ERA: 7.03	0.2	S	4	2	1	1	2	0	0	0	0	0	1	12	20	13.50	3.000								

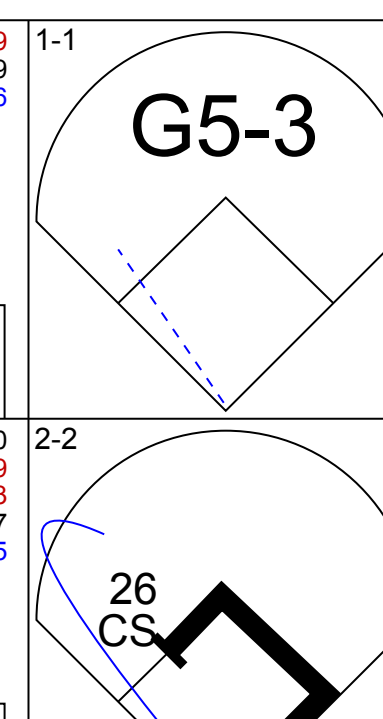
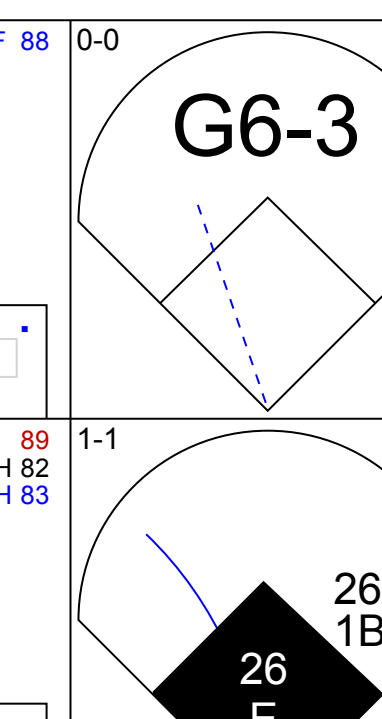
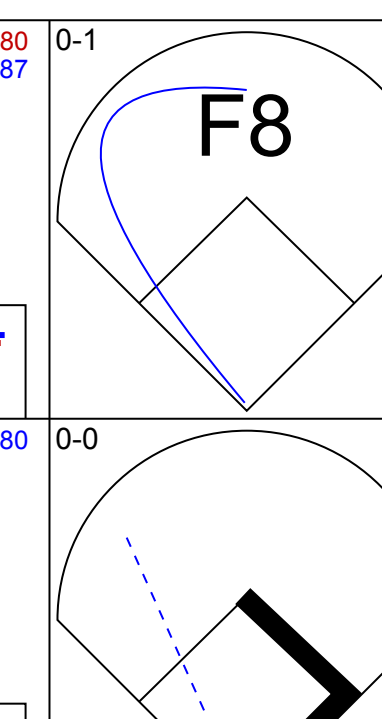
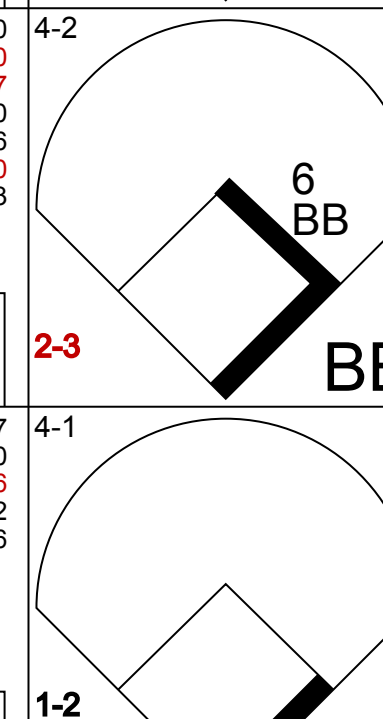
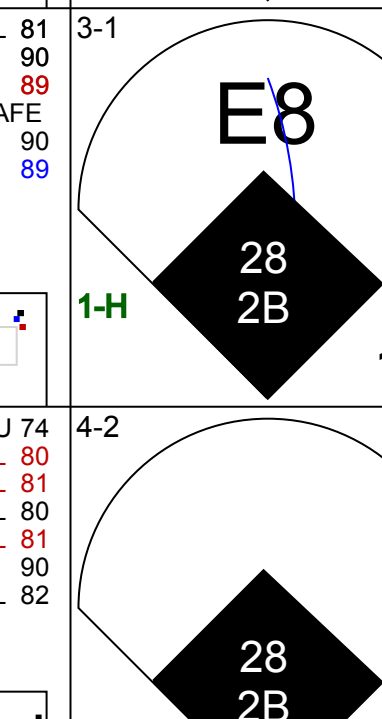
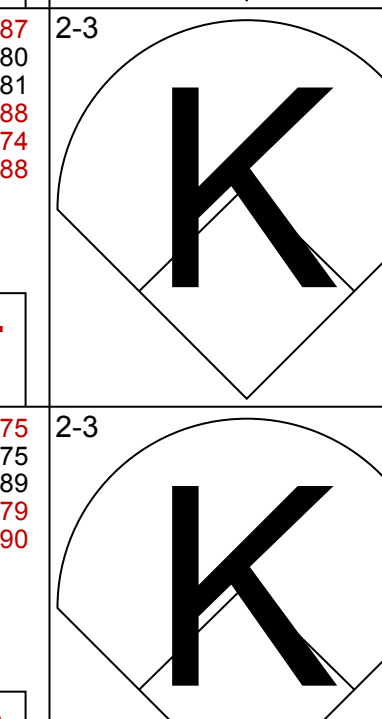
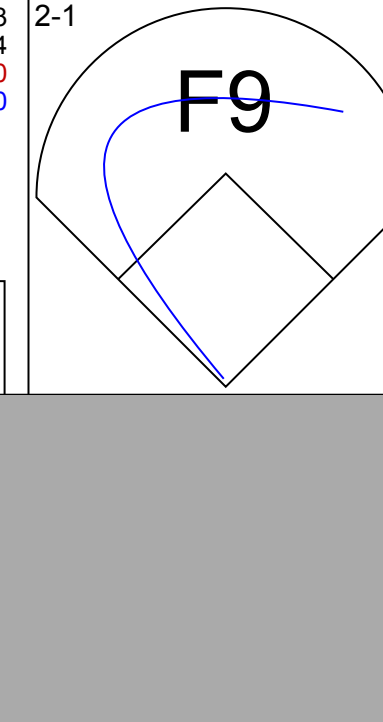
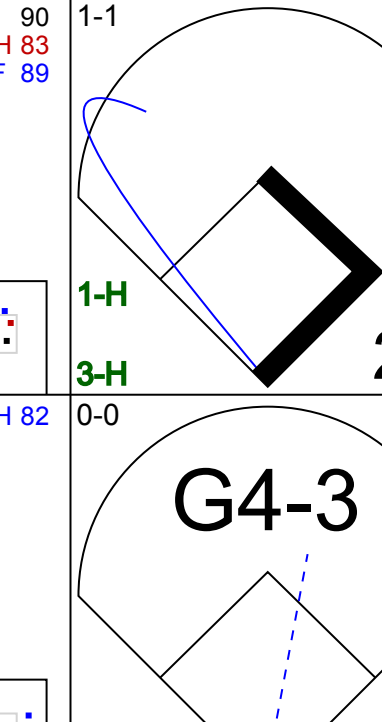




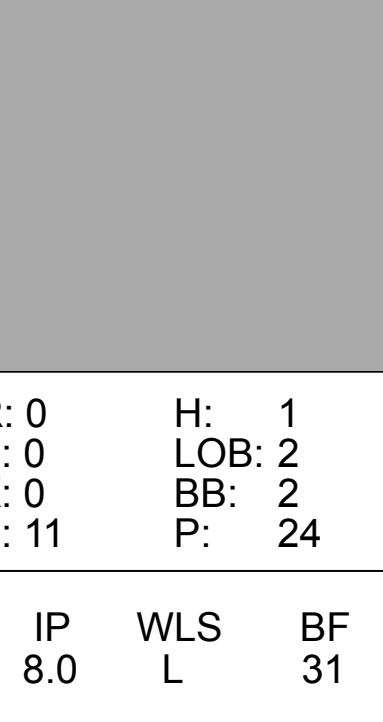
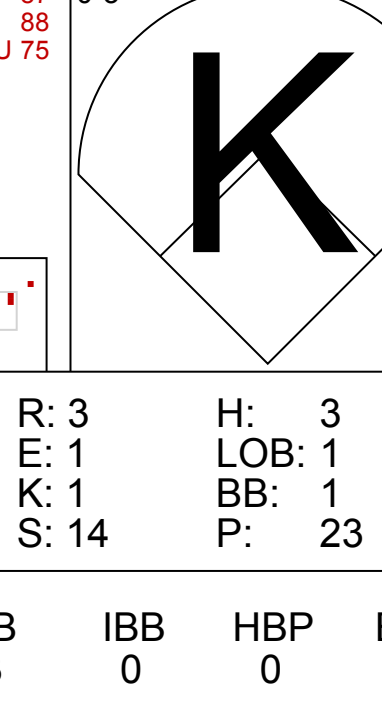

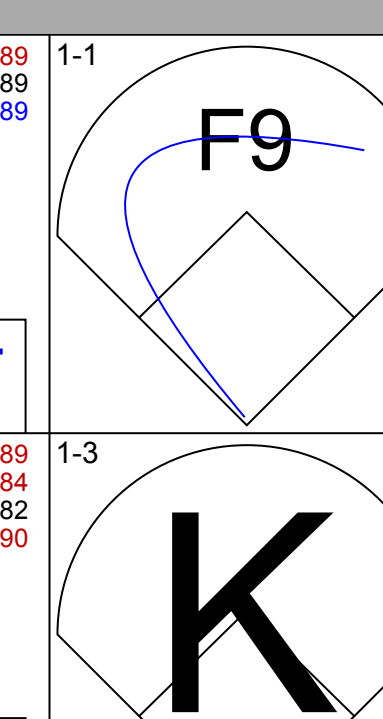
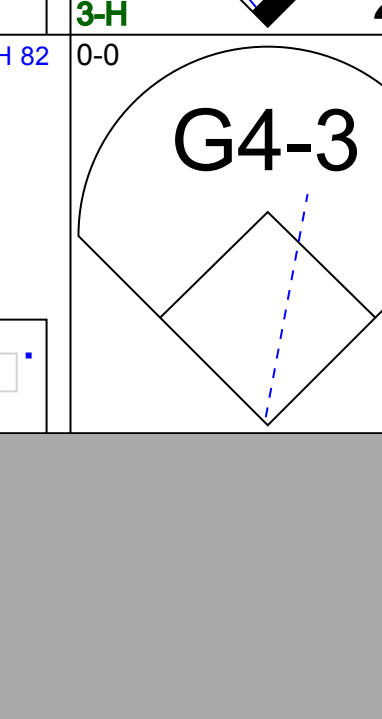



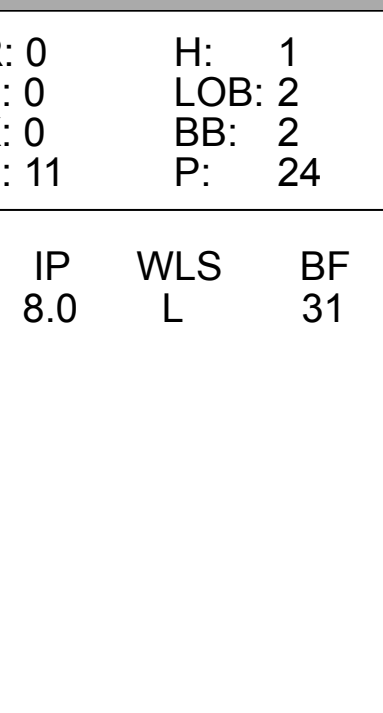
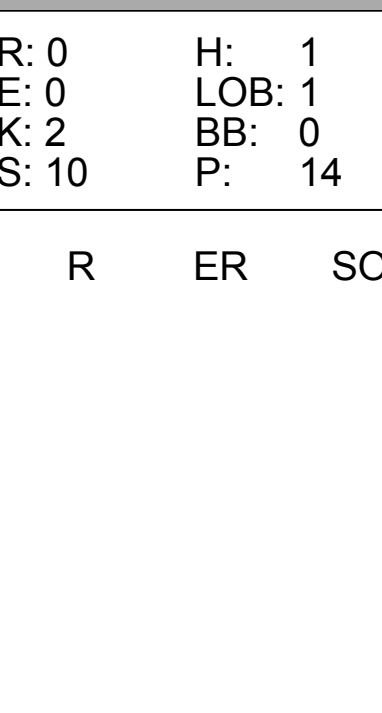

Pittsburgh Pirates @ Philadelphia Phillies
Citizens Bank Park, Philadelphia, PA

AB 34
R 2
H 6
RBI 2
BB 1
SO 8
LOB 9



WP: 1 PA: 36
PB: 0
SB: 0
CS: 0

Fri Jul 10, 2009, 7:05 PM EDT
Att: 45,246 - Cloudy - 79 F

Batter	1	2	3	4	5	6	7	8	9	AB	R	H	RBI	BB	SO	LOB	BOTTOM								
11 Jimmy Rollins, S (1.6) OBP: 0.278, SLG: 0.347										4	0	0	0	0	0	0									
8 Shane Victorino, S (1.8) OBP: 0.379, SLG: 0.472										4	1	3	0	0	0	0									
26 Chase Utley, L (1.4) OBP: 0.427, SLG: 0.575										3	1	1	0	1	2	1									
6 Ryan Howard, L (1.3) OBP: 0.333, SLG: 0.518										2	1	0	0	2	2	1									
28 Jayson Werth, R (1.9) OBP: 0.372, SLG: 0.523										3	0	1	2	0	0	2									
7 Pedro Feliz, R (1.5) OBP: 0.335, SLG: 0.403										3	0	0	0	0	0	1									
40 John Mayberry Jr., R (1.7) OBP: 0.235, SLG: 0.479										3	0	0	0	0	1	0									
23 Paul Bako, L (1.2) OBP: 0.240, SLG: 0.217										3	0	0	0	0	0	0									
56 Joe Blanton, R (1.1) OBP: 0.167, SLG: 0.038										3	0	0	0	0	1	0									
16 J.C. Romero, S (8.1)										0	0	0	0	0	0	0									
54 Brad Lidge, R (9.1)										0	0	0	0	0	0	0									
Inning Stats	R: 0 H: 1 E: 0 K: 0 S: 11	H: 1 LOB: 2 BB: 2 P: 24	R: 0 H: 0 E: 0 K: 1 S: 7	H: 0 LOB: 0 BB: 0 P: 9	R: 3 H: 3 E: 1 K: 1 S: 14	H: 3 LOB: 1 BB: 1 P: 23	R: 0 H: 0 E: 0 K: 0 S: 7	H: 0 LOB: 0 BB: 0 P: 10	R: 0 H: 0 E: 0 K: 1 S: 8	H: 0 LOB: 0 BB: 0 P: 13	R: 0 H: 0 E: 0 K: 1 S: 11	H: 0 LOB: 0 BB: 0 P: 16	R: 0 H: 0 E: 0 K: 0 S: 4	H: 0 LOB: 0 BB: 0 P: 6	R: 0 H: 1 E: 0 K: 2 S: 10	H: 1 LOB: 1 BB: 0 P: 14	1B: 2 2B: 3 3B: 0 HR: 0	SF: 0 SAC: 0 DP: 0 HBP: 0	WP: 0 PB: 0 SB: 0 CS: 1	PA: 31					
PITCHER	IP	WLS	BF	H	R	ER	SO	BB	IBB	HBP	BLK	WP	HR	S	P	ERA	WHIP								
57 Zach Duke, L (1.1) ERA: 3.29	8.0	L	31	5	3	3	6	3	0	0	0	0	0	72	115	3.38	1.000								

Pittsburgh Pirates @ Philadelphia Phillies
Citizens Bank Park, Philadelphia, PA

AB 28
R 3
H 5
RBI 2
BB 3
SO 6
LOB 5



WP: 0 PA: 31
PB: 0
SB: 0
CS: 1

Fri Jul 10, 2009, 7:05 PM EDT
Att: 45,246 - Cloudy - 79 F

Batter	1	2	3	4	5	6	7	8	9	AB	R	H	RBI	BB	SO	LOB	TOP					
11 Jimmy Rollins, S OBP: 0.286, SLG: 0.353										5	0	1	0	0	0	3	Philadelphia Phillies @ Florida Marlins Land Shark Stadium, Miami, FL Thu Jul 16 2009, 7:10 PM EDT Att: 15,171 - Partly Cloudy - 87 F					
8 Shane Victorino, S OBP: 0.376, SLG: 0.463										3	0	1	0	1	0	1						
26 Chase Utley, L OBP: 0.429, SLG: 0.572										4	0	1	0	0	1	2						
6 Ryan Howard, L OBP: 0.346, SLG: 0.539										3	2	2	1	1	0	0						
29 Raul Ibanez, L OBP: 0.369, SLG: 0.669										4	2	2	3	0	1	2						
46 Ryan Madson, L										0	0	0	0	0	0	0						
16 J.C. Romero, S										0	0	0	0	0	0	0						
28 Jayson Werth, R OBP: 0.337, SLG: 0.506										4	0	0	0	0	4	2						
7 Pedro Feliz, R OBP: 0.337, SLG: 0.416										4	0	1	0	0	1	0						
Carlos Ruiz, R OBP: 0.333, SLG: 0.371										4	0	1	0	0	1	1						
50 Jamie Moyer, L OBP: 0.290, SLG: 0.087										2	0	1	0	0	1	0						
40 John Mayberry Jr., R OBP: 0.226, SLG: 0.460										1	0	0	0	0	1	1						
Inning Stats	R: 0 E: 0 K: 1 S: 11	H: 1 LOB: 0 BB: 0 P: 13	R: 2 E: 0 K: 1 S: 14	H: 2 LOB: 0 BB: 0 P: 24	R: 0 E: 0 K: 1 S: 6	H: 1 LOB: 1 BB: 1 P: 10	R: 1 E: 0 K: 1 S: 12	H: 1 LOB: 0 BB: 0 P: 18	R: 0 E: 0 K: 0 S: 6	H: 1 LOB: 1 BB: 0 P: 9	R: 1 E: 0 K: 1 S: 8	H: 1 LOB: 0 BB: 0 P: 15	R: 0 E: 0 K: 1 S: 8	H: 1 LOB: 1 BB: 0 P: 13	R: 0 E: 0 K: 2 S: 14	H: 1 LOB: 2 BB: 1 P: 27	R: 0 E: 0 K: 2 S: 10	H: 1 LOB: 1 BB: 0 P: 18	1B: 5 2B: 2 3B: 0 HR: 3	SF: 0 SAC: 1 DP: 0 HBP: 0	WP: 0 PB: 0 SB: 0 CS: 2	PA: 37
PITCHER	IP: 6.0 WLS: L BF: 24	H: 7 R: 4 ER: 4 SO: 5	BB: 1 IBB: 0 HBP: 0 BLK: 0	WP: 0 HR: 3 S: 57 P: 89	ERA: 6.00 WHIP: 1.333	IP: 7.1 WLS: L BF: 31	H: 1 R: 0 ER: 0 SO: 1	BB: 0 IBB: 0 HBP: 0 BLK: 0	WP: 0 HR: 8 S: 13 P: 100	ERA: 0.00 WHIP: 1.000	IP: 8.1 WLS: L BF: 34	H: 1 R: 0 ER: 0 SO: 2	BB: 0 IBB: 0 HBP: 0 BLK: 0	WP: 0 HR: 14 S: 27 P: 100	ERA: 0.00 WHIP: 1.000	IP: 9.1 WLS: L BF: 41	H: 1 R: 0 ER: 0 SO: 2	BB: 0 IBB: 0 HBP: 0 BLK: 0	WP: 0 HR: 10 S: 18 P: 100	ERA: 0.00 WHIP: 1.000		

Batter	1	2	3	4	5	6	7	8	9	AB	R	H	RBI	BB	SO	LOB	BOTTOM					
1 Emilio Bonifacio, S OBP: 0.301, SLG: 0.320										4	0	0	0	0	0	0	Philadelphia Phillies @ Florida Marlins Land Shark Stadium, Miami, FL Thu Jul 16 2009, 7:10 PM EDT Att: 15,171 - Partly Cloudy - 87 F					
27 Jeremy Hermida, L OBP: 0.341, SLG: 0.394										4	0	0	0	0	1	0						
2 Hanley Ramirez, R OBP: 0.408, SLG: 0.562										3	0	0	0	0	1	0						
3 Jorge Cantu, R OBP: 0.332, SLG: 0.453										3	0	1	0	0	0	0						
6 Dan Uggla, R OBP: 0.337, SLG: 0.424										3	0	0	0	0	1	1						
29 Ronny Paulino, R OBP: 0.306, SLG: 0.373										1	0	0	0	1	0	0						
8 Chris Coghlan, L OBP: 0.341, SLG: 0.333										1	0	0	0	0	0	0						
12 Cody Ross, R OBP: 0.334, SLG: 0.494										3	0	0	0	0	2	2						
25 Brett Carroll, R OBP: 0.321, SLG: 0.455										2	0	0	0	0	1	2						
7 Ross Gload, L OBP: 0.348, SLG: 0.416										1	0	0	0	0	0	0						
40 Kiko Calero, R										1	0	0	0	0	0	0						
41 Chris Volstad, R OBP: 0.116, SLG: 0.091										1	0	0	0	0	0	0						
13 Andy Gonzalez, R OBP: 0.230, SLG: 0.060										0	0	0	0	0	0	0						
52 Luis Ayala, R										0	0	0	0	0	0	0						
48 Brendan Donnelly, R										0	0	0	0	0	0	0						
21 John Baker, L OBP: 0.330, SLG: 0.419										1	0	0	0	0	0	0						
Inning Stats	R: 0 E: 0 K: 1 S: 12	H: 0 LOB: 0 BB: 0 P: 13	R: 0 E: 0 K: 0 S: 6	H: 0 LOB: 0 BB: 0 P: 9	R: 0 E: 0 K: 2 S: 12	H: 0 LOB: 0 BB: 0 P: 14	R: 0 E: 0 K: 0 S: 5	H: 0 LOB: 0 BB: 0 P: 8	R: 0 E: 0 K: 1 S: 12	H: 1 LOB: 2 BB: 1 P: 22	R: 0 E: 0 K: 0 S: 13	H: 0 LOB: 0 BB: 0 P: 19	R: 0 E: 0 K: 0 S: 7	H: 0 LOB: 0 BB: 0 P: 9	R: 0 E: 0 K: 0 S: 7	H: 0 LOB: 0 BB: 0 P: 12	R: 0 E: 0 K: 1 S: 7	H: 0 LOB: 0 BB: 0 P: 11	1B: 1 2B: 0 3B: 0 HR: 0	SF: 0 SAC: 0 DP: 0 HBP: 0	WP: 0 PB: 0 SB: 0 CS: 0	PA: 29
PITCHER	IP: 7.0 WLS: W BF: 23	H: 0 R: 0 ER: 0 SO: 4	BB: 1 IBB: 0 HBP: 0 BLK: 0	WP: 0 HR: 0 S: 67 P: 94	ERA: 0.00 WHIP: 0.286	IP: 8.1 WLS: L BF: 31	H: 0 R: 0 ER: 0 SO: 1	BB: 0 IBB: 0 HBP: 0 BLK: 0	WP: 0 HR: 7 S: 12 P: 100	ERA: 0.00 WHIP: 0.000	IP: 9.1 WLS: L BF: 41	H: 0 R: 0 ER: 0 SO: 1	BB: 0 IBB: 0 HBP: 0 BLK: 0	WP: 0 HR: 7 S: 11 P: 100	ERA: 0.00 WHIP: 0.000	IP: 10.0 WLS: L BF: 51	H: 0 R: 0 ER: 0 SO: 2	BB: 0 IBB: 0 HBP: 0 BLK: 0	WP: 0 HR: 1 S: 18 P: 100	ERA: 0.00 WHIP: 0.000		

Batter	1	2	3	4	5	6	7	8	9	10	11	12	AB	R	H	RBI	BB	SO	LOB	TOP																			
11 Jimmy Rollins, S OBP: 0.286, SLG: 0.356													6	2	2	0	0	0	5																				
8 Shane Victorino, S OBP: 0.372, SLG: 0.457													5	0	0	0	0	2	3																				
26 Chase Utley, L OBP: 0.427, SLG: 0.577													6	2	2	3	0	2	0																				
6 Ryan Howard, L OBP: 0.345, SLG: 0.535													6	1	2	0	0	1	1																				
29 Ryan Howard, L OBP: 0.345, SLG: 0.535													3	0	0	0	0	0	0																				
28 Jayson Werth, R OBP: 0.367, SLG: 0.503													6	0	2	2	0	2	3																				
7 Pedro Feliz, R OBP: 0.337, SLG: 0.415													5	0	1	1	1	0	2																				
Carlos Ruiz, R OBP: 0.336, SLG: 0.364													3	0	0	0	1	0	1																				
55 Clay Condrey, R OBP: 0.336, SLG: 0.364													0	0	0	0	0	0	0																				
54 Brad Lidge, R OBP: 0.336, SLG: 0.364													0	0	0	0	0	0	0																				
35 Cole Hamels, L OBP: 0.179, SLG: 0.222													2	0	0	0	0	1	3																				
40 John Mayberry Jr., R OBP: 0.222, SLG: 0.451													1	0	0	0	0	1	0																				
19 Greg Dobbs, L OBP: 0.314, SLG: 0.464													2	0	1	0	0	0	0																				
Inning Stats	R: 2 E: 0 K: 10	H: 2 LOB: 0 BB: 19	R: 0 E: 0 K: 7	H: 0 LOB: 0 BB: 12	R: 0 E: 0 K: 5	H: 0 LOB: 0 BB: 5	R: 0 E: 0 K: 3	H: 0 LOB: 0 BB: 15	R: 0 E: 0 K: 6	H: 1 LOB: 1 BB: 13	R: 0 E: 0 K: 1	H: 0 LOB: 0 BB: 11	R: 0 E: 0 K: 12	H: 1 LOB: 1 BB: 19	R: 0 E: 0 K: 8	H: 0 LOB: 0 BB: 11	R: 0 E: 0 K: 12	H: 3 LOB: 2 BB: 25	1B: 9 2B: 2 3B: 0 HR: 1	SF: 0 SAC: 1 DP: 1 HBP: 2	WP: 0 PB: 0 SB: 1 CS: 0	PA: 52																	
PITCHER	IP: 6.0 WLS: 7 BF: 26 H: 4 R: 4 ER: 4 SO: 5 BB: 1 IBB: 0 HBP: 0 BLK: 0 WP: 0 HR: 1 S: 54 P: 93 ERA: 6.00 WHIP: 1.333																				PITCHER	IP: 2.0 WLS: 10 BF: 10 H: 3 R: 2 ER: 2 SO: 0 BB: 0 IBB: 1 HBP: 0 BLK: 0 WP: 0 HR: 0 S: 20 P: 36 ERA: 9.00 WHIP: 1.500																	
47 Ricky Nolasco, R ERA: 5.77																				35 Burke Badenhop, R (11, 1) ERA: 3.67																			
37 Renyel Pinto, L ERA: 2.73																				40 Kiko Calero, R ERA: 1.97																			
53 Dan Meyer, L ERA: 1.75																				46 Juan Carlos Oviedo, R ERA: 3.6																			

Philadelphia Phillies @ Florida Marlins
Land Shark Stadium, Miami, FL
Fri Jul 17 2009, 7:10 PM EDT
Att. 22,891 - Clear - 90 F


AB 46
R 6
H 12
RBI 6
BB 3
SO 10
LOB 19



Batter	1	2	3	4	5	6	7	8	9	10	11	12	AB	R	H	RBI	BB	SO	LOB	BOTTOM																			
8 Chris Coghlan, L OBP: 0.345, SLG: 0.350													5	1	2	1	1	2	4																				
1 Emilio Bonifacio, S OBP: 0.299, SLG: 0.318														6	0	1	0	0	3																				
2 Hanley Ramirez, R OBP: 0.409, SLG: 0.559														5	1	2	0	1	2																				
3 Jorge Cantu, R OBP: 0.330, SLG: 0.448														6	0	1	0	0	5																				
12 Cody Ross, R OBP: 0.331, SLG: 0.487														6	0	1	0	0	1																				
29 Ronny Paulino, R OBP: 0.320, SLG: 0.388														5	3	3	1	1	0	3																			
25 Brett Carroll, R OBP: 0.314, SLG: 0.443														2	0	0	0	0	2																				
27 Jeremy Hermida, L (7, PH) OBP: 0.343, SLG: 0.391														2	0	0	0	2	1																				
13 Andy Dirks, R ERA: 4.72														1	0	0	0	0	1																				
47 Ricky Nolasco, R OBP: 0.217, SLG: 0.182														2	0	0	0	0	2																				
37 Renyel Pinto, L ERA: 2.93														0	0	0	0	0	0																				
6 Dan Uggla, R (7, PH) OBP: 0.339, SLG: 0.422														2	0	0	0	2	0																				
Inning Stats	R: 1 E: 0 K: 16	H: 2 LOB: 0 BB: 21	R: 0 E: 0 K: 10	H: 1 LOB: 1 BB: 11	R: 0 E: 0 K: 9	H: 0 LOB: 1 BB: 16	R: 0 E: 0 K: 8	H: 0 LOB: 0 BB: 10	R: 0 E: 0 K: 6	H: 3 LOB: 3 BB: 12	R: 2 E: 0 K: 17	H: 3 LOB: 3 BB: 11	R: 0 E: 0 K: 12	H: 1 LOB: 1 BB: 25	R: 0 E: 0 K: 9	H: 0 LOB: 0 BB: 9	R: 0 E: 0 K: 12	H: 1 LOB: 2 BB: 28	1B: 10 2B: 1 3B: 0 HR: 1	SF: 0 SAC: 1 DP: 1 HBP: 0	WP: 1 PB: 0 SB: 0 CS: 0	PA: 54																	
PITCHER	IP: 5.0 WLS: 2 BF: 20 H: 4 R: 1 ER: 1 SO: 5 BB: 1 IBB: 0 HBP: 0 BLK: 0 WP: 0 HR: 1 S: 19 P: 68 ERA: 1.80 WHIP: 1.000																				PITCHER	IP: 10.1 WLS: 4 BF: 40 H: 0 R: 0 ER: 0 SO: 2 BB: 1 IBB: 0 HBP: 0 BLK: 0 WP: 0 HR: 0 S: 19 P: 68 ERA: 2.04 WHIP: 1.000																	
61 Chan Ho Park, R ERA: 5.46																				47 Scott Eyre, L (10, 1) ERA: 2.04																			
46 Ryan Madson, R ERA: 5.46																				55 Clay Condrey, R (11, 1) ERA: 3.6																			
16 J.C. Romero, L ERA: 2.93																				54 Brad Lidge, R (12, 1) ERA: 7.09																			
37 Chad Durbin, R ERA: 4.34																																							

Philadelphia Phillies @ Florida Marlins
Land Shark Stadium, Miami, FL
Fri Jul 17 2009, 7:10 PM EDT
Att. 22,891 - Clear - 90 F

AB 46
R 5
H 12
RBI 4
BB 7
SO 12
LOB 28




Batter	1	2	3	4	5	6	7	8	9	AB	R	H	RBI	BB	SO	LOB	TOP								
18 Tony Gwynn Jr., L (1, 8) OBP: 0.395, SLG: 0.376	G5-3		F8		G3			1B		4	1	1	0	0	0	0	San Diego Padres @ Philadelphia Phillies Citizens Bank Park, Philadelphia, PA Thu Jul 23 2009, 7:05 PM EDT Att: 45,242 - Cloudy - 70 F								
1 Everth Cabrera, S (1, 6) OBP: 0.312, SLG: 0.312	K2-3			K			BB	1B		3	0	1	1	1	2	0									
23 Adrián González, L (1, 3) OBP: 0.391, SLG: 0.517	K			BB			K	BB		2	1	0	0	2	2	1									
5 Kevin Kouzmanoff, R (1, 5) OBP: 0.277, SLG: 0.402	G1-3			L7			G6-4-3	FC5-4-5		4	0	0	0	0	0	4									
7 Chase Headley, S (1, 7) OBP: 0.313, SLG: 0.377	K			HR			F8	F7		4	1	1	1	0	1	0									
8 Kyle Blanks, R (1, 9) OBP: 0.324, SLG: 0.367	FC4-6			HR			K	K2-3		4	1	2	2	0	2	0									
14 Oscar Salazar, R (1, 4) OBP: 0.421, SLG: 0.583	FC4-6			F8			K	G3		3	0	1	0	0	0	1									
54 Joe Thatcher, L (7, 1) OBP: 0.353, SLG: 0.464	FC4-6			F8			2B	G3		0	0	0	0	0	0	0									
11 Drew Macias, L (9, PH) OBP: 0.353, SLG: 0.464	FC4-6			F8			2B	G3		1	0	0	0	0	0	0									
30 Eliezer Alfonzo, R (1, 2) OBP: 0.220, SLG: 0.278	L7			L7			F7	G5-3		3	0	0	0	0	0	1									
29 Kevin Correia, R (1, 1) OBP: 0.214, SLG: 0.222	G5-3			G5-3			G6-3	P6		1	0	0	0	0	0	0									
56 Mike Ekstrom, R (4, 1) OBP: 1.000, SLG: 1.000										1	0	0	0	0	0	0									
45 Edward Mujica, R (7, 1) OBP: 0.316, SLG: 0.257										0	0	0	0	0	0	0									
15 Luis Antonio Rodríguez, S (4) OBP: 0.316, SLG: 0.257										1	0	0	0	0	0	0									
Inning Stats	R: 0 E: 0 K: 2 S: 11	H: 0 LOB: 0 BB: 0 P: 17	R: 0 E: 0 K: 1 S: 10	H: 1 LOB: 1 BB: 0 P: 16	R: 0 E: 0 K: 0 S: 6	H: 0 LOB: 0 BB: 0 P: 8	R: 3 E: 0 K: 1 S: 17	H: 2 LOB: 0 BB: 1 P: 33	R: 0 E: 0 K: 0 S: 7	H: 0 LOB: 0 BB: 0 P: 12	R: 0 E: 0 K: 1 S: 7	H: 0 LOB: 0 BB: 1 P: 13	R: 0 E: 0 K: 1 S: 11	H: 1 LOB: 1 BB: 0 P: 15	R: 1 E: 0 K: 0 S: 10	H: 2 LOB: 1 BB: 1 P: 17	R: 0 E: 0 K: 1 S: 8	H: 0 LOB: 0 BB: 0 P: 12	1B: 2 2B: 3 3B: 0 HR: 1	SF: 0 SAC: 0 DP: 2 HBP: 0	WP: 0 PB: 0 SB: 1 CS: 0	PA: 34			
PITCHER	IP WLS BF H R ER SO BB IBB HBP BLK WP HR S P ERA WHIP	IP WLS BF H R ER SO BB IBB HBP BLK WP HR S P ERA WHIP	IP WLS BF H R ER SO BB IBB HBP BLK WP HR S P ERA WHIP	IP WLS BF H R ER SO BB IBB HBP BLK WP HR S P ERA WHIP	IP WLS BF H R ER SO BB IBB HBP BLK WP HR S P ERA WHIP	IP WLS BF H R ER SO BB IBB HBP BLK WP HR S P ERA WHIP	IP WLS BF H R ER SO BB IBB HBP BLK WP HR S P ERA WHIP	IP WLS BF H R ER SO BB IBB HBP BLK WP HR S P ERA WHIP	IP WLS BF H R ER SO BB IBB HBP BLK WP HR S P ERA WHIP	IP WLS BF H R ER SO BB IBB HBP BLK WP HR S P ERA WHIP	IP WLS BF H R ER SO BB IBB HBP BLK WP HR S P ERA WHIP	IP WLS BF H R ER SO BB IBB HBP BLK WP HR S P ERA WHIP	IP WLS BF H R ER SO BB IBB HBP BLK WP HR S P ERA WHIP	IP WLS BF H R ER SO BB IBB HBP BLK WP HR S P ERA WHIP	IP WLS BF H R ER SO BB IBB HBP BLK WP HR S P ERA WHIP	IP WLS BF H R ER SO BB IBB HBP BLK WP HR S P ERA WHIP	IP WLS BF H R ER SO BB IBB HBP BLK WP HR S P ERA WHIP	IP WLS BF H R ER SO BB IBB HBP BLK WP HR S P ERA WHIP	IP WLS BF H R ER SO BB IBB HBP BLK WP HR S P ERA WHIP	IP WLS BF H R ER SO BB IBB HBP BLK WP HR S P ERA WHIP	IP WLS BF H R ER SO BB IBB HBP BLK WP HR S P ERA WHIP	IP WLS BF H R ER SO BB IBB HBP BLK WP HR S P ERA WHIP	IP WLS BF H R ER SO BB IBB HBP BLK WP HR S P ERA WHIP	IP WLS BF H R ER SO BB IBB HBP BLK WP HR S P ERA WHIP	IP WLS BF H R ER SO BB IBB HBP BLK WP HR S P ERA WHIP

AB	31
R	4
H	6
RBI	4
BB	3
SO	7
LOB	7



Batter	1	2	3	4	5	6	7	8	9	AB	R	H	RBI	BB	SO	LOB	BOTTOM								
11 Jimmy Rollins, S (1, 6) OBP: 0.293, SLG: 0.374	P3			BB				1B		4	2	2	1	1	1	0	San Diego Padres @ Philadelphia Phillies Citizens Bank Park, Philadelphia, PA Thu Jul 23 2009, 7:05 PM EDT Att: 45,242 - Cloudy - 70 F								
8 Shane Victorino, S (1, 8) OBP: 0.378, SLG: 0.455	BB			G3			G4-3	FC4-6		4	0	2	0	0	0	1									
26 Chase Utley, L (1, 4) OBP: 0.419, SLG: 0.552	BB			G3			G4-3	FC4-6		3	1	1	1	2	0	2									
6 Ryan Howard, L (1, 3) OBP: 0.347, SLG: 0.528	F8			BB			F8	FC4-6		4	1	1	1	1	2	6									
29 Raul Ibanez, L (1, 7) OBP: 0.369, SLG: 0.657	K			L9			FC3	K		5	1	1	2	0	2	3									
28 Jayson Werth, R (1, 9) OBP: 0.381, SLG: 0.515	BB			BB			K	K		5	2	3	1	0	2	2									
7 Pedro Feliz, R (1, 5) OBP: 0.341, SLG: 0.410	FC5-4			E4			G5-3	G6-3		5	0	3	1	0	0	2									
Carlos Ruiz, R (1, 2) OBP: 0.329, SLG: 0.388	FC5-4			G5-3			G6-4-3	HR		4	1	1	1	0	0	4									
35 Cole Hamels, L (1, 1) OBP: 0.161, SLG: 0.200	FC2-6			G1-3			K	F7		3	1	0	0	0	1	2									
12 Matt Stairs, L (7, PH) OBP: 0.420, SLG: 0.484	FC2-6			G1-3			K	F7		1	0	0	0	0	0	0									
48 Drew Carpenter, R (8, 1) OBP: 0.313, SLG: 0.385	FC2-6			G1-3			K	F7		0	0	0	0	0	0	0									
Inning Stats	R: 0 E: 0 K: 1 S: 7	H: 1 LOB: 2 BB: 1 P: 13	R: 3 E: 0 K: 1 S: 16	H: 4 LOB: 0 BB: 0 P: 24	R: 1 E: 1 K: 0 S: 12	H: 2 LOB: 1 BB: 0 P: 18	R: 4 E: 0 K: 0 S: 16	H: 4 LOB: 1 BB: 2 P: 29	R: 0 E: 0 K: 2 S: 10	H: 0 LOB: 0 BB: 0 P: 16	R: 0 E: 0 K: 1 S: 13	H: 0 LOB: 2 BB: 1 P: 22	R: 1 E: 0 K: 1 S: 14	H: 3 LOB: 0 BB: 0 P: 20	R: 0 E: 0 K: 2 S: 12	H: 0 LOB: 0 BB: 0 P: 15	1B: 9 2B: 4 3B: 0 HR: 1	SF: 0 SAC: 0 DP: 1 HBP: 1	WP: 1 PB: 0 SB: 1 CS: 0	PA: 43					
PITCHER	IP WLS BF H R ER SO BB IBB HBP BLK WP HR S P ERA WHIP	IP WLS BF H R ER SO BB IBB HBP BLK WP HR S P ERA WHIP	IP WLS BF H R ER SO BB IBB HBP BLK WP HR S P ERA WHIP	IP WLS BF H R ER SO BB IBB HBP BLK WP HR S P ERA WHIP	IP WLS BF H R ER SO BB IBB HBP BLK WP HR S P ERA WHIP	IP WLS BF H R ER SO BB IBB HBP BLK WP HR S P ERA WHIP	IP WLS BF H R ER SO BB IBB HBP BLK WP HR S P ERA WHIP	IP WLS BF H R ER SO BB IBB HBP BLK WP HR S P ERA WHIP	IP WLS BF H R ER SO BB IBB HBP BLK WP HR S P ERA WHIP	IP WLS BF H R ER SO BB IBB HBP BLK WP HR S P ERA WHIP	IP WLS BF H R ER SO BB IBB HBP BLK WP HR S P ERA WHIP	IP WLS BF H R ER SO BB IBB HBP BLK WP HR S P ERA WHIP	IP WLS BF H R ER SO BB IBB HBP BLK WP HR S P ERA WHIP	IP WLS BF H R ER SO BB IBB HBP BLK WP HR S P ERA WHIP	IP WLS BF H R ER SO BB IBB HBP BLK WP HR S P ERA WHIP	IP WLS BF H R ER SO BB IBB HBP BLK WP HR S P ERA WHIP	IP WLS BF H R ER SO BB IBB HBP BLK WP HR S P ERA WHIP	IP WLS BF H R ER SO BB IBB HBP BLK WP HR S P ERA WHIP	IP WLS BF H R ER SO BB IBB HBP BLK WP HR S P ERA WHIP	IP WLS BF H R ER SO BB IBB HBP BLK WP HR S P ERA WHIP	IP WLS BF H R ER SO BB IBB HBP BLK WP HR S P ERA WHIP	IP WLS BF H R ER SO BB IBB HBP BLK WP HR S P ERA WHIP	IP WLS BF H R ER SO BB IBB HBP BLK WP HR S P ERA WHIP	IP WLS BF H R ER SO BB IBB HBP BLK WP HR S P ERA WHIP	IP WLS BF H R ER SO BB IBB HBP BLK WP HR S P ERA WHIP



Batter	1	2	3	4	5	6	7	8	9	AB	R	H	RBI	BB	SO	LOB	TOP					
55 Skip Schumaker, L (1,4) OBP: 0.362, SLG: 0.406										4	0	1	0	0	1	1	St. Louis Cardinals @ Philadelphia Phillies Citizens Bank Park, Philadelphia, PA Sun Jul 26 2009, 1:35 PM EDT Att: 45,271 - Partly Cloudy - 85 F					
12 Julio Lugo, R (1,6) OBP: 0.375, SLG: 0.463										4	1	2	0	0	1	1						
5 Albert Pujols, R (1,3) OBP: 0.445, SLG: 0.693										4	0	1	0	0	1	2						
15 Matt Holliday, R (1,7) OBP: 0.386, SLG: 0.471										2	0	1	1	1	1	1						
47 Ryan Ludwick, R (1,9) OBP: 0.339, SLG: 0.500										4	0	0	0	0	0	3						
24 Rick Ankiel, L (1,8) OBP: 0.290, SLG: 0.404										4	0	1	0	0	0	0						
7 Mark DeRosa, R (1,5) OBP: 0.337, SLG: 0.470										4	1	2	1	0	2	1						
21 Jason LaRue, R (1,2) OBP: 0.290, SLG: 0.313										3	0	0	0	0	0	1						
22 Joe Thurston, L (9,PH) OBP: 0.327, SLG: 0.342										1	0	0	0	0	0	1						
37 Todd Wellemeyer, R (1,1) OBP: 0.108, SLG: 0.108										2	0	0	0	0	0	1						
36 Dennys Reyes, R (6,1) OBP: 0.339, SLG: 0.441										0	0	0	0	0	0	0						
28 Colby Rasmus, L (7,PH) OBP: 0.315, SLG: 0.453										1	0	0	0	0	1	1						
53 Blake Hawksworth, R (7,1) OBP: 0.327, SLG: 0.342										0	0	0	0	0	0	0						
Inning Stats	R: 1 E: 0 K: 1 S: 12	H: 2 LOB: 1 BB: 0 P: 18	R: 0 E: 0 K: 1 S: 8	H: 0 LOB: 0 BB: 0 P: 12	R: 0 E: 0 K: 0 S: 6	H: 0 LOB: 0 BB: 0 P: 9	R: 0 E: 0 K: 0 S: 5	H: 0 LOB: 0 BB: 0 P: 9	R: 1 E: 1 K: 0 S: 11	H: 1 LOB: 1 BB: 0 P: 15	R: 0 E: 0 K: 0 S: 13	H: 2 LOB: 1 BB: 0 P: 17	R: 0 E: 0 K: 1 S: 9	H: 1 LOB: 1 BB: 0 P: 12	R: 0 E: 0 K: 3 S: 13	H: 1 LOB: 1 BB: 0 P: 16	R: 0 E: 0 K: 1 S: 14	H: 1 LOB: 1 BB: 0 P: 21	1B: 4 2B: 3 3B: 0 HR: 1	SF: 1 SAC: 0 DP: 2 HBP: 0	WP: 1 PB: 0 SB: 0 CS: 0	PA: 35
PITCHER	IP WLS BF H R ER SO BB IBB HBP BLK WP HR S P ERA WHIP																					
56 Joe Blanton, R (1,1) ERA: 4.11	8.0 W 31 7 2 2 6 1 0 0 0 0 1 1 77 108 2.25 1.000																					
54 Brad Lidge, R (9,1) ERA: 7.0	1.0 4 1 0 0 1 0 0 0 0 0 0 0 14 21 0.00 1.000																					

Batter	1	2	3	4	5	6	7	8	9	AB	R	H	RBI	BB	SO	LOB	BOTTOM			
11 Jimmy Rollins, S (1,6) OBP: 0.290, SLG: 0.385										5	1	1	2	0	0	2	St. Louis Cardinals @ Philadelphia Phillies Citizens Bank Park, Philadelphia, PA Sun Jul 26 2009, 1:35 PM EDT Att: 45,271 - Partly Cloudy - 85 F			
8 Shane Victorino, S (1,8) OBP: 0.388, SLG: 0.471										4	2	2	0	1	0	0				
26 Chase Utley, L (1,4) OBP: 0.420, SLG: 0.557										4	2	3	2	0	1	1				
6 Ryan Howard, L (1,3) OBP: 0.351, SLG: 0.541										3	2	3	3	0	0	0				
29 Raul Ibanez, L (1,7) OBP: 0.365, SLG: 0.651										4	1	1	2	0	1	2				
40 John Mayberry Jr., R (8,7) OBP: 0.232, SLG: 0.453										0	0	0	0	0	0	0				
12 Matt Stairs, L (1,9) OBP: 0.402, SLG: 0.449										3	0	0	0	0	0	0				
28 Jayson Werth, R (7,9) OBP: 0.384, SLG: 0.510										1	0	0	0	0	1	0				
7 Pedro Feliz, R (1,5) OBP: 0.345, SLG: 0.410										4	1	2	0	0	0	0				
23 Paul Bako, L (1,2) OBP: 0.268, SLG: 0.263										4	0	1	0	0	2	2				
56 Joe Blanton, R (1,1) OBP: 0.147, SLG: 0.033										2	0	0	0	0	1	3				
19 Greg Dobbs, L (8,PH) OBP: 0.315, SLG: 0.449										1	0	0	0	0	0	0				
54 Brad Lidge, R (9,1) ERA: 9.86										0	0	0	0	0	0	0				
Inning Stats	R: 1 E: 0 K: 1 S: 11	H: 2 LOB: 1 BB: 0 P: 17	R: 0 E: 0 K: 2 S: 12	H: 1 LOB: 1 BB: 0 P: 17	R: 2 E: 0 K: 0 S: 12	H: 3 LOB: 0 BB: 0 P: 16	R: 0 E: 0 K: 0 S: 6	H: 2 LOB: 2 BB: 0 P: 10	R: 2 E: 0 K: 0 S: 13	H: 2 LOB: 0 BB: 0 P: 21	R: 2 E: 1 K: 1 S: 13	H: 1 LOB: 1 BB: 1 P: 20	R: 2 E: 0 K: 2 S: 12	H: 2 LOB: 0 BB: 0 P: 20	R: 0 E: 0 K: 0 S: 4	H: 0 LOB: 0 BB: 0 P: 6	1B: 8 2B: 1 3B: 0 HR: 4	SF: 1 SAC: 1 DP: 1 HBP: 0	WP: 0 PB: 0 SB: 0 CS: 0	PA: 38
PITCHER	IP WLS BF H R ER SO BB IBB HBP BLK WP HR S P ERA WHIP																			
37 Todd Wellemeyer, R (1,1) ERA: 5.79	5.2 L 29 11 7 5 3 1 0 0 0 0 0 0 3 64 98 7.94 2.118																			
36 Dennys Reyes, L (6,1) ERA: 3.86	0.1 1 0 0 0 1 0 0 0 0 0 0 0 3 3 0.00 0.000																			
53 Blake Hawksworth, R (7,1) ERA: 9.86	2.0 8 2 2 2 2 0 0 0 0 0 0 1 16 26 9.00 1.000																			

AB 33
R 2
H 8
RBI 2
BB 1
SO 7
LOB 13



AB 35
R 9
H 13
RBI 9
BB 1
SO 6
LOB 10



Batter	1	2	3	4	5	6	7	8	9	AB	R	H	RBI	BB	SO	LOB	TOP					
11 Jimmy Rollins, S OBP: 0.289, SLG: 0.386	F7		G6-3				F9		P1	5	0	1	1	0	0	0	Philadelphia Phillies @ Arizona Diamondbacks Chase Field, Phoenix, AZ Mon Jul 27 2009, 6:40 PM MST Att: 20,577 - Roof Closed - 79 F					
8 Shane Victorino, S OBP: 0.383, SLG: 0.465	G4-3			P4	P5		K		P6	5	0	0	0	0	1							
26 Chase Utley, L OBP: 0.420, SLG: 0.554	G4-3						L3		K	4	2	1	0	1	1	0						
6 Ryan Howard, L OBP: 0.352, SLG: 0.547	F7						E4		BB	3	2	1	2	1	0	1						
29 Raul Ibanez, L OBP: 0.366, SLG: 0.649	G4-3								BB	4	1	2	1	0	1	0						
40 John Mayberry Jr., R OBP: 0.232, SLG: 0.453										0	0	0	0	0	0	0						
28 Jayson Werth, R OBP: 0.385, SLG: 0.507										2	0	0	0	1	1	2						
7 Pedro Feliz, R OBP: 0.344, SLG: 0.409	G1-3									4	1	1	1	0	1	5						
23 Paul Bako, L OBP: 0.267, SLG: 0.244										3	0	0	1	0	0	2						
50 Jamie Moyer, L OBP: 0.257, SLG: 0.074										3	0	0	0	0	1	2						
61 Chan Ho Park, R OBP: 0.313, SLG: 0.385										0	0	0	0	0	0	0						
4 Eric Bruntlett, R OBP: 0.200, SLG: 0.190										1	0	0	0	0	0	3						
46 Ryan Madson, L										0	0	0	0	0	0	0						
54 Brad Lidge, R										0	0	0	0	0	0	0						
Inning Stats	R: 0 E: 0 K: 0 S: 12	H: 0 LOB: 0 BB: 0 P: 15	R: 0 E: 0 K: 0 S: 9	H: 0 LOB: 1 BB: 1 P: 19	R: 0 E: 0 K: 1 S: 7	H: 0 LOB: 0 BB: 0 P: 9	R: 2 E: 0 K: 1 S: 21	H: 2 LOB: 0 BB: 0 P: 29	R: 1 E: 0 K: 0 S: 7	H: 2 LOB: 1 BB: 0 P: 9	R: 3 E: 1 K: 0 S: 15	H: 1 LOB: 1 BB: 1 P: 25	R: 0 E: 0 K: 1 S: 8	H: 0 LOB: 0 BB: 0 P: 11	R: 0 E: 0 K: 2 S: 14	H: 1 LOB: 3 BB: 1 P: 26	R: 0 E: 0 K: 1 S: 9	H: 0 LOB: 0 BB: 0 P: 11	1B: 4 2B: 1 3B: 0 HR: 1	SF: 0 SAC: 0 DP: 0 HBP: 2	WP: 0 PB: 0 SB: 0 CS: 0	PA: 39
PITCHER	IP WLS BF H R ER SO BB IBB HBP BLK WP HR S P ERA WHIP																					
52 Jon Garland, R ERA: 4.42	6.0 L 27 5 6 3 2 2 0 0 0 0 0 1 71 106 4.50 1.167																					
32 Esmerling Vasquez, R ERA: 4.28	1.0 0 3 0 0 0 1 0 0 0 0 0 0 8 11 0.00 0.000																					
35 Clay Zavada, L ERA: 2.05	1.0 6 1 0 0 2 1 0 0 1 0 0 0 14 26 0.00 2.000																					
47 Leo Rosales, R ERA: 5.48	1.0 3 0 0 0 1 0 0 0 0 0 0 0 9 11 0.00 0.000																					

Batter	1	2	3	4	5	6	7	8	9	AB	R	H	RBI	BB	SO	LOB	BOTTOM	
6 Stephen Drew, L OBP: 0.346, SLG: 0.470	F9	G4-6-3			G3					5	0	1	0	0	1	5	Philadelphia Phillies @ Arizona Diamondbacks Chase Field, Phoenix, AZ Mon Jul 27 2009, 6:40 PM MST Att: 20,577 - Roof Closed - 79 F	
14 Ryan Roberts, R OBP: 0.366, SLG: 0.369					P3				P4	3	0	1	0	2	0	0		
10 Justin Upton, R OBP: 0.369, SLG: 0.538									P4	4	0	1	0	1	1	3		
27 Mark Reynolds, R OBP: 0.367, SLG: 0.561									K	4	1	1	1	1	2	3		
26 Miguel Montero, L OBP: 0.355, SLG: 0.476										4	0	0	0	0	0	4		
24 Chris Young, R OBP: 0.291, SLG: 0.372										4	0	1	0	0	1	2		
18 Gerardo Parra, L OBP: 0.316, SLG: 0.421										4	1	2	0	0	1	0		
29 Josh Whitesell, L OBP: 0.354, SLG: 0.295										3	0	1	0	1	1	0		
52 Jon Garland, R ERA: 4.42										2	0	0	0	0	1	3		
32 Esmerling Vasquez, R ERA: 4.28										0	0	0	0	0	0	0		
11 Augie Ojeda, S OBP: 0.317, SLG: 1.332										1	0	0	0	0	0	0		
35 Clay Zavada, L ERA: 2.05										0	0	0	0	0	0	0		
16 Chad Tracy, L OBP: 0.291, SLG: 0.372										1	0	1	1	0	0	0		
47 Leo Rosales, R ERA: 5.48										0	0	0	0	0	0	0		
Inning Stats	R: 0 E: 0 K: 1 S: 8	H: 3 LOB: 2 BB: 0 P: 21	R: 0 E: 0 K: 1 S: 12	H: 1 LOB: 2 BB: 1 P: 19	R: 0 E: 0 K: 2 S: 8	H: 0 LOB: 0 BB: 0 P: 12	R: 0 E: 0 K: 0 S: 6	H: 0 LOB: 0 BB: 0 P: 10	R: 0 E: 0 K: 0 S: 10	H: 1 LOB: 2 BB: 1 P: 15	R: 2 E: 0 K: 2 S: 15	H: 3 LOB: 2 BB: 1 P: 25	R: 0 E: 0 K: 1 S: 10	H: 0 LOB: 0 BB: 0 P: 14	1B: 7 2B: 1 3B: 0 HR: 1	SF: 0 SAC: 0 DP: 1 HBP: 0	WP: 0 PB: 0 SB: 1 CS: 0	PA: 40
PITCHER	IP WLS BF H R ER SO BB IBB HBP BLK WP HR S P ERA WHIP																	
50 Jamie Moyer, L ERA: 5.32	6.2 W 29 6 0 0 0 4 0 0 0 0 0 0 3 4 0.00 1.500																	
61 Chan Ho Park, R ERA: 4.97	0.1 1 0 0 0 0 0 0 0 0 0 0 0 3 4 0.00 0.000																	
46 Ryan Madson, R ERA: 3.4	1.0 7 3 2 2 2 1 0 0 0 0 0 1 15 25 18.00 4.000																	
54 Brad Lidge, R ERA: 6.81	1.0 3 0 0 0 1 0 0 0 0 0 0 0 10 14 0.00 0.000																	

Batter	1	2	3	4	5	6	7	8	9	AB	R	H	RBI	BB	SO	LOB	TOP								
11 Jimmy Rollins, S OBP: 0.288, SLG: 0.383			G4-3		E6	F7		K		5	1	1	0	0	1	2									
8 Shane Victorino, S OBP: 0.386, SLG: 0.476	K		HR		26 E	26 B		6 S, 26 HBP, FC6-4	G3-1	5	2	3	2	0	1	1									
26 Chase Utley, L OBP: 0.381, SLG: 0.554					FC3			28 FC6-4, 6 S	1B	2	0	1	0	2	0	1									
6 Ryan Howard, L OBP: 0.350, SLG: 0.543	K				F8				1B	5	0	1	0	0	3	7									
29 Raul Ibanez, L OBP: 0.367, SLG: 0.642	F8								1B	3	0	0	0	2	1	4									
40 John Mayberry Jr., R OBP: 0.237, SLG: 0.453					K			28 FC6-4	F7	0	0	0	0	0	0	0									
28 Jayson Werth, R OBP: 0.343, SLG: 0.500	F8				F8	F7		FC6-4	K	5	0	0	1	0	1	7									
7 Pedro Feliz, R OBP: 0.303, SLG: 0.405					G6-3			FC6-4		3	0	0	0	1	0	2									
Carlos Ruiz, R OBP: 0.328, SLG: 0.380	F8					F9		F8		4	0	0	0	0	0	1									
35 Cole Hamels, L OBP: 0.171, SLG: 0.235										4	1	1	0	0	2	1									
54 Brad Lidge, R										0	0	0	0	0	0	0									
Inning Stats	R: 0 H: 1 E: 0 K: 2 S: 14	H: 1 LOB: 2 BB: 1 P: 22	R: 0 H: 0 E: 0 K: 0 S: 12	H: 0 LOB: 0 BB: 0 P: 18	R: 1 H: 1 E: 0 K: 1 S: 20	H: 1 LOB: 1 BB: 1 P: 31	R: 0 H: 0 E: 0 K: 1 S: 9	H: 0 LOB: 0 BB: 0 P: 11	R: 2 H: 2 E: 2 K: 1 S: 19	H: 2 LOB: 3 BB: 1 P: 35	R: 0 H: 0 E: 0 K: 0 S: 5	H: 0 LOB: 1 BB: 1 P: 13	R: 1 H: 1 E: 0 K: 1 S: 14	H: 1 LOB: 2 BB: 1 P: 20	R: 0 H: 0 E: 0 K: 2 S: 8	H: 0 LOB: 0 BB: 0 P: 8	R: 0 H: 2 E: 0 K: 1 S: 19	H: 2 LOB: 2 BB: 0 P: 28	1B: 4 2B: 2 3B: 0 HR: 1	SF: 0 SAC: 0 DP: 0 HBP: 1	WP: 0 PB: 0 SB: 4 CS: 0	PA: 42			
PITCHER	IP WLS BF H R ER SO BB IBB HBP BLK WP HR S P ERA WHIP	IP WLS BF H R ER SO BB IBB HBP BLK WP HR S P ERA WHIP	IP WLS BF H R ER SO BB IBB HBP BLK WP HR S P ERA WHIP	IP WLS BF H R ER SO BB IBB HBP BLK WP HR S P ERA WHIP	IP WLS BF H R ER SO BB IBB HBP BLK WP HR S P ERA WHIP	IP WLS BF H R ER SO BB IBB HBP BLK WP HR S P ERA WHIP	IP WLS BF H R ER SO BB IBB HBP BLK WP HR S P ERA WHIP	IP WLS BF H R ER SO BB IBB HBP BLK WP HR S P ERA WHIP	IP WLS BF H R ER SO BB IBB HBP BLK WP HR S P ERA WHIP	IP WLS BF H R ER SO BB IBB HBP BLK WP HR S P ERA WHIP	IP WLS BF H R ER SO BB IBB HBP BLK WP HR S P ERA WHIP	IP WLS BF H R ER SO BB IBB HBP BLK WP HR S P ERA WHIP	IP WLS BF H R ER SO BB IBB HBP BLK WP HR S P ERA WHIP	IP WLS BF H R ER SO BB IBB HBP BLK WP HR S P ERA WHIP	IP WLS BF H R ER SO BB IBB HBP BLK WP HR S P ERA WHIP	IP WLS BF H R ER SO BB IBB HBP BLK WP HR S P ERA WHIP	IP WLS BF H R ER SO BB IBB HBP BLK WP HR S P ERA WHIP	IP WLS BF H R ER SO BB IBB HBP BLK WP HR S P ERA WHIP	IP WLS BF H R ER SO BB IBB HBP BLK WP HR S P ERA WHIP	IP WLS BF H R ER SO BB IBB HBP BLK WP HR S P ERA WHIP	IP WLS BF H R ER SO BB IBB HBP BLK WP HR S P ERA WHIP	IP WLS BF H R ER SO BB IBB HBP BLK WP HR S P ERA WHIP	IP WLS BF H R ER SO BB IBB HBP BLK WP HR S P ERA WHIP	IP WLS BF H R ER SO BB IBB HBP BLK WP HR S P ERA WHIP	IP WLS BF H R ER SO BB IBB HBP BLK WP HR S P ERA WHIP

Philadelphia Phillies @ Arizona Diamondbacks
Chase Field, Phoenix, AZ
Tue Jul 28 2009, 6:40 PM MST
Att: 25,039 - Roof Closed - 79 F

AB	36
R	4
H	7
RBI	3
BB	5
SO	9
LOB	26



Batter	1	2	3	4	5	6	7	8	9	AB	R	H	RBI	BB	SO	LOB	BOTTOM									
6 Stephen Drew, L OBP: 0.345, SLG: 0.467	K					E3		F7		4	0	1	0	0	1	0										
14 Ryan Roberts, R OBP: 0.393, SLG: 0.389	HR					K		P3		4	1	1	1	0	2	3										
10 Justin Upton, R OBP: 0.370, SLG: 0.536	G4-3									3	1	1	0	1	0	2										
27 Mark Reynolds, R OBP: 0.366, SLG: 0.566	K					F7		K		4	1	1	2	0	2	2										
26 Miguel Montero, L OBP: 0.350, SLG: 0.468						F8		G6-3		4	0	0	0	0	0	2										
24 Chris Young, R OBP: 0.288, SLG: 0.366	K					K				4	0	0	0	0	2	0										
18 Gerardo Parra, L OBP: 0.311, SLG: 0.414						G4-3		G3		4	0	0	0	0	0	0										
18 Chad Tracy, L OBP: 0.286, SLG: 0.398						K		L6		3	0	0	0	0	1	0										
15 Dan Haren, R OBP: 0.262, SLG: 0.413										2	0	1	0	0	0	0										
35 Clay Zavada, L ERA: 1.98										0	0	0	0	0	0	0										
60 Scott Schoeneweis, L ERA: 7.13										0	0	0	0	0	0	0										
58 Juan Gutierrez, R ERA: 4.47										0	0	0	0	0	0	0										
50 Chad Qualls, R ERA: 3.46										0	0	0	0	0	0	0										
Inning Stats	R: 1 H: 1 E: 0 K: 2 S: 9	H: 0 LOB: 0 BB: 0 P: 12	R: 0 H: 0 E: 0 K: 1 S: 10	H: 0 LOB: 0 BB: 0 P: 15	R: 0 H: 2 E: 0 K: 1 S: 12	H: 2 LOB: 0 BB: 0 P: 16	R: 0 H: 0 E: 0 K: 1 S: 9	H: 0 LOB: 0 BB: 0 P: 15	R: 0 H: 0 E: 0 K: 1 S: 8	H: 0 LOB: 0 BB: 0 P: 9	R: 0 H: 1 E: 1 K: 2 S: 18	H: 1 LOB: 2 BB: 0 P: 24	R: 0 H: 0 E: 0 K: 0 S: 6	H: 0 LOB: 0 BB: 0 P: 11	R: 0 H: 0 E: 0 K: 1 S: 7	H: 0 LOB: 0 BB: 0 P: 10	R: 2 H: 1 E: 0 K: 0 S: 8	H: 1 LOB: 0 BB: 1 P: 14	1B: 3 2B: 0 3B: 0 HR: 2	SF: 0 SAC: 0 DP: 0 HBP: 0	WP: 0 PB: 0 SB: 1 CS: 0	PA: 34				
PITCHER	IP WLS BF H R ER SO BB IBB HBP BLK WP HR S P ERA WHIP	IP WLS BF H R ER SO BB IBB HBP BLK WP HR S P ERA WHIP	IP WLS BF H R ER SO BB IBB HBP BLK WP HR S P ERA WHIP	IP WLS BF H R ER SO BB IBB HBP BLK WP HR S P ERA WHIP	IP WLS BF H R ER SO BB IBB HBP BLK WP HR S P ERA WHIP	IP WLS BF H R ER SO BB IBB HBP BLK WP HR S P ERA WHIP	IP WLS BF H R ER SO BB IBB HBP BLK WP HR S P ERA WHIP	IP WLS BF H R ER SO BB IBB HBP BLK WP HR S P ERA WHIP	IP WLS BF H R ER SO BB IBB HBP BLK WP HR S P ERA WHIP	IP WLS BF H R ER SO BB IBB HBP BLK WP HR S P ERA WHIP	IP WLS BF H R ER SO BB IBB HBP BLK WP HR S P ERA WHIP	IP WLS BF H R ER SO BB IBB HBP BLK WP HR S P ERA WHIP	IP WLS BF H R ER SO BB IBB HBP BLK WP HR S P ERA WHIP	IP WLS BF H R ER SO BB IBB HBP BLK WP HR S P ERA WHIP	IP WLS BF H R ER SO BB IBB HBP BLK WP HR S P ERA WHIP	IP WLS BF H R ER SO BB IBB HBP BLK WP HR S P ERA WHIP	IP WLS BF H R ER SO BB IBB HBP BLK WP HR S P ERA WHIP	IP WLS BF H R ER SO BB IBB HBP BLK WP HR S P ERA WHIP	IP WLS BF H R ER SO BB IBB HBP BLK WP HR S P ERA WHIP	IP WLS BF H R ER SO BB IBB HBP BLK WP HR S P ERA WHIP	IP WLS BF H R ER SO BB IBB HBP BLK WP HR S P ERA WHIP	IP WLS BF H R ER SO BB IBB HBP BLK WP HR S P ERA WHIP	IP WLS BF H R ER SO BB IBB HBP BLK WP HR S P ERA WHIP	IP WLS BF H R ER SO BB IBB HBP BLK WP HR S P ERA WHIP	IP WLS BF H R ER SO BB IBB HBP BLK WP HR S P ERA WHIP	IP WLS BF H R ER SO BB IBB HBP BLK WP HR S P ERA WHIP

Philadelphia Phillies @ Arizona Diamondbacks
Chase Field, Phoenix, AZ
Tue Jul 28 2009, 6:40 PM MST
Att: 25,039 - Roof Closed - 79 F

AB	33
R	3
H	5
RBI	3
BB	1
SO	9
LOB	9



Batter	1	2	3	4	5	6	7	8	9	AB	R	H	RBI	BB	SO	LOB	TOP							
11 Jimmy Rollins, S OBP: 0.288, SLG: 0.382										4	0	1	0	0	1	0								
8 Shane Victorino, S OBP: 0.383, SLG: 0.473										3	0	0	0	0	0	1								
4 Eric Bruntlett, R OBP: 0.198, SLG: 0.188										1	0	0	0	0	1	0								
26 Chase Utley, L OBP: 0.423, SLG: 0.550										4	0	1	0	0	2	1								
6 Ryan Howard, L OBP: 0.352, SLG: 0.542										4	0	2	0	0	1	1								
29 Raul Ibanez, L OBP: 0.368, SLG: 0.644										4	0	2	0	0	2	2								
28 Jayson Werth, R OBP: 0.379, SLG: 0.500										4	0	1	0	0	2	3								
19 Greg Dobbs, L OBP: 0.306, SLG: 0.434										4	0	0	0	0	1	4								
Carlos Ruiz, R OBP: 0.330, SLG: 0.376										2	0	0	0	2	0	1								
43 J.A. Happ, L OBP: 0.080, SLG: 0.080										2	0	0	0	0	2	2								
7 Pedro Feliz, R OBP: 0.342, SLG: 0.404										1	0	0	0	0	0	3								
47 Scott Eyre, L OBP: 0.198, SLG: 0.188										0	0	0	0	0	0	0								
52 Tyler Walker, R OBP: 0.398, SLG: 0.443										1	0	0	0	0	0	1								
Inning Stats	R: 0 E: 0 K: 2 S: 12	H: 1 LOB: 1 BB: 0 P: 17	R: 0 E: 0 K: 1 S: 14	H: 1 LOB: 2 BB: 1 P: 22	R: 0 E: 0 K: 2 S: 9	H: 0 LOB: 0 BB: 0 P: 12	R: 0 E: 0 K: 2 S: 12	H: 0 LOB: 0 BB: 0 P: 18	R: 0 E: 0 K: 1 S: 8	H: 0 LOB: 0 BB: 0 P: 10	R: 0 E: 0 K: 0 S: 5	H: 0 LOB: 0 BB: 0 P: 7	R: 0 E: 0 K: 2 S: 15	H: 2 LOB: 3 BB: 1 P: 26	R: 0 E: 0 K: 2 S: 15	H: 2 LOB: 2 BB: 0 P: 21	R: 0 E: 0 K: 0 S: 8	H: 1 LOB: 1 BB: 0 P: 12	1B: 5 2B: 2 3B: 0 HR: 0	SF: 0 SAC: 0 DP: 0 HBP: 0	WP: 0 PB: 0 SB: 1 CS: 0	PA: 36		
PITCHER	IP WLS BF H R ER SO BB IBB HBP BLK WP HR S P ERA WHIP	IP WLS BF H R ER SO BB IBB HBP BLK WP HR S P ERA WHIP	IP WLS BF H R ER SO BB IBB HBP BLK WP HR S P ERA WHIP	IP WLS BF H R ER SO BB IBB HBP BLK WP HR S P ERA WHIP	IP WLS BF H R ER SO BB IBB HBP BLK WP HR S P ERA WHIP	IP WLS BF H R ER SO BB IBB HBP BLK WP HR S P ERA WHIP	IP WLS BF H R ER SO BB IBB HBP BLK WP HR S P ERA WHIP	IP WLS BF H R ER SO BB IBB HBP BLK WP HR S P ERA WHIP	IP WLS BF H R ER SO BB IBB HBP BLK WP HR S P ERA WHIP	IP WLS BF H R ER SO BB IBB HBP BLK WP HR S P ERA WHIP	IP WLS BF H R ER SO BB IBB HBP BLK WP HR S P ERA WHIP	IP WLS BF H R ER SO BB IBB HBP BLK WP HR S P ERA WHIP	IP WLS BF H R ER SO BB IBB HBP BLK WP HR S P ERA WHIP	IP WLS BF H R ER SO BB IBB HBP BLK WP HR S P ERA WHIP	IP WLS BF H R ER SO BB IBB HBP BLK WP HR S P ERA WHIP	IP WLS BF H R ER SO BB IBB HBP BLK WP HR S P ERA WHIP	IP WLS BF H R ER SO BB IBB HBP BLK WP HR S P ERA WHIP	IP WLS BF H R ER SO BB IBB HBP BLK WP HR S P ERA WHIP	IP WLS BF H R ER SO BB IBB HBP BLK WP HR S P ERA WHIP	IP WLS BF H R ER SO BB IBB HBP BLK WP HR S P ERA WHIP	IP WLS BF H R ER SO BB IBB HBP BLK WP HR S P ERA WHIP	IP WLS BF H R ER SO BB IBB HBP BLK WP HR S P ERA WHIP	IP WLS BF H R ER SO BB IBB HBP BLK WP HR S P ERA WHIP	IP WLS BF H R ER SO BB IBB HBP BLK WP HR S P ERA WHIP
6 Stephen Drew, L OBP: 0.344, SLG: 0.464										4	1	1	0	0	0	1								
14 Ryan Roberts, R OBP: 0.356, SLG: 0.380										3	0	0	0	0	0	1								
18 Gerardo Parra, L OBP: 0.314, SLG: 0.420										1	1	1	0	0	0	0								
10 Justin Upton, R OBP: 0.374, SLG: 0.546										4	1	3	3	0	0	0								
27 Mark Reynolds, R OBP: 0.362, SLG: 0.560										4	0	0	0	0	3	2								
24 Chris Young, R OBP: 0.287, SLG: 0.363										3	0	0	0	1	1	1								
19 Chris Snyder, R OBP: 0.345, SLG: 0.396										4	1	1	1	0	1	2								
29 Josh Whitesell, L OBP: 0.364, SLG: 0.500										2	0	1	0	1	1	0								
57 Jon Rauch, R OBP: 0.314, SLG: 0.420										0	0	0	0	0	0	0								
50 Chad Qualls, R OBP: 0.314, SLG: 0.420										0	0	0	0	0	0	0								
11 Augie Ojeda, S OBP: 0.314, SLG: 0.299										2	0	0	0	0	0	1								
48 Yusmeiro Petit, R OBP: 0.285, SLG: 0.395										2	0	0	0	0	1	0								
18 Chad Tracy, L OBP: 0.285, SLG: 0.395										1	0	0	0	0	0	1								
Inning Stats	R: 2 E: 0 K: 1 S: 12	H: 2 LOB: 1 BB: 1 P: 25	R: 0 E: 0 K: 1 S: 9	H: 0 LOB: 0 BB: 0 P: 12	R: 0 E: 0 K: 1 S: 12	H: 0 LOB: 1 BB: 0 P: 18	R: 0 E: 0 K: 1 S: 11	H: 0 LOB: 1 BB: 1 P: 21	R: 0 E: 0 K: 1 S: 7	H: 0 LOB: 0 BB: 0 P: 10	R: 0 E: 0 K: 0 S: 9	H: 0 LOB: 0 BB: 0 P: 14	R: 1 E: 0 K: 0 S: 12	H: 2 LOB: 1 BB: 0 P: 21	R: 1 E: 0 K: 2 S: 14	H: 2 LOB: 1 BB: 0 P: 23	R: 1 E: 0 K: 2 S: 14	H: 2 LOB: 1 BB: 0 P: 23	1B: 4 2B: 1 3B: 0 HR: 2	SF: 0 SAC: 1 DP: 0 HBP: 0	WP: 0 PB: 0 SB: 1 CS: 0	PA: 33		
PITCHER	IP WLS BF H R ER SO BB IBB HBP BLK WP HR S P ERA WHIP	IP WLS BF H R ER SO BB IBB HBP BLK WP HR S P ERA WHIP	IP WLS BF H R ER SO BB IBB HBP BLK WP HR S P ERA WHIP	IP WLS BF H R ER SO BB IBB HBP BLK WP HR S P ERA WHIP	IP WLS BF H R ER SO BB IBB HBP BLK WP HR S P ERA WHIP	IP WLS BF H R ER SO BB IBB HBP BLK WP HR S P ERA WHIP	IP WLS BF H R ER SO BB IBB HBP BLK WP HR S P ERA WHIP	IP WLS BF H R ER SO BB IBB HBP BLK WP HR S P ERA WHIP	IP WLS BF H R ER SO BB IBB HBP BLK WP HR S P ERA WHIP	IP WLS BF H R ER SO BB IBB HBP BLK WP HR S P ERA WHIP	IP WLS BF H R ER SO BB IBB HBP BLK WP HR S P ERA WHIP	IP WLS BF H R ER SO BB IBB HBP BLK WP HR S P ERA WHIP	IP WLS BF H R ER SO BB IBB HBP BLK WP HR S P ERA WHIP	IP WLS BF H R ER SO BB IBB HBP BLK WP HR S P ERA WHIP	IP WLS BF H R ER SO BB IBB HBP BLK WP HR S P ERA WHIP	IP WLS BF H R ER SO BB IBB HBP BLK WP HR S P ERA WHIP	IP WLS BF H R ER SO BB IBB HBP BLK WP HR S P ERA WHIP	IP WLS BF H R ER SO BB IBB HBP BLK WP HR S P ERA WHIP	IP WLS BF H R ER SO BB IBB HBP BLK WP HR S P ERA WHIP	IP WLS BF H R ER SO BB IBB HBP BLK WP HR S P ERA WHIP	IP WLS BF H R ER SO BB IBB HBP BLK WP HR S P ERA WHIP	IP WLS BF H R ER SO BB IBB HBP BLK WP HR S P ERA WHIP	IP WLS BF H R ER SO BB IBB HBP BLK WP HR S P ERA WHIP	IP WLS BF H R ER SO BB IBB HBP BLK WP HR S P ERA WHIP

Philadelphia Phillies @ Arizona Diamondbacks
Chase Field, Phoenix, AZ
Wed Jul 29 2009, 6:40 PM MST
Att: 22,981 - Roof Closed - 79 F

AB 34
R 0
H 7
RBI 0
BB 2
SO 12
LOB 19



Philadelphia Phillies @ Arizona Diamondbacks
Chase Field, Phoenix, AZ
Wed Jul 29 2009, 6:40 PM MST
Att: 22,981 - Roof Closed - 79 F

AB 30
R 4
H 7
RBI 4
SO 7
LOB 9



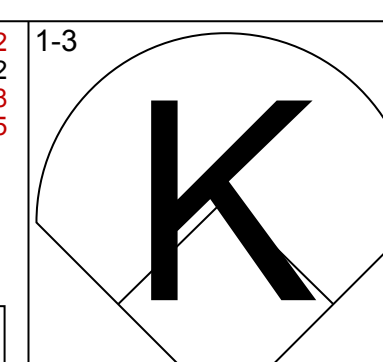
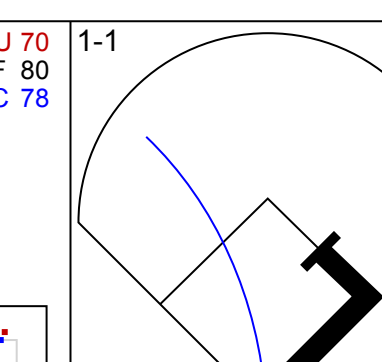
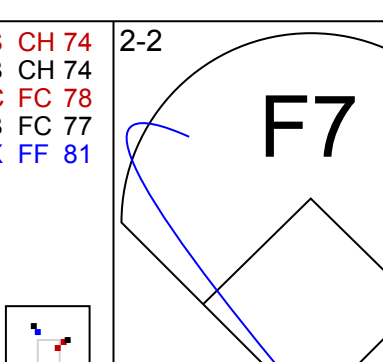
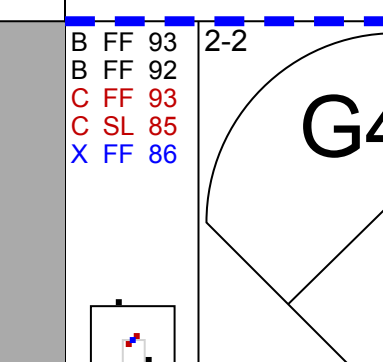
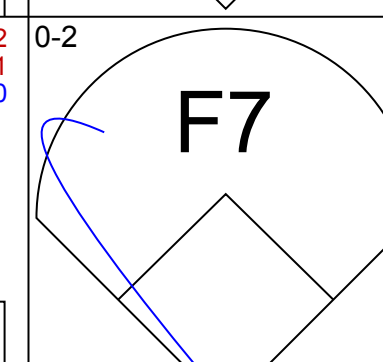
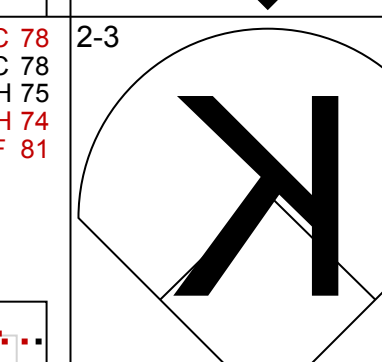
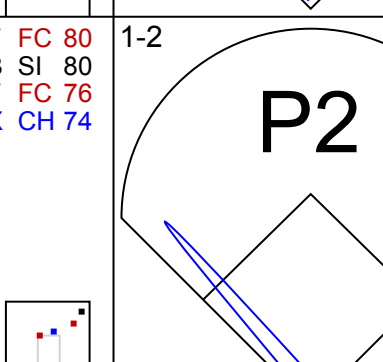
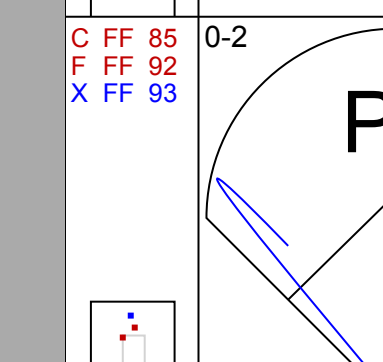
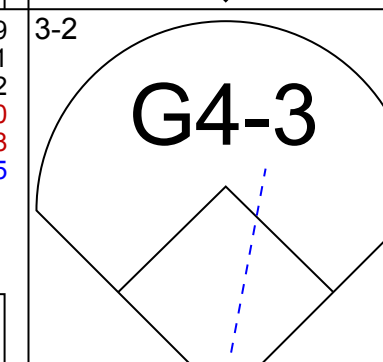
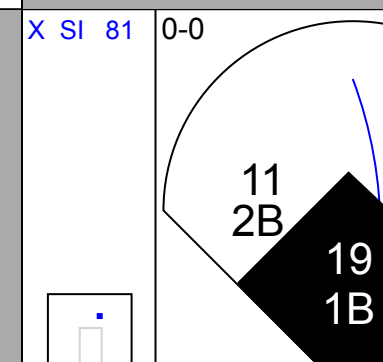
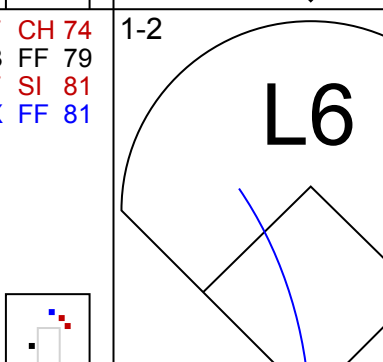
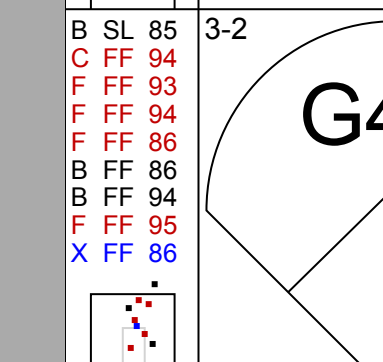
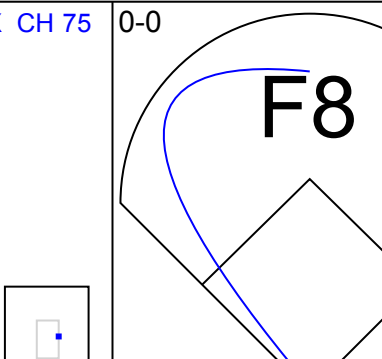
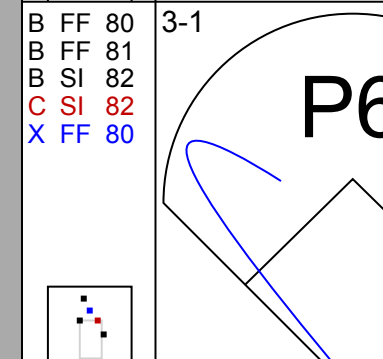
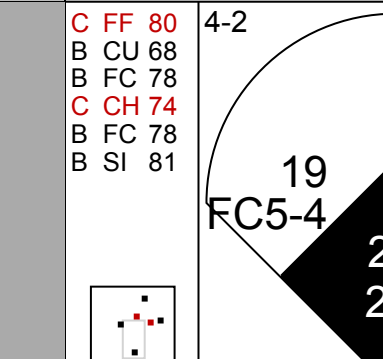
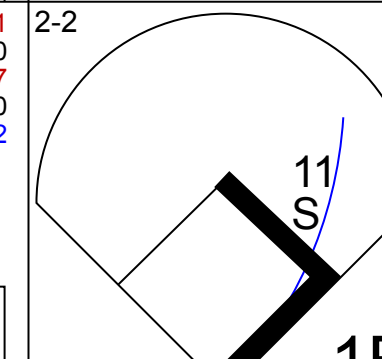
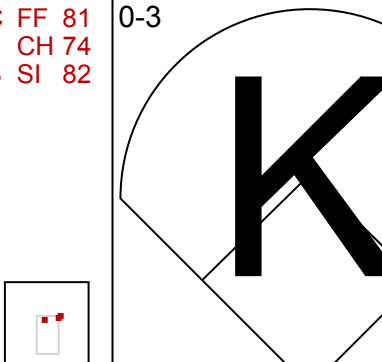
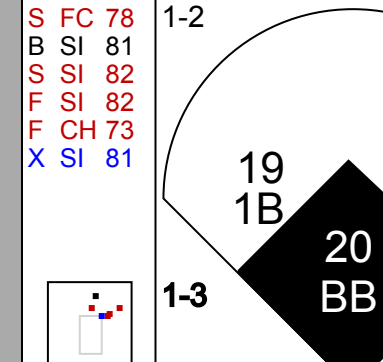
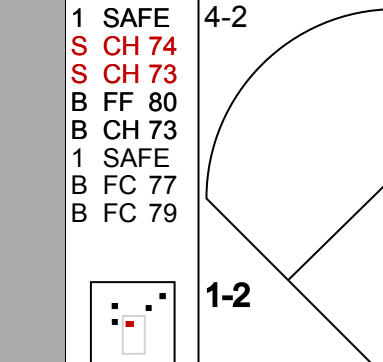
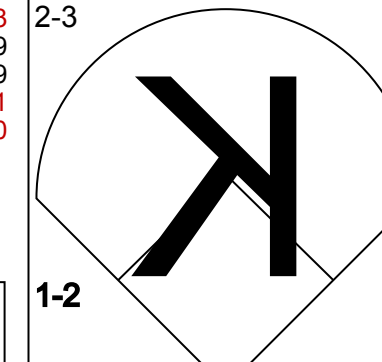
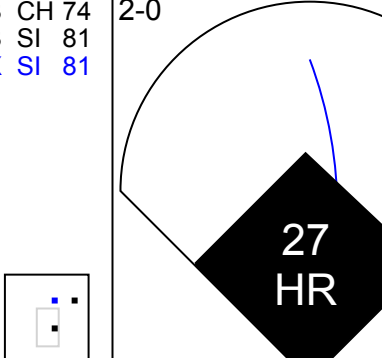
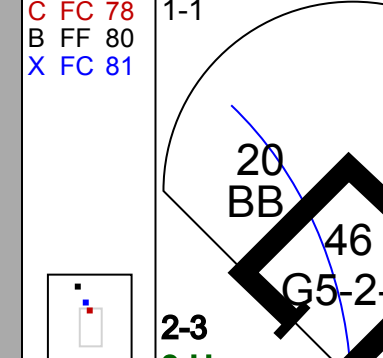
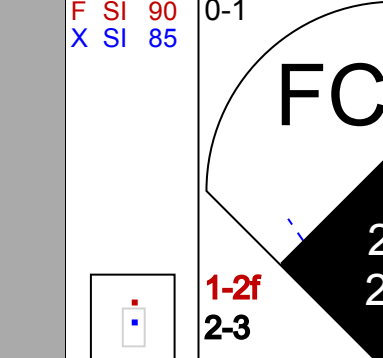
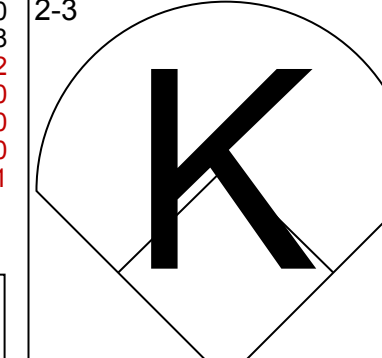
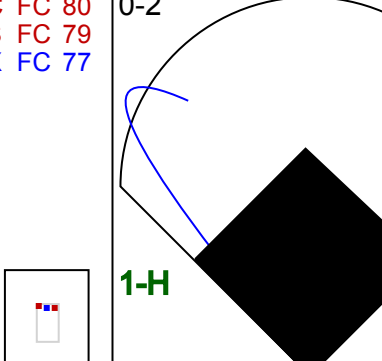
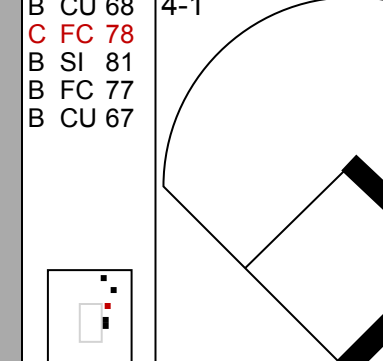
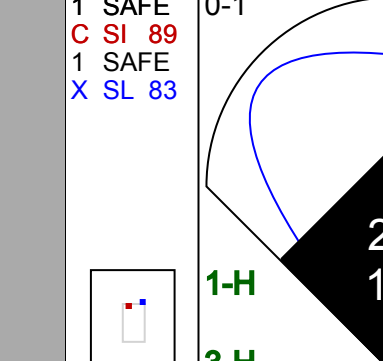

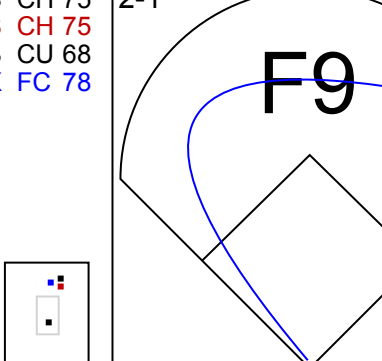
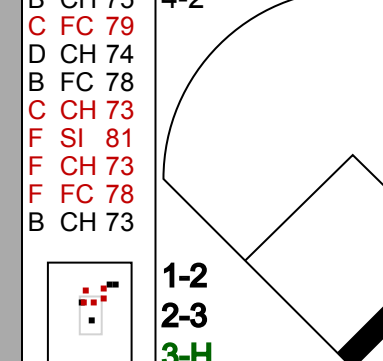
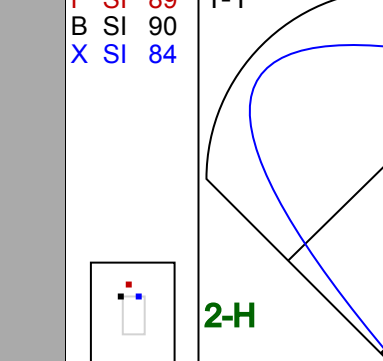


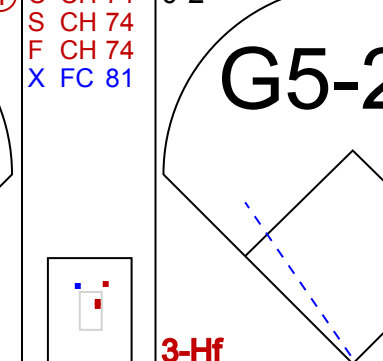
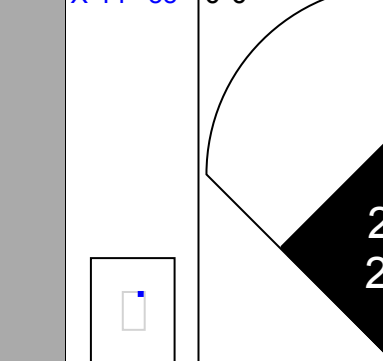

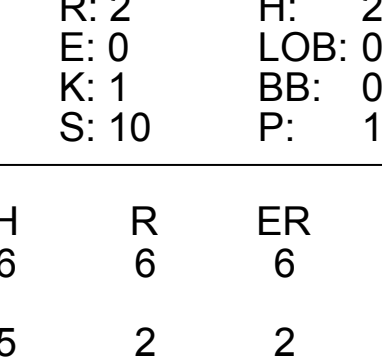
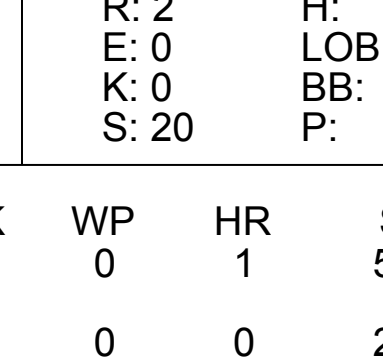
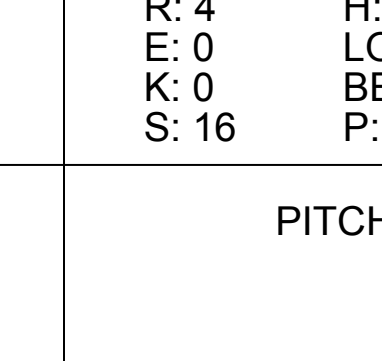
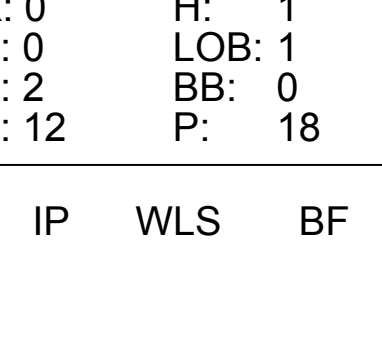
Batter	1	2	3	4	5	6	7	8	9	AB	R	H	RBI	BB	SO	LOB	TOP			
11 Jimmy Rollins, S (1,6) OBP: 0.287, SLG: 0.383										4	0	1	0	0	1	0	Philadelphia Phillies @ San Francisco Giants AT&T Park, San Francisco, CA Thu Jul 30 2009, 7:15 PM PDT Att: 36,603 - Cloudy - 61 F			
26 Chase Utley, L (1,4) OBP: 0.424, SLG: 0.557										3	2	1	1	1	1	1				
28 Jayson Werth, R (1,9) OBP: 0.378, SLG: 0.497										4	0	1	0	0	1	2				
6 Ryan Howard, L (1,3) OBP: 0.351, SLG: 0.542										4	0	1	1	0	1	2				
29 Raul Ibanez, L (1,7) OBP: 0.370, SLG: 0.640										2	0	0	0	2	0	1				
10 Ben Francisco, R (1,8) OBP: 0.335, SLG: 0.423										4	0	1	0	0	2	2				
7 Pedro Feliz, R (1,5) OBP: 0.338, SLG: 0.399										4	0	0	0	0	2					
Carlos Ruiz, R (1,2) OBP: 0.325, SLG: 0.369										4	0	0	0	0	1	0				
31 Rodrigo Lopez, R (1,1) OBP: 0.196, SLG: 0.185										1	0	0	0	0	1	0				
4 Eric Bruntlett, R (5,PH) OBP: 0.304, SLG: 0.431										1	0	0	0	0	1	0				
19 Greg Dobbs, L (7,PH) OBP: 0.304, SLG: 0.431										0	0	0	0	0	0	0				
52 Tyler Walker, R (7,1) OBP: 0.304, SLG: 0.431										0	0	0	0	0	0	0				
Inning Stats	R: 1 H: 1 E: 0 K: 3 S: 16	H: 1 LOB: 2 BB: 2 P: 27	R: 0 H: 0 E: 0 K: 1 S: 7	H: 0 LOB: 0 BB: 0 P: 11	R: 0 H: 1 E: 0 K: 1 S: 13	H: 1 LOB: 1 BB: 0 P: 20	R: 0 H: 0 E: 0 K: 0 S: 8	H: 0 LOB: 0 BB: 0 P: 12	R: 0 H: 0 E: 0 K: 2 S: 9	H: 2 LOB: 2 BB: 1 P: 15	R: 0 H: 0 E: 0 K: 0 S: 5	H: 0 LOB: 0 BB: 0 P: 9	R: 0 H: 1 E: 0 K: 1 S: 11	H: 1 LOB: 1 BB: 0 P: 10	R: 0 H: 0 E: 0 K: 1 S: 8	H: 0 LOB: 0 BB: 0 P: 10	1B: 1 2B: 3 3B: 0 HR: 1	SF: 0 SAC: 0 DP: 0 HBP: 0	WP: 0 PB: 0 SB: 1 CS: 0	PA: 35
PITCHER	IP WLS BF H R ER SO BB IBB HBP BLK WP HR S P ERA WHIP																			
57 Jonathan Sánchez, L (1,1) ERA: 4.81	5.2 W 23 3 2 2 7 3 0 0 0 0 1 61 99 3.18 1.059																			
45 Justin Miller, R (6,1) ERA: 2.11	1.1 5 1 0 0 0 0 0 0 0 0 0 0 9 14 0.00 0.750																			
47 Merkin Valdez, R (8,1) ERA: 4.89	1.0 4 1 0 0 1 0 0 0 0 0 0 0 11 15 0.00 1.000																			
46 Bob Howry, R (9,1) ERA: 3.55	1.0 3 0 0 0 1 0 0 0 0 0 0 0 8 10 0.00 0.000																			

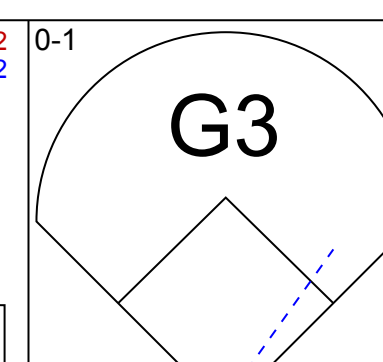
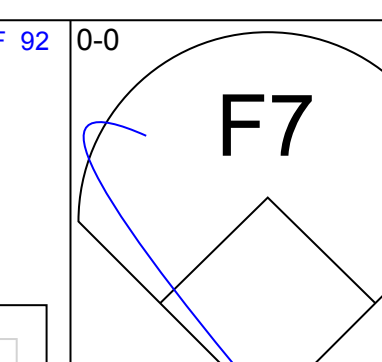
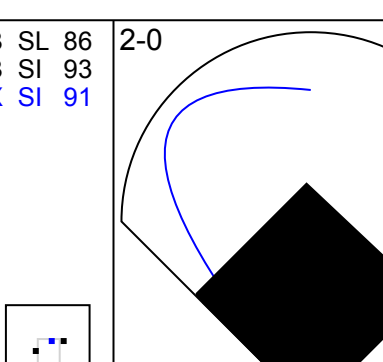
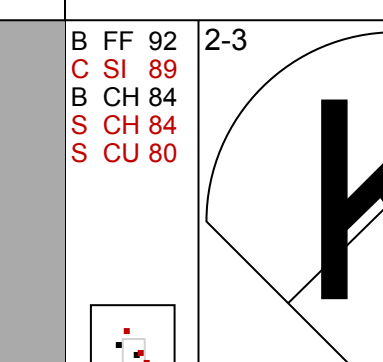
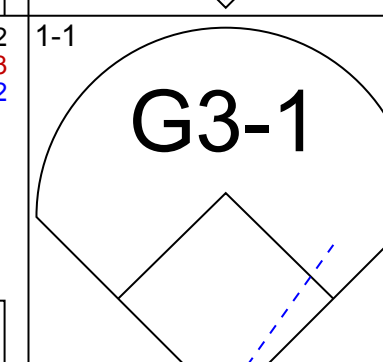
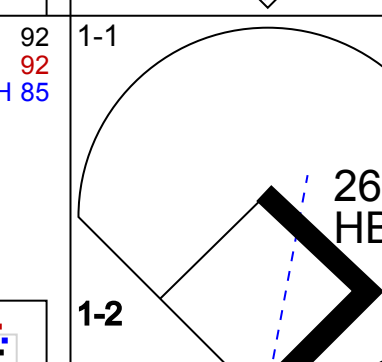
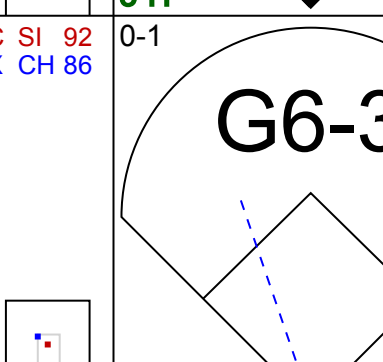
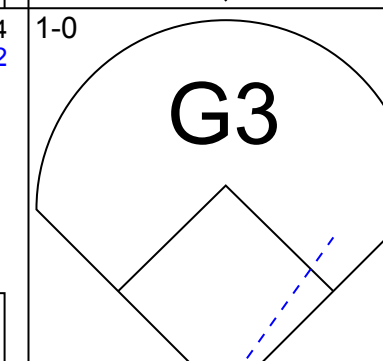
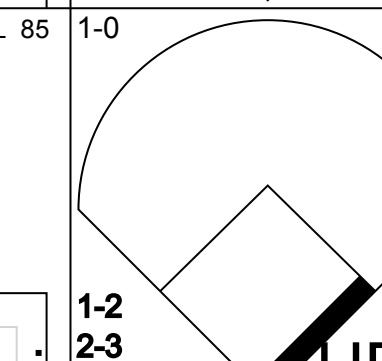
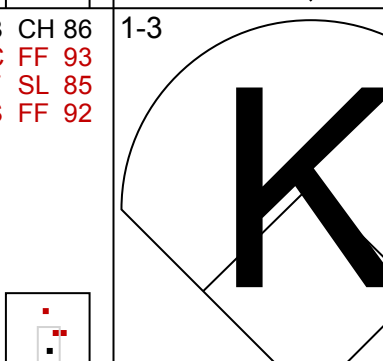
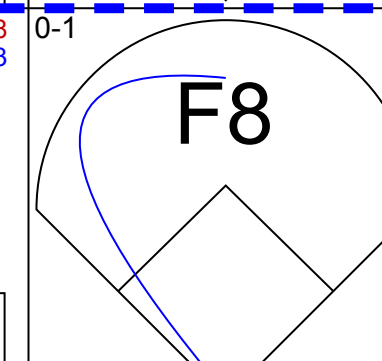
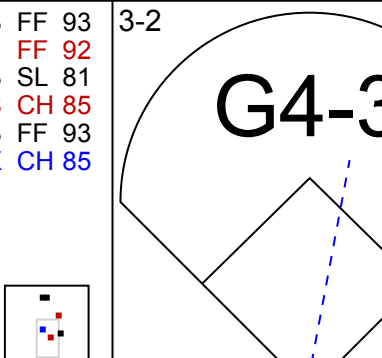
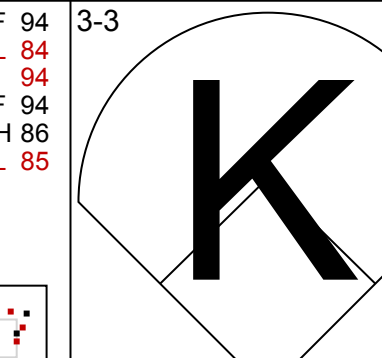


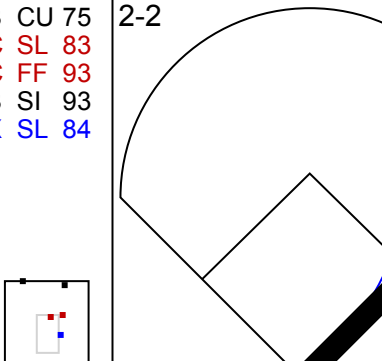



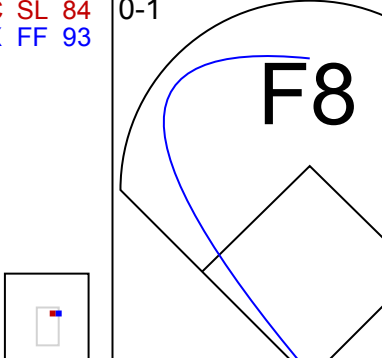



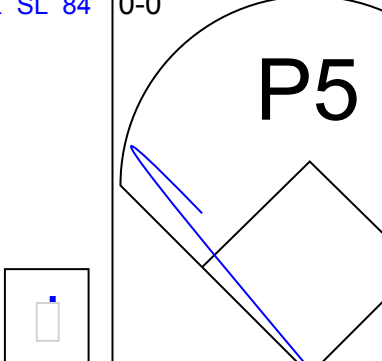




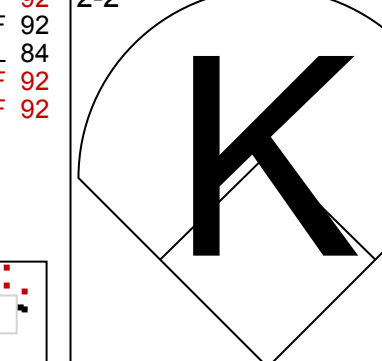
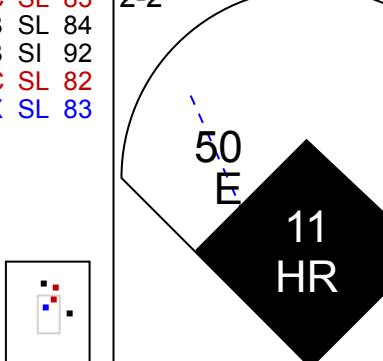


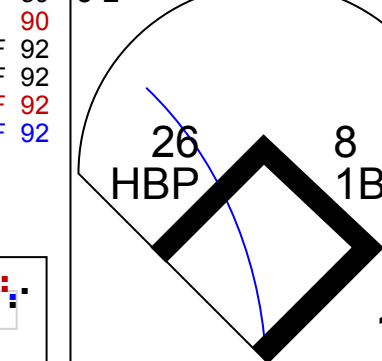
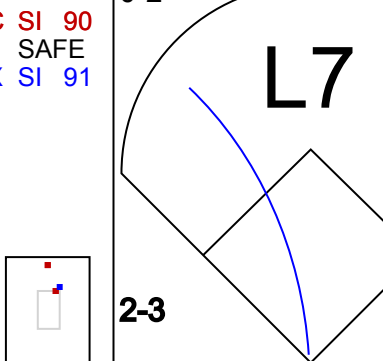
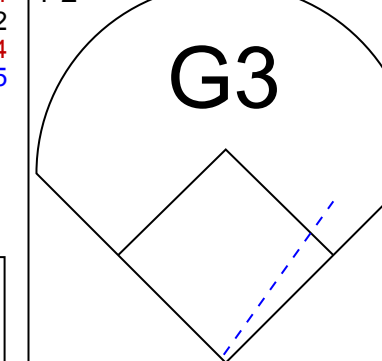
Batter	1	2	3	4	5	6	7	8	9	AB	R	H	RBI	BB	SO	LOB	BOTTOM			
59 Andres Torres, S (1,8) OBP: 0.337, SLG: 0.472										2	1	1	0	0	0	1	Philadelphia Phillies @ San Francisco Giants AT&T Park, San Francisco, CA Thu Jul 30 2009, 7:15 PM PDT Att: 36,603 - Cloudy - 61 F			
2 Randy Winn, S (3,8) OBP: 0.323, SLG: 0.385										1	1	0	0	2	1	1				
8 Eugenio Velez, S (1,9) OBP: 0.333, SLG: 0.412										5	2	3	3	0	1	2				
48 Pablo Sandoval, S (1,5) OBP: 0.377, SLG: 0.562										4	1	2	4	0	0	2				
1 Bengie Molina, R (1,2) OBP: 0.273, SLG: 0.421										4	0	1	0	0	1	1				
23 Ryan Garko, R (1,3) OBP: 0.357, SLG: 0.450										3	0	0	0	0	0	1				
47 Merkin Valdez, R (8,1) ERA: 4.89										0	0	0	0	0	0	0				
46 Bob Howry, L (9,1) ERA: 3.55										0	0	0	0	0	0	0				
14 Fred Lewis, L (1,7) OBP: 0.335, SLG: 0.385										4	0	0	0	0	1	2				
16 Edgar Renteria, R (1,6) OBP: 0.310, SLG: 0.317										4	1	2	0	0	0	2				
5 Juan Uribe, R (1,4) OBP: 0.308, SLG: 0.424										4	1	0	0	0	1	2				
57 Jonathan Sánchez, L (1,1) ERA: 4.81										1	0	0	0	1	0	2				
45 Justin Miller, R (6,1) ERA: 2.11										1	0	0	0	0	1	0				
35 Travis Ishikawa, L (8,3) OBP: 0.322, SLG: 0.409										0	0	0	0	1	0	0				
Inning Stats	R: 2 H: 3 E: 1 K: 0 S: 12	H: 3 LOB: 1 BB: 0 P: 21	R: 0 H: 0 E: 0 K: 0 S: 5	H: 0 LOB: 1 BB: 1 P: 10	R: 1 H: 2 E: 0 K: 1 S: 8	H: 2 LOB: 0 BB: 0 P: 9	R: 4 H: 3 E: 1 K: 1 S: 21	H: 3 LOB: 1 BB: 1 P: 32	R: 0 H: 1 E: 0 K: 0 S: 8	H: 1 LOB: 1 BB: 0 P: 10	R: 0 H: 0 E: 0 K: 1 S: 6	H: 0 LOB: 0 BB: 1 P: 12	R: 0 H: 0 E: 0 K: 0 S: 9	H: 0 LOB: 2 BB: 0 P: 16	R: 0 H: 0 E: 0 K: 3 S: 14	H: 0 LOB: 2 BB: 1 P: 24	1B: 6 2B: 2 3B: 0 HR: 1	SF: 1 SAC: 0 DP: 1 HBP: 1	WP: 1 PB: 0 SB: 1 CS: 1	PA: 39
PITCHER	IP WLS BF H R ER SO BB IBB HBP BLK WP HR S P ERA WHIP																			
31 Rodrigo Lopez, R (1,1) ERA: 3.62	4.0 L 22 2 0 0 0 2 0 0 0 0 0 0 46 72 6.75 2.500																			
38 Kyle Kendrick, R (5,1) ERA: 6.75	2.0 7 1 0 0 1 1 0 0 0 0 0 0 14 22 0.00 1.000																			
52 Tyler Walker, R (7,1) ERA: 3.0	2.0 10 0 0 0 3 1 0 1 0 1 0 0 23 40 0.00 0.500																			

Batter	1	2	3	4	5	6	7	8	9	AB	R	H	RBI	BB	SO	LOB	TOP					
11 Jimmy Rollins, S (1,6) OBP: 0.290, SLG: 0.389										4	1	2	1	0	0	1	Philadelphia Phillies @ San Francisco Giants AT&T Park, San Francisco, CA Sun Aug 02 2009, 1:05 PM PDT Att: 42,744 - Partly Cloudy - 66 F					
10 Ben Francisco, R (1,9) OBP: 0.335, SLG: 0.425										4	0	2	0	0	2	0						
26 Chase Utley, L (1,4) OBP: 0.420, SLG: 0.546										4	1	1	0	0	1	3						
6 Ryan Howard, L (1,3) OBP: 0.347, SLG: 0.529										4	0	0	0	0	2	3						
28 Jayson Werth, R (1,8) OBP: 0.381, SLG: 0.503										4	0	1	0	0	0	0						
7 Pedro Feliz, R (1,5) OBP: 0.337, SLG: 0.395										4	0	1	0	0	0	0						
4 Eric Bruntlett, R (1,7) OBP: 0.202, SLG: 0.205										2	1	1	0	0	0	0						
19 Greg Dobbs, L (7,PH) OBP: 0.299, SLG: 0.424										2	0	0	0	0	0	1						
Carlos Ruiz, R (1,2) OBP: 0.325, SLG: 0.368										3	0	1	1	0	0	1						
35 Cole Hamels, L (1,1) OBP: 0.162, SLG: 0.222										2	0	0	0	0	0	1						
61 Chan Ho Park, R (6,1) OBP: 0.313, SLG: 0.385										0	0	0	0	0	0	0						
46 Ryan Madson, L (7,1) OBP: 0.382, SLG: 0.470										0	0	0	0	0	0	0						
8 Shane Victorino, S (8,PH) OBP: 0.382, SLG: 0.470										1	0	0	0	0	0	0						
47 Scott Eyre, L (8,1) OBP: 0.382, SLG: 0.470										0	0	0	0	0	0	0						
Inning Stats	R: 0 E: 0 K: 0 S: 8	H: 1 LOB: 0 BB: 0 P: 13	R: 0 E: 0 K: 0 S: 8	H: 0 LOB: 0 BB: 0 P: 14	R: 0 E: 0 K: 1 S: 8	H: 0 LOB: 0 BB: 0 P: 12	R: 2 E: 1 K: 2 S: 14	H: 3 LOB: 0 BB: 0 P: 23	R: 1 E: 0 K: 0 S: 11	H: 2 LOB: 1 BB: 0 P: 17	R: 0 E: 0 K: 2 S: 10	H: 0 LOB: 0 BB: 0 P: 11	R: 0 E: 0 K: 0 S: 11	H: 1 LOB: 1 BB: 0 P: 16	R: 0 E: 0 K: 1 S: 12	H: 2 LOB: 2 BB: 0 P: 19	R: 0 E: 0 K: 0 S: 8	H: 0 LOB: 0 BB: 0 P: 14	1B: 7 2B: 1 3B: 0 HR: 1	SF: 0 SAC: 0 DP: 1 HBP: 0	WP: 0 PB: 0 SB: 1 CS: 1	PA: 35
PITCHER	IP WLS BF H R ER SO BB IBB HBP BLK WP HR S P ERA WHIP																					
75 Barry Zito, L (1,1) ERA: 4.47	6.0 W 22 6 3 2 5 0 0 0 0 0 1 59 90 3.00 1.000																					
54 Sergio Romo, R (7,1) ERA: 5.29	1.0 4 1 0 0 0 0 0 0 0 0 0 11 16 0.00 1.000																					
49 Brandon Medders, R (8,1) ERA: 2.76	0.1 3 2 0 0 0 0 0 0 0 0 0 8 15 0.00 6.000																					
41 Jeremy Affeldt, L (8,1) ERA: 1.52	0.2 H 2 0 0 0 1 0 0 0 0 0 0 4 4 0.00 0.000																					
46 Bob Howry, R (9,1) ERA: 3.54	1.0 3 0 0 0 0 0 0 0 0 0 0 8 14 0.00 0.000																					

Batter	1	2	3	4	5	6	7	8	9	AB	R	H	RBI	BB	SO	LOB	BOTTOM			
8 Eugenio Velez, S (1,7) OBP: 0.343, SLG: 0.397										5	1	2	2	0	1	1	Philadelphia Phillies @ San Francisco Giants AT&T Park, San Francisco, CA Sun Aug 02 2009, 1:05 PM PDT Att: 42,744 - Partly Cloudy - 66 F			
21 Freddy Sanchez, R (1,4) OBP: 0.336, SLG: 0.446										4	1	2	2	0	2					
48 Pablo Sandoval, S (1,5) OBP: 0.371, SLG: 0.548										4	0	1	0	0	3					
23 Ryan Garko, R (1,3) OBP: 0.355, SLG: 0.443										4	1	1	0	0	0	1				
49 Brandon Medders, R (8,1) OBP: 0.500, SLG: 0.500										0	0	0	0	0	0	0				
41 Jeremy Affeldt, L (8,1) ERA: 1.52										4	1	2	1	0	0	0				
46 Bob Howry, L (9,1) ERA: 3.54										4	1	2	1	0	0	0				
33 Aaron Rowand, R (1,8) OBP: 0.340, SLG: 0.452										4	1	2	1	0	0	0				
16 Edgar Renteria, R (1,6) OBP: 0.309, SLG: 0.316										3	1	1	0	1	0	1				
2 Randy Winn, S (1,9) OBP: 0.318, SLG: 0.377										3	1	1	1	1	0	1				
22 Eli Whiteside, R (1,2) OBP: 0.250, SLG: 0.259										3	0	1	0	1	1	2				
75 Barry Zito, L (1,1) OBP: 0.194, SLG: 0.147										2	1	1	0	0	0	2				
1 Bengie Molina, R (6,PH) OBP: 0.269, SLG: 0.413										1	0	0	0	0	0	3				
54 Sergio Romo, R (7,1) ERA: 4.83										0	0	0	0	0	0	0				
35 Travis Ishikawa, L (8,3) OBP: 0.327, SLG: 0.412										1	0	0	0	0	0	1				
Inning Stats	R: 0 E: 0 K: 0 S: 6	H: 1 LOB: 0 BB: 0 P: 11	R: 1 E: 0 K: 1 S: 18	H: 2 LOB: 2 BB: 1 P: 26	R: 0 E: 0 K: 1 S: 7	H: 0 LOB: 0 BB: 0 P: 8	R: 0 E: 0 K: 0 S: 8	H: 0 LOB: 0 BB: 0 P: 12	R: 3 E: 1 K: 0 S: 12	H: 4 LOB: 1 BB: 0 P: 19	R: 3 E: 0 K: 0 S: 13	H: 4 LOB: 2 BB: 1 P: 23	R: 0 E: 0 K: 0 S: 10	H: 0 LOB: 1 BB: 1 P: 15	R: 0 E: 0 K: 0 S: 7	H: 1 LOB: 0 BB: 0 P: 9	1B: 9 2B: 2 3B: 1 HR: 0	SF: 0 SAC: 0 DP: 2 HBP: 0	WP: 0 PB: 0 SB: 1 CS: 0	PA: 37
PITCHER	IP WLS BF H R ER SO BB IBB HBP BLK WP HR S P ERA WHIP																			
35 Cole Hamels, L (1,1) ERA: 4.88	5.0 L 26 10 7 6 2 1 1 0 0 0 0 0 55 87 10.80 2.200																			
61 Chan Ho Park, R (6,1) ERA: 4.83	1.0 4 1 0 0 0 0 0 0 0 0 0 9 12 0.00 1.000																			
46 Ryan Madson, R (7,1) ERA: 3.33	1.0 4 0 0 0 0 0 1 0 0 0 0 0 10 15 0.00 1.000																			
47 Scott Eyre, L (8,1) ERA: 2.01	1.0 3 1 0 0 0 0 0 0 0 0 0 7 9 0.00 1.000																			



Batter	1	2	3	4	5	6	7	8	9	AB	R	H	RBI	BB	SO	LOB	TOP					
24 Dexter Fowler, S OBP: 0.358, SLG: 0.392										5	0	2	1	0	1	0	Colorado Rockies @ Philadelphia Phillies Citizens Bank Park, Philadelphia, PA Tue Aug 04 2009, 7:05 PM EDT Att. 45,203 - Overcast - 84 F					
12 Clint Barmes, R OBP: 0.298, SLG: 0.444										5	0	0	0	0	1							
17 Todd Helton, L OBP: 0.397, SLG: 0.499										5	1	1	0	0	0							
2 Troy Tulowitzki, R OBP: 0.362, SLG: 0.523										3	1	1	0	1	0							
11 Brad Hawpe, L OBP: 0.397, SLG: 0.544										3	1	1	0	1	2							
19 Ryan Spillborghs, R OBP: 0.318, SLG: 0.414 97 Joe Beimeel, L										4	2	2	1	0	1	3						
45 Jhoulys Chacin, R										0	0	0	0	0	0							
27 Garrett Atkins, R 9 Ian Stewart, L OBP: 0.320, SLG: 0.483										3	2	2	4	1	0	0						
20 Chris Iannetta, R OBP: 0.342, SLG: 0.450										3	0	1	2	1	0	0						
46 Jason Hammel, R OBP: 0.188, SLG: 0.167 5 Carlos González, L OBP: 0.333, SLG: 0.420										3	1	1	0	0	0	3						
Inning Stats	R: 0 E: 0 K: 1 S: 9	H: 0 LOB: 0 P: 13	R: 2 E: 0 K: 1 S: 10	H: 2 LOB: 0 BB: 14 P: 14	R: 0 E: 0 K: 1 S: 7	H: 1 LOB: 0 BB: 0 P: 11	R: 2 E: 0 K: 0 S: 20	H: 3 LOB: 2 BB: 2 P: 33	R: 0 E: 0 K: 0 S: 9	H: 0 LOB: 0 BB: 0 P: 13	R: 4 E: 0 K: 0 S: 16	H: 4 LOB: 1 BB: 2 P: 30	R: 0 E: 0 K: 2 S: 12	H: 1 LOB: 0 BB: 0 P: 18	R: 0 E: 0 K: 0 S: 11	H: 0 LOB: 0 BB: 0 P: 14	R: 0 E: 0 K: 0 S: 12	H: 0 LOB: 0 BB: 0 P: 17	1B: 7 2B: 3 3B: 0 HR: 1	SF: 0 SAC: 0 DP: 1 HBP: 0	WP: 0 PB: 0 SB: 1 CS: 0	PA: 39
PITCHER	IP	WLS	BF	H	R	ER	SO	BB	IBB	HBP	BLK	WP	HR	S	P	ERA	WHIP					
50 Jamie Moyer, L ERA: 5.55	5.0	L	23	6	6	6	3	4	0	0	0	0	1	59	96	10.80	2.000					
31 Rodrigo Lopez, R ERA: 3.99	2.0		10	5	2	2	2	0	0	0	0	0	0	24	36	9.00	2.500					
52 Tyler Walker, R ERA: 2.81	1.0		3	0	0	0	0	0	0	0	0	0	0	11	14	0.00	0.000					
54 Brad Lidge, R ERA: 6.92	1.0		3	0	0	0	0	0	0	0	0	0	0	12	17	0.00	0.000					

Batter	1	2	3	4	5	6	7	8	9	AB	R	H	RBI	BB	SO	LOB	BOTTOM					
11 Jimmy Rollins, S OBP: 0.291, SLG: 0.396										5	1	2	2	0	1	2	Colorado Rockies @ Philadelphia Phillies Citizens Bank Park, Philadelphia, PA Tue Aug 04 2009, 7:05 PM EDT Att. 45,203 - Overcast - 84 F					
8 Shane Victorino, S OBP: 0.383, SLG: 0.471										4	0	2	0	0	0							
26 Chase Utley, L OBP: 0.419, SLG: 0.541										3	0	0	0	0	1							
6 Ryan Howard, L OBP: 0.344, SLG: 0.524										4	0	0	0	0	1	3						
29 Raul Ibanez, L OBP: 0.368, SLG: 0.628										4	1	2	0	0	2	0						
28 Jayson Werth, R OBP: 0.379, SLG: 0.500										4	0	1	0	0	1	1						
7 Pedro Feliz, R OBP: 0.334, SLG: 0.391										3	0	0	1	0	2	1						
Carlos Ruiz, R OBP: 0.325, SLG: 0.373 10 Ben Francisco, R OBP: 0.337, SLG: 0.425										3	1	1	0	0	1	1						
50 Jamie Moyer, L ERA: 5.55 31 Rodrigo Lopez, R ERA: 3.99 19 Greg Dobbs, L OBP: 0.276, SLG: 0.292 52 Tyler Walker, R ERA: 2.81 54 Brad Lidge, R ERA: 6.92 12 Matt Stairs, L OBP: 0.376, SLG: 0.443										2	0	1	0	0	0	1						
Inning Stats	R: 0 E: 0 K: 0 S: 5	H: 0 LOB: 0 P: 7	R: 0 E: 0 K: 0 S: 9	H: 1 LOB: 1 BB: 0 P: 14	R: 0 E: 0 K: 2 S: 12	H: 2 LOB: 3 BB: 0 P: 22	R: 0 E: 0 K: 3 S: 10	H: 0 LOB: 0 BB: 0 P: 13	R: 2 E: 1 K: 1 S: 12	H: 2 LOB: 0 BB: 0 P: 17	R: 1 E: 0 K: 0 S: 9	H: 2 LOB: 1 BB: 0 P: 14	R: 0 E: 0 K: 0 S: 7	H: 2 LOB: 1 BB: 0 P: 8	R: 0 E: 0 K: 1 S: 10	H: 0 LOB: 0 BB: 0 P: 15		R: 0 E: 0 K: 2 S: 9	H: 0 LOB: 1 BB: 1 P: 17	1B: 6 2B: 2 3B: 0 HR: 1	SF: 1 SAC: 0 DP: 0 HBP: 1	WP: 0 PB: 0 SB: 0 CS: 0
PITCHER	IP	WLS	BF	H	R	ER	SO	BB	IBB	HBP	BLK	WP	HR	S	P	ERA	WHIP					
46 Jason Hammel, R ERA: 4.62	6.2	W	29	9	3	3	6	0	0	1	0	0	0	12	17	4.05	1.350					
97 Joe Beimeel, L ERA: 3.43	1.1		4	0	0	0	1	0	0	0	0	0	0	9	17	0.00	1.000					
45 Jhoulys Chacin, R	1.0		4	0	0	0	2	1	0	0	0	0	0	9	17	0.00	1.000					



Batter	1	2	3	4	5	6	7	8	9	AB	R	H	RBI	BB	SO	LOB	TOP					
24 Dexter Fowler, S OBP: 0.359, SLG: 0.394										3	0	1	0	1	1	1	Colorado Rockies @ Philadelphia Phillies Citizens Bank Park, Philadelphia, PA Wed Aug 05 2009, 7:05 PM EDT Att: 45,129 - Partly Cloudy - 84 F livebaseballscorecards.com					
12 Clint Barmes, R OBP: 0.296, SLG: 0.441										3	0	0	0	0	1	3						
51 Josh Fogg, R OBP: 0.167, SLG: 0.167										0	0	0	0	0	0	0						
7 Seth Smith, L OBP: 0.389, SLG: 0.488										1	0	0	0	0	1	0						
17 Todd Helton, L OBP: 0.399, SLG: 0.499										4	0	1	0	0	0	0						
2 Troy Tulowitzki, R OBP: 0.359, SLG: 0.517										4	0	0	0	0	3	1						
11 Brad Hawpe, L OBP: 0.394, SLG: 0.539										3	0	0	0	0	2	1						
27 Garrett Atkins, R OBP: 0.311, SLG: 0.347										3	0	1	0	0	0	1						
19 Ryan Spilborghs, R OBP: 0.318, SLG: 0.410										2	0	0	0	1	0	1						
8 Yovrit Torrealba, R OBP: 0.307, SLG: 0.341										3	0	0	0	0	0	1						
29 Jorge De La Rosa, L OBP: 0.158, SLG: 0.162										1	0	1	0	0	0	0						
6 Omar Quintanilla, L OBP: 0.262, SLG: 0.189										2	0	0	0	0	2	1						
Inning Stats	R: 0 E: 0 K: 0 S: 9	H: 0 LOB: 0 BB: 1 P: 16	R: 0 E: 0 K: 2 S: 8	H: 0 LOB: 0 BB: 0 P: 14	R: 0 E: 0 K: 1 S: 10	H: 2 LOB: 2 BB: 0 P: 13	R: 0 E: 0 K: 1 S: 6	H: 0 LOB: 0 BB: 0 P: 6	R: 0 E: 0 K: 2 S: 11	H: 1 LOB: 0 BB: 0 P: 19	R: 0 E: 0 K: 2 S: 9	H: 0 LOB: 0 BB: 0 P: 14	R: 0 E: 0 K: 1 S: 7	H: 1 LOB: 1 BB: 0 P: 10	R: 0 E: 0 K: 1 S: 12	H: 0 LOB: 1 BB: 1 P: 18	R: 0 E: 0 K: 2 S: 12	H: 0 LOB: 0 BB: 0 P: 17	1B: 2 2B: 2 HR: 0	SF: 0 SAC: 0 DP: 1 HBP: 0	WP: 0 PB: 0 SB: 0 CS: 1	PA: 31
PITCHER 43 J.A. Happ, L ERA: 2.74	IP: 9.0 WLS: W BF: 31 H: 4 R: 0 ER: 0 SO: 10 BB: 2 IBB: 0 HBP: 0 BLK: 0 WP: 0 HR: 0 S: 84 P: 127 ERA: 0.00 WHIP: 0.667																					

Batter	1	2	3	4	5	6	7	8	9	AB	R	H	RBI	BB	SO	LOB	BOTTOM					
11 Jimmy Rollins, S OBP: 0.290, SLG: 0.400										5	1	1	2	0	0	2	Colorado Rockies @ Philadelphia Phillies Citizens Bank Park, Philadelphia, PA Wed Aug 05 2009, 7:05 PM EDT Att: 45,129 - Partly Cloudy - 84 F livebaseballscorecards.com					
8 Shane Victorino, S OBP: 0.381, SLG: 0.471										4	0	1	0	0	1	0						
26 Chase Utley, L OBP: 0.420, SLG: 0.542										3	2	1	0	0	0	1						
6 Ryan Howard, L OBP: 0.343, SLG: 0.521										4	0	1	1	0	1	1						
29 Raul Ibanez, L OBP: 0.369, SLG: 0.628										3	1	1	0	1	1	1						
28 Jayson Werth, R OBP: 0.378, SLG: 0.505										4	1	1	3	0	0	1						
7 Pedro Feliz, R OBP: 0.336, SLG: 0.401										4	1	2	1	0	0	0						
Carlos Ruiz, R OBP: 0.328, SLG: 0.380										4	1	2	0	0	1	1						
43 J.A. Happ, L OBP: 0.107, SLG: 0.143										3	0	1	0	0	1	1						
Inning Stats	R: 1 E: 0 K: 1 S: 13	H: 2 LOB: 1 BB: 0 P: 17	R: 3 E: 0 K: 0 S: 12	H: 4 LOB: 1 BB: 0 P: 20	R: 0 E: 0 K: 0 S: 5	H: 0 LOB: 0 BB: 0 P: 7	R: 0 E: 0 K: 0 S: 8	H: 1 LOB: 1 BB: 0 P: 13	R: 3 E: 0 K: 2 S: 15	H: 3 LOB: 1 BB: 0 P: 20	R: 0 E: 0 K: 2 S: 7	H: 0 LOB: 0 BB: 0 P: 12	R: 0 E: 0 K: 0 S: 7	H: 0 LOB: 1 BB: 1 P: 15	R: 0 E: 0 K: 0 S: 7	H: 1 LOB: 1 BB: 0 P: 12		R: 0 E: 0 K: 0 S: 7	H: 1 LOB: 1 BB: 0 P: 12	1B: 3 2B: 5 3B: 0 HR: 3	SF: 0 SAC: 1 DP: 0 HBP: 1	WP: 0 PB: 0 SB: 0 CS: 0
PITCHER 29 Jorge De La Rosa, L ERA: 5.0	IP: 5.0 WLS: L BF: 26 H: 10 R: 7 ER: 7 SO: 3 BB: 0 IBB: 0 HBP: 1 BLK: 0 WP: 0 HR: 3 S: 53 P: 77 ERA: 12.60 WHIP: 2.000																					
PITCHER 51 Josh Fogg, R ERA: 1.92	IP: 3.0 WLS: 11 BF: 1 H: 0 R: 0 ER: 0 SO: 2 BB: 1 IBB: 0 HBP: 0 BLK: 0 WP: 0 HR: 0 S: 21 P: 39 ERA: 0.00 WHIP: 0.667																					

AB	29
R	0
H	4
RBI	0
BB	2
SO	10
LOB	10



AB	34
R	7
H	11
RBI	7
BB	1
SO	5
LOB	8



Batter	1	2	3	4	5	6	7	8	9	AB	R	H	RBI	BB	SO	LOB	TOP					
24 Dexter Fowler, S (1,8) OBP: 0.391, SLG: 0.399											4	1	2	0	0	1	2	Colorado Rockies @ Philadelphia Phillies Citizens Bank Park, Philadelphia, PA Thu Aug 06 2009, 1:05 PM EDT Att: 45,316 - Cloudy - 68 F				
7 Seth Smith, L (1,7) OBP: 0.391, SLG: 0.488										4	0	2	0	0	1	2						
17 Todd Helton, L (1,3) OBP: 0.394, SLG: 0.497										3	0	1	1	0	0	3						
2 Troy Tulowitzki, R (1,6) OBP: 0.357, SLG: 0.514											4	0	1	0	0	2	3					
27 Garrett Atkins, R (1,5) OBP: 0.307, SLG: 0.342											4	0	0	0	0	1	3					
19 Ryan Spillane, R (1,9) OBP: 0.317, SLG: 0.408												4	0	1	0	0	1					
20 Chris Iannetta, R (1,2) OBP: 0.337, SLG: 0.442												4	0	0	0	3	2					
12 Clint Barnes, R (1,4) OBP: 0.293, SLG: 0.437												3	0	0	0	1	1					
11 Brad Hawpe, L (9,PH) OBP: 0.396, SLG: 0.540												2	0	0	0	1	1					
28 Aaron Cook, R (1,1) OBP: 0.196, SLG: 0.146																						
31 Matt Daley, R (6,1) OBP: 0.339, SLG: 0.420																						
5 Carlos González, L (7,PH) OBP: 0.500, SLG: 0.500																						
56 Franklin Morales, L (7,1) OBP: 0.500, SLG: 0.500																						
9 Ian Stewart, L (9,PH) OBP: 0.319, SLG: 0.481																						
Inning Stats	R: 1 E: 0 K: 1 S: 15	H: 2 LOB: 1 BB: 0 P: 21	R: 0 E: 0 K: 2 S: 12	H: 1 LOB: 1 BB: 0 P: 15	R: 0 E: 0 K: 1 S: 7	H: 1 LOB: 1 BB: 0 P: 9	R: 0 E: 0 K: 2 S: 7	H: 0 LOB: 0 BB: 0 P: 13	R: 0 E: 1 K: 1 S: 14	H: 1 LOB: 2 BB: 0 P: 21	R: 0 E: 0 K: 1 S: 13	H: 1 LOB: 1 BB: 0 P: 18	R: 0 E: 0 K: 1 S: 10	H: 0 LOB: 1 BB: 1 P: 15	R: 0 E: 0 K: 1 S: 9	H: 1 LOB: 0 BB: 0 P: 17	R: 0 E: 0 K: 2 S: 10	H: 1 LOB: 1 BB: 0 P: 12	1B: 7 2B: 1 3B: 0 HR: 0	SF: 1 SAC: 0 DP: 1 HBP: 0	WP: 0 PB: 0 SB: 0 CS: 0	PA: 36
PITCHER	IP WLS BF H R ER SO BB IBB HBP BLK WP HR S P ERA WHIP	IP WLS BF H R ER SO BB IBB HBP BLK WP HR S P ERA WHIP																				
34 Cliff Lee, L (1,1) ERA: 2.95	7.0 W 29 6 1 1 9 1 0 0 0 0 0 0 78 112 1.29 1.000																					
46 Ryan Madson, R (8,1) ERA: 3.27	1.0 H 3 1 0 0 1 0 0 0 0 0 0 0 9 17 0.00 1.000																					
54 Brad Lidge, R (9,1) ERA: 6.75	1.0 S 4 1 0 0 2 0 0 0 0 0 0 0 10 12 0.00 1.000																					

Batter	1	2	3	4	5	6	7	8	9	AB	R	H	RBI	BB	SO	LOB	BOTTOM			
11 Jimmy Rollins, S (1,6) OBP: 0.294, SLG: 0.410											4	2	3	0	0	0	1	Colorado Rockies @ Philadelphia Phillies Citizens Bank Park, Philadelphia, PA Thu Aug 06 2009, 1:05 PM EDT Att: 45,316 - Cloudy - 68 F		
8 Shane Victorino, S (1,8) OBP: 0.378, SLG: 0.467										4	0	0	1	0	0	2				
26 Chase Utley, L (1,4) OBP: 0.418, SLG: 0.541										3	0	1	1	0	0	1				
6 Ryan Howard, L (1,3) OBP: 0.341, SLG: 0.516										4	0	0	0	0	1	2				
29 Raul Ibanez, L (1,7) OBP: 0.369, SLG: 0.626										3	0	1	0	0	1	0				
28 Jayson Werth, R (1,9) OBP: 0.376, SLG: 0.501											3	0	0	0	0	1	2			
7 Pedro Feliz, R (1,5) OBP: 0.333, SLG: 0.397										3	0	0	0	0	0	2				
23 Paul Bako, L (1,2) OBP: 0.255, SLG: 0.294										3	1	2	1	0	0	0				
34 Cliff Lee, L (1,1) OBP: 0.250, SLG: 0.273																				
10 Ben Francisco, R (7,PH) OBP: 0.339, SLG: 0.425																				
46 Ryan Madson, L (8,1) ERA: 3.19																				
54 Brad Lidge, R (9,1) ERA: 1.86																				
Inning Stats	R: 1 E: 0 K: 0 S: 8	H: 1 LOB: 0 BB: 0 P: 13	R: 0 E: 0 K: 0 S: 11	H: 0 LOB: 0 BB: 0 P: 16	R: 0 E: 0 K: 0 S: 10	H: 2 LOB: 1 BB: 0 P: 12	R: 0 E: 0 K: 0 S: 10	H: 2 LOB: 2 BB: 0 P: 16	R: 2 E: 0 K: 0 S: 9	H: 2 LOB: 1 BB: 0 P: 16	R: 0 E: 0 K: 2 S: 8	H: 0 LOB: 0 BB: 0 P: 14	R: 0 E: 0 K: 0 S: 8	H: 0 LOB: 1 BB: 1 P: 15	R: 0 E: 0 K: 1 S: 7	H: 0 LOB: 0 BB: 0 P: 11	1B: 4 2B: 1 3B: 1 HR: 1	SF: 1 SAC: 0 DP: 1 HBP: 0	WP: 0 PB: 0 SB: 0 CS: 0	PA: 31
PITCHER	IP WLS BF H R ER SO BB IBB HBP BLK WP HR S P ERA WHIP	IP WLS BF H R ER SO BB IBB HBP BLK WP HR S P ERA WHIP																		
28 Aaron Cook, R (1,1) ERA: 3.93	5.0 L 22 7 3 3 0 0 0 0 0 0 0 0 1 48 73 5.40 1.400																			
31 Matt Daley, R (6,1) ERA: 3.19	1.0 3 0 0 0 2 0 0 0 0 0 0 0 8 14 0.00 0.000																			
56 Franklin Morales, L (7,1) ERA: 1.86	2.0 6 0 0 0 1 1 0 0 0 0 0 0 15 26 0.00 0.500																			

AB 34
R 1
H 8
RBI 1
BB 1
SO 12
LOB 19



AB 29
R 3
H 7
RBI 3
BB 1
SO 3
LOB 11



Batter	1	2	3	4	5	6	7	8	9	AB	R	H	RBI	BB	SO	LOB	TOP					
8 Chris Coghlan, L (1,7) OBP: 0.357, SLG: 0.406										3	1	2	2	2	0	0						
20 Nick Johnson, L (1,3) OBP: 0.420, SLG: 0.411										2	0	0	0	2	1	1						
2 Hanley Ramirez, R (1,6) OBP: 0.408, SLG: 0.552										5	0	1	1	0	1	4						
3 Jorge Cantu, R (1,5) OBP: 0.336, SLG: 0.436										4	1	0	0	1	0	4						
46 Juan Carlos Oviedo, R (9,1)										0	0	0	0	0	0	0						
6 Dan Uggla, R (1,4) OBP: 0.349, SLG: 0.444										4	0	0	0	0	1	1						
12 Cody Ross, R (1,9) OBP: 0.318, SLG: 0.486										4	1	2	2	0	1	0						
29 Ronny Paulino, R (1,2) OBP: 0.307, SLG: 0.396										4	1	2	0	0	0	1						
1 Emilio Bonifacio, S (1,8) OBP: 0.299, SLG: 0.310										4	2	2	0	0	1	2						
45 Sean West, R (1,1) OBP: 0.263, SLG: 0.392										1	0	0	0	0	0	0						
44 Brian Sanchez, R (5,1)										0	0	0	0	0	0	0						
7 Ross Gload, L (6,PH)										0	0	0	0	0	0	1						
48 Brendan Donnelly, R (6,1)										0	0	0	0	0	0	0						
53 Dan Meyer, R (7,1)										0	0	0	0	0	0	0						
27 Jeremy Hermida, L (8,PH)										1	0	1	1	0	0	0						
22 Matt Lindstrom, R (8,1)										0	0	0	0	0	0	0						
18 Wes Helms, R (9,5) OBP: 0.316, SLG: 0.338										0	0	0	0	0	0	0						
Inning Stats	R: 1 E: 0 K: 2 S: 14	H: 1 LOB: 0 BB: 0 P: 21	R: 0 E: 0 K: 0 S: 7	H: 0 LOB: 0 BB: 0 P: 12	R: 1 E: 0 K: 0 S: 16	H: 1 LOB: 2 BB: 2 P: 32	R: 0 E: 0 K: 1 S: 9	H: 1 LOB: 1 BB: 0 P: 14	R: 0 E: 0 K: 0 S: 10	H: 0 LOB: 1 BB: 1 P: 18	R: 2 E: 0 K: 1 S: 14	H: 2 LOB: 1 BB: 0 P: 22	R: 0 E: 0 K: 0 S: 7	H: 1 LOB: 1 BB: 0 P: 11	R: 2 E: 0 K: 1 S: 16	H: 4 LOB: 2 BB: 0 P: 25	R: 0 E: 0 K: 0 S: 3	H: 0 LOB: 0 BB: 1 P: 7	1B: 8 2B: 0 3B: 0 HR: 2	SF: 0 SAC: 1 DP: 2 HBP: 1	WP: 0 PB: 0 SB: 1 CS: 0	PA: 40
PITCHER	IP WLS BF H R ER SO BB IBB HBP BLK WP HR S P ERA WHIP																					
35 Cole Hamels, L (1,1) ERA: 4.77	5.1 L 25 5 4 4 4 4 0 0 0 0 0 2 67 115 6.75 1.688																					
52 Tyler Walker, R (6,1) ERA: 2.65	0.2 2 0 0 0 0 0 0 0 0 0 0 3 4 0.00 0.000																					
61 Chan Ho Park, R (7,1) ERA: 4.92	2.0 10 5 2 2 1 0 0 0 1 0 0 0 23 36 9.00 2.500																					
38 Kyle Kendrick, R (9,1) ERA: 5.4	1.0 3 0 0 0 0 0 1 0 0 0 0 0 0 3 7 0.00 1.000																					

Florida Marlins @ Philadelphia Phillies
Citizens Bank Park, Philadelphia, PA

AB 33
R 6
H 10
RBI 6
BB 5
SO 5
LOB 14



WP: 0 PA: 40
PB: 0
SB: 1
CS: 0

Sat Aug 08 2009, 7:05 PM EDT
Att: 45,086 - Cloudy - 78 F

Batter	1	2	3	4	5	6	7	8	9	AB	R	H	RBI	BB	SO	LOB	BOTTOM					
11 Jimmy Rollins, S (1,6) OBP: 0.291, SLG: 0.404										5	0	1	1	0	0	3						
8 Shane Victorino, S (1,8) OBP: 0.378, SLG: 0.469										5	1	2	1	0	0	1						
26 Chase Utley, L (1,4) OBP: 0.414, SLG: 0.531										4	0	0	1	1	2	2						
6 Ryan Howard, L (1,3) OBP: 0.347, SLG: 0.525										4	1	4	0	1	0	0						
28 Jayson Werth, R (1,9) OBP: 0.371, SLG: 0.491										5	0	0	0	0	1	6						
29 Raul Ibanez, L (1,7) OBP: 0.371, SLG: 0.620										4	1	1	0	1	1	3						
7 Pedro Feliz, R (1,5) OBP: 0.333, SLG: 0.398										4	0	1	0	0	0	5						
Carlos Ruiz, R (1,2) OBP: 0.328, SLG: 0.376										3	1	1	0	0	0	3						
10 Ben Francisco, R (8,PH) OBP: 0.537, SLG: 0.431										1	0	0	0	0	1	1						
23 Paul Bako, L (9,2) OBP: 0.255, SLG: 0.294										0	0	0	0	0	0	0						
35 Cole Hamels, L (1,1) ERA: 4.88										2	0	1	0	0	1	2						
52 Tyler Walker, R (5,1) ERA: 1.14										0	0	0	0	0	0	0						
48 Brendan Donnelly, R (6,1) ERA: 0.69										1	0	0	0	0	0	0						
53 Dan Meyer, L (7,1) ERA: 2.16										0	0	0	0	0	0	0						
22 Matt Lindstrom, R (8,1) ERA: 5.91										0	0	0	0	0	0	0						
Inning Stats	R: 0 E: 0 K: 1 S: 12	H: 2 LOB: 2 BB: 1 P: 19	R: 2 E: 0 K: 1 S: 18	H: 4 LOB: 2 BB: 0 P: 27	R: 1 E: 0 K: 1 S: 16	H: 0 LOB: 2 BB: 1 P: 30	R: 0 E: 0 K: 1 S: 10	H: 0 LOB: 0 BB: 0 P: 16	R: 0 E: 0 K: 0 S: 10	H: 1 LOB: 0 BB: 1 P: 19	R: 0 E: 0 K: 0 S: 7	H: 0 LOB: 0 BB: 0 P: 12	R: 0 E: 0 K: 1 S: 11	H: 1 LOB: 1 BB: 0 P: 16	R: 0 E: 0 K: 1 S: 9	H: 1 LOB: 1 BB: 0 P: 13	R: 1 E: 0 K: 0 S: 9	H: 2 LOB: 1 BB: 0 P: 17	1B: 7 2B: 3 3B: 1 HR: 0	SF: 0 SAC: 0 DP: 1 HBP: 0	WP: 0 PB: 0 SB: 0 CS: 0	PA: 42
PITCHER	IP WLS BF H R ER SO BB IBB HBP BLK WP HR S P ERA WHIP																					
45 Sean West, L (1,1) ERA: 4.88	4.0 2 3 2 4 4 2 0 0 0 0 0 0 9 18 0.00 0.000																					
44 Brian Sanchez, R (5,1) ERA: 1.14	1.0 W 4 0 0 0 0 0 0 0 0 0 0 9 18 0.00 0.000																					
48 Brendan Donnelly, R (6,1) ERA: 0.69	1.0 H 3 0 0 0 0 0 0 0 0 0 0 7 12 0.00 0.000																					
53 Dan Meyer, L (7,1) ERA: 2.16	1.0 H 4 1 0 0 1 0 0 0 0 0 0 11 16 0.00 1.000																					
22 Matt Lindstrom, R (8,1) ERA: 5.91	1.0 H 4 1 0 0 1 0 0 0 0 0 0 9 13 0.00 1.000																					
PITCHER	IP WLS BF H R ER SO BB IBB HBP BLK WP HR S P ERA WHIP																					
46 Juan Carlos Oviedo, R (9,1) ERA: 3.96	1.0 S 5 2 1 1 0 0 0 0 0 0 0 9 17 9.00 2.000																					

Florida Marlins @ Philadelphia Phillies
Citizens Bank Park, Philadelphia, PA

AB 39
R 4
H 11
RBI 3
BB 3
SO 6
LOB 27



WP: 0 PA: 42
PB: 0
SB: 0
CS: 0

Sat Aug 08 2009, 7:05 PM EDT
Att: 45,086 - Cloudy - 78 F

Batter	1	2	3	4	5	6	7	8	9	10	11	12	AB	R	H	RBI	BB	SO	LOB	TOP									
11 Jimmy Rollins, S OBP: 0.291, SLG: 0.410	G3			L9		HR		F9		F7			5	1	1	2	0	0	1										
8 Shane Victorino, S OBP: 0.376, SLG: 0.463	K			G6-3		G3-1				G1-3			4	0	0	0	0	1	0										
26 Chase Utley, L OBP: 0.415, SLG: 0.525	L8			F7									3	0	0	0	2	0	0										
6 Ryan Howard, L OBP: 0.344, SLG: 0.519		K			K								4	0	1	1	1	2	0										
29 Raul Ibanez, L OBP: 0.362, SLG: 0.603		G4-3			K								5	0	0	0	0	2	5										
10 Ben Francisco, R OBP: 0.334, SLG: 0.435		F8			K								5	1	1	1	0	1	2										
7 Pedro Feliz, R OBP: 0.328, SLG: 0.399			L9			L4		G6-3		G6-3			5	0	0	0	0	1	2										
Carlos Ruiz, R OBP: 0.328, SLG: 0.369		F7						G6-3		G6-3			3	2	0	0	2	0	0										
43 J.A. Happ, L ERA: 3.12													2	0	0	0	0	1	1										
49 Carlos Marmol, R ERA: 3.69													1	0	0	0	0	0	0										
43 John Grabow, L ERA: 3.12													1	0	0	0	0	0	0										
37 Angel Guzman, R ERA: 2.52													0	0	0	0	0	0	0										
63 Kevin Gregg, R ERA: 4.02													0	0	0	0	0	0	0										
Inning Stats	R: 0 E: 0 K: 1 S: 7	H: 0 LOB: 0 BB: 0 P: 8	R: 0 E: 0 K: 1 S: 9	H: 0 LOB: 0 BB: 0	R: 0 E: 0 K: 1 S: 7	H: 0 LOB: 0 BB: 0 P: 9	R: 0 E: 0 K: 0 S: 7	H: 0 LOB: 0 BB: 0 P: 12	R: 0 E: 0 K: 3 S: 10	H: 0 LOB: 0 BB: 0 P: 14	R: 2 E: 0 K: 0 S: 6	H: 1 LOB: 0 BB: 1 P: 18	R: 0 E: 0 K: 0 S: 6	H: 1 LOB: 2 BB: 0 P: 14	R: 1 E: 0 K: 1 S: 15	H: 0 LOB: 3 BB: 3 P: 31	R: 0 E: 0 K: 0 S: 10	H: 0 LOB: 0 BB: 0 P: 13	R: 0 E: 0 K: 0 S: 10	H: 0 LOB: 0 BB: 0 P: 13	R: 0 E: 0 K: 0 S: 6	H: 0 LOB: 0 BB: 0 P: 9	R: 1 E: 0 K: 2 S: 13	H: 1 LOB: 0 BB: 0 P: 20	1B: 1 2B: 0 3B: 0 HR: 2	SF: 0 SAC: 0 DP: 0 HBP: 1	WP: 0 PB: 0 SB: 0 CS: 0	PA: 45	
PITCHER	IP	WLS	BF	H	R	ER	SO	BB	IBB	HBP	BLK	WP	HR	S	P	ERA	WHIP												
40 Rich Harden, R ERA: 4.3	(1, 1)	7.0	25	2	2	2	6	2	0	0	0	0	0	12	28	13.50	4.500												
49 Carlos Marmol, R ERA: 3.69	(8, 1)	0.2	6	0	1	1	0	3	0	1	0	0	0	0	0	12	28	13.50	4.500										
43 John Grabow, L ERA: 3.12	(8, 1)	0.1	1	0	0	0	1	0	0	0	0	0	0	0	3	3	0.00	0.000											
37 Angel Guzman, R ERA: 2.52	(9, 1)	2.0	6	0	0	0	0	0	0	0	0	0	0	0	20	26	0.00	0.000											
63 Kevin Gregg, R ERA: 4.02	(11, 1)	2.0	L	7	1	1	2	0	0	0	0	0	0	1	19	29	4.50	0.500											

Philadelphia Phillies @ Chicago Cubs
Wrigley Field, Chicago, IL

Tue Aug 11 2009, 7:05 PM CDT
Att: 41,477 - Clear - 65 F

AB 39
R 4
H 3
RBI 4
BB 5
SO 9
LOB 12



Batter	1	2	3	4	5	6	7	8	9	10	11	12	AB	R	H	RBI	BB	SO	LOB	BOTTOM								
2 Ryan Theriot, R OBP: 0.350, SLG: 0.413	G6-3	L4		1B			K			SH1-4		F7	5	0	1	0	0	1	2									
21 Milton Bradley, S OBP: 0.400, SLG: 0.402	G6-3			K			K					F8	6	1	2	1	0	2	1									
25 Derrek Lee, R OBP: 0.388, SLG: 0.532	5B			2B						25	1B		3	1	0	0	3	1	2									
5 Jake Fox, R OBP: 0.352, SLG: 0.563	BB			BB						5	FC5-4		5	0	2	1	1	0	2									
18 Geovany Soto, R OBP: 0.331, SLG: 0.390	L5												4	0	0	0	2	2	3									
12 Alfonso Soriano, R OBP: 0.309, SLG: 0.437	F7												5	0	0	1	0	0	2									
28 Jeff Baker, R OBP: 0.300, SLG: 0.413	1B												5	0	4	0	0	1	2									
27 Sam Fuld, L OBP: 0.359, SLG: 0.371													4	0	1	0	0	1	4									
37 Angel Guzman, R ERA: 2.52													0	0	0	0	0	0	1									
7 Aaron Miles, S OBP: 0.236, SLG: 0.263													0	0	0	0	0	0	1									
63 Kevin Gregg, R ERA: 4.02													0	0	0	0	0	0	0									
40 Rich Harden, L ERA: 4.3	(1, 1)	6.0	27	7	2	2	3	4	0	0	0	0	0	0	11	18	0.00	1.000										
61 Chan Ho Park, R ERA: 4.85	(7, 1)	1.0	4	0	0	0	2	1	0	0	0	0	0	0	9	14	0.00	1.000										
46 Ryan Madson, R ERA: 3.13	(8, 1)	1.0	H	4	1	0	0	2	0	0	0	0	0	9	19	9.00	2.000											
54 Brad Lidge, R ERA: 7.29	(9, 1)	1.0	B	5	1	1	1	1	0	0	0	0	0	9	19	9.00	2.000											
52 Tyler Walker, R ERA: 2.41	(10, 1)	0.2	3	1	0	0	0	0	0	0	0	0	0	6	7	0.00	1.500											
Inning Stats	R: 0 E: 0 K: 1 S: 12	H: 1 LOB: 2 BB: 1 P: 18	R: 0 E: 0 K: 1 S: 9	H: 2 LOB: 2 BB: 0 P: 13	R: 2 E: 0 K: 1 S: 13	H: 2 LOB: 2 BB: 2 P: 26	R: 0 E: 0 K: 1 S: 16	H: 1 LOB: 1 BB: 0 P: 25	R: 0 E: 0 K: 0 S: 6	H: 0 LOB: 0 BB: 0 P: 11	R: 0 E: 0 K: 2 S: 11	H: 0 LOB: 1 BB: 1 P: 18	R: 0 E: 0 K: 1 S: 9	H: 1 LOB: 1 BB: 1 P: 19	R: 1 E: 0 K: 0 S: 7	H: 1 LOB: 1 BB: 0 P: 8	R: 0 E: 0 K: 0 S: 7	H: 0 LOB: 0 BB: 0 P: 11	R: 0 E: 0 K: 1 S: 6	H: 0 LOB: 1 BB: 1 P: 16	1B: 9 2B: 1 3B: 0 HR: 0	SF: 1 SAC: 1 DP: 2 HBP: 0	WP: 0 PB: 0 SB: 1 CS: 0	PA: 51				
PITCHER	IP	WLS	BF	H	R	ER	SO	BB	IBB	HBP	BLK	WP	HR	S	P	ERA	WHIP											
47 Scott Eyre, L ERA: 1.8	(10, 1)	1.1	W	4	0	0	1	0	0	0	0	0	0	0	8	12	0.00	0.000										
37 Chad Durbin, R ERA: 4.53	(12, 1)	1.0	S	4	0	0	1	1	0	0	0	0	0	6	16	0.00	1.000											

Philadelphia Phillies @ Chicago Cubs
Wrigley Field, Chicago, IL

Tue Aug 11 2009, 7:05 PM CDT
Att: 41,477 - Clear - 65 F

AB 42
R 3
H 10
RBI 3
BB 7
SO 10
LOB 21



Batter	1	2	3	4	5	6	7	8	9	AB	R	H	RBI	BB	SO	LOB	TOP
11 Jimmy Rollins, S OBP: 0.295, SLG: 0.419	G4-3		8 HR	2B	HR	F9				4	2	3	1	0	0		Philadelphia Phillies @ Chicago Cubs Wrigley Field, Chicago, IL Wed Aug 12 2009, 7:05 PM CDT Att: 41,133 - Clear - 69 F
8 Shane Victorino, S OBP: 0.376, SLG: 0.474	26 2B		HR	HR	G6-3	K	G4-3			5	2	2	2	0	1		
26 Chase Utley, L OBP: 0.416, SLG: 0.530	6 3B		HR	HR	K			L4		4	2	3	1	0	1	0	
4 Eric Bruntlett, R OBP: 0.198, SLG: 0.200	6 3B		K	HR	K			L5		1	0	0	0	0	0	0	
6 Ryan Howard, L OBP: 0.345, SLG: 0.521	2H		G3-1	HR	HR			L5		4	1	1	1	1	1	1	
29 Raul Ibanez, L OBP: 0.360, SLG: 0.606	K		K	HR	HR			P4		5	1	1	3	0	2	1	
28 Jayson Werth, R OBP: 0.369, SLG: 0.490	F8		K	HR	HR			K		5	2	2	0	0	1	1	
7 Pedro Feliz, R OBP: 0.329, SLG: 0.399	G5-3		HR	HR	HR			F8		5	1	2	1	0	0	0	
Carlos Ruiz, R OBP: 0.330, SLG: 0.367	G5-3		E8	HR	HR			F9		4	1	1	1	1	0	0	
45 Pedro Martinez, R OBP: 0.200, SLG: 0.200	K		G4-3	HR	HR			K		3	0	0	0	0	2	4	
61 Chan Ho Park, R OBP: 0.200, SLG: 0.200			K							1	0	0	0	0	1	0	
37 Chad Durbin, R OBP: 0.200, SLG: 0.200			K							0	0	0	0	0	0	0	
Inning Stats	R: 2 H: 3 E: 0 K: 1 S: 13	H: 3 LOB: 1 BB: 0 P: 23	R: 0 H: 0 E: 0 K: 1 S: 8	H: 0 LOB: 0 BB: 0 P: 13	R: 2 H: 2 E: 0 K: 2 S: 12	H: 2 LOB: 0 BB: 0 P: 20	R: 3 H: 8 E: 1 K: 1 S: 30	H: 8 LOB: 2 BB: 2 P: 54	R: 0 H: 0 E: 0 K: 0 S: 9	H: 0 LOB: 0 BB: 0 P: 12	R: 0 H: 0 E: 0 K: 0 S: 9	H: 0 LOB: 0 BB: 0 P: 13	R: 0 H: 0 E: 0 K: 1 S: 9	H: 0 LOB: 0 BB: 0 P: 12	1B: 6 2B: 3 3B: 2 HR: 3	SF: 0 SAC: 0 DP: 0 HBP: 0	WP: 0 PA: 44 PB: 0 SB: 0 CS: 0
PITCHER	IP WLS BF H R ER SO BB IBB HBP BLK WP HR S P ERA WHIP																
29 Jeff Samardzija, R ERA: 7.81	3.1 L 18 8 7 7 4 0 0 0 0 0 0 1 45 74 18.90 2.400																
45 Sean Marshall, L ERA: 4.35	3.1 19 6 5 5 4 3 0 0 0 0 0 2 48 84 13.50 2.700																
47 Aaron Heilman, R ERA: 4.64	1.1 4 0 0 0 0 0 0 0 0 0 0 0 12 17 0.00 0.000																
49 Carlos Marmol, R ERA: 3.62	1.0 3 0 0 0 1 0 0 0 0 0 0 0 9 12 0.00 0.000																

Batter	1	2	3	4	5	6	7	8	9	AB	R	H	RBI	BB	SO	LOB	BOTTOM		
2 Ryan Theriot, R OBP: 0.352, SLG: 0.415	P3		1B		SF8		G6-3			5	0	3	1	0	0	0	Philadelphia Phillies @ Chicago Cubs Wrigley Field, Chicago, IL Wed Aug 12 2009, 7:05 PM CDT Att: 41,133 - Clear - 69 F		
21 Milton Bradley, S OBP: 0.398, SLG: 0.400	G4-3		F8		1B		G4-3			4	0	1	1	0	0	1			
49 Carlos Marmol, R OBP: 0.330, SLG: 0.388	G4-3		F8		1B		G4-3			0	0	0	0	0	0	0			
18 Geovany Soto, R OBP: 0.330, SLG: 0.388	G4-3		F8		1B		G4-3			1	0	0	0	0	0	1			
25 Derrek Lee, R OBP: 0.368, SLG: 0.533	2B		F9		P3		F8			3	0	1	0	0	0	4			
17 Mike Fontenot, L OBP: 0.299, SLG: 0.388	2B		F9		P3		F8			1	0	0	0	0	0	0			
5 Jake Fox, R OBP: 0.342, SLG: 0.550	K		K		SF8		K			3	0	0	1	0	3	2			
1 Kosuke Fukudome, L OBP: 0.390, SLG: 0.460	P4		P4		F7		K			4	1	1	0	0	1	2			
12 Alfonso Soriano, R OBP: 0.307, SLG: 0.433	K		L7		G6-3		G5-3			4	0	0	0	0	1	1			
28 Jeff Baker, R OBP: 0.301, SLG: 0.410	K		K		F7		F7			3	0	1	1	0	1	0			
47 Aaron Heilman, R OBP: 0.375, SLG: 0.389	K		K		F7		F7			0	0	0	0	0	0	0			
27 Sam Fuld, L OBP: 0.375, SLG: 0.389	1B		1B		1B		1B			1	1	1	0	0	0	0			
55 Koyie Hill, S OBP: 0.301, SLG: 0.312	F8		F8		1B		K			4	2	2	0	0	1	1			
29 Jeff Samardzija, R ERA: 5.4	K		K		1B		F8			1	0	0	0	0	1	1			
45 Sean Marshall, L ERA: 4.06	K		K		1B		F8			0	1	0	0	1	0	0			
7 Aaron Miles, S OBP: 0.232, SLG: 0.259	K		K		1B		F8			2	0	0	1	0	0	1			
Inning Stats	R: 0 H: 1 E: 0 K: 1 S: 12	H: 2 LOB: 1 BB: 0 P: 18	R: 1 H: 2 E: 0 K: 2 S: 14	H: 2 LOB: 1 BB: 0 P: 17	R: 0 H: 1 E: 0 K: 1 S: 11	H: 1 LOB: 1 BB: 0 P: 20	R: 0 H: 0 E: 0 K: 1 S: 8	H: 0 LOB: 0 BB: 0 P: 14	R: 2 H: 3 E: 0 K: 0 S: 19	H: 3 LOB: 2 BB: 1 P: 30	R: 0 H: 0 E: 0 K: 1 S: 5	H: 0 LOB: 0 BB: 0 P: 6	R: 0 H: 0 E: 0 K: 2 S: 7	H: 0 LOB: 0 BB: 0 P: 10	R: 0 H: 3 E: 0 K: 0 S: 11	H: 3 LOB: 1 BB: 0 P: 16	1B: 8 2B: 2 3B: 0 HR: 0	SF: 1 SAC: 0 DP: 0 HBP: 0	WP: 0 PA: 38 PB: 0 SB: 0 CS: 0
PITCHER	IP WLS BF H R ER SO BB IBB HBP BLK WP HR S P ERA WHIP																		
45 Pedro Martinez, R ERA: 5.4	5.0 W 23 7 3 3 5 1 0 0 0 0 0 0 64 99 5.40 1.600																		
61 Chan Ho Park, R ERA: 4.06	3.0 H 9 0 0 0 3 0 0 0 0 0 0 0 17 26 0.00 0.000																		
37 Chad Durbin, R ERA: 4.8	1.0 6 3 2 2 0 0 0 0 0 0 0 0 11 16 18.00 3.000																		

AB	41
R	12
H	14
RBI	12
BB	3
SO	9
LOB	8



Batter	1	2	3	4	5	6	7	8	9	AB	R	H	RBI	BB	SO	LOB	TOP										
11 Jimmy Rollins, S OBP: 0.294, SLG: 0.417	F7		F7					SH2-4		3	0	1	0	0	0	0	Philadelphia Phillies @ Atlanta Braves Turner Field, Atlanta, GA Fri Aug 14 2009, 7:30 PM EDT Att: 37,639 - Partly Cloudy - 86 F										
8 Shane Victorino, S OBP: 0.375, SLG: 0.473	P5							P2		4	1	1	0	0	1	2											
26 Chase Utley, L OBP: 0.419, SLG: 0.536	F8							P5		4	1	1	2	0	1	1											
6 Ryan Howard, L OBP: 0.349, SLG: 0.535	L5							HR		3	1	1	1	1	0	0											
29 Raul Ibanez, L OBP: 0.356, SLG: 0.599	G4-3							HR		4	0	0	0	0	2	1											
28 Jayson Werth, R OBP: 0.367, SLG: 0.485										4	0	2	0	0	2	0											
7 Pedro Feliz, R OBP: 0.330, SLG: 0.406	L5									4	0	0	0	0	1	3											
Carlos Ruiz, R OBP: 0.326, SLG: 0.362										3	0	0	0	0	0	0											
56 Joe Blanton, R OBP: 0.150, SLG: 0.056										2	0	0	0	0	2	0											
10 Ben Francisco, R (8, PH) OBP: 0.332, SLG: 0.435										1	0	1	0	0	0	0											
46 Ryan Madson, L OBP: 0.367, SLG: 0.485										0	0	0	0	0	0	0											
54 Brad Lidge, R OBP: 0.367, SLG: 0.485										0	0	0	0	0	0	0											
Inning Stats	R: 0 E: 0 K: 0 S: 6	H: 0 LOB: 0 BB: 0 P: 7	R: 0 E: 0 K: 0 S: 13	H: 1 LOB: 1 BB: 0 P: 18	R: 0 E: 0 K: 1 S: 7	H: 0 LOB: 0 BB: 0 P: 8	R: 2 E: 0 K: 1 S: 18	H: 3 LOB: 1 BB: 1 P: 27	R: 0 E: 0 K: 2 S: 13	H: 1 LOB: 1 BB: 0 P: 15	R: 0 E: 0 K: 1 S: 9	H: 0 LOB: 0 BB: 0 P: 15	R: 0 E: 0 K: 1 S: 8	H: 0 LOB: 0 BB: 0 P: 13	R: 0 E: 0 K: 0 S: 9	H: 1 LOB: 1 BB: 0 P: 14	R: 1 E: 0 K: 3 S: 11	H: 1 LOB: 0 BB: 0 P: 14	1B: 3 2B: 2 3B: 0 HR: 2	SF: 0 SAC: 1 DP: 1 HBP: 0	WP: 0 PB: 0 SB: 0 CS: 0	PA: 34					
PITCHER	IP	WLS	BF	H	R	ER	SO	BB	IBB	HBP	BLK	WP	HR	S	P	ERA	WHIP										
49 Jair Jurnens, R ERA: 2.99	7.0		26	5	2	2	6	1	0	0	0	0	1	74	103	2.57	0.857										
51 Michael Gonzalez, L ERA: 2.67	1.0		4	1	0	0	0	0	0	0	0	0	0	9	14	0.00	1.000										
Rafael Soriano, R ERA: 2.55	1.0	L	4	1	1	1	3	0	0	0	0	0	1	11	14	9.00	1.000										

Batter	1	2	3	4	5	6	7	8	9	AB	R	H	RBI	BB	SO	LOB	BOTTOM										
13 Nate McLouth, L OBP: 0.346, SLG: 0.443	10 1B		F8							5	1	2	0	0	1	2	Philadelphia Phillies @ Atlanta Braves Turner Field, Atlanta, GA Fri Aug 14 2009, 7:30 PM EDT Att: 37,639 - Partly Cloudy - 86 F										
14 Martin Prado, R OBP: 0.364, SLG: 0.475	G6-3									3	0	1	0	0	0	1											
10 Chipper Jones, S OBP: 0.411, SLG: 0.494										4	0	2	1	0	0	1											
16 Brian McCann, L OBP: 0.358, SLG: 0.484	G4-6-3									4	0	0	0	0	0	4											
18 Garret Anderson, L OBP: 0.312, SLG: 0.432	F9									4	0	0	0	0	0	0											
19 Yunel Escobar, R OBP: 0.371, SLG: 0.457	F8									4	1	0	0	0	0	0											
22 Adam LaRoche, L OBP: 0.343, SLG: 0.467										3	0	2	0	1	1	1											
23 Matt Diaz, R OBP: 0.352, SLG: 0.442										0	0	0	0	0	0	0											
25 Ryan Church, L OBP: 0.346, SLG: 0.389	F8									4	0	1	1	0	1	3											
49 Jair Jurnens, R ERA: 2.99										2	0	0	0	0	0	1											
2 Kelly Johnson, L OBP: 0.305, SLG: 0.400										1	0	0	0	0	0	0											
51 Michael Gonzalez, R ERA: 2.67										0	0	0	0	0	0	0											
Rafael Soriano, R ERA: 2.55										0	0	0	0	0	0	0											
20 Greg Norton, S OBP: 0.195, SLG: 0.172										0	0	0	0	1	0	0											
4 Omar Infante, R OBP: 0.336, SLG: 0.422										0	0	0	0	0	0	0											
Inning Stats	R: 1 E: 0 K: 0 S: 10	H: 2 LOB: 0 BB: 0 P: 14	R: 0 E: 0 K: 0 S: 13	H: 1 LOB: 1 BB: 0 P: 20	R: 0 E: 0 K: 0 S: 9	H: 2 LOB: 2 BB: 0 P: 14	R: 1 E: 1 K: 1 S: 11	H: 1 LOB: 1 BB: 0 P: 19	R: 0 E: 0 K: 0 S: 4	H: 1 LOB: 1 BB: 0 P: 7	R: 0 E: 0 K: 0 S: 8	H: 0 LOB: 0 BB: 1 P: 18	R: 0 E: 0 K: 1 S: 10	H: 0 LOB: 0 BB: 0 P: 16	R: 0 E: 0 K: 0 S: 5	H: 0 LOB: 0 BB: 0 P: 6	R: 0 E: 0 K: 1 S: 10	H: 1 LOB: 2 BB: 1 P: 19	1B: 6 2B: 2 3B: 0 HR: 0	SF: 0 SAC: 1 DP: 1 HBP: 0	WP: 0 PB: 0 SB: 1 CS: 0	PA: 37					
PITCHER	IP	WLS	BF	H	R	ER	SO	BB	IBB	HBP	BLK	WP	HR	S	P	ERA	WHIP										
56 Joe Blanton, R ERA: 3.88	7.0		29	7	2	1	2	1	0	0	0	0	0	65	108	1.29	1.143										
46 Ryan Madson, R ERA: 3.02	1.0	W	3	0	0	0	0	0	0	0	0	0	0	5	6	0.00	0.000										
54 Brad Lidge, R ERA: 7.12	1.0	S	5	1	0	0	1	1	0	0	0	0	0	10	19	0.00	2.000										

Batter	1	2	3	4	5	6	7	8	9	AB	R	H	RBI	BB	SO	LOB	TOP								
11 Jimmy Rollins, S OBP: 0.292, SLG: 0.414										4	0	0	0	0	0	4	Philadelphia Phillies @ Atlanta Braves Turner Field, Atlanta, GA Sat Aug 15 2009, 4:00 PM EDT Att: 44,043 - Partly Cloudy - 86 F								
8 Shane Victorino, S OBP: 0.376, SLG: 0.477										3	1	1	0	1	0	0									
26 Chase Utley, L OBP: 0.416, SLG: 0.531										4	0	0	0	0	0	2									
6 Ryan Howard, L OBP: 0.347, SLG: 0.530										4	0	0	1	0	1	1									
28 Jayson Werth, R OBP: 0.369, SLG: 0.491										3	1	1	1	1	0	0									
29 Raul Ibanez, L OBP: 0.358, SLG: 0.604										4	1	2	0	0	0	2									
7 Pedro Feliz, R OBP: 0.329, SLG: 0.410										4	0	1	1	0	0	1									
Carlos Ruiz, R OBP: 0.328, SLG: 0.369										4	0	2	0	0	0	1									
35 Cole Hamels, L ERA: 4.13										2	0	0	0	0	0	1									
19 Greg Maddux, R OBP: 0.304, SLG: 0.450										0	0	0	0	0	0	0									
10 Ben Francisco, R OBP: 0.332, SLG: 0.433										1	0	0	0	0	0	1									
47 Scott Eyre, L ERA: 2.62										0	0	0	0	0	0	0									
37 Chad Durbin, R OBP: 0.290, SLG: 0.290										0	0	0	0	0	0	0									
46 Ryan Madson, L ERA: 2.97										0	0	0	0	0	0	0									
12 Matt Stairs, L OBP: 0.388										1	0	0	0	0	0	1									
54 Brad Lidge, R ERA: 3.27										0	0	0	0	0	0	0									
Inning Stats	R: 0 E: 0 K: 0 S: 6	H: 0 LOB: 0 BB: 0 P: 10	R: 0 E: 0 K: 0 S: 8	H: 0 LOB: 0 BB: 0 P: 12	R: 0 E: 0 K: 0 S: 7	H: 1 LOB: 1 BB: 0 P: 8	R: 1 E: 0 K: 0 S: 9	H: 1 LOB: 0 BB: 0 P: 14	R: 1 E: 0 K: 1 S: 9	H: 2 LOB: 1 BB: 0 P: 13	R: 0 E: 0 K: 0 S: 8	H: 0 LOB: 0 BB: 0 P: 11	R: 1 E: 0 K: 1 S: 11	H: 3 LOB: 2 BB: 0 P: 21	R: 0 E: 0 K: 1 S: 9	H: 0 LOB: 2 BB: 2 P: 23	R: 0 E: 0 K: 1 S: 6	H: 0 LOB: 0 BB: 0 P: 8	1B: 1 2B: 3 3B: 2 HR: 1	SF: 0 SAC: 0 DP: 0 HBP: 0	WP: 0 PB: 0 SB: 1 CS: 0	PA: 36			
PITCHER	IP	WLS	BF	H	R	ER	SO	BB	IBB	HBP	BLK	WP	HR	S	P	ERA	WHIP								
11 Kenshin Kawakami, R ERA: 4.13	6.1		26	7	3	3	1	0	0	0	0	0	1	53	79	4.26	1.105								
34 Eric O'Flaherty, L ERA: 3.46	0.2	H	2	0	0	0	1	0	0	0	0	0	0	5	10	0.00	0.000								
51 Michael Gonzalez, L ERA: 2.62	1.0	H	5	0	0	0	1	1	1	0	0	0	0	9	23	0.00	1.000								
58 Peter Moylan, R ERA: 3.27	1.0	W	3	0	0	0	1	0	0	0	0	0	0	6	8	0.00	0.000								

Batter	1	2	3	4	5	6	7	8	9	AB	R	H	RBI	BB	SO	LOB	BOTTOM								
13 Nate McLouth, L OBP: 0.346, SLG: 0.441										2	0	0	0	1	0	0	Philadelphia Phillies @ Atlanta Braves Turner Field, Atlanta, GA Sat Aug 15 2009, 4:00 PM EDT Att: 44,043 - Partly Cloudy - 86 F								
25 Ryan Church, L OBP: 0.344, SLG: 0.387										2	0	0	0	0	2	4									
14 Martin Prado, R OBP: 0.361, SLG: 0.470										3	0	0	0	0	0	1									
4 Omar Infante, R OBP: 0.386, SLG: 0.424										2	0	1	1	0	1	1									
10 Chipper Jones, S OBP: 0.414, SLG: 0.496										3	1	2	0	1	0	1									
16 Brian McCann, L OBP: 0.357, SLG: 0.490										4	1	1	2	0	1	3									
19 Yunel Escobar, R OBP: 0.368, SLG: 0.452										4	0	0	0	0	0	0									
18 Garret Anderson, L OBP: 0.311, SLG: 0.429										4	1	1	0	0	0	0									
23 Matt Diaz, R OBP: 0.356, SLG: 0.443										2	1	1	0	1	0	0									
22 Adam LaRoche, L OBP: 0.347, SLG: 0.467										2	0	1	0	2	1	1									
11 Kenshin Kawakami, R OBP: 0.189, SLG: 0.118										2	0	0	0	0	0	3									
34 Eric O'Flaherty, L ERA: 1.75										0	0	0	0	0	0	0									
33 Javier Vazquez, R OBP: 0.298, SLG: 0.222										0	0	0	0	0	0	0									
51 Michael Gonzalez, R ERA: 2.62										0	0	0	0	0	0	0									
58 Peter Moylan, R ERA: 3.27										0	0	0	0	0	0	0									
20 Greg Norton, S OBP: 0.208, SLG: 0.172										0	0	0	0	0	0	0									
Inning Stats	R: 0 E: 0 K: 0 S: 13	H: 0 LOB: 1 BB: 1 P: 21	R: 0 E: 0 K: 0 S: 9	H: 1 LOB: 2 BB: 1 P: 15	R: 2 E: 0 K: 0 S: 10	H: 2 LOB: 0 BB: 0 P: 15	R: 0 E: 0 K: 1 S: 13	H: 0 LOB: 1 BB: 1 P: 23	R: 0 E: 0 K: 1 S: 15	H: 0 LOB: 1 BB: 1 P: 25	R: 0 E: 0 K: 2 S: 8	H: 0 LOB: 0 BB: 0 P: 12	R: 0 E: 0 K: 2 S: 9	H: 1 LOB: 1 BB: 0 P: 15	R: 0 E: 0 K: 0 S: 8	H: 1 LOB: 0 BB: 0 P: 9	R: 2 E: 1 K: 1 S: 9	H: 2 LOB: 3 BB: 2 P: 18	1B: 6 2B: 0 3B: 0 HR: 1	SF: 0 SAC: 2 DP: 1 HBP: 0	WP: 0 PB: 0 SB: 1 CS: 0	PA: 38			
PITCHER	IP	WLS	BF	H	R	ER	SO	BB	IBB	HBP	BLK	WP	HR	S	P	ERA	WHIP								
35 Cole Hamels, L ERA: 4.69	6.0		25	3	2	2	2	4	0	0	0	0	0	6	11	0.00	1.500								
47 Scott Eyre, L ERA: 1.75	0.2	H	3	1	0	0	1	0	0	0	0	0	0	6	11	0.00	1.500								
37 Chad Durbin, R ERA: 4.76	0.1	H	1	0	0	0	1	0	0	0	0	0	0	3	4	0.00	0.000								
46 Ryan Madson, R ERA: 2.97	1.0	H	3	1	0	0	0	0	0	0	0	0	0	8	9	0.00	1.000								
54 Brad Lidge, R ERA: 7.27	0.1	L	6	2	2	1	1	1	1	0	0	0	0	9	18	27.00	9.000								

Batter	1	2	3	4	5	6	7	8	9	AB	R	H	RBI	BB	SO	LOB	TOP										
11 Jimmy Rollins, S OBP: 0.291, SLG: 0.412	F9		F8			6 HR	P4			4	1	1	0	0	0	1	Philadelphia Phillies @ Atlanta Braves Turner Field, Atlanta, GA Sun Aug 16 2009, 8:00 PM EDT Att: 25,215 - Cloudy - 72 F										
8 Shane Victorino, S OBP: 0.377, SLG: 0.479	26 LG 2B			K		6 HR	P4			4	1	2	0	0	1	0											
26 Chase Utley, L OBP: 0.414, SLG: 0.527	L6			K			28 LG L4-6 6 1B			3	0	0	0	1	2	3											
6 Ryan Howard, L OBP: 0.352, SLG: 0.547		HR				1-2H 2H	HR			3	2	3	4	1	0	0											
28 Jayson Werth, R OBP: 0.366, SLG: 0.487	K2-3			G6-3			K			4	0	0	0	0	2	3											
29 Raul Ibanez, L OBP: 0.354, SLG: 0.597	K			K			F7			4	0	0	0	0	2	0											
7 Pedro Feliz, R OBP: 0.328, SLG: 0.408	G5-3						G5-3			4	0	1	0	0	1	0											
Carlos Ruiz, R OBP: 0.324, SLG: 0.363			G1-3			FC4-6 1B	G6-3			4	0	0	0	0	0	1											
43 J.A. Happ, L OBP: 0.121, SLG: 0.125			G3				G1-3			2	0	0	0	1	0	1											
46 Ryan Madson, L 47 Scott Eyre, L 54 Brad Lidge, R										0	0	0	0	0	0	0											
Inning Stats	R: 0 E: 0 K: 0 S: 4	H: 1 LOB: 0 BB: 0 P: 5	R: 1 E: 0 K: 2 S: 13	H: 1 LOB: 0 BB: 0 P: 16	R: 0 E: 0 K: 0 S: 5	H: 0 LOB: 0 BB: 0 P: 8	R: 0 E: 0 K: 2 S: 12	H: 0 LOB: 1 BB: 0 P: 24	R: 0 E: 0 K: 1 S: 12	H: 1 LOB: 1 BB: 0 P: 15	R: 3 E: 0 K: 2 S: 16	H: 3 LOB: 0 BB: 0 P: 25	R: 0 E: 0 K: 0 S: 7	H: 0 LOB: 1 BB: 1 P: 14	R: 0 E: 0 K: 0 S: 7	H: 1 LOB: 1 BB: 1 P: 14	R: 0 E: 0 K: 1 S: 9	H: 0 LOB: 0 BB: 0 P: 11	1B: 4 2B: 3 3B: 0 HR: 2	SF: 0 SAC: 0 DP: 2 HBP: 0	WP: 0 PB: 0 SB: 0 CS: 0	PA: 35					
PITCHER	IP	WLS	BF	H	R	ER	SO	BB	IBB	HBP	BLK	WP	HR	S	P	ERA	WHIP										
33 Javier Vazquez, R ERA: 2.99	7.0	L	28	6	4	4	7	2	0	0	0	0	2	69	107	5.14	1.143										
34 Eric O'Flaherty, L ERA: 3.33	1.0		4	1	0	0	0	1	0	0	0	0	0	7	14	0.00	2.000										
54 Kris Medlen, R ERA: 4.4	1.0		3	0	0	0	1	0	0	0	0	0	0	9	11	0.00	0.000										

Batter	1	2	3	4	5	6	7	8	9	AB	R	H	RBI	BB	SO	LOB	BOTTOM										
4 Omar Infante, R OBP: 0.387, SLG: 0.411	G5-3		18 FC4-6 BB				F7		P4	3	0	0	0	2	0	2	Philadelphia Phillies @ Atlanta Braves Turner Field, Atlanta, GA Sun Aug 16 2009, 8:00 PM EDT Att: 25,215 - Cloudy - 72 F										
18 Garret Anderson, L OBP: 0.311, SLG: 0.425	16 2B HBP		FC4-6 10 G5-4-3			G4-3	G3-6-3			3	0	0	0	0	0	3											
10 Chipper Jones, S OBP: 0.410, SLG: 0.490	F7		G5-4-3			K				4	0	0	0	0	1	2											
16 Brian McCann, L OBP: 0.358, SLG: 0.491	G3-1					22 BB 23 1B	G4-3			3	0	1	0	1	0	0											
19 Yunel Escobar, R OBP: 0.367, SLG: 0.449	K					F8				4	0	1	0	0	2	3											
23 Matt Diaz, R OBP: 0.358, SLG: 0.457	G5-3					22 BB 1B	K			4	1	2	1	0	1	1											
22 Adam LaRoche, L OBP: 0.346, SLG: 0.464	L3		F7				G3			3	0	0	0	1	0	0											
25 Ryan Church, L OBP: 0.343, SLG: 0.383							F7			3	0	0	0	1	0	3											
33 Javier Vazquez, R OBP: 0.200, SLG: 0.213	L5						G6-3			2	0	0	0	0	0	1											
14 Martin Prado, R OBP: 0.363, SLG: 0.470							18 G3-6-3 BB			0	0	0	0	1	0	0											
34 Eric O'Flaherty, L 54 Kris Medlen, S 20 Greg Norton, S										0	0	0	0	0	0	0											
Inning Stats	R: 0 E: 0 K: 1 S: 9	H: 1 LOB: 2 BB: 0 P: 17	R: 0 E: 0 K: 0 S: 6	H: 0 LOB: 1 BB: 1 P: 12	R: 0 E: 0 K: 0 S: 4	H: 0 LOB: 0 BB: 1 P: 10	R: 1 E: 0 K: 1 S: 11	H: 1 LOB: 0 BB: 0 P: 14	R: 0 E: 0 K: 0 S: 9	H: 0 LOB: 1 BB: 1 P: 17	R: 0 E: 0 K: 1 S: 12	H: 1 LOB: 3 BB: 2 P: 28	R: 0 E: 0 K: 0 S: 6	H: 0 LOB: 0 BB: 1 P: 11	R: 0 E: 0 K: 1 S: 10	H: 1 LOB: 1 BB: 0 P: 16	R: 0 E: 0 K: 0 S: 9	H: 0 LOB: 0 BB: 1 P: 16	1B: 2 2B: 1 3B: 0 HR: 1	SF: 0 SAC: 0 DP: 2 HBP: 1	WP: 0 PB: 0 SB: 0 CS: 0	PA: 37					
PITCHER	IP	WLS	BF	H	R	ER	SO	BB	IBB	HBP	BLK	WP	HR	S	P	ERA	WHIP										
43 J.A. Happ, L ERA: 2.66	7.2	W	31	3	1	1	3	6	0	1	0	0	0	5	8	0.00	3.000										
46 Ryan Madson, R ERA: 2.95	0.1	H	2	1	0	0	1	0	0	0	0	0	0	7	13	0.00	1.500										
47 Scott Eyre, L ERA: 1.71	0.2	H	3	0	0	0	0	1	0	0	0	0	0	2	3	0.00	0.000										
54 Brad Lidge, R ERA: 7.21	0.1	S	1	0	0	0	0	0	0	0	0	0	0	0	0	0.00	0.000										



Batter	1	2	3	4	5	6	7	8	9	AB	R	H	RBI	BB	SO	LOB	TOP																	
6 Stephen Drew, L (1,6) OBP: 0.329, SLG: 0.456										4	1	1	1	0	1	0	Arizona Diamondbacks @ Philadelphia Phillies Citizens Bank Park, Philadelphia, PA Tue Aug 18 2009, 7:05 PM EDT Att: 45,186 - Cloudy - 88 F																	
14 Ryan Roberts, R (1,7) OBP: 0.371, SLG: 0.438										4	0	2	0	0	0	0																		
18 Gerardo Parra, L (1,8) OBP: 0.326, SLG: 0.422										4	0	0	0	0	0	2																		
27 Mark Reynolds, R (1,5)										3	0	0	0	0	1	1																		
26 Miguel Montero, L (1,2) OBP: 0.350, SLG: 0.497										3	0	1	0	0	0	1																		
4 Rusty Ryal, R (1,4) OBP: 0.444, SLG: 0.813										3	0	0	0	0	3	1																		
28 Alex Romero, L (1,9)										3	0	0	0	0	1	0																		
29 Josh Whitesell, L (1,3)										3	0	0	0	0	0	0																		
52 Jon Garland, R (1,1) OBP: 0.111, SLG: 0.094										2	0	0	0	0	1	0																		
46 Daniel Schiereth, L (6,1) 47 Leo Rosales, R (7,1) 19 Chris Snyder, R (8,PH) 57 Jon Rauch, R (8,1)										0	0	0	0	0	0	0																		
Inning Stats	R: 1 E: 0 K: 1 S: 12	H: 2 LOB: 0 BB: 0 P: 22	R: 0 E: 0 K: 1 S: 5	H: 0 LOB: 0 BB: 0 P: 6	R: 0 E: 0 K: 1 S: 9	H: 0 LOB: 0 BB: 0 P: 10	R: 0 E: 0 K: 0 S: 5	H: 1 LOB: 1 BB: 0 P: 6	R: 0 E: 0 K: 1 S: 8	H: 0 LOB: 0 BB: 0 P: 14	R: 0 E: 0 K: 0 S: 10	H: 0 LOB: 0 BB: 0 P: 15	R: 0 E: 0 K: 1 S: 10	H: 1 LOB: 1 BB: 0 P: 17	R: 0 E: 0 K: 2 S: 7	H: 0 LOB: 0 BB: 0 P: 8	R: 0 E: 0 K: 1 S: 5	H: 0 LOB: 0 BB: 0 P: 9	1B: 3 2B: 0 3B: 0 HR: 1	SF: 0 SAC: 0 DP: 1 HBP: 0	WP: 0 PB: 0 CS: 0	PA: 30												
PITCHER	IP WLS BF H R ER SO BB IBB HBP BLK WP HR S P ERA WHIP	IP WLS BF H R ER SO BB IBB HBP BLK WP HR S P ERA WHIP																																
45 Pedro Martinez, R (1,1) ERA: 4.5	3.0	W	10	2	1	1	3	0	0	0	0	0	0	0	0	0	3.00	0.667																
50 Jamie Moyer, L (4,1) ERA: 5.22	6.0	W	20	2	0	0	5	0	0	0	0	0	0	0	0	0	0.00	0.333																

Batter	1	2	3	4	5	6	7	8	9	AB	R	H	RBI	BB	SO	LOB	BOTTOM																	
11 Jimmy Rollins, S (1,6) OBP: 0.290, SLG: 0.410										5	0	1	0	0	1	3	Arizona Diamondbacks @ Philadelphia Phillies Citizens Bank Park, Philadelphia, PA Tue Aug 18 2009, 7:05 PM EDT Att: 45,186 - Cloudy - 88 F																	
8 Shane Victorino, S (1,8) OBP: 0.377, SLG: 0.478										5	0	2	0	0	0	1																		
26 Chase Utley, L (1,4) OBP: 0.418, SLG: 0.527										2	1	1	0	2	0	1																		
6 Ryan Howard, L (1,3)										5	0	0	0	0	2	8																		
28 Jayson Werth, R (1,9) OBP: 0.367, SLG: 0.496										4	2	2	2	0	0	6																		
29 Raul Ibanez, L (1,7) OBP: 0.353, SLG: 0.592										3	1	0	0	1	1	3																		
7 Pedro Feliz, R (1,5) OBP: 0.327, SLG: 0.407										4	0	1	1	0	0	0																		
Carlos Ruiz, R (1,2) OBP: 0.333, SLG: 0.383										3	1	3	2	1	0	0																		
45 Pedro Martinez, R (1,1) ERA: 4.42										1	0	0	0	0	1	1																		
50 Jamie Moyer, L (4,1) OBP: 0.293, SLG: 0.152										3	0	2	0	0	1	1																		
Inning Stats	R: 0 E: 0 K: 1 S: 12	H: 2 LOB: 3 BB: 1 P: 21	R: 0 E: 0 K: 1 S: 9	H: 1 LOB: 1 BB: 0 P: 13	R: 3 E: 1 K: 0 S: 12	H: 3 LOB: 2 BB: 1 P: 23	R: 0 E: 0 K: 0 S: 8	H: 1 LOB: 0 BB: 0 P: 10	R: 1 E: 0 K: 1 S: 10	H: 1 LOB: 0 BB: 0 P: 11	R: 1 E: 0 K: 1 S: 14	H: 3 LOB: 3 BB: 1 P: 23	R: 0 E: 0 K: 1 S: 5	H: 0 LOB: 1 BB: 1 P: 12	R: 0 E: 0 K: 1 S: 10	H: 1 LOB: 1 BB: 0 P: 14	1B: 9 2B: 1 3B: 0 HR: 2	SF: 0 SAC: 0 DP: 0 HBP: 1	WP: 1 PB: 0 CS: 0	PA: 40														
PITCHER	IP WLS BF H R ER SO BB IBB HBP BLK WP HR S P ERA WHIP	IP WLS BF H R ER SO BB IBB HBP BLK WP HR S P ERA WHIP																																
52 Jon Garland, R (1,1) ERA: 4.42	5.1	L	29	11	5	5	3	1	1	1	0	0	0	0	0	0	8.44	2.250																
46 Daniel Schiereth, L (6,1) ERA: 5.87	1.0		4	0	0	0	1	1	0	0	0	0	0	0	0	0	0.00	1.000																
47 Leo Rosales, R (7,1) ERA: 4.3	0.2		3	0	0	0	1	1	0	0	0	0	0	0	0	0	0.00	1.500																
57 Jon Rauch, R (8,1) ERA: 3.86	1.0		4	1	0	0	1	0	0	0	0	0	0	0	0	0	0.00	1.000																

AB 30
R 1
H 4
RBI 1
BB 0
SO 8
LOB 5



AB 35
R 5
H 12
RBI 5
BB 4
SO 6
LOB 24



Batter	1	2	3	4	5	6	7	8	9	AB	R	H	RBI	BB	SO	LOB	TOP			
14 Ryan Roberts, R OBP: 0.364, SLG: 0.429										4	1	0	0	0	1	2	Arizona Diamondbacks @ Philadelphia Phillies Citizens Bank Park, Philadelphia, PA Wed Aug 19 2009, 7:05 PM EDT Att: 45,356 - Overcast - 88 F			
11 Augie Ojeda, S OBP: 0.340, SLG: 0.323 35 Clay Zavada, L (6, 1)										3	0	0	0	0	1	2				
58 Juan Gutierrez, R (7, 1) 55 Blaine Boyer, R (8, 1)										0	0	0	0	0	0	0				
29 Josh Whitesell, L OBP: 0.348, SLG: 0.290 6 Stephen Drew, L OBP: 0.326, SLG: 0.453										3	0	0	1	0	0	0				
27 Mark Reynolds, R OBP: 0.371, SLG: 0.595										4	0	0	0	0	4	0				
4 Rusty Ryal, R OBP: 0.429, SLG: 0.722										2	0	0	0	0	1	0				
16 Trent Oeltjen, L OBP: 0.306, SLG: 0.596										3	0	0	0	0	1	1				
19 Chris Snyder, R OBP: 0.333, SLG: 0.356										3	0	0	0	0	1	0				
28 Alex Romero, L OBP: 0.333, SLG: 0.364										3	0	1	0	0	0	0				
15 Dan Haren, R OBP: 0.259, SLG: 0.364 18 Chad Tracy, L OBP: 0.292, SLG: 0.380										1	0	0	0	0	1	0				
										2	0	1	0	0	1	1				
Inning Stats	R: 0 E: 0 K: 1 S: 9	H: 0 LOB: 0 BB: 0 P: 15	R: 0 E: 0 K: 1 S: 7	H: 0 LOB: 0 BB: 0 P: 9	R: 0 E: 0 K: 1 S: 10	H: 0 LOB: 0 BB: 0 P: 12	R: 1 E: 1 K: 1 S: 8	H: 0 LOB: 0 BB: 0 P: 9	R: 0 E: 0 K: 1 S: 9	H: 1 LOB: 0 BB: 0 P: 11	R: 0 E: 0 K: 2 S: 12	H: 0 LOB: 1 BB: 0 P: 16	R: 0 E: 0 K: 2 S: 8	H: 1 LOB: 1 BB: 0 P: 9	R: 0 E: 0 K: 1 S: 5	H: 0 LOB: 0 BB: 0 P: 8	1B: 2 2B: 0 3B: 0 HR: 0	SF: 1 SAC: 0 DP: 0 HBP: 1	WP: 0 PB: 0 CS: 0	PA: 31
PITCHER 34 Cliff Lee, L ERA: 2.72	IP: 9.0 WLS: W BF: 31	H: 2 R: 1 ER: 0 SO: 11	BB: 0 IBB: 0 HBP: 1 BLK: 0	WP: 0 HR: 0 S: 81 P: 106	ERA: 0.00 WHIP: 0.222	PITCHER										IP: 9.0 WLS: W BF: 31	H: 2 R: 1 ER: 0 SO: 11	BB: 0 IBB: 0 HBP: 1 BLK: 0	WP: 0 HR: 0 S: 81 P: 106	ERA: 0.00 WHIP: 0.222

Batter	1	2	3	4	5	6	7	8	9	AB	R	H	RBI	BB	SO	LOB	BOTTOM			
11 Jimmy Rollins, S OBP: 0.290, SLG: 0.410										5	1	1	0	0	1	2	Arizona Diamondbacks @ Philadelphia Phillies Citizens Bank Park, Philadelphia, PA Wed Aug 19 2009, 7:05 PM EDT Att: 45,356 - Overcast - 88 F			
8 Shane Victorino, S OBP: 0.380, SLG: 0.481										3	2	2	1	1	0	0				
26 Chase Utley, L OBP: 0.419, SLG: 0.533										4	1	2	2	0	0	3				
6 Ryan Howard, L OBP: 0.348, SLG: 0.545										4	1	1	3	0	2	1				
28 Jayson Werth, R OBP: 0.370, SLG: 0.513										4	2	3	2	0	0	0				
29 Raul Ibanez, L OBP: 0.352, SLG: 0.589										4	0	1	0	0	3	0				
7 Pedro Feliz, R OBP: 0.325, SLG: 0.403										4	0	0	0	0	0	2				
23 Paul Bako, L OBP: 0.231, SLG: 0.262										4	0	1	0	0	3	2				
34 Cliff Lee, L OBP: 0.316, SLG: 0.389										4	1	2	0	0	1	3				
Inning Stats	R: 0 E: 0 K: 1 S: 12	H: 1 LOB: 1 BB: 0 P: 18	R: 0 E: 0 K: 1 S: 10	H: 2 LOB: 0 BB: 0 P: 15	R: 2 E: 0 K: 1 S: 11	H: 1 LOB: 0 BB: 1 P: 18	R: 0 E: 0 K: 2 S: 10	H: 1 LOB: 0 BB: 0 P: 15	R: 4 E: 0 K: 1 S: 14	H: 4 LOB: 0 BB: 0 P: 24	R: 1 E: 0 K: 1 S: 15	H: 2 LOB: 1 BB: 0 P: 24	R: 1 E: 0 K: 2 S: 11	H: 1 LOB: 0 BB: 0 P: 16	R: 0 E: 0 K: 1 S: 9	H: 1 LOB: 0 BB: 0 P: 11		1B: 7 2B: 2 3B: 0 HR: 4	SF: 0 SAC: 0 DP: 1 HBP: 0	WP: 1 PB: 0 CS: 0
PITCHER 15 Dan Haren, R ERA: 2.74 35 Clay Zavada, L ERA: 3.03 58 Juan Gutierrez, R ERA: 4.53 55 Blaine Boyer, R ERA: 4.33	IP: 5.0 WLS: L BF: 25	H: 9 R: 6 ER: 6 SO: 6	BB: 1 IBB: 0 HBP: 0 BLK: 0	WP: 0 HR: 3 S: 57 P: 90	ERA: 10.80 WHIP: 2.000	PITCHER										IP: 5.0 WLS: L BF: 25	H: 9 R: 6 ER: 6 SO: 6	BB: 1 IBB: 0 HBP: 0 BLK: 0	WP: 0 HR: 3 S: 57 P: 90	ERA: 10.80 WHIP: 2.000

Batter	1	2	3	4	5	6	7	8	9	AB	R	H	RBI	BB	SO	LOB	TOP					
11 Jimmy Rollins, S (1,6) OBP: 0.293, SLG: 0.412	G3-1 1B		L6 1B		P6 1B				G3-1 2B	5	0	2	0	0	0	3	Philadelphia Phillies @ New York Mets Citi Field, Flushing, NY Fri Aug 21 2009, 7:10 PM EDT Att: 38,243 - Overcast - 75 F					
8 Shane Victorino, S (1,8) OBP: 0.379, SLG: 0.481	K 1B		P4 1B		BB				1B 1B	4	0	1	0	1	2	1						
26 Chase Utley, L (1,4) OBP: 0.421, SLG: 0.532	6 1B				F7 1B				K 1B	4	1	2	0	1	1	3						
6 Ryan Howard, L (1,3) OBP: 0.351, SLG: 0.551	1H 1B		L9 1B						K 1B	5	1	2	1	0	2	5						
28 Jayson Werth, R (1,9) OBP: 0.371, SLG: 0.516	K 1B		G6-3 1B						K 1B	3	0	0	0	0	2	2						
29 Raul Ibanez, L (1,7) OBP: 0.351, SLG: 0.585	K 1B		G4-3 1B						G5-4-3 1B	4	0	1	0	0	1	2						
19 Greg Dobbs, L (1,5) OBP: 0.329, SLG: 0.429	F9 1B		FC6-4 1B						F7 1B	2	0	1	0	0	0	0						
7 Pedro Feliz, R (4,5) OBP: 0.322, SLG: 0.399			1B						F7 1B	2	0	1	1	0	0	1						
Carlos Ruiz, R (1,2) OBP: 0.336, SLG: 0.391	F7 1B		FC6-4 1B						G5-4-3 1B	3	0	0	0	0	0	2						
35 Cole Hamels, L (1,1) OBP: 0.163, SLG: 0.214			K 1B						G3 1B	2	0	0	0	0	2	0						
10 Ben Francisco, R (6,PH) OBP: 0.329, SLG: 0.429										1	0	0	0	0	0	3						
61 Chan Ho Park, R (6,1) OBP: 0.294, SLG: 0.357										0	0	0	0	0	0	0						
46 Ryan Madson, L (8,1) OBP: 0.354, SLG: 0.383										0	0	0	0	0	0	0						
12 Matt Stairs, L (9,PH) OBP: 0.354, SLG: 0.383										1	0	0	0	0	0	0						
Inning Stats	R: 1 E: 0 K: 2 S: 14	H: 2 LOB: 1 BB: 0 P: 25	R: 0 E: 0 K: 1 S: 8	H: 0 LOB: 0 BB: 0 P: 11	R: 0 E: 0 K: 1 S: 6	H: 1 LOB: 2 BB: 1 P: 13	R: 0 E: 0 K: 0 S: 11	H: 0 LOB: 1 BB: 0 P: 15	R: 0 E: 0 K: 1 S: 6	H: 2 LOB: 3 BB: 0 P: 21	R: 0 E: 0 K: 3 S: 12	H: 1 LOB: 0 BB: 0 P: 16	R: 0 E: 0 K: 0 S: 5	H: 1 LOB: 0 BB: 0 P: 8	R: 0 E: 0 K: 2 S: 14	H: 2 LOB: 0 BB: 0 P: 18	1B: 9 2B: 1 3B: 0 HR: 0	SF: 0 SAC: 1 DP: 1 HBP: 1	WP: 0 PB: 0 SB: 2 CS: 0	PA: 40		
PITCHER	IP WLS BF H R ER SO BB IBB HBP BLK WP HR S P ERA WHIP	6.0 W 28 6 2 2 5 2 0 1 0 0 0 58 97 3.00 1.333	0.2 H 3 1 0 0 2 0 0 0 0 0 0 0 9 11 0.00 1.500	1.1 H 4 1 0 0 1 0 0 0 0 0 0 0 8 13 0.00 0.750	1.0 S 5 2 0 0 2 0 0 0 0 0 0 0 14 18 0.00 2.000																	

AB	36
R	2
H	10
RBI	2
BB	2
SO	10
LOB	22



Batter	1	2	3	4	5	6	7	8	9	AB	R	H	RBI	BB	SO	LOB	BOTTOM				
16 Angel Pagán, S (1,8) OBP: 0.332, SLG: 0.462	G4-6-3 1B	G4-3 1B		G5-3 1B		G4-3 1B				4	0	2	1	0	0	1	Philadelphia Phillies @ New York Mets Citi Field, Flushing, NY Fri Aug 21 2009, 7:10 PM EDT Att: 38,243 - Overcast - 75 F				
1 Luis Castillo, S (1,4) OBP: 0.405, SLG: 0.371	G4-6-3 1B	G4-3 1B		G6-4-3 1B						4	0	2	0	0	1	1					
10 Gary Sheffield, R (1,7) OBP: 0.375, SLG: 0.462	G4-6-3 1B	G6-4-3 1B								4	0	1	0	0	2	4					
19 Cory Sullivan, L (8,7) OBP: 0.356, SLG: 0.422	K 1B									0	0	0	0	0	0	0					
12 Jeff Francoeur, R (1,9) OBP: 0.300, SLG: 0.399	K 1B		HR							4	1	3	1	0	1	1					
17 Fernando Tatis, R (1,5) OBP: 0.314, SLG: 0.411	G4-3 3B	G4-3 3B	HR 2B 9 SF3 HBP							3	2	1	0	0	1	2					
28 Daniel Murphy, L (1,3) OBP: 0.315, SLG: 0.383	G4-3 3H	G4-3 3H	G4-3 2B							4	0	2	1	0	1	1					
9 Omir Santos, R (1,2) OBP: 0.303, SLG: 0.400	G4-3 1B	G4-3 1B	SF3 1B							2	1	1	1	0	0	0					
11 Anderson Hernandez, S (1,6) OBP: 0.310, SLG: 0.307	F8 1B	F8 1B	K 1B							4	0	0	0	0	3	3					
34 Mike Pelfrey, R (1,1) OBP: 0.146, SLG: 0.125										1	0	0	0	0	1	1					
18 Jimmy Rollins, S (5,PH) OBP: 0.379, SLG: 0.331										0	0	0	0	0	0	0					
25 Pedro Feliciano, L (7,1) OBP: 0.329, SLG: 0.331										0	0	0	0	0	0	0					
43 Brian Stokes, R (7,1) OBP: 0.420, SLG: 0.320										1	0	0	0	0	0	0					
29 Andy Green, R (8,PH) OBP: 0.420, SLG: 0.320										0	0	0	0	0	0	0					
75 Francisco Rodríguez, R (9,1) ERA: 2.9										0	0	0	0	0	0	0					
Inning Stats	R: 0 E: 0 K: 1 S: 15	H: 2 LOB: 1 BB: 0 P: 18	R: 2 E: 0 K: 1 S: 21	H: 4 LOB: 3 BB: 0 P: 32	R: 2 E: 0 K: 2 S: 14	H: 2 LOB: 1 BB: 0 P: 19	R: 0 E: 0 K: 0 S: 8	H: 1 LOB: 0 BB: 0 P: 9	R: 0 E: 0 K: 2 S: 9	H: 1 LOB: 1 BB: 1 P: 14	R: 0 E: 0 K: 1 S: 9	H: 0 LOB: 0 BB: 0 P: 15	R: 0 E: 0 K: 2 S: 12	H: 1 LOB: 1 BB: 0 P: 18	R: 0 E: 0 K: 1 S: 10	H: 1 LOB: 1 BB: 0 P: 16	1B: 9 2B: 1 3B: 1 HR: 1	SF: 1 SAC: 1 DP: 2 HBP: 2	WP: 0 PB: 0 SB: 1 CS: 1	PA: 36	
PITCHER	IP WLS BF H R ER SO BB IBB HBP BLK WP HR S P ERA WHIP	5.0 L 24 10 4 4 0 6 0 0 2 0 0 0 1 67 92 7.20 2.000	2.0 8 1 0 0 3 1 0 0 0 0 0 0 21 33 0.00 1.000	1.0 4 1 0 0 1 0 0 0 0 0 0 0 10 16 0.00 1.000																	

AB	31
R	4
H	12
RBI	4
BB	1
SO	10
LOB	15



Batter	1	2	3	4	5	6	7	8	9	AB	R	H	RBI	BB	SO	LOB	TOP					
11 Jimmy Rollins, S OBP: 0.290, SLG: 0.409										4	1	1	1	0	0	2	Philadelphia Phillies @ New York Mets Citi Field, Flushing, NY Sun Aug.23 2009, 1:10 PM EDT Att: 39,038 - Cloudy - 82 F					
8 Shane Victorino, S OBP: 0.383, SLG: 0.478										2	1	1	0	3	1	0						
28 Jayson Werth, R OBP: 0.372, SLG: 0.525										5	1	2	3	0	1	4						
6 Ryan Howard, L OBP: 0.348, SLG: 0.543										5	0	0	0	0	1	3						
29 Raul Ibanez, L OBP: 0.302, SLG: 0.578										4	1	0	0	1	1	0						
7 Pedro Feliz, R OBP: 0.326, SLG: 0.399										4	2	1	0	1	1	0						
4 Eric Bruntlett, R OBP: 0.216, SLG: 0.220										5	1	3	0	0	0	0						
Carlos Ruiz, R OBP: 0.333, SLG: 0.398										4	1	1	3	0	0	4						
45 Pedro Martinez, R OBP: 0.167, SLG: 0.167										2	0	1	1	0	1	0						
37 Chad Durbin, R OBP: 0.200, SLG: 0.200										0	0	0	0	0	0	0						
12 Matt Stairs, L OBP: 0.366, SLG: 0.383										0	0	0	0	1	0	0						
46 Ryan Madson, L OBP: 0.366, SLG: 0.383										0	0	0	0	0	0	0						
54 Brad Lidge, R OBP: 0.366, SLG: 0.383										0	0	0	0	0	0	0						
Inning Stats	R: 6 E: 0 K: 1 S: 30	H: 4 LOB: 0 BB: 2 P: 50	R: 0 E: 0 K: 0 S: 7	H: 1 LOB: 1 BB: 2 P: 10	R: 2 E: 0 K: 0 S: 10	H: 3 LOB: 3 BB: 2 P: 24	R: 0 E: 0 K: 1 S: 9	H: 0 LOB: 0 BB: 0 P: 11	R: 0 E: 0 K: 2 S: 9	H: 0 LOB: 0 BB: 0 P: 12	R: 0 E: 0 K: 1 S: 9	H: 0 LOB: 0 BB: 0 P: 13	R: 1 E: 0 K: 1 S: 12	H: 1 LOB: 2 BB: 2 P: 25	R: 0 E: 0 K: 0 S: 7	H: 0 LOB: 0 BB: 0 P: 13	1B: 7 2B: 1 3B: 0 HR: 2	SF: 1 SAC: 1 DP: 0 HBP: 0	WP: 2 PB: 0 SB: 0 CS: 0	PA: 43		
PITCHER	IP WLS BF H R ER SO BB IBB HBP BLK WP HR S P ERA WHIP																					
46 Oliver Pérez, L ERA: 6.82	0.2 L 8 4 6 6 0 2 0 0 0 0 0 2 27 44 81.00 9.000																					
27 Nelson Figueroa, R ERA: 6.3	2.1 13 4 2 2 1 2 0 0 0 0 0 0 20 42 7.71 2.571																					
48 Pat Misch, L ERA: 4.09	4.0 13 1 0 0 4 0 0 0 0 0 0 0 34 47 0.00 0.250																					
50 Sean Green, R ERA: 5.13	1.0 6 1 1 1 1 2 0 0 0 2 0 12 25 9.00 3.000																					
64 Elmer Dessens, R ERA: 2.95	1.0 3 0 0 0 0 0 0 0 0 0 0 7 13 0.00 0.000																					
Batter	1	2	3	4	5	6	7	8	9	AB	R	H	RBI	BB	SO	LOB	BOTTOM					
16 Angel Pagán, S OBP: 0.337, SLG: 0.497										5	3	2	2	0	1	0	Philadelphia Phillies @ New York Mets Citi Field, Flushing, NY Sun Aug.23 2009, 1:10 PM EDT Att: 39,038 - Cloudy - 82 F					
1 Luis Castillo, S OBP: 0.411, SLG: 0.377										4	2	3	1	1	0	0						
28 Daniel Murphy, L OBP: 0.317, SLG: 0.389											5	1	3	1	0	2						
12 Jeff Francoeur, R OBP: 0.299, SLG: 0.402											5	0	1	1	0	1						
19 Cory Sullivan, L OBP: 0.346, SLG: 0.406										4	1	1	1	0	1	3						
17 Fernando Tatis, R OBP: 0.316, SLG: 0.406											3	0	0	0	1	2						
23 Brian Schneider, L OBP: 0.268, SLG: 0.309											4	0	0	0	0	3						
11 Anderson Hernandez, S OBP: 0.308, SLG: 0.309											4	0	1	1	0	0						
46 Oliver Pérez, L ERA: 6.82										0	0	0	0	0	0	0						
27 Nelson Figueroa, R ERA: 6.3										1	0	0	0	0	0	0						
48 Pat Misch, L ERA: 4.09										0	0	0	0	0	0	0						
18 Jeremy Reed, L OBP: 0.268, SLG: 0.309										0	0	0	0	0	0	0						
50 Sean Green, R ERA: 5.13										0	0	0	0	0	0	0						
10 Gary Sheffield, R OBP: 0.366, SLG: 0.383										0	0	0	0	0	0	0						
64 Elmer Dessens, R ERA: 2.95										0	0	0	0	0	0	0						
Inning Stats	R: 2 E: 0 K: 2 S: 18	H: 3 LOB: 1 BB: 0 P: 21	R: 0 E: 0 K: 0 S: 5	H: 0 LOB: 0 BB: 0 P: 10	R: 2 E: 0 K: 1 S: 19	H: 3 LOB: 2 BB: 1 P: 29	R: 0 E: 0 K: 2 S: 7	H: 0 LOB: 0 BB: 0 P: 10	R: 0 E: 0 K: 0 S: 7	H: 1 LOB: 1 BB: 0 P: 11	R: 0 E: 0 K: 0 S: 5	H: 0 LOB: 0 BB: 0 P: 9	R: 1 E: 0 K: 0 S: 14	H: 1 LOB: 1 BB: 1 P: 26	R: 1 E: 0 K: 0 S: 11	H: 2 LOB: 1 BB: 0 P: 15	R: 1 E: 2 K: 0 S: 7	H: 1 LOB: 0 BB: 0 P: 9	1B: 6 2B: 2 3B: 2 HR: 2	SF: 0 SAC: 0 DP: 0 HBP: 0	WP: 0 PB: 0 SB: 3 CS: 0	PA: 40
PITCHER	IP WLS BF H R ER SO BB IBB HBP BLK WP HR S P ERA WHIP																					
45 Pedro Martinez, R ERA: 5.14	6.0 W 26 7 4 4 0 1 0 0 0 0 0 1 61 9.00 1.333																					
37 Chad Durbin, R ERA: 4.75	1.0 5 1 1 1 0 1 0 0 0 0 0 0 14 26 9.00 2.000																					
46 Ryan Madson, R ERA: 2.95	1.0 5 2 1 1 0 0 0 0 0 0 0 0 11 15 9.00 2.000																					
54 Brad Lidge, R ERA: 6.9	1.0 S 4 1 1 0 0 0 0 0 0 0 0 7 9 0.00 1.000																					

Batter	1	2	3	4	5	6	7	8	9	AB	R	H	RBI	BB	SO	LOB	TOP			
8 Shane Victorino, S (1, 8) OBP: 0.385, SLG: 0.477										3	1	1	0	1	0	1	Philadelphia Phillies @ New York Mets Citi Field, Flushing, NY Mon Aug 24 2009, 1:10 PM EDT Att: 39,336 - Partly Cloudy - 78 F			
28 Jayson Werth, R (1, 9) OBP: 0.374, SLG: 0.523										2	1	0	0	3	1	2				
26 Chase Utley, L (1, 4) OBP: 0.324, SLG: 0.538										4	2	1	0	1	0	5				
6 Ryan Howard, L (1, 3) OBP: 0.348, SLG: 0.554										5	2	2	5	0	2	4				
29 Raul Ibanez, L (1, 7) OBP: 0.350, SLG: 0.578										5	0	2	1	0	1	0				
7 Pedro Feliz, R (1, 5) OBP: 0.324, SLG: 0.395										4	0	0	0	1	0	1				
4 Eric Bruntlett, R (1, 6) OBP: 0.217, SLG: 0.221										4	0	1	0	0	0	1				
11 Jimmy Rollins, S (9, PH) OBP: 0.289, SLG: 0.408										1	0	0	0	0	0	2				
23 Paul Bako, L (1, 2) OBP: 0.229, SLG: 0.246										4	0	0	0	1	1	4				
34 Cliff Lee, L (1, 1) OBP: 0.273, SLG: 0.333										3	0	0	0	0	3	2				
10 Ben Francisco, R (8, PH) OBP: 0.328, SLG: 0.427										1	0	0	0	0	1	0				
61 Chan Ho Park, R (8, 1) OBP: 0.294, SLG: 0.357										0	0	0	0	0	0	0				
54 Brad Lidge, R (9, 1)										0	0	0	0	0	0	0				
Inning Stats	R: 3 H: 1 E: 0 K: 1 S: 16	H: 1 LOB: 0 BB: 1 P: 29	R: 0 H: 0 E: 1 K: 1 S: 9	H: 0 LOB: 1 BB: 0 P: 15	R: 2 H: 2 E: 0 K: 0 S: 14	H: 2 LOB: 2 BB: 1 P: 31	R: 0 H: 0 E: 0 K: 1 S: 10	H: 0 LOB: 1 BB: 1 P: 18	R: 0 H: 1 E: 0 K: 2 S: 15	H: 1 LOB: 3 BB: 2 P: 29	R: 0 H: 0 E: 0 K: 0 S: 7	H: 0 LOB: 0 BB: 0 P: 13	R: 0 H: 0 E: 0 K: 2 S: 9	H: 0 LOB: 1 BB: 1 P: 19	R: 1 H: 2 E: 0 K: 2 S: 17	H: 2 LOB: 2 BB: 1 P: 29	1B: 3 2B: 2 3B: 0 HR: 2	SF: 0 SAC: 0 DP: 0 HBP: 1	WP: 0 PB: 0 SB: 2 CS: 0	PA: 44
PITCHER	IP: 5.0 WLS: L BF: 25 ERA: 5.08	H: 4 R: 5 ER: 5 SO: 3	BB: 3 IBB: 0 HBP: 1 BLK: 0	WP: 0 HR: 2 S: 56 P: 103	ERA: 9.00 WHIP: 1.400	IP: 0.2 WLS: L BF: 3 ERA: 2.82	H: 0 R: 0 ER: 0 SO: 1	BB: 1 IBB: 0 HBP: 0 BLK: 0	WP: 0 HR: 0 S: 6 P: 12	ERA: 0.00 WHIP: 1.500										
39 Bobby Parnell, R (1, 1) ERA: 5.08	IP: 5.0 WLS: L BF: 25 ERA: 5.08	H: 4 R: 5 ER: 5 SO: 3	BB: 3 IBB: 0 HBP: 1 BLK: 0	WP: 0 HR: 2 S: 56 P: 103	ERA: 9.00 WHIP: 1.400	43 Brian Stokes, R (9, 1) ERA: 2.82	H: 0 R: 0 ER: 0 SO: 1	BB: 1 IBB: 0 HBP: 0 BLK: 0	WP: 0 HR: 0 S: 6 P: 12	ERA: 0.00 WHIP: 1.500										
36 Ken Takahashi, L (6, 1) ERA: 2.73	IP: 1.1 WLS: L BF: 7 ERA: 2.73	H: 1 R: 0 ER: 0 SO: 2	BB: 2 IBB: 0 HBP: 0 BLK: 0	WP: 0 HR: 0 S: 17 P: 32	ERA: 0.00 WHIP: 2.250															
64 Elmer Dessens, R (7, 1) ERA: 2.86	IP: 0.2 WLS: L BF: 2 ERA: 2.86	H: 0 R: 0 ER: 0 SO: 0	BB: 0 IBB: 0 HBP: 0 BLK: 0	WP: 0 HR: 0 S: 5 P: 10	ERA: 0.00 WHIP: 0.000															
Billy Wagner, L (8, 1) ERA: 3.28	IP: 1.0 WLS: L BF: 4 ERA: 3.28	H: 0 R: 0 ER: 0 SO: 2	BB: 1 IBB: 0 HBP: 0 BLK: 0	WP: 0 HR: 0 S: 9 P: 19	ERA: 0.00 WHIP: 1.000															
25 Pedro Feliciano, L (9, 1) ERA: 3.28	IP: 0.1 WLS: L BF: 3 ERA: 3.28	H: 2 R: 1 ER: 1 SO: 1	BB: 0 IBB: 0 HBP: 0 BLK: 0	WP: 0 HR: 0 S: 11 P: 17	ERA: 27.00 WHIP: 6.000															

Batter	1	2	3	4	5	6	7	8	9	AB	R	H	RBI	BB	SO	LOB	BOTTOM			
16 Angel Pagán, S (1, 8) OBP: 0.335, SLG: 0.492										4	1	1	0	0	1	-1	Philadelphia Phillies @ New York Mets Citi Field, Flushing, NY Mon Aug 24 2009, 1:10 PM EDT Att: 39,336 - Partly Cloudy - 78 F			
1 Luis Castillo, S (1, 4) OBP: 0.407, SLG: 0.373										4	0	0	0	0	1	1				
10 Gary Sheffield, R (1, 7) OBP: 0.371, SLG: 0.462										4	1	2	0	0	0	0				
17 Fernando Tatis, R (1, 5) OBP: 0.311, SLG: 0.401										3	0	0	1	0	1	1				
28 Daniel Murphy, L (1, 3) OBP: 0.317, SLG: 0.391										4	0	1	0	0	1	0				
9 Omar Santos, R (1, 2) OBP: 0.303, SLG: 0.394										3	0	0	0	0	1	1				
19 Cory Sullivan, L (1, 9) OBP: 0.346, SLG: 0.403										3	0	1	0	0	0	1				
11 Anderson Hernandez, S (1, 6) OBP: 0.308, SLG: 0.313										3	0	1	0	0	1	2				
39 Bobby Parnell, R (1, 1) ERA: 2.63	IP: 7.0 WLS: W BF: 26 ERA: 2.63	H: 2 R: 2 ER: 0 SO: 5	BB: 0 IBB: 0 HBP: 0 BLK: 0	WP: 1 HR: 0 S: 83 P: 113	ERA: 0.00 WHIP: 0.857	61 Chan Ho Park, R (8, 1) ERA: 4.49	H: 0 R: 0 ER: 0 SO: 0	BB: 0 IBB: 0 HBP: 0 BLK: 0	WP: 0 HR: 0 S: 8 P: 12	ERA: 0.00 WHIP: 0.000										
54 Brad Lidge, R (9, 1) ERA: 6.75	IP: 1.0 WLS: L BF: 3 ERA: 6.75	H: 0 R: 0 ER: 0 SO: 0	BB: 0 IBB: 0 HBP: 0 BLK: 0	WP: 0 HR: 0 S: 10 P: 15	ERA: 0.00 WHIP: 0.000															
Inning Stats	R: 2 H: 1 E: 0 K: 0 S: 13	H: 1 LOB: 0 BB: 0 P: 20	R: 0 H: 1 E: 0 K: 1 S: 13	H: 1 LOB: 0 BB: 0 P: 17	R: 0 H: 1 E: 0 K: 2 S: 10	H: 0 LOB: 0 BB: 0 P: 13	R: 0 H: 0 E: 0 K: 1 S: 11	H: 1 LOB: 0 BB: 0 P: 17	R: 0 H: 1 E: 0 K: 1 S: 17	H: 1 LOB: 1 BB: 0 P: 22	R: 0 H: 1 E: 0 K: 1 S: 10	H: 1 LOB: 1 BB: 0 P: 12	R: 0 H: 0 E: 0 K: 1 S: 8	H: 0 LOB: 0 BB: 0 P: 12	R: 0 H: 0 E: 0 K: 1 S: 10	H: 0 LOB: 0 BB: 0 P: 15	1B: 3 2B: 3 3B: 1 HR: 0	SF: 1 SAC: 0 DP: 1 HBP: 0	WP: 1 PB: 0 SB: 0 CS: 1	PA: 32
PITCHER	IP: 7.0 WLS: W BF: 26 ERA: 2.63	H: 2 R: 2 ER: 0 SO: 5	BB: 0 IBB: 0 HBP: 0 BLK: 0	WP: 1 HR: 0 S: 83 P: 113	ERA: 0.00 WHIP: 0.857	61 Chan Ho Park, R (8, 1) ERA: 4.49	H: 0 R: 0 ER: 0 SO: 0	BB: 0 IBB: 0 HBP: 0 BLK: 0	WP: 0 HR: 0 S: 8 P: 12	ERA: 0.00 WHIP: 0.000										
54 Brad Lidge, R (9, 1) ERA: 6.75	IP: 1.0 WLS: L BF: 3 ERA: 6.75	H: 0 R: 0 ER: 0 SO: 0	BB: 0 IBB: 0 HBP: 0 BLK: 0	WP: 0 HR: 0 S: 10 P: 15	ERA: 0.00 WHIP: 0.000															

Batter	1	2	3	4	5	6	7	8	9	AB	R	H	RBI	BB	SO	LOB	TOP						
11 Jimmy Rollins, S OBP: 0.290, SLG: 0.420										5	2	2	2	0	1	2	Philadelphia Phillies @ Pittsburgh Pirates PNC Park, Pittsburgh, PA Tue Aug 25 2009, 7:05 PM EDT Att: 17,049 - Clear - 80 F						
8 Shane Victorino, S OBP: 0.383, SLG: 0.478										5	0	1	1	0	1	1							
26 Chase Utley, L OBP: 0.424, SLG: 0.540										4	0	2	0	1	0	1							
6 Ryan Howard, L OBP: 0.348, SLG: 0.554										4	0	1	0	0	2	3							
29 Raul Ibanez, L OBP: 0.350, SLG: 0.574										3	0	0	0	1	0	3							
12 Matt Stairs, L OBP: 0.365, SLG: 0.373										2	0	0	0	1	1	2							
28 Jayson Werth, R OBP: 0.373, SLG: 0.522										1	0	0	0	0	1	1							
7 Pedro Feliz, R OBP: 0.322, SLG: 0.392										4	0	0	0	0	0	2							
Carlos Ruiz, R OBP: 0.332, SLG: 0.399										4	1	1	0	0	0	0							
56 Joe Blanton, R OBP: 0.174, SLG: 0.095										2	0	0	0	0	2	0							
4 Eric Bruntlett, R OBP: 0.224, SLG: 0.240										1	0	1	0	0	0	0							
52 Tyler Walker, R OBP: 0.330, SLG: 0.432										0	0	0	0	0	0	0							
10 Ben Francisco, R OBP: 0.330, SLG: 0.432										1	1	1	1	0	0	0							
54 Brad Lidge, R OBP: 0.330, SLG: 0.432										0	0	0	0	0	0	0							
Inning Stats	R: 1 E: 0 K: 2 S: 12	H: 2 LOB: 2 BB: 1 P: 19	R: 0 E: 0 K: 1 S: 11	H: 0 LOB: 0 BB: 0 P: 16	R: 1 E: 0 K: 1 S: 11	H: 1 LOB: 1 BB: 1 P: 18	R: 0 E: 0 K: 0 S: 6	H: 0 LOB: 0 BB: 0 P: 8	R: 0 E: 0 K: 2 S: 7	H: 1 LOB: 2 BB: 1 P: 9	R: 0 E: 0 K: 0 S: 11	H: 1 LOB: 1 BB: 0 P: 16	R: 0 E: 0 K: 1 S: 10	H: 1 LOB: 1 BB: 0 P: 18	R: 2 E: 0 K: 0 S: 11	H: 3 LOB: 1 BB: 0 P: 16	1B: 1 2B: 5 3B: 1 HR: 2	SF: 0 SAC: 0 DP: 0 HBP: 0	WP: 1 PB: 0 SB: 1 CS: 0	PA: 39			
PITCHER	IP: 6.1 WLS: 2 BF: 27 ERA: 4.1	H: 5 R: 2 ER: 2 SO: 6	BB: 3 IBB: 0 HBP: 0 BLK: 0	WP: 1 HR: 2 S: 63 P: 99	ERA: 2.84 WHIP: 1.263	PITCHER	IP: 7.1 WLS: 2 BF: 27 ERA: 5.95	H: 5 R: 3 ER: 3 SO: 6	BB: 3 IBB: 0 HBP: 0 BLK: 0	WP: 0 HR: 6 S: 70 P: 100	ERA: 0.00 WHIP: 0.000	PITCHER	IP: 8.1 WLS: 1 BF: 31 ERA: 3.86	H: 4 R: 1 ER: 1 SO: 1	BB: 0 IBB: 0 HBP: 0 BLK: 0	WP: 0 HR: 3 S: 55 P: 116	ERA: 0.00 WHIP: 3.000	PITCHER	IP: 9.1 WLS: 6 BF: 36 ERA: 6.39	H: 3 R: 2 ER: 2 SO: 0	BB: 0 IBB: 0 HBP: 0 BLK: 0	WP: 0 HR: 11 S: 16 P: 180	ERA: 18.00 WHIP: 3.000

AB	36
R	4
H	9
RBI	4
BB	3
SO	8
LOB	15



Batter	1	2	3	4	5	6	7	8	9	AB	R	H	RBI	BB	SO	LOB	BOTTOM					
22 Andrew McCutchen, R OBP: 0.358, SLG: 0.479										4	1	2	2	1	1	0	Philadelphia Phillies @ Pittsburgh Pirates PNC Park, Pittsburgh, PA Tue Aug 25 2009, 7:05 PM EDT Att: 17,049 - Clear - 80 F					
24 Delwyn Young, S OBP: 0.367, SLG: 0.442										4	0	1	0	0	0	2						
46 Garrett Jones, L OBP: 0.359, SLG: 0.611										3	0	0	0	1	3	2						
15 Andy LaRoche, R OBP: 0.333, SLG: 0.376										3	0	0	0	0	0	2						
41 Ryan Doumit, S OBP: 0.258, SLG: 0.421										2	2	1	1	2	1	0						
85 Lastings Milledge, R OBP: 0.277, SLG: 0.340										3	0	1	0	0	0	3						
51 Steve Pearce, R OBP: 0.305, SLG: 0.394										4	1	2	2	0	1	3						
36 Luis Alfonso Cruz, R OBP: 0.273, SLG: 0.250										4	0	1	0	0	0	3						
10 Brian Blavier, R OBP: 0.258, SLG: 0.345										0	1	0	0	0	0	0						
49 Ross Ohlendorf, R OBP: 0.207, SLG: 0.292										2	0	0	0	0	2	3						
52 Joel Hanrahan, R ERA: 2.19										0	0	0	0	0	0	0						
5 Ramon Vazquez, L ERA: 2.19										1	0	0	0	0	1	0						
32 Phil Dumatrai, R ERA: 3.88										0	0	0	0	0	0	0						
43 Jesse Chavez, R ERA: 3.86										0	0	0	0	0	0	0						
55 Matt Capps, R ERA: 6.39										1	1	1	0	0	0	0						
44 Brandon Moss, L OBP: 0.260, SLG: 0.336										1	1	1	0	0	0	0						
Inning Stats	R: 0 E: 0 K: 1 S: 11	H: 1 LOB: 1 BB: 0 P: 20	R: 1 E: 0 K: 2 S: 14	H: 2 LOB: 1 BB: 0 P: 20	R: 0 E: 0 K: 1 S: 11	H: 1 LOB: 1 BB: 0 P: 19	R: 0 E: 0 K: 2 S: 11	H: 1 LOB: 2 BB: 0 P: 16	R: 0 E: 0 K: 1 S: 11	H: 0 LOB: 0 BB: 1 P: 18	R: 2 E: 0 K: 0 S: 11	H: 1 LOB: 0 BB: 1 P: 20	R: 0 E: 0 K: 2 S: 12	H: 0 LOB: 2 BB: 0 P: 18	R: 0 E: 0 K: 0 S: 8	H: 0 LOB: 2 BB: 0 P: 17	R: 3 E: 1 K: 0 S: 4	H: 3 LOB: 1 BB: 0 P: 6	1B: 4 2B: 1 3B: 1 HR: 3	SF: 0 SAC: 1 DP: 0 HBP: 1	WP: 1 PB: 0 SB: 2 CS: 1	PA: 37
PITCHER	IP: 6.0 WLS: 8 BF: 26 ERA: 3.88	H: 6 R: 3 ER: 3 SO: 7	BB: 2 IBB: 0 HBP: 0 BLK: 0	WP: 0 HR: 2 S: 69 P: 113	ERA: 4.50 WHIP: 1.333	PITCHER	IP: 7.1 WLS: 8 BF: 31 ERA: 2.19	H: 4 R: 3 ER: 3 SO: 6	BB: 1 IBB: 0 HBP: 0 BLK: 0	WP: 0 HR: 20 S: 35 P: 100	ERA: 0.00 WHIP: 0.500	PITCHER	IP: 8.1 WLS: 3 BF: 33 ERA: 7.33	H: 4 R: 3 ER: 3 SO: 0	BB: 0 IBB: 0 HBP: 0 BLK: 0	WP: 0 HR: 4 S: 6 P: 114	ERA: 18.00 WHIP: 3.000					



Batter	1	2	3	4	5	6	7	8	9	10	AB	R	H	RBI	BB	SO	LOB	TOP									
11 Jimmy Rollins, S OBP: 0.290, SLG: 0.417	(1,6) B SI 86 2-3 F CH 84 B SI 90 S FF 90		(1,1) B CH 85 1-1 F CH 84 X SI 91			(1,1) C SI 89 3-2 C SI 74 B SI 75 B SI 90 X SI 90		(1,1) B CH 87 1-1 C CH 88 X FF 96		(1,1) B SI 83 4-1 B SI 93 B SI 93 B SI 93 B SI 93		4	1	0	0	1	1	0									
8 Shane Victorino, S OBP: 0.381, SLG: 0.475	(1,8) C SI 91 2-2 B CH 84 B SI 90 F FF 85 X SI 90		(1,0) C SI 90 0-1 X CH 83			(1,0) X SI 91 0-0		(1,0) F FF 97 0-1 X CH 88		(1,3) 1 SAFE B SI 91 F FF 91 B SI 91 B SI 91 C SI 91 X SI 92		5	1	1	0	0	0	0									
26 Chase Utley, L OBP: 0.424, SLG: 0.548	(1,4) C FF 89 0-1 X FF 89				(1,0) C FF 91 0-3 C SI 75 F FF 91 S SI 90		(1,0) B SI 90 2-0 B CH 88 F FF 91 X SI 90			(1,0) C SI 92 0-1		5	1	2	1	0	1	2									
6 Ryan Howard, L OBP: 0.348, SLG: 0.558	(1,3) F FF 91 1-3 S SI 84 S SI 84 S SI 83				(1,0) K SI 76 1-0 X SI 74		(1,0) B SI 84 3-2 F SI 77 F SI 82 F SI 84 F SI 85 F SI 82 X SI 89			(1,0) B SI 83 2-0 B SI 83 X SI 83		5	1	2	3	0	1	1									
28 Jayson Werth, R OBP: 0.377, SLG: 0.528		(1,9) C FF 90 0-1 X CH 82			(1,0) C SI 90 0-2 C SI 91 X SI 83					(1,0) X SI 83 0-0		4	0	3	0	1	0	0									
10 Ben Francisco, R OBP: 0.328, SLG: 0.427					(1,0) B SI 90 4-0 B SI 88 B SI 88 B SI 88 B SI 88					(1,0) C FF 90 0-3 F FF 90 F FF 90 F SI 85		4	0	0	0	1	1	4									
7 Pedro Feliz, R OBP: 0.320, SLG: 0.392					(1,1) B SI 90 1-1 C SI 86 X SI 86					(1,0) 1 SAFE B SI 90 F FF 90 F SI 89 F SI 90		5	0	1	0	0	1	5									
Carlos Ruiz, R OBP: 0.332, SLG: 0.396					(1,2) C SI 90 2-2 C SI 75 B SI 91 X SI 89					(1,0) B SI 92 0-0 X SI 83		4	0	0	0	1	1	4									
29 Raul Ibanez, L OBP: 0.351, SLG: 0.574					(1,0) C SI 91 0-0 X SI 91					(1,0) B SI 92 0-0 X SI 83		4	0	0	0	1	1	4									
23 Paul Bako, L OBP: 0.229, SLG: 0.246					(1,2) C SI 90 2-2 C SI 75 B SI 91 X SI 89					(1,0) B SI 92 0-0 X SI 83		5	0	1	0	0	1	5									
35 Cole Hamels, L OBP: 0.152, SLG: 0.200					(1,0) C SI 91 0-0 X SI 91					(1,0) B SI 92 0-0 X SI 83		2	0	0	0	1	0	1									
12 Matt Stairs, L OBP: 0.352, SLG: 0.369					(1,0) C SI 91 0-0 X SI 91					(1,0) B SI 92 0-0 X SI 83		0	0	0	0	1	0	0									
46 Ryan Madson, L OBP: 0.229, SLG: 0.246					(1,0) C SI 91 0-0 X SI 91					(1,0) B SI 92 0-0 X SI 83		0	0	0	0	0	0	0									
35 Cole Hamels, L OBP: 0.152, SLG: 0.200					(1,0) C SI 91 0-0 X SI 91					(1,0) B SI 92 0-0 X SI 83		3	0	0	0	0	1	2									
12 Matt Stairs, L OBP: 0.352, SLG: 0.369					(1,0) C SI 91 0-0 X SI 91					(1,0) B SI 92 0-0 X SI 83		1	0	0	0	0	0	3									
46 Ryan Madson, L OBP: 0.229, SLG: 0.246					(1,0) C SI 91 0-0 X SI 91					(1,0) B SI 92 0-0 X SI 83		0	0	0	0	0	0	0									
Inning Stats	R: 1 E: 0 K: 2 S: 12	H: 1 LOB: 0 BB: 0 P: 17	R: 0 E: 0 K: 0 S: 7	H: 1 LOB: 1 BB: 1 P: 13	R: 0 E: 0 K: 0 S: 6	H: 0 LOB: 0 BB: 0 P: 9	R: 0 E: 0 K: 1 S: 9	H: 1 LOB: 1 BB: 0 P: 10	R: 0 E: 0 K: 1 S: 7	H: 0 LOB: 0 BB: 0 P: 9	R: 0 E: 0 K: 0 S: 10	H: 1 LOB: 1 BB: 0 P: 18	R: 0 E: 0 K: 0 S: 9	H: 1 LOB: 2 BB: 1 P: 17	R: 0 E: 0 K: 0 S: 7	H: 0 LOB: 0 BB: 0 P: 10	R: 0 E: 0 K: 2 S: 10	H: 2 LOB: 3 BB: 1 P: 20	R: 3 E: 0 K: 0 S: 13	H: 2 LOB: 1 BB: 2 P: 25	1B: 3 2B: 4 3B: 0 HR: 2	SF: 0 SAC: 0 DP: 1 HBP: 0	WP: 0 PB: 0 SB: 0 CS: 0	PA: 43			
PITCHER	IP 7.0	WLS 27	BF 5	H 1	R 1	ER 1	SO 4	BB 1	IBB 0	HBP 0	BLK 0	WP 0	HR 1	S 60	P 93	E 1.29	WHIP 0.857										
28 Paul Maholm, L ERA: 4.59	(1,1)	1.0	3	0	0	0	0	0	0	0	0	0	0	7	10	0.00	0.000										
43 Jesse Chavez, R ERA: 3.79	(8,1)	1.0	6	2	0	0	2	0	1	0	0	0	0	10	20	0.00	2.000										
52 Joel Hanrahan, R ERA: 5.85	(9,1)	1.0	2	1	2	2	0	1	0	0	0	0	0	4	11	∞	∞										
58 Steven Jackson, R ERA: 4.08	(10,1)	1.0	5	1	1	1	0	1	0	0	0	0	0	9	14	9.00	2.000										
32 Phil Dumatrai, L ERA: 3.39	(10,1)	1.0	5	1	1	1	0	1	0	0	0	0	0	9	14	9.00	2.000										

Philadelphia Phillies @ Pittsburgh Pirates
PNC Park, Pittsburgh, PA
Wed Aug 26 2009, 7:05 PM EDT
Att: 17,403 - Clear - 81 F

AB 38
R 4
H 9
RBI 4
BB 5
SO 6
LOB 18



Batter	1	2	3	4	5	6	7	8	9	10	AB	R	H	RBI	BB	SO	LOB	BOTTOM										
22 Andrew McCutchen, R OBP: 0.359, SLG: 0.476	(1,8) B FF 90 2-1 B SI 91 X CH 81		(1,0) C FF 92 3-2 C SI 76 B CH 90 B SI 90 B FF 84 X CH 81			(1,0) S CH 79 2-2 B FF 90 C FF 90 B CH 82 B FF 84 X CH 81				(1,0) B FF 92 4-1 B SI 77 B CH 82 B FF 94		4	0	1	0	1	1	0										
24 Delwyn Young, S OBP: 0.364, SLG: 0.438	(1,4) B FF 92 1-3 F FF 92 S SI 76		(1,0) 1 SAFE S CH 82 F FF 83 X CH 84			(1,0) B FF 91 1-3 F FF 91 F CH 81 F SI 77 F FF 83 S CH 82				(1,0) B FF 93 2-0 B FF 92 X CH 82		5	0	1	0	0	2	3										
46 Garrett Jones, L OBP: 0.355, SLG: 0.600	(1,9) X CH 82 0-0		(1,0) C CH 81 2-2 S FF 83 B CH 94 B CH 79 X FF 84			(1,0) B FF 91 1-3 B CH 81 S CH 80				(1,0) X CH 82 0-0		5	0	1	0	0	1	3										
15 Andy LaRoche, R OBP: 0.330, SLG: 0.371	(1,5) 1 SAFE C CH 81 1 SAFE F CH 82 B FF 84 B CH 84 X CH 79				(1,0) C SI 73 1-3 F FF 92 F FF 92 C CH 81					(1,0) C SI 73 2-2 C SI 74 X CH 81		5	0	0	0	0	1	2										
41 Ryan Doumit, S OBP: 0.259, SLG: 0.416			(1,0) C FF 92 3-2 B SI 93 B FF 93 B CH 83 X CH 83			(1,0) C CH 85 1-1 X CH 82				(1,0) C FF 90 0-1 X FF 89		4	0	1	0	0	0	0										
85 Lastings Milledge, R OBP: 0.304, SLG: 0.345			(1,0) B CH 82 1-1 S CH 84 X FF 94			(1,0) B FF 94 2-0 H FF 93				(1,0) X CH 81 0-0		3	0	2	0	0	0	0										
51 Steve Pearce, R OBP: 0.303, SLG: 0.398			(1,0) C FF 92 0-3 S FF 94 F FF 95			(1,0) C CH 82 1-2 1 SAFE F FF 93 X CH 82 X FF 95				(1,0) C SI 80 0-3 S CH 81 S CH 82		4	0	1	0	0	3	3										
36 Luis Alfonso Cruz, R OBP: 0.280, SLG: 0.227			(1,0) B CH 78 1-1 C CH 84 X CH 83			(1,0) B SI 80 4-0 B SI 82 B SI 84				(1,0) B CH 79 1-0 X CH 79		2	0	0	0	1	0	2										
44 Brandon Moss, L OBP: 0.304, SLG: 0.369			(1,0) C FF 92 0-3 S FF 94 F FF 95			(1,0) B SI 80 4-0 B SI 82 B SI 84				(1,0) B CH 79 1-0 X CH 79		1	1	1	1	0	0	0										
58 Steven Jackson, R OBP: 0.304, SLG: 0.369			(1,0) C FF 92 0-3 S FF 94 F FF 95			(1,0) B SI 80 4-0 B SI 82 B SI 84				(1,0) B CH 79 1-0 X CH 79		0	0	0	0	0	0	0										
32 Phil Dumatrai, R OBP: 0.304, SLG: 0.369			(1,0) C FF 92 0-3 S FF 94 F FF 95			(1,0) B SI 80 4-0 B SI 82 B SI 84				(1,0) B CH 79 1-0 X CH 79		0	0	0	0	0	0	0										
28 Paul Maholm, L ERA: 4.52	(1,1)	2.0	7	2	1	1	2	0	0	0	0	0	0	0	0	0	0	0										
5 Ronny Cedeno, R OBP: 0.332, SLG: 0.396	(7,PH)	1.0	2	1	1	1	2	0	0	0	0	0	0	0	0	0	0	0										
43 Jesse Chavez, R ERA: 3.79	(8,1)	1.0	6	2	0	0	2	0	1	0	0	0	0	10	20	0.00	2.000											
52 Joel Hanrahan, R ERA: 5.85	(9,1)	1.0	2	1	2	2	0	1	0	0	0	0	0	4	11	∞	∞											
58 Steven Jackson, R ERA: 4.08	(10,1)	1.0	5	1	1	1	0	1	0	0	0	0	0	9	14	9.00	2.000											
32 Phil Dumatrai, L ERA: 3.39	(10,1)	1.0	5	1	1	1	0	1	0	0	0	0	0	9	14	9.00	2.000											
Inning Stats	R: 0 E: 0 K: 1 S: 9	H: 1 LOB: 1 BB: 0 P: 14	R: 0 E: 0 K: 1 S: 15	H: 2 LOB: 2 BB: 0 P: 21	R: 0 E: 0 K: 0 S: 11	H: 1 LOB: 0 BB: 0 P: 16	R: 0 E: 0 K: 2 S: 12	H: 1 LOB: 3 BB: 1 P: 22	R: 0 E: 0 K: 2 S: 11	H: 0 LOB: 0 BB: 0 P: 15	R: 0 E: 0 K: 1 S: 7	H: 1 LOB: 1 BB: 0 P: 7	R: 0 E: 0 K: 0 S: 5	H: 1 LOB: 2 BB: 1 P: 12	R: 0 E: 0 K: 0 S: 12	H: 0 LOB: 0 BB: 0 P: 16	R: 0 E: 0 K: 2 S: 12	H: 1 LOB: 0 BB: 0 P: 17	R: 0 E: 0 K: 0 S: 9	H: 1 LOB: 0 BB: 0 P: 11	1B: 6 2B: 2 3B: 0 HR: 1	SF: 0 SAC: 0 DP: 1 HBP: 1	WP: 0 PB: 0 SB: 1 CS: 1	PA: 40				
PITCHER	IP 8.0	WLS 33	BF 7	H 0	R 0	ER 0	SO 7	BB 1	IBB 1	HBP 1	BLK 0	WP 0	HR 0	S 82	P 123	E 0.00	WHIP 1.000											
35 Cole Hamels, L ERA: 4.52	(1,1)	2.0	7	2	1	1	2	0	0	0	0	0	0	1	21	28	4.50	1.000										
46 Ryan Madson, R ERA: 3.0	(9,1)	2.0	7	2	1	1	2	0	0	0	0	0	0	1	21	28	4.50	1.000										

Philadelphia Phillies @ Pittsburgh Pirates
PNC Park, Pittsburgh, PA
Wed Aug 26 2009, 7:05 PM EDT
Att: 17,403 - Clear - 81 F

AB 37
R 1
H 9
RBI 1
BB 2
SO 9
LOB 18



Batter	1	2	3	4	5	6	7	8	9	AB	R	H	RBI	BB	SO	LOB	TOP	
23 Matt Diaz, R OBP: 0.390, SLG: 0.521										5	1	3	2	0	0	1	Atlanta Braves @ Philadelphia Phillies Citizens Bank Park, Philadelphia, PA Sat Aug 29 2009, 7:05 PM EDT Att: 45,134 - Cloudy - 77 F	
14 Martin Prado, R OBP: 0.355, SLG: 0.451										5	1	1	1	0	2	2		
10 Chipper Jones, S OBP: 0.355, SLG: 0.458										5	1	1	2	0	1	2		
16 Brian McCann, L OBP: 0.355, SLG: 0.503										4	1	1	0	0	3	1		
19 Yunel Escobar, R OBP: 0.374, SLG: 0.455										4	2	2	1	0	0	0		
18 Garrett Anderson, L OBP: 0.321, SLG: 0.443										4	1	3	3	0	0	0		
22 Adam LaRoche, L OBP: 0.354, SLG: 0.494										2	0	1	0	0	0	0		
4 Omar Infante, R OBP: 0.384, SLG: 0.402										2	0	1	0	0	0	1		
38 Buddy Carlyle, L OBP: 0.286, SLG: 0.263										3	2	1	0	1	2	3		
32 Derek Lowe, R OBP: 0.255, SLG: 0.196										1	0	0	0	0	0	2		
58 Peter Moylan, R OBP: 0.294, SLG: 0.384										0	0	0	0	0	0	0		
51 Michael Gonzalez, R										0	0	0	0	0	0	0		
2 Kelly Johnson, L										1	0	0	0	0	0	0		
Inning Stats	R: 0 E: 0 K: 2 S: 12	H: 1 LOB: 1 BB: 0 P: 16	R: 0 E: 0 K: 1 S: 13	H: 2 LOB: 2 BB: 0 P: 17	R: 0 E: 0 K: 0 S: 7	H: 0 LOB: 0 BB: 0 P: 10	R: 5 E: 0 K: 1 S: 18	H: 5 LOB: 1 BB: 0 P: 29	R: 1 E: 0 K: 1 S: 14	H: 2 LOB: 1 BB: 0 P: 21	R: 3 E: 0 K: 1 S: 12	H: 2 LOB: 0 BB: 1 P: 23	R: 0 E: 0 K: 1 S: 10	H: 1 LOB: 1 BB: 0 P: 15	R: 0 E: 0 K: 1 S: 9	H: 1 LOB: 1 BB: 0 P: 14	1B: 9 SF: 0 2B: 1 SAC: 2 3B: 0 DP: 0 HR: 4 HBP: 0	WP: 0 PA: 39 PB: 0 SB: 0 CS: 0
PITCHER	IP WLS BF H R ER SO BB IBB HBP BLK WP HR S P ERA WHIP																	
34 Cliff Lee, L ERA: 2.83	5.0 L 25 10 6 6 5 0 0 0 0 0 0 3 64 93 10.80 2.000																	
37 Chad Durbin, R ERA: 5.17	1.0 6 2 3 3 1 1 0 0 0 0 0 1 12 23 27.00 3.000																	
52 Tyler Walker, R ERA: 1.99	2.0 8 2 0 0 2 0 0 0 0 0 0 0 19 29 0.00 1.000																	

Batter	1	2	3	4	5	6	7	8	9	AB	R	H	RBI	BB	SO	LOB	BOTTOM	
11 Jimmy Rollins, S OBP: 0.292, SLG: 0.418										4	0	2	0	0	0	3	Atlanta Braves @ Philadelphia Phillies Citizens Bank Park, Philadelphia, PA Sat Aug 29 2009, 7:05 PM EDT Att: 45,134 - Cloudy - 77 F	
8 Shane Victorino, S OBP: 0.377, SLG: 0.468										4	0	1	0	0	1	1		
26 Chase Utley, L OBP: 0.424, SLG: 0.550										4	1	3	1	0	0	0		
6 Ryan Howard, L OBP: 0.351, SLG: 0.569										4	0	1	0	0	2	4		
28 Jayson Werth, R OBP: 0.374, SLG: 0.520										4	0	1	0	0	1	5		
29 Raul Ibanez, L OBP: 0.344, SLG: 0.564										4	0	0	0	0	0	6		
7 Pedro Feliz, R OBP: 0.322, SLG: 0.393										3	0	1	0	0	1	0		
23 Paul Bako, L OBP: 0.273, SLG: 0.329										3	0	1	0	0	1	2		
34 Cliff Lee, L OBP: 0.292, SLG: 0.348										2	0	1	0	0	1	0		
37 Chad Durbin, R OBP: 0.200, SLG: 0.200										0	0	0	0	0	0	0		
9 Miguel Cairo, R OBP: 0.111, SLG: 0.111										1	0	0	0	0	0	2		
52 Tyler Walker, R										0	0	0	0	0	0	0		
Inning Stats	R: 1 E: 0 K: 0 S: 14	H: 1 LOB: 0 BB: 0 P: 17	R: 0 E: 0 K: 1 S: 19	H: 2 LOB: 3 BB: 0 P: 28	R: 0 E: 1 K: 1 S: 11	H: 1 LOB: 2 BB: 0 P: 18	R: 0 E: 0 K: 2 S: 9	H: 0 LOB: 0 BB: 0 P: 14	R: 0 E: 0 K: 0 S: 14	H: 2 LOB: 1 BB: 0 P: 16	R: 0 E: 0 K: 0 S: 14	H: 2 LOB: 3 BB: 0 P: 24	R: 0 E: 0 K: 2 S: 17	H: 3 LOB: 0 BB: 0 P: 26	R: 0 E: 0 K: 0 S: 0	H: 0 LOB: 0 BB: 0 P: 0	1B: 9 SF: 0 2B: 1 SAC: 0 3B: 0 DP: 1 HR: 1 HBP: 1	WP: 0 PA: 34 PB: 0 SB: 0 CS: 0
PITCHER	IP WLS BF H R ER SO BB IBB HBP BLK WP HR S P ERA WHIP																	
32 Derek Lowe, R ERA: 4.38	5.2 W 26 8 3 0 1 5 0 0 0 0 0 1 75 112 1.59 1.412																	
58 Peter Moylan, R ERA: 3.18	0.1 4 3 0 0 0 0 0 0 0 0 0 0 9 15 0.00 9.000																	
51 Michael Gonzalez, L ERA: 2.33	1.0 3 0 0 0 2 0 0 0 0 0 0 0 11 16 0.00 0.000																	
38 Buddy Carlyle, R ERA: 8.85	0.0 1 0 0 0 0 0 0 0 0 0 0 0 0 0 0 =																	

AB	36
R	9
H	14
RBI	9
BB	1
SO	8
LOB	12



Batter	1	2	3	4	5	6	7	8	9	AB	R	H	RBI	BB	SO	LOB	TOP			
23 Matt Diaz, R OBP: 0.389, SLG: 0.516	L6		G1-3		G5-3			HBP		3	1	0	0	0	0	0				
14 Martin Prado, R OBP: 0.359, SLG: 0.463	HR		K		1B			1B		4	1	3	1	0	1	0				
10 Chipper Jones, S OBP: 0.399, SLG: 0.457	BB		K		G4-3			1B		3	0	1	1	1	1	1				
16 Brian McCann, L OBP: 0.352, SLG: 0.497	F9			F8		G4-3		FC4-6-5		4	0	0	0	0	0	3				
18 Garret Anderson, L OBP: 0.323, SLG: 0.441	BB			P5		BB		G4-3		2	0	0	0	2	0	1				
19 Yunel Escobar, R OBP: 0.373, SLG: 0.452	FC6-4			BB		G6-4-3		F9		3	0	0	0	1	0	3				
22 Adam LaRoche, L OBP: 0.354, SLG: 0.492		P4		1B				F8		4	0	1	0	0	1	0				
30 Reid Gorecki, R OBP: 0.250, SLG: 0.227		K		1B				K		3	0	0	0	0	2	2				
20 Greg Norton, S OBP: 0.325, SLG: 0.169		K		K				K		1	0	0	0	0	1	0				
49 Jair Jurrjens, R OBP: 0.190, SLG: 0.148		G5-3								3	0	0	0	0	2	0				
Rafael Soriano, R (8, 1)										0	0	0	0	0	0	0				
Inning Stats	R: 1 H: 1 E: 0 K: 0 S: 10	H: 1 LOB: 2 BB: 2 P: 23	R: 0 H: 0 E: 0 K: 1 S: 9	H: 0 LOB: 0 BB: 0 P: 13	R: 0 H: 0 E: 0 K: 2 S: 8	H: 1 LOB: 2 BB: 0 P: 11	R: 0 H: 1 E: 0 K: 1 S: 9	H: 1 LOB: 1 BB: 0 P: 18	R: 0 H: 0 E: 0 K: 0 S: 6	H: 0 LOB: 0 BB: 1 P: 10	R: 0 H: 0 E: 0 K: 2 S: 9	H: 0 LOB: 0 BB: 0 P: 14	R: 1 H: 2 E: 0 K: 0 S: 16	H: 2 LOB: 1 BB: 0 P: 20	R: 0 H: 0 E: 0 K: 1 S: 8	H: 0 LOB: 0 BB: 0 P: 12	1B: 4 2B: 0 3B: 0 HR: 1	SF: 0 SAC: 0 DP: 2 HBP: 1	WP: 0 PB: 0 SB: 0 CS: 0	PA: 35
PITCHER	IP WLS BF H R ER SO BB IBB HBP BLK WP HR S P ERA WHIP																			
56 Joe Blanton, R ERA: 3.77	(1, 1) 7.0 W 27 3 1 1 7 4 0 0 0 0 1 66 111 1.29 1.000																			
46 Ryan Madson, R ERA: 3.23	(8, 1) 0.0 3 2 1 1 0 0 0 0 1 0 0 0 8 13 ∞ ∞																			
47 Scott Eyre, L ERA: 1.65	(8, 1) 1.0 H 2 0 0 0 0 0 0 0 0 0 0 8 11 0.00 0.000																			
54 Brad Lidge, R ERA: 7.03	(9, 1) 1.0 S 3 0 0 0 1 0 0 0 0 0 0 0 8 12 0.00 0.000																			

Atlanta Braves @ Philadelphia Phillies
Citizens Bank Park, Philadelphia, PA
Sun Aug 30 2009, 8:05 PM EDT
Att: 44,828 - Partly Cloudy - 77 F

AB 30
R 2
H 5
RBI 2
BB 4
SO 8
LOB 10

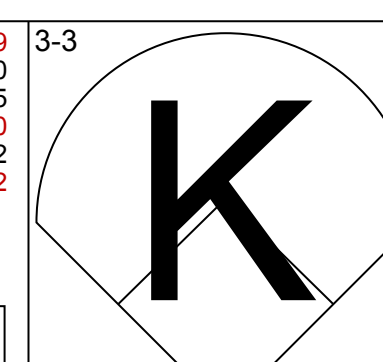
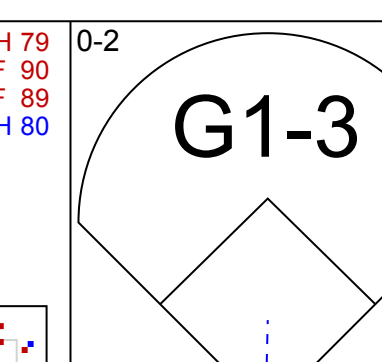
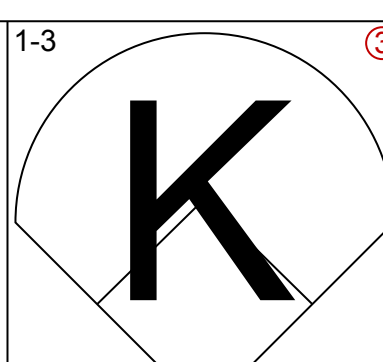
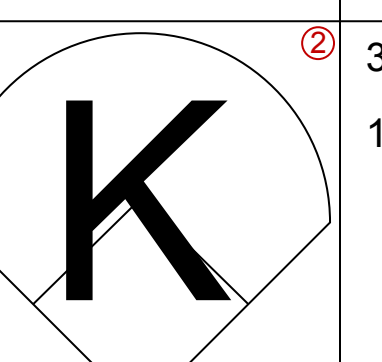

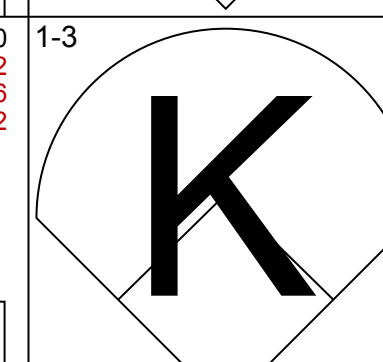
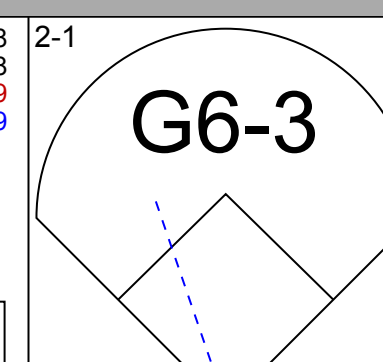
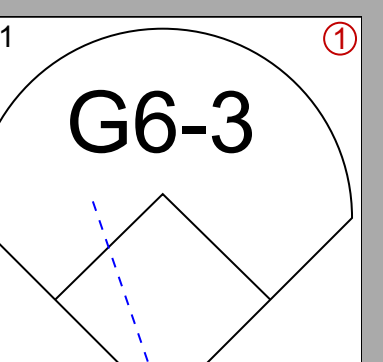
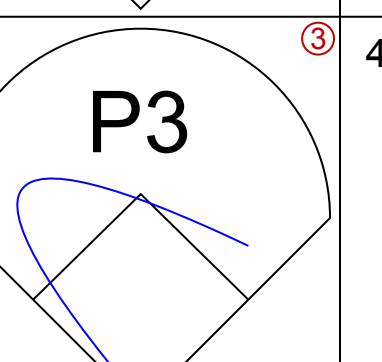
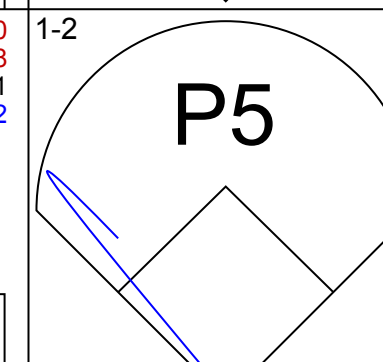
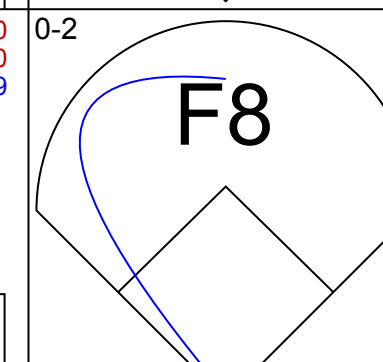
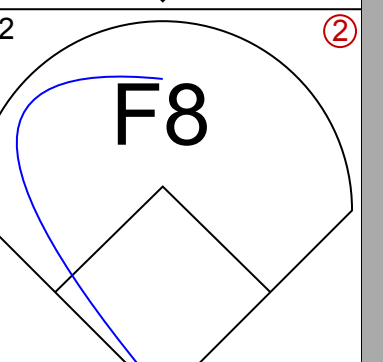
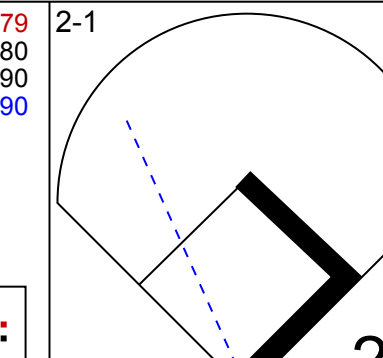
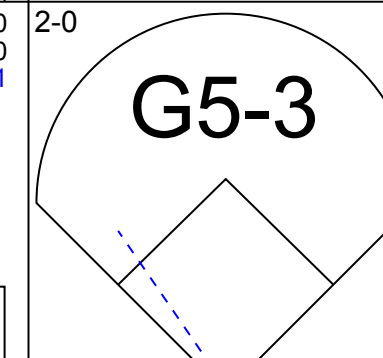

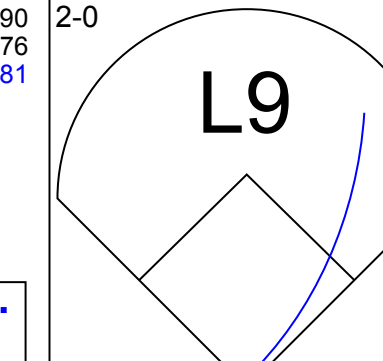
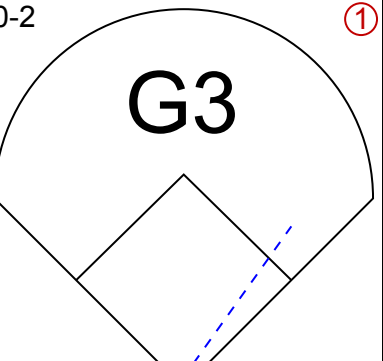
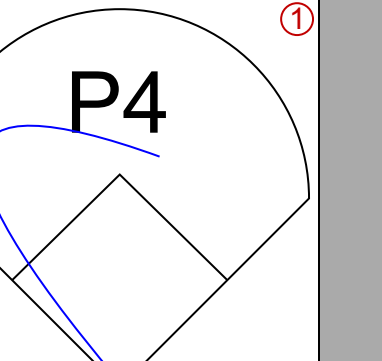
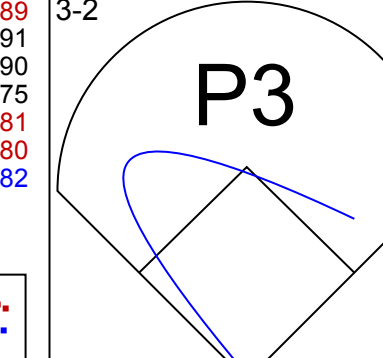
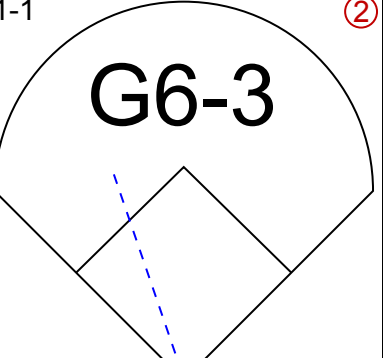
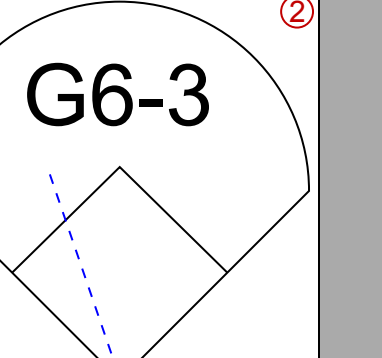
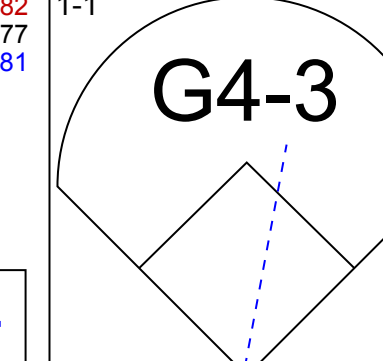
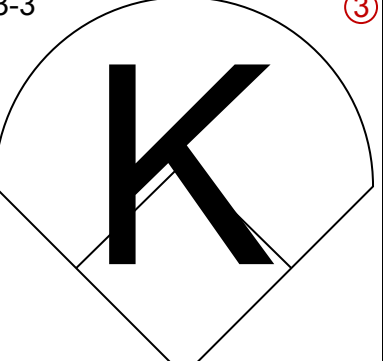
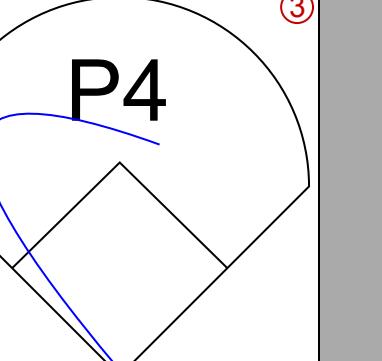
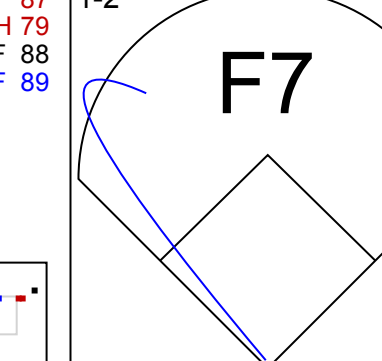
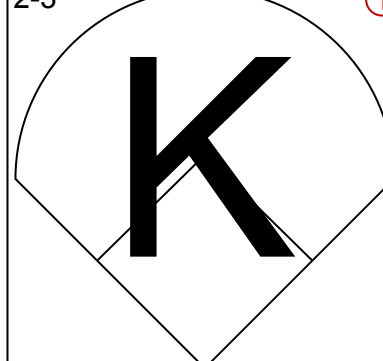
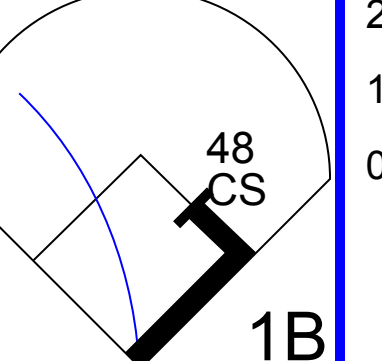
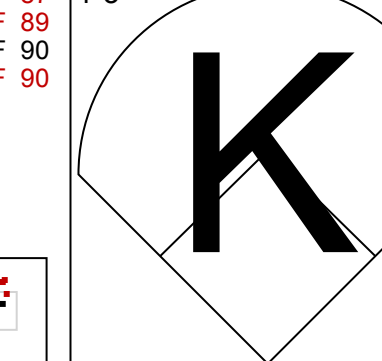
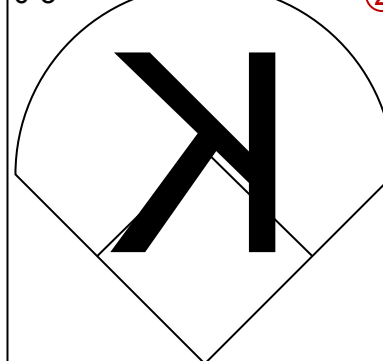
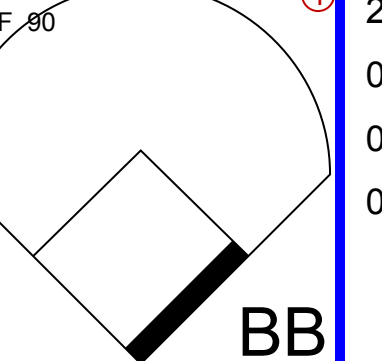


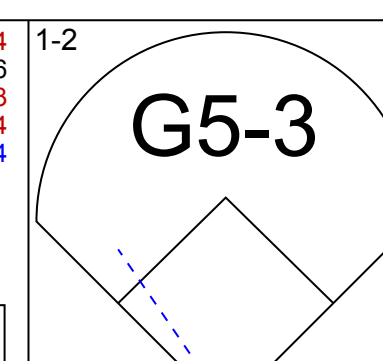
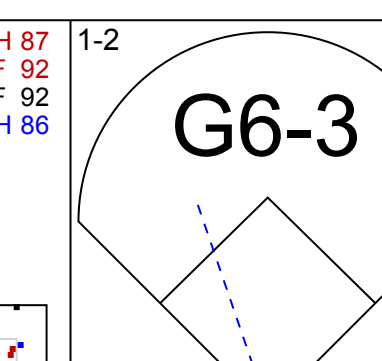
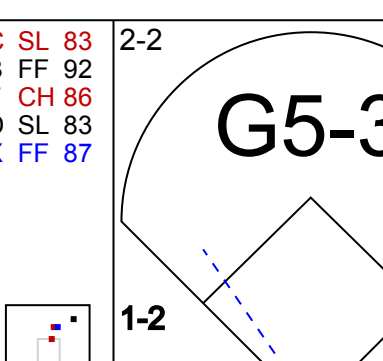
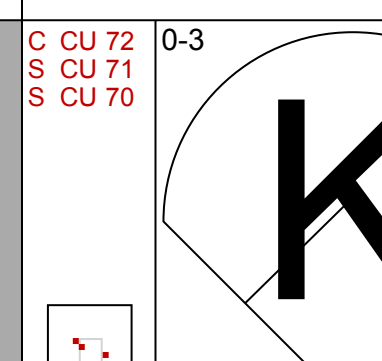

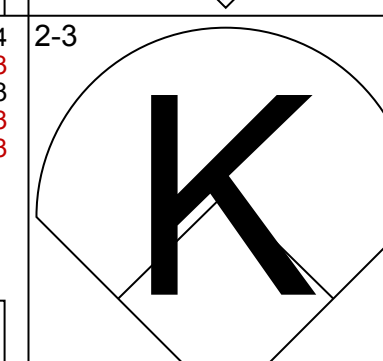
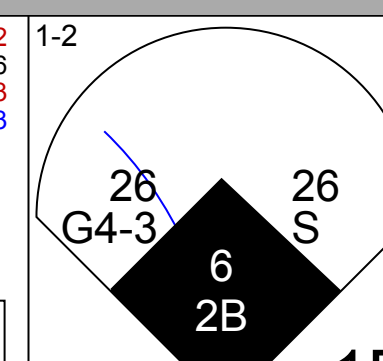
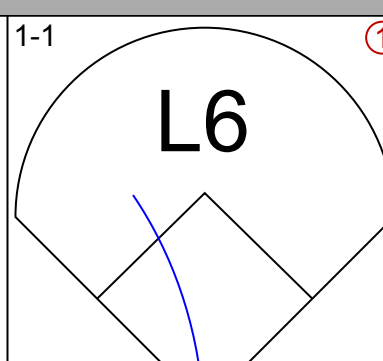
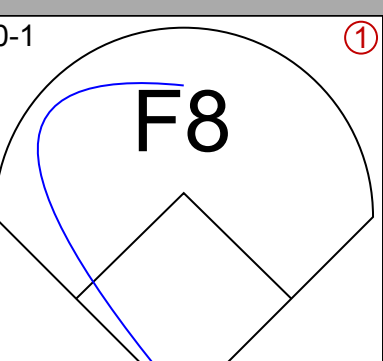
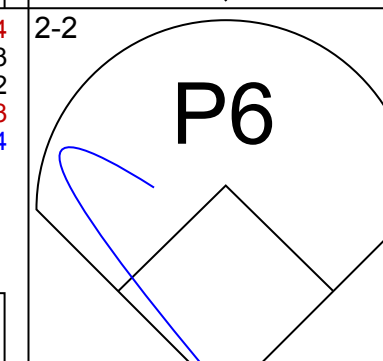
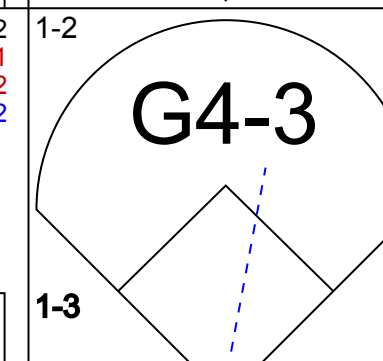
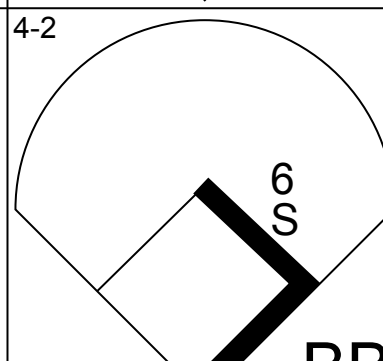
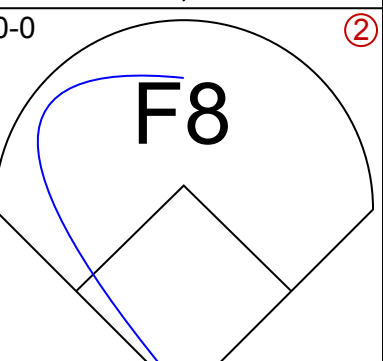
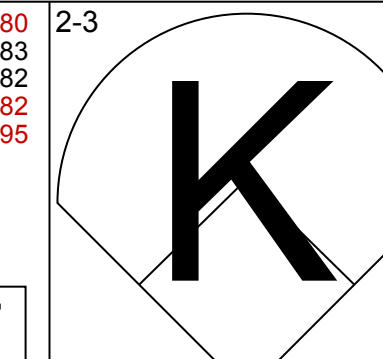
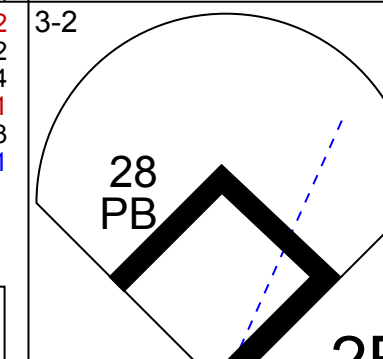
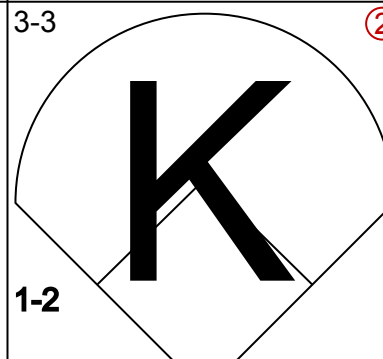
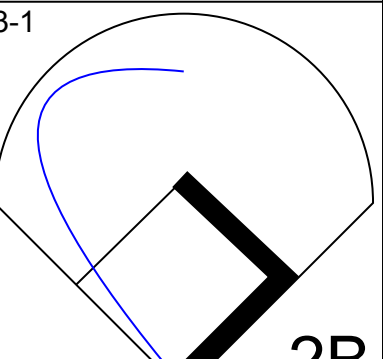
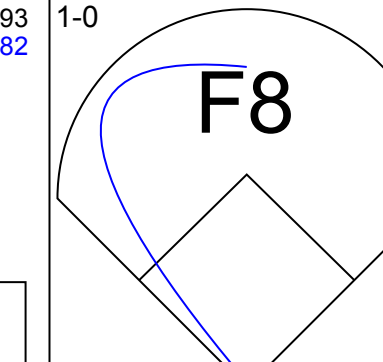
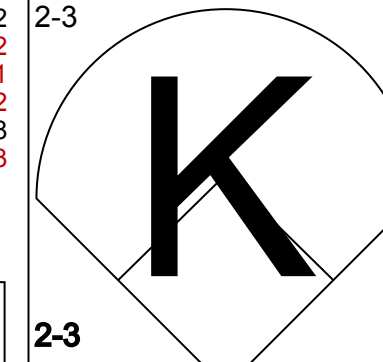
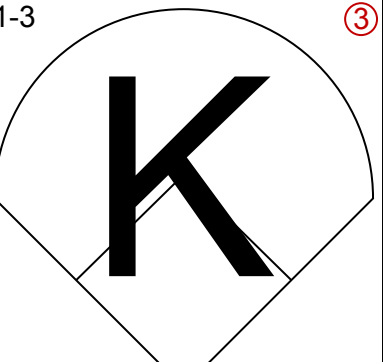
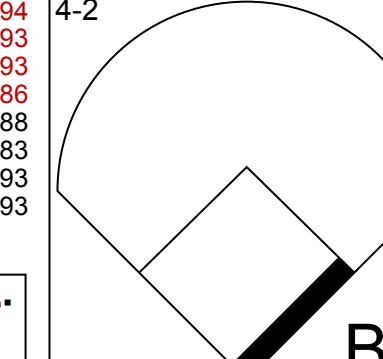
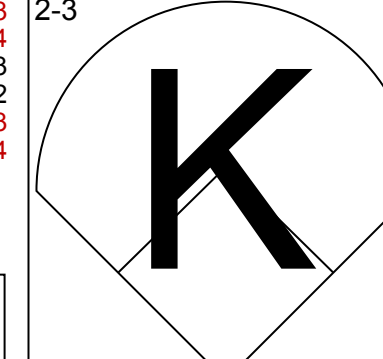
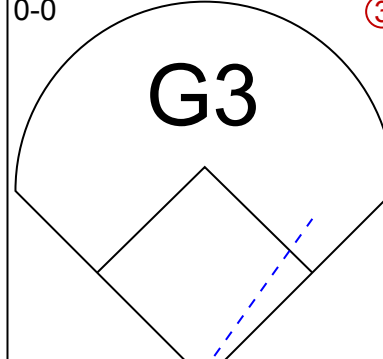
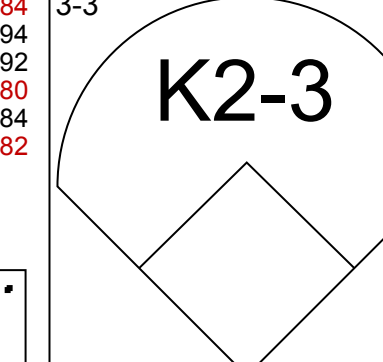
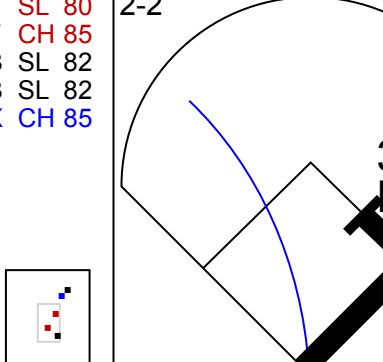
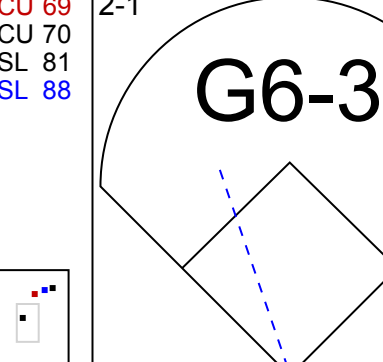
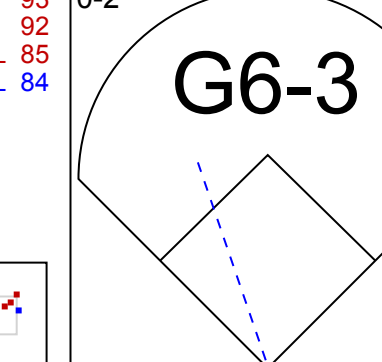
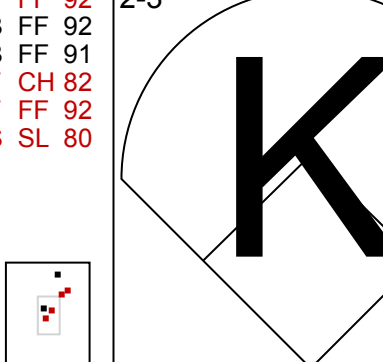
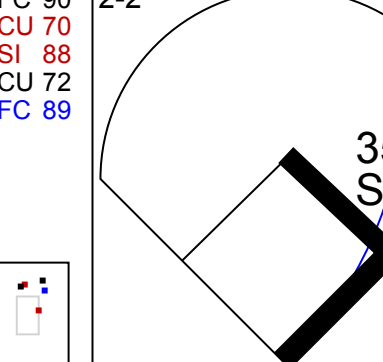
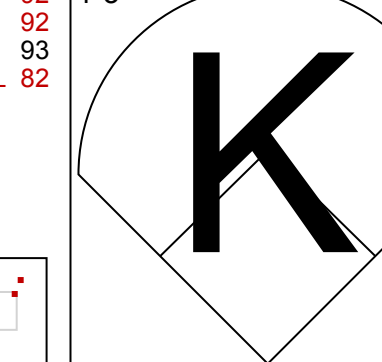
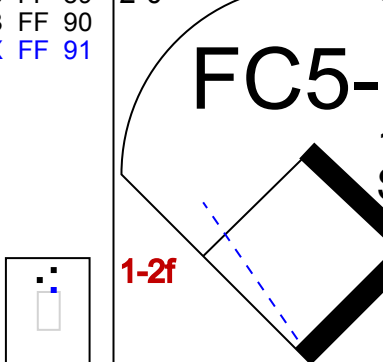
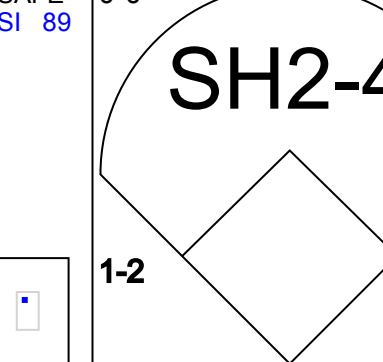
Batter	1	2	3	4	5	6	7	8	9	AB	R	H	RBI	BB	SO	LOB	BOTTOM			
11 Jimmy Rollins, S OBP: 0.290, SLG: 0.415	F7		F8		G4-3			L9		4	0	0	0	0	0	4				
8 Shane Victorino, S OBP: 0.374, SLG: 0.464	F8			B1-3		L9	F7			4	0	0	0	0	1					
26 Chase Utley, L OBP: 0.423, SLG: 0.554	F8			HR		G3		P6		4	1	1	1	0	0					
6 Ryan Howard, L OBP: 0.352, SLG: 0.569	F8			BB		1B		K		4	0	2	0	0	1					
28 Jayson Werth, R OBP: 0.373, SLG: 0.520	K			G5-4-3		FC5-4		2B		4	0	1	0	0	1					
29 Raul Ibanez, L OBP: 0.347, SLG: 0.563	G5-3			BB		BB		IBB		1	1	0	0	3	0					
7 Pedro Feliz, R OBP: 0.322, SLG: 0.393	F8			1B		SH		K		3	1	1	0	0	1					
Carlos Ruiz, R OBP: 0.340, SLG: 0.411	G4-3			2B		2B				3	0	3	2	0	0					
56 Joe Blanton, R OBP: 0.167, SLG: 0.091	G4-3			1B		L3				2	0	0	0	0	4					
12 Matt Stairs, L OBP: 0.352, SLG: 0.356										1	0	0	0	0	1					
46 Ryan Madson, L ERA: 3.23										0	0	0	0	0	0					
47 Scott Eyre, L ERA: 1.65										0	0	0	0	0	0					
54 Brad Lidge, R ERA: 7.03										0	0	0	0	0	0					
Inning Stats	R: 0 H: 0 E: 0 K: 0 S: 6	H: 0 LOB: 0 BB: 0 P: 7	R: 0 H: 0 E: 0 K: 1 S: 8	H: 0 LOB: 0 BB: 0 P: 15	R: 0 H: 1 E: 0 K: 0 S: 7	H: 1 LOB: 1 BB: 0 P: 10	R: 1 H: 2 E: 0 K: 0 S: 7	H: 2 LOB: 0 BB: 0 P: 8	R: 0 H: 2 E: 0 K: 0 S: 13	H: 2 LOB: 2 BB: 1 P: 22	R: 0 H: 1 E: 0 K: 0 S: 7	H: 1 LOB: 1 BB: 0 P: 13	R: 2 H: 1 E: 0 K: 1 S: 13	H: 1 LOB: 1 BB: 1 P: 20	R: 0 H: 1 E: 0 K: 2 S: 10	H: 1 LOB: 2 BB: 1 P: 18	1B: 4 2B: 4 3B: 0 HR: 1	SF: 0 SAC: 1 DP: 2 HBP: 0	WP: 0 PB: 0 SB: 0 CS: 0	PA: 34
PITCHER	IP WLS BF H R ER SO BB IBB HBP BLK WP HR S P ERA WHIP																			
49 Jair Jurrjens, R ERA: 2.89	(1, 1) 7.0 L 29 7 3 2 2 2 0 1 0 0 0 0 10 18 0.00 1.000																			
Rafael Soriano, R ERA: 2.29	(8, 1) 1.0 5 1 0 0 2 0 1 0 0 0 0 0 10 18 0.00 1.000																			

Atlanta Braves @ Philadelphia Phillies
Citizens Bank Park, Philadelphia, PA
Sun Aug 30 2009, 8:05 PM EDT
Att: 44,828 - Partly Cloudy - 77 F

AB 30
R 3
H 8
RBI 3
BB 3
SO 4
LOB 14



Batter	1	2	3	4	5	6	7	8	9	AB	R	H	RBI	BB	SO	LOB	TOP		
8 Eugenio Velez, S (1,7) OBP: 0.314, SLG: 0.399 1 Bengie Molina, R (9,PH) OBP: 0.281, SLG: 0.437										3	0	0	0	0	2	0	<p>San Francisco Giants @ Philadelphia Phillies Citizens Bank Park, Philadelphia, PA Tue Sep 01 2009, 7:05 PM EDT Att. 44,679 - Clear - 71 F</p> <p>livebaseballscorecards.com</p> <p>AB 28 R 0 H 2 RBI 0 BB 1 SO 9 LOB 5</p> 		
16 Edgar Renteria, R (1,6) OBP: 0.319, SLG: 0.337										4	0	0	0	0	1	1			
33 Aaron Rowand, R (1,8) OBP: 0.332, SLG: 0.438										3	0	0	0	0	0	0			
23 Ryan Garko, R (1,3) OBP: 0.342, SLG: 0.434										3	0	1	0	0	1	0			
5 Juan Uribe, R (1,4) OBP: 0.307, SLG: 0.449										3	0	0	0	0	0	1			
2 Randy Winn, S (1,9) OBP: 0.315, SLG: 0.363										3	0	0	0	0	0	1			
29 Ryan Rohlinger, R (1,5) OBP: 0.200, SLG: 0.111										3	0	0	0	0	1	1			
22 Eli Whiteside, R (1,2) OBP: 0.260, SLG: 0.316 35 Rich Aurilia, R (9,PH) OBP: 0.273, SLG: 0.300 56 Andres Torres, S (9,FR) OBP: 0.337, SLG: 0.472										2	0	0	0	0	1	0			
57 Jonathan Sanchez, L (1,1) OBP: 0.135, SLG: 0.059 49 Brandon Medders, R (7,1) 48 Pablo Sandoval, S (9,PH) OBP: 0.394, SLG: 0.563 14 Fred Lewis, L (9,FR) OBP: 0.360, SLG: 0.410										2	0	0	0	0	2	0			
Inning Stats	R: 0 H: 0 E: 0 K: 2 S: 9	H: 0 LOB: 0 BB: 0 P: 14	R: 0 H: 1 E: 0 K: 0 S: 9	H: 1 LOB: 1 BB: 0 P: 17	R: 0 H: 0 E: 0 K: 1 S: 10	H: 0 LOB: 0 BB: 0 P: 12	R: 0 H: 0 E: 0 K: 0 S: 6	H: 0 LOB: 0 BB: 0 P: 10	R: 0 H: 0 E: 0 K: 1 S: 8	H: 0 LOB: 0 BB: 0 P: 12	R: 0 H: 0 E: 0 K: 3 S: 11	H: 0 LOB: 0 BB: 0 P: 14	R: 0 H: 0 E: 0 K: 1 S: 9	H: 0 LOB: 0 BB: 0 P: 12	R: 0 H: 0 E: 0 K: 0 S: 9	H: 1 LOB: 1 BB: 1 P: 14		1B: 1 2B: 1 3B: 0 HR: 0	SF: 0 SAC: 0 DP: 0 HBP: 0
PITCHER 35 Cole Hamels, L (1,1) ERA: 4.26	IP: 9.0 WLS: W BF: 29 H: 2 R: 0 ER: 0 SO: 9 BB: 1 IBB: 0 HBP: 0 BLK: 0 WP: 0 HR: 0 S: 80 P: 118 ERA: 0.00 WHIP: 0.333																		

Batter	1	2	3	4	5	6	7	8	9	AB	R	H	RBI	BB	SO	LOB	BOTTOM		
11 Jimmy Rollins, S (1,6) OBP: 0.288, SLG: 0.412										4	0	0	0	0	1	2	<p>San Francisco Giants @ Philadelphia Phillies Citizens Bank Park, Philadelphia, PA Tue Sep 01 2009, 7:05 PM EDT Att. 44,679 - Clear - 71 F</p> <p>livebaseballscorecards.com</p> <p>AB 28 R 1 H 5 RBI 1 BB 3 SO 10 LOB 12</p> 		
8 Shane Victorino, S (1,8) OBP: 0.373, SLG: 0.462										4	1	1	0	0	1	0			
26 Chase Utley, L (1,4) OBP: 0.421, SLG: 0.550										3	0	0	0	1	0	1			
6 Ryan Howard, L (1,3) OBP: 0.353, SLG: 0.572										4	0	2	1	0	2	1			
28 Jayson Werth, R (1,9) OBP: 0.372, SLG: 0.516										3	0	0	0	1	2	2			
29 Raul Ibanez, L (1,7) OBP: 0.347, SLG: 0.560										2	0	0	0	1	1	3			
7 Pedro Feliz, R (1,5) OBP: 0.322, SLG: 0.392										3	0	1	0	0	1	1			
Carlos Ruiz, R (1,2) OBP: 0.340, SLG: 0.410										3	0	1	0	0	1	1			
35 Cole Hamels, L (1,1) OBP: 0.146, SLG: 0.191										2	0	0	0	0	1	1			
Inning Stats	R: 0 H: 0 E: 0 K: 1 S: 10	H: 0 LOB: 0 BB: 0 P: 15	R: 0 H: 0 E: 0 K: 2 S: 11	H: 0 LOB: 1 BB: 1 P: 21	R: 0 H: 0 E: 0 K: 1 S: 10	H: 0 LOB: 0 BB: 0 P: 12	R: 1 H: 2 E: 0 K: 2 S: 17	H: 2 LOB: 1 BB: 0 P: 26	R: 0 H: 1 E: 0 K: 1 S: 11	H: 1 LOB: 1 BB: 0 P: 19	R: 0 H: 0 E: 0 K: 1 S: 9	H: 0 LOB: 2 BB: 2 P: 21	R: 0 H: 1 E: 0 K: 1 S: 9	H: 1 LOB: 0 BB: 0 P: 13	R: 0 H: 1 E: 0 K: 1 S: 8	H: 1 LOB: 1 BB: 0 P: 12		1B: 3 2B: 2 3B: 0 HR: 0	SF: 0 SAC: 1 DP: 0 HBP: 0
PITCHER 57 Jonathan Sanchez, L (1,1) ERA: 4.15 49 Brandon Medders, R (7,1) ERA: 3.27	IP: 6.0 WLS: L BF: 24 H: 3 R: 1 ER: 1 SO: 8 BB: 2 IBB: 0 HBP: 0 BLK: 0 WP: 0 HR: 0 S: 68 P: 114 ERA: 1.50 WHIP: 0.833																		

Batter	1	2	3	4	5	6	7	8	9	AB	R	H	RBI	BB	SO	LOB	TOP			
56 Andres Torres, S OBP: 0.343, SLG: 0.467	G6-3		K							3	0	1	1	1	1	0	San Francisco Giants @ Philadelphia Phillies Citizens Bank Park, Philadelphia, PA Wed Sep 02 2009, 7:05 PM EDT Att: 45,086 - Clear - 74 F			
16 Edgar Renteria, R OBP: 0.316, SLG: 0.336	G5-3									4	0	1	0	0	0	2				
48 Pablo Sandoval, S OBP: 0.391, SLG: 0.558	F9									4	0	0	0	0	0	1				
29 Ryan Rohlinger, R OBP: 0.200, SLG: 0.111			F9							0	0	0	0	0	0	0				
23 Ryan Garko, R OBP: 0.344, SLG: 0.435										2	1	1	0	1	1	1				
35 Travis Ishikawa, L OBP: 0.316, SLG: 0.402										1	0	0	0	0	1	0				
5 Juan Uribe, R OBP: 0.316, SLG: 0.466										3	1	3	2	1	0	0				
33 Aaron Rowand, R OBP: 0.331, SLG: 0.443										4	1	1	1	0	0	5				
12 Nate Schierholtz, L OBP: 0.307, SLG: 0.424										4	1	1	0	0	2	2				
22 Eli Whiteside, R OBP: 0.250, SLG: 0.303										4	0	0	0	0	3	1				
31 Brad Penny, R OBP: 0.500, SLG: 0.500										3	0	0	0	0	2	1				
14 Fred Lewis, L OBP: 0.359, SLG: 0.409										1	0	0	0	0	1	0				
41 Jeremy Affeldt, L OBP: 0.500, SLG: 0.500										0	0	0	0	0	0	0				
Inning Stats	R: 0 E: 0 K: 0 S: 6	H: 0 LOB: 0 BB: 0 P: 9	R: 0 E: 0 K: 0 S: 10	H: 2 LOB: 1 BB: 0 P: 18	R: 0 E: 0 K: 3 S: 9	H: 0 LOB: 0 BB: 0 P: 14	R: 0 E: 0 K: 1 S: 13	H: 2 LOB: 2 BB: 0 P: 17	R: 1 E: 0 K: 2 S: 18	H: 2 LOB: 1 BB: 0 P: 26	R: 3 E: 0 K: 1 S: 12	H: 2 LOB: 0 BB: 1 P: 18	R: 0 E: 0 K: 0 S: 6	H: 0 LOB: 0 BB: 1 P: 11	R: 0 E: 0 K: 1 S: 13	H: 0 LOB: 1 BB: 0 P: 19	1B: 5 2B: 1 3B: 0 HR: 2	SF: 0 SAC: 0 DP: 2 HBP: 0	WP: 0 PB: 0 SB: 0 CS: 0	PA: 36
PITCHER	IP WLS BF H R ER SO BB IBB HBP BLK WP HR S P ERA WHIP																			
43 J.A. Happ, L ERA: 2.77	6.0 L 26 8 4 4 7 1 0 0 0 0 0 2 68 102 6.00 1.500																			
37 Chad Durbin, R ERA: 4.99	2.0 7 0 0 0 1 2 0 0 0 0 0 0 19 30 0.00 1.000																			
57 Jack Taschner, L ERA: 5.14	0.1 1 0 0 0 1 0 0 0 0 0 0 0 6 8 0.00 0.000																			
52 Tyler Walker, R ERA: 1.93	0.2 2 0 0 0 2 0 0 0 0 0 0 0 6 8 0.00 0.000																			

Batter	1	2	3	4	5	6	7	8	9	AB	R	H	RBI	BB	SO	LOB	BOTTOM					
11 Jimmy Rollins, S OBP: 0.289, SLG: 0.412	G4-3									4	0	2	0	0	0	1	San Francisco Giants @ Philadelphia Phillies Citizens Bank Park, Philadelphia, PA Wed Sep 02 2009, 7:05 PM EDT Att: 45,086 - Clear - 74 F					
8 Shane Victorino, S OBP: 0.371, SLG: 0.459	K									4	0	0	0	0	2	2						
26 Chase Utley, L OBP: 0.418, SLG: 0.545	F7									4	0	0	0	0	1	2						
6 Ryan Howard, L OBP: 0.353, SLG: 0.570										4	0	1	0	0	1	0						
28 Jayson Werth, R OBP: 0.374, SLG: 0.516										2	0	1	0	1	0	0						
29 Raul Ibanez, L OBP: 0.345, SLG: 0.556										3	0	0	0	0	0	3						
7 Pedro Feliz, R OBP: 0.320, SLG: 0.390										3	0	0	0	0	0	2						
Carlos Ruiz, R OBP: 0.340, SLG: 0.410										3	0	1	0	0	0	2						
43 J.A. Hahn, L OBP: 0.286, SLG: 0.100										1	0	0	0	0	0	0						
9 Miguel Cairo, R OBP: 0.105, SLG: 0.105										1	0	0	0	0	0	0						
37 Chad Durbin, R OBP: 0.105, SLG: 0.105										0	0	0	0	0	0	0						
10 Ben Francisco, L OBP: 0.105, SLG: 0.105										1	0	0	0	0	0	1						
57 Jack Taschner, L OBP: 0.105, SLG: 0.105										0	0	0	0	0	0	0						
52 Tyler Walker, R OBP: 0.105, SLG: 0.105										0	0	0	0	0	0	0						
Inning Stats	R: 0 E: 0 K: 1 S: 7	H: 1 LOB: 0 BB: 0 P: 11	R: 0 E: 0 K: 0 S: 9	H: 1 LOB: 0 BB: 0 P: 16	R: 0 E: 0 K: 0 S: 4	H: 0 LOB: 0 BB: 0 P: 6	R: 0 E: 0 K: 0 S: 6	H: 1 LOB: 0 BB: 0 P: 8	R: 0 E: 0 K: 0 S: 10	H: 1 LOB: 2 BB: 1 P: 19	R: 0 E: 0 K: 0 S: 9	H: 1 LOB: 1 BB: 0 P: 12	R: 0 E: 0 K: 1 S: 7	H: 0 LOB: 0 BB: 0 P: 12	R: 0 E: 0 K: 0 S: 12	H: 1 LOB: 1 BB: 0 P: 18	R: 0 E: 0 K: 2 S: 10	H: 0 LOB: 0 BB: 0 P: 15	1B: 5 2B: 0 3B: 0 HR: 0	SF: 0 SAC: 0 DP: 2 HBP: 0	WP: 1 PB: 0 SB: 0 CS: 0	PA: 31
PITCHER	IP WLS BF H R ER SO BB IBB HBP BLK WP HR S P ERA WHIP																					
31 Brad Penny, R ERA: 5.28	8.0 W 28 5 0 0 0 1 0 0 0 0 0 0 10 64 0.00 0.750																					
41 Jeremy Affeldt, L ERA: 1.79	1.0 3 0 0 0 2 0 0 0 0 0 0 0 10 15 0.00 0.000																					

Batter	1	2	3	4	5	6	7	8	9	AB	R	H	RBI	BB	SO	LOB	TOP							
8 Eugenio Velez, S (1,7) OBP: 0.318, SLG: 0.423										4	1	2	1	0	2	0	San Francisco Giants @ Philadelphia Phillies Citizens Bank Park, Philadelphia, PA Thu Sep.03 2009, 7:05 PM EDT Att: 45,156 - Partly Cloudy - 72 F							
16 Edgar Renteria, R (1,6) OBP: 0.316, SLG: 0.333										4	0	0	0	0	1	1								
48 Pablo Sandoval, S (1,5) OBP: 0.380, SLG: 0.558										4	0	1	0	0	1	1								
1 Bengie Molina, R (1,2) OBP: 0.279, SLG: 0.433										4	0	0	0	0	1	2								
2 Randy Winn, S (1,9) OBP: 0.314, SLG: 0.362										4	0	1	0	0	1	1								
5 Juan Uribe, R (1,4) OBP: 0.319, SLG: 0.468										3	0	1	0	1	1	0								
35 Travis Ishikawa, L (1,3) OBP: 0.314, SLG: 0.398										3	0	0	0	0	1	1								
14 Fred Lewis, L (9,PH) OBP: 0.358, SLG: 0.407										1	0	0	0	0	0	2								
33 Aaron Rowand, R (1,8) OBP: 0.331, SLG: 0.442										3	0	1	0	0	1	1								
55 Tim Lincecum, L (1,1) OBP: 0.215, SLG: 0.169										2	0	0	0	0	2	1								
12 Nate Schierholtz, L (8,PH) OBP: 0.306, SLG: 0.453										1	0	0	0	0	0	0								
54 Sergio Romo, R (8,1) OBP: 0.316, SLG: 0.423										0	0	0	0	0	0	0								
Inning Stats	R: 1 E: 0 K: 2 S: 13	H: 2 LOB: 1 BB: 0 P: 17	R: 0 E: 0 K: 2 S: 8	H: 0 LOB: 0 BB: 0 P: 13	R: 0 E: 0 K: 3 S: 10	H: 0 LOB: 0 BB: 0 P: 15	R: 0 E: 0 K: 0 S: 6	H: 0 LOB: 0 BB: 0 P: 8	R: 0 E: 0 K: 1 S: 9	H: 1 LOB: 1 BB: 0 P: 12	R: 0 E: 0 K: 0 S: 9	H: 1 LOB: 1 BB: 0 P: 12	R: 0 E: 0 K: 1 S: 7	H: 1 LOB: 1 BB: 0 P: 10	R: 0 E: 0 K: 1 S: 6	H: 0 LOB: 0 BB: 0 P: 9	R: 0 E: 0 K: 1 S: 12	H: 1 LOB: 2 BB: 1 P: 22	1B: 2 2B: 3 3B: 0 HR: 1	SF: 0 SAC: 0 DP: 0 HBP: 0	WP: 0 PB: 0 SB: 2 CS: 0	PA: 34		
PITCHER	IP	WLS	BF	H	R	ER	SO	BB	IBB	HBP	BLK	WP	HR	S	P	ERA	WHIP							
45 Pedro Martinez, R (1,1) ERA: 3.52	7.0	W	26	5	1	1	9	0	0	0	0	0	1	62	87	1.29	0.714							
46 Ryan Madson, R (8,1) ERA: 3.19	1.0	H	3	0	0	0	1	0	0	0	0	0	0	6	9	0.00	0.000							
54 Brad Lidge, R (9,1) ERA: 6.89	1.0	S	5	1	0	0	1	1	0	0	0	0	0	12	22	0.00	2.000							

AB	33
R	1
H	6
RBI	1
BB	1
SO	11
LOB	10



Batter	1	2	3	4	5	6	7	8	9	AB	R	H	RBI	BB	SO	LOB	BOTTOM							
11 Jimmy Rollins, S (1,6) OBP: 0.289, SLG: 0.413										4	0	1	0	0	1	0	San Francisco Giants @ Philadelphia Phillies Citizens Bank Park, Philadelphia, PA Thu Sep.03 2009, 7:05 PM EDT Att: 45,156 - Partly Cloudy - 72 F							
8 Shane Victorino, S (1,8) OBP: 0.388, SLG: 0.455										4	0	0	0	0	0	1								
26 Chase Utley, L (1,4) OBP: 0.417, SLG: 0.542										3	1	0	0	0	2	0								
6 Ryan Howard, L (1,3) OBP: 0.353, SLG: 0.570										3	0	1	1	0	2	0								
28 Jayson Werth, R (1,9) OBP: 0.374, SLG: 0.521										3	1	1	1	0	1	1								
29 Raul Ibanez, L (1,7) OBP: 0.343, SLG: 0.551										3	0	0	0	0	3	0								
7 Pedro Feliz, R (1,5) OBP: 0.318, SLG: 0.387										3	0	0	0	0	0	0								
Carlos Ruiz, R (1,2) OBP: 0.343, SLG: 0.414										2	0	1	0	1	1	0								
45 Pedro Martinez, R (1,1) OBP: 0.125, SLG: 0.125										2	0	0	0	0	1	1								
12 Matt Stairs, L (7,PH) OBP: 0.349, SLG: 0.352										1	0	0	0	0	1	1								
46 Ryan Madson, L (8,1) OBP: 0.316, SLG: 0.423										0	0	0	0	0	0	0								
54 Brad Lidge, R (9,1) OBP: 0.316, SLG: 0.423										0	0	0	0	0	0	0								
Inning Stats	R: 0 E: 0 K: 1 S: 5	H: 0 LOB: 0 BB: 0 P: 6	R: 1 E: 0 K: 2 S: 13	H: 1 LOB: 0 BB: 0 P: 17	R: 0 E: 0 K: 2 S: 10	H: 1 LOB: 1 BB: 0 P: 13	R: 0 E: 0 K: 2 S: 11	H: 0 LOB: 0 BB: 0 P: 17	R: 0 E: 0 K: 1 S: 8	H: 0 LOB: 1 BB: 1 P: 15	R: 1 E: 0 K: 1 S: 10	H: 1 LOB: 1 BB: 0 P: 15	R: 0 E: 0 K: 2 S: 9	H: 1 LOB: 1 BB: 0 P: 13	R: 0 E: 0 K: 1 S: 7	H: 0 LOB: 0 BB: 0 P: 11	1B: 0 2B: 3 3B: 0 HR: 1	SF: 0 SAC: 0 DP: 0 HBP: 1	WP: 0 PB: 0 SB: 0 CS: 0	PA: 30				
PITCHER	IP	WLS	BF	H	R	ER	SO	BB	IBB	HBP	BLK	WP	HR	S	P	ERA	WHIP							
55 Tim Lincecum, R (1,1) ERA: 2.34	7.0	L	27	4	2	2	11	1	0	1	0	0	0	66	96	2.57	0.714							
54 Sergio Romo, R (8,1) ERA: 4.85	1.0		3	0	0	0	1	0	0	0	0	0	0	7	11	0.00	0.000							

AB	28
R	2
H	4
RBI	2
BB	1
SO	12
LOB	4



Batter	1	2	3	4	5	6	7	8	9	AB	R	H	RBI	BB	SO	LOB	TOP				
11 Jimmy Rollins, S OBP: 0.289, SLG: 0.412 52 Tyler Walker, R 57 Jack Taschner, L	G6-3		1B		L6		F9			4	0	1	0	0	0	4	Philadelphia Phillies @ Houston Astros Minute Maid Park, Houston, TX Fri Sep 04 2009, 7:05 PM CDT Att: 30,043 - Roof Closed - 73 F				
8 Shane Victorino, S OBP: 0.367, SLG: 0.456	K		2B			L5	K		4	0	1	0	0	0	2	3					
26 Chase Utley, L OBP: 0.418, SLG: 0.540	P6		P3						3	0	1	0	0	0	2						
6 Ryan Howard, L OBP: 0.350, SLG: 0.566		K			G4-3		F9			4	0	0	0	0	1	2					
28 Jayson Werth, R OBP: 0.373, SLG: 0.519					K					4	0	1	0	0	3	2					
10 Ben Francisco, R OBP: 0.327, SLG: 0.424					F7		G5-3			4	0	1	0	0	1	2					
7 Pedro Feliz, R OBP: 0.316, SLG: 0.384					G4-3		L9			4	0	0	0	0	0	2					
Carlos Ruiz, R OBP: 0.348, SLG: 0.419					K					4	0	3	0	0	1	0					
34 Cliff Lee, L OBP: 0.280, SLG: 0.333 50 Jamie Moyer, L OBP: 0.273, SLG: 0.139 9 Miguel Cairo, R OBP: 0.143, SLG: 0.100					G3		K			1	0	0	0	0	0	0					
										1	0	0	0	0	1	1					
										1	0	0	0	0	0	1					
Inning Stats	R: 0 E: 0 K: 1 S: 9	H: 0 LOB: 0 BB: 0 P: 13	R: 0 E: 0 K: 1 S: 14	H: 1 LOB: 1 BB: 0 P: 19	R: 0 E: 0 K: 1 S: 18	H: 2 LOB: 2 BB: 0 P: 24	R: 0 E: 0 K: 1 S: 8	H: 0 LOB: 0 BB: 0 P: 11	R: 0 E: 0 K: 1 S: 11	H: 1 LOB: 1 BB: 0 P: 14	R: 0 E: 0 K: 1 S: 8	H: 1 LOB: 3 BB: 0 P: 9	R: 0 E: 0 K: 2 S: 8	H: 0 LOB: 1 BB: 0 P: 14	R: 0 E: 0 K: 0 S: 7	H: 1 LOB: 0 BB: 0 P: 9	1B: 7 2B: 2 3B: 0 HR: 0	SF: 0 SAC: 0 DP: 1 HBP: 2	WP: 0 PB: 0 SB: 0 CS: 0	PA: 36	
PITCHER	IP	WLS	BF	H	R	ER	SO	BB	IBB	HBP	BLK	WP	HR	S	P	ERA	WHIP				
51 Wandy Rodriguez, L ERA: 2.82	7.0	W	29	7	0	0	7	0	0	1	0	0	0	82	111	0.00	1.000				
48 Tim Lincecum, L ERA: 2.59	1.0		4	0	0	0	2	0	0	1	0	0	0	8	14	0.00	0.000				
26 Doug Brocail, R ERA: 4.82	1.0		3	1	0	0	0	0	0	0	0	0	0	7	9	0.00	1.000				

Batter	1	2	3	4	5	6	7	8	9	AB	R	H	RBI	BB	SO	LOB	BOTTOM				
21 Michael Bourn, L OBP: 0.369, SLG: 0.408	G4-3		K		P5					4	0	1	0	0	1	2	Philadelphia Phillies @ Houston Astros Minute Maid Park, Houston, TX Fri Sep 04 2009, 7:05 PM CDT Att: 30,043 - Roof Closed - 73 F				
3 Kazuo Matsui, S OBP: 0.295, SLG: 0.339	G4-3		2B		G5-3		FC3-6 HBP			5	0	2	2	0	0	1					
17 Lance Berkman, S OBP: 0.400, SLG: 0.496			G5-3				FC6-4			4	0	1	0	0	1	2					
45 Carlos Lee, R OBP: 0.354, SLG: 0.505										4	1	2	1	0	1	1					
10 Miguel Tejada, R OBP: 0.328, SLG: 0.425										4	1	1	0	0	0	2					
9 Hunter Pence, R OBP: 0.349, SLG: 0.476										3	2	2	2	1	0	0					
8 Jeff Keppinger, R OBP: 0.330, SLG: 0.388 18 Edwin Maysonet, R OBP: 0.328, SLG: 0.371										3	1	1	0	0	1	1					
55 Humberto Quintero, R OBP: 0.288, SLG: 0.377										1	0	0	0	0	0	0					
51 Wandy Rodriguez, S OBP: 0.127, SLG: 0.167 48 Tim Byrdak, L 8 Aaron Boone, R 26 Doug Brocail, L										3	1	1	2	0	1	0					
										0	0	0	0	0	0	0					
										0	0	0	0	0	0	0					
										0	0	0	0	0	0	0					
Inning Stats	R: 0 E: 0 K: 0 S: 10	H: 2 LOB: 2 BB: 0 P: 12	R: 4 E: 0 K: 1 S: 27	H: 5 LOB: 1 BB: 0 P: 42	R: 2 E: 0 K: 2 S: 17	H: 2 LOB: 0 BB: 0 P: 20	R: 0 E: 0 K: 1 S: 9	H: 0 LOB: 0 BB: 0 P: 13	R: 1 E: 0 K: 1 S: 11	H: 1 LOB: 1 BB: 1 P: 17	R: 0 E: 0 K: 0 S: 5	H: 0 LOB: 1 BB: 0 P: 8	R: 0 E: 0 K: 1 S: 11	H: 0 LOB: 0 BB: 0 P: 16	R: 0 E: 0 K: 0 S: 12	H: 2 LOB: 2 BB: 0 P: 22	1B: 8 2B: 2 3B: 0 HR: 2	SF: 0 SAC: 0 DP: 0 HBP: 2	WP: 0 PB: 0 SB: 0 CS: 0	PA: 38	
PITCHER	IP	WLS	BF	H	R	ER	SO	BB	IBB	HBP	BLK	WP	HR	S	P	ERA	WHIP				
34 Cliff Lee, L ERA: 3.06	3.0	L	18	9	0	0	3	0	0	0	0	0	0	1	54	18.00	3.000				
50 Jamie Moyer, L ERA: 5.07	3.0		12	1	1	1	2	1	0	1	0	0	0	1	25	3.00	0.667				
52 Tyler Walker, R ERA: 1.8	1.2		6	0	0	0	1	0	0	0	0	0	0	17	27	0.00	0.000				
57 Jack Taschner, L ERA: 5.08	0.1		2	2	0	0	0	0	0	0	0	0	0	6	11	0.00	6.000				



Batter	1	2	3	4	5	6	7	8	9	AB	R	H	RBI	BB	SO	LOB	TOP					
11 Jimmy Rollins, S OBP: 0.287, SLG: 0.413										5	1	1	1	0	0	2	Philadelphia Phillies @ Houston Astros Minute Maid Park, Houston, TX Sun Sep 06 2009, 1:05 PM CDT Att: 34,754 - Roof Closed - 73 F					
28 Jayson Werth, R OBP: 0.371, SLG: 0.519										4	1	1	1	0	2	0						
26 Chase Utley, L OBP: 0.417, SLG: 0.538										4	0	1	0	0	1	0						
6 Ryan Howard, L OBP: 0.350, SLG: 0.566										4	0	1	0	0	0	1						
29 Raul Ibanez, L OBP: 0.343, SLG: 0.548										4	0	2	0	0	1	1						
10 Ben Francisco, R OBP: 0.323, SLG: 0.432										4	1	1	1	0	1	2						
7 Pedro Feliz, R OBP: 0.315, SLG: 0.382										4	0	0	0	0	2	0						
Carlos Ruiz, R OBP: 0.348, SLG: 0.420										4	0	1	0	0	0	0						
35 Cole Hamels, L OBP: 0.140, SLG: 0.184										2	0	0	0	0	1	1						
9 Miguel Cairo, R OBP: 0.231, SLG: 0.240										1	0	1	0	0	0	0						
37 Chad Durbin, R OBP: 0.200, SLG: 0.200										0	0	0	0	0	0	0						
12 Matt Stairs, L OBP: 0.360, SLG: 0.352										0	0	0	0	1	0	0						
4 Encarnacion, R OBP: 0.224, SLG: 0.240										0	0	0	0	0	0	0						
Inning Stats	R: 1 E: 0 K: 2 S: 11	H: 2 LOB: 1 BB: 0 P: 19	R: 0 E: 0 K: 2 S: 10	H: 1 LOB: 1 BB: 0 P: 11	R: 0 E: 0 K: 0 S: 5	H: 1 LOB: 1 BB: 0 P: 12	R: 1 E: 0 K: 0 S: 8	H: 1 LOB: 0 BB: 0 P: 9	R: 0 E: 0 K: 1 S: 13	H: 0 LOB: 0 BB: 0 P: 17	R: 0 E: 0 K: 1 S: 10	H: 1 LOB: 1 BB: 0 P: 12	R: 0 E: 0 K: 1 S: 10	H: 1 LOB: 0 BB: 0 P: 16	R: 1 E: 0 K: 1 S: 14	H: 2 LOB: 1 BB: 0 P: 24	R: 0 E: 0 K: 0 S: 8	H: 0 LOB: 1 BB: 1 P: 14	1B: 5 2B: 1 3B: 0 HR: 3	SF: 0 SAC: 0 DP: 0 HBP: 0	WP: 0 PB: 0 SB: 0 CS: 0	PA: 37
PITCHER	IP WLS BF H R ER SO BB IBB HBP BLK WP HR S P ERA WHIP																					
20 Bud Norris, R ERA: 6.05	6.0 W 24 6 2 2 6 0 0 0 0 0 2 57 80 3.00 1.000																					
63 Sammy Gervacio, R ERA: 0.53	0.2 H 3 1 0 0 1 0 0 0 0 0 0 9 15 0.00 1.500																					
53 Wesley Wright, L ERA: 5.91	0.1 H 1 0 0 0 0 0 0 0 0 0 0 1 1 0.00 0.000																					
22 LaTroy Hawkins, R ERA: 2.47	1.0 H 5 2 1 1 1 0 0 0 0 0 1 14 24 9.00 2.000																					
47 Jose Valverde, R ERA: 2.0	1.0 S 4 0 0 0 0 1 0 0 0 0 0 0 8 14 0.00 1.000																					

Batter	1	2	3	4	5	6	7	8	9	AB	R	H	RBI	BB	SO	LOB	BOTTOM			
21 Michael Bourn, L OBP: 0.370, SLG: 0.408										4	2	2	0	0	0	0	Philadelphia Phillies @ Houston Astros Minute Maid Park, Houston, TX Sun Sep 06 2009, 1:05 PM CDT Att: 34,754 - Roof Closed - 73 F			
3 Kazuo Matsui, S OBP: 0.233, SLG: 0.336										4	1	1	0	0	1	1				
17 Lance Berkman, S OBP: 0.402, SLG: 0.492										3	0	1	1	1	0	2				
45 Carlos Lee, R OBP: 0.352, SLG: 0.501										4	1	1	2	0	0	2				
10 Miguel Tejada, R OBP: 0.332, SLG: 0.431										4	0	4	1	0	0	0				
9 Hunter Pence, R OBP: 0.349, SLG: 0.480										3	0	0	0	1	1	4				
27 Geoff Blum, S OBP: 0.323, SLG: 0.381										4	0	0	0	0	2	4				
46 J.R. Towles, R OBP: 0.250, SLG: 0.143										3	0	0	0	1	2	2				
47 Jose Valverde, R OBP: 0.208, SLG: 0.377										0	0	0	0	0	0	0				
20 Bud Norris, R OBP: 0.273, SLG: 0.200										2	0	0	0	0	1	2				
8 Aaron Boone, R OBP: 0.273, SLG: 0.200										1	0	0	0	0	0	0				
63 Sammy Gervacio, R ERA: 4.32										0	0	0	0	0	0	0				
53 Wesley Wright, R ERA: 5.91										0	0	0	0	0	0	0				
22 LaTroy Hawkins, R ERA: 2.47										0	0	0	0	0	0	0				
55 Humberto Quintero, R OBP: 0.208, SLG: 0.377										0	0	0	0	0	0	0				
Inning Stats	R: 0 E: 0 K: 1 S: 8	H: 0 LOB: 1 BB: 1 P: 12	R: 0 E: 0 K: 1 S: 10	H: 1 LOB: 2 BB: 1 P: 18	R: 1 E: 0 K: 0 S: 17	H: 3 LOB: 2 BB: 0 P: 21	R: 0 E: 0 K: 2 S: 9	H: 0 LOB: 0 BB: 0 P: 11	R: 3 E: 0 K: 1 S: 23	H: 4 LOB: 1 BB: 0 P: 36	R: 0 E: 0 K: 1 S: 10	H: 0 LOB: 0 BB: 0 P: 16	R: 0 E: 0 K: 0 S: 11	H: 0 LOB: 0 BB: 0 P: 17	R: 0 E: 0 K: 1 S: 9	H: 1 LOB: 1 BB: 1 P: 19	1B: 7 2B: 2 3B: 0 HR: 0	SF: 0 SAC: 0 DP: 1 HBP: 0	WP: 0 PB: 0 SB: 2 CS: 0	PA: 35
PITCHER	IP WLS BF H R ER SO BB IBB HBP BLK WP HR S P ERA WHIP																			
35 Cole Hamels, L ERA: 4.32	6.0 L 28 8 4 4 6 2 0 0 0 0 0 0 20 114 6.00 1.667																			
37 Chad Durbin, R ERA: 4.81	2.0 7 1 0 0 1 1 0 0 0 0 0 0 20 36 0.00 1.000																			

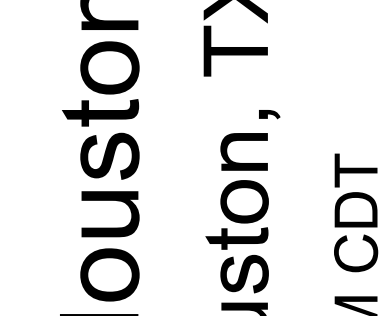
Batter	1	2	3	4	5	6	7	8	9	AB	R	H	RBI	BB	SO	LOB	TOP											
11 Jimmy Rollins, S OBP: 0.288, SLG: 0.414	F7		G6-3						G3	4	0	1	0	1	0	0	Philadelphia Phillies @ Houston Astros Minute Maid Park, Houston, TX Mon Sep 07 2009, 1:05 PM CDT Att: 29,040 - Roof Closed - 73 F											
8 Shane Victorino, S OBP: 0.363, SLG: 0.449	1B		G3-1		G6-4-3		G5-3		P3	5	1	1	0	0	0	2												
26 Chase Utley, L OBP: 0.414, SLG: 0.533	F8		G4-3				F8		K	4	0	0	0	0	1	2												
6 Ryan Howard, L OBP: 0.353, SLG: 0.573	1B						F9		1B	4	1	3	2	0	0	0												
29 Raul Ibanez, L OBP: 0.345, SLG: 0.554	K				HR		BB		K	3	1	1	1	1	2	2												
28 Jayson Werth, R OBP: 0.314, SLG: 0.521			G6-3		G6-3		BB		BB	2	0	1	0	2	0	0												
7 Pedro Feliz, R OBP: 0.314, SLG: 0.379			G6-3		G6-3		BB		BB	3	0	0	0	1	1	3												
Carlos Ruiz, R OBP: 0.345, SLG: 0.416			G5-3						K	3	0	0	0	0	0	4												
12 Matt Stairs, L OBP: 0.357, SLG: 0.348			G1-3				F9		K	1	0	0	0	0	1	2												
23 Paul Bako, L OBP: 0.278, SLG: 0.333									K	0	0	0	0	0	0	0												
50 Jamie Moyer, L OBP: 0.261, SLG: 0.152										2	0	0	0	0	1	1												
9 Miguel Cabrera, R OBP: 0.322, SLG: 0.521										1	0	0	0	0	0	0												
61 Chan Ho Park, R OBP: 0.294, SLG: 0.357										0	0	0	0	0	0	0												
47 Scott Eyre, L OBP: 0.278, SLG: 0.333										0	0	0	0	0	0	0												
39 Brett Myers, R OBP: 0.283, SLG: 0.329										0	0	0	0	0	0	0												
10 Ben Francisco, R OBP: 0.227, SLG: 0.431										1	0	0	0	0	1	0												
Inning Stats	R: 1 H: 2 E: 0 K: 1 S: 9	H: 2 LOB: 1 BB: 0 P: 17	R: 0 H: 1 E: 0 K: 0 S: 7	H: 1 LOB: 1 BB: 0 P: 11	R: 0 H: 0 E: 0 K: 0 S: 8	H: 0 LOB: 0 BB: 0 P: 13	R: 2 H: 2 E: 0 K: 0 S: 14	H: 2 LOB: 0 BB: 0 P: 21	R: 0 H: 0 E: 0 K: 1 S: 9	H: 0 LOB: 0 BB: 1 P: 14	R: 0 H: 0 E: 0 K: 0 S: 7	H: 0 LOB: 3 BB: 3 P: 23	R: 0 H: 1 E: 1 K: 1 S: 14	H: 1 LOB: 1 BB: 0 P: 21	R: 0 H: 1 E: 0 K: 3 S: 16	H: 1 LOB: 2 BB: 1 P: 24	R: 0 H: 0 E: 0 K: 1 S: 8	H: 0 LOB: 0 BB: 0 P: 13	1B: 3 2B: 2 3B: 0 HR: 2	SF: 0 SAC: 0 DP: 1 HBP: 0	WP: 0 PB: 0 SB: 1 CS: 0	PA: 38						
PITCHER	IP	WLS	BF	H	R	ER	SO	BB	IBB	HBP	BLK	WP	HR	S	P	ERA	WHIP											
38 Brian Moehler, R ERA: 5.1	5.2		24	5	3	3	2	3	0	0	0	0	0	2	51	89	4.76	1.412										
63 Sammy Gervacio, R ERA: 0.57	0.2		3	0	0	0	0	1	0	0	0	0	0	5	13	0.00	1.500											
53 Wesley Wright, L ERA: 5.79	0.2	W	3	1	0	0	1	0	0	0	0	0	0	12	18	0.00	1.500											
48 Tim Byrdak, L ERA: 2.86	0.1	H	2	1	0	0	1	0	0	0	0	0	0	5	6	0.00	3.000											
47 Jeff Fulchino, R ERA: 3.49	0.2	H	3	0	0	0	2	1	0	0	0	0	0	11	18	0.00	1.500											

Batter	1	2	3	4	5	6	7	8	9	AB	R	H	RBI	BB	SO	LOB	BOTTOM										
21 Michael Bourn, L OBP: 0.371, SLG: 0.408	G4-3		G4-3							3	0	1	1	1	0	0	Philadelphia Phillies @ Houston Astros Minute Maid Park, Houston, TX Mon Sep 07 2009, 1:05 PM CDT Att: 29,040 - Roof Closed - 73 F										
3 Kazuo Matsui, S OBP: 0.291, SLG: 0.333	G6-3		G4-3							3	0	0	0	0	1	3											
17 Lance Berkman, S OBP: 0.399, SLG: 0.487	K		F9							4	0	0	0	0	1	4											
45 Carlos Lee, R OBP: 0.350, SLG: 0.497			F9		G5-3					4	0	0	0	0	0	1											
10 Miguel Tejada, R OBP: 0.333, SLG: 0.433			HR		P3					3	2	1	0	1	0	0											
9 Hunter Pence, R OBP: 0.352, SLG: 0.489			HR		F7					3	2	2	3	1	0	0											
27 Geoff Blum, S OBP: 0.333, SLG: 0.380			HR							4	0	1	0	0	0	2											
47 Jose Valverde, R ERA: 4.52			1B		G4-3					0	0	0	0	0	0	0											
41 Chris Coste, R OBP: 0.310, SLG: 0.321			1B							2	0	0	0	0	2	1											
2 Darrin Erstad, L OBP: 0.289, SLG: 0.358			K							0	0	0	0	1	0	0											
48 Tim Byrdak, L OBP: 0.328, SLG: 0.371			K							0	0	0	0	0	0	0											
47 Jeff Fulchino, R OBP: 0.333, SLG: 0.667			HR							0	0	0	0	0	0	0											
18 Edwin Maysonet, R OBP: 0.328, SLG: 0.371			IBB							0	0	0	0	0	0	0											
38 Brian Moehler, R OBP: 0.051, SLG: 0.026			FC6-4							2	0	0	0	0	1	1											
63 Sammy Gervacio, R ERA: 4.98										0	0	0	0	0	0	0											
53 Wesley Wright, R OBP: 0.303, SLG: 0.442										0	0	0	0	1	0	0											
4 Jason Michaels, R OBP: 0.266, SLG: 0.377										0	0	0	0	0	0	0											
55 Humberto Quintero, R OBP: 0.266, SLG: 0.377										0	0	0	0	0	0	0											
Inning Stats	R: 0 H: 0 E: 0 K: 1 S: 8	H: 0 LOB: 0 BB: 0 P: 12	R: 2 H: 2 E: 0 K: 1 S: 20	H: 2 LOB: 1 BB: 1 P: 33	R: 0 H: 0 E: 0 K: 0 S: 9	H: 0 LOB: 0 BB: 0 P: 15	R: 0 H: 0 E: 0 K: 2 S: 12	H: 0 LOB: 0 BB: 0 P: 16	R: 0 H: 1 E: 0 K: 0 S: 7	H: 1 LOB: 1 BB: 0 P: 10	R: 2 H: 2 E: 0 K: 1 S: 16	H: 2 LOB: 3 BB: 3 P: 33	R: 0 H: 0 E: 0 K: 0 S: 7	H: 0 LOB: 1 BB: 1 P: 14	R: 0 H: 0 E: 0 K: 1 S: 7	H: 0 LOB: 1 BB: 1 P: 14	1B: 2 2B: 2 3B: 0 HR: 1	SF: 0 SAC: 1 DP: 0 HBP: 0	WP: 0 PB: 0 SB: 0 CS: 0	PA: 34							
PITCHER	IP	WLS	BF	H	R	ER	SO	BB	IBB	HBP	BLK	WP	HR	S	P	ERA	WHIP										
50 Jamie Moyer, L ERA: 4.98	6.0		22	3	2	2	4	1	0	0	0	0	0	10	23	54.00	12.000										
61 Chan Ho Park, R ERA: 4.52	0.1	L	6	2	2	2	0	2	1	0	0	0	0	6	10	0.00	0.000										
47 Scott Eyre, L ERA: 1.61	0.2		2	0	0	0	1	0	0	0	0	0	0	6	10	0.00	0.000										
39 Brett Myers, R ERA: 4.52	1.0		4	0	0	0	0	1	0	0	0	0	0	7	14	0.00	1.000										

AB 33
R 3
H 7
RBI 3
BB 5
SO 7
LOB 16



AB 28
R 4
H 5
RBI 4
BB 5
SO 5
LOB 12



Batter	1	2	3	4	5	6	7	8	9	AB	R	H	RBI	BB	SO	LOB	TOP							
11 Jimmy Rollins, S OBP: 0.286, SLG: 0.411										4	0	0	0	0	1	1	Philadelphia Phillies @ Washington Nationals Nationals Park, Washington, DC Tue Sep 08 2009, 7:05 PM EDT Att: 17,153 - Cloudy - 73 F							
8 Shane Victorino, S OBP: 0.382, SLG: 0.447										4	0	1	0	0	0	0								
26 Chase Utley, L OBP: 0.414, SLG: 0.538										3	1	1	1	1	0	0								
6 Ryan Howard, L OBP: 0.351, SLG: 0.569										4	0	0	0	0	0	2								
28 Jayson Werth, R OBP: 0.372, SLG: 0.525										4	1	1	1	0	0	2								
29 Raul Ibanez, L OBP: 0.348, SLG: 0.570										4	2	3	2	0	1	0								
7 Pedro Feliz, R OBP: 0.312, SLG: 0.376										4	0	0	0	0	0	1								
Carlos Ruiz, R OBP: 0.346, SLG: 0.426										3	1	1	1	1	0	0								
45 Pedro Martinez, R OBP: 0.182, SLG: 0.100										2	0	0	0	1	0	0								
39 Brett Myers, R OBP: 0.263, SLG: 0.278										0	0	0	0	0	0	0								
12 Matt Stairs, L OBP: 0.354, SLG: 0.344										1	0	0	0	0	0	1								
54 Brad Lidge, R OBP: 0.354, SLG: 0.344										0	0	0	0	0	0	0								
46 Ryan Madson, L OBP: 0.354, SLG: 0.344										0	0	0	0	0	0	0								
Inning Stats	R: 0 E: 0 K: 0 S: 14	H: 1 LOB: 2 BB: 1 P: 25	R: 0 E: 0 K: 0 S: 5	H: 1 LOB: 0 BB: 0 P: 8	R: 0 E: 0 K: 1 S: 6	H: 0 LOB: 0 BB: 0 P: 8	R: 0 E: 0 K: 0 S: 10	H: 0 LOB: 0 BB: 0 P: 11	R: 1 E: 0 K: 0 S: 12	H: 1 LOB: 0 BB: 0 P: 14	R: 0 E: 0 K: 0 S: 5	H: 0 LOB: 0 BB: 0 P: 8	R: 3 E: 0 K: 0 S: 13	H: 3 LOB: 1 BB: 1 P: 21	R: 1 E: 0 K: 0 S: 9	H: 1 LOB: 0 BB: 0 P: 12	R: 0 E: 0 K: 1 S: 8	H: 0 LOB: 1 BB: 1 P: 15	1B: 2 2B: 0 3B: 0 HR: 5	SF: 0 SAC: 0 DP: 1 HBP: 0	WP: 0 PB: 0 SB: 1 CS: 0	PA: 36		
PITCHER	IP: 6.2 WLS: L BF: 27 ERA: 4.14	H: 6 R: 4 ER: 4 SO: 1	BB: 2 IBB: 0 HBP: 0 BLK: 0	WP: 0 HR: 4 S: 63 P: 92	ERA: 5.40 WHIP: 1.200	IP: 0.2 WLS: 3 BF: 3 ERA: 5.64	H: 0 R: 0 ER: 0 SO: 0	BB: 1 IBB: 0 HBP: 0 BLK: 0	WP: 0 HR: 0 S: 5 P: 11	ERA: 0.00 WHIP: 1.500														
31 John Lannan, L ERA: 4.14	(1, 1)																							
36 Tyler Clippard, R ERA: 2.91	(7, 1)																							
17 Sean Burnett, L ERA: 2.95	(8, 1)																							
42 Jason Bergmann, R ERA: 5.35	(8, 1)																							
41 Ron Villone, L ERA: 4.28	(9, 1)																							

AB	33
R	5
H	7
RBI	5
BB	3
SO	2
LOB	7



Batter	1	2	3	4	5	6	7	8	9	AB	R	H	RBI	BB	SO	LOB	BOTTOM						
22 Willie Harris, L OBP: 0.360, SLG: 0.397										3	2	2	1	0	0	0	Philadelphia Phillies @ Washington Nationals Nationals Park, Washington, DC Tue Sep 08 2009, 7:05 PM EDT Att: 17,153 - Cloudy - 73 F						
15 Cristian Guzman, S OBP: 0.318, SLG: 0.409										4	0	2	1	1	0	1							
11 Ryan Zimmerman, R OBP: 0.371, SLG: 0.528										4	0	1	0	1	2	5							
44 Adam Dunn, L OBP: 0.411, SLG: 0.558										5	0	0	0	0	1	7							
16 Josh Willingham, R OBP: 0.389, SLG: 0.542										4	0	0	0	0	1	2							
34 Elijah Dukes, R OBP: 0.337, SLG: 0.426										4	1	1	0	0	0	1							
24 Pete Orr, L OBP: 0.265, SLG: 0.379										3	0	0	0	0	0	1							
36 Tyler Clippard, R ERA: 4.43	(7, 1)									0	0	0	0	0	0	0							
17 Sean Burnett, L ERA: 2.95	(8, 1)									0	0	0	0	0	0	0							
42 Jason Bergmann, R ERA: 5.35	(8, 1)									0	0	0	0	0	0	0							
7 Josh Bard, S OBP: 0.325, SLG: 0.360	(9, 1)									1	0	0	0	0	1	1							
41 Ron Villone, L ERA: 4.28	(9, 1)									0	0	0	0	0	0	0							
52 Saul Rivera, S OBP: 0.500, SLG: 0.333	(9, 1)									0	0	0	0	0	0	0							
23 Wil Nieves, R OBP: 0.296, SLG: 0.299										4	0	2	1	0	2	0							
31 John Lannan, L OBP: 0.176, SLG: 0.180	(1, 1)									2	0	1	0	0	0	0							
12 Alberto Gonzalez, R OBP: 0.255, SLG: 0.340	(7, 4)									2	0	0	0	0	0	1							
Inning Stats	R: 1 E: 0 K: 1 S: 12	H: 2 LOB: 1 BB: 0 P: 18	R: 0 E: 0 K: 1 S: 10	H: 0 LOB: 0 BB: 0 P: 15	R: 0 E: 0 K: 0 S: 13	H: 1 LOB: 2 BB: 0 P: 20	R: 1 E: 0 K: 0 S: 10	H: 3 LOB: 2 BB: 0 P: 13	R: 0 E: 0 K: 1 S: 9	H: 0 LOB: 0 BB: 0 P: 12	R: 1 E: 0 K: 2 S: 16	H: 2 LOB: 1 BB: 0 P: 21	R: 0 E: 0 K: 1 S: 11	H: 0 LOB: 0 BB: 0 P: 17	R: 0 E: 0 K: 1 S: 13	H: 1 LOB: 3 BB: 1 P: 18	1B: 7 2B: 1 3B: 0 HR: 1	SF: 0 SAC: 0 DP: 0 HBP: 2	WP: 1 PB: 0 SB: 1 CS: 0	PA: 40			
PITCHER	IP: 6.2 WLS: W BF: 28 ERA: 3.64	H: 7 R: 3 ER: 3 SO: 4	BB: 1 IBB: 0 HBP: 0 BLK: 0	WP: 0 HR: 1 S: 81 P: 119	ERA: 4.05 WHIP: 1.200	IP: 1.1 WLS: H BF: 6 ERA: 4.43	H: 1 R: 0 ER: 0 SO: 2	BB: 0 IBB: 0 HBP: 0 BLK: 0	WP: 0 HR: 1 S: 16 P: 24	ERA: 0.00 WHIP: 0.750	IP: 0.1 WLS: H BF: 4 ERA: 7.11	H: 4 R: 1 ER: 0 SO: 0	BB: 1 IBB: 0 HBP: 0 BLK: 0	WP: 0 HR: 0 S: 7 P: 12	ERA: 0.00 WHIP: 6.000	IP: 0.2 WLS: S BF: 2 ERA: 3.15	H: 0 R: 0 ER: 0 SO: 1	BB: 0 IBB: 0 HBP: 0 BLK: 0	WP: 0 HR: 0 S: 6 P: 6	ERA: 0.00 WHIP: 0.000			
45 Pedro Martinez, R ERA: 3.64	(1, 1)																						
39 Brett Myers, R ERA: 4.43	(7, 1)																						
54 Brad Lidge, R ERA: 7.11	(9, 1)																						
46 Ryan Madson, R ERA: 3.15	(9, 1)																						

AB	36
R	3
H	9
RBI	3
BB	2
SO	7
LOB	19



Batter	1	2	3	4	5	6	7	8	9	AB	R	H	RBI	BB	SO	LOB	TOP					
11 Jimmy Rollins, S OBP: 0.286, SLG: 0.409	F8	F8			L9			G5-3	8 2B	5	1	2	0	0	0	3	Philadelphia Phillies @ Washington Nationals Nationals Park, Washington, DC Thu Sep 10 2009, 7:05 PM EDT Att: 18,706 - Cloudy - 66 F					
8 Shane Victorino, S OBP: 0.363, SLG: 0.450	26 3B		G3		FC5-4			F9	26 1B	5	1	2	1	0	0	2						
26 Chase Utley, L OBP: 0.411, SLG: 0.536	6 SF7		F7					G5-3	6 G4-6-3	5	1	2	1	0	0	1						
6 Ryan Howard, L OBP: 0.350, SLG: 0.563	SF7		G3					G1-3	G4-6-3	4	0	0	1	0	1	3						
29 Raul Ibanez, L OBP: 0.346, SLG: 0.567	G4-3							L4	P6	4	0	0	0	0	0	0						
28 Jayson Werth, R OBP: 0.373, SLG: 0.528	56 SH3				K			P2	E6	4	1	1	0	0	1	0						
7 Pedro Feliz, R OBP: 0.315, SLG: 0.383	F7		G5-3					G6-3	12 HR	4	1	1	0	0	0	1						
Carlos Ruiz, R OBP: 0.351, SLG: 0.426	56 SH3				P6				12 HR	2	1	1	0	2	0	0						
56 Joe Blanton, R OBP: 0.176, SLG: 0.106	SH3							F9	HR	1	0	1	0	0	0	0						
52 Tyler Walker, R OBP: 0.375, SLG: 0.511										1	1	1	4	0	0	0						
33 Andy Tracy, L OBP: 0.285, SLG: 0.320																						
37 Chad Durbin, R OBP: 0.265, SLG: 0.320																						
54 Brad Lidge, R OBP: 0.390, SLG: 0.390																						
12 Matt Stairs, L OBP: 0.290, SLG: 0.390																						
Inning Stats	R: 2 E: 0 K: 0 S: 12	H: 2 LOB: 0 BB: 0 P: 18	R: 0 E: 0 K: 0 S: 10	H: 1 LOB: 2 BB: 1 P: 19	R: 0 E: 0 K: 0 S: 11	H: 0 LOB: 0 BB: 0 P: 18	R: 0 E: 0 K: 1 S: 9	H: 0 LOB: 0 BB: 0 P: 15	R: 0 E: 0 K: 0 S: 9	H: 1 LOB: 1 BB: 0 P: 11	R: 0 E: 0 K: 1 S: 6	H: 0 LOB: 0 BB: 0 P: 8	R: 0 E: 0 K: 0 S: 10	H: 1 LOB: 1 BB: 0 P: 10	R: 0 E: 0 K: 0 S: 10	H: 1 LOB: 1 BB: 0 P: 16	R: 5 E: 1 K: 0 S: 20	H: 5 LOB: 1 BB: 1 P: 35	1B: 8 2B: 1 3B: 1 HR: 1	SF: 1 SAC: 1 DP: 1 HBP: 0	WP: 1 PB: 0 SB: 0 CS: 0	PA: 40
PITCHER	IP WLS BF H R ER SO BB IBB HBP BLK WP HR S P ERA WHIP																					
61 Livan Hernandez, R ERA: 5.3	7.1 W 29 6 2 2 2 1 0 0 0 0 0 0 71 106 2.46 0.955																					
17 Sean Burnett, L ERA: 2.89	0.2 2 0 0 0 0 0 0 0 0 0 0 0 5 9 0.00 0.000																					
58 Zack Segovia, R ERA: 81.0	0.1 5 2 4 3 0 1 0 0 0 0 1 10 20 81.00 9.000																					
54 Mike MacDougal, R ERA: 3.55	0.0 2 2 1 1 0 0 0 0 0 0 1 0 4 5 ∞ ∞																					
41 Ron Villone, L ERA: 4.2	0.2 S 2 1 0 0 0 0 0 0 0 0 0 0 6 10 0.00 1.500																					

Batter	1	2	3	4	5	6	7	8	9	AB	R	H	RBI	BB	SO	LOB	BOTTOM			
22 Willie Harris, L OBP: 0.363, SLG: 0.408	G3		24 3B		44 HR	F7				4	2	2	0	1	0	0	Philadelphia Phillies @ Washington Nationals Nationals Park, Washington, DC Thu Sep 10 2009, 7:05 PM EDT Att: 18,706 - Cloudy - 66 F			
24 Pete Orr, L OBP: 0.324, SLG: 0.412	K2-3				K	K				5	0	1	2	0	4	2				
54 Mike MacDougal, S ERA: 81.0	K2-3				K	K				0	0	0	0	0	0	0				
41 Ron Villone, L OBP: 0.366, SLG: 0.520	K		F8		F8	P4				5	0	0	0	0	2	3				
44 Adam Dunn, L OBP: 0.410, SLG: 0.560		F8		G4-3						4	1	1	2	0	1	1				
28 Michael Morse, R OBP: 0.296, SLG: 0.357					HR					0	0	0	0	0	0	0				
16 Josh Willingham, R OBP: 0.388, SLG: 0.543	E6			G5-3						3	1	1	0	1	0	0				
30 Justin Maxwell, R OBP: 0.298, SLG: 0.244	34 S				6 HR					0	0	0	0	0	0	0				
34 Elijah Dukes, R OBP: 0.341, SLG: 0.422										2	2	1	0	2	1	1				
6 Ian Desmond, R OBP: 0.500, SLG: 1.500	F8									4	1	2	4	0	0	3				
23 Wil Nieves, R OBP: 0.299, SLG: 0.299			61 SH1-4							3	1	1	0	1	0	2				
61 Livan Hernandez, R OBP: 0.170, SLG: 0.133										1	0	0	0	0	0	1				
17 Sean Burnett, L ERA: 1.71			SH1-4		SH2-4-1					0	0	0	0	0	0	0				
3 Jesus Flores, R OBP: 0.375, SLG: 0.511										1	0	0	0	0	0	0				
58 Zack Segovia, R ERA: 4.73										0	0	0	0	0	0	0				
12 Alberto Gonzalez, R OBP: 0.293, SLG: 0.360										0	0	0	0	0	0	0				
Inning Stats	R: 0 E: 0 K: 2 S: 12	H: 0 LOB: 0 BB: 0 P: 17	R: 0 E: 1 K: 1 S: 9	H: 0 LOB: 1 BB: 0 P: 13	R: 2 E: 0 K: 0 S: 13	H: 2 LOB: 1 BB: 1 P: 23	R: 1 E: 0 K: 0 S: 7	H: 2 LOB: 1 BB: 1 P: 14	R: 5 E: 1 K: 1 S: 18	H: 3 LOB: 1 BB: 2 P: 34	R: 0 E: 0 K: 1 S: 9	H: 0 LOB: 0 BB: 0 P: 15	R: 0 E: 0 K: 1 S: 13	H: 1 LOB: 2 BB: 1 P: 22	R: 0 E: 0 K: 2 S: 19	H: 1 LOB: 1 BB: 0 P: 24	1B: 2 2B: 4 3B: 2 HR: 2	SF: 0 SAC: 2 DP: 1 HBP: 0	WP: 0 PB: 1 SB: 0 CS: 0	PA: 39
PITCHER	IP WLS BF H R ER SO BB IBB HBP BLK WP HR S P ERA WHIP																			
56 Joe Blanton, R ERA: 4.11	4.2 L 25 7 8 8 4 4 0 0 0 0 0 0 11 99 15.43 2.357																			
52 Tyler Walker, R ERA: 1.71	1.1 5 0 0 0 1 0 0 0 0 0 0 0 17 0.00 0.000																			
37 Chad Durbin, R ERA: 4.73	1.0 5 1 0 0 1 1 0 0 0 0 0 0 13 22 0.00 2.000																			
54 Brad Lidge, R ERA: 6.97	1.0 4 1 0 0 2 0 0 0 0 0 0 0 19 24 0.00 1.000																			




Batter	1	2	3	4	5	6	7	8	9	AB	R	H	RBI	BB	SO	LOB	TOP				
1 Luis Castillo, S (1,4) OBP: 0.398, SLG: 0.360										5	1	1	0	0	0	0	New York Mets @ Philadelphia Phillies Citizens Bank Park, Philadelphia, PA Sat Sep 12 2009, 4:05 PM EDT Att: 45,243 - Cloudy - 69 F				
17 Fernando Tatis, R (1,7) OBP: 0.333, SLG: 0.430										5	3	4	0	0	0	0					
5 David Wright, R (1,5) OBP: 0.403, SLG: 0.464										5	3	3	6	0	0	1					
15 Carlos Beltrán, S (1,8) OBP: 0.423, SLG: 0.535										5	2	3	2	0	0	1					
12 Jeff Francoeur, R (1,9) OBP: 0.303, SLG: 0.407										5	0	1	0	0	0	3					
9 Omar Santos, R (1,2) OBP: 0.295, SLG: 0.384										4	0	1	0	0	0	1					
28 Daniel Murphy, L (1,3) OBP: 0.311, SLG: 0.406										4	1	2	1	0	0	0					
25 Pedro Feliciano, L (8,1) OBP: 0.273, SLG: 0.355										0	0	0	0	0	0	0					
75 Francisco Rodríguez, R (8,1) OBP: 0.273, SLG: 0.355										0	0	0	0	0	0	0					
4 Wilson Valdez, R (1,6) OBP: 0.311, SLG: 0.278										3	0	0	1	0	0	0					
19 Cory Sullivan, L (8,PH) OBP: 0.362, SLG: 0.436										1	0	0	0	0	0	0					
11 Anderson Hernandez, S (8,6) OBP: 0.311, SLG: 0.329										1	0	0	0	0	0	0					
34 Mike Pelfrey, R (1,1) OBP: 0.137, SLG: 0.125										2	0	0	0	0	0	0					
6 Nick Evans, R (7,PH) OBP: 0.273, SLG: 0.355										1	0	0	0	0	0	0					
36 Ken Takahashi, L (7,1) OBP: 0.273, SLG: 0.355										0	0	0	0	0	0	0					
50 Sean Green, R (7,1) OBP: 0.273, SLG: 0.355										0	0	0	0	0	0	0					
18 Jeremy Reed, L (8,7) OBP: 0.303, SLG: 0.326										1	0	0	0	0	0	0					
Inning Stats	R: 4 E: 0 K: 0 S: 17	H: 5 LOB: 0 BB: 0 P: 25	R: 0 E: 0 K: 0 S: 8	H: 0 LOB: 0 BB: 0 P: 14	R: 0 E: 0 K: 0 S: 4	H: 0 LOB: 0 BB: 0 P: 5	R: 0 E: 0 K: 0 S: 5	H: 0 LOB: 0 BB: 0 P: 6	R: 0 E: 0 K: 0 S: 8	H: 1 LOB: 1 BB: 0 P: 12	R: 1 E: 0 K: 0 S: 10	H: 1 LOB: 0 BB: 0 P: 17	R: 3 E: 0 K: 0 S: 19	H: 5 LOB: 2 BB: 0 P: 34	R: 2 E: 0 K: 0 S: 9	H: 3 LOB: 1 BB: 0 P: 15	1B: 9 2B: 3 3B: 0 HR: 3	SF: 0 SAC: 0 DP: 1 HBP: 0	WP: 0 PA: 41 PB: 0 SB: 1 CS: 0		
PITCHER	IP WLS BF H R ER SO BB IBB HBP BLK WP HR S P ERA WHIP	IP WLS BF H R ER SO BB IBB HBP BLK WP HR S P ERA WHIP	IP WLS BF H R ER SO BB IBB HBP BLK WP HR S P ERA WHIP	IP WLS BF H R ER SO BB IBB HBP BLK WP HR S P ERA WHIP	IP WLS BF H R ER SO BB IBB HBP BLK WP HR S P ERA WHIP	IP WLS BF H R ER SO BB IBB HBP BLK WP HR S P ERA WHIP	IP WLS BF H R ER SO BB IBB HBP BLK WP HR S P ERA WHIP	IP WLS BF H R ER SO BB IBB HBP BLK WP HR S P ERA WHIP	IP WLS BF H R ER SO BB IBB HBP BLK WP HR S P ERA WHIP	IP WLS BF H R ER SO BB IBB HBP BLK WP HR S P ERA WHIP	IP WLS BF H R ER SO BB IBB HBP BLK WP HR S P ERA WHIP	IP WLS BF H R ER SO BB IBB HBP BLK WP HR S P ERA WHIP	IP WLS BF H R ER SO BB IBB HBP BLK WP HR S P ERA WHIP	IP WLS BF H R ER SO BB IBB HBP BLK WP HR S P ERA WHIP	IP WLS BF H R ER SO BB IBB HBP BLK WP HR S P ERA WHIP	IP WLS BF H R ER SO BB IBB HBP BLK WP HR S P ERA WHIP	IP WLS BF H R ER SO BB IBB HBP BLK WP HR S P ERA WHIP	IP WLS BF H R ER SO BB IBB HBP BLK WP HR S P ERA WHIP	IP WLS BF H R ER SO BB IBB HBP BLK WP HR S P ERA WHIP		
50 Jamie Moyer, L (1,1) ERA: 5.05	7.0	27	7	5	5	0	0	0	0	0	0	0	0	0	0	0	6.43	1.000			
39 Brett Myers, R (8,1) ERA: 4.74	0.1	4	3	3	3	0	0	0	0	0	1	11	19	81.00	9.000						
61 Chan Ho Park, R (8,1) ERA: 4.48	0.2	H	4	2	0	0	0	0	0	0	0	8	15	0.00	3.000						
46 Ryan Madson, R (9,1) ERA: 3.41	1.0	L	6	3	2	2	0	0	0	0	1	9	15	18.00	3.000						
Batter	1	2	3	4	5	6	7	8	9	AB	R	H	RBI	BB	SO	LOB	BOTTOM				
11 Jimmy Rollins, S (1,6) OBP: 0.290, SLG: 0.413										4	0	2	2	1	0	0					
8 Shane Victorino, S (1,8) OBP: 0.386, SLG: 0.455										4	0	0	0	1	0	2					
26 Chase Utley, L (1,4) OBP: 0.414, SLG: 0.545										4	2	2	1	1	1	0					
6 Ryan Howard, L (1,3) OBP: 0.349, SLG: 0.557										5	2	2	0	0	1	4					
29 Raul Ibanez, L (1,7) OBP: 0.347, SLG: 0.572										5	1	2	3	0	2	1					
28 Jayson Werth, R (1,9) OBP: 0.369, SLG: 0.521										5	0	0	0	0	1	2					
7 Pedro Feliz, R (1,5) OBP: 0.317, SLG: 0.394										5	2	2	2	0	1	1					
Carlos Ruiz, R (1,2) OBP: 0.358, SLG: 0.431										3	2	2	1	1	0	0					
50 Jamie Moyer, L (1,1) OBP: 0.255, SLG: 0.128										1	0	0	0	0	1	1					
39 Brett Myers, R (8,1) ERA: 4.99										0	0	0	0	0	0	0					
61 Chan Ho Park, R (8,1) OBP: 0.294, SLG: 0.357										0	0	0	0	0	0	0					
12 Matt Stairs, L (8,PH) OBP: 0.353, SLG: 0.376										1	0	0	0	0	0	0					
46 Ryan Madson, L (9,1) ERA: 3.03										0	0	0	0	0	0	0					
Inning Stats	R: 0 E: 0 K: 1 S: 8	H: 0 LOB: 0 BB: 0 P: 15	R: 2 E: 0 K: 1 S: 15	H: 3 LOB: 1 BB: 0 P: 25	R: 3 E: 0 K: 0 S: 14	H: 3 LOB: 0 BB: 0 P: 21	R: 1 E: 0 K: 0 S: 8	H: 1 LOB: 1 BB: 1 P: 15	R: 0 E: 0 K: 1 S: 8	H: 0 LOB: 0 BB: 0 P: 12	R: 2 E: 0 K: 0 S: 12	H: 3 LOB: 1 BB: 0 P: 22	R: 1 E: 0 K: 1 S: 15	H: 2 LOB: 1 BB: 0 P: 22	R: 0 E: 0 K: 1 S: 10	H: 0 LOB: 3 BB: 3 P: 26	R: 0 E: 0 K: 2 S: 11	H: 0 LOB: 0 BB: 0 P: 17	1B: 5 2B: 3 3B: 1 HR: 3	SF: 0 SAC: 2 DP: 0 HBP: 0	WP: 1 PA: 43 PB: 0 SB: 0 CS: 0
PITCHER	IP WLS BF H R ER SO BB IBB HBP BLK WP HR S P ERA WHIP	IP WLS BF H R ER SO BB IBB HBP BLK WP HR S P ERA WHIP	IP WLS BF H R ER SO BB IBB HBP BLK WP HR S P ERA WHIP	IP WLS BF H R ER SO BB IBB HBP BLK WP HR S P ERA WHIP	IP WLS BF H R ER SO BB IBB HBP BLK WP HR S P ERA WHIP	IP WLS BF H R ER SO BB IBB HBP BLK WP HR S P ERA WHIP	IP WLS BF H R ER SO BB IBB HBP BLK WP HR S P ERA WHIP	IP WLS BF H R ER SO BB IBB HBP BLK WP HR S P ERA WHIP	IP WLS BF H R ER SO BB IBB HBP BLK WP HR S P ERA WHIP	IP WLS BF H R ER SO BB IBB HBP BLK WP HR S P ERA WHIP	IP WLS BF H R ER SO BB IBB HBP BLK WP HR S P ERA WHIP	IP WLS BF H R ER SO BB IBB HBP BLK WP HR S P ERA WHIP	IP WLS BF H R ER SO BB IBB HBP BLK WP HR S P ERA WHIP	IP WLS BF H R ER SO BB IBB HBP BLK WP HR S P ERA WHIP	IP WLS BF H R ER SO BB IBB HBP BLK WP HR S P ERA WHIP	IP WLS BF H R ER SO BB IBB HBP BLK WP HR S P ERA WHIP	IP WLS BF H R ER SO BB IBB HBP BLK WP HR S P ERA WHIP	IP WLS BF H R ER SO BB IBB HBP BLK WP HR S P ERA WHIP	IP WLS BF H R ER SO BB IBB HBP BLK WP HR S P ERA WHIP		
34 Mike Pelfrey, R (1,1) ERA: 2.92	6.0	29	10	8	8	3	1	0	0	0	0	0	0	0	0	0	12.00	1.833			
36 Ken Takahashi, L (7,1) ERA: 2.92	0.1	3	2	1	1	0	0	0	0	0	0	10	15	27.00	6.000						
50 Sean Green, R (7,1) ERA: 4.99	1.1	6	0	0	0	1	2	0	0	0	1	0	10	22	0.00	1.500					
25 Pedro Feliciano, L (8,1) ERA: 3.31	0.1	W	2	0	0	0	1	0	0	0	0	5	11	0.00	3.000						
75 Francisco Rodríguez, R (9,1) ERA: 3.03	1.0	S	3	0	0	0	2	0	0	0	0	0	11	17	0.00	0.000					


Batter	1	2	3	4	5	6	7	8	9	AB	R	H	RBI	BB	SO	LOB	TOP			
1 Luis Castillo, S OBP: 0.400, SLG: 0.359										2	0	1	0	1	0	0	New York Mets @ Philadelphia Phillies Citizens Bank Park, Philadelphia, PA Sun Sep 13 2009, 8:05 PM EDT Att: 44,901 - Partly Cloudy - 76 F			
19 Cory Sullivan, L OBP: 0.353, SLG: 0.417										4	0	0	0	0	0	6				
5 David Wright, R OBP: 0.399, SLG: 0.460										4	0	1	0	0	3	1				
15 Carlos Beltrán, S OBP: 0.419, SLG: 0.527										3	0	0	0	1	1					
28 Daniel Murphy, L OBP: 0.308, SLG: 0.403										4	0	1	0	0	1	3				
17 Fernando Tatis, R OBP: 0.331, SLG: 0.427										1	0	0	0	0	1	0				
18 Jeremy Reed, L OBP: 0.298, SLG: 0.320										3	0	0	0	0	1	1				
23 Brian Schneider, L OBP: 0.279, SLG: 0.323										4	0	2	0	0	0	0				
4 Wilson Valdez, R OBP: 0.297, SLG: 0.263										0	0	0	0	0	0	0				
11 Anderson Hernandez, S OBP: 0.331										3	0	2	0	0	0	0				
12 Jeff Francoeur, R OBP: 0.305, SLG: 0.408										1	0	0	0	0	1	1				
44 Tim Redding, R OBP: 0.043, SLG: 0.043										1	0	0	0	0	0	0				
30 Josh Thole, L OBP: 0.400, SLG: 0.474										1	0	0	0	0	0	1				
50 Sean Green, R OBP: 0.400, SLG: 0.474										0	0	0	0	0	0	0				
25 Pedro Feliciano, L OBP: 0.345, SLG: 0.493										0	0	0	0	0	0	0				
16 Ángel Pagán, S OBP: 0.345, SLG: 0.493										1	0	0	0	0	0	1				
Inning Stats	R: 0 E: 0 K: 2 S: 10	H: 1 LOB: 2 BB: 1 P: 20	R: 0 E: 0 K: 1 S: 11	H: 2 LOB: 3 BB: 0 P: 18	R: 0 E: 0 K: 1 S: 8	H: 0 LOB: 0 BB: 0 P: 11	R: 0 E: 0 K: 1 S: 8	H: 0 LOB: 0 BB: 0 P: 13	R: 0 E: 0 K: 0 S: 7	H: 1 LOB: 1 BB: 0 P: 16	R: 0 E: 0 K: 1 S: 11	H: 1 LOB: 2 BB: 1 P: 18	R: 0 E: 0 K: 1 S: 14	H: 1 LOB: 1 BB: 0 P: 23	R: 0 E: 0 K: 1 S: 12	H: 1 LOB: 1 BB: 0 P: 13	1B: 5 2B: 2 3B: 0 HR: 0	SF: 0 SAC: 1 DP: 0 HBP: 1	WP: 0 PB: 0 SB: 1 CS: 0	PA: 36
PITCHER	IP: 8.0 WLS: W BF: 33	H: 6 R: 0 ER: 0 SO: 7	BB: 2 IBB: 0 HBP: 1 BLK: 0	WP: 0 HR: 0 S: 80 P: 130	ERA: 0.00 WHIP: 1.000											ERA: 0.00 WHIP: 1.000				
45 Pedro Martínez, R ERA: 2.87																				
46 Ryan Madson, R ERA: 3.95																				

Batter	1	2	3	4	5	6	7	8	9	AB	R	H	RBI	BB	SO	LOB	BOTTOM			
11 Jimmy Rollins, S OBP: 0.289, SLG: 0.409										3	1	0	0	1	0	1	New York Mets @ Philadelphia Phillies Citizens Bank Park, Philadelphia, PA Sun Sep 13 2009, 8:05 PM EDT Att: 44,901 - Partly Cloudy - 76 F			
8 Shane Victorino, S OBP: 0.387, SLG: 0.460										4	0	1	0	0	0	0				
26 Chase Utley, L OBP: 0.414, SLG: 0.542										3	0	1	1	0	1	0				
6 Ryan Howard, L OBP: 0.350, SLG: 0.556										2	0	0	0	1	1	2				
29 Raul Ibanez, L OBP: 0.344, SLG: 0.566										3	0	0	0	0	0	3				
28 Jayson Werth, R OBP: 0.369, SLG: 0.519										2	0	0	0	0	1	2				
7 Pedro Feliz, R OBP: 0.315, SLG: 0.393										3	0	1	0	0	0	1				
Carlos Ruiz, R OBP: 0.354, SLG: 0.426										3	0	0	0	0	0	1				
45 Pedro Martínez, R OBP: 0.154, SLG: 0.083										2	0	0	0	0	0	1				
12 Matt Stairs, L OBP: 0.359, SLG: 0.394										0	0	0	0	0	0	0				
10 Ben Francisco, R OBP: 0.328, SLG: 0.438										1	0	0	0	0	1	0				
46 Ryan Madson, L ERA: 3.25										0	0	0	0	0	0	0				
Inning Stats	R: 1 E: 0 K: 1 S: 19	H: 2 LOB: 2 BB: 1 P: 33	R: 0 E: 0 K: 0 S: 9	H: 1 LOB: 1 BB: 0 P: 16	R: 0 E: 0 K: 2 S: 10	H: 0 LOB: 0 BB: 0 P: 15	R: 0 E: 0 K: 0 S: 8	H: 0 LOB: 0 BB: 0 P: 10	R: 0 E: 0 K: 0 S: 8	H: 0 LOB: 1 BB: 1 P: 15	R: 0 E: 0 K: 0 S: 4	H: 0 LOB: 0 BB: 0 P: 5	R: 0 E: 0 K: 1 S: 7	H: 0 LOB: 0 BB: 0 P: 11	1B: 2 2B: 1 3B: 0 HR: 0	SF: 0 SAC: 0 DP: 1 HBP: 1	WP: 0 PB: 0 SB: 0 CS: 0	PA: 29		
PITCHER	IP: 6.0 WLS: L BF: 23	H: 3 R: 1 ER: 1 SO: 3	BB: 2 IBB: 0 HBP: 0 BLK: 0	WP: 0 HR: 0 S: 62 P: 103	ERA: 1.50 WHIP: 0.833											ERA: 1.50 WHIP: 0.833				
44 Tim Redding, R ERA: 5.52																				
50 Sean Green, R ERA: 4.91																				
25 Pedro Feliciano, L ERA: 3.25																				

AB 32
R 0
H 7
RBI 0
BB 2
SO 8
LOB 15



AB 26
R 1
H 3
RBI 1
BB 2
SO 4
LOB 11



Batter	1	2	3	4	5	6	7	8	9	AB	R	H	RBI	BB	SO	LOB	TOP					
30 Justin Maxwell, R (1,8) OBP: 0.317, SLG: 0.377										4	0	2	0	0	1	0	<p>Washington Nationals @ Philadelphia Phillies Citizens Bank Park, Philadelphia, PA Tue Sep 15 2009, 7:05 PM EDT Att. 44,521 - Clear - 78 F</p> <p>livebaseballscorecards.com</p> <p>AB 30 R 0 H 6 RBI 0 BB 3 SO 9 LOB 12</p>					
15 Cristian Guzman, S (1,6) OBP: 0.317, SLG: 0.404										3	0	0	0	1	1							
11 Ryan Zimmerman, R (1,5) OBP: 0.362, SLG: 0.516										4	0	0	0	0	1	2						
44 Adam Dunn, L (1,3) OBP: 0.411, SLG: 0.562										3	0	1	0	1	0	0						
16 Josh Willingham, R (1,7) OBP: 0.389, SLG: 0.534										4	0	1	0	0	1	3						
34 Elijah Dukes, R (1,9) OBP: 0.337, SLG: 0.412										3	0	0	0	1	1							
7 Josh Bard, S (1,2) OBP: 0.296, SLG: 0.351										4	0	1	0	0	3	4						
12 Alberto Gonzalez, R (1,4) OBP: 0.288, SLG: 0.353										3	0	0	0	0	0	1						
49 Garrett Mock, S (1,1) OBP: 0.100, SLG: 0.100										1	0	1	0	0	0	0						
52 Saul Rivera, S (7,1) OBP: 0.500, SLG: 0.333										0	0	0	0	0	0	0						
41 Ron Villone, L (7,1) OBP: 0.294, SLG: 0.412										0	0	0	0	0	0	0						
2B Michael Morse, R (8,PH) OBP: 0.294, SLG: 0.412										1	0	0	0	0	1	0						
26 Logan Kensing, R (8,1) OBP: 0.294, SLG: 0.412										0	0	0	0	0	0	0						
Inning Stats	R: 0 E: 0 K: 3 S: 10	H: 0 LOB: 0 BB: 0 P: 13	R: 0 E: 0 K: 0 S: 7	H: 0 LOB: 0 BB: 0 P: 9	R: 0 E: 0 K: 0 S: 6	H: 2 LOB: 2 BB: 0 P: 9	R: 0 E: 0 K: 2 S: 13	H: 0 LOB: 3 BB: 0 P: 27	R: 0 E: 0 K: 0 S: 5	H: 1 LOB: 0 BB: 0 P: 5	R: 0 E: 0 K: 0 S: 12	H: 1 LOB: 1 BB: 0 P: 17	R: 0 E: 0 K: 1 S: 9	H: 0 LOB: 0 BB: 0 P: 14	R: 0 E: 0 K: 1 S: 12	H: 1 LOB: 1 BB: 0 P: 16	R: 0 E: 0 K: 2 S: 10	H: 1 LOB: 1 BB: 0 P: 14	1B: 5 2B: 1 3B: 0 HR: 0	SF: 0 SAC: 1 DP: 0 HBP: 0	WP: 0 PB: 0 SB: 0 CS: 0	PA: 34
PITCHER 34 Cliff Lee, L (1,1) ERA: 3.0	IP: 9.0 WLS: W BF: 34 H: 6 R: 0 ER: 0 SO: 9 BB: 3 IBB: 0 HBP: 0 BLK: 0 WP: 0 HR: 0 S: 84 P: 124 ERA: 0.00 WHIP: 1.000															PITCHER						

Batter	1	2	3	4	5	6	7	8	9	AB	R	H	RBI	BB	SO	LOB	BOTTOM			
11 Jimmy Rollins, S (1,6) OBP: 0.290, SLG: 0.411										4	1	2	1	0	0	0	<p>Washington Nationals @ Philadelphia Phillies Citizens Bank Park, Philadelphia, PA Tue Sep 15 2009, 7:05 PM EDT Att. 44,521 - Clear - 78 F</p> <p>livebaseballscorecards.com</p> <p>AB 32 R 5 H 10 RBI 5 BB 3 SO 3 LOB 12</p>			
8 Shane Victorino, S (1,8) OBP: 0.386, SLG: 0.459										3	0	1	0	0	0	2				
26 Chase Utley, L (1,4) OBP: 0.413, SLG: 0.539										4	0	1	1	0	0	2				
6 Ryan Howard, L (1,3) OBP: 0.349, SLG: 0.553										3	0	0	0	1	0	1				
29 Raul Ibanez, L (1,7) OBP: 0.345, SLG: 0.566										3	1	1	0	1	0	2				
28 Jayson Werth, R (1,9) OBP: 0.372, SLG: 0.521										4	1	3	0	0	0	1				
7 Pedro Feliz, R (1,5) OBP: 0.314, SLG: 0.390										3	1	0	0	1	1	2				
Carlos Ruiz, R (1,2) OBP: 0.356, SLG: 0.434										4	1	2	3	0	0	0				
34 Cliff Lee, L (1,1) OBP: 0.242, SLG: 0.281										4	0	0	0	0	2	2				
Inning Stats	R: 1 E: 0 K: 0 S: 10	H: 2 LOB: 0 BB: 0 P: 17	R: 4 E: 0 K: 0 S: 16	H: 4 LOB: 1 BB: 1 P: 31	R: 0 E: 0 K: 1 S: 8	H: 1 LOB: 1 BB: 0 P: 17	R: 0 E: 0 K: 0 S: 7	H: 0 LOB: 1 BB: 0 P: 12	R: 0 E: 0 K: 0 S: 10	H: 0 LOB: 0 BB: 1 P: 18	R: 0 E: 0 K: 1 S: 8	H: 0 LOB: 2 BB: 0 P: 12	R: 0 E: 0 K: 0 S: 10	H: 1 LOB: 2 BB: 1 P: 20	R: 0 E: 0 K: 1 S: 10	H: 2 LOB: 1 BB: 0 P: 18		1B: 6 2B: 4 3B: 0 HR: 0	SF: 0 SAC: 1 DP: 2 HBP: 0	WP: 0 PB: 0 SB: 0 CS: 0
PITCHER 49 Garrett Mock, R (1,1) ERA: 5.89 52 Saul Rivera, R (7,1) ERA: 5.46 41 Ron Villone, L (7,1) ERA: 4.14 26 Logan Kensing, R (8,1) ERA: 10.67	IP: 6.0 WLS: L BF: 27 H: 7 R: 5 ER: 5 SO: 2 BB: 2 IBB: 0 HBP: 0 BLK: 0 WP: 0 HR: 0 S: 59 P: 107 ERA: 7.50 WHIP: 1.500															PITCHER				

Batter	1	2	3	4	5	6	7	8	9	AB	R	H	RBI	BB	SO	LOB	TOP					
22 Willie Harris, L OBP: 0.374, SLG: 0.399										3	0	1	1	2	0	3	<p>Washington Nationals @ Philadelphia Phillies Citizens Bank Park, Philadelphia, PA Wed Sep 16 2009, 7:05 PM EDT Att: 44,223 - Cloudy - 63 F</p>					
15 Cristian Guzman, S OBP: 0.313, SLG: 0.400										5	0	0	0	0	1	7						
11 Ryan Zimmerman, R OBP: 0.361, SLG: 0.514										3	0	0	0	1	1	2						
44 Adam Dunn, L OBP: 0.410, SLG: 0.558										3	0	0	0	1	2	2						
16 Josh Willingham, R OBP: 0.386, SLG: 0.528										4	0	0	0	0	3	3						
6 Ian Desmond, R OBP: 0.511, SLG: 1.000										4	0	2	0	0	1	1						
30 Justin Maxwell, R OBP: 0.328, SLG: 0.375										3	1	1	0	1	0	1						
23 Wil Nieves, R OBP: 0.305, SLG: 0.302										4	0	2	0	0	0	3						
61 Livan Hernandez, R OBP: 0.134, SLG: 0.170										2	0	1	0	0	0	2						
24 Pedro Feliz, R OBP: 0.305, SLG: 0.400										1	0	1	0	0	0	1						
17 Sean Burnett, L OBP: 0.305, SLG: 0.302										1	0	0	0	0	0	0						
42 Jason Bergmann, R OBP: 0.305, SLG: 0.302										1	0	0	0	0	0	0						
58 Zack Segovia, R OBP: 0.305, SLG: 0.302										1	0	0	0	0	0	1						
28 Michael Morse, R OBP: 0.305, SLG: 0.302										1	0	0	0	0	0	1						
Inning Stats	R: 0 E: 0 K: 0 S: 11	H: 0 LOB: 2 BB: 2 P: 20	R: 0 E: 0 K: 0 S: 12	H: 2 LOB: 3 BB: 1 P: 22	R: 0 E: 0 K: 3 S: 9	H: 0 LOB: 0 BB: 0 P: 11	R: 0 E: 0 K: 1 S: 11	H: 2 LOB: 2 BB: 0 P: 17	R: 0 E: 0 K: 2 S: 9	H: 0 LOB: 0 BB: 0 P: 12	R: 0 E: 0 K: 1 S: 11	H: 1 LOB: 1 BB: 1 P: 24	R: 0 E: 0 K: 0 S: 7	H: 1 LOB: 1 BB: 0 P: 10	R: 0 E: 0 K: 1 S: 8	H: 0 LOB: 0 BB: 1 P: 15	R: 1 E: 0 K: 0 S: 10	H: 2 LOB: 1 BB: 0 P: 13	1B: 6 2B: 4 3B: 0 HR: 0	SF: 0 SAC: 0 DP: 3 HBP: 0	WP: 0 PB: 0 SB: 1 CS: 0	PA: 38
PITCHER	IP WLS BF H R ER SO BB IBB HBP BLK WP HR S P ERA WHIP	6.0 W 26 5 0 0 7 4 0 0 0 0 0 63 106 0.00 1.500	1.0 H 4 1 0 0 0 0 0 0 0 0 0 7 10 0.00 1.000	1.0 3 0 0 0 1 1 0 0 0 0 0 8 15 0.00 1.000	1.0 5 2 1 1 0 0 0 0 0 0 0 10 13 9.00 2.000	PITCHER																

Washington Nationals @ Philadelphia Phillies
Citizens Bank Park, Philadelphia, PA
Wed Sep 16 2009, 7:05 PM EDT
Att: 44,223 - Cloudy - 63 F

AB	33
R	1
H	8
RBI	1
BB	5
SO	8
LOB	25



Batter	1	2	3	4	5	6	7	8	9	AB	R	H	RBI	BB	SO	LOB	BOTTOM
11 Jimmy Rollins, S OBP: 0.289, SLG: 0.410										5	0	1	0	0	0	0	<p>Washington Nationals @ Philadelphia Phillies Citizens Bank Park, Philadelphia, PA Wed Sep 16 2009, 7:05 PM EDT Att: 44,223 - Cloudy - 63 F</p>
8 Shane Victorino, S OBP: 0.394, SLG: 0.456										4	0	0	0	0	1	2	
26 Chase Utley, L OBP: 0.414, SLG: 0.538										3	2	1	0	0	1	2	
6 Ryan Howard, L OBP: 0.350, SLG: 0.552										3	1	1	0	1	1	0	
29 Raul Ibanez, L OBP: 0.350, SLG: 0.567																	


Batter	1	2	3	4	5	6	7	8	9	AB	R	H	RBI	BB	SO	LOB	TOP				
11 Jimmy Rollins, S OBP: 0.291, SLG: 0.414	L4		L5		F8			F7	1B	5	0	1	1	0	0	0	Philadelphia Phillies @ Atlanta Braves Turner Field, Atlanta, GA Sat Sep 19 2009, 7:00 PM EDT Att: 35,818 - Drizzlie - 74 F				
10 Ben Francisco, R OBP: 0.329, SLG: 0.446	K		26 G3 1B		F8			G4-3	F9	5	0	1	0	0	1	2					
26 Chase Utley, L OBP: 0.413, SLG: 0.533	BB		G3		F8				6 HR 1B	3	1	1	0	1	0	1					
6 Ryan Howard, L OBP: 0.354, SLG: 0.564	F9		IBB		G6-3				HR	3	1	1	2	1	0	1					
28 Javson Werth, R OBP: 0.374, SLG: 0.524	K		F9		K				19 1B 2B	3	0	0	0	0	2	2					
53 Sergio Escalona, L OBP: 0.224, SLG: 0.240	K								19 1B BB	0	0	0	0	0	0	0					
55 Clay Condrey, R OBP: 0.367, SLG: 0.406	K								19 1B BB	0	0	0	0	0	0	0					
12 Matt Stairs, L OBP: 0.367, SLG: 0.406	K								19 1B BB	1	0	1	0	0	0	0					
4 Enc Brunnett, R OBP: 0.224, SLG: 0.240	K								19 1B BB	0	1	0	0	0	0	0					
29 Raul Ibanez, L OBP: 0.348, SLG: 0.560	K								19 1B BB	0	1	0	0	0	0	0					
7 Pedro Feliz, R OBP: 0.309, SLG: 0.381	23 BB 1B		G5-4-3		G5-4-3 1B			K	P5	4	0	1	0	0	1	3					
23 Paul Bako, L OBP: 0.278, SLG: 0.300	BB		G4-3		G4-3			G3	K	2	0	0	0	1	0	0					
8 Shane Victorino, S OBP: 0.362, SLG: 0.452	BB		BB		G4-3			G3	K	1	0	0	0	0	1	2					
45 Pedro Martinez, R OBP: 0.143, SLG: 0.077	K		G5-3		G5-3			K	11 1B 1B	1	0	0	0	0	1	2					
37 Chad Durbin, R OBP: 0.157, SLG: 0.167	K								11 1B 1B	1	0	0	0	0	0	0					
40 John Mayberry Jr., R OBP: 0.234, SLG: 0.444	K								11 1B 1B	1	0	0	0	0	1	0					
19 Greg Dobbs, L OBP: 0.309, SLG: 0.413	K								11 1B 1B	1	0	1	1	0	0	0					
Inning Stats	R: 0 E: 0 K: 1 S: 8	H: 0 LOB: 1 BB: 1 P: 15	R: 0 E: 0 K: 3 S: 18	H: 1 LOB: 2 BB: 1 P: 28	R: 0 E: 0 K: 0 S: 5	H: 1 LOB: 2 BB: 1 P: 12	R: 0 E: 0 K: 0 S: 6	H: 1 LOB: 0 BB: 0 P: 11	R: 0 E: 0 K: 1 S: 6	H: 0 LOB: 0 BB: 0 P: 12	R: 0 E: 0 K: 1 S: 10	H: 0 LOB: 0 BB: 0 P: 14	R: 0 E: 0 K: 1 S: 6	H: 0 LOB: 0 BB: 0 P: 8	R: 4 E: 0 K: 1 S: 19	H: 5 LOB: 2 BB: 1 P: 28	1B: 6 2B: 1 3B: 0 HR: 1	SF: 0 SAC: 0 DP: 1 HBP: 0	WP: 0 PB: 0 SB: 0 CS: 0	PA: 38	
PITCHER	IP WLS BF H R ER SO BB IBB HBP BLK WP HR S P ERA WHIP	7.0 W 26 3 0 0 6 2 1 0 0 0 0 6 102 0.00 0.714	1.0 3 0 0 0 1 0 0 0 0 0 0 6 8 0.00 0.000	1.0 9 5 4 4 1 1 0 0 0 0 1 19 28 36.00 6.000	PITCHER																

AB	34
R	4
H	8
RBI	4
BB	4
SO	8
LOB	13



Batter	1	2	3	4	5	6	7	8	9	AB	R	H	RBI	BB	SO	LOB	BOTTOM				
24 Nate McLouth, L OBP: 0.359, SLG: 0.456	G3		F7		14 SF8 14 S BB			G1-3		4	1	1	0	1	0	2	Philadelphia Phillies @ Atlanta Braves Turner Field, Atlanta, GA Sat Sep 19 2009, 7:00 PM EDT Att: 35,818 - Drizzlie - 74 F				
14 Martin Prado, R OBP: 0.346, SLG: 0.447	G5-3		10 1B 16 1B 2B		SF8			F9		3	1	1	1	0	0	1					
10 Chipper Jones, S OBP: 0.390, SLG: 0.433	BB		18 F9 22 1B 1B		F9			K		3	1	1	0	1	1	1					
16 Brian McCann, L OBP: 0.349, SLG: 0.503	G4-3		22 1B 19 HBP 1B		K			L5		4	0	1	1	0	1	2					
18 Garret Anderson, L OBP: 0.312, SLG: 0.415	19 1B 22 1B 2B		F9		P6			F8		4	1	1	0	0	0	2					
30 Reid Gorecki, R OBP: 0.240, SLG: 0.217	23 FC6-4 22 1B 1B		F9		G6-3			K		0	0	0	0	0	0	0					
19 Yunel Escobar, R OBP: 0.380, SLG: 0.445	23 FC6-4 22 1B 1B		HBP		G6-3			K		3	0	1	0	0	1	0					
22 Adam LaRoche, L OBP: 0.359, SLG: 0.507	23 FC6-4 22 1B 1B		HBP		G6-3			K		2	1	2	2	1	0	0					
4 Omar Infante, R OBP: 0.358, SLG: 0.382	23 FC6-4 22 1B 1B		HBP		G6-3			G5-3		1	0	0	0	0	0	0					
23 Matt Diaz, R OBP: 0.396, SLG: 0.497	FC6-4 33 SH5-4 1B		K		K			K		4	1	1	2	0	2	5					
33 Javier Vazquez, R OBP: 0.224, SLG: 0.234	SH5-4		G1-3		G4-3			G4-3		2	0	0	0	0	0	3					
58 Peter Moylan, R OBP: 0.298, SLG: 0.500	G1-3		G1-3		G4-3			G4-3		0	0	0	0	0	0	0					
7 Brooks Conrad, S OBP: 0.298, SLG: 0.500	G1-3		G1-3		G4-3			G4-3		1	0	0	0	0	0	0					
Rafael Soriano, R	G1-3		G1-3		G4-3			G4-3		0	0	0	0	0	0	0					
Inning Stats	R: 0 E: 0 K: 0 S: 5	H: 0 LOB: 1 BB: 1 P: 12	R: 1 E: 0 K: 0 S: 16	H: 3 LOB: 2 BB: 0 P: 19	R: 2 E: 0 K: 1 S: 16	H: 4 LOB: 3 BB: 0 P: 25	R: 1 E: 0 K: 1 S: 8	H: 0 LOB: 0 BB: 1 P: 14	R: 2 E: 0 K: 0 S: 12	H: 1 LOB: 0 BB: 1 P: 17	R: 0 E: 0 K: 1 S: 9	H: 1 LOB: 1 BB: 0 P: 11	R: 0 E: 0 K: 1 S: 7	H: 0 LOB: 0 BB: 0 P: 10	R: 0 E: 0 K: 1 S: 9	H: 0 LOB: 0 BB: 0 P: 15	1B: 6 2B: 2 3B: 0 HR: 1	SF: 1 SAC: 1 DP: 0 HBP: 1	WP: 0 PB: 0 SB: 1 CS: 0	PA: 37	
PITCHER	IP WLS BF H R ER SO BB IBB HBP BLK WP HR S P ERA WHIP	3.0 L 18 7 3 3 1 0 0 0 0 0 1 27 40 6.75 1.500	1.1 4 0 0 0 1 0 0 0 0 0 0 9 12 0.00 0.000	1.0 3 0 0 0 1 0 0 0 0 0 0 9 15 0.00 0.000	PITCHER																

AB	31
R	6
H	9
RBI	6
BB	3
SO	5
LOB	16



Batter	1	2	3	4	5	6	7	8	9	AB	R	H	RBI	BB	SO	LOB	TOP						
11 Jimmy Rollins, S OBP: 0.292, SLG: 0.415										4	2	1	0	1	1	2							
8 Shane Victorino, S OBP: 0.363, SLG: 0.453										1	0	1	0	0	0	0							
10 Ben Francisco, R OBP: 0.330, SLG: 0.448										3	0	1	1	0	0	1							
26 Chase Utley, L OBP: 0.411, SLG: 0.533										5	0	1	1	0	2	3							
6 Ryan Howard, L OBP: 0.354, SLG: 0.564										4	0	1	0	1	3	0							
28 Jayson Werth, R OBP: 0.377, SLG: 0.523										1	1	0	0	3	1	2							
29 Raul Ibanez, L OBP: 0.347, SLG: 0.559										4	1	1	1	0	0	5							
7 Pedro Feliz, R OBP: 0.310, SLG: 0.382										4	0	2	1	0	1	1							
23 Paul Bako, L OBP: 0.277, SLG: 0.298										4	0	1	0	0	0	1							
34 Cliff Lee, L OBP: 0.228, SLG: 0.266										2	0	0	0	0	0	1							
52 Tyler Walker, R OBP: 0.371, SLG: 0.504										1	0	0	0	0	0	0							
53 Sergio Escalona, L OBP: 0.345, SLG: 0.448										4	0	1	0	0	0	1							
55 Clay Condrey, R OBP: 0.301, SLG: 0.388										3	0	0	0	1	1	0							
40 John Mayberry Jr., R OBP: 0.292, SLG: 0.366										1	0	1	0	0	0	0							
46 Ryan Madison, L OBP: 0.301, SLG: 0.388										1	0	0	0	0	0	0							
54 Brad Lidge, R OBP: 0.285, SLG: 0.355										0	0	0	0	0	0	0							
Inning Stats	R: 0 E: 0 K: 2 S: 8	H: 1 LOB: 1 BB: 0 P: 11	R: 0 E: 0 K: 1 S: 8	H: 0 LOB: 1 BB: 1 P: 13	R: 1 E: 0 K: 1 S: 14	H: 1 LOB: 1 BB: 1 P: 21	R: 2 E: 0 K: 2 S: 18	H: 3 LOB: 1 BB: 1 P: 29	R: 1 E: 0 K: 1 S: 14	H: 2 LOB: 2 BB: 1 P: 23	R: 0 E: 0 K: 0 S: 10	H: 1 LOB: 1 BB: 0 P: 14	R: 0 E: 0 K: 0 S: 7	H: 1 LOB: 2 BB: 1 P: 18	R: 0 E: 0 K: 1 S: 9	H: 1 LOB: 1 BB: 0 P: 11	R: 0 E: 0 K: 1 S: 7	H: 0 LOB: 0 BB: 0 P: 12	1B: 4 2B: 6 3B: 1 HR: 0	SF: 0 SAC: 1 DP: 2 HBP: 1	WP: 0 PB: 0 SB: 1 CS: 2	PA: 40	
PITCHER	IP: 5.0 WLS: L BF: 24	H: 7 R: 4 ER: 4 SO: 7	BB: 3 IBB: 1 HBP: 0 BLK: 0	WP: 0 HR: 0 S: 62 P: 97	ERA: 7.20 WHIP: 2.000	IP: 1.1 WLS: W BF: 5	H: 1 R: 0 ER: 0 SO: 0	BB: 0 IBB: 0 HBP: 0 BLK: 0	WP: 0 HR: 0 S: 12 P: 18	ERA: 0.00 WHIP: 0.750	IP: 0.2 WLS: L BF: 4	H: 1 R: 0 ER: 0 SO: 0	BB: 0 IBB: 0 HBP: 0 BLK: 0	WP: 0 HR: 0 S: 5 P: 14	ERA: 0.00 WHIP: 1.500	IP: 2.0 WLS: W BF: 7	H: 1 R: 0 ER: 0 SO: 2	BB: 0 IBB: 0 HBP: 0 BLK: 0	WP: 0 HR: 0 S: 16 P: 23	ERA: 0.00 WHIP: 0.500			

Philadelphia Phillies @ Atlanta Braves
Turner Field, Atlanta, GA
Sun Sep 20 2009, 1:30 PM EDT
Att: 29,452 - Overcast - 76 F

AB	33
R	4
H	10
RBI	4
BB	5
SO	9
LOB	17



Batter	1	2	3	4	5	6	7	8	9	AB	R	H	RBI	BB	SO	LOB	BOTTOM	
24 Nate McLouth, L OBP: 0.358, SLG: 0.452										4	0	0	0	0	1	1		
14 Martin Prado, R OBP: 0.345, SLG: 0.448										4	1	1	0	0	1	1		
10 Chipper Jones, S OBP: 0.391, SLG: 0.436										4	0	2	0	0	1	1		
23 Matt Diaz, R OBP: 0.394, SLG: 0.494										4	0	1	1	0	2	2		
18 Garret Anderson, L OBP: 0.309, SLG: 0.411										4	0	0	0	0	1	2		
4 Omar Infante, R OBP: 0.356, SLG: 0.376										3	0	0	0	1	1	0		
8 David Ross, R OBP: 0.371, SLG: 0.504										3	0	2	0	0	1	2		
2 Kelly Johnson, L OBP: 0.301, SLG: 0.388										1	0	0	0	0	0	0		
7 Brooks Conrad, S OBP: 0.294, SLG: 0.468										3	1	0	0	1	2	2		
48 Tommy Hanson, R OBP: 0.285, SLG: 0.355										1	0	0	0	0	0	1		
25 Ryan Lundy, L OBP: 0.261, SLG: 0.261										1	0	0	0	0	0	1		
54 Kris Medlen, S OBP: 0.371, SLG: 0.504										0	0	0	0	0	0	0		
36 Boone Logan, R OBP: 0.345, SLG: 0.448										0	0	0	0	0	0	0		
20 Greg Norton, S OBP: 0.292, SLG: 0.366										0	0	0	0	0	0	0		
34 Eric O'Flaherty, L OBP: 0.301, SLG: 0.388										0	0	0	0	0	0	0		
16 Brian McCann, L OBP: 0.326, SLG: 0.526										1	0	1	1	0	0	0		
Inning Stats	R: 1 E: 1 K: 0 S: 9	H: 2 LOB: 1 BB: 0 P: 12	R: 0 E: 0 K: 1 S: 9	H: 1 LOB: 1 BB: 0 P: 12	R: 0 E: 0 K: 1 S: 11	H: 1 LOB: 1 BB: 0 P: 16	R: 0 E: 0 K: 2 S: 9	H: 1 LOB: 2 BB: 1 P: 15	R: 0 E: 0 K: 1 S: 7	H: 0 LOB: 0 BB: 0 P: 12	R: 0 E: 0 K: 3 S: 9	H: 0 LOB: 0 BB: 0 P: 15	R: 0 E: 0 K: 2 S: 10	H: 1 LOB: 1 BB: 1 P: 18	1B: 5 2B: 2 3B: 0 HR: 0	SF: 0 SAC: 0 DP: 0 HBP: 1	WP: 0 PB: 0 SB: 0 CS: 0	PA: 37
PITCHER	IP: 4.0 WLS: W BF: 17	H: 5 R: 1 ER: 1 SO: 2	BB: 0 IBB: 0 HBP: 0 BLK: 0	WP: 0 HR: 0 S: 38 P: 52	ERA: 2.25 WHIP: 1.250	IP: 2.0 WLS: S BF: 5	H: 1 R: 1 ER: 1 SO: 2	BB: 1 IBB: 0 HBP: 0 BLK: 0	WP: 0 HR: 0 S: 10 P: 18	ERA: 9.00 WHIP: 2.000								

Philadelphia Phillies @ Atlanta Braves
Turner Field, Atlanta, GA
Sun Sep 20 2009, 1:30 PM EDT
Att: 29,452 - Overcast - 76 F

AB	34
R	2
H	7
RBI	2
BB	2
SO	11
LOB	12



Batter	1	2	3	4	5	6	7	8	9	AB	R	H	RBI	BB	SO	LOB	TOP			
11 Jimmy Rollins, S OBP: 0.290, SLG: 0.411 (1, 6)										3	0	0	0	1	1	1	Philadelphia Phillies @ Florida Marlins Land Shark Stadium, Miami, FL Tue Sep 22 2009, 4:15 PM EDT Att: 20,039 - Partly Cloudy - 84 F livebaseballscores.com AB 29 R 0 H 2 RBI 0 BB 2 SO 7 LOB 10 			
8 Shane Victorino, S OBP: 0.364, SLG: 0.451 (1, 8)										4	0	0	0	0	0	1				
26 Chase Utley, L OBP: 0.412, SLG: 0.533 (1, 4)										4	0	2	0	0	0	1				
6 Ryan Howard, L OBP: 0.353, SLG: 0.558 (1, 3)										4	0	0	0	0	1	3				
28 Jayson Werth, R OBP: 0.377, SLG: 0.519 (1, 9)										3	0	0	0	0	3	2				
29 Raul Ibanez, L OBP: 0.344, SLG: 0.558 (1, 7)										3	0	0	0	0	1	1				
7 Pedro Feliz, R OBP: 0.309, SLG: 0.380 (1, 5)										3	0	0	0	0	1	0				
Carlos Ruiz, R OBP: 0.353, SLG: 0.423 (1, 2)										2	0	0	0	0	0	0				
19 Greg Dobbs, L OBP: 0.369, SLG: 0.413 (8, PH)										0	0	0	0	1	0	0				
37 Chad Durbin, R OBP: 0.167, SLG: 0.167 (8, 1)										2	0	0	0	0	0	0				
50 Jamie Moyer, L OBP: 0.245, SLG: 0.122 (1, 1)										1	0	0	0	0	0	1				
12 Matt Stairs, L OBP: 0.369, SLG: 0.402 (8, PH)										0	0	0	0	0	0	0				
23 Paul Bako, L OBP: 0.283, SLG: 0.295 (8, 2)										0	0	0	0	0	0	0				
Inning Stats	R: 0 E: 0 K: 0 S: 8	H: 0 LOB: 1 BB: 1 P: 18	R: 0 E: 0 K: 3 S: 12	H: 0 LOB: 0 BB: 0 P: 16	R: 0 E: 0 K: 0 S: 7	H: 0 LOB: 0 BB: 0 P: 12	R: 0 E: 0 K: 1 S: 8	H: 1 LOB: 1 BB: 0 P: 11	R: 0 E: 0 K: 0 S: 8	H: 0 LOB: 0 BB: 0 P: 12	R: 0 E: 0 K: 2 S: 9	H: 1 LOB: 1 BB: 0 P: 14	R: 0 E: 0 K: 0 S: 8	H: 0 LOB: 1 BB: 1 P: 15	R: 0 E: 0 K: 0 S: 9	H: 0 LOB: 0 BB: 0 P: 14	1B: 1 2B: 1 3B: 0 HR: 0	SF: 0 SAC: 0 DP: 0 HBP: 0	WP: 0 PB: 0 SB: 1 CS: 0	PA: 31
PITCHER	IP WLS BF H R ER SO BB IBB HBP BLK WP HR S P ERA WHIP																			
19 Anibal Sánchez, R ERA: 4.01 (1, 1)	8.0 W 28 2 0 0 7 2 0 0 0 0 0 0 69 110 0.00 0.500																			
46 Juan Carlos Oviedo, R ERA: 4.02 (8, 1)	1.0 S 3 0 0 0 0 0 0 0 0 0 0 0 9 14 0.00 0.000																			

Batter	1	2	3	4	5	6	7	8	9	AB	R	H	RBI	BB	SO	LOB	BOTTOM			
8 Chris Coghlan, L OBP: 0.364, SLG: 0.452 (1, 7)										3	0	2	0	0	0	0	Philadelphia Phillies @ Florida Marlins Land Shark Stadium, Miami, FL Tue Sep 22 2009, 4:15 PM EDT Att: 20,039 - Partly Cloudy - 84 F livebaseballscores.com AB 32 R 3 H 10 RBI 3 BB 2 SO 7 LOB 17 			
24 Cameron Maybin, R OBP: 0.297, SLG: 0.341 (1, 8)										4	1	1	0	0	1	3				
2 Hanley Ramirez, R OBP: 0.416, SLG: 0.557 (1, 6)										4	0	2	1	0	0	1				
3 Jorge Cantu, R OBP: 0.338, SLG: 0.434 (1, 3)										3	0	0	0	1	2	2				
18 Wes Helms, R OBP: 0.316, SLG: 0.374 (1, 5)										3	0	0	0	1	1	4				
6 Dan Uggla, R OBP: 0.354, SLG: 0.461 (1, 4)										4	1	1	1	0	2	1				
29 Ronny Paulino, R OBP: 0.346, SLG: 0.434 (1, 2)										4	0	3	0	0	0	0				
12 Cody Ross, R OBP: 0.322, SLG: 0.467 (1, 9)										4	1	1	1	0	1	4				
19 Anibal Sánchez, R OBP: 0.354, SLG: 0.434 (1, 1)										3	0	0	0	0	0	2				
46 Juan Carlos Oviedo, R ERA: 4.01 (8, 1)										0	0	0	0	0	0	0				
Inning Stats	R: 0 E: 0 K: 1 S: 10	H: 2 LOB: 2 BB: 1 P: 18	R: 1 E: 0 K: 0 S: 12	H: 2 LOB: 0 BB: 0 P: 22	R: 0 E: 0 K: 1 S: 5	H: 1 LOB: 0 BB: 0 P: 8	R: 1 E: 0 K: 1 S: 8	H: 1 LOB: 1 BB: 0 P: 14	R: 1 E: 0 K: 0 S: 6	H: 2 LOB: 1 BB: 0 P: 10	R: 0 E: 0 K: 1 S: 13	H: 1 LOB: 0 BB: 0 P: 19	R: 0 E: 0 K: 2 S: 11	H: 1 LOB: 2 BB: 1 P: 22	R: 0 E: 0 K: 2 S: 11	H: 1 LOB: 1 BB: 1 P: 22	1B: 6 2B: 2 3B: 0 HR: 2	SF: 0 SAC: 0 DP: 1 HBP: 1	WP: 1 PB: 1 SB: 0 CS: 1	PA: 35
PITCHER	IP WLS BF H R ER SO BB IBB HBP BLK WP HR S P ERA WHIP																			
50 Jamie Moyer, L ERA: 5.0 (1, 1)	7.0 L 30 9 3 3 5 1 0 0 0 0 0 0 11 104 3.86 1.429																			
37 Chad Durbin, R ERA: 4.81 (8, 1)	1.0 5 1 0 0 2 1 0 0 0 0 0 0 11 22 0.00 2.000																			

Batter	1	2	3	4	5	6	7	8	9	AB	R	H	RBI	BB	SO	LOB	TOP			
11 Jimmy Rollins, S OBP: 0.291, SLG: 0.414	G1-3			E5 26 G3 6 1B	G6-3			P2 26 1B 6 1B	P2	5	2	1	0	0	0	3	Philadelphia Phillies @ Milwaukee Brewers Miller Park, Milwaukee, WI Fri Sep 25 2009, 7:05 PM CDT Att: 33,428 - Roof Closed - 71 F			
8 Shane Victorino, S OBP: 0.363, SLG: 0.447	G6-3			26 G3 6 1B BB	F9			F7	G4-3	4	1	0	0	1	0	3				
26 Chase Utley, L OBP: 0.408, SLG: 0.523	G1-3			G3	K			K	28 FC5-4 6 1B	4	1	1	0	0	1	2				
6 Ryan Howard, L OBP: 0.353, SLG: 0.560		F8		10 FC6-4	K			K	28 FC5-4	4	0	2	3	0	1	0				
28 Jayson Werth, R OBP: 0.372, SLG: 0.508	K			K	K			FC5-4		4	0	0	1	0	2	2				
10 Ben Francisco, R OBP: 0.328, SLG: 0.445				FC6-4				G4-3		3	0	0	0	0	1	1				
29 Raul Ibanez, L OBP: 0.346, SLG: 0.564								G4-3		1	0	0	0	0	0	1				
7 Pedro Feliz, R OBP: 0.311, SLG: 0.384			F7		G6-3					3	0	1	0	0	0	0				
19 Greg Dobbs, L OBP: 0.314, SLG: 0.411										1	0	1	0	0	0	0				
24 Paul Hoover, R OBP: 0.667, SLG: 0.667			K							3	0	2	0	0	1	0				
33 Andy Tracy, L OBP: 0.500, SLG: 0.500			K							1	0	1	0	0	0	0				
34 Cliff Lee, L OBP: 0.216, SLG: 0.250										2	0	0	0	0	2	1				
40 John Mayberry Jr., R OBP: 0.237, SLG: 0.464										1	0	0	0	0	0	2				
54 Brad Lidge, R										0	0	0	0	0	0	0				
53 Sergio Escalona, L										0	0	0	0	0	0	0				
12 Matt Stairs, L OBP: 0.398, SLG: 0.398										1	0	0	0	0	0	2				
Inning Stats	R: 0 E: 0 K: 0 S: 9	H: 0 LOB: 0 BB: 0 P: 14	R: 0 E: 0 K: 2 S: 7	H: 0 LOB: 0 BB: 0 P: 9	R: 0 E: 0 K: 2 S: 9	H: 0 LOB: 0 BB: 0 P: 12	R: 2 E: 1 K: 1 S: 10	H: 1 LOB: 1 BB: 0 P: 17	R: 0 E: 0 K: 2 S: 8	H: 0 LOB: 0 BB: 0 P: 12	R: 0 E: 0 K: 0 S: 9	H: 2 LOB: 2 BB: 0 P: 15	R: 2 E: 0 K: 0 S: 10	H: 3 LOB: 1 BB: 0 P: 19	R: 0 E: 0 K: 0 S: 15	H: 2 LOB: 2 BB: 0 P: 23	1B: 9 2B: 0 3B: 0 HR: 0	SF: 0 SAC: 0 DP: 0 HBP: 0	WP: 0 PB: 0 SB: 0 CS: 0	PA: 38
PITCHER	IP WLS BF H R ER SO BB IBB HBP BLK WP HR S P ERA WHIP	7.0 W 27 4 2 1 8 1 0 0 0 0 0 3 6 1.29 0.714	0.1 3 2 2 0 0 0 0 0 0 0 0 0 2 54.00 6.000	0.0 1 1 0 0 0 0 0 0 0 0 0 0 1 2 ∞	0.2 2 0 0 0 0 0 0 0 0 0 0 0 6 11 0.00 0.000	0.0 2 2 0 0 0 0 0 0 0 0 0 0 6 8 ∞	1.0 S 3 0 0 0 0 0 0 0 0 0 3 6 1.8	1.0 S 3 0 0 0 0 0 0 0 0 0 0 3 6 1.8	0.0 0 0 0 0 0 0 0 0 0 0 0 0 6 11 0.00 0.000	0.0 0 0 0 0 0 0 0 0 0 0 0 0 6 8 ∞	0.0 0 0 0 0 0 0 0 0 0 0 0 0 6 8 ∞	0.0 0 0 0 0 0 0 0 0 0 0 0 0 6 8 ∞	0.0 0 0 0 0 0 0 0 0 0 0 0 0 6 8 ∞	0.00 0.000	0.000					
3 Felipe Lopez, S OBP: 0.382, SLG: 0.430	G4-3 28 1B 8			K	K			1 WP BB		4	1	1	0	1	3	2	Philadelphia Phillies @ Milwaukee Brewers Miller Park, Milwaukee, WI Fri Sep 25 2009, 7:05 PM CDT Att: 33,428 - Roof Closed - 71 F			
1 Cory Hart, R OBP: 0.330, SLG: 0.419	L7			P4	28 HR 8 1B HBP			14 S 14 1B	K	4	2	1	0	0	1	4				
8 Ryan Braun, R OBP: 0.380, SLG: 0.534	G4-3			G6-3	28 HR 1B			F7		4	1	1	0	0	0	2				
28 Prince Fielder, L OBP: 0.409, SLG: 0.600	14 2B 25 HR 1B			G3	HR			P4		4	2	2	4	0	0	1				
14 Casey McGehee, R OBP: 0.367, SLG: 0.508	25 HR 2B			K	P3					4	1	2	1	0	1	0				
25 Mike Cameron, R OBP: 0.342, SLG: 0.447	HR			F7	K			K		4	1	1	3	0	2	1				
21 Alcides Escobar, R OBP: 0.317, SLG: 0.364	K			F9				K2-3		4	0	1	0	0	2	0				
11 Mike Rivera, R OBP: 0.331, SLG: 0.355				26 SH1-4 1B	F7			K		4	0	2	0	0	1	1				
26 Manny Parra, L OBP: 0.170, SLG: 0.456				SH1-4	F8			FC1-6		2	0	0	0	0	0	2				
20 David Weathers, R										0	0	0	0	0	0	0				
57 Mitch Stetter, L										0	0	0	0	0	0	0				
60 Todd Coffey, R										0	0	0	0	0	0	0				
16 Jason Bourgeois, R										1	0	1	0	0	0	0				
50 Claudio Vargas, R										0	0	0	0	0	0	0				
51 Trevor Hoffman, R										0	0	0	0	0	0	0				
Inning Stats	R: 4 E: 0 K: 1 S: 14	H: 4 LOB: 0 BB: 0 P: 19	R: 0 E: 0 K: 1 S: 8	H: 1 LOB: 1 BB: 0 P: 12	R: 0 E: 0 K: 1 S: 9	H: 0 LOB: 0 BB: 0 P: 12	R: 0 E: 0 K: 0 S: 12	H: 1 LOB: 1 BB: 0 P: 20	R: 3 E: 0 K: 2 S: 10	H: 2 LOB: 0 BB: 0 P: 15	R: 0 E: 0 K: 1 S: 10	H: 1 LOB: 1 BB: 0 P: 15	R: 1 E: 0 K: 1 S: 11	H: 2 LOB: 1 BB: 0 P: 16	R: 0 E: 0 K: 3 S: 12	H: 1 LOB: 2 BB: 1 P: 20	1B: 8 2B: 2 3B: 0 HR: 2	SF: 0 SAC: 1 DP: 0 HBP: 1	WP: 1 PB: 0 SB: 2 CS: 0	PA: 38
PITCHER	IP WLS BF H R ER SO BB IBB HBP BLK WP HR S P ERA WHIP	6.0 L 28 9 7 7 6 0 0 1 0 0 0 11 16 10.50 2.000	1.0 5 2 1 1 1 0 0 0 0 0 0 0 11 16 9.00 2.000	1.0 5 1 0 0 3 1 0 0 0 1 0 12 20 0.00 2.000	1.0 5 1 0 0 3 1 0 0 0 1 0 12 20 0.00 2.000	1.0 5 1 0 0 3 1 0 0 0 1 0 12 20 0.00 2.000	1.0 5 1 0 0 3 1 0 0 0 1 0 12 20 0.00 2.000	1.0 5 1 0 0 3 1 0 0 0 1 0 12 20 0.00 2.000	1.0 5 1 0 0 3 1 0 0 0 1 0 12 20 0.00 2.000	1.0 5 1 0 0 3 1 0 0 0 1 0 12 20 0.00 2.000	1.0 5 1 0 0 3 1 0 0 0 1 0 12 20 0.00 2.000	1.0 5 1 0 0 3 1 0 0 0 1 0 12 20 0.00 2.000	1.0 5 1 0 0 3 1 0 0 0 1 0 12 20 0.00 2.000	1.0 5 1 0 0 3 1 0 0 0 1 0 12 20 0.00 2.000	10.50 2.000	9.00 2.000				

Batter	1	2	3	4	5	6	7	8	9	AB	R	H	RBI	BB	SO	LOB	TOP					
11 Jimmy Rollins, S OBP: 0.289, SLG: 0.411	G3	F8		F9		G3			K	5	0	0	0	0	1	1	Philadelphia Phillies @ Milwaukee Brewers Miller Park, Milwaukee, WI Sat Sep 26 2009, 6:05 PM CDT Att: 40,141 - Partly Cloudy - 69 F					
8 Shane Victorino, S OBP: 0.360, SLG: 0.443	E6 FC4-6		E4 6 1B 28 SF9	P5			K		K	5	1	0	0	0	2	0						
26 Chase Utley, L OBP: 0.346, SLG: 0.519	FC4-6		F9	F9			G6-3			4	0	0	0	0	2							
6 Ryan Howard, L OBP: 0.355, SLG: 0.567	G3									4	2	3	1	0	0	1						
28 Jayson Werth, R OBP: 0.370, SLG: 0.506		F7	SF9							3	0	0	1	0	0	1						
29 Raul Ibanez, L OBP: 0.346, SLG: 0.560		F8								3	0	0	0	1	0	0						
7 Pedro Feliz, R OBP: 0.312, SLG: 0.385										4	1	2	1	0	1	0						
23 Paul Bako, L OBP: 0.304, SLG: 0.340										4	1	2	2	0	0	0						
38 Kyle Kendrick, R OBP: 0.333, SLG: 0.333										2	0	1	0	0	1	3						
50 Jamie Moyer, L OBP: 0.240, SLG: 0.119										1	0	0	0	0	0	0						
12 Matt Stairs, L OBP: 0.363, SLG: 0.394										1	0	0	0	0	0	0						
52 Tyler Walker, R										0	0	0	0	0	0	0						
Inning Stats	R: 0 E: 1 K: 0 S: 7	H: 0 LOB: 0 BB: 0 P: 10	R: 2 E: 0 K: 0 S: 17	H: 3 LOB: 1 BB: 0 P: 26	R: 2 E: 1 K: 1 S: 19	H: 3 LOB: 3 BB: 1 P: 32	R: 0 E: 0 K: 0 S: 5	H: 0 LOB: 0 BB: 0 P: 7	R: 1 E: 0 K: 1 S: 10	H: 1 LOB: 0 BB: 0 P: 15	R: 0 E: 0 K: 0 S: 8	H: 0 LOB: 0 BB: 0 P: 12	R: 0 E: 0 K: 1 S: 12	H: 1 LOB: 1 BB: 0 P: 22	R: 0 E: 0 K: 0 S: 5	H: 0 LOB: 0 BB: 0 P: 9	R: 0 E: 0 K: 2 S: 12	H: 0 LOB: 0 BB: 0 P: 18	1B: 6 2B: 0 3B: 0 HR: 2	SF: 1 SAC: 0 DP: 0 HBP: 0	WP: 1 PB: 0 SB: 0 CS: 0	PA: 38
PITCHER	IP WLS BF H R ER SO BB IBB HBP BLK WP HR S P ERA WHIP																					
41 Braden Loper, R ERA: 5.1	6.0 28 7 5 3 2 1 0 0 0 0 2 66 102 4.50 1.333																					
12 Carlos Villanueva, R ERA: 5.26	1.0 4 1 0 0 1 0 0 0 0 0 1 0 12 22 0.00 1.000																					
60 Todd Coffey, R ERA: 2.94	1.0 3 0 0 0 0 0 0 0 0 0 0 0 5 9 0.00 0.000																					
51 Trevor Hoffman, R ERA: 1.76	1.0 W 3 0 0 0 2 0 0 0 0 0 0 0 12 18 0.00 0.000																					

Batter	1	2	3	4	5	6	7	8	9	AB	R	H	RBI	BB	SO	LOB	BOTTOM					
3 Felipe Lopez, S OBP: 0.382, SLG: 0.431	G4-3		E7 30 1B 8 1B	G3					F8	5	2	1	0	0	1	Philadelphia Phillies @ Milwaukee Brewers Miller Park, Milwaukee, WI Sat Sep 26 2009, 6:05 PM CDT Att: 40,141 - Partly Cloudy - 69 F						
30 Craig Counsell, L OBP: 0.355, SLG: 0.410										5	2	3	2	0	2		1					
8 Ryan Braun, R OBP: 0.382, SLG: 0.540										5	1	3	3	0	1		1					
28 Prince Fielder, L OBP: 0.406, SLG: 0.596		G4-3	SF9							3	0	0	1	0	2		1					
22 Jody Gerut, L OBP: 0.283, SLG: 0.390										3	0	0	0	1	0		2					
1 Corey Hart, R OBP: 0.330, SLG: 0.417										4	0	1	0	0	0		4					
7 J.J. Hardy, R OBP: 0.302, SLG: 0.356										3	1	1	0	1	1		1					
18 Jason Kendall, R OBP: 0.331, SLG: 0.296										3	0	1	0	0	0		0					
41 Braden Loper, R ERA: 5.1										1	0	0	0	0	1		3					
16 Jason Bourgeois, R ERA: 4.99										0	1	0	0	0	0		0					
12 Carlos Villanueva, R ERA: 5.26										0	0	0	0	0	0	0						
60 Todd Coffey, R ERA: 2.94										0	0	0	0	0	0	0						
25 Mike Cameron, R OBP: 0.341, SLG: 0.443										1	0	0	0	0	0	0						
51 Trevor Hoffman, R ERA: 1.76										0	0	0	0	0	0	0						
Inning Stats	R: 0 E: 0 K: 2 S: 10	H: 0 LOB: 0 BB: 0 P: 14	R: 0 E: 0 K: 1 S: 13	H: 2 LOB: 3 BB: 1 P: 20	R: 2 E: 2 K: 0 S: 16	H: 3 LOB: 1 BB: 0 P: 22	R: 1 E: 0 K: 1 S: 13	H: 0 LOB: 1 BB: 1 P: 21	R: 0 E: 0 K: 1 S: 7	H: 1 LOB: 1 BB: 0 P: 8	R: 2 E: 0 K: 1 S: 12	H: 2 LOB: 1 BB: 1 P: 21	R: 0 E: 0 K: 1 S: 10	H: 1 LOB: 1 BB: 0 P: 16	R: 0 E: 0 K: 0 S: 8	H: 0 LOB: 0 BB: 0 P: 13	R: 2 E: 0 K: 0 S: 7	H: 2 LOB: 0 BB: 0 P: 10	1B: 9 2B: 1 3B: 0 HR: 1	SF: 1 SAC: 1 DP: 1 HBP: 1	WP: 0 PB: 1 SB: 0 CS: 0	PA: 39
PITCHER	IP WLS BF H R ER SO BB IBB HBP BLK WP HR S P ERA WHIP																					
38 Kyle Kendrick, R ERA: 3.05	4.0 21 6 3 2 2 1 0 0 0 0 0 54 79 4.50 2.000																					
50 Jamie Moyer, L ERA: 4.99	4.0 16 3 2 2 3 1 0 0 0 0 0 35 56 4.50 1.000																					
52 Tyler Walker, R ERA: 2.78	0.0 L 2 2 2 2 0 0 0 0 0 0 1 7 10 ∞ ∞																					

Batter	1	2	3	4	5	6	7	8	9	AB	R	H	RBI	BB	SO	LOB	TOP					
11 Jimmy Rollins, S OBP: 0.292, SLG: 0.419																						
8 Shane Victorino, S OBP: 0.360, SLG: 0.442																						
26 Chase Utley, L OBP: 0.405, SLG: 0.522																						
6 Ryan Howard, L OBP: 0.355, SLG: 0.569																						
28 Jayson Werth, R OBP: 0.370, SLG: 0.504																						
29 Raul Ibanez, L OBP: 0.350, SLG: 0.560																						
46 Ryan Madson, L																						
7 Pedro Feliz, R OBP: 0.311, SLG: 0.384																						
23 Paul Bako, L OBP: 0.308, SLG: 0.352																						
56 Joe Blanton, R ERA: 6.38																						
55 Clay Condrey, R ERA: 3.12																						
53 Sergio Escalona, L ERA: 4.5																						
37 Chad Durbin, R ERA: 4.59																						
10 Ben Francisco, R ERA: 3.27																						
Inning Stats	R: 2 E: 0 K: 1 S: 12	H: 3 LOB: 0 BB: 0 P: 18	R: 2 E: 0 K: 2 S: 14	H: 3 LOB: 2 BB: 0 P: 22	R: 0 E: 0 K: 0 S: 7	H: 0 LOB: 0 BB: 0 P: 10	R: 0 E: 0 K: 1 S: 11	H: 2 LOB: 3 BB: 1 P: 22	R: 2 E: 0 K: 1 S: 17	H: 3 LOB: 3 BB: 2 P: 34	R: 0 E: 1 K: 0 S: 18	H: 1 LOB: 1 BB: 0 P: 6	R: 0 E: 0 K: 1 S: 9	H: 1 LOB: 1 BB: 1 P: 18	R: 0 E: 0 K: 1 S: 15	H: 1 LOB: 1 BB: 0 P: 25	1B: 7 2B: 5 3B: 1 HR: 1	SF: 0 SAC: 0 DP: 1 HBP: 1	WP: 1 PB: 1 SB: 1 CS: 0	PA: 48		
PITCHER	IP WLS BF H R ER SO BB IBB HBP BLK WP HR S P ERA WHIP	IP WLS BF H R ER SO BB IBB HBP BLK WP HR S P ERA WHIP	IP WLS BF H R ER SO BB IBB HBP BLK WP HR S P ERA WHIP	IP WLS BF H R ER SO BB IBB HBP BLK WP HR S P ERA WHIP	IP WLS BF H R ER SO BB IBB HBP BLK WP HR S P ERA WHIP	IP WLS BF H R ER SO BB IBB HBP BLK WP HR S P ERA WHIP	IP WLS BF H R ER SO BB IBB HBP BLK WP HR S P ERA WHIP	IP WLS BF H R ER SO BB IBB HBP BLK WP HR S P ERA WHIP	IP WLS BF H R ER SO BB IBB HBP BLK WP HR S P ERA WHIP	IP WLS BF H R ER SO BB IBB HBP BLK WP HR S P ERA WHIP	IP WLS BF H R ER SO BB IBB HBP BLK WP HR S P ERA WHIP	IP WLS BF H R ER SO BB IBB HBP BLK WP HR S P ERA WHIP	IP WLS BF H R ER SO BB IBB HBP BLK WP HR S P ERA WHIP	IP WLS BF H R ER SO BB IBB HBP BLK WP HR S P ERA WHIP	IP WLS BF H R ER SO BB IBB HBP BLK WP HR S P ERA WHIP	IP WLS BF H R ER SO BB IBB HBP BLK WP HR S P ERA WHIP	IP WLS BF H R ER SO BB IBB HBP BLK WP HR S P ERA WHIP	IP WLS BF H R ER SO BB IBB HBP BLK WP HR S P ERA WHIP	IP WLS BF H R ER SO BB IBB HBP BLK WP HR S P ERA WHIP	IP WLS BF H R ER SO BB IBB HBP BLK WP HR S P ERA WHIP	IP WLS BF H R ER SO BB IBB HBP BLK WP HR S P ERA WHIP	
30 Craig Counsell, L OBP: 0.351, SLG: 0.405																						
1 Corey Hart, R OBP: 0.335, SLG: 0.419																						
8 Ryan Braun, R OBP: 0.383, SLG: 0.540																						
28 Prince Fielder, L OBP: 0.406, SLG: 0.596																						
14 Casey McGehee, R OBP: 0.344, SLG: 0.500																						
52 Chris Smith, R ERA: 3.07																						
20 David Weathers, R ERA: 3.71																						
3 Felipe Lopez, S OBP: 0.291, SLG: 0.431																						
25 Mike Cameron, R OBP: 0.342, SLG: 0.451																						
21 Alcides Escobar, R OBP: 0.324, SLG: 0.379																						
11 Mike Rivera, R OBP: 0.328, SLG: 0.345																						
31 Dave Bush, R OBP: 0.211, SLG: 0.118																						
62 Josh Butler, R ERA: 3.12																						
24 Mat Gamel, L OBP: 0.331, SLG: 0.415																						
Inning Stats	R: 0 E: 0 K: 0 S: 9	H: 1 LOB: 2 BB: 1 P: 17	R: 1 E: 0 K: 1 S: 10	H: 1 LOB: 0 BB: 0 P: 14	R: 0 E: 0 K: 1 S: 17	H: 2 LOB: 2 BB: 0 P: 25	R: 0 E: 0 K: 1 S: 12	H: 0 LOB: 2 BB: 2 P: 24	R: 0 E: 0 K: 1 S: 11	H: 1 LOB: 1 BB: 0 P: 15	R: 4 E: 0 K: 0 S: 21	H: 3 LOB: 1 BB: 1 P: 36	R: 0 E: 0 K: 1 S: 9	H: 1 LOB: 0 BB: 0 P: 14	R: 0 E: 0 K: 0 S: 5	H: 0 LOB: 0 BB: 1 P: 9	R: 0 E: 0 K: 1 S: 9	H: 1 LOB: 1 BB: 0 P: 14	1B: 6 2B: 2 3B: 0 HR: 2	SF: 0 SAC: 0 DP: 0 HBP: 1	WP: 0 PB: 0 SB: 2 CS: 1	PA: 43
PITCHER	IP WLS BF H R ER SO BB IBB HBP BLK WP HR S P ERA WHIP	IP WLS BF H R ER SO BB IBB HBP BLK WP HR S P ERA WHIP	IP WLS BF H R ER SO BB IBB HBP BLK WP HR S P ERA WHIP	IP WLS BF H R ER SO BB IBB HBP BLK WP HR S P ERA WHIP	IP WLS BF H R ER SO BB IBB HBP BLK WP HR S P ERA WHIP	IP WLS BF H R ER SO BB IBB HBP BLK WP HR S P ERA WHIP	IP WLS BF H R ER SO BB IBB HBP BLK WP HR S P ERA WHIP	IP WLS BF H R ER SO BB IBB HBP BLK WP HR S P ERA WHIP	IP WLS BF H R ER SO BB IBB HBP BLK WP HR S P ERA WHIP	IP WLS BF H R ER SO BB IBB HBP BLK WP HR S P ERA WHIP	IP WLS BF H R ER SO BB IBB HBP BLK WP HR S P ERA WHIP	IP WLS BF H R ER SO BB IBB HBP BLK WP HR S P ERA WHIP	IP WLS BF H R ER SO BB IBB HBP BLK WP HR S P ERA WHIP	IP WLS BF H R ER SO BB IBB HBP BLK WP HR S P ERA WHIP	IP WLS BF H R ER SO BB IBB HBP BLK WP HR S P ERA WHIP	IP WLS BF H R ER SO BB IBB HBP BLK WP HR S P ERA WHIP	IP WLS BF H R ER SO BB IBB HBP BLK WP HR S P ERA WHIP	IP WLS BF H R ER SO BB IBB HBP BLK WP HR S P ERA WHIP	IP WLS BF H R ER SO BB IBB HBP BLK WP HR S P ERA WHIP	IP WLS BF H R ER SO BB IBB HBP BLK WP HR S P ERA WHIP	IP WLS BF H R ER SO BB IBB HBP BLK WP HR S P ERA WHIP	IP WLS BF H R ER SO BB IBB HBP BLK WP HR S P ERA WHIP

Philadelphia Phillies @ Milwaukee Brewers
Miller Park, Milwaukee, WI
Sun Sep 27 2009, 1:05 PM CDT
Att: 37,197 - Sunny - 70 F

Philadelphia Phillies @ Milwaukee Brewers
Miller Park, Milwaukee, WI
Sun Sep 27 2009, 1:05 PM CDT
Att: 37,197 - Sunny - 70 F

AB	40
R	6
H	14
RBI	6
BB	6
SO	9
LOB	29



AB	36
R	5
H	10
RBI	5
BB	5
SO	6
LOB	17



Batter	1	2	3	4	5	6	7	8	9	AB	R	H	RBI	BB	SO	LOB	TOP					
21 Michael Bourn, L (1,8) OBP: 0.356, SLG: 0.383										5	1	1	0	0	1	1	Houston Astros @ Philadelphia Phillies Citizens Bank Park, Philadelphia, PA Thu Oct 01 2009, 7:05 PM EDT Att: 44,905 - Partly Cloudy - 54 F					
3 Kazuo Matsui, S (1,4) OBP: 0.394, SLG: 0.362									3	2	1	0	1	0	0							
10 Miguel Tejada, R (1,6) OBP: 0.342, SLG: 0.457									3	2	2	3	0	0	0							
17 Lance Berkman, S (1,3) OBP: 0.398, SLG: 0.510									4	0	2	2	0	0	0							
9 Hunter Pence, R (1,9) OBP: 0.350, SLG: 0.478									4	0	1	0	0	0	3							
8 Jeff Keppinger, R (1,5) OBP: 0.322, SLG: 0.392									4	0	1	0	0	0	2							
4 Jason Michaels, R (1,7) OBP: 0.322, SLG: 0.430									4	0	2	0	0	2	0							
55 Humberto Quintero, R (1,2) OBP: 0.288, SLG: 0.382									3	0	0	0	0	2	1							
52 Felipe Paulino, R (1,1) 8 Aaron Boone, R (6,PH) 47 Jeff Fulchino, R (6,PH) 53 Wesley Wright, L (7,1) 22 LaTroy Hawkins, R (8,1) 41 Chris Coste, R (8,PH) 47 Jose Valverde, R (9,1)									2	0	0	0	0	2	1							
Inning Stats	R: 2 E: 1 K: 0 S: 15	H: 2 LOB: 1 BB: 0 P: 21	R: 0 E: 0 K: 2 S: 11	H: 1 LOB: 1 BB: 0 P: 14	R: 0 E: 0 K: 0 S: 5	H: 0 LOB: 0 BB: 0 P: 5	R: 0 E: 0 K: 1 S: 9	H: 1 LOB: 0 BB: 0 P: 13	R: 0 E: 0 K: 3 S: 9	H: 3 LOB: 0 BB: 0 P: 11	R: 2 E: 0 K: 0 S: 17	H: 3 LOB: 3 BB: 1 P: 28	R: 1 E: 0 K: 0 S: 13	H: 3 LOB: 1 BB: 0 P: 18	R: 0 E: 0 K: 1 S: 6	H: 0 LOB: 0 BB: 0 P: 8		R: 0 E: 0 K: 0 S: 5	H: 0 LOB: 0 BB: 0 P: 7	1B: 7 2B: 2 3B: 0 HR: 1	SF: 0 SAC: 1 DP: 2 HBP: 1	WP: 0 PB: 1 SB: 0 CS: 0
PITCHER	IP ERA WLS BF	WLS BF	H R ER SO	H R ER SO	BB IBB HBP BLK	BB IBB HBP BLK	WP HR S P	ERA WHIP	PITCHER	IP ERA WLS BF	WLS BF	H R ER SO	H R ER SO	BB IBB HBP BLK	BB IBB HBP BLK	WP HR S P	ERA WHIP					
34 Cliff Lee, L (1,1) ERA: 3.22	5.2 L 25	7 4 3 6	1 0 0 0	0 0 0 0	0 0 0 0	0 0 0 0	0 1 64 89	4.76 1.412	55 Clay Condrey, R (6,1) ERA: 3.07	0.1 2 0 0	0 0 0 0	0 0 0 0	0 0 0 0	0 0 1 0	0 0 0 0	0 0 2 3	0.00 0.000					
39 Brett Myers, R (7,1) ERA: 4.8	1.0 5 3 1	1 1 0 0	0 0 0 0	0 0 0 0	0 0 0 0	0 0 0 0	0 0 13 18	9.00 3.000	52 Tyler Walker, R (8,1) ERA: 3.24	1.0 3 0 0	0 0 0 1	0 0 0 0	0 0 0 0	0 0 0 0	0 0 6 8	0.00 0.000						
53 Sergio Escalona, L (9,1) ERA: 4.09	1.0 3 0 0	0 0 0 0	0 0 0 0	0 0 0 0	0 0 0 0	0 0 0 0	0 0 5 7	0.00 0.000														

Batter	1	2	3	4	5	6	7	8	9	AB	R	H	RBI	BB	SO	LOB	BOTTOM					
10 Ben Francisco, R (1,8) OBP: 0.332, SLG: 0.451										4	1	3	0	1	0	2	Houston Astros @ Philadelphia Phillies Citizens Bank Park, Philadelphia, PA Thu Oct 01 2009, 7:05 PM EDT Att: 44,905 - Partly Cloudy - 54 F					
4 Eric Bruntlett, R (1,4) OBP: 0.214, SLG: 0.228										5	0	0	0	0	3	7						
11 Jimmy Rollins, S (1,6) 52 Tyler Walker, R (8,1) 53 Sergio Escalona, L (9,1)										4	0	1	0	0	0	2						
12 Matt Stairs, L (9,PH)										0	0	0	0	0	0	0						
6 Ryan Howard, L (1,3) OBP: 0.358, SLG: 0.563										3	0	1	0	2	0	2						
29 Raul Ibanez, L (1,7) OBP: 0.348, SLG: 0.556										5	0	1	1	0	1	4						
28 Jayson Werth, R (1,9) OBP: 0.374, SLG: 0.506										5	1	2	0	0	0	4						
7 Pedro Feliz, R (1,5) OBP: 0.311, SLG: 0.390										5	0	2	2	0	1	1						
23 Paul Bako, L (1,2) OBP: 0.315, SLG: 0.345										3	0	1	0	1	1	1						
33 Andy Tracy, L (9,PH) OBP: 0.500, SLG: 0.500										1	0	1	0	0	0	0						
8 Shane Victorino, S (9,FR) OBP: 0.360, SLG: 0.448										0	0	0	0	0	0	0						
34 Cliff Lee, L (1,1) OBP: 0.205, SLG: 0.237										2	0	0	0	0	1	2						
55 Clay Condrey, R (6,1)										0	0	0	0	0	0	0						
19 Greg Dobbs, L (6,PH) OBP: 0.306, SLG: 0.400										1	0	0	0	0	1	1						
39 Brett Myers, R (7,1) OBP: 0.263, SLG: 0.278										0	0	0	0	0	0	0						
9 Miguel Cairo, R (8,6) OBP: 0.297, SLG: 0.294										2	0	1	0	0	2							
Inning Stats	R: 0 E: 0 K: 0 S: 10	H: 1 LOB: 1 BB: 0 P: 19	R: 0 E: 0 K: 2 S: 15	H: 1 LOB: 2 BB: 1 P: 28	R: 0 E: 0 K: 2 S: 12	H: 1 LOB: 1 BB: 1 P: 23	R: 0 E: 0 K: 0 S: 9	H: 0 LOB: 0 BB: 0 P: 11	R: 1 E: 0 K: 1 S: 18	H: 3 LOB: 3 BB: 1 P: 29	R: 0 E: 0 K: 1 S: 11	H: 1 LOB: 2 BB: 1 P: 20	R: 0 E: 0 K: 0 S: 14	H: 1 LOB: 1 BB: 0 P: 26	R: 0 E: 0 K: 2 S: 13	H: 2 LOB: 2 BB: 0 P: 21	R: 2 E: 0 K: 0 S: 12	H: 3 LOB: 2 BB: 1 P: 20	1B: 10 2B: 3 3B: 0 HR: 0	SF: 0 SAC: 0 DP: 0 HBP: 0	WP: 0 PB: 0 SB: 1 CS: 0	PA: 45
PITCHER	IP ERA WLS BF	WLS BF	H R ER SO	H R ER SO	BB IBB HBP BLK	BB IBB HBP BLK	WP HR S P	ERA WHIP	PITCHER	IP ERA WLS BF	WLS BF	H R ER SO	H R ER SO	BB IBB HBP BLK	BB IBB HBP BLK	WP HR S P	ERA WHIP					
52 Felipe Paulino, R (1,1) ERA: 6.27	5.0 H 5	1 0 0 1	1 0 0 0	1 0 0 0	0 0 0 0	0 0 0 0	0 0 11 20	0.00 2.000	47 Jeff Fulchino, R (6,1) ERA: 3.33	1.0 4 1 0	0 0 0 0	0 0 0 0	0 0 0 0	0 0 0 0	0 0 14 26	0.00 1.000						
53 Wesley Wright, L (7,1) ERA: 5.74	1.0 5 2 0	0 0 0 2	0 0 0 0	0 0 0 0	0 0 0 0	0 0 0 0	0 0 13 21	0.00 2.000	22 LaTroy Hawkins, R (8,1) ERA: 2.1	1.0 5 2 0	0 0 0 2	0 0 0 0	0 0 0 0	0 0 13 21	0.00 2.000							
47 Jose Valverde, R (9,1) ERA: 2.33	1.0 7 3 2	2 2 0 0	1 0 0 0	0 0 0 0	0 0 0 0	0 0 0 0	0 0 12 20	18.00 4.000														

Batter	1	2	3	4	5	6	7	8	9	AB	R	H	RBI	BB	SO	LOB	TOP				
8 Chris Coghlan, L (1.7) OBP: 0.397, SLG: 0.455										4	2	1	1	1	0	1					
24 Cameron Maybin, R (1.8) OBP: 0.328, SLG: 0.419										5	3	4	1	0	0	0					
20 Nick Johnson, L (1.3) 37 Rencyel Pinto, L (8.1) 40 Kiko Calero, R (9.1)										3	0	2	0	1	0	2					
3 Jorge Cantu, R (1.5) OBP: 0.345, SLG: 0.441										3	0	1	3	1	0	3					
21 John Baker, L (1.2) OBP: 0.350, SLG: 0.411											5	0	1	1	0	1	4				
6 Dan Uggla, R (1.4) OBP: 0.353, SLG: 0.460											5	0	2	1	0	0	3				
25 Brett Carroll, R (1.9) OBP: 0.324, SLG: 0.409											5	0	0	0	0	1	4				
1 Emilio Bonifacio, S (1.6) OBP: 0.304, SLG: 0.310 13 Andy González, R (9.6) OBP: 0.083, SLG: 0.250											5	1	2	0	0	0	3				
56 Rick Van Den Hurk, R (1.1) 44 Brian Sanches, R (7.1) 18 Wes Helms, R (8.5) OBP: 0.317, SLG: 0.369											3	0	0	0	0	3	3				
Inning Stats	R: 2 H: 2 E: 0 K: 0 S: 16	H: 2 LOB: 1 BB: 1 P: 26	R: 2 H: 3 E: 0 K: 1 S: 15	H: 3 LOB: 2 BB: 1 P: 25	R: 0 H: 2 E: 0 K: 1 S: 11	H: 2 LOB: 0 BB: 0 P: 17	R: 0 H: 1 E: 0 K: 0 S: 8	H: 1 LOB: 1 BB: 0 P: 13	R: 0 H: 0 E: 0 K: 1 S: 8	H: 0 LOB: 0 BB: 0 P: 13	R: 0 H: 0 E: 0 K: 1 S: 8	H: 0 LOB: 0 BB: 0 P: 11	R: 1 H: 3 E: 0 K: 2 S: 16	H: 3 LOB: 3 BB: 1 P: 25	R: 2 H: 3 E: 0 K: 0 S: 11	H: 3 LOB: 2 BB: 0 P: 21	R: 0 H: 0 E: 0 K: 1 S: 8	H: 0 LOB: 0 BB: 0 P: 13	1B: 11 SF: 1 2B: 3 3B: 0 HR: 0	SF: 1 SAC: 0 DP: 0 HBP: 1	WP: 0 PA: 45 PB: 0 SB: 0 CS: 0
PITCHER	IP	WLS	BF	H	R	ER	SO	BB	IBB	HBP	BLK	WP	HR	S	P	ERA	WHIP				
56 Joe Blanton, R (1.1) ERA: 4.05	6.0	L	29	9	5	5	3	2	0	0	0	0	0	67	106	7.50	1.833				
47 Scott Eyre, L (7.1) ERA: 1.55	0.1		3	1	0	0	1	1	0	0	0	0	0	8	16	0.00	6.000				
55 Clay Condrey, R (7.1) ERA: 3.02	0.2		3	1	0	0	1	0	0	0	0	0	0	7	8	0.00	1.500				
53 Sergio Escalona, L (8.1) ERA: 5.25	1.0		7	3	2	2	0	0	0	1	0	0	0	11	21	18.00	3.000				
37 Chad Durbin, R (9.1) ERA: 4.46	1.0		3	0	0	0	1	0	0	0	0	0	0	8	13	0.00	0.000				

Florida Marlins @ Philadelphia Phillies
Citizens Bank Park, Philadelphia, PA
Fri Oct 02 2009, 7:05 PM EDT
Att. 45,135 - Overcast - 65 F

AB 40
R 7
H 14
RBI 7
BB 3
SO 6
LOB 23



Batter	1	2	3	4	5	6	7	8	9	AB	R	H	RBI	BB	SO	LOB	BOTTOM				
8 Shane Victorino, S (1.8) OBP: 0.359, SLG: 0.447										4	0	1	0	0	0	1					
9 Miguel Cairo, R (1.6) OBP: 0.256, SLG: 0.289										4	1	1	0	0	1	2					
26 Chase Utley, L (1.4) OBP: 0.399, SLG: 0.510										4	0	0	0	0	0	1					
6 Ryan Howard, L (1.3) OBP: 0.361, SLG: 0.569										4	1	3	2	0	0	0					
28 Jayson Werth, R (1.9) OBP: 0.372, SLG: 0.503										4	0	0	0	0	1	2					
10 Ben Francisco, R (1.7) OBP: 0.329, SLG: 0.446										4	0	0	0	0	0	1					
19 Greg Dobbs, L (1.5) OBP: 0.299, SLG: 0.389										4	0	0	0	0	1	0					
Carlos Ruiz, R (1.2) OBP: 0.353, SLG: 0.426										3	0	1	0	1	1	0					
56 Joe Blanton, R (1.1) 44 Brian Sanches, R (7.1) 37 Rencyel Pinto, L (8.1) 40 Kiko Calero, R (9.1) OBP: 0.317, SLG: 0.369										1	0	0	0	0	0	1					
Inning Stats	R: 2 H: 2 E: 0 K: 1 S: 15	H: 1 LOB: 0 BB: 0 P: 12	R: 0 H: 0 E: 0 K: 0 S: 8	H: 0 LOB: 0 BB: 0 P: 10	R: 0 H: 0 E: 0 K: 1 S: 16	H: 1 LOB: 1 BB: 1 P: 23	R: 0 H: 1 E: 0 K: 0 S: 11	H: 1 LOB: 1 BB: 0 P: 15	R: 0 H: 1 E: 0 K: 0 S: 9	H: 1 LOB: 1 BB: 0 P: 12	R: 0 H: 0 E: 0 K: 1 S: 9	H: 0 LOB: 0 BB: 0 P: 16	1B: 5 SF: 0 2B: 1 3B: 0 HR: 1	SF: 0 SAC: 1 DP: 0 HBP: 0	WP: 0 PA: 35 PB: 0 SB: 0 CS: 0						
PITCHER	IP	WLS	BF	H	R	ER	SO	BB	IBB	HBP	BLK	WP	HR	S	P	ERA	WHIP				
56 Rick Van Den Hurk, R (1.1) ERA: 4.3	6.0	W	24	5	2	2	2	1	0	0	0	0	0	62	97	3.00	1.000				
44 Brian Sanches, R (7.1) ERA: 2.41	1.0	H	4	1	0	0	1	0	0	0	0	0	0	11	15	0.00	1.000				
37 Rencyel Pinto, L (8.1) ERA: 3.28	1.0		4	1	0	0	0	0	0	0	0	0	0	9	12	0.00	1.000				
40 Kiko Calero, R (9.1) ERA: 1.83	1.0		3	0	0	0	1	0	0	0	0	0	0	9	16	0.00	0.000				

Florida Marlins @ Philadelphia Phillies
Citizens Bank Park, Philadelphia, PA
Fri Oct 02 2009, 7:05 PM EDT
Att. 45,135 - Overcast - 65 F

AB 33
R 2
H 7
RBI 2
BB 1
SO 4
LOB 8



Batter	1	2	3	4	5	6	7	8	9	AB	R	H	RBI	BB	SO	LOB	TOP					
24 Dexter Fowler, S (1.8)										4	0	0	0	0	0	0	Colorado Rockies @ Philadelphia Phillies Citizens Bank Park, Philadelphia, PA Wed Oct 07 2009, 2:37 PM EDT Att: 46,452 - Partly Cloudy - 70 F livebaseballscorecards.com					
5 Carlos González, L (1.7)										4	1	2	0	0	0	0						
17 Todd Helton, L (1.3)										4	0	0	0	0	0	2						
2 Troy Tulowitzki, R (1.6)										4	0	2	1	0	0	0						
27 Garrett Atkins, R (1.5)										4	0	1	0	0	2	3						
8 Yovani Torresalba, R (1.2)										3	0	1	0	0	0	1						
11 Brad Hawpe, L (1.9)										3	0	0	0	0	1	1						
12 Clint Barnes, R (1.4)										3	0	0	0	0	0	1						
38 Ubaldo Jiménez, R (6.1)										2	0	0	0	0	0	2						
97 Joe Beimel, L (6.1)										0	0	0	0	0	0	0						
31 Matt Daley, R (6.1)										0	0	0	0	0	0	0						
56 Franklin Morales, L (7.1)										0	0	0	0	0	0	0						
19 Ryan Spilborghs, R (8.1)										1	0	0	0	0	0	0						
21 Jason Marquis, L (8.1)										0	0	0	0	0	0	0						
Inning Stats	R: 0 E: 0 K: 0 S: 11	H: 2 LOB: 2 BB: 0 P: 17	R: 0 E: 0 K: 0 S: 6	H: 1 LOB: 0 BB: 0 P: 8	R: 0 E: 0 K: 1 S: 10	H: 0 LOB: 0 BB: 0 P: 14	R: 0 E: 0 K: 1 S: 6	H: 0 LOB: 0 BB: 0 P: 9	R: 0 E: 0 K: 1 S: 8	H: 0 LOB: 0 BB: 0 P: 10	R: 0 E: 0 K: 1 S: 9	H: 0 LOB: 0 BB: 0 P: 11	R: 0 E: 0 K: 0 S: 8	H: 1 LOB: 1 BB: 0 P: 16	R: 0 E: 0 K: 0 S: 8	H: 0 LOB: 0 BB: 0 P: 11	R: 1 E: 0 K: 1 S: 13	H: 2 LOB: 1 BB: 0 P: 17	1B: 3 2B: 4 3B: 0 HR: 0	SF: 0 SAC: 0 DP: 1 HBP: 0	WP: 1 PB: 0 SB: 0 CS: 0	PA: 32
PITCHER	IP WLS BF H R ER SO BB IBB HBP BLK WP HR S P ERA WHIP																					
34 Cliff Lee, L (1.1)	9.0 W 32 6 1 1 5 0 0 0 0 1 0 79 113 1.00 0.667																					

Batter	1	2	3	4	5	6	7	8	9	AB	R	H	RBI	BB	SO	LOB	BOTTOM			
11 Jimmy Rollins, S (1.6)										4	0	1	0	0	1	3	Colorado Rockies @ Philadelphia Phillies Citizens Bank Park, Philadelphia, PA Wed Oct 07 2009, 2:37 PM EDT Att: 46,452 - Partly Cloudy - 70 F livebaseballscorecards.com			
8 Shane Victorino, S (1.8)										4	0	1	0	0	0	2				
26 Chase Utley, L (1.4)										4	1	1	0	0	2	1				
6 Ryan Howard, L (1.3)										4	1	2	1	0	1	1				
28 Jayson Werth, R (1.9)										3	2	2	1	1	0	0				
29 Raul Ibanez, L (1.7)										4	1	2	2	0	0	1				
7 Pedro Feliz, R (1.5)										4	0	1	0	0	0	2				
Carlos Ruiz, R (1.2)										3	0	1	1	1	0	1				
34 Cliff Lee, L (1.1)										2	0	1	0	0	0	1				
Inning Stats	R: 0 E: 0 K: 1 S: 6	H: 0 LOB: 0 BB: 0 P: 10	R: 0 E: 0 K: 1 S: 8	H: 1 LOB: 0 BB: 0 P: 10	R: 0 E: 0 K: 1 S: 8	H: 1 LOB: 1 BB: 0 P: 12	R: 0 E: 0 K: 1 S: 10	H: 1 LOB: 0 BB: 0 P: 14	R: 2 E: 1 K: 0 S: 18	H: 3 LOB: 2 BB: 1 P: 35	R: 3 E: 0 K: 0 S: 15	H: 4 LOB: 2 BB: 1 P: 27	R: 0 E: 0 K: 0 S: 8	H: 1 LOB: 0 BB: 0 P: 12	R: 0 E: 0 K: 0 S: 11	H: 1 LOB: 1 BB: 0 P: 16		1B: 8 2B: 4 3B: 1 HR: 0	SF: 0 SAC: 1 DP: 2 HBP: 0	WP: 1 PB: 0 SB: 3 CS: 1
PITCHER	IP WLS BF H R ER SO BB IBB HBP BLK WP HR S P ERA WHIP																			
38 Ubaldo Jiménez, R (1.1)	5.0 L 23 1 0 0 0 1 0 0 0 0 0 0 1 2 9.00 2.000																			
97 Joe Beimel, L (6.1)	0.0 0 1 1 0 0 0 0 0 0 0 0 0 1 2 0.00 2.000																			
31 Matt Daley, R (6.1)	1.0 2 1 0 0 0 0 1 0 0 0 1 0 10 16 0.00 2.000																			
56 Franklin Morales, L (7.1)	1.0 5 0 0 0 0 0 0 0 0 0 0 0 6 10 0.00 0.000																			
21 Jason Marquis, R (8.1)	1.0 4 1 0 0 0 0 0 0 0 0 0 0 11 16 0.00 1.000																			

Batter	1	2	3	4	5	6	7	8	9	AB	R	H	RBI	BB	SO	LOB	TOP								
5 Carlos González, L OBP: 0.596, SLG: 0.667										5	1	3	0	0	1	3	Colorado Rockies @ Philadelphia Phillies Citizens Bank Park, Philadelphia, PA Thu Oct 08 2009, 2:37 PM EDT Att: 46,528 - Sunny - 65 F								
24 Dexter Fowler, S										2	0	0	2	0	2	1									
17 Todd Helton, L OBP: 0.111, SLG: 0.111										5	1	1	1	1	0	1									
2 Troy Tulowitzki, R OBP: 0.375, SLG: 0.429										3	0	0	0	0	0	2									
27 Garrett Atkins, R OBP: 0.167, SLG: 0.333										2	0	0	0	0	1	1									
9 Ian Stewart, L										1	0	0	0	1	1	0									
8 Yovani Torresalva, R OBP: 0.500, SLG: 1.167										3	1	2	2	0	0	0									
19 Ryan Spilborghs, R OBP: 0.400, SLG: 0.500										3	1	1	0	1	1	1									
12 Clint Barmes, R										3	0	0	0	0	1	4									
28 Aaron Cook, R OBP: 0.200, SLG: 0.200										2	1	1	0	0	1	0									
54 Jose Contreras, R										0	0	0	0	0	0	0									
7 Seth Smith, L OBP: 0.100, SLG: 0.100										1	0	0	0	0	0	0									
34 Matt Belisle, R										0	0	0	0	0	0	0									
23 Jason Giambi, L										1	0	0	0	0	0	0									
63 Rafael Betancourt, R										0	0	0	0	0	0	0									
56 Franklin Morales, L										0	0	0	0	0	0	0									
16 Huston Street, R										0	0	0	0	0	0	0									
Inning Stats	R: 1 E: 0 K: 0 S: 11	H: 1 LOB: 0 BB: 0 P: 16	R: 0 E: 0 K: 2 S: 10	H: 1 LOB: 1 BB: 0 P: 13	R: 0 E: 0 K: 2 S: 11	H: 1 LOB: 0 BB: 0 P: 13	R: 2 E: 0 K: 1 S: 19	H: 2 LOB: 0 BB: 0 P: 24	R: 1 E: 0 K: 0 S: 12	H: 2 LOB: 1 BB: 0 P: 17	R: 0 E: 0 K: 1 S: 10	H: 0 LOB: 0 BB: 0 P: 15	R: 1 E: 0 K: 1 S: 14	H: 2 LOB: 2 BB: 0 P: 18	R: 0 E: 0 K: 1 S: 11	H: 0 LOB: 3 BB: 0 P: 21	R: 0 E: 0 K: 2 S: 7	H: 0 LOB: 0 BB: 0 P: 7	1B: 6 2B: 2 3B: 0 HR: 1	SF: 2 SAC: 3 DP: 1 HBP: 1	WP: 0 PB: 0 SB: 1 CS: 1	PA: 40			
PITCHER	IP: 5.0 WLS: L BF: 21 ERA: 7.2	H: 7 R: 4 ER: 4 SO: 5	BB: 0 IBB: 0 HBP: 0 BLK: 0	WP: 0 HR: 1 S: 63 P: 83	ERA: 7.20 WHIP: 1.400	IP: 0.1 WLS: L BF: 1 ERA: 0.00	H: 0 R: 0 ER: 0 SO: 1	BB: 0 IBB: 0 HBP: 0 BLK: 0	WP: 0 HR: 0 S: 13 P: 19	ERA: 9.00 WHIP: 1.000	IP: 1.0 WLS: L BF: 3 ERA: 0.00	H: 0 R: 0 ER: 0 SO: 2	BB: 0 IBB: 0 HBP: 0 BLK: 0	WP: 0 HR: 0 S: 4 P: 7	ERA: 0.00 WHIP: 0.000	IP: 0.2 WLS: L BF: 5 ERA: 0.00	H: 0 R: 0 ER: 0 SO: 0	BB: 1 IBB: 1 HBP: 1 BLK: 0	WP: 0 HR: 0 S: 8 P: 17	ERA: 0.00 WHIP: 1.500	IP: 0.1 WLS: L BF: 1 ERA: 0.00	H: 0 R: 0 ER: 0 SO: 1	BB: 0 IBB: 0 HBP: 0 BLK: 0	WP: 0 HR: 0 S: 3 P: 4	ERA: 0.00 WHIP: 0.000

Batter	1	2	3	4	5	6	7	8	9	AB	R	H	RBI	BB	SO	LOB	BOTTOM					
11 Jimmy Rollins, S OBP: 0.222, SLG: 0.222										5	0	1	0	0	1	2	Colorado Rockies @ Philadelphia Phillies Citizens Bank Park, Philadelphia, PA Thu Oct 08 2009, 2:37 PM EDT Att: 46,528 - Sunny - 65 F					
8 Shane Victorino, S OBP: 0.444, SLG: 0.556										5	1	3	0	0	0	2						
26 Chase Utley, L OBP: 0.250, SLG: 0.250										4	1	1	0	0	1	2						
6 Ryan Howard, L OBP: 0.500, SLG: 0.750										4	1	2	1	0	1	1						
28 Jayson Werth, R OBP: 0.500, SLG: 1.143										4	1	1	1	0	1	3						
29 Raul Ibanez, L OBP: 0.500, SLG: 0.625										4	0	2	2	0	0	0						
7 Pedro Feliz, R OBP: 0.200, SLG: 0.200										3	0	1	0	0	1	1						
39 Brett Myers, R										0	0	0	0	0	0	0						
58 Antonio Bastardo, R										0	0	0	0	0	0	0						
46 Ryan Madson, L										1	0	0	0	0	0	0						
10 Ben Francisco, R										0	0	0	0	0	0	0						
Carlos Ruiz, R OBP: 0.429, SLG: 0.200										2	0	0	0	1	1	3						
12 Matt Stairs, L										0	0	0	0	1	0	0						
34 Cliff Lee, L OBP: 0.500, SLG: 0.500										0	0	0	0	0	0	0						
35 Cole Hamels, L										0	0	0	0	1	0	0						
19 Greg Dobbs, L										1	0	0	0	0	0	0						
56 Joe Blanton, R										0	0	0	0	0	0	0						
43 J.A. Happ, L										2	0	0	0	0	0	0						
9 Miguel Cairo, R										0	0	0	0	0	0	0						
47 Scott Eyre, L										0	0	0	0	0	0	0						
Inning Stats	R: 0 E: 0 K: 1 S: 12	H: 1 LOB: 1 BB: 0 P: 14	R: 0 E: 0 K: 2 S: 11	H: 1 LOB: 1 BB: 0 P: 17	R: 0 E: 0 K: 1 S: 9	H: 1 LOB: 1 BB: 1 P: 14	R: 0 E: 0 K: 0 S: 6	H: 1 LOB: 0 BB: 0 P: 13	R: 0 E: 0 K: 0 S: 6	H: 0 LOB: 1 BB: 1 P: 11	R: 3 E: 1 K: 1 S: 16	H: 5 LOB: 1 BB: 0 P: 22	R: 0 E: 0 K: 1 S: 10	H: 0 LOB: 0 BB: 0 P: 14	R: 1 E: 0 K: 0 S: 11	H: 1 LOB: 0 BB: 0 P: 13	R: 0 E: 0 K: 0 S: 15	H: 1 LOB: 2 BB: 1 P: 23	1B: 9 2B: 1 3B: 0 HR: 1	SF: 0 SAC: 0 DP: 3 HBP: 0	WP: 0 PB: 0 SB: 0 CS: 0	PA: 38
PITCHER	IP: 5.0 WLS: W BF: 22 ERA: 5.4	H: 7 R: 3 ER: 3 SO: 4	BB: 2 IBB: 0 HBP: 0 BLK: 0	WP: 0 HR: 0 S: 51 P: 81	ERA: 5.40 WHIP: 1.800	IP: 1.0 WLS: S BF: 5 ERA: 0.00	H: 1 R: 0 ER: 0 SO: 0	BB: 1 IBB: 0 HBP: 0 BLK: 0	WP: 0 HR: 0 S: 15 P: 23	ERA: 0.00 WHIP: 2.000	IP: 0.1 WLS: S BF: 1 ERA: 0.00	H: 0 R: 0 ER: 0 SO: 0	BB: 0 IBB: 0 HBP: 0 BLK: 0	WP: 0 HR: 0 S: 5 P: 15	ERA: 0.00 WHIP: 0.000							

Batter	1	2	3	4	5	6	7	8	9	AB	R	H	RBI	BB	SO	LOB	TOP		
11 Jimmy Rollins, S OBP: 0.214, SLG: 0.214	F8		K		K	FC4-6			SH5-4 1B	5	1	1	0	0	2	2	Philadelphia Phillies @ Colorado Rockies Coors Field, Denver, CO Sun Oct 11 2009, 8:07 PM MDT Att: 50,109 - Clear - 35 F		
8 Shane Victorino, S OBP: 0.385, SLG: 0.417	K				F9		G6-3	SH5-4	3	1	0	0	1	1	0				
26 Chase Utley, L OBP: 0.462, SLG: 0.667	HR						F7	1B	4	2	3	1	1	0	0				
6 Ryan Howard, L OBP: 0.385, SLG: 0.583	K				P6		F8	SF8	4	0	1	2	0	1	1				
28 Jayson Werth, R OBP: 0.462, SLG: 0.800	F9								BB	3	1	0	0	2	2				
29 Raul Ibanez, L OBP: 0.538, SLG: 0.500 54 Brad Lidge, R	L1-3								G2-3	2	1	0	1	3	0				
7 Pedro Feliz, R OBP: 0.364, SLG: 0.400	K									3	0	1	0	1	1				
Carlos Ruiz, R OBP: 0.455, SLG: 0.333					G5-3					4	0	2	2	0	1				
43 J.A. Happ, L 19 Greg Dobbs, L 56 Jose Blanton, R 47 Scott Eyre, L 46 Ryan Madson, L 12 Matt Stairs, L 37 Chad Durbin, R 10 Ben Francisco, R										1	0	0	0	0	1				
Inning Stats	R: 1 H: 1 E: 0 K: 2 S: 11	H: 1 LOB: 0 BB: 0 P: 18	R: 0 H: 0 E: 0 K: 1 S: 9	H: 0 LOB: 0 BB: 0 P: 12	R: 0 H: 0 E: 0 K: 2 S: 9	H: 0 LOB: 0 BB: 0 P: 13	R: 3 H: 3 E: 0 K: 0 S: 18	H: 3 LOB: 2 BB: 3 P: 35	R: 0 H: 0 E: 0 K: 1 S: 9	H: 0 LOB: 1 BB: 1 P: 17	R: 1 H: 1 E: 0 K: 2 S: 12	H: 1 LOB: 2 BB: 2 P: 29	R: 0 H: 0 E: 0 K: 3 S: 14	H: 1 LOB: 2 BB: 1 P: 24	R: 1 H: 2 E: 0 K: 0 S: 8	H: 2 LOB: 2 BB: 1 P: 19		1B: 6 SF: 1 2B: 1 3B: 0 HR: 1	WP: 0 PA: 42 PB: 0 SB: 0 CS: 0
PITCHER	IP WLS BF H R ER SO BB IBB HBP BLK WP HR S P ERA WHIP	IP WLS BF H R ER SO BB IBB HBP BLK WP HR S P ERA WHIP	IP WLS BF H R ER SO BB IBB HBP BLK WP HR S P ERA WHIP	IP WLS BF H R ER SO BB IBB HBP BLK WP HR S P ERA WHIP	IP WLS BF H R ER SO BB IBB HBP BLK WP HR S P ERA WHIP	IP WLS BF H R ER SO BB IBB HBP BLK WP HR S P ERA WHIP	IP WLS BF H R ER SO BB IBB HBP BLK WP HR S P ERA WHIP	IP WLS BF H R ER SO BB IBB HBP BLK WP HR S P ERA WHIP	IP WLS BF H R ER SO BB IBB HBP BLK WP HR S P ERA WHIP	IP WLS BF H R ER SO BB IBB HBP BLK WP HR S P ERA WHIP	IP WLS BF H R ER SO BB IBB HBP BLK WP HR S P ERA WHIP	IP WLS BF H R ER SO BB IBB HBP BLK WP HR S P ERA WHIP	IP WLS BF H R ER SO BB IBB HBP BLK WP HR S P ERA WHIP	IP WLS BF H R ER SO BB IBB HBP BLK WP HR S P ERA WHIP	IP WLS BF H R ER SO BB IBB HBP BLK WP HR S P ERA WHIP	IP WLS BF H R ER SO BB IBB HBP BLK WP HR S P ERA WHIP	IP WLS BF H R ER SO BB IBB HBP BLK WP HR S P ERA WHIP	IP WLS BF H R ER SO BB IBB HBP BLK WP HR S P ERA WHIP	IP WLS BF H R ER SO BB IBB HBP BLK WP HR S P ERA WHIP
46 Jason Hammel, R ERA: 9.82	3.2	17	4	4	4	5	3	0	0	0	0	0	0	0	0	0	9.82	1.909	
34 Matt Belisle, R ERA:	1.0	4	0	0	0	1	1	0	0	0	0	0	0	0	0	0	0.00	1.000	
97 Joe Beimel, L ERA:	0.1	1	0	0	0	0	0	0	0	0	0	0	0	0	0	0	0.00	0.000	
54 Jose Contreras, R ERA: 4.5	1.0	6	1	1	1	2	2	0	0	0	0	0	0	0	0	0	9.00	3.000	
56 Franklin Morales, L ERA:	1.0	3	0	0	0	0	0	0	0	0	0	0	0	0	0	0	0.00	0.000	
63 Rafael Betancourt, R ERA: 5.4	1.0	5	1	0	0	3	1	0	0	0	0	0	0	0	0	0	9.00	3.000	
16 Huston Street, R ERA: 4.5	1.0	6	2	1	1	0	1	0	0	0	0	0	0	0	0	0	9.00	3.000	

Batter	1	2	3	4	5	6	7	8	9	AB	R	H	RBI	BB	SO	LOB	BOTTOM		
5 Carlos González, L OBP: 0.643, SLG: 1.000	FC4-6 1B	P6		HR					SF7 2B	4	3	3	1	1	0	1	Philadelphia Phillies @ Colorado Rockies Coors Field, Denver, CO Sun Oct 11 2009, 8:07 PM MDT Att: 50,109 - Clear - 35 F		
24 Dexter Fowler, S OBP: 0.167, SLG: 0.200 23 Jason Giambi, L	FC4-6 1B	K		G1					P5	4	0	2	0	0	1				
17 Todd Helton, L OBP: 0.286, SLG: 0.167 3 Eric Young Jr., S	FC4-6 1B									3	2	1	1	2	1				
2 Troy Tulowitzki, R OBP: 0.308, SLG: 0.364	27 1B	F9			G6-4-3 1B				SF7	4	0	1	1	0	0				
8 Yorvit Torrealba, R OBP: 0.300, SLG: 0.700	K				F9					4	0	0	0	0	3				
27 Garrett Atkins, R OBP: 0.300, SLG: 0.500	1B					L7			G5-3	4	0	2	2	0	0				
19 Ryan Spilborghs, R OBP: 0.353, SLG: 0.375 16 Huston Street, R	L8								G5-3	4	0	1	0	0	1				
12 Clint Barmes, R	G6-3				P3				G6-3	4	0	0	0	0	0				
46 Jason Hammel, R 34 Matt Belisle, R 97 Joe Beimel, L 54 Jose Contreras, R 7 Seth Smith, L 56 Franklin Morales, L 63 Rafael Betancourt, R 11 Brad Hawpe, L										0	0	0	0	0	0				
Inning Stats	R: 2 H: 4 E: 0 K: 1 S: 20	H: 4 LOB: 2 BB: 0 P: 35	R: 0 H: 0 E: 0 K: 1 S: 8	H: 0 LOB: 1 BB: 1 P: 17	R: 1 H: 1 E: 0 K: 2 S: 14	H: 1 LOB: 1 BB: 1 P: 24	R: 1 H: 1 E: 0 K: 0 S: 11	H: 1 LOB: 0 BB: 0 P: 15	R: 0 H: 1 E: 0 K: 0 S: 10	H: 1 LOB: 1 BB: 0 P: 15	R: 1 H: 2 E: 0 K: 2 S: 15	H: 2 LOB: 1 BB: 0 P: 21	R: 0 H: 0 E: 0 K: 0 S: 7	H: 0 LOB: 0 BB: 0 P: 10	R: 0 H: 0 E: 0 K: 0 S: 9	H: 0 LOB: 2 BB: 2 P: 20		1B: 7 SF: 1 2B: 2 3B: 0 HR: 1	WP: 0 PA: 40 PB: 0 SB: 1 CS: 0
PITCHER	IP WLS BF H R ER SO BB IBB HBP BLK WP HR S P ERA WHIP	IP WLS BF H R ER SO BB IBB HBP BLK WP HR S P ERA WHIP	IP WLS BF H R ER SO BB IBB HBP BLK WP HR S P ERA WHIP	IP WLS BF H R ER SO BB IBB HBP BLK WP HR S P ERA WHIP	IP WLS BF H R ER SO BB IBB HBP BLK WP HR S P ERA WHIP	IP WLS BF H R ER SO BB IBB HBP BLK WP HR S P ERA WHIP	IP WLS BF H R ER SO BB IBB HBP BLK WP HR S P ERA WHIP	IP WLS BF H R ER SO BB IBB HBP BLK WP HR S P ERA WHIP	IP WLS BF H R ER SO BB IBB HBP BLK WP HR S P ERA WHIP	IP WLS BF H R ER SO BB IBB HBP BLK WP HR S P ERA WHIP	IP WLS BF H R ER SO BB IBB HBP BLK WP HR S P ERA WHIP	IP WLS BF H R ER SO BB IBB HBP BLK WP HR S P ERA WHIP	IP WLS BF H R ER SO BB IBB HBP BLK WP HR S P ERA WHIP	IP WLS BF H R ER SO BB IBB HBP BLK WP HR S P ERA WHIP	IP WLS BF H R ER SO BB IBB HBP BLK WP HR S P ERA WHIP	IP WLS BF H R ER SO BB IBB HBP BLK WP HR S P ERA WHIP	IP WLS BF H R ER SO BB IBB HBP BLK WP HR S P ERA WHIP	IP WLS BF H R ER SO BB IBB HBP BLK WP HR S P ERA WHIP	IP WLS BF H R ER SO BB IBB HBP BLK WP HR S P ERA WHIP
43 J.A. Happ, L ERA: 9.0	3.0	16	5	3	3	4	2	0	0	0	0	0	0	0	0	9.00	2.333		
56 Jose Blanton, R ERA: 4.91	2.2	10	3	1	1	0	0	0	0	0	0	0	0	0	0	3.38	1.125		
47 Scott Eyre, L ERA: 6.75	0.1	3	2	1	1	0	0	0	0	0	0	0	0	0	0	27.00	6.000		
46 Ryan Madson, R ERA:	1.0	3	0	0	0	2	0	0	0	0	0	0	0	0	0	0.00	0.000		
37 Chad Durbin, R ERA:	1.0	3	0	0	0	0	0	0	0	0	0	0	0	0	0	0.00	0.000		

Batter	1	2	3	4	5	6	7	8	9	AB	R	H	RBI	BB	SO	LOB	TOP				
11 Jimmy Rollins, S OBP: 0.214, SLG: 0.250	F7		F9			K			G4-3	4	0	0	0	0	1	1					
8 Shane Victorino, S OBP: 0.333, SLG: 0.462	F9		P6			G3			G6-3	4	0	0	0	0	0	1					
26 Chase Utley, L OBP: 0.444, SLG: 0.455				G3		F7			F9	4	0	1	0	0	0	0					
6 Ryan Howard, L OBP: 0.462, SLG: 0.727										3	1	2	1	0	0	1					
28 Jayson Werth, R OBP: 0.400, SLG: 0.650										3	0	0	0	0	2	1					
29 Raul Ibanez, L OBP: 0.417, SLG: 0.500										3	0	0	0	0	2	0					
7 Pedro Feliz, R OBP: 0.227, SLG: 0.200										3	0	0	0	0	1	0					
Carlos Ruiz, R OBP: 0.500, SLG: 0.556										2	0	1	0	1	0	0					
45 Pedro Martinez, R 19 Greg Dobbs, L 10 Ben Francisco, R 61 Chan Ho Park, R 47 Scott Eyre, L 46 Ryan Madson, L 43 J.A. Happ, L 37 Chad Durbin, R										2	0	0	0	0	0	0					
Inning Stats	R: 0 E: 0 K: 0 S: 6	H: 1 LOB: 1 BB: 0 P: 9	R: 0 E: 0 K: 2 S: 11	H: 0 LOB: 0 BB: 0 P: 13	R: 0 E: 0 K: 0 S: 11	H: 1 LOB: 1 BB: 0 P: 15	R: 1 E: 0 K: 2 S: 11	H: 1 LOB: 0 BB: 0 P: 15	R: 0 E: 0 K: 1 S: 9	H: 0 LOB: 0 BB: 0 P: 13	R: 0 E: 0 K: 1 S: 6	H: 1 LOB: 0 BB: 0 P: 10	R: 0 E: 0 K: 0 S: 9	H: 0 LOB: 0 BB: 1 P: 15	R: 0 E: 0 K: 0 S: 8	H: 0 LOB: 0 BB: 0 P: 12	1B: 3 2B: 0 3B: 0 HR: 1	SF: 0 SAC: 0 DP: 2 HBP: 0	WP: 0 PB: 0 SB: 1 CS: 0	PA: 30	
PITCHER	IP WLS BF H R ER SO BB IBB HBP BLK WP HR S P ERA WHIP	7.1 26 4 1 1 6 1 0 0 0 0 1 69 95 1.23 0.682	0.2 1 0 0 0 0 0 0 0 0 0 0 2 3 0.00 0.000	1.0 3 0 0 0 0 0 0 0 0 0 0 8 12 0.00 0.000																	

Philadelphia Phillies @ Los Angeles Dodgers
Dodger Stadium, Los Angeles, CA

AB 29
R 1
H 4
RBI 1
BB 1
SO 6
LOB 6



WP: 0 PA: 30
PB: 0
SB: 1
CS: 0

Batter	1	2	3	4	5	6	7	8	9	AB	R	H	RBI	BB	SO	LOB	BOTTOM			
15 Rafael Furcal, S OBP: 0.391, SLG: 0.474	F7		G4-3			F8				3	0	0	0	1	0	2				
27 Matt Kemp, R OBP: 0.217, SLG: 0.348	P6					F7				4	0	1	0	0	1	4				
16 Andre Ethier, L OBP: 0.522, SLG: 1.000	P4									3	0	0	1	1	0	1				
99 Manny Ramirez, R 51 Jonathan Broxton, R										4	0	0	0	0	1	3				
7 James Loney, L OBP: 0.381, SLG: 0.474										3	0	0	0	0	0	0				
23 Casey Blake, R 9 Juan Pierre, L										3	0	1	0	0	1	0				
3 Ronnie Belliard, R 13 Orlando Hudson, S										0	1	0	0	0	0	0				
55 Russell Martin, R OBP: 0.450, SLG: 0.333										3	0	1	0	0	1	0				
44 Vicente Padilla, R 56 Hung-Chih Kuo, L 25 Jim Thome, L 14 Juan Castro, R										2	1	1	0	0	0	1				
Inning Stats	R: 0 E: 0 K: 0 S: 8	H: 0 LOB: 0 BB: 0 P: 14	R: 0 E: 0 K: 0 S: 6	H: 0 LOB: 0 BB: 0 P: 11	R: 0 E: 0 K: 0 S: 8	H: 1 LOB: 1 BB: 0 P: 13	R: 0 E: 0 K: 0 S: 8	H: 1 LOB: 0 BB: 0 P: 10	R: 0 E: 0 K: 2 S: 12	H: 0 LOB: 0 BB: 0 P: 15	R: 0 E: 0 K: 0 S: 8	H: 0 LOB: 1 BB: 0 P: 14	R: 0 E: 0 K: 1 S: 7	H: 0 LOB: 0 BB: 0 P: 10	R: 2 E: 1 K: 1 S: 16	H: 3 LOB: 3 BB: 2 P: 31	1B: 5 2B: 0 3B: 0 HR: 0	SF: 0 SAC: 2 DP: 0 HBP: 1	WP: 0 PB: 0 SB: 0 CS: 1	PA: 31
PITCHER	IP WLS BF H R ER SO BB IBB HBP BLK WP HR S P ERA WHIP	7.0 23 2 2 2 0 0 0 0 0 0 0 7 12 54.00 6.000	0.1 3 2 2 2 0 0 0 0 0 0 0 1 2 ∞ ∞	0.1 2 0 0 0 1 1 0 0 0 0 0 4 9 0.00 3.000	0.0 1 0 0 0 0 1 0 0 0 0 0 3 7 ∞ ∞															

Philadelphia Phillies @ Los Angeles Dodgers
Dodger Stadium, Los Angeles, CA

AB 26
R 2
H 5
RBI 1
BB 2
SO 4
LOB 11



WP: 0 PA: 31
PB: 0
SB: 0
CS: 1

Batter	1	2	3	4	5	6	7	8	9	AB	R	H	RBI	BB	SO	LOB	TOP							
15 Rafael Furcal, S OBP: 0.333, SLG: 0.391	F7			K		K			G4-3	4	0	0	0	0	2	0	Los Angeles Dodgers @ Philadelphia Phillies Citizens Bank Park, Philadelphia, PA Sun Oct 18 2009, 8:07 PM EDT Att: 45,721 - Partly Cloudy - 47 F							
3 Ronnie Belliard, R OBP: 0.360, SLG: 0.304	L7			G3-1					P2	4	0	1	0	0	0	0								
16 Andre Ethier, L OBP: 0.462, SLG: 0.870	K			G4-3						3	0	0	0	0	1	1								
99 Manny Ramirez, R OBP: 0.308, SLG: 0.520										3	0	2	0	0	1	1								
27 Matt Kemp, R OBP: 0.192, SLG: 0.308	L4									3	0	0	0	0	2	3								
7 James Loney, L OBP: 0.323, SLG: 0.409	G3-6-3									3	0	0	0	0	1	2								
23 Casey Blake, R OBP: 0.250, SLG: 0.182										3	0	0	0	0	1	1								
54 Ronald Belisario, R ERA:				K						0	0	0	0	0	0	0								
55 Russell Martin, R OBP: 0.391, SLG: 0.278				G1-3						3	0	0	0	0	1	0								
18 Hiroki Kuroda, R ERA: 4.03										0	0	0	0	0	0	0								
57 Scott Elbert, L ERA:										0	0	0	0	0	0	0								
58 Chad Billingsley, R ERA: 5.4										1	0	0	0	0	0	0								
13 Orlando Hudson, S ERA:										1	0	0	0	0	0	0								
38 Ramon Troncoso, R ERA:										0	0	0	0	0	0	0								
5 Mark Loretta, R OBP: 0.200, SLG: 0.200										1	0	0	0	0	0	0								
Inning Stats	R: 0 E: 0 K: 1 S: 9	H: 0 LOB: 0 BB: 0 P: 13	R: 0 E: 0 K: 0 S: 10	H: 1 LOB: 0 BB: 0 P: 16	R: 0 E: 0 K: 2 S: 9	H: 0 LOB: 0 BB: 0 P: 14	R: 0 E: 0 K: 1 S: 11	H: 0 LOB: 1 BB: 0 P: 18	R: 0 E: 0 K: 1 S: 9	H: 0 LOB: 1 BB: 0 P: 11	R: 0 E: 0 K: 1 S: 8	H: 0 LOB: 0 BB: 0 P: 12	R: 0 E: 0 K: 2 S: 12	H: 1 LOB: 1 BB: 0 P: 19	R: 0 E: 0 K: 2 S: 8	H: 0 LOB: 0 BB: 0 P: 11	S: 11	H: 0 LOB: 0 BB: 0 P: 17	S: 11	H: 0 LOB: 0 BB: 0 P: 17	1B: 3 2B: 0 3B: 0 HR: 0	SF: 0 SAC: 0 DP: 1 HBP: 0	WP: 0 PB: 0 SB: 0 CS: 0	PA: 29
PITCHER	IP WLS BF H R ER SO BB IBB HBP BLK WP HR S P ERA WHIP																							
34 Cliff Lee, L ERA: 0.74	8.0 W 26 3 0 0 10 0 0 0 0 0 0 0 0 0 0.00 0.375																							
37 Chad Durbin, R ERA:	1.0 3 0 0 0 0 0 0 0 0 0 0 0 0 0 0.00 0.000																							

Batter	1	2	3	4	5	6	7	8	9	AB	R	H	RBI	BB	SO	LOB	BOTTOM							
11 Jimmy Rollins, S OBP: 0.212, SLG: 0.273	F9			F8		K			G3	5	1	1	1	0	1	2	Los Angeles Dodgers @ Philadelphia Phillies Citizens Bank Park, Philadelphia, PA Sun Oct 18 2009, 8:07 PM EDT Att: 45,721 - Partly Cloudy - 47 F							
8 Shane Victorino, S OBP: 0.406, SLG: 0.586						K				3	2	3	2	1	0									
26 Chase Utley, L OBP: 0.469, SLG: 0.462										4	1	2	0	1	0	1								
6 Ryan Howard, L OBP: 0.452, SLG: 0.731										4	1	1	3	1	0	3								
28 Jayson Werth, R OBP: 0.400, SLG: 0.708										4	1	1	2	1	2	3								
29 Raul Ibanez, L OBP: 0.393, SLG: 0.435										3	1	0	0	1	2	2								
10 Ben Francisco, R ERA:										0	0	0	0	0	0	0								
7 Pedro Feliz, R OBP: 0.231, SLG: 0.292										4	1	1	1	0	0	2								
Carlos Ruiz, R OBP: 0.538, SLG: 0.619										3	2	2	1	1	0	0								
34 Cliff Lee, L OBP: 0.250, SLG: 0.250										3	1	1	0	0	1	1								
37 Chad Durbin, R ERA:										0	0	0	0	0	0	0								
Inning Stats	R: 4 E: 0 K: 1 S: 14	H: 4 LOB: 0 BB: 0 P: 29	R: 2 E: 0 K: 1 S: 12	H: 2 LOB: 2 BB: 2 P: 24	R: 0 E: 0 K: 0 S: 6	H: 0 LOB: 0 BB: 0 P: 10	R: 0 E: 0 K: 0 S: 9	H: 0 LOB: 1 BB: 1 P: 17	R: 2 E: 0 K: 2 S: 15	H: 2 LOB: 1 BB: 1 P: 27	R: 0 E: 0 K: 2 S: 10	H: 0 LOB: 0 BB: 0 P: 14	R: 0 E: 0 K: 1 S: 10	H: 0 LOB: 1 BB: 2 P: 22	R: 3 E: 0 K: 0 S: 15	H: 3 LOB: 1 BB: 1 P: 28	S: 15	H: 3 LOB: 1 BB: 1 P: 28	S: 15	H: 3 LOB: 1 BB: 1 P: 28	1B: 5 2B: 2 3B: 2 HR: 2	SF: 0 SAC: 1 DP: 1 HBP: 0	WP: 1 PB: 1 SB: 1 CS: 0	PA: 41
PITCHER	IP WLS BF H R ER SO BB IBB HBP BLK WP HR S P ERA WHIP																							
18 Hiroki Kuroda, R ERA: 4.03	1.1 L 10 0 0 0 0 0 0 0 0 0 0 0 0 0.00 4.500																							
57 Scott Elbert, L ERA:	0.1 3 0 0 0 0 0 2 0 0 0 0 1 0 0.00 6.000																							
58 Chad Billingsley, R ERA: 5.4	3.1 14 2 2 2 2 3 2 0 0 0 0 0 0 0.00 3.57																							
38 Ramon Troncoso, R ERA:	2.0 7 0 0 0 0 3 2 0 0 0 0 0 0 0.00 2.36																							
54 Ronald Belisario, R ERA:	1.0 7 3 3 3 0 1 0 0 0 0 0 0 1 0.00 27.00																							

Batter	1	2	3	4	5	6	7	8	9	AB	R	H	RBI	BB	SO	LOB	TOP					
2 Derek Jeter, R OBP: 0.424, SLG: 0.580	G1-3		L9				F9	K		5	1	1	0	0	1	0						
18 Johnny Damon, L OBP: 0.263, SLG: 0.370	G6-3			F9					G6-3	4	1	1	2	1	0	0						
25 Mark Teixeira, S OBP: 0.281, SLG: 0.327	K									3	1	0	0	2	2	1						
13 Alex Rodriguez, R OBP: 0.491, SLG: 0.833										2	1	1	2	1	0	2						
20 Jorge Posada, S OBP: 0.348, SLG: 0.439										5	0	1	1	0	0	4						
24 Robinson Cano, L OBP: 0.288, SLG: 0.304										4	0	0	0	0	2	3						
33 Nick Swisher, S OBP: 0.233, SLG: 0.282										4	2	2	1	0	0	1						
11 Brett Gardner, L OBP: 0.500, SLG: 0.500	F9									0	0	0	0	0	0	0						
53 Melky Cabrera, S OBP: 0.313, SLG: 0.311										4	0	0	0	0	2	1						
46 Andy Pettite, L OBP: 0.333, SLG: 0.333										3	1	1	1	0	1	0						
62 Joba Chamberlain, R ERA: 3.75										0	0	0	0	0	0	0						
55 Hideki Matsui, L OBP: 0.445, SLG: 0.558										0	1	1	1	0	0	0						
43 Damaso Marte, L ERA: 10.5										0	0	0	0	0	0	0						
65 Phil Hughes, R ERA: 10.5										0	0	0	0	0	0	0						
42 Mariano Rivera, R ERA: 0.68										0	0	0	0	0	0	0						
Inning Stats	R: 0 E: 0 K: 1 S: 11	H: 0 LOB: 0 P: 13	R: 0 E: 0 K: 1 S: 6	H: 0 LOB: 1 P: 9	R: 0 E: 0 K: 0 S: 8	H: 0 LOB: 0 BB: 0 P: 13	R: 2 E: 0 K: 0 S: 10	H: 1 LOB: 0 BB: 1 P: 14	R: 3 E: 0 K: 1 S: 17	H: 4 LOB: 2 BB: 1 P: 27	R: 1 E: 0 K: 1 S: 9	H: 1 LOB: 0 BB: 0 P: 14	R: 1 E: 0 K: 2 S: 15	H: 1 LOB: 2 BB: 1 P: 29	R: 1 E: 0 K: 2 S: 12	H: 1 LOB: 0 BB: 0 P: 18	R: 0 E: 0 K: 0 S: 11	H: 0 LOB: 1 BB: 1 P: 22	1B: 3 2B: 2 3B: 0 HR: 3	SF: 0 SAC: 0 DP: 0 HBP: 2	WP: 0 PB: 0 CS: 1	PA: 41
PITCHER	IP WLS BF H R ER SO BB IBB HBP BLK WP HR S P ERA WHIP																					
35 Cole Hamels, L ERA: 7.58	4.1 L 21 5 5 5 3 2 0 1 0 0 0 1 12 21 10.38 1.615																					
43 J.A. Happ, L ERA: 6.75	1.2 6 1 1 1 1 0 0 0 0 0 0 1 12 21 5.40 0.600																					
37 Chad Durbin, R ERA: 1.8	1.0 6 1 1 1 2 1 0 0 1 0 0 0 15 29 9.00 2.000																					
39 Brett Myers, R ERA: 5.4	1.0 4 1 1 1 2 0 0 0 0 0 0 1 12 18 9.00 1.000																					
46 Ryan Madson, R ERA: 3.39	1.0 4 0 0 0 0 1 0 0 0 0 0 0 11 22 0.00 1.000																					

New York Yankees @ Philadelphia Phillies
Citizens Bank Park, Philadelphia, PA

AB 35
R 8
H 8
RBI 8
BB 4
SO 8
LOB 12



livebaseballscorecards.com

Sat Oct 31 2009, 7:57 PM EDT
Att: 46,061 - Cloudy - 70 F

Batter	1	2	3	4	5	6	7	8	9	AB	R	H	RBI	BB	SO	LOB	BOTTOM					
11 Jimmy Rollins, S OBP: 0.316, SLG: 0.294				F9					P5	4	0	1	1	1	0	1						
8 Shane Victorino, S OBP: 0.389, SLG: 0.596	P5									3	0	0	1	0	0	1						
26 Chase Utley, L OBP: 0.407, SLG: 0.477										4	0	0	0	0	2	3						
6 Ryan Howard, L OBP: 0.385, SLG: 0.614										4	0	0	0	0	3	1						
28 Jayson Werth, R OBP: 0.420, SLG: 0.857										4	2	2	2	0	1	0						
29 Raul Ibanez, L OBP: 0.313, SLG: 0.395										4	0	0	0	0	2	0						
7 Pedro Feliz, R OBP: 0.182, SLG: 0.310										4	1	1	0	0	1	0						
Carlos Ruiz, R OBP: 0.489, SLG: 0.600										2	2	1	1	2	0	1						
35 Cole Hamels, L ERA: 7.58										1	0	1	0	0	0	0						
43 J.A. Happ, L ERA: 6.75										0	0	0	0	0	0	0						
4 Eric Brunnett, R ERA: 10.5										0	0	0	0	0	0	0						
37 Chad Durbin, R ERA: 1.8										0	0	0	0	0	0	0						
39 Brett Myers, R ERA: 5.4										0	0	0	0	0	0	0						
46 Ryan Madson, L ERA: 3.39										0	0	0	0	0	0	0						
12 Matt Stairs, L OBP: 0.333, SLG: 0.143										1	0	0	0	0	0	0						
Inning Stats	R: 0 E: 0 K: 2 S: 14	H: 1 LOB: 1 P: 20	R: 3 E: 0 K: 2 S: 16	H: 3 LOB: 2 BB: 2 P: 31	R: 0 E: 0 K: 1 S: 6	H: 0 LOB: 0 BB: 0 P: 9	R: 0 E: 1 K: 0 S: 7	H: 0 LOB: 1 BB: 0 P: 12	R: 0 E: 0 K: 0 S: 6	H: 0 LOB: 0 BB: 0 P: 11	R: 1 E: 0 K: 2 S: 10	H: 1 LOB: 1 BB: 1 P: 21	R: 0 E: 0 K: 0 S: 5	H: 0 LOB: 0 BB: 0 P: 9	R: 0 E: 0 K: 2 S: 13	H: 0 LOB: 0 BB: 0 P: 15	R: 1 E: 0 K: 0 S: 9	H: 1 LOB: 0 BB: 0 P: 13	1B: 2 2B: 1 3B: 0 HR: 3	SF: 1 SAC: 1 DP: 0 HBP: 0	WP: 0 PB: 0 CS: 0	PA: 37
PITCHER	IP WLS BF H R ER SO BB IBB HBP BLK WP HR S P ERA WHIP																					
46 Andy Pettite, L ERA: 3.24	6.0 W 27 5 4 4 7 3 0 0 0 0 0 0 5 9 6.00 1.333																					
62 Joba Chamberlain, R ERA: 2.08	1.0 H 3 0 0 0 0 0 0 0 0 0 0 0 5 9 0.00 0.000																					
43 Damaso Marte, L ERA: 10.5	1.0 3 0 0 0 2 0 0 0 0 0 0 0 13 15 0.00 0.000																					
65 Phil Hughes, R ERA: 10.5	0.1 2 1 1 1 0 0 0 0 0 0 0 1 5 8 27.00 3.000																					
42 Mariano Rivera, R ERA: 0.68	0.2 2 0 0 0 0 0 0 0 0 0 0 0 4 5 0.00 0.000																					

New York Yankees @ Philadelphia Phillies
Citizens Bank Park, Philadelphia, PA

AB 32
R 5
H 6
RBI 5
BB 3
SO 9
LOB 8




livebaseballscorecards.com

Sat Oct 31 2009, 7:57 PM EDT
Att: 46,061 - Cloudy - 70 F

Batter	1	2	3	4	5	6	7	8	9	AB	R	H	RBI	BB	SO	LOB	TOP					
2 Derek Jeter, R OBP: 0.420, SLG: 0.542	G4-3		G5-3				L4		G6-4-3	5	0	1	0	0	0	1						
18 Johnny Damon, L OBP: 0.328, SLG: 0.429	13 2B	1B	25 FC5-4	BB		G3		25 2B	13 2B	4	2	3	1	1	0	1						
25 Mark Teixeira, S OBP: 0.269, SLG: 0.310	F9		FC5-4			F9		13 2B	K	5	1	1	0	0	1	4						
13 Alex Rodriguez, R OBP: 0.484, SLG: 0.820	1-H	2B	F8			F9		33 G4-3	24 SF8	4	1	2	3	0	0	1						
33 Nick Swisher, S OBP: 0.255, SLG: 0.250	BB		L5			F8		G4-3		3	0	0	0	1	0	1						
24 Robinson Cano, L OBP: 0.283, SLG: 0.302	L7		G4-3			1B		SF8		3	0	1	1	0	0	2						
11 Brett Gardner, L OBP: 0.222, SLG: 0.222		G3			G6-3		K		P6	4	0	0	0	0	1	1						
26 José Molina, R OBP: 0.286, SLG: 0.167		G5-3			G4-3					1	0	0	0	0	0	0						
20 Jorge Posada, S OBP: 0.447							K		55 1B	3	1	1	0	0	1	0						
34 A.J. Burnett, R 30 David Robertson, R 14 Eric Hinske, L 91 Alfredo Aceves, R 17 Jemy Hairston, R 48 Phil Coke, L 65 Phil Hughes, R 55 Hideki Matsui, L										1	0	0	0	0	0	0						
Inning Stats	R: 1 E: 0 K: 0 S: 9	H: 2 LOB: 2 BB: 1 P: 20	R: 0 E: 0 K: 1 S: 10	H: 0 LOB: 0 BB: 0 P: 14	R: 0 E: 0 K: 0 S: 9	H: 0 LOB: 1 BB: 1 P: 16	R: 0 E: 0 K: 0 S: 8	H: 0 LOB: 0 BB: 0 P: 12	R: 1 E: 0 K: 0 S: 8	H: 1 LOB: 1 BB: 1 P: 14	R: 0 E: 0 K: 1 S: 11	H: 1 LOB: 1 BB: 0 P: 15	R: 0 E: 0 K: 1 S: 8	H: 0 LOB: 0 BB: 0 P: 12	R: 3 E: 0 K: 0 S: 14	H: 3 LOB: 0 BB: 0 P: 20	R: 1 E: 0 K: 1 S: 14	H: 3 LOB: 1 BB: 0 P: 24	1B: 6 2B: 4 3B: 0 HR: 0	SF: 1 DP: 1 HBP: 0	WP: 0 PB: 0 SB: 0 CS: 0	PA: 39
PITCHER	IP WLS BF H R ER SO BB IBB HBP BLK WP HR S P ERA WHIP	7.0 W 31 7 5 5 3 3 0 0 0 0 0 70 112 6.43 1.429	1.0 3 0 0 0 0 0 0 0 0 0 0 7 11 0.00 0.000	1.0 S 5 3 1 1 1 0 0 0 0 0 0 14 24 9.00 3.000	PITCHER										IP WLS BF H R ER SO BB IBB HBP BLK WP HR S P ERA WHIP							
34 Cliff Lee, L ERA: 1.56	61 Chan Ho Park, R ERA: 4.75	46 Ryan Madson, R ERA: 3.6	PITCHER										IP WLS BF H R ER SO BB IBB HBP BLK WP HR S P ERA WHIP									

New York Yankees @ Philadelphia Phillies
Citizens Bank Park, Philadelphia, PA
Mon Nov 02 2009, 7:57 PM EST
Att: 46,178 - Cloudy - 50 F

AB 35
R 6
H 10
RBI 5
BB 3
SO 4
LOB 11



Batter	1	2	3	4	5	6	7	8	9	AB	R	H	RBI	BB	SO	LOB	BOTTOM	
11 Jimmy Rollins, S OBP: 0.328, SLG: 0.300	26 HR		K					G4-3		4	1	2	0	1	1	2		
8 Shane Victorino, S OBP: 0.381, SLG: 0.556	26 HR		P6		G4-3					3	1	0	0	0	0	2		
10 Ben Francisco, R	HBP				G6-3					0	0	0	0	0	0	0		
26 Chase Utley, L OBP: 0.435, SLG: 0.686	HR		28 1B		G6-3			HR		3	3	2	4	1	0	0		
6 Ryan Howard, L OBP: 0.383, SLG: 0.560	29 FC3-6	BB	28 1B		K			K		2	1	0	0	2	2	0		
28 Jayson Werth, R OBP: 0.397, SLG: 0.755	K		29 1B		F8			F8		4	1	1	1	0	1	1		
29 Raul Ibanez, L OBP: 0.304, SLG: 0.431	FC3-6		FC6-4		1B			HR		4	1	2	2	0	0	1		
7 Pedro Feliz, R OBP: 0.212, SLG: 0.380	FC6-4		P3		G6-3			K		4	0	0	0	0	1	3		
Carlos Ruiz, R OBP: 0.453, SLG: 0.524	K		FC6-4		L9			12 G4-6-3		4	0	1	1	0	1	1		
34 Cliff Lee, L OBP: 0.273, SLG: 0.273	G3							G4-6-3		3	0	1	0	0	1	0		
61 Chan Ho Park, R										0	0	0	0	0	0	0		
12 Matt Stairs, L OBP: 0.273, SLG: 0.111										1	0	0	0	0	0	1		
46 Ryan Madson, L										0	0	0	0	0	0	0		
Inning Stats	R: 3 E: 0 K: 1 S: 14	H: 2 LOB: 1 BB: 1 P: 23	R: 0 E: 0 K: 1 S: 6	H: 0 LOB: 1 BB: 1 P: 13	R: 3 E: 0 K: 1 S: 17	H: 3 LOB: 2 BB: 2 P: 30	R: 0 E: 0 K: 1 S: 8	H: 0 LOB: 0 BB: 0 P: 14	R: 0 E: 0 K: 1 S: 9	H: 1 LOB: 1 BB: 0 P: 13	R: 2 E: 0 K: 2 S: 14	H: 2 LOB: 0 BB: 0 P: 22	R: 0 E: 0 K: 0 S: 7	H: 1 LOB: 0 BB: 0 P: 9	1B: 6 2B: 0 3B: 0 HR: 3	SF: 0 DP: 1 HBP: 1	WP: 1 PB: 0 SB: 1 CS: 0	PA: 37
PITCHER	IP WLS BF H R ER SO BB IBB HBP BLK WP HR S P ERA WHIP	2.0 L 15 4 6 6 2 4 0 0 0 0 0 0 17 27 0.00 0.500	2.0 7 1 0 0 2 0 0 0 0 0 0 14 19 0.00 0.500	2.0 7 1 0 0 1 0 0 0 0 0 0 2 11 27.00 3.000	1.1 4 1 0 0 1 0 0 0 0 0 0 10 12 0.00 0.750	PITCHER										IP WLS BF H R ER SO BB IBB HBP BLK WP HR S P ERA WHIP		
34 A.J. Burnett, R ERA: 5.27	30 David Robertson, R ERA: 4.15	91 Alfredo Aceves, R ERA: 4.15	48 Phil Coke, L ERA: 6.75	65 Phil Hughes, R ERA: 8.53	PITCHER										IP WLS BF H R ER SO BB IBB HBP BLK WP HR S P ERA WHIP			

New York Yankees @ Philadelphia Phillies
Citizens Bank Park, Philadelphia, PA
Mon Nov 02 2009, 7:57 PM EST
Att: 46,178 - Cloudy - 50 F

AB 32
R 8
H 9
RBI 8
BB 4
SO 7
LOB 11



Batter	1	2	3	4	5	6	7	8	9	AB	R	H	RBI	BB	SO	LOB	TOP										
11 Jimmy Rollins, S OBP: 0.306, SLG: 0.281	G6-3		SF9		G5-4-3		FC4-6		F9	4	0	0	1	0	0	3	Philadelphia Phillies @ New York Yankees Yankee Stadium, Bronx, NY Wed Nov 04 2009, 7:57 PM EST Att: 50,315 - Cloudy - 47 F										
8 Shane Victorino, S OBP: 0.382, SLG: 0.534	G4-6-3 1B		F9		G6-3				G4-3	4	0	1	0	1	0	1											
26 Chase Utley, L OBP: 0.424, SLG: 0.648	G4-6-3				K					3	1	0	0	1	2	3											
6 Ryan Howard, L OBP: 0.375, SLG: 0.593		G3			L4					4	1	1	2	0	1	0											
28 Jayson Werth, R OBP: 0.403, SLG: 0.725										2	0	0	0	2	2	0											
29 Raul Ibanez, L OBP: 0.333, SLG: 0.481										3	0	2	0	1	0	1											
7 Pedro Feliz, R OBP: 0.196, SLG: 0.352										4	0	0	0	0	0	5											
10 Ben Francisco, R										3	0	0	0	0	2	0											
12 Matt Stairs, L OBP: 0.250, SLG: 0.100										1	0	0	0	0	0	0											
Carlos Ruiz, R OBP: 0.491, SLG: 0.591										2	1	2	0	2	0	0											
Inning Stats	R: 0 E: 0 K: 0 S: 6	H: 1 LOB: 0 BB: 0 P: 8	R: 0 E: 0 K: 0 S: 7	H: 0 LOB: 1 BB: 1 P: 16	R: 1 E: 0 K: 0 S: 6	H: 1 LOB: 0 BB: 0 P: 13	R: 0 E: 0 K: 1 S: 12	H: 0 LOB: 2 BB: 2 P: 25	R: 0 E: 0 K: 1 S: 7	H: 0 LOB: 0 BB: 1 P: 13	R: 2 E: 0 K: 1 S: 15	H: 2 LOB: 1 BB: 1 P: 24	R: 0 E: 0 K: 2 S: 11	H: 1 LOB: 2 BB: 1 P: 19	R: 0 E: 0 K: 2 S: 15	H: 1 LOB: 1 BB: 0 P: 20	R: 0 E: 0 K: 0 S: 14	H: 0 LOB: 1 BB: 1 P: 24	1B: 2 2B: 2 HR: 1	SF: 1 SAC: 0 HBP: 0	WP: 1 PB: 1 CS: 0	PA: 38					
PITCHER	IP	WLS	BF	H	R	ER	SO	BB	IBB	HBP	BLK	WP	HR	S	P	ERA	WHIP										
46 Andy Pettitte, L ERA: 3.52	5.2	W	24	4	3	3	3	5	0	0	0	1	1	50	94	4.76	1.588										
62 Joba Chamberlain, R ERA: 2.84	1.0		5	1	0	0	1	1	0	0	0	0	0	11	21	0.00	2.000										
43 Damaso Marte, L ERA:	0.2	H	2	0	0	0	2	0	0	0	0	0	0	6	6	0.00	0.000										
42 Mariano Rivera, R ERA: 0.56	1.2		7	1	0	0	1	1	0	0	0	0	0	26	41	0.00	1.200										

Batter	1	2	3	4	5	6	7	8	9	AB	R	H	RBI	BB	SO	LOB	BOTTOM										
2 Derek Jeter, R OBP: 0.432, SLG: 0.563	L7									5	2	3	0	0	0	1	Philadelphia Phillies @ New York Yankees Yankee Stadium, Bronx, NY Wed Nov 04 2009, 7:57 PM EST Att: 50,315 - Cloudy - 47 F										
18 Johnny Damon, L OBP: 0.333, SLG: 0.422										1	1	0	0	1	1	0											
17 Jerry Hairston, R OBP: 0.250, SLG: 0.250										2	0	0	0	0	0	2											
25 Mark Teixeira, S OBP: 0.282, SLG: 0.311										3	1	1	1	0	1	0											
13 Alex Rodriguez, R OBP: 0.500, SLG: 0.808										2	2	1	0	2	1	3											
55 Hideki Matsui, L OBP: 0.462, SLG: 0.674										4	1	3	6	0	1	1											
20 Jorge Posada, S OBP: 0.345, SLG: 0.420										3	0	0	0	1	2	3											
24 Robinson Cano, L OBP: 0.266, SLG: 0.281										4	0	0	0	0	2	3											
33 Nick Swisher, S OBP: 0.255, SLG: 0.234										3	0	0	0	1	1	0											
11 Brett Gardner, L OBP: 0.154, SLG: 0.154										4	0	0	0	0	2	1											
Inning Stats	R: 0 E: 0 K: 1 S: 7	H: 0 LOB: 0 BB: 0 P: 13	R: 2 E: 0 K: 1 S: 13	H: 1 LOB: 1 BB: 1 P: 24	R: 2 E: 0 K: 2 S: 16	H: 2 LOB: 2 BB: 1 P: 25	R: 0 E: 0 K: 1 S: 10	H: 0 LOB: 0 BB: 0 P: 15	R: 3 E: 0 K: 2 S: 15	H: 3 LOB: 1 BB: 1 P: 30	R: 0 E: 0 K: 1 S: 11	H: 0 LOB: 1 BB: 1 P: 20	R: 0 E: 0 K: 3 S: 13	H: 1 LOB: 2 BB: 1 P: 23	R: 0 E: 0 K: 0 S: 7	H: 1 LOB: 1 BB: 0 P: 12	1B: 5 2B: 2 3B: 0 HR: 1	SF: 0 SAC: 1 DP: 0 HBP: 1	WP: 0 PB: 0 SB: 1 CS: 0	PA: 38							
PITCHER	IP	WLS	BF	H	R	ER	SO	BB	IBB	HBP	BLK	WP	HR	S	P	ERA	WHIP										
45 Pedro Martinez, R ERA: 3.71	4.0	L	18	3	4	4	5	2	0	1	0	0	0	7	15	81.00	9.000										
37 Chad Durbin, R ERA: 6.75	0.1		4	2	3	3	0	1	0	0	0	0	0	15	28	0.00	2.000										
43 J.A. Happ, L ERA: 5.68	1.0		5	1	0	0	3	1	0	0	0	0	0	11	17	0.00	1.000										
61 Chan Ho Park, R ERA: 4.05	1.0		4	1	0	0	1	0	0	0	0	0	0	11	17	0.00	1.000										
47 Scott Eyre, L ERA: 2.09	1.1		5	0	0	0	2	0	1	0	0	0	0	10	21	0.00	0.000										
PITCHER	IP	WLS	BF	H	R	ER	SO	BB	IBB	HBP	BLK	WP	HR	S	P	ERA	WHIP										
46 Ryan Madson, R ERA: 3.48	0.1		2	1	0	0	0	0	0	0	0	0	0	3	4	0.00	3.000										