

Philadelphia Phillies - 2010

Batter	1	2	3	4	5	6	7	8	9	AB	R	H	RBI	BB	SO	LOB	TOP	
15 Tyler Holt, R (1,8) 31 Kevin Jackson, R (6,8)	L9		F9	1B		F9				4	0	1	0	0	0	1	Florida State Seminoles @ Philadelphia Phillies Bright House Networks Field, Clearwater, FL Wed Mar 03 2010, 7:13 PM - 10:24 PM EST Att. 4,192 - Clear - 51 F	
James Ramsey, L (1,9) 23 Taiwan Easterling, R (5,9)	P3		25 WP 38 BB 1 HR	1B	HR		G4-3			3	2	2	1	0	0	0		
38 Stephen Cardullo, R (1,6)	G4-3		1 HR	BB	BB		K			2	1	0	0	2	1	0		
25 Mike McGee, R (1,7) 6 Corben Madden, R (5,1) 36 Robby Scott, R (5,1) Stephen McGee, R (7,PH) 35 David Trexler, R (7,1) 20 Daniel Bennett, S (7,1)		P4	K	F7			K			3	0	0	0	0	1	3		
1 Stuart Tapley, R (1,10) 17 Robby Stahl, R (8,PH)			32 BB 1B	HR		K				3	1	2	3	0	1	0		
32 Sherman Johnson, L (1,5) 2 Ohmed Danesh, L (5,7)			2-H 3-H	HR		G4-3				1	1	0	0	2	0	0		
Justin Gonzalez, R (1,4) Rafael Lopez, L (1,2) 7 Parker Brunelle, S (3,2)			1-2 BB	WP 2B BB		K				1	1	0	0	2	0	0		
16 Jayce Boyd, R (1,3) Sean Gilmartin, L (6,PH)			K	2B		K				4	0	1	1	0	3	2		
	L6		G3			K				2	0	0	0	0	0	3		
			38 BB 25 WP 1B BB			K				1	0	0	0	1	1	0		
Inning Stats	R: 0 E: 0 K: 0 S: 3	H: 0 LOB: 0 BB: 0 P: 3	R: 0 E: 0 K: 1 S: 6	H: 1 LOB: 2 BB: 1 P: 10	R: 5 E: 0 K: 1 S: 8	H: 3 LOB: 1 BB: 3 P: 22	R: 1 E: 0 K: 1 S: 8	H: 2 LOB: 1 BB: 1 P: 13	R: 0 E: 0 K: 2 S: 7	H: 0 LOB: 0 BB: 0 P: 7	R: 0 E: 0 K: 2 S: 7	H: 0 LOB: 0 BB: 0 P: 7	R: 0 E: 0 K: 3 S: 9	H: 0 LOB: 0 BB: 0 P: 9	R: 0 E: 0 K: 3 S: 9	H: 0 LOB: 0 BB: 0 P: 9	1B: 3 2B: 1 3B: 0 HR: 2 SF: 0 SAC: 0 DP: 0 HBP: 0	WP: 2 PB: 0 SB: 0 CS: 0 PA: 34
PITCHER	IP WLS BF H R ER SO BB IBB HBP BLK WP HR S P ERA WHIP	IP WLS BF H R ER SO BB IBB HBP BLK WP HR S P ERA WHIP	IP WLS BF H R ER SO BB IBB HBP BLK WP HR S P ERA WHIP	IP WLS BF H R ER SO BB IBB HBP BLK WP HR S P ERA WHIP	IP WLS BF H R ER SO BB IBB HBP BLK WP HR S P ERA WHIP	IP WLS BF H R ER SO BB IBB HBP BLK WP HR S P ERA WHIP	IP WLS BF H R ER SO BB IBB HBP BLK WP HR S P ERA WHIP	IP WLS BF H R ER SO BB IBB HBP BLK WP HR S P ERA WHIP	IP WLS BF H R ER SO BB IBB HBP BLK WP HR S P ERA WHIP	IP WLS BF H R ER SO BB IBB HBP BLK WP HR S P ERA WHIP	IP WLS BF H R ER SO BB IBB HBP BLK WP HR S P ERA WHIP	IP WLS BF H R ER SO BB IBB HBP BLK WP HR S P ERA WHIP	IP WLS BF H R ER SO BB IBB HBP BLK WP HR S P ERA WHIP	IP WLS BF H R ER SO BB IBB HBP BLK WP HR S P ERA WHIP	IP WLS BF H R ER SO BB IBB HBP BLK WP HR S P ERA WHIP	IP WLS BF H R ER SO BB IBB HBP BLK WP HR S P ERA WHIP	43 J.A. Happ, L (1,1) 75 Philippe Aumont, R (3,1) 65 Yohan Flande, L (3,1) 64 Drew Naylor, R (5,1) 79 Joe Savery, L (7,1)	67 Jesus Sanchez, R (8,1)


Batter	1	2	3	4	5	6	7	8	9	AB	R	H	RBI	BB	SO	LOB	BOTTOM	
11 Jimmy Rollins, S (1,6) 7 Juan Castro, R (3,6) 71 Freddy Galvis, S (6,6)	27 S 1B		FC6-4 12 2B 26 G4-3	P4	FC6-4	BB	L7			1	0	1	0	0	0	0	Florida State Seminoles @ Philadelphia Phillies Bright House Networks Field, Clearwater, FL Wed Mar 03 2010, 7:13 PM - 10:24 PM EST Att. 4,192 - Clear - 51 F	
27 Placido Polanco, R (1,5) 12 Cody Ransom, R (3,5) 21 Wilson Valdez, R (6,5)	K		26 G4-3 78 1B 3-H	BB	BB	K				1	0	0	0	0	1	1		
26 Chase Utley, L (1,4) 62 Brian Bocoock, R (4,4) 72 Ozzie Chavez, S (7,4)	G1-3		G4-3	F8	K	F9				2	0	0	1	0	2	3		
6 Ryan Howard, L (1,3) 33 Andy Tracy, L (4,3)	G1-3		78 1B 29 1B BB		31 BB 18 SF8 BB	31 BB 18 BB 2B	18 WP 61 BB BB			1	1	0	0	1	0	1		
28 Jayson Werth, R (1,9) 78 Dornic Brown, L (3,9) 63 Quintin Berry, L (7,9)		F8	29 1B 1-2 3-H	1B	18 SF8 23 BB BB	18 BB 31 BB HBP	61 1B BB			1	0	0	0	0	0	0		
29 Raul Ibanez, L (1,7) 31 Dewayne Wise, L (3,FR)	G4-3		G4-3	1B	23 BB 7 FC6-4 BB	70 BB 61 2B BB	18 BB K			2	0	1	1	0	0	0		
19 Greg Dobbs, L (1,10) 18 Chris Duffy, L (5,PH)	G1-3		G4-3		SF8	61 2B BB	61 1B BB			2	0	0	0	0	2	0		
40 John Mayberry Jr., R (1,8) 70 Tyson Gillies, L (5,8)			7 FC6-4 12 2B BB	F7	7 E BB	K	K			1	1	0	0	1	0	0		
Carlos Ruiz, R (1,2) 23 Brian Schneider, L (4,2) 61 Dane Sardinha, R (6,2)			7 FC6-4 BB	1B	7 FC6-4 BB	12 BB 1B	1B			2	0	2	4	0	0	0		
Inning Stats	R: 0 E: 0 K: 1 S: 6	H: 1 LOB: 1 BB: 0 P: 6	R: 0 E: 0 K: 0 S: 3	H: 0 LOB: 0 BB: 0 P: 3	R: 4 E: 0 K: 0 S: 6	H: 3 LOB: 2 BB: 3 P: 18	R: 0 E: 0 K: 0 S: 4	H: 1 LOB: 2 BB: 1 P: 8	R: 4 E: 1 K: 1 S: 5	H: 0 LOB: 2 BB: 6 P: 29	R: 3 E: 0 K: 2 S: 9	H: 2 LOB: 3 BB: 3 P: 22	R: 2 E: 0 K: 2 S: 8	H: 1 LOB: 2 BB: 3 P: 20	R: 2 E: 0 K: 2 S: 8	H: 1 LOB: 2 BB: 3 P: 20		1B: 5 2B: 3 3B: 0 HR: 0 SF: 1 SAC: 0 DP: 0 HBP: 1
PITCHER	IP WLS BF H R ER SO BB IBB HBP BLK WP HR S P ERA WHIP	IP WLS BF H R ER SO BB IBB HBP BLK WP HR S P ERA WHIP	IP WLS BF H R ER SO BB IBB HBP BLK WP HR S P ERA WHIP	IP WLS BF H R ER SO BB IBB HBP BLK WP HR S P ERA WHIP	IP WLS BF H R ER SO BB IBB HBP BLK WP HR S P ERA WHIP	IP WLS BF H R ER SO BB IBB HBP BLK WP HR S P ERA WHIP	IP WLS BF H R ER SO BB IBB HBP BLK WP HR S P ERA WHIP	IP WLS BF H R ER SO BB IBB HBP BLK WP HR S P ERA WHIP	IP WLS BF H R ER SO BB IBB HBP BLK WP HR S P ERA WHIP	IP WLS BF H R ER SO BB IBB HBP BLK WP HR S P ERA WHIP	IP WLS BF H R ER SO BB IBB HBP BLK WP HR S P ERA WHIP	IP WLS BF H R ER SO BB IBB HBP BLK WP HR S P ERA WHIP	IP WLS BF H R ER SO BB IBB HBP BLK WP HR S P ERA WHIP	IP WLS BF H R ER SO BB IBB HBP BLK WP HR S P ERA WHIP	IP WLS BF H R ER SO BB IBB HBP BLK WP HR S P ERA WHIP	IP WLS BF H R ER SO BB IBB HBP BLK WP HR S P ERA WHIP	30 Hunter Scantling, R (1,1) 28 Tyler Everett, R (2,1) 14 Tye Buckley, L (3,1) Scott Sitz, R (4,1) 25 Mike McGee, R (5,1)	6 Corben Madden, L (5,1) 36 Robby Scott, L (6,1) 35 David Trexler, R (7,1) 20 Daniel Bennett, R (7,1)


AB	29
R	6
H	6
RBI	5
BB	5
SO	12
LOB	9



AB	28
R	13
H	8
RBI	12
BB	16
SO	6
LOB	30



Batter	1	2	3	4	5	6	7	8	9	AB	R	H	RBI	BB	SO	LOB	TOP																	
11 Brett Gardner, L (1,8)	X 0-0 G5-3 ①		X 0-0 G5-3 ③			X 0-0 FC2-6 ① 73 1B		X 0-0 F7 ③		3	0	0	0	0	0	1	<p>New York Yankees @ Philadelphia Phillies Bright House Networks Field, Clearwater, FL Thu Mar 04 2010, 1:15 PM - 3:44 PM EST Att: 9,866 - Sunny - 49 F</p> <p>WP: 1 PA: 35 PB: 0 SB: 2 CS: 1</p> <p>AB 35 R 2 H 8 RBI 2 BB 0 SO 10 LOB 14</p> 																	
66 Reid Gorecki, R (6,8)	0-0 G5-3		0-0 G5-3			1-2				1	0	0	0	0	0																			
73 Jamie Hoffmann, R (1,10) OBP: 0.200, SLG: 0.200	X 0-0 E5			X 0-0 G4-3 ①		X 0-0		X 0-0	X 0-0	3	0	1	0	0	0																			
83 Jesus Montero, R (9, PH) OBP: 1.000, SLG: 1.000	0-0 E5			0-0 G4-3		20 CS			84 G4-3 78 1B 84 S	1	0	1	0	0	0																			
27 Greg Golson, R (9, PR) (9,10)	0-0 E5			0-0 G4-3		1-3			1B	0	1	0	0	0	0																			
20 Jorge Posada, S (1,2)	0-2 K			X 0-0 F7 ②		X 0-3		X 0-1	① G4-3	3	0	0	0	0	2	3																		
84 Austin Romine, R (6,2)	0-2 K			0-0 F7		1-2		1-3	1B	1	0	0	0	0	0	1																		
24 Robinson Canó, L (1,4) OBP: 0.500, SLG: 0.500	X 0-0 L9			X 0-0		X 0-0		X 0-3	② K	2	0	1	0	0	0	1																		
94 Eduardo Núñez, R (6,4) OBP: 0.500, SLG: 0.500	0-0 L9			0-0		33 FC6-4		98 WP 98 S	1B	2	0	1	0	0	1	2																		
33 Nick Swisher, S (1,9)		0-3 K		X 0-0		X 0-0		X 0-0	① L5	2	0	0	0	0	1	1																		
78 David Winfree, R (7, PH) (7,9)		0-3 K		0-0		1-2		98 1B 99 1B	1B	2	1	1	1	0	0	1																		
22 Randy Winn, S (1,7)		0-3 K		X 0-3		X 0-3		3-H	② K	2	0	0	0	0	2	0																		
98 Colin Curtis, L (6,7)		0-3 K		0-3 K2-3		1-3		1-2	1B	2	0	1	0	0	1	1																		
53 Juan Miranda, L (1,3)	X 0-0			X 0-0		X 1-3		X 0-0	① K	2	0	0	0	0	0	0																		
99 Jose Gil, R (6,3) OBP: 0.500, SLG: 0.500	0-0 G4-3			0-0 G5-3		1-3		1-2	1B	2	0	1	1	0	1	1																		
19 Ramiro Pena, S (1,6) OBP: 0.250, SLG: 1.000				X 0-3		X 0-3		X 0-0	③ G4-3	2	0	0	0	0	2	0																		
76 Reggie Corona, S (6,6)				0-3 K		0-3		1-2	1B	2	0	0	0	0	2	0																		
97 Brandon Laird, R (1,5) OBP: 0.500, SLG: 0.500	X 0-0			X 0-0		X 0-0		X 0-0	② L7	2	0	1	0	0	0	0																		
95 Jorge Vazquez, R (6,5)	0-0 F9			0-0 F9		11 FC2-6			1B	1	0	0	0	0	0	0																		
Inning Stats	R: 0 E: 1 K: 1 S: 6	H: 0 LOB: 1 BB: 0 P: 6	R: 0 E: 0 K: 2 S: 7	H: 0 LOB: 0 BB: 0 P: 7	R: 0 E: 0 K: 1 S: 5	H: 0 LOB: 0 BB: 0 P: 5	R: 0 E: 0 K: 0 S: 4	H: 1 LOB: 1 BB: 0 P: 4	R: 0 E: 0 K: 2 S: 7	H: 0 LOB: 0 BB: 0 P: 7	R: 0 E: 0 K: 1 S: 6	H: 2 LOB: 1 BB: 0 P: 6	R: 0 E: 0 K: 2 S: 8	H: 1 LOB: 1 BB: 0 P: 9	R: 0 E: 0 K: 0 S: 3	H: 0 LOB: 0 BB: 0 P: 3	R: 2 E: 0 K: 1 S: 10	H: 4 LOB: 2 BB: 0 P: 10	1B: 8 2B: 0 3B: 0 HR: 0	SF: 0 SAC: 0 DP: 0 HBP: 0	WP: 1 PB: 0 SB: 2 CS: 1	PA: 35												
PITCHER	IP WLS BF H R ER SO BB IBB HBP BLK WP HR S P ERA WHIP																																	
34 Roy Halladay, R (1,1) ERA: 18.0	2.0	7	0	0	0	3	0	0	0	0	0	0	0	0	13	13	0.00	0.000																
38 Kyle Kendrick, R (3,1) ERA: 18.0	2.0	7	1	0	0	1	0	0	0	0	0	0	0	0	9	9	0.00	0.500																
52 Jose Contreras, R (5,1) ERA: 18.0	2.0	7	2	0	0	3	0	0	0	0	0	0	0	0	13	13	0.00	1.000																
48 Drew Carpenter, R (7,1) ERA: 18.0	2.0	7	1	0	0	2	0	0	0	0	1	0	11	12	0.00	0.500																		
53 Sergio Escalona, L (9,1) ERA: 18.0	1.0	W 7	4	2	2	1	0	0	0	0	0	0	10	10	18.00	4.000																		

Batter	1	2	3	4	5	6	7	8	9	AB	R	H	RBI	BB	SO	LOB	BOTTOM																	
11 Jimmy Rollins, S (1,6)	X 0-0 G6-3 ①		X 0-0		X 0-0		X 0-0		X 0-3	3	0	0	0	0	0	2	<p>New York Yankees @ Philadelphia Phillies Bright House Networks Field, Clearwater, FL Thu Mar 04 2010, 1:15 PM - 3:44 PM EST Att: 9,866 - Sunny - 49 F</p> <p>WP: 0 PA: 38 PB: 0 SB: 0 CS: 0</p> <p>AB 34 R 3 H 8 RBI 3 BB 4 SO 3 LOB 15</p> 																	
72 Ozzie Chavez, S (6,6) (9,4)	0-0 G6-3	0-0 FC5			0-0 G5-3		2-H		K	2	0	1	1	0	1	2																		
27 Placido Polanco, R (1,5) OBP: 0.333, SLG: 0.333	X 0-0		X 0-0		X 0-0		X 0-0		X 0-0	3	0	1	0	0	0	0																		
21 Wilson Valdez, R (6,5) OBP: 1.000, SLG: 1.000	0-0 G5-3		0-0 P4		0-0 F8		4-0		BB	1	0	1	1	1	0	0																		
10 Ben Francisco, R (1,8)	X 0-0		X 0-0		X 0-0		X 0-0		X 0-0	3	0	0	0	0	1	1																		
70 Tyson Gillies, L (7,8)	0-0 G5-3		0-0 F8		0-3 K		0-0		F9	1	0	0	0	0	2																			
28 Jayson Werth, R (1,9) BB	4-0		4-0		0-3 K				F7	1	0	0	0	2	1	0																		
78 Domic Brown, L (7,9) BB	0-0		0-0		0-3 K				F7	1	0	0	0	0	0	0																		
40 John Mayberry Jr., R (1,7) OBP: 0.250, SLG: 0.250	X 0-0		X 0-0		X 0-0		X 0-0		X 0-0	4	0	1	0	0	0	3																		
12 Cody Ransom, R (1,3)		0-0 G6-3 ①		X 0-0		X 0-0		X 0-0	② G5-3	2	0	0	0	0	0	0																		
3 Ross Gload, L (6,3)		0-0 G6-3		0-0 G5-3		0-0 P5		X 0-0	③ G4-3	2	0	0	0	0	0	1																		
7 Juan Castro, R (1,4) OBP: 0.500, SLG: 0.500	X 0-0		X 4-0		X 0-0		X 0-0		X 0-0	2	1	1	0	1	0	0																		
71 Freddy Galvis, S (8,4) (9,6)	0-0		0-0		0-0 F7		1-0		P2	1	0	0	0	0	0	0																		
62 Brian Bocoek, R (1,10) OBP: 0.500, SLG: 0.500	X 0-0		X 0-0		X 0-0		X 0-0		X 0-0	4	0	2	0	0	0	1																		
63 Quintin Berry, L (9, PR)	0-0		0-0		0-0 G6-3		0-0		F8	0	1	0	0	0	0	0																		
Carlos Ruiz, R (1,2)	X 0-0		X 0-0		X 0-0		X 0-0		X 0-0	2	0	0	0	0	0	2																		
24 Paul Hoover, R (6,2) OBP: 0.500, SLG: 1.000	0-0 F4		0-0		0-0 F8		1-2		G5-3	2	0	1	1	0	0	1																		
31 Dewayne Wise, L (9, PR)	0-0 F4		0-0		0-0 F8		1-2		G5-3	2	0	1	0	0	0	0																		
Inning Stats	R: 0 E: 0 K: 0 S: 4	H: 1 LOB: 2 BB: 1 P: 8	R: 0 E: 0 K: 0 S: 4	H: 1 LOB: 1 BB: 1 P: 8	R: 0 E: 0 K: 0 S: 3	H: 0 LOB: 1 BB: 1 P: 7	R: 0 E: 0 K: 0 S: 3	H: 0 LOB: 0 BB: 0 P: 3	R: 0 E: 0 K: 2 S: 8	H: 1 LOB: 1 BB: 0 P: 8	R: 1 E: 0 K: 0 S: 5	H: 2 LOB: 2 BB: 1 P: 10	R: 0 E: 0 K: 0 S: 3	H: 0 LOB: 0 BB: 0 P: 3	R: 2 E: 0 K: 1 S: 7	H: 3 LOB: 2 BB: 0 P: 7	1B: 6 2B: 2 3B: 0 HR: 0	SF: 0 SAC: 0 DP: 0 HBP: 0	WP: 0 PB: 0 SB: 0 CS: 0	PA: 38														
PITCHER	IP WLS BF H R ER SO BB IBB HBP BLK WP HR S P ERA WHIP																																	
52 CC Sabathia, L (1,1) ERA: 13.5	2.0	10	2	0	0	0	2	0	0	0	0	0	0	0	8	8	0.00	2.000																
70 Zack Segovia, R (3,1) ERA: 13.5	1.0	4	0	0	0	0	1	0	0	0	0	0	0	0	3	7	0.00	1.000																
80 Zach McAllister, R (4,1) ERA: 27.0	1.0	3	0	0	0	0	0	0	0	0	0	0	0	0	3	3	0.00	0.000																
75 Iván Nova, R (5,1) ERA: 27.0	1.0	3	0	0	0	0	0	0	0	0	0	0	0	0	3	3	0.00	0.000																
39 Mark Melancon, R (6,1) ERA: 27.0	1.0	4	1	0	0	2	0	0	0	0	0	0	0	0	8	8	0.00	1.000																
67 Romulo Sanchez, R (7,1) ERA: 13.5	0.2	5	2	1	1	0	0	0	0	0	0	0	0	0	4	9	0.00	4.500																
48 Boone Logan, L (7,1) ERA: 27.0	1.1	4	0	0	0	0	0	0	0	0	0	0	0	0	4	4	0.00	0.000																
90 Wilkins Arias, L (9,1) ERA: 27.0	0.2	L 5	3	2	2	1	0	0	0	0	0	0	0	0	7	7	27.00	4.500																

Batter	1	2	3	4	5	6	7	8	9	AB	R	H	RBI	BB	SO	LOB	TOP					
11 Jimmy Rollins, S (1,6) 7 Juan Castro, R (5,6) OBP: 0.400, SLG: 0.250	F8		G4-3		F8	G5-3		K		3	0	0	0	0	0	2	Philadelphia Phillies @ Toronto Blue Jays Dunedin Stadium, Dunedin, FL Fri Mar 05 2010, 1:18 PM - 4:21 PM EST Att: 5,055 - Sunny - 55 F					
27 Placido Polanco, R (1,5) 21 Wilson Valdez, R (5,5) OBP: 0.500, SLG: 0.500	F8		1B		1B			FC4-6		3	0	2	1	0	0	0						
26 Chase Utley, L (1,4) 72 Ozzie Chavez, S (5,4) OBP: 0.667, SLG: 0.500	BB		1B		P5			70 SF9		2	0	1	0	1	0	2						
6 Ryan Howard, L (1,3) 33 Andy Tracy, L (5,3)	F8		K		K			70 2B 63 1B		3	0	0	0	0	2	5						
28 Jayson Werth, R (1,8) 70 Tyson Gillies, L (5,8) OBP: 0.500, SLG: 2.000	K				F8			SF9		2	0	0	0	0	1	0						
29 Raul Ibanez, L (1,7) 63 Quintin Berry, L (6, PR) (6,7)	F7				G3-1			HR		3	0	1	0	0	0	0						
78 Domic Brown, L (1,9) OBP: 0.333, SLG: 0.600	K				P5			78 2B		4	0	2	2	0	1	0						
3 Ross Gload, L (1,10) OBP: 0.286, SLG: 0.667			23 3B G3-1		27 1B			SF9		4	2	2	1	0	0	1						
23 Brian Schneider, L (1,2) 73 John Suomi, L (5,2) OBP: 0.500, SLG: 0.500	G3-1				27 1B			P4		2	0	1	1	0	0	0						
					1B					2	0	1	0	0	0	0						
Inning Stats	R: 0 E: 0 K: 0 S: 3	H: 0 LOB: 1 BB: 1 P: 7	R: 0 E: 0 K: 2 S: 7	H: 0 LOB: 0 BB: 0 P: 7	R: 1 E: 0 K: 1 S: 8	H: 3 LOB: 2 BB: 0 P: 8	R: 0 E: 0 K: 0 S: 3	H: 0 LOB: 0 BB: 0 P: 3	R: 1 E: 0 K: 1 S: 8	H: 3 LOB: 2 BB: 0 P: 8	R: 2 E: 0 K: 0 S: 7	H: 4 LOB: 1 BB: 1 P: 9	R: 3 E: 0 K: 0 S: 5	H: 3 LOB: 1 BB: 1 P: 9	R: 0 E: 0 K: 1 S: 6	H: 0 LOB: 0 BB: 0 P: 6	R: 2 E: 0 K: 1 S: 7	H: 2 LOB: 1 BB: 1 P: 11	1B: 9 2B: 4 3B: 1 HR: 1	SF: 3 SAC: 0 DP: 0 HBP: 0	WP: 1 PB: 0 SB: 0 CS: 0	PA: 44
PITCHER	IP	WLS	BF	H	R	ER	SO	BB	IBB	HBP	BLK	WP	HR	S	P	ERA	WHIP					
23 Brandon Morrow, R (1,1) ERA: 4.5	2.0		7	0	0	0	2	1	0	0	0	0	0	10	14	0.00	0.500					
36 Lance Broadway, R (3,1) ERA: 4.5	2.0	W	9	3	1	1	1	0	0	0	0	0	0	11	11	4.50	1.500					
25 David Purcey, L (5,1) ERA: 13.5	2.0		12	7	3	3	1	0	0	0	0	0	1	15	15	13.50	3.500					
39 Jesse Carlson, L (7,1) ERA: 27.0	1.0		6	3	3	3	0	1	0	0	0	0	0	5	9	27.00	4.000					
44 Casey Janssen, R (8,1) ERA:	1.0		4	0	0	0	1	0	0	0	0	1	0	6	6	0.00	0.000					
49 Jeremy Accardo, R (9,1) ERA: 18.0	1.0		6	2	2	2	1	1	0	0	0	0	0	7	11	18.00	3.000					

AB	38
R	9
H	15
RBI	9
BB	3
SO	6
LOB	14



Batter	1	2	3	4	5	6	7	8	9	AB	R	H	RBI	BB	SO	LOB	BOTTOM				
19 José Bautista, R (1,9) 70 Chris Lubanski, L (4, PH) (5,9) OBP: 0.800, SLG: 1.800	HR		2 1B 26 2B G6-3		G4-3			P4		3	3	3	3	0	0	0	Philadelphia Phillies @ Toronto Blue Jays Dunedin Stadium, Dunedin, FL Fri Mar 05 2010, 1:18 PM - 4:21 PM EST Att: 5,055 - Sunny - 55 F				
2 Aaron Hill, R (1,4) 18 Mike McCoy, R (5,4) OBP: 1.000, SLG: 1.000	G4-3		10 1B 26 2B G6-3		10 1B 26 2B G5-3			K2-3		1	1	1	0	2	0	0					
26 Adam Lind, L (1,10) 21 Randy Ruiz, R (5, PH) (6,10) OBP: 0.625, SLG: 0.625	L7		10 1B 26 2B G5-3		10 1B 26 2B G5-3					2	1	0	1	1	0	2					
10 Vernon Wells, R (1,8) 7 Jeremy Reed, L (4, PR) (5,8) OBP: 0.400, SLG: 0.400	G4-3		10 1B 26 2B G6-3		10 1B 26 2B G6-3					3	0	1	1	0	0	2					
35 Lyle Overbay, L (1,3) 11 Brian Dopirak, R (5,3) OBP: 0.600, SLG: 0.667	G3-1		10 1B 26 2B G6-3		10 1B 26 2B G6-3					1	2	1	1	1	0	0					
14 John Buck, R (1,2) 13 Raul Chavez, R (5, PH) (6,2) OBP: 0.400, SLG: 0.600	P4		10 1B 26 2B G6-3		10 1B 26 2B G6-3					2	1	1	3	1	0	1					
11 Alex Gonzalez, R (1,6) 58 Ryan Goins, L (5,6)	K		10 1B 26 2B G6-3		10 1B 26 2B G6-3					1	1	0	0	1	1	2					
77 Brad Emaus, R (1,5) 40 Jesus Merchan, R (5,5) OBP: 0.667, SLG: 1.000	2B		10 1B 26 2B G6-3		10 1B 26 2B G6-3					2	1	2	1	1	0	0					
1 Joey Gathright, L (1,7) 45 Travis Snider, L (5,7) OBP: 0.250, SLG: 0.167	K		10 1B 26 2B G6-3		10 1B 26 2B G6-3					1	0	0	1	0	1	0					
										3	1	1	0	0	1	3					
Inning Stats	R: 1 E: 0 K: 0 S: 5	H: 1 LOB: 1 BB: 1 P: 9	R: 0 E: 0 K: 2 S: 8	H: 1 LOB: 0 BB: 0 P: 8	R: 1 E: 0 K: 0 S: 5	H: 2 LOB: 1 BB: 1 P: 9	R: 8 E: 2 K: 0 S: 12	H: 6 LOB: 2 BB: 3 P: 24	R: 4 E: 0 K: 1 S: 7	H: 2 LOB: 1 BB: 2 P: 16	R: 0 E: 0 K: 1 S: 6	H: 2 LOB: 2 BB: 1 P: 11	R: 0 E: 0 K: 3 S: 9	H: 0 LOB: 0 BB: 0 P: 9	R: 0 E: 0 K: 2 S: 7	H: 0 LOB: 0 BB: 0 P: 7	1B: 8 2B: 5 3B: 0 HR: 1	SF: 2 SAC: 0 DP: 0 HBP: 1	WP: 1 PB: 0 SB: 1 CS: 0	PA: 47	
PITCHER	IP	WLS	BF	H	R	ER	SO	BB	IBB	HBP	BLK	WP	HR	S	P	ERA	WHIP				
35 Cole Hamels, L (1,1) ERA: 4.5	2.0		9	2	1	1	2	1	0	0	0	0	0	13	17	4.50	1.500				
66 JC Ramirez, R (3,1) ERA: 20.25	1.1	L	10	4	4	3	0	2	0	0	0	0	0	10	18	20.25	4.500				
49 Ryan Vogelsong, R (4,1) ERA: 54.0	0.2		9	4	5	4	0	2	0	0	0	0	0	7	15	54.00	9.000				
60 Bill White, L (5,1) ERA: 36.0	1.0		8	2	4	4	1	2	0	1	0	0	0	7	16	36.00	4.000				
44 Ethen Wassermann, R (6,1) ERA:	2.0		8	2	0	0	4	1	0	0	0	1	0	15	20	0.00	1.500				
58 Antonio Bastardo, L (8,1) ERA:	1.0		3	0	0	0	2	0	0	0	0	0	0	7	7	0.00	0.000				

AB	36
R	14
H	14
RBI	14
BB	8
SO	9
LOB	17



Batter	1	2	3	4	5	6	7	8	9	10	AB	R	H	RBI	BB	SO	LOB	TOP		
31 Dewayne Wise, L OBP: 0.333, SLG: 1.000 70 Tyson Gillies, L OBP: 0.500, SLG: 1.500											3	1	1	0	0	0	0			
19 Greg Dobbs, L OBP: 0.333, SLG: 0.667											3	1	0	1	1	1	2			
26 Chase Utley, L OBP: 0.667, SLG: 0.333 72 Ozzie Chavez, S OBP: 0.333, SLG: 0.667											1	0	0	0	2	1	0			
6 Ryan Howard, L OBP: 0.222, SLG: 0.500											2	0	0	0	1	2	1			
3 Ross Gload, L OBP: 0.222, SLG: 0.500											2	0	0	0	0	0	0			
29 Raul Ibanez, L OBP: 0.667, SLG: 0.500 10 Ben Francisco, R OBP: 0.333, SLG: 0.667											3	0	1	0	0	1	2			
78 Domic Brown, L OBP: 0.500, SLG: 0.625											3	0	2	0	1	0	2			
40 John Mayberry Jr., R OBP: 0.143, SLG: 0.143 12 Cody Ransom, R OBP: 0.333, SLG: 0.667											3	0	0	0	0	1	3			
Carlos Ruiz, R OBP: 0.200, SLG: 0.400 74 Kevin Nelson, R OBP: 1.000, SLG: 1.000 21 Wilson Valdez, R OBP: 0.750, SLG: 0.667 61 Dane Sardinha, R OBP: 0.333, SLG: 0.667											3	1	1	0	0	1	0			
71 Freddy Galvis, S OBP: 0.333, SLG: 0.667											1	0	1	0	0	0	0			
Inning Stats	R: 2 E: 0 K: 0 S: 3	H: 1 LOB: 2 BB: 4 P: 19	R: 0 E: 0 K: 0 S: 3	H: 0 LOB: 0 BB: 0 P: 3	R: 0 E: 0 K: 1 S: 6	H: 1 LOB: 2 BB: 1 P: 10	R: 0 E: 0 K: 1 S: 5	H: 0 LOB: 0 BB: 0 P: 5	R: 0 E: 0 K: 2 S: 7	H: 1 LOB: 1 BB: 0 P: 10	R: 1 E: 0 K: 0 S: 5	H: 1 LOB: 1 BB: 1 P: 9	R: 0 E: 0 K: 0 S: 4	H: 1 LOB: 2 BB: 0 P: 4	R: 0 E: 0 K: 0 S: 5	H: 0 LOB: 0 BB: 0 P: 5	1B: 4 2B: 1 3B: 1 HR: 0	SF: 1 SAC: 0 DP: 1 HBP: 0	WP: 1 PB: 0 SB: 1 CS: 0	PA: 41
PITCHER	IP WLS BF H R ER SO BB IBB HBP BLK WP HR S P ERA WHIP	IP WLS BF H R ER SO BB IBB HBP BLK WP HR S P ERA WHIP	IP WLS BF H R ER SO BB IBB HBP BLK WP HR S P ERA WHIP	IP WLS BF H R ER SO BB IBB HBP BLK WP HR S P ERA WHIP	IP WLS BF H R ER SO BB IBB HBP BLK WP HR S P ERA WHIP	IP WLS BF H R ER SO BB IBB HBP BLK WP HR S P ERA WHIP	IP WLS BF H R ER SO BB IBB HBP BLK WP HR S P ERA WHIP	IP WLS BF H R ER SO BB IBB HBP BLK WP HR S P ERA WHIP	IP WLS BF H R ER SO BB IBB HBP BLK WP HR S P ERA WHIP	IP WLS BF H R ER SO BB IBB HBP BLK WP HR S P ERA WHIP	IP WLS BF H R ER SO BB IBB HBP BLK WP HR S P ERA WHIP	IP WLS BF H R ER SO BB IBB HBP BLK WP HR S P ERA WHIP	IP WLS BF H R ER SO BB IBB HBP BLK WP HR S P ERA WHIP	IP WLS BF H R ER SO BB IBB HBP BLK WP HR S P ERA WHIP	IP WLS BF H R ER SO BB IBB HBP BLK WP HR S P ERA WHIP	IP WLS BF H R ER SO BB IBB HBP BLK WP HR S P ERA WHIP	IP WLS BF H R ER SO BB IBB HBP BLK WP HR S P ERA WHIP	IP WLS BF H R ER SO BB IBB HBP BLK WP HR S P ERA WHIP	IP WLS BF H R ER SO BB IBB HBP BLK WP HR S P ERA WHIP	IP WLS BF H R ER SO BB IBB HBP BLK WP HR S P ERA WHIP

Philadelphia Phillies @ Pittsburgh Pirates
 McKechnie Field, Bradenton, FL
 Sat Mar 06 2010, 1:30 PM - 4:11 PM EST
 Att: 5,787 - Sunny - 62 F

AB	34
R	3
H	6
RBI	1
BB	6
SO	8
LOB	15



Batter	1	2	3	4	5	6	7	8	9	10	AB	R	H	RBI	BB	SO	LOB	BOTTOM		
22 Andrew McCutchen, R OBP: 0.625, SLG: 0.500 43 Gorkys Hernández, R OBP: 0.333, SLG: 0.667											2	1	2	0	1	0	0			
2 Bobby Crosby, R OBP: 0.167, SLG: 0.167 80 Brian Friday, R OBP: 0.333, SLG: 0.667											3	0	0	0	0	0	3			
6 Jeff Clement, L OBP: 0.250, SLG: 0.286 51 Steve Pearce, R OBP: 0.333, SLG: 0.667											3	1	1	1	0	1	0			
19 Ryan Church, L OBP: 0.250, SLG: 0.667 44 Brandon Moss, L OBP: 0.333, SLG: 0.667											3	1	2	2	0	0	0			
85 Lastings Milledge, R OBP: 0.250, SLG: 0.286 61 Jonathan Van Every, L OBP: 0.333, SLG: 0.667											3	0	1	0	0	1	1			
31 Jose Tabata, R OBP: 0.273, SLG: 0.125											3	0	0	0	1	1	1			
15 Andy LaRoche, R OBP: 0.125, SLG: 0.500 17 Pedro Alvarez, L OBP: 0.333, SLG: 0.667											3	0	0	0	0	3	3			
35 Jason Jaramillo, S OBP: 0.250, SLG: 0.250 67 Erik Kratz, R OBP: 0.333, SLG: 0.667											2	0	1	0	0	0	0			
5 Ramón Vázquez, L OBP: 0.375, SLG: 0.286											2	0	0	0	0	0	1			
24 Delwyn Young, S OBP: 0.375, SLG: 0.286											2	0	0	0	0	0	0			
Inning Stats	R: 3 E: 0 K: 2 S: 12	H: 4 LOB: 1 BB: 0 P: 13	R: 0 E: 0 K: 0 S: 4	H: 1 LOB: 1 BB: 0 P: 4	R: 0 E: 0 K: 1 S: 5	H: 0 LOB: 0 BB: 0 P: 5	R: 0 E: 0 K: 1 S: 6	H: 1 LOB: 1 BB: 0 P: 6	R: 0 E: 0 K: 1 S: 5	H: 0 LOB: 0 BB: 1 P: 9	R: 0 E: 0 K: 1 S: 5	H: 0 LOB: 0 BB: 0 P: 5	R: 0 E: 0 K: 0 S: 3	H: 0 LOB: 0 BB: 0 P: 3	R: 0 E: 0 K: 2 S: 7	H: 0 LOB: 0 BB: 0 P: 7	1B: 4 2B: 2 3B: 0 HR: 1	SF: 0 SAC: 0 DP: 0 HBP: 0	WP: 0 PB: 1 SB: 1 CS: 1	PA: 39
PITCHER	IP WLS BF H R ER SO BB IBB HBP BLK WP HR S P ERA WHIP	IP WLS BF H R ER SO BB IBB HBP BLK WP HR S P ERA WHIP	IP WLS BF H R ER SO BB IBB HBP BLK WP HR S P ERA WHIP	IP WLS BF H R ER SO BB IBB HBP BLK WP HR S P ERA WHIP	IP WLS BF H R ER SO BB IBB HBP BLK WP HR S P ERA WHIP	IP WLS BF H R ER SO BB IBB HBP BLK WP HR S P ERA WHIP	IP WLS BF H R ER SO BB IBB HBP BLK WP HR S P ERA WHIP	IP WLS BF H R ER SO BB IBB HBP BLK WP HR S P ERA WHIP	IP WLS BF H R ER SO BB IBB HBP BLK WP HR S P ERA WHIP	IP WLS BF H R ER SO BB IBB HBP BLK WP HR S P ERA WHIP	IP WLS BF H R ER SO BB IBB HBP BLK WP HR S P ERA WHIP	IP WLS BF H R ER SO BB IBB HBP BLK WP HR S P ERA WHIP	IP WLS BF H R ER SO BB IBB HBP BLK WP HR S P ERA WHIP	IP WLS BF H R ER SO BB IBB HBP BLK WP HR S P ERA WHIP	IP WLS BF H R ER SO BB IBB HBP BLK WP HR S P ERA WHIP	IP WLS BF H R ER SO BB IBB HBP BLK WP HR S P ERA WHIP	IP WLS BF H R ER SO BB IBB HBP BLK WP HR S P ERA WHIP	IP WLS BF H R ER SO BB IBB HBP BLK WP HR S P ERA WHIP	IP WLS BF H R ER SO BB IBB HBP BLK WP HR S P ERA WHIP	IP WLS BF H R ER SO BB IBB HBP BLK WP HR S P ERA WHIP

Philadelphia Phillies @ Pittsburgh Pirates
 McKechnie Field, Bradenton, FL
 Sat Mar 06 2010, 1:30 PM - 4:11 PM EST
 Att: 5,787 - Sunny - 62 F

AB	36
R	3
H	7
RBI	3
BB	3
SO	10
LOB	12



Batter	1	2	3	4	5	6	7	8	9	AB	R	H	RBI	BB	SO	LOB	TOP																			
11 Jimmy Rollins, S (1,6) 72 Ozzie Chavez, S (6,6) OBP: 0.231, SLG: 0.692 OBP: 0.288, SLG: 0.571										4	1	2	1	0	1	3	Philadelphia Phillies @ New York Yankees George M. Steinbrenner Field, Tampa, FL Mon Mar 08 2010, 1:12 PM - 3:54 PM EST Att: 10,426 - Sunny - 66 F livebaseballscorecards.com																			
27 Placido Polanco, R (1,5) 21 Wilson Valdez, R (7,5) OBP: 0.308, SLG: 0.308 OBP: 0.800, SLG: 0.750										4	0	1	0	0	0	0																				
26 Chase Utley, L (1,4) 62 Brian Biscock, R (5,4) OBP: 0.667, SLG: 0.590 OBP: 0.500, SLG: 0.429										3	0	2	0	0	1	0																				
6 Ryan Howard, L (1,3) 33 Andy Tracy, L (7,3) OBP: 0.231, SLG: 0.167 OBP: 0.600, SLG: 0.333										4	0	2	0	0	1	0																				
29 Raul Ibanez, L (1,7) 78 Domonic Brown, L (5,9) OBP: 0.167, SLG: 0.250 OBP: 0.471, SLG: 0.600										3	0	0	0	0	1	3																				
28 Jayson Werth, R (1,10)										3	1	0	0	1	2	2																				
10 Ben Francisco, R (1,8) 31 Dewayne Wise, L (6,8) OBP: 0.167, SLG: 0.273 OBP: 0.500, SLG: 1.000										3	1	1	1	0	1	0																				
40 John Mayberry Jr., R (1,9) OBP: 0.308, SLG: 0.615										4	1	2	2	0	0	1																				
Carlos Ruiz, R (1,2) 74 Kevin Nelson, R (6,2) OBP: 0.375, SLG: 0.333 OBP: 0.500, SLG: 0.500										1	0	0	0	2	0	0																				
Inning Stats	R: 1 E: 0 K: 1 S: 6	H: 1 LOB: 0 BB: 0 P: 6	R: 0 E: 0 K: 3 S: 9	H: 0 LOB: 0 BB: 0 P: 9	R: 0 E: 0 K: 0 S: 5	H: 3 LOB: 2 BB: 0 P: 5	R: 2 E: 0 K: 1 S: 7	H: 3 LOB: 2 BB: 2 P: 15	R: 0 E: 0 K: 1 S: 7	H: 2 LOB: 0 BB: 0 P: 7	R: 1 E: 0 K: 0 S: 4	H: 1 LOB: 0 BB: 1 P: 8	R: 0 E: 0 K: 2 S: 7	H: 0 LOB: 0 BB: 0 P: 7	R: 0 E: 0 K: 0 S: 5	H: 1 LOB: 1 BB: 0 P: 5		R: 1 E: 1 K: 1 S: 8	H: 2 LOB: 2 BB: 0 P: 8	1B: 10 2B: 1 3B: 0 HR: 2	SF: 0 SAC: 0 DP: 2 HBP: 0	WP: 0 PB: 0 CS: 2	PA: 41													
PITCHER	IP	WLS	BF	H	R	ER	SO	BB	IBB	HBP	BLK	WP	HR	S	P	ERA	WHIP	PITCHER		IP	WLS	BF	H	R	ER	SO	BB	IBB	HBP	BLK	WP	HR	S	P	ERA	WHIP
31 Javier Vazquez, R (3,1) ERA: 4.5	2.0		7	1	1	1	4	0	0	0	0	0	1	15	15	4.50	0.500	70 Zack Segovia, R (8,1) ERA: 13.5		1.1	H	8	3	1	0	0	0	0	0	0	0	9	9	0.00	2.250	
63 Jonathan Albaladejo, R (3,1) ERA: 47.25	1.0		5	3	0	0	0	0	0	0	0	0	0	5	5	0.00	3.000	81 Kevin Whelan, R (9,1) ERA: 13.5		0.2	S	2	0	0	0	1	0	0	0	0	4	4	0.00	0.000		
30 David Robertson, R (4,1) ERA: 10.3	0.2		6	3	2	2	0	2	0	0	0	0	0	4	12	27.00	7.500																			
93 Amauri Santit, R (4,1) ERA: 10.3	1.1	W	6	2	0	0	2	0	0	0	0	0	0	10	10	0.00	1.500																			
71 Christian Garcia, R (6,1) ERA: 4.5	2.0	H	7	1	1	1	2	1	0	0	0	0	1	11	15	4.50	1.000																			

Batter	1	2	3	4	5	6	7	8	9	AB	R	H	RBI	BB	SO	LOB	BOTTOM																			
11 Brett Gardner, L (1,8) 66 Reid Gorecki, R (6,8)										3	0	0	1	0	0	1	Philadelphia Phillies @ New York Yankees George M. Steinbrenner Field, Tampa, FL Mon Mar 08 2010, 1:12 PM - 3:54 PM EST Att: 10,426 - Sunny - 66 F livebaseballscorecards.com																			
36 Nick Johnson, L (1,10) 97 Damon Sublett, L (5, FR) (6,10)										2	0	0	0	1	0	0																				
25 Mark Teixeira, S (1,3) 78 David Winfree, R (6,9)										3	0	0	0	0	1	2																				
20 Jorge Posada, S (1,2) 83 Jesus Montero, R (6,2) OBP: 0.182, SLG: 0.100 OBP: 0.600, SLG: 0.750										2	2	1	0	1	0	0																				
24 Robinson Cano, L (1,4) 94 David Adams, R (5, FR) (6,4)										2	1	2	2	1	0	0																				
33 Nick Swisher, S (1,9) 99 Jose Gil, R (5, FR) (6,3)										3	0	2	3	0	0	1																				
38 Marcus Thames, R (1,7) 98 Colin Curtis, L (6,7)										3	0	0	0	0	3	5																				
77 Kevin Russo, R (1,5) OBP: 0.600, SLG: 0.750 (7,6)										3	1	2	0	1	0	0																				
19 Ramiro Pena, S (1,6) 79 Jimmy Paredes, S (7,5)										3	1	1	0	0	0	1																				
Inning Stats	R: 0 E: 0 K: 0 S: 3	H: 0 LOB: 0 BB: 0 P: 3	R: 0 E: 0 K: 1 S: 6	H: 1 LOB: 1 BB: 0 P: 6	R: 0 E: 0 K: 0 S: 3	H: 0 LOB: 0 BB: 0 P: 3	R: 2 E: 0 K: 1 S: 7	H: 2 LOB: 1 BB: 1 P: 11	R: 4 E: 0 K: 2 S: 11	H: 4 LOB: 3 BB: 2 P: 19	R: 0 E: 0 K: 1 S: 6	H: 1 LOB: 1 BB: 0 P: 6	R: 1 E: 0 K: 2 S: 9	H: 2 LOB: 1 BB: 0 P: 9	R: 0 E: 1 K: 0 S: 3	H: 0 LOB: 1 BB: 1 P: 7		1B: 5 2B: 5 3B: 0 HR: 0	SF: 0 SAC: 0 DP: 1 HBP: 0	WP: 1 PB: 0 CS: 0	PA: 38															
PITCHER	IP	WLS	BF	H	R	ER	SO	BB	IBB	HBP	BLK	WP	HR	S	P	ERA	WHIP	PITCHER		IP	WLS	BF	H	R	ER	SO	BB	IBB	HBP	BLK	WP	HR	S	P	ERA	WHIP
38 Kyle Kendrick, R (1,1) ERA: 14.73	1.2	L	14	6	6	6	2	3	0	0	0	1	0	15	27	32.40	5.400	52 Jose Contreras, R (4,1) ERA: 14.73		1.1		5	1	0	0	2	0	0	0	0	9	9	0.00	0.750		
37 Chad Durbin, R (5,1) ERA: 9.0	1.0		5	2	1	1	2	0	0	0	0	0	0	9	9	9.00	2.000	47 Scott Mathieson, R (7,1) ERA: 9.0		1.0		4	0	0	0	0	1	0	0	0	3	7	0.00	1.000		
57 David Herndon, R (8,1) ERA: 9.0	1.0		4	0	0	0	0	1	0	0	0	0	0	3	7	0.00	1.000	57 David Herndon, R (8,1) ERA: 9.0		1.0		4	0	0	0	0	1	0	0	0	3	7	0.00	1.000		

Batter	1	2	3	4	5	6	7	8	9	AB	R	H	RBI	BB	SO	LOB	TOP											
14 Austin Jackson, R OBP: 0.560, SLG: 0.650 57 Casper Wells, R OBP: 0.385, SLG: 0.833										3	0	1	0	0	0	0	Detroit Tigers @ Philadelphia Phillies Bright House Networks Field, Clearwater, FL Thu Mar 11 2010, 1:10 PM - 3:10 PM EST Att: 8,748 - Cloudy - 75 F											
18 Johnny Damon, L OBP: 0.333, SLG: 0.429 65 Kory Casto, L (9, PH)										3	0	0	0	0	1	1												
34 Clete Thomas, L OBP: 0.429, SLG: 0.632										2	0	0	0	1	0	0												
24 Miguel Cabrera, R OBP: 0.320, SLG: 0.333 33 Ryan Strieby, R OBP: 0.471, SLG: 0.786										3	0	0	0	0	0	1												
19 Jeff Larish, L OBP: 0.462, SLG: 0.417										3	0	1	0	0	0	0												
12 Gerald Laird, R OBP: 0.333, SLG: 0.857 66 Robinson Diaz, R OBP: 0.375, SLG: 0.375										2	0	0	0	1	1	1												
60 Wilkin Ramirez, R OBP: 0.313, SLG: 0.333										3	0	0	0	0	1	1												
20 Scott Sizemore, R OBP: 0.333, SLG: 0.200 25 Ryan Raburn, R OBP: 0.579, SLG: 0.583										1	0	1	0	1	0	0												
4 Adam Everett, R OBP: 0.214, SLG: 0.083 53 Audy Ciriaco, R OBP: 0.385, SLG: 0.333										2	0	0	0	0	0	2												
Inning Stats	R: 0 E: 0 K: 0 S: 3	H: 1 LOB: 0 BB: 0 P: 3	R: 0 E: 0 K: 0 S: 3	H: 1 LOB: 0 BB: 0 P: 3	R: 0 E: 0 K: 0 S: 3	H: 0 LOB: 0 BB: 0 P: 3	R: 0 E: 0 K: 1 S: 5	H: 0 LOB: 1 BB: 1 P: 9	R: 0 E: 0 K: 1 S: 4	H: 0 LOB: 0 BB: 1 P: 8	R: 0 E: 0 K: 1 S: 5	H: 0 LOB: 0 BB: 0 P: 5	R: 0 E: 0 K: 2 S: 7	H: 0 LOB: 1 BB: 1 P: 11	1B: 3 2B: 1 3B: 0 HR: 0	SF: 0 SAC: 0 DP: 5 HBP: 0		WP: 0 PB: 0 SB: 0 CS: 0	PA: 29									
PITCHER	IP	WLS	BF	H	R	ER	SO	BB	IBB	HBP	BLK	WP	HR	S	P	ERA		WHIP										
56 Joe Blanton, R ERA: 4.5	4.0	W	12	3	0	0	0	0	0	0	0	0	0	12	12	0.00		0.750										
57 David Herndon, R ERA: 4.5	1.0	H	4	0	0	0	1	1	0	0	0	0	0	5	9	0.00	1.000											
79 Joe Savery, L ERA: 9.0	2.0	H	6	0	0	0	1	2	0	0	0	0	0	6	14	0.00	1.000											
65 Yohan Flande, L ERA: 6.0	1.0		3	0	0	0	1	0	0	0	0	0	0	5	5	0.00	0.000											
47 Scott Mathieson, R ERA: 4.5	1.0		4	0	0	0	2	1	0	0	0	0	0	7	11	0.00	1.000											


Batter	1	2	3	4	5	6	7	8	9	AB	R	H	RBI	BB	SO	LOB	BOTTOM											
8 Shane Victorino, S OBP: 0.300, SLG: 0.300 70 Tyson Gillies, L OBP: 0.400, SLG: 0.857										3	0	2	0	0	0	0	Detroit Tigers @ Philadelphia Phillies Bright House Networks Field, Clearwater, FL Thu Mar 11 2010, 1:10 PM - 3:10 PM EST Att: 8,748 - Cloudy - 75 F											
27 Placido Polanco, R OBP: 0.450, SLG: 0.389 19 Greg Dobbs, L OBP: 0.385, SLG: 0.636										3	1	1	0	0	0	3												
26 Chase Utley, L OBP: 0.667, SLG: 0.545 72 Ozzie Chavez, S OBP: 0.333, SLG: 0.556										3	0	2	1	0	0	1												
6 Ryan Howard, L OBP: 0.300, SLG: 0.263 3 Ross Gload, L OBP: 0.313, SLG: 0.533										3	0	1	1	0	0	2												
28 Jayson Werth, R OBP: 0.316, SLG: 0.375 78 Domic Brown, L OBP: 0.400, SLG: 0.500										3	0	1	0	0	0	2												
29 Raul Ibanez, L OBP: 0.150, SLG: 0.350										4	1	1	1	0	2	1												
10 Ben Francisco, R ERA: 3.88 40 John Mayberry Jr., R OBP: 0.350, SLG: 0.650										3	0	0	0	0	0	1												
23 Brian Schneider, L OBP: 0.364, SLG: 0.400 24 Paul Hoover, R OBP: 0.250, SLG: 0.500										1	0	0	0	0	1	0												
71 Freddy Galvis, S OBP: 0.182, SLG: 0.182										3	1	1	1	0	0	0												
Inning Stats	R: 0 E: 0 K: 0 S: 3	H: 1 LOB: 0 BB: 0 P: 3	R: 0 E: 0 K: 1 S: 5	H: 0 LOB: 0 BB: 0 P: 5	R: 2 E: 0 K: 0 S: 7	H: 4 LOB: 2 BB: 0 P: 7	R: 0 E: 0 K: 1 S: 7	H: 1 LOB: 1 BB: 0 P: 7	R: 1 E: 0 K: 0 S: 6	H: 3 LOB: 2 BB: 0 P: 6	R: 1 E: 0 K: 0 S: 6	H: 1 LOB: 0 BB: 0 P: 9	R: 0 E: 0 K: 2 S: 7	H: 0 LOB: 0 BB: 0 P: 7	1B: 8 2B: 2 3B: 0 HR: 1	SF: 0 SAC: 0 DP: 1 HBP: 0		WP: 0 PB: 0 SB: 1 CS: 0	PA: 34									
PITCHER	IP	WLS	BF	H	R	ER	SO	BB	IBB	HBP	BLK	WP	HR	S	P	ERA		WHIP										
35 Justin Verlander, R ERA: 3.88	4.0	L	17	6	2	2	2	0	0	0	0	0	0	22	22	4.50		1.500										
36 Brad Thomas, L ERA: 2.25	1.0		6	3	1	1	0	0	0	0	0	0	0	6	6	9.00	3.000											
54 Joel Zumaya, R ERA: 9.0	1.0		4	1	1	1	0	0	0	0	0	0	1	6	9	9.00	1.000											
70 Cody Satterwhite, R ERA: 9.0	1.0		4	1	0	0	0	0	0	0	0	0	0	4	4	0.00	1.000											
59 Fu-Te Ni, L ERA: 12.27	1.0		3	0	0	0	2	0	0	0	0	0	0	7	7	0.00	0.000											


Detroit Tigers @ Philadelphia Phillies
 Bright House Networks Field, Clearwater, FL
 Thu Mar 11 2010, 1:10 PM - 3:10 PM EST
 Att: 8,748 - Cloudy - 75 F


AB 25
R 0
H 3
RBI 0
BB 4
SO 5
LOB 9


Detroit Tigers @ Philadelphia Phillies
 Bright House Networks Field, Clearwater, FL
 Thu Mar 11 2010, 1:10 PM - 3:10 PM EST
 Att: 8,748 - Cloudy - 75 F

AB 34
R 4
H 11
RBI 4
BB 0
SO 4
LOB 13

Batter	1	2	3	4	5	6	7	8	9	AB R H RBI BB SO LOB	TOP																								
											Philadelphia Phillies @ Detroit Tigers Joker Marchant Stadium, Lakeland, FL Fri Mar 12 2010, 1:05 PM EST livebaseballscorecards.com																								
										AB		0																							
										R		0																							
										H		0																							
										RBI		0																							
										BB		0																							
										SO		0																							
										LOB		0																							
																																			
Inning Stats	1B: 0	SF: 0	WP: 0	PA: 0																															
	2B: 0	SAC: 0	FB: 0																																
	3B: 0	DP: 0	SB: 0																																
	HR: 0	HBP: 0	CS: 0																																
PITCHER	IP	WLS	BF	H	R	ER	SO	BB	IBB	HBP	BLK	WP	HR	S	P	ERA	WHIP	PITCHER	IP	WLS	BF	H	R	ER	SO	BB	IBB	HBP	BLK	WP	HR	S	P	ERA	WHIP

Batter	1	2	3	4	5	6	7	8	9	AB R H RBI BB SO LOB	BOTTOM																								
											Philadelphia Phillies @ Detroit Tigers Joker Marchant Stadium, Lakeland, FL Fri Mar 12 2010, 1:05 PM EST livebaseballscorecards.com																								
										AB		0																							
										R		0																							
										H		0																							
										RBI		0																							
										BB		0																							
										SO		0																							
										LOB		0																							
																																			
Inning Stats	1B: 0	SF: 0	WP: 0	PA: 0																															
	2B: 0	SAC: 0	FB: 0																																
	3B: 0	DP: 0	SB: 0																																
	HR: 0	HBP: 0	CS: 0																																
PITCHER	IP	WLS	BF	H	R	ER	SO	BB	IBB	HBP	BLK	WP	HR	S	P	ERA	WHIP	PITCHER	IP	WLS	BF	H	R	ER	SO	BB	IBB	HBP	BLK	WP	HR	S	P	ERA	WHIP

Batter	1	2	3	4	5	6	7	8	9	AB R H RBI BB SO LOB	TOP																																		
											Philadelphia Phillies @ Tampa Bay Rays Charlotte Sports Park, Port Charlotte, FL Fri Mar 12 2010, 1:05 PM EST livebaseballscorecards.com																																		
																				AB 0 R 0 H 0 RBI 0 BB 0 SO 0 LOB 0																									
																																													
Inning Stats																				1B: 0 SF: 0 WP: 0 PA: 0 2B: 0 SAC: 0 FB: 0 3B: 0 DP: 0 SB: 0 HR: 0 HBP: 0 CS: 0																									
PITCHER										IP		WLS	BF	H	R	ER	SO	BB	IBB	HBP	BLK	WP	HR	S	P	ERA	WHIP	PITCHER	IP	WLS	BF	H	R	ER	SO	BB	IBB	HBP	BLK	WP	HR	S	P	ERA	WHIP

Batter	1	2	3	4	5	6	7	8	9	AB R H RBI BB SO LOB	BOTTOM																																		
											Philadelphia Phillies @ Tampa Bay Rays Charlotte Sports Park, Port Charlotte, FL Fri Mar 12 2010, 1:05 PM EST livebaseballscorecards.com																																		
																				AB 0 R 0 H 0 RBI 0 BB 0 SO 0 LOB 0																									
																																													
Inning Stats																				1B: 0 SF: 0 WP: 0 PA: 0 2B: 0 SAC: 0 FB: 0 3B: 0 DP: 0 SB: 0 HR: 0 HBP: 0 CS: 0																									
PITCHER										IP		WLS	BF	H	R	ER	SO	BB	IBB	HBP	BLK	WP	HR	S	P	ERA	WHIP	PITCHER	IP	WLS	BF	H	R	ER	SO	BB	IBB	HBP	BLK	WP	HR	S	P	ERA	WHIP

Batter	1	2	3	4	5	6	7	8	9	AB	R	H	RBI	BB	SO	LOB	TOP								
2 Denard Span, L OBP: 0.600, SLG: 0.538 87 Ben Revere, L OBP: 0.368, SLG: 0.579										3	0	2	0	0	0	0	Minnesota Twins @ Philadelphia Phillies Bright House Networks Field, Clearwater, FL Sat Mar 13 2010, 1:17 PM - 3:41 PM EST Att: 10,501 - Sunny - 66 F								
1 Orlando Hudson, S OBP: 0.250, SLG: 0.143 20 Matt Tolbert, S										3	0	1	0	0	0	1									
33 Justin Morneau, L OBP: 0.313, SLG: 0.689 72 Brock Peterson, R OBP: 0.364, SLG: 0.700										3	0	0	0	0	1	3									
25 Jim Thome, L OBP: 0.273, SLG: 0.111 84 Steve Singleton, L										3	0	1	1	0	1	1									
5 Michael Cuddyer, R OBP: 0.563, SLG: 0.750 11 Jacque Jones, L OBP: 0.385, SLG: 0.364										3	1	2	1	0	0	0									
44 Wilson Ramos, R OBP: 0.384, SLG: 0.545 41 Drew Butera, R OBP: 0.300, SLG: 0.222										3	0	1	1	0	1	1									
21 Delmon Young, R OBP: 0.188, SLG: 0.490 61 Rene Tosoni, L OBP: 0.200, SLG: 0.300										3	0	0	0	0	3	3									
27 J.J. Hardy, R OBP: 0.214, SLG: 0.214 12 Alexi Casilla, S OBP: 0.154, SLG: 0.231										2	0	0	0	0	0	1									
8 Nick Punto, S OBP: 0.357, SLG: 0.364 23 Brendan Harris, R OBP: 0.250, SLG: 0.273										2	0	0	0	0	1	0									
Inning Stats	R: 0 E: 0 K: 2 S: 8	H: 1 LOB: 1 BB: 0 P: 8	R: 0 E: 0 K: 1 S: 5	H: 0 LOB: 0 BB: 0 P: 5	R: 0 E: 0 K: 0 S: 3	H: 0 LOB: 0 BB: 0 P: 3	R: 0 E: 0 K: 0 S: 3	H: 0 LOB: 0 BB: 0 P: 3	R: 0 E: 0 K: 2 S: 8	H: 1 LOB: 1 BB: 0 P: 8	R: 4 E: 1 K: 2 S: 12	H: 5 LOB: 2 BB: 0 P: 12	R: 0 E: 0 K: 2 S: 7	H: 0 LOB: 0 BB: 0 P: 7	R: 0 E: 0 K: 1 S: 5	H: 0 LOB: 0 BB: 1 P: 5		R: 0 E: 0 K: 2 S: 8	H: 1 LOB: 2 BB: 1 P: 12	1B: 7 2B: 1 3B: 0 HR: 0	SF: 0 SAC: 0 DP: 0 HBP: 0	WP: 0 PB: 0 SB: 0 CS: 0	PA: 36		
PITCHER	IP	WLS	BF	H	R	ER	SO	BB	IBB	HBP	BLK	WP	HR	S	P	ERA	WHIP								
43 J.A. Happ, L ERA: 13.5	4.0		13	1	0	0	2	0	0	0	0	0	0	19	19	0.00	0.250								
37 Chad Durbin, R ERA: 9.0	1.0	B	8	5	4	3	2	0	0	0	0	0	0	8	8	0.00	1.000								
58 Antonio Bastardo, L ERA: 11.57	1.0	W	3	0	0	0	2	0	0	0	0	0	0	7	7	0.00	0.000								
46 Ryan Madson, R ERA: 11.57	1.0	H	3	0	0	0	1	0	0	0	0	0	0	5	5	0.00	0.000								
55 Danys Baez, R ERA:	1.0	S	5	1	0	0	2	1	0	0	0	0	0	8	12	0.00	2.000								

Batter	1	2	3	4	5	6	7	8	9	AB	R	H	RBI	BB	SO	LOB	BOTTOM								
11 Jimmy Rollins, S OBP: 0.304, SLG: 0.524 7 Juan Castro, R OBP: 0.375, SLG: 0.429										2	0	1	0	1	0	0	Minnesota Twins @ Philadelphia Phillies Bright House Networks Field, Clearwater, FL Sat Mar 13 2010, 1:17 PM - 3:41 PM EST Att: 10,501 - Sunny - 66 F								
27 Placido Polanco, R OBP: 0.391, SLG: 0.333 12 Cody Ransom, R OBP: 0.200, SLG: 0.800										3	1	0	0	0	0	2									
26 Chase Utley, L OBP: 0.611, SLG: 0.462 62 Brian Bocock, R OBP: 0.500, SLG: 0.400										2	0	0	0	1	0	1									
6 Ryan Howard, L OBP: 0.304, SLG: 0.273 33 Andy Tracy, L OBP: 0.500, SLG: 0.250										3	0	1	1	0	2	2									
28 Jayson Werth, R OBP: 0.273, SLG: 0.316 78 Dominic Brown, L OBP: 0.381, SLG: 0.474										3	0	0	0	0	0	4									
29 Raul Ibanez, L OBP: 0.130, SLG: 0.304 3 Ross Gload, L OBP: 0.294, SLG: 0.500										3	0	0	0	0	1	2									
8 Shane Victorino, S OBP: 0.368, SLG: 0.308 31 Dewayne Wise, L OBP: 0.286, SLG: 0.571										3	0	1	0	0	0	0									
10 Ben Francisco, R OBP: 0.316, SLG: 0.529 40 John Mayberry Jr., R OBP: 0.333, SLG: 0.619										2	1	1	1	0	0	0									
Carlos Ruiz, R OBP: 0.231, SLG: 0.200 23 Brian Schneider, L OBP: 0.417, SLG: 0.455										1	1	1	0	0	0	0									
Inning Stats	R: 0 E: 0 K: 0 S: 3	H: 0 LOB: 0 BB: 0 P: 3	R: 0 E: 0 K: 2 S: 7	H: 0 LOB: 0 BB: 0 P: 7	R: 0 E: 0 K: 1 S: 5	H: 0 LOB: 2 BB: 0 P: 13	R: 1 E: 0 K: 0 S: 6	H: 1 LOB: 0 BB: 0 P: 6	R: 1 E: 1 K: 0 S: 6	H: 2 LOB: 2 BB: 0 P: 6	R: 3 E: 0 K: 1 S: 8	H: 3 LOB: 0 BB: 0 P: 11	R: 0 E: 0 K: 2 S: 7	H: 0 LOB: 0 BB: 0 P: 7	1B: 4 2B: 0 3B: 0 HR: 2	SF: 0 SAC: 0 DP: 0 HBP: 0		WP: 0 PB: 0 SB: 0 CS: 0	PA: 33						
PITCHER	IP	WLS	BF	H	R	ER	SO	BB	IBB	HBP	BLK	WP	HR	S	P	ERA	WHIP								
48 Carl Pavano, R ERA: 3.38	3.0		9	1	1	1	1	2	0	0	0	0	1	11	19	4.50	1.500								
53 Nick Blackburn, R ERA: 1.29	1.0	H	6	2	1	1	0	0	0	0	0	0	0	6	6	9.00	2.000								
55 Clay Condrey, R ERA: 3.0	1.0	L	6	3	3	3	1	0	0	0	0	0	1	8	11	27.00	3.000								
50 Jose Mijares, L ERA: 9.0	1.0		3	0	0	0	2	0	0	0	0	0	0	7	7	0.00	0.000								

AB	35
R	4
H	8
RBI	3
BB	1
SO	12
LOB	15



AB	31
R	5
H	6
RBI	5
BB	2
SO	6
LOB	14



Batter	1	2	3	4	5	6	7	8	9	AB	R	H	RBI	BB	SO	LOB	TOP					
11 Jimmy Rollins, S (1,6) OBP: 0.308, SLG: 0.542 62 Brian Bocoock, R (6,6) OBP: 0.538, SLG: 0.455	P4			27 F9 26 1B		P2				3	1	1	0	0	0	0	Philadelphia Phillies @ Baltimore Orioles Ed Smith Stadium, Sarasota, FL Sun Mar 14 2010, 1:08 PM - 3:39 PM EDT Att: 8,092 - Sunny - 65 F					
27 Placido Polanco, R (1,5) OBP: 0.423, SLG: 0.375 19 Greg Dobbs, L (6,5) OBP: 0.357, SLG: 0.583				F9						3	0	2	0	0	0	1						
26 Chase Utley, L (1,10) OBP: 0.571, SLG: 0.438 10 Ben Francisco, R (6,PH) OBP: 0.350, SLG: 0.529	G4-6-3									3	0	1	1	0	1	2						
6 Ryan Howard, L (1,3) OBP: 0.308, SLG: 0.250 3 Ross Gload, L (7,3) OBP: 0.278, SLG: 0.471		L5								2	1	0	0	1	0	1						
28 Jayson Werth, R (1,9) OBP: 0.240, SLG: 0.273 78 Dominic Brown, L (7,9) OBP: 0.364, SLG: 0.450										3	0	0	0	0	0	2						
29 Raul Ibanez, L (1,7) OBP: 0.115, SLG: 0.269 40 John Mayberry Jr., R (7,7) OBP: 0.318, SLG: 0.591										3	0	0	0	0	1	1						
8 Shane Victorino, S (1,8) OBP: 0.313, SLG: 0.313 31 Dewayne Wise, L (7,8) OBP: 0.375, SLG: 0.625										3	1	1	0	0	0	0						
7 Juan Castro, R (1,4) OBP: 0.333, SLG: 0.364										4	0	1	0	0	1	1						
61 Dane Sardinha, R (1,2) 23 Brian Schneider, L (7,2) OBP: 0.385, SLG: 0.417										2	0	0	1	0	0	0						
Inning Stats	R: 0 E: 0 K: 0 S: 7	H: 1 LOB: 0 BB: 0 P: 11	R: 0 E: 0 K: 1 S: 7	H: 0 LOB: 0 BB: 0 P: 9	R: 0 E: 0 K: 1 S: 7	H: 0 LOB: 0 BB: 0 P: 7	R: 1 E: 0 K: 0 S: 10	H: 2 LOB: 1 BB: 0 P: 11	R: 0 E: 0 K: 1 S: 9	H: 0 LOB: 0 BB: 0 P: 14	R: 0 E: 0 K: 1 S: 12	H: 1 LOB: 1 BB: 0 P: 16	R: 2 E: 0 K: 0 S: 16	H: 3 LOB: 3 BB: 1 P: 29	R: 0 E: 0 K: 2 S: 9	H: 0 LOB: 1 BB: 1 P: 17		R: 0 E: 0 K: 0 S: 5	H: 1 LOB: 0 BB: 0 P: 6	1B: 7 2B: 2 3B: 0 HR: 0	SF: 0 SAC: 0 DP: 2 HBP: 1	WP: 1 PB: 0 SB: 0 CS: 0
PITCHER	IP WLS BF H R ER SO BB IBB HBP BLK WP HR S P ERA WHIP																					
17 Brian Matusz, L (1,1) ERA: 4.0	5.0	17	3	1	1	2	0	0	0	0	0	0	0	0	0	0	1.80	0.600				
31 Kam Mickolio, R (6,1) ERA: 2.25	1.0	4	1	0	0	1	0	0	0	0	0	0	0	0	0	0	0.00	1.000				
43 Jim Johnson, R (7,1) ERA: 7.36	0.2	7	3	2	2	0	1	0	1	0	0	0	0	0	0	0	27.00	6.000				
13 Will Ohman, L (7,1) ERA:	0.1	1	0	0	0	0	0	0	0	0	0	0	0	0	0	0	0.00	0.000				
59 Wilfredo Perez, L (8,1) ERA:	1.0	4	0	0	0	2	1	0	0	1	1	0	9	17	0.00	1.000						

AB	33
R	3
H	8
RBI	3
BB	2
SO	5
LOB	15



Batter	1	2	3	4	5	6	7	8	9	AB	R	H	RBI	BB	SO	LOB	BOTTOM			
3 Cesar Izturis, S (1,6) OBP: 0.118, SLG: 0.063 69 Pedro Florimon, S (8,6) OBP: 0.214, SLG: 0.231	G1-3									4	0	0	1	0	0	2	Philadelphia Phillies @ Baltimore Orioles Ed Smith Stadium, Sarasota, FL Sun Mar 14 2010, 1:08 PM - 3:39 PM EDT Att: 8,092 - Sunny - 65 F			
10 Adam Jones, R (1,8) OBP: 0.273, SLG: 0.500 77 Jeff Salazar, L (8,8) OBP: 0.294, SLG: 0.200										3	0	2	1	0	0	0				
21 Nick Markakis, L (1,9) OBP: 0.429, SLG: 0.782 80 Miguel Abreu, R (8,9) OBP: 0.400, SLG: 0.500	FC3-6									4	0	2	0	0	1	1				
9 Miguel Tejada, R (1,5) OBP: 0.300, SLG: 0.294 15 Justin Turner, R (8,5) OBP: 0.375, SLG: 0.875										2	0	0	0	0	0	3				
25 Garrett Atkins, R (1,3) OBP: 0.333, SLG: 0.611 70 Rhyne Hughes, L (8,3) OBP: 0.357, SLG: 1.000										3	0	0	0	0	0	2				
14 Nolan Reimold, R (1,7) 81 Matt Angle, L (6,7) OBP: 0.235, SLG: 0.133										2	0	0	0	0	0	0				
66 Josh Bell, S (1,10) OBP: 0.333, SLG: 0.692										2	1	1	0	2	0	0				
16 Chad Moeller, R (1,2) OBP: 0.333, SLG: 0.836 15 Craig Tatum, R (7,2)										3	1	1	0	0	1	1				
12 Robert Andino, R (1,4) OBP: 0.238, SLG: 0.524										3	2	2	1	0	0	0				
Inning Stats	R: 0 E: 0 K: 0 S: 10	H: 1 LOB: 2 BB: 0 P: 15	R: 0 E: 0 K: 0 S: 3	H: 0 LOB: 0 BB: 0 P: 3	R: 0 E: 0 K: 0 S: 3	H: 0 LOB: 0 BB: 0 P: 4	R: 0 E: 0 K: 0 S: 6	H: 1 LOB: 0 BB: 0 P: 9	R: 3 E: 0 K: 0 S: 12	H: 4 LOB: 2 BB: 1 P: 23	R: 0 E: 0 K: 1 S: 6	H: 1 LOB: 1 BB: 0 P: 6	R: 1 E: 0 K: 1 S: 9	H: 1 LOB: 0 BB: 0 P: 12	R: 0 E: 0 K: 3 S: 11	H: 1 LOB: 2 BB: 1 P: 17		1B: 6 2B: 3 3B: 0 HR: 0	SF: 1 SAC: 0 DP: 1 HBP: 1	WP: 2 PB: 0 SB: 1 CS: 0
PITCHER	IP WLS BF H R ER SO BB IBB HBP BLK WP HR S P ERA WHIP																			
38 Kyle Kendrick, R (1,1) ERA:	1.0	8	4	3	3	0	1	0	0	0	1	0	12	23	27.00	5.000				
53 Sergio Escalona, L (6,1) ERA: 15.0	3.0	13	3	1	1	5	1	0	0	0	0	0	26	35	3.00	1.333				

AB	31
R	4
H	9
RBI	3
BB	2
SO	5
LOB	13



Batter	1	2	3	4	5	6	7	8	9	AB	R	H	RBI	BB	SO	LOB	TOP										
11 Jimmy Rollins, S OBP: 0.276, SLG: 0.481 78 Dominic Brown, L OBP: 0.375, SLG: 0.429										3	0	0	0	0	2	1											
27 Placido Polanco, R OBP: 0.393, SLG: 0.346 12 Cody Ransom, R OBP: 0.308, SLG: 1.000										2	2	0	0	0	1	0											
26 Chase Utley, L OBP: 0.609, SLG: 0.438 21 Wilson Valdez, R OBP: 0.667, SLG: 0.727										0	0	0	0	2	0	0											
6 Ryan Howard, L OBP: 0.345, SLG: 0.296 62 Brian Bocoock, R OBP: 0.500, SLG: 0.417										3	0	2	1	0	0	1											
28 Jayson Werth, R OBP: 0.286, SLG: 0.320 31 Dewayne Wise, L OBP: 0.333, SLG: 0.556										1	1	0	0	0	0	0											
10 Ben Francisco, R OBP: 0.333, SLG: 0.450										3	0	0	0	1	0	1											
40 John Mayberry Jr., R OBP: 0.269, SLG: 0.520										3	0	0	1	0	1	0											
3 Ross Gload, L OBP: 0.227, SLG: 0.381										4	0	0	0	0	0	2											
Carlos Ruiz, R OBP: 0.313, SLG: 0.308 61 Dane Sardinha, R OBP: 0.333, SLG: 0.450										3	0	2	0	0	0	0											
Inning Stats	R: 0 E: 0 K: 2 S: 8	H: 1 LOB: 2 BB: 1 P: 12	R: 0 E: 0 K: 0 S: 3	H: 0 LOB: 0 BB: 0 P: 3	R: 0 E: 0 K: 2 S: 7	H: 0 LOB: 0 BB: 0 P: 7	R: 1 E: 0 K: 0 S: 4	H: 1 LOB: 2 BB: 2 P: 12	R: 3 E: 0 K: 0 S: 7	H: 4 LOB: 1 BB: 0 P: 8	R: 0 E: 0 K: 0 S: 4	H: 1 LOB: 0 BB: 0 P: 4	R: 1 E: 0 K: 0 S: 5	H: 1 LOB: 0 BB: 0 P: 6	R: 0 E: 0 K: 1 S: 5	H: 0 LOB: 0 BB: 1 P: 5	R: 0 E: 0 K: 2 S: 7	H: 1 LOB: 1 BB: 1 P: 11	1B: 7 2B: 1 3B: 0 HR: 1	SF: 1 SAC: 0 DP: 0 HBP: 0	WP: 0 PB: 0 SB: 1 CS: 1	PA: 39					
PITCHER	IP	WLS	BF	H	R	ER	SO	BB	IBB	HBP	BLK	WP	HR	S	P	ERA	WHIP										
57 Zach Duke, L ERA: 5.4	3.2		16	2	1	1	4	3	0	0	0	0	0	21	33	2.46	1.364										
47 Evan Meek, R ERA: 10.38	1.1	L	8	4	3	3	0	0	0	0	1	0	0	8	9	20.25	3.000										
69 Jeremy Powell, R ERA: 1.29	2.0		8	2	1	1	0	0	0	0	0	0	1	9	10	4.50	1.000										
48 Javier López, L ERA:	1.0		3	0	0	0	1	0	0	0	0	0	0	5	5	0.00	0.000										
70 Jack Taschner, L ERA:	1.0		4	1	0	0	2	1	0	0	0	0	0	7	11	0.00	2.000										

Philadelphia Phillies @ Pittsburgh Pirates
 McKechnie Field, Bradenton, FL
 Mon Mar 15 2010, 1:20 PM - 3:40 PM EDT
 Att: 5,961 - Sunny - 69 F

AB 34
 R 5
 H 9
 RBI 5
 BB 4
 SO 7
 LOB 10



Batter	1	2	3	4	5	6	7	8	9	AB	R	H	RBI	BB	SO	LOB	BOTTOM										
22 Andrew McCutchen, R OBP: 0.348, SLG: 0.333 58 John Raynor, R OBP: 0.450, SLG: 0.684										3	0	1	0	0	1	0											
3 Akinori Iwamura, L OBP: 0.316, SLG: 0.375 17 Pedro Alvarez, L OBP: 0.375, SLG: 0.545										2	0	0	0	1	1	1											
46 Garrett Jones, L OBP: 0.154, SLG: 0.480 44 Brandon Moss, L OBP: 0.200, SLG: 0.200										3	0	0	0	0	1	1											
41 Ryan Doumit, S OBP: 0.333, SLG: 0.350 35 Jason Jaramillo, S OBP: 0.200, SLG: 0.200										2	1	1	0	0	0	1											
85 Lastings Milledge, R OBP: 0.480, SLG: 0.429 31 Jose Tabata, R OBP: 0.310, SLG: 0.423										2	0	1	1	0	1	1											
6 Jeff Clement, L OBP: 0.286, SLG: 0.217 51 Steve Pearce, R OBP: 0.348, SLG: 0.444										2	0	0	0	0	1	1											
15 Andy LaRoche, R OBP: 0.200, SLG: 0.333 18 Neil Walker, S OBP: 0.583, SLG: 0.750										2	0	0	0	0	0	0											
24 Delwyn Young, S OBP: 0.444, SLG: 0.792 82 Doug Bernier, R OBP: 0.384, SLG: 1.125										1	0	1	0	1	0	0											
5 Ramón Vázquez, L OBP: 0.375, SLG: 0.375 13 Chase d'Arnaud, R OBP: 0.333, SLG: 0.444										2	0	0	0	0	1	2											
Inning Stats	R: 0 E: 0 K: 1 S: 5	H: 0 LOB: 0 BB: 0 P: 5	R: 1 E: 0 K: 0 S: 4	H: 2 LOB: 0 BB: 0 P: 4	R: 0 E: 0 K: 1 S: 5	H: 1 LOB: 0 BB: 0 P: 5	R: 0 E: 0 K: 2 S: 7	H: 0 LOB: 1 BB: 1 P: 11	R: 0 E: 0 K: 0 S: 3	H: 1 LOB: 0 BB: 0 P: 3	R: 0 E: 0 K: 0 S: 3	H: 0 LOB: 0 BB: 0 P: 3	R: 0 E: 0 K: 1 S: 5	H: 0 LOB: 0 BB: 0 P: 5	R: 0 E: 0 K: 0 S: 3	H: 0 LOB: 0 BB: 0 P: 3	1B: 3 2B: 2 3B: 0 HR: 0	SF: 0 SAC: 0 DP: 3 HBP: 0	WP: 0 PB: 0 SB: 0 CS: 0	PA: 30							
PITCHER	IP	WLS	BF	H	R	ER	SO	BB	IBB	HBP	BLK	WP	HR	S	P	ERA	WHIP										
34 Roy Halladay, R ERA:	1.1		3	1	1	0	0	2	0	0	0	0	0	6	6	0.00	0.500										
57 David Herndon, R ERA:	2.0	H	6	1	0	0	0	0	0	0	0	0	0	6	6	0.00	0.500										
37 Chad Durbin, R ERA:	1.0		3	0	0	0	1	0	0	0	0	0	0	5	5	0.00	0.000										
44 Ehren Wassermann, R ERA:	1.0		3	0	0	0	0	0	0	0	0	0	0	3	3	0.00	0.000										

Philadelphia Phillies @ Pittsburgh Pirates
 McKechnie Field, Bradenton, FL
 Mon Mar 15 2010, 1:20 PM - 3:40 PM EDT
 Att: 5,961 - Sunny - 69 F

AB 28
 R 1
 H 4
 RBI 1
 BB 2
 SO 7
 LOB 7



Batter	1	2	3	4	5	6	7	8	9	AB	R	H	RBI	BB	SO	LOB	TOP										
14 Austin Jackson, R OBP: 0.528, SLG: 0.700 26 Brennan Boesch, L OBP: 0.389, SLG: 0.533										2	0	1	0	1	0	0	Detroit Tigers @ Philadelphia Phillies Bright House Networks Field, Clearwater, FL Tue Mar 16 20:10, 1:12 PM - 3:49 PM EDT Att: 9,833 - Sunny - 59 F										
18 Johnny Damon, L OBP: 0.357, SLG: 0.480 12 Jeff Frazier, R										3	0	0	0	0	1	2											
30 Magglio Ordonez, R OBP: 0.370, SLG: 0.615 66 Robinson Diaz, R OBP: 0.385, SLG: 0.385										3	0	0	0	0	1	0											
57 Casper Wells, R OBP: 0.360, SLG: 0.682										4	0	0	0	0	2	0											
12 Gerald Laird, R OBP: 0.348, SLG: 0.667 63 Max St. Pierre, R OBP: 0.375, SLG: 0.286										2	0	0	0	1	0	0											
15 Brandon Inge, R 32 Don Kelly, L OBP: 0.360, SLG: 0.600										2	0	0	0	0	1	0											
19 Jeff Larish, L OBP: 0.524, SLG: 0.474										3	1	2	0	0	0	0											
20 Scott Sizemore, R OBP: 0.300, SLG: 0.308 53 Audy Ciriacco, R OBP: 0.366, SLG: 0.294										2	0	0	0	0	1	1											
4 Adam Everett, R OBP: 0.130, SLG: 0.048 78 Danny Worth, R										3	0	0	0	0	1	1											
										0	0	0	0	0	0	0											
Inning Stats	R: 0 E: 0 K: 0 S: 3	H: 0 LOB: 0 BB: 0 P: 3	R: 0 E: 0 K: 0 S: 3	H: 0 LOB: 0 BB: 0 P: 3	R: 1 E: 1 K: 3 S: 11	H: 2 LOB: 1 BB: 0 P: 11	R: 0 E: 0 K: 0 S: 3	H: 0 LOB: 0 BB: 0 P: 3	R: 0 E: 0 K: 1 S: 5	H: 0 LOB: 1 BB: 1 P: 5	R: 0 E: 0 K: 0 S: 3	H: 1 LOB: 2 BB: 1 P: 10	R: 0 E: 0 K: 2 S: 7	H: 0 LOB: 0 BB: 0 P: 7	R: 0 E: 0 K: 1 S: 5	H: 0 LOB: 0 BB: 0 P: 5		1B: 3 2B: 0 3B: 0 HR: 0	SF: 0 SAC: 0 DP: 0 HBP: 0	WP: 0 PB: 0 SB: 1 CS: 0	PA: 32						
PITCHER	IP	WLS	BF	H	R	ER	SO	BB	IBB	HBP	BLK	WP	HR	S	P	ERA		WHIP									
35 Cole Hamels, L ERA: 1.68	5.0	W	17	2	1	0	4	0	0	0	0	0	0	25	25	0.00	0.400										
55 Danys Baez, R ERA:	1.0		4	0	0	0	0	1	0	0	0	0	0	3	8	0.00	1.000										
76 B.J. Rosenberg, R ERA:	1.0		5	1	0	0	1	1	0	0	0	0	0	6	10	0.00	2.000										
58 Antonio Bastardo, L ERA: 9.0	1.0		3	0	0	0	2	0	0	0	0	0	0	7	7	0.00	0.000										
46 Ryan Madson, R ERA: 9.0	1.0		3	0	0	0	1	0	0	0	0	0	0	5	5	0.00	0.000										

Batter	1	2	3	4	5	6	7	8	9	AB	R	H	RBI	BB	SO	LOB	BOTTOM										
11 Jimmy Rollins, S OBP: 0.281, SLG: 0.500 62 Brian Bocoock, R OBP: 0.438, SLG: 0.357										3	1	1	0	0	1	0	Detroit Tigers @ Philadelphia Phillies Bright House Networks Field, Clearwater, FL Tue Mar 16 20:10, 1:12 PM - 3:49 PM EDT Att: 9,833 - Sunny - 59 F										
8 Shane Victorino, S OBP: 0.283, SLG: 0.263 31 Dewayne Wise, L OBP: 0.273, SLG: 0.455										3	0	0	0	0	1	1											
19 Greg Dobbs, L OBP: 0.389, SLG: 0.533										3	1	1	0	1	0	1											
6 Ryan Howard, L OBP: 0.375, SLG: 0.414 3 Ross Gload, L OBP: 0.291, SLG: 0.409										2	1	1	2	1	1	0											
29 Raul Ibanez, L OBP: 0.172, SLG: 0.321 55 Danys Baez, R 61 Dane Sardinha, R										2	1	1	0	1	0	0											
78 Domic Brown, L OBP: 0.494, SLG: 0.750										2	1	1	0	1	0	0											
7 Juan Castro, R OBP: 0.250, SLG: 0.267										4	0	0	0	0	1	6											
23 Brian Schneider, L OBP: 0.438, SLG: 0.467 76 B.J. Rosenberg, R 58 Antonio Bastardo, R 33 Andy Tracy, L OBP: 0.429, SLG: 0.200 46 Ryan Madson, L										3	0	2	0	0	1	0											
35 Cole Hamels, L 40 John Mayberry Jr., R OBP: 0.289, SLG: 0.500										2	0	0	0	0	2	1											
										1	0	0	0	1	0	1											
Inning Stats	R: 0 E: 0 K: 0 S: 3	H: 0 LOB: 0 BB: 0 P: 3	R: 1 E: 0 K: 2 S: 10	H: 1 LOB: 0 BB: 0 P: 13	R: 0 E: 0 K: 3 S: 9	H: 0 LOB: 0 BB: 0 P: 9	R: 4 E: 0 K: 1 S: 11	H: 4 LOB: 1 BB: 1 P: 19	R: 1 E: 0 K: 1 S: 7	H: 2 LOB: 3 BB: 2 P: 15	R: 0 E: 0 K: 0 S: 3	H: 1 LOB: 0 BB: 0 P: 3	R: 0 E: 0 K: 0 S: 5	H: 2 LOB: 3 BB: 1 P: 9	R: 0 E: 0 K: 1 S: 5	H: 0 LOB: 1 BB: 1 P: 9		1B: 5 2B: 2 3B: 0 HR: 3	SF: 0 SAC: 0 DP: 1 HBP: 0	WP: 0 PB: 0 SB: 0 CS: 0	PA: 38						
PITCHER	IP	WLS	BF	H	R	ER	SO	BB	IBB	HBP	BLK	WP	HR	S	P	ERA		WHIP									
35 Justin Verlander, R ERA: 6.1	3.1	L	14	3	4	4	5	1	0	0	0	0	0	12	22	13.50	4.500										
40 Phil Coke, L ERA: 7.11	1.1		10	4	2	2	2	2	0	0	0	0	0	1	1	0.00	0.000										
45 Ryan Perry, R ERA: 0.64	0.1		1	0	0	0	0	0	0	0	0	0	0	1	1	0.00	0.000										
46 Jose Valverde, R ERA:	1.0		3	1	0	0	0	0	0	0	0	0	0	3	3	0.00	1.000										
55 Daniel Schlereth, L ERA: 16.2	1.0		6	2	0	0	0	1	0	0	0	0	0	5	9	0.00	3.000										

AB	30
R	1
H	3
RBI	0
BB	2
SO	8
LOB	8



Batter	1	2	3	4	5	6	7	8	9	AB	R	H	RBI	BB	SO	LOB	TOP				
11 Brett Gardner, L (1, 8) 66 Reid Gorecki, R (7, PH) (7, 8)										3	1	2	0	0	0	0	New York Yankees @ Philadelphia Phillies Bright House Networks Field, Clearwater, FL Wed Mar 17 2010, 1:16 PM - 3:37 PM EDT Att: 10,640 - Partly Cloudy - 67 F livebaseballscorecards.com				
36 Nick Johnson, L (1, 10) 79 Jon Weber, L (7, PH) (7, 10)										2	0	1	1	0	1	1					
25 Mark Teixeira, S (1, 3) 95 Jorge Vazquez, R (7, 5) (7, 5)										4	0	1	0	0	0	2					
13 Alex Rodriguez, R (1, 5) 53 Juan Miranda, L (7, 3) (7, 3)										3	0	0	0	0	1	2					
38 Marcus Thames, R (1, 7) 73 Jamie Hoffmann, R (7, 7) (7, 7)										3	0	1	0	0	0	0					
22 Randy Winn, S (1, 9) 78 David Winfree, R (7, 9) (7, 9)										3	1	1	0	0	1	1					
17 Francisco Cervelli, R (1, 2) 12 Mike Rivera, R (8, PH) (8, 2)										3	0	3	1	0	0	0					
19 Ramiro Pena, S (1, 6) 94 Eduardo Núñez, R (7, 6) (7, 6)										3	0	0	0	0	0	4					
77 Kevin Russo, R (1, 4) 76 Reegie Corona, S (7, 4) (7, 4)										3	0	0	0	0	1	2					
Inning Stats	R: 0 E: 0 K: 2 S: 8	H: 1 LOB: 1 BB: 0 P: 8	R: 0 E: 0 K: 0 S: 4	H: 1 LOB: 1 BB: 0 P: 4	R: 0 E: 0 K: 0 S: 4	H: 1 LOB: 1 BB: 0 P: 4	R: 1 E: 0 K: 0 S: 5	H: 2 LOB: 1 BB: 0 P: 5	R: 1 E: 0 K: 1 S: 7	H: 2 LOB: 1 BB: 0 P: 7	R: 0 E: 0 K: 1 S: 5	H: 0 LOB: 0 BB: 0 P: 5	R: 0 E: 0 K: 0 S: 3	H: 0 LOB: 2 BB: 2 P: 11	R: 0 E: 0 K: 1 S: 7	H: 2 LOB: 2 BB: 0 P: 7		1B: 9 2B: 1 3B: 1 HR: 0	SF: 1 SAC: 0 DP: 0 HBP: 0	WP: 0 PB: 0 SB: 1 CS: 0	PA: 40
PITCHER	IP WLS BF H R ER SO BB IBB HBP BLK WP HR S P ERA WHIP																				
56 Joe Blanton, R (1, 1) ERA: 4.09	5.0 W 22	H 7 R 2 ER 2 SO 3	BB 0 IBB 0 HBP 0 BLK 0	WP 0 HR 0 S 28 P 28	ERA 3.60 WHIP 1.400																
52 Jose Contreras, R (6, 1) ERA: 8.1	2.0 H 8	H 2 R 0 ER 0 SO 2	BB 0 IBB 0 HBP 0 BLK 0	WP 0 HR 0 S 12 P 12	ERA 0.00 WHIP 1.000																
53 Sergio Escalona, L (8, 1) ERA: 11.25	1.0 5	H 0 R 0 ER 0 SO 0	BB 2 IBB 0 HBP 0 BLK 0	WP 0 HR 0 S 3 P 11	ERA 0.00 WHIP 2.000																
37 Chad Durbin, R (9, 1) ERA:	1.0 5	H 2 R 0 ER 0 SO 1	BB 0 IBB 0 HBP 0 BLK 0	WP 0 HR 0 S 7 P 7	ERA 0.00 WHIP 2.000																

Batter	1	2	3	4	5	6	7	8	9	AB	R	H	RBI	BB	SO	LOB	BOTTOM				
11 Jimmy Rollins, S (1, 6) 62 Brian Bocoock, R (6, 6) (6, 6)										3	2	2	0	0	0	1	New York Yankees @ Philadelphia Phillies Bright House Networks Field, Clearwater, FL Wed Mar 17 2010, 1:16 PM - 3:37 PM EDT Att: 10,640 - Partly Cloudy - 67 F livebaseballscorecards.com				
8 Shane Victorino, S (1, 8) 31 Dewayne Wise, L (6, 8) (6, 8)										3	1	1	0	0	0	1					
28 Jayson Werth, R (1, 9) 40 John Mayberry Jr., R (6, 9) (6, 9)										3	1	2	3	0	1	1					
6 Ryan Howard, L (1, 3) 21 Wilson Valdez, R (6, 4) (6, 4)										3	0	2	1	0	1	1					
10 Ben Francisco, R (1, 7) ERA:										4	0	0	0	0	2	3					
12 Cody Ransom, R (1, 5) ERA:										4	1	1	0	0	1	1					
7 Juan Castro, R (1, 4) 52 Jose Contreras, R (6, 1) 53 Sergio Escalona, L (8, 1) 29 Raul Ibanez, L (8, PH) 37 Chad Durbin, R (9, 1) Carlos Ruiz, R (1, 2) 61 Dane Sardinha, R (7, 2)										3	0	1	0	0	0	0					
56 Joe Blanton, R (1, 1) 19 Greg Dobbs, L (6, 3) (6, 3)										1	0	0	1	1	1	0					
										1	0	0	0	0	0	1					
Inning Stats	R: 1 E: 0 K: 2 S: 9	H: 2 LOB: 1 BB: 0 P: 9	R: 1 E: 0 K: 0 S: 5	H: 2 LOB: 1 BB: 0 P: 5	R: 0 E: 0 K: 1 S: 6	H: 1 LOB: 1 BB: 0 P: 6	R: 0 E: 0 K: 1 S: 5	H: 0 LOB: 1 BB: 1 P: 9	R: 3 E: 0 K: 2 S: 12	H: 4 LOB: 1 BB: 0 P: 14	R: 1 E: 0 K: 1 S: 7	H: 2 LOB: 0 BB: 0 P: 7	R: 0 E: 0 K: 1 S: 5	H: 0 LOB: 0 BB: 0 P: 5	R: 0 E: 0 K: 1 S: 5	H: 0 LOB: 1 BB: 1 P: 9		1B: 8 2B: 2 3B: 0 HR: 1	SF: 1 SAC: 1 DP: 0 HBP: 0	WP: 0 PB: 0 SB: 1 CS: 1	PA: 37
PITCHER	IP WLS BF H R ER SO BB IBB HBP BLK WP HR S P ERA WHIP																				
46 Andy Pettite, L (1, 1) 43 Damaso Marte, L (5, 1) 93 Amauri Sanit, R (5, 1) 62 Joba Chamberlain, R (6, 1) ERA: 16.2	0.0 L 4	H 4 R 3 ER 3 SO 0	BB 0 IBB 0 HBP 0 BLK 0	WP 0 HR 1 S 5 P 7	ERA - WHIP -																
	1.0 3	H 0 R 0 ER 0 SO 2	BB 0 IBB 0 HBP 0 BLK 0	WP 0 HR 0 S 7 P 7	ERA 0.00 WHIP 0.000																
	3.0 11	H 2 R 1 ER 1 SO 3	BB 1 IBB 0 HBP 0 BLK 0	WP 0 HR 0 S 17 P 21	ERA 3.00 WHIP 1.000																

Batter	1	2	3	4	5	6	7	8	9	AB	R	H	RBI	BB	SO	LOB	TOP										
12 Robert Andino, R (1,6) OBP: 0.290, SLG: 0.517 78 Blake Davis, L (8,6) OBP: 0.133, SLG: 0.133	0-0 2B		4-0 BB		0-0 SF8		0-0 G5-3		0-0 G3	2	0	1	1	1	0	2	Baltimore Orioles @ Philadelphia Phillies Bright House Networks Field, Clearwater, FL Fri Mar 19 2010, 7:13 PM - 9:42 PM EDT Att: 10,562 - Clear - 64 F livebaseballscorecards.com										
23 Ty Wigington, R (1,4) OBP: 0.259, SLG: 0.462 15 Justin Turner, R (7,4) OBP: 0.500, SLG: 0.667	0-0 L5		1-3 K		1-0 F7			0-0 1B		3	0	0	0	0	1	3											
14 Nolan Reimold, R (1,10)	0-3 K			0-0 E5		0-0 F7		0-0 P4		4	0	0	0	0	1	2											
30 Luke Scott, L (1,7) OBP: 0.393, SLG: 0.545 82 Jonny Tucker, R (7,7) OBP: 0.500, SLG: 0.476	0-3 K			0-3 K		0-0 G4-3		0-0 1B		3	0	0	0	0	2	2											
25 Garrett Atkins, R (1,3) OBP: 0.250, SLG: 0.458 58 Brandon Snyder, R (7,3) OBP: 0.412, SLG: 0.538		0-0 G5-3		0-0 G4-6-3		0-0 L7		4-0 1B		3	0	0	0	0	0	1											
2 Luis Montanez, R (1,9) OBP: 0.281, SLG: 0.375 80 Miguel Abreu, R (7,9) OBP: 0.450, SLG: 0.579	0-0 G5-3				0-0 66 1B 77 FC3-6 66 WP		0-0 G6-3	0-3 K		3	1	1	0	0	0	0											
66 Josh Bell, S (1,5) OBP: 0.346, SLG: 0.524 6 Scott Moore, L (7, PR) OBP: 0.167, SLG: 0.294	0-0 F8				1-0 77 FC3-6 77 F8 12 SF8		0-0 77 F8 16 1B	0-3 K		3	1	2	0	0	0	0											
16 Chad Moeller, R (1,2) OBP: 0.444, SLG: 0.813 72 Caleb Joseph, R (7,2) OBP: 0.200, SLG: 0.200			0-0 L5		4-0 77 FC3-6 BB		0-0 1-2 1B	0-3 K		2	0	1	0	1	0	0											
77 Jeff Salazar, L (1,8) OBP: 0.286, SLG: 0.167 81 Matt Angle, L (8,8) OBP: 0.238, SLG: 0.158			0-0 P6		0-0 FC3-6 23 S		0-0 F8	0-3 K		3	0	0	1	0	0	4											
Inning Stats	R: 0 E: 0 K: 2 S: 8	H: 1 LOB: 1 BB: 0 P: 8	R: 0 E: 0 K: 0 S: 3	H: 0 LOB: 0 BB: 0 P: 3	R: 0 E: 0 K: 1 S: 5	H: 0 LOB: 1 BB: 1 P: 10	R: 0 E: 1 K: 1 S: 5	H: 0 LOB: 0 BB: 0 P: 5	R: 2 E: 0 K: 0 S: 5	H: 2 LOB: 1 BB: 1 P: 11	R: 0 E: 0 K: 0 S: 3	H: 0 LOB: 0 BB: 0 P: 3	R: 0 E: 0 K: 0 S: 5	H: 2 LOB: 2 BB: 0 P: 5	R: 0 E: 0 K: 2 S: 9	H: 2 LOB: 3 BB: 1 P: 13		R: 0 E: 0 K: 2 S: 7	H: 0 LOB: 0 BB: 0 P: 7	1B: 6 2B: 1 3B: 0 HR: 0	SF: 1 SAC: 0 DP: 1 HBP: 0	WP: 1 PB: 0 SB: 1 CS: 0	PA: 37				
PITCHER	IP	WLS	BF	H	R	ER	SO	BB	IBB	HBP	BLK	WP	HR	S	P	ERA	WHIP										
38 Kyle Kendrick, R (1,1) ERA: 1.29	5.0	L	20	3	2	2	4	2	0	0	0	1	0	26	37	3.60	1.000										
44 Ehren Wassermann, R (7,1) ERA: 6.75	1.0		3	0	0	0	0	0	0	0	0	0	0	3	3	0.00	0.000										
55 Danys Baez, R (7,1) ERA: 6.75	1.0		5	2	0	0	0	0	0	0	0	0	0	5	5	0.00	2.000										
58 Antonio Bastardo, L (8,1) ERA: 6.75	1.0		6	2	0	0	2	1	0	0	0	0	0	9	13	0.00	3.000										
46 Ryan Madson, R (9,1) ERA: 4.5	1.0		3	0	0	0	2	0	0	0	0	0	0	7	7	0.00	0.000										

Batter	1	2	3	4	5	6	7	8	9	AB	R	H	RBI	BB	SO	LOB	BOTTOM										
11 Jimmy Rollins, S (1,6) OBP: 0.297, SLG: 0.514 12 Cody Ransom, R (6,6) OBP: 0.263, SLG: 0.737	0-0 G6-3		0-3 K			0-0 G4-3		0-0 FC5-4		2	0	0	0	0	1	0	Baltimore Orioles @ Philadelphia Phillies Bright House Networks Field, Clearwater, FL Fri Mar 19 2010, 7:13 PM - 9:42 PM EDT Att: 10,562 - Clear - 64 F livebaseballscorecards.com										
8 Shane Victorino, S (1,8) OBP: 0.250, SLG: 0.250 31 Dewayne Wise, L (6,8) OBP: 0.286, SLG: 0.429	0-0 G6-3		0-0 P3		0-0 F8		0-3 K			2	0	0	0	0	0	0											
26 Chase Utley, L (1,4) OBP: 0.560, SLG: 0.389 7 Juan Castro, R (5,4) OBP: 0.238, SLG: 0.250	0-0 G4-3			0-0 F9		0-3 K		0-0 G4-3		2	0	0	0	0	0	0											
6 Ryan Howard, L (1,3) OBP: 0.405, SLG: 0.424 21 Wilson Valdez, R (6,5) OBP: 0.533, SLG: 0.571		4-0 28 BB BB		0-3 K		0-3 K		0-3 K		1	0	0	0	1	1	0											
29 Raul Ibanez, L (1,7) OBP: 0.188, SLG: 0.300 61 Dane Sardinha, R (6,2)		0-3 K		0-3 K2-3		0-3 K		0-0 P3		2	0	0	0	0	2	1											
28 Jayson Werth, R (1,9) OBP: 0.333, SLG: 0.448 10 Ben Francisco, R (6,9) OBP: 0.310, SLG: 0.375		4-0 BB		0-0 E5		4-0 19 G3 FC4-6 BB		0-0 K		1	0	0	0	1	0	0											
19 Greg Dobbs, L (1,5) OBP: 0.304, SLG: 0.400		0-0 F9		0-0 G3		0-0 FC4-6		0-0 FC5-4		3	0	0	0	0	0	4											
23 Brian Schneider, L (1,2) 44 Ehren Wassermann, S (6,1) 55 Danys Baez, R (7,1) 58 Antonio Bastardo, R (8,1) 3 Ross Gload, L (8, PR) 46 Ryan Madson, L (8,1)		0-0 G3		0-0 L4				0-0 F7		2	0	0	0	0	0	3											
38 Kyle Kendrick, R (1,1) 40 John Mayberry Jr, R (6, PH) OBP: 0.250, SLG: 0.453			0-3 K		0-3 K		0-0 12 FC5-4 1B			1	0	0	0	0	1	0											
Inning Stats	R: 0 E: 0 K: 0 S: 3	H: 0 LOB: 0 BB: 0 P: 3	R: 0 E: 0 K: 1 S: 5	H: 0 LOB: 2 BB: 2 P: 13	R: 0 E: 0 K: 2 S: 7	H: 0 LOB: 0 BB: 0 P: 7	R: 0 E: 0 K: 2 S: 7	H: 0 LOB: 0 BB: 0 P: 7	R: 0 E: 0 K: 1 S: 6	H: 0 LOB: 1 BB: 1 P: 6	R: 0 E: 0 K: 1 S: 5	H: 0 LOB: 0 BB: 0 P: 5	R: 0 E: 0 K: 0 S: 7	H: 0 LOB: 1 BB: 1 P: 11	R: 0 E: 0 K: 1 S: 6	H: 1 LOB: 0 BB: 0 P: 6		R: 0 E: 0 K: 1 S: 5	H: 0 LOB: 0 BB: 0 P: 5	1B: 1 2B: 0 3B: 0 HR: 0	SF: 0 SAC: 0 DP: 0 HBP: 0	WP: 0 PB: 0 SB: 0 CS: 0	PA: 32				
PITCHER	IP	WLS	BF	H	R	ER	SO	BB	IBB	HBP	BLK	WP	HR	S	P	ERA	WHIP										
17 Brian Matusz, L (1,1) ERA: 2.51	5.1	W	19	0	0	0	0	2	0	0	0	0	0	29	37	0.00	0.375										
13 Will Ohman, L (6,1) ERA: 5.79	0.2	H	2	0	0	0	1	0	0	0	0	0	0	4	4	0.00	0.000										
43 Jim Johnson, R (7,1) ERA: 5.79	1.0	H	4	0	0	0	2	1	0	0	0	0	0	7	11	0.00	1.000										
45 Dennis Sarfate, R (8,1) ERA: 4.5	1.0	H	4	1	0	0	1	0	0	0	0	0	0	6	6	0.00	1.000										
56 Ross Wolf, R (9,1) ERA: 4.5	1.0	S	3	0	0	0	1	0	0	0	0	0	0	5	5	0.00	0.000										



Batter	1	2	3	4	5	6	7	8	9	AB	R	H	RBI	BB	SO	LOB	TOP				
11 Jimmy Rollins, S OBP: 0.300, SLG: 0.500 7 Juan Castro, R OBP: 0.227, SLG: 0.238	F7		G1-3			G5-3		F8		3	0	1	0	0	0	1					
8 Shane Victorino, S OBP: 0.289, SLG: 0.259 72 Ozzie Chavez, S OBP: 0.300, SLG: 0.500	G4-3					G5-3		K		3	0	1	0	0	0	1					
26 Chase Utley, L OBP: 0.333, SLG: 0.333 57 David Herndon, R OBP: 0.273, SLG: 0.321 52 Jose Contreras, R OBP: 0.318, SLG: 0.353 37 Chad Durbin, R OBP: 0.267, SLG: 0.400	G4-6-3			F7		K				3	0	0	0	0	1	2					
19 Greg Dobbs, L OBP: 0.333, SLG: 0.429 6 Ryan Howard, L OBP: 0.400, SLG: 0.444 3 Ross Gload, L OBP: 0.240, SLG: 0.375	F9							G4-3		3	0	1	0	0	0	0					
10 Ben Francisco, R OBP: 0.273, SLG: 0.321 40 John Mayberry Jr., R OBP: 0.285, SLG: 0.438	G1-3			F8						4	0	0	0	0	1	2					
12 Cody Ransom, R OBP: 0.227, SLG: 0.636 Carlos Ruiz, R OBP: 0.318, SLG: 0.353	K		L7			G5-3				3	0	1	0	0	0	0					
34 Roy Halladay, R OBP: 0.333, SLG: 0.333 31 Dewayne Wise, L OBP: 0.267, SLG: 0.400			F8			G6-3				3	0	1	0	0	0	0					
Inning Stats	R: 0 E: 0 K: 0 S: 3	H: 1 LOB: 0 BB: 0 P: 3	R: 0 E: 0 K: 1 S: 5	H: 0 LOB: 0 BB: 0 P: 5	R: 0 E: 0 K: 0 S: 4	H: 1 LOB: 1 BB: 0 P: 4	R: 0 E: 0 K: 0 S: 4	H: 1 LOB: 0 BB: 0 P: 4	R: 0 E: 0 K: 2 S: 8	H: 0 LOB: 0 BB: 0 P: 3	R: 0 E: 0 K: 1 S: 5	H: 0 LOB: 0 BB: 0 P: 5	R: 0 E: 0 K: 0 S: 4	H: 1 LOB: 1 BB: 0 P: 4	R: 0 E: 0 K: 2 S: 8	H: 1 LOB: 1 BB: 0 P: 8	1B: 4 2B: 2 3B: 0 HR: 0	SF: 0 SAC: 0 DP: 1 HBP: 0	WP: 0 PB: 0 SB: 0 CS: 0	PA: 32	
PITCHER	IP	WLS	BF	H	R	ER	SO	BB	IBB	HBP	BLK	WP	HR	S	P	ERA	WHIP				
59 Fu-Te Ni, L ERA: 5.15 49 Eddie Bonine, R ERA: 4.15 36 Brad Thomas, L ERA: 3.38 62 Enrique Gonzalez, R ERA: 3.0 45 Ryan Perry, R ERA: 7.38	3.0	W	10	2	0	0	1	0	0	0	0	0	0	12	12	0.00	0.667				
	2.1	H	9	2	0	0	1	0	0	0	0	0	0	11	11	0.00	0.857				
	1.0	H	3	0	0	0	1	0	0	0	0	0	0	5	5	0.00	0.000				
	1.2	H	6	1	0	0	1	0	0	0	0	0	0	8	8	0.00	0.600				
	1.0	S	4	1	0	0	2	0	0	0	0	0	0	8	8	0.00	1.000				

Philadelphia Phillies @ Detroit Tigers
Joker Marchant Stadium, Lakeland, FL
Sat Mar 20 2010, 1:12 PM - 3:38 PM EDT
Att: 9,672 - Sunny - 72 F

AB 32
R 0
H 6
RBI 0
BB 0
SO 6
LOB 9



Batter	1	2	3	4	5	6	7	8	9	AB	R	H	RBI	BB	SO	LOB	BOTTOM				
14 Austin Jackson, R OBP: 0.435, SLG: 0.550 Christopher White, S	G3	F9		G4-3			K			4	0	0	0	0	1	2					
34 Cleo Thomas, L OBP: 0.488, SLG: 0.588 26 Michael Rockett, R	G3			F7			K2-3			3	0	1	0	1	1	1					
9 Carlos Guillen, S OBP: 0.293, SLG: 0.351 60 Wilkin Ramirez, R OBP: 0.250, SLG: 0.261	P6	G3-1			F7		K			3	0	0	0	0	0	3					
24 Miguel Cabrera, R OBP: 0.386, SLG: 0.525 32 Don Kelly, L OBP: 0.365, SLG: 0.579	G6-3			L8			L8			3	0	1	0	0	0	1					
15 Brandon Inge, R OBP: 0.353, SLG: 0.286 36 Bryan Pounds, R				L3			G5-3			2	1	1	0	0	0	1					
19 Jeff Larish, L OBP: 0.412, SLG: 0.448				F9			G3			3	1	0	0	1	1	2					
39 Ramon Santiago, S OBP: 0.385, SLG: 0.263 64 Justin Henry, L				G4-3			K			3	1	1	2	0	1	1					
66 Robinson Diaz, R OBP: 0.350, SLG: 0.316 63 Max St. Pierre, R OBP: 0.300, SLG: 0.222	G6-3			G6-3			K			3	0	0	1	0	1	0					
27 Brent Dlugach, R OBP: 0.393, SLG: 0.750 78 Danny Worth, R				G6-3			G6-3			3	0	2	0	0	0	0					
Inning Stats	R: 0 E: 0 K: 0 S: 4	H: 1 LOB: 1 BB: 0 P: 4	R: 3 E: 0 K: 0 S: 5	H: 2 LOB: 2 BB: 2 P: 14	R: 0 E: 0 K: 0 S: 4	H: 1 LOB: 1 BB: 0 P: 4	R: 0 E: 0 K: 0 S: 4	H: 1 LOB: 0 BB: 0 P: 4	R: 0 E: 0 K: 2 S: 7	H: 0 LOB: 0 BB: 0 P: 7	R: 0 E: 0 K: 2 S: 9	H: 2 LOB: 2 BB: 0 P: 9	R: 0 E: 0 K: 2 S: 7	H: 0 LOB: 0 BB: 0 P: 7	1B: 1 2B: 6 3B: 1 HR: 0	SF: 0 SAC: 0 DP: 0 HBP: 1	WP: 0 PB: 0 SB: 0 CS: 0	PA: 35			
PITCHER	IP	WLS	BF	H	R	ER	SO	BB	IBB	HBP	BLK	WP	HR	S	P	ERA	WHIP				
34 Roy Halladay, R ERA: 2.4 57 David Herndon, R ERA: 2.4 52 Jose Contreras, R ERA: 7.04 37 Chad Durbin, R ERA: 7.04	5.0	L	24	6	3	3	0	2	0	0	0	0	0	21	30	5.40	1.600				
	1.0		3	0	0	0	2	0	0	0	0	0	0	7	7	0.00	0.000				
	1.0		5	2	0	0	2	0	0	0	0	0	0	9	9	0.00	2.000				
	1.0		3	0	0	0	2	0	0	0	0	0	0	7	7	0.00	0.000				

Philadelphia Phillies @ Detroit Tigers
Joker Marchant Stadium, Lakeland, FL
Sat Mar 20 2010, 1:12 PM - 3:38 PM EDT
Att: 9,672 - Sunny - 72 F

AB 32
R 3
H 8
RBI 3
BB 2
SO 6
LOB 13



Batter	1	2	3	4	5	6	7	8	9	AB	R	H	RBI	BB	SO	LOB	TOP		
14 Nolan Reimold, R OBP: 0.080, SLG: 0.043 18 Felix Pie, L OBP: 0.533, SLG: 1.077	K		SF7					77 1B 2 1B BB	HR	2	0	1	1	0	1	0	Baltimore Orioles @ Philadelphia Phillies Bright House Networks Field, Clearwater, FL Sun Mar 21 20:10, 3:11 PM - 5:59 PM EDT Att: 9,734 - Rain - 69 F		
10 Adam Jones, R OBP: 0.286, SLG: 0.484 77 Jeff Salazar, L OBP: 0.333, SLG: 0.214	G6-3		F8					66 G5-4-3 32 1B	BB	3	0	1	0	0	0	1			
21 Nick Markakis, L OBP: 0.324, SLG: 0.588 2 Luis Montanez, R OBP: 0.324, SLG: 0.389			K					66 G5-4-3 1B	F8	3	0	1	0	0	1	3			
9 Miguel Tejada, R OBP: 0.219, SLG: 0.207 66 Josh Bell, S OBP: 0.313, SLG: 0.444	G6-3			K				G5-4-3		3	0	0	0	0	1	1			
30 Luke Scott, L OBP: 0.353, SLG: 0.571 82 Jonny Tucker, R OBP: 0.481, SLG: 0.435		K		P3				32 CS 1B	G4-3	3	0	0	0	0	1	0			
32 Matt Wieters, S OBP: 0.333, SLG: 0.320 79 Adam Donachie, R (8, 2)		K						58 1B		4	0	2	1	0	1	1			
25 Garrett Atkins, R OBP: 0.421, SLG: 0.533	G6-3			L7				58 1B		3	0	0	0	0	1	1			
23 Ty Wigginton, R OBP: 0.303, SLG: 0.516 15 Justin Turner, R OBP: 0.440, SLG: 0.545					K			15 FC6-4 1B		3	1	1	0	0	1	0			
3 Cesar Izturis, S OBP: 0.103, SLG: 0.071 12 Robert Andino, R OBP: 0.250, SLG: 0.441			E6 14 SF7		G6-3				K	3	0	0	0	0	1	0			
Inning Stats	R: 0 E: 0 K: 1 S: 6	H: 1 LOB: 1 BB: 0 P: 6	R: 0 E: 0 K: 2 S: 7	H: 0 LOB: 0 BB: 0 P: 7	R: 1 E: 1 K: 1 S: 7	H: 1 LOB: 1 BB: 0 P: 7	R: 0 E: 0 K: 1 S: 6	H: 1 LOB: 1 BB: 0 P: 6	R: 0 E: 1 K: 0 S: 4	H: 0 LOB: 1 BB: 0 P: 4	R: 0 E: 0 K: 1 S: 5	H: 0 LOB: 0 BB: 0 P: 5	R: 3 E: 0 K: 0 S: 6	H: 4 LOB: 2 BB: 2 P: 14	R: 1 E: 0 K: 1 S: 7	H: 2 LOB: 2 BB: 1 P: 13		1B: 8 2B: 2 3B: 0 HR: 1	SF: 1 SAC: 0 DP: 1 HBP: 0
PITCHER	IP WLS BF H R ER SO BB IBB HBP BLK WP HR S P ERA WHIP																		
50 Jamie Moyer, L ERA: 1.8	(1, 1) 5.0 21 5 1 1 6 0 0 0 0 0 0 0 0 33 33 1.80 1.000																		
55 Danyes Baez, R ERA:	(6, 1) 2.0 6 0 0 0 1 0 0 0 0 0 0 0 9 9 0.00 0.000																		
59 Mike Zagurski, L ERA: 10.13 Jason Anderson, R ERA:	(8, 1) 0.2 L 7 4 3 3 0 2 0 0 0 0 0 0 1 1 40.50 9.000																		
40 Brian Gordon, R ERA: 9.0	(9, 1) 1.0 6 2 1 1 1 1 0 0 0 0 0 1 7 13 9.00 3.000																		
Batter	1	2	3	4	5	6	7	8	9	AB	R	H	RBI	BB	SO	LOB	BOTTOM		
11 Jimmy Rollins, S OBP: 0.326, SLG: 0.537 12 Cody Ransom, R OBP: 0.208, SLG: 0.583	27 E 2B		28 S 6 BB 1B	G3				F8	F9	3	0	2	0	0	0	1	Baltimore Orioles @ Philadelphia Phillies Bright House Networks Field, Clearwater, FL Sun Mar 21 20:10, 3:11 PM - 5:59 PM EDT Att: 9,734 - Rain - 69 F		
27 Placido Polanco, R OBP: 0.419, SLG: 0.414 21 Wilson Valdez, R OBP: 0.471, SLG: 0.500	E3 2-3 1B		P2					K	L9	3	0	2	0	0	0	1			
26 Chase Utley, L OBP: 0.452, SLG: 0.292 72 Ozzie Chavez, S OBP: 0.417, SLG: 0.750	K		K					F7		3	0	0	0	0	2	4			
6 Ryan Howard, L OBP: 0.395, SLG: 0.421 19 Greg Dobbs, L OBP: 0.346, SLG: 0.565	K		28 BB BB					2B	P6	2	1	1	2	0	0	1			
28 Jayson Werth, R OBP: 0.381, SLG: 0.419 55 Danyes Baez, R 59 Mike Zagurski, L Jason Anderson, L 10 Ben Francisco, R OBP: 0.294, SLG: 0.079 40 Brian Gordon, L 23 Brian Schneider, L OBP: 0.066, SLG: 0.036	F8							L5		2	0	0	0	0	0	0			
29 Raul Ibanez, L OBP: 0.200, SLG: 0.261 40 John Mayberry Jr., R OBP: 0.297, SLG: 0.424		F7	G4-3					BB	F8	2	0	0	0	1	0	3			
31 Dewayne Wise, L OBP: 0.211, SLG: 0.316		G4-3		K				K	G6-3	4	0	0	0	0	2	2			
24 Paul Hoover, R OBP: 0.250, SLG: 0.750		HR		K				K	K	4	1	1	1	0	3	2			
50 Jamie Moyer, L 3 Ross Gload, L OBP: 0.259, SLG: 0.385		G5-3						K		1	0	0	0	1	0	0			
Inning Stats	R: 0 E: 1 K: 2 S: 9	H: 2 LOB: 2 BB: 0 P: 9	R: 1 E: 0 K: 0 S: 4	H: 1 LOB: 0 BB: 0 P: 5	R: 0 E: 0 K: 1 S: 6	H: 1 LOB: 3 BB: 2 P: 14	R: 0 E: 0 K: 2 S: 7	H: 0 LOB: 1 BB: 1 P: 11	R: 0 E: 0 K: 3 S: 9	H: 0 LOB: 1 BB: 1 P: 13	R: 0 E: 0 K: 1 S: 6	H: 1 LOB: 1 BB: 0 P: 6	R: 0 E: 0 K: 1 S: 6	H: 1 LOB: 1 BB: 0 P: 6	R: 3 E: 0 K: 0 S: 7	H: 3 LOB: 0 BB: 0 P: 10		1B: 3 2B: 5 3B: 0 HR: 2	SF: 0 SAC: 0 DP: 0 HBP: 0
PITCHER	IP WLS BF H R ER SO BB IBB HBP BLK WP HR S P ERA WHIP																		
34 Kevin Millwood, R ERA: 12.86 13 Will Ohman, L ERA:	(1, 1) 5.0 23 5 1 1 6 3 0 0 0 0 0 0 9 13 0.00 1.000																		
51 Michael Gonzalez, L ERA: 3.0 43 Jim Johnson, R ERA: 4.76 76 Josh Peralta, R ERA: 9.0	(7, 1) 1.0 W 4 1 0 0 1 0 0 0 0 0 0 6 6 0.00 1.000																		
	(8, 1) 1.0 H 4 1 0 0 1 0 0 0 0 0 0 6 6 0.00 1.000																		
	(9, 1) 1.0 6 3 3 3 0 0 0 0 0 0 0 1 7 10 27.00 3.000																		

Batter	1	2	3	4	5	6	7	8	9	AB	R	H	RBI	BB	SO	LOB	TOP										
63 J.J. Furmaniak, R OBP: 0.231, SLG: 0.208 26 Joe Dillon, R OBP: 0.200, SLG: 0.167 10 Omar Luna, R (9, PR)	G6-3		G6-4-3			L9	FC4		BB	1	0	0	0	0	0	0	Tampa Bay Rays @ Philadelphia Phillies Bright House Networks Field, Clearwater, FL Tue Mar 23 2010, 1:08 PM - 3:49 PM EDT Att: 10,056 - Sunny - 61 F										
20 Matt Joyce, L OBP: 0.440, SLG: 0.619	K				P4	2B		K	P5	5	1	1	0	0	2	3											
3 Evan Longoria, R OBP: 0.317, SLG: 0.541 24 Dan Johnson, L OBP: 0.333, SLG: 0.385	G5-3			G6-3		2B		K		3	0	1	2	0	0	0											
23 Carlos Pena, L OBP: 0.189, SLG: 0.182 69 Angel Chavez, R OBP: 0.250, SLG: 0.333		K		G4-3		G4-3		G6-3		3	0	0	0	0	1	1											
5 Pat Burrell, R OBP: 0.333, SLG: 0.344 11 Rashad Eldridge, S	G6-3					BB			BB	2	0	0	0	1	1	1											
11 Justin Ruggiano, R OBP: 0.488, SLG: 0.868					F7				BB	3	0	2	0	1	0	1											
15 Reid Brignac, L OBP: 0.348, SLG: 0.429	L8				F7				BB	4	0	1	0	0	0	4											
37 Elliot Johnson, S					F9				BB	3	0	0	1	1	1	4											
61 Nevin Ashley, R OBP: 0.333, SLG: 0.333 67 Alvin Colina, R OBP: 0.077, SLG: 0.154	FC5-4					BB			BB	3	1	1	0	0	1	3											
						1B			BB	1	0	0	0	0	0	2											
Inning Stats	R: 0 E: 0 K: 1 S: 10	H: 0 LOB: 0 BB: 0 P: 13	R: 0 E: 0 K: 1 S: 10	H: 1 LOB: 1 BB: 0 P: 14	R: 0 E: 0 K: 0 S: 6	H: 0 LOB: 0 BB: 1 P: 12	R: 0 E: 0 K: 0 S: 5	H: 0 LOB: 0 BB: 0 P: 7	R: 0 E: 0 K: 0 S: 8	H: 0 LOB: 1 BB: 1 P: 14	R: 2 E: 0 K: 1 S: 10	H: 3 LOB: 1 BB: 0 P: 14	R: 0 E: 0 K: 2 S: 13	H: 1 LOB: 2 BB: 1 P: 18	R: 0 E: 0 K: 2 S: 7	H: 0 LOB: 0 BB: 0 P: 10	R: 1 E: 2 K: 0 S: 11	H: 1 LOB: 3 BB: 2 P: 21	1B: 4 2B: 2 3B: 0 HR: 0	SF: 0 SAC: 0 DP: 1 HBP: 0	WP: 0 PB: 0 CS: 0	PA: 38					
PITCHER	IP	WLS	BF	H	R	ER	SO	BB	IBB	HBP	BLK	WP	HR	S	P	ERA	WHIP										
56 Joe Blanton, R ERA: 3.86	5.1		21	4	2	2	2	2	0	0	0	0	0	45	68	3.38	1.125										
52 Jose Contreras, R ERA: 5.79	1.2		7	1	0	0	3	1	0	0	0	0	0	17	24	0.00	1.200										
37 Chad Durbin, R ERA:	2.0	W	10	1	1	0	2	2	0	0	0	0	0	18	31	0.00	1.500										

Batter	1	2	3	4	5	6	7	8	9	AB	R	H	RBI	BB	SO	LOB	BOTTOM											
11 Jimmy Rollins, S OBP: 0.340, SLG: 0.542 21 Wilson Valdez, R OBP: 0.526, SLG: 0.706	1B		G3						BB	3	0	2	0	0	0	0	Tampa Bay Rays @ Philadelphia Phillies Bright House Networks Field, Clearwater, FL Tue Mar 23 2010, 1:08 PM - 3:49 PM EDT Att: 10,056 - Sunny - 61 F											
27 Placido Polanco, R OBP: 0.421, SLG: 0.500 52 Jose Contreras, R 37 Chad Durbin, R	1B		G4-3						SH1	3	0	1	0	0	0	1												
26 Chase Utley, L OBP: 0.410, SLG: 0.258	G4-6-3									4	0	0	0	0	1	3												
6 Ryan Howard, L OBP: 0.420, SLG: 0.600 12 Cody Ransom, R OBP: 0.192, SLG: 0.538	K									3	2	2	2	0	1	1												
28 Jayson Werth, R OBP: 0.333, SLG: 0.389 40 John Mayberry Jr., R OBP: 0.297, SLG: 0.412	F8								F7	3	0	0	0	0	1	0												
8 Shane Victorino, S OBP: 0.287, SLG: 0.367 31 Dewayne Wise, L OBP: 0.238, SLG: 0.300	G3-1									3	1	1	1	0	0	0												
19 Greg Dobbs, L OBP: 0.375, SLG: 0.621									BB	4	0	2	0	0	2	0												
23 Brian Schneider, L OBP: 0.304, SLG: 0.333	G6-3								1B	3	0	0	1	0	0	1												
56 Joe Blanton, R 3 Ross Gload, L OBP: 0.233, SLG: 0.345	G4-3									2	0	0	0	0	0	0												
										1	0	0	0	0	0	0												
Inning Stats	R: 0 E: 0 K: 1 S: 11	H: 2 LOB: 1 BB: 0 P: 15	R: 0 E: 0 K: 0 S: 14	H: 1 LOB: 0 BB: 0 P: 23	R: 0 E: 0 K: 0 S: 6	H: 0 LOB: 0 BB: 0 P: 11	R: 2 E: 0 K: 3 S: 11	H: 2 LOB: 0 BB: 0 P: 19	R: 0 E: 0 K: 0 S: 8	H: 1 LOB: 1 BB: 0 P: 13	R: 1 E: 0 K: 0 S: 6	H: 1 LOB: 0 BB: 0 P: 12	R: 0 E: 0 K: 1 S: 6	H: 0 LOB: 0 BB: 0 P: 9	R: 0 E: 0 K: 0 S: 6	H: 0 LOB: 1 BB: 1 P: 12	R: 1 E: 0 K: 0 S: 6	H: 1 LOB: 1 BB: 1 P: 10	1B: 4 2B: 1 3B: 0 HR: 3	SF: 1 SAC: 1 DP: 1 HBP: 0	WP: 0 PB: 0 CS: 0	PA: 35						
PITCHER	IP	WLS	BF	H	R	ER	SO	BB	IBB	HBP	BLK	WP	HR	S	P	ERA	WHIP											
22 Matt Garza, R ERA: 3.45	5.2		23	7	3	3	4	0	0	0	0	0	0	3	54	90	4.76	1.235										
53 Joaquin Benoit, R ERA: 4.91	1.1		4	0	0	0	1	0	0	0	0	0	0	8	12	0.00	0.000											
50 Grant Balfour, R ERA: 9.82	1.2	L	8	1	1	1	0	2	0	0	0	0	0	12	22	5.40	1.800											



Batter	1	2	3	4	5	6	7	8	9	AB	R	H	RBI	BB	SO	LOB	TOP				
11 Jimmy Rollins, S OBP: 0.340, SLG: 0.529 72 Ozzie Chavez, S OBP: 0.357, SLG: 0.643	0-0 29 C1-4-6 1B		0-3 K			0-0 G3-1		0-0 G4-3		3	0	1	0	0	1	0	Philadelphia Phillies @ Atlanta Braves Champion Stadium, Lake Buena Vista, FL Wed Mar 24 2010, 1:18 PM - 4:21 PM EDT Att: 9,466 - Sunny - 68 F				
27 Placido Polanco, R OBP: 0.439, SLG: 0.538 40 John Mayberry Jr., R OBP: 0.270, SLG: 0.412	0-0 F8					0-0 29 BB 1B		4-0 BB		3	0	2	0	0	0	1					
29 Raul Ibanez, L OBP: 0.214, SLG: 0.243 10 Ben Francisco, R OBP: 0.308, SLG: 0.455	0-0 FC1-4-6 1-2					0-3 K		0-0 F9		2	0	0	0	1	1	2					
6 Ryan Howard, L OBP: 0.320, SLG: 0.563 57 David Herndon, R 55 Danyes Baez, R Michael Schwimer, R 46 Ryan Madson, L 23 Brian Schneider, L OBP: 0.333, SLG: 0.533	0-0 F8					0-3 K		0-0 G3		3	0	0	0	0	1	3					
8 Shane Victorino, S OBP: 0.273, SLG: 0.344 31 Dewayne Wise, L OBP: 0.227, SLG: 0.286		0-0 G3				4-0 BB		0-0 G4-3		2	0	0	0	1	0	0					
19 Greg Dobbs, L OBP: 0.381, SLG: 0.563	0-0 F7					0-0 F7		0-0 F8		3	0	0	0	1	0	2					
Carlos Ruiz, R OBP: 0.320, SLG: 0.316 61 Dane Sardinha, R OBP: 0.214, SLG: 0.462	0-0 G1-3					0-0 G6-3		4-0 BB		2	0	0	0	1	0	0					
7 Juan Castro, R OBP: 0.185, SLG: 0.192			0-0 G1-3			0-0 G4-3		0-0 F9		4	0	0	0	0	1	3					
43 J.A. Happ, L 96 Brad Wilkerson, L			0-3 K			0-0 G3-1		0-3 K		2	0	0	0	0	1	0					
Inning Stats	R: 0 E: 0 K: 0 S: 4	H: 1 LOB: 1 BB: 0 P: 4	R: 0 E: 0 K: 0 S: 3	H: 0 LOB: 0 BB: 0 P: 3	R: 0 E: 0 K: 2 S: 7	H: 1 LOB: 2 BB: 1 P: 12	R: 0 E: 0 K: 0 S: 3	H: 0 LOB: 0 BB: 0 P: 3	R: 0 E: 0 K: 0 S: 4	H: 1 LOB: 1 BB: 1 P: 8	R: 0 E: 0 K: 0 S: 3	H: 0 LOB: 1 BB: 1 P: 7	R: 0 E: 0 K: 1 S: 5	H: 0 LOB: 1 BB: 1 P: 9	R: 0 E: 0 K: 3 S: 10	H: 0 LOB: 2 BB: 2 P: 18		1B: 2 2B: 1 3B: 0 HR: 0	SF: 0 SAC: 0 DP: 0 HBP: 0	WP: 0 PB: 0 SB: 0 CS: 0	PA: 35
PITCHER	IP WLS BF H R ER SO BB IBB HBP BLK WP HR S P ERA WHIP	IP WLS BF H R ER SO BB IBB HBP BLK WP HR S P ERA WHIP	IP WLS BF H R ER SO BB IBB HBP BLK WP HR S P ERA WHIP	IP WLS BF H R ER SO BB IBB HBP BLK WP HR S P ERA WHIP	IP WLS BF H R ER SO BB IBB HBP BLK WP HR S P ERA WHIP	IP WLS BF H R ER SO BB IBB HBP BLK WP HR S P ERA WHIP	IP WLS BF H R ER SO BB IBB HBP BLK WP HR S P ERA WHIP	IP WLS BF H R ER SO BB IBB HBP BLK WP HR S P ERA WHIP	IP WLS BF H R ER SO BB IBB HBP BLK WP HR S P ERA WHIP	IP WLS BF H R ER SO BB IBB HBP BLK WP HR S P ERA WHIP	IP WLS BF H R ER SO BB IBB HBP BLK WP HR S P ERA WHIP	IP WLS BF H R ER SO BB IBB HBP BLK WP HR S P ERA WHIP	IP WLS BF H R ER SO BB IBB HBP BLK WP HR S P ERA WHIP	IP WLS BF H R ER SO BB IBB HBP BLK WP HR S P ERA WHIP	IP WLS BF H R ER SO BB IBB HBP BLK WP HR S P ERA WHIP	IP WLS BF H R ER SO BB IBB HBP BLK WP HR S P ERA WHIP					
15 Tim Hudson, R ERA: 1.35 40 Takashi Saito, R ERA: 9.0 37 Jo-Jo Reyes, L ERA: 3.0 72 Craig Kimbrel, R ERA:	6.0 W 22 3 0 0 4 2 0 0 0 0 0 0 29 37 0.00 0.833	1.0 4 0 0 0 0 1 0 0 0 0 0 0 3 7 0.00 1.000	1.0 4 0 0 0 1 1 0 0 0 0 0 0 5 9 0.00 1.000	1.0 5 0 0 0 3 2 0 0 0 0 0 0 10 18 0.00 2.000																	

AB	29
R	0
H	3
RBI	0
BB	6
SO	8
LOB	15



Batter	1	2	3	4	5	6	7	8	9	AB	R	H	RBI	BB	SO	LOB	BOTTOM				
53 Melky Cabrera, S OBP: 0.392, SLG: 0.400 1 Gregor Blanco, L OBP: 0.375, SLG: 0.240	0-0 3B		0-0 P6			0-0 P6		4-0 BB		3	0	1	0	0	0	0	Philadelphia Phillies @ Atlanta Braves Champion Stadium, Lake Buena Vista, FL Wed Mar 24 2010, 1:18 PM - 4:21 PM EDT Att: 9,466 - Sunny - 68 F				
14 Martin Prado, R OBP: 0.500, SLG: 0.568 40 Takashi Saito, L 70 Freddie Freeman, L OBP: 0.452, SLG: 0.444	0-3 K		0-0 1B			1-1 HR		0-0 7 1B		4	1	2	1	0	1	4					
10 Chipper Jones, S OBP: 0.528, SLG: 0.577 7 Joe Thurston, L OBP: 0.371, SLG: 0.529	0-0 G5-3		0-0 L8			4-0 25 BB		4-0 16 1B BB		2	0	0	0	2	0	2					
25 Troy Glaus, R OBP: 0.512, SLG: 0.406 37 Jo-Jo Reyes, L 7 Brooks Conrad, S OBP: 0.390, SLG: 0.441 72 Craig Kimbrel, R	0-0 F7					4-0 16 HR BB		0-3 K		2	1	0	0	2	1	2					
16 Brian McCann, L OBP: 0.571, SLG: 1.034 5 Clint Sammons, R OBP: 0.357, SLG: 0.273		1-1 HR				0-0 16 HR BB		0-1 71 1B 78 FC3		4	2	3	4	0	0	2					
19 Yunel Escobar, R OBP: 0.425, SLG: 0.611 69 Brandon Hicks, R OBP: 0.294, SLG: 0.333	0-0 G4-3		0-0 G4-3			0-0 23 G4-6-3 1B		0-0 G5-3		2	0	1	0	0	0	0					
71 Jason Heyward, L OBP: 0.568, SLG: 0.568 Adam Milligan, L	0-0 G3		0-0 F7			0-0 1 BB 23 G5-3 1B		0-0 78 E 78 FC3 1B		4	0	2	0	0	0	1					
23 Matt Diaz, R OBP: 0.375, SLG: 0.275 78 Matt Young, L OBP: 0.381, SLG: 0.316	0-0 G2-3		0-0 G4-6-3			0-0 1-2		0-0 G5-3		3	0	0	0	0	0	2					
15 Tim Hudson, R 4 Omar Infante, R OBP: 0.439, SLG: 0.432			0-3 K			0-3 K		4-0 1 BB BB		2	0	0	0	0	2	0					
Inning Stats	R: 0 E: 0 K: 1 S: 6	H: 1 LOB: 0 BB: 0 P: 6	R: 1 E: 0 K: 0 S: 5	H: 1 LOB: 0 BB: 0 P: 6	R: 0 E: 0 K: 1 S: 6	H: 1 LOB: 1 BB: 0 P: 6	R: 2 E: 0 K: 0 S: 4	H: 2 LOB: 0 BB: 1 P: 8	R: 1 E: 0 K: 1 S: 7	H: 1 LOB: 2 BB: 2 P: 16	R: 0 E: 0 K: 0 S: 4	H: 1 LOB: 3 BB: 2 P: 12	R: 2 E: 1 K: 2 S: 11	H: 2 LOB: 3 BB: 1 P: 16	R: 2 E: 0 K: 1 S: 8	H: 3 LOB: 1 BB: 0 P: 8		1B: 7 2B: 1 3B: 1 HR: 3	SF: 0 SAC: 0 DP: 1 HBP: 1	WP: 0 PB: 1 SB: 0 CS: 0	PA: 43
PITCHER	IP WLS BF H R ER SO BB IBB HBP BLK WP HR S P ERA WHIP	IP WLS BF H R ER SO BB IBB HBP BLK WP HR S P ERA WHIP	IP WLS BF H R ER SO BB IBB HBP BLK WP HR S P ERA WHIP	IP WLS BF H R ER SO BB IBB HBP BLK WP HR S P ERA WHIP	IP WLS BF H R ER SO BB IBB HBP BLK WP HR S P ERA WHIP	IP WLS BF H R ER SO BB IBB HBP BLK WP HR S P ERA WHIP	IP WLS BF H R ER SO BB IBB HBP BLK WP HR S P ERA WHIP	IP WLS BF H R ER SO BB IBB HBP BLK WP HR S P ERA WHIP	IP WLS BF H R ER SO BB IBB HBP BLK WP HR S P ERA WHIP	IP WLS BF H R ER SO BB IBB HBP BLK WP HR S P ERA WHIP	IP WLS BF H R ER SO BB IBB HBP BLK WP HR S P ERA WHIP	IP WLS BF H R ER SO BB IBB HBP BLK WP HR S P ERA WHIP	IP WLS BF H R ER SO BB IBB HBP BLK WP HR S P ERA WHIP	IP WLS BF H R ER SO BB IBB HBP BLK WP HR S P ERA WHIP	IP WLS BF H R ER SO BB IBB HBP BLK WP HR S P ERA WHIP	IP WLS BF H R ER SO BB IBB HBP BLK WP HR S P ERA WHIP					
43 J.A. Happ, L 57 David Herndon, R ERA: 55 Danyes Baez, R ERA: 1.04 Michael Schwimer, R ERA: 46 Ryan Madson, R ERA: 7.2	5.0 L 23 6 1 0 0 0 2 0 0 0 0 0 4 12 0.00 3.000	1.0 6 1 0 0 0 1 0 0 0 0 0 0 8 13 13.50 4.500	0.1 1 0 0 0 1 0 0 0 0 0 0 0 3 3 0.00 0.000	1.0 6 3 2 2 1 0 0 0 0 0 0 0 8 8 18.00 3.000																	

AB	36
R	8
H	12
RBI	7
BB	6
SO	6
LOB	21



Batter	1	2	3	4	5	6	7	8	9	AB	R	H	RBI	BB	SO	LOB	TOP				
26 Cory Sullivan, L OBP: 0.292, SLG: 0.432										5	2	1	0	0	1	6	Houston Astros @ Philadelphia Phillies Bright House Networks Field, Clearwater, FL Thu Mar 25 2010, 1:13 PM - 4:14 PM EDT Att: 7,823 - Partly Cloudy - 78 F				
3 Kazuo Matsui, S OBP: 0.391, SLG: 0.513 86 German Duran, R (7.6)										3	1	0	0	1	0	2					
9 Hunter Pence, R OBP: 0.457, SLG: 0.810										5	0	3	2	0	1	2					
4 Jason Michaels, R OBP: 0.308, SLG: 0.581 90 Collin DeLome, L (7.7)										2	0	0	2	0	0	1					
27 Geoff Blum, S OBP: 0.286, SLG: 0.381 73 Gustavo Chacin, L (7.1)										4	0	1	0	0	0	1					
87 Drew Locke, R OBP: 0.333, SLG: 0.833 56 Gary Majewski, R (9.1)										0	0	0	0	0	0	0					
77 Pedro Feliz, R OBP: 0.428, SLG: 0.579 Matt Kata, S OBP: 0.429, SLG: 1.000 (8.4)										3	0	1	0	1	0	2					
15 Jason Castro, L OBP: 0.406, SLG: 0.370 36 Kevin Cash, R OBP: 0.214, SLG: 0.308 (8.2)										2	0	0	0	1	0	2					
16 Chris Shelton, R OBP: 0.350, SLG: 0.600 (1.3)										4	1	1	3	0	0	2					
39 Brett Myers, R OBP: 0.331, SLG: 0.332 43 Chris Sampson, R (6.1)										2	0	1	0	0	0	0					
64 Drew Meyer, L OBP: 0.353, SLG: 0.487 (7.4)										0	1	0	0	1	0	0					
23 Chris Johnson, R OBP: 0.394, SLG: 0.732 (8.5)										1	0	0	0	0	1	1					
Inning Stats	R: 1 E: 0 K: 0 S: 5	H: 2 LOB: 0 BB: 0 P: 5	R: 0 E: 0 K: 0 S: 4	H: 1 LOB: 3 BB: 2 P: 12	R: 1 E: 1 K: 0 S: 6	H: 2 LOB: 2 BB: 0 P: 6	R: 0 E: 0 K: 0 S: 4	H: 0 LOB: 0 BB: 0 P: 4	R: 0 E: 0 K: 1 S: 3	H: 0 LOB: 0 BB: 0 P: 3	R: 2 E: 1 K: 0 S: 5	H: 0 LOB: 1 BB: 2 P: 13	R: 3 E: 0 K: 2 S: 10	H: 2 LOB: 1 BB: 1 P: 14	R: 0 E: 0 K: 1 S: 6	H: 1 LOB: 1 BB: 0 P: 6	1B: 6 2B: 2 3B: 0 HR: 1	SF: 2 SAC: 0 DP: 1 HBP: 0	WP: 0 PB: 0 SB: 2 CS: 0	PA: 42	
PITCHER	IP WLS BF H R ER SO BB IBB HBP BLK WP HR S P ERA WHIP	IP WLS BF H R ER SO BB IBB HBP BLK WP HR S P ERA WHIP	IP WLS BF H R ER SO BB IBB HBP BLK WP HR S P ERA WHIP	IP WLS BF H R ER SO BB IBB HBP BLK WP HR S P ERA WHIP	IP WLS BF H R ER SO BB IBB HBP BLK WP HR S P ERA WHIP	IP WLS BF H R ER SO BB IBB HBP BLK WP HR S P ERA WHIP	IP WLS BF H R ER SO BB IBB HBP BLK WP HR S P ERA WHIP	IP WLS BF H R ER SO BB IBB HBP BLK WP HR S P ERA WHIP	IP WLS BF H R ER SO BB IBB HBP BLK WP HR S P ERA WHIP	IP WLS BF H R ER SO BB IBB HBP BLK WP HR S P ERA WHIP	IP WLS BF H R ER SO BB IBB HBP BLK WP HR S P ERA WHIP	IP WLS BF H R ER SO BB IBB HBP BLK WP HR S P ERA WHIP	IP WLS BF H R ER SO BB IBB HBP BLK WP HR S P ERA WHIP	IP WLS BF H R ER SO BB IBB HBP BLK WP HR S P ERA WHIP	IP WLS BF H R ER SO BB IBB HBP BLK WP HR S P ERA WHIP	IP WLS BF H R ER SO BB IBB HBP BLK WP HR S P ERA WHIP	IP WLS BF H R ER SO BB IBB HBP BLK WP HR S P ERA WHIP	IP WLS BF H R ER SO BB IBB HBP BLK WP HR S P ERA WHIP	IP WLS BF H R ER SO BB IBB HBP BLK WP HR S P ERA WHIP	IP WLS BF H R ER SO BB IBB HBP BLK WP HR S P ERA WHIP	IP WLS BF H R ER SO BB IBB HBP BLK WP HR S P ERA WHIP

Houston Astros @ Philadelphia Phillies
 Bright House Networks Field, Clearwater, FL
 Thu Mar 25 2010, 1:13 PM - 4:14 PM EDT
 Att: 7,823 - Partly Cloudy - 78 F

AB 35
 R 7
 H 8
 RBI 7
 BB 5
 SO 4
 LOB 23



Batter	1	2	3	4	5	6	7	8	9	AB	R	H	RBI	BB	SO	LOB	BOTTOM					
8 Shane Victorino, S OBP: 0.333, SLG: 0.400 31 Dewayne Wise, L OBP: 0.208, SLG: 0.261 (5.8)										3	1	3	1	0	0	0	Houston Astros @ Philadelphia Phillies Bright House Networks Field, Clearwater, FL Thu Mar 25 2010, 1:13 PM - 4:14 PM EDT Att: 7,823 - Partly Cloudy - 78 F					
27 Placido Polanco, R OBP: 0.432, SLG: 0.512 21 Wilson Valdez, R OBP: 0.524, SLG: 0.737 (6.4)										2	1	0	0	0	2							
26 Chase Utley, L OBP: 0.429, SLG: 0.324 12 Cody Ransom, R OBP: 0.214, SLG: 0.536 (6.5)										3	0	2	1	0	0	0						
28 Jayson Werth, R OBP: 0.326, SLG: 0.359 72 Ozzie Chavez, S OBP: 0.333, SLG: 0.690 (8.4)										3	1	0	0	1	0	3						
29 Raul Ibanez, L OBP: 0.200, SLG: 0.225 52 Jose Contreras, R OBP: 0.226, SLG: 0.267 40 John Mayberry Jr., R OBP: 0.308, SLG: 0.429 (8.9)										3	0	0	1	0	0	1						
3 Ross Gload, L OBP: 0.285, SLG: 0.344 (1.3)										3	0	1	2	1	0	1						
7 Juan Castro, R OBP: 0.226, SLG: 0.267 58 Antonio Bastardo, R OBP: 0.379, SLG: 0.576 Jason Anderson, L OBP: 0.317, SLG: 0.543 (9.1)										4	0	2	0	0	0	2						
23 Brian Schneider, L OBP: 0.357, SLG: 0.400 (1.2)										4	1	2	0	0	0	2						
38 Kyle Kendrick, R (1.1)										2	0	0	0	0	1	3						
10 Ben Francisco, R OBP: 0.317, SLG: 0.543 (6.7)										2	1	1	1	0	0	2						
Inning Stats	R: 0 E: 0 K: 0 S: 4	H: 2 LOB: 1 BB: 0 P: 4	R: 0 E: 0 K: 1 S: 6	H: 1 LOB: 1 BB: 1 P: 10	R: 2 E: 0 K: 0 S: 5	H: 2 LOB: 1 BB: 0 P: 7	R: 1 E: 0 K: 0 S: 5	H: 2 LOB: 1 BB: 0 P: 6	R: 0 E: 0 K: 0 S: 3	H: 0 LOB: 0 BB: 0 P: 3	R: 0 E: 0 K: 0 S: 4	H: 2 LOB: 1 BB: 0 P: 4	R: 3 E: 0 K: 0 S: 6	H: 4 LOB: 1 BB: 1 P: 10	R: 1 E: 0 K: 1 S: 8	H: 1 LOB: 0 BB: 0 P: 10	R: 1 E: 1 K: 0 S: 4	H: 1 LOB: 1 BB: 1 P: 8	1B: 10 2B: 4 3B: 0 HR: 1	SF: 0 SAC: 0 DP: 3 HBP: 1	WP: 1 PB: 0 SB: 1 CS: 0	PA: 43
PITCHER	IP WLS BF H R ER SO BB IBB HBP BLK WP HR S P ERA WHIP	IP WLS BF H R ER SO BB IBB HBP BLK WP HR S P ERA WHIP	IP WLS BF H R ER SO BB IBB HBP BLK WP HR S P ERA WHIP	IP WLS BF H R ER SO BB IBB HBP BLK WP HR S P ERA WHIP	IP WLS BF H R ER SO BB IBB HBP BLK WP HR S P ERA WHIP	IP WLS BF H R ER SO BB IBB HBP BLK WP HR S P ERA WHIP	IP WLS BF H R ER SO BB IBB HBP BLK WP HR S P ERA WHIP	IP WLS BF H R ER SO BB IBB HBP BLK WP HR S P ERA WHIP	IP WLS BF H R ER SO BB IBB HBP BLK WP HR S P ERA WHIP	IP WLS BF H R ER SO BB IBB HBP BLK WP HR S P ERA WHIP	IP WLS BF H R ER SO BB IBB HBP BLK WP HR S P ERA WHIP	IP WLS BF H R ER SO BB IBB HBP BLK WP HR S P ERA WHIP	IP WLS BF H R ER SO BB IBB HBP BLK WP HR S P ERA WHIP	IP WLS BF H R ER SO BB IBB HBP BLK WP HR S P ERA WHIP	IP WLS BF H R ER SO BB IBB HBP BLK WP HR S P ERA WHIP	IP WLS BF H R ER SO BB IBB HBP BLK WP HR S P ERA WHIP	IP WLS BF H R ER SO BB IBB HBP BLK WP HR S P ERA WHIP	IP WLS BF H R ER SO BB IBB HBP BLK WP HR S P ERA WHIP	IP WLS BF H R ER SO BB IBB HBP BLK WP HR S P ERA WHIP	IP WLS BF H R ER SO BB IBB HBP BLK WP HR S P ERA WHIP	IP WLS BF H R ER SO BB IBB HBP BLK WP HR S P ERA WHIP	



Batter	1	2	3	4	5	6	7	8	9	AB	R	H	RBI	BB	SO	LOB	TOP								
31 Dewayne Wise, L OBP: 0.241, SLG: 0.231	F9	BB		F7			7 2B BB		F7	3	1	0	0	2	0	0	Philadelphia Phillies @ Minnesota Twins Hammond Stadium, Fort Myers, FL Sat Mar 27 2010, 1:18 PM - 4:00 PM EDT Att: 8,162 - Sunny - 76 F								
7 Juan Castro, R OBP: 0.250, SLG: 0.314	G5-3	G6-3			10 G5-4-3 1B		1-H 2B		F8	5	0	2	1	0	0	3									
10 Ben Francisco, R OBP: 0.326, SLG: 0.525	P6			40 1B 19 G4-3 1B	1-2 G5-4-3		2B		1B	5	0	2	0	0	1	2									
19 Greg Dobbs, L OBP: 0.381, SLG: 0.658		40 1B 23 1B 2B		G4-3	1-2 HR		G3-1		G3	5	2	2	1	0	0	3									
3 Ross Gload, L OBP: 0.238, SLG: 0.300	P6			K					F7	4	0	0	0	0	2	2									
40 John Mayberry Jr., R OBP: 0.349, SLG: 0.447		23 1B 21 2B 1B		2-3 1B			L8		12 BB 21 G1-2-3 1B	3	1	2	0	1	0	0									
23 Brian Schneider, L Luis Maza, R		21 2B 1B		F7			K		12 BB 1B	4	0	2	1	0	1	2									
24 Paul Hoover, R OBP: 0.250, SLG: 0.750	1-2 3-H 1B						K			0	0	0	0	0	0	0									
12 Cody Ransom, R OBP: 0.212, SLG: 0.469	F7			G5-3			K			3	0	0	0	1	1	2									
21 Wilson Valdez, R OBP: 0.444, SLG: 0.640	1-3 2-H 2B			G6-3			L4		G1-2-3	4	0	1	1	0	0	3									
Inning Stats	R: 0 E: 0 K: 0 S: 3	H: 0 LOB: 0 BB: 0 P: 3	R: 2 E: 0 K: 0 S: 7	H: 4 LOB: 3 BB: 1 P: 11	R: 0 E: 0 K: 1 S: 7	H: 2 LOB: 2 BB: 0 P: 7	R: 0 E: 0 K: 0 S: 3	H: 0 LOB: 0 BB: 0 P: 3	R: 1 E: 0 K: 1 S: 8	H: 2 LOB: 0 BB: 0 P: 11	R: 0 E: 0 K: 2 S: 7	H: 0 LOB: 0 BB: 0 P: 7	R: 1 E: 0 K: 1 S: 6	H: 1 LOB: 1 BB: 1 P: 10	R: 0 E: 0 K: 0 S: 3	H: 1 LOB: 2 BB: 2 P: 11	R: 0 E: 0 K: 0 S: 4	H: 1 LOB: 1 BB: 0 P: 4	1B: 7 2B: 3 3B: 0 HR: 1	SF: 0 SAC: 0 DP: 2 HBP: 0	WP: 0 PB: 0 SB: 0 CS: 0	PA: 40			
PITCHER	IP	WLS	BF	H	R	ER	SO	BB	IBB	HBP	BLK	WP	HR	S	P	ERA	WHIP								
53 Nick Blackburn, R ERA: 2.45	4.0		19	6	2	2	1	1	0	0	0	0	0	20	24	4.50	1.750								
50 Jose Mijares, L ERA: 5.14	1.0	4	2	1	1	1	1	0	0	0	0	0	1	8	11	9.00	2.000								
58 Mike Maroth, L ERA: 3.48	2.1	W	11	2	1	1	3	2	0	0	0	0	0	15	23	3.86	1.714								
39 Anthony Slama, R ERA: 1.23	0.2	H	2	0	0	0	0	1	0	0	0	0	0	1	5	0.00	1.500								
57 Kyle Waldrop, R ERA: 1.23	1.0		4	1	0	0	0	0	0	0	0	0	0	4	4	0.00	1.000								


AB	36
R	4
H	11
RBI	4
BB	4
SO	5
LOB	17




Batter	1	2	3	4	5	6	7	8	9	AB	R	H	RBI	BB	SO	LOB	BOTTOM								
27 J.J. Hardy, R OBP: 0.370, SLG: 0.462	G6-3		F8		7 2B 2B		1-H 3B		G6-3	4	1	2	1	0	0	0	Philadelphia Phillies @ Minnesota Twins Hammond Stadium, Fort Myers, FL Sat Mar 27 2010, 1:18 PM - 4:00 PM EDT Att: 8,162 - Sunny - 76 F								
12 Alexi Casilla, S OBP: 0.256, SLG: 0.237										1	0	0	0	0	0	2									
1 Orlando Hudson, S OBP: 0.333, SLG: 0.270				33 FC5-4 5 2B 1B	7 1B 2B					3	2	2	0	1	1	2									
90 Chris Cates, R										0	0	0	0	0	0	0									
7 Joe Mauer, L OBP: 0.500, SLG: 0.552	F8									4	0	2	2	0	0	3									
41 Drew Butera, R OBP: 0.238, SLG: 0.158				33 FC5-4 1B	1-H 2-H 2B					0	0	0	0	0	0	0									
33 Justin Morneau, L OBP: 0.263, SLG: 0.457	F8			FC5-4 5 2B 1B	G4-3					4	1	0	0	0	0	4									
72 Brock Peterson, R OBP: 0.291, SLG: 0.345										0	0	0	0	0	0	0									
5 Michael Cuddyer, R OBP: 0.593, SLG: 0.714	G6-3			1-H 3-H 2B						3	0	1	2	0	0	0									
87 Ben Revere, L OBP: 0.318, SLG: 0.442								25 WP 25 HR 1B		1	1	1	0	0	0	0									
25 Jim Thome, L OBP: 0.375, SLG: 0.636	K			F7				1-H HR		4	1	1	2	0	1	1									
16 Jason Kubel, L OBP: 0.383, SLG: 0.591	G6-3									4	0	1	0	0	0	1									
93 Mark Delenc, R										0	1	0	0	0	0	0									
21 Delmon Young, R OBP: 0.319, SLG: 0.476										2	0	1	0	1	0	0									
86 Juan Portes, R OBP: 0.419, SLG: 0.759				F8			8 CS 1B			1	1	1	1	0	0	0									
8 Nick Punto, S OBP: 0.278, SLG: 0.281						SAFE F7				3	0	0	0	0	1	2									
Matt Tolbert, S OBP: 0.286, SLG: 0.290				K			1-2 F7			1	0	0	0	0	0	2									
Inning Stats	R: 0 E: 0 K: 0 S: 4	H: 1 LOB: 1 BB: 0 P: 4	R: 0 E: 0 K: 1 S: 5	H: 0 LOB: 0 BB: 0 P: 5	R: 0 E: 0 K: 1 S: 5	H: 0 LOB: 0 BB: 0 P: 5	R: 2 E: 0 K: 0 S: 6	H: 3 LOB: 1 BB: 0 P: 6	R: 2 E: 0 K: 0 S: 5	H: 3 LOB: 1 BB: 1 P: 9	R: 0 E: 0 K: 0 S: 3	H: 0 LOB: 0 BB: 0 P: 3	R: 1 E: 0 K: 1 S: 6	H: 1 LOB: 2 BB: 1 P: 10	R: 3 E: 0 K: 0 S: 7	H: 4 LOB: 2 BB: 0 P: 8	R: 0 E: 0 K: 0 S: 4	H: 0 LOB: 0 BB: 0 P: 4	1B: 6 2B: 4 3B: 1 HR: 1	SF: 0 SAC: 0 DP: 0 HBP: 0	WP: 1 PB: 0 SB: 0 CS: 1	PA: 37			
PITCHER	IP	WLS	BF	H	R	ER	SO	BB	IBB	HBP	BLK	WP	HR	S	P	ERA	WHIP								
35 Cole Hamels, L ERA: 5.57	6.1	L	27	7	5	5	2	2	0	0	0	0	0	29	37	7.11	1.421								
55 Danny Baez, R ERA: 6.96	0.2		3	1	0	0	1	0	0	0	0	0	0	5	5	0.00	1.500								
52 Jose Contreras, R ERA: 7.15	0.2		6	4	3	3	0	0	0	0	0	1	1	6	7	40.50	6.000								
57 David Herndon, R ERA: 1.23	0.1		1	0	0	0	0	0	0	0	0	0	0	1	1	0.00	0.000								

AB	35
R	8
H	12
RBI	8
BB	2
SO	3
LOB	17



Batter	1	2	3	4	5	6	7	8	9	AB R H RBI BB SO LOB	TOP																								
											Pittsburgh Pirates @ Philadelphia Phillies Bright House Networks Field, Clearwater, FL Sun Mar 28 2010, 1:05 PM EDT livebaseballscorecards.com																								
										AB		0																							
										R		0																							
										H		0																							
										RBI		0																							
										BB		0																							
										SO		0																							
										LOB		0																							
																																			
Inning Stats	1B: 0	SF: 0	WP: 0	PA: 0																															
	2B: 0	SAC: 0	FB: 0																																
	3B: 0	DP: 0	SB: 0																																
	HR: 0	HBP: 0	CS: 0																																
PITCHER	IP	WLS	BF	H	R	ER	SO	BB	IBB	HBP	BLK	WP	HR	S	P	ERA	WHIP	PITCHER	IP	WLS	BF	H	R	ER	SO	BB	IBB	HBP	BLK	WP	HR	S	P	ERA	WHIP

Batter	1	2	3	4	5	6	7	8	9	AB R H RBI BB SO LOB	BOTTOM																								
											Pittsburgh Pirates @ Philadelphia Phillies Bright House Networks Field, Clearwater, FL Sun Mar 28 2010, 1:05 PM EDT livebaseballscorecards.com																								
										AB		0																							
										R		0																							
										H		0																							
										RBI		0																							
										BB		0																							
										SO		0																							
										LOB		0																							
																																			
Inning Stats	1B: 0	SF: 0	WP: 0	PA: 0																															
	2B: 0	SAC: 0	FB: 0																																
	3B: 0	DP: 0	SB: 0																																
	HR: 0	HBP: 0	CS: 0																																
PITCHER	IP	WLS	BF	H	R	ER	SO	BB	IBB	HBP	BLK	WP	HR	S	P	ERA	WHIP	PITCHER	IP	WLS	BF	H	R	ER	SO	BB	IBB	HBP	BLK	WP	HR	S	P	ERA	WHIP

Batter	1	2	3	4	5	6	7	8	9	AB	R	H	RBI	BB	SO	LOB	TOP			
53 Melky Cabrera, S OBP: 0.333, SLG: 0.333 90 Cory Hamlichak, L (8, 8)	L7		G6-3				G3-1										4 0 1 0 0 0 2 0 0 0 0 1 0 0			
14 Martin Prado, R OBP: 0.500, SLG: 0.532 7 Brooks Conrad, S OBP: 0.353, SLG: 0.455		BB					K		K								2 1 1 0 1 1 1 2 1 1 2 0 1 1			
16 Brian McCann, L OBP: 0.568, SLG: 0.946 22 J.C. Boscan, R OBP: 0.182, SLG: 0.182									K								2 1 0 0 1 1 2 2 0 0 0 0 1 1			
25 Troy Glaus, R OBP: 0.480, SLG: 0.375 70 Freddie Freeman, L OBP: 0.432, SLG: 0.424																	3 0 0 0 0 2 4 2 0 0 0 0 1 1			
23 Matt Diaz, R OBP: 0.410, SLG: 0.377 78 Matt Young, L OBP: 0.296, SLG: 0.240																	3 0 1 0 0 1 0 1 0 0 0 0 1 0			
4 Omar Infante, R OBP: 0.438, SLG: 0.481 7 Joe Thurston, L OBP: 0.310, SLG: 0.439																	3 0 1 1 0 0 2 1 0 0 0 0 0 0			
24 Nate McLouth, L OBP: 0.196, SLG: 0.204 Willie Cabrera, R (8, 9)																	2 0 0 0 2 0 1 0 0 0 0 0 0 0			
69 Brandon Hicks, R OBP: 0.326, SLG: 0.333																	2 0 0 1 2 1 2			
20 Eric Hinske, L OBP: 0.500, SLG: 0.579																	4 2 2 1 0 0 4			
Inning Stats	R: 0 E: 0 K: 1 S: 5	H: 0 LOB: 1 BB: 1 P: 9	R: 0 E: 0 K: 0 S: 3	H: 0 LOB: 0 BB: 0 P: 3	R: 0 E: 0 K: 0 S: 2	H: 0 LOB: 0 BB: 1 P: 6	R: 2 E: 0 K: 1 S: 7	H: 2 LOB: 3 BB: 3 P: 19	R: 0 E: 0 K: 2 S: 8	H: 1 LOB: 1 BB: 0 P: 6	R: 2 E: 0 K: 0 S: 7	H: 2 LOB: 0 BB: 0 P: 9	R: 0 E: 0 K: 2 S: 7	H: 0 LOB: 1 BB: 1 P: 11	R: 1 E: 0 K: 3 S: 10	H: 1 LOB: 3 BB: 1 P: 17	1B: 4 2B: 1 3B: 0 HR: 2	SF: 0 SAC: 0 DP: 1 HBP: 0	WP: 0 PB: 0 SB: 1 CS: 0	PA: 40
PITCHER	IP WLS BF H R ER SO BB IBB HBP BLK WP HR S P ERA WHIP																			
43 J.A. Happ, L ERA: 3.31	(1, 1) 5.0 22 3 2 2 4 5 0 0 0 0 0 0 25 45 3.60 1.600																			
37 Chad Durbin, R ERA: 1.74	(6, 1) 1.2 8 3 2 2 1 0 0 0 0 0 0 1 12 14 10.80 1.800																			
58 Antonio Bastardo, L ERA: 6.75	(7, 1) 1.0 3 0 0 0 1 0 0 0 0 0 0 0 5 5 0.00 0.000																			
33 Chance Chapman, R ERA:	(8, 1) 0.1 2 0 0 0 1 1 0 0 0 0 0 0 3 7 0.00 3.000																			
46 Ryan Madson, R ERA: 6.43	(9, 1) 1.0 L 5 1 1 1 3 1 0 0 0 0 0 1 10 17 9.00 2.000																			

Atlanta Braves @ Philadelphia Phillies
Bright House Networks Field, Clearwater, FL
Mon Mar 29 2010, 2:14 PM - 4:04 PM EDT
Att: 9,068 - Partly Cloudy - 64 F

AB 33
R 5
H 7
RBI 5
BB 7
SO 10
LOB 21



Batter	1	2	3	4	5	6	7	8	9	AB	R	H	RBI	BB	SO	LOB	BOTTOM			
11 Jimmy Rollins, S OBP: 0.333, SLG: 0.509 7 Juan Castro, R OBP: 0.243, SLG: 0.306	G4-3		G5-3				F8		K								4 1 1 0 0 0 0 1 0 0 0 0 1 2			
27 Placido Polanco, R OBP: 0.442, SLG: 0.531 12 Cody Ransom, R OBP: 0.235, SLG: 0.469																	4 1 2 0 0 1 0 0 0 0 0 1 0 0			
26 Chase Utley, L OBP: 0.400, SLG: 0.293 31 Dewayne Wise, L OBP: 0.233, SLG: 0.222																	3 1 0 0 1 0 1 1 0 0 0 0 0 3			
6 Ryan Howard, L OBP: 0.426, SLG: 0.566 19 Greg Dobbs, L OBP: 0.391, SLG: 0.658																	2 0 1 1 2 0 0 0 0 0 0 0 0 0			
28 Jayson Werth, R OBP: 0.278, SLG: 0.298																	4 0 0 0 0 2 6			
8 Shane Victorino, S OBP: 0.341, SLG: 0.442 21 Wilson Valdez, R OBP: 0.444, SLG: 0.640																	4 1 1 1 0 0 3 0 0 0 0 0 0 0			
10 Ben Francisco, R OBP: 0.360, SLG: 0.558																	3 0 2 2 1 0 0			
Carlos Ruiz, R OBP: 0.273, SLG: 0.231																	4 0 0 0 0 1 4			
3 Ross Gload, L OBP: 0.239, SLG: 0.318																	4 0 1 0 0 2 1			
Inning Stats	R: 0 E: 0 K: 1 S: 6	H: 1 LOB: 2 BB: 1 P: 10	R: 1 E: 1 K: 1 S: 6	H: 2 LOB: 1 BB: 0 P: 6	R: 0 E: 0 K: 0 S: 3	H: 0 LOB: 0 BB: 0 P: 3	R: 0 E: 0 K: 0 S: 3	H: 0 LOB: 0 BB: 0 P: 3	R: 0 E: 0 K: 1 S: 8	H: 0 LOB: 0 BB: 2 P: 17	R: 3 E: 0 K: 2 S: 7	H: 3 LOB: 0 BB: 0 P: 7	R: 0 E: 0 K: 0 S: 4	H: 1 LOB: 1 BB: 0 P: 4	R: 0 E: 0 K: 2 S: 8	H: 1 LOB: 3 BB: 2 P: 16	1B: 4 2B: 5 3B: 0 HR: 0	SF: 0 SAC: 0 DP: 1 HBP: 0	WP: 0 PB: 1 SB: 1 CS: 1	PA: 39
PITCHER	IP WLS BF H R ER SO BB IBB HBP BLK WP HR S P ERA WHIP																			
54 Kris Medlen, R ERA: 1.38	(1, 1) 2.0 6 0 0 0 0 1 0 0 0 0 0 0 6 6 0.00 0.000																			
37 Jo-Jo Reyes, L ERA: 2.65	(3, 1) 1.0 H 3 0 0 0 0 0 0 0 0 0 0 0 3 3 0.00 0.000																			
43 Jesse Chavez, R ERA: 15.75	(5, 1) 0.2 B 7 3 3 3 1 2 0 0 0 0 0 0 7 15 40.50 7.500																			
68 Jonny Venters, L ERA: 6.0	(6, 1) 0.1 1 0 0 0 0 0 0 0 0 0 0 0 1 2 0.00 0.000																			
91 Cory Gearrin, R ERA:	(6, 1) 1.0 S 6 1 0 0 2 2 0 0 0 0 0 0 8 16 0.00 3.000																			

Atlanta Braves @ Philadelphia Phillies
Bright House Networks Field, Clearwater, FL
Mon Mar 29 2010, 2:14 PM - 4:04 PM EDT
Att: 9,068 - Partly Cloudy - 64 F

AB 34
R 4
H 8
RBI 4
BB 5
SO 7
LOB 20



Batter	1	2	3	4	5	6	7	8	9	AB	R	H	RBI	BB	SO	LOB	TOP										
11 Jimmy Rollins, S OBP: 0.313, SLG: 0.475	F8	K			K	G3-1			K	4	0	0	0	0	2	5	Philadelphia Phillies @ Houston Astros Osceola County Stadium, Kissimmee, FL Tue Mar 30 2010, 1:11 PM - 4:02 PM EDT Att: 4,355 - Sunny - 66 F										
21 Wilson Valdez, R OBP: 0.429, SLG: 0.615										1	0	0	0	0	1	0											
27 Placido Polanco, R OBP: 0.411, SLG: 0.491	G5-3		G1-4-3		F7					4	0	0	0	0	1	0											
12 Cody Ransom, R OBP: 0.257, SLG: 0.515										1	0	1	0	0	0	0											
26 Chase Utley, L OBP: 0.400, SLG: 0.304	K				1B					5	0	2	0	0	2	1											
6 Ryan Howard, L OBP: 0.400, SLG: 0.526		K	F8		F8					4	0	0	0	0	2	2											
28 Javson Werth, R OBP: 0.298, SLG: 0.327										2	1	1	0	0	1	1											
10 Ben Francisco, R OBP: 0.373, SLG: 0.588		HBP				2B				1	0	1	0	0	0	0											
29 Raul Ibanez, L OBP: 0.284, SLG: 0.227					K					3	1	1	1	1	1	1											
8 Shane Victorino, S OBP: 0.333, SLG: 0.413					F8					3	0	0	0	1	1	2											
23 Brian Schneider, L OBP: 0.389, SLG: 0.455										4	0	2	0	0	1	4											
38 Kyle Kendrick, R OBP: 0.296, SLG: 0.350										1	0	1	1	0	0	0											
58 Antonio Bastardo, R ERA: 6.23										0	0	0	0	0	0	0											
55 Danyes Baez, R ERA: 0.84										1	0	0	0	0	1	1											
52 Jose Contreras, R ERA: 9.0										0	0	0	0	0	0	0											
57 David Herndon, R ERA: 0.77										0	0	0	0	0	0	0											
31 Dewayne Wise, L ERA: 0.28										1	0	0	0	0	1	0											
Inning Stats	R: 0 E: 0 K: 1 S: 5	H: 0 LOB: 0 BB: 0 P: 5	R: 2 E: 0 K: 2 S: 10	H: 3 LOB: 2 BB: 0 P: 12	R: 0 E: 0 K: 1 S: 6	H: 1 LOB: 1 BB: 0 P: 6	R: 0 E: 0 K: 2 S: 8	H: 1 LOB: 1 BB: 0 P: 8	R: 0 E: 0 K: 1 S: 6	H: 1 LOB: 1 BB: 0 P: 6	R: 0 E: 0 K: 2 S: 8	H: 1 LOB: 3 BB: 2 P: 16	R: 0 E: 0 K: 2 S: 7	H: 0 LOB: 0 BB: 0 P: 7	R: 0 E: 0 K: 1 S: 6	H: 1 LOB: 1 BB: 0 P: 6	R: 0 E: 0 K: 3 S: 10	H: 1 LOB: 1 BB: 0 P: 10	1B: 6 2B: 3 3B: 0 HR: 0	SF: 0 SAC: 0 DP: 0 HBP: 1	WP: 0 PB: 0 SB: 1 CS: 0	PA: 39					
PITCHER	IP	WLS	BF	H	R	ER	SO	BB	IBB	HBP	BLK	WP	HR	S	P	ERA	WHIP										
20 Bud Norris, R ERA: 7.47	5.0	W	22	6	2	2	7	0	0	1	1	0	0	35	37	3.60	1.200										
22 Matt Lindstrom, R ERA: 2.0	1.0	H	6	1	0	0	2	2	0	0	0	0	0	8	16	0.00	3.000										
47 Jeff Fulchino, R ERA: 2.0	1.0	H	3	0	0	0	2	0	0	0	0	0	0	7	7	0.00	0.000										
48 Tim Lincecum, L ERA: 7.88	1.0	H	4	1	0	0	1	0	0	0	0	0	0	6	6	0.00	1.000										
43 Chris Sampson, R ERA: 2.53	1.0	S	4	1	0	0	3	0	0	0	0	0	0	10	10	0.00	1.000										

Batter	1	2	3	4	5	6	7	8	9	AB	R	H	RBI	BB	SO	LOB	BOTTOM										
21 Michael Bourn, L OBP: 0.293, SLG: 0.400	G1-3									5	1	4	0	0	0	0	Philadelphia Phillies @ Houston Astros Osceola County Stadium, Kissimmee, FL Tue Mar 30 2010, 1:11 PM - 4:02 PM EDT Att: 4,355 - Sunny - 66 F										
26 Cory Sullivan, L OBP: 0.278, SLG: 0.400										0	0	0	0	0	0	0											
3 Kazuo Matsui, S OBP: 0.382, SLG: 0.468										4	1	1	0	1	0	3											
43 Chris Sampson, R ERA: 2.53										0	0	0	0	0	0	0											
9 Hunter Pence, R OBP: 0.464, SLG: 0.760										3	2	0	0	1	2	3											
47 Jeff Fulchino, R ERA: 2.0										0	0	0	0	0	0	0											
23 Chris Johnson, R OBP: 0.357, SLG: 0.680										1	0	0	0	0	0	2											
45 Carlos Lee, R OBP: 0.409, SLG: 0.690										3	0	2	4	0	0	1											
4 Jason Michaels, R OBP: 0.300, SLG: 0.512										1	1	1	0	0	0	0											
27 Geoff Blum, S OBP: 0.250, SLG: 0.309										2	0	0	0	1	1	1											
22 Matt Lindstrom, R ERA: 1.66										0	0	0	0	0	0	0											
87 Drew Locke, R OBP: 0.429, SLG: 1.000										1	0	1	0	0	0	0											
77 Pedro Feliz, R OBP: 0.412, SLG: 0.596										4	0	2	0	0	1	4											
36 Kevin Cash, R OBP: 0.313, SLG: 0.308										0	0	0	0	0	0	0											
46 J.R. Towles, R OBP: 0.372, SLG: 0.513										3	0	0	1	0	2	2											
48 Tim Byrdak, L ERA: 0.84										0	0	0	0	0	0	0											
Matt Kata, S OBP: 0.417, SLG: 0.750										0	0	0	0	0	0	0											
8 Jeff Keppinger, R OBP: 0.300, SLG: 0.273										4	0	0	0	0	1	5											
20 Bud Norris, R ERA: 7.47										1	0	0	0	0	0	0											
64 Drew Meyer, L OBP: 0.372, SLG: 0.412										1	0	0	0	0	1	0											
16 Chris Shelton, R OBP: 0.353, SLG: 0.600										2	0	0	0	0	1	0											
Inning Stats	R: 1 E: 0 K: 0 S: 5	H: 2 LOB: 2 BB: 1 P: 9	R: 0 E: 0 K: 1 S: 5	H: 0 LOB: 0 BB: 0 P: 5	R: 0 E: 0 K: 1 S: 6	H: 1 LOB: 1 BB: 0 P: 6	R: 0 E: 0 K: 1 S: 6	H: 1 LOB: 1 BB: 0 P: 6	R: 3 E: 0 K: 2 S: 10	H: 3 LOB: 3 BB: 2 P: 19	R: 0 E: 0 K: 2 S: 8	H: 1 LOB: 1 BB: 0 P: 9	R: 1 E: 0 K: 2 S: 9	H: 2 LOB: 1 BB: 0 P: 9	R: 0 E: 0 K: 0 S: 4	H: 1 LOB: 2 BB: 0 P: 4	1B: 5 2B: 5 3B: 1 HR: 0	SF: 0 SAC: 0 DP: 0 HBP: 1	WP: 0 PB: 0 SB: 1 CS: 0	PA: 39							
PITCHER	IP	WLS	BF	H	R	ER	SO	BB	IBB	HBP	BLK	WP	HR	S	P	ERA	WHIP										
38 Kyle Kendrick, R ERA: 1.66	2.0		9	2	1	1	1	1	0	0	0	0	0	5	5	0.00	1.500										
58 Antonio Bastardo, L ERA: 6.23	0.2	H	3	1	0	0	1	0	0	0	0	0	0	5	5	0.00	1.500										
55 Danyes Baez, R ERA: 0.84	1.1	H	5	1	0	0	1	0	0	0	0	0	0	7	7	0.00	0.750										
52 Jose Contreras, R ERA: 9.0	0.2	L	8	3	3	3	2	2	0	1	0	0	0	9	18	40.50	7.500										
57 David Herndon, R ERA: 0.77	2.1		10	3	1	1	4	0	0	0	0	0	0	18	19	3.86	1.286										
PITCHER	IP	WLS	BF	H	R	ER	SO	BB	IBB	HBP	BLK	WP	HR	S	P	ERA	WHIP										
Alex Concepcion, R ERA: 0.77	1.0		4	1	0	0	0	0	0	0	0	0	0	4	4	0.00	1.000										



Batter	1	2	3	4	5	6	7	8	9	AB	R	H	RBI	BB	SO	LOB	TOP					
19 José Bautista, R OBP: 0.458, SLG: 0.872 20 Adam Loewen, L OBP: 0.250, SLG: 0.143										4	1	2	0	0	1	2	Toronto Blue Jays @ Philadelphia Phillies Bright House Networks Field, Clearwater, FL Wed Mar 31 2010, 1:09 PM - 3:35 PM EDT Att: 7,381 - Sunny - 66 F					
2 Aaron Hill, R OBP: 0.553, SLG: 0.861 18 Mike McCoy, R OBP: 0.552, SLG: 0.500										3	1	2	2	0	1	0						
26 Adam Lind, L OBP: 0.267, SLG: 0.429 45 Travis Snider, R OBP: 0.278, SLG: 0.458										3	1	1	0	0	1	1						
10 Vernon Wells, R OBP: 0.262, SLG: 0.342 5 Chris Aguilera, R OBP: 0.111, SLG: 0.333										2	0	0	1	0	1	1						
35 Lyle Overbay, L OBP: 0.500, SLG: 0.552 21 Randy Ruiz, R OBP: 0.411, SLG: 0.577										3	0	0	0	0	0	2						
12 Edwin Encarnación, R OBP: 0.227, SLG: 0.158 54 Jason Frasor, R 47 Merkin Valdez, R										4	1	1	1	0	1	0						
11 Alex Gonzalez, R OBP: 0.333, SLG: 0.314 6 John McDonald, R OBP: 0.355, SLG: 0.345										1	0	1	1	1	0	0						
8 José Molina, R OBP: 0.241, SLG: 0.333 15 Kyle Phillips, L OBP: 0.450, SLG: 0.650										3	0	1	0	0	1	2						
27 Brett Cecil, R 37 Scott Downs, L Manny Mayerson, R										0	0	0	0	0	0	0						
Inning Stats	R: 4 E: 0 K: 2 S: 12	H: 5 LOB: 1 BB: 0 P: 12	R: 0 E: 0 K: 3 S: 9	H: 0 LOB: 0 BB: 0 P: 9	R: 0 E: 0 K: 0 S: 3	H: 1 LOB: 2 BB: 0 P: 9	R: 1 E: 0 K: 1 S: 6	H: 1 LOB: 1 BB: 0 P: 8	R: 0 E: 0 K: 1 S: 5	H: 0 LOB: 1 BB: 1 P: 9	R: 0 E: 0 K: 0 S: 5	H: 2 LOB: 2 BB: 0 P: 5	R: 0 E: 0 K: 2 S: 7	H: 0 LOB: 0 BB: 0 P: 7	R: 0 E: 0 K: 0 S: 3	H: 0 LOB: 0 BB: 0 P: 3		1B: 5 2B: 3 3B: 0 HR: 1	SF: 1 SAC: 0 DP: 0 HBP: 1	WP: 2 PB: 2 SB: 0 CS: 0	PA: 38	
PITCHER	IP WLS BF H R ER SO	IP WLS BF H R ER SO	IP WLS BF H R ER SO	IP WLS BF H R ER SO	IP WLS BF H R ER SO	IP WLS BF H R ER SO	IP WLS BF H R ER SO	IP WLS BF H R ER SO	IP WLS BF H R ER SO	IP WLS BF H R ER SO	IP WLS BF H R ER SO	IP WLS BF H R ER SO	IP WLS BF H R ER SO	IP WLS BF H R ER SO	IP WLS BF H R ER SO	IP WLS BF H R ER SO	ERA WHIP	ERA WHIP	ERA WHIP			
34 Roy Halladay, R ERA: 5.63 46 Ryan Madson, R ERA: 2.38 37 Chad Durbin, R ERA: 2.38 55 Justin De Fratus, R ERA: Tyson Brummett, R ERA:	3.0 L 14 5 4 4 5	1.0 5 1 0 0 2	1.0 4 1 1 1 1	2.0 9 2 0 0 1	1.0 3 0 0 0 2	1.0 3 0 0 0 2	1.0 3 0 0 0 2	1.0 3 0 0 0 2	1.0 3 0 0 0 2	1.0 3 0 0 0 2	1.0 3 0 0 0 2	1.0 3 0 0 0 2	1.0 3 0 0 0 2	1.0 3 0 0 0 2	1.0 3 0 0 0 2	1.0 3 0 0 0 2	0.00 1.667	0.00 1.000	0.00 1.000	0.00 1.500	0.00 0.000	0.00 0.000

AB	35
R	5
H	9
RBI	5
BB	1
SO	11
LOB	17



Batter	1	2	3	4	5	6	7	8	9	AB	R	H	RBI	BB	SO	LOB	BOTTOM					
11 Jimmy Rollins, S OBP: 0.328, SLG: 0.484 19 Greg Dobbs, L OBP: 0.372, SLG: 0.641										3	0	2	0	0	0	0	Toronto Blue Jays @ Philadelphia Phillies Bright House Networks Field, Clearwater, FL Wed Mar 31 2010, 1:09 PM - 3:35 PM EDT Att: 7,381 - Sunny - 66 F					
27 Placido Polanco, R OBP: 0.407, SLG: 0.536 3 Ross Gload, L OBP: 0.234, SLG: 0.311										3	1	1	1	0	0	2						
26 Chase Utley, L OBP: 0.379, SLG: 0.286 21 Wilson Valdez, R OBP: 0.414, SLG: 0.593										3	0	0	0	0	0	2						
6 Ryan Howard, L OBP: 0.382, SLG: 0.500 55 Justin De Fratus, S Tyson Brummett, R										0	0	0	0	0	0	0						
12 Cody Ransom, R OBP: 0.250, SLG: 0.500 Chris Kisseock, R										1	0	0	0	0	0	0						
28 Javson Werth, R OBP: 0.283, SLG: 0.308 31 Dewayne Wise, L OBP: 0.219, SLG: 0.207										3	0	0	0	0	1	0						
29 Raul Ibanez, L OBP: 0.281, SLG: 0.234										3	0	1	0	1	0	0						
8 Shane Victorino, S OBP: 0.340, SLG: 0.417 37 Chad Durbin, R 7 Juan Castro, R OBP: 0.231, SLG: 0.289										2	0	1	0	0	0	1						
23 Brian Schneider, L OBP: 0.368, SLG: 0.429 24 Paul Hoover, R OBP: 0.200, SLG: 0.600										2	0	0	0	0	1	0						
34 Roy Halladay, R OBP: 0.250, SLG: 0.250 46 Ryan Madson, L 10 Ben Francisco, R OBP: 0.396, SLG: 0.644										1	0	0	0	0	0	2						
Inning Stats	R: 0 E: 0 K: 0 S: 4	H: 1 LOB: 1 BB: 0 P: 4	R: 0 E: 1 K: 0 S: 5	H: 1 LOB: 2 BB: 0 P: 5	R: 1 E: 0 K: 1 S: 7	H: 1 LOB: 1 BB: 0 P: 8	R: 0 E: 0 K: 1 S: 6	H: 1 LOB: 1 BB: 0 P: 6	R: 1 E: 0 K: 1 S: 9	H: 2 LOB: 1 BB: 0 P: 12	R: 0 E: 0 K: 1 S: 5	H: 0 LOB: 0 BB: 1 P: 5	R: 0 E: 0 K: 2 S: 7	H: 0 LOB: 0 BB: 0 P: 7	R: 0 E: 0 K: 1 S: 4	H: 0 LOB: 0 BB: 1 P: 8	1B: 4 2B: 0 3B: 0 HR: 2	SF: 0 SAC: 0 DP: 1 HBP: 0	WP: 0 PB: 0 SB: 0 CS: 0	PA: 35		
PITCHER	IP WLS BF H R ER SO	IP WLS BF H R ER SO	IP WLS BF H R ER SO	IP WLS BF H R ER SO	IP WLS BF H R ER SO	IP WLS BF H R ER SO	IP WLS BF H R ER SO	IP WLS BF H R ER SO	IP WLS BF H R ER SO	IP WLS BF H R ER SO	IP WLS BF H R ER SO	IP WLS BF H R ER SO	IP WLS BF H R ER SO	IP WLS BF H R ER SO	IP WLS BF H R ER SO	IP WLS BF H R ER SO	ERA WHIP	ERA WHIP	ERA WHIP			
27 Brett Cecil, L ERA: 3.38 37 Scott Downs, L ERA: 2.57 54 Jason Frasor, R ERA: 5.68 47 Merkin Valdez, R ERA: 3.38	6.0 H 1 4 0 0 0	1.0 H 3 0 0 0 2	1.0 S 3 0 0 0 1	1.0 S 3 0 0 0 1	1.0 S 3 0 0 0 1	1.0 S 3 0 0 0 1	1.0 S 3 0 0 0 1	1.0 S 3 0 0 0 1	1.0 S 3 0 0 0 1	1.0 S 3 0 0 0 1	1.0 S 3 0 0 0 1	1.0 S 3 0 0 0 1	1.0 S 3 0 0 0 1	1.0 S 3 0 0 0 1	1.0 S 3 0 0 0 1	1.0 S 3 0 0 0 1	0.00 1.000	0.00 0.000	0.00 1.000	0.00 1.000	0.00 0.000	0.00 1.000


AB	33
R	2
H	6
RBI	2
BB	2
SO	7
LOB	15



Batter	1	2	3	4	5	6	7	8	9	AB	R	H	RBI	BB	SO	LOB	TOP																		
3 Akinori Iwamura, L (1,4) OBP: 0.327, SLG: 0.457 13 Chase d'Amaud, R (4,4) OBP: 0.429, SLG: 0.429	1-3 K		2-3 K		0-1 F8			2-2 F7		2	0	0	0	0	2	0																			
22 Andrew McCutchen, R (1,8) OBP: 0.345, SLG: 0.500 58 John Raynor, R (4,8) OBP: 0.277, SLG: 0.409	1-1 P5		0-1 L1		3-2 F9			2-2 F9		2	0	0	0	0	0	0																			
19 Ryan Church, L (1,9) OBP: 0.250, SLG: 0.452 24 Delwyn Young, S (6,9) OBP: 0.339, SLG: 0.647	2-1 HR			0-0 F9				3-3 K		3	1	1	1	0	0	0																			
41 Ryan Doumit, S (1,2) OBP: 0.340, SLG: 0.438 62 Hayden Penn, R (6,1) OBP: 0.277, SLG: 0.409 29 Octavio Dotel, R (8,1) OBP: 0.277, SLG: 0.409 46 Jim Negyech, L (6,PH) OBP: 0.250, SLG: 0.250	2-2 G6-3			2-2 HR				1-2 G4-3		3	1	1	1	0	0	0																			
85 Lastings Milledge, R (1,7) OBP: 0.377, SLG: 0.340 50 Miles Durham, R (4,PR) OBP: 0.286, SLG: 0.333		2-2 G6-3		0-1 1B				4-1 BB		2	0	1	0	0	0	0																			
6 Jeff Clement, L (1,3) OBP: 0.344, SLG: 0.444 51 Steve Pearce, R (4,3) OBP: 0.311, SLG: 0.459		3-2 FC6-4 1B		1-1 F7				3-3 K		2	0	1	0	0	0	1																			
15 Andy LaRoche, R (1,5) OBP: 0.280, SLG: 0.413 6 Josh Harrison, R (4,5) OBP: 0.200, SLG: 0.400		0-2 FC6-4 1-2		0-3 K				3-2 F8		2	0	0	0	0	1	2																			
34 Daniel McCutchen, R (1,1) OBP: 0.333, SLG: 0.333 35 Jason Jaramillo, S (6,2) OBP: 0.192, SLG: 0.308		0-2 G4-3			2-1 G6-3			1-3 K		2	0	0	0	0	0	1																			
5 Ronny Cedeno, R (1,6) OBP: 0.297, SLG: 0.472 5 Ramon Vazquez, L (5,6) OBP: 0.200, SLG: 0.152				0-1 F9				1-0 F8		2	0	1	0	0	0	0																			
										1	0	0	0	0	0	0																			
Inning Stats	R: 1 E: 0 K: 1 S: 14	H: 1 LOB: 0 BB: 0 P: 20	R: 0 E: 0 K: 0 S: 15	H: 1 LOB: 1 BB: 0 P: 20	R: 0 E: 0 K: 1 S: 7	H: 0 LOB: 0 BB: 0 P: 9	R: 1 E: 0 K: 1 S: 11	H: 2 LOB: 1 BB: 0 P: 14	R: 0 E: 0 K: 0 S: 10	H: 1 LOB: 1 BB: 0 P: 11	R: 0 E: 0 K: 1 S: 6	H: 0 LOB: 0 BB: 0 P: 9	R: 0 E: 0 K: 1 S: 10	H: 0 LOB: 1 BB: 1 P: 17	R: 0 E: 0 K: 1 S: 11	H: 0 LOB: 1 BB: 1 P: 22	1B: 2 2B: 2 3B: 0 HR: 2	SF: 0 SAC: 0 DP: 0 HBP: 0	WP: 0 PB: 0 SB: 0 CS: 0	PA: 34															
PITCHER	IP WLS BF H R ER SO BB IBB HBP BLK WP HR S P ERA WHIP																																		
50 Jamie Moyer, L (1,1) ERA: 1.53	6.0	W	24	6	2	2	3	0	0	0	0	0	0	2	64	90	3.00	1.000																	
46 Ryan Madson, R (7,1) ERA: 5.0	1.0	H	3	0	0	0	1	0	0	0	0	0	0	0	6	9	0.00	0.000																	
58 Antonio Bastardo, L (8,1) ERA: 5.55	1.0	H	3	0	0	0	1	0	0	0	0	0	0	0	10	17	0.00	0.000																	
76 B.J. Rosenberg, R (9,1) ERA:	1.0	S	4	0	0	0	1	1	0	0	0	0	0	0	11	22	0.00	1.000																	

Pittsburgh Pirates @ Philadelphia Phillies
Bright House Networks Field, Clearwater, FL
Thu Apr 01 2010, 1:07 PM - 3:39 PM EDT
Att: 6,921 - Sunny - 76 F


AB	33
R	2
H	6
RBI	2
BB	1
SO	6
LOB	9

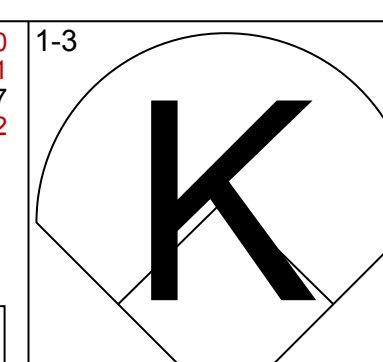
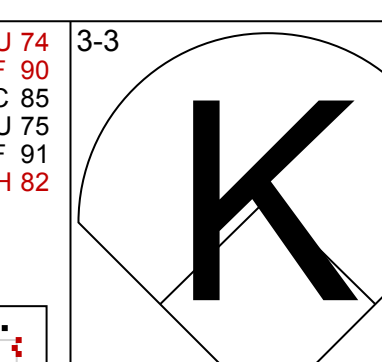
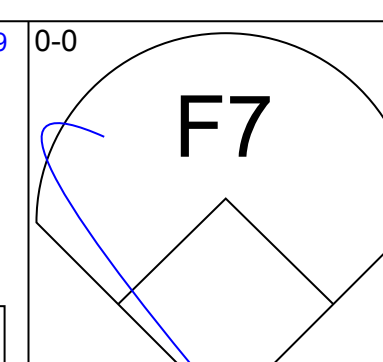
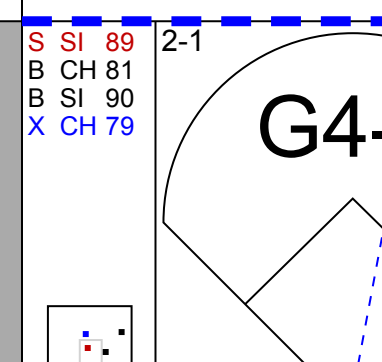
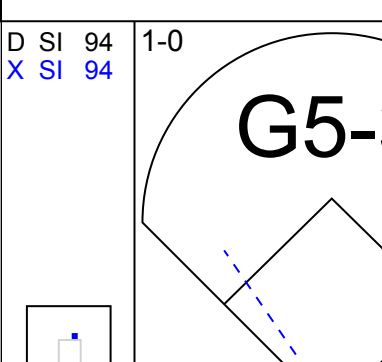
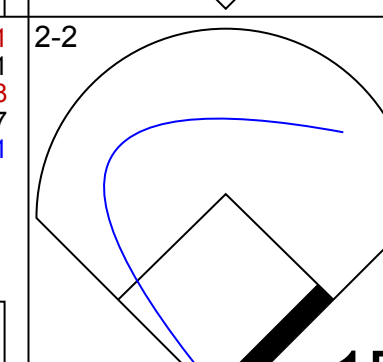
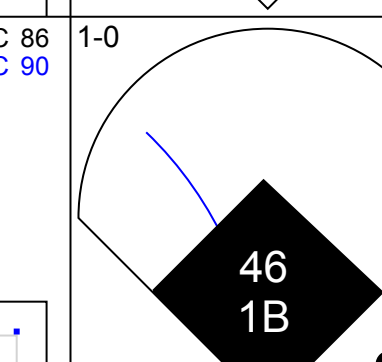
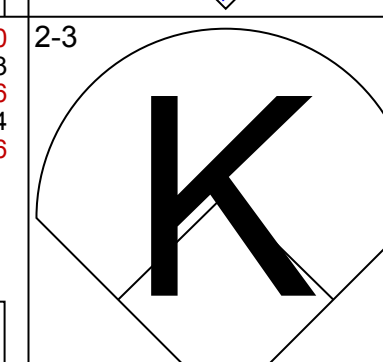
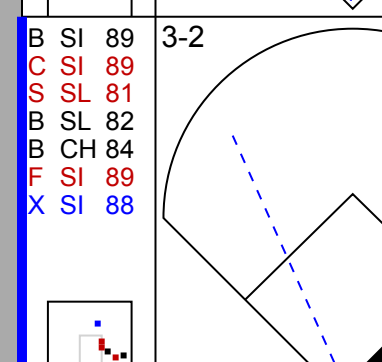
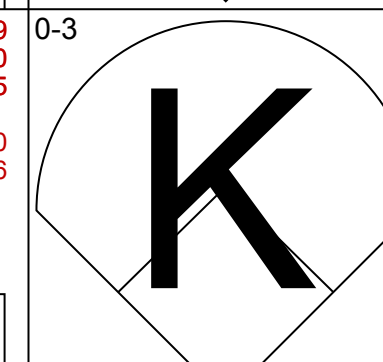
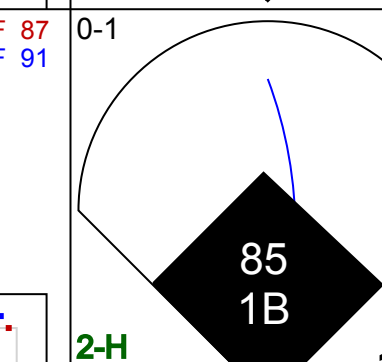
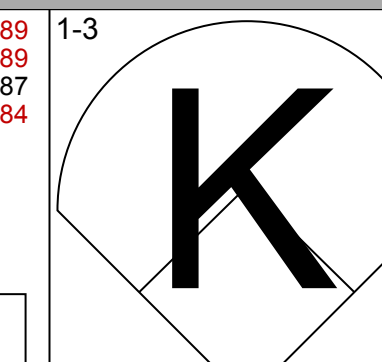
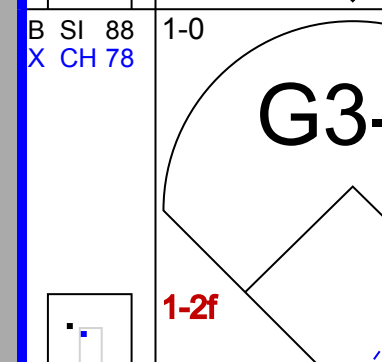
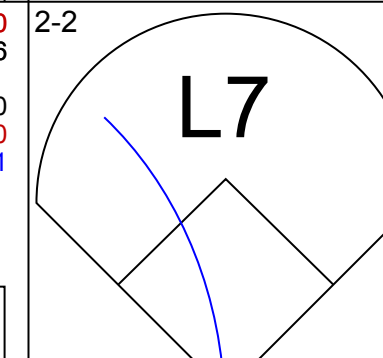
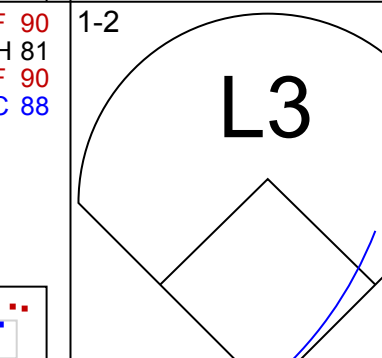
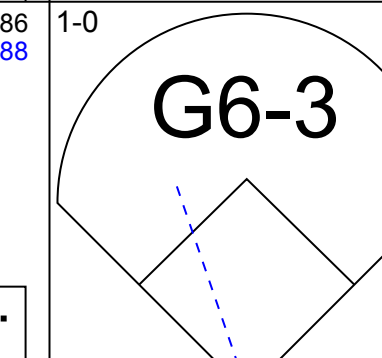
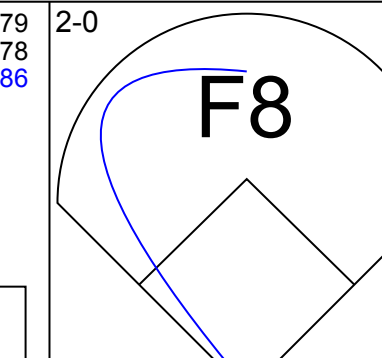

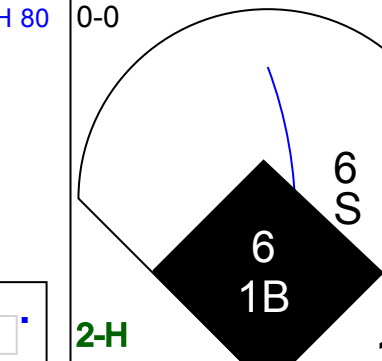

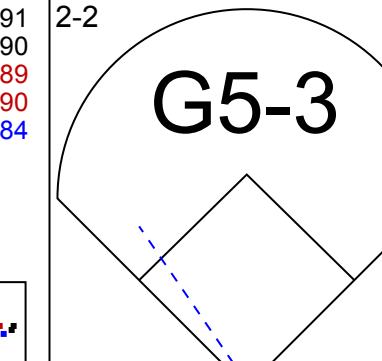
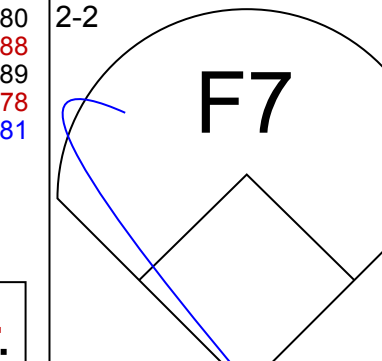

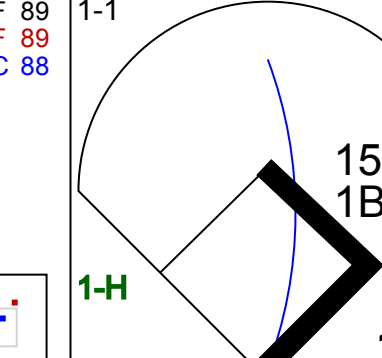

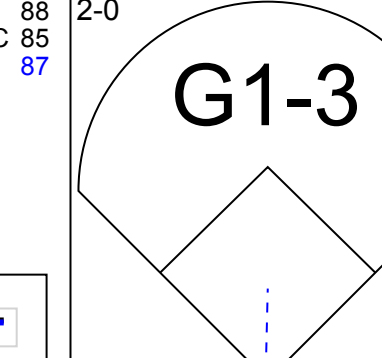
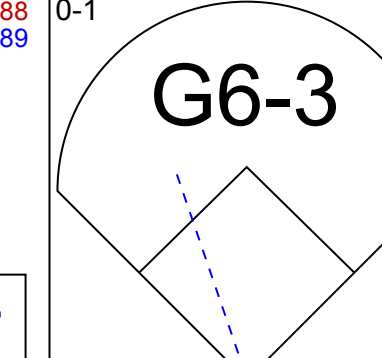

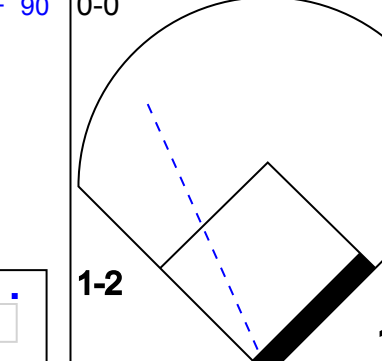

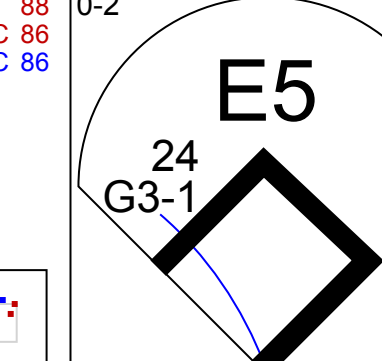


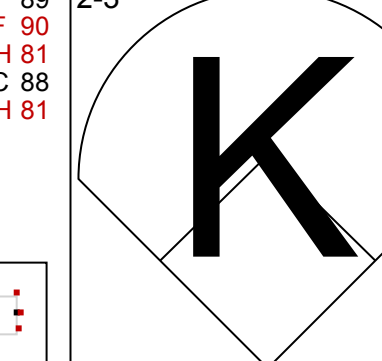

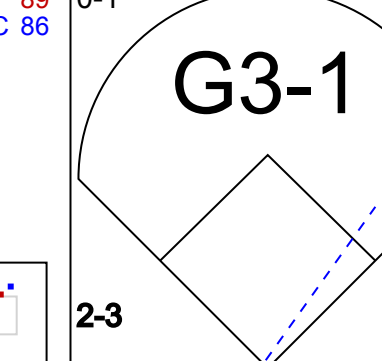



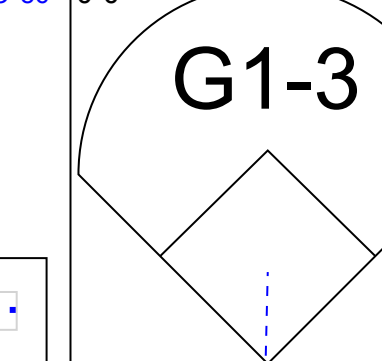
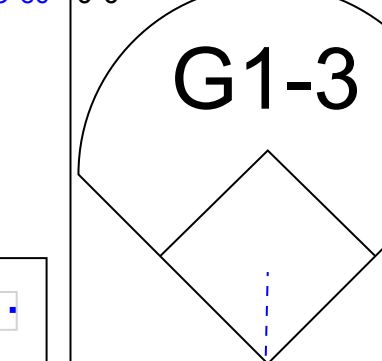



Batter	1	2	3	4	5	6	7	8	9	AB	R	H	RBI	BB	SO	LOB	BOTTOM																		
11 Jimmy Rollins, S (1,6) OBP: 0.319, SLG: 0.470 19 Greg Dobbs, L (3,5) OBP: 0.370, SLG: 0.619	0-0 E3 26 S 27 HBP 26 1B				0-0 F9			2-3 K		2	1	0	0	0	2																				
27 Placido Polanco, R (1,5) OBP: 0.426, SLG: 0.544 21 Wilson Valdez, R (3,6) OBP: 0.375, SLG: 0.533	3-2 G4-3 6 26 1B HBP			1-2 G6-3				0-2 FC6-4		1	0	1	1	0	0																				
26 Chase Utley, L (1,4) OBP: 0.363, SLG: 0.294 7 Juan Castro, R (3,4) OBP: 0.220, SLG: 0.275	2-0 G4-3 6 1B 1-2 2-H			1-0 F7				1-2 FC6-4		2	0	1	1	0	0																				
6 Ryan Howard, L (1,3) OBP: 0.386, SLG: 0.500 3 Ross Gload, L (4,3) OBP: 0.205, SLG: 0.362	0-0 G4-3			1-1 FC4 8 1B				0-0 1B		2	0	1	0	0	2																				
28 Javson Werth, R (1,9) OBP: 0.274, SLG: 0.296 10 Ben Francisco, R (4,7) OBP: 0.382, SLG: 0.617	3-2 L5			1-3 K				2-2 P4		2	0	0	0	1	3																				
29 Raul Ibanez, L (1,7) OBP: 0.271, SLG: 0.224 12 Cody Ransom, R (4,5) OBP: 0.237, SLG: 0.472	2-1 G6-3			3-3 K				1-3 K		2	0	0	0	1	3																				
8 Shane Victorino, S (1,8) OBP: 0.327, SLG: 0.400 31 Dewayne Wise, L (4,8) OBP: 0.235, SLG: 0.323		2-2 G6-3		0-0 FC4 1-2				2-2 F8		2	0	0	0	0	1																				
Carlos Ruiz, R (1,2) OBP: 0.324, SLG: 0.276 76 B.J. Rosenberg, R (9,1) ERA:		1-2		0-0				4-1 HR		3	2	2	0	1	1																				
50 Jamie Moyer, L (1,1) ERA: 1.53 23 Brian Schneider, L (5,PH) OBP: 0.339, SLG: 0.417 46 Ryan Madson, R (7,1) ERA: 5.0 58 Antonio Bastardo, R (8,1) OBP: 0.277, SLG: 0.409 24 Paul Hoover, R (9,2) OBP: 0.277, SLG: 0.409		4-0 1B		0-0 SH3-4				1-0 BB		0	0	0	0	1	0																				
										0	0	0	0	0	0																				
Inning Stats	R: 1 E: 1 K: 0 S: 10	H: 1 LOB: 2 BB: 0 P: 20	R: 1 E: 0 K: 0 S: 11	H: 2 LOB: 1 BB: 1 P: 20	R: 0 E: 0 K: 2 S: 10	H: 1 LOB: 1 BB: 0 P: 15	R: 0 E: 0 K: 0 S: 7	H: 1 LOB: 1 BB: 0 P: 8	R: 0 E: 0 K: 0 S: 9	H: 1 LOB: 1 BB: 1 P: 13	R: 1 E: 0 K: 0 S: 7	H: 1 LOB: 1 BB: 1 P: 14	R: 0 E: 0 K: 2 S: 9	H: 1 LOB: 1 BB: 0 P: 16	R: 1 E: 0 K: 2 S: 13	H: 1 LOB: 1 BB: 1 P: 21	1B: 7 2B: 1 3B: 0 HR: 1	SF: 0 SAC: 1 DP: 0 HBP: 1	WP: 0 PB: 1 SB: 2 CS: 0	PA: 38															
PITCHER	IP WLS BF H R ER SO BB IBB HBP BLK WP HR S P ERA WHIP																																		
34 Daniel McCutchen, R (1,1) ERA: 3.36	5.1	L	26	6	3	2	3	2	0	0	0	0	0	0	12	20	0.00	1.200																	
62 Hayden Penn, R (6,1) ERA: 7.36	1.2		7	2	0	0	2	0	0	0	0	0	0	0	0	0	0.00	1.200																	
29 Octavio Dotel, R (8,1) ERA: 2.25	1.0		5	1	1	1	2	1	0	0	0	0	0	1	13	21	9.00	2.000																	

Pittsburgh Pirates @ Philadelphia Phillies
Bright House Networks Field, Clearwater, FL
Thu Apr 01 2010, 1:07 PM - 3:39 PM EDT
Att: 6,921 - Sunny - 76 F

AB	33
R	4
H	9
RBI	4
BB	3
SO	7
LOB	23

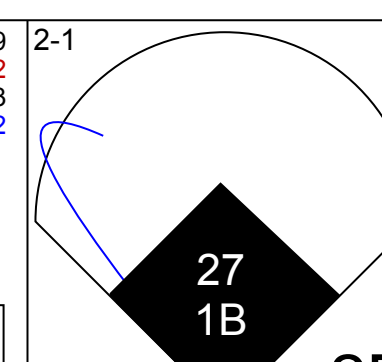
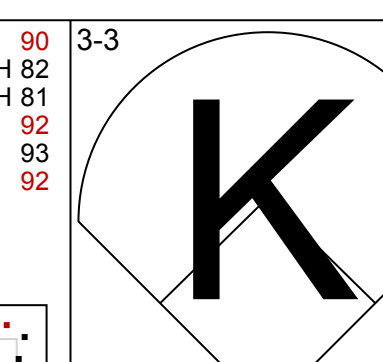
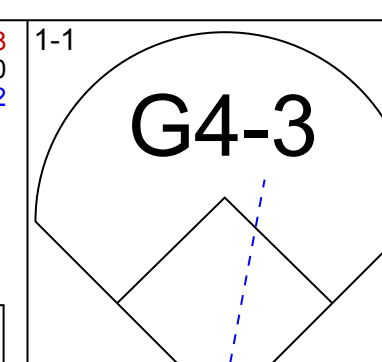
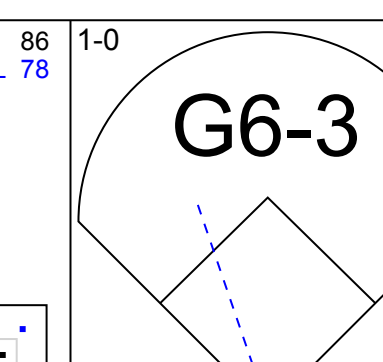
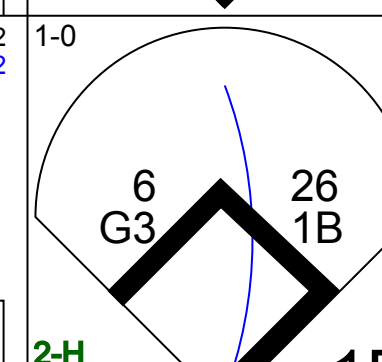
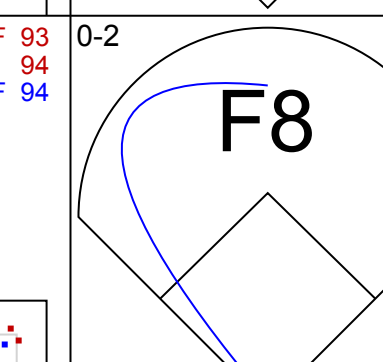
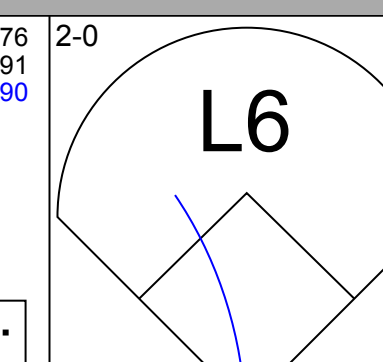
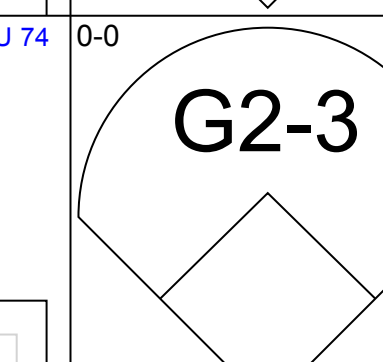
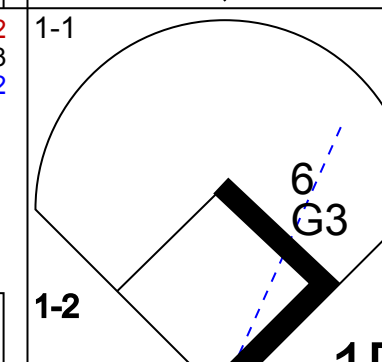
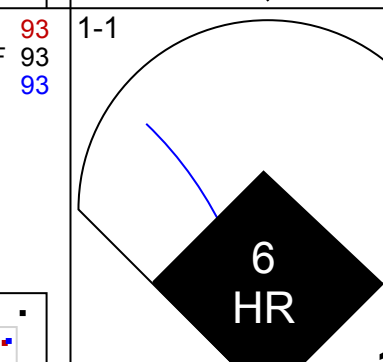

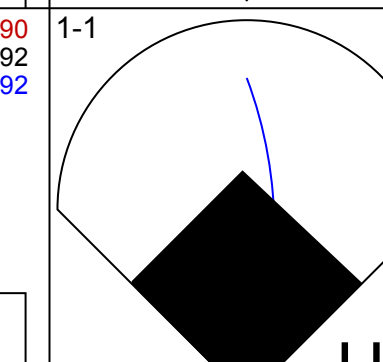
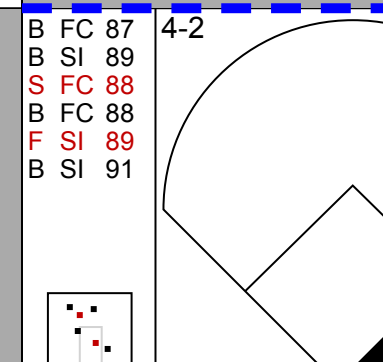
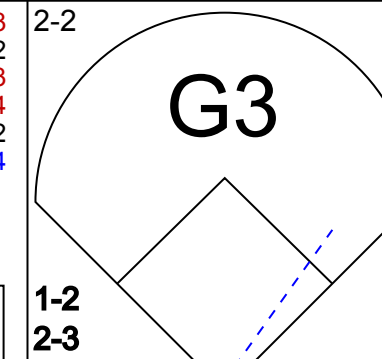
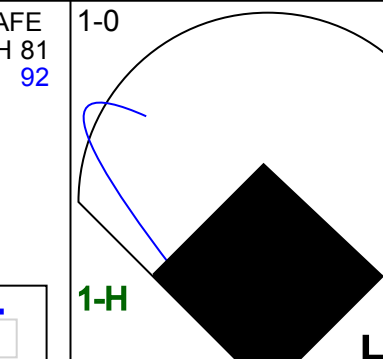

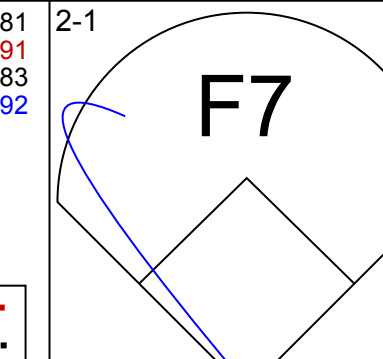

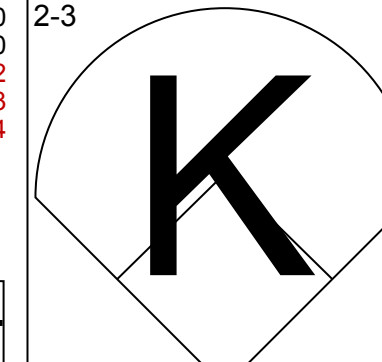
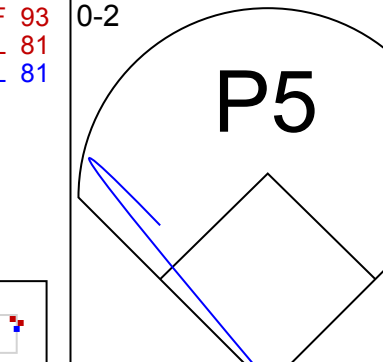
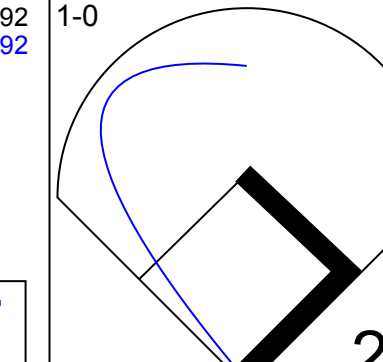

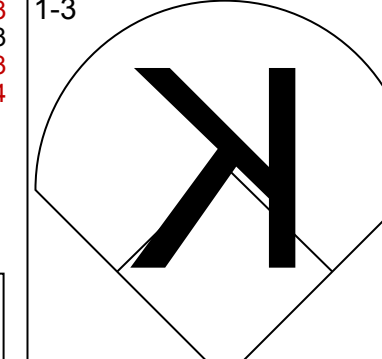

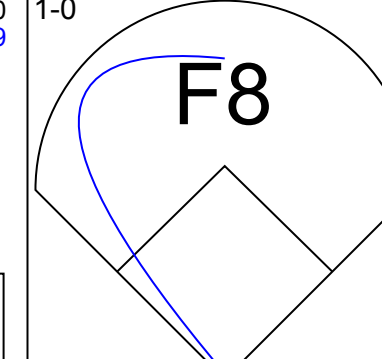



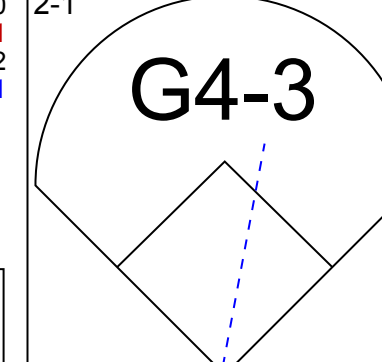
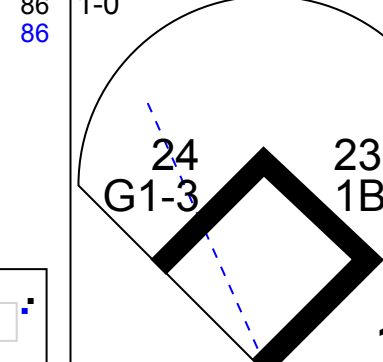
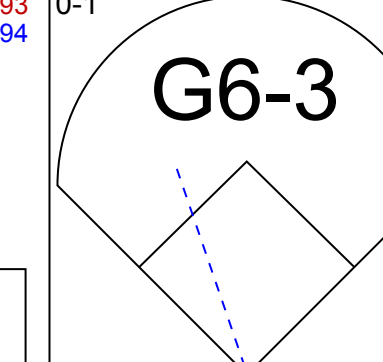


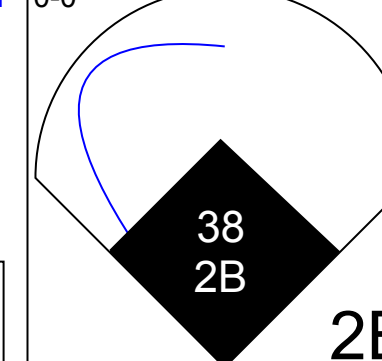
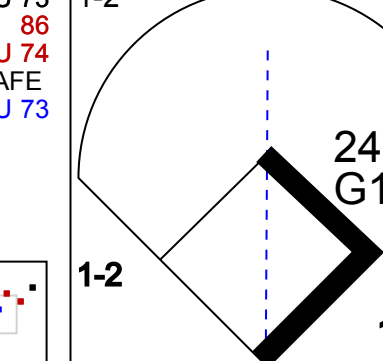
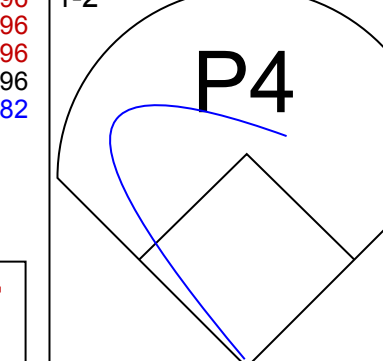


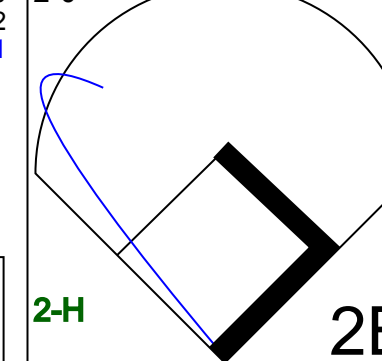
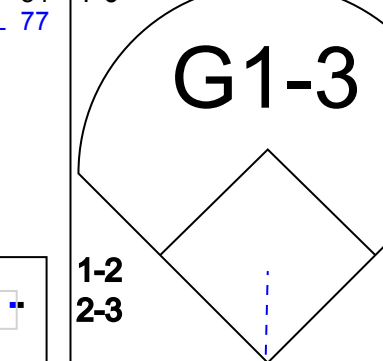
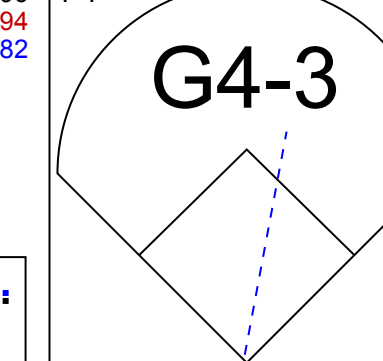


Batter	1	2	3	4	5	6	7	8	9	AB	R	H	RBI	BB	SO	LOB	TOP				
3 Akinori Iwamura, L (1.4) 13 Chase d'Amaud, R (7.4) OBP: 0.375, SLG: 0.375										4	0	0	0	0	2	0					
22 Andrew McCutchen, R (1.8) 58 John Raynor, R (6.8) OBP: 0.292, SLG: 0.422										3	1	2	0	0	1	0					
46 Garrett Jones, L (1.9) 19 Ryan Church, L (6.9) OBP: 0.242, SLG: 0.438										3	1	1	1	0	2	1					
41 Ryan Doumit, S (1.2) 47 Evan Meek, R (8.1)										4	0	0	0	0	0	2					
85 Lastings Milledge, R (1.7) 2 Bobby Crosby, R (7.6) OBP: 0.300, SLG: 0.500										3	1	1	1	0	1	0					
6 Jeff Clement, L (1.3) 51 Steve Pearce, R (7.3) OBP: 0.344, SLG: 0.439										3	0	1	1	0	0	0					
15 Andy LaRoche, R (1.5) 5 Ramon Vazquez, L (7.5) OBP: 0.222, SLG: 0.176										3	0	2	0	0	0	0					
49 Ross Ohlendorf, R (1.1) 24 Delwyn Young, S (6. PH) 48 Javier Lopez, L (6.1) 77 D.J. Carrasco, R (7.1) 35 Jason Jaramillo, S (6.2)										2	0	1	0	0	1	2					
5 Ronny Cedeno, R (1.6) 50 Miles Durham, R (7.7) OBP: 0.250, SLG: 0.286										3	0	0	0	0	0	3					
Inning Stats	R: 0 E: 0 K: 2 S: 14	H: 1 LOB: 1 BB: 0 P: 19	R: 0 E: 0 K: 1 S: 10	H: 2 LOB: 2 BB: 0 P: 16	R: 3 E: 0 K: 2 S: 16	H: 5 LOB: 2 BB: 0 P: 24	R: 0 E: 0 K: 1 S: 7	H: 0 LOB: 0 BB: 0 P: 10	R: 0 E: 0 K: 1 S: 7	H: 0 LOB: 0 BB: 0 P: 11	R: 0 E: 0 K: 0 S: 7	H: 1 LOB: 0 BB: 0 P: 13	R: 0 E: 0 K: 0 S: 6	H: 0 LOB: 0 BB: 0 P: 10	R: 0 E: 0 K: 1 S: 7	H: 1 LOB: 1 BB: 0 P: 12	1B: 9 2B: 1 3B: 0 HR: 0	SF: 0 SAC: 0 DP: 1 HBP: 0	WP: 0 PB: 0 SB: 1 CS: 0	PA: 37	
PITCHER	IP WLS BF H R ER SO BB IBB HBP BLK WP HR S P ERA WHIP	IP WLS BF H R ER SO BB IBB HBP BLK WP HR S P ERA WHIP	IP WLS BF H R ER SO BB IBB HBP BLK WP HR S P ERA WHIP	IP WLS BF H R ER SO BB IBB HBP BLK WP HR S P ERA WHIP	IP WLS BF H R ER SO BB IBB HBP BLK WP HR S P ERA WHIP	IP WLS BF H R ER SO BB IBB HBP BLK WP HR S P ERA WHIP	IP WLS BF H R ER SO BB IBB HBP BLK WP HR S P ERA WHIP	IP WLS BF H R ER SO BB IBB HBP BLK WP HR S P ERA WHIP	IP WLS BF H R ER SO BB IBB HBP BLK WP HR S P ERA WHIP	IP WLS BF H R ER SO BB IBB HBP BLK WP HR S P ERA WHIP	IP WLS BF H R ER SO BB IBB HBP BLK WP HR S P ERA WHIP	IP WLS BF H R ER SO BB IBB HBP BLK WP HR S P ERA WHIP	IP WLS BF H R ER SO BB IBB HBP BLK WP HR S P ERA WHIP	IP WLS BF H R ER SO BB IBB HBP BLK WP HR S P ERA WHIP	IP WLS BF H R ER SO BB IBB HBP BLK WP HR S P ERA WHIP	IP WLS BF H R ER SO BB IBB HBP BLK WP HR S P ERA WHIP	IP WLS BF H R ER SO BB IBB HBP BLK WP HR S P ERA WHIP	IP WLS BF H R ER SO BB IBB HBP BLK WP HR S P ERA WHIP	IP WLS BF H R ER SO BB IBB HBP BLK WP HR S P ERA WHIP	IP WLS BF H R ER SO BB IBB HBP BLK WP HR S P ERA WHIP	IP WLS BF H R ER SO BB IBB HBP BLK WP HR S P ERA WHIP

Pittsburgh Pirates @ Philadelphia Phillies
Citizens Bank Park, Philadelphia, PA
Fri Apr 02 2010, 7:29 PM - 9:49 PM EDT
Att: 43,035 - Clear - 65 F


AB 37
R 3
H 10
RBI 3
BB 0
SO 8
LOB 13



Batter	1	2	3	4	5	6	7	8	9	AB	R	H	RBI	BB	SO	LOB	BOTTOM				
11 Jimmy Rollins, S (1.6) 7 Juan Castro, R (6.6) OBP: 0.319, SLG: 0.478										3	1	1	0	0	1	1					
27 Placido Polanco, R (1.5) 19 Greg Dobbs, L (6.3) OBP: 0.422, SLG: 0.533										3	0	1	1	0	0	0					
26 Chase Utley, L (1.4) 12 Cody Ransom, R (6.5) OBP: 0.256, SLG: 0.472										3	2	3	1	0	0	0					
6 Ryan Howard, L (1.3) 10 Ben Francisco, R (6.9) OBP: 0.384, SLG: 0.538										3	1	1	2	0	0	2					
28 Javson Werth, R (1.9) 3 Ross Gload, L (6.7) OBP: 0.277, SLG: 0.316										3	0	1	0	0	1	2					
29 Raul Ibanez, L (1.7) 21 Wilson Valdez, R (6.4) OBP: 0.258, SLG: 0.212										3	0	0	0	0	1	3					
8 Shane Victorino, S (1.8) 31 Dewayne Wise, L (7.8) OBP: 0.229, SLG: 0.313										3	0	1	0	0	0	0					
23 Brian Schneider, L (1.2) Drew Carpenter, R (7.1) Carlos Ruiz, R (8. PH) 55 Danys Baez, R (9.1)										3	1	2	0	0	0	0					
35 Cole Hamels, L (1.1) 38 Kyle Kendrick, R (4.1) 24 Paul Hoover, R (6. PH) OBP: 0.231, SLG: 0.500										1	0	0	0	0	0	0					
Inning Stats	R: 1 E: 0 K: 2 S: 15	H: 3 LOB: 2 BB: 0 P: 24	R: 0 E: 0 K: 0 S: 7	H: 0 LOB: 0 BB: 0 P: 10	R: 2 E: 0 K: 1 S: 12	H: 2 LOB: 0 BB: 0 P: 17	R: 1 E: 0 K: 0 S: 7	H: 2 LOB: 1 BB: 0 P: 13	R: 0 E: 0 K: 0 S: 9	H: 2 LOB: 1 BB: 0 P: 18	R: 0 E: 0 K: 1 S: 9	H: 0 LOB: 1 BB: 1 P: 15	R: 0 E: 0 K: 0 S: 8	H: 0 LOB: 0 BB: 0 P: 10	R: 0 E: 0 K: 1 S: 8	H: 0 LOB: 0 BB: 0 P: 10	1B: 5 2B: 4 3B: 0 HR: 2	SF: 0 SAC: 0 DP: 0 HBP: 0	WP: 0 PB: 0 SB: 0 CS: 0	PA: 36	
PITCHER	IP WLS BF H R ER SO BB IBB HBP BLK WP HR S P ERA WHIP	IP WLS BF H R ER SO BB IBB HBP BLK WP HR S P ERA WHIP	IP WLS BF H R ER SO BB IBB HBP BLK WP HR S P ERA WHIP	IP WLS BF H R ER SO BB IBB HBP BLK WP HR S P ERA WHIP	IP WLS BF H R ER SO BB IBB HBP BLK WP HR S P ERA WHIP	IP WLS BF H R ER SO BB IBB HBP BLK WP HR S P ERA WHIP	IP WLS BF H R ER SO BB IBB HBP BLK WP HR S P ERA WHIP	IP WLS BF H R ER SO BB IBB HBP BLK WP HR S P ERA WHIP	IP WLS BF H R ER SO BB IBB HBP BLK WP HR S P ERA WHIP	IP WLS BF H R ER SO BB IBB HBP BLK WP HR S P ERA WHIP	IP WLS BF H R ER SO BB IBB HBP BLK WP HR S P ERA WHIP	IP WLS BF H R ER SO BB IBB HBP BLK WP HR S P ERA WHIP	IP WLS BF H R ER SO BB IBB HBP BLK WP HR S P ERA WHIP	IP WLS BF H R ER SO BB IBB HBP BLK WP HR S P ERA WHIP	IP WLS BF H R ER SO BB IBB HBP BLK WP HR S P ERA WHIP	IP WLS BF H R ER SO BB IBB HBP BLK WP HR S P ERA WHIP	IP WLS BF H R ER SO BB IBB HBP BLK WP HR S P ERA WHIP	IP WLS BF H R ER SO BB IBB HBP BLK WP HR S P ERA WHIP	IP WLS BF H R ER SO BB IBB HBP BLK WP HR S P ERA WHIP	IP WLS BF H R ER SO BB IBB HBP BLK WP HR S P ERA WHIP	IP WLS BF H R ER SO BB IBB HBP BLK WP HR S P ERA WHIP

Pittsburgh Pirates @ Philadelphia Phillies
Citizens Bank Park, Philadelphia, PA
Fri Apr 02 2010, 7:29 PM - 9:49 PM EDT
Att: 43,035 - Clear - 65 F

AB 35
R 5
H 11
RBI 5
BB 1
SO 4
LOB 17



Batter	1	2	3	4	5	6	7	8	9	AB	R	H	RBI	BB	SO	LOB	TOP						
11 Jimmy Rollins, S OBP: 0.591, SLG: 0.800										4	2	2	0	2	0	3							
27 Placido Polanco, R OBP: 0.571, SLG: 0.895										5	2	4	2	0	0	0							
26 Chase Utley, L OBP: 0.571, SLG: 0.688										4	1	2	2	1	0	4							
6 Ryan Howard, L OBP: 0.429, SLG: 0.850										5	2	2	1	0	0	6							
28 Jayson Werth, R OBP: 0.400, SLG: 0.500										5	0	2	0	0	1	3							
29 Raul Ibanez, L OBP: 0.400, SLG: 0.400										4	0	3	3	1	0	1							
8 Shane Victorino, S OBP: 0.200, SLG: 0.111										5	0	0	0	0	1	5							
Carlos Ruiz, R OBP: 0.533, SLG: 0.364										5	1	1	0	0	1	2							
43 J.A. Happ, L										2	0	0	0	1	1	0							
57 David Herndon, R										1	0	0	0	0	1	1							
55 Danys Baez, R										0	0	0	0	0	0	0							
19 Greg Dobbs, L										1	0	0	0	0	1	0							
52 Jose Contreras, R										0	0	0	0	0	0	0							
Inning Stats	R: 3 H: 3 E: 0 K: 0 S: 16	H: 3 LOB: 1 BB: 1 P: 29	R: 0 H: 2 E: 0 K: 1 S: 14	H: 2 LOB: 3 BB: 1 P: 23	R: 0 H: 1 E: 0 K: 2 S: 17	H: 1 LOB: 2 BB: 2 P: 33	R: 2 H: 3 E: 0 K: 1 S: 16	H: 3 LOB: 1 BB: 0 P: 25	R: 2 H: 3 E: 0 K: 0 S: 14	H: 3 LOB: 0 BB: 0 P: 21	R: 0 H: 1 E: 0 K: 0 S: 7	H: 1 LOB: 0 BB: 0 P: 12	R: 1 H: 2 E: 0 K: 1 S: 13	H: 2 LOB: 1 BB: 1 P: 21	R: 0 H: 1 E: 0 K: 0 S: 5	H: 1 LOB: 0 BB: 0 P: 7	R: 0 H: 0 E: 0 K: 1 S: 10	H: 0 LOB: 0 BB: 0 P: 13	1B: 9 2B: 6 3B: 0 HR: 1	SF: 0 SAC: 0 DP: 2 HBP: 0	WP: 0 PB: 0 SB: 0 CS: 0	PA: 46	
PITCHER	IP WLS BF H R ER SO BB IBB HBP BLK WP HR S P ERA WHIP	IP WLS BF H R ER SO BB IBB HBP BLK WP HR S P ERA WHIP	IP WLS BF H R ER SO BB IBB HBP BLK WP HR S P ERA WHIP	IP WLS BF H R ER SO BB IBB HBP BLK WP HR S P ERA WHIP	IP WLS BF H R ER SO BB IBB HBP BLK WP HR S P ERA WHIP	IP WLS BF H R ER SO BB IBB HBP BLK WP HR S P ERA WHIP	IP WLS BF H R ER SO BB IBB HBP BLK WP HR S P ERA WHIP	IP WLS BF H R ER SO BB IBB HBP BLK WP HR S P ERA WHIP	IP WLS BF H R ER SO BB IBB HBP BLK WP HR S P ERA WHIP	IP WLS BF H R ER SO BB IBB HBP BLK WP HR S P ERA WHIP	IP WLS BF H R ER SO BB IBB HBP BLK WP HR S P ERA WHIP	IP WLS BF H R ER SO BB IBB HBP BLK WP HR S P ERA WHIP	IP WLS BF H R ER SO BB IBB HBP BLK WP HR S P ERA WHIP	IP WLS BF H R ER SO BB IBB HBP BLK WP HR S P ERA WHIP	IP WLS BF H R ER SO BB IBB HBP BLK WP HR S P ERA WHIP	IP WLS BF H R ER SO BB IBB HBP BLK WP HR S P ERA WHIP	IP WLS BF H R ER SO BB IBB HBP BLK WP HR S P ERA WHIP	IP WLS BF H R ER SO BB IBB HBP BLK WP HR S P ERA WHIP	IP WLS BF H R ER SO BB IBB HBP BLK WP HR S P ERA WHIP	IP WLS BF H R ER SO BB IBB HBP BLK WP HR S P ERA WHIP	IP WLS BF H R ER SO BB IBB HBP BLK WP HR S P ERA WHIP	IP WLS BF H R ER SO BB IBB HBP BLK WP HR S P ERA WHIP	IP WLS BF H R ER SO BB IBB HBP BLK WP HR S P ERA WHIP

Philadelphia Phillies @ Houston Astros
Minute Maid Park, Houston, TX
Fri Apr 09 20:10, 7:07 PM - 10:24 PM CDT
Att: 27,288 - Overcast - 67 F

AB 41
R 8
H 16
RBI 8
BB 5
SO 6
LOB 25



Batter	1	2	3	4	5	6	7	8	9	AB	R	H	RBI	BB	SO	LOB	BOTTOM						
21 Michael Bourn, L OBP: 0.235, SLG: 0.235										5	0	2	0	0	0	0							
8 Jeff Keppinger, R OBP: 0.515, SLG: 0.818										4	0	3	0	0	0	0							
9 Hunter Pence, R OBP: 0.063, SLG: 0.063										4	0	1	0	0	1	5							
45 Carlos Lee, R OBP: 0.188, SLG: 0.133										3	0	0	0	1	2	5							
43 Chris Sampson, R										0	0	0	0	0	0	0							
47 Jeff Fulchino, R										0	0	0	0	0	0	0							
77 Pedro Feliz, R OBP: 0.188, SLG: 0.313										4	0	0	0	0	1	4							
27 Geoff Blum, S OBP: 0.231, SLG: 0.250										3	0	0	0	1	1	0							
46 J.R. Towles, R OBP: 0.083, SLG: 0.167										4	0	0	0	0	1	2							
12 Tommy Manzella, R OBP: 0.364, SLG: 0.300										4	0	2	0	0	1	1							
20 Bud Norris, R										1	0	0	0	0	1	1							
59 Wilton Lopez, R										0	0	0	0	0	0	0							
23 Chris Johnson, R										1	0	0	0	0	1	1							
38 Brian Moehler, R										0	0	0	0	0	0	0							
18 Cory Sullivan, L										2	0	0	0	0	1	0							
Inning Stats	R: 0 H: 1 E: 0 K: 1 S: 15	H: 1 LOB: 2 BB: 1 P: 25	R: 0 H: 1 E: 0 K: 2 S: 14	H: 1 LOB: 0 BB: 0 P: 20	R: 0 H: 2 E: 0 K: 1 S: 12	H: 2 LOB: 2 BB: 0 P: 21	R: 0 H: 1 E: 0 K: 1 S: 14	H: 1 LOB: 1 BB: 0 P: 20	R: 0 H: 0 E: 0 K: 0 S: 5	H: 0 LOB: 1 BB: 1 P: 17	R: 0 H: 2 E: 0 K: 2 S: 19	H: 2 LOB: 0 BB: 0 P: 28	R: 0 H: 0 E: 0 K: 1 S: 10	H: 0 LOB: 0 BB: 0 P: 15	R: 0 H: 0 E: 0 K: 2 S: 7	H: 0 LOB: 0 BB: 0 P: 8	1B: 7 2B: 1 3B: 0 HR: 0	SF: 0 SAC: 0 DP: 1 HBP: 0	WP: 1 PB: 0 SB: 0 CS: 0	PA: 37			
PITCHER	IP WLS BF H R ER SO BB IBB HBP BLK WP HR S P ERA WHIP	IP WLS BF H R ER SO BB IBB HBP BLK WP HR S P ERA WHIP	IP WLS BF H R ER SO BB IBB HBP BLK WP HR S P ERA WHIP	IP WLS BF H R ER SO BB IBB HBP BLK WP HR S P ERA WHIP	IP WLS BF H R ER SO BB IBB HBP BLK WP HR S P ERA WHIP	IP WLS BF H R ER SO BB IBB HBP BLK WP HR S P ERA WHIP	IP WLS BF H R ER SO BB IBB HBP BLK WP HR S P ERA WHIP	IP WLS BF H R ER SO BB IBB HBP BLK WP HR S P ERA WHIP	IP WLS BF H R ER SO BB IBB HBP BLK WP HR S P ERA WHIP	IP WLS BF H R ER SO BB IBB HBP BLK WP HR S P ERA WHIP	IP WLS BF H R ER SO BB IBB HBP BLK WP HR S P ERA WHIP	IP WLS BF H R ER SO BB IBB HBP BLK WP HR S P ERA WHIP	IP WLS BF H R ER SO BB IBB HBP BLK WP HR S P ERA WHIP	IP WLS BF H R ER SO BB IBB HBP BLK WP HR S P ERA WHIP	IP WLS BF H R ER SO BB IBB HBP BLK WP HR S P ERA WHIP	IP WLS BF H R ER SO BB IBB HBP BLK WP HR S P ERA WHIP	IP WLS BF H R ER SO BB IBB HBP BLK WP HR S P ERA WHIP	IP WLS BF H R ER SO BB IBB HBP BLK WP HR S P ERA WHIP	IP WLS BF H R ER SO BB IBB HBP BLK WP HR S P ERA WHIP	IP WLS BF H R ER SO BB IBB HBP BLK WP HR S P ERA WHIP	IP WLS BF H R ER SO BB IBB HBP BLK WP HR S P ERA WHIP	IP WLS BF H R ER SO BB IBB HBP BLK WP HR S P ERA WHIP	IP WLS BF H R ER SO BB IBB HBP BLK WP HR S P ERA WHIP

Philadelphia Phillies @ Houston Astros
Minute Maid Park, Houston, TX
Fri Apr 09 20:10, 7:07 PM - 10:24 PM CDT
Att: 27,288 - Overcast - 67 F

AB 35
R 0
H 8
RBI 0
BB 2
SO 10
LOB 19



Batter	1	2	3	4	5	6	7	8	9	AB	R	H	RBI	BB	SO	LOB	TOP			
1 Nyer Morgan, L OBP: 0.341, SLG: 0.371										3	1	1	0	2	0	2				
6 Ian Desmond, R OBP: 0.333, SLG: 0.462										4	1	2	1	0	0	2				
15 Cristian Guzman, S OBP: 0.300, SLG: 0.414										4	0	0	1	1	1	3				
44 Adam Dunn, L OBP: 0.436, SLG: 0.333										5	1	2	1	0	0	2				
20 Adam Kennedy, L OBP: 0.214, SLG: 0.240										0	0	0	0	0	0	0				
16 Josh Willingham, R OBP: 0.462, SLG: 0.633										3	0	0	0	2	1	1				
3 Willy Taveras, R OBP: 0.188, SLG: 0.267										0	1	0	0	0	0	0				
7 Ivan Rodriguez, R OBP: 0.497, SLG: 0.556										4	1	2	2	1	1	1				
30 Justin Maxwell, R OBP: 1.000, SLG: 1.000										1	0	0	0	2	1	1				
11 Ryan Zimmerman, R, (PH)										0	0	0	0	0	0	0				
17 Sean Burnett, L										1	1	1	2	0	0	0				
55 Matt Capps, R										0	0	0	0	0	0	0				
12 Alberto Gonzalez, R OBP: 0.417, SLG: 0.400										4	1	1	0	0	1	3				
19 Scott Olsen, L										2	0	0	0	0	0	3				
22 Willie Harris, L OBP: 0.318, SLG: 0.353										1	0	0	0	1	0	1				
Inning Stats	R: 0 E: 0 K: 0 S: 7	H: 0 LOB: 1 BB: 2 P: 17	R: 0 E: 0 K: 0 S: 11	H: 1 LOB: 2 BB: 1 P: 22	R: 1 E: 0 K: 0 S: 11	H: 1 LOB: 1 BB: 1 P: 19	R: 0 E: 0 K: 0 S: 11	H: 0 LOB: 1 BB: 1 P: 18	R: 0 E: 0 K: 2 S: 11	H: 1 LOB: 0 BB: 0 P: 19	R: 1 E: 0 K: 0 S: 10	H: 2 LOB: 1 BB: 0 P: 17	R: 3 E: 0 K: 2 S: 15	H: 2 LOB: 1 BB: 2 P: 31	R: 2 E: 0 K: 2 S: 16	H: 2 LOB: 1 BB: 1 P: 26	1B: 6 2B: 1 3B: 0 HR: 2	SF: 0 SAC: 1 DP: 2 HBP: 0	WP: 0 PB: 0 SB: 4 CS: 1	PA: 43
PITCHER	IP WLS BF H R ER SO BB IBB HBP BLK WP HR S P ERA WHIP																			
43 J.A. Happ, L ERA: 2.45	5.1 23 3 1 0 0 6 0 0 0 0 0 52 97 0.00 1.688																			
52 Jose Contreras, R ERA: 7.71	0.2 0 0 0 2 0 0 0 0 0 0 0 7 9 0.00 0.000																			
58 Antonio Bastardo, L ERA: 7.71	1.0 H 5 2 1 1 0 0 0 0 0 0 10 17 9.00 2.000																			
55 Danys Baez, R ERA: 6.23	1.0 L 7 2 3 3 2 2 0 0 0 0 2 15 31 27.00 4.000																			
46 Ryan Madson, R ERA: 6.23	1.0 6 2 2 2 2 1 0 0 0 0 0 16 26 18.00 3.000																			

Washington Nationals @ Philadelphia Phillies
Citizens Bank Park, Philadelphia, PA
Thu Apr 15 2010, 3:16 PM - 6:42 PM EDT
Att. 44,157 - Sunny - 71 F


AB 33
R 7
H 9
RBI 7
BB 9
SO 6
LOB 20



Batter	1	2	3	4	5	6	7	8	9	AB	R	H	RBI	BB	SO	LOB	BOTTOM					
8 Shane Victorino, S OBP: 0.279, SLG: 0.512										5	1	1	1	0	0	5						
27 Placido Polanco, R OBP: 0.477, SLG: 0.650										5	1	2	0	0	0	1						
26 Chase Utley, L OBP: 0.477, SLG: 0.829										5	1	1	1	0	3	2						
6 Ryan Howard, L OBP: 0.386, SLG: 0.738										5	0	1	0	0	0	2						
28 Jayson Werth, R OBP: 0.421, SLG: 0.452										3	1	0	0	2	1	2						
29 Raul Ibanez, L OBP: 0.310, SLG: 0.294										3	1	0	0	1	1	1						
7 Juan Castro, R OBP: 0.385, SLG: 0.417										4	0	3	2	0	1	0						
21 Wilson Valdez, R OBP: 0.205, SLG: 0.200										0	0	0	0	0	0	0						
Carlos Ruiz, R OBP: 0.467, SLG: 0.318										3	0	1	0	1	1	2						
43 J.A. Happ, L ERA: 6.35	5.2 25 4 4 4 5 3 0 0 0 0 0 57 91 6.35 1.412																					
19 Greg Dobbs, L ERA: 1.04	1.1 W 7 1 0 0 1 1 1 0 0 0 0 16 32 0.00 1.500																					
17 Sean Burnett, L ERA: 7.71	0.1 H 1 0 0 0 0 0 0 0 0 0 2 4 0.00 0.000																					
55 Matt Capps, R ERA: 1.59	1.2 S 8 3 1 1 1 0 0 0 0 0 1 23 33 5.40 1.800																					
Inning Stats	R: 1 E: 0 K: 0 S: 6	H: 1 LOB: 0 BB: 0 P: 10	R: 0 E: 0 K: 1 S: 9	H: 0 LOB: 0 BB: 0 P: 12	R: 0 E: 0 K: 0 S: 7	H: 1 LOB: 1 BB: 0 P: 7	R: 0 E: 0 K: 2 S: 13	H: 0 LOB: 1 BB: 1 P: 22	R: 0 E: 0 K: 1 S: 9	H: 1 LOB: 1 BB: 0 P: 14	R: 3 E: 0 K: 1 S: 18	H: 2 LOB: 3 BB: 4 P: 40	R: 0 E: 0 K: 1 S: 11	H: 1 LOB: 1 BB: 0 P: 18	R: 0 E: 0 K: 0 S: 10	H: 1 LOB: 1 BB: 0 P: 15	R: 1 E: 0 K: 1 S: 15	H: 2 LOB: 1 BB: 0 P: 22	1B: 5 2B: 2 3B: 0 HR: 2	SF: 0 SAC: 1 DP: 0 HBP: 0	WP: 0 PB: 0 SB: 0 CS: 0	PA: 41
PITCHER	IP WLS BF H R ER SO BB IBB HBP BLK WP HR S P ERA WHIP																					

Washington Nationals @ Philadelphia Phillies
Citizens Bank Park, Philadelphia, PA
Thu Apr 15 2010, 3:16 PM - 6:42 PM EDT
Att. 44,157 - Sunny - 71 F

AB 35
R 5
H 9
RBI 5
BB 5
SO 7
LOB 17



Batter	1	2	3	4	5	6	7	8	9	AB	R	H	RBI	BB	SO	LOB	TOP					
24 Cameron Maybin, R (1, 8) OBP: 0.377, SLG: 0.383	G1-3		K		L4			F8	1B	5	0	1	1	0	1	3						
21 John Baker, L (1, 2) OBP: 0.405, SLG: 0.467	K		G6-3			F7		1B	FC3-6	5	0	1	1	0	1	2						
2 Hanley Ramirez, R (1, 6) OBP: 0.472, SLG: 0.523	G6-3				G5-4-3	G6-3		1B	1B	5	0	3	1	0	0	0						
3 Jorge Cantu, R (1, 5) OBP: 0.360, SLG: 0.636					G5-4-3	F9		F9	FC6-4	5	0	1	0	0	0	5						
6 Dan Uggla, R (1, 4) OBP: 0.367, SLG: 0.523	F7				HR			G5-3	1B	4	2	2	1	0	0	1						
12 Cody Ross, R (1, 9) OBP: 0.333, SLG: 0.435	FC6-4				K			P4	1B	4	1	1	0	0	1	1						
13 Mike Lamb, L (1, 3)	G5-3							G4-3	G4-3	3	0	0	0	0	0	1						
25 Brett Carroll, R (1, 7) OBP: 0.385, SLG: 0.692					K			F9	1B	4	1	2	1	0	1	0						
19 Anibal Sánchez, R (1, 1) OBP: 0.667, SLG: 0.667					SH2-4				1B	1	0	1	0	0	0	0						
53 Dan Meyer, R (7, 1)										0	0	0	0	0	0	0						
52 Chris Leroux, L (7, 1)										0	0	0	0	0	0	0						
15 Gaby Sanchez, R (7, 3) OBP: 0.432, SLG: 0.568									1B	2	2	2	1	0	0	0						
30 Brian Barden, R (9, PH)									2B	1	0	0	0	0	0	2						
Inning Stats	R: 0 E: 0 K: 1 S: 7	H: 0 LOB: 0 BB: 0 P: 10	R: 0 E: 0 K: 0 S: 8	H: 1 LOB: 1 BB: 0 P: 11	R: 0 E: 0 K: 1 S: 10	H: 1 LOB: 1 BB: 0 P: 13	R: 1 E: 0 K: 1 S: 8	H: 2 LOB: 0 BB: 0 P: 12	R: 0 E: 0 K: 0 S: 9	H: 1 LOB: 1 BB: 0 P: 12	R: 0 E: 0 K: 0 S: 5	H: 0 LOB: 0 BB: 0 P: 7	R: 0 E: 0 K: 0 S: 10	H: 0 LOB: 0 BB: 0 P: 14	R: 1 E: 0 K: 0 S: 13	H: 3 LOB: 2 BB: 0 P: 21	R: 4 E: 0 K: 0 S: 22	H: 6 LOB: 2 BB: 0 P: 33	1B: 11 2B: 2 3B: 0 HR: 1	SF: 0 SAC: 1 DP: 1 HBP: 0	WP: 0 PB: 0 SB: 0 CS: 0	PA: 40
PITCHER	IP WLS BF H R ER SO BB IBB HBP BLK WP HR S P ERA WHIP	IP WLS BF H R ER SO BB IBB HBP BLK WP HR S P ERA WHIP	IP WLS BF H R ER SO BB IBB HBP BLK WP HR S P ERA WHIP	IP WLS BF H R ER SO BB IBB HBP BLK WP HR S P ERA WHIP	IP WLS BF H R ER SO BB IBB HBP BLK WP HR S P ERA WHIP	IP WLS BF H R ER SO BB IBB HBP BLK WP HR S P ERA WHIP	IP WLS BF H R ER SO BB IBB HBP BLK WP HR S P ERA WHIP	IP WLS BF H R ER SO BB IBB HBP BLK WP HR S P ERA WHIP	IP WLS BF H R ER SO BB IBB HBP BLK WP HR S P ERA WHIP	IP WLS BF H R ER SO BB IBB HBP BLK WP HR S P ERA WHIP	IP WLS BF H R ER SO BB IBB HBP BLK WP HR S P ERA WHIP	IP WLS BF H R ER SO BB IBB HBP BLK WP HR S P ERA WHIP	IP WLS BF H R ER SO BB IBB HBP BLK WP HR S P ERA WHIP	IP WLS BF H R ER SO BB IBB HBP BLK WP HR S P ERA WHIP	IP WLS BF H R ER SO BB IBB HBP BLK WP HR S P ERA WHIP	IP WLS BF H R ER SO BB IBB HBP BLK WP HR S P ERA WHIP	IP WLS BF H R ER SO BB IBB HBP BLK WP HR S P ERA WHIP	IP WLS BF H R ER SO BB IBB HBP BLK WP HR S P ERA WHIP	IP WLS BF H R ER SO BB IBB HBP BLK WP HR S P ERA WHIP			

Florida Marlins @ Philadelphia Phillies
Citizens Bank Park, Philadelphia, PA
Fri Apr 16 2010, 7:08 PM - 10:10 PM EDT
Att: 45,245 - Overcast - 63 F

AB 39
R 6
H 14
RBI 6
BB 0
SO 4
LOB 15



Batter	1	2	3	4	5	6	7	8	9	AB	R	H	RBI	BB	SO	LOB	BOTTOM			
8 Shane Victorino, S (1, 8) OBP: 0.292, SLG: 0.489	G3		G4-3			F8				4	1	1	0	1	0	4				
27 Placido Polanco, R (1, 5) OBP: 0.454, SLG: 0.667	F7				G1	F8-3		G6-3		5	1	1	1	0	0	2				
26 Chase Utley, L (1, 4) OBP: 0.510, SLG: 0.895	F7				HR			G6-3		3	2	2	1	2	0	0				
6 Ryan Howard, L (1, 3) OBP: 0.388, SLG: 0.702	G3				G3			G5-6-3		5	2	2	1	0	0	2				
28 Jayson Werth, R (1, 9) OBP: 0.429, SLG: 0.514	F8				G1-3			G5-6-3		4	2	2	1	0	0	3				
29 Raul Ibanez, L (1, 7) OBP: 0.326, SLG: 0.278	1B				G4-3			G5-6-3		2	0	0	0	2	0	1				
7 Juan Castro, R (1, 6) OBP: 0.412, SLG: 0.467	1B				SF9			G5-6-3		3	0	2	3	0	0	0				
Carlos Ruiz, R (1, 2) OBP: 0.471, SLG: 0.320	1B				G5-3			L7		3	0	1	1	1	0	2				
34 Roy Halladay, R (1, 1) OBP: 0.273, SLG: 0.273	K				E4			L3		4	0	1	0	0	2	5				
57 David Herndon, R (9, 1)										0	0	0	0	0	0	0				
46 Ryan Madison, L (9, 1)										0	0	0	0	0	0	0				
Inning Stats	R: 3 E: 0 K: 1 S: 15	H: 3 LOB: 3 BB: 3 P: 35	R: 1 E: 0 K: 0 S: 9	H: 1 LOB: 0 BB: 0 P: 11	R: 1 E: 0 K: 0 S: 10	H: 2 LOB: 2 BB: 1 P: 20	R: 0 E: 0 K: 0 S: 11	H: 1 LOB: 1 BB: 0 P: 17	R: 0 E: 0 K: 0 S: 8	H: 0 LOB: 0 BB: 0 P: 12	R: 0 E: 0 K: 0 S: 6	H: 1 LOB: 0 BB: 0 P: 9	R: 3 E: 0 K: 1 S: 22	H: 4 LOB: 2 BB: 1 P: 37	R: 0 E: 0 K: 0 S: 4	H: 0 LOB: 0 BB: 1 P: 9	1B: 8 2B: 3 3B: 0 HR: 2	SF: 1 SAC: 0 DP: 2 HBP: 0	WP: 0 PB: 0 SB: 0 CS: 0	PA: 40
PITCHER	IP WLS BF H R ER SO BB IBB HBP BLK WP HR S P ERA WHIP	IP WLS BF H R ER SO BB IBB HBP BLK WP HR S P ERA WHIP	IP WLS BF H R ER SO BB IBB HBP BLK WP HR S P ERA WHIP	IP WLS BF H R ER SO BB IBB HBP BLK WP HR S P ERA WHIP	IP WLS BF H R ER SO BB IBB HBP BLK WP HR S P ERA WHIP	IP WLS BF H R ER SO BB IBB HBP BLK WP HR S P ERA WHIP	IP WLS BF H R ER SO BB IBB HBP BLK WP HR S P ERA WHIP	IP WLS BF H R ER SO BB IBB HBP BLK WP HR S P ERA WHIP	IP WLS BF H R ER SO BB IBB HBP BLK WP HR S P ERA WHIP	IP WLS BF H R ER SO BB IBB HBP BLK WP HR S P ERA WHIP	IP WLS BF H R ER SO BB IBB HBP BLK WP HR S P ERA WHIP	IP WLS BF H R ER SO BB IBB HBP BLK WP HR S P ERA WHIP	IP WLS BF H R ER SO BB IBB HBP BLK WP HR S P ERA WHIP	IP WLS BF H R ER SO BB IBB HBP BLK WP HR S P ERA WHIP	IP WLS BF H R ER SO BB IBB HBP BLK WP HR S P ERA WHIP	IP WLS BF H R ER SO BB IBB HBP BLK WP HR S P ERA WHIP	IP WLS BF H R ER SO BB IBB HBP BLK WP HR S P ERA WHIP	IP WLS BF H R ER SO BB IBB HBP BLK WP HR S P ERA WHIP	IP WLS BF H R ER SO BB IBB HBP BLK WP HR S P ERA WHIP	

Florida Marlins @ Philadelphia Phillies
Citizens Bank Park, Philadelphia, PA
Fri Apr 16 2010, 7:08 PM - 10:10 PM EDT
Att: 45,245 - Overcast - 63 F

AB 33
R 8
H 12
RBI 8
BB 6
SO 2
LOB 19




Batter	1	2	3	4	5	6	7	8	9	AB	R	H	RBI	BB	SO	LOB	TOP
8 Chris Coghlan, L (1,7) OBP: 0.159, SLG: 0.119	G6-3	G3		F7			G5-3			4	0	0	0	0	0	2	Florida Marlins @ Philadelphia Phillies Citizens Bank Park, Philadelphia, PA Sat Apr 17 2010, 7:09 PM - 9:29 PM EDT Att: 45,305 - Cloudy - 51 F
24 Cameron Maybin, R (1,8) OBP: 0.398, SLG: 0.373	BB	BB				K		F7		4	1	1	0	0	2	0	
2 Hanley Ramirez, R (1,6) OBP: 0.474, SLG: 0.511	BB	BB				K		G6-3		3	1	1	0	1	1	0	
3 Jorge Cantu, R (1,5) OBP: 0.352, SLG: 0.604	BB	BB				K		F9		4	1	1	1	0	1	1	
6 Dan Uggla, R (1,4) OBP: 0.398, SLG: 0.500	BB	BB						G5-3		4	1	1	1	0	0	1	
29 Ronny Paulino, R (1,2) OBP: 0.320, SLG: 0.478	HR					K		F8		4	1	1	3	0	2	1	
12 Cody Ross, R (1,9) OBP: 0.327, SLG: 0.408	G5-3							BB		3	0	0	0	1	1	0	
15 Gaby Sanchez, R (1,3) OBP: 0.426, SLG: 0.538	G4-3							F8		2	0	0	0	1	0	0	
30 Brian Barden, R (7,PR)										1	0	0	0	0	0	1	
47 Ricky Nolasco, R (1,1) OBP: 0.143, SLG: 0.143	G6-3									3	0	1	0	0	1	1	
Inning Stats	R: 5 H: 4 E: 0 K: 0 S: 16	H: 4 R: 0 ER: 0 LOB: 0 P: 25	R: 0 H: 0 E: 0 K: 1 S: 10	H: 0 R: 0 ER: 0 LOB: 1 P: 12	R: 0 H: 1 E: 0 K: 1 S: 9	H: 1 R: 0 ER: 0 LOB: 1 P: 14	R: 0 H: 0 E: 0 K: 3 S: 9	H: 0 R: 0 ER: 0 LOB: 0 P: 7	R: 0 H: 1 E: 0 K: 1 S: 8	H: 0 R: 0 ER: 0 LOB: 1 P: 16	R: 0 H: 0 E: 0 K: 0 S: 6	H: 0 R: 0 ER: 0 LOB: 1 P: 12	R: 0 H: 0 E: 0 K: 0 S: 7	H: 0 R: 0 ER: 0 LOB: 1 P: 17	1B: 5 2B: 0 3B: 0 HR: 1	SF: 0 SAC: 0 DP: 0 HBP: 0	WP: 0 PA: 35 PB: 0 SB: 1 CS: 1
PITCHER	IP WLS BF H R ER SO BB IBB HBP BLK WP HR S P ERA WHIP																
50 Jamie Moyer, L (1,1) ERA: 7.5	6.0 L 25 6 5 5 7 1 0 0 0 0 0 1 58 89 7.50 1.167																
44 Nelson Figueroa, R (7,1) ERA: 2.45	2.0 6 0 0 0 1 1 0 0 0 0 0 0 14 28 0.00 0.500																
37 Chad Durbin, R (9,1) ERA:	1.0 4 0 0 0 0 1 0 0 0 0 0 0 7 17 0.00 1.000																

Batter	1	2	3	4	5	6	7	8	9	AB	R	H	RBI	BB	SO	LOB	BOTTOM				
8 Shane Victorino, S (1,8) OBP: 0.308, SLG: 0.479	G6-3			P5						3	0	1	0	1	0	0	Florida Marlins @ Philadelphia Phillies Citizens Bank Park, Philadelphia, PA Sat Apr 17 2010, 7:09 PM - 9:29 PM EDT Att: 45,305 - Cloudy - 51 F				
27 Placido Polanco, R (1,5) OBP: 0.415, SLG: 0.612	P5			K				G5-4-3		4	0	0	0	0	1	3					
26 Chase Utley, L (1,4) OBP: 0.509, SLG: 0.854	P5									3	0	1	0	1	0	0					
6 Ryan Howard, L (1,3) OBP: 0.358, SLG: 0.647		P6		F8				F9		4	0	0	0	0	4						
28 Javson Werth, R (1,9) OBP: 0.435, SLG: 0.579		K								3	1	1	1	1	1	0					
29 Raul Ibanez, L (1,7) OBP: 0.300, SLG: 0.250		F8								4	0	0	0	0	1	1					
7 Juan Castro, R (1,6) OBP: 0.400, SLG: 0.444										3	0	1	0	0	0	0					
23 Brian Schneider, L (1,2) OBP: 0.273, SLG: 0.111										3	0	1	0	0	0	1					
50 Jamie Moyer, L (1,1) OBP: 0.333, SLG: 0.333										1	0	0	0	0	1	0					
3 Ross Gload, L (6,PH)										1	0	0	0	0	0	1					
44 Nelson Figueroa, R (7,1) OBP: 1.000, SLG: 1.500										0	0	0	0	0	0	0					
19 Greg Dobbs, L (8,PH) OBP: 0.333, SLG: 0.286										1	0	0	0	0	0	0					
37 Chad Durbin, R (9,1) ERA:										0	0	0	0	0	0	0					
Inning Stats	R: 0 H: 0 E: 0 K: 0 S: 7	H: 0 R: 0 ER: 0 LOB: 0 P: 11	R: 0 H: 0 E: 0 K: 1 S: 10	H: 0 R: 0 ER: 0 LOB: 0 P: 13	R: 0 H: 0 E: 0 K: 1 S: 8	H: 0 R: 0 ER: 0 LOB: 0 P: 11	R: 0 H: 1 E: 0 K: 1 S: 9	H: 1 R: 0 ER: 0 LOB: 1 P: 13	R: 0 H: 0 E: 0 K: 0 S: 8	H: 0 R: 0 ER: 0 LOB: 0 P: 14	R: 0 H: 1 E: 0 K: 0 S: 11	H: 1 R: 0 ER: 0 LOB: 3 P: 23	R: 0 H: 1 E: 0 K: 1 S: 8	H: 1 R: 0 ER: 0 LOB: 1 P: 12	R: 0 H: 1 E: 0 K: 0 S: 4	H: 1 R: 0 ER: 0 LOB: 0 P: 5	R: 1 H: 1 E: 0 K: 0 S: 6	H: 1 R: 0 ER: 0 LOB: 0 P: 7	1B: 4 2B: 0 3B: 0 HR: 1	SF: 0 SAC: 0 DP: 2 HBP: 0	WP: 0 PA: 33 PB: 0 SB: 0 CS: 0
PITCHER	IP WLS BF H R ER SO BB IBB HBP BLK WP HR S P ERA WHIP																				
47 Ricky Nolasco, R (1,1) ERA: 3.74	9.0 W 33 5 1 1 4 3 0 0 0 0 0 1 71 109 1.00 0.889																				

Batter	1	2	3	4	5	6	7	8	9	AB	R	H	RBI	BB	SO	LOB	TOP										
8 Shane Victorino, S (1, 8) OBP: 0.250, SLG: 0.387	G4-3		P6			K		G6-3		4	0	0	0	0	1	1	Philadelphia Phillies @ Arizona Diamondbacks Chase Field, Phoenix, AZ Sat Apr 24 2010, 5:11 PM - 7:45 PM MST Att: 33,334 - Clear - 73 F										
27 Placido Polanco, R (1, 5) OBP: 0.365, SLG: 0.507	F8		G6-3			G5-3		F9		4	0	0	0	0	0	1											
26 Chase Utley, L (1, 4) OBP: 0.430, SLG: 0.641	F7		F7			K		F7		4	0	0	0	0	1	0											
6 Ryan Howard, L (1, 3) OBP: 0.291, SLG: 0.474	G4-3				K			G4-3		4	0	0	0	0	1	0											
28 Jayson Werth, R (1, 9) OBP: 0.408, SLG: 0.633	HR		F8			F9		HR		4	2	2	2	0	0	0											
29 Raul Ibanez, L (1, 7) OBP: 0.382, SLG: 0.352	G3-1		F8			HR		1B		4	1	2	1	0	0	0											
7 Juan Castro, R (1, 6) OBP: 0.341, SLG: 0.385						G4-3		F9		2	0	1	0	0	0	0											
21 Wilson Valdez, R (7, PH) (7, 6)										2	0	0	0	0	0	1											
Carlos Ruiz, R (1, 2) OBP: 0.434, SLG: 0.357						F8		2B		2	0	1	0	1	0	0											
44 Nelson Figueroa, R (1, 1) OBP: 0.500, SLG: 0.750						G6-3		L3		2	0	0	0	0	1	2											
37 Chad Durbin, R (6, 1)										0	0	0	0	0	0	0											
3 Ross Gload, L (8, PH) OBP: 0.300, SLG: 0.300										1	0	0	0	0	0	1											
52 Jose Contreras, R (8, 1)										0	0	0	0	0	0	0											
46 Ryan Madson, L (9, 1)										0	0	0	0	0	0	0											
Inning Stats	R: 0 E: 0 K: 0 S: 8	H: 0 LOB: 0 BB: 0 P: 10	R: 1 E: 0 K: 1 S: 15	H: 2 LOB: 2 BB: 1 P: 29	R: 0 E: 0 K: 0 S: 7	H: 0 LOB: 0 BB: 0 P: 9	R: 0 E: 0 K: 1 S: 8	H: 0 LOB: 0 BB: 0 P: 14	R: 0 E: 0 K: 0 S: 6	H: 0 LOB: 0 BB: 0 P: 8	R: 0 E: 0 K: 2 S: 9	H: 0 LOB: 0 BB: 0 P: 13	R: 1 E: 0 K: 0 S: 11	H: 1 LOB: 0 BB: 0 P: 18	R: 0 E: 0 K: 0 S: 8	H: 1 LOB: 1 BB: 0 P: 10	R: 1 E: 0 K: 0 S: 7	H: 2 LOB: 1 BB: 0 P: 12	1B: 1 2B: 2 3B: 0 HR: 3	SF: 0 SAC: 0 DP: 0 HBP: 0	WP: 0 PB: 0 SB: 0 CS: 0	PA: 34					
PITCHER	IP	WLS	BF	H	R	ER	SO	BB	IBB	HBP	BLK	WP	HR	S	P	ERA	WHIP										
31 Ian Kennedy, R ERA: 4.43	8.0		29	4	2	2	4	1	0	0	0	0	2	72	111	2.25	0.625										
58 Juan Gutierrez, R ERA: 6.0	1.0	L	5	2	1	1	0	0	0	0	0	0	1	7	12	9.00	2.000										

Batter	1	2	3	4	5	6	7	8	9	AB	R	H	RBI	BB	SO	LOB	BOTTOM										
2 Kelly Johnson, L (1, 4) OBP: 0.431, SLG: 0.800	K		BB			HR		K		3	1	1	2	1	2	0	Philadelphia Phillies @ Arizona Diamondbacks Chase Field, Phoenix, AZ Sat Apr 24 2010, 5:11 PM - 7:45 PM MST Att: 33,334 - Clear - 73 F										
6 Stephen Drew, L (1, 6) OBP: 0.368, SLG: 0.467	BB		F9			F7		K2-3		3	0	0	0	1	1	1											
10 Justin Upton, R (1, 9) OBP: 0.293, SLG: 0.358	BB		FC5-4			L7		K		4	0	1	0	0	1	1											
27 Mark Reynolds, R (1, 5) OBP: 0.343, SLG: 0.552	1B		K					1B		4	0	1	0	0	1	3											
25 Adam LaRoche, L (1, 3) OBP: 0.351, SLG: 0.412	1B					K		K		4	0	1	0	0	3	1											
24 Chris Young, R (1, 8) OBP: 0.315, SLG: 0.463	P6					K		G1-6-3		4	0	1	0	0	1	1											
18 Gerardo Parra, L (1, 7) OBP: 0.270, SLG: 0.389										4	0	2	0	0	0	1											
5 Cole Gillespie, R (9, PR) OBP: 0.200, SLG: 0.400	1B					G3				0	0	0	0	0	0	0											
19 Chris Snyder, R (1, 2) OBP: 0.375, SLG: 0.439	F8									4	1	1	0	0	2	3											
31 Ian Kennedy, R OBP: 0.286, SLG: 0.167										2	0	0	0	0	0	2											
58 Juan Gutierrez, R (9, 1)										0	0	0	0	0	0	0											
3 Tony Abreu, S (9, PH) OBP: 0.320, SLG: 0.348										1	0	0	0	0	1	1											
Inning Stats	R: 0 E: 0 K: 1 S: 12	H: 1 LOB: 1 BB: 1 P: 22	R: 0 E: 0 K: 0 S: 15	H: 2 LOB: 2 BB: 0 P: 24	R: 0 E: 0 K: 1 S: 12	H: 0 LOB: 1 BB: 1 P: 21	R: 0 E: 0 K: 2 S: 8	H: 0 LOB: 0 BB: 0 P: 13	R: 2 E: 0 K: 0 S: 16	H: 2 LOB: 0 BB: 0 P: 20	R: 0 E: 0 K: 1 S: 6	H: 1 LOB: 0 BB: 0 P: 9	R: 0 E: 0 K: 2 S: 11	H: 0 LOB: 0 BB: 0 P: 15	R: 0 E: 0 K: 3 S: 12	H: 1 LOB: 1 BB: 0 P: 19	R: 0 E: 0 K: 2 S: 12	H: 1 LOB: 1 BB: 0 P: 16	1B: 6 2B: 2 3B: 0 HR: 1	SF: 0 SAC: 1 DP: 1 HBP: 0	WP: 0 PB: 0 SB: 0 CS: 0	PA: 36					
PITCHER	IP	WLS	BF	H	R	ER	SO	BB	IBB	HBP	BLK	WP	HR	S	P	ERA	WHIP										
44 Nelson Figueroa, R ERA: 2.92	5.0		21	5	2	2	4	2	0	0	0	0	1	63	100	3.60	1.400										
37 Chad Durbin, R ERA: 0.96	2.0		7	1	0	0	3	0	0	0	0	0	0	17	24	0.00	0.500										
52 Jose Contreras, R ERA: 1.59	1.0	W	4	1	0	0	3	0	0	0	0	0	0	12	19	0.00	1.000										
46 Ryan Madson, R ERA: 6.75	1.0	S	4	1	0	0	2	0	0	0	0	0	0	12	16	0.00	1.000										

AB	33
R	3
H	6
RBI	3
BB	1
SO	4
LOB	6



Batter	1	2	3	4	5	6	7	8	9	AB	R	H	RBI	BB	SO	LOB	TOP					
8 Shane Victorino, S (1.8) OBP: 0.271, SLG: 0.425	F9		BB				G4-3		K	5	1	3	0	0	1	0	Philadelphia Phillies @ San Francisco Giants AT&T Park, San Francisco, CA Mon Apr 26 2010, 7:18 PM - 10:00 PM PDT Att: 30,035 - Cloudy - 53 F					
27 Placido Polanco, R (1.5) OBP: 0.363, SLG: 0.486	BB		L8				K		F9	4	0	1	0	1	1	2						
26 Chase Utley, L (1.4) OBP: 0.438, SLG: 0.600									K	2	0	0	1	2	1	1						
6 Ryan Howard, L (1.3) OBP: 0.299, SLG: 0.458	F8						G4-3			3	0	0	0	1	1	5						
28 Javson Werth, R (1.9) OBP: 0.405, SLG: 0.600	K									2	0	0	0	2	2	5						
10 Ben Francisco, R (1.7) OBP: 0.283, SLG: 0.235										4	0	0	0	0	1	8						
21 Wilson Valdez, R (1.6) OBP: 0.167, SLG: 0.167										3	0	0	0	0	2	0						
3 Ross Gload, L (8. PH) OBP: 0.313, SLG: 0.313										1	0	0	0	0	0	0						
7 Juan Castro, R (8.6) OBP: 0.341, SLG: 0.385										0	0	0	0	0	0	0						
Carlos Ruiz, R (1.2) OBP: 0.426, SLG: 0.347										3	0	0	0	1	0	0						
34 Roy Halladay, R (1.1) OBP: 0.167, SLG: 0.167										3	0	0	0	0	2	1						
19 Greg Dobbs, L (8. PH) OBP: 0.256, SLG: 0.474										1	0	0	0	0	0	0						
58 Antonio Bastardo, R (8.1) OBP: 0.273, SLG: 0.600										0	0	0	0	0	0	0						
Inning Stats	R: 0 H: 1 E: 0 K: 1 S: 12	H: 1 LOB: 2 BB: 1 P: 21	R: 0 H: 0 E: 0 K: 1 S: 11	H: 0 LOB: 1 BB: 1 P: 17	R: 0 H: 1 E: 0 K: 1 S: 16	H: 1 LOB: 3 BB: 1 P: 26	R: 0 H: 0 E: 0 K: 2 S: 11	H: 0 LOB: 0 BB: 0 P: 16	R: 1 H: 1 E: 0 K: 1 S: 12	H: 1 LOB: 2 BB: 2 P: 27	R: 0 H: 0 E: 0 K: 1 S: 7	H: 0 LOB: 0 BB: 0 P: 7	R: 0 H: 1 E: 0 K: 2 S: 15	H: 3 LOB: 3 BB: 2 P: 27	R: 0 H: 0 E: 0 K: 0 S: 9	H: 0 LOB: 0 BB: 0 P: 10	R: 0 H: 0 E: 0 K: 2 S: 9	H: 0 LOB: 0 BB: 0 P: 11	1B: 2 2B: 2 3B: 0 HR: 0	SF: 0 SAC: 0 DP: 0 HBP: 1	WP: 0 PB: 0 SB: 2 CS: 0	PA: 39
PITCHER	IP WLS BF H R ER SO BB IBB HBP BLK WP HR S P ERA WHIP	5.0 W 24 3 1 1 6 5 0 1 0 0 0 62 107 1.80 1.600	1.1 H 5 1 0 0 2 0 0 0 0 0 0 13 15 0.00 0.750	0.2 H 4 0 0 0 1 2 0 0 0 0 0 9 19 0.00 3.000	2.0 6 0 0 0 2 0 0 0 0 0 0 0 18 21 0.00 0.000	PITCHER										IP WLS BF H R ER SO BB IBB HBP BLK WP HR S P ERA WHIP	3.0 L 10 4 0 0 0 0 0 0 0 0 0 11 17 0.00 1.000					

Batter	1	2	3	4	5	6	7	8	9	AB	R	H	RBI	BB	SO	LOB	BOTTOM			
56 Andres Torres, S (1.8) OBP: 0.324, SLG: 0.323	F8	F9					P5			4	0	1	0	0	0	1	Philadelphia Phillies @ San Francisco Giants AT&T Park, San Francisco, CA Mon Apr 26 2010, 7:18 PM - 10:00 PM PDT Att: 30,035 - Cloudy - 53 F			
16 Edgar Renteria, R (1.6) OBP: 0.333, SLG: 0.379			G1-3							4	1	2	0	0	1	1				
48 Pablo Sandoval, S (1.5) OBP: 0.434, SLG: 0.595										4	2	2	0	0	0	1				
17 Aubrey Huff, L (1.3) OBP: 0.333, SLG: 0.358										4	0	1	1	0	1	2				
35 Travis Ishikawa, L (9.3) OBP: 0.273, SLG: 0.600										0	0	0	0	0	0	0				
7 Mark DeRosa, R (1.4) OBP: 0.349, SLG: 0.333										3	0	1	2	1	1	1				
12 Nate Schierholtz, L (1.9) OBP: 0.375, SLG: 0.444										4	0	0	0	0	1	2				
20 John Bowker, L (1.7) OBP: 0.222, SLG: 0.302										3	1	1	0	0	1	1				
41 Jeremy Affeldt, L (7.1) ERA: 2.25										0	0	0	0	0	0	0				
54 Sergio Romo, R (8.1) ERA: 0.93										1	0	0	0	0	1	1				
22 Eli Whiteside, R (1.2) OBP: 0.389, SLG: 0.882										3	1	2	2	0	1	0				
57 Jonathan Sánchez, L (1.1) OBP: 0.167, SLG: 0.167										1	0	0	0	0	0	1				
Matt Downs, R (8. PH) OBP: 0.500, SLG: 0.400										1	0	0	0	0	0	0				
59 Guillermo Mota, R (6.1) ERA: 1.69										0	0	0	0	0	0	0				
8 Eugenio Velez, S (7.7) OBP: 0.273, SLG: 0.400										1	0	0	0	0	0	0				
Inning Stats	R: 2 H: 3 E: 0 K: 0 S: 11	H: 3 LOB: 1 BB: 0 P: 17	R: 1 H: 2 E: 0 K: 0 S: 9	H: 2 LOB: 1 BB: 0 P: 13	R: 0 H: 0 E: 0 K: 0 S: 7	H: 0 LOB: 0 BB: 0 P: 9	R: 0 H: 0 E: 0 K: 2 S: 13	H: 0 LOB: 0 BB: 0 P: 18	R: 0 H: 1 E: 0 K: 2 S: 9	H: 1 LOB: 1 BB: 0 P: 14	R: 1 H: 2 E: 0 K: 1 S: 13	H: 2 LOB: 1 BB: 0 P: 18	R: 1 H: 2 E: 0 K: 0 S: 10	H: 2 LOB: 1 BB: 0 P: 15	R: 0 H: 0 E: 0 K: 2 S: 11	H: 0 LOB: 1 BB: 1 P: 17	1B: 6 2B: 3 3B: 0 HR: 1	SF: 0 SAC: 0 DP: 0 HBP: 0	WP: 1 PB: 0 SB: 0 CS: 0	PA: 34
PITCHER	IP WLS BF H R ER SO BB IBB HBP BLK WP HR S P ERA WHIP	7.0 L 30 7 0 0 0 0 0 0 0 0 0 11 17 0.00 1.000	1.0 L 4 0 0 0 2 1 0 0 0 0 0 0 11 17 0.00 1.000	PITCHER										IP WLS BF H R ER SO BB IBB HBP BLK WP HR S P ERA WHIP	1.0 L 4 0 0 0 2 1 0 0 0 0 0 0 11 17 0.00 1.000					



Batter	1	2	3	4	5	6	7	8	9	AB	R	H	RBI	BB	SO	LOB	TOP					
8 Shane Victorino, S (1, 8) OBP: 0.258, SLG: 0.405	F9		P5		F8			K		4	0	0	0	0	1	2	Philadelphia Phillies @ San Francisco Giants AT&T Park, San Francisco, CA Tue Apr 27 2010, 7:17 PM - 9:48 PM PDT Att: 31,792 - Partly Cloudy - 54 F					
27 Placido Polanco, R (1, 5) OBP: 0.345, SLG: 0.462	L9		K		F8			G6-4-3		4	0	0	0	0	1	2						
26 Chase Utley, L (1, 4) OBP: 0.430, SLG: 0.581	K				K					4	0	1	0	0	2	0						
6 Ryan Howard, L (1, 3) OBP: 0.308, SLG: 0.460										4	0	2	0	0	1	0						
28 Javson Werth, R (1, 9) OBP: 0.410, SLG: 0.693										4	0	2	0	0	1	0						
29 Raul Ibanez, L (1, 7) OBP: 0.342, SLG: 0.350										3	1	1	0	1	1	0						
29 Raul Ibanez, L (1, 7) OBP: 0.342, SLG: 0.350										2	0	0	1	0	0	2						
7 Juan Castro, R (1, 6) OBP: 0.318, SLG: 0.357										3	0	0	0	0	1	2						
Carlos Ruiz, R (1, 2) OBP: 0.438, SLG: 0.340										1	1	0	0	2	0	0						
50 Jamie Moyer, L (1, 1) OBP: 0.333, SLG: 0.200										1	0	0	0	0	0	0						
37 Chad Durbin, R (7, 1) ERA: 2.7										0	0	0	0	0	0	0						
3 Ross Gload, L (8, PH) OBP: 0.313, SLG: 0.313										0	0	0	0	0	0	0						
10 Ben Francisco, R (8, PH) OBP: 0.300, SLG: 0.278										1	0	1	1	0	0	0						
16 J.C. Romero, S (8, 1) ERA: 5.4										0	0	0	0	0	0	0						
Inning Stats	R: 0 E: 0 K: 1 S: 7	H: 0 LOB: 0 BB: 0 P: 10	R: 1 E: 0 K: 0 S: 8	H: 2 LOB: 0 BB: 0 P: 15	R: 0 E: 0 K: 1 S: 10	H: 0 LOB: 1 BB: 1 P: 17	R: 0 E: 0 K: 2 S: 14	H: 1 LOB: 2 BB: 1 P: 25	R: 0 E: 0 K: 0 S: 10	H: 0 LOB: 0 BB: 0 P: 14	R: 0 E: 0 K: 0 S: 5	H: 0 LOB: 0 BB: 0 P: 6	R: 0 E: 0 K: 0 S: 5	H: 0 LOB: 0 BB: 0 P: 5	R: 1 E: 0 K: 1 S: 11	H: 1 LOB: 0 BB: 1 P: 19	R: 0 E: 0 K: 2 S: 8	H: 1 LOB: 0 BB: 0 P: 11	1B: 4 2B: 1 3B: 0 HR: 0	SF: 1 SAC: 1 DP: 1 HBP: 0	WP: 1 PB: 0 SB: 1 CS: 0	PA: 32
PITCHER	IP WLS BF H R ER SO BB IBB HBP BLK WP HR S P ERA WHIP																					
37 Todd Wellemeyer, R (1, 1) ERA: 6.33	7.0 W 26 3 2 2 4 3 0 0 0 0 0 0 62 99 2.57 0.857																					
45 Dan Runzler, L (8, 1) ERA: 2.7	1.0 3 1 0 0 1 0 0 0 0 1 0 8 12 0.00 1.000																					
49 Brandon Medders, R (8, 1) ERA: 5.4	1.0 3 1 0 0 2 0 0 0 0 0 0 8 11 0.00 1.000																					

Batter	1	2	3	4	5	6	7	8	9	AB	R	H	RBI	BB	SO	LOB	BOTTOM			
56 Andres Torres, S (1, 8) OBP: 0.342, SLG: 0.353	F9		F7							3	2	1	0	1	0	0	Philadelphia Phillies @ San Francisco Giants AT&T Park, San Francisco, CA Tue Apr 27 2010, 7:17 PM - 9:48 PM PDT Att: 31,792 - Partly Cloudy - 54 F			
16 Edgar Renteria, R (1, 6) OBP: 0.355, SLG: 0.400	G6-3		G6-4-3							4	1	3	2	0	0	0				
48 Pablo Sandoval, S (1, 5) OBP: 0.437, SLG: 0.590	G5-3		G6-4-3							4	0	2	2	0	0	1				
17 Aubrey Huff, L (1, 3) OBP: 0.329, SLG: 0.394										4	1	1	1	0	0	3				
35 Travis Ishikawa, L (8, 3) OBP: 0.273, SLG: 0.690										0	0	0	0	0	0	0				
7 Mark DeRosa, R (1, 7) OBP: 0.343, SLG: 0.316										3	0	0	0	1	1	2				
1 Benjie Molina, R (1, 2) OBP: 0.371, SLG: 0.411										4	0	2	0	0	0	2				
Matt Downs, R (1, 4) OBP: 0.500, SLG: 0.750										3	1	1	1	0	0	1				
12 Nate Schierholz, L (1, 9) OBP: 0.364, SLG: 0.450										4	0	1	0	0	1	2				
37 Todd Wellemeyer, R (1, 1) OBP: 0.143, SLG: 0.143										3	1	1	0	0	1	3				
45 Dan Runzler, L (8, 1) ERA: 2.61										0	0	0	0	0	0	0				
5 Juan Uribe, R (8, PH) OBP: 0.368, SLG: 0.475										1	0	0	0	0	0	0				
49 Brandon Medders, R (8, 1) ERA: 9.0										0	0	0	0	0	0	0				
Inning Stats	R: 0 E: 0 K: 0 S: 9	H: 0 LOB: 0 BB: 0 P: 14	R: 2 E: 0 K: 1 S: 15	H: 3 LOB: 1 BB: 0 P: 21	R: 0 E: 0 K: 0 S: 8	H: 1 LOB: 0 BB: 0 P: 11	R: 0 E: 0 K: 0 S: 7	H: 1 LOB: 1 BB: 1 P: 13	R: 2 E: 0 K: 0 S: 14	H: 4 LOB: 1 BB: 0 P: 21	R: 0 E: 0 K: 1 S: 13	H: 1 LOB: 2 BB: 0 P: 21	R: 2 E: 1 K: 0 S: 13	H: 2 LOB: 1 BB: 1 P: 24	R: 0 E: 0 K: 1 S: 9	H: 0 LOB: 0 BB: 0 P: 17	1B: 8 2B: 3 3B: 0 HR: 2	SF: 0 SAC: 0 DP: 3 HBP: 1	WP: 0 PB: 0 SB: 1 CS: 1	PA: 36
PITCHER	IP WLS BF H R ER SO BB IBB HBP BLK WP HR S P ERA WHIP																			
50 Jamie Moyer, L (1, 1) ERA: 5.25	6.0 L 27 10 4 4 2 1 0 1 0 0 0 0 66 101 6.00 1.833																			
37 Chad Durbin, R (7, 1) ERA: 2.61	1.0 6 2 2 2 0 1 0 0 0 0 0 13 24 18.00 3.000																			
16 J.C. Romero, L (8, 1) ERA: 9.0	1.0 3 0 0 0 1 0 0 0 0 0 0 9 17 0.00 0.000																			

Batter	1	2	3	4	5	6	7	8	9	AB	R	H	RBI	BB	SO	LOB	TOP										
16 Angel Pagán, S OBP: 0.328, SLG: 0.365	P5		L8		G4-3		G5-3		FC5-4	5	1	3	2	0	0	0											
1 Luis Castillo, S OBP: 0.346, SLG: 0.303	G1-3		G4-3		G4-3		G5-3		FC6	5	0	0	0	0	0	3											
7 José Reyes, S OBP: 0.295, SLG: 0.325	F7		G3		P5		G5-4-3		FC5-4	5	0	1	1	0	0	3											
44 Jason Bay, R OBP: 0.378, SLG: 0.434		5 HR			F8		G5-4-3		F9	5	1	1	0	0	0	3											
5 David Wright, R OBP: 0.430, SLG: 0.506		2H			K		G6-3		G6-3	4	1	1	2	0	1	0											
29 Ike Davis, L OBP: 0.415, SLG: 0.500		2H			G4-3		G1-3		F8	3	0	0	0	1	0	0											
12 Jeff Francoeur, R OBP: 0.167, SLG: 0.091					FC6-4				G6-3	2	2	1	1	0	0	1											
19 Gary Matthews, S OBP: 0.278, SLG: 0.226					FC6-4				G6-3	1	0	0	0	0	0	0											
21 Rod Barajas, R OBP: 0.254, SLG: 0.485										4	3	3	3	0	0	0											
49 Jonathon Niese, L OBP: 0.167, SLG: 0.091										2	1	0	0	1	2	0											
32 Jenny Mejia, R ERA: 5.0										0	0	0	0	0	0	0											
27 Frank Catalanotto, L OBP: 0.230, SLG: 0.211										1	0	0	0	0	0	0											
38 Manny Acosta, R ERA: 5.4										0	0	0	0	0	0	0											
Inning Stats	R: 0 E: 0 K: 0 S: 9	H: 0 LOB: 0 BB: 0 P: 11	R: 3 E: 0 K: 1 S: 15	H: 3 LOB: 0 BB: 0 P: 22	R: 0 E: 0 K: 0 S: 8	H: 0 LOB: 1 BB: 0 P: 9	R: 0 E: 0 K: 1 S: 12	H: 0 LOB: 1 BB: 0 P: 23	R: 1 E: 0 K: 1 S: 17	H: 2 LOB: 0 BB: 0 P: 30	R: 0 E: 0 K: 0 S: 9	H: 0 LOB: 0 BB: 0 P: 14	R: 4 E: 0 K: 0 S: 13	H: 3 LOB: 0 BB: 1 P: 25	R: 0 E: 0 K: 0 S: 6	H: 0 LOB: 2 BB: 0 P: 10	R: 1 E: 1 K: 0 S: 13	H: 2 LOB: 2 BB: 0 P: 22	1B: 2 2B: 3 3B: 1 HR: 4	SF: 0 SAC: 0 DP: 1 HBP: 1	WP: 1 PB: 0 SB: 1 CS: 0	PA: 40					
PITCHER	IP	WLS	BF	H	R	ER	SO	BB	IBB	HBP	BLK	WP	HR	S	P	ERA	WHIP										
38 Kyle Kendrick, R ERA: 7.61	5.0	L	21	5	4	4	3	1	0	0	0	0	3	61	95	7.20	1.200										
55 Danyls Baez, R ERA: 5.0	1.0		7	2	4	4	0	1	0	1	0	1	0	14	26	36.00	3.000										
57 David Herndon, R ERA: 5.06	2.0		6	1	0	0	0	0	0	0	0	0	0	14	23	0.00	0.500										
54 Brad Lidge, R ERA: 27.0	0.1		3	2	1	1	0	0	0	0	0	0	1	7	11	27.00	6.000										
16 J.C. Romero, L ERA: 5.4	0.2		3	0	0	0	0	0	0	0	0	0	0	6	11	0.00	0.000										

New York Mets @ Philadelphia Phillies
Citizens Bank Park, Philadelphia, PA

AB 37
R 9
H 10
RBI 9
BB 2
SO 3
LOB 10



WP: 1 PA: 40
PB: 0
SB: 1
CS: 0

Batter	1	2	3	4	5	6	7	8	9	AB	R	H	RBI	BB	SO	LOB	BOTTOM										
8 Shane Victorino, S OBP: 0.263, SLG: 0.387	G5-3		F7		K2-3					4	0	1	0	0	1	2											
27 Placido Polanco, R OBP: 0.301, SLG: 0.425	G5-3		F8							4	0	0	0	0	1	1											
26 Chase Utley, L OBP: 0.431, SLG: 0.550			G3							2	0	0	0	1	0	0											
6 Ryan Howard, L OBP: 0.310, SLG: 0.484			L8							4	0	0	0	0	2	3											
28 Jayson Werth, R OBP: 0.402, SLG: 0.584										4	1	2	0	0	1	0											
29 Raul Ibanez, L OBP: 0.341, SLG: 0.338										4	0	1	0	0	1	2											
7 Juan Castro, R OBP: 0.288, SLG: 0.320										4	0	1	0	0	0	2											
Carlos Ruiz, R OBP: 0.429, SLG: 0.327										3	0	1	1	1	2	1											
38 Kyle Kendrick, R ERA: 7.61										1	0	0	0	0	0	2											
21 Wilson Valdez, R OBP: 0.194, SLG: 0.286										1	0	0	0	0	0	0											
55 Danyls Baez, R ERA: 5.0										0	0	0	0	0	0	0											
57 David Herndon, R ERA: 5.06										0	0	0	0	0	0	0											
19 Greg Dobbs, L OBP: 0.201, SLG: 0.429										1	0	0	0	0	0	0											
54 Brad Lidge, R ERA: 27.0										0	0	0	0	0	0	0											
16 J.C. Romero, S ERA: 5.4										0	0	0	0	0	0	0											
3 Ross Gload, L OBP: 0.276, SLG: 0.278										1	0	0	0	0	0	2											
Inning Stats	R: 0 E: 0 K: 1 S: 11	H: 0 LOB: 1 BB: 1 P: 18	R: 1 E: 0 K: 0 S: 15	H: 3 LOB: 2 BB: 0 P: 25	R: 0 E: 0 K: 0 S: 4	H: 0 LOB: 0 BB: 0 P: 5	R: 0 E: 0 K: 1 S: 12	H: 0 LOB: 0 BB: 0 P: 19	R: 0 E: 0 K: 2 S: 9	H: 0 LOB: 0 BB: 0 P: 11	R: 0 E: 0 K: 1 S: 6	H: 0 LOB: 0 BB: 0 P: 11	R: 0 E: 0 K: 2 S: 13	H: 1 LOB: 1 BB: 0 P: 18	R: 0 E: 0 K: 1 S: 10	H: 1 LOB: 2 BB: 0 P: 16	R: 0 E: 0 K: 0 S: 8	H: 1 LOB: 2 BB: 1 P: 20	1B: 6 2B: 0 3B: 0 HR: 0	SF: 0 SAC: 0 DP: 0 HBP: 1	WP: 0 PB: 0 SB: 0 CS: 0	PA: 36					
PITCHER	IP	WLS	BF	H	R	ER	SO	BB	IBB	HBP	BLK	WP	HR	S	P	ERA	WHIP										
49 Jonathon Niese, L ERA: 3.1	7.0	W	26	4	1	1	7	1	0	0	0	0	0	70	107	1.29	0.714										
32 Jenny Mejia, R ERA: 1.64	1.0		5	1	0	0	1	0	0	1	0	0	0	10	16	0.00	1.000										
36 Manny Acosta, R ERA: 6.75	1.0		5	1	0	0	0	0	0	0	0	0	0	8	20	0.00	2.000										

New York Mets @ Philadelphia Phillies
Citizens Bank Park, Philadelphia, PA

AB 33
R 1
H 6
RBI 1
BB 2
SO 8
LOB 15



WP: 0 PA: 36
PB: 0
SB: 0
CS: 0

Batter	1	2	3	4	5	6	7	8	9	AB	R	H	RBI	BB	SO	LOB	TOP			
16 Angel Pagán, S OBP: 0.314, SLG: 0.346	F8		L4		L3			E6		4	0	0	0	0	0	1	<p>New York Mets @ Philadelphia Phillies Citizens Bank Park, Philadelphia, PA Sat May 01 2010, 3:11 PM - 5:37 PM EDT Att: 45,264 - Partly Cloudy - 88 F</p>			
13 Alex Cora, L OBP: 0.292, SLG: 0.243	F8		G4-3			G3		G6-4-3		4	0	0	0	0	0	2				
7 José Reyes, S OBP: 0.283, SLG: 0.310	K			L8		F8			G4-3	4	0	0	0	0	1	0				
44 Jason Bay, R OBP: 0.382, SLG: 0.430		1B		F8			HBP		K	3	0	1	0	0	1	0				
5 David Wright, R OBP: 0.427, SLG: 0.513	K									3	0	1	0	0	2	2				
17 Fernando Tatis, R OBP: 0.258, SLG: 0.345	K			2B					G6-3	1	0	0	0	0	0	0				
29 Ike Davis, L OBP: 0.409, SLG: 0.472	K2-3									2	0	0	0	1	1	1				
12 Jeff Francoeur, R OBP: 0.344, SLG: 0.512	G5-3				G4-3					3	0	0	0	0	0	3				
4 Henry Blanco, R OBP: 0.296, SLG: 0.318										3	0	1	0	0	1	0				
34 Mike Pelfrey, R OBP: 0.400, SLG: 0.250										0	0	0	0	0	0	0				
19 Gary Matthews, S OBP: 0.270, SLG: 0.219										1	0	0	0	0	0	0				
22 Raul Valdes, L OBP: 0.333, SLG: 0.333										0	0	0	0	0	0	0				
27 Frank Catalanotto, L OBP: 0.190, SLG: 0.200										1	0	0	0	0	0	0				
36 Manny Acosta, R OBP: 0.190, SLG: 0.200										0	0	0	0	0	0	0				
Inning Stats	R: 0 E: 0 K: 1 S: 9	H: 0 LOB: 0 BB: 0 P: 13	R: 0 E: 0 K: 2 S: 15	H: 1 LOB: 1 BB: 0 P: 18	R: 0 E: 0 K: 0 S: 12	H: 1 LOB: 1 BB: 0 P: 15	R: 0 E: 0 K: 0 S: 16	H: 1 LOB: 2 BB: 0 P: 27	R: 0 E: 0 K: 1 S: 8	H: 0 LOB: 0 BB: 0 P: 9	R: 0 E: 0 K: 1 S: 8	H: 0 LOB: 0 BB: 0 P: 11	R: 0 E: 1 K: 0 S: 6	H: 0 LOB: 0 BB: 0 P: 7	R: 0 E: 0 K: 1 S: 8	H: 0 LOB: 0 BB: 0 P: 11	1B: 1 2B: 2 3B: 0 HR: 0	SF: 0 SAC: 1 DP: 1 HBP: 1	WP: 0 PB: 0 SB: 1 CS: 0	PA: 32
PITCHER 34 Roy Halladay, R ERA: 1.47	IP: 9.0 WLS: W BF: 32 H: 3 R: 0 ER: 0 SO: 6 BB: 1 IBB: 0 HBP: 1 BLK: 0 WP: 0 HR: 0 S: 88 P: 118 ERA: 0.00 WHIP: 0.444											PITCHER	IP: 9.0 WLS: W BF: 32 H: 3 R: 0 ER: 0 SO: 6 BB: 1 IBB: 0 HBP: 1 BLK: 0 WP: 0 HR: 0 S: 88 P: 118 ERA: 0.00 WHIP: 0.444							

Batter	1	2	3	4	5	6	7	8	9	AB	R	H	RBI	BB	SO	LOB	BOTTOM			
8 Shane Victorino, S OBP: 0.269, SLG: 0.429	G6-3		G3	HR		K		P3		5	1	2	3	0	1	0	<p>New York Mets @ Philadelphia Phillies Citizens Bank Park, Philadelphia, PA Sat May 01 2010, 3:11 PM - 5:37 PM EDT Att: 45,264 - Partly Cloudy - 88 F</p>			
27 Placido Polanco, R OBP: 0.313, SLG: 0.402	G6-3		G5-3	G6-3		G6-3		F9		5	0	0	0	0	0	1				
26 Chase Utley, L OBP: 0.439, SLG: 0.576	G1-3			1B	2B			G3		5	3	3	0	0	0	1				
6 Ryan Howard, L OBP: 0.308, SLG: 0.475	G3			1B	2B					4	1	1	0	0	1	3				
28 Jayson Werth, R OBP: 0.417, SLG: 0.588	G6-3			1B	BB			1B		3	3	2	2	1	0	0				
29 Raul Ibanez, L OBP: 0.337, SLG: 0.361	L4			1B	3B			FC3		4	0	1	2	0	1	3				
7 Juan Castro, R OBP: 0.304, SLG: 0.340				1B	K			F9		3	0	1	2	1	1	3				
Carlos Ruiz, R OBP: 0.432, SLG: 0.339	K			1B	K2-3					4	1	2	1	0	2	2				
34 Roy Halladay, R OBP: 0.182, SLG: 0.182			G4-3	1B						4	1	1	0	0	2	2				
Inning Stats	R: 0 E: 0 K: 0 S: 8	H: 1 LOB: 1 BB: 0 P: 12	R: 0 E: 0 K: 1 S: 16	H: 0 LOB: 1 BB: 1 P: 25	R: 0 E: 0 K: 0 S: 10	H: 0 LOB: 0 BB: 0 P: 13	R: 6 E: 0 K: 1 S: 22	H: 7 LOB: 0 BB: 0 P: 32	R: 2 E: 0 K: 2 S: 12	H: 2 LOB: 1 BB: 1 P: 24	R: 0 E: 0 K: 2 S: 10	H: 0 LOB: 0 BB: 0 P: 15	R: 2 E: 1 K: 2 S: 16	H: 3 LOB: 2 BB: 0 P: 24	R: 0 E: 0 K: 0 S: 4	H: 0 LOB: 0 BB: 0 P: 6		1B: 7 2B: 4 3B: 1 HR: 1	SF: 0 SAC: 0 DP: 0 HBP: 0	WP: 0 PB: 0 SB: 0 CS: 0
PITCHER 34 Mike Pelfrey, R ERA: 2.4	IP: 4.0 WLS: L BF: 20 H: 8 R: 6 ER: 6 SO: 2 BB: 1 IBB: 0 HBP: 0 BLK: 0 WP: 0 HR: 1 S: 56 P: 82 ERA: 13.50 WHIP: 2.250											PITCHER	IP: 4.0 WLS: L BF: 20 H: 8 R: 6 ER: 6 SO: 2 BB: 1 IBB: 0 HBP: 0 BLK: 0 WP: 0 HR: 1 S: 56 P: 82 ERA: 13.50 WHIP: 2.250							
22 Raul Valdes, L ERA: 3.55	IP: 3.0 WLS: 0 BF: 16 H: 5 R: 4 ER: 3 SO: 6 BB: 1 IBB: 0 HBP: 0 BLK: 0 WP: 0 HR: 0 S: 38 P: 63 ERA: 9.00 WHIP: 2.000											PITCHER	IP: 3.0 WLS: 0 BF: 16 H: 5 R: 4 ER: 3 SO: 6 BB: 1 IBB: 0 HBP: 0 BLK: 0 WP: 0 HR: 0 S: 38 P: 63 ERA: 9.00 WHIP: 2.000							
36 Manny Acosta, R ERA: 5.4	IP: 1.0 WLS: 0 BF: 3 H: 0 R: 0 ER: 0 SO: 0 BB: 0 IBB: 0 HBP: 0 BLK: 0 WP: 0 HR: 0 S: 4 P: 6 ERA: 0.00 WHIP: 0.000											PITCHER	IP: 1.0 WLS: 0 BF: 3 H: 0 R: 0 ER: 0 SO: 0 BB: 0 IBB: 0 HBP: 0 BLK: 0 WP: 0 HR: 0 S: 4 P: 6 ERA: 0.00 WHIP: 0.000							

Batter	1	2	3	4	5	6	7	8	9	AB	R	H	RBI	BB	SO	LOB	TOP										
55 Skip Schumaker, L (1,4) OBP: 0.304, SLG: 0.284	L9		K					P5		4	0	1	0	0	1	0	St. Louis Cardinals @ Philadelphia Phillies Citizens Bank Park, Philadelphia, PA Wed May 05 2010, 7:09 PM - 9:40 PM EDT Att. 44,261 - Clear - 75 F										
47 Ryan Ludwick, R (1,9) OBP: 0.350, SLG: 0.429	K		F8					K		4	0	0	0	0	2	1											
5 Albert Pujols, R (1,3) OBP: 0.415, SLG: 0.607								F8		3	0	1	0	1	0	0											
7 Matt Holliday, R (1,7) OBP: 0.333, SLG: 0.457	L8									4	0	0	0	0	1	2											
28 Colby Rasmus, L (1,8) OBP: 0.434, SLG: 0.650										4	0	1	0	0	0	1											
23 David Freese, R (1,5) OBP: 0.408, SLG: 0.539										3	0	1	0	1	0	1											
4 Yadier Molina, R (1,2) OBP: 0.359, SLG: 0.407										3	0	1	0	0	0	3											
33 Brad Penny, R (1,1)										2	0	0	0	0	0	1											
15 Jon Jay, L (7,PH) OBP: 0.300, SLG: 0.400										1	0	1	0	0	0	0											
41 Mitchell Boggs, R (7,1)										0	0	0	0	0	0	0											
36 Denny Reyes, R (8,1)										0	0	0	0	0	0	0											
13 Brendan Ryan, R (1,6) OBP: 0.277, SLG: 0.262										3	0	0	0	0	0	2											
Inning Stats	R: 0 E: 0 K: 1 S: 9	H: 0 LOB: 1 BB: 1 P: 18	R: 0 E: 0 K: 0 S: 7	H: 2 LOB: 1 BB: 0 P: 10	R: 0 E: 0 K: 1 S: 7	H: 0 LOB: 0 BB: 0 P: 12	R: 0 E: 0 K: 1 S: 12	H: 1 LOB: 2 BB: 1 P: 21	R: 0 E: 0 K: 0 S: 6	H: 0 LOB: 0 BB: 0 P: 11	R: 0 E: 0 K: 0 S: 6	H: 2 LOB: 1 BB: 0 P: 10	R: 0 E: 0 K: 1 S: 10	H: 0 LOB: 0 BB: 0 P: 15	R: 0 E: 0 K: 0 S: 9	H: 0 LOB: 0 BB: 0 P: 17	1B: 4 2B: 2 3B: 0 HR: 0	SF: 0 SAC: 0 DP: 1 HBP: 0	WP: 0 PB: 0 SB: 0 CS: 1	PA: 33							
PITCHER	IP	WLS	BF	H	R	ER	SO	BB	IBB	HBP	BLK	WP	HR	S	P	ERA	WHIP										
38 Kyle Kendrick, R (1,1) ERA: 5.87	7.0	W	27	6	0	0	3	2	0	0	1	0	0	56	93	0.00	1.143										
55 Dany's Baez, R (8,1) ERA: 7.35	1.0		3	0	0	0	1	0	0	0	0	0	0	10	15	0.00	0.000										
52 Jose Contreras, R (9,1) ERA: 1.04	1.0		3	0	0	0	0	0	0	0	0	0	0	9	17	0.00	0.000										

AB	31
R	0
H	6
RBI	0
BB	2
SO	4
LOB	11



Batter	1	2	3	4	5	6	7	8	9	AB	R	H	RBI	BB	SO	LOB	BOTTOM										
8 Shane Victorino, S (1,8) OBP: 0.281, SLG: 0.470	K									4	2	2	1	0	1	2	St. Louis Cardinals @ Philadelphia Phillies Citizens Bank Park, Philadelphia, PA Wed May 05 2010, 7:09 PM - 9:40 PM EDT Att. 44,261 - Clear - 75 F										
27 Placido Polanco, R (1,5) OBP: 0.310, SLG: 0.435	G4-3									4	1	1	2	0	0	0											
26 Chase Utley, L (1,4) OBP: 0.427, SLG: 0.600	G4-3									3	0	1	0	1	0	0											
6 Ryan Howard, L (1,3) OBP: 0.308, SLG: 0.482										4	0	1	0	0	1	2											
28 Jayson Werth, R (1,9) OBP: 0.405, SLG: 0.600										3	0	0	0	0	3	2											
29 Raul Ibanez, L (1,7) OBP: 0.337, SLG: 0.365										3	0	0	0	0	0	1											
7 Juan Castro, R (1,6) OBP: 0.271, SLG: 0.303										3	0	1	0	0	0	0											
21 Wilson Valdez, R (7,PR) OBP: 0.214, SLG: 0.286										0	1	0	0	0	0	0											
23 Brian Schneider, L (1,2) OBP: 0.250, SLG: 0.118										3	0	0	0	0	0	1											
38 Kyle Kendrick, R (1,1)										2	0	0	0	0	1	0											
19 Greg Dobbs, L (7,PH) OBP: 0.292, SLG: 0.500										1	0	1	1	0	0	0											
55 Dany's Baez, R (8,1)										0	0	0	0	0	0	0											
52 Jose Contreras, R (9,1) ERA: 1.23										0	0	0	0	0	0	0											
Inning Stats	R: 0 E: 0 K: 1 S: 11	H: 0 LOB: 0 BB: 0 P: 17	R: 0 E: 0 K: 1 S: 7	H: 0 LOB: 0 BB: 0 P: 13	R: 0 E: 0 K: 1 S: 7	H: 0 LOB: 0 BB: 0 P: 10	R: 2 E: 0 K: 1 S: 9	H: 3 LOB: 1 BB: 0 P: 15	R: 0 E: 0 K: 0 S: 5	H: 0 LOB: 0 BB: 0 P: 7	R: 1 E: 0 K: 2 S: 10	H: 2 LOB: 1 BB: 0 P: 13	R: 1 E: 0 K: 0 S: 15	H: 2 LOB: 2 BB: 0 P: 19	R: 0 E: 0 K: 0 S: 5	H: 0 LOB: 0 BB: 1 P: 10	1B: 4 2B: 1 3B: 0 HR: 2	SF: 0 SAC: 0 DP: 1 HBP: 0	WP: 0 PB: 0 SB: 0 CS: 0	PA: 31							
PITCHER	IP	WLS	BF	H	R	ER	SO	BB	IBB	HBP	BLK	WP	HR	S	P	ERA	WHIP										
33 Brad Penny, R (1,1) ERA: 1.99	6.0	L	23	5	3	3	6	0	0	0	0	0	0	49	75	4.50	0.833										
41 Mitchell Boggs, R (7,1) ERA: 3.97	1.1		7	2	1	1	0	1	0	0	0	0	0	18	27	6.75	2.250										
36 Denny Reyes, L (8,1) ERA: 1.23	0.2		1	0	0	0	0	0	0	0	0	0	0	2	2	0.00	0.000										

AB	30
R	4
H	7
RBI	4
BB	1
SO	6
LOB	8



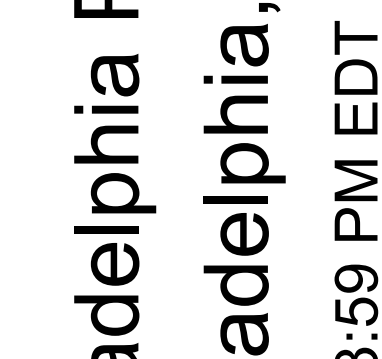
Batter	1	2	3	4	5	6	7	8	9	AB	R	H	RBI	BB	SO	LOB	TOP					
55 Skip Schumaker, L OBP: 0.317, SLG: 0.292										4	0	2	0	1	0	0	St. Louis Cardinals @ Philadelphia Phillies Citizens Bank Park, Philadelphia, PA Thu May 06 2010, 1:07 PM - 3:59 PM EDT Att: 44,831 - Partly Cloudy - 79 F					
34 Nick Stavinoza, R OBP: 0.381, SLG: 0.667										4	0	1	0	0	3	4						
30 Jason Motte, R										0	0	0	0	0	0	0						
36 Dennys Reyes, R										0	0	0	0	0	0	0						
22 Joe Mather, R OBP: 0.214, SLG: 0.259										1	0	0	0	0	1	0						
5 Albert Pujols, R OBP: 0.417, SLG: 0.600										3	0	1	1	1	0	2						
7 Matt Holliday, R OBP: 0.331, SLG: 0.450										4	0	1	0	0	1	6						
23 David Freese, R OBP: 0.402, SLG: 0.522										3	1	0	0	1	1	1						
28 Colby Rasmus, L OBP: 0.247, SLG: 0.627										3	0	0	0	0	2	3						
21 Jason LaRue, R OBP: 0.167, SLG: 0.182										3	0	0	1	0	0	2						
26 Kyle Lohse, R OBP: 0.325, SLG: 0.417										1	0	0	0	0	0	1						
47 Ryan Ludwick, R OBP: 0.347, SLG: 0.425										1	0	0	0	0	0	0						
53 Blake Hawksworth, R										0	0	0	0	0	0	0						
43 Trever Miller, R										0	0	0	0	0	0	0						
15 Jon Jay, L OBP: 0.333, SLG: 0.417										2	1	1	0	0	0	2						
27 Tyler Greene, R OBP: 0.214, SLG: 0.429										4	0	1	0	0	1	2						
Inning Stats	R: 0 E: 0 K: 0 S: 8	H: 2 LOB: 1 BB: 13	R: 1 E: 2 K: 0 S: 11	H: 0 LOB: 1 BB: 17	R: 0 E: 0 K: 1 S: 6	H: 0 LOB: 0 BB: 8	R: 0 E: 0 K: 2 S: 13	H: 1 LOB: 1 BB: 20	R: 0 E: 0 K: 3 S: 13	H: 0 LOB: 3 BB: 25	R: 0 E: 0 K: 1 S: 8	H: 0 LOB: 0 BB: 13	R: 1 E: 0 K: 2 S: 15	H: 3 LOB: 2 BB: 23	R: 0 E: 0 K: 0 S: 6	H: 0 LOB: 1 BB: 11	R: 0 E: 0 K: 1 S: 9	H: 0 LOB: 0 BB: 12	1B: 7 2B: 0 3B: 0 HR: 0	SF: 0 SAC: 0 DP: 3 HBP: 2	WP: 1 PB: 0 SB: 0 CS: 0	PA: 38
PITCHER	IP: 7.0 WLS: W BF: 31	H: 7 R: 2 ER: 1 SO: 9	BB: 3 IBB: 0 HBP: 0 BLK: 0	WP: 1 HR: 0 S: 74 P: 119	ERA: 1.29 WHIP: 1.429	PITCHER	IP: 7.0 WLS: W BF: 31	H: 7 R: 2 ER: 1 SO: 9	BB: 3 IBB: 0 HBP: 0 BLK: 0	WP: 1 HR: 0 S: 74 P: 119	ERA: 1.29 WHIP: 1.429											
34 Roy Halladay, R ERA: 1.45	IP: 1.0 WLS: W BF: 4	H: 0 R: 0 ER: 0 SO: 1	BB: 0 IBB: 0 HBP: 2 BLK: 0	WP: 0 HR: 0 S: 6 P: 11	ERA: 0.00 WHIP: 0.000																	
37 Chad Durbin, R ERA: 2.03	IP: 1.0 WLS: W BF: 3	H: 0 R: 0 ER: 0 SO: 1	BB: 0 IBB: 0 HBP: 0 BLK: 0	WP: 0 HR: 0 S: 9 P: 12	ERA: 0.00 WHIP: 0.000																	

Batter	1	2	3	4	5	6	7	8	9	AB	R	H	RBI	BB	SO	LOB	BOTTOM			
8 Shane Victorino, S OBP: 0.278, SLG: 0.467										5	1	1	0	0	0	0	St. Louis Cardinals @ Philadelphia Phillies Citizens Bank Park, Philadelphia, PA Thu May 06 2010, 1:07 PM - 3:59 PM EDT Att: 44,831 - Partly Cloudy - 79 F			
27 Placido Polanco, R OBP: 0.306, SLG: 0.425										5	0	1	0	0	1	2				
26 Chase Utley, L OBP: 0.426, SLG: 0.587										4	1	1	0	1	0	3				
6 Ryan Howard, L OBP: 0.320, SLG: 0.483										4	1	2	2	1	1	1				
28 Jayson Werth, R OBP: 0.417, SLG: 0.657										4	2	3	3	0	1	2				
29 Raul Ibanez, L OBP: 0.352, SLG: 0.409										3	1	2	1	1	0	2				
Carlos Ruiz, R OBP: 0.449, SLG: 0.429										4	0	3	1	0	0	0				
21 Wilson Valdez, R OBP: 0.222, SLG: 0.333										4	0	1	0	0	1	3				
34 Roy Halladay, R ERA: 1.45	IP: 4.0 WLS: L BF: 23	H: 5 R: 3 ER: 3 SO: 3	BB: 1 IBB: 0 HBP: 0 BLK: 0	WP: 0 HR: 1 S: 62 P: 105	ERA: 6.75 WHIP: 2.500															
19 Greg Dobbs, L OBP: 0.280, SLG: 0.478	IP: 1.0 WLS: W BF: 6	H: 3 R: 1 ER: 1 SO: 1	BB: 0 IBB: 0 HBP: 1 BLK: 0	WP: 0 HR: 0 S: 15 P: 24	ERA: 9.00 WHIP: 3.000															
37 Chad Durbin, R ERA: 2.31	IP: 1.0 WLS: W BF: 4	H: 0 R: 0 ER: 0 SO: 0	BB: 1 IBB: 0 HBP: 0 BLK: 0	WP: 0 HR: 0 S: 7 P: 12	ERA: 0.00 WHIP: 1.000															
36 Dennys Reyes, L ERA: 1.08	IP: 1.0 WLS: W BF: 4	H: 0 R: 0 ER: 0 SO: 0	BB: 0 IBB: 0 HBP: 0 BLK: 0	WP: 0 HR: 0 S: 7 P: 12	ERA: 0.00 WHIP: 0.000															
Inning Stats	R: 3 E: 0 K: 0 S: 21	H: 4 LOB: 2 BB: 1 P: 35	R: 2 E: 1 K: 1 S: 16	H: 3 LOB: 2 BB: 0 P: 29	R: 0 E: 0 K: 1 S: 9	H: 0 LOB: 0 BB: 15	R: 0 E: 0 K: 1 S: 16	H: 2 LOB: 2 BB: 0 P: 26	R: 1 E: 0 K: 1 S: 10	H: 2 LOB: 0 BB: 0 P: 14	R: 0 E: 1 K: 0 S: 6	H: 0 LOB: 0 BB: 12	R: 1 E: 0 K: 1 S: 15	H: 3 LOB: 2 BB: 1 P: 24	R: 0 E: 0 K: 0 S: 7	H: 0 LOB: 1 BB: 1 P: 12	1B: 7 2B: 5 3B: 0 HR: 2	SF: 0 SAC: 0 DP: 1 HBP: 0	WP: 0 PB: 0 SB: 0 CS: 1	PA: 41
PITCHER	IP: 4.0 WLS: L BF: 23	H: 5 R: 3 ER: 3 SO: 3	BB: 1 IBB: 0 HBP: 0 BLK: 0	WP: 0 HR: 1 S: 62 P: 105	ERA: 6.75 WHIP: 2.500	PITCHER	IP: 4.0 WLS: L BF: 23	H: 5 R: 3 ER: 3 SO: 3	BB: 1 IBB: 0 HBP: 0 BLK: 0	WP: 0 HR: 1 S: 62 P: 105	ERA: 6.75 WHIP: 2.500									
26 Kyle Lohse, R ERA: 3.38	IP: 0.1 WLS: W BF: 0	H: 0 R: 0 ER: 0 SO: 0	BB: 0 IBB: 0 HBP: 0 BLK: 0	WP: 0 HR: 0 S: 0 P: 0	ERA: 0.00 WHIP: 0.000															
53 Blake Hawksworth, R ERA: 3.0	IP: 1.0 WLS: W BF: 6	H: 3 R: 1 ER: 1 SO: 1	BB: 0 IBB: 0 HBP: 0 BLK: 0	WP: 0 HR: 0 S: 15 P: 24	ERA: 9.00 WHIP: 3.000															
43 Trever Miller, L ERA: 0.38	IP: 1.0 WLS: W BF: 4	H: 0 R: 0 ER: 0 SO: 0	BB: 0 IBB: 0 HBP: 0 BLK: 0	WP: 0 HR: 0 S: 7 P: 12	ERA: 0.00 WHIP: 1.000															

AB 33
R 2
H 7
RBI 2
BB 3
SO 10
LOB 23



AB 37
R 7
H 14
RBI 7
BB 3
SO 5
LOB 15



Batter	1	2	3	4	5	6	7	8	9	AB	R	H	RBI	BB	SO	LOB	TOP																				
4 Omar Infante, R OBP: 0.311, SLG: 0.379	G6-3			F8			K		G6-3	4	0	0	0	0	1	0	Atlanta Braves @ Philadelphia Phillies Citizens Bank Park, Philadelphia, PA Fri May 07 2010, 7:08 PM - 9:24 PM EDT Att: 45,349 - Cloudy - 70 F																				
14 Martin Prado, R OBP: 0.375, SLG: 0.431	F9			G5-3			F7			3	0	0	0	0	0	0																					
10 Chipper Jones, S OBP: 0.388, SLG: 0.370	P3			F8			F9			3	0	0	0	0	0	0																					
25 Troy Glaus, R OBP: 0.336, SLG: 0.326						P6				3	0	2	0	0	0	0																					
23 Matt Diaz, R OBP: 0.231, SLG: 0.246						F8				3	0	0	0	0	0	2																					
8 David Ross, R OBP: 0.310, SLG: 0.231						P3				3	0	0	0	0	0	1																					
53 Melky Cabrera, S OBP: 0.279, SLG: 0.217										3	0	0	0	0	0	1																					
24 Nate McLouth, L OBP: 0.301, SLG: 0.308										3	0	0	0	0	2	0																					
32 Derek Lowe, R OBP: 0.261, SLG: 0.292										1	0	0	0	0	1	0																					
18 Brandon Hicks, R										1	0	0	0	0	1	0																					
39 Jonny Venters, L										0	0	0	0	0	0	0																					
46 Craig Kimbrel, R										0	0	0	0	0	0	0																					
43 Jesse Chavez, R										0	0	0	0	0	0	0																					
20 Eric Hinske, L										1	0	0	0	0	0	0																					
Inning Stats	R: 0 E: 0 K: 0 S: 6	H: 0 LOB: 0 BB: 0 P: 11	R: 0 E: 0 K: 0 S: 3	H: 1 LOB: 0 BB: 0 P: 3	R: 0 E: 0 K: 2 S: 12	H: 0 LOB: 0 BB: 0 P: 15	R: 0 E: 0 K: 0 S: 8	H: 0 LOB: 0 BB: 0 P: 10	R: 0 E: 0 K: 0 S: 8	H: 0 LOB: 0 BB: 0 P: 14	R: 0 E: 0 K: 2 S: 11	H: 0 LOB: 0 BB: 0 P: 15	R: 0 E: 0 K: 1 S: 6	H: 0 LOB: 0 BB: 0 P: 9	R: 0 E: 0 K: 0 S: 12	H: 1 LOB: 1 BB: 0 P: 19	R: 0 E: 0 K: 0 S: 5	H: 0 LOB: 0 BB: 0 P: 9	1B: 2 2B: 0 3B: 0 HR: 0	SF: 0 SAC: 0 DP: 1 HBP: 0	WP: 0 PB: 0 SB: 0 CS: 0	PA: 28															
PITCHER	IP	WLS	BF	H	R	ER	SO	BB	IBB	HBP	BLK	WP	HR	S	P	ERA	WHIP	PITCHER	IP	WLS	BF	H	R	ER	SO	BB	IBB	HBP	BLK	WP	HR	S	P	ERA	WHIP		
50 Jamie Moyer, L ERA: 4.38	9.0	W	28	2	0	0	5	0	0	0	0	0	0	71	105	0.00	0.222																				

AB 28
R 0
H 2
RBI 0
BB 0
SO 5
LOB 4



Batter	1	2	3	4	5	6	7	8	9	AB	R	H	RBI	BB	SO	LOB	BOTTOM																			
8 Shane Victorino, S OBP: 0.267, SLG: 0.448	G4-3		G6-3			F7				5	0	0	0	0	0	0	Atlanta Braves @ Philadelphia Phillies Citizens Bank Park, Philadelphia, PA Fri May 07 2010, 7:08 PM - 9:24 PM EDT Att: 45,349 - Cloudy - 70 F																			
27 Placido Polanco, R OBP: 0.310, SLG: 0.432	G3		G6-3			L4				5	1	2	0	0	0	0																				
26 Chase Utley, L OBP: 0.444, SLG: 0.594	G3		HR			WP				2	2	2	0	2	0	0																				
6 Ryan Howard, L OBP: 0.326, SLG: 0.484	G3		HR			K				4	2	2	0	0	1	3																				
28 Jayson Werth, R OBP: 0.420, SLG: 0.689	K		HR			F4				4	1	2	3	0	1	5																				
29 Raul Ibanez, L OBP: 0.357, SLG: 0.413			G4-3			HR				4	1	2	2	0	1	1																				
Carlos Ruiz, R OBP: 0.452, SLG: 0.425			G4-3			IBB				3	0	1	0	1	1	1																				
21 Wilson Valdez, R OBP: 0.227, SLG: 0.318			G1-6-3			G6-3				4	0	1	2	0	0	3																				
50 Jamie Moyer, L OBP: 0.308, SLG: 0.182			K			G1-3				4	0	0	0	0	1	3																				
32 Derek Lowe, R ERA: 6.16	IP	WLS	BF	H	R	ER	SO	BB	IBB	HBP	BLK	WP	HR	S	P	ERA		WHIP	PITCHER	IP	WLS	BF	H	R	ER	SO	BB	IBB	HBP	BLK	WP	HR	S	P	ERA	WHIP
39 Jonny Venters, L ERA: 1.69	1.0	L	4	0	0	0	1	1	0	0	0	1	0	10	19	0.00	1.000																			
46 Craig Kimbrel, R ERA: 1.69	1.0	L	4	1	0	0	2	0	0	0	0	1	0	11	19	0.00	1.000																			
43 Jesse Chavez, R ERA: 4.73	1.0	L	3	0	0	0	0	0	0	0	0	0	0	14	22	0.00	0.000																			

AB 35
R 7
H 12
RBI 7
BB 3
SO 5
LOB 16



Batter	1	2	3	4	5	6	7	8	9	AB	R	H	RBI	BB	SO	LOB	TOP			
24 Nate McLouth, L OBP: 0.306, SLG: 0.305	G3		G3		G6-4-3		14 G4-3 BB		10 G4-3 14 SH3 25 1B	4	1	1	0	1	0	1	Atlanta Braves @ Philadelphia Phillies Citizens Bank Park, Philadelphia, PA Sat May 08 2010, 3:13 PM - 6:24 PM EDT Att: 45,395 - Partly Cloudy - 77 F			
14 Martin Prado, R OBP: 0.364, SLG: 0.417	E5		P4		F8		G4-3		SH3	4	0	0	0	0	0	1				
10 Chipper Jones, S 13 Billy Wagner, L	E3		BB		BB		BB		G4-3	3	1	1	0	2	0	2				
16 Brian McCann, L OBP: 0.416, SLG: 0.382	HBP		BB		BB		K		25 1B	2	1	1	0	2	1	2				
25 Troy Glaus, R OBP: 0.330, SLG: 0.320	K		F9		F8		K		23 FC6-4 1B	5	0	1	1	0	2	9				
20 Eric Hinske, L 23 Matt Diaz, R	G4-3		G1-3		G1-3		53 1B 4 SF8		4 G6-3 53 SH5-3	3	1	1	1	1	0	3				
53 Melky Cabrera, S OBP: 0.280, SLG: 0.221	G6-3		G4-3		G4-3		4 SF8 1B		SH5-3	3	0	1	1	0	0	0				
4 Omar Infante, R OBP: 0.292, SLG: 0.361	K		P3		P3		SF8		G6-3	3	0	0	1	0	1	1				
64 Kris Medlen, S 34 Eric O'Flaherty, L 7 Brockton, R 46 Craig Kimbrel, R 58 Peter Moylan, R 39 Jonny Ventres, L 22 Jesus Hernandez, L 40 Takashi Saito, T 18 Brandon Inge, R	G3-1		G3-1		G3-1		24 G6-4-3 1B		G3	3	0	1	0	0	0	0				
Inning Stats	R: 0 H: 0 E: 2 K: 1 S: 14	H: 0 LOB: 3 BB: 0 P: 18	R: 0 H: 0 E: 0 K: 1 S: 7	H: 0 LOB: 0 BB: 11 P: 11	R: 0 H: 0 E: 0 K: 0 S: 21	H: 0 LOB: 2 BB: 2 P: 34	R: 0 H: 0 E: 0 K: 0 S: 7	H: 1 LOB: 0 BB: 0 P: 12	R: 3 H: 4 E: 0 K: 1 S: 11	H: 4 LOB: 1 BB: 0 P: 13	R: 0 H: 0 E: 0 K: 2 S: 12	H: 0 LOB: 1 BB: 2 P: 26	R: 0 H: 0 E: 0 K: 0 S: 6	H: 0 LOB: 1 BB: 1 P: 11	R: 1 H: 2 E: 0 K: 0 S: 11	H: 2 LOB: 2 BB: 1 P: 20		1B: 6 2B: 1 3B: 0 HR: 0	SF: 1 SAC: 2 DP: 1 HBP: 1	WP: 0 PB: 0 SB: 0 CS: 0
PITCHER	IP WLS BF H R ER SO BB IBB HBP BLK WP HR S P ERA WHIP																			
56 Joe Blanton, R ERA: 4.97	(1, 1)	6.0 L 27 5 3 3 3 2 0 0 1 0 0 0 0 67 95 4.50 1.167																		
16 J.C. Romero, L ERA: 3.95	(7, 1)	0.2 4 0 0 0 1 2 0 0 0 0 0 0 7 18 0.00 3.000																		
37 Chad Durbin, R ERA: 1.98	(7, 1)	0.1 1 0 0 0 1 0 0 0 0 0 0 0 5 8 0.00 0.000																		
52 Jose Contreras, R ERA: 0.93	(8, 1)	1.0 4 0 0 0 0 1 0 0 0 0 0 0 6 11 0.00 1.000																		
55 Danys Baez, R ERA: 6.92	(9, 1)	1.0 6 2 1 1 0 1 0 0 0 0 0 0 11 20 9.00 3.000																		

Batter	1	2	3	4	5	6	7	8	9	AB	R	H	RBI	BB	SO	LOB	BOTTOM			
8 Shane Victorino, S OBP: 0.272, SLG: 0.442	F7		G4-3		G4-3		27 G5-3 19 S BB		F7	4	0	1	1	1	0	2	Atlanta Braves @ Philadelphia Phillies Citizens Bank Park, Philadelphia, PA Sat May 08 2010, 3:13 PM - 6:24 PM EDT Att: 45,395 - Partly Cloudy - 77 F			
19 Greg Dobbs, L OBP: 0.276, SLG: 0.423	P6		K		F8		BB			3	0	0	0	1	1	2				
27 Placido Polanco, R OBP: 0.323, SLG: 0.443	6 1B		28 G6-4-3 1B		6 G4-5-3 1B		G5-3			4	0	3	0	0	0	2				
6 Ryan Howard, L OBP: 0.323, SLG: 0.476	1B		K		G4-5-3		F9			4	0	1	0	0	1	4				
28 Jayson Werth, R OBP: 0.415, SLG: 0.670	F9		G6-4-3		S BB		K			3	0	0	0	1	1	3				
29 Raul Ibanez, L OBP: 0.353, SLG: 0.406	G1-3		56 SH1-4 1B		F8		G6-3			4	0	1	0	0	0	1				
23 Brian Schneider, L OBP: 0.266, SLG: 0.167 Carlos Ruiz, R OBP: 0.458, SLG: 0.427	56 1B		56 SH1-4 1B		21 G6-3 BB		K			1	1	1	0	0	0	0				
21 Wilson Valdez, R OBP: 0.192, SLG: 0.269	K		F8		G6-3		G5-3			2	0	1	0	1	1	0				
56 Joe Blanton, R 16 J.C. Romero, L 37 Chad Durbin, R 3 Ross Gload, L 52 Jose Contreras, R 55 Danys Baez, R 26 Chase Utley, R	8 1B		8 1B		SH1-4		G4-3		K	1	0	1	0	0	0	0				
Inning Stats	R: 0 H: 2 E: 0 K: 0 S: 12	H: 3 LOB: 2 BB: 0 P: 19	R: 1 H: 3 E: 0 K: 2 S: 18	H: 3 LOB: 0 BB: 0 P: 25	R: 0 H: 1 E: 0 K: 1 S: 9	H: 1 LOB: 0 BB: 0 P: 17	R: 0 H: 2 E: 0 K: 0 S: 11	H: 2 LOB: 2 BB: 0 P: 19	R: 0 H: 0 E: 0 K: 0 S: 4	H: 0 LOB: 1 BB: 2 P: 15	R: 0 H: 0 E: 0 K: 0 S: 8	H: 0 LOB: 2 BB: 2 P: 21	R: 0 H: 0 E: 0 K: 2 S: 8	H: 0 LOB: 0 BB: 0 P: 11	R: 0 H: 0 E: 0 K: 1 S: 9	H: 0 LOB: 0 BB: 0 P: 13		1B: 9 2B: 0 3B: 0 HR: 0	SF: 0 SAC: 1 DP: 3 HBP: 0	WP: 0 PB: 0 SB: 2 CS: 0
PITCHER	IP WLS BF H R ER SO BB IBB HBP BLK WP HR S P ERA WHIP																			
54 Kris Medlen, R ERA: 2.45	(1, 1)	4.1 21 9 1 1 3 3 0 0 0 0 0 0 2 3 0.00 0.000																		
34 Eric O'Flaherty, L ERA: 2.13	(5, 1)	0.2 W 1 0 0 0 0 0 0 0 0 0 0 0 2 3 0.00 0.000																		
46 Craig Kimbrel, R ERA:	(6, 1)	0.1 H 3 0 0 0 0 2 0 0 0 0 0 0 3 13 0.00 6.000																		
58 Peter Moylan, R ERA: 2.13	(6, 1)	1.1 H 5 0 0 0 0 2 0 0 0 0 0 0 7 19 0.00 1.500																		
39 Jonny Ventres, L ERA: 1.64	(7, 1)	0.1 H 1 0 0 0 0 0 0 0 0 0 0 0 2 4 0.00 0.000																		
40 Takashi Saito, R ERA: 3.0	(8, 1)	1.0 WLS BF H R ER SO BB IBB HBP BLK WP HR S P ERA WHIP																		
13 Billy Wagner, L ERA: 1.64	(9, 1)	1.0 S 3 0 0 0 1 0 0 0 0 0 0 0 9 13 0.00 0.000																		



Batter	1	2	3	4	5	6	7	8	9	AB	R	H	RBI	BB	SO	LOB	TOP					
4 Omar Infante, R OBP: 0.314, SLG: 0.394										5	1	3	0	0	1	0	Atlanta Braves @ Philadelphia Phillies Citizens Bank Park, Philadelphia, PA Sun May 09 2010, 1:39 PM - 4:16 PM EDT Att: 45,193 - Partly Cloudy - 56 F					
14 Martin Prado, R OBP: 0.365, SLG: 0.416										5	1	2	0	0	1	1						
53 Melky Cabrera, S OBP: 0.279, SLG: 0.222										4	0	1	1	0	0	3						
25 Troy Glaus, R OBP: 0.345, SLG: 0.330										3	0	2	2	1	1	0						
16 Brian McCann, L OBP: 0.410, SLG: 0.367										3	0	0	0	1	2	2						
23 Matt Diaz, R OBP: 0.214, SLG: 0.227										4	0	0	0	0	1	4						
7 Brooks Conrad, S OBP: 0.235, SLG: 0.267										3	0	0	0	1	2	2						
24 Nate McLouth, L OBP: 0.304, SLG: 0.294										3	0	0	0	0	1	5						
11 Kenshin Kawakami, R OBP: 0.200, SLG: 0.111										2	1	0	0	1	1	1						
34 Eric O'Flaherty, L OBP: 0.333, SLG: 0.424										0	0	0	0	0	0	0						
20 Eric Hinske, L OBP: 0.333, SLG: 0.424										1	0	0	0	0	0	0						
Inning Stats	R: 0 E: 0 K: 1 S: 8	H: 2 LOB: 2 BB: 0 P: 12	R: 0 E: 0 K: 1 S: 8	H: 0 LOB: 0 BB: 0 P: 10	R: 0 E: 0 K: 0 S: 8	H: 2 LOB: 2 BB: 0 P: 12	R: 0 E: 0 K: 2 S: 11	H: 0 LOB: 2 BB: 2 P: 24	R: 3 E: 0 K: 1 S: 22	H: 4 LOB: 3 BB: 2 P: 39	R: 0 E: 0 K: 2 S: 10	H: 0 LOB: 0 BB: 0 P: 17	R: 0 E: 0 K: 2 S: 8	H: 0 LOB: 0 BB: 0 P: 10	R: 0 E: 0 K: 1 S: 7	H: 0 LOB: 0 BB: 0 P: 11	R: 0 E: 0 K: 0 S: 7	H: 0 LOB: 0 BB: 0 P: 8	1B: 7 2B: 1 3B: 0 HR: 0	SF: 0 SAC: 0 DP: 1 HBP: 1	WP: 0 PB: 0 SB: 0 CS: 0	PA: 38
PITCHER	IP WLS BF H R ER SO BB IBB HBP BLK WP HR S P ERA WHIP	IP WLS BF H R ER SO BB IBB HBP BLK WP HR S P ERA WHIP	IP WLS BF H R ER SO BB IBB HBP BLK WP HR S P ERA WHIP	IP WLS BF H R ER SO BB IBB HBP BLK WP HR S P ERA WHIP	IP WLS BF H R ER SO BB IBB HBP BLK WP HR S P ERA WHIP	IP WLS BF H R ER SO BB IBB HBP BLK WP HR S P ERA WHIP	IP WLS BF H R ER SO BB IBB HBP BLK WP HR S P ERA WHIP	IP WLS BF H R ER SO BB IBB HBP BLK WP HR S P ERA WHIP	IP WLS BF H R ER SO BB IBB HBP BLK WP HR S P ERA WHIP	IP WLS BF H R ER SO BB IBB HBP BLK WP HR S P ERA WHIP	IP WLS BF H R ER SO BB IBB HBP BLK WP HR S P ERA WHIP	IP WLS BF H R ER SO BB IBB HBP BLK WP HR S P ERA WHIP	IP WLS BF H R ER SO BB IBB HBP BLK WP HR S P ERA WHIP	IP WLS BF H R ER SO BB IBB HBP BLK WP HR S P ERA WHIP	IP WLS BF H R ER SO BB IBB HBP BLK WP HR S P ERA WHIP	IP WLS BF H R ER SO BB IBB HBP BLK WP HR S P ERA WHIP	IP WLS BF H R ER SO BB IBB HBP BLK WP HR S P ERA WHIP					
35 Cole Hamels, L ERA: 4.53	5.0	W	26	8	3	3	5	4	0	1	0	0	0	0	0	0	0	0	0	5.40	2.400	
37 Chad Durbin, R ERA: 1.72	2.0	H	6	0	0	0	4	0	0	0	0	0	0	0	18	27	0.00	0.000				
52 Jose Contreras, R ERA: 0.84	1.0	H	3	0	0	0	1	0	0	0	0	0	0	7	11	0.00	0.000					
54 Brad Lidge, R ERA: 2.7	1.0	S	3	0	0	0	0	0	0	0	0	0	0	7	8	0.00	0.000					

Batter	1	2	3	4	5	6	7	8	9	AB	R	H	RBI	BB	SO	LOB	BOTTOM					
8 Shane Victorino, S OBP: 0.271, SLG: 0.459										4	1	1	1	0	1	0	Atlanta Braves @ Philadelphia Phillies Citizens Bank Park, Philadelphia, PA Sun May 09 2010, 1:39 PM - 4:16 PM EDT Att: 45,193 - Partly Cloudy - 56 F					
27 Placido Polanco, R OBP: 0.326, SLG: 0.466										4	2	2	1	0	1	0						
26 Chase Utley, L OBP: 0.435, SLG: 0.586										4	1	1	0	0	0	0						
6 Ryan Howard, L OBP: 0.321, SLG: 0.465										3	0	0	0	1	2	0						
28 Jayson Werth, R OBP: 0.417, SLG: 0.688										3	1	1	2	0	0	0						
29 Raul Ibanez, L OBP: 0.350, SLG: 0.414										3	0	1	1	0	0	0						
Carlos Ruiz, R OBP: 0.465, SLG: 0.429										2	0	1	0	1	0	1						
21 Wilson Valdez, R OBP: 0.172, SLG: 0.241										3	0	0	0	0	1	5						
35 Cole Hamels, L OBP: 0.133, SLG: 0.200										2	0	0	0	0	1	0						
37 Chad Durbin, R ERA: 5.72	6.2	L	29	7	5	5	5	1	1	1	0	0	0	0	0	0		1.00	0.000			
3 Ross Gload, L OBP: 0.238, SLG: 0.238	1.1		4	0	0	0	1	0	0	0	0	0	0	0	0	0	0.00	0.000				
52 Jose Contreras, R ERA: 1.98	1.1		4	0	0	0	1	0	0	0	0	0	0	0	0	0	0.00	0.000				
54 Brad Lidge, R ERA: 2.7	1.1		4	0	0	0	1	0	0	0	0	0	0	0	0	0	0.00	0.000				
Inning Stats	R: 2 E: 0 K: 0 S: 15	H: 2 LOB: 3 BB: 2 P: 31	R: 1 E: 0 K: 1 S: 11	H: 1 LOB: 0 BB: 0 P: 18	R: 1 E: 0 K: 1 S: 14	H: 2 LOB: 1 BB: 0 P: 20	R: 0 E: 0 K: 1 S: 6	H: 0 LOB: 0 BB: 0 P: 8	R: 0 E: 0 K: 0 S: 5	H: 0 LOB: 0 BB: 0 P: 8	R: 0 E: 0 K: 0 S: 7	H: 1 LOB: 0 BB: 0 P: 9	R: 1 E: 0 K: 1 S: 14	H: 1 LOB: 0 BB: 0 P: 21	R: 0 E: 0 K: 1 S: 9	H: 0 LOB: 0 BB: 0 P: 13	R: 0 E: 0 K: 1 S: 9	H: 0 LOB: 0 BB: 0 P: 13	1B: 2 2B: 2 3B: 0 HR: 3	SF: 1 SAC: 0 DP: 1 HBP: 1	WP: 0 PB: 0 SB: 0 CS: 0	PA: 33
PITCHER	IP WLS BF H R ER SO BB IBB HBP BLK WP HR S P ERA WHIP	IP WLS BF H R ER SO BB IBB HBP BLK WP HR S P ERA WHIP	IP WLS BF H R ER SO BB IBB HBP BLK WP HR S P ERA WHIP	IP WLS BF H R ER SO BB IBB HBP BLK WP HR S P ERA WHIP	IP WLS BF H R ER SO BB IBB HBP BLK WP HR S P ERA WHIP	IP WLS BF H R ER SO BB IBB HBP BLK WP HR S P ERA WHIP	IP WLS BF H R ER SO BB IBB HBP BLK WP HR S P ERA WHIP	IP WLS BF H R ER SO BB IBB HBP BLK WP HR S P ERA WHIP	IP WLS BF H R ER SO BB IBB HBP BLK WP HR S P ERA WHIP	IP WLS BF H R ER SO BB IBB HBP BLK WP HR S P ERA WHIP	IP WLS BF H R ER SO BB IBB HBP BLK WP HR S P ERA WHIP	IP WLS BF H R ER SO BB IBB HBP BLK WP HR S P ERA WHIP	IP WLS BF H R ER SO BB IBB HBP BLK WP HR S P ERA WHIP	IP WLS BF H R ER SO BB IBB HBP BLK WP HR S P ERA WHIP	IP WLS BF H R ER SO BB IBB HBP BLK WP HR S P ERA WHIP	IP WLS BF H R ER SO BB IBB HBP BLK WP HR S P ERA WHIP						
11 Kenshin Kawakami, R ERA: 5.72	6.2	L	29	7	5	5	5	1	1	1	0	0	0	0	0	0	1.00	0.000				
34 Eric O'Flaherty, L ERA: 1.98	1.1		4	0	0	0	1	0	0	0	0	0	0	0	0	0	0.00	0.000				

Batter	1	2	3	4	5	6	7	8	9	10	AB	R	H	RBI	BB	SO	LOB	TOP			
8 Shane Victorino, S OBP: 0.285, SLG: 0.475	G1-3		G3		P4	G3			F7		5	0	0	0	0	0	0				
27 Placido Polanco, R OBP: 0.333, SLG: 0.470	1B				2B			G6-3	F8		4	1	2	0	1	0	0				
26 Chase Utley, L OBP: 0.439, SLG: 0.579	1B		G4-3		1B				F9		5	1	3	1	0	0	1				
6 Ryan Howard, L OBP: 0.333, SLG: 0.464	G4-3				1B			F7			5	1	3	0	0	0	3				
28 Jayson Werth, R OBP: 0.423, SLG: 0.881	K				1B			G6-3			4	0	1	1	0	1	4				
29 Raul Ibanez, L OBP: 0.338, SLG: 0.387	G6-3				BB			K			3	0	0	1	1	1					
Carlos Ruiz, R OBP: 0.472, SLG: 0.476	G5-3				FC5-4			K			2	0	0	0	0	2					
24 Paul Hoover, R (4, 2)					K			K			2	0	0	0	0	2					
21 Wilson Valdez, R OBP: 0.189, SLG: 0.270	G4-3				2B			L9			4	0	2	0	0	0					
34 Roy Halladay, R OBP: 0.143, SLG: 0.143					G6-3			K			3	0	0	0	0	1					
16 J.C. Romero, S (7, 1)					K			G6-3			0	0	0	0	0	0					
19 Greg Dobbs, L OBP: 0.258, SLG: 0.393								K			1	0	0	0	0	1					
55 Danyes Baez, R (8, 1)											0	0	0	0	0	0					
37 Chad Durbin, R (9, 1)											0	0	0	0	0	0					
Inning Stats	R: 0 E: 0 K: 1 S: 9	H: 2 LOB: 2 BB: 0 P: 11	R: 0 E: 0 K: 0 S: 7	H: 0 LOB: 0 BB: 0 P: 9	R: 0 E: 0 K: 1 S: 7	H: 0 LOB: 1 BB: 1 P: 16	R: 1 E: 0 K: 0 S: 12	H: 3 LOB: 2 BB: 1 P: 18	R: 2 E: 0 K: 1 S: 16	H: 3 LOB: 2 BB: 0 P: 24	R: 0 E: 0 K: 0 S: 6	H: 0 LOB: 0 BB: 0 P: 8	R: 0 E: 0 K: 0 S: 6	H: 1 LOB: 1 BB: 0 P: 8	R: 0 E: 0 K: 0 S: 5	H: 0 LOB: 0 BB: 0 P: 7	R: 0 E: 0 K: 0 S: 6	H: 1 LOB: 0 BB: 0 P: 8	1B: 8 2B: 3 3B: 0 HR: 0	SF: 1 SAC: 0 DP: 2 HBP: 1	WP: 0 PA: 42
PITCHER	IP WLS BF ERA	WLS R ER SO	BF H R ER SO	BB IBB HBP BLK	WP HR S P	ERA WHIP	PITCHER	IP WLS BF ERA	WLS R ER SO	BF H R ER SO	BB IBB HBP BLK	WP HR S P	ERA WHIP								
28 Aaron Cook, R ERA: 5.8	6.0	2	28	8	3	3	3	2	0	0	0	0	4.50								
53 Randy Flores, L ERA: 5.8	0.2	3	1	0	0	0	0	0	0	0	0	0	1.500								
34 Matt Belisle, R ERA: 2.42	1.1	5	1	0	0	3	0	0	0	13	17	0.00	0.750								
60 Manny Corpas, R ERA: 3.09	0.2	2	0	0	0	0	0	0	0	4	6	0.00	0.000								
97 Joe Beimel, L ERA: 0.69	1.1	W	4	1	0	0	0	0	0	7	9	0.00	0.750								

Philadelphia Phillies @ Colorado Rockies
Coors Field, Denver, CO
Wed May 12 2010, 1:10 PM - 4:26 PM MDT
Att: 23,475 - Overcast - 40 F

livebaseballscorecards.com

AB 38
R 3
H 11
RBI 3
BB 2
SO 6
LOB 16



Batter	1	2	3	4	5	6	7	8	9	10	AB	R	H	RBI	BB	SO	LOB	BOTTOM					
5 Carlos González, L OBP: 0.347, SLG: 0.487	1B		1B		G3			F6			5	2	3	0	0	4							
7 Seth Smith, L OBP: 0.301, SLG: 0.506	1B				G4-3			L7			5	0	2	0	0	3							
60 Manny Corpas, R ERA: 3.09	1B				1B			F7			0	0	0	0	0	0							
97 Joe Beimel, L ERA: 0.69	1B										0	0	0	0	0	0							
6 Melvin Mora, R OBP: 0.333, SLG: 0.382	SH1-3				F8			FC3			1	0	0	0	0	2							
3 Eric Young Jr., S OBP: 0.351, SLG: 0.344	SH1-3				E4			11 3B			3	1	0	0	0	1							
11 Brad Hawpe, L OBP: 0.450, SLG: 0.700	SF7				G3			G3			4	0	1	3	0	1							
17 Todd Helton, L OBP: 0.355, SLG: 0.291	BB				L9			L3			3	0	0	0	2	0							
9 Ian Stewart, L OBP: 0.378, SLG: 0.524	F8				L9			L4			5	0	1	0	0	2							
21 Miguel Olivo, R OBP: 0.326, SLG: 0.524					1B						5	1	5	1	0	0							
12 Clint Barmes, R OBP: 0.295, SLG: 0.349	K				2B			F8			2	0	0	0	1	2							
28 Aaron Cook, R ERA: 5.8					SH1-4			SH1-4			1	0	0	0	0	1							
19 Ryan Spillane, R ERA: 5.4					BB			FC6-4			1	0	0	0	0	0							
53 Randy Flores, L ERA: 5.8					SH1-4						0	0	0	0	0	0							
34 Matt Belisle, R ERA: 2.42											0	0	0	0	0	0							
24 Dexter Fowler, S OBP: 0.345, SLG: 0.365											0	0	0	0	1	0							
Inning Stats	R: 1 E: 0 K: 0 S: 15	H: 2 LOB: 2 BB: 1 P: 23	R: 0 E: 0 K: 2 S: 9	H: 1 LOB: 0 BB: 0 P: 14	R: 0 E: 0 K: 1 S: 16	H: 2 LOB: 2 BB: 1 P: 22	R: 0 E: 0 K: 0 S: 12	H: 2 LOB: 2 BB: 1 P: 16	R: 0 E: 1 K: 0 S: 10	H: 0 LOB: 1 BB: 0 P: 17	R: 0 E: 0 K: 1 S: 8	H: 1 LOB: 1 BB: 0 P: 13	R: 2 E: 1 K: 0 S: 16	H: 2 LOB: 1 BB: 0 P: 27	R: 0 E: 0 K: 0 S: 10	H: 1 LOB: 2 BB: 1 P: 15	R: 0 E: 0 K: 1 S: 10	H: 0 LOB: 1 BB: 0 P: 22	R: 1 E: 0 K: 0 S: 1	H: 1 LOB: 0 BB: 0 P: 1	1B: 9 2B: 1 3B: 1 HR: 1	SF: 1 SAC: 3 DP: 0 HBP: 0	WP: 1 PA: 43
PITCHER	IP WLS BF ERA	WLS R ER SO	BF H R ER SO	BB IBB HBP BLK	WP HR S P	ERA WHIP	PITCHER	IP WLS BF ERA	WLS R ER SO	BF H R ER SO	BB IBB HBP BLK	WP HR S P	ERA WHIP										
34 Roy Halladay, R ERA: 1.59	6.1	3	10	3	2	4	2	2	0	0	2.84												
16 J.C. Romero, L ERA: 5.4	0.2	2	0	0	0	0	0	0	0	5	11	0.00	0.000										
55 Danyes Baez, R ERA: 6.0	1.0	5	1	0	0	0	1	0	0	10	15	0.00	2.000										
37 Chad Durbin, R ERA: 2.16	1.0	L	5	1	1	1	1	0	0	11	23	9.00	2.000										

Philadelphia Phillies @ Colorado Rockies
Coors Field, Denver, CO
Wed May 12 2010, 1:10 PM - 4:26 PM MDT
Att: 23,475 - Overcast - 40 F

livebaseballscorecards.com

AB 35
R 4
H 12
RBI 4
BB 4
SO 5
LOB 25



Batter	1	2	3	4	5	6	7	8	9	AB	R	H	RBI	BB	SO	LOB	TOP						
2 Ryan Theriot, R OBP: 0.347, SLG: 0.354										4	1	1	0	0	0	0							
13 Starlin Castro, R OBP: 0.429, SLG: 0.500										4	0	2	1	0	1	0							
25 Derrek Lee, R OBP: 0.331, SLG: 0.342										2	1	0	0	2	0	1							
24 Marlon Byrd, R OBP: 0.365, SLG: 0.571										3	1	0	0	0	0	1							
16 Aramis Ramirez, R OBP: 0.234, SLG: 0.280										4	0	0	0	0	2	2							
12 Alfonso Soriano, R OBP: 0.376, SLG: 0.609										3	1	1	0	1	1	0							
1 Kosuke Fukudome, L OBP: 0.410, SLG: 0.536										0	0	0	0	0	0	0							
28 Jeff Baker, R OBP: 0.323, SLG: 0.382										3	0	1	1	0	2	0							
21 Tyler Colvin, L OBP: 0.362, SLG: 0.574										1	0	0	0	0	1	3							
18 Geovany Soto, R OBP: 0.452, SLG: 0.454										3	0	0	0	0	1	1							
43 John Grabow, L										0	0	0	0	0	0	0							
38 Carlos Zambrano, S										0	0	0	0	0	0	0							
22 Xavier Nady, R OBP: 0.323, SLG: 0.327										1	0	1	2	0	0	0							
49 Carlos Marmol, R										0	0	0	0	0	0	0							
32 Tom Gorzelanny, R OBP: 0.133, SLG: 0.133										2	0	0	0	0	1	0							
55 Koyie Hill, S OBP: 0.235, SLG: 0.273										2	0	0	0	0	2	2							
Inning Stats	R: 0 E: 0 K: 0 S: 12	H: 0 LOB: 1 BB: 1 P: 21	R: 0 E: 0 K: 1 S: 11	H: 0 LOB: 0 BB: 0 P: 16	R: 1 E: 0 K: 2 S: 11	H: 2 LOB: 1 BB: 0 P: 16	R: 0 E: 0 K: 2 S: 11	H: 0 LOB: 0 BB: 0 P: 17	R: 0 E: 0 K: 1 S: 9	H: 0 LOB: 0 BB: 0 P: 14	R: 0 E: 0 K: 1 S: 7	H: 0 LOB: 0 BB: 0 P: 10	R: 1 E: 0 K: 0 S: 10	H: 2 LOB: 1 BB: 0 P: 15	R: 0 E: 0 K: 1 S: 6	H: 1 LOB: 0 BB: 0 P: 9	R: 2 E: 0 K: 3 S: 17	H: 1 LOB: 2 BB: 2 P: 31	1B: 5 2B: 1 3B: 0 HR: 0	SF: 0 DP: 0 HBP: 1	WP: 0 PB: 0 SB: 1 CS: 0	PA: 37	
PITCHER	IP WLS BF H R ER SO BB IBB HBP BLK WP HR S P ERA WHIP	IP WLS BF H R ER SO BB IBB HBP BLK WP HR S P ERA WHIP	IP WLS BF H R ER SO BB IBB HBP BLK WP HR S P ERA WHIP	IP WLS BF H R ER SO BB IBB HBP BLK WP HR S P ERA WHIP	IP WLS BF H R ER SO BB IBB HBP BLK WP HR S P ERA WHIP	IP WLS BF H R ER SO BB IBB HBP BLK WP HR S P ERA WHIP	IP WLS BF H R ER SO BB IBB HBP BLK WP HR S P ERA WHIP	IP WLS BF H R ER SO BB IBB HBP BLK WP HR S P ERA WHIP	IP WLS BF H R ER SO BB IBB HBP BLK WP HR S P ERA WHIP	IP WLS BF H R ER SO BB IBB HBP BLK WP HR S P ERA WHIP	IP WLS BF H R ER SO BB IBB HBP BLK WP HR S P ERA WHIP	IP WLS BF H R ER SO BB IBB HBP BLK WP HR S P ERA WHIP	IP WLS BF H R ER SO BB IBB HBP BLK WP HR S P ERA WHIP	IP WLS BF H R ER SO BB IBB HBP BLK WP HR S P ERA WHIP	IP WLS BF H R ER SO BB IBB HBP BLK WP HR S P ERA WHIP	IP WLS BF H R ER SO BB IBB HBP BLK WP HR S P ERA WHIP	IP WLS BF H R ER SO BB IBB HBP BLK WP HR S P ERA WHIP	IP WLS BF H R ER SO BB IBB HBP BLK WP HR S P ERA WHIP	IP WLS BF H R ER SO BB IBB HBP BLK WP HR S P ERA WHIP	IP WLS BF H R ER SO BB IBB HBP BLK WP HR S P ERA WHIP	IP WLS BF H R ER SO BB IBB HBP BLK WP HR S P ERA WHIP	IP WLS BF H R ER SO BB IBB HBP BLK WP HR S P ERA WHIP	IP WLS BF H R ER SO BB IBB HBP BLK WP HR S P ERA WHIP

Chicago Cubs @ Philadelphia Phillies
Citizens Bank Park, Philadelphia, PA
Wed May 19 2010, 7:07 PM - 9:57 PM EDT
Att: 45,140 - Cloudy - 64 F

livebaseballscorecards.com

AB 32
R 4
H 6
RBI 4
BB 3
SO 11
LOB 10

Batter	1	2	3	4	5	6	7	8	9	AB	R	H	RBI	BB	SO	LOB	BOTTOM						
8 Shane Victorino, S OBP: 0.315, SLG: 0.500										4	0	0	0	1	1	2							
27 Placido Polanco, R OBP: 0.335, SLG: 0.456										4	1	1	0	0	0	1							
26 Chase Utley, L OBP: 0.423, SLG: 0.572										3	0	1	0	1	0	0							
6 Ryan Howard, L OBP: 0.352, SLG: 0.491										4	0	1	1	0	1	3							
28 Jayson Werth, R OBP: 0.406, SLG: 0.638										4	0	0	0	0	2	4							
11 Jimmy Rollins, S OBP: 0.455, SLG: 0.600										4	0	1	0	0	1	0							
29 Raul Ibanez, L OBP: 0.344, SLG: 0.397										3	0	1	0	1	0	2							
Carlos Ruiz, R OBP: 0.458, SLG: 0.441										2	0	0	0	0	0	1							
50 Jamie Moyer, L OBP: 0.250, SLG: 0.143										2	0	0	0	0	1	3							
10 Ben Francisco, R OBP: 0.231, SLG: 0.208										1	0	0	0	0	1	1							
37 Chad Durbin, R										0	0	0	0	0	0	0							
16 J.C. Romero, S										0	0	0	0	0	0	0							
3 Ross Gload, L OBP: 0.240, SLG: 0.360										1	0	0	0	0	1	2							
Inning Stats	R: 0 E: 0 K: 0 S: 7	H: 0 LOB: 0 BB: 0 P: 8	R: 0 E: 0 K: 2 S: 15	H: 2 LOB: 3 BB: 0 P: 27	R: 0 E: 0 K: 0 S: 5	H: 0 LOB: 0 BB: 0 P: 6	R: 0 E: 0 K: 2 S: 10	H: 0 LOB: 0 BB: 0 P: 17	R: 0 E: 0 K: 0 S: 13	H: 0 LOB: 0 BB: 0 P: 18	R: 0 E: 0 K: 1 S: 10	H: 0 LOB: 2 BB: 2 P: 19	R: 0 E: 0 K: 1 S: 8	H: 1 LOB: 1 BB: 0 P: 11	R: 1 E: 0 K: 0 S: 9	H: 2 LOB: 1 BB: 0 P: 12	R: 0 E: 0 K: 2 S: 12	H: 0 LOB: 2 BB: 1 P: 28	1B: 4 2B: 1 3B: 0 HR: 0	SF: 0 DP: 0 HBP: 2	WP: 0 PB: 0 SB: 1 CS: 0	PA: 37	
PITCHER	IP WLS BF H R ER SO BB IBB HBP BLK WP HR S P ERA WHIP	IP WLS BF H R ER SO BB IBB HBP BLK WP HR S P ERA WHIP	IP WLS BF H R ER SO BB IBB HBP BLK WP HR S P ERA WHIP	IP WLS BF H R ER SO BB IBB HBP BLK WP HR S P ERA WHIP	IP WLS BF H R ER SO BB IBB HBP BLK WP HR S P ERA WHIP	IP WLS BF H R ER SO BB IBB HBP BLK WP HR S P ERA WHIP	IP WLS BF H R ER SO BB IBB HBP BLK WP HR S P ERA WHIP	IP WLS BF H R ER SO BB IBB HBP BLK WP HR S P ERA WHIP	IP WLS BF H R ER SO BB IBB HBP BLK WP HR S P ERA WHIP	IP WLS BF H R ER SO BB IBB HBP BLK WP HR S P ERA WHIP	IP WLS BF H R ER SO BB IBB HBP BLK WP HR S P ERA WHIP	IP WLS BF H R ER SO BB IBB HBP BLK WP HR S P ERA WHIP	IP WLS BF H R ER SO BB IBB HBP BLK WP HR S P ERA WHIP	IP WLS BF H R ER SO BB IBB HBP BLK WP HR S P ERA WHIP	IP WLS BF H R ER SO BB IBB HBP BLK WP HR S P ERA WHIP	IP WLS BF H R ER SO BB IBB HBP BLK WP HR S P ERA WHIP	IP WLS BF H R ER SO BB IBB HBP BLK WP HR S P ERA WHIP	IP WLS BF H R ER SO BB IBB HBP BLK WP HR S P ERA WHIP	IP WLS BF H R ER SO BB IBB HBP BLK WP HR S P ERA WHIP	IP WLS BF H R ER SO BB IBB HBP BLK WP HR S P ERA WHIP	IP WLS BF H R ER SO BB IBB HBP BLK WP HR S P ERA WHIP	IP WLS BF H R ER SO BB IBB HBP BLK WP HR S P ERA WHIP	IP WLS BF H R ER SO BB IBB HBP BLK WP HR S P ERA WHIP

Chicago Cubs @ Philadelphia Phillies
Citizens Bank Park, Philadelphia, PA
Wed May 19 2010, 7:07 PM - 9:57 PM EDT
Att: 45,140 - Cloudy - 64 F

livebaseballscorecards.com

AB 32
R 1
H 5
RBI 1
BB 3
SO 8
LOB 19

Batter	1	2	3	4	5	6	7	8	9	AB	R	H	RBI	BB	SO	LOB	TOP										
10 Marco Scutaro, R (1,6) OBP: 0.351, SLG: 0.333										4	0	0	0	0	1	1											
15 Dustin Pedroia, R (1,4) OBP: 0.350, SLG: 0.497										4	0	0	0	0	2	1											
41 Victor Martinez, S (1,2) OBP: 0.305, SLG: 0.431										4	1	2	1	0	0	0											
20 Kevin Youkilis, R (1,3) OBP: 0.455, SLG: 0.581										3	0	0	0	1	1	0											
7 J.D. Drew, L (1,9) OBP: 0.351, SLG: 0.456										3	0	0	0	1	1	2											
29 Adrian Beltré, R (1,5) OBP: 0.355, SLG: 0.452										3	0	1	0	0	1	1											
22 Bill Hall, R (1,7) OBP: 0.282, SLG: 0.333										3	0	0	0	0	1	1											
34 David Ortiz, L (9,PH) OBP: 0.311, SLG: 0.518										1	0	0	0	0	0	3											
54 Darnell McDonald, R (1,8) OBP: 0.324, SLG: 0.404										3	0	1	0	0	1	0											
41 John Lackey, R (1,1)										1	0	0	0	0	0	0											
46 Joe Nelson, R (6,1)										0	0	0	0	0	0	0											
25 Mike Lowell, R (8,PH) OBP: 0.324, SLG: 0.365										1	0	0	0	0	1	0											
17 Manny Delcarmen, R (8,1)										0	0	0	0	0	0	0											
Inning Stats	R: 1 E: 0 K: 2 S: 15	H: 1 LOB: 0 BB: 0 P: 23	R: 0 E: 0 K: 2 S: 16	H: 0 LOB: 0 BB: 0 P: 21	R: 0 E: 0 K: 1 S: 11	H: 1 LOB: 1 BB: 0 P: 18	R: 0 E: 0 K: 0 S: 9	H: 0 LOB: 1 BB: 1 P: 15	R: 0 E: 0 K: 1 S: 7	H: 0 LOB: 0 BB: 0 P: 13	R: 0 E: 0 K: 1 S: 8	H: 0 LOB: 0 BB: 0 P: 10	R: 0 E: 0 K: 1 S: 10	H: 1 LOB: 1 BB: 0 P: 16	R: 0 E: 0 K: 1 S: 7	H: 0 LOB: 0 BB: 0 P: 12	R: 0 E: 0 K: 0 S: 12	H: 1 LOB: 3 BB: 1 P: 24	1B: 2 2B: 1 3B: 0 HR: 1	SF: 0 SAC: 1 DP: 0 HBP: 0	WP: 0 PB: 0 SB: 0 CS: 0	PA: 34					
PITCHER	IP	WLS	BF	H	R	ER	SO	BB	IBB	HBP	BLK	WP	HR	S	P	ERA	WHIP										
35 Cole Hamels, L (1,1) ERA: 3.92	7.0	W	25	3	1	1	8	1	0	0	0	0	1	76	116	1.29	0.571										
57 David Herndon, R (8,1) ERA: 4.73	1.0		3	0	0	0	1	0	0	0	0	0	0	7	12	0.00	0.000										
55 Danys Baez, R (9,1) ERA: 4.91	0.1	S	3	1	0	0	0	1	0	0	0	0	0	4	10	0.00	6.000										
16 J.C. Romero, L (9,1) ERA: 3.18	0.2	S	3	0	0	0	0	0	0	1	0	0	0	8	14	0.00	0.000										

Boston Red Sox @ Philadelphia Phillies
Citizens Bank Park, Philadelphia, PA
Fri May 21 2010, 7:09 PM - 10:00 PM EDT
Att: 45,341 - Overcast - 81 F

AB 30
R 1
H 4
RBI 1
BB 2
SO 9
LOB 9

Batter	1	2	3	4	5	6	7	8	9	AB	R	H	RBI	BB	SO	LOB	BOTTOM										
11 Jimmy Rollins, S (1,6) OBP: 0.462, SLG: 0.634										3	0	1	0	1	0	0											
7 Juan Castro, R (6,FR) OBP: 0.270, SLG: 0.300										1	1	0	0	0	0	0											
27 Placido Polanco, R (1,5) OBP: 0.330, SLG: 0.450										5	0	0	0	0	0	4											
26 Chase Utley, L (1,4) OBP: 0.432, SLG: 0.587										3	0	1	0	1	0	0											
6 Ryan Howard, L (1,3) OBP: 0.359, SLG: 0.503										3	2	2	2	1	1	1											
28 Jayson Werth, R (1,9) OBP: 0.406, SLG: 0.658										4	2	2	2	0	0	2											
29 Raul Ibanez, L (1,7) OBP: 0.346, SLG: 0.403										4	0	1	0	0	0	1											
8 Shane Victorino, S (1,8) OBP: 0.317, SLG: 0.489										2	0	1	1	2	0	0											
Carlos Ruiz, R (1,2) OBP: 0.443, SLG: 0.423										4	0	0	0	0	2	4											
35 Cole Hamels, L (1,1) OBP: 0.190, SLG: 0.286										3	0	1	0	0	1	2											
57 David Herndon, R (8,1) ERA: 5.07										0	0	0	0	0	0	0											
19 Greg Dobbs, L (6,PH) OBP: 0.263, SLG: 0.353										1	0	0	0	0	0	0											
55 Danys Baez, R (9,1)										0	0	0	0	0	0	0											
16 J.C. Romero, S (9,1) ERA: 2.14										0	0	0	0	0	0	0											
Inning Stats	R: 0 E: 0 K: 1 S: 10	H: 0 LOB: 1 BB: 1 P: 19	R: 0 E: 0 K: 1 S: 12	H: 1 LOB: 2 BB: 1 P: 22	R: 0 E: 0 K: 0 S: 10	H: 0 LOB: 0 BB: 0 P: 14	R: 2 E: 0 K: 1 S: 20	H: 4 LOB: 3 BB: 1 P: 32	R: 2 E: 0 K: 0 S: 11	H: 1 LOB: 1 BB: 2 P: 20	R: 1 E: 0 K: 1 S: 12	H: 3 LOB: 2 BB: 0 P: 17	R: 0 E: 0 K: 0 S: 6	H: 0 LOB: 0 BB: 0 P: 10	R: 0 E: 0 K: 0 S: 6	H: 0 LOB: 0 BB: 0 P: 7	1B: 5 2B: 2 3B: 0 HR: 2	SF: 0 SAC: 0 DP: 0 HBP: 0	WP: 0 PB: 0 SB: 1 CS: 0	PA: 38							
PITCHER	IP	WLS	BF	H	R	ER	SO	BB	IBB	HBP	BLK	WP	HR	S	P	ERA	WHIP										
41 John Lackey, R (1,1) ERA: 5.07	5.0	L	26	6	4	4	3	5	0	0	0	0	0	63	107	7.20	2.200										
46 Joe Nelson, R (6,1) ERA: 4.5	2.0		9	3	1	1	1	0	0	0	0	0	0	18	27	4.50	1.500										
17 Manny Delcarmen, R (8,1) ERA: 2.14	1.0		3	0	0	0	0	0	0	0	0	0	0	6	7	0.00	0.000										

Boston Red Sox @ Philadelphia Phillies
Citizens Bank Park, Philadelphia, PA
Fri May 21 2010, 7:09 PM - 10:00 PM EDT
Att: 45,341 - Overcast - 81 F

AB 33
R 5
H 9
RBI 5
BB 5
SO 4
LOB 14

Batter	1	2	3	4	5	6	7	8	9	AB	R	H	RBI	BB	SO	LOB	TOP						
2 Jacoby Ellsbury, L (1, 8) OBP: 0.300, SLG: 0.385	G3		L4		G6-3			K		5	0	1	2	0	1	2							
15 Dustin Pedroia, R (1, 4) OBP: 0.338, SLG: 0.472	G6-3			G5-3	G5-3	P3			54 F 29 SF8 BB	4	1	0	0	1	0	1							
41 Victor Martinez, S (1, 2) OBP: 0.308, SLG: 0.437	G4-3			7 1B 20 BB E 1B	G4-3			K		5	1	2	0	0	1	0							
20 Kevin Youkilis, R (1, 3) OBP: 0.459, SLG: 0.612		7 G3-1 3B		7 1B 29 E BB				F7		4	3	2	1	1	0	2							
7 J.D. Drew, L (1, 9) OBP: 0.358, SLG: 0.465 54 Darnell McDonald, R (9, PH) OBP: 0.320, SLG: 0.400	G3-1			32 G1-3 29 E 1B				29 1B 10 BB 2B		4	1	2	1	0	0	0							
29 Adrián Beltré, R (1, 5) OBP: 0.380, SLG: 0.466	G5-3			E5 32 G1-3 1B				49 SH3 10 BB 2 1B		4	1	2	2	0	0	1							
32 Jeremy Hermida, L (1, 7) OBP: 0.282, SLG: 0.400	K			G1-3				32 FC4-6 10 BB 1B		5	0	0	0	0	1	7							
10 Marco Scutaro, R (1, 6) OBP: 0.357, SLG: 0.339				G6-3						2	1	1	1	2	0	0							
49 Tim Wakefield, R (1, 1) 56 Ramon E Ramirez, R (9, 1)	G4-3			G4-3						3	0	0	0	0	1	5							
										0	0	0	0	0	0	0							
Inning Stats	R: 0 E: 0 K: 0 S: 9	H: 0 LOB: 0 BB: 0 P: 12	R: 1 E: 0 K: 1 S: 9	H: 1 LOB: 0 BB: 0 P: 13	R: 0 E: 0 K: 0 S: 6	H: 0 LOB: 0 BB: 0 P: 8	R: 2 E: 1 K: 0 S: 13	H: 2 LOB: 3 BB: 0 P: 27	R: 0 E: 0 K: 0 S: 11	H: 0 LOB: 0 BB: 0 P: 18	R: 4 E: 0 K: 0 S: 17	H: 5 LOB: 1 BB: 0 P: 24	R: 0 E: 0 K: 1 S: 10	H: 0 LOB: 0 BB: 0 P: 15	R: 0 E: 0 K: 2 S: 12	H: 1 LOB: 2 BB: 1 P: 18	R: 1 E: 1 K: 0 S: 12	H: 1 LOB: 2 BB: 1 P: 20	1B: 6 2B: 2 HR: 1	SF: 1 2B: 2 SAC: 1 DP: 0 HBP: 0	WP: 0 PB: 0 SB: 0 CS: 0	PA: 43	
PITCHER	IP WLS BF H R ER SO BB IBB HBP BLK WP HR S P ERA WHIP	IP WLS BF H R ER SO BB IBB HBP BLK WP HR S P ERA WHIP	IP WLS BF H R ER SO BB IBB HBP BLK WP HR S P ERA WHIP	IP WLS BF H R ER SO BB IBB HBP BLK WP HR S P ERA WHIP	IP WLS BF H R ER SO BB IBB HBP BLK WP HR S P ERA WHIP	IP WLS BF H R ER SO BB IBB HBP BLK WP HR S P ERA WHIP	IP WLS BF H R ER SO BB IBB HBP BLK WP HR S P ERA WHIP	IP WLS BF H R ER SO BB IBB HBP BLK WP HR S P ERA WHIP	IP WLS BF H R ER SO BB IBB HBP BLK WP HR S P ERA WHIP	IP WLS BF H R ER SO BB IBB HBP BLK WP HR S P ERA WHIP	IP WLS BF H R ER SO BB IBB HBP BLK WP HR S P ERA WHIP	IP WLS BF H R ER SO BB IBB HBP BLK WP HR S P ERA WHIP	IP WLS BF H R ER SO BB IBB HBP BLK WP HR S P ERA WHIP	IP WLS BF H R ER SO BB IBB HBP BLK WP HR S P ERA WHIP	IP WLS BF H R ER SO BB IBB HBP BLK WP HR S P ERA WHIP	IP WLS BF H R ER SO BB IBB HBP BLK WP HR S P ERA WHIP	IP WLS BF H R ER SO BB IBB HBP BLK WP HR S P ERA WHIP						
34 Roy Halladay, R (1, 1) ERA: 2.22	5.2	L	28	8	7	6	1	1	1	0	0	0	0	0	0	0	0	0	0	13	18	0.00	0.000
37 Chad Durbin, R (6, 1) ERA: 2.51	1.1		4	0	0	0	1	0	0	0	0	0	0	0	0	0	0	0	0	12	18	0.00	2.000
16 J.C. Romero, L (8, 1) ERA: 2.7	1.0		5	1	0	0	2	1	0	0	0	0	0	0	0	0	0	0	0	12	20	0.00	2.000
55 Danys Baez, R (9, 1) ERA: 4.66	1.0		6	1	1	0	0	1	0	0	0	0	0	0	0	0	0	0	0	12	20	0.00	2.000

Boston Red Sox @ Philadelphia Phillies
Citizens Bank Park, Philadelphia, PA
Sun May 23 2010, 1:39 PM - 4:17 PM EDT
Att: 45,068 - Drizzlie - 68 F

AB 37
R 8
H 10
RBI 7
BB 4
SO 4
LOB 20



Batter	1	2	3	4	5	6	7	8	9	AB	R	H	RBI	BB	SO	LOB	BOTTOM					
8 Shane Victorino, S (1, 8) OBP: 0.308, SLG: 0.475	F7				P2			P2		5	0	1	0	0	0	0						
19 Greg Dobbs, L (1, 5) OBP: 0.233, SLG: 0.308	F9				F7			P5		4	0	0	0	0	0	1						
26 Chase Utley, L (1, 4) OBP: 0.429, SLG: 0.587	6 BB 1B			G4-3						3	0	2	0	1	0	1						
6 Ryan Howard, L (1, 3) OBP: 0.351, SLG: 0.486					F9			K		3	0	0	0	1	1	2						
28 Jayson Werth, R (1, 9) OBP: 0.401, SLG: 0.647	F9			7 PB 1B				G5-3		4	1	2	0	0	0	3						
29 Raul Ibanez, L (1, 7) OBP: 0.349, SLG: 0.403	F9			F7				L8		4	1	1	1	0	0	1						
7 Juan Castro, R (1, 6) OBP: 0.272, SLG: 0.312	P4			G5-3						4	0	1	0	0	0	2						
24 Paul Hoover, R (1, 2) OBP: 0.381, SLG: 0.389 Carlos Ruiz, R (9, PH) OBP: 0.429, SLG: 0.406	P4				G5-3			G5-3		3	0	0	0	0	0	1						
34 Roy Halladay, R (1, 1) ERA: 2.22 37 Chad Durbin, R (6, 1) ERA: 2.51 10 Ben Francisco, R (7, PH) OBP: 0.286, SLG: 0.323 16 J.C. Romero, S (8, 1) 55 Danys Baez, R (9, 1) 3 Ross Gload, L (9, PH) OBP: 0.241, SLG: 0.448					F8					2	0	0	0	0	0	0						
Inning Stats	R: 0 E: 0 K: 0 S: 9	H: 1 LOB: 2 BB: 1 P: 17	R: 0 E: 0 K: 0 S: 10	H: 0 LOB: 0 BB: 0 P: 14	R: 0 E: 0 K: 0 S: 9	H: 1 LOB: 1 BB: 0 P: 11	R: 0 E: 0 K: 0 S: 10	H: 1 LOB: 1 BB: 0 P: 14	R: 0 E: 0 K: 1 S: 9	H: 0 LOB: 0 BB: 0 P: 7	R: 0 E: 0 K: 1 S: 9	H: 1 LOB: 1 BB: 0 P: 13	R: 0 E: 0 K: 0 S: 5	H: 1 LOB: 1 BB: 0 P: 9	R: 0 E: 0 K: 0 S: 9	H: 0 LOB: 1 BB: 1 P: 17	R: 3 E: 0 K: 1 S: 17	H: 3 LOB: 0 BB: 0 P: 30	1B: 2 2B: 4 3B: 1 HR: 1	SF: 0 2B: 4 SAC: 0 DP: 0 HBP: 0	WP: 0 PB: 1 SB: 0 CS: 0	PA: 37
PITCHER	IP WLS BF H R ER SO BB IBB HBP BLK WP HR S P ERA WHIP	IP WLS BF H R ER SO BB IBB HBP BLK WP HR S P ERA WHIP	IP WLS BF H R ER SO BB IBB HBP BLK WP HR S P ERA WHIP	IP WLS BF H R ER SO BB IBB HBP BLK WP HR S P ERA WHIP	IP WLS BF H R ER SO BB IBB HBP BLK WP HR S P ERA WHIP	IP WLS BF H R ER SO BB IBB HBP BLK WP HR S P ERA WHIP	IP WLS BF H R ER SO BB IBB HBP BLK WP HR S P ERA WHIP	IP WLS BF H R ER SO BB IBB HBP BLK WP HR S P ERA WHIP	IP WLS BF H R ER SO BB IBB HBP BLK WP HR S P ERA WHIP	IP WLS BF H R ER SO BB IBB HBP BLK WP HR S P ERA WHIP	IP WLS BF H R ER SO BB IBB HBP BLK WP HR S P ERA WHIP	IP WLS BF H R ER SO BB IBB HBP BLK WP HR S P ERA WHIP	IP WLS BF H R ER SO BB IBB HBP BLK WP HR S P ERA WHIP	IP WLS BF H R ER SO BB IBB HBP BLK WP HR S P ERA WHIP	IP WLS BF H R ER SO BB IBB HBP BLK WP HR S P ERA WHIP	IP WLS BF H R ER SO BB IBB HBP BLK WP HR S P ERA WHIP	IP WLS BF H R ER SO BB IBB HBP BLK WP HR S P ERA WHIP					
49 Tim Wakefield, R (1, 1) ERA: 4.44	8.0	W	31	5	0	0	1	2	0	0	0	0	0	0	0	0	102	0.00	0.875			
56 Ramon E Ramirez, R (9, 1) ERA: 6.35	1.0		6	3	3	3	1	0	0	0	0	0	0	0	0	0	1	17	30	27.00	3.000	

Boston Red Sox @ Philadelphia Phillies
Citizens Bank Park, Philadelphia, PA
Sun May 23 2010, 1:39 PM - 4:17 PM EDT
Att: 45,068 - Drizzlie - 68 F

AB 35
R 3
H 8
RBI 3
BB 2
SO 2
LOB 13



Batter	1	2	3	4	5	6	7	8	9	AB	R	H	RBI	BB	SO	LOB	TOP			
8 Shane Victorino, S OBP: 0.309, SLG: 0.463	F7		F9			1B		G4-3		4	0	1	0	0	0	0				
27 Placido Polanco, R OBP: 0.344, SLG: 0.456	K				1B			1B		4	0	2	0	0	0	1				
26 Chase Utley, L OBP: 0.415, SLG: 0.560	F7			K				F8		4	0	1	0	0	0	2				
6 Ryan Howard, L OBP: 0.345, SLG: 0.473		F7		G2-3				K		4	0	0	0	0	0	2				
28 Javson Werth, R OBP: 0.395, SLG: 0.625		F8		F9				F9		4	0	0	0	0	0	1				
10 Ben Francisco, R OBP: 0.273, SLG: 0.290					K					4	0	2	0	0	0	1				
21 Wilson Valdez, R OBP: 0.351, SLG: 0.403										3	0	1	0	0	0	1				
19 Greg Dobbs, L OBP: 0.222, SLG: 0.293	K							L6		1	0	0	0	0	0	0				
23 Brian Schneider, L OBP: 0.250, SLG: 0.143			L7							3	0	0	0	0	0	0				
56 Joe Blanton, R OBP: 0.200, SLG: 0.200										2	0	0	0	0	0	1				
37 Chad Durbin, R OBP: 0.167, SLG: 0.167										0	0	0	0	0	0	0				
29 Raul Ibanez, L OBP: 0.351, SLG: 0.403										1	0	0	0	0	0	1				
58 Antonio Bastardo, R OBP: 0.250, SLG: 0.750										0	0	0	0	0	0	0				
44 Nelson Figueroa, R OBP: 0.250, SLG: 0.750										0	0	0	0	0	0	0				
Inning Stats	R: 0 E: 0 K: 1 S: 10	H: 0 LOB: 0 BB: 0 P: 15	R: 0 E: 0 K: 1 S: 8	H: 1 LOB: 1 BB: 0 P: 13	R: 0 E: 0 K: 1 S: 6	H: 0 LOB: 0 BB: 0 P: 8	R: 0 E: 0 K: 1 S: 15	H: 1 LOB: 1 BB: 0 P: 21	R: 0 E: 0 K: 1 S: 13	H: 2 LOB: 2 BB: 0 P: 17	R: 0 E: 0 K: 0 S: 12	H: 1 LOB: 1 BB: 0 P: 19	R: 0 E: 0 K: 1 S: 10	H: 1 LOB: 1 BB: 0 P: 14	R: 0 E: 0 K: 1 S: 9	H: 0 LOB: 0 BB: 0 P: 14	1B: 6 2B: 1 3B: 0 HR: 0	SF: 0 SAC: 0 DP: 0 HBP: 0	WP: 1 PB: 0 SB: 0 CS: 0	PA: 34
PITCHER	IP WLS BF H R ER SO BB IBB HBP BLK WP HR S P ERA WHIP																			
47 Hisanori Takahashi, L ERA: 2.13	6.0 W 23 5 0 0 6 0 0 0 0 0 0 65 94 0.00 0.833																			
32 Jenny Mejia, R ERA: 3.43	1.0 4 1 0 0 0 0 0 0 0 0 1 0 12 19 0.00 1.000																			
18 Ryota Igarashi, R ERA: 4.5	1.0 4 1 0 0 0 0 0 0 0 0 0 0 10 16 0.00 1.000																			
38 Fernando Nieve, R ERA: 5.09	1.0 3 0 0 0 0 1 0 0 0 0 0 0 9 14 0.00 0.000																			

Philadelphia Phillies @ New York Mets
Citi Field, Flushing, NY
Wed May 26 2010, 7:13 PM - 10:06 PM EDT
Att: 33,223 - Partly Cloudy - 87 F

AB 34
R 0
H 7
RBI 0
BB 0
SO 8
LOB 16



Batter	1	2	3	4	5	6	7	8	9	AB	R	H	RBI	BB	SO	LOB	BOTTOM			
7 José Reyes, S OBP: 0.279, SLG: 0.324	F8		HR			F9		G4-3		4	1	2	2	0	0	0				
1 Luis Castillo, S OBP: 0.340, SLG: 0.286	F7									2	0	0	0	0	2	0				
32 Jenny Mejia, R OBP: 0.340, SLG: 0.286										0	0	0	0	0	0	0				
18 Ryota Igarashi, R OBP: 0.340, SLG: 0.286										0	0	0	0	0	0	0				
38 Fernando Nieve, R OBP: 0.340, SLG: 0.286										0	0	0	0	0	0	0				
44 Jason Bay, R OBP: 0.382, SLG: 0.453	G5-3		P3							4	0	0	0	0	1	4				
29 Ike Davis, L OBP: 0.397, SLG: 0.469										3	1	1	0	1	1	1				
5 David Wright, R OBP: 0.364, SLG: 0.491										4	1	1	0	0	1	3				
16 Ángel Pagán, S OBP: 0.358, SLG: 0.424										4	1	2	0	0	0	2				
21 Rod Barajas, R OBP: 0.294, SLG: 0.552										3	1	1	3	0	0	0				
12 Jeff Francoeur, R OBP: 0.278, SLG: 0.367										3	0	0	0	1	0	1				
47 Hisanori Takahashi, L ERA: 5.83										2	0	0	0	0	0	2				
13 Alex Cora, L OBP: 0.316, SLG: 0.304										2	0	0	0	0	0	1				
Inning Stats	R: 0 E: 0 K: 0 S: 6	H: 0 LOB: 0 BB: 0 P: 9	R: 1 E: 0 K: 1 S: 12	H: 2 LOB: 2 BB: 1 P: 25	R: 1 E: 0 K: 0 S: 9	H: 1 LOB: 2 BB: 2 P: 19	R: 0 E: 0 K: 0 S: 8	H: 0 LOB: 0 BB: 0 P: 9	R: 0 E: 0 K: 1 S: 11	H: 0 LOB: 1 BB: 1 P: 18	R: 3 E: 1 K: 0 S: 18	H: 4 LOB: 2 BB: 0 P: 27	R: 0 E: 0 K: 1 S: 7	H: 0 LOB: 0 BB: 0 P: 14	R: 0 E: 0 K: 0 S: 6	H: 0 LOB: 0 BB: 0 P: 8	1B: 3 2B: 3 3B: 0 HR: 1	SF: 1 SAC: 0 DP: 0 HBP: 0	WP: 0 PB: 0 SB: 4 CS: 0	PA: 36
PITCHER	IP WLS BF H R ER SO BB IBB HBP BLK WP HR S P ERA WHIP																			
56 Joe Blanton, R ERA: 5.83	5.1 L 27 6 5 5 2 3 1 0 0 0 0 0 6 8 0.00 1.500																			
37 Chad Durbin, R ERA: 2.53	0.2 3 1 0 0 0 0 0 0 0 0 0 0 6 8 0.00 1.500																			
58 Antonio Bastardo, L ERA: 2.08	1.0 3 0 0 0 0 1 0 0 0 0 0 0 7 14 0.00 0.000																			
44 Nelson Figueroa, R ERA: 4.82	1.0 3 0 0 0 0 0 0 0 0 0 0 0 6 8 0.00 0.000																			

Philadelphia Phillies @ New York Mets
Citi Field, Flushing, NY
Wed May 26 2010, 7:13 PM - 10:06 PM EDT
Att: 33,223 - Partly Cloudy - 87 F

AB 31
R 5
H 7
RBI 5
BB 4
SO 3
LOB 16



Batter	1	2	3	4	5	6	7	8	9	AB	R	H	RBI	BB	SO	LOB	TOP						
8 Shane Victorino, S (1, 8) OBP: 0.318, SLG: 0.469										4	0	3	0	0	1	0	Philadelphia Phillies @ New York Mets Citi Field, Flushing, NY Thu May 27 2010, 9:07 PM - 11:53 PM EDT Att: 35,903 - Cloudy - 60 F						
27 Placido Polanco, R (1, 5) OBP: 0.342, SLG: 0.448										3	0	0	0	1	1	3							
26 Chase Utley, L (1, 4) OBP: 0.406, SLG: 0.546										4	0	0	0	0	1	2							
6 Ryan Howard, L (1, 3) OBP: 0.343, SLG: 0.466										3	0	0	0	1	0	2							
28 Javson Werth, R (1, 9) OBP: 0.386, SLG: 0.610											4	0	0	0	0	3		1					
29 Raul Ibanez, L (1, 7) OBP: 0.356, SLG: 0.404											2	0	1	0	1	0							
Carlos Ruiz, R (1, 2) OBP: 0.421, SLG: 0.393											2	0	0	0	1	0		2					
21 Wilson Valdez, R (1, 6) OBP: 0.241, SLG: 0.351											2	0	0	0	1	0		1					
35 Cole Hamels, L (1, 1) OBP: 0.182, SLG: 0.279										1	0	0	0	0	0	1		0					
37 Chad Durbin, R (7, 1) ERA: 2.54										0	0	0	0	0	0	0		0					
58 Antonio Bastardo, R (7, 1) ERA: 2.08										0	0	0	0	0	0	0	0						
55 Danys Baez, R (7, 1) ERA: 2.08										0	0	0	0	0	0	0	0						
3 Ross Gload, L (8, 7) OBP: 0.201, SLG: 0.449										0	0	0	0	0	0	0	0						
10 Ben Francisco, R (8, 7) OBP: 0.295, SLG: 0.231										1	0	0	0	0	0	1	0						
Inning Stats	R: 0 E: 0 K: 2 S: 11	H: 0 LOB: 0 BB: 0 P: 15	R: 0 E: 0 K: 1 S: 11	H: 0 LOB: 1 BB: 1 P: 22	R: 0 E: 0 K: 0 S: 8	H: 1 LOB: 1 BB: 1 P: 16	R: 0 E: 0 K: 0 S: 5	H: 0 LOB: 0 BB: 1 P: 11	R: 0 E: 0 K: 0 S: 8	H: 0 LOB: 0 BB: 1 P: 13	R: 0 E: 0 K: 1 S: 8	H: 1 LOB: 2 BB: 1 P: 16	R: 0 E: 0 K: 1 S: 7	H: 1 LOB: 0 BB: 0 P: 12	R: 0 E: 0 K: 2 S: 9	H: 1 LOB: 1 BB: 0 P: 14	R: 0 E: 0 K: 1 S: 11	H: 0 LOB: 0 BB: 0 P: 15	1B: 4 2B: 0 3B: 0 HR: 0	SF: 0 SAC: 1 DP: 3 HBP: 0	WP: 0 PB: 0 SB: 1 CS: 1	PA: 32	
PITCHER	IP WLS BF H R ER SO BB IBB HBP BLK WP HR S P ERA WHIP	7.0 W 25 3 0 0 5 5 0 0 0 0 0 0 58 105 0.00 1.143	1.0 H 4 1 0 0 2 0 0 0 0 0 0 0 9 14 0.00 1.000	1.0 S 3 0 0 0 1 0 0 0 0 0 0 0 11 15 0.00 0.000																			

AB	26
R	0
H	4
RBI	0
BB	5
SO	8
LOB	11



Batter	1	2	3	4	5	6	7	8	9	AB	R	H	RBI	BB	SO	LOB	BOTTOM					
7 José Reyes, S (1, 6) OBP: 0.289, SLG: 0.339										4	1	3	2	0	0	0	Philadelphia Phillies @ New York Mets Citi Field, Flushing, NY Thu May 27 2010, 9:07 PM - 11:53 PM EDT Att: 35,903 - Cloudy - 60 F					
1 Luis Castillo, S (1, 4) OBP: 0.340, SLG: 0.281										2	0	0	0	1	0	1						
44 Jason Bay, R (1, 7) OBP: 0.384, SLG: 0.457										3	0	1	1	1	1	2						
29 Ike Davis, L (1, 3) OBP: 0.400, SLG: 0.466										3	0	1	0	1	1	4						
5 David Wright, R (1, 5) OBP: 0.356, SLG: 0.479										4	0	0	0	0	1	5						
16 Angel Pagan, S (1, 8) OBP: 0.361, SLG: 0.426										4	0	2	0	0	0	1						
12 Jeff Francoeur, R (1, 9) OBP: 0.277, SLG: 0.364										4	0	1	0	0	1	2						
4 Henry Blanco, R (1, 2) OBP: 0.327, SLG: 0.381										4	1	0	0	0	2	3						
34 Mike Pelfrey, R (1, 1) OBP: 0.273, SLG: 0.200										2	0	1	0	0	0	0						
17 Fernando Tatis, R (7, PH) OBP: 0.258, SLG: 0.442										1	1	0	0	0	0	1						
25 Pedro Feliciano, L (8, 1) ERA: 2.08										0	0	0	0	0	0	0						
75 Francisco Rodríguez, R (8, 1) ERA: 4.35										0	0	0	0	0	0	0						
Inning Stats	R: 1 E: 0 K: 1 S: 16	H: 2 LOB: 1 BB: 0 P: 21	R: 0 E: 0 K: 0 S: 11	H: 1 LOB: 0 BB: 0 P: 14	R: 0 E: 0 K: 0 S: 10	H: 2 LOB: 2 BB: 1 P: 17	R: 0 E: 0 K: 1 S: 7	H: 1 LOB: 1 BB: 0 P: 12	R: 0 E: 0 K: 1 S: 6	H: 0 LOB: 0 BB: 0 P: 9	R: 0 E: 0 K: 1 S: 11	H: 1 LOB: 0 BB: 0 P: 15	R: 2 E: 1 K: 1 S: 16	H: 2 LOB: 3 BB: 2 P: 29	R: 0 E: 0 K: 2 S: 9	H: 0 LOB: 0 BB: 0 P: 11	R: 0 E: 0 K: 2 S: 9	H: 0 LOB: 0 BB: 0 P: 11	1B: 7 2B: 2 3B: 0 HR: 0	SF: 0 SAC: 1 DP: 1 HBP: 0	WP: 0 PB: 0 SB: 1 CS: 1	PA: 35
PITCHER	IP WLS BF H R ER SO BB IBB HBP BLK WP HR S P ERA WHIP	6.1 L 28 9 3 2 3 1 0 0 0 0 0 0 4 8 0.00 3.000	0.1 0 0 0 0 1 1 0 0 0 0 0 0 0 2 6 ∞ ∞	1.1 0 0 0 0 2 0 0 0 0 0 0 0 10 13 0.00 0.000																		

AB	31
R	3
H	9
RBI	3
BB	3
SO	6
LOB	19



Batter	1	2	3	4	5	6	7	8	9	AB	R	H	RBI	BB	SO	LOB	TOP				
8 Shane Victorino, S (1,8) OBP: 0.315, SLG: 0.460										4	1	0	0	0	0	1	Philadelphia Phillies @ Florida Marlins Sun Life Stadium, Miami, FL Fri May 28 2010, 7:37 PM - 10:33 PM EDT Att: 15,276 - Cloudy - 80 F				
21 Wilson Valdez, R (1,6) OBP: 0.256, SLG: 0.361										4	0	2	0	0	1	0					
26 Chase Utley, L (1,4) OBP: 0.403, SLG: 0.536										3	1	0	1	1	0	3					
6 Ryan Howard, L (1,3) OBP: 0.346, SLG: 0.466										4	1	2	1	0	1	3					
29 Raul Ibanez, L (1,7) OBP: 0.354, SLG: 0.413										4	0	1	1	0	0	3					
3 Ross Gload, L (1,9) OBP: 0.242, SLG: 0.424										4	0	1	0	0	1	1					
7 Juan Castro, R (8,5) OBP: 0.282, SLG: 0.304										0	0	0	0	0	0	0					
19 Greg Dobbs, L (1,5) OBP: 0.267, SLG: 0.267										4	0	0	0	0	2	2					
55 Danys Baez, R (8,1) OBP: 0.282, SLG: 0.304										0	0	0	0	0	0	0					
52 Jose Contreras, R (9,1)										0	0	0	0	0	0	0					
Carlos Ruiz, R (1,2) OBP: 0.423, SLG: 0.391										3	0	1	0	1	0	0					
38 Kyle Kendrick, R (1,1)										2	0	0	0	0	1	3					
10 Ben Francisco, R (7,PH) OBP: 0.286, SLG: 0.281										0	0	0	0	1	0	0					
37 Chad Durbin, R (7,1) OBP: 0.384, SLG: 0.606										0	0	0	0	0	0	0					
2B Jayson Werth, R (8,9) OBP: 0.384, SLG: 0.606										1	0	0	0	0	0	0					
Inning Stats	R: 0 E: 0 K: 1 S: 11	H: 1 LOB: 2 BB: 0 P: 18	R: 0 E: 0 K: 0 S: 9	H: 2 LOB: 1 BB: 0 P: 14	R: 0 E: 0 K: 1 S: 11	H: 0 LOB: 0 BB: 0 P: 15	R: 1 E: 0 K: 3 S: 14	H: 2 LOB: 2 BB: 1 P: 26	R: 1 E: 0 K: 0 S: 10	H: 1 LOB: 1 BB: 1 P: 18	R: 0 E: 0 K: 1 S: 10	H: 0 LOB: 0 BB: 0 P: 14	R: 1 E: 0 K: 0 S: 12	H: 1 LOB: 1 BB: 1 P: 19	R: 0 E: 0 K: 0 S: 5	H: 0 LOB: 0 BB: 0 P: 7	R: 0 E: 0 K: 0 S: 6	H: 0 LOB: 0 BB: 0 P: 10	1B: 6 2B: 0 3B: 1 HR: 0	SF: 0 SAC: 0 DP: 1 HBP: 1	WP: 0 PA: 37 PB: 0 SB: 3 CS: 0
PITCHER	IP WLS BF H R ER SO BB IBB HBP BLK WP HR S P ERA WHIP																				
41 Chris Volstad, R (1,1) ERA: 4.31	6.1 L 29 7 3 3 6 2 1 1 0 0 0 0 71 115 4.26 1.421																				
57 Taylor Tankersley, L (7,1) ERA: 4.31	0.2 2 0 0 0 0 0 0 0 0 0 0 6 9 0.00 0.000																				
34 Jorge Sosa, R (8,1) ERA: 4.31	2.0 6 0 0 0 0 0 0 0 0 0 0 0 11 17 0.00 0.000																				

AB	33
R	3
H	7
RBI	3
BB	3
SO	6
LOB	16



Batter	1	2	3	4	5	6	7	8	9	AB	R	H	RBI	BB	SO	LOB	BOTTOM				
8 Chris Coghlan, L (1,7) OBP: 0.275, SLG: 0.277										3	1	1	0	1	0	0	Philadelphia Phillies @ Florida Marlins Sun Life Stadium, Miami, FL Fri May 28 2010, 7:37 PM - 10:33 PM EDT Att: 15,276 - Cloudy - 80 F				
15 Gaby Sanchez, R (1,3) OBP: 0.355, SLG: 0.424										4	1	1	0	0	1	0					
2 Hanley Ramirez, R (1,6) OBP: 0.382, SLG: 0.489										4	0	0	0	0	2	0					
3 Jorge Cantu, R (1,5) OBP: 0.343, SLG: 0.497										4	0	2	0	0	0	1					
30 Brian Barden, R (9,PR) OBP: 0.375, SLG: 0.250										0	0	0	0	0	0	0					
6 Dan Uggla, R (1,4) OBP: 0.364, SLG: 0.525										4	0	1	0	0	0	1					
12 Cody Ross, R (1,9) OBP: 0.356, SLG: 0.456										4	0	1	0	0	1	2					
29 Ronny Paulino, R (1,2) OBP: 0.343, SLG: 0.447										4	0	1	0	0	1	2					
24 Cameron Maybin, R (1,8) OBP: 0.294, SLG: 0.335										3	0	0	0	0	1	0					
34 Jorge Sosa, R (8,1) ERA: 0.59										0	0	0	0	0	0	0					
41 Chris Volstad, R (1,1) OBP: 0.188, SLG: 0.188										2	0	0	0	0	0	0					
57 Taylor Tankersley, L (7,1) ERA: 2.39										0	0	0	0	0	0	0					
25 Brett Carroll, R (8,9) OBP: 0.316, SLG: 0.348										1	0	0	0	0	1	0					
Inning Stats	R: 0 E: 0 K: 1 S: 7	H: 0 LOB: 0 BB: 0 P: 12	R: 0 E: 0 K: 0 S: 13	H: 2 LOB: 1 BB: 0 P: 20	R: 2 E: 1 K: 0 S: 24	H: 2 LOB: 1 BB: 0 P: 35	R: 0 E: 0 K: 0 S: 8	H: 1 LOB: 0 BB: 0 P: 12	R: 0 E: 0 K: 0 S: 9	H: 0 LOB: 0 BB: 0 P: 13	R: 0 E: 0 K: 0 S: 6	H: 0 LOB: 0 BB: 0 P: 14	R: 0 E: 0 K: 1 S: 9	H: 0 LOB: 0 BB: 1 P: 14	R: 0 E: 0 K: 1 S: 7	H: 0 LOB: 0 BB: 1 P: 12	R: 0 E: 0 K: 2 S: 16	H: 2 LOB: 2 BB: 0 P: 26	1B: 7 2B: 0 3B: 0 HR: 0	SF: 0 SAC: 0 DP: 2 HBP: 0	WP: 0 PA: 34 PB: 0 SB: 0 CS: 0
PITCHER	IP WLS BF H R ER SO BB IBB HBP BLK WP HR S P ERA WHIP																				
38 Kyle Kendrick, R (1,1) ERA: 5.04	6.0 W 23 5 2 0 1 0 0 0 0 0 0 0 67 106 0.00 0.833																				
37 Chad Durbin, R (7,1) ERA: 2.39	1.0 H 3 0 0 0 1 0 0 0 0 0 0 9 14 0.00 0.000																				
55 Danys Baez, R (8,1) ERA: 4.15	1.0 H 3 0 0 0 1 1 0 0 0 0 0 7 12 0.00 1.000																				
52 Jose Contreras, R (9,1) ERA: 0.59	1.0 S 5 2 0 0 2 0 0 0 0 0 0 0 16 26 0.00 2.000																				

AB	33
R	2
H	7
RBI	0
BB	1
SO	5
LOB	9



Batter	1	2	3	4	5	6	7	8	9	AB	R	H	RBI	BB	SO	LOB	TOP								
8 Shane Victorino, S OBP: 0.314, SLG: 0.455										4	0	1	0	0	0	1									
21 Wilson Valdez, R OBP: 0.273, SLG: 0.385										4	1	2	0	0	1	1									
26 Chase Utley, L OBP: 0.395, SLG: 0.524										4	0	0	0	0	0	1									
6 Ryan Howard, L OBP: 0.344, SLG: 0.459										3	0	0	0	1	1										
28 Jayson Werth, R OBP: 0.376, SLG: 0.592										4	0	0	0	0	2	2									
29 Raul Ibanez, L OBP: 0.346, SLG: 0.403										4	0	0	0	0	1	2									
7 Juan Castro, R OBP: 0.292, SLG: 0.325										4	0	2	0	0	0	0									
Carlos Ruiz, R OBP: 0.426, SLG: 0.395										4	0	2	0	0	0	1									
34 Roy Halladay, R OBP: 0.111, SLG: 0.111										3	0	0	0	0	2	3									
Inning Stats	R: 0 E: 0 K: 0 S: 8	H: 1 LOB: 1 BB: 0 P: 12	R: 0 E: 0 K: 1 S: 12	H: 2 LOB: 2 BB: 0 P: 19	R: 1 E: 1 K: 2 S: 15	H: 1 LOB: 2 BB: 1 P: 28	R: 0 E: 0 K: 1 S: 9	H: 1 LOB: 1 BB: 0 P: 15	R: 0 E: 0 K: 1 S: 11	H: 0 LOB: 0 BB: 0 P: 18	R: 0 E: 0 K: 1 S: 10	H: 1 LOB: 1 BB: 0 P: 18	R: 0 E: 0 K: 0 S: 6	H: 1 LOB: 0 BB: 0 P: 11	R: 0 E: 0 K: 1 S: 6	H: 0 LOB: 0 BB: 0 P: 11	R: 0 E: 0 K: 0 S: 8	H: 0 LOB: 0 BB: 0 P: 11	1B: 5 2B: 2 3B: 0 HR: 0	SF: 0 SAC: 0 DP: 1 HBP: 0	WP: 0 PB: 0 SB: 0 CS: 0	PA: 35			
PITCHER	IP	WLS	BF	H	R	ER	SO	BB	IBB	HBP	BLK	WP	HR	S	P	ERA	WHIP								
55 Josh Johnson, R ERA: 2.19	7.0	L	29	7	1	0	6	0	1	0	0	0	0	71	121	0.00	1.000								
32 Clay Hensley, R ERA: 1.38	1.0		3	0	0	0	1	0	0	0	0	0	0	6	11	0.00	0.000								
46 Juan Carlos Oviedo, R ERA: 2.18	1.0		3	0	0	0	0	0	0	0	0	0	0	8	11	0.00	0.000								

Philadelphia Phillies @ Florida Marlins
Sun Life Stadium, Miami, FL
Sat May 29 2010, 7:11 PM - 9:24 PM EDT
Att: 35,418 - Partly Cloudy - 85 F

AB	34
R	1
H	7
RBI	0
BB	1
SO	7
LOB	12



Batter	1	2	3	4	5	6	7	8	9	AB	R	H	RBI	BB	SO	LOB	BOTTOM								
8 Chris Coghlan, L OBP: 0.268, SLG: 0.273										3	0	0	0	0	2	0									
15 Gaby Sanchez, R OBP: 0.349, SLG: 0.417										3	0	0	0	0	1	0									
2 Hanley Ramirez, R OBP: 0.376, SLG: 0.481										3	0	0	0	0	2	0									
3 Jorge Cantu, R OBP: 0.338, SLG: 0.489										3	0	0	0	0	1	0									
6 Dan Uggla, R OBP: 0.359, SLG: 0.517										3	0	0	0	0	2	0									
12 Cody Ross, R OBP: 0.350, SLG: 0.448										3	0	0	0	0	0	0									
9 Brett Hayes, R OBP: 0.368, SLG: 0.313										2	0	0	0	0	1	0									
13 Mike Lamb, L OBP: 0.238, SLG: 0.250										1	0	0	0	0	0	0									
24 Cameron Maybin, R OBP: 0.291, SLG: 0.331										2	0	0	0	0	0	0									
18 Wes Helms, R OBP: 0.349, SLG: 0.362										1	0	0	0	0	1	0									
55 Josh Johnson, L OBP: 0.227, SLG: 0.190										2	0	0	0	0	1	0									
32 Clay Hensley, R ERA: 1.38										0	0	0	0	0	0	0									
46 Juan Carlos Oviedo, R OBP: 0.339, SLG: 0.442										0	0	0	0	0	0	0									
29 Ronny Paulino, R OBP: 0.339, SLG: 0.442										1	0	0	0	0	0	0									
Inning Stats	R: 0 E: 0 K: 2 S: 11	H: 0 LOB: 0 BB: 0 P: 19	R: 0 E: 0 K: 2 S: 7	H: 0 LOB: 0 BB: 0 P: 12	R: 0 E: 0 K: 1 S: 5	H: 0 LOB: 0 BB: 0 P: 9	R: 0 E: 0 K: 1 S: 9	H: 0 LOB: 0 BB: 0 P: 12	R: 0 E: 0 K: 0 S: 8	H: 0 LOB: 0 BB: 0 P: 12	R: 0 E: 0 K: 1 S: 7	H: 0 LOB: 0 BB: 0 P: 10	R: 0 E: 0 K: 2 S: 10	H: 0 LOB: 0 BB: 0 P: 18	R: 0 E: 0 K: 1 S: 7	H: 0 LOB: 0 BB: 0 P: 11	R: 0 E: 0 K: 1 S: 8	H: 0 LOB: 0 BB: 0 P: 12	1B: 0 2B: 0 3B: 0 HR: 0	SF: 0 SAC: 0 DP: 0 HBP: 0	WP: 0 PB: 0 SB: 0 CS: 0	PA: 27			
PITCHER	IP	WLS	BF	H	R	ER	SO	BB	IBB	HBP	BLK	WP	HR	S	P	ERA	WHIP								
34 Roy Halladay, R ERA: 1.99	9.0	W	27	0	0	0	11	0	0	0	0	0	0	72	115	0.00	0.000								

Philadelphia Phillies @ Florida Marlins
Sun Life Stadium, Miami, FL
Sat May 29 2010, 7:11 PM - 9:24 PM EDT
Att: 35,418 - Partly Cloudy - 85 F

AB	27
R	0
H	0
RBI	0
BB	0
SO	11
LOB	0



Batter	1	2	3	4	5	6	7	8	9	AB	R	H	RBI	BB	SO	LOB	TOP										
8 Shane Victorino, S OBP: 0.317, SLG: 0.461	P5		G3-1		K			FC6 SH1-3		4	0	2	0	0	1	0	Philadelphia Phillies @ Florida Marlins Sun Life Stadium, Miami, FL Sun May 30 2010, 1:12 PM - 3:39 PM EDT Att: 13,324 - Partly Cloudy - 88 F										
21 Wilson Valdez, R OBP: 0.261, SLG: 0.368	L6		K		B1-3			SH1-3		3	0	0	0	0	1	1											
26 Chase Utley, L OBP: 0.397, SLG: 0.520	G3-1		G3-1		G5-3			BB		3	0	1	0	1	0	1											
6 Ryan Howard, L OBP: 0.347, SLG: 0.455	BB		IBB		K			FC6		2	0	0	0	2	1	2											
28 Jayson Werth, R OBP: 0.369, SLG: 0.578	K		K		K			K		4	0	0	0	0	4	6											
10 Ben Francisco, R OBP: 0.256, SLG: 0.250	P4		F7		G5-3			K		4	0	0	0	0	1	0											
7 Juan Castro, R OBP: 0.280, SLG: 0.310	F8		F7		L5			K		4	0	0	0	0	1	0											
23 Brian Schneider, L OBP: 0.296, SLG: 0.174			G4-3					G1-3		2	0	1	0	1	0	0											
29 Raul Ibanez, L OBP: 0.344, SLG: 0.400	BB									1	0	0	0	0	0	0											
50 Jamie Moyer, L OBP: 0.200, SLG: 0.111	K		G6-3							2	0	0	0	0	1	1											
19 Greg Dobbs, L OBP: 0.200, SLG: 0.261										1	0	0	0	0	1	1											
57 David Herndon, R OBP: 0.200, SLG: 0.261										0	0	0	0	0	0	0											
Inning Stats	R: 0 H: 1 E: 0 K: 1 S: 18	L: 1 BB: 1 P: 28	R: 0 H: 1 E: 0 K: 1 S: 9	L: 1 BB: 0 P: 16	R: 0 H: 1 E: 0 K: 2 S: 11	L: 1 BB: 1 P: 18	R: 0 H: 0 E: 0 K: 0 S: 6	L: 0 BB: 0 P: 8	R: 0 H: 0 E: 0 K: 1 S: 7	L: 0 BB: 0 P: 9	R: 0 H: 0 E: 0 K: 2 S: 8	L: 0 BB: 0 P: 12	R: 0 H: 0 E: 0 K: 1 S: 11	L: 0 BB: 1 P: 18	R: 0 H: 1 E: 0 K: 1 S: 9	L: 2 BB: 1 P: 16	R: 0 H: 0 E: 0 K: 2 S: 8	L: 0 BB: 0 P: 10	1B: 3 2B: 1 3B: 0 HR: 0	SF: 0 SAC: 1 DP: 0 HBP: 0	WP: 0 PB: 0 SB: 0 CS: 0	PA: 35					
PITCHER	IP	WLS	BF	H	R	ER	SO	BB	IBB	HBP	BLK	WP	HR	S	P	ERA	WHIP										
19 Anibal Sánchez, R ERA: 2.89	(1, 1)	6.2	W	26	3	0	7	2	1	0	0	0	0	66	104	0.00	0.750										
57 Taylor Tankersley, L ERA: 1.3	(7, 1)	0.1	H	1	0	0	1	0	0	0	0	0	0	4	5	0.00	0.000										
32 Clay Hensley, R ERA: 1.3	(8, 1)	1.0	H	5	1	0	1	1	0	0	0	0	0	9	16	0.00	2.000										
46 Juan Carlos Oviedo, R ERA: 2.08	(9, 1)	1.0	S	3	0	0	2	0	0	0	0	0	0	8	10	0.00	0.000										

Batter	1	2	3	4	5	6	7	8	9	AB	R	H	RBI	BB	SO	LOB	BOTTOM										
8 Chris Coghlan, L OBP: 0.268, SLG: 0.272	G1-3		K		F7			18 S		4	0	1	0	0	1	2	Philadelphia Phillies @ Florida Marlins Sun Life Stadium, Miami, FL Sun May 30 2010, 1:12 PM - 3:39 PM EDT Att: 13,324 - Partly Cloudy - 88 F										
18 Wes Helms, R OBP: 0.343, SLG: 0.355	K		F8		L4-6			BB		4	0	1	0	0	2	1											
2 Hanley Ramirez, R OBP: 0.379, SLG: 0.484	F9		L5		L5			BB		3	1	1	0	1	0	0											
3 Jorge Cantu, R OBP: 0.332, SLG: 0.479	F8		E6		L4-6			F9		4	0	0	0	0	0	3											
6 Dan Uggla, R OBP: 0.362, SLG: 0.519	2B		FC5-4		BB			F9		3	0	1	0	1	0	2											
29 Ronny Paulino, R OBP: 0.336, SLG: 0.435	G5-3		G6-3		G6-3			G5-3		4	0	1	1	0	0	2											
12 Cody Ross, R OBP: 0.346, SLG: 0.441	P4		G5-3		G5-3			P4		3	0	0	0	0	0	3											
25 Brett Carroll, R OBP: 0.317, SLG: 0.338	L7		L7		HBP			K		2	0	0	0	0	1	0											
19 Anibal Sánchez, R OBP: 0.296, SLG: 0.211			G4-3		G4-3			G4-3		2	0	1	0	0	0	0											
57 Taylor Tankersley, L ERA: 1.3	(7, 1)	0.1	H	1	0	0	1	0	0	0	0	0	0	0	0	0											
13 Mike Lamb, L OBP: 0.227, SLG: 0.238	(7, PH)									1	0	0	0	0	0	0											
32 Clay Hensley, R ERA: 1.3	(8, 1)	1.0	H	5	1	0	1	1	0	0	0	0	0	0	0	0											
46 Juan Carlos Oviedo, R ERA: 2.08	(9, 1)	1.0	S	3	0	0	2	0	0	0	0	0	0	0	0	0											
Inning Stats	R: 0 H: 0 E: 0 K: 1 S: 8	L: 0 BB: 0 P: 13	R: 0 H: 1 E: 0 K: 0 S: 12	L: 1 BB: 0 P: 19	R: 0 H: 0 E: 0 K: 1 S: 9	L: 0 BB: 0 P: 10	R: 0 H: 0 E: 0 K: 0 S: 9	L: 0 BB: 0 P: 12	R: 0 H: 1 E: 0 K: 0 S: 11	L: 2 BB: 0 P: 16	R: 1 H: 2 E: 0 K: 0 S: 14	L: 2 BB: 2 P: 26	R: 0 H: 1 E: 0 K: 2 S: 8	L: 0 BB: 0 P: 11	R: 0 H: 1 E: 0 K: 0 S: 7	L: 1 BB: 0 P: 9	1B: 4 2B: 3 3B: 0 HR: 0	SF: 0 SAC: 0 DP: 1 HBP: 1	WP: 0 PB: 0 SB: 2 CS: 0	PA: 33							
PITCHER	IP	WLS	BF	H	R	ER	SO	BB	IBB	HBP	BLK	WP	HR	S	P	ERA	WHIP										
50 Jamie Moyer, L ERA: 4.26	(1, 1)	6.0	L	25	4	1	2	2	0	1	0	0	0	63	96	1.50	1.000										
57 David Herndon, R ERA: 3.93	(7, 1)	2.0	8	2	0	0	2	0	0	0	0	0	0	15	20	0.00	1.000										

AB	30
R	0
H	4
RBI	0
BB	4
SO	11
LOB	12

AB	30
R	1
H	6
RBI	1
BB	2
SO	4
LOB	13



Batter	1	2	3	4	5	6	7	8	9	AB	R	H	RBI	BB	SO	LOB	TOP											
8 Shane Victorino, S OBP: 0.308, SLG: 0.444	G4-3		K		K		P3		FC1-6 21 1B 21 DI	5	0	0	0	0	2	6	Philadelphia Phillies @ Atlanta Braves Turner Field, Atlanta, GA Tue Jun 01 2010, 7:11 PM - 11:32 PM EDT Att: 29,731 - Cloudy - 83 F											
21 Wilson Valdez, R OBP: 0.269, SLG: 0.377	K		E7 1B		G1-3		FC5-4-2		26 HBP 1B	5	0	2	1	0	1	3												
26 Chase Utley, L OBP: 0.394, SLG: 0.514	F8		K					F7	HBP	4	1	1	0	0	1	2												
6 Ryan Howard, L OBP: 0.338, SLG: 0.454	F7				F8			G6-3	G6-3	5	1	1	2	0	0	3												
28 Javson Werth, R OBP: 0.371, SLG: 0.580					K			P5		3	0	1	0	1	1	0												
29 Raul Ibanez, L OBP: 0.345, SLG: 0.401 52 Jose Contreras, R (8.1)	L8							G4-3	K	4	0	1	0	0	1	2												
7 Juan Castro, R OBP: 0.292, SLG: 0.300 58 Antonio Bastardo, R 57 David Herndon, R 3 Rosa Cingolani, L 16 J.C. Romero, S 55 Danyls Baez, R 10 Ben Francisco, R OBP: 0.286, SLG: 0.308	G6-3				G6-3			G6-3		2	0	0	0	0	0	2												
Carlos Ruiz, R OBP: 0.443, SLG: 0.412									FC1-6 21 1B	2	0	2	0	2	0	0												
35 Cole Hamels, L OBP: 0.182, SLG: 0.273 37 Chad Durbin, R 19 Greg Dobbs, L OBP: 0.214, SLG: 0.255										0	0	0	0	0	0	0												
Inning Stats	R: 0 E: 0 K: 1 S: 8	H: 0 LOB: 0 BB: 0 P: 11	R: 0 E: 0 K: 0 S: 7	H: 0 LOB: 1 BB: 1 P: 14	R: 0 E: 1 K: 3 S: 18	H: 2 LOB: 2 BB: 0 P: 25	R: 0 E: 0 K: 1 S: 10	H: 1 LOB: 1 BB: 0 P: 20	R: 0 E: 0 K: 1 S: 11	H: 0 LOB: 1 BB: 1 P: 18	R: 2 E: 0 K: 0 S: 12	H: 2 LOB: 1 BB: 0 P: 16	R: 0 E: 0 K: 0 S: 10	H: 2 LOB: 1 BB: 0 P: 13	R: 0 E: 0 K: 1 S: 12	H: 1 LOB: 1 BB: 0 P: 19		R: 1 E: 0 K: 1 S: 17	H: 2 LOB: 3 BB: 1 P: 28	1B: 7 2B: 3 3B: 0 HR: 1	SF: 0 SAC: 0 DP: 1 HBP: 1	WP: 1 PB: 0 SB: 0 CS: 0	PA: 40					
PITCHER	IP	WLS	BF	H	R	ER	SO	BB	IBB	HBP	BLK	WP	HR	S	P	ERA	WHIP											
15 Tim Hudson, R ERA: 2.3	6.0	W	25	5	2	2	6	2	0	0	0	0	1	0	10	13	3.00	1.167										
34 Eric O'Flaherty, L ERA: 2.43	1.0		4	2	0	0	0	0	0	0	0	1	0	10	13	0.00	2.000											
40 Takashi Saito, R ERA: 3.0	1.0		4	1	0	0	1	0	0	0	0	0	0	12	19	0.00	1.000											
39 Jonny Venters, L ERA: 1.29	0.2	S	6	2	1	1	1	1	0	1	0	0	0	14	25	13.50	4.500											
13 Billy Wagner, L ERA: 1.77	0.1	S	1	0	0	0	0	0	0	0	0	0	0	3	3	0.00	0.000											

Batter	1	2	3	4	5	6	7	8	9	AB	R	H	RBI	BB	SO	LOB	BOTTOM											
14 Martin Prado, R OBP: 0.364, SLG: 0.448	F8 25 HR		L7		F7		SF9			4	1	1	1	0	0	1	Philadelphia Phillies @ Atlanta Braves Turner Field, Atlanta, GA Tue Jun 01 2010, 7:11 PM - 11:32 PM EDT Att: 29,731 - Cloudy - 83 F											
22 Jason Heyward, L OBP: 0.410, SLG: 0.567	L9		K		F8		25 S BB		10 G4-6-3 BB	3	0	0	0	2	1	2												
10 Chipper Jones, S OBP: 0.396, SLG: 0.372 39 Jonny Venters, L 13 Billy Wagner, L			K		F9		K		G4-6-3	4	1	0	0	1	2	3												
25 Troy Glaus, R OBP: 0.375, SLG: 0.452					F8					2	2	1	3	2	0	0												
16 Brian McCann, L OBP: 0.392, SLG: 0.420	K				F8					3	2	1	0	1	1	2												
19 Yunel Escobar, R OBP: 0.314, SLG: 0.264					F8					3	0	2	1	1	0	1												
4 Omar Infante, R OBP: 0.340, SLG: 0.394	P4									3	0	1	1	1	0	2												
53 Melky Cabrera, S OBP: 0.305, SLG: 0.295										4	0	0	1	0	1	5												
15 Tim Hudson, R ERA: 2.2 34 Eric O'Flaherty, L 40 Takashi Saito, L 20 Eric Hinske, L 1 Gregor Blanco, L OBP: 1.000, SLG: 2.000										3	0	1	0	0	0	4												
Inning Stats	R: 3 E: 0 K: 1 S: 13	H: 2 LOB: 1 BB: 2 P: 28	R: 0 E: 0 K: 2 S: 13	H: 1 LOB: 1 BB: 0 P: 21	R: 2 E: 1 K: 1 S: 16	H: 2 LOB: 2 BB: 1 P: 26	R: 0 E: 0 K: 0 S: 7	H: 0 LOB: 0 BB: 0 P: 11	R: 1 E: 0 K: 0 S: 10	H: 1 LOB: 2 BB: 2 P: 24	R: 0 E: 0 K: 1 S: 9	H: 0 LOB: 2 BB: 0 P: 22	R: 0 E: 0 K: 0 S: 7	H: 1 LOB: 0 BB: 0 P: 14	R: 1 E: 1 K: 0 S: 12	H: 1 LOB: 1 BB: 1 P: 23		1B: 6 2B: 1 3B: 0 HR: 1	SF: 1 SAC: 0 DP: 2 HBP: 0	WP: 0 PB: 0 SB: 1 CS: 0	PA: 39							
PITCHER	IP	WLS	BF	H	R	ER	SO	BB	IBB	HBP	BLK	WP	HR	S	P	ERA	WHIP											
35 Cole Hamels, L ERA: 4.2	0.2	L	5	2	3	3	1	1	0	0	0	0	0	10	21	40.50	4.500											
37 Chad Durbin, R ERA: 3.16	2.1		13	3	2	2	3	2	0	0	0	0	0	32	54	7.71	2.143											
58 Antonio Bastardo, R ERA: 4.35	1.1		6	1	1	1	0	1	0	0	0	0	0	12	23	6.75	1.500											
57 David Herndon, R ERA: 3.79	0.2		3	0	0	0	0	1	0	0	0	0	0	5	12	0.00	1.500											
16 J.C. Romero, L ERA: 2.35	1.0		5	0	0	0	1	1	1	0	0	0	0	9	22	0.00	1.000											
55 Danyls Baez, R ERA: 3.91 52 Jose Contreras, R ERA: 0.99	1.1		6	2	1	0	0	1	0	0	0	0	0	0	3	6	0.00	0.000										



Batter	1	2	3	4	5	6	7	8	9	AB	R	H	RBI	BB	SO	LOB	TOP								
28 Jayson Werth, R OBP: 0.374, SLG: 0.575	F9		21 1B			G1-4-3		IBB		3	0	1	1	1	0	0	Philadelphia Phillies @ Atlanta Braves Turner Field, Atlanta, GA Wed Jun 02 2010, 1:06 PM - 3:33 PM EDT Att: 26:309 - Partly Cloudy - 81 F								
21 Wilson Valdez, R OBP: 0.266, SLG: 0.370	K		26 G4-6-3			G5-3		F8		4	0	1	0	0	1	2									
26 Chase Utley, L OBP: 0.387, SLG: 0.503	G6-3		G4-6-3			G6-3		L5		4	0	0	0	0	0	3									
6 Ryan Howard, L OBP: 0.336, SLG: 0.450	L9				29 G6-3			G6-3		4	0	1	0	0	1	0									
10 Ben Francisco, R OBP: 0.283, SLG: 0.286	K				P4			K		3	0	0	0	1	2	1									
29 Raul Ibanez, L OBP: 0.340, SLG: 0.394	F7				G6-3			BB		3	0	0	0	0	0	1									
8 Shane Victorino, S OBP: 0.308, SLG: 0.442					G6-3			K		1	0	0	0	0	1	1									
19 Greg Dobbs, L OBP: 0.220, SLG: 0.259			K			F7		G6-3		3	0	1	0	0	1	0									
23 Brian Schneider, L OBP: 0.310, SLG: 0.200			38 1B			K		SH1-3		2	1	1	0	0	1	0									
38 Kyle Kendrick, R OBP: 0.056, SLG: 0.056			21 1B			K		G6-3		2	0	1	0	0	1	0									
3 Ross Gload, L OBP: 0.231, SLG: 0.368			28 1B							1	0	0	0	0	0	1									
52 Jose Contreras, R OBP: 0.308, SLG: 0.442										0	0	0	0	0	0	0									
16 J.C. Romero, S OBP: 0.308, SLG: 0.442										0	0	0	0	0	0	0									
Inning Stats	R: 0 H: 0 E: 0 K: 1 S: 8	H: 0 LOB: 0 BB: 0 P: 13	R: 0 H: 0 E: 0 K: 1 S: 9	H: 0 LOB: 0 BB: 0 P: 14	R: 1 H: 4 E: 0 K: 1 S: 10	H: 4 LOB: 2 BB: 0 P: 18	R: 0 H: 1 E: 0 K: 0 S: 5	H: 1 LOB: 0 BB: 0 P: 8	R: 0 H: 0 E: 0 K: 2 S: 10	H: 0 LOB: 0 BB: 0 P: 17	R: 0 H: 0 E: 0 K: 0 S: 10	H: 0 LOB: 0 BB: 0 P: 14	R: 0 H: 0 E: 0 K: 2 S: 9	H: 0 LOB: 0 BB: 0 P: 13	R: 0 H: 1 E: 0 K: 0 S: 12	H: 1 LOB: 2 BB: 1 P: 22	R: 0 H: 0 E: 0 K: 1 S: 10	H: 0 LOB: 1 BB: 1 P: 18	1B: 6 2B: 0 3B: 0 HR: 0	SF: 0 SAC: 1 DP: 2 HBP: 0	WP: 0 PB: 0 SB: 0 CS: 0	PA: 33			
PITCHER	IP WLS BF H R ER SO BB IBB HBP BLK WP HR S P ERA WHIP	IP WLS BF H R ER SO BB IBB HBP BLK WP HR S P ERA WHIP	IP WLS BF H R ER SO BB IBB HBP BLK WP HR S P ERA WHIP	IP WLS BF H R ER SO BB IBB HBP BLK WP HR S P ERA WHIP	IP WLS BF H R ER SO BB IBB HBP BLK WP HR S P ERA WHIP	IP WLS BF H R ER SO BB IBB HBP BLK WP HR S P ERA WHIP	IP WLS BF H R ER SO BB IBB HBP BLK WP HR S P ERA WHIP	IP WLS BF H R ER SO BB IBB HBP BLK WP HR S P ERA WHIP	IP WLS BF H R ER SO BB IBB HBP BLK WP HR S P ERA WHIP	IP WLS BF H R ER SO BB IBB HBP BLK WP HR S P ERA WHIP	IP WLS BF H R ER SO BB IBB HBP BLK WP HR S P ERA WHIP	IP WLS BF H R ER SO BB IBB HBP BLK WP HR S P ERA WHIP	IP WLS BF H R ER SO BB IBB HBP BLK WP HR S P ERA WHIP	IP WLS BF H R ER SO BB IBB HBP BLK WP HR S P ERA WHIP	IP WLS BF H R ER SO BB IBB HBP BLK WP HR S P ERA WHIP	IP WLS BF H R ER SO BB IBB HBP BLK WP HR S P ERA WHIP	IP WLS BF H R ER SO BB IBB HBP BLK WP HR S P ERA WHIP	IP WLS BF H R ER SO BB IBB HBP BLK WP HR S P ERA WHIP	IP WLS BF H R ER SO BB IBB HBP BLK WP HR S P ERA WHIP	IP WLS BF H R ER SO BB IBB HBP BLK WP HR S P ERA WHIP	IP WLS BF H R ER SO BB IBB HBP BLK WP HR S P ERA WHIP	IP WLS BF H R ER SO BB IBB HBP BLK WP HR S P ERA WHIP	IP WLS BF H R ER SO BB IBB HBP BLK WP HR S P ERA WHIP	IP WLS BF H R ER SO BB IBB HBP BLK WP HR S P ERA WHIP	IP WLS BF H R ER SO BB IBB HBP BLK WP HR S P ERA WHIP

AB	30
R	1
H	6
RBI	1
BB	2
SO	8
LOB	9



Batter	1	2	3	4	5	6	7	8	9	AB	R	H	RBI	BB	SO	LOB	BOTTOM								
14 Martin Prado, R OBP: 0.366, SLG: 0.449	22 1B		K			22 G6-4-3		K		4	1	2	0	0	2	2	Philadelphia Phillies @ Atlanta Braves Turner Field, Atlanta, GA Wed Jun 02 2010, 1:06 PM - 3:33 PM EDT Att: 26:309 - Partly Cloudy - 81 F								
22 Jason Heyward, L OBP: 0.412, SLG: 0.563	10 G4-6-3		F9			G6-4-3		4 1B		3	0	1	0	1	0	2									
10 Chipper Jones, S OBP: 0.392, SLG: 0.367	G4-6-3					K		IBB		2	0	0	0	0	1	1									
4 Omar Infante, R OBP: 0.352, SLG: 0.406	1-2					K				2	0	2	1	0	0	0									
16 Brian McCann, L OBP: 0.383, SLG: 0.408	F8					F8		F9		4	0	0	0	0	0	3									
25 Troy Glaus, R OBP: 0.374, SLG: 0.456	19 L1-6					F9		F7		3	0	1	0	0	0	0									
20 Eric Hinske, L OBP: 0.385, SLG: 0.593	K					G3		F7		3	0	0	0	0	1	1									
13 Billy Wagner, L ERA: 1.09										0	0	0	0	0	0	0									
19 Yunel Escobar, R OBP: 0.309, SLG: 0.259	L1-6					F9		F8		3	0	0	0	0	0	1									
24 Nate McLouth, L OBP: 0.304, SLG: 0.289	K							53 SH1-4		1	1	0	0	2	1	0									
32 Derek Lowe, R OBP: 0.200, SLG: 0.167								4 1B		1	0	0	0	1	0	1									
53 Melky Cabrera, S OBP: 0.305, SLG: 0.295								SH1-4		0	0	0	0	0	0	0									
Inning Stats	R: 1 H: 2 E: 0 K: 0 S: 6	H: 2 LOB: 0 BB: 0 P: 9	R: 0 H: 1 E: 0 K: 1 S: 9	H: 1 LOB: 0 BB: 0 P: 13	R: 0 H: 0 E: 0 K: 2 S: 10	H: 0 LOB: 1 BB: 1 P: 17	R: 0 H: 0 E: 0 K: 1 S: 12	H: 0 LOB: 0 BB: 0 P: 16	R: 0 H: 2 E: 0 K: 0 S: 12	H: 2 LOB: 1 BB: 0 P: 16	R: 0 H: 0 E: 0 K: 0 S: 4	H: 0 LOB: 0 BB: 0 P: 4	R: 1 H: 1 E: 0 K: 1 S: 10	H: 1 LOB: 2 BB: 2 P: 26	R: 0 H: 0 E: 0 K: 1 S: 10	H: 0 LOB: 1 BB: 1 P: 18	1B: 5 2B: 2 3B: 0 HR: 0	SF: 0 SAC: 1 DP: 3 HBP: 0	WP: 0 PB: 0 SB: 0 CS: 0	PA: 31					
PITCHER	IP WLS BF H R ER SO BB IBB HBP BLK WP HR S P ERA WHIP	IP WLS BF H R ER SO BB IBB HBP BLK WP HR S P ERA WHIP	IP WLS BF H R ER SO BB IBB HBP BLK WP HR S P ERA WHIP	IP WLS BF H R ER SO BB IBB HBP BLK WP HR S P ERA WHIP	IP WLS BF H R ER SO BB IBB HBP BLK WP HR S P ERA WHIP	IP WLS BF H R ER SO BB IBB HBP BLK WP HR S P ERA WHIP	IP WLS BF H R ER SO BB IBB HBP BLK WP HR S P ERA WHIP	IP WLS BF H R ER SO BB IBB HBP BLK WP HR S P ERA WHIP	IP WLS BF H R ER SO BB IBB HBP BLK WP HR S P ERA WHIP	IP WLS BF H R ER SO BB IBB HBP BLK WP HR S P ERA WHIP	IP WLS BF H R ER SO BB IBB HBP BLK WP HR S P ERA WHIP	IP WLS BF H R ER SO BB IBB HBP BLK WP HR S P ERA WHIP	IP WLS BF H R ER SO BB IBB HBP BLK WP HR S P ERA WHIP	IP WLS BF H R ER SO BB IBB HBP BLK WP HR S P ERA WHIP	IP WLS BF H R ER SO BB IBB HBP BLK WP HR S P ERA WHIP	IP WLS BF H R ER SO BB IBB HBP BLK WP HR S P ERA WHIP	IP WLS BF H R ER SO BB IBB HBP BLK WP HR S P ERA WHIP	IP WLS BF H R ER SO BB IBB HBP BLK WP HR S P ERA WHIP	IP WLS BF H R ER SO BB IBB HBP BLK WP HR S P ERA WHIP	IP WLS BF H R ER SO BB IBB HBP BLK WP HR S P ERA WHIP	IP WLS BF H R ER SO BB IBB HBP BLK WP HR S P ERA WHIP	IP WLS BF H R ER SO BB IBB HBP BLK WP HR S P ERA WHIP	IP WLS BF H R ER SO BB IBB HBP BLK WP HR S P ERA WHIP	IP WLS BF H R ER SO BB IBB HBP BLK WP HR S P ERA WHIP	IP WLS BF H R ER SO BB IBB HBP BLK WP HR S P ERA WHIP

AB	26
R	2
H	6
RBI	1
BB	4
SO	5
LOB	11



Batter	1	2	3	4	5	6	7	8	9	AB	R	H	RBI	BB	SO	LOB	TOP					
12 Scott Hairston, R OBP: 0.342, SLG: 0.446	F9	FC5-4			G4-3			F7		4	0	0	0	0	0	3						
22 David Eckstein, R OBP: 0.342, SLG: 0.382	F7		P6		F8					4	0	1	0	0	0	1						
23 Adrián González, L OBP: 0.385, SLG: 0.470	F8		G4-3					G3		4	0	0	0	0	0	1						
7 Chase Headley, S OBP: 0.283, SLG: 0.369		2B	F8							3	1	1	0	1	0	0						
8 Yorvit Torrealba, R OBP: 0.359, SLG: 0.388		2B			G1-3					4	1	1	1	0	0	1						
15 Jerry Hairston, R OBP: 0.283, SLG: 0.328		2B			L5					4	0	1	0	0	0	1						
14 Oscar Salazar, R OBP: 0.321, SLG: 0.253		1B			L7					4	0	0	0	0	1	2						
13 Chris Denorfia, R OBP: 0.357, SLG: 0.353		1B			G5-3					3	0	1	0	0	0	0						
27 Jon Garland, R OBP: 0.292, SLG: 0.190		1B			G5-3					2	0	2	0	0	0	0						
2 Lance Zawadzki, L OBP: 0.304, SLG: 0.250		1B			G4-3					1	0	0	0	0	0	0						
54 Joe Thatcher, L OBP: 0.304, SLG: 0.250		1B			G4-3					0	0	0	0	0	0	0						
Inning Stats	R: 0 E: 0 K: 0 S: 7	H: 0 LOB: 0 BB: 0 P: 10	R: 2 E: 0 K: 0 S: 11	H: 5 LOB: 2 BB: 0 P: 17	R: 0 E: 0 K: 0 S: 5	H: 0 LOB: 0 BB: 0 P: 10	R: 0 E: 0 K: 0 S: 6	H: 0 LOB: 0 BB: 0 P: 10	R: 0 E: 0 K: 0 S: 6	H: 1 LOB: 1 BB: 0 P: 9	R: 0 E: 0 K: 0 S: 6	H: 0 LOB: 0 BB: 0 P: 6	R: 0 E: 0 K: 1 S: 7	H: 0 LOB: 0 BB: 0 P: 9	R: 0 E: 0 K: 0 S: 7	H: 1 LOB: 1 BB: 1 P: 11	R: 0 E: 0 K: 0 S: 10	H: 0 LOB: 1 BB: 1 P: 16	1B: 5 2B: 2 3B: 0 HR: 0	SF: 0 SAC: 0 DP: 1 HBP: 0	WP: 0 PB: 0 SB: 0 CS: 0	PA: 34
PITCHER 50 Jamie Moyer, L ERA: 3.98	IP: 9.0 WLS: W BF: 34 H: 7 R: 2 ER: 2 SO: 1 BB: 1 IBB: 0 HBP: 0 BLK: 0 WP: 0 HR: 0 S: 65 P: 98 ERA: 2.00 WHIP: 0.889															PITCHER						

San Diego Padres @ Philadelphia Phillies
Citizens Bank Park, Philadelphia, PA
Sat Jun 05 2010, 7:09 PM - 9:09 PM EDT
Att: 45,353 - Partly Cloudy - 84 F

AB	33
R	2
H	7
RBI	1
BB	1
SO	1
LOB	9



Batter	1	2	3	4	5	6	7	8	9	AB	R	H	RBI	BB	SO	LOB	BOTTOM			
8 Shane Victorino, S OBP: 0.314, SLG: 0.471	3B		2B		G6-3			G3		4	1	2	0	0	0	0				
27 Placido Polanco, R OBP: 0.343, SLG: 0.445	G6-3		2B		2B			G1-3		4	1	2	0	0	0	1				
26 Chase Utley, L OBP: 0.387, SLG: 0.492	P5		2B		L8-3			F8		4	1	1	1	1	0	2				
6 Ryan Howard, L OBP: 0.342, SLG: 0.454	K		2B		HR			K		4	2	2	2	0	2	1				
28 Jayson Werth, R OBP: 0.374, SLG: 0.578		L9	F9		HR			F9		4	1	1	2	0	0	1				
29 Raul Ibanez, L OBP: 0.332, SLG: 0.380		G4-3	SF8		P2			L8		3	0	0	1	0	0	0				
Carlos Ruiz, R OBP: 0.436, SLG: 0.495		2B	L8		K			K		3	0	1	0	0	1	0				
21 Wilson Valdez, R OBP: 0.271, SLG: 0.369		1B			G6-3			G1-3		3	0	1	0	0	0	0				
50 Jamie Moyer, L OBP: 0.174, SLG: 0.095		K			G1-3			K		3	0	0	0	0	2	2				
Inning Stats	R: 0 E: 0 K: 1 S: 8	H: 1 LOB: 1 BB: 0 P: 13	R: 0 E: 0 K: 1 S: 11	H: 2 LOB: 2 BB: 0 P: 15	R: 4 E: 0 K: 0 S: 13	H: 4 LOB: 0 BB: 0 P: 18	R: 0 E: 0 K: 0 S: 7	H: 0 LOB: 0 BB: 0 P: 10	R: 2 E: 0 K: 0 S: 9	H: 3 LOB: 0 BB: 0 P: 14	R: 0 E: 0 K: 2 S: 7	H: 0 LOB: 0 BB: 0 P: 10	R: 0 E: 0 K: 0 S: 7	H: 0 LOB: 0 BB: 0 P: 10	R: 0 E: 0 K: 1 S: 12	H: 0 LOB: 0 BB: 0 P: 17	1B: 7 2B: 2 3B: 1 HR: 1	SF: 1 SAC: 0 DP: 1 HBP: 0	WP: 0 PB: 0 SB: 0 CS: 0	PA: 33
PITCHER 27 Jon Garland, R ERA: 2.68	IP: 7.0 WLS: L BF: 30 H: 10 R: 6 ER: 6 SO: 4 BB: 0 IBB: 0 HBP: 0 BLK: 0 WP: 0 HR: 1 S: 62 P: 90 ERA: 7.71 WHIP: 1.429															PITCHER				
54 Joe Thatcher, L ERA: 1.54	IP: 1.0 WLS: L BF: 3 H: 0 R: 0 ER: 0 SO: 1 BB: 0 IBB: 0 HBP: 0 BLK: 0 WP: 0 HR: 0 S: 12 P: 17 ERA: 0.00 WHIP: 0.000															PITCHER				

San Diego Padres @ Philadelphia Phillies
Citizens Bank Park, Philadelphia, PA
Sat Jun 05 2010, 7:09 PM - 9:09 PM EDT
Att: 45,353 - Partly Cloudy - 84 F

AB	32
R	6
H	10
RBI	6
BB	0
SO	5
LOB	7



Batter	1	2	3	4	5	6	7	8	9	AB	R	H	RBI	BB	SO	LOB	TOP										
15 Jerry Hairston, R OBP: 0.286, SLG: 0.328										4	0	0	0	0	0	1											
22 David Eckstein, R OBP: 0.333, SLG: 0.371										4	0	0	0	0	0	0											
23 Adrián González, L OBP: 0.395, SLG: 0.519										3	2	2	2	1	0	0											
12 Scott Hairston, R OBP: 0.342, SLG: 0.475										4	1	2	1	0	0	1											
7 Chase Headley, S OBP: 0.328, SLG: 0.377										4	0	0	0	0	1	1											
8 Yovani Torresalva, R OBP: 0.357, SLG: 0.386										3	0	1	0	0	1	0											
14 Oscar Salazar, R OBP: 0.318, SLG: 0.253										3	0	0	0	0	0	1											
18 Tony Gwynn Jr., L OBP: 0.325, SLG: 0.291										0	0	0	0	0	0	0											
13 Chris Denorfia, R OBP: 0.333, SLG: 0.327										3	0	0	0	0	2	0											
49 Wade LeBlanc, L OBP: 0.412, SLG: 0.375										1	0	0	0	1	1	0											
2 Lance Zawadzki, L OBP: 0.296, SLG: 0.250										1	0	0	0	0	1	0											
57 Luke Gregerson, L										0	0	0	0	0	0	0											
21 Heath Bell, R										0	0	0	0	0	0	0											
Inning Stats	R: 0 E: 0 K: 0 S: 5	H: 0 LOB: 0 BB: 0 P: 7	R: 0 E: 0 K: 1 S: 9	H: 0 LOB: 0 BB: 0 P: 12	R: 0 E: 0 K: 1 S: 9	H: 0 LOB: 1 BB: 1 P: 17	R: 0 E: 0 K: 0 S: 9	H: 0 LOB: 0 BB: 1 P: 17	R: 0 E: 0 K: 1 S: 12	H: 0 LOB: 0 BB: 0 P: 18	R: 2 E: 0 K: 0 S: 20	H: 3 LOB: 1 BB: 0 P: 28	R: 0 E: 0 K: 2 S: 10	H: 0 LOB: 0 BB: 0 P: 14	R: 1 E: 0 K: 0 S: 15	H: 2 LOB: 0 BB: 0 P: 21	1B: 2 2B: 0 3B: 0 HR: 3	SF: 0 SAC: 0 DP: 1 HBP: 0	WP: 0 PB: 0 SB: 0 CS: 1	PA: 33							
PITCHER	IP	WLS	BF	H	R	ER	SO	BB	IBB	HBP	BLK	WP	HR	S	P	ERA	WHIP										
35 Cole Hamels, L ERA: 3.98	8.0	L	28	3	2	2	6	2	0	0	0	0	2	79	121	2.25	0.625										
55 Danys Baez, R ERA: 4.32	1.0		4	2	1	1	0	0	0	0	0	0	1	15	21	9.00	2.000										

San Diego Padres @ Philadelphia Phillies
Citizens Bank Park, Philadelphia, PA

AB 30
R 3
H 5
RBI 3
BB 2
SO 6
LOB 4



livebaseballscores.com

Mon Jun 07 2010, 7:10 PM - 9:49 PM EDT
Att: 45,398 - Partly Cloudy - 74 F

Batter	1	2	3	4	5	6	7	8	9	AB	R	H	RBI	BB	SO	LOB	BOTTOM										
8 Shane Victorino, S OBP: 0.321, SLG: 0.468										4	0	2	0	0	1	0											
27 Placido Polanco, R OBP: 0.355, SLG: 0.450										4	1	2	0	0	0	1											
26 Chase Utley, L OBP: 0.379, SLG: 0.475										4	0	0	0	0	0	4											
6 Ryan Howard, L OBP: 0.344, SLG: 0.454										3	0	1	1	1	0	0											
28 Jayson Werth, R OBP: 0.362, SLG: 0.552										4	0	0	0	0	1	4											
29 Raul Ibanez, L OBP: 0.329, SLG: 0.371										3	0	1	0	0	1	0											
Carlos Ruiz, R OBP: 0.425, SLG: 0.392										3	0	0	0	0	1	1											
21 Wilson Valdez, R OBP: 0.264, SLG: 0.360										2	0	0	0	0	0	1											
19 Greg Dobbs, L OBP: 0.214, SLG: 0.250										1	0	0	0	0	0	0											
55 Danys Baez, R										0	0	0	0	0	0	0											
35 Cole Hamels, L OBP: 0.167, SLG: 0.250										2	0	0	0	0	0	0											
3 Ross Gload, L OBP: 0.214, SLG: 0.341										1	0	0	0	0	0	0											
7 Juan Castro, R OBP: 0.252, SLG: 0.278										0	0	0	0	0	0	0											
Inning Stats	R: 0 E: 0 K: 0 S: 14	H: 2 LOB: 2 BB: 1 P: 19	R: 0 E: 0 K: 0 S: 7	H: 1 LOB: 0 BB: 0 P: 12	R: 0 E: 0 K: 0 S: 6	H: 1 LOB: 1 BB: 0 P: 11	R: 0 E: 0 K: 0 S: 11	H: 0 LOB: 0 BB: 0 P: 17	R: 0 E: 0 K: 1 S: 8	H: 0 LOB: 0 BB: 0 P: 13	R: 0 E: 0 K: 0 S: 6	H: 0 LOB: 0 BB: 0 P: 10	R: 0 E: 0 K: 1 S: 8	H: 0 LOB: 0 BB: 0 P: 13	R: 0 E: 0 K: 0 S: 5	H: 0 LOB: 0 BB: 0 P: 8	R: 1 E: 0 K: 2 S: 15	H: 2 LOB: 1 BB: 0 P: 22	1B: 5 2B: 2 3B: 0 HR: 0	SF: 0 SAC: 0 DP: 2 HBP: 0	WP: 0 PB: 0 SB: 2 CS: 0	PA: 32					
PITCHER	IP	WLS	BF	H	R	ER	SO	BB	IBB	HBP	BLK	WP	HR	S	P	ERA	WHIP										
49 Wade LeBlanc, L ERA: 3.21	7.0	W	24	4	0	0	0	1	0	0	0	0	0	60	95	0.00	0.714										
57 Luke Gregerson, R ERA: 1.49	1.0	H	3	0	0	0	0	0	0	0	0	0	0	5	8	0.00	0.000										
21 Heath Bell, R ERA: 1.38	1.0	S	5	2	1	1	2	0	0	0	0	0	0	15	22	9.00	2.000										

San Diego Padres @ Philadelphia Phillies
Citizens Bank Park, Philadelphia, PA

AB 31
R 1
H 6
RBI 1
BB 1
SO 4
LOB 11



livebaseballscores.com
Mon Jun 07 2010, 7:10 PM - 9:49 PM EDT
Att: 45,398 - Partly Cloudy - 74 F

Batter	1	2	3	4	5	6	7	8	9	AB R H RBI BB SO LOB	TOP
8 Chris Coghlan, L (1, 7) OBP: 0.314, SLG: 0.361	3-2 2 BB 3 SF9 1B	G4-3			G1-3		F8			4 1 1 0 0 0 2	Florida Marlins @ Philadelphia Phillies Citizens Bank Park, Philadelphia, PA Thu Jun 10 2010, 7:08 PM - 9:30 PM EDT Att: 44,479 - Partly Cloudy - 84 F livebaseballscorecards.com
15 Gaby Sanchez, R (1, 3) OBP: 0.346, SLG: 0.422	1-0 3 SF9 2 BB 1B			G6-3		K		G1-3		4 0 1 0 0 1 0 0 0 0 0 0 0 0	
30 Brian Barden, R (8, 5)	1-2				F8			K		3 0 0 0 1 1 0	
2 Hanley Ramirez, R (1, 6) OBP: 0.369, SLG: 0.466	4-2 6 1-2 2-3 BB				F8			K		3 0 1 1 0 1 0	
3 Jorge Cantu, R (1, 5) OBP: 0.339, SLG: 0.473	0-1 2-3 3-H	SF9			6 WP 1B			K		3 0 1 1 0 1 0	
6 Dan Uggla, R (1, 4) OBP: 0.353, SLG: 0.514	1-2	K			F9			HR		4 1 1 1 0 1 3	
12 Cody Ross, R (1, 8) OBP: 0.349, SLG: 0.459	0-0	G6-3				F9				4 0 1 0 0 1 2	
27 Giancarlo Stanton, R (1, 9) OBP: 0.333, SLG: 0.333					29 S 1B					4 0 0 0 0 2 1	
29 Ronny Paulino, R (1, 2) OBP: 0.331, SLG: 0.437										4 0 1 0 0 2 1	
55 Josh Johnson, L (1, 1) OBP: 0.222, SLG: 0.192										3 0 1 0 0 1 2 0 0 0 0 0 0 0	
46 Juan Carlos Oviedo, R (9, 1)											
Inning Stats	R: 1 H: 2 E: 0 LOB: 2 K: 1 BB: 1 S: 13 P: 22	R: 0 H: 1 E: 0 LOB: 1 K: 0 BB: 0 S: 7 P: 10	R: 0 H: 1 E: 0 LOB: 1 K: 0 BB: 0 S: 8 P: 13	R: 0 H: 1 E: 0 LOB: 1 K: 3 BB: 0 S: 13 P: 18	R: 0 H: 0 E: 0 LOB: 0 K: 1 BB: 0 S: 6 P: 7	R: 0 H: 0 E: 0 LOB: 0 K: 0 BB: 0 S: 8 P: 13	R: 0 H: 1 E: 0 LOB: 1 K: 1 BB: 0 S: 12 P: 21	R: 0 H: 0 E: 0 LOB: 0 K: 2 BB: 0 S: 9 P: 14	R: 1 H: 1 E: 0 LOB: 0 K: 2 BB: 0 S: 18 P: 24	1B: 6 SF: 1 2B: 0 SAC: 0 3B: 0 DP: 0 HR: 1 HBP: 0	WP: 1 PA: 35 PB: 0 SB: 2 CS: 0
PITCHER	IP WLS BF H R ER SO BB IBB HBP BLK WP HR S P ERA WHIP										
34 Roy Halladay, R (1, 1) ERA: 1.96	8.0 L 31 6 1 1 8 1 0 0 0 1 0 76 118 1.12 0.875										
55 Danys Baez, R (9, 1) ERA: 4.5	1.0 4 1 1 1 2 0 0 0 0 0 1 18 24 9.00 1.000										

Batter	1	2	3	4	5	6	7	8	9	AB R H RBI BB SO LOB	BOTTOM
8 Shane Victorino, S (1, 8) OBP: 0.322, SLG: 0.477	2-2 F7					G6-3				4 0 1 0 0 0 0	Florida Marlins @ Philadelphia Phillies Citizens Bank Park, Philadelphia, PA Thu Jun 10 2010, 7:08 PM - 9:30 PM EDT Att: 44,479 - Partly Cloudy - 84 F livebaseballscorecards.com
27 Placido Polanco, R (1, 5) OBP: 0.354, SLG: 0.447	1-0 G4-3				2B	F9		G1-3		4 0 1 0 0 0 1	
26 Chase Utley, L (1, 4) OBP: 0.382, SLG: 0.471	4-1 6 2B BB					G4-3		G3-1		3 0 0 0 1 0 2	
6 Ryan Howard, L (1, 3) OBP: 0.348, SLG: 0.468	0-0 1-3 2B				L4			K		4 0 1 0 0 2 1	
28 Jayson Werth, R (1, 9) OBP: 0.357, SLG: 0.543	2-3 K				F9			K		3 0 0 0 0 2 2	
29 Raul Ibanez, L (1, 7) OBP: 0.339, SLG: 0.382								F8		3 0 1 0 0 1 0	
21 Wilson Valdez, R (1, 6) OBP: 0.253, SLG: 0.340										3 0 0 0 0 0 1	
Carlos Ruiz, R (1, 2) OBP: 0.417, SLG: 0.375										3 0 0 0 0 1 0	
34 Roy Halladay, R (1, 1) OBP: 0.122, SLG: 0.122										2 0 0 0 0 0 0 1 0 0 0 0 0 0 0 0 0 0 0 0 0	
19 Greg Dobbs, L (8, PH) OBP: 0.206, SLG: 0.241											
55 Danys Baez, R (9, 1) ERA: 2.19											
Inning Stats	R: 0 H: 1 E: 0 LOB: 2 K: 1 BB: 1 S: 9 P: 18	R: 0 H: 1 E: 0 LOB: 0 K: 0 BB: 0 S: 7 P: 12	R: 0 H: 1 E: 0 LOB: 1 K: 0 BB: 0 S: 9 P: 16	R: 0 H: 0 E: 0 LOB: 0 K: 1 BB: 0 S: 12 P: 16	R: 0 H: 0 E: 0 LOB: 0 K: 1 BB: 0 S: 8 P: 14	R: 0 H: 0 E: 0 LOB: 0 K: 0 BB: 0 S: 8 P: 11	R: 0 H: 0 E: 0 LOB: 0 K: 2 BB: 0 S: 8 P: 12	R: 0 H: 0 E: 0 LOB: 0 K: 0 BB: 0 S: 10 P: 14	R: 0 H: 1 E: 0 LOB: 1 K: 1 BB: 0 S: 14 P: 20	1B: 1 SF: 0 2B: 3 SAC: 0 3B: 0 DP: 1 HR: 0 HBP: 0	WP: 0 PA: 31 PB: 0 SB: 0 CS: 0
PITCHER	IP WLS BF H R ER SO BB IBB HBP BLK WP HR S P ERA WHIP										
55 Josh Johnson, R (1, 1) ERA: 1.91	8.0 W 27 3 0 0 5 1 0 0 0 0 0 71 113 0.00 0.500										
46 Juan Carlos Oviedo, R (9, 1) ERA: 2.19	1.0 S 4 1 0 0 1 0 0 0 0 0 0 14 20 0.00 1.000										

Batter	1	2	3	4	5	6	7	8	9	AB	R	H	RBI	BB	SO	LOB	TOP					
8 Shane Victorino, S OBP: 0.318, SLG: 0.467										4	0	0	0	0	1	2	Philadelphia Phillies @ Boston Red Sox Fenway Park, Boston, MA Sat Jun 12 2010, 4:11 PM - 7:30 PM EDT Att: 37,061 - Cloudy - 63 F					
28 Jayson Werth, R OBP: 0.362, SLG: 0.544										3	0	0	0	1	1							
26 Chase Utley, L OBP: 0.376, SLG: 0.467										4	0	1	0	0	1							
6 Ryan Howard, L OBP: 0.344, SLG: 0.461										4	0	0	0	0	1	2						
10 Ben Francisco, R OBP: 0.345, SLG: 0.314										2	1	0	0	1	1	0						
29 Raul Ibanez, L OBP: 0.362, SLG: 0.381										4	1	2	0	0	0	1						
19 Greg Dobbs, L OBP: 0.206, SLG: 0.238										3	0	1	0	0	1	0						
23 Brian Schneider, L OBP: 0.395, SLG: 0.364										4	0	3	2	0	0	2						
21 Wilson Valdez, R OBP: 0.250, SLG: 0.333										3	0	0	0	0	0	3						
3 Ross Gload, L OBP: 0.229, SLG: 0.362										1	0	0	0	0	1	2						
Inning Stats	R: 0 E: 0 K: 1 S: 12	H: 0 LOB: 1 BB: 1 P: 19	R: 2 E: 0 K: 0 S: 13	H: 2 LOB: 1 BB: 0 P: 17	R: 0 E: 0 K: 1 S: 10	H: 0 LOB: 0 BB: 0 P: 16	R: 0 E: 0 K: 1 S: 6	H: 0 LOB: 0 BB: 0 P: 12	R: 0 E: 0 K: 1 S: 8	H: 1 LOB: 1 BB: 0 P: 17	R: 0 E: 0 K: 1 S: 11	H: 0 LOB: 1 BB: 1 P: 21	R: 0 E: 0 K: 1 S: 10	H: 1 LOB: 1 BB: 0 P: 12	R: 0 E: 0 K: 1 S: 11	H: 1 LOB: 1 BB: 0 P: 14	R: 0 E: 0 K: 2 S: 17	H: 2 LOB: 2 BB: 0 P: 25	1B: 4 2B: 3 HR: 0	SF: 0 SAC: 1 DP: 1 HBP: 1	WP: 0 PB: 0 SB: 0 CS: 0	PA: 36
PITCHER	IP WLS BF H R ER SO BB IBB HBP BLK WP HR S P ERA WHIP																					
48 Scott Atchison, R ERA: 4.76	3.0		13	2	2	2	2	1	0	1	0	0	0	0	35	52	6.00	1.000				
17 Manny Delcarmen, R ERA: 2.4	2.0	W	7	1	0	0	1	0	0	0	0	0	0	14	29	0.00	0.500					
37 Hideki Okajima, L ERA: 4.87	1.1		6	1	0	0	1	1	0	0	0	0	0	18	30	0.00	1.500					
56 Ramon E Ramirez, R ERA: 5.11	1.2		5	1	0	0	1	0	0	0	0	0	0	14	17	0.00	0.600					
58 Jonathan Papelbon, R ERA: 2.88	1.0		5	2	0	0	2	0	0	0	0	0	0	17	25	0.00	2.000					

Batter	1	2	3	4	5	6	7	8	9	AB	R	H	RBI	BB	SO	LOB	BOTTOM			
10 Marco Scutaro, R OBP: 0.360, SLG: 0.393										5	0	1	2	0	0	1	Philadelphia Phillies @ Boston Red Sox Fenway Park, Boston, MA Sat Jun 12 2010, 4:11 PM - 7:30 PM EDT Att: 37,061 - Cloudy - 63 F			
15 Dustin Pedroia, R OBP: 0.334, SLG: 0.431										4	0	2	1	1	1					
34 David Ortiz, L OBP: 0.346, SLG: 0.525										5	0	2	0	0	3	4				
20 Kevin Youkilis, R OBP: 0.450, SLG: 0.590										3	2	1	0	0	0	2				
25 Mike Lowell, R OBP: 0.326, SLG: 0.373										1	0	0	0	0	1	2				
7 J.D. Drew, L OBP: 0.360, SLG: 0.462										4	2	3	2	1	0	0				
29 Adrián Beltré, R OBP: 0.370, SLG: 0.521										4	1	2	0	1	0	2				
33 Jason Varitek, S OBP: 0.341, SLG: 0.592										4	2	1	0	1	2	4				
54 Darrell McDonald, R OBP: 0.350, SLG: 0.412										5	2	2	0	0	2	3				
60 Daniel Nava, S OBP: 0.500, SLG: 1.500										4	1	2	4	0	1	3				
Inning Stats	R: 0 E: 0 K: 1 S: 12	H: 1 LOB: 1 BB: 0 P: 19	R: 5 E: 0 K: 0 S: 21	H: 6 LOB: 1 BB: 0 P: 27	R: 3 E: 0 K: 2 S: 24	H: 4 LOB: 2 BB: 1 P: 35	R: 1 E: 0 K: 1 S: 15	H: 2 LOB: 1 BB: 0 P: 19	R: 0 E: 0 K: 2 S: 8	H: 1 LOB: 1 BB: 0 P: 14	R: 1 E: 0 K: 1 S: 17	H: 1 LOB: 1 BB: 1 P: 27	R: 0 E: 0 K: 1 S: 11	H: 1 LOB: 2 BB: 1 P: 21	R: 0 E: 0 K: 2 S: 11	H: 0 LOB: 1 BB: 1 P: 19	1B: 10 2B: 4 HR: 2	SF: 0 SAC: 0 DP: 1 HBP: 1	WP: 1 PB: 0 SB: 0 CS: 0	PA: 44
PITCHER	IP WLS BF H R ER SO BB IBB HBP BLK WP HR S P ERA WHIP																			
56 Joe Blanton, R ERA: 7.28	4.0	L	26	13	9	9	4	1	0	0	0	0	0	25	41	4.50	1.500			
37 Chad Durbin, R ERA: 3.16	2.0		9	2	1	1	3	1	0	1	0	0	0	11	21	0.00	2.000			
16 J.C. Romero, L ERA: 1.74	1.0		5	1	0	0	1	1	0	0	0	0	0	11	19	0.00	1.000			
52 Jose Contreras, R ERA: 1.37	1.0		4	0	0	0	2	1	0	0	0	0	0	11	19	0.00	1.000			

Batter	1	2	3	4	5	6	7	8	9	AB	R	H	RBI	BB	SO	LOB	TOP				
8 Shane Victorino, S OBP: 0.317, SLG: 0.462	1-1 HBP		2-2 F7		0-2 G6-3			0-0 P6		3	0	0	0	0	0	0	Philadelphia Phillies @ Boston Red Sox Fenway Park, Boston, MA Sun Jun 13 2010, 1:36 PM - 4:33 PM EDT Att: 37,230 - Cloudy - 62 F				
27 Placido Polanco, R OBP: 0.355, SLG: 0.449	1-2 1B		3-2 F9		0-2 F9			3-1 26 G6-3		4	0	2	0	0	0	0					
26 Chase Utley, L OBP: 0.375, SLG: 0.460	1-4 BB			2-3 K	1-2 G1-3			0-1 G6-3		3	0	0	0	1	1	1					
6 Ryan Howard, L OBP: 0.342, SLG: 0.461	0-2 F9			1-2 28 1B			0-1 F8			4	1	1	0	0	0	4					
28 Jayson Werth, R OBP: 0.364, SLG: 0.541	0-1 G5-4-3			0-1 29 HR			2-3 K		4-1 10 S 29 S	3	2	1	1	1	1	3					
29 Raul Ibanez, L OBP: 0.335, SLG: 0.394	2-1 G3-1			1-2 HR			1-3 K		1-2 K	4	1	1	2	0	2	1					
10 Ben Francisco, R OBP: 0.339, SLG: 0.333	3-2 G5-3			0-0 7 1B			2-2 F7		2-1 SF9	3	1	1	1	0	0	0					
7 Juan Castro, R OBP: 0.252, SLG: 0.276	0-2 P6			0-2 G5-4-3			2-1 P4		2-3 K	4	0	1	1	0	1	0					
Carlos Ruiz, R OBP: 0.400, SLG: 0.357			0-2 G5-3	1-2 G5-4-3			1-0 G6-3			3	0	0	0	0	0	1					
Inning Stats	R: 0 E: 0 K: 0 S: 12	H: 1 LOB: 2 BB: 1 P: 17	R: 0 E: 0 K: 0 S: 10	H: 0 LOB: 0 BB: 0 P: 15	R: 0 E: 0 K: 0 S: 10	H: 0 LOB: 0 BB: 0 P: 15	R: 4 E: 0 K: 1 S: 19	H: 5 LOB: 0 BB: 0 P: 23	R: 0 E: 0 K: 2 S: 9	H: 0 LOB: 0 BB: 0 P: 12	R: 0 E: 0 K: 0 S: 6	H: 0 LOB: 0 BB: 0 P: 11	R: 0 E: 0 K: 0 S: 6	H: 1 LOB: 1 BB: 0 P: 9	R: 1 E: 0 K: 2 S: 10	H: 0 LOB: 0 BB: 1 P: 21		1B: 3 2B: 3 3B: 0 HR: 1	SF: 1 SAC: 0 DP: 2 HBP: 1	WP: 0 PB: 0 SB: 2 CS: 0	PA: 35
PITCHER	IP WLS BF H R ER SO BB IBB HBP BLK WP HR S P ERA WHIP	IP WLS BF H R ER SO BB IBB HBP BLK WP HR S P ERA WHIP	IP WLS BF H R ER SO BB IBB HBP BLK WP HR S P ERA WHIP	IP WLS BF H R ER SO BB IBB HBP BLK WP HR S P ERA WHIP	IP WLS BF H R ER SO BB IBB HBP BLK WP HR S P ERA WHIP	IP WLS BF H R ER SO BB IBB HBP BLK WP HR S P ERA WHIP	IP WLS BF H R ER SO BB IBB HBP BLK WP HR S P ERA WHIP	IP WLS BF H R ER SO BB IBB HBP BLK WP HR S P ERA WHIP	IP WLS BF H R ER SO BB IBB HBP BLK WP HR S P ERA WHIP	IP WLS BF H R ER SO BB IBB HBP BLK WP HR S P ERA WHIP	IP WLS BF H R ER SO BB IBB HBP BLK WP HR S P ERA WHIP	IP WLS BF H R ER SO BB IBB HBP BLK WP HR S P ERA WHIP	IP WLS BF H R ER SO BB IBB HBP BLK WP HR S P ERA WHIP	IP WLS BF H R ER SO BB IBB HBP BLK WP HR S P ERA WHIP	IP WLS BF H R ER SO BB IBB HBP BLK WP HR S P ERA WHIP	IP WLS BF H R ER SO BB IBB HBP BLK WP HR S P ERA WHIP	IP WLS BF H R ER SO BB IBB HBP BLK WP HR S P ERA WHIP	IP WLS BF H R ER SO BB IBB HBP BLK WP HR S P ERA WHIP	IP WLS BF H R ER SO BB IBB HBP BLK WP HR S P ERA WHIP	IP WLS BF H R ER SO BB IBB HBP BLK WP HR S P ERA WHIP	IP WLS BF H R ER SO BB IBB HBP BLK WP HR S P ERA WHIP

Batter	1	2	3	4	5	6	7	8	9	AB	R	H	RBI	BB	SO	LOB	BOTTOM				
10 Marco Scutaro, R OBP: 0.397, SLG: 0.393	2-2 F8		1-2 15 2B		3-1 G3			3-2 G5-3	1-1 P5	5	0	1	0	0	0	2	Philadelphia Phillies @ Boston Red Sox Fenway Park, Boston, MA Sun Jun 13 2010, 1:36 PM - 4:33 PM EDT Att: 37,230 - Cloudy - 62 F				
15 Dustin Pedroia, R OBP: 0.340, SLG: 0.440	3-2 F7		2-2 1B		0-1 FC4-6			1-2 41 1B		4	0	3	0	0	0	0					
41 Victor Martinez, S OBP: 0.354, SLG: 0.507	0-3 K		0-0 F9		4-2 34 2B			0-0 29 G5-4-3		3	0	1	0	1	2	2					
29 Adrian Beltré, R OBP: 0.368, SLG: 0.529	0-2 HR		1-3 K		0-3 K			0-1 G5-4-3		4	1	1	1	0	2	4					
34 David Ortiz, L OBP: 0.344, SLG: 0.525	3-3 K		1-1 F8		1-2 FC4-6			2-2 25 F9	7 PB	4	1	1	0	0	1	2					
25 Mike Lowell, R OBP: 0.311, SLG: 0.354	1-3 K		0-0 G1-3		0-0 F9			2-2 F9		4	0	0	0	0	1	3					
7 J.D. Drew, L OBP: 0.362, SLG: 0.458	1-3 K				1-2 P5			4-1 60 G5-4-3		2	1	0	0	2	1	0					
54 Darrell McDonald, R OBP: 0.340, SLG: 0.400			1-3 K		1-3 K			0-2 P3		4	0	0	0	0	3	2					
60 Daniel Nava, S OBP: 0.500, SLG: 1.125			1-2 G6-3		2-2 2B			1-1 1B		4	0	2	1	0	0	1					
Inning Stats	R: 0 E: 0 K: 1 S: 10	H: 0 LOB: 0 BB: 0 P: 15	R: 1 E: 0 K: 3 S: 13	H: 1 LOB: 0 BB: 0 P: 18	R: 0 E: 0 K: 1 S: 6	H: 0 LOB: 0 BB: 0 P: 8	R: 0 E: 0 K: 1 S: 11	H: 1 LOB: 1 BB: 0 P: 18	R: 0 E: 0 K: 1 S: 20	H: 1 LOB: 2 BB: 1 P: 25	R: 0 E: 0 K: 0 S: 5	H: 0 LOB: 0 BB: 1 P: 9	R: 0 E: 0 K: 0 S: 9	H: 2 LOB: 1 BB: 0 P: 13	R: 2 E: 0 K: 1 S: 19	H: 2 LOB: 1 BB: 1 P: 32		1B: 4 2B: 4 3B: 0 HR: 1	SF: 0 SAC: 0 DP: 2 HBP: 0	WP: 0 PB: 1 SB: 0 CS: 0	PA: 37
PITCHER	IP WLS BF H R ER SO BB IBB HBP BLK WP HR S P ERA WHIP	IP WLS BF H R ER SO BB IBB HBP BLK WP HR S P ERA WHIP	IP WLS BF H R ER SO BB IBB HBP BLK WP HR S P ERA WHIP	IP WLS BF H R ER SO BB IBB HBP BLK WP HR S P ERA WHIP	IP WLS BF H R ER SO BB IBB HBP BLK WP HR S P ERA WHIP	IP WLS BF H R ER SO BB IBB HBP BLK WP HR S P ERA WHIP	IP WLS BF H R ER SO BB IBB HBP BLK WP HR S P ERA WHIP	IP WLS BF H R ER SO BB IBB HBP BLK WP HR S P ERA WHIP	IP WLS BF H R ER SO BB IBB HBP BLK WP HR S P ERA WHIP	IP WLS BF H R ER SO BB IBB HBP BLK WP HR S P ERA WHIP	IP WLS BF H R ER SO BB IBB HBP BLK WP HR S P ERA WHIP	IP WLS BF H R ER SO BB IBB HBP BLK WP HR S P ERA WHIP	IP WLS BF H R ER SO BB IBB HBP BLK WP HR S P ERA WHIP	IP WLS BF H R ER SO BB IBB HBP BLK WP HR S P ERA WHIP	IP WLS BF H R ER SO BB IBB HBP BLK WP HR S P ERA WHIP	IP WLS BF H R ER SO BB IBB HBP BLK WP HR S P ERA WHIP	IP WLS BF H R ER SO BB IBB HBP BLK WP HR S P ERA WHIP	IP WLS BF H R ER SO BB IBB HBP BLK WP HR S P ERA WHIP	IP WLS BF H R ER SO BB IBB HBP BLK WP HR S P ERA WHIP	IP WLS BF H R ER SO BB IBB HBP BLK WP HR S P ERA WHIP	IP WLS BF H R ER SO BB IBB HBP BLK WP HR S P ERA WHIP



Batter	1	2	3	4	5	6	7	8	9	AB	R	H	RBI	BB	SO	LOB	TOP										
8 Shane Victorino, S OBP: 0.322, SLG: 0.471	L8			6 1B	27 HR		27 FC3-2		27 SF8	3	3	2	2	2	0	0	Philadelphia Phillies @ New York Yankees Yankee Stadium, Bronx, NY Thu Jun 17 2010, 7:09 PM - 10:23 PM EDT Att: 47,204 - Cloudy - 71 F										
26 Chase Utley, L OBP: 0.377, SLG: 0.451	K			P5	P3		27 FC3-2		28 S	3	1	0	0	2	1	1											
27 Placido Polanco, R OBP: 0.343, SLG: 0.432	G4-3			FC5			FC3-2		SF8	4	0	1	1	0	0	4											
6 Ryan Howard, L OBP: 0.341, SLG: 0.463	G4-3						1B		SF9	4	0	1	2	0	2	4											
28 Javson Werth, R OBP: 0.369, SLG: 0.544	K			F8			1B		29 2B	4	0	1	0	1	1	2											
29 Raul Ibanez, L OBP: 0.337, SLG: 0.389	F7			K			K		10 1B	5	0	1	1	0	2	4											
10 Ben Francisco, R OBP: 0.301, SLG: 0.292	G4-3			L5			K		2B	5	0	1	0	0	2	2											
Carlos Ruiz, R OBP: 0.401, SLG: 0.369	F9			21 HR			21 SH1-4		21 1B	3	2	2	0	1	0	0											
21 Wilson Valdez, R OBP: 0.252, SLG: 0.330	G5-3			G6-3			SH1-4		26 BB	3	1	1	1	0	0	1											
Inning Stats	R: 0 E: 0 K: 1 S: 6	H: 0 LOB: 0 BB: 0 P: 8	R: 0 E: 0 K: 1 S: 8	H: 0 LOB: 0 BB: 0 P: 13	R: 0 E: 0 K: 0 S: 6	H: 0 LOB: 0 BB: 0 P: 10	R: 1 E: 1 K: 1 S: 13	H: 2 LOB: 2 BB: 0 P: 16	R: 2 E: 0 K: 0 S: 8	H: 1 LOB: 0 BB: 1 P: 16	R: 0 E: 0 K: 3 S: 16	H: 2 LOB: 2 BB: 0 P: 22	R: 0 E: 0 K: 1 S: 11	H: 1 LOB: 3 BB: 2 P: 23	R: 0 E: 0 K: 1 S: 11	H: 0 LOB: 0 BB: 0 P: 18		R: 4 E: 0 K: 0 S: 26	H: 4 LOB: 3 BB: 3 P: 44	1B: 6 2B: 3 3B: 0 HR: 1	SF: 2 SAC: 1 DP: 0 HBP: 0	WP: 0 PB: 0 CS: 0	PA: 43				
PITCHER	IP	WLS	BF	H	R	ER	SO	BB	IBB	HBP	BLK	WP	HR	S	P	ERA	WHIP										
46 Andy Pettite, L ERA: 2.47	7.0	L	31	6	3	2	7	2	1	0	0	0	1	68	108	2.57	1.143										
30 David Robertson, R ERA: 5.48	1.0		3	0	0	0	1	0	0	0	0	0	0	11	18	0.00	0.000										
62 Joba Chamberlain, R ERA: 5.72	0.0		3	2	3	3	0	1	0	0	0	0	0	5	9	∞	∞										
43 Damaso Marte, L ERA: 3.65	0.2		4	0	0	0	0	2	0	0	0	0	0	17	29	0.00	3.000										
61 Chan Ho Park, R ERA: 5.3	0.1		2	2	1	1	0	0	0	0	0	0	0	4	6	27.00	6.000										

Batter	1	2	3	4	5	6	7	8	9	AB	R	H	RBI	BB	SO	LOB	BOTTOM										
2 Derek Jeter, R OBP: 0.337, SLG: 0.423	K			F8			G6-3		K	4	0	0	0	0	2	0	Philadelphia Phillies @ New York Yankees Yankee Stadium, Bronx, NY Thu Jun 17 2010, 7:09 PM - 10:23 PM EDT Att: 47,204 - Cloudy - 71 F										
14 Curtis Granderson, L OBP: 0.317, SLG: 0.449	K			G1-3			F8		G1-3	4	0	0	0	0	1	0											
25 Mark Teixeira, S OBP: 0.344, SLG: 0.392	F8			F8			13 1B		G4-3	3	1	0	0	1	0	0											
13 Alex Rodriguez, R OBP: 0.361, SLG: 0.481	G6-3			F9			24 1B		F8	4	0	1	0	0	0	0											
24 Robinson Cano, L OBP: 0.416, SLG: 0.617	33 BB			L9			1B		G2-3	4	0	2	1	0	0	0											
33 Nick Swisher, S OBP: 0.381, SLG: 0.513	17 FC5-4			F7			P5		P4	3	0	0	0	1	0	2											
11 Brett Gardner, L OBP: 0.396, SLG: 0.423	F7			G4-3			L3			3	0	0	0	0	0	2											
17 Francisco Cervelli, R OBP: 0.373, SLG: 0.343	FC5-4						G5-3			3	0	1	0	0	0	2											
19 Ramiro Pena, S OBP: 0.234, SLG: 0.203	K			P5			G4-3			3	0	0	0	0	1	1											
Inning Stats	R: 0 E: 0 K: 2 S: 9	H: 0 LOB: 0 BB: 0 P: 11	R: 0 E: 0 K: 0 S: 12	H: 1 LOB: 2 BB: 1 P: 20	R: 0 E: 0 K: 1 S: 6	H: 0 LOB: 0 BB: 0 P: 8	R: 0 E: 0 K: 0 S: 6	H: 0 LOB: 0 BB: 0 P: 10	R: 0 E: 0 K: 0 S: 9	H: 1 LOB: 1 BB: 0 P: 14	R: 1 E: 0 K: 0 S: 14	H: 2 LOB: 2 BB: 1 P: 25	R: 0 E: 0 K: 0 S: 14	H: 0 LOB: 0 BB: 0 P: 22	R: 0 E: 0 K: 1 S: 11	H: 0 LOB: 0 BB: 0 P: 16		R: 0 E: 0 K: 0 S: 4	H: 0 LOB: 0 BB: 0 P: 5	1B: 4 2B: 0 3B: 0 HR: 0	SF: 0 SAC: 0 DP: 0 HBP: 0	WP: 0 PB: 0 CS: 0	PA: 33				
PITCHER	IP	WLS	BF	H	R	ER	SO	BB	IBB	HBP	BLK	WP	HR	S	P	ERA	WHIP										
38 Kyle Kendrick, R ERA: 4.48	7.0	W	27	4	1	1	3	0	0	0	0	0	0	70	110	1.29	0.857										
52 Jose Contreras, R ERA: 1.23	1.1	H	4	0	0	0	1	0	0	0	0	0	0	12	17	0.00	0.000										
16 J.C. Romero, L ERA: 3.18	0.2		2	0	0	0	0	0	0	0	0	0	0	3	4	0.00	0.000										

Batter	1	2	3	4	5	6	7	8	9	AB	R	H	RBI	BB	SO	LOB	TOP				
2 Denard Span, L OBP: 0.346, SLG: 0.356	G4-3		G4-3		L3		K		G6-3 1 WP 1-2 2-3 1B	5	0	1	0	0	1	3					
1 Orlando Hudson, S OBP: 0.369, SLG: 0.411	G6-3			G1-3		G3	G5-3		G6-3	5	0	0	1	0	0	1					
7 Joe Mauer, L OBP: 0.386, SLG: 0.431	G4-3			G1-3				L9	L9	5	1	1	0	0	0	1					
33 Justin Morneau, L OBP: 0.446, SLG: 0.603		G6-3								3	0	1	0	1	0	0					
5 Michael Cuddyer, R OBP: 0.343, SLG: 0.445		G4-3			FC5-4					4	0	2	1	0	0	1					
16 Jason Kubel, L OBP: 0.346, SLG: 0.432										4	0	1	0	0	0	3					
21 Delmon Young, R OBP: 0.341, SLG: 0.497			G6-3							4	2	3	0	0	0	0					
8 Nick Punto, S OBP: 0.321, SLG: 0.331										3	2	2	2	1	0	1					
43 Nick Blackburn, R 28 Jesse Crain, R 25 Jim Thome, L 32 Ron Mahay, L 52 Brian Duensing, L 23 Brian Schneider, L 44 Matt Guerrier, R 31 Alex Burnett, R 22天王 Valencia, R										8	0	0	0	0	0	0					
Inning Stats	R: 0 E: 0 K: 10 S: 10	H: 0 LOB: 0 BB: 0 P: 13	R: 0 E: 0 K: 9 S: 9	H: 0 LOB: 0 BB: 0 P: 14	R: 0 E: 0 K: 10 S: 10	H: 0 LOB: 1 BB: 1 P: 20	R: 0 E: 0 K: 10 S: 10	H: 2 LOB: 2 BB: 1 P: 16	R: 1 E: 0 K: 12 S: 12	H: 3 LOB: 1 BB: 0 P: 20	R: 2 E: 0 K: 11 S: 11	H: 2 LOB: 0 BB: 0 P: 17	R: 0 E: 0 K: 8 S: 8	H: 1 LOB: 1 BB: 0 P: 11	R: 2 E: 0 K: 15 S: 15	H: 3 LOB: 1 BB: 0 P: 25	1B: 9 2B: 0 3B: 1 HR: 1	SF: 0 SAC: 0 DP: 1 HBP: 0	WP: 1 PB: 0 SB: 0 CS: 0	PA: 39	
PITCHER	IP	WLS	BF	H	R	ER	SO	BB	IBB	HBP	BLK	WP	HR	S	P	ERA	WHIP				
56 Joe Blanton, R ERA: 6.96	6.0	W	26	7	3	3	1	3	0	0	0	0	1	64	104	4.50	1.667				
37 Chad Durbin, R ERA: 3.05	1.0		3	0	0	0	1	0	0	0	0	0	0	8	13	0.00	0.000				
16 J.C. Romero, L ERA: 2.92	1.0		4	1	0	0	0	0	0	0	0	0	0	8	11	0.00	1.000				
47 Scott Mathieson, R ERA: 27.0	0.2		5	3	2	2	0	0	0	0	0	1	0	13	22	27.00	4.500				
54 Brad Lidge, R ERA: 1.93	0.1		1	0	0	0	0	0	0	0	0	0	0	2	3	0.00	0.000				

Minnesota Twins @ Philadelphia Phillies
Citizens Bank Park, Philadelphia, PA
Fri Jun 18 2010, 7:10 PM - 9:58 PM EDT
Att. 45,120 - Clear - 83 F

AB	36
R	5
H	11
RBI	4
BB	3
SO	2
LOB	13



Batter	1	2	3	4	5	6	7	8	9	AB	R	H	RBI	BB	SO	LOB	BOTTOM				
8 Shane Victorino, S OBP: 0.323, SLG: 0.466	G6-3 26 1B 27 S			G4-3		G6-3		P6		3	2	0	0	2	0	1					
27 Placido Polanco, R OBP: 0.344, SLG: 0.432	G6-3									5	1	2	1	0	1	1					
26 Chase Utley, L OBP: 0.378, SLG: 0.463										5	2	2	4	0	0	2					
6 Ryan Howard, L OBP: 0.350, SLG: 0.506										4	3	4	3	0	0	0					
28 Jayson Werth, R OBP: 0.371, SLG: 0.543	SF7									2	0	1	1	1	0	1					
29 Raul Ibanez, L OBP: 0.336, SLG: 0.384										3	0	0	0	1	2	2					
Carlos Ruiz, R OBP: 0.368, SLG: 0.366										4	0	1	0	0	0	2					
23 Brian Schneider, L OBP: 0.395, SLG: 0.333	L7									0	0	0	0	0	0	0					
21 Wilson Valdez, R OBP: 0.261, SLG: 0.330										3	1	1	0	0	0	2					
56 Joe Blanton, R ERA: 6.96	1.2	L	14	4	8	8	2	3	0	0	0	0	0	0	0	0					
28 Jesse Crain, R ERA: 4.92	2.1		7	0	0	0	2	0	0	1	0	0	0	0	0	0					
32 Ron Mahay, L ERA: 4.66	1.0		5	3	1	1	0	0	0	0	0	0	0	0	0	0					
52 Brian Duensing, L ERA: 1.63	1.0		3	0	0	0	0	0	0	0	0	0	0	0	0	0					
47 Scott Mathieson, R ERA: 1.93	1.0		5	1	0	0	0	1	0	0	0	0	0	0	0	0					
Inning Stats	R: 3 E: 0 K: 1 S: 12	H: 2 LOB: 0 BB: 1 P: 23	R: 5 E: 0 K: 2 S: 16	H: 4 LOB: 1 BB: 2 P: 31	R: 0 E: 0 K: 0 S: 5	H: 0 LOB: 0 BB: 0 P: 9	R: 0 E: 0 K: 1 S: 8	H: 0 LOB: 0 BB: 0 P: 9	R: 1 E: 0 K: 0 S: 10	H: 3 LOB: 1 BB: 0 P: 20	R: 0 E: 0 K: 0 S: 8	H: 0 LOB: 0 BB: 0 P: 9	R: 0 E: 0 K: 0 S: 12	H: 1 LOB: 2 BB: 1 P: 19	R: 0 E: 0 K: 0 S: 7	H: 1 LOB: 2 BB: 1 P: 17	1B: 6 2B: 1 3B: 1 HR: 3	SF: 1 SAC: 0 DP: 2 HBP: 1	WP: 0 PB: 0 SB: 1 CS: 0	PA: 39	
PITCHER	IP	WLS	BF	H	R	ER	SO	BB	IBB	HBP	BLK	WP	HR	S	P	ERA	WHIP				
53 Nick Blackburn, R ERA: 5.8	1.1		12	4	8	8	2	3	0	0	0	0	0	25	50	43.20	5.400				
31 Alex Burnett, R ERA: 2.7	8.1		1.0	5	1	0	0	1	0	0	0	0	0	7	17	0.00	2.000				

Minnesota Twins @ Philadelphia Phillies
Citizens Bank Park, Philadelphia, PA
Fri Jun 18 2010, 7:10 PM - 9:58 PM EDT
Att. 45,120 - Clear - 83 F

AB	32
R	9
H	11
RBI	9
BB	5
SO	4
LOB	13



Batter	1	2	3	4	5	6	7	8	9	10	11	AB	R	H	RBI	BB	SO	LOB	TOP			
2 Denard Span, L OBP: 0.351, SLG: 0.357												5	2	2	1	1	1	1				
1 Orlando Hudson, S OBP: 0.364, SLG: 0.404												6	1	1	0	0	3	2				
7 Joe Mauer, L OBP: 0.384, SLG: 0.439												5	2	1	2	1	0	2				
33 Justin Morneau, L OBP: 0.447, SLG: 0.611												5	3	2	3	1	1	0				
5 Michael Cuddyer, R OBP: 0.338, SLG: 0.438												4	0	0	0	0	1	1				
41 Drew Butera, R OBP: 0.214, SLG: 0.275												1	1	1	1	0	0	0				
60 Jon Rauch, R												6	2	3	2	0	0	0				
22 Danny Valencia, R OBP: 0.349, SLG: 0.341												3	0	0	0	0	1	2				
25 Jim Thome, L OBP: 0.388, SLG: 0.510												1	1	1	2	0	0	0				
20 Matt Tolbert, S OBP: 0.286, SLG: 0.341												2	0	1	2	0	0	0				
8 Nick Punto, S OBP: 0.335, SLG: 0.338												3	1	2	0	2	0	0				
59 Kevin Slowey, R												1	0	0	0	0	1	3				
49 Jeff Manship, R												1	0	0	0	0	1	0				
23 Brendan Harris, R OBP: 0.233, SLG: 0.213												1	0	0	0	0	1	1				
52 Brian Duensing, L												0	0	0	0	0	0	0				
16 Jason Kubel, L OBP: 0.347, SLG: 0.433												2	0	1	0	0	0	1				
Inning Stats	R: 3 E: 0 K: 2 S: 20	H: 3 LOB: 3 BB: 2 P: 36	R: 0 E: 0 K: 0 S: 8	H: 0 LOB: 0 BB: 0 P: 12	R: 0 E: 0 K: 1 S: 8	H: 0 LOB: 0 BB: 0 P: 14	R: 0 E: 0 K: 1 S: 9	H: 0 LOB: 0 BB: 0 P: 9	R: 0 E: 0 K: 1 S: 15	H: 1 LOB: 1 BB: 0 P: 11	R: 0 E: 0 K: 1 S: 14	H: 0 LOB: 0 BB: 0 P: 18	R: 5 E: 0 K: 1 S: 24	H: 4 LOB: 1 BB: 1 P: 41	R: 1 E: 0 K: 0 S: 12	H: 4 LOB: 2 BB: 0 P: 20	R: 3 E: 0 K: 1 S: 10	H: 2 LOB: 1 BB: 2 P: 20	1B: 9 2B: 2 3B: 0 HR: 4	SF: 0 SAC: 1 DP: 0 HBP: 0	WP: 2 PB: 1 SB: 1 CS: 0	PA: 52
PITCHER	IP: 7.0 ERA: 3.75	WLS: 0 BF: 29	H: 5 R: 4 ER: 3 SO: 7	R: 0 H: 0 ER: 0 SO: 7	R: 0 H: 0 ER: 0 SO: 7	R: 0 H: 0 ER: 0 SO: 9	R: 0 H: 0 ER: 0 SO: 11	R: 0 H: 0 ER: 0 SO: 15	R: 0 H: 0 ER: 0 SO: 14	R: 1 H: 1 ER: 0 SO: 11	R: 0 H: 0 ER: 0 SO: 19	R: 0 H: 0 ER: 0 SO: 25	R: 0 H: 0 ER: 0 SO: 20	R: 5 H: 4 ER: 0 SO: 19	R: 1 H: 4 ER: 0 SO: 10	R: 1 H: 4 ER: 0 SO: 20	R: 3 H: 2 ER: 0 SO: 10	R: 2 H: 1 ER: 0 SO: 20	ERA: 27.00 WHIP: 3.000			
35 Cole Hamels, L ERA: 3.75	IP: 7.0 WLS: 0 BF: 29	H: 5 R: 4 ER: 3 SO: 7	R: 0 H: 0 ER: 0 SO: 7	R: 0 H: 0 ER: 0 SO: 9	R: 0 H: 0 ER: 0 SO: 11	R: 0 H: 0 ER: 0 SO: 15	R: 0 H: 0 ER: 0 SO: 14	R: 1 H: 1 ER: 0 SO: 11	R: 0 H: 0 ER: 0 SO: 19	R: 0 H: 0 ER: 0 SO: 25	R: 0 H: 0 ER: 0 SO: 20	R: 5 H: 4 ER: 0 SO: 19	R: 1 H: 4 ER: 0 SO: 10	R: 1 H: 4 ER: 0 SO: 20	R: 3 H: 2 ER: 0 SO: 10	R: 2 H: 1 ER: 0 SO: 20	ERA: 27.00 WHIP: 3.000					
16 J.C. Romero, L ERA: 2.77	IP: 0.2 WLS: 0 BF: 2	H: 0 R: 0 ER: 0 SO: 0	R: 0 H: 0 ER: 0 SO: 0	R: 0 H: 0 ER: 0 SO: 0	R: 0 H: 0 ER: 0 SO: 0	R: 0 H: 0 ER: 0 SO: 0	R: 0 H: 0 ER: 0 SO: 0	R: 0 H: 0 ER: 0 SO: 0	R: 0 H: 0 ER: 0 SO: 0	R: 0 H: 0 ER: 0 SO: 0	R: 0 H: 0 ER: 0 SO: 0	R: 0 H: 0 ER: 0 SO: 0	R: 0 H: 0 ER: 0 SO: 0	R: 0 H: 0 ER: 0 SO: 0	R: 0 H: 0 ER: 0 SO: 0	R: 0 H: 0 ER: 0 SO: 0	R: 0 H: 0 ER: 0 SO: 0	R: 0 H: 0 ER: 0 SO: 0	ERA: 81.00 WHIP: 9.000			
52 Jose Contreras, R ERA: 2.42	IP: 0.1 WLS: 0 BF: 4	H: 2 R: 2 ER: 3 SO: 1	R: 0 H: 0 ER: 0 SO: 0	R: 0 H: 0 ER: 0 SO: 0	R: 0 H: 0 ER: 0 SO: 0	R: 0 H: 0 ER: 0 SO: 0	R: 0 H: 0 ER: 0 SO: 0	R: 0 H: 0 ER: 0 SO: 0	R: 0 H: 0 ER: 0 SO: 0	R: 0 H: 0 ER: 0 SO: 0	R: 0 H: 0 ER: 0 SO: 0	R: 0 H: 0 ER: 0 SO: 0	R: 0 H: 0 ER: 0 SO: 0	R: 0 H: 0 ER: 0 SO: 0	R: 0 H: 0 ER: 0 SO: 0	R: 0 H: 0 ER: 0 SO: 0	R: 0 H: 0 ER: 0 SO: 0	R: 0 H: 0 ER: 0 SO: 0	ERA: 18.00 WHIP: 2.000			
54 Brad Lidge, R ERA: 3.48	IP: 1.0 WLS: 0 BF: 6	H: 4 R: 1 ER: 1 SO: 0	R: 0 H: 0 ER: 0 SO: 0	R: 0 H: 0 ER: 0 SO: 0	R: 0 H: 0 ER: 0 SO: 0	R: 0 H: 0 ER: 0 SO: 0	R: 0 H: 0 ER: 0 SO: 0	R: 0 H: 0 ER: 0 SO: 0	R: 0 H: 0 ER: 0 SO: 0	R: 0 H: 0 ER: 0 SO: 0	R: 0 H: 0 ER: 0 SO: 0	R: 0 H: 0 ER: 0 SO: 0	R: 0 H: 0 ER: 0 SO: 0	R: 0 H: 0 ER: 0 SO: 0	R: 0 H: 0 ER: 0 SO: 0	R: 0 H: 0 ER: 0 SO: 0	R: 0 H: 0 ER: 0 SO: 0	R: 0 H: 0 ER: 0 SO: 0	ERA: 9.00 WHIP: 4.000			
37 Chad Durbin, R ERA: 3.24	IP: 1.0 WLS: 0 BF: 6	H: 4 R: 1 ER: 1 SO: 0	R: 0 H: 0 ER: 0 SO: 0	R: 0 H: 0 ER: 0 SO: 0	R: 0 H: 0 ER: 0 SO: 0	R: 0 H: 0 ER: 0 SO: 0	R: 0 H: 0 ER: 0 SO: 0	R: 0 H: 0 ER: 0 SO: 0	R: 0 H: 0 ER: 0 SO: 0	R: 0 H: 0 ER: 0 SO: 0	R: 0 H: 0 ER: 0 SO: 0	R: 0 H: 0 ER: 0 SO: 0	R: 0 H: 0 ER: 0 SO: 0	R: 0 H: 0 ER: 0 SO: 0	R: 0 H: 0 ER: 0 SO: 0	R: 0 H: 0 ER: 0 SO: 0	R: 0 H: 0 ER: 0 SO: 0	R: 0 H: 0 ER: 0 SO: 0	ERA: 9.00 WHIP: 4.000			

Minnesota Twins @ Philadelphia Phillies
Citizens Bank Park, Philadelphia, PA
Sat Jun 19 2010, 4:13 PM - 8:04 PM EDT
Att: 45,254 - Party Cloudy - 88 F

livebaseballscores.com

AB 46
R 13
H 15
RBI 13
BB 5
SO 10
LOB 13



Batter	1	2	3	4	5	6	7	8	9	10	11	AB	R	H	RBI	BB	SO	LOB	BOTTOM	
8 Shane Victorino, S OBP: 0.320, SLG: 0.459												6	1	1	0	0	2	1		
27 Placido Polanco, R OBP: 0.347, SLG: 0.435												5	2	2	0	1	0	0		
26 Chase Utley, L OBP: 0.380, SLG: 0.479												5	1	3	3	0	0	0		
6 Ryan Howard, L OBP: 0.346, SLG: 0.509												6	1	1	2	0	3	4		
28 Jayson Werth, R OBP: 0.368, SLG: 0.552												4	1	1	2	0	1	2		
29 Rajai Davis, L OBP: 0.341, SLG: 0.442												3	1	2	1	1	0	0		
52 Jose Contreras, R ERA: 1.88												0	0	0	0	0	0	0		
54 Brad Lidge, R ERA: 1.69												0	0	0	0	0	0	0		
60 Jon Rauch, R ERA: 2.51												0	0	0	0	0	0	0		
23 Brian Schneider, L OBP: 0.375, SLG: 0.317												5	0	1	0	0	0	1		
21 Wilson Valdez, R OBP: 0.261, SLG: 0.354												4	1	1	1	0	0	2		
3 Ross Gload, L OBP: 0.240, SLG: 0.429												1	1	1	1	0	0	0		
55 Danys Baez, R												0	0	0	0	0	0	0		
35 Cole Hamels, L OBP: 0.195, SLG: 0.259												3	1	1	0	0	2	0		
16 J.C. Romero, S												0	0	0	0	0	0	0		
10 Ben Francisco, R OBP: 0.293, SLG: 0.284												2	0	0	0	0	1	0		
Inning Stats	R: 3 E: 0 K: 1 S: 16	H: 3 LOB: 1 BB: 1 P: 32	R: 4 E: 0 K: 1 S: 17	H: 4 LOB: 0 BB: 0 P: 22	R: 1 E: 0 K: 1 S: 8	H: 1 LOB: 0 BB: 0 P: 14	R: 0 E: 0 K: 0 S: 9	H: 0 LOB: 0 BB: 0 P: 13	R: 0 E: 0 K: 0 S: 8	H: 0 LOB: 0 BB: 0 P: 10	R: 0 E: 0 K: 3 S: 12	H: 2 LOB: 2 BB: 0 P: 15	R: 1 E: 0 K: 0 S: 7	H: 1 LOB: 0 BB: 0 P: 10	R: 0 E: 0 K: 1 S: 12	H: 1 LOB: 1 BB: 0 P: 18	1B: 5 2B: 3 3B: 1 HR: 5	SF: 2 SAC: 0 DP: 0 HBP: 0	WP: 0 PB: 0 SB: 0 CS: 0	PA: 49
PITCHER	IP: 1.2 ERA: 4.50	WLS: 4 BF: 13	H: 7 R: 7 ER: 7 SO: 2	R: 4 H: 4 ER: 0 SO: 2	R: 1 H: 1 ER: 0 SO: 2	R: 0 														

Batter	1	2	3	4	5	6	7	8	9	AB	R	H	RBI	BB	SO	LOB	TOP										
2 Denard Span, L OBP: 0.353, SLG: 0.370										4	1	2	1	0	0	1	Minnesota Twins @ Philadelphia Phillies Citizens Bank Park, Philadelphia, PA Sun Jun 20 2010, 1:38 PM - 3:54 PM EDT Att: 45,202 - Partly Cloudy - 91 F livebaseballscorecards.com										
1 Orlando Hudson, S OBP: 0.362, SLG: 0.401										4	1	1	0	0	2	3											
7 Joe Mauer, L OBP: 0.382, SLG: 0.436										4	0	1	1	0	1	2											
33 Justin Morneau, L OBP: 0.448, SLG: 0.622										4	2	2	1	0	0	3											
5 Michael Cuddyer, R OBP: 0.333, SLG: 0.431										4	0	0	0	0	2	1											
16 Jason Kubel, L OBP: 0.350, SLG: 0.434										4	0	2	1	0	0	0											
20 Matt Tolbert, S OBP: 0.286, SLG: 0.341										0	0	0	0	0	0	0											
21 Delmon Young, R OBP: 0.343, SLG: 0.502										4	0	1	0	0	1	2											
8 Nick Punto, S OBP: 0.333, SLG: 0.336										4	0	1	0	0	1	2											
4B Carl Pavano, R OBP: 0.333, SLG: 0.333										3	0	1	0	0	1	0											
Inning Stats	R: 1 E: 0 K: 0 S: 12	H: 2 LOB: 0 BB: 0 P: 17	R: 0 E: 0 K: 2 S: 13	H: 1 LOB: 1 BB: 0 P: 18	R: 0 E: 0 K: 1 S: 11	H: 2 LOB: 2 BB: 0 P: 13	R: 0 E: 0 K: 1 S: 9	H: 1 LOB: 0 BB: 0 P: 14	R: 1 E: 0 K: 0 S: 7	H: 2 LOB: 0 BB: 0 P: 8	R: 0 E: 0 K: 1 S: 8	H: 1 LOB: 1 BB: 0 P: 10	R: 1 E: 0 K: 1 S: 10	H: 1 LOB: 0 BB: 0 P: 13	R: 0 E: 0 K: 0 S: 7	H: 0 LOB: 0 BB: 0 P: 11	1B: 8 2B: 1 3B: 0 HR: 2	SF: 0 SAC: 1 DP: 2 HBP: 0	WP: 0 PB: 0 SB: 1 CS: 1	PA: 36							
PITCHER	IP	WLS	BF	H	R	ER	SO	BB	IBB	HBP	BLK	WP	HR	S	P	ERA	WHIP										
34 Roy Halladay, R ERA: 2.43	8.0	L	33	11	4	3	8	0	0	0	0	0	2	79	106	3.38	1.375										
37 Chad Durbin, R ERA: 3.15	1.0		3	0	0	0	0	0	0	0	0	0	0	7	11	0.00	0.000										

Batter	1	2	3	4	5	6	7	8	9	AB	R	H	RBI	BB	SO	LOB	BOTTOM										
8 Shane Victorino, S OBP: 0.319, SLG: 0.454										3	0	0	0	0	0	0	Minnesota Twins @ Philadelphia Phillies Citizens Bank Park, Philadelphia, PA Sun Jun 20 2010, 1:38 PM - 3:54 PM EDT Att: 45,202 - Partly Cloudy - 91 F livebaseballscorecards.com										
27 Placido Polanco, R OBP: 0.346, SLG: 0.432										4	0	1	0	0	1	1											
26 Chase Utley, L OBP: 0.378, SLG: 0.475										4	0	1	0	0	0	1											
6 Ryan Howard, L OBP: 0.345, SLG: 0.506										4	0	1	0	0	0	3											
28 Jayson Werth, R OBP: 0.362, SLG: 0.542										4	0	0	0	0	0	3											
29 Raul Ibanez, L OBP: 0.339, SLG: 0.401										3	0	0	0	0	0	2											
23 Brian Schneider, L OBP: 0.353, SLG: 0.295										3	0	0	0	0	1	0											
21 Wilson Valdez, R OBP: 0.263, SLG: 0.379										3	1	1	1	0	0	0											
34 Roy Halladay, R OBP: 0.116, SLG: 0.116										2	0	0	0	0	0	0											
3 Ross Gload, L OBP: 0.239, SLG: 0.420										1	0	0	0	0	0	0											
37 Chad Durbin, R ERA: 3.15										0	0	0	0	0	0	0											
Inning Stats	R: 0 E: 0 K: 0 S: 7	H: 0 LOB: 1 BB: 0 P: 11	R: 0 E: 0 K: 0 S: 8	H: 0 LOB: 0 BB: 0 P: 9	R: 0 E: 0 K: 0 S: 7	H: 0 LOB: 0 BB: 0 P: 9	R: 0 E: 0 K: 0 S: 13	H: 2 LOB: 2 BB: 0 P: 20	R: 1 E: 0 K: 0 S: 8	H: 1 LOB: 0 BB: 0 P: 14	R: 0 E: 0 K: 1 S: 6	H: 0 LOB: 0 BB: 0 P: 7	R: 0 E: 0 K: 1 S: 7	H: 0 LOB: 0 BB: 0 P: 10	R: 0 E: 0 K: 0 S: 8	H: 0 LOB: 0 BB: 0 P: 9	R: 0 E: 0 K: 0 S: 12	H: 1 LOB: 1 BB: 0 P: 16	1B: 3 2B: 0 3B: 0 HR: 1	SF: 0 SAC: 0 DP: 0 HBP: 1	WP: 0 PB: 0 SB: 0 CS: 0	PA: 32					
PITCHER	IP	WLS	BF	H	R	ER	SO	BB	IBB	HBP	BLK	WP	HR	S	P	ERA	WHIP										
4B Carl Pavano, R ERA: 3.64	9.0	W	32	4	1	1	2	0	0	1	0	0	1	76	105	1.00	0.444										

Batter	1	2	3	4	5	6	7	8	9	AB	R	H	RBI	BB	SO	LOB	TOP										
4 Trevor Crowe, S (1, 8) OBP: 0.303, SLG: 0.329	G5-3		G6-3						G4-3	4	0	1	0	0	0	0	Cleveland Indians @ Philadelphia Phillies Citizens Bank Park, Philadelphia, PA Tue Jun 22 2010, 7:09 PM - 9:29 PM EDT Att: 44,836 - Overcast - 84 F livebaseballscorecards.com										
17 Shin-Soo Choo, L (1, 9) OBP: 0.389, SLG: 0.444	G4-3			G1-3		1B			G4-3	3	0	1	0	1	0	0											
41 Carlos Santana, S (1, 2) OBP: 0.487, SLG: 0.710	G4-3			K		F7			G4-3	3	0	0	0	1	1	2											
26 Austin Kearns, R (1, 7) OBP: 0.365, SLG: 0.453		G6-3		K				F9	K	4	0	0	0	0	2	2											
2 Jhonny Peralta, R (1, 5) OBP: 0.324, SLG: 0.406		G6-3			G5-3				G6-3	4	0	0	0	0	1	2											
33 Russell Branyan, L (1, 3) OBP: 0.324, SLG: 0.494					G1-3				K	3	1	1	1	0	1	0											
20 Anderson Hernandez, S (1, 6) OBP: 0.286, SLG: 0.296					F9				G6-3	3	0	0	0	0	0	0											
16 Jason Donald, R (1, 4) OBP: 0.273, SLG: 0.381			F8			G1-3			F8	3	0	0	0	0	0	0											
51 Mitch Talbot, R (1, 1)						G5-3			K	2	0	0	0	0	1	0											
47 Shelley Duncan, R (8, PH) OBP: 0.527, SLG: 0.511										1	0	0	0	0	1	0											
34 Kerry Wood, R (8, 1)										0	0	0	0	0	0	0											
Inning Stats	R: 0 E: 0 K: 0 S: 9	H: 0 LOB: 0 BB: 0 P: 15	R: 1 E: 0 K: 0 S: 6	H: 1 LOB: 0 BB: 0 P: 12	R: 0 E: 0 K: 1 S: 6	H: 0 LOB: 0 BB: 0 P: 9	R: 0 E: 0 K: 2 S: 8	H: 0 LOB: 0 BB: 0 P: 10	R: 0 E: 0 K: 0 S: 5	H: 0 LOB: 0 BB: 0 P: 7	R: 0 E: 0 K: 0 S: 16	H: 1 LOB: 2 BB: 1 P: 30	R: 0 E: 0 K: 1 S: 7	H: 0 LOB: 0 BB: 0 P: 10	R: 0 E: 0 K: 1 S: 9	H: 0 LOB: 0 BB: 0 P: 14	R: 0 E: 0 K: 2 S: 13	H: 1 LOB: 2 BB: 1 P: 23	1B: 2 2B: 0 3B: 0 HR: 1	SF: 0 SAC: 0 DP: 0 HBP: 0	WP: 0 PB: 0 SB: 1 CS: 0	PA: 32					
PITCHER	IP	WLS	BF	H	R	ER	SO	BB	IBB	HBP	BLK	WP	HR	S	P	ERA	WHIP	PITCHER									
50 Jamie Moyer, L (1, 1) ERA: 4.43	8.0	W	27	2	1	1	5	1	0	0	0	0	1	66	107	1.12	0.375										
16 J.C. Romero, L (9, 1) ERA: 2.7	0.1	H	3	1	0	0	0	1	0	0	0	0	0	7	13	0.00	6.000										
54 Brad Lidge, R (9, 1) ERA: 3.27	0.2	S	2	0	0	0	2	0	0	0	0	0	0	6	10	0.00	0.000										

Batter	1	2	3	4	5	6	7	8	9	AB	R	H	RBI	BB	SO	LOB	BOTTOM										
11 Jimmy Rollins, S (1, 6) OBP: 0.429, SLG: 0.578	F7		G4-3			G3			F7	4	0	0	0	0	0	0	Cleveland Indians @ Philadelphia Phillies Citizens Bank Park, Philadelphia, PA Tue Jun 22 2010, 7:09 PM - 9:29 PM EDT Att: 44,836 - Overcast - 84 F livebaseballscorecards.com										
27 Placido Polanco, R (1, 5) OBP: 0.345, SLG: 0.429			F9			G3			G6-3	4	1	1	0	0	0	0											
26 Chase Utley, L (1, 4) OBP: 0.378, SLG: 0.471			G3			K				2	1	0	0	1	1	0											
6 Ryan Howard, L (1, 3) OBP: 0.348, SLG: 0.507					F8					3	0	2	1	0	0	0											
28 Jayson Werth, R (1, 9) OBP: 0.362, SLG: 0.539						F9				1	0	0	1	1	0	1											
29 Raul Ibanez, L (1, 7) OBP: 0.338, SLG: 0.400										3	0	1	0	0	1	1											
8 Shane Victorino, S (1, 8) OBP: 0.319, SLG: 0.451										2	0	0	0	1	0	2											
23 Brian Schneider, L (1, 2) OBP: 0.333, SLG: 0.277										3	0	0	0	0	0	1											
50 Jamie Moyer, L (1, 1) OBP: 0.160, SLG: 0.087										2	0	0	0	0	1	0											
3 Ross Gload, L (8, PH) OBP: 0.231, SLG: 0.412										1	0	0	0	0	0	0											
16 J.C. Romero, S (9, 1)										0	0	0	0	0	0	0											
54 Brad Lidge, R (9, 1)										0	0	0	0	0	0	0											
Inning Stats	R: 2 E: 0 K: 0 S: 9	H: 2 LOB: 1 BB: 1 P: 17	R: 0 E: 0 K: 1 S: 5	H: 0 LOB: 0 BB: 1 P: 12	R: 0 E: 0 K: 0 S: 8	H: 0 LOB: 0 BB: 0 P: 14	R: 0 E: 0 K: 0 S: 9	H: 1 LOB: 1 BB: 1 P: 17	R: 0 E: 0 K: 1 S: 8	H: 0 LOB: 0 BB: 0 P: 17	R: 0 E: 0 K: 1 S: 10	H: 1 LOB: 1 BB: 0 P: 14	R: 0 E: 0 K: 1 S: 8	H: 0 LOB: 0 BB: 0 P: 12	R: 0 E: 0 K: 0 S: 7	H: 0 LOB: 0 BB: 0 P: 11	1B: 4 2B: 1 3B: 0 HR: 0	SF: 1 SAC: 0 DP: 2 HBP: 0	WP: 0 PB: 0 SB: 0 CS: 0	PA: 29							
PITCHER	IP	WLS	BF	H	R	ER	SO	BB	IBB	HBP	BLK	WP	HR	S	P	ERA	WHIP	PITCHER									
51 Mitch Talbot, R (1, 1) ERA: 4.08	7.0	L	26	4	2	2	3	3	0	0	0	0	0	57	103	2.57	1.000										
34 Kerry Wood, R (8, 1) ERA: 6.91	1.0		3	0	0	0	0	0	0	0	0	0	0	7	11	0.00	0.000										

Batter	1	2	3	4	5	6	7	8	9	AB	R	H	RBI	BB	SO	LOB	TOP							
11 Jimmy Rollins, S OBP: 0.439, SLG: 0.588										1	1	0	0	4	1	0	Philadelphia Phillies @ Toronto Blue Jays Citizens Bank Park, Philadelphia, PA Fri Jun 25 2010, 7:09 PM - 9:54 PM EDT Att: 43,076 - Partly Cloudy - 85 F							
21 Wilson Valdez, R OBP: 0.270, SLG: 0.383										0	0	0	0	0	0	0								
27 Placido Polanco, R OBP: 0.349, SLG: 0.433										5	1	1	0	0	0	4								
26 Chase Utley, L OBP: 0.382, SLG: 0.470										5	1	1	2	0	0	0								
6 Ryan Howard, L OBP: 0.346, SLG: 0.496										5	1	1	1	0	1	0								
28 Jayson Werth, R OBP: 0.383, SLG: 0.576										3	3	2	0	2	0	0								
29 Raul Ibanez, L OBP: 0.336, SLG: 0.395										5	0	1	0	0	1	5								
8 Shane Victorino, S OBP: 0.322, SLG: 0.454										3	1	1	2	1	0	4								
3 Ross Gload, L OBP: 0.259, SLG: 0.439										4	0	3	4	0	0	1								
23 Brian Schneider, L OBP: 0.355, SLG: 0.340										4	1	1	0	0	0	4								
Inning Stats	R: 0 E: 0 K: 0 S: 6	H: 0 LOB: 0 BB: 1 P: 12	R: 1 E: 0 K: 0 S: 14	H: 2 LOB: 2 BB: 1 P: 26	R: 0 E: 0 K: 0 S: 3	H: 0 LOB: 0 BB: 1 P: 9	R: 1 E: 0 K: 0 S: 14	H: 2 LOB: 1 BB: 0 P: 22	R: 6 E: 0 K: 0 S: 24	H: 5 LOB: 1 BB: 2 P: 43	R: 0 E: 0 K: 1 S: 7	H: 0 LOB: 0 BB: 0 P: 10	R: 0 E: 0 K: 0 S: 7	H: 0 LOB: 0 BB: 0 P: 9	R: 1 E: 0 K: 0 S: 17	H: 2 LOB: 2 BB: 1 P: 25	R: 0 E: 0 K: 2 S: 10	H: 0 LOB: 1 BB: 1 P: 20	1B: 8 2B: 1 3B: 1 HR: 1	SF: 0 SAC: 0 DP: 3 HBP: 0	WP: 0 PB: 0 CS: 0	PA: 42		
PITCHER	IP WLS BF H R ER SO BB IBB HBP BLK WP HR S P ERA WHIP	IP WLS BF H R ER SO BB IBB HBP BLK WP HR S P ERA WHIP	IP WLS BF H R ER SO BB IBB HBP BLK WP HR S P ERA WHIP	IP WLS BF H R ER SO BB IBB HBP BLK WP HR S P ERA WHIP	IP WLS BF H R ER SO BB IBB HBP BLK WP HR S P ERA WHIP	IP WLS BF H R ER SO BB IBB HBP BLK WP HR S P ERA WHIP	IP WLS BF H R ER SO BB IBB HBP BLK WP HR S P ERA WHIP	IP WLS BF H R ER SO BB IBB HBP BLK WP HR S P ERA WHIP	IP WLS BF H R ER SO BB IBB HBP BLK WP HR S P ERA WHIP	IP WLS BF H R ER SO BB IBB HBP BLK WP HR S P ERA WHIP	IP WLS BF H R ER SO BB IBB HBP BLK WP HR S P ERA WHIP	IP WLS BF H R ER SO BB IBB HBP BLK WP HR S P ERA WHIP	IP WLS BF H R ER SO BB IBB HBP BLK WP HR S P ERA WHIP	IP WLS BF H R ER SO BB IBB HBP BLK WP HR S P ERA WHIP	IP WLS BF H R ER SO BB IBB HBP BLK WP HR S P ERA WHIP	IP WLS BF H R ER SO BB IBB HBP BLK WP HR S P ERA WHIP	IP WLS BF H R ER SO BB IBB HBP BLK WP HR S P ERA WHIP	IP WLS BF H R ER SO BB IBB HBP BLK WP HR S P ERA WHIP	IP WLS BF H R ER SO BB IBB HBP BLK WP HR S P ERA WHIP	IP WLS BF H R ER SO BB IBB HBP BLK WP HR S P ERA WHIP	IP WLS BF H R ER SO BB IBB HBP BLK WP HR S P ERA WHIP	IP WLS BF H R ER SO BB IBB HBP BLK WP HR S P ERA WHIP	IP WLS BF H R ER SO BB IBB HBP BLK WP HR S P ERA WHIP	IP WLS BF H R ER SO BB IBB HBP BLK WP HR S P ERA WHIP
51 Jesse Litsch, R ERA: 8.78	4.0	L	21	7	6	6	0	4	0	0	0	0	0	0	0	0	0	0	0	45	85	13.50	2.750	
25 David Purcey, L ERA: 2.7	1.0		6	2	2	2	0	1	0	0	0	0	0	0	0	0	0	0	0	16	27	18.00	3.000	
44 Casey Janssen, R ERA: 5.06	2.0		6	0	0	0	1	0	0	0	0	0	0	0	0	0	0	0	0	14	19	0.00	0.000	
56 Brian Tallet, L ERA: 6.27	2.0		9	2	1	1	2	2	0	0	0	0	0	0	0	0	0	0	0	1	27	4.50	2.000	



Batter	1	2	3	4	5	6	7	8	9	AB	R	H	RBI	BB	SO	LOB	BOTTOM							
15 Fred Lewis, L OBP: 0.331, SLG: 0.459										4	0	1	0	0	2	0	Philadelphia Phillies @ Toronto Blue Jays Citizens Bank Park, Philadelphia, PA Fri Jun 25 2010, 7:09 PM - 9:54 PM EDT Att: 43,076 - Partly Cloudy - 85 F							
11 Alex Gonzalez, R OBP: 0.299, SLG: 0.480										3	0	1	0	0	0	0								
6 John McDonald, R OBP: 0.277, SLG: 0.478										1	0	0	0	0	0	1								
19 José Bautista, R OBP: 0.363, SLG: 0.550										4	0	1	0	0	0	1								
10 Vernon Wells, R OBP: 0.337, SLG: 0.567										3	0	0	0	1	0	1								
26 Adam Lind, L OBP: 0.269, SLG: 0.354											4	0	0	0	0	2								
2 Aaron Hill, R OBP: 0.281, SLG: 0.361											4	0	1	0	0	1								
35 Lyle Overbay, L OBP: 0.314, SLG: 0.391											2	0	2	0	0	0								
1 Dewayne Wise, L OBP: 0.154, SLG: 0.231											1	0	0	0	0	0								
14 John Buck, R OBP: 0.305, SLG: 0.518											3	0	1	0	0	1								
5 Jarrett Hoffpauir, R OBP: 0.154, SLG: 0.231											3	0	0	0	0	4								
Inning Stats	R: 0 E: 0 K: 1 S: 10	H: 0 LOB: 0 BB: 0 P: 19	R: 0 E: 0 K: 0 S: 7	H: 0 LOB: 0 BB: 0 P: 12	R: 0 E: 0 K: 0 S: 5	H: 1 LOB: 0 BB: 0 P: 8	R: 0 E: 0 K: 1 S: 8	H: 1 LOB: 1 BB: 0 P: 11	R: 0 E: 0 K: 1 S: 14	H: 2 LOB: 3 BB: 0 P: 24	R: 0 E: 0 K: 0 S: 9	H: 1 LOB: 2 BB: 1 P: 14	R: 0 E: 0 K: 1 S: 15	H: 1 LOB: 1 BB: 0 P: 18	R: 0 E: 0 K: 0 S: 8	H: 1 LOB: 0 BB: 0 P: 11	R: 0 E: 0 K: 0 S: 8	H: 0 LOB: 0 BB: 0 P: 12	1B: 5 2B: 2 3B: 0 HR: 0	SF: 0 SAC: 0 DP: 2 HBP: 0	WP: 0 PB: 0 CS: 0	PA: 33		
PITCHER	IP WLS BF H R ER SO BB IBB HBP BLK WP HR S P ERA WHIP	IP WLS BF H R ER SO BB IBB HBP BLK WP HR S P ERA WHIP	IP WLS BF H R ER SO BB IBB HBP BLK WP HR S P ERA WHIP	IP WLS BF H R ER SO BB IBB HBP BLK WP HR S P ERA WHIP	IP WLS BF H R ER SO BB IBB HBP BLK WP HR S P ERA WHIP	IP WLS BF H R ER SO BB IBB HBP BLK WP HR S P ERA WHIP	IP WLS BF H R ER SO BB IBB HBP BLK WP HR S P ERA WHIP	IP WLS BF H R ER SO BB IBB HBP BLK WP HR S P ERA WHIP	IP WLS BF H R ER SO BB IBB HBP BLK WP HR S P ERA WHIP	IP WLS BF H R ER SO BB IBB HBP BLK WP HR S P ERA WHIP	IP WLS BF H R ER SO BB IBB HBP BLK WP HR S P ERA WHIP	IP WLS BF H R ER SO BB IBB HBP BLK WP HR S P ERA WHIP	IP WLS BF H R ER SO BB IBB HBP BLK WP HR S P ERA WHIP	IP WLS BF H R ER SO BB IBB HBP BLK WP HR S P ERA WHIP	IP WLS BF H R ER SO BB IBB HBP BLK WP HR S P ERA WHIP	IP WLS BF H R ER SO BB IBB HBP BLK WP HR S P ERA WHIP	IP WLS BF H R ER SO BB IBB HBP BLK WP HR S P ERA WHIP	IP WLS BF H R ER SO BB IBB HBP BLK WP HR S P ERA WHIP	IP WLS BF H R ER SO BB IBB HBP BLK WP HR S P ERA WHIP	IP WLS BF H R ER SO BB IBB HBP BLK WP HR S P ERA WHIP	IP WLS BF H R ER SO BB IBB HBP BLK WP HR S P ERA WHIP	IP WLS BF H R ER SO BB IBB HBP BLK WP HR S P ERA WHIP	IP WLS BF H R ER SO BB IBB HBP BLK WP HR S P ERA WHIP	IP WLS BF H R ER SO BB IBB HBP BLK WP HR S P ERA WHIP
34 Roy Halladay, R ERA: 2.29	7.0	W	27	6	0	0	0	1	0	0	0	0	0	0	0	0	0	0	0	68	106	0.00	1.000	
52 Jose Contreras, R ERA: 2.31	1.0		3	1	0	0	0	0	0	0	0	0	0	0	0	0	0	0	0	8	11	0.00	1.000	
57 David Herndon, R ERA: 3.91	1.0		3	0	0	0	0	0	0	0	0	0	0	0	0	0	0	0	0	8	12	0.00	0.000	



Batter	1	2	3	4	5	6	7	8	9	AB	R	H	RBI	BB	SO	LOB	TOP					
11 Jimmy Rollins, S OBP: 0.429, SLG: 0.564	G4-3		26 1B			K		G6-3		4	0	1	0	0	1	0						
8 Shane Victorino, S OBP: 0.318, SLG: 0.448	K		F9			G3-1		G5-3		4	0	0	0	0	1	1						
26 Chase Utley, L OBP: 0.383, SLG: 0.471	6 BB		1B			G3-1		P6		4	0	2	0	0	0	0						
6 Ryan Howard, L OBP: 0.348, SLG: 0.505	BB		G1-3			HR		F7		3	1	1	1	1	0	2						
28 Jayson Werth, R OBP: 0.378, SLG: 0.566	K					K		G6-3		4	0	0	0	0	3	2						
29 Raul Ibanez, L OBP: 0.378, SLG: 0.388	G6-3		K			F9		F8		4	0	0	0	0	1	0						
3 Ross Gload, L OBP: 0.282, SLG: 0.450	F7					G4-3				3	0	1	0	0	0	0						
23 Brian Schneider, L OBP: 0.344, SLG: 0.327	G3		G4-3			K				2	0	0	0	0	0	1						
4 Dane Sardinha, R OBP: 0.200, SLG: 0.690										1	0	0	0	0	1	0						
7 Juan Castro, R OBP: 0.237, SLG: 0.259	G5-3		G5-3			F9				3	0	0	0	0	0	0						
Inning Stats	R: 0 H: 1 E: 0 K: 2 S: 17	H: 1 LOB: 2 BB: 1 P: 27	R: 0 H: 0 E: 0 K: 0 S: 4	H: 0 LOB: 0 BB: 0 P: 6	R: 0 H: 2 E: 0 K: 0 S: 12	H: 2 LOB: 2 BB: 0 P: 20	R: 0 H: 1 E: 0 K: 2 S: 14	H: 1 LOB: 1 BB: 0 P: 19	R: 0 H: 0 E: 0 K: 1 S: 8	H: 0 LOB: 0 BB: 0 P: 12	R: 1 H: 1 E: 0 K: 1 S: 11	H: 1 LOB: 0 BB: 0 P: 16	R: 0 H: 0 E: 0 K: 1 S: 5	H: 0 LOB: 0 BB: 0 P: 8	R: 0 H: 0 E: 0 K: 0 S: 9	H: 0 LOB: 0 BB: 0 P: 15	R: 0 H: 0 E: 0 K: 0 S: 9	H: 0 LOB: 0 BB: 0 P: 12	1B: 3 2B: 1 3B: 0 HR: 1	SF: 0 SAC: 0 DP: 0 HBP: 0	WP: 0 PB: 0 CS: 0	PA: 33
PITCHER	IP	WLS	BF	H	R	ER	SO	BB	IBB	HBP	BLK	WP	HR	S	P	ERA	WHIP					
28 Shaun Marcum, R ERA: 3.14	6.0	W	24	5	1	1	6	1	0	0	0	0	1	66	100	1.50	1.000					
37 Scott Downs, L ERA: 3.13	2.0		6	0	0	0	1	0	0	0	0	0	0	14	23	0.00	0.000					
57 Shawn Camp, R ERA: 2.29	1.0		3	0	0	0	0	0	0	0	0	0	0	9	12	0.00	0.000					

Philadelphia Phillies @ Toronto Blue Jays
Citizens Bank Park, Philadelphia, PA
Sat Jun 26 2010, 4:11 PM - 6:53 PM EDT
Att: 44,426 - Partly Cloudy - 92 F

AB	32
R	1
H	5
RBI	1
BB	1
SO	7
LOB	6



Batter	1	2	3	4	5	6	7	8	9	AB	R	H	RBI	BB	SO	LOB	BOTTOM					
15 Fred Lewis, L OBP: 0.340, SLG: 0.461	11 BB	1B		E4 11 HR		BB		G4-3-6		3	1	2	0	2	0	1						
11 Alex Gonzalez, R OBP: 0.302, SLG: 0.489	BB	K		HR		F8				3	1	1	2	1	1	3						
19 José Bautista, R OBP: 0.358, SLG: 0.542	P3	K		F7				P2		4	0	0	0	0	1	4						
10 Vernon Wells, R OBP: 0.336, SLG: 0.562	F9		P3	P4		1B				4	0	1	0	0	0	2						
26 Adam Lind, L OBP: 0.266, SLG: 0.349	K		G4-3			G4-3		K		4	0	0	0	0	2	3						
2 Aaron Hill, R OBP: 0.285, SLG: 0.373	P4	HR		K		K		HBP		3	1	1	1	0	1	0						
35 Lyle Overbay, L OBP: 0.316, SLG: 0.391	14 HR	BB		G4-3				F8		3	1	1	0	1	0	2						
14 John Buck, R OBP: 0.309, SLG: 0.530	HR		F7			K		15 G4-3-6 BB		3	1	1	2	1	1	1						
5 Jarrett Hoffpauir, R OBP: 0.176, SLG: 0.235	15 1B		F9			K		F8		4	0	1	0	0	1	1						
Inning Stats	R: 0 H: 0 E: 0 K: 1 S: 12	H: 4 LOB: 2 BB: 0 P: 32	R: 2 H: 1 E: 0 K: 0 S: 12	H: 1 LOB: 1 BB: 1 P: 23	R: 2 H: 2 E: 1 K: 0 S: 10	H: 2 LOB: 0 BB: 0 P: 13	R: 0 H: 0 E: 0 K: 1 S: 7	H: 0 LOB: 0 BB: 1 P: 12	R: 0 H: 0 E: 0 K: 2 S: 17	H: 0 LOB: 1 BB: 1 P: 27	R: 0 H: 1 E: 0 K: 1 S: 13	H: 1 LOB: 2 BB: 0 P: 22	R: 0 H: 0 E: 0 K: 0 S: 9	H: 0 LOB: 0 BB: 1 P: 15	R: 0 H: 0 E: 0 K: 0 S: 9	H: 0 LOB: 0 BB: 1 P: 15	1B: 5 2B: 0 3B: 0 HR: 3	SF: 0 SAC: 0 DP: 1 HBP: 1	WP: 0 PB: 0 CS: 0	PA: 37		
PITCHER	IP	WLS	BF	H	R	ER	SO	BB	IBB	HBP	BLK	WP	HR	S	P	ERA	WHIP					
35 Cole Hamels, L ERA: 4.08	4.0	L	22	7	5	5	3	3	0	0	0	0	3	58	88	11.25	2.500					
44 Nelson Figueroa, R ERA: 4.09	2.0		7	0	0	0	3	1	0	0	0	0	0	24	39	0.00	0.500					
55 Danys Baez, R ERA: 4.91	1.0		5	1	0	0	1	0	0	1	0	0	0	13	22	0.00	1.000					
59 Mike Zagurski, L ERA:	1.0		3	0	0	0	0	1	0	0	0	0	0	9	15	0.00	1.000					

Philadelphia Phillies @ Toronto Blue Jays
Citizens Bank Park, Philadelphia, PA
Sat Jun 26 2010, 4:11 PM - 6:53 PM EDT
Att: 44,426 - Partly Cloudy - 92 F

AB	31
R	5
H	8
RBI	5
BB	5
SO	7
LOB	17



Batter	1	2	3	4	5	6	7	8	9	AB	R	H	RBI	BB	SO	LOB	TOP					
11 Jimmy Rollins, S (1,6) OBP: 0.413, SLG: 0.523	F8		F7			G1-3		G3		4	0	0	0	0	0	1	Philadelphia Phillies @ Cincinnati Reds Great American Ball Park, Cincinnati, OH Mon Jun 28 2010, 7:11 PM - 9:44 PM EDT Att: 22,090 - Partly Cloudy - 84 F					
8 Shane Victorino, S (1,8) OBP: 0.321, SLG: 0.451	G4-3		P6			G2-3		F7		4	0	1	0	0	0	1						
26 Chase Utley, L (1,4) OBP: 0.363, SLG: 0.466	G4-3					G6-3		G6-3		3	0	1	0	0	0	1						
7 Juan Castro, R (9,PH) OBP: 0.235, SLG: 0.257	G4-3					G6-3		G6-3		1	0	0	0	0	0	0						
6 Ryan Howard, L (1,3) OBP: 0.352, SLG: 0.517	L7					G6-3		G2-3		4	1	2	0	0	0	1						
28 Jayson Werth, R (1,9) OBP: 0.376, SLG: 0.556						G5-3		G2-3		3	1	2	0	1	0	1						
29 Raul Ibanez, L (1,7) OBP: 0.334, SLG: 0.400						G4-6-3		G2-3		4	1	2	3	0	0	3						
23 Brian Schneider, L (1,2) OBP: 0.182, SLG: 0.545						G4-6-3		HR		3	0	0	0	0	0	2						
4 Dane Sardinha, R (9,PH) OBP: 0.182, SLG: 0.545						G3-6-3		K		1	0	0	0	0	1	0						
21 Wilson Valdez, R (1,5) OBP: 0.262, SLG: 0.362						G6-3		FC6-4		2	0	0	0	1	0	1						
38 Kyle Kendrick, R (1,1) OBP: 0.043, SLG: 0.043						F9		P6		1	0	0	0	0	0	0						
57 David Herndon, R (7,1) OBP: 0.043, SLG: 0.043						F9				0	0	0	0	0	0	0						
16 J.C. Romero, S (7,1) OBP: 0.043, SLG: 0.043						F9				0	0	0	0	0	0	0						
3 Ross Gload, L (8,PH) OBP: 0.254, SLG: 0.435						F9				1	0	0	0	0	0	0						
59 Mike Zagurski, L (8,1) OBP: 0.254, SLG: 0.435						F9				0	0	0	0	0	0	0						
Inning Stats	R: 0 E: 0 K: 0 S: 11	H: 1 LOB: 1 BB: 0 P: 16	R: 0 E: 0 K: 0 S: 7	H: 1 LOB: 0 BB: 0 P: 13	R: 0 E: 0 K: 0 S: 10	H: 0 LOB: 1 BB: 1 P: 17	R: 0 E: 0 K: 0 S: 8	H: 2 LOB: 1 BB: 1 P: 19	R: 0 E: 0 K: 0 S: 6	H: 0 LOB: 0 BB: 0 P: 7	R: 0 E: 0 K: 0 S: 7	H: 0 LOB: 0 BB: 0 P: 7	R: 1 E: 0 K: 0 S: 10	H: 2 LOB: 1 BB: 0 P: 16	R: 0 E: 0 K: 0 S: 9	H: 0 LOB: 0 BB: 0 P: 14	R: 2 E: 0 K: 1 S: 12	H: 2 LOB: 0 BB: 0 P: 17	1B: 5 2B: 1 3B: 1 HR: 1	SF: 0 SAC: 1 DP: 2 HBP: 0	WP: 0 PB: 0 SB: 0 CS: 0	PA: 34
PITCHER	IP WLS BF H R ER SO BB IBB HBP BLK WP HR S P ERA WHIP																					
47 Johnny Cueto, R (1,1) ERA: 3.74	8.0 W 29 6 1 1 0 2 0 0 0 0 0 68 109 1.12 1.000																					
45 Bill Bray, L (9,1) ERA: 18.0	1.0 5 2 2 2 1 0 0 0 0 0 1 12 17 18.00 2.000																					

Batter	1	2	3	4	5	6	7	8	9	AB	R	H	RBI	BB	SO	LOB	BOTTOM			
4 Brandon Phillips, R (1,4) OBP: 0.367, SLG: 0.472	G4-3					G4-3		K		5	1	1	0	0	1	2	Philadelphia Phillies @ Cincinnati Reds Great American Ball Park, Cincinnati, OH Mon Jun 28 2010, 7:11 PM - 9:44 PM EDT Att: 22,090 - Partly Cloudy - 84 F			
2 Orlando Cabrera, R (1,6) OBP: 0.287, SLG: 0.338	G6-3					G4-3		K		4	0	3	1	0	0	0				
19 Joey Votto, L (1,3) OBP: 0.415, SLG: 0.559	K					G4-3		K		4	1	3	1	0	1	0				
27 Scott Rolen, R (1,5) OBP: 0.368, SLG: 0.582						G5-3		K		2	1	1	3	1	0	0				
31 Jonny Gomes, R (1,7) OBP: 0.335, SLG: 0.476						P6		K		4	0	0	0	0	0	5				
45 Bill Bray, L (9,1) ERA: 18.0						P6		K		0	0	0	0	0	0	0				
32 Jay Bruce, L (1,9) OBP: 0.356, SLG: 0.469	K					G6-3		K		4	1	1	0	0	1	2				
6 Drew Stubbs, R (1,8) OBP: 0.313, SLG: 0.390						K		K		3	1	1	0	1	2	0				
55 Ramon Hernandez, R (1,2) OBP: 0.368, SLG: 0.387						K		K		3	1	1	1	0	0	0				
47 Johnny Cueto, R (1,1) ERA: 4.88						G4-3		K		2	1	0	0	0	0	0				
28 Chris Heisey, R (8,PH) OBP: 0.373, SLG: 0.600						G4-3		K		0	0	0	1	0	0	0				
Inning Stats	R: 0 E: 0 K: 1 S: 11	H: 0 LOB: 0 BB: 0 P: 15	R: 0 E: 0 K: 1 S: 8	H: 0 LOB: 0 BB: 0 P: 11	R: 0 E: 0 K: 1 S: 6	H: 0 LOB: 0 BB: 0 P: 9	R: 2 E: 0 K: 0 S: 7	H: 3 LOB: 0 BB: 0 P: 10	R: 0 E: 0 K: 1 S: 5	H: 0 LOB: 0 BB: 0 P: 10	R: 2 E: 1 K: 0 S: 12	H: 3 LOB: 2 BB: 0 P: 18	R: 2 E: 0 K: 0 S: 10	H: 4 LOB: 3 BB: 1 P: 21	R: 1 E: 0 K: 1 S: 14	H: 1 LOB: 1 BB: 1 P: 26	1B: 6 2B: 4 3B: 0 HR: 1	SF: 2 SAC: 2 DP: 0 HBP: 0	WP: 1 PB: 0 SB: 0 CS: 1	PA: 37
PITCHER	IP WLS BF H R ER SO BB IBB HBP BLK WP HR S P ERA WHIP																			
38 Kyle Kendrick, R (1,1) ERA: 4.88	6.1 L 27 8 0 0 5 4 0 0 0 0 0 54 81 7.11 1.263																			
57 David Herndon, R (7,1) ERA: 3.71	0.1 2 1 0 0 0 0 0 0 0 0 0 2 4 0.00 3.000																			
16 J.C. Romero, L (7,1) ERA: 2.45	0.1 3 1 0 0 0 1 0 0 0 0 0 3 9 0.00 6.000																			
59 Mike Zagurski, L (8,1) ERA: 2.7	1.0 5 1 1 1 1 1 0 0 0 1 0 14 26 9.00 2.000																			

Batter	1	2	3	4	5	6	7	8	9	AB	R	H	RBI	BB	SO	LOB	TOP				
8 Shane Victorino, S (1, 8) OBP: 0.326, SLG: 0.448										5	0	2	0	0	0	1	Philadelphia Phillies @ Cincinnati Reds Great American Ball Park, Cincinnati, OH Wed Jun 30 2010, 12:36 PM - 2:59 PM EDT Att: 27,245 - Sunny - 73 F				
19 Greg Dobbs, L (1, 5) OBP: 0.228, SLG: 0.236										3	0	1	0	1	0	1					
7 Juan Castro, R (7, 5) OBP: 0.238, SLG: 0.252										0	0	0	0	0	0	0					
11 Jimmy Rollins, S (1, 6) OBP: 0.382, SLG: 0.473										4	0	0	0	0	2	4					
6 Ryan Howard, L (1, 3) OBP: 0.352, SLG: 0.513										4	0	1	0	0	2	2					
28 Jayson Werth, R (1, 9) OBP: 0.378, SLG: 0.549										4	1	1	0	0	2	3					
29 Raul Ibanez, L (1, 7) OBP: 0.262, SLG: 0.394										4	0	0	0	0	1	2					
21 Wilson Valdez, R (1, 4) OBP: 0.275, SLG: 0.393										4	1	2	0	0	0	0					
4 Dane Sardinha, R (1, 2) OBP: 0.200, SLG: 0.667										3	1	1	3	0	0	2					
3 Ross Gload, L (9, PH) OBP: 0.262, SLG: 0.438										1	0	1	0	0	0	0					
34 Roy Halladay, R (1, 1) OBP: 0.109, SLG: 0.109										3	0	0	0	0	0	0					
10 Ben Francisco, R (9, PH) OBP: 0.313, SLG: 0.333										1	0	0	0	0	1	1					
Inning Stats	R: 0 H: 2 E: 0 K: 2 S: 17	H: 2 LOB: 2 BB: 0 P: 27	R: 0 H: 0 E: 0 K: 1 S: 8	H: 0 LOB: 0 BB: 0 P: 10	R: 0 H: 0 E: 0 K: 0 S: 11	H: 0 LOB: 1 BB: 1 P: 17	R: 3 H: 3 E: 0 K: 1 S: 12	H: 3 LOB: 0 BB: 0 P: 18	R: 0 H: 0 E: 0 K: 0 S: 10	H: 2 LOB: 2 BB: 0 P: 17	R: 0 H: 1 E: 0 K: 2 S: 10	H: 1 LOB: 1 BB: 0 P: 17	R: 0 H: 0 E: 0 K: 2 S: 10	H: 0 LOB: 0 BB: 0 P: 14	R: 0 H: 1 E: 0 K: 1 S: 10	H: 1 LOB: 1 BB: 0 P: 14	1B: 8 2B: 0 3B: 0 HR: 1	SF: 0 SAC: 0 DP: 0 HBP: 0	WP: 0 PB: 0 SB: 1 CS: 0	PA: 37	
PITCHER	IP WLS BF H R ER SO BB IBB HBP BLK WP HR S P ERA WHIP	IP WLS BF H R ER SO BB IBB HBP BLK WP HR S P ERA WHIP	IP WLS BF H R ER SO BB IBB HBP BLK WP HR S P ERA WHIP	IP WLS BF H R ER SO BB IBB HBP BLK WP HR S P ERA WHIP	IP WLS BF H R ER SO BB IBB HBP BLK WP HR S P ERA WHIP	IP WLS BF H R ER SO BB IBB HBP BLK WP HR S P ERA WHIP	IP WLS BF H R ER SO BB IBB HBP BLK WP HR S P ERA WHIP	IP WLS BF H R ER SO BB IBB HBP BLK WP HR S P ERA WHIP	IP WLS BF H R ER SO BB IBB HBP BLK WP HR S P ERA WHIP	IP WLS BF H R ER SO BB IBB HBP BLK WP HR S P ERA WHIP	IP WLS BF H R ER SO BB IBB HBP BLK WP HR S P ERA WHIP	IP WLS BF H R ER SO BB IBB HBP BLK WP HR S P ERA WHIP	IP WLS BF H R ER SO BB IBB HBP BLK WP HR S P ERA WHIP	IP WLS BF H R ER SO BB IBB HBP BLK WP HR S P ERA WHIP	IP WLS BF H R ER SO BB IBB HBP BLK WP HR S P ERA WHIP	IP WLS BF H R ER SO BB IBB HBP BLK WP HR S P ERA WHIP	IP WLS BF H R ER SO BB IBB HBP BLK WP HR S P ERA WHIP	IP WLS BF H R ER SO BB IBB HBP BLK WP HR S P ERA WHIP	IP WLS BF H R ER SO BB IBB HBP BLK WP HR S P ERA WHIP	IP WLS BF H R ER SO BB IBB HBP BLK WP HR S P ERA WHIP	IP WLS BF H R ER SO BB IBB HBP BLK WP HR S P ERA WHIP
39 Aaron Harang, R (1, 1) ERA: 5.02	6.1	28	8	3	3	5	1	0	0	0	0	0	0	0	0	0	4.26	1.421			
66 Logan Ondrusek, R (7, 1) ERA: 5.89	0.2	2	0	0	0	0	0	0	0	0	0	0	0	0	0	0	0.00	0.000			
53 Arthur Rhodes, L (8, 1) ERA: 1.09	1.0	W 3	0	0	0	2	0	0	0	0	0	0	0	0	0	0	0.00	0.000			
48 Francisco Cordero, R (9, 1) ERA: 4.14	1.0	S 4	1	0	0	1	0	0	0	0	0	0	0	0	0	0	0.00	1.000			

AB 36
R 3
H 9
RBI 3
BB 1
SO 8
LOB 16



Batter	1	2	3	4	5	6	7	8	9	AB	R	H	RBI	BB	SO	LOB	BOTTOM			
4 Brandon Phillips, R (1, 4) OBP: 0.371, SLG: 0.481										5	0	2	0	0	1	1	Philadelphia Phillies @ Cincinnati Reds Great American Ball Park, Cincinnati, OH Wed Jun 30 2010, 12:36 PM - 2:59 PM EDT Att: 27,245 - Sunny - 73 F			
2 Orlando Cabrera, R (1, 6) OBP: 0.285, SLG: 0.334										4	0	1	1	0	1	1				
19 Joey Votto, L (1, 3) OBP: 0.413, SLG: 0.574										4	1	1	1	0	2	3				
27 Scott Rolen, R (1, 5) OBP: 0.367, SLG: 0.577										4	0	1	0	0	0	3				
31 Jonny Gomes, R (1, 7) OBP: 0.335, SLG: 0.479										4	1	2	0	0	1	1				
48 Francisco Cordero, R (9, 1) ERA: 4.14										0	0	0	0	0	0	0				
32 Jay Bruce, L (1, 9) OBP: 0.355, SLG: 0.473										4	1	2	2	0	1	1				
6 Drew Stubbs, R (1, 8) OBP: 0.311, SLG: 0.387										4	0	1	0	0	3	3				
55 Ramon Hernandez, R (1, 2) OBP: 0.373, SLG: 0.398										4	1	3	0	0	0	2				
39 Aaron Harang, R (1, 1) ERA: 5.02	8.0	L 37	13	4	4	10	0	0	0	0	0	0	0	0	0	0		2		
66 Logan Ondrusek, R (7, 1) ERA: 5.89	0.2	0	0	0	0	0	0	0	0	0	0	0	0	0	0	0	1			
17 Laynce Nix, L (7, PH) OBP: 0.285, SLG: 0.440	0.2	0	0	0	0	0	0	0	0	0	0	0	0	0	0	0	1			
53 Arthur Rhodes, L (8, 1) ERA: 1.09	1.0	0	0	0	0	0	0	0	0	0	0	0	0	0	0	0	0			
28 Chris Hestey, R (8, PH) OBP: 0.355, SLG: 0.388	1.0	0	0	0	0	0	0	0	0	0	0	0	0	0	0	0	1			
Inning Stats	R: 0 H: 1 E: 0 K: 0 S: 12	H: 2 LOB: 2 BB: 0 P: 17	R: 0 H: 0 E: 0 K: 2 S: 7	H: 0 LOB: 0 BB: 0 P: 9	R: 0 H: 2 E: 0 K: 1 S: 14	H: 2 LOB: 2 BB: 0 P: 19	R: 0 H: 0 E: 0 K: 1 S: 6	H: 0 LOB: 0 BB: 0 P: 8	R: 1 H: 2 E: 0 K: 3 S: 15	H: 2 LOB: 1 BB: 0 P: 18	R: 1 H: 3 E: 0 K: 1 S: 13	H: 3 LOB: 2 BB: 0 P: 17	R: 2 H: 3 E: 0 K: 2 S: 16	H: 3 LOB: 1 BB: 0 P: 23	1B: 9 2B: 2 3B: 0 HR: 2	SF: 0 SAC: 0 DP: 0 HBP: 0	WP: 0 PB: 0 SB: 0 CS: 0	PA: 37		
PITCHER	IP WLS BF H R ER SO BB IBB HBP BLK WP HR S P ERA WHIP	IP WLS BF H R ER SO BB IBB HBP BLK WP HR S P ERA WHIP	IP WLS BF H R ER SO BB IBB HBP BLK WP HR S P ERA WHIP	IP WLS BF H R ER SO BB IBB HBP BLK WP HR S P ERA WHIP	IP WLS BF H R ER SO BB IBB HBP BLK WP HR S P ERA WHIP	IP WLS BF H R ER SO BB IBB HBP BLK WP HR S P ERA WHIP	IP WLS BF H R ER SO BB IBB HBP BLK WP HR S P ERA WHIP	IP WLS BF H R ER SO BB IBB HBP BLK WP HR S P ERA WHIP	IP WLS BF H R ER SO BB IBB HBP BLK WP HR S P ERA WHIP	IP WLS BF H R ER SO BB IBB HBP BLK WP HR S P ERA WHIP	IP WLS BF H R ER SO BB IBB HBP BLK WP HR S P ERA WHIP	IP WLS BF H R ER SO BB IBB HBP BLK WP HR S P ERA WHIP	IP WLS BF H R ER SO BB IBB HBP BLK WP HR S P ERA WHIP	IP WLS BF H R ER SO BB IBB HBP BLK WP HR S P ERA WHIP	IP WLS BF H R ER SO BB IBB HBP BLK WP HR S P ERA WHIP	IP WLS BF H R ER SO BB IBB HBP BLK WP HR S P ERA WHIP	IP WLS BF H R ER SO BB IBB HBP BLK WP HR S P ERA WHIP	IP WLS BF H R ER SO BB IBB HBP BLK WP HR S P ERA WHIP	IP WLS BF H R ER SO BB IBB HBP BLK WP HR S P ERA WHIP	IP WLS BF H R ER SO BB IBB HBP BLK WP HR S P ERA WHIP
34 Roy Halladay, R (1, 1) ERA: 2.42	8.0	L 37	13	4	4	10	0	0	0	0	0	0	0	0	0	0	2			

AB 37
R 4
H 13
RBI 4
BB 0
SO 10
LOB 19

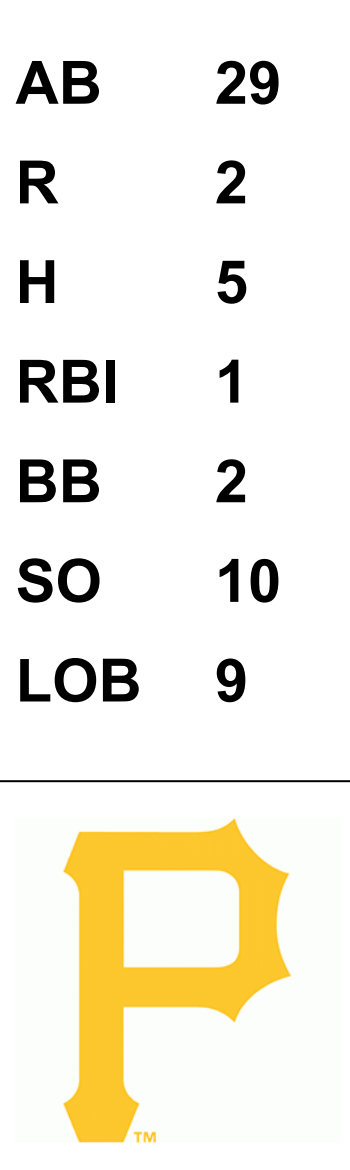


Batter	1	2	3	4	5	6	7	8	9	AB	R	H	RBI	BB	SO	LOB	TOP										
11 Jimmy Rollins, S OBP: 0.371, SLG: 0.457										3	0	0	0	0	0	0	Philadelphia Phillies @ Pittsburgh Pirates PNC Park, Pittsburgh, PA Fri Jul 02 2010, 7:07 PM - 9:28 PM EDT Att: 30,339 - Clear - 77 F										
29 Raul Ibanez, L OBP: 0.322, SLG: 0.389										4	0	1	0	0	1	2											
28 Jayson Werth, R OBP: 0.372, SLG: 0.534										4	0	0	0	0	3	1											
6 Ryan Howard, L OBP: 0.352, SLG: 0.508										3	0	1	0	1	1	0											
10 Ben Francisco, R OBP: 0.299, SLG: 0.316										4	0	0	0	0	0	3											
19 Greg Dobbs, L OBP: 0.230, SLG: 0.238										4	0	0	0	0	1	1											
21 Wilson Valdez, R OBP: 0.285, SLG: 0.418										3	0	2	0	0	0	0											
4 Dane Sardinha, R OBP: 0.238, SLG: 0.571										3	0	1	0	0	1	2											
50 Jamie Moyer, L OBP: 0.154, SLG: 0.083										1	0	0	0	0	1	0											
8 Shane Victorino, S OBP: 0.323, SLG: 0.442										1	0	0	0	0	0	1											
57 David Herndon, R OBP: 0.257, SLG: 0.308										0	0	0	0	0	0	0											
16 J.C. Romero, S										0	0	0	0	0	0	0											
Inning Stats	R: 0 E: 0 K: 2 S: 8	H: 0 LOB: 0 BB: 0 P: 12	R: 0 E: 0 K: 1 S: 8	H: 0 LOB: 0 BB: 0 P: 11	R: 0 E: 0 K: 1 S: 10	H: 1 LOB: 2 BB: 0 P: 14	R: 0 E: 0 K: 1 S: 13	H: 1 LOB: 1 BB: 0 P: 19	R: 0 E: 0 K: 1 S: 6	H: 1 LOB: 2 BB: 0 P: 9	R: 0 E: 0 K: 1 S: 10	H: 1 LOB: 2 BB: 1 P: 20	R: 0 E: 0 K: 2 S: 9	H: 1 LOB: 1 BB: 0 P: 10	R: 0 E: 0 K: 0 S: 5	H: 0 LOB: 0 BB: 0 P: 7	R: 0 E: 0 K: 0 S: 8	H: 0 LOB: 0 BB: 0 P: 13	1B: 4 2B: 1 3B: 0 HR: 0	SF: 0 SAC: 1 DP: 1 HBP: 1	WP: 1 PB: 0 SB: 1 CS: 0	PA: 33					
PITCHER	IP	WLS	BF	H	R	ER	SO	BB	IBB	HBP	BLK	WP	HR	S	P	ERA	WHIP										
49 Ross Ohlendorf, R ERA: 4.39	7.0	W	27	5	0	0	8	0	1	1	0	1	0	64	95	0.00	0.714										
Joel Hanrahan, R ERA: 4.01	1.0	H	3	0	0	0	0	0	0	0	0	0	0	5	7	0.00	0.000										
29 Octavio Dotel, R ERA: 4.41	1.0	S	3	0	0	0	0	0	0	0	0	0	0	8	13	0.00	0.000										

AB	30
R	0
H	5
RBI	0
BB	1
SO	8
LOB	10



Batter	1	2	3	4	5	6	7	8	9	AB	R	H	RBI	BB	SO	LOB	BOTTOM										
31 Jose Tabata, R OBP: 0.309, SLG: 0.329										4	0	0	0	0	3	0	Philadelphia Phillies @ Pittsburgh Pirates PNC Park, Pittsburgh, PA Fri Jul 02 2010, 7:07 PM - 9:28 PM EDT Att: 30,339 - Clear - 77 F										
24 Pedro Alvarez, L OBP: 0.220, SLG: 0.222										4	0	1	0	0	1	0											
22 Andrew McCutchen, R OBP: 0.379, SLG: 0.453										3	1	2	0	1	0	0											
46 Garrett Jones, L OBP: 0.347, SLG: 0.437										4	0	0	0	0	2	4											
85 Lastings Milledge, R OBP: 0.341, SLG: 0.368										3	0	0	0	0	1	3											
41 Ryan Doumit, S OBP: 0.341, SLG: 0.418										3	1	1	0	0	2	0											
2 Bobby Crosby, R OBP: 0.327, SLG: 0.333										2	0	0	0	1	1	0											
15 Andy LaRoche, R OBP: 0.296, SLG: 0.313										3	0	1	1	0	0	0											
Joel Hanrahan, R ERA: 3.58										0	0	0	0	0	0	0											
29 Octavio Dotel, R										0	0	0	0	0	0	0											
49 Ross Ohlendorf, R OBP: 0.176, SLG: 0.067										2	0	0	0	0	0	2											
5 Ronny Cedeno, R OBP: 0.257, SLG: 0.308										1	0	0	0	0	0	0											
Inning Stats	R: 0 E: 0 K: 0 S: 10	H: 2 LOB: 2 BB: 0 P: 14	R: 0 E: 0 K: 1 S: 6	H: 0 LOB: 0 BB: 0 P: 13	R: 0 E: 0 K: 1 S: 10	H: 0 LOB: 0 BB: 0 P: 16	R: 2 E: 1 K: 2 S: 16	H: 3 LOB: 2 BB: 1 P: 25	R: 0 E: 0 K: 2 S: 7	H: 0 LOB: 1 BB: 1 P: 13	R: 0 E: 0 K: 2 S: 8	H: 0 LOB: 0 BB: 0 P: 14	R: 0 E: 0 K: 1 S: 9	H: 0 LOB: 0 BB: 0 P: 11	R: 0 E: 0 K: 1 S: 8	H: 0 LOB: 0 BB: 0 P: 16	1B: 5 2B: 0 3B: 0 HR: 0	SF: 0 SAC: 0 DP: 0 HBP: 0	WP: 0 PB: 0 SB: 1 CS: 0	PA: 31							
PITCHER	IP	WLS	BF	H	R	ER	SO	BB	IBB	HBP	BLK	WP	HR	S	P	ERA	WHIP										
50 Jamie Moyer, L ERA: 4.13	6.0	L	25	5	2	1	8	2	0	0	0	0	0	57	95	1.50	1.167										
57 David Herndon, R ERA: 3.58	1.0		3	0	0	0	1	0	0	0	0	0	0	9	11	0.00	0.000										
16 J.C. Romero, L ERA: 2.16	1.0		3	0	0	0	1	0	0	0	0	0	0	8	16	0.00	0.000										



Batter	1	2	3	4	5	6	7	8	9	AB	R	H	RBI	BB	SO	LOB	TOP			
11 Jimmy Rollins, S OBP: 0.392, SLG: 0.518 7 Juan Castro, R OBP: 0.238, SLG: 0.252										4	3	3	3	1	0	2				
8 Shane Victorino, S OBP: 0.327, SLG: 0.451										5	3	3	1	0	0	1				
28 Jayson Werth, R OBP: 0.369, SLG: 0.532										5	1	1	1	0	2	3				
6 Ryan Howard, L OBP: 0.353, SLG: 0.506										5	0	2	3	0	2	1				
10 Ben Francisco, R OBP: 0.293, SLG: 0.345										5	2	1	2	0	0	3				
21 Wilson Valdez, R OBP: 0.289, SLG: 0.414											4	1	1	0	1	0				
12 Cody Ransom, R OBP: 0.400, SLG: 0.400											5	1	2	1	0	0				
4 Dane Sardinha, R OBP: 0.231, SLG: 0.538											5	0	1	1	0	0				
38 Kyle Kendrick, R OBP: 0.074, SLG: 0.111											4	1	1	0	0	0				
Inning Stats	R: 2 E: 0 K: 1 S: 11	H: 3 LOB: 0 BB: 0 P: 13	R: 0 E: 0 K: 0 S: 11	H: 0 LOB: 1 BB: 1 P: 19	R: 5 E: 1 K: 0 S: 26	H: 5 LOB: 2 BB: 1 P: 37	R: 1 E: 0 K: 0 S: 10	H: 2 LOB: 1 BB: 0 P: 14	R: 2 E: 0 K: 1 S: 13	H: 2 LOB: 0 BB: 0 P: 12	R: 1 E: 0 K: 1 S: 14	H: 2 LOB: 1 BB: 0 P: 17	R: 0 E: 0 K: 2 S: 7	H: 0 LOB: 0 BB: 0 P: 12	R: 0 E: 0 K: 0 S: 6	H: 0 LOB: 0 BB: 0 P: 7	1B: 8 2B: 4 3B: 1 HR: 2	SF: 0 SAC: 0 DP: 1 HBP: 0	WP: 0 PB: 0 SB: 0 CS: 0	PA: 44
PITCHER	IP WLS BF H R ER SO BB IBB HBP BLK WP HR S P ERA WHIP																			
28 Paul Maholm, L ERA: 4.9	(1, 1)	3.0	L	21	10	8	7	1	2	0	0	0	0	0	0	52	74	21.00	4.000	
65 Justin Thomas, L ERA: 10.8	(4, 1)	3.0		12	3	3	3	1	0	0	0	0	0	0	2	27	38	9.00	1.000	
53 Brendan Donnelly, R ERA: 5.84	(7, 1)	1.0		5	2	1	1	0	0	0	0	0	0	0	0	14	17	9.00	2.000	
77 D.J. Carrasco, R ERA: 3.89	(8, 1)	1.0		3	0	0	0	2	0	0	0	0	0	0	7	12	0.00	0.000		
48 Javier López, L ERA: 2.97	(9, 1)	1.0		3	0	0	0	0	0	0	0	0	0	0	6	7	0.00	0.000		

Philadelphia Phillies @ Pittsburgh Pirates
PNC Park, Pittsburgh, PA
Sat Jul 03 2010, 9:55 PM - 9:55 PM EDT
Att: 38,052 - Clear - 85 F

AB 42
R 12
H 15
RBI 12
BB 2
SO 4
LOB 18



Batter	1	2	3	4	5	6	7	8	9	AB	R	H	RBI	BB	SO	LOB	BOTTOM					
31 Jose Tabata, R OBP: 0.303, SLG: 0.322										5	0	1	0	0	0	3						
18 Neil Walker, S OBP: 0.323, SLG: 0.457 48 Javier López, L										4	0	1	0	0	0	2						
22 Andrew McCutchen, R OBP: 0.379, SLG: 0.490 77 D.J. Carrasco, R										2	0	0	0	0	1	0						
5 Ronny Cedeno, R OBP: 0.281, SLG: 0.316										4	0	1	0	0	1	2						
46 Garrett Jones, L OBP: 0.346, SLG: 0.434										4	0	2	1	0	0	1						
24 Pedro Alvarez, L OBP: 0.238, SLG: 0.293										4	2	2	1	0	0	1						
41 Ryan Doumit, S OBP: 0.336, SLG: 0.411										4	0	0	0	0	0	2						
19 Ryan Church, L OBP: 0.240, SLG: 0.326										3	1	3	1	1	0	0						
2 Bobby Crosby, R OBP: 0.318, SLG: 0.324										4	0	0	0	0	0	4						
28 Paul Maholm, L OBP: 0.063, SLG: 0.032 65 Justin Thomas, L										1	0	0	0	0	0	0						
53 Brendan Donnelly, R 24 Delwyn Young, S OBP: 0.265, SLG: 0.400										2	1	1	1	0	0	0						
Inning Stats	R: 0 E: 0 K: 1 S: 12	H: 0 LOB: 0 BB: 0 P: 17	R: 1 E: 0 K: 1 S: 10	H: 2 LOB: 1 BB: 0 P: 14	R: 0 E: 0 K: 0 S: 7	H: 2 LOB: 1 BB: 0 P: 10	R: 0 E: 0 K: 0 S: 9	H: 1 LOB: 0 BB: 0 P: 13	R: 1 E: 0 K: 1 S: 8	H: 1 LOB: 0 BB: 0 P: 12	R: 0 E: 0 K: 1 S: 5	H: 0 LOB: 0 BB: 1 P: 10	R: 0 E: 0 K: 0 S: 6	H: 0 LOB: 1 BB: 0 P: 14	R: 1 E: 1 K: 0 S: 10	H: 1 LOB: 2 BB: 0 P: 13	R: 1 E: 0 K: 0 S: 10	H: 3 LOB: 2 BB: 0 P: 12	1B: 7 2B: 1 3B: 0 HR: 2	SF: 0 SAC: 0 DP: 3 HBP: 0	WP: 0 PB: 0 SB: 0 CS: 0	PA: 37
PITCHER	IP WLS BF H R ER SO BB IBB HBP BLK WP HR S P ERA WHIP																					
38 Kyle Kendrick, R ERA: 4.7	(1, 1)	9.0	W	37	10	4	3	4	2	0	0	0	0	0	0	77	115	3.00	1.333			

Philadelphia Phillies @ Pittsburgh Pirates
PNC Park, Pittsburgh, PA
Sat Jul 03 2010, 9:55 PM - 9:55 PM EDT
Att: 38,052 - Clear - 85 F

AB 35
R 4
H 10
RBI 4
BB 2
SO 4
LOB 15



Batter	1	2	3	4	5	6	7	8	9	AB	R	H	RBI	BB	SO	LOB	TOP										
11 Jimmy Rollins, S OBP: 0.377, SLG: 0.494	G3		F9	F8			E4			4	0	0	0	0	0	1	Philadelphia Phillies @ Pittsburgh Pirates PNC Park, Pittsburgh, PA Sun Jul 04 2010, 1:38 PM - 4:21 PM EDT Att: 28,698 - Sunny - 86 F										
8 Shane Victorino, S OBP: 0.326, SLG: 0.452	G3-1		29 1B 6 SF9 2B		P3		G3-6-4			4	1	1	0	0	0	1											
29 Raul Ibanez, L OBP: 0.325, SLG: 0.391				19 2B 10 1B 2-3 3-H	P4			K		4	1	2	1	0	1	0											
6 Ryan Howard, L OBP: 0.349, SLG: 0.502	G4-3		SF9					F7		3	0	0	1	0	1	1											
10 Ben Francisco, R OBP: 0.302, SLG: 0.364		19 G3-1 21 G6-3 2B	19 2B 1-2				F9	P4		4	1	2	0	0	0	0											
19 Greg Dobbs, L OBP: 0.231, SLG: 0.250	G3-1									4	0	1	1	0	1	1											
21 Wilson Valdez, R OBP: 0.283, SLG: 0.405										3	0	0	1	0	0	2											
3 Ross Gload, L OBP: 0.254, SLG: 0.424	G6-3		P6				G1-3			1	0	0	0	0	0	0											
4 Dane Sardinha, R OBP: 0.267, SLG: 0.633										4	1	2	1	0	1	0											
56 Joe Blanton, R OBP: 0.259, SLG: 0.200										3	1	1	0	0	0	1											
52 Jose Contreras, R ERA: 0.96										0	0	0	0	0	0	0											
59 Mike Zagurski, L ERA: 3.89										0	0	0	0	0	0	0											
55 Danys Baez, R ERA: 4.28										0	0	0	0	0	0	0											
Inning Stats	R: 0 H: 1 E: 0 K: 0 S: 8	H: 1 LOB: 1 BB: 0 P: 15	R: 1 H: 1 E: 0 K: 0 S: 8	H: 1 LOB: 0 BB: 0 P: 9	R: 3 H: 5 E: 0 K: 0 S: 14	H: 5 LOB: 2 BB: 0 P: 25	R: 0 H: 1 E: 0 K: 1 S: 7	H: 1 LOB: 0 BB: 0 P: 11	R: 0 H: 0 E: 0 K: 1 S: 6	H: 0 LOB: 0 BB: 0 P: 9	R: 0 H: 0 E: 0 K: 1 S: 8	H: 0 LOB: 0 BB: 0 P: 12	R: 1 H: 1 E: 1 K: 0 S: 12	H: 1 LOB: 0 BB: 0 P: 19	R: 0 H: 0 E: 0 K: 1 S: 6	H: 0 LOB: 0 BB: 0 P: 9	R: 0 H: 0 E: 0 K: 1 S: 11	H: 0 LOB: 0 BB: 0 P: 16	1B: 5 2B: 3 3B: 0 HR: 1	SF: 1 SAC: 0 DP: 2 HBP: 0	WP: 0 PB: 0 SB: 0 CS: 0	PA: 35					
PITCHER	IP	WLS	BF	H	R	ER	SO	BB	IBB	HBP	BLK	WP	HR	S	P	ERA	WHIP										
27 Jeff Karstens, R ERA: 4.71	6.0		26	9	5	5	2	0	0	0	0	0	1	53	86	7.50	1.500										
47 Evan Meek, R ERA: 0.96	1.0	W	3	0	0	0	0	0	0	0	0	0	0	10	14	0.00	0.000										
Joel Hanrahan, R ERA: 3.89	1.0	H	3	0	0	0	1	0	0	0	0	0	0	6	9	0.00	0.000										
29 Octavio Dotel, R ERA: 4.28	1.0	S	3	0	0	0	1	0	0	0	0	0	0	11	16	0.00	0.000										

Batter	1	2	3	4	5	6	7	8	9	AB	R	H	RBI	BB	SO	LOB	BOTTOM										
31 Jose Tabata, R OBP: 0.311, SLG: 0.340	18 1B 46 G4-3 2B		G6-3		G4-3					4	2	2	1	0	0	0	Philadelphia Phillies @ Pittsburgh Pirates PNC Park, Pittsburgh, PA Sun Jul 04 2010, 1:38 PM - 4:21 PM EDT Att: 28,698 - Sunny - 86 F										
18 Neil Walker, S OBP: 0.328, SLG: 0.454	46 G4-3 24 1B 2-3									3	2	1	0	1	2	0											
22 Andrew McCutchen, R OBP: 0.374, SLG: 0.444	P6									4	0	0	0	0	1	4											
46 Garrett Jones, L OBP: 0.345, SLG: 0.432	G4-3									4	0	1	3	0	0	1											
24 Pedro Alvarez, L OBP: 0.254, SLG: 0.355										4	1	2	2	0	1	1											
41 Ryan Doumit, S OBP: 0.335, SLG: 0.408										4	1	1	0	0	3	2											
19 Ryan Church, L OBP: 0.240, SLG: 0.331										4	1	1	0	0	1	1											
5 Ronny Cedeno, R OBP: 0.260, SLG: 0.311										3	0	0	0	1	1	2											
27 Jeff Karstens, R ERA: 6.27										2	0	0	0	0	1	0											
47 Evan Meek, R ERA: 3.24										0	0	0	0	0	0	0											
24 Delwyn Young, S ERA: 2.08										1	1	1	2	0	0	0											
85 Lastings Milledge, R ERA: 4.7										0	0	0	0	0	0	0											
29 Octavio Dotel, R ERA: 4.28										0	0	0	0	0	0	0											
Inning Stats	R: 2 H: 3 E: 0 K: 1 S: 14	H: 3 LOB: 1 BB: 0 P: 23	R: 0 H: 0 E: 0 K: 1 S: 5	H: 0 LOB: 0 BB: 0 P: 8	R: 0 H: 0 E: 0 K: 2 S: 10	H: 0 LOB: 0 BB: 0 P: 15	R: 0 H: 0 E: 1 K: 1 S: 11	H: 0 LOB: 1 BB: 0 P: 17	R: 0 H: 0 E: 0 K: 0 S: 6	H: 0 LOB: 0 BB: 0 P: 10	R: 0 H: 0 E: 0 K: 1 S: 8	H: 0 LOB: 0 BB: 0 P: 11	R: 6 H: 6 E: 0 K: 2 S: 22	H: 6 LOB: 1 BB: 1 P: 35	R: 0 H: 0 E: 0 K: 2 S: 10	H: 0 LOB: 1 BB: 1 P: 18	1B: 5 2B: 3 3B: 0 HR: 1	SF: 0 SAC: 0 DP: 0 HBP: 0	WP: 0 PB: 0 SB: 1 CS: 0	PA: 36							
PITCHER	IP	WLS	BF	H	R	ER	SO	BB	IBB	HBP	BLK	WP	HR	S	P	ERA	WHIP										
56 Joe Blanton, R ERA: 6.27	6.1	L	4	2	1	1	0	1	0	0	0	0	0	9	19	27.00	9.000										
52 Jose Contreras, R ERA: 3.24	1.0		4	1	2	2	3	0	0	0	0	0	0	13	16	18.00	1.000										
59 Mike Zagurski, L ERA: 2.08	0.1		2	0	0	0	0	1	0	0	0	0	0	2	7	0.00	3.000										

AB	34
R	5
H	9
RBI	5
BB	0
SO	4
LOB	7



AB	34
R	8
H	9
RBI	8
BB	2
SO	10
LOB	12



Batter	1	2	3	4	5	6	7	8	9	AB	R	H	RBI	BB	SO	LOB	TOP			
14 Martín Prado, R OBP: 0.370, SLG: 0.474										4	0	0	0	0	2	0	Atlanta Braves @ Philadelphia Phillies Citizens Bank Park, Philadelphia, PA Mon Jul 05 2010, 7:10 PM - 9:23 PM EDT Att: 45,404 - Clear - 97 F			
4 Omar Infante, R OBP: 0.333, SLG: 0.367										4	0	0	0	0	2	0				
10 Chipper Jones, S OBP: 0.384, SLG: 0.490										4	1	2	1	0	0	0				
16 Brian McCann, L OBP: 0.382, SLG: 0.454										4	0	2	0	0	1	1				
20 Eric Hinske, L OBP: 0.342, SLG: 0.476										2	0	0	0	1	0	2				
53 Melky Cabrera, S OBP: 0.312, SLG: 0.324										3	0	0	0	0	1	2				
19 Yunel Escobar, R OBP: 0.339, SLG: 0.283										3	0	0	0	0	0	0				
1 Grégor Blanco, L OBP: 0.444, SLG: 0.426										3	0	1	0	0	0	0				
32 Derek Lowe, R OBP: 0.185, SLG: 0.160										2	0	0	0	0	0	0				
7 Brooks Conrad, S (8, PH) OBP: 0.316, SLG: 0.529										1	0	0	0	0	1	1				
39 Jonny Venters, L (8, 1)										0	0	0	0	0	0	0				
Inning Stats	R: 1 E: 0 K: 1 S: 10	H: 2 LOB: 1 BB: 0 P: 10	R: 0 E: 0 K: 0 S: 6	H: 0 LOB: 0 BB: 0 P: 9	R: 0 E: 0 K: 0 S: 6	H: 0 LOB: 0 BB: 0 P: 9	R: 0 E: 0 K: 1 S: 10	H: 1 LOB: 1 BB: 0 P: 14	R: 0 E: 0 K: 2 S: 8	H: 1 LOB: 1 BB: 0 P: 11	R: 0 E: 0 K: 0 S: 7	H: 0 LOB: 0 BB: 1 P: 11	R: 0 E: 0 K: 2 S: 7	H: 1 LOB: 0 BB: 0 P: 9	R: 0 E: 0 K: 1 S: 5	H: 0 LOB: 0 BB: 0 P: 6	1B: 2 2B: 2 3B: 0 HR: 1	SF: 0 SAC: 0 DP: 1 HBP: 0	WP: 0 PB: 0 SB: 0 CS: 1	PA: 31
PITCHER 34 Roy Halladay, R ERA: 2.33	IP: 9.0 WLS: W BF: 31	H: 5 R: 1 ER: 1 SO: 7	BB: 1 IBB: 0 HBP: 0 BLK: 0	WP: 0 HR: 1 S: 68 P: 93	ERA: 1.00 WHIP: 0.667	PITCHER											IP: WLS: BF: H: R: ER: SO: BB: IBB: HBP: BLK: WP: HR: S: P: ERA: WHIP			

AB 30
R 1
H 5
RBI 1
BB 1
SO 7
LOB 6

Batter	1	2	3	4	5	6	7	8	9	AB	R	H	RBI	BB	SO	LOB	BOTTOM			
11 Jimmy Rollins, S OBP: 0.364, SLG: 0.473										4	0	0	0	0	0	0	Atlanta Braves @ Philadelphia Phillies Citizens Bank Park, Philadelphia, PA Mon Jul 05 2010, 7:10 PM - 9:23 PM EDT Att: 45,404 - Clear - 97 F			
8 Shane Victorino, S OBP: 0.322, SLG: 0.446										4	0	0	0	0	0	0				
29 Raul Ibanez, L OBP: 0.327, SLG: 0.393										4	0	2	0	0	0	0				
6 Ryan Howard, L OBP: 0.350, SLG: 0.502										4	0	2	0	0	0	1				
28 Jayson Werth, R OBP: 0.371, SLG: 0.531										4	2	2	0	0	0	3				
19 Greg Dobbs, L OBP: 0.245, SLG: 0.299										3	1	2	2	0	0	1				
7 Juan Castro, R OBP: 0.244, SLG: 0.259										1	0	1	1	0	0	0				
21 Wilson Valdez, R OBP: 0.276, SLG: 0.395										4	0	0	0	0	1	4				
4 Dane Sardinha, R OBP: 0.273, SLG: 0.594										2	0	0	0	1	2	2				
34 Roy Halladay, R OBP: 0.102, SLG: 0.102										3	0	0	0	0	3	5				
Inning Stats	R: 0 E: 0 K: 0 S: 7	H: 1 LOB: 1 BB: 0 P: 11	R: 0 E: 0 K: 2 S: 16	H: 2 LOB: 2 BB: 0 P: 25	R: 0 E: 0 K: 0 S: 8	H: 0 LOB: 0 BB: 0 P: 14	R: 0 E: 0 K: 1 S: 12	H: 1 LOB: 3 BB: 1 P: 21	R: 0 E: 0 K: 0 S: 6	H: 0 LOB: 0 BB: 0 P: 11	R: 2 E: 0 K: 2 S: 11	H: 2 LOB: 0 BB: 0 P: 16	R: 0 E: 0 K: 1 S: 5	H: 0 LOB: 0 BB: 0 P: 10	R: 1 E: 0 K: 0 S: 12	H: 3 LOB: 1 BB: 0 P: 17	1B: 8 2B: 0 3B: 0 HR: 1	SF: 0 SAC: 0 DP: 0 HBP: 0	WP: 0 PB: 0 SB: 0 CS: 2	PA: 34
PITCHER 32 Derek Lowe, R ERA: 4.4	IP: 7.0 WLS: L BF: 29	H: 6 R: 2 ER: 2 SO: 6	BB: 1 IBB: 0 HBP: 0 BLK: 0	WP: 0 HR: 1 S: 65 P: 108	ERA: 2.57 WHIP: 1.000	PITCHER											IP: WLS: BF: H: R: ER: SO: BB: IBB: HBP: BLK: WP: HR: S: P: ERA: WHIP			
39 Jonny Venters, L ERA: 1.41	IP: 1.0 WLS: L BF: 5	H: 3 R: 1 ER: 1 SO: 0	BB: 0 IBB: 0 HBP: 0 BLK: 0	WP: 0 HR: 0 S: 12 P: 17	ERA: 9.00 WHIP: 3.000	PITCHER											IP: WLS: BF: H: R: ER: SO: BB: IBB: HBP: BLK: WP: HR: S: P: ERA: WHIP			

AB 33
R 3
H 9
RBI 3
BB 1
SO 6
LOB 16

Batter	1	2	3	4	5	6	7	8	9	10	11	AB	R	H	RBI	BB	SO	LOB	TOP																			
14 Martin Prado, R OBP: 0.372, SLG: 0.482	(1,4) C FF 91 1-1 B FF 92 1-1 X FF 91 1-1 10 BB 25 G4-3 4 B 1B		C CH 84 4-2 B FC 80 4-2 B FF 94 4-2 B FF 96 4-2 F FF 95 4-2 B FF 92 4-2		C FF 93 0-2 C FF 94 0-2 X FF 95 0-2		C FF 92 1-2 B CH 77 1-2 F CH 83 1-2 X FF 95 1-2		C FF 94 1-2 B FF 94 1-2 X FF 96 1-2		B FF 92 1-3 F FF 93 1-3 S FF 92 1-3		5	2	2	1	1	1	0																			
4 Omar Infante, R OBP: 0.335, SLG: 0.368	(1,9) X FF 90 0-0 25 G4-3 10 BB 1-2 1B		B FF 92 1-3 C CH 85 1-3 S CH 84 1-3		F FF 92 1-2 B FF 94 1-2 F FF 94 1-2 F FF 95 1-2 C CH 86 1-2		F FF 93 1-3 B CH 77 1-3 F FF 94 1-3 B CH 81 1-3 C FF 96 1-3		B FF 94 1-0 X SI 92 1-0		P3		5	0	2	0	0	2	1																			
10 Chipper Jones, S OBP: 0.384, SLG: 0.397	(1,5) C FF 93 4-2 S CH 84 4-2 B FF 93 4-2 F FF 93 4-2 B FF 94 4-2 B FF 92 4-2		B CU 76 1-1 S CH 84 1-1 X FF 92 1-1		S FF 93 1-3 T FF 93 1-3 B FF 94 1-3		B FF 94 3-2 C SL 86 3-2 B SL 85 3-2 X SI 94 3-2				X SI 93 0-0		4	0	1	0	1	1	2																			
25 Troy Glaus, R OBP: 0.303, SLG: 0.346 18 Brandon Hicks, R OBP: 0.285, SLG: 0.311 40 Takashi Saito, L OBP: 0.312, SLG: 0.324 34 Eric O'Flaherty, L OBP: 0.299, SLG: 0.360 7 Jose Gload, L OBP: 0.250, SLG: 0.259 53 Melky Cabrera, S OBP: 0.312, SLG: 0.324	(1,3) C FF 91 0-2 B SI 89 0-2 X FC 92 0-2 G4-3		C FF 92 2-2 S CH 83 2-2 B CH 80 2-2 F FF 92 2-2 F FF 93 2-2 X FC 88 2-2		C CH 81 1-1 X FF 92 1-1		X SI 96 0-0				C SI 93 1-1 X SI 92 1-1		4	0	1	0	0	0	2																			
19 Yunel Escobar, R OBP: 0.340, SLG: 0.286	(1,6) S CH 85 0-1 X CH 85 0-1 F9		F FF 93 3-1 F CU 79 3-1 B CH 85 3-1 X FF 92 3-1		C CH 81 1-1 B CH 81 1-1 B CH 82 1-1		C SL 86 0-1 X SI 96 0-1				X SI 92 0-0		5	1	2	0	0	0	3																			
23 Matt Diaz, R OBP: 0.244, SLG: 0.294 13 Billy Wagner, L OBP: 0.250, SLG: 0.100	(1,7) C FF 91 2-2 S CH 83 2-2 B CH 80 2-2 F FF 92 2-2 F FF 93 2-2 X FC 84 2-2		F FF 93 0-1 X FC 89 0-1		F FF 92 0-2 F FF 92 0-2 X FF 93 0-2		C SL 86 0-1 X SI 96 0-1				L SI 91 0-1 X SI 92 0-1		5	2	3	1	0	0	3																			
8 David Ross, R OBP: 0.395, SLG: 0.353 16 Brian McCann, L OBP: 0.380, SLG: 0.450	(1,2) F FF 93 0-3 C CU 79 0-3 F FF 93 0-3 F FF 94 0-3 S CH 80 0-3		C FF 94 0-2 X FF 94 0-2		1 SAFE F FF 92 1-0 F FF 92 1-0 X CH 84 1-0		B FF 91 3-2 B FF 92 3-2 C SI 91 3-2 B SI 93 3-2 X SI 93 3-2				B FF 92 1-3 C FF 92 1-3 F FF 93 1-3 S FF 94 1-3		3	0	1	1	0	1	2																			
1 Grégor Blanco, L OBP: 0.407, SLG: 0.385	(1,8) 1 SAFE F FF 93 1-2 F FF 92 1-2 X CU 81 1-2		X FC 90 0-0				C FF 90 0-3 F FF 90 0-3 S CH 79 0-3				B FF 92 2-3 B SL 85 2-3 C FF 92 2-3 S FF 87 2-3		5	0	0	0	0	3	3																			
49 Jair Jurrjens, R OBP: 0.260, SLG: 0.100 58 Peter Moylan, R OBP: 0.299, SLG: 0.360 39 Jonny Venters, L OBP: 0.289, SLG: 0.385 20 Eric Hinske, L OBP: 0.344, SLG: 0.494	(1,1) C FF 92 2-3 F FF 92 2-3 F FF 93 2-3 B FF 94 2-3 S CH 85 2-3		C FF 90 0-3 F FF 90 0-3 X FC 91 0-3		B FF 92 2-3 F FF 92 2-3 F FF 93 2-3 C FF 95 2-3		B FF 92 0-2 T FF 95 0-2				B FF 92 1-2 F FF 92 1-2 F FF 93 1-2 F FF 94 1-2 X SI 85 1-2		3	0	0	0	0	3	0																			
Inning Stats													R: 1 E: 0 K: 0 S: 11	H: 2 LOB: 1 BB: 1 P: 16	R: 0 E: 0 K: 1 S: 14	H: 1 LOB: 0 BB: 0 P: 17	R: 0 E: 0 K: 2 S: 14	H: 0 LOB: 1 BB: 1 P: 22	R: 1 E: 0 K: 0 S: 12	H: 2 LOB: 1 BB: 0 P: 17	R: 0 E: 0 K: 2 S: 14	H: 1 LOB: 1 BB: 0 P: 16	R: 0 E: 0 K: 0 S: 8	H: 1 LOB: 1 BB: 0 P: 11	R: 1 E: 0 K: 3 S: 14	H: 1 LOB: 0 BB: 0 P: 18	R: 0 E: 0 K: 0 S: 11	H: 2 LOB: 2 BB: 0 P: 17	R: 0 E: 0 K: 2 S: 9	H: 0 LOB: 0 BB: 0 P: 12	R: 0 E: 0 K: 0 S: 4	H: 0 LOB: 0 BB: 0 P: 6	R: 3 E: 0 K: 3 S: 17	H: 3 LOB: 0 BB: 0 P: 22	1B: 9 2B: 2 3B: 0 HR: 2	SF: 0 SAC: 0 DP: 2 HBP: 0	WP: 0 PB: 0 SB: 0 CS: 0	PA: 46
35 Cole Hamels, L ERA: 4.05	(1,1) IP 7.0 WLS 29 BF 8		H 8 R 3 ER 3 SO 8		BB 29 IBB 0 HBP 0 BLK 0		WP 0 HR 0 S 87 P 117		ERA 3.86 WHIP 1.429	PITCHER																												
52 Jose Contreras, R ERA: 3.16	(8,1) 0.2		4		2		0		0		0		0		0	8	11	0.00	3.000	59 Mike Zagurski, L ERA: 3.38																		
16 J.C. Romero, L ERA: 2.12	(8,1) 0.1		1		0		0		0		0		0		0	3	6	0.00	0.000																			
54 Brad Lidge, R ERA: 4.85	(9,1) 1.0		3		0		0		0		0		0		9	12	0.00	0.000																				
57 David Herndon, R ERA: 4.08	(10,1) 1.0		L 5		2		2		2		0		0		0	0	7	9	18.00	2.000																		

Atlanta Braves @ Philadelphia Phillies
Citizens Bank Park, Philadelphia, PA
Tue Jul 06 2010, 7:08 PM - 10:38 PM EDT
Att: 44,715 - Cloudy - 99 F

AB 44
R 6
H 13
RBI 5
BB 2
SO 13
LOB 19



Batter	1	2	3	4	5	6	7	8	9	10	11	AB	R	H	RBI	BB	SO	LOB	BOTTOM																	
11 Jimmy Rollins, S OBP: 0.357, SLG: 0.454	(1,6) C FF 90 4-2 B SI 89 4-2 B FF 90 4-2 C CH 84 4-2 B SI 91 4-2 B FF 89 4-2		C SI 88 0-1 X SI 89 0-1		B CH 82 1-0 X SL 81 1-0		B SL 83 2-1 B SL 82 2-1 C FF 92 2-1 X SL 82 2-1				F FF 94 2-2 B FF 95 2-2 C SL 81 2-2 X SL 82 2-2		4	1	0	0	1	0	0																	
8 Shane Victorino, S OBP: 0.321, SLG: 0.442	(1,8) 1 SAFE 1 SAFE C SL 80 C SI 93 T SI 93		C CH 84 1-3 F CH 85 1-3 S SL 80 1-3		X SI 92 0-0		B FF 92 2-0 X FF 92 2-0				C SL 81 0-2 X SL 81 0-2		5	0	1	0	0	2	1																	
29 Raul Ibanez, L OBP: 0.328, SLG: 0.401	(1,7) B SI 91 1-2 C FF 92 1-2 X SI 94 1-2				C FF 92 1-1 X CH 83 1-1		B SI 90 4-2 B SI 89 4-2 C FF 90 4-2 S CH 84 4-2 F FF 91 4-2 B CH 85 4-2				B SL 87 2-3 C FF 94 2-3 B SI 90 2-3 B SI 90 2-3 S FF 94 2-3		4	2	1	2	1	2	1																	
6 Ryan Howard, L OBP: 0.349, SLG: 0.505	(1,3) C FF 93 2-2 B SI 81 2-2 B CH 82 2-2 F CH 85 2-2 X SI 92 2-2				B SL 83 3-2 B CH 83 3-2 C SL 84 3-2 B FF 92 3-2 F CH 85 3-2 X SL 78 3-2		C SI 93 3-2 B SI 93 3-2 X FF 93 3-2				C SI 93 1-1 X FF 93 1-1		4	0	1	1	0	0	0																	
28 Jayson Werth, R OBP: 0.366, SLG: 0.523	(1,9) B SI 91 3-2 C SI 91 3-2 S SL 83 3-2 B CH 84 3-2 B CH 86 3-2 X CH 85 3-2				B SI 92 2-1 B SL 84 2-1 C SL 81 2-1		B SI 92 2-3 B SL 80 2-3 C SL 81 2-3				X FF 95 0-0		4	0	0	0	0	1	1																	
19 Greg Dobbs, L OBP: 0.250, SLG: 0.295 10 Ben Francisco, R OBP: 0.299, SLG: 0.360 7 Juan Castro, R OBP: 0.250, SLG: 0.259	(1,5) F SI 89 0-1 X CH 84 0-1				B SI 91 4-1 B SI 81 4-1 S CH 84 4-1 B SL 80 4-1		B SI 95 2-1 B SI 95 2-1 C SI 93 2-1 X SI 95 2-1				B FF 96 4-1 B FF 95 4-1 B FF 96 4-1 B FF 95 4-1		1	0	0	0	1	0	0																	
21 Wilson Valdez, R OBP: 0.269, SLG: 0.385	(1,4) B FF 91 1-0 X SI 90 1-0				B FF 91 2-2 1 SAFE F FF 90 2-2 F FF 90 2-2 X FF 92 2-2		B FF 95 1-0 X SI 95 1-0				C FF 96 2-2 1 SAFE S FC 80 B FC 96 X FC 91		4	0	0	0	0	3																		
4 Dane Sardinha, R OBP: 0.243, SLG: 0.528	(1,2) C SI 92 1-3 B CH 84 1-3 S SL 85 1-3				C SL 83 0-3 S SL 82 0-3		B FF 95 0-2 X SL 83 0-2				B FC 89 1-0 X FF 94 1-0		4	0	0	0	0	2	1																	
35 Cole Hamels, L ERA: 5.4 52 Jose Contreras, R ERA: 3.16 16 J.C. Romero, S ERA: 2.12 3 Ross Gload, L OBP: 0.250, SLG: 0.259 54 Brad Lidge, R ERA: 4.85 57 David Herndon, R ERA: 4.08 59 Mike Zagurski, L ERA: 3.38 12 Cody Ransom, R ERA: 3.03	(1,1) C FF 90 0-1 B SI 89 0-1 X SL 78 0-1				C SI 88 0-2 X SL 81 0-2		C SI 88 0-2 X SL 78 0-2				B FF 94 3-2 F FF 93 3-2 C FF 94 3-2 S SL 83 3-2 B SL 82 3-2 X SI 93 3-2		2	0	0	0	0	0	0																	
Inning Stats													R: 2 E: 0 K: 1 S: 17	H: 1 LOB: 0 BB: 1 P: 28	R: 0 E: 0 K: 1 S: 6	H: 0 LOB: 0 BB: 0 P: 8	R: 0 E: 0 K: 1 S: 6	H: 0 LOB: 0 BB: 0 P: 7	R: 0 E: 0 K: 0 S: 7	H: 0 LOB: 0 BB: 0 P: 13	R: 0 E: 0 K: 0 S: 5	H: 0 LOB: 0 BB: 0 P: 6	R: 1 E: 0 K: 1 S: 13	H: 1 LOB: 1 BB: 1 P: 25	R: 0 E: 0 K: 0 S: 8	H: 0 LOB: 0 BB: 0 P: 11	R: 0 E: 0 K: 1 S: 7	H: 0 LOB: 0 BB: 0 P: 12	R: 0 E: 0 K: 0 S: 6	H: 0 LOB: 1 BB: 1 P: 13	R: 0 E: 0 K: 1 S: 13	H: 1 LOB: 1 BB: 0 P: 20	1B: 1 2B: 0 3B: 1 HR: 1	SF: 0 SAC: 0 DP: 1 HBP: 0	WP: 0 PB: 0 SB: 1 CS: 0	PA: 39
49 Jair Jurrjens, R ERA: 5.4	(1,1) IP 6.0 WLS 22 BF 22		H 2 R 3 ER 3 SO 4		BB 3 IBB 0 HBP 0 BLK 0		WP 0 HR 1 S 55 P 89		ERA 4.50 WHIP 0.833	PITCHER																										
58 Peter Moylan, R ERA: 2.97	(7,1) 0.1		1		0		0		0		0		0		3	5	0.00	0.000	43 Jesse Chavez, R ERA: 5.63																	
39 Jonny Venters, L ERA: 1.38	(7,1) 0.2		2		0		0		0		0		0		3	6	0.00	0.000	13 Billy Wagner, L ERA: 1.31																	
40 Takashi Saito, R ERA: 3.45	(8,1) 1.0		3		0		0		0		0		0		8	11	0.00	0.000																		
34 Eric O'Flaherty, L ERA: 2.32	(9,1) 1.0		3		0		0		0		1		0		7	12	0.00	0.000																		

Atlanta Braves @ Philadelphia Phillies
Citizens Bank Park, Philadelphia, PA
Tue Jul 06 2010, 7:08 PM - 10:38 PM EDT
Att: 44,715 - Cloudy - 99 F

AB 35
R 3
H 3
RBI 3
BB 4
SO 7
LOB 8



Batter	1	2	3	4	5	6	7	8	9	AB	R	H	RBI	BB	SO	LOB	TOP							
14 Martín Prado, R OBP: 0.375, SLG: 0.500	1-1 HR		3-1 F7			3-2 HR	0-2 10 F8 10 PB 1B		0-0 P4	5	2	3	2	0	0	1								
4 Omar Infante, R OBP: 0.337, SLG: 0.369	2-3 K			0-1 1B		2-1 10 2B 16 2B 1B	1-1 F9		0-1 G6-3	5	1	2	0	0	1	2								
10 Chipper Jones, S OBP: 0.382, SLG: 0.399	3-2 F8			1 SAFE P4		0-0 16 2B 2B	0-0 F8			4	1	1	0	0	0	2								
25 Troy Glaus, R OBP: 0.361, SLG: 0.451	1-3 K			1-0 F8		4-2 16 2B BB	0-0 F9			3	1	0	0	1	1	2								
16 Brian McCann, L OBP: 0.378, SLG: 0.451		2-2 G4-3		1 SAFE L8		1-0 23 HR 2B		0-3 K		4	1	1	3	0	1	1								
23 Matt Diaz, R OBP: 0.245, SLG: 0.326	1-0 G1-3				2-2 L7	2-2 HR		0-1 G2-3		4	1	1	2	0	0	0								
1 Grégor Blanco, L OBP: 0.407, SLG: 0.385						2-H				0	0	0	0	0	0	0								
19 Yunel Escobar, R OBP: 0.336, SLG: 0.281	2-1 F7				0-1 F9	3-1 G1-3		0-2 F7		4	0	0	0	0	0	0								
53 Melky Cabrera, S OBP: 0.314, SLG: 0.335			1-2 G1-3		2-1 F9	0-0 2B		3-2 2B		4	0	2	0	0	0	0								
54 Kris Medlen, S OBP: 0.280, SLG: 0.227			0-0 G5-3					0-3 K		3	0	0	0	0	2	1								
39 Jonny Venters, L ERA: 4.5										0	0	0	0	0	0	0								
40 Takashi Saito, L ERA: 3.75										0	0	0	0	0	0	0								
20 Eric Hinske, L OBP: 0.342, SLG: 0.491										1	0	0	0	0	1	1								
13 Billy Wagner, R ERA: 3.04										0	0	0	0	0	0	0								
Inning Stats	R: 1 E: 0 K: 2 S: 12	H: 1 LOB: 0 BB: 0 P: 19	R: 0 E: 0 K: 0 S: 6	H: 0 LOB: 0 BB: 0 P: 11	R: 0 E: 0 K: 0 S: 6	H: 0 LOB: 0 BB: 0 P: 10	R: 0 E: 0 K: 0 S: 7	H: 1 LOB: 1 BB: 0 P: 8	R: 0 E: 0 K: 0 S: 7	H: 0 LOB: 0 BB: 0 P: 11	R: 6 E: 0 K: 2 S: 26	H: 6 LOB: 1 BB: 1 P: 45	R: 0 E: 0 K: 0 S: 9	H: 1 LOB: 0 BB: 0 P: 12	R: 0 E: 0 K: 1 S: 10	H: 0 LOB: 0 BB: 0 P: 10	R: 0 E: 0 K: 1 S: 12	H: 1 LOB: 1 BB: 0 P: 15	1B: 3 2B: 4 3B: 0 HR: 3	SF: 0 SAC: 0 DP: 0 HBP: 0	WP: 0 PB: 1 SB: 0 CS: 0	PA: 38		
PITCHER	IP 5.1	WLS L	BF 24	H 7	R 7	ER 7	SO 3	BB 1	IBB 0	HBP 0	BLK 0	WP 0	HR 3	S 56	P 92	ERA 11.81	WHIP 1.500							
50 Jamie Moyer, L ERA: 4.51																								
55 Dany's Baez, R ERA: 4.5	0.2	3	1	0	0	1	0	0	0	0	0	0	0	8	12	0.00	1.500							
44 Nelson Figueroa, R ERA: 3.75	2.0	7	1	0	0	1	0	0	0	0	0	0	0	19	22	0.00	0.500							
52 Jose Contreras, R ERA: 3.04	1.0	4	1	0	0	1	0	0	0	0	0	0	0	12	15	0.00	1.000							

Atlanta Braves @ Philadelphia Phillies
Citizens Bank Park, Philadelphia, PA
Wed Jul 07 2010, 7:09 PM - 10:01 PM EDT
Att. 44,282 - Clear - 96 F

livebaseballscorecards.com

Braves

AB 37
R 7
H 10
RBI 7
BB 1
SO 6
LOB 10

Batter	1	2	3	4	5	6	7	8	9	AB	R	H	RBI	BB	SO	LOB	BOTTOM							
11 Jimmy Rollins, S OBP: 0.358, SLG: 0.471	0-0 28 HBP 2B	2-0 2H 2B			0-0 F8		2-1 G3-1		0-1 F7	5	0	2	1	0	0	0								
8 Shane Victorino, S OBP: 0.319, SLG: 0.448	0-0 B1-3	0-1 G4-3			0-3 K		1-0 HR		2-3 K	5	1	1	1	0	2	2								
29 Raul Ibanez, L OBP: 0.329, SLG: 0.397	4-1 28 HBP BB		1-1 G3-1		4-2 6 HR BB		2-2 P4		2-3 K	3	1	0	0	2	1	0								
6 Ryan Howard, L OBP: 0.351, SLG: 0.514	1-3 K		2-2 1B		1 SAFE HR		3-2 L7		1-2 G6-3	4	1	2	2	0	1	2								
28 Jayson Werth, R OBP: 0.365, SLG: 0.518	1-1 HBP		1-1 F9		0-0 G4-3		1-2 G6-3			3	0	0	0	0	0	1								
19 Greg Dobbs, L OBP: 0.260, SLG: 0.304	0-2 G6-3		1-1 P5		1-1 21 G3-6-3 10 1B 1B		1-0 10 1B 1B			4	1	2	0	0	0	4								
21 Wilson Valdez, R OBP: 0.270, SLG: 0.390	1-1 G5-3				0-2 G5-3		0-1 G3-6-3		0-1 10 1B 1B	3	1	1	0	0	0	1								
44 Nelson Figueroa, R OBP: 0.500, SLG: 0.750							1-2 1B			0	0	0	0	0	0	0								
3 Ross Gload, L OBP: 0.281, SLG: 0.426			11 2B 2B							1	0	1	0	0	0	0								
52 Jose Contreras, R ERA: 1.36										0	0	0	0	0	0	0								
4 Dane Sardinha, R OBP: 0.225, SLG: 0.487	1-3 K		2-2 G5-3		1-3 K		2-2 1B		2-2 1B	3	0	0	0	0	2	1								
10 Ben Francisco, R OBP: 0.306, SLG: 0.387										1	0	1	1	0	0	0								
23 Brian Schneider, L OBP: 0.347, SLG: 0.381										0	0	0	0	0	0	0								
50 Jamie Moyer, L OBP: 0.143, SLG: 0.077	1-3 K		2-0 G6-3				1-0 G4-3		2-2 P4	2	0	0	0	0	1	1								
55 Dany's Baez, R ERA: 1.27										0	0	0	0	0	0	0								
7 Juan Castro, R OBP: 0.246, SLG: 0.254										2	0	0	0	0	0	2								
Inning Stats	R: 0 E: 0 K: 1 S: 10	H: 1 LOB: 3 BB: 1 P: 16	R: 1 E: 0 K: 2 S: 12	H: 2 LOB: 1 BB: 0 P: 17	R: 0 E: 0 K: 0 S: 9	H: 1 LOB: 1 BB: 0 P: 14	R: 0 E: 0 K: 0 S: 7	H: 0 LOB: 0 BB: 0 P: 11	R: 2 E: 0 K: 1 S: 8	H: 1 LOB: 0 BB: 0 P: 13	R: 0 E: 0 K: 1 S: 7	H: 1 LOB: 0 BB: 0 P: 9	R: 1 E: 0 K: 0 S: 7	H: 1 LOB: 0 BB: 0 P: 13	R: 1 E: 0 K: 0 S: 19	H: 3 LOB: 2 BB: 0 P: 28	R: 0 E: 0 K: 2 S: 8	H: 0 LOB: 0 BB: 0 P: 12	1B: 5 2B: 3 3B: 0 HR: 2	SF: 0 SAC: 0 DP: 1 HBP: 1	WP: 0 PB: 0 SB: 0 CS: 0	PA: 39		
PITCHER	IP 6.2	WLS W	BF 29	H 7	R 4	ER 4	SO 4	BB 2	IBB 0	HBP 1	BLK 0	WP 0	HR 2	S 57	P 88	ERA 5.40	WHIP 1.350							
54 Kris Medlen, R ERA: 3.19																								
39 Jonny Venters, L ERA: 1.36	0.2	H	2	0	0	0	0	0	0	0	0	7	12	0.00	0.000									
40 Takashi Saito, R ERA: 3.66	0.2	H	5	3	1	1	0	0	0	0	0	15	21	13.50	4.500									
13 Billy Wagner, L ERA: 1.27	1.0	S	3	0	0	0	2	0	0	0	0	8	12	0.00	0.000									

Atlanta Braves @ Philadelphia Phillies
Citizens Bank Park, Philadelphia, PA
Wed Jul 07 2010, 7:09 PM - 10:01 PM EDT
Att. 44,282 - Clear - 96 F

livebaseballscorecards.com

Phillies


AB 36
R 5
H 10
RBI 5
BB 2
SO 7
LOB 14

Batter	1	2	3	4	5	6	7	8	9	10	11	12	AB	R	H	RBI	BB	SO	LOB	TOP				
4 Brandon Phillips, R OBP: 0.359, SLG: 0.494	G6-3		F8			G5-3		K		G4-3			5	0	0	0	0	1	2					
2 Orlando Cabrera, R OBP: 0.287, SLG: 0.333	G6-3		G6-3			P4		G4-3		K			5	0	0	0	0	1	3					
19 Joey Votto, L OBP: 0.417, SLG: 0.595	HR		F8										5	2	2	1	0	2	0					
27 Scott Rolen, R OBP: 0.359, SLG: 0.552	G5-3		G5-3										4	0	0	0	1	0	0					
32 Jay Bruce, L OBP: 0.347, SLG: 0.456	F8												5	0	1	0	0	1	2					
17 Jayson Werth, L OBP: 0.352, SLG: 0.457	K												2	0	0	0	0	1	1					
40 Nick Masset, R ERA: 5.54	K												0	0	0	0	0	0	0					
53 Arthur Rhodes, L ERA: 1.04	K												0	0	0	0	0	0	0					
45 Bill Bray, L ERA: 3.86	K												0	0	0	0	0	0	0					
66 Logan Ondrusek, R ERA: 4.5	K												1	0	0	0	0	0	0					
6 Drew Stubbs, R OBP: 0.312, SLG: 0.406	K												5	1	1	0	0	1	2					
37 Corky Miller, R OBP: 0.241, SLG: 0.327	K												4	0	2	0	0	1	0					
47 Johnny Cueto, R OBP: 0.133, SLG: 0.133	G4-3												1	0	0	0	0	0	0					
28 Chris Heisey, R OBP: 0.368, SLG: 0.569	G4-3												2	0	0	0	0	1	2					
Inning Stats	R: 1 E: 0 K: 0 S: 8	H: 1 LOB: 0 BB: 13	R: 0 E: 0 K: 2 S: 9	H: 0 LOB: 0 BB: 16	R: 0 E: 0 K: 1 S: 8	H: 0 LOB: 0 BB: 11	R: 0 E: 0 K: 0 S: 8	H: 0 LOB: 0 BB: 13	R: 0 E: 0 K: 0 S: 4	H: 1 LOB: 0 BB: 5	R: 0 E: 0 K: 0 S: 7	H: 0 LOB: 0 BB: 8	R: 0 E: 0 K: 2 S: 8	H: 2 LOB: 1 BB: 15	R: 0 E: 0 K: 0 S: 10	H: 0 LOB: 0 BB: 12	R: 0 E: 0 K: 2 S: 9	H: 0 LOB: 0 BB: 13	R: 0 E: 0 K: 0 S: 9	H: 0 LOB: 0 BB: 13	1B: 3 2B: 4 3B: 0 HR: 1	SF: 0 SAC: 1 DP: 2 HBP: 0	WP: 1 PB: 0 SB: 0 CS: 0	PA: 43
PITCHER	IP WLS BF H R ER SO BB IBB HBP BLK WP HR S P ERA WHIP	38 Kyle Kendrick, R ERA: 4.49	16 J.C. Romero, L ERA: 2.08	46 Ryan Madson, R ERA: 7.2	54 Brad Lidge, R ERA: 5.14	52 Jose Contreras, R ERA: 2.53	PITCHER	IP WLS BF H R ER SO BB IBB HBP BLK WP HR S P ERA WHIP	44 Nelson Figueroa, R ERA: 3.46	2.0 L 6 2 0 0 0 0 0 0 0 0 0 0 0 0 0 0 0.00 0.000														

Cincinnati Reds @ Philadelphia Phillies
Citizens Bank Park, Philadelphia, PA
Thu Jul 08 2010, 7:10 PM - 10:52 PM EDT
Att. 45,086 - Cloudy - 86 F

livebaseballscorecards.com

AB 41
R 3
H 7
RBI 2
BB 1
SO 10
LOB 12




Batter	1	2	3	4	5	6	7	8	9	10	11	12	AB	R	H	RBI	BB	SO	LOB	BOTTOM		
11 Jimmy Rollins, S OBP: 0.352, SLG: 0.457	P6		8B BB			F8		SF7		G4-3			3	1	0	1	1	0	2			
8 Shane Victorino, S OBP: 0.325, SLG: 0.460	HR		E1 2B PO 1B					F8					4	1	3	1	1	0	1			
29 Raul Ibanez, L OBP: 0.327, SLG: 0.394	G3		PO			G4-6-3							5	0	1	0	0	1	2			
6 Ryan Howard, L OBP: 0.346, SLG: 0.506	F8												5	0	0	0	0	1	2			
28 Jayson Werth, R OBP: 0.365, SLG: 0.514	G5-3		G6-3										4	0	1	0	1	0	1			
19 Greg Dobbs, L OBP: 0.252, SLG: 0.295	P1												3	0	0	0	0	0	2			
7 Juan Castro, R OBP: 0.250, SLG: 0.252	P5												1	0	0	0	1	0	2			
21 Wilson Valdez, R OBP: 0.274, SLG: 0.402	K												5	1	2	0	0	1	0			
23 Brian Schneider, L OBP: 0.338, SLG: 0.412	K												5	1	1	1	0	2	2			
38 Kyle Kendrick, R ERA: 4.49	K												2	0	0	0	0	1	0			
40 Nick Masset, R ERA: 5.54	K												0	0	0	0	0	0	0			
53 Arthur Rhodes, L ERA: 1.04	K												0	0	0	0	0	0	0			
45 Bill Bray, L ERA: 3.86	K												0	0	0	0	0	0	0			
66 Logan Ondrusek, R ERA: 4.5	K												0	0	0	0	0	0	0			
Inning Stats	R: 1 E: 0 K: 0 S: 11	H: 1 LOB: 0 BB: 18	R: 0 E: 0 K: 1 S: 10	H: 0 LOB: 0 BB: 15	R: 1 E: 1 K: 2 S: 11	H: 1 LOB: 1 BB: 21	R: 0 E: 0 K: 0 S: 11	H: 1 LOB: 0 BB: 15	R: 0 E: 0 K: 0 S: 7	H: 0 LOB: 0 BB: 9	R: 0 E: 0 K: 0 S: 9	H: 1 LOB: 0 BB: 13	R: 0 E: 0 K: 0 S: 13	H: 1 LOB: 2 BB: 26	R: 0 E: 0 K: 0 S: 7	H: 1 LOB: 2 BB: 14	R: 1 E: 0 K: 0 S: 4	H: 1 LOB: 0 BB: 4	1B: 5 2B: 0 3B: 1 HR: 2	SF: 1 SAC: 0 DP: 2 HBP: 0	WP: 0 PB: 0 SB: 1 CS: 1	PA: 45
PITCHER	IP WLS BF H R ER SO BB IBB HBP BLK WP HR S P ERA WHIP	47 Johnny Cueto, R ERA: 3.42	40 Nick Masset, R ERA: 5.54	53 Arthur Rhodes, L ERA: 1.04	45 Bill Bray, L ERA: 3.86	66 Logan Ondrusek, R ERA: 4.5	PITCHER	IP WLS BF H R ER SO BB IBB HBP BLK WP HR S P ERA WHIP	62 Jordan Smith, R ERA: 4.15	1.1 L 7 2 1 1 0 0 0 0 0 0 0 0 0 0 0 0 0.00 1.500												

Cincinnati Reds @ Philadelphia Phillies
Citizens Bank Park, Philadelphia, PA
Thu Jul 08 2010, 7:10 PM - 10:52 PM EDT
Att. 45,086 - Cloudy - 86 F

livebaseballscorecards.com


AB 37
R 4
H 8
RBI 3
BB 6
SO 6
LOB 14



Batter	1	2	3	4	5	6	7	8	9	10	AB	R	H	RBI	BB	SO	LOB	TOP								
4 Brandon Phillips, R OBP: 0.359, SLG: 0.480	E6 19 1B 31 HR	K		G3		1B	FC6-4		BB		5	1	1	0	1	1	5									
2 Orlando Cabrera, R OBP: 0.282, SLG: 0.327	F9	F9		K		G5-3		G5-3	G1-3		6	0	0	0	0	1	7									
7 Paul Janish, R OBP: 0.390, SLG: 0.460											0	0	0	0	0	0	0									
19 Joey Votto, L OBP: 0.421, SLG: 0.593	31 HR 1B	31 1B BB				BB		F8		K	3	1	1	0	3	1	0									
31 Jonny Gomes, R OBP: 0.337, SLG: 0.485						BB					5	2	3	4	0	1	2									
6 Drew Stubbs, R OBP: 0.311, SLG: 0.404	HR	1B		32 1B 43 2B		K		G5-3		K	1	0	0	0	0	1	0									
32 Jay Bruce, L OBP: 0.344, SLG: 0.451	E3 43 FB	K		43 2B 1B				G3			6	1	1	0	0	1	3									
43 Miguel Cairo, R OBP: 0.339, SLG: 0.404	F8			28 G6-4-3 1B				G4-3			5	0	3	2	0	0	1									
28 Chris Heisey, R OBP: 0.383, SLG: 0.565	K			G6-4-3		2B		44 BB 28 1B 1B			4	1	2	0	1	1	2									
37 Corky Miller, R OBP: 0.254, SLG: 0.321				K2-3		1B		44 BB 1B		37 HBP 44 BB BB	4	1	1	0	0	3	3									
44 Mike Leake, R OBP: 0.450, SLG: 0.417				19 BB 31 1B 44 1B 1B		K		K		4 BB 44 1B HBP	4	0	3	1	1	1	0									
48 Francisco Cordero, R OBP: 0.390, SLG: 0.460				K				4 1B 1B		4 BB 1B	0	0	0	0	0	0	0									
53 Arthur Rhodes, L OBP: 0.390, SLG: 0.460								4 1B 1B		4 BB 1B	0	0	0	0	0	0	0									
Inning Stats	R: 3 E: 2 K: 1 S: 16	H: 2 LOB: 1 BB: 0 P: 21	R: 1 E: 0 K: 2 S: 17	H: 3 LOB: 3 BB: 1 P: 26	R: 0 E: 0 K: 1 S: 8	H: 1 LOB: 0 BB: 0 P: 9	R: 0 E: 0 K: 2 S: 10	H: 0 LOB: 0 BB: 0 P: 14	R: 2 E: 0 K: 1 S: 17	H: 4 LOB: 1 BB: 1 P: 27	R: 0 E: 0 K: 1 S: 12	H: 2 LOB: 2 BB: 1 P: 19	R: 0 E: 0 K: 1 S: 19	H: 2 LOB: 3 BB: 1 P: 31	R: 0 E: 0 K: 0 S: 7	H: 0 LOB: 0 BB: 0 P: 12	R: 1 E: 0 K: 0 S: 14	H: 1 LOB: 3 BB: 2 P: 30	R: 0 E: 0 K: 2 S: 8	H: 0 LOB: 0 BB: 0 P: 11	1B: 13 2B: 1 3B: 0 HR: 1	SF: 0 SAC: 0 DP: 1 HBP: 1	WP: 0 PB: 0 SB: 0 CS: 0	PA: 50		
PITCHER	IP 5.1	WLS 28	H 12	R 6	ER 5	SO 7	BB 2	IBB 0	HBP 0	BLK 0	WP 0	HR 1	S 72	P 102	ERA 8.44	WHIP 2.625										
56 Joe Blanton, R ERA: 6.41	(1.1)	5.1	28	12	6	5	7	2	0	0	0	1	72	102	8.44	2.625										
57 David Herndon, R ERA: 3.86	(6.1)	1.2	9	2	0	0	2	2	0	0	0	0	27	45	0.00	2.400										
55 Danyls Baez, R ERA: 4.45	(8.1)	1.0	3	0	0	0	0	0	0	0	0	0	7	12	0.00	0.000										
16 J.C. Romero, L ERA: 2.45	(9.1)	1.0	7	1	1	1	0	2	0	1	0	0	14	30	9.00	3.000										
46 Ryan Madson, R ERA: 6.55	(10.1)	1.0	W	3	0	0	2	0	0	0	0	0	8	11	0.00	0.000										

Cincinnati Reds @ Philadelphia Phillies
Citizens Bank Park, Philadelphia, PA
Fri Jul 09 2010, 7:09 PM - 10:11 PM EDT
Att. 45,029 - Partly Cloudy - 85 F

AB 43
R 7
H 15
RBI 7
BB 6
SO 11
LOB 23



Batter	1	2	3	4	5	6	7	8	9	10	AB	R	H	RBI	BB	SO	LOB	BOTTOM								
11 Jimmy Rollins, S OBP: 0.354, SLG: 0.450	29 2B 1B		F8			F9		G3-1			4	0	1	0	1	0	0									
8 Shane Victorino, S OBP: 0.324, SLG: 0.459	F7		G3-1			G6-3					5	1	1	0	0	0	2									
29 Raul Ibanez, L OBP: 0.331, SLG: 0.404	2B			6 1B 28 SF7 1B		G4-3			F8		5	2	3	0	0	0	1									
6 Ryan Howard, L OBP: 0.352, SLG: 0.518	FC6-4 HBP							K		28 1B 19 HR 1B	4	2	3	3	0	1	0									
28 Jayson Werth, R OBP: 0.367, SLG: 0.516	FC6-4			SF7				1B		19 HR 1B	3	1	2	1	0	0	2									
19 Greg Dobbs, L OBP: 0.252, SLG: 0.323		F7		K				K		HR	4	1	1	3	0	2	1									
23 Brian Schneider, L OBP: 0.321, SLG: 0.389		F8						P6		F8	4	0	0	0	0	0	1									
7 Juan Castro, R OBP: 0.244, SLG: 0.246										12 HR BB	3	0	0	0	0	0	0									
10 Ben Francisco, R OBP: 0.320, SLG: 0.387						G4-3					0	1	0	0	1	0	0									
46 Ryan Madson, L OBP: 0.390, SLG: 0.460											0	0	0	0	0	0	0									
56 Joe Blanton, R ERA: 6.41	(1.1)	5.1	28	12	6	5	7	2	0	0	0	1	72	102	8.44	2.625										
57 David Herndon, R ERA: 3.86	(6.1)	1.2	9	2	0	0	2	2	0	0	0	0	27	45	0.00	2.400										
55 Danyls Baez, R ERA: 4.45	(8.1)	1.0	3	0	0	0	0	0	0	0	0	0	7	12	0.00	0.000										
16 J.C. Romero, L ERA: 2.45	(9.1)	1.0	7	1	1	1	0	2	0	1	0	0	14	30	9.00	3.000										
46 Ryan Madson, R ERA: 6.55	(10.1)	1.0	W	3	0	0	2	0	0	0	0	0	8	11	0.00	0.000										
PITCHER	IP 8.1	WLS 33	H 15	R 5	ER 5	SO 3	BB 0	IBB 0	HBP 1	BLK 0	WP 0	HR 1	S 67	P 101	ERA 5.40	WHIP 1.080										
44 Mike Leake, R ERA: 3.53	(1.1)	8.1	33	15	5	3	0	0	1	0	0	1	67	101	5.40	1.080										
48 Francisco Cordero, R ERA: 2.2	(9.1)	0.2	5	1	2	0	2	0	0	0	0	1	8	18	27.00	4.500										
53 Arthur Rhodes, L ERA: 1.56	(10.1)	0.0	L	2	2	2	0	0	0	0	0	1	3	7												
Inning Stats	R: 0 E: 0 K: 0 S: 8	H: 2 LOB: 2 BB: 0 P: 12	R: 0 E: 0 K: 0 S: 5	H: 0 LOB: 0 BB: 0 P: 6	R: 0 E: 0 K: 0 S: 6	H: 0 LOB: 0 BB: 0 P: 9	R: 1 E: 0 K: 1 S: 8	H: 2 LOB: 0 BB: 0 P: 13	R: 0 E: 0 K: 0 S: 6	H: 0 LOB: 0 BB: 0 P: 6	R: 0 E: 0 K: 0 S: 8	H: 0 LOB: 1 BB: 0 P: 13	R: 0 E: 0 K: 2 S: 12	H: 1 LOB: 1 BB: 0 P: 17	R: 0 E: 0 K: 0 S: 4	H: 0 LOB: 0 BB: 0 P: 8	R: 6 E: 0 K: 0 S: 18	H: 5 LOB: 1 BB: 2 P: 35	R: 2 E: 0 K: 0 S: 3	H: 2 LOB: 0 BB: 0 P: 7	1B: 6 2B: 3 3B: 0 HR: 3	SF: 1 SAC: 0 DP: 0 HBP: 1	WP: 0 PB: 0 SB: 0 CS: 0	PA: 40		

Cincinnati Reds @ Philadelphia Phillies
Citizens Bank Park, Philadelphia, PA
Fri Jul 09 2010, 7:09 PM - 10:11 PM EDT
Att. 45,029 - Partly Cloudy - 85 F

AB 36
R 9
H 12
RBI 9
BB 2
SO 3
LOB 7



Batter	1	2	3	4	5	6	7	8	9	AB	R	H	RBI	BB	SO	LOB	TOP					
4 Brandon Phillips, R OBP: 0.351, SLG: 0.469										4	0	0	0	0	1	2	Cincinnati Reds @ Philadelphia Phillies Citizens Bank Park, Philadelphia, PA Sun Jul 11 2010, 1:41 PM - 4:16 PM EDT Att: 44,913 - Sunny - 86 F					
7 Paul Janish, R OBP: 0.397, SLG: 0.463										4	0	2	0	0	1	0						
19 Joey Votto, L OBP: 0.422, SLG: 0.589										3	0	1	0	1	0	1						
27 Scott Rolen, R OBP: 0.361, SLG: 0.548										2	0	0	0	2	0	1						
31 Jonny Gomes, R OBP: 0.330, SLG: 0.471										3	0	0	0	1	1	5						
53 Arthur Rhodes, L (8, 1)										0	0	0	0	0	0	0						
32 Jay Bruce, L OBP: 0.338, SLG: 0.446										4	0	0	0	0	1	5						
6 Drew Stubbs, R OBP: 0.310, SLG: 0.399										4	0	1	0	0	1	0						
37 Corky Miller, R OBP: 0.274, SLG: 0.328										2	0	1	0	0	0	1						
43 Miguel Cairo, R OBP: 0.265, SLG: 0.417										1	0	0	0	0	0	0						
56 Matt Maloney, L OBP: 0.333, SLG: 0.333										1	0	0	0	0	0	0						
28 Chris Heisey, R OBP: 0.378, SLG: 0.557										1	0	0	0	0	0	1						
40 Nick Masset, R (7, 1)										0	0	0	0	0	0	0						
17 Laynce Nix, L OBP: 0.268, SLG: 0.411										0	0	0	0	0	0	0						
Inning Stats	R: 0 E: 0 K: 2 S: 8	H: 0 LOB: 0 BB: 0 P: 13	R: 0 E: 0 K: 1 S: 9	H: 0 LOB: 0 BB: 0 P: 15	R: 0 E: 0 K: 0 S: 13	H: 1 LOB: 1 BB: 0 P: 20	R: 0 E: 0 K: 0 S: 9	H: 1 LOB: 2 BB: 2 P: 19	R: 0 E: 0 K: 0 S: 7	H: 2 LOB: 1 BB: 0 P: 9	R: 0 E: 0 K: 0 S: 9	H: 1 LOB: 2 BB: 1 P: 15	R: 0 E: 0 K: 0 S: 6	H: 0 LOB: 0 BB: 0 P: 9	R: 0 E: 0 K: 0 S: 12	H: 1 LOB: 2 BB: 1 P: 21	R: 0 E: 0 K: 2 S: 7	H: 0 LOB: 0 BB: 0 P: 9	1B: 5 2B: 3 3B: 0 HR: 0	SF: 0 SAC: 1 DP: 3 HBP: 1	WP: 0 PB: 0 SB: 0 CS: 0	PA: 35
PITCHER	IP WLS BF H R ER SO BB IBB HBP BLK WP HR S P ERA WHIP																					
35 Cole Hamels, L ERA: 3.78	7.2 W 30 6 0 0 3 3 0 1 0 0 0 0 4 9 0.00 1.174																					
52 Jose Contreras, R ERA: 2.79	0.1 H 2 0 0 0 0 1 0 0 0 0 0 0 4 9 0.00 3.000																					
16 J.C. Romero, L ERA: 2.41	0.1 H 1 0 0 0 1 0 0 0 0 0 0 0 3 4 0.00 0.000																					
54 Brad Lidge, R ERA: 4.6	0.2 S 2 0 0 0 1 0 0 0 0 0 0 0 4 5 0.00 0.000																					

Batter	1	2	3	4	5	6	7	8	9	AB	R	H	RBI	BB	SO	LOB	BOTTOM			
11 Jimmy Rollins, S OBP: 0.353, SLG: 0.441										4	0	2	1	0	1	0	Cincinnati Reds @ Philadelphia Phillies Citizens Bank Park, Philadelphia, PA Sun Jul 11 2010, 1:41 PM - 4:16 PM EDT Att: 44,913 - Sunny - 86 F			
8 Shane Victorino, S OBP: 0.317, SLG: 0.449										4	0	0	0	0	1	2				
28 Jayson Werth, R OBP: 0.367, SLG: 0.514										3	0	1	0	1	0	1				
6 Ryan Howard, L OBP: 0.350, SLG: 0.509										2	0	0	0	0	0	0				
29 Raul Ibanez, L OBP: 0.326, SLG: 0.397										4	0	0	0	0	1	4				
12 Cody Ransom, R OBP: 0.267, SLG: 0.429										3	0	0	0	0	0	2				
51 Carlos Ruiz, R OBP: 0.404, SLG: 0.390										2	1	1	0	1	0	0				
21 Wilson Valdez, R OBP: 0.272, SLG: 0.393										3	0	0	0	0	1	4				
35 Cole Hamels, L OBP: 0.171, SLG: 0.229										3	0	0	0	0	0	1				
52 Jose Contreras, R (8, 1)										0	0	0	0	0	0	0				
16 J.C. Romero, S (9, 1)										0	0	0	0	0	0	0				
54 Brad Lidge, R (9, 1)										0	0	0	0	0	0	0				
Inning Stats	R: 0 E: 0 K: 0 S: 5	H: 0 LOB: 0 BB: 0 P: 7	R: 0 E: 0 K: 1 S: 10	H: 0 LOB: 0 BB: 0 P: 14	R: 1 E: 0 K: 0 S: 10	H: 2 LOB: 1 BB: 0 P: 14	R: 0 E: 0 K: 0 S: 8	H: 1 LOB: 3 BB: 1 P: 17	R: 0 E: 0 K: 0 S: 11	H: 1 LOB: 1 BB: 0 P: 17	R: 0 E: 0 K: 0 S: 6	H: 0 LOB: 0 BB: 0 P: 9	R: 0 E: 0 K: 1 S: 9	H: 0 LOB: 0 BB: 0 P: 10	R: 0 E: 0 K: 2 S: 13	H: 0 LOB: 2 BB: 1 P: 23	1B: 2 2B: 2 3B: 0 HR: 0	SF: 0 SAC: 0 DP: 0 HBP: 2	WP: 0 PB: 0 SB: 1 CS: 0	PA: 32
PITCHER	IP WLS BF H R ER SO BB IBB HBP BLK WP HR S P ERA WHIP																			
56 Matt Maloney, L ERA: 3.09	6.0 L 24 4 1 1 1 1 0 1 0 0 0 0 0 18 25 0.00 0.600																			
40 Nick Masset, R ERA: 5.29	1.2 6 0 0 0 3 1 0 0 0 0 0 0 18 25 0.00 0.600																			
53 Arthur Rhodes, L ERA: 1.54	0.1 2 0 0 0 0 0 0 0 1 0 0 0 0 4 8 0.00 0.000																			

Batter	1	2	3	4	5	6	7	8	9	AB	R	H	RBI	BB	SO	LOB	TOP	
8 Shane Victorino, S (1, 8) OBP: 0.318, SLG: 0.454	F9		1B		F8		1B		K	5	0	2	0	0	1	3	Philadelphia Phillies @ Chicago Cubs Wrigley Field, Chicago, IL Sat Jul 17 2010, 12:08 PM - 3:11 PM CDT Att: 40,924 - Partly Cloudy - 88 F	
27 Placido Polanco, R (1, 5) OBP: 0.346, SLG: 0.429	K		P3		G4-3		G6-3		1B	5	1	1	1	0	1	2		
11 Jimmy Rollins, S (1, 6) OBP: 0.336, SLG: 0.493	E1				G6-3		G4-3		G6-3	4	1	0	0	1	0	0		
6 Ryan Howard, L (1, 3) OBP: 0.358, SLG: 0.532	1B				HBP		G4-3		BB	2	0	1	0	2	0	0		
28 Jayson Werth, R (1, 9) OBP: 0.367, SLG: 0.505	K				1B		2B		BB	4	0	2	1	1	2	3		
29 Raul Ibanez, L (1, 7) OBP: 0.331, SLG: 0.399	1B				G3		IBB		BB	4	0	2	1	1	1	3		
51 Carlos Ruiz, R (1, 2) OBP: 0.394, SLG: 0.375	K				F8		BB		F7	2	0	0	0	1	1	3		
19 Greg Dobbs, L (9, PH) OBP: 0.259, SLG: 0.320	K								FC6-4	1	0	0	0	0	0	0		
12 Cody Ransom, R (9, PH) OBP: 0.250, SLG: 0.368	K								FC6-4	1	0	0	0	0	0	3		
21 Wilson Valdez, R (1, 4) OBP: 0.273, SLG: 0.388	L6								BB	3	0	1	0	0	0	4		
23 Brian Schneider, L (9, PH) OBP: 0.329, SLG: 0.389	1B								BB	0	1	0	0	1	0	0		
35 Cole Hamels, L (1, 1) OBP: 0.158, SLG: 0.211									BB	3	0	0	0	0	2	1		
37 Chad Durbin, R (8, 1) OBP: 0.260, SLG: 0.408									BB	0	0	1	0	0	0	0		
3 Ross Gload, L (9, PH) OBP: 0.260, SLG: 0.408									BB	0	1	0	0	1	0	0		
54 Brad Lidge, R (9, 1) OBP: 0.260, SLG: 0.408									BB	0	0	0	0	0	0	0		
Inning Stats	R: 0 H: 1 E: 1 K: 2 S: 14	H: 1 LOB: 2 BB: 0 P: 21	R: 0 H: 1 E: 0 K: 1 S: 10	H: 1 LOB: 0 BB: 0 P: 13	R: 0 H: 1 E: 0 K: 1 S: 8	H: 1 LOB: 2 BB: 0 P: 14	R: 0 H: 1 E: 0 K: 0 S: 6	H: 1 LOB: 3 BB: 2 P: 8	R: 0 H: 1 E: 0 K: 0 S: 12	H: 1 LOB: 1 BB: 0 P: 27	R: 0 H: 0 E: 0 K: 2 S: 14	H: 0 LOB: 1 BB: 1 P: 22	R: 4 H: 2 E: 0 K: 1 S: 20	H: 2 LOB: 3 BB: 5 P: 46	1B: 8 2B: 1 3B: 0 HR: 0	SF: 0 SAC: 0 DP: 0 HBP: 1	WP: 1 PA: 43 PB: 0 SB: 2 CS: 2	
PITCHER	IP WLS BF H R ER SO BB IBB HBP BLK WP HR S P ERA WHIP	IP WLS BF H R ER SO BB IBB HBP BLK WP HR S P ERA WHIP	IP WLS BF H R ER SO BB IBB HBP BLK WP HR S P ERA WHIP	IP WLS BF H R ER SO BB IBB HBP BLK WP HR S P ERA WHIP	IP WLS BF H R ER SO BB IBB HBP BLK WP HR S P ERA WHIP	IP WLS BF H R ER SO BB IBB HBP BLK WP HR S P ERA WHIP	IP WLS BF H R ER SO BB IBB HBP BLK WP HR S P ERA WHIP	IP WLS BF H R ER SO BB IBB HBP BLK WP HR S P ERA WHIP	IP WLS BF H R ER SO BB IBB HBP BLK WP HR S P ERA WHIP	IP WLS BF H R ER SO BB IBB HBP BLK WP HR S P ERA WHIP	IP WLS BF H R ER SO BB IBB HBP BLK WP HR S P ERA WHIP	IP WLS BF H R ER SO BB IBB HBP BLK WP HR S P ERA WHIP	IP WLS BF H R ER SO BB IBB HBP BLK WP HR S P ERA WHIP	IP WLS BF H R ER SO BB IBB HBP BLK WP HR S P ERA WHIP	IP WLS BF H R ER SO BB IBB HBP BLK WP HR S P ERA WHIP	IP WLS BF H R ER SO BB IBB HBP BLK WP HR S P ERA WHIP		
36 Randy Wells, R (1, 1) ERA: 4.33	7.0	29	7	0	0	5	1	1	1	0	0	0	0	0	0	0	0.00	1.143
45 Sean Marshall, L (8, 1) ERA: 1.91	1.0	4	0	0	2	1	0	0	0	0	0	0	0	0	0	0	0.00	1.000
49 Carlos Marmol, R (9, 1) ERA: 2.91	0.2	8	1	4	4	1	4	1	0	0	1	0	15	38	54.00	7.500		
40 James Russell, L (9, 1) ERA: 3.62	0.0	1	1	0	0	0	0	0	0	0	0	0	3	5	∞	∞		
48 Andrew Cashner, R (9, 1) ERA: 2.33	0.1	1	0	0	0	0	0	0	0	0	0	0	2	3	0.00	0.000		

AB	34
R	4
H	9
RBI	3
BB	8
SO	8
LOB	22



Batter	1	2	3	4	5	6	7	8	9	AB	R	H	RBI	BB	SO	LOB	BOTTOM		
2 Ryan Theriot, R (1, 4) OBP: 0.314, SLG: 0.309	G6-3		G6-3		G5-3		1B		F9	5	0	1	1	0	0	1	Philadelphia Phillies @ Chicago Cubs Wrigley Field, Chicago, IL Sat Jul 17 2010, 12:08 PM - 3:11 PM CDT Att: 40,924 - Partly Cloudy - 88 F		
21 Tyler Colvin, L (1, 9) OBP: 0.313, SLG: 0.524	2B		G4-3		K		G4-3			4	0	1	0	0	1	1			
25 Derrek Lee, R (1, 3) OBP: 0.331, SLG: 0.376	K		F7				1B		1B	4	0	2	0	0	1	1			
16 Aramis Ramirez, R (1, 5) OBP: 0.277, SLG: 0.406	K				BB		K		F7	3	0	0	0	1	2	3			
24 Marlon Byrd, R (1, 8) OBP: 0.374, SLG: 0.488	G5-3		1B		1B		1B		BB	3	0	2	0	1	0	0			
12 Alfonso Soriano, R (1, 7) OBP: 0.342, SLG: 0.534	F7				G5-4-3		1B		BB	4	0	0	0	0	1	5			
49 Carlos Marmol, R (9, 1) ERA: 2.91									K	0	0	0	0	0	0	0			
40 James Russell, L (9, 1) ERA: 3.62										0	0	0	0	0	0	0			
48 Andrew Cashner, R (9, 1) ERA: 2.33										0	0	0	0	0	0	0			
18 Geovany Soto, R (1, 2) OBP: 0.405, SLG: 0.484	1B				BB				K	2	0	1	0	1	1	2			
17 Mike Fontenot, L (9, PH) OBP: 0.337, SLG: 0.406	1B									1	0	0	0	0	1	0			
13 Starlin Castro, R (1, 6) OBP: 0.343, SLG: 0.411	1B				FC4-6		2B		G1-3	4	1	2	0	0	0	2			
36 Randy Wells, R (1, 1) OBP: 0.172, SLG: 0.179	K				G1-3		G6-3		BB	2	0	0	0	0	1	2			
22 Xavier Nady, R (7, PH) OBP: 0.293, SLG: 0.345										0	0	0	0	0	0	0			
45 Sean Marshall, L (8, 1) ERA: 1.91										0	0	0	0	0	0	0			
1 Kosuke Fukudome, L (9, 9) OBP: 0.349, SLG: 0.413										0	0	0	0	1	0	0			
Inning Stats	R: 0 H: 1 E: 0 K: 2 S: 14	H: 2 LOB: 2 BB: 0 P: 16	R: 0 H: 0 E: 0 K: 0 S: 5	H: 0 LOB: 0 BB: 0 P: 6	R: 0 H: 1 E: 0 K: 0 S: 14	H: 1 LOB: 2 BB: 2 P: 27	R: 0 H: 0 E: 0 K: 1 S: 7	H: 0 LOB: 0 BB: 0 P: 11	R: 0 H: 2 E: 0 K: 2 S: 15	H: 2 LOB: 2 BB: 0 P: 21	R: 1 H: 2 E: 0 K: 0 S: 9	H: 2 LOB: 0 BB: 0 P: 12	R: 0 H: 1 E: 0 K: 1 S: 11	H: 1 LOB: 1 BB: 1 P: 20	R: 0 H: 0 E: 0 K: 1 S: 14	H: 0 LOB: 1 BB: 1 P: 23	1B: 7 2B: 2 3B: 0 HR: 0	SF: 0 SAC: 0 DP: 1 HBP: 0	WP: 0 PA: 37 PB: 0 SB: 0 CS: 2
PITCHER	IP WLS BF H R ER SO BB IBB HBP BLK WP HR S P ERA WHIP	IP WLS BF H R ER SO BB IBB HBP BLK WP HR S P ERA WHIP	IP WLS BF H R ER SO BB IBB HBP BLK WP HR S P ERA WHIP	IP WLS BF H R ER SO BB IBB HBP BLK WP HR S P ERA WHIP	IP WLS BF H R ER SO BB IBB HBP BLK WP HR S P ERA WHIP	IP WLS BF H R ER SO BB IBB HBP BLK WP HR S P ERA WHIP	IP WLS BF H R ER SO BB IBB HBP BLK WP HR S P ERA WHIP	IP WLS BF H R ER SO BB IBB HBP BLK WP HR S P ERA WHIP	IP WLS BF H R ER SO BB IBB HBP BLK WP HR S P ERA WHIP	IP WLS BF H R ER SO BB IBB HBP BLK WP HR S P ERA WHIP	IP WLS BF H R ER SO BB IBB HBP BLK WP HR S P ERA WHIP	IP WLS BF H R ER SO BB IBB HBP BLK WP HR S P ERA WHIP	IP WLS BF H R ER SO BB IBB HBP BLK WP HR S P ERA WHIP	IP WLS BF H R ER SO BB IBB HBP BLK WP HR S P ERA WHIP	IP WLS BF H R ER SO BB IBB HBP BLK WP HR S P ERA WHIP	IP WLS BF H R ER SO BB IBB HBP BLK WP HR S P ERA WHIP			
35 Cole Hamels, L (1, 1) ERA: 3.63	7.0	29	8	1	1	6	2	0	0	0	0	0	0	0	0	0	1.29	1.429	
37 Chad Durbin, R (8, 1) ERA: 3.13	1.0	4	1	0	0	1	1	0	0	0	0	0	11	20	0.00	2.000			
54 Brad Lidge, R (9, 1) ERA: 4.32	1.0	4	0	0	0	1	1	0	0	0	0	0	14	23	0.00	1.000			

AB	33
R	1
H	9
RBI	1
BB	4
SO	8
LOB	18



Batter	1	2	3	4	5	6	7	8	9	AB	R	H	RBI	BB	SO	LOB	TOP								
8 Shane Victorino, S OBP: 0.317, SLG: 0.453	L7		G5-3		G6-3		K	K		5	1	1	0	0	2	1									
27 Placido Polanco, R OBP: 0.351, SLG: 0.430 55 Danys Baez, R			G4-3		G6-3		11B 6 SF8			4	1	2	1	1	0	1									
11 Jimmy Rollins, S OBP: 0.338, SLG: 0.398	F8				E5		28 S	L8		4	0	1	0	1	0	3									
6 Ryan Howard, L OBP: 0.356, SLG: 0.538	G3				G4-3		SF8			4	1	1	2	0	0	3									
28 Javson Werth, R OBP: 0.367, SLG: 0.500					G5-3					3	0	0	0	2	2	1									
10 Ben Francisco, R OBP: 0.298, SLG: 0.365					K					5	1	2	1	0	1	3									
51 Carlos Ruiz, R OBP: 0.393, SLG: 0.374 23 Brian Schneider, L										3	0	1	0	0	0	2									
21 Wilson Valdez, R OBP: 0.274, SLG: 0.383 19 Greg Dobbs, L										2	0	0	0	1	0	2									
34 Roy Halladay, R OBP: 0.111, SLG: 0.094 16 J.C. Romero, S 57 David Herndon, R 3 Ross Gload, L 12 Cody Ransom, R										2	1	0	0	1	2	3									
Inning Stats	R: 0 E: 0 K: 0 S: 9	H: 1 LOB: 1 BB: 0 P: 13	R: 0 E: 0 K: 1 S: 8	H: 0 LOB: 2 BB: 2 P: 19	R: 0 E: 0 K: 0 S: 6	H: 0 LOB: 1 BB: 1 P: 12	R: 0 E: 0 K: 1 S: 11	H: 1 LOB: 1 BB: 1 P: 18	R: 2 E: 1 K: 1 S: 14	H: 1 LOB: 1 BB: 1 P: 21	R: 0 E: 0 K: 1 S: 10	H: 1 LOB: 1 BB: 0 P: 12	R: 1 E: 0 K: 1 S: 14	H: 1 LOB: 2 BB: 2 P: 25	R: 1 E: 0 K: 1 S: 14	H: 2 LOB: 2 BB: 1 P: 26	R: 2 E: 0 K: 2 S: 13	H: 2 LOB: 0 BB: 0 P: 19	1B: 5 2B: 1 3B: 0 HR: 3	SF: 1 SAC: 0 DP: 0 HBP: 0	WP: 0 PB: 0 SB: 3 CS: 0	PA: 44			
PITCHER	IP WLS BF H R ER SO BB IBB HBP BLK WP HR S P ERA WHIP	IP WLS BF H R ER SO BB IBB HBP BLK WP HR S P ERA WHIP	IP WLS BF H R ER SO BB IBB HBP BLK WP HR S P ERA WHIP	IP WLS BF H R ER SO BB IBB HBP BLK WP HR S P ERA WHIP	IP WLS BF H R ER SO BB IBB HBP BLK WP HR S P ERA WHIP	IP WLS BF H R ER SO BB IBB HBP BLK WP HR S P ERA WHIP	IP WLS BF H R ER SO BB IBB HBP BLK WP HR S P ERA WHIP	IP WLS BF H R ER SO BB IBB HBP BLK WP HR S P ERA WHIP	IP WLS BF H R ER SO BB IBB HBP BLK WP HR S P ERA WHIP	IP WLS BF H R ER SO BB IBB HBP BLK WP HR S P ERA WHIP	IP WLS BF H R ER SO BB IBB HBP BLK WP HR S P ERA WHIP	IP WLS BF H R ER SO BB IBB HBP BLK WP HR S P ERA WHIP	IP WLS BF H R ER SO BB IBB HBP BLK WP HR S P ERA WHIP	IP WLS BF H R ER SO BB IBB HBP BLK WP HR S P ERA WHIP	IP WLS BF H R ER SO BB IBB HBP BLK WP HR S P ERA WHIP	IP WLS BF H R ER SO BB IBB HBP BLK WP HR S P ERA WHIP	IP WLS BF H R ER SO BB IBB HBP BLK WP HR S P ERA WHIP	IP WLS BF H R ER SO BB IBB HBP BLK WP HR S P ERA WHIP	IP WLS BF H R ER SO BB IBB HBP BLK WP HR S P ERA WHIP	IP WLS BF H R ER SO BB IBB HBP BLK WP HR S P ERA WHIP	IP WLS BF H R ER SO BB IBB HBP BLK WP HR S P ERA WHIP	IP WLS BF H R ER SO BB IBB HBP BLK WP HR S P ERA WHIP	IP WLS BF H R ER SO BB IBB HBP BLK WP HR S P ERA WHIP	IP WLS BF H R ER SO BB IBB HBP BLK WP HR S P ERA WHIP	IP WLS BF H R ER SO BB IBB HBP BLK WP HR S P ERA WHIP

Philadelphia Phillies @ Chicago Cubs
Wrigley Field, Chicago, IL
Sun Jul 18 2010, 7:11 PM - 9:54 PM CDT
Att: 39,333 - Partly Cloudy - 86 F

AB 36
R 6
H 9
RBI 5
BB 7
SO 8
LOB 19



Batter	1	2	3	4	5	6	7	8	9	AB	R	H	RBI	BB	SO	LOB	BOTTOM								
21 Tyler Colvin, L OBP: 0.319, SLG: 0.526	G4-3				G4-3					5	2	3	0	0	1	1									
13 Starlin Castro, R OBP: 0.350, SLG: 0.417										4	1	3	1	0	0	0									
25 Derrek Lee, R OBP: 0.329, SLG: 0.376										5	1	1	3	0	2	5									
16 Aramis Ramirez, R OBP: 0.273, SLG: 0.399										4	0	0	0	0	1	2									
24 Marlon Byrd, R OBP: 0.378, SLG: 0.487										1	3	0	0	1	0	0									
12 Alfonso Soriano, R OBP: 0.344, SLG: 0.544										4	1	2	3	0	0	1									
18 Geovany Soto, R OBP: 0.407, SLG: 0.498										4	1	2	3	0	0	0									
2 Ryan Theriot, R OBP: 0.311, SLG: 0.307 48 Andrew Cashner, R 40 James Russell, L										3	0	0	0	0	0	0									
32 Tom Gorzelanny, R OBP: 0.174, SLG: 0.174 28 Jeff Baker, R										2	1	1	0	0	0	0									
Inning Stats	R: 0 E: 0 K: 1 S: 11	H: 2 LOB: 1 BB: 0 P: 13	R: 4 E: 0 K: 1 S: 16	H: 4 LOB: 0 BB: 0 P: 23	R: 0 E: 0 K: 0 S: 4	H: 0 LOB: 0 BB: 0 P: 8	R: 0 E: 0 K: 0 S: 7	H: 0 LOB: 0 BB: 0 P: 12	R: 0 E: 0 K: 1 S: 11	H: 0 LOB: 0 BB: 0 P: 15	R: 2 E: 0 K: 0 S: 8	H: 1 LOB: 0 BB: 0 P: 16	R: 5 E: 1 K: 1 S: 18	H: 5 LOB: 1 BB: 1 P: 31	R: 0 E: 0 K: 1 S: 9	H: 2 LOB: 1 BB: 0 P: 13	1B: 11 2B: 1 3B: 0 HR: 2	SF: 0 SAC: 1 DP: 2 HBP: 2	WP: 0 PB: 0 SB: 1 CS: 0	PA: 39					
PITCHER	IP WLS BF H R ER SO BB IBB HBP BLK WP HR S P ERA WHIP	IP WLS BF H R ER SO BB IBB HBP BLK WP HR S P ERA WHIP	IP WLS BF H R ER SO BB IBB HBP BLK WP HR S P ERA WHIP	IP WLS BF H R ER SO BB IBB HBP BLK WP HR S P ERA WHIP	IP WLS BF H R ER SO BB IBB HBP BLK WP HR S P ERA WHIP	IP WLS BF H R ER SO BB IBB HBP BLK WP HR S P ERA WHIP	IP WLS BF H R ER SO BB IBB HBP BLK WP HR S P ERA WHIP	IP WLS BF H R ER SO BB IBB HBP BLK WP HR S P ERA WHIP	IP WLS BF H R ER SO BB IBB HBP BLK WP HR S P ERA WHIP	IP WLS BF H R ER SO BB IBB HBP BLK WP HR S P ERA WHIP	IP WLS BF H R ER SO BB IBB HBP BLK WP HR S P ERA WHIP	IP WLS BF H R ER SO BB IBB HBP BLK WP HR S P ERA WHIP	IP WLS BF H R ER SO BB IBB HBP BLK WP HR S P ERA WHIP	IP WLS BF H R ER SO BB IBB HBP BLK WP HR S P ERA WHIP	IP WLS BF H R ER SO BB IBB HBP BLK WP HR S P ERA WHIP	IP WLS BF H R ER SO BB IBB HBP BLK WP HR S P ERA WHIP	IP WLS BF H R ER SO BB IBB HBP BLK WP HR S P ERA WHIP	IP WLS BF H R ER SO BB IBB HBP BLK WP HR S P ERA WHIP	IP WLS BF H R ER SO BB IBB HBP BLK WP HR S P ERA WHIP	IP WLS BF H R ER SO BB IBB HBP BLK WP HR S P ERA WHIP	IP WLS BF H R ER SO BB IBB HBP BLK WP HR S P ERA WHIP	IP WLS BF H R ER SO BB IBB HBP BLK WP HR S P ERA WHIP	IP WLS BF H R ER SO BB IBB HBP BLK WP HR S P ERA WHIP	IP WLS BF H R ER SO BB IBB HBP BLK WP HR S P ERA WHIP	IP WLS BF H R ER SO BB IBB HBP BLK WP HR S P ERA WHIP

Philadelphia Phillies @ Chicago Cubs
Wrigley Field, Chicago, IL
Sun Jul 18 2010, 7:11 PM - 9:54 PM CDT
Att: 39,333 - Partly Cloudy - 86 F

AB 35
R 11
H 14
RBI 10
BB 1
SO 5
LOB 10



Batter	1	2	3	4	5	6	7	8	9	AB	R	H	RBI	BB	SO	LOB	TOP								
11 Jimmy Rollins, S OBP: 0.325, SLG: 0.380										4	0	0	0	0	0	2	Philadelphia Phillies @ St. Louis Cardinals Busch Stadium, St. Louis, MO Tue Jul 20 2010, 7:15 PM - 9:48 PM CDT Att: 38,712 - Cloudy - 87 F								
27 Placido Polanco, R OBP: 0.350, SLG: 0.434										4	0	2	0	0	0	0									
29 Raul Ibanez, L OBP: 0.331, SLG: 0.395										4	0	0	0	0	1	2									
6 Ryan Howard, L OBP: 0.356, SLG: 0.538										4	0	1	0	0	1	1									
28 Jayson Werth, R OBP: 0.373, SLG: 0.505										4	1	2	0	0	0	2									
8 Shane Victorino, S OBP: 0.316, SLG: 0.451											4	0	1	1	0	1		2							
51 Carlos Ruiz, R OBP: 0.390, SLG: 0.376										3	0	0	0	0	0	1									
21 Wilson Vaites, R OBP: 0.283, SLG: 0.379										1	0	0	0	0	0	0									
55 Danys Baez, R										0	0	0	0	0	0	0									
57 David Herndon, R										0	0	0	0	0	0	0									
19 Greg Dobbs, R OBP: 0.295, SLG: 0.355										0	0	0	0	0	0	0									
52 Jose Contreras, R										0	0	0	0	0	0	0									
46 Ryan Madson, L										0	0	0	0	0	0	0									
50 Jamie Moyer, L OBP: 0.172, SLG: 0.077										0	0	0	0	0	0	0									
48 Drew Carpenter, R										1	0	0	0	0	0	2									
12 Cody Ransom, R OBP: 0.227, SLG: 0.333										2	0	0	0	0	2	0									
Inning Stats	R: 0 E: 0 K: 1 S: 6	H: 0 LOB: 0 BB: 0 P: 9	R: 0 E: 0 K: 0 S: 7	H: 1 LOB: 0 BB: 0 P: 9	R: 0 E: 1 K: 0 S: 6	H: 0 LOB: 1 BB: 1 P: 11	R: 0 E: 0 K: 1 S: 8	H: 1 LOB: 1 BB: 0 P: 9	R: 0 E: 0 K: 0 S: 6	H: 0 LOB: 0 BB: 0 P: 8	R: 0 E: 0 K: 1 S: 10	H: 1 LOB: 1 BB: 0 P: 13	R: 1 E: 0 K: 0 S: 13	H: 2 LOB: 1 BB: 0 P: 23	R: 0 E: 0 K: 1 S: 7	H: 0 LOB: 0 BB: 0 P: 8	R: 0 E: 0 K: 1 S: 10	H: 1 LOB: 1 BB: 0 P: 15	1B: 2 2B: 3 3B: 1 HR: 0	SF: 0 SAC: 0 DP: 2 HBP: 0	WP: 0 PB: 0 SB: 0 CS: 0	PA: 33			
PITCHER	IP	WLS	BF	H	R	ER	SO	BB	IBB	HBP	BLK	WP	HR	S	P	ERA	WHIP								
29 Chris Carpenter, R ERA: 3.05	8.0	W	29	5	1	1	4	1	0	0	0	0	0	63	90	1.12	0.750								
36 Denrys Reyes, L ERA: 3.42	0.1		2	1	0	0	0	0	0	0	0	0	0	4	7	0.00	3.000								
59 Fernando Salas, R ERA: 1.13	0.2		2	0	0	0	1	0	0	0	0	0	0	6	8	0.00	0.000								

Batter	1	2	3	4	5	6	7	8	9	AB	R	H	RBI	BB	SO	LOB	BOTTOM								
3 Felipe Lopez, S OBP: 0.346, SLG: 0.407										5	2	3	0	0	1	1	Philadelphia Phillies @ St. Louis Cardinals Busch Stadium, St. Louis, MO Tue Jul 20 2010, 7:15 PM - 9:48 PM CDT Att: 38,712 - Cloudy - 87 F								
36 Denrys Reyes, R										0	0	0	0	0	0	0									
59 Fernando Salas, R										0	0	0	0	0	0	0									
44 Randy Winn, S OBP: 0.331, SLG: 0.398										4	2	2	3	1	0	2									
27 Tyler Greene, R OBP: 0.344, SLG: 0.448										0	0	0	0	0	0	0									
5 Albert Pujols, R OBP: 0.413, SLG: 0.574										4	1	1	0	1	1	3									
7 Matt Holliday, R OBP: 0.388, SLG: 0.536										4	1	2	3	0	1	0									
9 Allen Craig, R OBP: 0.216, SLG: 0.273										3	0	0	0	0	1	2									
28 Colby Rasmus, L OBP: 0.363, SLG: 0.527										1	0	1	0	0	0	0									
4 Yadier Molina, R OBP: 0.312, SLG: 0.317										4	1	2	0	0	0	1									
12 Aaron Miles, S OBP: 0.375, SLG: 0.386										4	0	2	0	0	0	2									
29 Chris Carpenter, R OBP: 0.143, SLG: 0.100										2	0	1	0	0	0	2									
19 Jon Jay, L OBP: 0.412, SLG: 0.595										1	0	0	0	0	0	0									
13 Brendan Ryan, R OBP: 0.260, SLG: 0.277										4	0	1	0	0	0	2									
Inning Stats	R: 0 E: 0 K: 0 S: 11	H: 2 LOB: 2 BB: 0 P: 18	R: 0 E: 0 K: 0 S: 10	H: 1 LOB: 1 BB: 0 P: 14	R: 2 E: 0 K: 1 S: 12	H: 2 LOB: 0 BB: 0 P: 17	R: 1 E: 0 K: 1 S: 12	H: 2 LOB: 1 BB: 0 P: 18	R: 3 E: 0 K: 0 S: 15	H: 3 LOB: 1 BB: 2 P: 28	R: 0 E: 0 K: 1 S: 9	H: 2 LOB: 2 BB: 0 P: 15	R: 0 E: 0 K: 1 S: 13	H: 1 LOB: 0 BB: 0 P: 18	R: 1 E: 0 K: 0 S: 14	H: 2 LOB: 1 BB: 0 P: 20	1B: 11 2B: 3 3B: 0 HR: 2	SF: 0 SAC: 1 DP: 2 HBP: 0	WP: 1 PB: 0 SB: 3 CS: 1	PA: 39					
PITCHER	IP	WLS	BF	H	R	ER	SO	BB	IBB	HBP	BLK	WP	HR	S	P	ERA	WHIP								
50 Jamie Moyer, L ERA: 4.84	1.0		5	2	0	0	0	0	0	0	0	0	0	11	18	0.00	2.000								
48 Drew Carpenter, R ERA: 9.0	3.0	L	14	5	3	3	2	0	0	0	0	1	1	34	49	9.00	1.667								
55 Danys Baez, R ERA: 5.09	1.0		7	3	3	3	0	2	0	0	0	0	1	15	28	27.00	5.000								
57 David Herndon, R ERA: 4.05	1.0		4	2	0	0	1	0	0	0	0	0	0	9	15	0.00	2.000								
52 Jose Contreras, R ERA: 4.11	1.0		4	1	0	0	1	0	0	0	0	0	0	13	18	0.00	1.000								
46 Ryan Madson, R ERA: 6.28	1.0		5	2	1	1	0	0	0	0	0	0	0	14	20	9.00	2.000								

Batter	1	2	3	4	5	6	7	8	9	AB	R	H	RBI	BB	SO	LOB	TOP				
27 Placido Polanco, R OBP: 0.345, SLG: 0.428	G6-3			G4-3		G5-3		F9		4	0	0	0	0	0	0	Philadelphia Phillies @ St. Louis Cardinals Busch Stadium, St. Louis, MO Wed Jul 21 2010, 7:41 PM - 10:05 PM CDT Att: 41,089 - Cloudy - 76 F				
8 Shane Victorino, S OBP: 0.315, SLG: 0.449	G3-1			G6-3		G5-3		E4		4	0	1	0	0	0						
10 Ben Francisco, R OBP: 0.288, SLG: 0.352	P3			F7		G5-3		G4-3		4	0	0	0	0	2						
6 Ryan Howard, L OBP: 0.357, SLG: 0.544		K								3	1	1	1	1	0						
28 Jayson Werth, R OBP: 0.371, SLG: 0.500		L8								3	0	0	0	1	0						
11 Jimmy Rollins, S OBP: 0.324, SLG: 0.377		G6-3								4	0	1	0	0	0						
12 Cody Ransom, R OBP: 0.240, SLG: 0.333 29 Raul Ibanez, L OBP: 0.324, SLG: 0.394			K							3	0	1	0	0	2						
51 Carlos Ruiz, R OBP: 0.389, SLG: 0.372 19 Greg Dobbs, L OBP: 0.295, SLG: 0.352				G5-3						2	0	0	0	1	0						
56 Joe Blanton, R OBP: 0.206, SLG: 0.156 16 J.C. Romero, S 12 Jose Contreras, R				K						0	0	0	0	0	0						
										0	0	0	0	0	0						
Inning Stats	R: 0 H: 0 E: 0 K: 0 S: 6	H: 0 LOB: 0 BB: 0 P: 8	R: 0 H: 0 E: 0 K: 1 S: 10	H: 0 LOB: 0 BB: 0 P: 19	R: 0 H: 0 E: 0 K: 2 S: 8	H: 0 LOB: 0 BB: 0 P: 11	R: 0 H: 0 E: 0 K: 0 S: 7	H: 0 LOB: 1 BB: 0 P: 7	R: 1 H: 2 E: 0 K: 0 S: 6	H: 1 LOB: 1 BB: 0 P: 8	R: 0 H: 1 E: 0 K: 1 S: 10	H: 1 LOB: 3 BB: 2 P: 25	R: 0 H: 0 E: 1 K: 0 S: 9	H: 0 LOB: 2 BB: 1 P: 16	R: 0 H: 0 E: 0 K: 0 S: 10	H: 0 LOB: 0 BB: 0 P: 15	1B: 3 2B: 0 3B: 0 HR: 1	SF: 0 SAC: 0 DP: 0 HBP: 0	WP: 0 PB: 0 SB: 1 CS: 0	PA: 35	
PITCHER	IP	WLS	BF	H	R	ER	SO	BB	IBB	HBP	BLK	WP	HR	S	P	ERA	WHIP				
54 Jaime Garcia, L ERA: 2.21	7.0	W	27	4	1	1	6	2	0	0	0	0	1	59	95	1.29	0.857				
46 Kyle McClellan, R ERA: 1.99	0.2	H	3	0	0	0	0	0	0	0	0	0	0	4	5	0.00	0.000				
43 Trevor Miller, L ERA: 3.63	0.0		1	0	0	0	0	1	0	0	0	0	0	2	6	∞	∞				
31 Ryan Franklin, R ERA: 3.29	1.1	S	4	0	0	0	0	0	0	0	0	0	0	13	20	0.00	0.000				

Batter	1	2	3	4	5	6	7	8	9	AB	R	H	RBI	BB	SO	LOB	BOTTOM		
3 Felipe Lopez, S OBP: 0.345, SLG: 0.408	F7		G4-3			F9		SH5-3		4	1	1	2	0	0	1	Philadelphia Phillies @ St. Louis Cardinals Busch Stadium, St. Louis, MO Wed Jul 21 2010, 7:41 PM - 10:05 PM CDT Att: 41,089 - Cloudy - 76 F		
19 Jon Jay, L OBP: 0.420, SLG: 0.610	G1-3							SH5-3		3	1	2	0	0	0				
5 Albert Pujols, R OBP: 0.414, SLG: 0.572	L5									3	0	1	1	1	0				
7 Matt Holliday, R OBP: 0.389, SLG: 0.543		F7								3	1	1	1	0	0				
28 Colby Rasmus, L OBP: 0.358, SLG: 0.521		G3								3	0	0	1	0	1				
55 Skip Schumaker, L OBP: 0.317, SLG: 0.331										3	0	0	0	0	2				
4 Yadier Molina, R OBP: 0.316, SLG: 0.318										2	0	1	0	1	0				
54 Jaime Garcia, L OBP: 0.235, SLG: 0.188 46 Kyle McClellan, R OBP: 0.500, SLG: 0.500 43 Trevor Miller, R										1	0	0	0	0	1				
31 Ryan Franklin, R OBP: 0.388, SLG: 0.400 12 Aaron Miles, S OBP: 0.258, SLG: 0.275										0	0	0	0	0	0				
										2	1	0	0	0	2				
Inning Stats	R: 0 H: 0 E: 0 K: 0 S: 6	H: 0 LOB: 0 BB: 0 P: 10	R: 0 H: 0 E: 0 K: 1 S: 7	H: 0 LOB: 0 BB: 0 P: 11	R: 0 H: 0 E: 0 K: 0 S: 8	H: 0 LOB: 1 BB: 1 P: 15	R: 1 H: 2 E: 0 K: 1 S: 12	H: 2 LOB: 1 BB: 0 P: 18	R: 0 H: 1 E: 0 K: 0 S: 6	H: 1 LOB: 0 BB: 0 P: 10	R: 0 H: 1 E: 0 K: 0 S: 6	H: 1 LOB: 0 BB: 0 P: 13	R: 3 H: 2 E: 1 K: 1 S: 16	H: 2 LOB: 2 BB: 1 P: 29	1B: 4 2B: 3 3B: 0 HR: 1	SF: 1 SAC: 3 DP: 2 HBP: 1	WP: 0 PB: 0 SB: 1 CS: 0	PA: 33	
PITCHER	IP	WLS	BF	H	R	ER	SO	BB	IBB	HBP	BLK	WP	HR	S	P	ERA	WHIP		
56 Joe Blanton, R ERA: 6.03	7.0	L	28	7	5	3	3	1	0	0	0	0	1	62	97	3.86	1.143		
16 J.C. Romero, L ERA: 3.15	0.1		2	0	0	0	0	0	1	0	0	0	0	1	5	0.00	0.000		
52 Jose Contreras, R ERA: 4.02	0.2		3	0	0	0	1	0	0	1	0	0	0	8	14	0.00	0.000		

Batter	1	2	3	4	5	6	7	8	9	AB	R	H	RBI	BB	SO	LOB	TOP					
19 Ryan Spillborghs, R OBP: 0.353, SLG: 0.447										4	1	2	0	0	1	0						
18 Jonathan Herrera, S OBP: 0.344, SLG: 0.354										4	0	0	0	0	1	2						
5 Carlos González, L OBP: 0.334, SLG: 0.511										4	0	1	1	0	0	0						
7 Seth Smith, L OBP: 0.339, SLG: 0.526										4	0	1	0	0	1	1						
9 Ian Stewart, L OBP: 0.347, SLG: 0.458										4	1	2	1	0	0	1						
20 Chris Iannetta, R OBP: 0.328, SLG: 0.461										4	0	1	0	0	2	1						
11 Brad Hawpe, L OBP: 0.339, SLG: 0.427										3	0	0	0	1	1	1						
12 Clint Barnes, R OBP: 0.319, SLG: 0.382										3	0	0	0	0	0	3						
38 Ubaldo Jiménez, R ERA: 4.6										1	0	0	0	0	0	0						
34 Matt Belisle, R ERA: 2.69										0	0	0	0	0	0	0						
24 Dexter Fowler, S ERA: 18.0										0	0	0	0	0	0	0						
35 Taylor Buchholz, R ERA: 18.0										0	0	0	0	0	0	0						
97 Joe Beimel, L ERA: 2.43										0	0	0	0	0	0	0						
40 Brad Eldred, R ERA: 3.0										0	0	0	0	0	0	0						
16 Huston Street, R ERA: 3.0										0	0	0	0	0	0	0						
Inning Stats	R: 0 E: 0 K: 1 S: 8	H: 1 LOB: 0 BB: 0 P: 14	R: 0 E: 0 K: 1 S: 10	H: 1 LOB: 1 BB: 0 P: 17	R: 0 E: 0 K: 1 S: 8	H: 0 LOB: 0 BB: 0 P: 10	R: 0 E: 0 K: 0 S: 11	H: 0 LOB: 0 BB: 0 P: 18	R: 1 E: 0 K: 0 S: 9	H: 1 LOB: 0 BB: 0 P: 12	R: 0 E: 0 K: 0 S: 5	H: 1 LOB: 0 BB: 0 P: 10	R: 0 E: 0 K: 0 S: 11	H: 2 LOB: 3 BB: 1 P: 22	R: 1 E: 0 K: 1 S: 11	H: 2 LOB: 1 BB: 0 P: 19	R: 0 E: 0 K: 2 S: 12	H: 0 LOB: 0 BB: 0 P: 20	1B: 3 2B: 5 3B: 0 HR: 1	SF: 0 SAC: 0 DP: 1 HBP: 0	WP: 0 PB: 0 SB: 1 CS: 0	PA: 34
PITCHER	IP	WLS	BF	H	R	ER	SO	BB	IBB	HBP	BLK	WP	HR	S	P	ERA	WHIP					
38 Kyle Kendrick, R	7.0	W	26	6	1	1	3	1	0	0	0	0	1	62	103	1.29	1.000					
52 Jose Contreras, R	1.0		5	2	1	1	1	0	0	0	0	0	0	11	19	9.00	2.000					
49 Vance Worley, R	1.0		3	0	0	0	2	0	0	0	0	0	0	12	20	0.00	0.000					

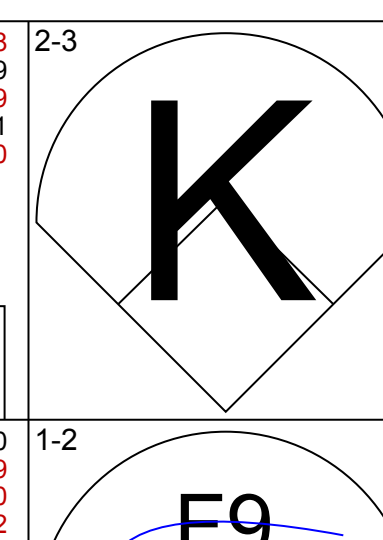
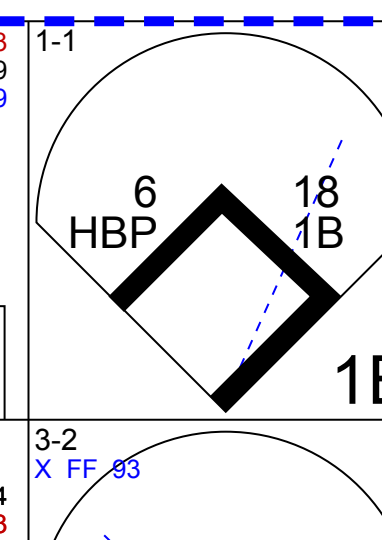
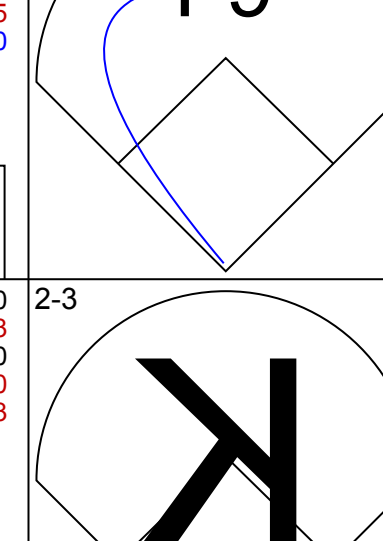
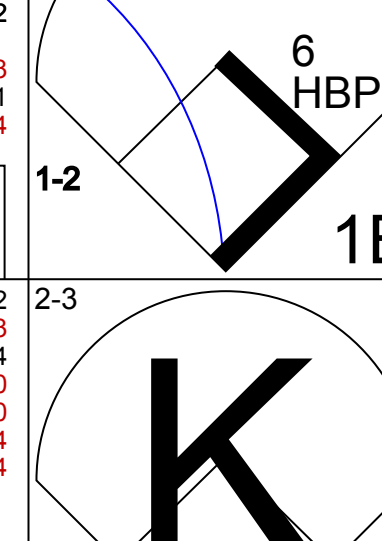
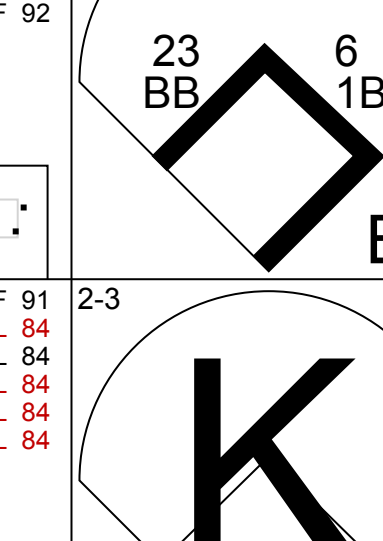
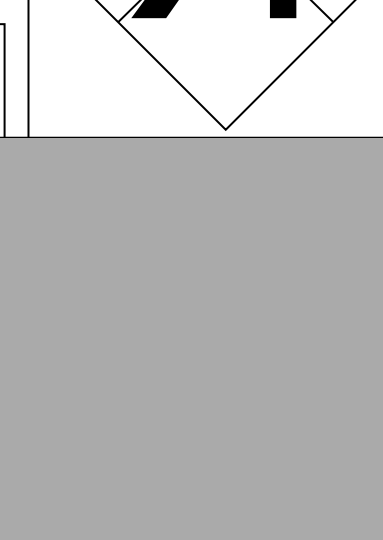
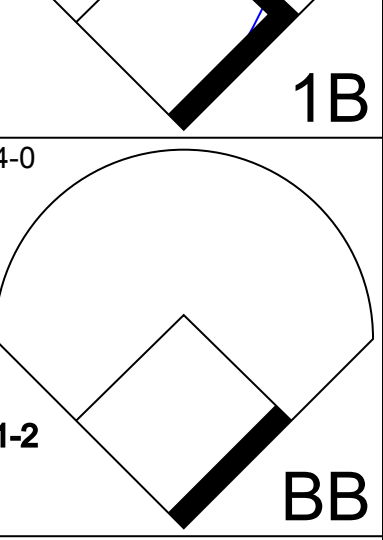
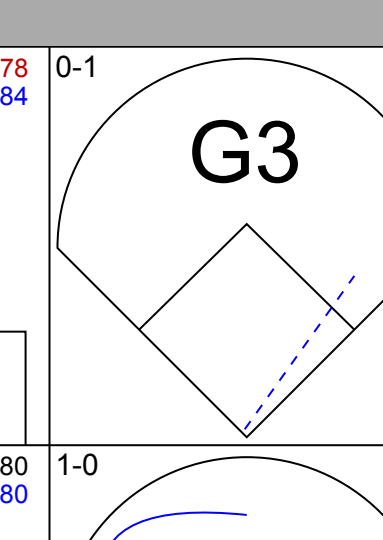
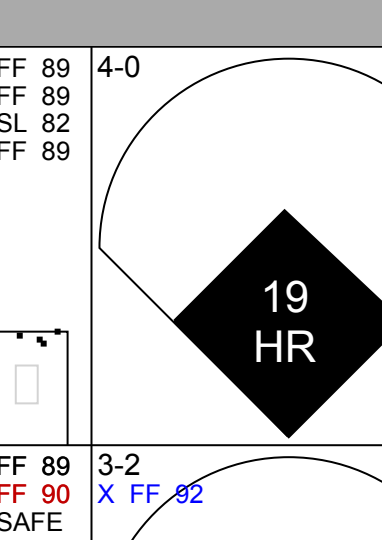
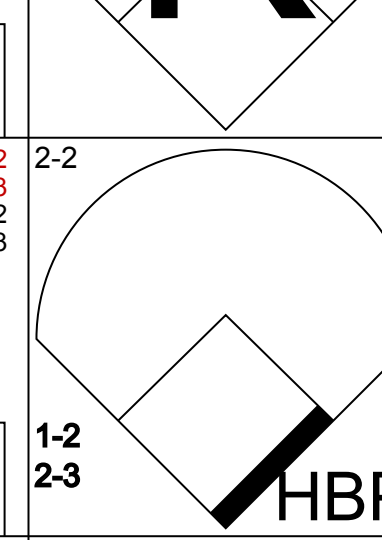
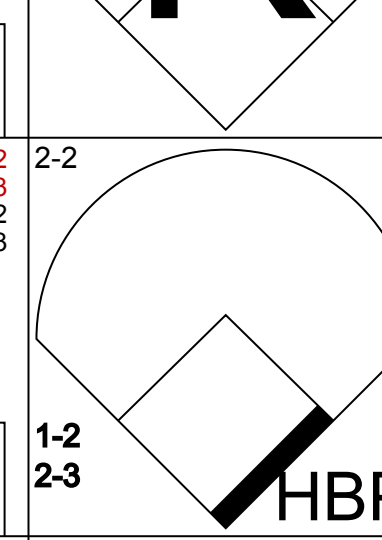
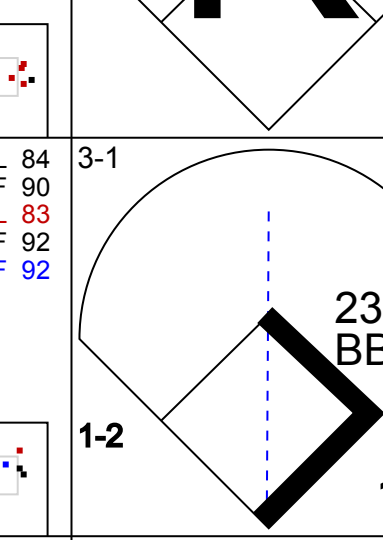
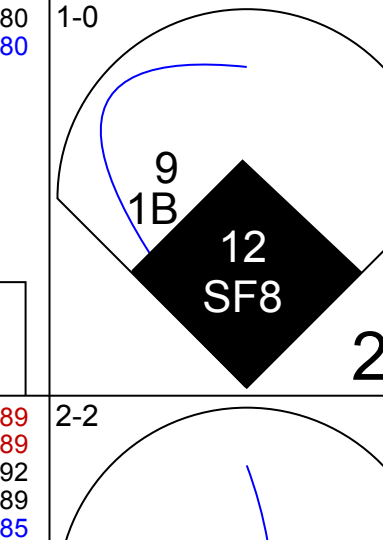
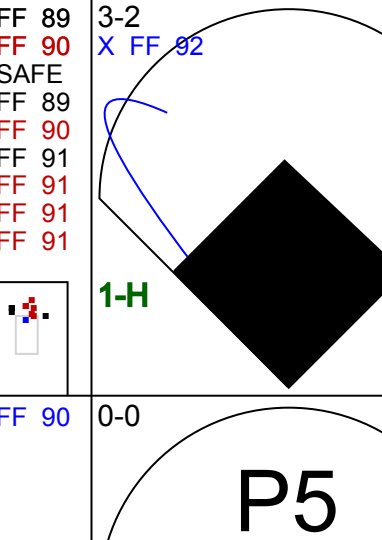
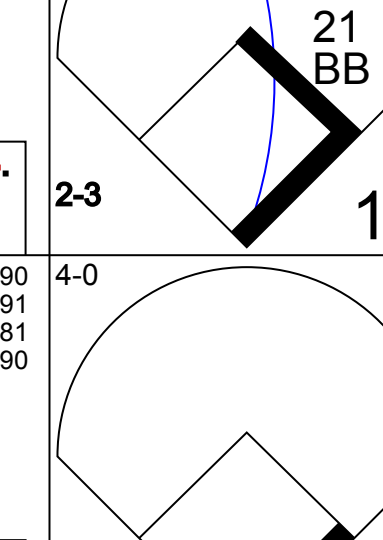
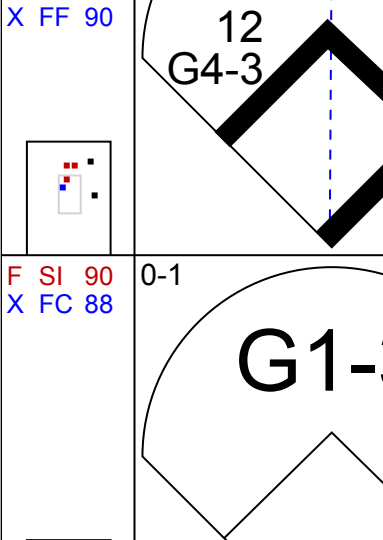
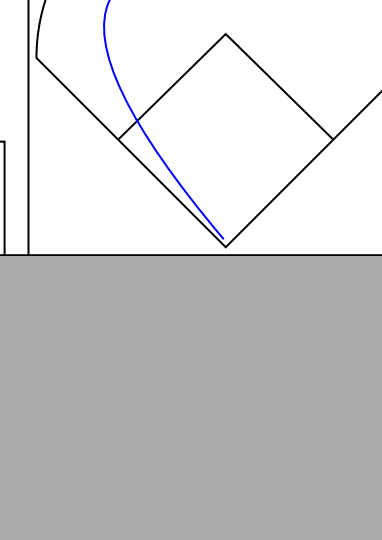
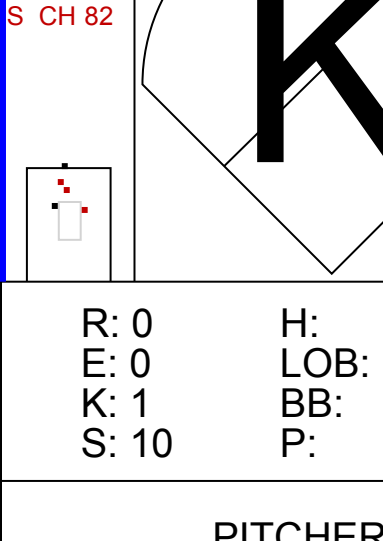

Colorado Rockies @ Philadelphia Phillies
Citizens Bank Park, Philadelphia, PA
Sat Jul 24 2010, 4:12 PM - 7:12 PM EDT
Att: 44,781 - Partly Cloudy - 96 F

AB 33
R 2
H 8
RBI 2
BB 1
SO 6
LOB 9

Batter	1	2	3	4	5	6	7	8	9	AB	R	H	RBI	BB	SO	LOB	BOTTOM					
11 Jimmy Rollins, S OBP: 0.341, SLG: 0.403										5	1	3	3	0	1	0						
27 Placido Polanco, R OBP: 0.351, SLG: 0.441										4	2	2	0	1	0	1						
21 Wilson Valdez, R OBP: 0.261, SLG: 0.359										4	2	1	2	1	0	2						
29 Raul Ibanez, L OBP: 0.336, SLG: 0.406										4	1	1	3	0	2	0						
52 Jose Contreras, R										3	1	2	0	2	0	1						
49 Vance Worley, R										4	1	0	0	1	1	3						
6 Ryan Howard, L OBP: 0.361, SLG: 0.544										4	1	1	3	0	2	0						
28 Jayson Werth, R OBP: 0.378, SLG: 0.503										3	1	2	0	2	0	1						
8 Shane Victorino, S OBP: 0.312, SLG: 0.444										4	1	0	0	1	1	3						
19 Greg Dobbs, L OBP: 0.273, SLG: 0.351										2	0	1	1	1	0	0						
12 Cody Ransom, R OBP: 0.222, SLG: 0.308										1	0	0	0	0	0	0						
23 Brian Schneider, L OBP: 0.323, SLG: 0.378										3	1	0	0	1	1	2						
38 Kyle Kendrick, R OBP: 0.121, SLG: 0.097										2	0	0	0	0	1	3						
10 Ben Francisco, R OBP: 0.292, SLG: 0.364										1	1	1	0	0	0	0						
Inning Stats	R: 0 E: 0 K: 0 S: 5	H: 0 LOB: 0 BB: 0 P: 9	R: 0 E: 0 K: 2 S: 11	H: 1 LOB: 3 BB: 2 P: 22	R: 7 E: 0 K: 0 S: 26	H: 4 LOB: 1 BB: 4 P: 55	R: 0 E: 0 K: 1 S: 9	H: 1 LOB: 1 BB: 0 P: 14	R: 0 E: 0 K: 0 S: 5	H: 0 LOB: 0 BB: 0 P: 7	R: 2 E: 0 K: 2 S: 15	H: 2 LOB: 1 BB: 1 P: 27	R: 1 E: 0 K: 1 S: 11	H: 3 LOB: 2 BB: 0 P: 19	R: 0 E: 0 K: 0 S: 6	H: 0 LOB: 0 BB: 0 P: 8	1B: 5 2B: 3 3B: 2 HR: 1	SF: 0 SAC: 1 DP: 1 HBP: 1	WP: 1 PB: 0 SB: 1 CS: 0	PA: 42		
PITCHER	IP	WLS	BF	H	R	ER	SO	BB	IBB	HBP	BLK	WP	HR	S	P	ERA	WHIP					
38 Ubaldo Jiménez, R	2.0	L	15	3	6	6	2	6	0	0	0	0	0	28	65	27.00	4.500					
34 Matt Belisle, R	3.0		12	3	1	1	1	0	0	0	0	0	0	28	42	3.00	1.000					
35 Taylor Buchholz, R	1.0		6	2	2	2	2	1	0	0	0	0	1	15	27	18.00	3.000					
97 Joe Beimel, L	1.0		6	3	1	1	1	0	0	0	0	0	0	11	19	9.00	3.000					
16 Huston Street, R	1.0		3	0	0	0	0	0	0	1	0	0	0	6	8	0.00	0.000					

Colorado Rockies @ Philadelphia Phillies
Citizens Bank Park, Philadelphia, PA
Sat Jul 24 2010, 4:12 PM - 7:12 PM EDT
Att: 44,781 - Partly Cloudy - 96 F

AB 33
R 10
H 11
RBI 9
BB 7
SO 6
LOB 12

Batter	1	2	3	4	5	6	7	8	9	AB	R	H	RBI	BB	SO	LOB	TOP					
24 Dexter Fowler, S OBP: 0.341, SLG: 0.362			L8		G5-3				K2-3	5	0	1	0	0	2	0	Colorado Rockies @ Philadelphia Phillies Citizens Bank Park, Philadelphia, PA Sun Jul 25 2010, 1:38 PM - 6:35 PM EDT Att: 44,726 - Partly Cloudy - 93 F livebaseballscorecards.com					
18 Jonathan Herrera, S OBP: 0.346, SLG: 0.351			F7		B3					4	0	1	0	1	0							
5 Carlos González, L OBP: 0.332, SLG: 0.507			F8				K		K	5	0	1	0	0	3							
6 Melvin Mora, R OBP: 0.346, SLG: 0.369										2	1	1	0	2	0							
19 Ryan Spilborghs, R OBP: 0.356, SLG: 0.469							K			4	2	2	2	0	2							
63 Rafael Betancourt, R OBP: 0.409, SLG: 0.408							K			0	0	0	0	0	0							
23 Jason Giambi, L OBP: 0.409, SLG: 0.408							K			0	0	0	0	1	0							
9 Ian Stewart, L OBP: 0.347, SLG: 0.457										5	0	2	0	0	1							
21 Miguel Olivo, R OBP: 0.359, SLG: 0.520					K		G1-3		G6-3	3	0	0	0	1	1							
12 Clint Barnes, R OBP: 0.318, SLG: 0.380					K		G4-3		G5-3	2	0	0	1	1	0							
26 Jeff Francis, L OBP: 0.337, SLG: 0.425					G4-3		K		K	2	0	0	0	0	3							
11 Brad Hawpe, L OBP: 0.337, SLG: 0.425					G4-3		K		K	1	0	0	0	0	1							
60 Manny Corpas, R OBP: 0.337, SLG: 0.425					G4-3		K		K	0	0	0	0	0	0							
97 Joe Beimel, L OBP: 0.337, SLG: 0.524					G4-3		K		K	0	0	0	0	0	0							
7 Seth Smith, L OBP: 0.337, SLG: 0.524					G4-3		K		K	1	0	0	0	1	0							
Inning Stats	R: 0 E: 0 K: 2 S: 11	H: 0 LOB: 0 BB: 0 P: 16	R: 1 E: 0 K: 0 S: 14	H: 2 LOB: 2 BB: 1 P: 24	R: 0 E: 0 K: 0 S: 6	H: 0 LOB: 0 BB: 0 P: 6	R: 2 E: 0 K: 1 S: 13	H: 1 LOB: 1 BB: 2 P: 27	R: 0 E: 0 K: 1 S: 10	H: 1 LOB: 2 BB: 0 P: 19	R: 0 E: 0 K: 1 S: 10	H: 1 LOB: 1 BB: 0 P: 14	R: 0 E: 0 K: 1 S: 9	H: 0 LOB: 0 BB: 0 P: 14	R: 0 E: 0 K: 3 S: 15	H: 1 LOB: 3 BB: 2 P: 30	1B: 6 2B: 1 3B: 0 HR: 1	SF: 1 SAC: 0 DP: 0 HBP: 1	WP: 0 PB: 0 SB: 0 CS: 0	PA: 42		
PITCHER	IP WLS BF H R ER SO BB IBB HBP BLK WP HR S P ERA WHIP	IP WLS BF H R ER SO BB IBB HBP BLK WP HR S P ERA WHIP	IP WLS BF H R ER SO BB IBB HBP BLK WP HR S P ERA WHIP	IP WLS BF H R ER SO BB IBB HBP BLK WP HR S P ERA WHIP	IP WLS BF H R ER SO BB IBB HBP BLK WP HR S P ERA WHIP	IP WLS BF H R ER SO BB IBB HBP BLK WP HR S P ERA WHIP	IP WLS BF H R ER SO BB IBB HBP BLK WP HR S P ERA WHIP	IP WLS BF H R ER SO BB IBB HBP BLK WP HR S P ERA WHIP	IP WLS BF H R ER SO BB IBB HBP BLK WP HR S P ERA WHIP	IP WLS BF H R ER SO BB IBB HBP BLK WP HR S P ERA WHIP	IP WLS BF H R ER SO BB IBB HBP BLK WP HR S P ERA WHIP	IP WLS BF H R ER SO BB IBB HBP BLK WP HR S P ERA WHIP	IP WLS BF H R ER SO BB IBB HBP BLK WP HR S P ERA WHIP	IP WLS BF H R ER SO BB IBB HBP BLK WP HR S P ERA WHIP	IP WLS BF H R ER SO BB IBB HBP BLK WP HR S P ERA WHIP	IP WLS BF H R ER SO BB IBB HBP BLK WP HR S P ERA WHIP	IP WLS BF H R ER SO BB IBB HBP BLK WP HR S P ERA WHIP	IP WLS BF H R ER SO BB IBB HBP BLK WP HR S P ERA WHIP	IP WLS BF H R ER SO BB IBB HBP BLK WP HR S P ERA WHIP	IP WLS BF H R ER SO BB IBB HBP BLK WP HR S P ERA WHIP	IP WLS BF H R ER SO BB IBB HBP BLK WP HR S P ERA WHIP	IP WLS BF H R ER SO BB IBB HBP BLK WP HR S P ERA WHIP
43 J.A. Happ, L ERA: 1.76	5.0	23	4	3	3	4	4	0	0	0	0	0	0	0	0	0	5.40	1.600				
37 Chad Durbin, R ERA: 3.15	1.0	4	1	0	0	1	0	0	0	0	0	0	0	0	0	10	14	0.00	1.000			
46 Ryan Madson, R ERA: 5.51	1.0	W	6	2	0	2	0	0	1	0	0	0	0	0	0	18	28	0.00	2.000			
52 Jose Contreras, R ERA: 4.09	0.2	H	2	0	0	0	0	0	0	0	0	0	0	0	5	8	0.00	0.000				
16 J.C. Romero, L ERA: 2.91	0.1	H	1	0	0	0	0	0	0	0	0	0	0	0	4	6	0.00	0.000				
PITCHER	IP WLS BF H R ER SO BB IBB HBP BLK WP HR S P ERA WHIP	IP WLS BF H R ER SO BB IBB HBP BLK WP HR S P ERA WHIP	IP WLS BF H R ER SO BB IBB HBP BLK WP HR S P ERA WHIP	IP WLS BF H R ER SO BB IBB HBP BLK WP HR S P ERA WHIP	IP WLS BF H R ER SO BB IBB HBP BLK WP HR S P ERA WHIP	IP WLS BF H R ER SO BB IBB HBP BLK WP HR S P ERA WHIP	IP WLS BF H R ER SO BB IBB HBP BLK WP HR S P ERA WHIP	IP WLS BF H R ER SO BB IBB HBP BLK WP HR S P ERA WHIP	IP WLS BF H R ER SO BB IBB HBP BLK WP HR S P ERA WHIP	IP WLS BF H R ER SO BB IBB HBP BLK WP HR S P ERA WHIP	IP WLS BF H R ER SO BB IBB HBP BLK WP HR S P ERA WHIP	IP WLS BF H R ER SO BB IBB HBP BLK WP HR S P ERA WHIP	IP WLS BF H R ER SO BB IBB HBP BLK WP HR S P ERA WHIP	IP WLS BF H R ER SO BB IBB HBP BLK WP HR S P ERA WHIP	IP WLS BF H R ER SO BB IBB HBP BLK WP HR S P ERA WHIP	IP WLS BF H R ER SO BB IBB HBP BLK WP HR S P ERA WHIP	IP WLS BF H R ER SO BB IBB HBP BLK WP HR S P ERA WHIP	IP WLS BF H R ER SO BB IBB HBP BLK WP HR S P ERA WHIP	IP WLS BF H R ER SO BB IBB HBP BLK WP HR S P ERA WHIP	IP WLS BF H R ER SO BB IBB HBP BLK WP HR S P ERA WHIP	IP WLS BF H R ER SO BB IBB HBP BLK WP HR S P ERA WHIP	IP WLS BF H R ER SO BB IBB HBP BLK WP HR S P ERA WHIP
54 Brad Lidge, R ERA: 3.86	1.0	S	6	1	0	3	2	0	0	0	0	0	0	0	0	15	30	0.00	3.000			

AB	34
R	3
H	8
RBI	3
BB	6
SO	11
LOB	20



AB	34
R	4
H	10
RBI	3
BB	2
SO	10
LOB	19



Batter	1	2	3	4	5	6	7	8	9	AB	R	H	RBI	BB	SO	LOB	TOP			
7 Seth Smith, L (1, 7)	G4-3	F7			P6		2B		HR	5	1	2	2	0	0	1				
18 Jonathan Herrera, S (1, 4)	5 1B		L6		F7		F7		23 WP	3	1	0	0	2	0	1				
5 Carlos González, L (1, 8)	19 1B		FC6-4		G4-3				23 WP	5	1	3	0	0	1	0				
23 Jason Giambi, L (1, 3)	19 1B		FC6-4		FC6-4		9 19 1B		G3-4-1	2	0	1	1	3	0	0				
19 Ryan Spilborghs, R (1, 9)	9 1B		FC6-4		FC6-4		9 1B		G1-3	4	0	2	1	1	0	5				
9 Ian Stewart, L (1, 5)	G4-6-3		L6		G4-6-3		G4-6-3		G4-3	4	0	0	0	0	0	7				
21 Miguel Olivo, R (1, 2)			G5-3		F8				7 HR	4	1	2	0	0	0	1				
12 Clint Barmes, R (1, 6)			F9		G4-3		F8		G5-3	3	0	0	0	0	0	1				
6 Melvin Mora, R (9, PH)										1	0	0	0	0	0	1				
46 Jason Hammel, R (1, 1)										2	0	0	0	0	2	1				
53 Randy Flores, L (6, 1)										0	0	0	0	0	0	0				
24 Dexter Fowler, S (7, PH)										1	0	0	0	0	1	0				
35 Taylor Buchholz, R (7, 1)										0	0	0	0	0	0	0				
11 Brad Hawpe, L (9, PH)										1	0	0	0	0	0	1				
Inning Stats	R: 2 E: 0 K: 0 S: 11	H: 3 LOB: 1 BB: 1 P: 20	R: 0 E: 0 K: 1 S: 16	H: 1 LOB: 2 BB: 0 P: 20	R: 0 E: 0 K: 1 S: 9	H: 1 LOB: 2 BB: 1 P: 18	R: 0 E: 0 K: 1 S: 7	H: 0 LOB: 0 BB: 0 P: 12	R: 0 E: 0 K: 0 S: 5	H: 1 LOB: 1 BB: 1 P: 9	R: 0 E: 0 K: 1 S: 13	H: 1 LOB: 1 BB: 0 P: 21	R: 0 E: 0 K: 1 S: 7	H: 0 LOB: 3 BB: 2 P: 13	R: 2 E: 0 K: 0 S: 18	H: 3 LOB: 3 BB: 2 P: 34	1B: 7 2B: 2 3B: 0 HR: 1	SF: 0 SAC: 0 DP: 2 HBP: 0	WP: 1 PB: 0 SB: 1 CS: 0	PA: 41
PITCHER	IP WLS BF H R ER SO BB IBB HBP BLK WP HR S P ERA WHIP											IP WLS BF H R ER SO BB IBB HBP BLK WP HR S P ERA WHIP								
56 Joe Blanton, R (1, 1)	6.0 W 25 6 2 2 2 3 0 0 0 0 0 0 53 85 3.00 1.500																			
37 Chad Durbin, R (7, 1)	1.0 H 4 1 0 0 1 0 0 0 0 0 0 13 21 0.00 1.000																			
16 J.C. Romero, L (8, 1)	1.0 H 4 0 0 0 1 1 0 0 0 0 0 7 13 0.00 1.000																			
54 Brad Lidge, R (9, 1)	1.0 S 8 3 2 2 0 1 1 0 0 1 1 18 34 18.00 4.000																			
Batter	1	2	3	4	5	6	7	8	9	AB	R	H	RBI	BB	SO	LOB	BOTTOM			
11 Jimmy Rollins, S (1, 6)	G4-3	E3			K		P6		G3	5	0	0	1	0	1	4				
27 Placido Polanco, R (1, 4)	G6-3	F6					6 WP			5	0	2	1	0	1	3				
29 Raul Ibanez, L (1, 7)							F7			3	0	1	1	1	1	3				
6 Ryan Howard, L (1, 3)	K									3	0	0	0	1	3	3				
3 Ross Gload, L (1, 9)										3	1	1	0	0	1	2				
28 Jayson Werth, R (7, 9)	19 2B		G3						F8	1	0	0	0	0	0	0				
8 Shane Victorino, S (1, 8)										4	0	1	0	0	1	3				
19 Greg Dobbs, L (1, 5)										4	2	2	0	0	1	1				
21 Wilson Valdez, R (8, 4)										0	0	0	0	0	0	0				
23 Brian Schneider, L (1, 2)										3	2	1	2	1	1	0				
51 Carlos Ruiz, R (9, 2)										0	0	0	0	0	0	0				
56 Joe Blanton, R (1, 1)	5.2 L 29 7 5 4 8 3 0 0 0 0 0 0 71 11 6.35 1.765																			
12 Cody Ransom, S (5, PH)	0.1	2	1	0	0	1	0	0	0	0	0	0	0	0	0	0				
37 Chad Durbin, R (7, 1)	2.0	7	0	0	0	2	1	0	0	0	0	12	20	0.00	0.500					
16 J.C. Romero, S (8, 1)										2	0	0	0	0	0	0				
10 Ben Francisco, R (8, PH)										0	0	0	0	0	0	0				
54 Brad Lidge, R (9, 1)										0	0	0	0	0	0	0				
Inning Stats	R: 0 E: 0 K: 1 S: 7	H: 0 LOB: 1 BB: 1 P: 13	R: 3 E: 2 K: 2 S: 20	H: 3 LOB: 2 BB: 0 P: 33	R: 0 E: 0 K: 2 S: 13	H: 1 LOB: 1 BB: 0 P: 20	R: 0 E: 0 K: 2 S: 8	H: 0 LOB: 0 BB: 0 P: 9	R: 0 E: 0 K: 1 S: 12	H: 1 LOB: 2 BB: 1 P: 16	R: 2 E: 0 K: 1 S: 16	H: 3 LOB: 2 BB: 1 P: 27	R: 0 E: 0 K: 0 S: 4	H: 0 LOB: 1 BB: 1 P: 5	R: 0 E: 0 K: 2 S: 8	H: 0 LOB: 1 BB: 1 P: 15	1B: 6 2B: 1 3B: 1 HR: 0	SF: 0 SAC: 1 DP: 0 HBP: 0	WP: 1 PB: 0 SB: 1 CS: 0	PA: 38
PITCHER	IP WLS BF H R ER SO BB IBB HBP BLK WP HR S P ERA WHIP											IP WLS BF H R ER SO BB IBB HBP BLK WP HR S P ERA WHIP								
46 Jason Hammel, R (1, 1)	5.2 L 29 7 5 4 8 3 0 0 0 0 0 0 71 11 6.35 1.765																			
53 Randy Flores, L (6, 1)	0.1	2	1	0	0	1	0	0	0	0	0	0	0	0	0	0				
35 Taylor Buchholz, R (7, 1)	2.0	7	0	0	0	2	1	0	0	0	0	12	20	0.00	0.500					

Colorado Rockies @ Philadelphia Phillies
Citizens Bank Park, Philadelphia, PA
Mon Jul 26 2010, 1:10 PM - 4:01 PM EDT
Att: 44,838 - Sunny - 84 F

AB	35
R	4
H	10
RBI	4
BB	6
SO	4
LOB	19



Colorado Rockies @ Philadelphia Phillies
Citizens Bank Park, Philadelphia, PA
Mon Jul 26 2010, 1:10 PM - 4:01 PM EDT
Att: 44,838 - Sunny - 84 F

AB	33
R	5
H	8
RBI	5
BB	4
SO	11
LOB	20



Batter	1	2	3	4	5	6	7	8	9	AB	R	H	RBI	BB	SO	LOB	TOP							
24 Chris Young, R OBP: 0.335, SLG: 0.470										4	1	2	0	0	0	0	Arizona Diamondbacks @ Philadelphia Phillies Citizens Bank Park, Philadelphia, PA Tue Jul 27 2010, 7:08 PM - 10:20 PM EDT Att: 44,379 - Partly Cloudy - 85 F							
2 Kelly Johnson, L OBP: 0.356, SLG: 0.499										4	1	0	0	1	2	4								
10 Justin Upton, R OBP: 0.368, SLG: 0.482										3	1	1	0	0	2	0								
8 Gerardo Parra, L OBP: 0.312, SLG: 0.388										2	1	1	1	1	1	0								
25 Adam LaRoche, L OBP: 0.334, SLG: 0.454										4	0	0	1	1	0	4								
26 Miguel Montero, L OBP: 0.355, SLG: 0.402										3	1	1	2	2	1	1								
27 Mark Reynolds, R OBP: 0.325, SLG: 0.488										3	1	1	2	2	1	1								
6 Stephen Drew, L OBP: 0.339, SLG: 0.399										4	0	1	1	1	1	3								
4 Rusty Ryal, R OBP: 0.346, SLG: 0.435										5	0	2	0	0	1	0								
13 Rodrigo Lopez, R OBP: 0.287, SLG: 0.367										3	0	0	0	0	0	2		5						
55 Blaine Boyer, R ERA: 4.19										0	0	0	0	0	0	0								
39 Jordan Norberto, L ERA: 11.05										0	0	0	0	0	0	0								
32 Esmerling Vasquez, R ERA: 4.54										0	0	0	0	0	0	0								
3 Tony Abreu, S ERA: 3.26										1	0	0	0	0	0	0								
50 Chad Qualls, R ERA: 8.51										0	0	0	0	0	0	0								
Inning Stats	R: 1 E: 0 K: 1 S: 17	H: 1 LOB: 3 BB: 2 P: 31	R: 0 E: 0 K: 2 S: 9	H: 0 LOB: 0 BB: 0 P: 12	R: 0 E: 0 K: 2 S: 8	H: 0 LOB: 0 BB: 0 P: 15	R: 1 E: 0 K: 1 S: 16	H: 2 LOB: 3 BB: 1 P: 26	R: 1 E: 0 K: 2 S: 14	H: 3 LOB: 3 BB: 1 P: 24	R: 2 E: 1 K: 0 S: 16	H: 1 LOB: 1 BB: 0 P: 24	R: 0 E: 0 K: 0 S: 5	H: 0 LOB: 0 BB: 0 P: 9	R: 0 E: 0 K: 0 S: 11	H: 1 LOB: 2 BB: 1 P: 22	R: 0 E: 0 K: 2 S: 10	H: 0 LOB: 0 BB: 0 P: 14	1B: 4 2B: 3 3B: 0 HR: 1	SF: 1 SAC: 0 DP: 0 HBP: 2	WP: 0 PB: 0 SB: 0 CS: 0	PA: 44		
PITCHER	IP WLS BF H R ER SO BB IBB HBP BLK WP HR S P ERA WHIP	IP WLS BF H R ER SO BB IBB HBP BLK WP HR S P ERA WHIP	IP WLS BF H R ER SO BB IBB HBP BLK WP HR S P ERA WHIP	IP WLS BF H R ER SO BB IBB HBP BLK WP HR S P ERA WHIP	IP WLS BF H R ER SO BB IBB HBP BLK WP HR S P ERA WHIP	IP WLS BF H R ER SO BB IBB HBP BLK WP HR S P ERA WHIP	IP WLS BF H R ER SO BB IBB HBP BLK WP HR S P ERA WHIP	IP WLS BF H R ER SO BB IBB HBP BLK WP HR S P ERA WHIP	IP WLS BF H R ER SO BB IBB HBP BLK WP HR S P ERA WHIP	IP WLS BF H R ER SO BB IBB HBP BLK WP HR S P ERA WHIP	IP WLS BF H R ER SO BB IBB HBP BLK WP HR S P ERA WHIP	IP WLS BF H R ER SO BB IBB HBP BLK WP HR S P ERA WHIP	IP WLS BF H R ER SO BB IBB HBP BLK WP HR S P ERA WHIP	IP WLS BF H R ER SO BB IBB HBP BLK WP HR S P ERA WHIP	IP WLS BF H R ER SO BB IBB HBP BLK WP HR S P ERA WHIP	IP WLS BF H R ER SO BB IBB HBP BLK WP HR S P ERA WHIP	IP WLS BF H R ER SO BB IBB HBP BLK WP HR S P ERA WHIP	IP WLS BF H R ER SO BB IBB HBP BLK WP HR S P ERA WHIP	IP WLS BF H R ER SO BB IBB HBP BLK WP HR S P ERA WHIP	IP WLS BF H R ER SO BB IBB HBP BLK WP HR S P ERA WHIP	IP WLS BF H R ER SO BB IBB HBP BLK WP HR S P ERA WHIP	IP WLS BF H R ER SO BB IBB HBP BLK WP HR S P ERA WHIP	IP WLS BF H R ER SO BB IBB HBP BLK WP HR S P ERA WHIP	IP WLS BF H R ER SO BB IBB HBP BLK WP HR S P ERA WHIP
35 Cole Hamels, L ERA: 3.48	5.0	W	6	1	2	1	0	1	0	0	0	0	0	0	16	24	9.00	2.000						
57 David Herndon, R ERA: 4.19	1.0	H	3	0	0	0	0	0	0	0	0	0	0	5	9	0.00	0.000							
55 Danys Baez, R ERA: 4.95	1.0	H	5	1	0	0	0	1	0	0	0	0	0	11	22	0.00	2.000							
52 Jose Contreras, R ERA: 3.97	1.0		3	0	0	0	2	0	0	0	0	0	0	10	14	0.00	0.000							

Batter	1	2	3	4	5	6	7	8	9	AB	R	H	RBI	BB	SO	LOB	BOTTOM							
8 Shane Victorino, S OBP: 0.311, SLG: 0.438										4	1	2	0	0	1	0	Arizona Diamondbacks @ Philadelphia Phillies Citizens Bank Park, Philadelphia, PA Tue Jul 27 2010, 7:08 PM - 10:20 PM EDT Att: 44,379 - Partly Cloudy - 85 F							
3 Ross Gload, L OBP: 0.310, SLG: 0.475										5	1	2	0	0	2									
27 Placido Polanco, R OBP: 0.348, SLG: 0.437										4	2	2	1	1	0	1								
29 Raul Ibanez, L OBP: 0.343, SLG: 0.411										4	2	2	3	1	1	2								
6 Ryan Howard, L OBP: 0.364, SLG: 0.546										4	2	2	3	1	1	2								
28 Jayson Werth, R OBP: 0.383, SLG: 0.515										3	1	2	2	2	0	0								
18 Greg Dobbs, L OBP: 0.297, SLG: 0.350										3	0	0	0	0	0	6								
57 David Herndon, R ERA: 4.19										0	0	0	0	0	0	1								
10 Ben Francisco, R OBP: 0.335, SLG: 0.400										0	0	0	0	0	0	1								
55 Danys Baez, R ERA: 4.95										0	0	0	0	0	0	1								
52 Jose Contreras, R ERA: 3.97										0	0	0	0	0	0	1								
46 Ryan Madson, L ERA: 8.51										0	0	0	0	0	0	1								
Inning Stats	R: 0 E: 0 K: 1 S: 11	H: 1 LOB: 3 BB: 2 P: 20	R: 0 E: 0 K: 2 S: 7	H: 1 LOB: 0 BB: 0 P: 10	R: 2 E: 0 K: 0 S: 12	H: 3 LOB: 3 BB: 2 P: 24	R: 0 E: 0 K: 1 S: 8	H: 1 LOB: 1 BB: 0 P: 12	R: 2 E: 0 K: 0 S: 13	H: 1 LOB: 0 BB: 1 P: 21	R: 3 E: 0 K: 1 S: 18	H: 4 LOB: 1 BB: 0 P: 29	R: 2 E: 0 K: 0 S: 13	H: 2 LOB: 0 BB: 0 P: 22	R: 0 E: 0 K: 0 S: 5	H: 0 LOB: 0 BB: 0 P: 9	1B: 9 2B: 1 3B: 0 HR: 3	SF: 0 SAC: 1 DP: 0 HBP: 0	WP: 1 PB: 0 SB: 1 CS: 1	PA: 41				
PITCHER	IP WLS BF H R ER SO BB IBB HBP BLK WP HR S P ERA WHIP	IP WLS BF H R ER SO BB IBB HBP BLK WP HR S P ERA WHIP	IP WLS BF H R ER SO BB IBB HBP BLK WP HR S P ERA WHIP	IP WLS BF H R ER SO BB IBB HBP BLK WP HR S P ERA WHIP	IP WLS BF H R ER SO BB IBB HBP BLK WP HR S P ERA WHIP	IP WLS BF H R ER SO BB IBB HBP BLK WP HR S P ERA WHIP	IP WLS BF H R ER SO BB IBB HBP BLK WP HR S P ERA WHIP	IP WLS BF H R ER SO BB IBB HBP BLK WP HR S P ERA WHIP	IP WLS BF H R ER SO BB IBB HBP BLK WP HR S P ERA WHIP	IP WLS BF H R ER SO BB IBB HBP BLK WP HR S P ERA WHIP	IP WLS BF H R ER SO BB IBB HBP BLK WP HR S P ERA WHIP	IP WLS BF H R ER SO BB IBB HBP BLK WP HR S P ERA WHIP	IP WLS BF H R ER SO BB IBB HBP BLK WP HR S P ERA WHIP	IP WLS BF H R ER SO BB IBB HBP BLK WP HR S P ERA WHIP	IP WLS BF H R ER SO BB IBB HBP BLK WP HR S P ERA WHIP	IP WLS BF H R ER SO BB IBB HBP BLK WP HR S P ERA WHIP	IP WLS BF H R ER SO BB IBB HBP BLK WP HR S P ERA WHIP	IP WLS BF H R ER SO BB IBB HBP BLK WP HR S P ERA WHIP	IP WLS BF H R ER SO BB IBB HBP BLK WP HR S P ERA WHIP	IP WLS BF H R ER SO BB IBB HBP BLK WP HR S P ERA WHIP	IP WLS BF H R ER SO BB IBB HBP BLK WP HR S P ERA WHIP	IP WLS BF H R ER SO BB IBB HBP BLK WP HR S P ERA WHIP	IP WLS BF H R ER SO BB IBB HBP BLK WP HR S P ERA WHIP	IP WLS BF H R ER SO BB IBB HBP BLK WP HR S P ERA WHIP
13 Rodrigo Lopez, R ERA: 4.68	5.0	H	4	1	1	1	0	0	0	0	0	0	0	6	10	13.50	1.500							
55 Blaine Boyer, R ERA: 4.63	0.2	H	3	1	1	1	0	0	0	0	0	0	0	6	10	0.00	3.000							
39 Jordan Norberto, L ERA: 11.05	0.0	L	2	2	2	2	0	0	0	0	1	1	7	13										
32 Esmerling Vasquez, R ERA: 4.54	0.1		2	1	0	0	1	0	0	0	0	0	5	6	0.00	3.000								
50 Chad Qualls, R ERA: 8.51	2.0		8	2	2	2	0	0	0	0	0	1	18	31	9.00	1.000								

Batter	1	2	3	4	5	6	7	8	9	AB	R	H	RBI	BB	SO	LOB	TOP			
6 Stephen Drew, L OBP: 0.338, SLG: 0.397	G4-1			24 CS 1B		G6-3		F9		4	0	1	0	0	0	0	Arizona Diamondbacks @ Philadelphia Phillies Citizens Bank Park, Philadelphia, PA Wed Jul 28 2010, 7:07 PM - 9:49 PM EDT Att: 45,048 - Partly Cloudy - 89 F			
2 Kelly Johnson, L OBP: 0.365, SLG: 0.496	L4			K		K			26 2B 1B	4	1	1	0	0	2	1				
24 Chris Young, R OBP: 0.334, SLG: 0.468	F9			1-2 1B					F8	4	0	1	0	0	1	1				
25 Adam LaRoche, L OBP: 0.331, SLG: 0.448		K		L1-5-3					L9	4	0	0	0	0	2	2				
26 Miguel Montero, L OBP: 0.359, SLG: 0.413	F8					G4-3				4	0	2	1	0	0	0				
27 Mark Reynolds, R OBP: 0.334, SLG: 0.485	K					F7				4	0	1	0	0	1	1				
4 Rusty Ryal, R OBP: 0.346, SLG: 0.429										2	0	0	0	0	0	2				
8 Gerardo Parra, L OBP: 0.307, SLG: 0.382				K		G4-3				3	0	0	0	0	1	1				
36 Edwin Jackson, R OBP: 0.200, SLG: 0.237										2	0	0	0	0	1	0				
38 Sam Demel, R OBP: 0.248, SLG: 0.283	G4-3									0	0	0	0	0	0	0				
58 Juan Gutierrez, R OBP: 0.248, SLG: 0.283										0	0	0	0	0	1	0				
58 Juan Gutierrez, R OBP: 0.248, SLG: 0.283										0	0	0	0	0	0	0				
Inning Stats	R: 0 E: 0 K: 0 S: 9	H: 0 LOB: 0 BB: 0 P: 10	R: 0 E: 0 K: 2 S: 8	H: 0 LOB: 0 BB: 0 P: 11	R: 0 E: 0 K: 1 S: 6	H: 0 LOB: 0 BB: 0 P: 10	R: 0 E: 0 K: 1 S: 12	H: 2 LOB: 1 BB: 0 P: 20	R: 0 E: 0 K: 2 S: 7	H: 0 LOB: 1 BB: 0 P: 14	R: 0 E: 0 K: 2 S: 13	H: 0 LOB: 2 BB: 0 P: 20	R: 0 E: 0 K: 1 S: 7	H: 0 LOB: 0 BB: 0 P: 10	R: 1 E: 0 K: 0 S: 7	H: 2 LOB: 1 BB: 0 P: 10	1B: 5 2B: 1 3B: 0 HR: 0	SF: 0 SAC: 0 DP: 0 HBP: 1	WP: 0 PB: 0 SB: 0 CS: 1	PA: 33
PITCHER 34 Roy Halladay, R ERA: 2.21	IP: 9.0 WLS: W BF: 33 H: 6 R: 1 ER: 1 SO: 9 BB: 0 IBB: 0 HBP: 1 BLK: 0 WP: 0 HR: 0 S: 78 P: 114 ERA: 1.00 WHIP: 0.667											PITCHER	IP: 9.0 WLS: W BF: 33 H: 6 R: 1 ER: 1 SO: 9 BB: 0 IBB: 0 HBP: 1 BLK: 0 WP: 0 HR: 0 S: 78 P: 114 ERA: 1.00 WHIP: 0.667							

Batter	1	2	3	4	5	6	7	8	9	AB	R	H	RBI	BB	SO	LOB	BOTTOM	
27 Placido Polanco, R OBP: 0.346, SLG: 0.434	L9	G6-3		K				F7		5	0	1	1	0	1	2	Arizona Diamondbacks @ Philadelphia Phillies Citizens Bank Park, Philadelphia, PA Wed Jul 28 2010, 7:07 PM - 9:49 PM EDT Att: 45,048 - Partly Cloudy - 89 F	
19 Greg Dobbs, L OBP: 0.263, SLG: 0.341	G6-3					G3-1				4	0	0	0	0	0	1		
12 Cody Ransom, R OBP: 0.219, SLG: 0.387			P4			G3		P4		1	0	0	0	0	0	0		
29 Raul Ibanez, L OBP: 0.349, SLG: 0.416	6 PB BB		28 FC5 2B			G3				3	1	2	0	2	0	0		
6 Ryan Howard, L OBP: 0.362, SLG: 0.540	K		28 FC5 BB			K		K		4	0	0	0	1	4	3		
28 Jayson Werth, R OBP: 0.387, SLG: 0.524		9 2B 2B	1-2 2-3F 2B	FC5		51 2B 1B		9 SF9 51 2B 2B		4	3	3	0	0	0	2		
9 Domic Brown, L OBP: 0.500, SLG: 1.000	51 1B 21 G6-3 2B		G3			51 2B 1B		SF9		3	2	2	2	0	0	2		
51 Carlos Ruiz, R OBP: 0.397, SLG: 0.387	34 G4-3 21 G6-3 1B			G6-3		21 G6-3 27 1B 2B				4	1	3	3	0	0	0		
21 Wilson Valdez, R OBP: 0.260, SLG: 0.355	G6-3			G6-3		G6-3				3	0	0	1	1	0	2		
34 Roy Halladay, R OBP: 0.129, SLG: 0.115	G4-3					G5-3		K		4	0	1	0	0	1	4		
Inning Stats	R: 0 E: 0 K: 1 S: 13	H: 0 LOB: 1 BB: 1 P: 22	R: 2 E: 0 K: 0 S: 11	H: 3 LOB: 1 BB: 0 P: 16	R: 0 E: 0 K: 0 S: 12	H: 1 LOB: 2 BB: 1 P: 21	R: 0 E: 0 K: 1 S: 9	H: 1 LOB: 0 BB: 0 P: 18	R: 3 E: 0 K: 0 S: 19	H: 4 LOB: 1 BB: 0 P: 25	R: 2 E: 0 K: 2 S: 20	H: 3 LOB: 2 BB: 1 P: 34	R: 0 E: 0 K: 1 S: 10	H: 0 LOB: 1 BB: 1 P: 18	1B: 6 2B: 6 3B: 0 HR: 0	SF: 1 SAC: 0 DP: 0 HBP: 0	WP: 0 PB: 1 SB: 0 CS: 0	PA: 40
PITCHER 36 Edwin Jackson, R ERA: 5.16	IP: 5.0 WLS: L BF: 25 H: 8 R: 5 ER: 5 SO: 3 BB: 2 IBB: 0 HBP: 0 BLK: 0 WP: 0 HR: 0 S: 61 P: 103 ERA: 9.00 WHIP: 2.000											PITCHER	IP: 5.0 WLS: L BF: 25 H: 8 R: 5 ER: 5 SO: 3 BB: 2 IBB: 0 HBP: 0 BLK: 0 WP: 0 HR: 0 S: 61 P: 103 ERA: 9.00 WHIP: 2.000					
PITCHER 38 Sam Demel, R ERA: 4.91	IP: 2.0 WLS: L BF: 11 H: 4 R: 2 ER: 2 SO: 2 BB: 0 IBB: 0 HBP: 0 BLK: 0 WP: 0 HR: 0 S: 29 P: 44 ERA: 9.00 WHIP: 2.000											PITCHER	IP: 2.0 WLS: L BF: 11 H: 4 R: 2 ER: 2 SO: 2 BB: 0 IBB: 0 HBP: 0 BLK: 0 WP: 0 HR: 0 S: 29 P: 44 ERA: 9.00 WHIP: 2.000					
PITCHER 58 Juan Gutierrez, R ERA: 6.75	IP: 1.0 WLS: L BF: 4 H: 0 R: 0 ER: 0 SO: 1 BB: 0 IBB: 0 HBP: 0 BLK: 0 WP: 0 HR: 0 S: 10 P: 18 ERA: 0.00 WHIP: 1.000											PITCHER	IP: 1.0 WLS: L BF: 4 H: 0 R: 0 ER: 0 SO: 1 BB: 0 IBB: 0 HBP: 0 BLK: 0 WP: 0 HR: 0 S: 10 P: 18 ERA: 0.00 WHIP: 1.000					

Batter	1	2	3	4	5	6	7	8	9	AB	R	H	RBI	BB	SO	LOB	TOP			
11 Jimmy Rollins, S OBP: 0.328, SLG: 0.384	P4		G3-1		G4-3			G3		4	0	0	0	0	0	1	Philadelphia Phillies @ Washington Nationals Nationals Park, Washington, DC Fri Jul 30 2010, 7:06 PM - 9:38 PM EDT Att: 32,590 - Clear - 82 F			
27 Placido Polanco, R OBP: 0.343, SLG: 0.434	F9				G3-1		K	G6-3		4	0	0	0	0	1	0				
29 Raul Ibanez, L OBP: 0.354, SLG: 0.425							F9			3	0	2	0	1	0	0				
6 Ryan Howard, L OBP: 0.355, SLG: 0.528	G6-3									4	0	0	0	0	2	3				
28 Jayson Werth, R OBP: 0.383, SLG: 0.524		G6-3								4	1	2	1	0	1	0				
9 Dornic Brown, L OBP: 0.444, SLG: 0.625										4	0	2	0	0	2	2				
19 Greg Dobbs, L OBP: 0.263, SLG: 0.333										3	0	0	0	1	0	2				
51 Carlos Ruiz, R OBP: 0.390, SLG: 0.384										4	0	0	0	0	1	3				
44 Roy Oswalt, R OBP: 0.161, SLG: 0.133										2	0	0	0	0	0	1				
10 Ben Francisco, R (7, PH) OBP: 0.311, SLG: 0.395										1	0	0	0	0	1	1				
37 Chad Durbin, R (7, 1) OBP: 0.311, SLG: 0.395										0	0	0	0	0	0	0				
57 David Herndon, R (8, 1)										0	0	0	0	0	0	0				
Inning Stats	R: 0 H: 1 E: 0 K: 0 S: 8	H: 1 LOB: 1 BB: 0 P: 10	R: 0 H: 0 E: 0 K: 1 S: 5	H: 0 LOB: 0 BB: 0 P: 7	R: 0 H: 0 E: 0 K: 1 S: 8	H: 0 LOB: 0 BB: 0 P: 13	R: 0 H: 2 E: 0 K: 2 S: 12	H: 2 LOB: 2 BB: 0 P: 17	R: 0 H: 0 E: 0 K: 1 S: 8	H: 0 LOB: 1 BB: 1 P: 14	R: 1 H: 2 E: 0 K: 1 S: 11	H: 2 LOB: 1 BB: 0 P: 17	R: 0 H: 0 E: 0 K: 1 S: 8	H: 0 LOB: 1 BB: 0 P: 18	R: 0 H: 1 E: 0 K: 1 S: 10	H: 1 LOB: 1 BB: 0 P: 14	1B: 5 2B: 0 3B: 0 HR: 1	SF: 0 SAC: 0 DP: 0 HBP: 0	WP: 0 PB: 0 SB: 0 CS: 0	PA: 35
PITCHER	IP WLS BF H R ER SO BB IBB HBP BLK WP HR S P ERA WHIP																			
35 Craig Stammen, R ERA: 5.24	6.1 W 25 5 1 1 5 1 0 0 0 0 1 55 89 1.42 0.947																			
36 Tyler Clippard, R ERA: 3.18	1.2 6 0 0 0 2 1 0 0 0 0 0 13 24 0.00 0.600																			
99 Collin Balester, R ERA: 3.0	1.0 4 1 0 0 1 0 0 0 0 0 0 10 14 0.00 1.000																			


Batter	1	2	3	4	5	6	7	8	9	AB	R	H	RBI	BB	SO	LOB	BOTTOM			
1 Nyer Morgan, L OBP: 0.323, SLG: 0.325	G4-3							G3		3	2	1	0	1	0	0	Philadelphia Phillies @ Washington Nationals Nationals Park, Washington, DC Fri Jul 30 2010, 7:06 PM - 9:38 PM EDT Att: 32,590 - Clear - 82 F			
20 Adam Kennedy, L OBP: 0.336, SLG: 0.341	G4-3									5	2	4	1	0	0	0				
11 Ryan Zimmerman, R (1, 5)	P4									4	1	1	1	0	0	2				
44 Adam Dunn, L OBP: 0.365, SLG: 0.561										3	1	1	0	0	1	3				
12 Alberto Gonzalez, R OBP: 0.322, SLG: 0.384										1	0	0	0	0	0	1				
16 Josh Willingham, R (1, 7)	P3									3	1	1	2	1	0	2				
2 Roger Bernadina, L OBP: 0.328, SLG: 0.425		G3								3	0	2	2	1	0	0				
7 Ivan Rodriguez, R OBP: 0.286, SLG: 0.342										3	0	0	0	1	2	3				
6 Ian Desmond, R OBP: 0.290, SLG: 0.391										3	0	0	1	0	0	1				
35 Craig Stammen, R OBP: 0.278, SLG: 0.353										3	1	1	0	0	1	2				
36 Tyler Clippard, R OBP: 0.500, SLG: 0.500										1	0	0	0	0	1	2				
99 Collin Balester, R (9, 1)										0	0	0	0	0	0	0				
Inning Stats	R: 1 H: 2 E: 0 K: 0 S: 8	H: 2 LOB: 1 BB: 0 P: 12	R: 0 H: 0 E: 0 K: 1 S: 6	H: 0 LOB: 0 BB: 0 P: 10	R: 2 H: 2 E: 1 K: 1 S: 14	H: 2 LOB: 1 BB: 0 P: 23	R: 0 H: 1 E: 0 K: 1 S: 11	H: 1 LOB: 1 BB: 0 P: 13	R: 2 H: 2 E: 0 K: 0 S: 8	H: 2 LOB: 2 BB: 2 P: 18	R: 0 H: 0 E: 0 K: 1 S: 7	H: 0 LOB: 0 BB: 0 P: 10	R: 3 H: 3 E: 0 K: 1 S: 16	H: 3 LOB: 2 BB: 2 P: 30	R: 0 H: 1 E: 0 K: 0 S: 9	H: 1 LOB: 1 BB: 0 P: 11	1B: 6 2B: 4 3B: 1 HR: 0	SF: 2 SAC: 0 DP: 1 HBP: 2	WP: 0 PB: 0 SB: 1 CS: 1	PA: 40
PITCHER	IP WLS BF H R ER SO BB IBB HBP BLK WP HR S P ERA WHIP																			
44 Roy Oswalt, R ERA: 3.53	6.0 L 28 7 5 4 4 2 0 0 2 0 0 0 54 86 6.00 1.500																			
37 Chad Durbin, R ERA: 3.59	1.0 8 3 3 3 1 1 1 0 0 0 0 16 30 27.00 4.000																			
57 David Herndon, R (8, 1)	1.0 4 1 0 0 0 0 0 0 0 0 0 9 11 0.00 1.000																			

Batter	1	2	3	4	5	6	7	8	9	10	11	AB	R	H	RBI	BB	SO	LOB	TOP								
11 Jimmy Rollins, S OBP: 0.330, SLG: 0.376	G5-3	G1-3		L4			BB	P5			F8	5	1	0	0	1	0	4									
27 Placido Polanco, R OBP: 0.349, SLG: 0.437	G6-3	G6-3			E6		BB			F8	2B	6	2	3	2	0	0	1									
28 Jayson Werth, R OBP: 0.390, SLG: 0.529	10B		P4				P2			K		5	1	2	1	1	1	1									
6 Ryan Howard, L OBP: 0.366, SLG: 0.528	10B		G6-3							G4-3		0	0	0	0	0	0	0									
12 Cody Ransom, R OBP: 0.262, SLG: 0.359	10B											2	1	0	0	0	1	2									
3 Ross Gload, L OBP: 0.326, SLG: 0.476	9B											2	0	1	0	1	0	0									
10 Ben Francisco, R OBP: 0.312, SLG: 0.400	51S											6	0	2	2	0	2	5									
9 Dominic Brown, L OBP: 0.263, SLG: 0.333	51S		G4-3									5	0	1	1	0	2	4									
51 Carlos Ruiz, R OBP: 0.386, SLG: 0.394	FC5			G5-3		G4-3		F8		F8		5	0	0	0	0	2										
21 Wilson Valdez, R OBP: 0.269, SLG: 0.358				G6-3		G5-3		E6			11F8	5	1	2	0	0	0	0									
35 Cole Hamels, L OBP: 0.362, SLG: 0.500												2	0	1	0	0	0	0									
19 Greg Dobbs, L OBP: 0.285, SLG: 0.328												1	0	0	0	0	0	1									
46 Ryan Madson, L OBP: 0.289, SLG: 0.357												0	0	0	0	0	0	0									
52 Jose Contreras, R OBP: 0.289, SLG: 0.357												0	0	0	0	0	0	0									
44 Roy Oswalt, R OBP: 0.289, SLG: 0.357												0	0	0	0	0	0	0									
54 Brad Lidge, R OBP: 0.289, SLG: 0.357												0	0	0	0	0	0	0									
Inning Stats	R: 2 E: 0 K: 0 S: 15	H: 3 LOB: 2 BB: 0 P: 27	R: 0 E: 0 K: 0 S: 7	H: 1 LOB: 1 BB: 0 P: 11	R: 0 E: 0 K: 0 S: 11	H: 1 LOB: 1 BB: 0 P: 13	R: 0 E: 0 K: 3 S: 8	H: 1 LOB: 1 BB: 0 P: 12	R: 0 E: 1 K: 0 S: 5	H: 0 LOB: 0 BB: 0 P: 10	R: 2 E: 0 K: 0 S: 13	H: 2 LOB: 1 BB: 0 P: 27	R: 0 E: 1 K: 0 S: 11	H: 0 LOB: 1 BB: 0 P: 17	R: 0 E: 0 K: 1 S: 5	H: 0 LOB: 0 BB: 0 P: 7	R: 0 E: 0 K: 1 S: 9	H: 0 LOB: 0 BB: 0 P: 12	R: 0 E: 0 K: 1 S: 10	H: 3 LOB: 2 BB: 1 P: 16	1B: 8 2B: 4 3B: 0 HR: 0	SF: 0 SAC: 2 DP: 0 HBP: 1	WP: 0 PB: 0 SB: 3 CS: 0	PA: 50			
PITCHER	IP ERA WLS BF H R ER SO BB IBB HBP BLK WP HR S P ERA WHIP	31 John Lannan, L ERA: 5.63	43 Miguel Batista, R ERA: 4.26	62 Joel Peralta, R ERA: 2.01	22 Drew Storen, R ERA: 2.45	99 Collin Balester, R ERA: 6.76	PITCHER	IP ERA WLS BF H R ER SO BB IBB HBP BLK WP HR S P ERA WHIP	31 John Lannan, L ERA: 5.63	43 Miguel Batista, R ERA: 4.26	62 Joel Peralta, R ERA: 2.01	22 Drew Storen, R ERA: 2.45	99 Collin Balester, R ERA: 6.76	PITCHER	IP ERA WLS BF H R ER SO BB IBB HBP BLK WP HR S P ERA WHIP	31 John Lannan, L ERA: 5.63	43 Miguel Batista, R ERA: 4.26	62 Joel Peralta, R ERA: 2.01	22 Drew Storen, R ERA: 2.45	99 Collin Balester, R ERA: 6.76	PITCHER	IP ERA WLS BF H R ER SO BB IBB HBP BLK WP HR S P ERA WHIP	31 John Lannan, L ERA: 5.63	43 Miguel Batista, R ERA: 4.26	62 Joel Peralta, R ERA: 2.01	22 Drew Storen, R ERA: 2.45	99 Collin Balester, R ERA: 6.76

Philadelphia Phillies @ Washington Nationals
 Nationals Park, Washington, DC
 Sun Aug 01 2010, 1:36 PM - 5:12 PM EDT
 Att: 35,807 - Cloudy - 82 F

livebaseballscorecards.com

AB 44
 R 6
 H 12
 RBI 6
 BB 3
 SO 6
 LOB 20




Batter	1	2	3	4	5	6	7	8	9	10	11	AB	R	H	RBI	BB	SO	LOB	BOTTOM								
2 Roger Bernadina, L OBP: 0.329, SLG: 0.425	K			6B		G3		K		SH3		3	1	0	0	0	2	0									
6 Ian Desmond, R OBP: 0.292, SLG: 0.395	G3-1			11B				P6		G3		4	2	2	0	0	0	0									
22 Drew Storen, S OBP: 0.500, SLG: 0.500				11B		44HR						0	0	0	0	0	0	0									
22 Willie Harris, L OBP: 0.289, SLG: 0.357				11B								1	0	0	0	0	1	1									
99 Collin Balester, R ERA: 6.76				11B								0	0	0	0	0	0	0									
44 Adam Dunn, L OBP: 0.367, SLG: 0.563	G4-3							11FC6-4		K		4	1	1	2	1	2	3									
11 Ryan Zimmerman, R OBP: 0.383, SLG: 0.519		F7						FC6-4				5	0	2	2	0	0	1									
16 Josh Willingham, R OBP: 0.390, SLG: 0.462												5	0	0	0	0	3	2									
38 Michael Morse, R OBP: 0.390, SLG: 0.462												5	0	0	0	0	3	2									
20 Adam Kennedy, L OBP: 0.335, SLG: 0.336												2	0	0	0	0	0	0									
12 Alberto Gonzalez, R OBP: 0.330, SLG: 0.389												4	0	2	0	0	0	0									
23 Wil Nieves, R OBP: 0.216, SLG: 0.244												4	0	0	0	0	2	2									
31 John Lannan, L OBP: 0.211, SLG: 0.077												1	0	0	0	0	1	0									
61 Livan Hernandez, R OBP: 0.162, SLG: 0.139												1	0	0	0	0	0	0									
43 Miguel Batista, R OBP: 0.167, SLG: 0.167												0	0	0	0	0	0	0									
62 Joel Peralta, R ERA: 6.76												0	0	0	0	0	0	0									
1 Nyer Morgan, L OBP: 0.323, SLG: 0.326												2	0	1	0	0	0	0									
Inning Stats	R: 0 E: 0 K: 1 S: 5	H: 0 LOB: 0 BB: 0 P: 7	R: 0 E: 0 K: 2 S: 9	H: 0 LOB: 0 BB: 0 P: 16	R: 0 E: 0 K: 1 S: 7	H: 1 LOB: 1 BB: 0 P: 10	R: 2 E: 0 K: 3 S: 14	H: 2 LOB: 1 BB: 0 P: 21	R: 0 E: 0 K: 1 S: 11	H: 0 LOB: 0 BB: 0 P: 17	R: 2 E: 0 K: 1 S: 13	H: 0 LOB: 0 BB: 0 P: 23	R: 0 E: 0 K: 1 S: 9	H: 0 LOB: 1 BB: 1 P: 15	R: 0 E: 0 K: 1 S: 12	H: 0 LOB: 1 BB: 0 P: 18	R: 0 E: 0 K: 1 S: 7	H: 1 LOB: 1 BB: 0 P: 12	R: 0 E: 0 K: 0 S: 6	H: 0 LOB: 0 BB: 0 P: 10	1B: 5 2B: 2 3B: 0 HR: 1	SF: 0 SAC: 1 DP: 1 HBP: 1	WP: 0 PB: 0 SB: 0 CS: 0	PA: 42			
PITCHER	IP ERA WLS BF H R ER SO BB IBB HBP BLK WP HR S P ERA WHIP	35 Cole Hamels, L ERA: 3.56	16 J.C. Romero, L ERA: 2.59	46 Ryan Madson, R ERA: 4.75	52 Jose Contreras, R ERA: 3.65	54 Brad Lidge, R ERA: 5.32	PITCHER	IP ERA WLS BF H R ER SO BB IBB HBP BLK WP HR S P ERA WHIP	35 Cole Hamels, L ERA: 3.56	16 J.C. Romero, L ERA: 2.59	46 Ryan Madson, R ERA: 4.75	52 Jose Contreras, R ERA: 3.65	54 Brad Lidge, R ERA: 5.32	PITCHER	IP ERA WLS BF H R ER SO BB IBB HBP BLK WP HR S P ERA WHIP	35 Cole Hamels, L ERA: 3.56	16 J.C. Romero, L ERA: 2.59	46 Ryan Madson, R ERA: 4.75	52 Jose Contreras, R ERA: 3.65	54 Brad Lidge, R ERA: 5.32	PITCHER	IP ERA WLS BF H R ER SO BB IBB HBP BLK WP HR S P ERA WHIP	35 Cole Hamels, L ERA: 3.56	16 J.C. Romero, L ERA: 2.59	46 Ryan Madson, R ERA: 4.75	52 Jose Contreras, R ERA: 3.65	54 Brad Lidge, R ERA: 5.32

Philadelphia Phillies @ Washington Nationals
 Nationals Park, Washington, DC
 Sun Aug 01 2010, 1:36 PM - 5:12 PM EDT
 Att: 35,807 - Cloudy - 82 F

livebaseballscorecards.com

AB 39
 R 4
 H 8
 RBI 4
 BB 1
 SO 13
 LOB 11



Batter	1	2	3	4	5	6	7	8	9	AB	R	H	RBI	BB	SO	LOB	TOP							
11 Jimmy Rollins, S OBP: 0.332, SLG: 0.378										4	0	1	0	1	0	2								
29 Raul Ibanez, L OBP: 0.382, SLG: 0.429										4	1	1	0	1	2	2								
27 Placido Polanco, R OBP: 0.347, SLG: 0.434										5	1	1	0	0	0	3								
28 Jayson Werth, R OBP: 0.385, SLG: 0.522										5	0	0	0	0	4	5								
10 Ben Francisco, R OBP: 0.224, SLG: 0.431										5	2	3	1	0	1	2								
51 Carlos Ruiz, R OBP: 0.395, SLG: 0.422										5	2	4	2	0	0	2								
12 Cody Ransom, R OBP: 0.244, SLG: 0.333										3	0	0	0	0	0	4								
3 Ross Gload, L OBP: 0.330, SLG: 0.471										1	0	0	0	1	1									
21 Wilson Valdez, R OBP: 0.276, SLG: 0.361										4	0	2	1	1	0	1								
34 Roy Halladay, R OBP: 0.138, SLG: 0.125										3	0	1	2	0	1	3								
37 Chad Durbin, R										0	0	0	0	0	0	0								
Inning Stats	R: 0 E: 0 K: 2 S: 11	H: 1 LOB: 1 BB: 0 P: 17	R: 2 E: 0 K: 0 S: 8	H: 3 LOB: 0 BB: 0 P: 11	R: 0 E: 0 K: 1 S: 9	H: 0 LOB: 0 BB: 0 P: 12	R: 2 E: 0 K: 0 S: 10	H: 3 LOB: 2 BB: 1 P: 19	R: 1 E: 1 K: 1 S: 14	H: 2 LOB: 2 BB: 0 P: 22	R: 0 E: 0 K: 1 S: 12	H: 0 LOB: 1 BB: 1 P: 22	R: 1 E: 0 K: 1 S: 16	H: 3 LOB: 3 BB: 1 P: 27	R: 0 E: 0 K: 1 S: 8	H: 0 LOB: 1 BB: 0 P: 14	R: 0 E: 0 K: 2 S: 11	H: 1 LOB: 1 BB: 0 P: 15	1B: 9 2B: 3 3B: 0 HR: 2	SF: 0 SAC: 1 DP: 1 HBP: 0	WP: 0 PB: 0 SB: 0 CS: 0	PA: 44		
PITCHER	IP ERA WHIP	WLS LOB	BF H R ER SO	H R ER SO	BB IBB HBP BLK	WP HR S P	ERA WHIP	PITCHER	IP ERA WHIP	WLS LOB	BF H R ER SO	H R ER SO	BB IBB HBP BLK	WP HR S P	ERA WHIP									
45 Sean West, L ERA: 7.2	5.0	L	25	9	5	4	4	0	1	0	0	0	0	0	0	28	81	7.20	1.800					
31 Burke Badenhop, R ERA: 4.78	2.0	11	3	1	1	2	1	1	0	0	0	0	0	0	8	14	4.50	2.000						
44 Brian Sanches, R ERA: 3.22	1.0	4	0	0	0	1	1	0	0	0	0	0	0	0	8	14	0.00	1.000						
43 Jose Veras, R ERA: 4.29	1.0	4	1	0	0	2	0	0	0	0	0	0	0	0	11	15	0.00	1.000						

Philadelphia Phillies @ Florida Marlins
Sun Life Stadium, Miami, FL
Tue Aug 03 2010, 7:11 PM - 9:51 PM EDT
Att: 19,378 - Partly Cloudy - 87 F

AB 39
R 6
H 13
RBI 6
BB 4
SO 9
LOB 25



Batter	1	2	3	4	5	6	7	8	9	AB	R	H	RBI	BB	SO	LOB	BOTTOM						
2 Hanley Ramirez, R OBP: 0.360, SLG: 0.439										4	0	0	0	0	2	0							
20 Logan Morrison, L OBP: 0.125, SLG: 0.323										3	0	1	0	1	1	0							
15 Gaby Sanchez, R OBP: 0.351, SLG: 0.453										4	0	1	0	0	2	2							
6 Dan Uggla, R OBP: 0.367, SLG: 0.514										4	1	3	1	0	0	1							
12 Cody Ross, R OBP: 0.326, SLG: 0.414										4	0	1	0	0	2	3							
27 Giancarlo Stanton, R OBP: 0.308, SLG: 0.476										4	0	1	0	0	2	3							
29 Ronny Paulino, R OBP: 0.320, SLG: 0.378										4	0	1	0	0	0	2							
7 Hector Luna, R										3	0	0	0	0	1	1							
44 Brian Sanches, R										0	0	0	0	0	0	0							
43 Jose Veras, R										0	0	0	0	0	0	0							
22 Donnie Murphy, R OBP: 0.333, SLG: 0.786										1	0	0	0	0	1	2							
45 Sean West, R										1	0	0	0	0	1	0							
16 Bryan Petersen, L OBP: 0.125, SLG: 0.087										1	0	0	0	0	1	0							
31 Burke Badenhop, R										0	0	0	0	0	0	0							
18 Wes Helms, R OBP: 0.323, SLG: 0.393										1	0	0	0	0	0	0							
Inning Stats	R: 0 E: 0 K: 1 S: 7	H: 0 LOB: 0 BB: 0 P: 7	R: 1 E: 0 K: 1 S: 13	H: 1 LOB: 0 BB: 0 P: 22	R: 0 E: 0 K: 3 S: 13	H: 0 LOB: 0 BB: 0 P: 18	R: 0 E: 0 K: 2 S: 9	H: 1 LOB: 2 BB: 1 P: 19	R: 0 E: 0 K: 1 S: 9	H: 0 LOB: 0 BB: 0 P: 12	R: 0 E: 0 K: 1 S: 11	H: 1 LOB: 1 BB: 0 P: 17	R: 0 E: 0 K: 0 S: 9	H: 2 LOB: 0 BB: 0 P: 13	R: 0 E: 0 K: 1 S: 10	H: 1 LOB: 0 BB: 0 P: 16	R: 0 E: 0 K: 3 S: 16	H: 2 LOB: 2 BB: 0 P: 26	1B: 5 2B: 2 3B: 0 HR: 1	SF: 0 SAC: 0 DP: 1 HBP: 0	WP: 0 PB: 0 SB: 0 CS: 0	PA: 35	
PITCHER	IP ERA WHIP	WLS LOB	BF H R ER SO	H R ER SO	BB IBB HBP BLK	WP HR S P	ERA WHIP	PITCHER	IP ERA WHIP	WLS LOB	BF H R ER SO	H R ER SO	BB IBB HBP BLK	WP HR S P	ERA WHIP								
34 Roy Halladay, R ERA: 2.17	7.0	W	26	5	1	1	9	1	0	0	0	0	0	0	0	108	1.29	0.857					
37 Chad Durbin, R ERA: 3.43	2.0	9	3	0	0	4	0	0	0	0	0	0	0	0	26	42	0.00	1.500					

Philadelphia Phillies @ Florida Marlins
Sun Life Stadium, Miami, FL
Tue Aug 03 2010, 7:11 PM - 9:51 PM EDT
Att: 19,378 - Partly Cloudy - 87 F

AB 34
R 1
H 8
RBI 1
BB 1
SO 13
LOB 14



Batter	1	2	3	4	5	6	7	8	9	AB	R	H	RBI	BB	SO	LOB	TOP					
11 Jimmy Rollins, S OBP: 0.341, SLG: 0.381	P5	1B																				
27 Placido Polanco, R OBP: 0.351, SLG: 0.434	1B	P6																				
29 Raul Ibanez, L OBP: 0.355, SLG: 0.431	1B		G4-3																			
28 Jayson Werth, R OBP: 0.383, SLG: 0.518	K		K																			
3 Ross Gload, L OBP: 0.344, SLG: 0.466	1B																					
9 Dornic Brown, L OBP: 0.250, SLG: 0.318	1B		G1																			
51 Carlos Ruiz, R OBP: 0.391, SLG: 0.417	K																					
21 Wilson Valdez, R OBP: 0.270, SLG: 0.353		K																				
38 Kyle Kendrick, R OBP: 0.145, SLG: 0.174																						
52 Jose Contreras, R ERA: 3.44																						
19 Greg Dobbs, L OBP: 0.227, SLG: 0.298																						
46 Ryan Madson, L ERA: 3.09																						
10 Ben Francisco, R OBP: 0.206, SLG: 0.243																						
54 Brad Lidge, R ERA: 2.98																						
Inning Stats	R: 2 E: 0 K: 2 S: 17	H: 3 LOB: 2 BB: 1 P: 29	R: 0 E: 0 K: 2 S: 12	H: 1 LOB: 1 BB: 0 P: 14	R: 0 E: 0 K: 1 S: 12	H: 0 LOB: 0 BB: 1 P: 21	R: 0 E: 0 K: 1 S: 11	H: 0 LOB: 0 BB: 0 P: 16	R: 2 E: 0 K: 1 S: 13	H: 3 LOB: 2 BB: 1 P: 27	R: 1 E: 0 K: 0 S: 17	H: 1 LOB: 2 BB: 2 P: 32	R: 0 E: 0 K: 2 S: 8	H: 0 LOB: 0 BB: 0 P: 11	R: 0 E: 0 K: 0 S: 6	H: 0 LOB: 1 BB: 1 P: 10	R: 2 E: 1 K: 0 S: 21	H: 3 LOB: 3 BB: 1 P: 32	1B: 10 2B: 2 3B: 0 HR: 0	SF: 2 DP: 0 HBP: 0	WP: 2 PB: 1 SB: 0 CS: 0	PA: 46
PITCHER	IP WLS BF H R ER SO BB IBB HBP BLK WP HR S P ERA WHIP	19 Anibal Sánchez, R ERA: 3.5	57 Taylor Tankersley, L ERA: 7.45	44 Brian Sanches, R ERA: 3.44	13 Will Ohman, L ERA: 3.09	32 Clay Hensley, R ERA: 2.98	46 Juan Carlos Oviedo, R ERA: 2.78	IP WLS BF H R ER SO BB IBB HBP BLK WP HR S P ERA WHIP	1.0 8 3 2 1 0 1 0 0 0 0 0 0 0 0 0 0 9.00 4.000													

Philadelphia Phillies @ Florida Marlins
Sun Life Stadium, Miami, FL
Wed Aug 04 2010, 8:10 PM - 11:21 PM EDT
Att: 21,844 - Partly Cloudy - 75 F

AB	37
R	7
H	11
RBI	7
BB	7
SO	9
LOB	21



Batter	1	2	3	4	5	6	7	8	9	AB	R	H	RBI	BB	SO	LOB	BOTTOM					
2 Hanley Ramirez, R OBP: 0.360, SLG: 0.439	G6-3																					
20 Logan Morrison, L OBP: 0.278, SLG: 0.343	1B																					
15 Gaby Sanchez, R OBP: 0.357, SLG: 0.464	1B																					
6 Dan Uggla, R OBP: 0.368, SLG: 0.513	F9																					
12 Cody Ross, R OBP: 0.323, SLG: 0.410	FC5-4																					
27 Giancarlo Stanton, R OBP: 0.307, SLG: 0.488	HR																					
18 Wes Helms, R OBP: 0.314, SLG: 0.382	G5-3																					
29 Ronny Paulino, R OBP: 0.316, SLG: 0.373	K																					
19 Anibal Sánchez, R ERA: 3.5																						
57 Taylor Tankersley, L ERA: 7.45																						
44 Brian Sanches, R ERA: 3.44																						
13 Will Ohman, L ERA: 3.09																						
32 Clay Hensley, R ERA: 2.98																						
Inning Stats	R: 0 E: 0 K: 0 S: 10	H: 2 LOB: 2 BB: 0 P: 15	R: 1 E: 0 K: 1 S: 10	H: 1 LOB: 0 BB: 0 P: 15	R: 0 E: 0 K: 1 S: 8	H: 2 LOB: 0 BB: 0 P: 9	R: 0 E: 0 K: 2 S: 8	H: 0 LOB: 0 BB: 0 P: 12	R: 1 E: 0 K: 0 S: 15	H: 3 LOB: 0 BB: 0 P: 22	R: 0 E: 0 K: 1 S: 10	H: 0 LOB: 0 BB: 0 P: 13	R: 0 E: 0 K: 0 S: 8	H: 1 LOB: 1 BB: 0 P: 15	R: 0 E: 0 K: 2 S: 15	H: 1 LOB: 2 BB: 1 P: 27	R: 0 E: 0 K: 1 S: 9	H: 0 LOB: 0 BB: 0 P: 14	1B: 7 2B: 2 3B: 0 HR: 1	SF: 0 DP: 0 HBP: 0	WP: 0 PB: 0 SB: 0 CS: 0	PA: 37
PITCHER	IP WLS BF H R ER SO BB IBB HBP BLK WP HR S P ERA WHIP	38 Kyle Kendrick, R ERA: 4.37	52 Jose Contreras, R ERA: 3.45	46 Ryan Madson, R ERA: 4.57	54 Brad Lidge, R ERA: 5.09	IP WLS BF H R ER SO BB IBB HBP BLK WP HR S P ERA WHIP	6.0 0 25 4 1 0 0 0 0 0 0 0 0 0 0 0 3.00 1.333															

Philadelphia Phillies @ Florida Marlins
Sun Life Stadium, Miami, FL
Wed Aug 04 2010, 8:10 PM - 11:21 PM EDT
Att: 21,844 - Partly Cloudy - 75 F

AB	36
R	2
H	10
RBI	2
BB	1
SO	8
LOB	13



Batter	1	2	3	4	5	6	7	8	9	10	AB	R	H	RBI	BB	SO	LOB	TOP			
11 Jimmy Rollins, S OBP: 0.336, SLG: 0.374											6	0	1	0	0	1	4	Philadelphia Phillies @ Florida Marlins Sun Life Stadium, Miami, FL Thu Aug 05 2010, 7:10 PM - 10:44 PM EDT Att: 19,121 - Clear - 89 F			
27 Placido Polanco, R OBP: 0.354, SLG: 0.437											5	1	3	0	0	0	0				
3 Ross Gload, L OBP: 0.337, SLG: 0.452											5	1	1	0	0	0	4				
29 Raul Ibanez, L OBP: 0.361, SLG: 0.437											4	1	3	1	1	1	1				
28 Jayson Werth, R OBP: 0.333, SLG: 0.516											5	0	2	1	0	0	6				
9 Dominic Brown, L OBP: 0.241, SLG: 0.296											5	1	1	0	0	3	7				
51 Carlos Ruiz, R OBP: 0.395, SLG: 0.443											5	1	3	3	0	0	0				
21 Wilson Valdez, R OBP: 0.271, SLG: 0.350											2	0	0	0	1	0	0				
19 Greg Dobbs, L OBP: 0.254, SLG: 0.321											2	0	0	0	0	2	0				
44 Roy Oswalt, R OBP: 0.376, SLG: 0.525											2	0	0	0	1	0	0				
16 J.J. Rodriguez, S OBP: 0.312, SLG: 0.355											0	0	0	0	0	0	0				
52 Jose Contreras, R OBP: 0.289, SLG: 0.359											0	0	0	0	0	0	0				
5 Mike Sweeney, R OBP: 0.335, SLG: 0.461											0	0	0	0	1	0	0				
55 Danys Baez, R OBP: 0.316, SLG: 0.370											1	0	0	0	0	0	0				
46 Ryan Madson, L OBP: 0.284, SLG: 0.427											1	0	0	0	0	0	0				
54 Brad Lidge, R ERA: 4.37											0	0	0	0	0	0	0				
Inning Stats	R: 0 E: 0 K: 1 S: 14	H: 2 LOB: 3 BB: 1 P: 22	R: 0 E: 0 K: 0 S: 8	H: 0 LOB: 0 BB: 0 P: 13	R: 0 E: 0 K: 1 S: 8	H: 2 LOB: 2 BB: 0 P: 11	R: 0 E: 0 K: 0 S: 9	H: 0 LOB: 0 BB: 0 P: 12	R: 2 E: 0 K: 2 S: 19	H: 3 LOB: 3 BB: 0 P: 26	R: 0 E: 0 K: 1 S: 7	H: 0 LOB: 1 BB: 0 P: 12	R: 2 E: 1 K: 0 S: 13	H: 3 LOB: 0 BB: 0 P: 19	R: 1 E: 0 K: 2 S: 13	H: 1 LOB: 0 BB: 0 P: 21	1B: 10 2B: 3 3B: 0 HR: 1	SF: 0 SAC: 0 DP: 0 HBP: 0	WP: 0 PA: 47 PB: 0 SB: 0 CS: 2		
PITCHER	IP WLS BF H R ER SO	IP WLS BF H R ER SO	IP WLS BF H R ER SO	IP WLS BF H R ER SO	IP WLS BF H R ER SO	IP WLS BF H R ER SO	IP WLS BF H R ER SO	IP WLS BF H R ER SO	IP WLS BF H R ER SO	IP WLS BF H R ER SO	IP WLS BF H R ER SO	IP WLS BF H R ER SO	IP WLS BF H R ER SO	IP WLS BF H R ER SO	IP WLS BF H R ER SO	IP WLS BF H R ER SO	ERA WHIP	ERA WHIP			
41 Chris Volstad, R ERA: 4.63	5.2	27	8	2	2	2	2	2	2	2	2	2	2	2	2	2	2	3.18	1.765		
43 Jose Veras, R ERA: 4.03	1.1	6	2	0	0	0	0	0	0	0	0	0	0	0	0	0	20	0.00	1.500		
32 Clay Hensley, R ERA: 2.9	1.0	H	4	0	0	0	0	0	0	0	0	0	0	0	0	0	7	12	0.00	1.000	
46 Juan Carlos Oviedo, R ERA: 2.91	1.0	B	5	3	2	1	0	0	0	0	0	0	0	0	0	0	13	19	9.00	3.000	
13 Will Ohman, L ERA: 3.27	1.0	L	4	1	1	1	2	0	0	0	0	0	0	0	0	0	1	13	21	9.00	1.000

Batter	1	2	3	4	5	6	7	8	9	10	AB	R	H	RBI	BB	SO	LOB	BOTTOM					
2 Hanley Ramirez, R OBP: 0.361, SLG: 0.435											3	1	0	0	1	0	0	Philadelphia Phillies @ Florida Marlins Sun Life Stadium, Miami, FL Thu Aug 05 2010, 7:10 PM - 10:44 PM EDT Att: 19,121 - Clear - 89 F					
20 Logan Morrison, L OBP: 0.293, SLG: 0.359											4	0	1	1	1	1	1						
15 Gaby Sanchez, R OBP: 0.355, SLG: 0.461											5	0	1	2	0	1	2						
6 Dan Uggla, R OBP: 0.368, SLG: 0.509											3	0	0	0	2	2	2						
12 Cody Ross, R OBP: 0.322, SLG: 0.407											5	0	1	0	0	4	6						
27 Giancarlo Stanton, R OBP: 0.314, SLG: 0.489											4	0	2	0	1	0	0						
18 Wes Helms, R OBP: 0.311, SLG: 0.372											4	1	0	0	1	1	3						
29 Ronny Paulino, R OBP: 0.316, SLG: 0.370											2	0	0	0	1	0	2						
9 Brett Hayes, R OBP: 0.316, SLG: 0.382											2	1	1	0	0	1	1						
41 Chris Volstad, R ERA: 4.63	6.1	26	3	2	2	2	2	2	2	2	2	2	2	2	2	2	2		3	3			
43 Jose Veras, R ERA: 4.03	0.0	B	3	1	0	0	0	0	0	0	0	0	0	0	0	0	0	0	0				
32 Clay Hensley, R ERA: 2.9	0.2	3	1	2	2	2	2	2	2	2	2	2	2	2	2	2	2	2	2				
46 Juan Carlos Oviedo, R ERA: 2.91	1.0	W	4	1	0	0	0	0	0	0	0	0	0	0	0	0	0	0	0				
13 Will Ohman, L ERA: 3.27	1.0	W	5	0	0	0	3	0	1	1	0	0	0	0	0	0	0	0	0				
Inning Stats	R: 0 E: 0 K: 0 S: 8	H: 0 LOB: 0 BB: 0 P: 14	R: 0 E: 0 K: 2 S: 15	H: 1 LOB: 3 BB: 2 P: 26	R: 0 E: 0 K: 1 S: 13	H: 1 LOB: 2 BB: 1 P: 23	R: 0 E: 0 K: 0 S: 5	H: 0 LOB: 0 BB: 0 P: 11	R: 0 E: 0 K: 1 S: 7	H: 0 LOB: 0 BB: 0 P: 8	R: 0 E: 0 K: 1 S: 10	H: 0 LOB: 0 BB: 0 P: 15	R: 4 E: 0 K: 2 S: 17	H: 3 LOB: 2 BB: 3 P: 37	R: 0 E: 0 K: 0 S: 9	H: 1 LOB: 1 BB: 0 P: 14	R: 0 E: 0 K: 3 S: 10	H: 0 LOB: 2 BB: 1 P: 19	R: 0 E: 0 K: 2 S: 11	H: 1 LOB: 1 BB: 0 P: 15	1B: 4 2B: 3 3B: 0 HR: 0	SF: 0 SAC: 0 DP: 0 HBP: 1	WP: 0 PA: 45 PB: 0 SB: 3 CS: 0
PITCHER	IP WLS BF H R ER SO	IP WLS BF H R ER SO	IP WLS BF H R ER SO	IP WLS BF H R ER SO	IP WLS BF H R ER SO	IP WLS BF H R ER SO	IP WLS BF H R ER SO	IP WLS BF H R ER SO	IP WLS BF H R ER SO	IP WLS BF H R ER SO	IP WLS BF H R ER SO	IP WLS BF H R ER SO	IP WLS BF H R ER SO	IP WLS BF H R ER SO	IP WLS BF H R ER SO	IP WLS BF H R ER SO	ERA WHIP	ERA WHIP					
44 Roy Oswalt, R ERA: 3.5	6.1	26	3	2	2	2	2	2	2	2	2	2	2	2	2	2	2	0.00	1.105				
16 J.C. Romero, L ERA: 3.33	0.0	B	3	1	0	0	0	0	0	0	0	0	0	0	0	0	0	0	0				
52 Jose Contreras, R ERA: 3.49	0.2	3	1	2	2	2	2	2	2	2	2	2	2	2	2	2	2	27.00	1.500				
55 Danys Baez, R ERA: 4.82	1.0	4	1	0	0	0	0	0	0	0	0	0	0	0	0	0	9	14	0.00	1.000			
46 Ryan Madson, R ERA: 4.37	1.0	W	5	0	0	0	3	0	1	1	0	0	0	0	0	0	10	19	0.00	0.000			

Batter	1	2	3	4	5	6	7	8	9	AB	R	H	RBI	BB	SO	LOB	TOP			
7 José Reyes, S OBP: 0.317, SLG: 0.412	G1-3		L8					K		4	0	1	1	0	1	0	New York Mets @ Philadelphia Phillies Citizens Bank Park, Philadelphia, PA Fri Aug 06 2010, 7:37 PM - 10:15 PM EDT Att: 45,378 - Partly Cloudy - 82 F			
16 Angel Pagan, S OBP: 0.369, SLG: 0.473	G6-3		F9					G5-3		4	0	1	0	0	0	1				
15 Carlos Beltrán, S OBP: 0.317, SLG: 0.319	G6-3			G1-3				G3-1		4	0	0	0	0	0	1				
5 David Wright, R OBP: 0.368, SLG: 0.501		P2						G5-3		4	1	1	0	0	1	0				
29 Ike Davis, L OBP: 0.327, SLG: 0.438		P5						K		4	1	2	0	0	1	0				
30 Josh Thole, L OBP: 0.397, SLG: 0.362	G1-3									4	0	1	1	0	1	1				
12 Jeff Francoeur, R OBP: 0.295, SLG: 0.378										4	2	3	0	0	0	2				
1 Luis Castillo, S OBP: 0.341, SLG: 0.287										2	0	0	0	0	0	3				
23 Chris Carter, L OBP: 0.290, SLG: 0.382										0	0	0	0	0	0	0				
19 Mike Hessman, R OBP: 0.375, SLG: 0.538										1	1	1	3	0	0	0				
49 Jonathon Niese, L OBP: 0.262, SLG: 0.336										3	0	0	0	0	0	2				
39 Bobby Farnelli, R ERA: 4.12										0	0	0	0	0	0	0				
25 Pedro Feliciano, L ERA: 3.16										0	0	0	0	0	0	0				
4 Henry Blanco, R OBP: 0.300, SLG: 0.394										0	0	0	0	0	0	0				
27 Jesús Feliciano, L OBP: 0.333, SLG: 0.385										1	0	0	0	0	1	0				
Inning Stats	R: 0 E: 0 K: 0 S: 8	H: 1 LOB: 0 BB: 0 P: 13	R: 0 E: 0 K: 0 S: 6	H: 0 LOB: 0 BB: 0 P: 8	R: 1 E: 0 K: 0 S: 10	H: 2 LOB: 1 BB: 0 P: 15	R: 1 E: 0 K: 0 S: 17	H: 3 LOB: 2 BB: 0 P: 23	R: 0 E: 0 K: 1 S: 6	H: 0 LOB: 0 BB: 0 P: 7	R: 0 E: 0 K: 2 S: 11	H: 1 LOB: 1 BB: 0 P: 16	R: 0 E: 0 K: 1 S: 8	H: 0 LOB: 0 BB: 0 P: 15	R: 3 E: 0 K: 2 S: 16	H: 3 LOB: 0 BB: 0 P: 23	1B: 9 2B: 0 3B: 0 HR: 1	SF: 0 SAC: 1 DP: 1 HBP: 0	WP: 0 PB: 0 SB: 0 CS: 0	PA: 36
PITCHER	IP WLS BF H R ER SO BB IBB HBP BLK WP HR S P ERA WHIP																			
56 Joe Blanton, R ERA: 5.65	7.0		27	7	2	2	4	0	0	0	0	0	0	0	0	65	91	2.57	1.000	
37 Chad Durbin, R ERA: 3.35	1.0	W	3	0	0	0	1	0	0	0	0	0	0	0	0	8	15	0.00	0.000	
55 Danys Baez, R ERA: 5.21	0.2		4	2	2	2	1	0	0	0	0	0	0	0	10	15	27.00	3.000		
16 J.C. Romero, L ERA: 3.7	0.0		1	1	1	1	0	0	0	0	0	0	0	1	2	3	∞	∞		
54 Brad Lidge, R ERA: 4.81	0.1	S	1	0	0	0	1	0	0	0	0	0	0	0	4	5	0.00	0.000		

Batter	1	2	3	4	5	6	7	8	9	AB	R	H	RBI	BB	SO	LOB	BOTTOM		
11 Jimmy Rollins, S OBP: 0.338, SLG: 0.372	G5-3							F8		4	0	1	1	1	1	0	New York Mets @ Philadelphia Phillies Citizens Bank Park, Philadelphia, PA Fri Aug 06 2010, 7:37 PM - 10:15 PM EDT Att: 45,378 - Partly Cloudy - 82 F		
29 Raul Ibanez, L OBP: 0.361, SLG: 0.435										4	1	1	0	1	1	4			
27 Placido Polanco, R OBP: 0.352, SLG: 0.438										4	0	1	2	0	0	1			
5 Mike Sweeney, R OBP: 0.336, SLG: 0.471										5	1	2	1	0	0	1			
55 Danys Baez, R ERA: 5.21										0	0	0	0	0	0	0			
16 J.C. Romero, S ERA: 3.7										0	0	0	0	0	0	0			
54 Brad Lidge, R ERA: 4.81										0	0	0	0	0	0	0			
28 Jayson Werth, R OBP: 0.386, SLG: 0.516										4	1	2	0	1	1	2			
10 Ben Francisco, R OBP: 0.336, SLG: 0.429										2	1	1	1	2	0	0			
51 Carlos Ruiz, R OBP: 0.396, SLG: 0.444										4	1	2	1	0	1	5			
21 Wilson Valdez, R OBP: 0.271, SLG: 0.348										4	1	1	0	0	1	1			
56 Joe Blanton, R OBP: 0.171, SLG: 0.128										2	0	0	0	0	2	0			
40 John Mayberry Jr., R ERA: 4.12										1	0	0	0	0	1	0			
37 Chad Durbin, R ERA: 3.35										0	0	0	0	0	0	0			
3 Ross Gload, L OBP: 0.343, SLG: 0.452										0	1	0	1	1	0	0			
Inning Stats	R: 1 E: 0 K: 1 S: 14	H: 2 LOB: 3 BB: 2 P: 26	R: 0 E: 0 K: 1 S: 9	H: 0 LOB: 1 BB: 1 P: 18	R: 0 E: 0 K: 0 S: 10	H: 1 LOB: 2 BB: 1 P: 20	R: 0 E: 0 K: 3 S: 10	H: 0 LOB: 0 BB: 0 P: 11	R: 0 E: 0 K: 0 S: 8	H: 1 LOB: 1 BB: 0 P: 11	R: 0 E: 0 K: 1 S: 9	H: 0 LOB: 1 BB: 1 P: 16	R: 0 E: 0 K: 1 S: 26	H: 7 LOB: 2 BB: 1 P: 42	1B: 10 2B: 1 3B: 0 HR: 0	SF: 1 SAC: 0 DP: 0 HBP: 0	WP: 0 PB: 1 SB: 0 CS: 0	PA: 41	
PITCHER	IP WLS BF H R ER SO BB IBB HBP BLK WP HR S P ERA WHIP																		
49 Jonathon Niese, L ERA: 3.63	7.0		30	4	1	1	7	5	0	0	0	0	0	0	0	68	111	1.29	1.286
39 Bobby Farnelli, R ERA: 4.12	0.0	L	4	4	4	4	0	0	0	0	0	0	0	0	12	19	∞	∞	
25 Pedro Feliciano, L ERA: 3.16	0.1		4	2	0	0	1	1	0	0	0	0	0	8	14	0.00	9.000		
36 Manny Acosta, R ERA: 2.37	0.2		3	1	2	2	0	0	0	0	0	0	0	6	9	27.00	1.500		

Batter	1	2	3	4	5	6	7	8	9	AB	R	H	RBI	BB	SO	LOB	TOP										
7 José Reyes, S OBP: 0.316, SLG: 0.410										4	0	1	0	0	0	2	New York Mets @ Philadelphia Phillies Citizens Bank Park, Philadelphia, PA Sat Aug 07 2010, 7:10 PM - 9:48 PM EDT Att: 45,194 - Partly Cloudy - 86 F										
16 Angel Pagan, S OBP: 0.369, SLG: 0.475										3	0	1	0	0	1	0											
15 Carlos Beltrán, S OBP: 0.314, SLG: 0.329										4	0	1	0	0	2	2											
5 David Wright, R OBP: 0.369, SLG: 0.500										3	0	1	0	1	2	2											
19 Mike Hessman, R OBP: 0.316, SLG: 0.438 29 Ike Davis, L OBP: 0.329, SLG: 0.438										3	0	0	0	0	1	3											
12 Jeff Francoeur, R OBP: 0.294, SLG: 0.385 75 Francisco Rodríguez, R OBP: 0.314, SLG: 0.368										4	1	1	1	0	2	4											
4 Henry Blanco, R OBP: 0.314, SLG: 0.368										4	0	1	0	0	1	1											
11 Rubén Tejada, R OBP: 0.287, SLG: 0.241										4	0	0	0	0	2	1											
57 Johan Santana, L OBP: 0.140, SLG: 0.240 26 Fernando Martínez, L OBP: 0.140, SLG: 0.240										3	0	1	0	0	2	0											
Inning Stats	R: 0 E: 0 K: 1 S: 10	H: 0 LOB: 0 BB: 0 P: 14	R: 0 E: 0 K: 1 S: 13	H: 1 LOB: 1 BB: 0 P: 17	R: 0 E: 0 K: 1 S: 11	H: 0 LOB: 0 BB: 0 P: 14	R: 0 E: 0 K: 2 S: 11	H: 1 LOB: 1 BB: 0 P: 13	R: 0 E: 0 K: 2 S: 11	H: 2 LOB: 2 BB: 0 P: 13	R: 0 E: 0 K: 2 S: 11	H: 1 LOB: 1 BB: 0 P: 15	R: 1 E: 0 K: 2 S: 11	H: 1 LOB: 0 BB: 0 P: 13	R: 0 E: 0 K: 1 S: 12	H: 1 LOB: 3 BB: 2 P: 25		R: 0 E: 0 K: 1 S: 8	H: 0 LOB: 0 BB: 0 P: 11	1B: 4 2B: 2 3B: 0 HR: 1	SF: 0 SAC: 1 DP: 0 HBP: 0	WP: 0 PB: 0 SB: 1 CS: 0	PA: 36				
PITCHER	IP	WLS	BF	H	R	ER	SO	BB	IBB	HBP	BLK	WP	HR	S	P	ERA	WHIP										
35 Cole Hamels, L ERA: 3.45	7.0	L	27	6	1	1	11	0	0	0	0	0	1	78	99	1.29	0.857										
37 Chad Durbin, R ERA: 3.29	1.0		6	1	0	0	1	2	0	0	0	0	0	12	25	0.00	3.000										
46 Ryan Madson, R ERA: 4.18	1.0		3	0	0	0	1	0	0	0	0	0	0	8	11	0.00	0.000										

AB	33
R	1
H	7
RBI	1
BB	2
SO	13
LOB	15



Batter	1	2	3	4	5	6	7	8	9	AB	R	H	RBI	BB	SO	LOB	BOTTOM										
11 Jimmy Rollins, S OBP: 0.340, SLG: 0.371										3	0	1	0	1	0	0	New York Mets @ Philadelphia Phillies Citizens Bank Park, Philadelphia, PA Sat Aug 07 2010, 7:10 PM - 9:48 PM EDT Att: 45,194 - Partly Cloudy - 86 F										
29 Raul Ibáñez, L OBP: 0.360, SLG: 0.433										4	0	1	0	0	2	1											
27 Plácido Polanco, R OBP: 0.351, SLG: 0.435										4	0	1	0	0	0	2											
5 Mike Sweeney, R OBP: 0.325, SLG: 0.454										4	0	0	0	0	1	4											
28 Jayson Werth, R OBP: 0.389, SLG: 0.519										2	0	1	0	2	0	0											
10 Ben Francisco, R OBP: 0.336, SLG: 0.422 3 Ross Gload, L OBP: 0.340, SLG: 0.447 46 Ryan Madson, L OBP: 0.340, SLG: 0.447										2	0	0	0	1	0	1											
51 Carlos Ruiz, R OBP: 0.391, SLG: 0.436										4	0	0	0	0	2	3											
21 Wilson Valdez, R OBP: 0.272, SLG: 0.348 19 Greg Dobbs, L OBP: 0.252, SLG: 0.318										3	0	1	0	0	1	0											
35 Cole Hamels, L OBP: 0.149, SLG: 0.191 40 John Mayberry Jr., R OBP: 0.149, SLG: 0.191 37 Chad Durbin, R OBP: 0.149, SLG: 0.191 9 Domonic Brown, L OBP: 0.233, SLG: 0.286										1	0	0	0	0	0	2											
Inning Stats	R: 0 E: 0 K: 1 S: 6	H: 0 LOB: 0 BB: 0 P: 8	R: 0 E: 0 K: 0 S: 9	H: 0 LOB: 2 BB: 2 P: 19	R: 0 E: 0 K: 0 S: 4	H: 0 LOB: 1 BB: 1 P: 11	R: 0 E: 0 K: 1 S: 12	H: 0 LOB: 0 BB: 0 P: 16	R: 0 E: 0 K: 2 S: 8	H: 0 LOB: 0 BB: 0 P: 9	R: 0 E: 0 K: 2 S: 13	H: 1 LOB: 2 BB: 0 P: 18	R: 0 E: 0 K: 0 S: 12	H: 2 LOB: 2 BB: 0 P: 15	R: 0 E: 0 K: 0 S: 14	H: 2 LOB: 3 BB: 1 P: 24		R: 0 E: 0 K: 2 S: 11	H: 0 LOB: 0 BB: 0 P: 16	1B: 4 2B: 1 3B: 0 HR: 0	SF: 0 SAC: 0 DP: 1 HBP: 0	WP: 1 PB: 0 SB: 0 CS: 0	PA: 36				
PITCHER	IP	WLS	BF	H	R	ER	SO	BB	IBB	HBP	BLK	WP	HR	S	P	ERA	WHIP										
57 Johan Santana, L ERA: 3.08	7.1	W	30	5	0	0	6	3	0	0	0	1	0	68	102	0.00	1.091										
75 Francisco Rodríguez, R ERA: 2.28	1.2	S	6	0	0	0	2	1	0	0	0	0	0	21	34	0.00	0.600										

AB	32
R	0
H	5
RBI	0
BB	4
SO	8
LOB	16



Batter	1	2	3	4	5	6	7	8	9	AB	R	H	RBI	BB	SO	LOB	TOP							
21 Scott Podsednik, L OBP: 0.391, SLG: 0.390										5	2	2	0	1	0	1								
13 Ryan Theriot, R OBP: 0.322, SLG: 0.326										5	1	1	0	1	0	3								
16 Andre Ethier, L OBP: 0.365, SLG: 0.519										5	1	2	0	0	1	5								
7 James Loney, L OBP: 0.342, SLG: 0.419										4	2	1	0	1	2	5								
3 Ronnie Belliard, R OBP: 0.311, SLG: 0.348										3	1	1	2	0	0	1								
23 Casey Blake, R OBP: 0.328, SLG: 0.408										5	1	3	4	0	0	1								
27 Matt Kemp, R OBP: 0.319, SLG: 0.458										4	0	2	2	1	0	0								
14 Jamey Carroll, R OBP: 0.379, SLG: 0.324										4	0	1	0	1	2	3								
12 Brad Ausmus, R OBP: 0.303, SLG: 0.241										3	0	0	0	0	1	4								
22 Clayton Kershaw, L OBP: 0.308, SLG: 0.407										0	0	0	0	0	0	0								
56 Hung-Chih Kuo, L ERA: 3.51										0	0	0	0	0	0	0								
54 Ronald Belisario, R ERA: 4.26										0	0	0	0	0	0	0								
74 Kenley Jansen, S ERA: 3.6										0	0	0	0	0	0	0								
52 George Sherrill, L ERA: 5.4										0	0	0	0	0	0	0								
31 Jay Gibbons, L ERA: 5.4										0	0	0	0	0	0	0								
51 Jonathan Broxton, R ERA: 5.4										0	0	0	0	0	0	0								
Inning Stats	R: 3 E: 0 K: 0 S: 23	H: 4 LOB: 3 BB: 2 P: 38	R: 0 E: 0 K: 1 S: 10	H: 1 LOB: 1 BB: 0 P: 12	R: 0 E: 0 K: 0 S: 9	H: 0 LOB: 0 BB: 0 P: 12	R: 0 E: 0 K: 1 S: 12	H: 0 LOB: 0 BB: 0 P: 17	R: 1 E: 0 K: 1 S: 12	H: 2 LOB: 1 BB: 0 P: 14	R: 0 E: 0 K: 0 S: 12	H: 1 LOB: 3 BB: 2 P: 25	R: 2 E: 0 K: 1 S: 11	H: 2 LOB: 1 BB: 1 P: 20	R: 3 E: 1 K: 2 S: 22	H: 4 LOB: 2 BB: 0 P: 28	R: 0 E: 0 K: 0 S: 7	H: 1 LOB: 0 BB: 0 P: 9	1B: 14 2B: 0 3B: 0 HR: 1	SF: 1 SAC: 1 DP: 1 HBP: 0	WP: 0 PB: 0 SB: 1 CS: 0	PA: 47		
PITCHER	IP WLS BF H R ER SO BB IBB HBP BLK WP HR S P ERA WHIP	IP WLS BF H R ER SO BB IBB HBP BLK WP HR S P ERA WHIP	IP WLS BF H R ER SO BB IBB HBP BLK WP HR S P ERA WHIP	IP WLS BF H R ER SO BB IBB HBP BLK WP HR S P ERA WHIP	IP WLS BF H R ER SO BB IBB HBP BLK WP HR S P ERA WHIP	IP WLS BF H R ER SO BB IBB HBP BLK WP HR S P ERA WHIP	IP WLS BF H R ER SO BB IBB HBP BLK WP HR S P ERA WHIP	IP WLS BF H R ER SO BB IBB HBP BLK WP HR S P ERA WHIP	IP WLS BF H R ER SO BB IBB HBP BLK WP HR S P ERA WHIP	IP WLS BF H R ER SO BB IBB HBP BLK WP HR S P ERA WHIP	IP WLS BF H R ER SO BB IBB HBP BLK WP HR S P ERA WHIP	IP WLS BF H R ER SO BB IBB HBP BLK WP HR S P ERA WHIP	IP WLS BF H R ER SO BB IBB HBP BLK WP HR S P ERA WHIP	IP WLS BF H R ER SO BB IBB HBP BLK WP HR S P ERA WHIP	IP WLS BF H R ER SO BB IBB HBP BLK WP HR S P ERA WHIP	IP WLS BF H R ER SO BB IBB HBP BLK WP HR S P ERA WHIP	IP WLS BF H R ER SO BB IBB HBP BLK WP HR S P ERA WHIP	IP WLS BF H R ER SO BB IBB HBP BLK WP HR S P ERA WHIP	IP WLS BF H R ER SO BB IBB HBP BLK WP HR S P ERA WHIP	IP WLS BF H R ER SO BB IBB HBP BLK WP HR S P ERA WHIP	IP WLS BF H R ER SO BB IBB HBP BLK WP HR S P ERA WHIP	IP WLS BF H R ER SO BB IBB HBP BLK WP HR S P ERA WHIP	IP WLS BF H R ER SO BB IBB HBP BLK WP HR S P ERA WHIP	IP WLS BF H R ER SO BB IBB HBP BLK WP HR S P ERA WHIP

Los Angeles Dodgers @ Philadelphia Phillies
Citizens Bank Park, Philadelphia, PA
Thu Aug 12 2010, 7:09 PM - 10:46 PM EDT
Att: 44,819 - Cloudy - 76 F

AB 40
R 9
H 15
RBI 9
BB 5
SO 6
LOB 23



Batter	1	2	3	4	5	6	7	8	9	AB	R	H	RBI	BB	SO	LOB	BOTTOM							
11 Jimmy Rollins, S OBP: 0.344, SLG: 0.372										3	0	0	0	2	1	1								
29 Raul Ibanez, L OBP: 0.355, SLG: 0.436										5	0	0	0	0	0	4								
27 Placido Polanco, R OBP: 0.352, SLG: 0.431										4	2	2	0	0	0	0								
5 Mike Sweeney, R OBP: 0.339, SLG: 0.456										4	2	2	0	1	0	0								
28 Jayson Werth, R OBP: 0.397, SLG: 0.528										4	3	2	2	1	1	2								
10 Ben Francisco, R OBP: 0.327, SLG: 0.415										5	2	1	2	0	1	2								
51 Carlos Ruiz, R OBP: 0.385, SLG: 0.431										5	1	3	3	0	0	1								
21 Wilson Valdez, R OBP: 0.283, SLG: 0.367										4	0	2	1	0	1	1								
56 Joe Blanton, R ERA: 3.17										2	0	0	1	0	0	2								
37 Chad Durbin, R ERA: 0.9										0	0	0	0	0	0	0								
8 Shane Victorino, S ERA: 4.91										0	0	0	0	0	0	0								
16 J.C. Romero, S ERA: 4.91										0	0	0	0	0	0	0								
52 Jose Contreras, R ERA: 8.83										0	0	0	0	0	0	0								
9 Dominic Brown, L ERA: 8.83										0	0	0	0	0	0	0								
55 Danys Baez, R ERA: 8.83										0	0	0	0	0	0	0								
Inning Stats	R: 0 E: 0 K: 0 S: 12	H: 2 LOB: 2 BB: 0 P: 17	R: 1 E: 0 K: 0 S: 12	H: 2 LOB: 1 BB: 0 P: 17	R: 0 E: 0 K: 0 S: 8	H: 0 LOB: 0 BB: 0 P: 14	R: 1 E: 0 K: 1 S: 14	H: 2 LOB: 1 BB: 0 P: 22	R: 0 E: 0 K: 1 S: 7	H: 0 LOB: 0 BB: 0 P: 10	R: 0 E: 0 K: 1 S: 8	H: 0 LOB: 2 BB: 2 P: 12	R: 0 E: 0 K: 1 S: 12	H: 0 LOB: 2 BB: 1 P: 23	R: 4 E: 1 K: 0 S: 23	H: 5 LOB: 2 BB: 1 P: 41	R: 4 E: 1 K: 0 S: 10	H: 1 LOB: 1 BB: 2 P: 22	1B: 9 2B: 3 3B: 0 HR: 0	SF: 0 SAC: 0 DP: 0 HBP: 1	WP: 1 PB: 0 SB: 2 CS: 0	PA: 43		
PITCHER	IP WLS BF H R ER SO BB IBB HBP BLK WP HR S P ERA WHIP	IP WLS BF H R ER SO BB IBB HBP BLK WP HR S P ERA WHIP	IP WLS BF H R ER SO BB IBB HBP BLK WP HR S P ERA WHIP	IP WLS BF H R ER SO BB IBB HBP BLK WP HR S P ERA WHIP	IP WLS BF H R ER SO BB IBB HBP BLK WP HR S P ERA WHIP	IP WLS BF H R ER SO BB IBB HBP BLK WP HR S P ERA WHIP	IP WLS BF H R ER SO BB IBB HBP BLK WP HR S P ERA WHIP	IP WLS BF H R ER SO BB IBB HBP BLK WP HR S P ERA WHIP	IP WLS BF H R ER SO BB IBB HBP BLK WP HR S P ERA WHIP	IP WLS BF H R ER SO BB IBB HBP BLK WP HR S P ERA WHIP	IP WLS BF H R ER SO BB IBB HBP BLK WP HR S P ERA WHIP	IP WLS BF H R ER SO BB IBB HBP BLK WP HR S P ERA WHIP	IP WLS BF H R ER SO BB IBB HBP BLK WP HR S P ERA WHIP	IP WLS BF H R ER SO BB IBB HBP BLK WP HR S P ERA WHIP	IP WLS BF H R ER SO BB IBB HBP BLK WP HR S P ERA WHIP	IP WLS BF H R ER SO BB IBB HBP BLK WP HR S P ERA WHIP	IP WLS BF H R ER SO BB IBB HBP BLK WP HR S P ERA WHIP	IP WLS BF H R ER SO BB IBB HBP BLK WP HR S P ERA WHIP	IP WLS BF H R ER SO BB IBB HBP BLK WP HR S P ERA WHIP	IP WLS BF H R ER SO BB IBB HBP BLK WP HR S P ERA WHIP	IP WLS BF H R ER SO BB IBB HBP BLK WP HR S P ERA WHIP	IP WLS BF H R ER SO BB IBB HBP BLK WP HR S P ERA WHIP	IP WLS BF H R ER SO BB IBB HBP BLK WP HR S P ERA WHIP	IP WLS BF H R ER SO BB IBB HBP BLK WP HR S P ERA WHIP

Los Angeles Dodgers @ Philadelphia Phillies
Citizens Bank Park, Philadelphia, PA
Thu Aug 12 2010, 7:09 PM - 10:46 PM EDT
Att: 44,819 - Cloudy - 76 F

AB 37
R 10
H 12
RBI 9
BB 5
SO 4
LOB 14



Batter	1	2	3	4	5	6	7	8	9	AB	R	H	RBI	BB	SO	LOB	TOP			
11 Jimmy Rollins, S OBP: 0.339, SLG: 0.365	G6-3		P5			FC4			G3	4	0	0	0	0	0	2	Philadelphia Phillies @ New York Mets Citi Field, Flushing, NY Fri Aug 13 2010, 7:12 PM - 9:21 PM EDT Att: 35,440 - Cloudy - 75 F			
27 Placido Polanco, R OBP: 0.348, SLG: 0.427	K			K		F8			F9	4	0	0	0	0	2	1				
29 Raul Ibanez, L OBP: 0.357, SLG: 0.432	K			P2					P5	3	0	0	0	0	1	0				
5 Mike Sweeney, R OBP: 0.331, SLG: 0.444		L6			G5-3				K	3	0	0	0	0	1	0				
28 Jayson Werth, R OBP: 0.395, SLG: 0.524		L3							G6-3	3	0	0	0	0	1	0				
8 Shane Victorino, S OBP: 0.310, SLG: 0.435			G3							3	0	0	0	0	1	0				
23 Brian Schneider, L OBP: 0.321, SLG: 0.376										3	0	0	0	0	0	0				
21 Wilson Valdez, R OBP: 0.285, SLG: 0.365										1	0	0	0	1	1	0				
19 Greg Dobbs, L OBP: 0.250, SLG: 0.314										1	0	0	0	0	0	0				
35 Cole Hamels, L OBP: 0.160, SLG: 0.200										2	0	1	0	0	0	1				
9 Domonic Brown, L OBP: 0.227, SLG: 0.350										1	0	0	0	0	0	0				
Inning Stats	R: 0 E: 0 K: 2 S: 12	H: 0 LOB: 0 BB: 0 P: 16	R: 0 E: 0 K: 0 S: 7	H: 0 LOB: 0 BB: 0 P: 13	R: 0 E: 0 K: 0 S: 12	H: 0 LOB: 1 BB: 1 P: 20	R: 0 E: 0 K: 1 S: 6	H: 0 LOB: 0 BB: 0 P: 9	R: 0 E: 0 K: 2 S: 8	H: 1 LOB: 1 BB: 0 P: 12	R: 0 E: 0 K: 1 S: 9	H: 0 LOB: 0 BB: 0 P: 8	R: 0 E: 0 K: 0 S: 6	H: 0 LOB: 0 BB: 0 P: 9	R: 0 E: 0 K: 0 S: 6	H: 0 LOB: 0 BB: 0 P: 6	1B: 1 2B: 0 3B: 0 HR: 0	SF: 0 SAC: 0 DP: 0 HBP: 0	WP: 0 PB: 0 SB: 0 CS: 0	PA: 29
PITCHER 43 R.A. Dickey, R ERA: 2.43	IP: 9.0 WLS: W BF: 29 H: 1 R: 0 ER: 0 SO: 7 BB: 1 IBB: 0 HBP: 0 BLK: 0 WP: 0 HR: 0 S: 73 P: 105 ERA: 0.00 WHIP: 0.222																			

AB	28
R	0
H	1
RBI	0
BB	1
SO	7
LOB	4



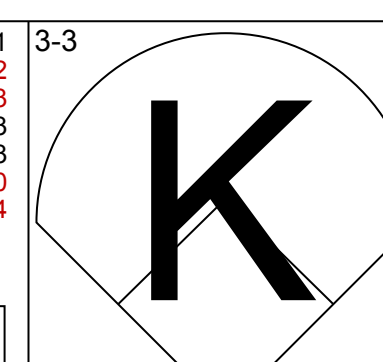
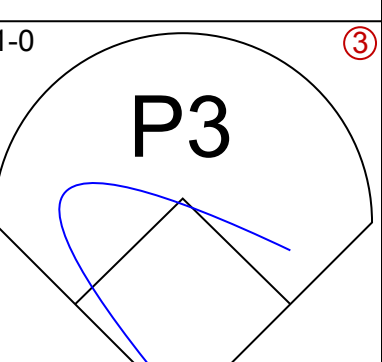
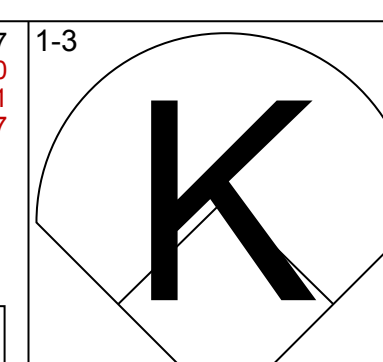
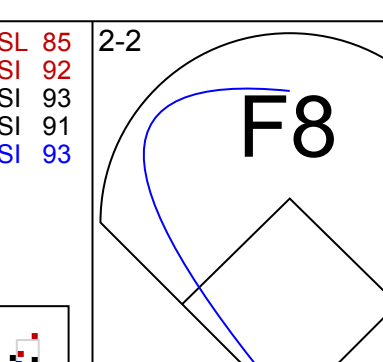
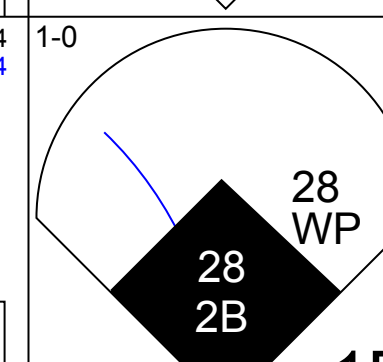
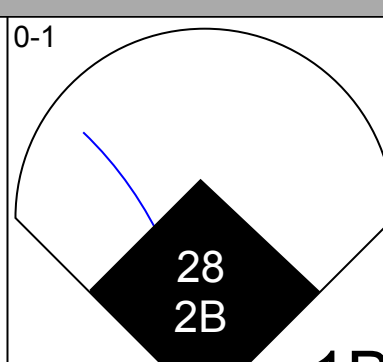
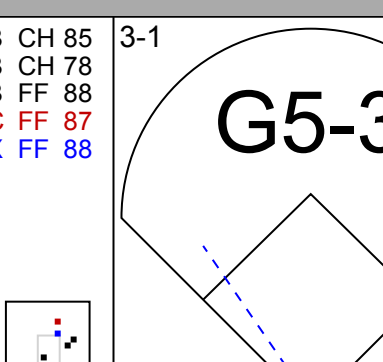
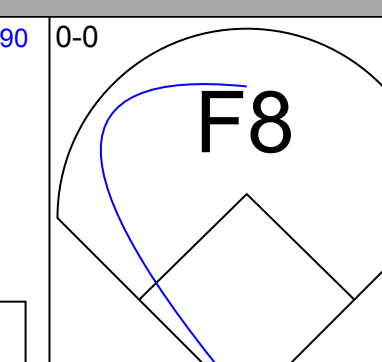
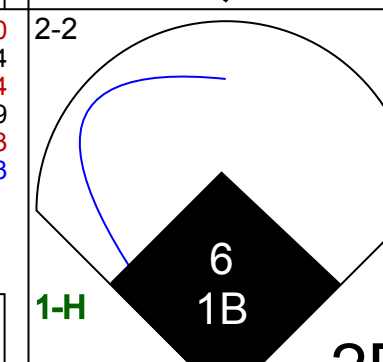
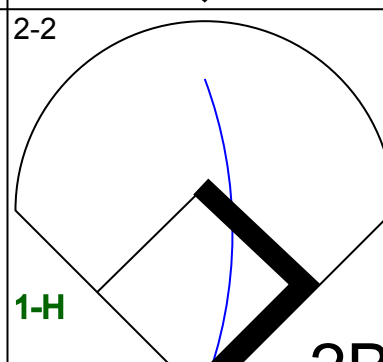
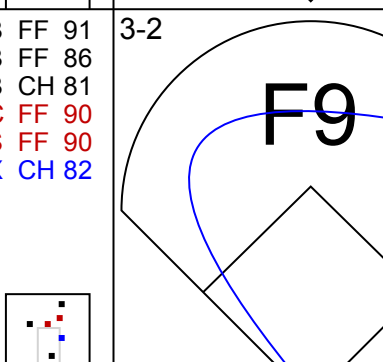
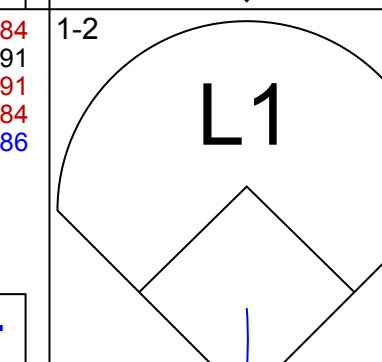
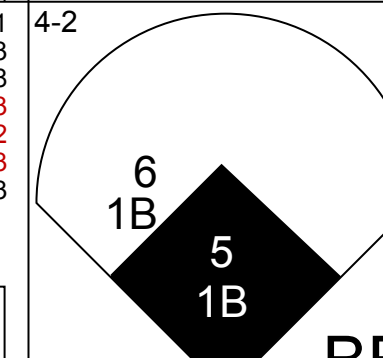
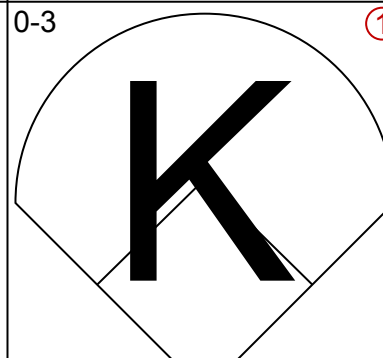
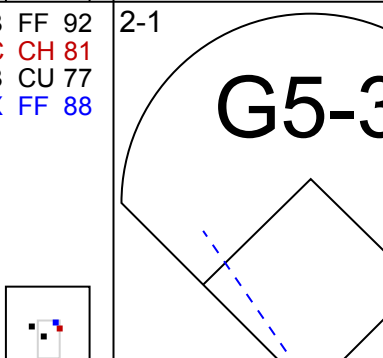
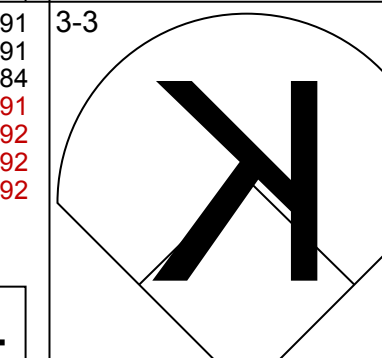
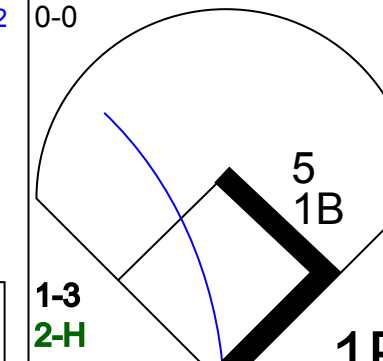
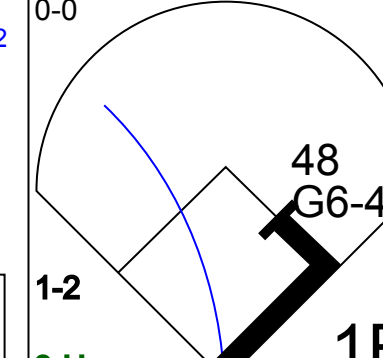
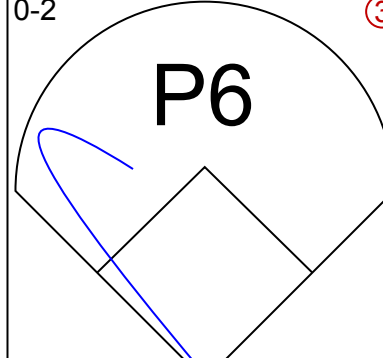
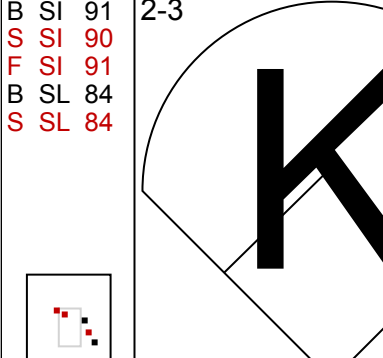
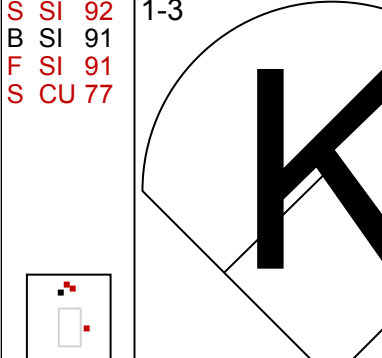
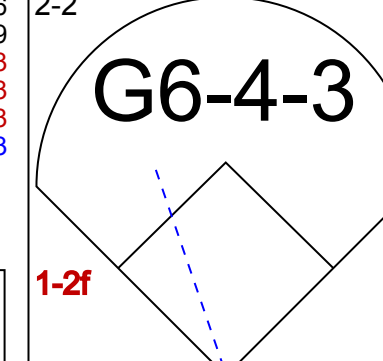

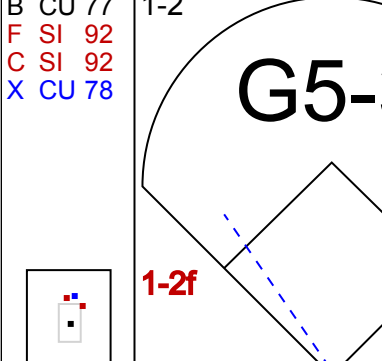





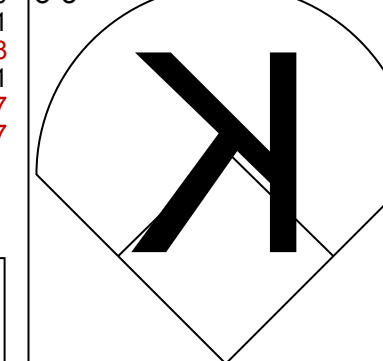


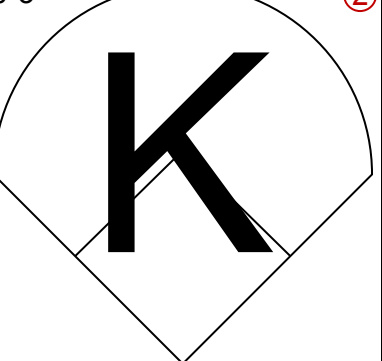
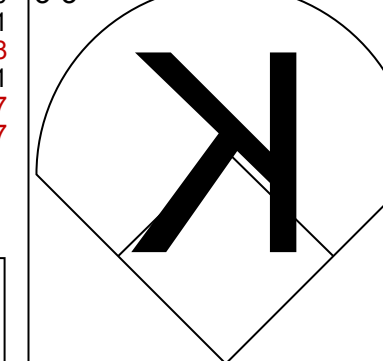
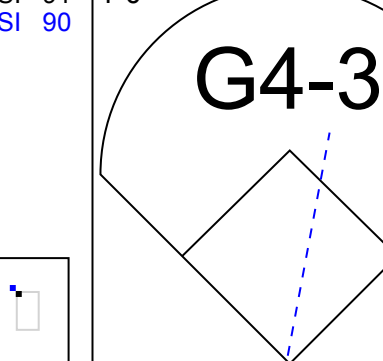
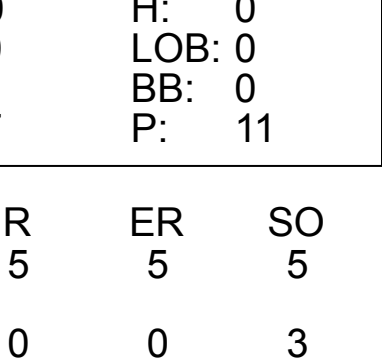
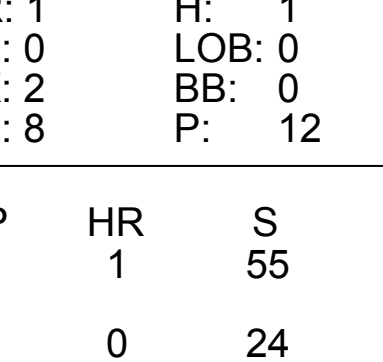
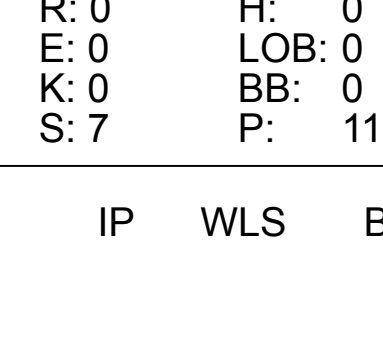
Batter	1	2	3	4	5	6	7	8	9	AB	R	H	RBI	BB	SO	LOB	BOTTOM			
7 José Reyes, S OBP: 0.315, SLG: 0.408	P2		F9			F8			K	4	0	0	0	0	1	1	Philadelphia Phillies @ New York Mets Citi Field, Flushing, NY Fri Aug 13 2010, 7:12 PM - 9:21 PM EDT Att: 35,440 - Cloudy - 75 F			
16 Ángel Pagán, S OBP: 0.364, SLG: 0.471				L8		F7			G6-3	4	0	1	0	0	0	0				
5 David Wright, R OBP: 0.361, SLG: 0.487					L1-3				G5-3	4	1	1	0	0	0	1				
15 Carlos Beltrán, S OBP: 0.311, SLG: 0.341										4	0	1	1	0	2	1				
19 Mike Hessman, R OBP: 0.310, SLG: 0.417										2	0	1	0	1	1	0				
12 Jeff Francoeur, R OBP: 0.289, SLG: 0.377										3	0	0	0	0	1	3				
4 Henry Blanco, R OBP: 0.315, SLG: 0.376										3	0	1	0	0	1	1				
11 Rubén Tejada, R OBP: 0.272, SLG: 0.217										2	0	0	0	1	2	1				
43 R.A. Dickey, R OBP: 0.200, SLG: 0.172										3	0	0	0	0	0	3				
Inning Stats	R: 0 E: 0 K: 0 S: 12	H: 1 LOB: 1 BB: 0 P: 17	R: 0 E: 0 K: 1 S: 6	H: 0 LOB: 0 BB: 0 P: 8	R: 0 E: 0 K: 1 S: 10	H: 0 LOB: 0 BB: 0 P: 14	R: 0 E: 0 K: 1 S: 5	H: 0 LOB: 0 BB: 0 P: 7	R: 0 E: 0 K: 2 S: 9	H: 1 LOB: 2 BB: 1 P: 16	R: 1 E: 0 K: 0 S: 12	H: 2 LOB: 1 BB: 1 P: 18	R: 0 E: 0 K: 2 S: 11	H: 1 LOB: 1 BB: 0 P: 16	R: 0 E: 0 K: 1 S: 7	H: 0 LOB: 0 BB: 0 P: 9		1B: 1 2B: 3 3B: 1 HR: 0	SF: 0 SAC: 0 DP: 0 HBP: 0	WP: 0 PB: 0 SB: 2 CS: 0
PITCHER 35 Cole Hamels, L ERA: 3.33	IP: 8.0 WLS: L BF: 31 H: 5 R: 1 ER: 1 SO: 8 BB: 1 IBB: 1 HBP: 0 BLK: 0 WP: 0 HR: 0 S: 72 P: 105 ERA: 1.12 WHIP: 0.750																			



Batter	1	2	3	4	5	6	7	8	9	AB	R	H	RBI	BB	SO	LOB	TOP				
11 Jimmy Rollins, S OBP: 0.337, SLG: 0.359	G1-3		8 2B		G6-3		G3	G6-3		5	1	1	0	0	0	0	Philadelphia Phillies @ New York Mets Citi Field, Flushing, NY Sun Aug 15 2010, 8:10 PM - 11:13 PM EDT Att: 31,345 - Drizzzie - 76 F				
8 Shane Victorino, S OBP: 0.315, SLG: 0.442	G4-3		1B		27 1B		G3-1	2B		5	1	3	1	0	0						
27 Placido Polanco, R OBP: 0.352, SLG: 0.426	G5-3		HBP		1B		G6-3	IBB		3	0	1	1	1	0	0					
29 Raul Ibanez, L OBP: 0.349, SLG: 0.421	K		G6-3		P4		K	K		5	0	0	0	0	3	5					
28 Jayson Werth, R OBP: 0.397, SLG: 0.527	19 G1-3 1B				51 F8 19 G3 HBP		G6-3			3	1	2	0	0	0	0					
19 Greg Dobbs, L OBP: 0.250, SLG: 0.319	G1-3				G3		L4	51 E 1B		3	0	0	0	0	0	3					
5 Mike Sweeney, R OBP: 0.326, SLG: 0.434	G1-3				G3		L4			1	0	1	0	0	0	0					
51 Carlos Ruiz, R OBP: 0.381, SLG: 0.426	G4-3				F8		21 FC4-6 1B	E5		4	0	1	1	0	0	3					
21 Wilson Valdez, R OBP: 0.280, SLG: 0.355	G5-3				G4-3		FC4-6	L8		4	0	0	0	0	0	4					
38 Kyle Kendrick, R ERA: 3.89					L9-3		G6-3	G4-3		3	0	0	0	0	0	1					
37 Chad Durbin, R ERA: 3.07							G4-3			0	0	0	0	0	0	0					
46 Ryan Madson, L ERA: 3.58										0	0	0	0	0	0	0					
9 Dominic Brown, L ERA: 3.58										0	0	0	0	0	0	0					
10 Ben Francisco, R ERA: 3.58										0	0	0	0	0	0	0					
54 Brad Lidge, R ERA: 4.2										0	0	0	0	0	0	0					
Inning Stats	R: 0 E: 0 K: 0 S: 4	H: 0 LOB: 0 BB: 0 P: 7	R: 0 E: 0 K: 1 S: 11	H: 1 LOB: 1 BB: 0 P: 17	R: 1 E: 0 K: 0 S: 17	H: 2 LOB: 2 BB: 0 P: 28	R: 0 E: 0 K: 0 S: 4	H: 0 LOB: 1 BB: 0 P: 10	R: 1 E: 0 K: 0 S: 14	H: 2 LOB: 1 BB: 0 P: 24	R: 0 E: 0 K: 0 S: 8	H: 0 LOB: 0 BB: 0 P: 14	R: 0 E: 0 K: 1 S: 17	H: 1 LOB: 2 BB: 0 P: 23	R: 0 E: 0 K: 1 S: 11	H: 1 LOB: 2 BB: 1 P: 19	1B: 6 2B: 2 3B: 1 HR: 0	SF: 0 SAC: 0 DP: 0 HBP: 2	WP: 0 PB: 0 SB: 3 CS: 0	PA: 40	
PITCHER	IP WLS BF H R ER SO BB IBB HBP BLK WP HR S P ERA WHIP	IP WLS BF H R ER SO BB IBB HBP BLK WP HR S P ERA WHIP	IP WLS BF H R ER SO BB IBB HBP BLK WP HR S P ERA WHIP	IP WLS BF H R ER SO BB IBB HBP BLK WP HR S P ERA WHIP	IP WLS BF H R ER SO BB IBB HBP BLK WP HR S P ERA WHIP	IP WLS BF H R ER SO BB IBB HBP BLK WP HR S P ERA WHIP	IP WLS BF H R ER SO BB IBB HBP BLK WP HR S P ERA WHIP	IP WLS BF H R ER SO BB IBB HBP BLK WP HR S P ERA WHIP	IP WLS BF H R ER SO BB IBB HBP BLK WP HR S P ERA WHIP	IP WLS BF H R ER SO BB IBB HBP BLK WP HR S P ERA WHIP	IP WLS BF H R ER SO BB IBB HBP BLK WP HR S P ERA WHIP	IP WLS BF H R ER SO BB IBB HBP BLK WP HR S P ERA WHIP	IP WLS BF H R ER SO BB IBB HBP BLK WP HR S P ERA WHIP	IP WLS BF H R ER SO BB IBB HBP BLK WP HR S P ERA WHIP	IP WLS BF H R ER SO BB IBB HBP BLK WP HR S P ERA WHIP	IP WLS BF H R ER SO BB IBB HBP BLK WP HR S P ERA WHIP	IP WLS BF H R ER SO BB IBB HBP BLK WP HR S P ERA WHIP	IP WLS BF H R ER SO BB IBB HBP BLK WP HR S P ERA WHIP	IP WLS BF H R ER SO BB IBB HBP BLK WP HR S P ERA WHIP	IP WLS BF H R ER SO BB IBB HBP BLK WP HR S P ERA WHIP	IP WLS BF H R ER SO BB IBB HBP BLK WP HR S P ERA WHIP
34 Mike Pelfrey, R ERA: 3.89	7.0	L	30	7	3	3	1	0	0	2	0	0	0	0	67	113	3.86	1.000			
25 Pedro Feliciano, L ERA: 3.07	0.2		3	1	0	0	1	0	0	0	0	0	0	0	11	16	0.00	1.500			
39 Bobby Parnell, R ERA: 3.58	0.1		2	0	0	0	0	0	0	0	0	0	0	6	7	0.00	0.000				
47 Hisanori Takahashi, L ERA: 4.2	1.0		5	1	0	0	1	0	1	0	0	0	0	11	19	0.00	1.000				
Batter	1	2	3	4	5	6	7	8	9	AB	R	H	RBI	BB	SO	LOB	BOTTOM				
7 José Reyes, S OBP: 0.316, SLG: 0.419	16 CS 1B		HR		L6			P6		4	1	2	1	0	0	1	Philadelphia Phillies @ New York Mets Citi Field, Flushing, NY Sun Aug 15 2010, 8:10 PM - 11:13 PM EDT Att: 31,345 - Drizzzie - 76 F				
16 Angel Pagan, S OBP: 0.359, SLG: 0.464	G6-3		F8		K			K		4	0	0	0	0	2	2					
5 David Wright, R OBP: 0.361, SLG: 0.484	15 1B		G5-3		G5-3			BB		3	0	1	0	1	0	0					
15 Carlos Beltrán, S OBP: 0.306, SLG: 0.333	K		K		F9			K		4	0	1	0	0	2	1					
29 Ike Davis, L OBP: 0.320, SLG: 0.423	F8				P6			K		4	0	0	0	0	2	2					
23 Chris Carter, L OBP: 0.308, SLG: 0.394	30 G4-3 G5-3 1B				F8			F8		4	0	1	0	0	0	0					
30 Josh Thole, L OBP: 0.391, SLG: 0.382	G5-3				F8			F8		4	0	0	0	0	0	1					
1 Luis Castillo, S OBP: 0.338, SLG: 0.282	G4-3				34 SH3-4 1B			BB		2	0	1	0	1	0	1					
34 Mike Pelfrey, R OBP: 0.163, SLG: 0.122					SH3-4			F8		1	0	0	0	0	1	1					
12 Jeff Francoeur, R OBP: 0.238, SLG: 0.375								F8		1	0	0	0	0	0	1					
25 Pedro Feliciano, L ERA: 3.07										0	0	0	0	0	0	0					
39 Bobby Parnell, R ERA: 3.58										0	0	0	0	0	0	0					
47 Hisanori Takahashi, L OBP: 0.063, SLG: 0.063										0	0	0	0	0	0	0					
Inning Stats	R: 0 E: 0 K: 0 S: 11	H: 3 LOB: 2 BB: 0 P: 20	R: 0 E: 0 K: 1 S: 13	H: 1 LOB: 1 BB: 0 P: 24	R: 1 E: 0 K: 1 S: 7	H: 1 LOB: 0 BB: 0 P: 13	R: 0 E: 0 K: 1 S: 5	H: 0 LOB: 0 BB: 0 P: 8	R: 0 E: 0 K: 0 S: 7	H: 0 LOB: 0 BB: 0 P: 11	R: 0 E: 0 K: 0 S: 10	H: 0 LOB: 1 BB: 1 P: 16	R: 0 E: 0 K: 2 S: 8	H: 0 LOB: 1 BB: 1 P: 15	R: 0 E: 0 K: 1 S: 7	H: 0 LOB: 0 BB: 0 P: 9	1B: 5 2B: 0 3B: 0 HR: 1	SF: 0 SAC: 1 DP: 0 HBP: 0	WP: 0 PB: 0 SB: 0 CS: 1	PA: 34	
PITCHER	IP WLS BF H R ER SO BB IBB HBP BLK WP HR S P ERA WHIP	IP WLS BF H R ER SO BB IBB HBP BLK WP HR S P ERA WHIP	IP WLS BF H R ER SO BB IBB HBP BLK WP HR S P ERA WHIP	IP WLS BF H R ER SO BB IBB HBP BLK WP HR S P ERA WHIP	IP WLS BF H R ER SO BB IBB HBP BLK WP HR S P ERA WHIP	IP WLS BF H R ER SO BB IBB HBP BLK WP HR S P ERA WHIP	IP WLS BF H R ER SO BB IBB HBP BLK WP HR S P ERA WHIP	IP WLS BF H R ER SO BB IBB HBP BLK WP HR S P ERA WHIP	IP WLS BF H R ER SO BB IBB HBP BLK WP HR S P ERA WHIP	IP WLS BF H R ER SO BB IBB HBP BLK WP HR S P ERA WHIP	IP WLS BF H R ER SO BB IBB HBP BLK WP HR S P ERA WHIP	IP WLS BF H R ER SO BB IBB HBP BLK WP HR S P ERA WHIP	IP WLS BF H R ER SO BB IBB HBP BLK WP HR S P ERA WHIP	IP WLS BF H R ER SO BB IBB HBP BLK WP HR S P ERA WHIP	IP WLS BF H R ER SO BB IBB HBP BLK WP HR S P ERA WHIP	IP WLS BF H R ER SO BB IBB HBP BLK WP HR S P ERA WHIP	IP WLS BF H R ER SO BB IBB HBP BLK WP HR S P ERA WHIP	IP WLS BF H R ER SO BB IBB HBP BLK WP HR S P ERA WHIP	IP WLS BF H R ER SO BB IBB HBP BLK WP HR S P ERA WHIP	IP WLS BF H R ER SO BB IBB HBP BLK WP HR S P ERA WHIP	IP WLS BF H R ER SO BB IBB HBP BLK WP HR S P ERA WHIP
38 Kyle Kendrick, R ERA: 4.45	6.2	W	26	6	1	1	4	1	0	0	0	0	0	0	60	101	1.35	1.050			
37 Chad Durbin, R ERA: 3.49	0.1	H	1	0	0	0	0	0	0	0	0	2	3	0.00	0.000						
46 Ryan Madson, R ERA: 3.58	1.0	H	4	0	0	0	2	1	0	0	0	8	15	0.00	1.000						
54 Brad Lidge, R ERA: 4.28	1.0	S	3	0	0	0	1	0	0	0	0	7	9	0.00	0.000						

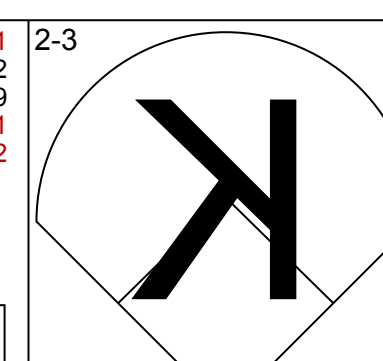
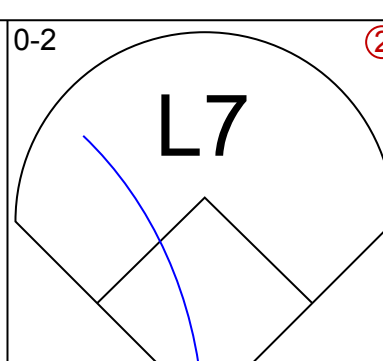
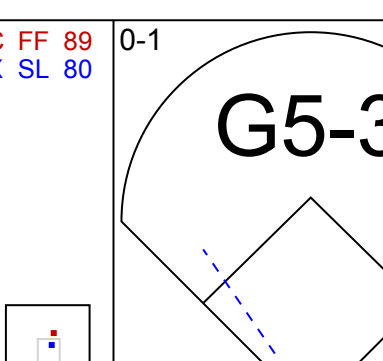
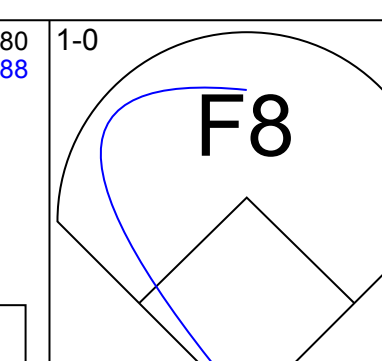
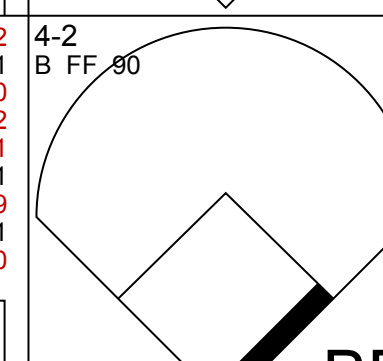
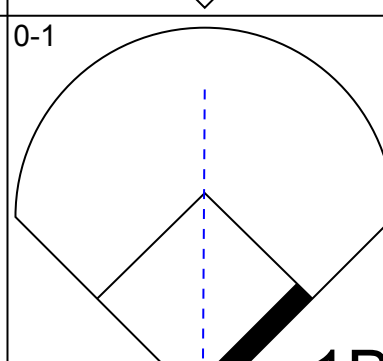
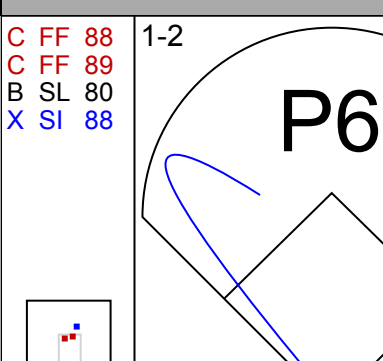
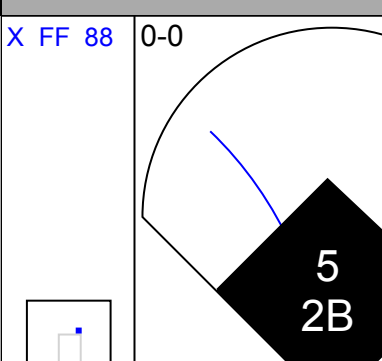
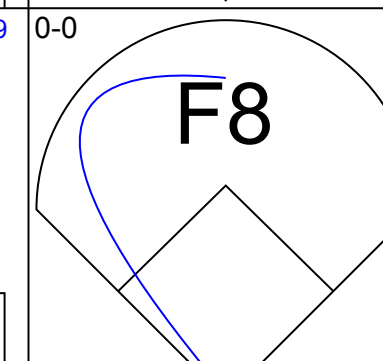
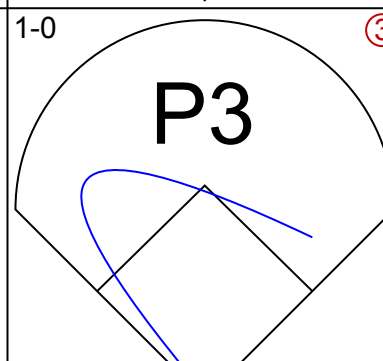
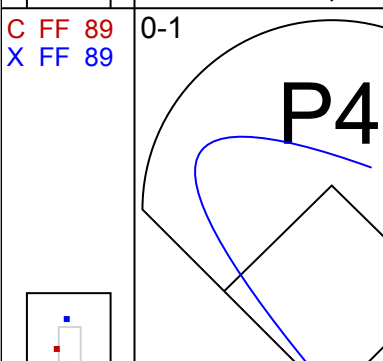
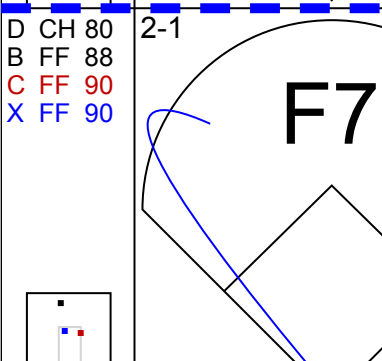
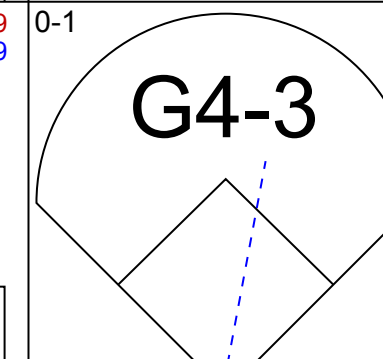
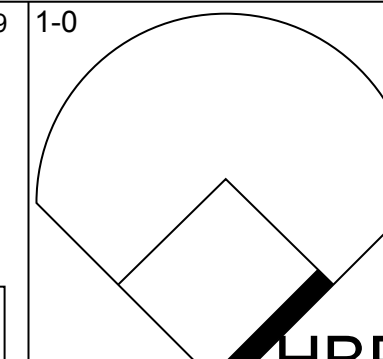
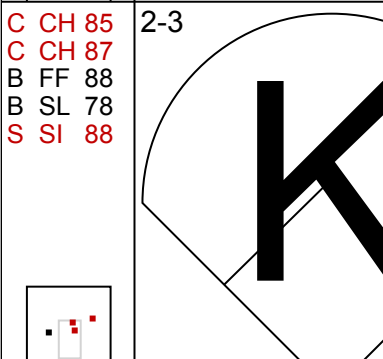
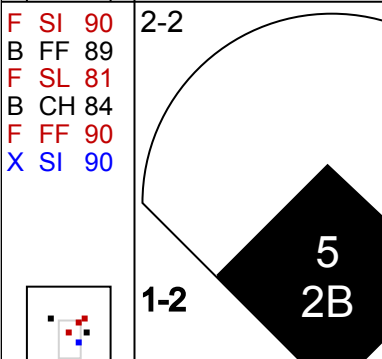



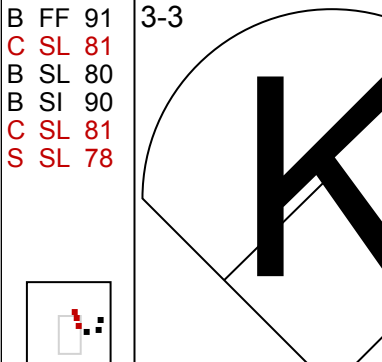



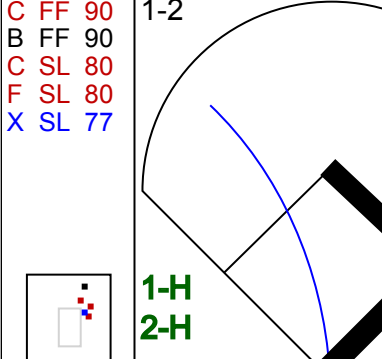



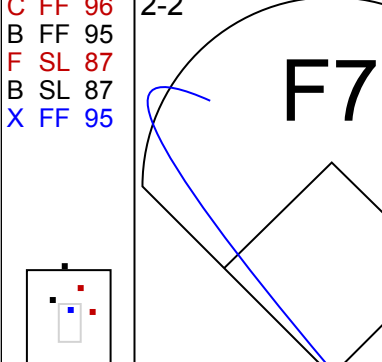

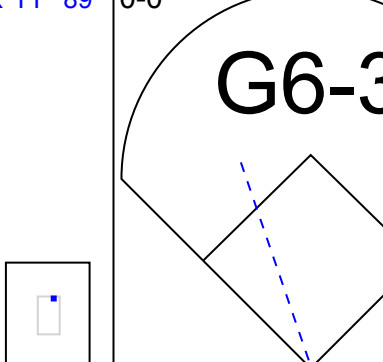
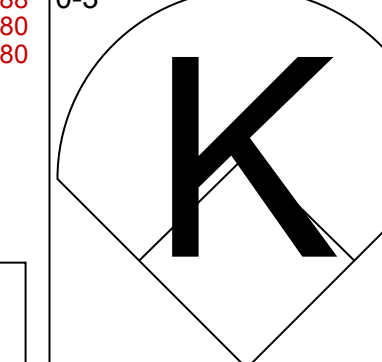
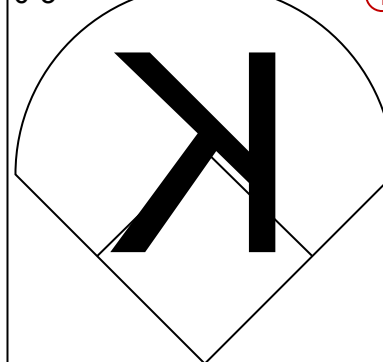
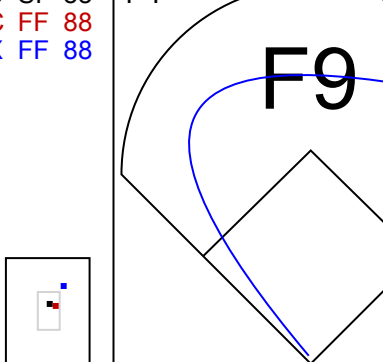
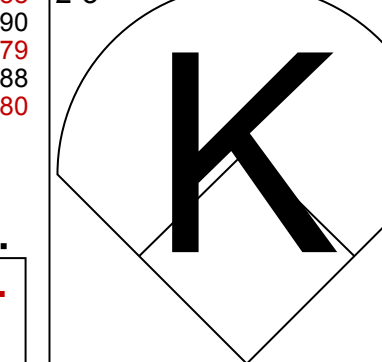
Batter	1	2	3	4	5	6	7	8	9	AB	R	H	RBI	BB	SO	LOB	TOP										
56 Andres Torres, S OBP: 0.369, SLG: 0.496										4	1	1	0	0	1	0	San Francisco Giants @ Philadelphia Phillies Citizens Bank Park, Philadelphia, PA Tue Aug 17 2010, 7:08 PM - 10:00 PM EDT Att: 45,401 - Partly Cloudy - 87 F										
28 Buster Posey, R OBP: 0.388, SLG: 0.516									4	0	2	0	0	0	0	1											
17 Aubrey Huff, L OBP: 0.364, SLG: 0.519									4	0	0	0	0	0	1	3											
47 Chris Ray, R									0	0	0	0	0	0	0	0											
52 Ramon E Ramirez, R									0	0	0	0	0	0	0	0											
9 Pat Burrell, R OBP: 0.348, SLG: 0.470										4	1	1	1	0	1	0											
48 Pablo Sandoval, S OBP: 0.328, SLG: 0.397										4	0	1	0	0	1	0											
6 Jose Guillen, R OBP: 0.315, SLG: 0.438										4	1	2	1	0	1	1											
5 Juan Uribe, R OBP: 0.316, SLG: 0.436										4	0	0	0	0	3	2											
14 Mike Fontenot, L OBP: 0.326, SLG: 0.399										3	0	0	0	0	0	0											
75 Barry Zito, L OBP: 0.143, SLG: 0.122										2	0	0	0	0	2	0											
46 Santiago Casilla, R										0	0	0	0	0	0	0											
35 Travis Ishikawa, L OBP: 0.331, SLG: 0.425										1	0	0	0	0	0	0											
Inning Stats	R: 2 H: 3 E: 0 K: 1 S: 10	H: 3 LOB: 0 BB: 0 P: 19	R: 0 H: 0 E: 0 K: 1 S: 8	H: 0 LOB: 0 BB: 0 P: 9	R: 0 H: 1 E: 0 K: 1 S: 9	H: 1 LOB: 1 BB: 0 P: 14	R: 0 H: 1 E: 0 K: 2 S: 18	H: 1 LOB: 1 BB: 0 P: 25	R: 0 H: 0 E: 0 K: 1 S: 6	H: 0 LOB: 0 BB: 0 P: 9	R: 0 H: 0 E: 0 K: 0 S: 6	H: 0 LOB: 0 BB: 0 P: 7	R: 1 H: 1 E: 0 K: 1 S: 18	H: 1 LOB: 0 BB: 0 P: 23	R: 0 H: 0 E: 0 K: 2 S: 10	H: 0 LOB: 1 BB: 0 P: 15	R: 0 H: 1 E: 0 K: 1 S: 9	H: 1 LOB: 1 BB: 0 P: 13	1B: 4 2B: 1 3B: 0 HR: 2	SF: 0 SAC: 0 DP: 1 HBP: 0	WP: 0 PB: 1 SB: 0 CS: 0	PA: 34					
PITCHER	IP	WLS	BF	H	R	ER	SO	BB	IBB	HBP	BLK	WP	HR	S	P	ERA	WHIP										
44 Roy Oswalt, R ERA: 3.36	7.0	W	26	6	3	3	7	0	0	0	0	0	2	75	106	3.86	0.857										
46 Ryan Madson, R ERA: 3.45	1.0	H	4	0	0	0	2	0	0	0	0	0	0	10	15	0.00	0.000										
37 Chad Durbin, R ERA: 3.42	1.0		4	1	0	0	1	0	0	0	0	0	0	9	13	0.00	1.000										

Batter	1	2	3	4	5	6	7	8	9	AB	R	H	RBI	BB	SO	LOB	BOTTOM										
11 Jimmy Rollins, S OBP: 0.338, SLG: 0.360										5	1	2	3	0	0	0	San Francisco Giants @ Philadelphia Phillies Citizens Bank Park, Philadelphia, PA Tue Aug 17 2010, 7:08 PM - 10:00 PM EDT Att: 45,401 - Partly Cloudy - 87 F										
26 Chase Utley, L OBP: 0.377, SLG: 0.457										5	0	0	0	0	2												
27 Placido Polanco, R OBP: 0.357, SLG: 0.430										5	1	4	0	0	1												
28 Jayson Werth, R OBP: 0.395, SLG: 0.527										4	1	1	0	0	4												
8 Shane Victorino, S OBP: 0.317, SLG: 0.445										4	1	2	2	0	3												
5 Mike Sweeney, R OBP: 0.331, SLG: 0.432										3	2	1	0	1	1												
29 Raul Ibanez, L OBP: 0.352, SLG: 0.423										3	1	2	0	1	0	1											
51 Carlos Ruiz, R OBP: 0.383, SLG: 0.429										3	2	1	2	1	1	3											
44 Roy Oswalt, R OBP: 0.158, SLG: 0.111										2	0	0	0	0	2												
46 Ryan Madson, L										0	0	0	0	0	0	0											
3 Ross Gload, L OBP: 0.345, SLG: 0.505										1	0	0	0	0	2												
37 Chad Durbin, R										0	0	0	0	0	0	0											
Inning Stats	R: 0 H: 1 E: 1 K: 0 S: 13	H: 1 LOB: 2 BB: 0 P: 19	R: 0 H: 1 E: 0 K: 0 S: 7	H: 1 LOB: 0 BB: 0 P: 11	R: 0 H: 0 E: 0 K: 0 S: 6	H: 0 LOB: 0 BB: 0 P: 10	R: 0 H: 1 E: 0 K: 0 S: 8	H: 1 LOB: 0 BB: 0 P: 12	R: 2 H: 2 E: 0 K: 0 S: 17	H: 2 LOB: 1 BB: 1 P: 26	R: 2 H: 3 E: 0 K: 2 S: 19	H: 3 LOB: 2 BB: 1 P: 30	R: 0 H: 1 E: 0 K: 0 S: 9	H: 1 LOB: 1 BB: 0 P: 14	R: 5 H: 4 E: 1 K: 0 S: 17	H: 4 LOB: 1 BB: 1 P: 32	R: 0 H: 1 E: 0 K: 0 S: 13	H: 1 LOB: 1 BB: 1 P: 11	1B: 10 2B: 3 3B: 0 HR: 0	SF: 0 SAC: 1 DP: 2 HBP: 0	WP: 1 PB: 0 SB: 1 CS: 0	PA: 39					
PITCHER	IP	WLS	BF	H	R	ER	SO	BB	IBB	HBP	BLK	WP	HR	S	P	ERA	WHIP										
75 Barry Zito, L ERA: 3.56	5.0	L	23	4	4	4	0	1	0	0	0	0	0	60	91	7.20	1.800										
46 Santiago Casilla, R ERA: 2.02	2.0		8	1	0	0	2	0	1	0	0	0	0	19	31	0.00	0.500										
47 Chris Ray, R ERA: 4.05	0.0		4	3	4	4	0	1	0	0	0	0	0	7	15	∞	∞										
52 Ramon E Ramirez, R ERA: 3.78	1.0		5	1	1	0	0	0	0	0	1	0	0	10	17	0.00	1.000										

Batter	1	2	3	4	5	6	7	8	9	AB	R	H	RBI	BB	SO	LOB	TOP			
33 Aaron Rowand, R OBP: 0.295, SLG: 0.392										4	0	0	0	0	2	0	San Francisco Giants @ Philadelphia Phillies Citizens Bank Park, Philadelphia, PA Thu Aug 19 2010, 7:08 PM - 9:41 PM EDT Att: 45,449 - Partly Cloudy - 88 F			
21 Freddy Sanchez, R OBP: 0.322, SLG: 0.325										4	2	2	0	0	0	0				
28 Buster Posey, R OBP: 0.388, SLG: 0.519										4	1	2	2	0	0	0				
9 Pat Burrell, R OBP: 0.345, SLG: 0.473										3	1	0	0	1	2	1				
56 Andres Torres, S OBP: 0.308, SLG: 0.591										0	0	0	0	0	0	0				
6 Jose Guillen, R OBP: 0.318, SLG: 0.439										4	0	2	1	0	0	1				
12 Nate Schierholz, L OBP: 0.313, SLG: 0.359										0	0	0	0	0	0	0				
5 Juan Uribe, R OBP: 0.313, SLG: 0.429										4	0	1	1	0	2	2				
48 Pablo Sandoval, S OBP: 0.325, SLG: 0.399										4	1	1	1	0	1	3				
22 Eli Whiteside, R OBP: 0.306, SLG: 0.409										3	0	0	0	0	0	0				
57 Jonathan Sánchez, L OBP: 0.167, SLG: 0.167										3	0	0	0	0	2	0				
54 Sergio Romo, R OBP: 0.167, SLG: 0.167										0	0	0	0	0	0	0				
38 Brian Wilson, R OBP: 0.167, SLG: 0.167										0	0	0	0	0	0	0				
Inning Stats	R: 3 H: 4 E: 0 K: 1 S: 18	H: 4 LOB: 1 BB: 1 P: 30	R: 0 H: 0 E: 0 K: 1 S: 7	H: 0 LOB: 0 BB: 0 P: 11	R: 1 H: 2 E: 0 K: 1 S: 15	H: 2 LOB: 1 BB: 0 P: 18	R: 1 H: 1 E: 0 K: 2 S: 8	H: 1 LOB: 0 BB: 0 P: 12	R: 0 H: 0 E: 0 K: 0 S: 7	H: 0 LOB: 0 BB: 0 P: 15	R: 0 H: 0 E: 0 K: 2 S: 8	H: 0 LOB: 0 BB: 0 P: 13	R: 0 H: 0 E: 0 K: 1 S: 9	H: 0 LOB: 0 BB: 0 P: 13	R: 0 H: 1 E: 0 K: 1 S: 7	H: 3 LOB: 1 BB: 0 P: 11	1B: 5 2B: 2 3B: 0 HR: 1	SF: 0 SAC: 0 DP: 2 HBP: 0	WP: 1 PB: 0 SB: 0 CS: 0	PA: 34
PITCHER	IP WLS BF H R ER SO BB IBB HBP BLK WP HR S P ERA WHIP	IP WLS BF H R ER SO BB IBB HBP BLK WP HR S P ERA WHIP	IP WLS BF H R ER SO BB IBB HBP BLK WP HR S P ERA WHIP	IP WLS BF H R ER SO BB IBB HBP BLK WP HR S P ERA WHIP	IP WLS BF H R ER SO BB IBB HBP BLK WP HR S P ERA WHIP	IP WLS BF H R ER SO BB IBB HBP BLK WP HR S P ERA WHIP	IP WLS BF H R ER SO BB IBB HBP BLK WP HR S P ERA WHIP	IP WLS BF H R ER SO BB IBB HBP BLK WP HR S P ERA WHIP	IP WLS BF H R ER SO BB IBB HBP BLK WP HR S P ERA WHIP	IP WLS BF H R ER SO BB IBB HBP BLK WP HR S P ERA WHIP	IP WLS BF H R ER SO BB IBB HBP BLK WP HR S P ERA WHIP	IP WLS BF H R ER SO BB IBB HBP BLK WP HR S P ERA WHIP	IP WLS BF H R ER SO BB IBB HBP BLK WP HR S P ERA WHIP	IP WLS BF H R ER SO BB IBB HBP BLK WP HR S P ERA WHIP	IP WLS BF H R ER SO BB IBB HBP BLK WP HR S P ERA WHIP	IP WLS BF H R ER SO BB IBB HBP BLK WP HR S P ERA WHIP	IP WLS BF H R ER SO BB IBB HBP BLK WP HR S P ERA WHIP	IP WLS BF H R ER SO BB IBB HBP BLK WP HR S P ERA WHIP	IP WLS BF H R ER SO BB IBB HBP BLK WP HR S P ERA WHIP	IP WLS BF H R ER SO BB IBB HBP BLK WP HR S P ERA WHIP

AB	33
R	5
H	8
RBI	5
SO	9
LOB	7



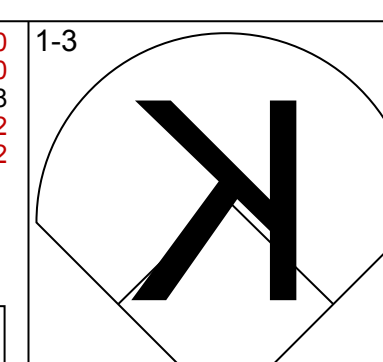
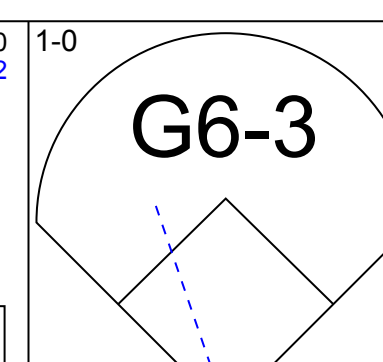
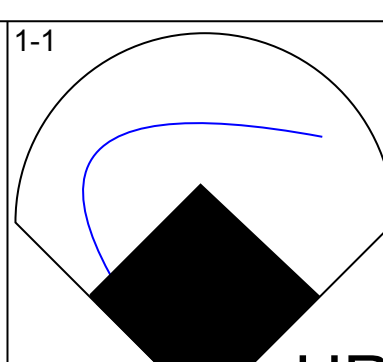
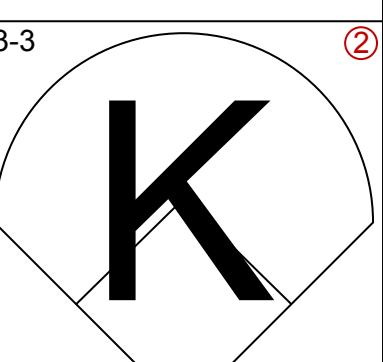
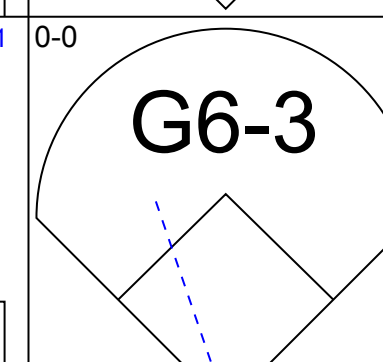
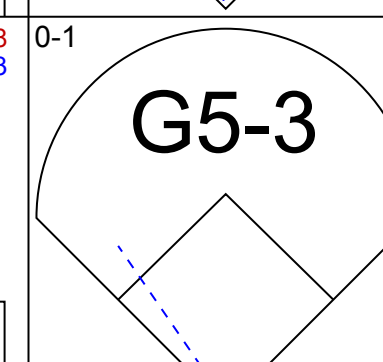
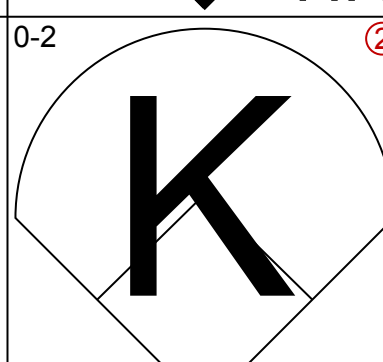
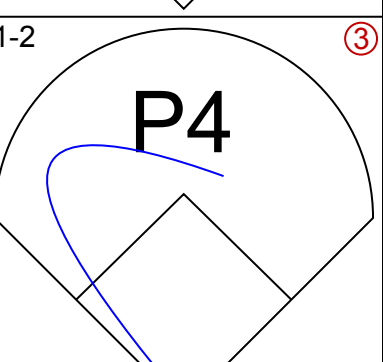
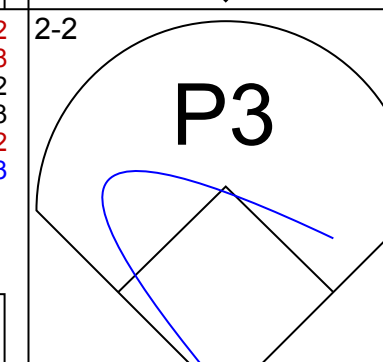
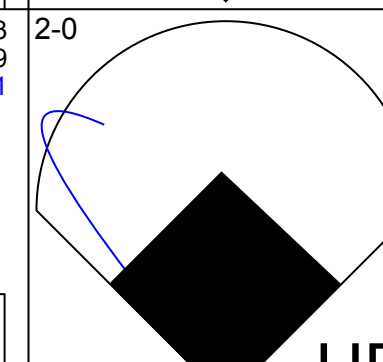
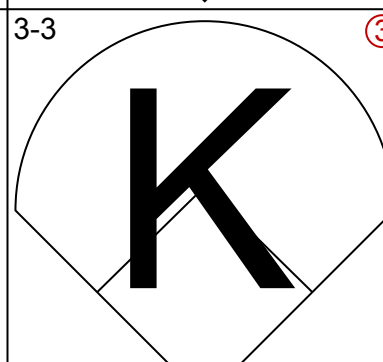

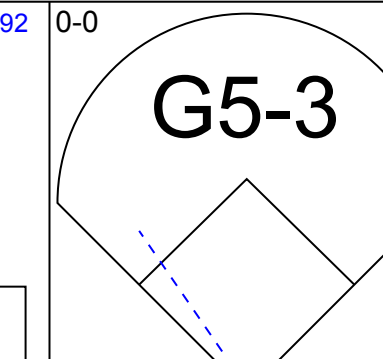
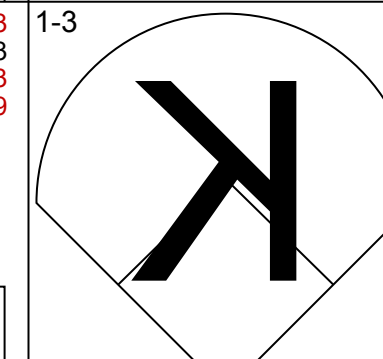
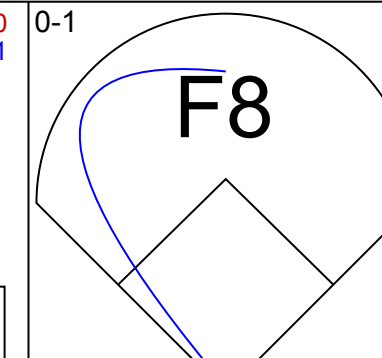
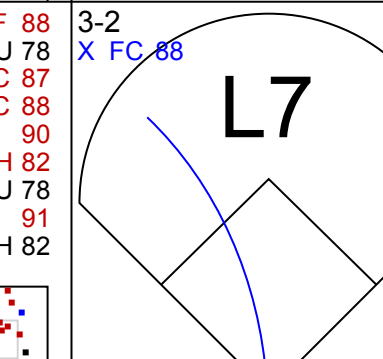
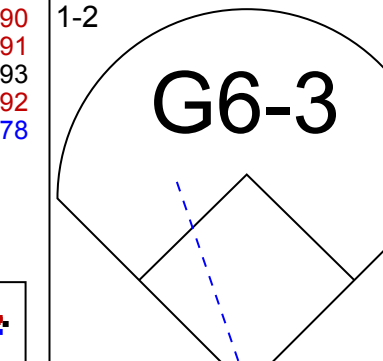

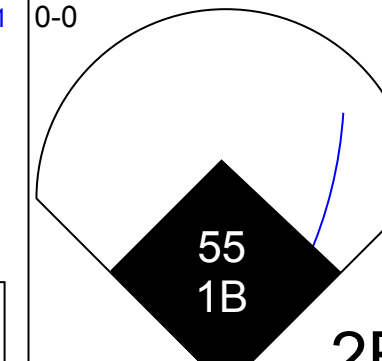
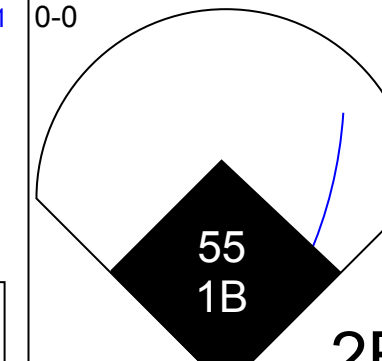
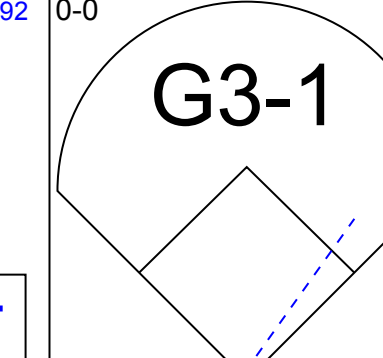

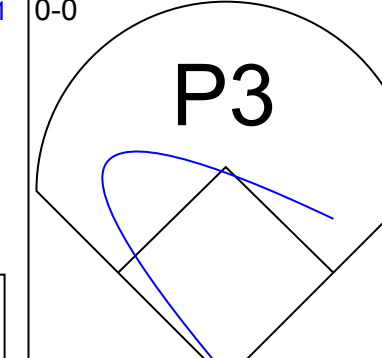
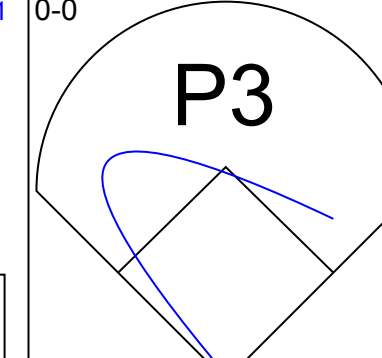

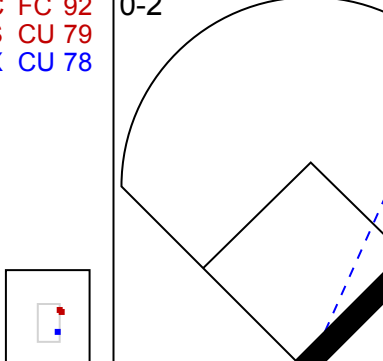
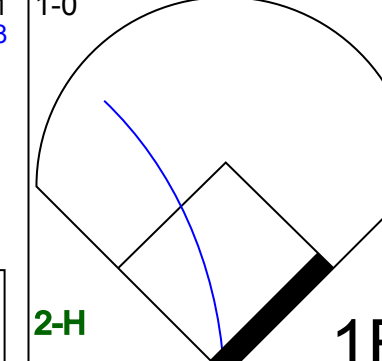
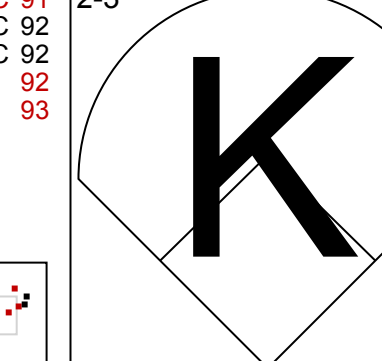
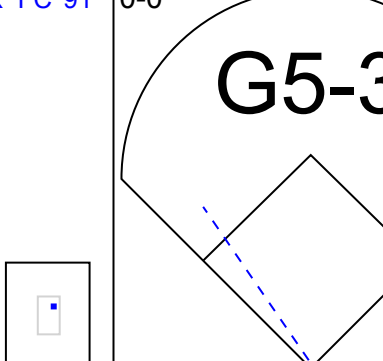
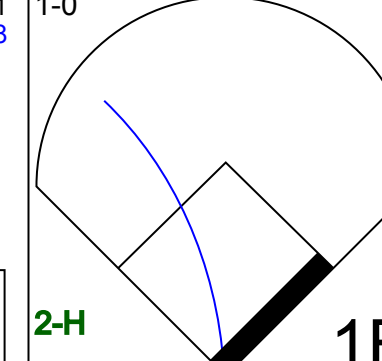
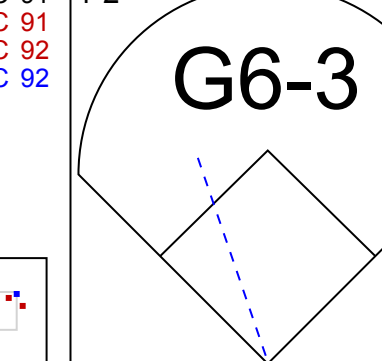
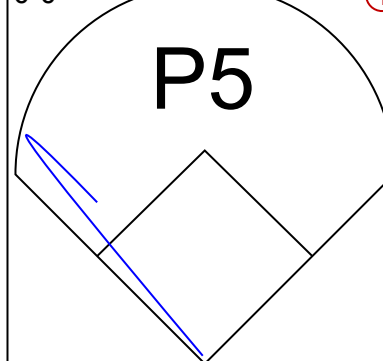
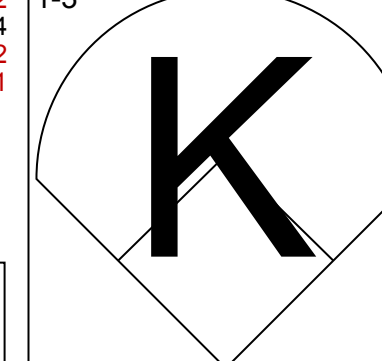
Batter	1	2	3	4	5	6	7	8	9	AB	R	H	RBI	BB	SO	LOB	BOTTOM					
11 Jimmy Rollins, S OBP: 0.338, SLG: 0.380										4	0	0	0	0	1	0	San Francisco Giants @ Philadelphia Phillies Citizens Bank Park, Philadelphia, PA Thu Aug 19 2010, 7:08 PM - 9:41 PM EDT Att: 45,449 - Partly Cloudy - 88 F					
8 Shane Victorino, S OBP: 0.318, SLG: 0.443										3	1	2	0	1	0	0						
27 Placido Polanco, R OBP: 0.351, SLG: 0.422										4	0	0	0	0	3							
26 Chase Utley, L OBP: 0.380, SLG: 0.460										3	1	1	0	0	1	1						
28 Jayson Werth, R OBP: 0.393, SLG: 0.524										4	0	0	0	0	2	3						
5 Mike Sweeney, R OBP: 0.336, SLG: 0.438										3	0	1	2	1	0	1						
29 Raul Ibanez, L OBP: 0.350, SLG: 0.423										4	0	0	0	0	3							
51 Carlos Ruiz, R OBP: 0.380, SLG: 0.432										3	0	0	0	0	2	1						
35 Cole Hamels, L OBP: 0.157, SLG: 0.196										1	0	0	0	0	1	0						
10 Ben Francisco, R OBP: 0.323, SLG: 0.410										1	0	0	0	0	0	0						
57 David Herndon, R OBP: 0.167, SLG: 0.167										0	0	0	0	0	0	0						
21 Wilson Valdez, R OBP: 0.279, SLG: 0.354										1	0	0	0	0	1	0						
55 Danys Baez, R OBP: 0.167, SLG: 0.167										0	0	0	0	0	0	0						
Inning Stats	R: 0 H: 0 E: 0 K: 1 S: 12	H: 0 LOB: 1 BB: 1 P: 18	R: 0 H: 0 E: 0 K: 2 S: 12	H: 0 LOB: 1 BB: 1 P: 20	R: 0 H: 1 E: 0 K: 1 S: 9	H: 1 LOB: 0 BB: 0 P: 10	R: 0 H: 0 E: 0 K: 0 S: 10	H: 0 LOB: 0 BB: 0 P: 15	R: 0 H: 0 E: 0 K: 0 S: 5	H: 0 LOB: 0 BB: 0 P: 6	R: 0 H: 0 E: 0 K: 1 S: 8	H: 0 LOB: 0 BB: 0 P: 11	R: 0 H: 0 E: 0 K: 0 S: 4	H: 0 LOB: 0 BB: 0 P: 7	R: 0 H: 0 E: 0 K: 2 S: 7	H: 3 LOB: 1 BB: 0 P: 10	R: 2 H: 3 E: 0 K: 1 S: 17	H: 3 LOB: 1 BB: 0 P: 27	1B: 3 2B: 1 3B: 0 HR: 0	SF: 0 SAC: 0 DP: 0 HBP: 1	WP: 0 PB: 0 SB: 0 CS: 0	PA: 34
PITCHER	IP WLS BF H R ER SO BB IBB HBP BLK WP HR S P ERA WHIP	IP WLS BF H R ER SO BB IBB HBP BLK WP HR S P ERA WHIP	IP WLS BF H R ER SO BB IBB HBP BLK WP HR S P ERA WHIP	IP WLS BF H R ER SO BB IBB HBP BLK WP HR S P ERA WHIP	IP WLS BF H R ER SO BB IBB HBP BLK WP HR S P ERA WHIP	IP WLS BF H R ER SO BB IBB HBP BLK WP HR S P ERA WHIP	IP WLS BF H R ER SO BB IBB HBP BLK WP HR S P ERA WHIP	IP WLS BF H R ER SO BB IBB HBP BLK WP HR S P ERA WHIP	IP WLS BF H R ER SO BB IBB HBP BLK WP HR S P ERA WHIP	IP WLS BF H R ER SO BB IBB HBP BLK WP HR S P ERA WHIP	IP WLS BF H R ER SO BB IBB HBP BLK WP HR S P ERA WHIP	IP WLS BF H R ER SO BB IBB HBP BLK WP HR S P ERA WHIP	IP WLS BF H R ER SO BB IBB HBP BLK WP HR S P ERA WHIP	IP WLS BF H R ER SO BB IBB HBP BLK WP HR S P ERA WHIP	IP WLS BF H R ER SO BB IBB HBP BLK WP HR S P ERA WHIP	IP WLS BF H R ER SO BB IBB HBP BLK WP HR S P ERA WHIP	IP WLS BF H R ER SO BB IBB HBP BLK WP HR S P ERA WHIP	IP WLS BF H R ER SO BB IBB HBP BLK WP HR S P ERA WHIP	IP WLS BF H R ER SO BB IBB HBP BLK WP HR S P ERA WHIP	IP WLS BF H R ER SO BB IBB HBP BLK WP HR S P ERA WHIP		



Batter	1	2	3	4	5	6	7	8	9	AB	R	H	RBI	BB	SO	LOB	TOP				
1 Nyer Morgan, L (1.8) OBP: 0.321, SLG: 0.324										5	0	1	0	0	1	2	<p>Washington Nationals @ Philadelphia Phillies Citizens Bank Park, Philadelphia, PA Fri Aug 20 2010, 7:07 PM - 9:57 PM EDT Att: 45,093 - Partly Cloudy - 87 F</p> <p>livebaseballscores.com</p> <p>AB 36 R 0 H 10 RBI 0 BB 3 SO 7 LOB 22</p>				
6 Ian Desmond, R (1.6) OBP: 0.312, SLG: 0.415									5	0	3	0	0	1	1						
44 Adam Dunn, L (1.3) OBP: 0.354, SLG: 0.557									3	0	1	0	2	1	1						
11 Ryan Zimmerman, R (1.5) OBP: 0.391, SLG: 0.545									3	0	1	0	1	0	4						
2 Roger Bernadina, L (1.7) OBP: 0.322, SLG: 0.408									4	0	1	0	0	0	6						
38 Michael Morse, R (1.9) OBP: 0.318, SLG: 0.500									4	0	0	0	0	1	1						
7 Ivan Rodriguez, R (1.2) OBP: 0.294, SLG: 0.350									4	0	1	0	0	2	1						
20 Adam Kennedy, L (1.4) OBP: 0.331, SLG: 0.348									4	0	2	0	0	0	2						
21 Jason Marquis, L (1.1) OBP: 0.111, SLG: 0.222									2	0	0	0	0	0	3						
32 Kevin Mench, R (6,PH) OBP: 0.100, SLG: 0.100									1	0	0	0	0	1	1						
62 Joel Peralta, R (6.1)									0	0	0	0	0	0	0						
45 Doug Slaten, L (8.1)									0	0	0	0	0	0	0						
22 Willie Harris, L (9,PH) OBP: 0.278, SLG: 0.339									1	0	0	0	0	0	0						
Inning Stats	R: 0 E: 0 K: 0 S: 10	H: 1 LOB: 2 BB: 2 P: 23	R: 0 E: 1 K: 0 S: 7	H: 0 LOB: 1 BB: 0 P: 10	R: 0 E: 0 K: 1 S: 12	H: 2 LOB: 2 BB: 0 P: 14	R: 0 E: 0 K: 1 S: 13	H: 2 LOB: 2 BB: 0 P: 17	R: 0 E: 0 K: 1 S: 10	H: 1 LOB: 1 BB: 0 P: 16	R: 0 E: 0 K: 2 S: 13	H: 1 LOB: 1 BB: 0 P: 18	R: 0 E: 0 K: 1 S: 12	H: 1 LOB: 1 BB: 0 P: 16	R: 0 E: 0 K: 1 S: 8	H: 1 LOB: 1 BB: 0 P: 11	1B: 7 2B: 4 3B: 0 HR: 0	SF: 0 SAC: 0 DP: 2 HBP: 0	WP: 0 PB: 0 SB: 0 CS: 0	PA: 39	
PITCHER	IP WLS BF H R ER SO BB IBB HBP BLK WP HR S P ERA WHIP	7.0 W 31 8 0 0 5 3 0 0 0 1 0 0 75 116 0.00 1.571	1.0 H 4 1 0 0 1 0 0 0 0 0 0 0 12 16 0.00 1.000	1.0 S 4 1 0 0 1 0 0 0 0 0 0 0 8 11 0.00 1.000																	

Batter	1	2	3	4	5	6	7	8	9	AB	R	H	RBI	BB	SO	LOB	BOTTOM				
11 Jimmy Rollins, S (1.6) OBP: 0.337, SLG: 0.375										3	0	0	0	1	0	0	<p>Washington Nationals @ Philadelphia Phillies Citizens Bank Park, Philadelphia, PA Fri Aug 20 2010, 7:07 PM - 9:57 PM EDT Att: 45,093 - Partly Cloudy - 87 F</p> <p>livebaseballscores.com</p> <p>AB 28 R 1 H 4 RBI 1 BB 4 SO 3 LOB 12</p>				
27 Placido Polanco, R (1.5) OBP: 0.350, SLG: 0.419										3	0	0	0	1	0	2					
26 Chase Utley, L (1.4) OBP: 0.381, SLG: 0.459									3	1	1	0	1	0	1						
28 Jayson Werth, R (1.9) OBP: 0.394, SLG: 0.525									3	0	1	0	1	0	1						
29 Raul Ibanez, L (1.7) OBP: 0.350, SLG: 0.424									4	0	1	1	0	2	3						
8 Shane Victorino, S (1.8) OBP: 0.316, SLG: 0.440									3	0	0	0	0	0	2						
5 Mike Sweeney, R (1.3) OBP: 0.329, SLG: 0.427									3	0	0	0	0	0	0						
51 Carlos Ruiz, R (1.2) OBP: 0.380, SLG: 0.431									3	0	1	0	0	0	1						
34 Roy Halladay, R (1.1) OBP: 0.151, SLG: 0.139									2	0	0	0	0	0	2						
9 Domonic Brown, L (7,PH) OBP: 0.239, SLG: 0.429									1	0	0	0	0	1	0						
46 Ryan Madison, L (8.1)									0	0	0	0	0	0	0						
54 Brad Lidge, R (9.1)									0	0	0	0	0	0	0						
Inning Stats	R: 0 E: 0 K: 1 S: 11	H: 1 LOB: 1 BB: 1 P: 23	R: 0 E: 0 K: 0 S: 7	H: 1 LOB: 1 BB: 0 P: 9	R: 1 E: 0 K: 0 S: 14	H: 1 LOB: 2 BB: 2 P: 27	R: 0 E: 1 K: 0 S: 10	H: 0 LOB: 2 BB: 1 P: 19	R: 0 E: 0 K: 0 S: 9	H: 1 LOB: 0 BB: 0 P: 16	R: 0 E: 0 K: 0 S: 15	H: 0 LOB: 0 BB: 0 P: 21	R: 0 E: 0 K: 1 S: 6	H: 0 LOB: 0 BB: 0 P: 10	R: 0 E: 0 K: 1 S: 9	H: 0 LOB: 0 BB: 0 P: 15	1B: 2 2B: 2 3B: 0 HR: 0	SF: 0 SAC: 0 DP: 0 HBP: 0	WP: 0 PB: 0 SB: 1 CS: 1	PA: 32	
PITCHER	IP WLS BF H R ER SO BB IBB HBP BLK WP HR S P ERA WHIP	5.0 L 23 4 0 0 1 4 0 0 0 0 0 0 51 94 1.80 1.600	2.0 6 0 0 0 1 0 0 0 0 0 0 0 21 31 0.00 0.000	1.0 3 0 0 0 1 0 0 0 0 0 0 0 9 15 0.00 0.000																	

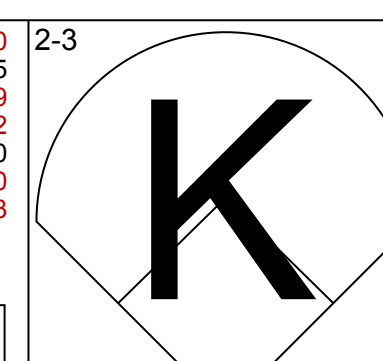
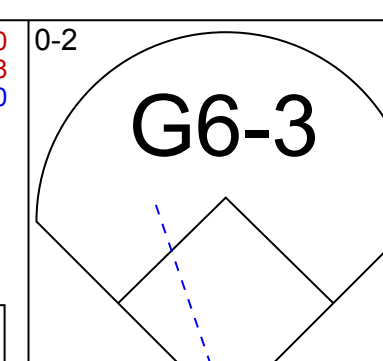
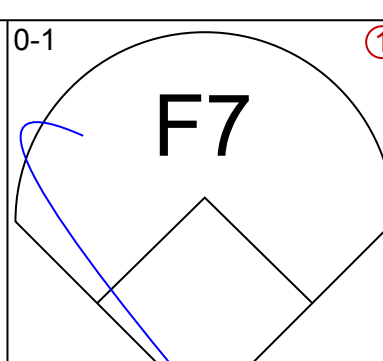
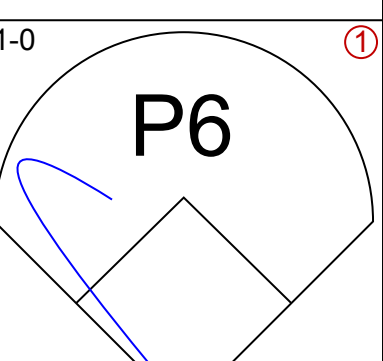
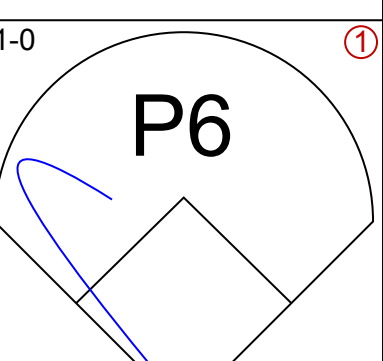
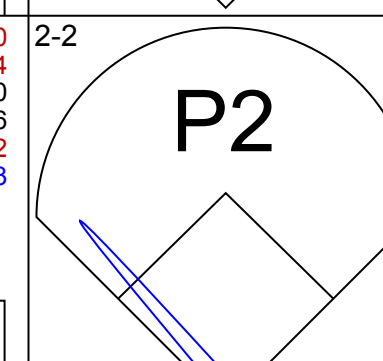
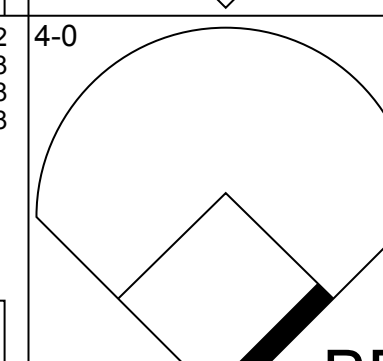
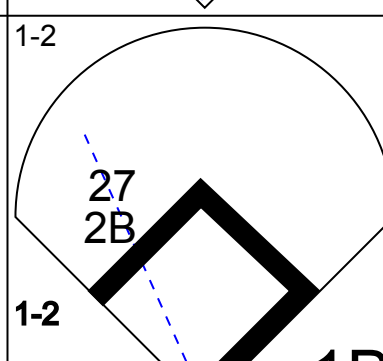
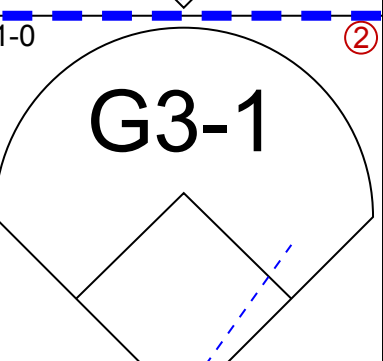
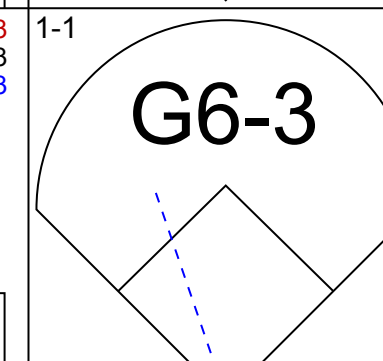
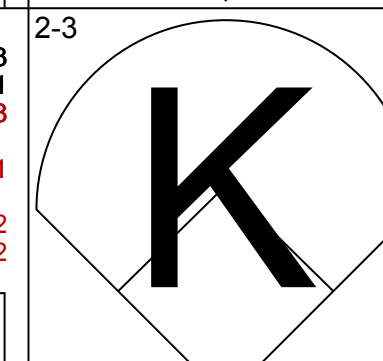
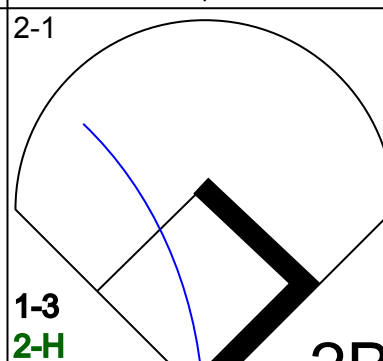
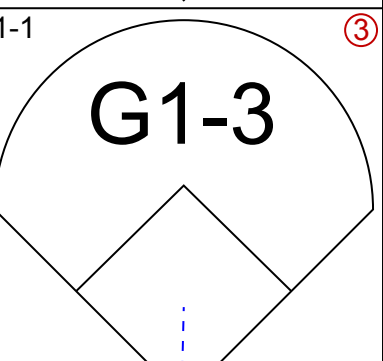
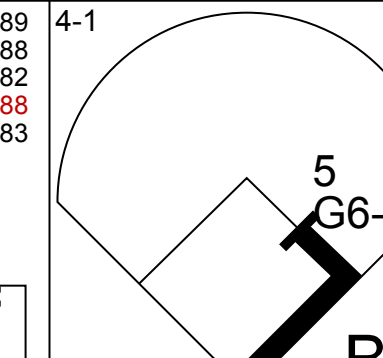
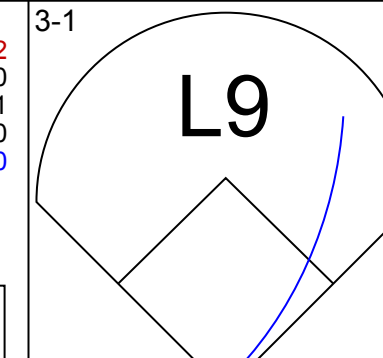
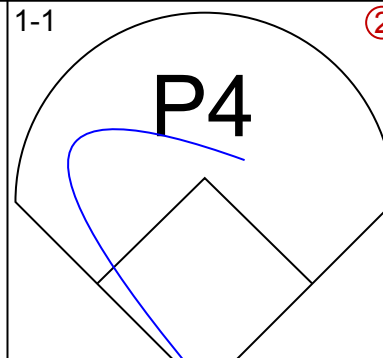
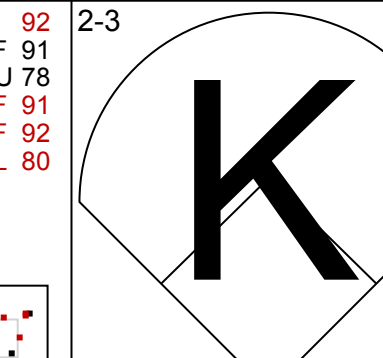
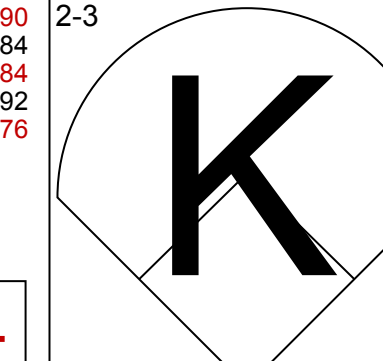

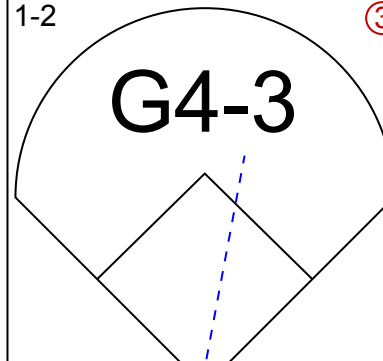
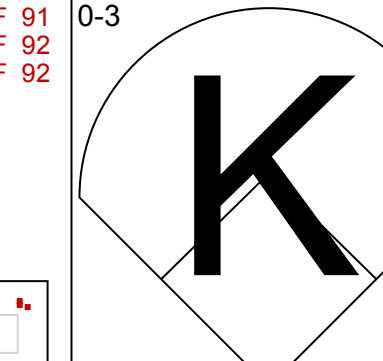














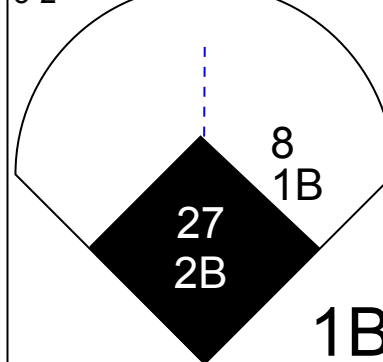
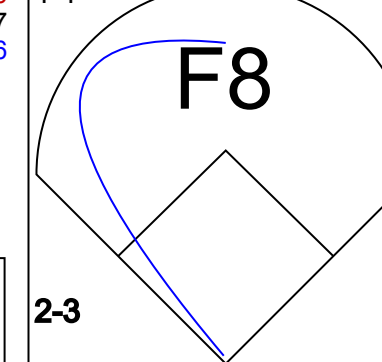
Batter	1	2	3	4	5	6	7	8	9	AB	R	H	RBI	BB	SO	LOB	TOP					
1 Nyer Morgan, L OBP: 0.320, SLG: 0.328	G4-3	FC1-2	F7			G4-3		G4-3		5	0	1	0	0	0	3	Washington Nationals @ Philadelphia Phillies Citizens Bank Park, Philadelphia, PA Sat Aug 21 2010, 7:09 PM - 10:14 PM EDT Att: 45,266 - Overcast - 87 F					
6 Ian Desmond, R OBP: 0.316, SLG: 0.420	G4-3	FC1-2			G4-6-3				44 BB 2 HR	5	2	4	0	0	0	1						
44 Adam Dunn, L OBP: 0.356, SLG: 0.555										2	1	0	0	3	1	2						
30 Justin Maxwell, R OBP: 0.297, SLG: 0.228		L7								0	1	0	0	0	0	0						
43 Miguel Batista, R OBP: 0.125, SLG: 0.125										0	0	0	0	0	0	0						
11 Ryan Zimmerman, R OBP: 0.389, SLG: 0.544	G4-3				G4-6-3					5	1	1	0	0	1	6						
2 Roger Bernadina, L OBP: 0.327, SLG: 0.420										4	3	2	3	1	0	1						
20 Adam Kennedy, L OBP: 0.332, SLG: 0.347										4	0	1	2	1	0	1						
7 Ivan Rodriguez, R OBP: 0.296, SLG: 0.350										5	0	2	2	0	1	1						
22 Willie Harris, L OBP: 0.278, SLG: 0.337	G4-3									4	0	1	0	0	2	5						
37 Stephen Strasburg, R OBP: 0.060, SLG: 0.060										2	0	0	1	0	0	2						
35 Craig Stammen, R OBP: 0.276, SLG: 0.234										1	0	0	0	0	0	0						
45 Doug Slaten, L OBP: 0.276, SLG: 0.234										0	0	0	0	0	0	0						
32 Kevin Mench, R OBP: 0.276, SLG: 0.234										1	0	0	0	0	0	1						
36 Tyler Clippard, R OBP: 0.276, SLG: 0.234										0	0	0	0	0	0	0						
12 Alberto Gonzalez, R OBP: 0.276, SLG: 0.234										0	0	0	0	0	0	0						
Inning Stats	R: 3 E: 0 K: 0 S: 14	H: 2 LOB: 2 BB: 3 P: 31	R: 0 E: 0 K: 0 S: 7	H: 1 LOB: 1 BB: 0 P: 9	R: 2 E: 0 K: 1 S: 19	H: 4 LOB: 2 BB: 0 P: 23	R: 0 E: 0 K: 0 S: 7	H: 1 LOB: 1 BB: 1 P: 17	R: 0 E: 0 K: 1 S: 10	H: 0 LOB: 0 BB: 0 P: 12	R: 0 E: 0 K: 1 S: 10	H: 1 LOB: 1 BB: 0 P: 14	R: 0 E: 0 K: 0 S: 5	H: 0 LOB: 0 BB: 0 P: 5	R: 0 E: 0 K: 1 S: 8	H: 1 LOB: 1 BB: 0 P: 10	R: 3 E: 0 K: 2 S: 17	H: 2 LOB: 1 BB: 1 P: 33	1B: 9 2B: 1 3B: 1 HR: 1	SF: 0 SAC: 0 DP: 1 HBP: 0	WP: 0 PB: 0 SB: 1 CS: 0	PA: 43
PITCHER	IP WLS BF H R ER SO BB IBB HBP BLK WP HR S P ERA WHIP																					
38 Kyle Kendrick, R ERA: 4.58	5.2 L 29 9 5 5 2 4 0 0 0 0 0 0 61 101 7.94 2.294																					
16 J.C. Romero, L ERA: 4.05	1.1 4 0 0 0 1 0 0 0 0 0 0 8 10 0.00 0.000																					
52 Jose Contreras, R ERA: 3.43	1.0 4 1 0 0 1 0 0 0 0 0 0 8 10 0.00 1.000																					
37 Chad Durbin, R ERA: 3.83	1.0 6 2 3 3 2 1 0 0 0 0 1 17 33 27.00 3.000																					
Batter	1	2	3	4	5	6	7	8	9	AB	R	H	RBI	BB	SO	LOB	BOTTOM					
11 Jimmy Rollins, S OBP: 0.336, SLG: 0.377	K		G1-3			G4-3				4	0	1	0	0	1	1	Washington Nationals @ Philadelphia Phillies Citizens Bank Park, Philadelphia, PA Sat Aug 21 2010, 7:09 PM - 10:14 PM EDT Att: 45,266 - Overcast - 87 F					
27 Placido Polanco, R OBP: 0.349, SLG: 0.419	G6-3					E1		G4-3		4	1	1	0	0	0	2						
26 Chase Utley, L OBP: 0.380, SLG: 0.454	G4-3									3	0	0	0	1	0	3						
6 Ryan Howard, L OBP: 0.355, SLG: 0.526										4	0	1	1	0	1	3						
8 Shane Victorino, S OBP: 0.313, SLG: 0.435										4	0	0	0	0	3	2						
29 Raul Ibanez, L OBP: 0.349, SLG: 0.421										3	0	0	0	1	3	1						
9 Dominic Brown, L ERA: 3.29										2	0	0	0	0	0	1						
16 J.C. Romero, S ERA: 4.05										0	0	0	0	0	0	0						
5 Mike Sweeney, R OBP: 0.297, SLG: 0.228										0	0	0	0	0	0	0						
37 Chad Durbin, R ERA: 3.83										1	0	0	0	0	0	2						
28 Jayson Werth, R OBP: 0.380, SLG: 0.524										3	0	0	0	0	1	0						
23 Brian Schneider, L OBP: 0.312, SLG: 0.365										3	0	0	0	0	1	0						
38 Kyle Kendrick, R OBP: 0.143, SLG: 0.150										1	0	0	0	0	1	0						
10 Ben Francisco, R OBP: 0.325, SLG: 0.418										2	0	1	0	0	0	0						
Inning Stats	R: 0 E: 0 K: 1 S: 8	H: 0 LOB: 0 BB: 0 P: 12	R: 0 E: 0 K: 2 S: 11	H: 1 LOB: 1 BB: 0 P: 17	R: 0 E: 0 K: 1 S: 5	H: 0 LOB: 0 BB: 0 P: 6	R: 1 E: 0 K: 1 S: 9	H: 1 LOB: 0 BB: 0 P: 13	R: 0 E: 0 K: 1 S: 11	H: 0 LOB: 0 BB: 0 P: 17	R: 0 E: 1 K: 1 S: 11	H: 1 LOB: 2 BB: 0 P: 21	R: 0 E: 0 K: 1 S: 9	H: 0 LOB: 0 BB: 0 P: 13	R: 0 E: 0 K: 1 S: 9	H: 1 LOB: 1 BB: 0 P: 11	R: 0 E: 0 K: 1 S: 9	H: 0 LOB: 2 BB: 2 P: 20	1B: 1 2B: 3 3B: 0 HR: 0	SF: 0 SAC: 0 DP: 0 HBP: 0	WP: 0 PB: 0 SB: 0 CS: 0	PA: 34
PITCHER	IP WLS BF H R ER SO BB IBB HBP BLK WP HR S P ERA WHIP																					
37 Stephen Strasburg, R ERA: 2.91	4.1 15 2 1 1 6 0 0 0 0 0 0 37 53 2.08 0.462																					
35 Craig Stammen, R ERA: 5.11	1.0 5 1 0 0 0 0 0 0 0 0 0 14 24 0.00 1.000																					
45 Doug Slaten, L ERA: 2.76	1.2 W 5 0 0 0 2 0 0 0 0 0 0 13 22 0.00 0.000																					
36 Tyler Clippard, R ERA: 3.04	1.0 4 1 0 0 1 0 0 0 0 0 0 9 11 0.00 1.000																					
43 Miguel Batista, R ERA: 4.58	1.0 5 0 0 0 1 2 0 0 0 0 0 9 20 0.00 2.000																					

Batter	1	2	3	4	5	6	7	8	9	AB	R	H	RBI	BB	SO	LOB	TOP					
21 Michael Bourn, L (1,8) OBP: 0.325, SLG: 0.327						 HR				4	1	1	1	0	2	0						
18 Anderson Hernandez, S (1,4) OBP: 0.270, SLG: 0.262										4	0	0	0	0	1	0						
9 Hunter Pence, R (1,9) OBP: 0.328, SLG: 0.474				 HR						4	1	1	1	0	1	0						
45 Carlos Lee, R (1,7) OBP: 0.290, SLG: 0.407 4 Jason Michaels, R (9,7) OBP: 0.300, SLG: 0.475										4	0	0	0	0	1	0						
23 Chris Johnson, R (1,5) OBP: 0.369, SLG: 0.511						 29 G6-3		 55 1B		4	1	2	0	0	1	0						
29 Brett Wallace, L (1,3) OBP: 0.276, SLG: 0.221										3	0	0	0	0	0	2						
55 Humberto Quintero, R (1,2) OBP: 0.262, SLG: 0.306							 2-H			3	0	2	1	0	0	0						
12 Tommy Manzella, R (1,6) OBP: 0.256, SLG: 0.248										3	0	0	0	0	2	2						
30 J.A. Happ, L (1,1) 59 Wilton Lopez, R (7,1) 48 Tim Byrdak, L (7,1) 54 Mark Melancon, R (7,1) 11 Jason Bourgeois, R (8,PH) 37 Brandon Lyon, R (8,1)										2	0	0	0	0	0	0						
Inning Stats	R: 0 E: 0 K: 1 S: 9	H: 0 LOB: 0 BB: 0 P: 12	R: 0 E: 0 K: 0 S: 6	H: 0 LOB: 0 BB: 0 P: 7	R: 0 E: 0 K: 1 S: 7	H: 0 LOB: 0 BB: 0 P: 10	R: 1 E: 0 K: 1 S: 7	H: 1 LOB: 1 BB: 0 P: 11	R: 0 E: 0 K: 0 S: 9	H: 2 LOB: 1 BB: 0 P: 10	R: 1 E: 0 K: 2 S: 9	H: 1 LOB: 1 BB: 0 P: 13	R: 1 E: 0 K: 1 S: 8	H: 2 LOB: 1 BB: 0 P: 10	R: 0 E: 0 K: 1 S: 9	H: 0 LOB: 0 BB: 0 P: 14	R: 0 E: 0 K: 1 S: 12	H: 0 LOB: 0 BB: 0 P: 16	1B: 3 2B: 1 3B: 0 HR: 2	SF: 0 SAC: 0 DP: 1 HBP: 0	WP: 0 PB: 0 SB: 0 CS: 0	PA: 32
PITCHER	IP	WLS	BF	H	R	ER	SO	BB	IBB	HBP	BLK	WP	HR	S	P	ERA	WHIP					
34 Roy Halladay, R (1,1) ERA: 2.22	7.0	L	26	6	3	3	6	0	0	0	0	0	2	55	73	3.86	0.857					
52 Jose Contreras, R (8,1) ERA: 3.27	1.0		3	0	0	0	1	0	0	0	0	0	0	9	14	0.00	0.000					
37 Chad Durbin, R (9,1) ERA: 3.64	1.0		3	0	0	0	1	0	0	0	0	0	0	12	16	0.00	0.000					

Houston Astros @ Philadelphia Phillies
Citizens Bank Park, Philadelphia, PA
Wed Aug 25 2010, 7:07 PM - 9:33 PM EDT
Att: 44,657 - Cloudy - 75 F

AB	32
R	3
H	6
RBI	3
BB	0
SO	8
LOB	4



Batter	1	2	3	4	5	6	7	8	9	AB	R	H	RBI	BB	SO	LOB	BOTTOM					
11 Jimmy Rollins, S (1,6) OBP: 0.331, SLG: 0.381										4	0	0	0	0	1	1						
8 Shane Victorino, S (1,8) OBP: 0.317, SLG: 0.434						 27 2B				3	0	1	0	1	0	0						
27 Placido Polanco, R (1,5) OBP: 0.351, SLG: 0.420						 1-3 2-H				4	0	1	1	0	1	1						
26 Chase Utley, L (1,4) OBP: 0.380, SLG: 0.444		 5 G6-4-3								3	0	0	0	1	1	3						
28 Jayson Werth, R (1,9) OBP: 0.390, SLG: 0.523										4	1	1	1	0	2	3						
5 Mike Sweeney, R (1,3) OBP: 0.325, SLG: 0.419 6 Ryan Howard, L (8,PH) OBP: 0.347, SLG: 0.511						 10 FC5-4				3	0	1	0	0	0	1						
10 Ben Francisco, R (1,7) OBP: 0.317, SLG: 0.407 9 Domic Brown, L (8,PH) OBP: 0.235, SLG: 0.404						 29 F8 11 PO				3	0	0	0	0	0	1						
51 Carlos Ruiz, R (1,2) OBP: 0.385, SLG: 0.434						 1-2				3	0	1	0	0	0	0						
34 Roy Halladay, R (1,1) OBP: 0.160, SLG: 0.149 29 Raul Ibanez, L (7,PH) OBP: 0.348, SLG: 0.427 52 Jose Contreras, R (8,1) 37 Chad Durbin, R (9,1)						 8 2B				2	1	1	0	0	1	0						
Inning Stats	R: 0 E: 0 K: 1 S: 11	H: 0 LOB: 0 BB: 0 P: 16	R: 0 E: 0 K: 1 S: 7	H: 0 LOB: 0 BB: 1 P: 14	R: 0 E: 0 K: 1 S: 10	H: 0 LOB: 0 BB: 0 P: 12	R: 0 E: 0 K: 1 S: 9	H: 0 LOB: 1 BB: 1 P: 18	R: 1 E: 0 K: 0 S: 8	H: 3 LOB: 2 BB: 0 P: 12	R: 0 E: 0 K: 0 S: 18	H: 2 LOB: 1 BB: 0 P: 26	R: 0 E: 0 K: 0 S: 11	H: 2 LOB: 1 BB: 0 P: 17	R: 0 E: 0 K: 0 S: 4	H: 0 LOB: 0 BB: 0 P: 7	R: 0 E: 0 K: 3 S: 12	H: 1 LOB: 0 BB: 0 P: 15	1B: 5 2B: 1 3B: 0 HR: 1	SF: 0 SAC: 0 DP: 1 HBP: 0	WP: 0 PB: 0 SB: 0 CS: 0	PA: 35
PITCHER	IP	WLS	BF	H	R	ER	SO	BB	IBB	HBP	BLK	WP	HR	S	P	ERA	WHIP					
30 J.A. Happ, L (1,1) ERA: 3.45	6.1	W	25	5	2	2	4	2	0	0	0	0	1	67	104	2.84	1.105					
59 Wilton Lopez, R (7,1) ERA: 2.99	0.0		1	1	0	0	0	0	0	0	0	0	0	2	3	∞	∞					
48 Tim Byrdak, L (7,1) ERA: 3.55	0.1	H	1	0	0	0	0	0	0	0	0	0	0	2	3	0.00	0.000					
54 Mark Melancon, R (7,1) ERA: 4.91	0.1	H	0	0	0	0	0	0	0	0	0	0	0	3	5	0.00	0.000					
37 Brandon Lyon, R (8,1) ERA: 3.34	2.0	S	7	1	0	0	3	0	0	0	0	0	0	16	22	0.00	0.500					

Houston Astros @ Philadelphia Phillies
Citizens Bank Park, Philadelphia, PA
Wed Aug 25 2010, 7:07 PM - 9:33 PM EDT
Att: 44,657 - Cloudy - 75 F

AB	32
R	2
H	7
RBI	2
BB	2
SO	7
LOB	13



Batter	1	2	3	4	5	6	7	8	9	10	11	12	AB	R	H	RBI	BB	SO	LOB	TOP				
11 Jimmy Rollins, S OBP: 0.333, SLG: 0.383													5	2	3	0	1	0	2					
27 Placido Polanco, R OBP: 0.348, SLG: 0.415													6	0	2	1	0	2	2					
26 Chase Utley, L OBP: 0.383, SLG: 0.444													4	1	1	1	2	0	1					
6 Ryan Howard, L OBP: 0.344, SLG: 0.502													5	0	1	0	1	4	5					
28 Jayson Werth, R OBP: 0.387, SLG: 0.515													5	0	0	0	1	2	3					
29 Raul Ibanez, L OBP: 0.381, SLG: 0.431													5	0	1	1	0	1	1					
8 Shane Victorino, S OBP: 0.313, SLG: 0.428													5	0	0	0	0	1	3					
51 Carlos Ruiz, R OBP: 0.381, SLG: 0.427													4	0	0	0	1	2	3					
44 Roy Oswalt, R ERA: 3.29													3	0	1	0	0	0	0					
54 Brad Lidge, R ERA: 4.02													1	0	0	0	0	0	0					
46 Ryan Madson, L ERA: 3.38													0	0	0	0	0	0	0					
10 Ben Francisco, R ERA: 3.51													1	0	0	0	0	1	0					
37 Chad Durbin, R ERA: 3.51													0	0	0	0	0	0	0					
Inning Stats	R: 0 E: 0 K: 2 S: 11	H: 1 LOB: 1 BB: 0 P: 15	R: 0 E: 0 K: 1 S: 10	H: 0 LOB: 0 BB: 0 P: 14	R: 1 E: 0 K: 1 S: 15	H: 3 LOB: 2 BB: 0 P: 21	R: 0 E: 0 K: 0 S: 6	H: 0 LOB: 0 BB: 0 P: 10	R: 0 E: 0 K: 0 S: 7	H: 0 LOB: 1 BB: 1 P: 11	R: 0 E: 0 K: 2 S: 11	H: 1 LOB: 2 BB: 1 P: 21	R: 0 E: 0 K: 0 S: 7	H: 0 LOB: 0 BB: 0 P: 11	R: 0 E: 0 K: 1 S: 12	H: 0 LOB: 1 BB: 1 P: 21	R: 0 E: 0 K: 3 S: 12	H: 0 LOB: 0 BB: 0 P: 16	R: 1 E: 0 K: 1 S: 13	H: 2 LOB: 1 BB: 1 P: 20	1B: 8 2B: 1 3B: 0 HR: 0	SF: 0 SAC: 0 DP: 1 HBP: 0	WP: 0 PB: 0 SB: 0 CS: 0	PA: 50
PITCHER	IP	WLS	BF	H	R	ER	SO	BB	IBB	HBP	BLK	WP	HR	S	P	ERA	WHIP							
38 Mat Latos, R ERA: 1.98	7.0		28	5	1	1	6	2	0	0	0	0	0	10	20	27.00	9.000							
37 Mike Adams, R ERA: 1.98	0.1		4	1	1	1	1	2	0	0	0	0	0	10	20	27.00	9.000							
54 Joe Thatcher, L ERA: 1.27	0.0		1	1	0	0	0	0	0	0	0	0	0	2	4	∞	∞							
57 Luke Gregerson, R ERA: 2.57	1.2		5	0	0	0	1	0	0	0	0	0	0	11	18	0.00	0.000							
21 Heath Bell, R ERA: 1.78	2.0		7	0	0	0	4	1	0	0	0	0	0	24	37	0.00	0.500							

Philadelphia Phillies @ San Diego Padres
 PETCO Park, San Diego, CA
 Fri Aug 27 2010, 10:06 PM - 1:50 AM EDT
 Att: 34,233 - Partly Cloudy - 69 F

livebaseballscorecards.com

AB 44
 R 3
 H 9
 RBI 3
 BB 6
 SO 13
 LOB 20

Batter	1	2	3	4	5	6	7	8	9	10	11	12	AB	R	H	RBI	BB	SO	LOB	BOTTOM				
22 David Eckstein, R OBP: 0.335, SLG: 0.352													4	0	1	0	0	1	0					
10 Miguel Tejada, R OBP: 0.318, SLG: 0.374													5	0	1	0	0	0	3					
23 Adrián González, L OBP: 0.388, SLG: 0.520													4	0	0	0	1	1	1					
47 Ryan Ludwick, R OBP: 0.337, SLG: 0.459													4	0	2	0	0	1	0					
7 Chase Headley, S OBP: 0.337, SLG: 0.401													5	0	1	0	0	0	3					
25 Will Venable, L OBP: 0.328, SLG: 0.411													5	0	0	0	0	3	1					
8 Yorvit Torrealba, R OBP: 0.362, SLG: 0.381													4	1	1	1	0	2	0					
3 Luis Durango, S OBP: 0.387, SLG: 0.321													4	0	0	0	0	2	0					
39 Matt Latos, R ERA: 3.12													2	0	0	0	0	0	0					
54 Joe Thatcher, L ERA: 1.27													1	0	0	0	0	0	0					
46 Ryan Madson, L ERA: 3.38													1	0	0	0	0	0	0					
10 Ben Francisco, R ERA: 3.51													1	0	0	0	0	0	0					
37 Chad Durbin, R ERA: 3.51													0	0	0	0	0	0	0					
Inning Stats	R: 0 E: 0 K: 0 S: 8	H: 0 LOB: 0 BB: 0 P: 8	R: 0 E: 0 K: 0 S: 9	H: 2 LOB: 0 BB: 0 P: 11	R: 1 E: 0 K: 1 S: 12	H: 2 LOB: 1 BB: 0 P: 15	R: 0 E: 0 K: 1 S: 12	H: 1 LOB: 0 BB: 0 P: 13	R: 0 E: 0 K: 1 S: 9	H: 0 LOB: 0 BB: 0 P: 15	R: 0 E: 0 K: 0 S: 13	H: 0 LOB: 0 BB: 0 P: 20	R: 0 E: 0 K: 2 S: 9	H: 0 LOB: 0 BB: 0 P: 11	R: 1 E: 0 K: 0 S: 14	H: 1 LOB: 3 BB: 1 P: 24	R: 0 E: 0 K: 2 S: 9	H: 0 LOB: 0 BB: 0 P: 12	R: 0 E: 0 K: 0 S: 10	H: 1 LOB: 1 BB: 0 P: 18	1B: 6 2B: 0 3B: 0 HR: 1	SF: 0 SAC: 1 DP: 1 HBP: 1	WP: 0 PB: 0 SB: 0 CS: 2	PA: 43
PITCHER	IP	WLS	BF	H	R	ER	SO	BB	IBB	HBP	BLK	WP	HR	S	P	ERA	WHIP							
44 Roy Oswalt, R ERA: 1.12	8.0		26	5	1	1	6	0	0	0	0	0	0	1	78	102	1.12	0.625						
54 Brad Lidge, R ERA: 4.02	1.0	B	6	1	1	1	0	0	0	1	1	1	0	0	14	24	9.00	1.000						
46 Ryan Madson, R ERA: 3.38	1.0		3	0	0	0	2	0	0	0	0	0	0	9	12	0.00	0.000							
37 Chad Durbin, R ERA: 3.51	2.0	W	7	1	0	0	2	0	0	0	0	0	0	21	35	0.00	0.500							

Philadelphia Phillies @ San Diego Padres
 PETCO Park, San Diego, CA
 Fri Aug 27 2010, 10:06 PM - 1:50 AM EDT
 Att: 34,233 - Partly Cloudy - 69 F

livebaseballscorecards.com

AB 39
 R 2
 H 7
 RBI 1
 BB 1
 SO 10
 LOB 8

Batter	1	2	3	4	5	6	7	8	9	AB	R	H	RBI	BB	SO	LOB	TOP										
11 Jimmy Rollins, S OBP: 0.331, SLG: 0.379	G1-3					G1-3		F9		4	0	1	1	0	0	1	Philadelphia Phillies @ San Diego Padres PETCO Park, San Diego, CA Sun Aug 29 2010, 4:08 PM - 6:26 PM EDT Att: 30,528 - Sunny - 74 F										
8 Shane Victorino, S OBP: 0.312, SLG: 0.429	F9					F8		F9		4	0	0	0	0	0	2											
27 Placido Polanco, R OBP: 0.343, SLG: 0.408	L3							L7		4	0	0	0	0	1	1											
26 Chase Utley, L OBP: 0.377, SLG: 0.434										4	0	0	0	0	2	0											
28 Jayson Werth, R OBP: 0.388, SLG: 0.518	F9									3	2	1	1	1	0	0											
5 Mike Sweeney, R OBP: 0.321, SLG: 0.433										4	1	1	2	0	1	0											
29 Raul Ibanez, L OBP: 0.346, SLG: 0.423										4	0	0	0	0	0	1											
51 Carlos Ruiz, R OBP: 0.385, SLG: 0.429										3	2	2	0	0	0	0											
35 Cole Hamels, L OBP: 0.143, SLG: 0.179										3	0	0	0	0	1	2											
46 Ryan Madson, L OBP: 0.321, SLG: 0.429										0	0	0	0	0	0	0											
Inning Stats	R: 0 H: 0 E: 0 K: 0 S: 8	H: 0 LOB: 0 BB: 0 P: 12	R: 0 H: 0 E: 0 K: 2 S: 9	H: 0 LOB: 0 BB: 0 P: 12	R: 1 H: 2 E: 1 K: 0 S: 10	H: 2 LOB: 1 BB: 0 P: 17	R: 0 H: 0 E: 0 K: 0 S: 7	H: 0 LOB: 0 BB: 0 P: 10	R: 0 H: 0 E: 1 K: 1 S: 5	H: 0 LOB: 0 BB: 0 P: 7	R: 0 H: 0 E: 0 K: 1 S: 7	H: 0 LOB: 0 BB: 0 P: 9	R: 2 H: 1 E: 2 K: 2 S: 14	H: 1 LOB: 0 BB: 1 P: 23	R: 1 H: 1 E: 0 K: 0 S: 12	H: 1 LOB: 1 BB: 0 P: 14	R: 1 H: 1 E: 0 K: 0 S: 11	H: 1 LOB: 0 BB: 0 P: 20	1B: 3 2B: 0 3B: 0 HR: 2	SF: 0 SAC: 0 DP: 1 HBP: 0	WP: 0 PB: 0 SB: 0 CS: 0	PA: 34					
PITCHER	IP	WLS	BF	H	R	ER	SO	BB	IBB	HBP	BLK	WP	HR	S	P	ERA	WHIP										
33 Clayton Richard, L ERA: 3.5	7.2	L	29	4	4	2	5	1	0	0	0	0	1	71	103	2.35	0.652										
45 Edward Mujica, R ERA: 3.22	0.1		1	0	0	0	0	0	0	0	0	0	0	1	1	0.00	0.000										
59 Luis Perdomo, R ERA: 9.0	1.0		4	1	1	1	0	0	0	0	0	0	1	11	20	9.00	1.000										

Batter	1	2	3	4	5	6	7	8	9	AB	R	H	RBI	BB	SO	LOB	BOTTOM										
22 David Eckstein, R OBP: 0.331, SLG: 0.346										4	0	0	0	0	1	0	Philadelphia Phillies @ San Diego Padres PETCO Park, San Diego, CA Sun Aug 29 2010, 4:08 PM - 6:26 PM EDT Att: 30,528 - Sunny - 74 F										
10 Miguel Tejada, R OBP: 0.315, SLG: 0.370	F7									4	0	0	0	0	0	0											
23 Adrián González, L OBP: 0.390, SLG: 0.520										4	0	3	0	0	1	0											
47 Ryan Ludwick, R OBP: 0.333, SLG: 0.452										4	0	1	0	0	1	2											
7 Chase Headley, S OBP: 0.334, SLG: 0.395										4	0	0	0	0	0	3											
8 Yorvit Torrealba, R OBP: 0.358, SLG: 0.376										3	0	0	0	0	2	0											
12 Scott Hairston, R OBP: 0.304, SLG: 0.358										3	0	1	0	0	0	0											
25 Will Venable, L OBP: 0.322, SLG: 0.403										3	0	0	0	0	1	1											
33 Clayton Richard, L OBP: 0.196, SLG: 0.208										2	0	0	0	0	1	1											
45 Edward Mujica, R ERA: 3.31										0	0	0	0	0	0	0											
2 Everth Cabrera, S OBP: 0.276, SLG: 0.279										1	0	0	0	0	0	0											
59 Luis Perdomo, R ERA: 3.19										0	0	0	0	0	0	0											
Inning Stats	R: 0 H: 2 E: 0 K: 1 S: 18	H: 1 LOB: 1 BB: 0 P: 27	R: 0 H: 1 E: 0 K: 3 S: 14	H: 1 LOB: 0 BB: 0 P: 23	R: 0 H: 1 E: 0 K: 0 S: 7	H: 1 LOB: 1 BB: 0 P: 9	R: 0 H: 0 E: 0 K: 0 S: 5	H: 0 LOB: 0 BB: 0 P: 6	R: 0 H: 0 E: 0 K: 1 S: 9	H: 0 LOB: 0 BB: 0 P: 14	R: 0 H: 0 E: 0 K: 1 S: 7	H: 0 LOB: 0 BB: 0 P: 11	R: 0 H: 0 E: 0 K: 0 S: 10	H: 0 LOB: 0 BB: 0 P: 13	R: 0 H: 1 E: 0 K: 1 S: 17	H: 1 LOB: 1 BB: 0 P: 24	1B: 5 2B: 0 3B: 0 HR: 0	SF: 0 SAC: 0 DP: 0 HBP: 0	WP: 0 PB: 0 SB: 0 CS: 0	PA: 32							
PITCHER	IP	WLS	BF	H	R	ER	SO	BB	IBB	HBP	BLK	WP	HR	S	P	ERA	WHIP										
35 Cole Hamels, L ERA: 3.31	8.0	W	28	4	0	0	0	0	0	0	0	0	0	79	115	0.00	0.500										
46 Ryan Madson, R ERA: 3.19	1.0		4	1	0	0	1	0	0	0	0	0	0	17	24	0.00	1.000										

Batter	1	2	3	4	5	6	7	8	9	AB	R	H	RBI	BB	SO	LOB	TOP					
11 Jimmy Rollins, S OBP: 0.327, SLG: 0.374	F7			F8		K			G5-3	4	0	0	0	0	1	1						
26 Chase Utley, L OBP: 0.373, SLG: 0.428	K			F7			F7		F9	4	0	0	0	0	1	0						
27 Placido Polanco, R OBP: 0.340, SLG: 0.404	K			K			L9		L3	4	0	0	0	0	2	0						
6 Ryan Howard, L OBP: 0.339, SLG: 0.494		L6			P5			P5		3	0	0	0	0	0	0						
28 Jayson Werth, R OBP: 0.390, SLG: 0.517				G6-3					BB	1	0	0	0	1	0	0						
29 Raul Ibanez, L OBP: 0.344, SLG: 0.420		G3-6-3			F7				FC6-4	3	0	0	0	0	0	2						
8 Shane Victorino, S OBP: 0.313, SLG: 0.429				G1-3		F8			FC6-4	3	0	1	0	0	0	0						
51 Carlos Ruiz, R OBP: 0.385, SLG: 0.426				G5-3					K	2	0	0	0	1	1	2						
34 Roy Halladay, R OBP: 0.156, SLG: 0.145				K					FC6-4	2	0	0	0	0	0	0						
9 Dominic Brown, L OBP: 0.226, SLG: 0.388										0	0	0	0	0	0	0						
5 Mike Sweeney, R OBP: 0.318, SLG: 0.430										1	0	0	0	0	0	0						
57 David Herndon, R OBP: 0.318, SLG: 0.430										0	0	0	0	0	0	0						
16 J.C. Romero, S OBP: 0.318, SLG: 0.430										0	0	0	0	0	0	0						
Inning Stats	R: 0 E: 0 K: 2 S: 10	H: 0 LOB: 0 BB: 0 P: 16	R: 0 E: 0 K: 0 S: 8	H: 0 LOB: 0 BB: 0 P: 13	R: 0 E: 0 K: 1 S: 9	H: 0 LOB: 0 BB: 0 P: 13	R: 0 E: 0 K: 1 S: 6	H: 0 LOB: 0 BB: 0 P: 8	R: 0 E: 0 K: 0 S: 4	H: 0 LOB: 1 BB: 1 P: 9	R: 0 E: 0 K: 2 S: 12	H: 0 LOB: 0 BB: 0 P: 17	R: 0 E: 0 K: 0 S: 4	H: 0 LOB: 0 BB: 0 P: 7	R: 0 E: 0 K: 1 S: 13	H: 1 LOB: 2 BB: 1 P: 20	R: 0 E: 0 K: 0 S: 7	H: 0 LOB: 0 BB: 0 P: 12	1B: 1 2B: 0 3B: 0 HR: 0	SF: 0 SAC: 0 DP: 1 HBP: 1	WP: 0 PB: 0 SB: 0 CS: 0	PA: 30
PITCHER	IP: 7.2 WLS: W BF: 26	H: 1 R: 0 ER: 0 SO: 7	BB: 2 IBB: 0 HBP: 1 BLK: 0	WP: 0 HR: 0 S: 65 P: 102	ERA: 0.00 WHIP: 0.391	IP: 1.1 WLS: S BF: 4	H: 0 R: 0 ER: 0 SO: 0	BB: 0 IBB: 0 HBP: 0 BLK: 0	WP: 0 HR: 0 S: 8 P: 13	ERA: 0.00 WHIP: 0.000	PITCHER											

Philadelphia Phillies @ Los Angeles Dodgers
Dodger Stadium, Los Angeles, CA
Mon Aug 30 20:10, 7:12 PM - 9:38 PM PDT
Att: 44,896 - Clear - 68 F

AB	27
R	0
H	1
RBI	0
BB	2
SO	7
LOB	8



Batter	1	2	3	4	5	6	7	8	9	AB	R	H	RBI	BB	SO	LOB	BOTTOM			
21 Scott Podsednik, L OBP: 0.352, SLG: 0.385	G1-3		B1-3		K		G6-4-3			4	0	0	0	0	1	1				
13 Ryan Theriot, R OBP: 0.333, SLG: 0.340			G1-3					G6-3		3	1	1	0	1	0	0				
16 Andre Ethier, L OBP: 0.362, SLG: 0.512										4	0	3	0	0	0	1				
27 Matt Kemp, R OBP: 0.313, SLG: 0.444			G5-3							4	0	0	0	0	3	4				
7 James Loney, L OBP: 0.329, SLG: 0.396				G4-3		P3				4	0	1	1	0	0	1				
23 Casey Blake, R OBP: 0.331, SLG: 0.422				F8						3	1	2	0	0	0	0				
14 Jamey Carroll, R OBP: 0.383, SLG: 0.533										3	0	2	0	0	1	1				
28 Rod Barajas, R OBP: 0.281, SLG: 0.457										3	1	1	1	0	0	1				
18 Hiroki Kuroda, R OBP: 0.063, SLG: 0.022										3	0	1	0	0	0	0				
56 Hung-Chih Kuo, L ERA: 4.53										0	0	0	0	0	0	0				
Inning Stats	R: 1 E: 0 K: 1 S: 14	H: 2 LOB: 2 BB: 1 P: 22	R: 1 E: 0 K: 0 S: 10	H: 2 LOB: 0 BB: 0 P: 14	R: 0 E: 0 K: 0 S: 13	H: 1 LOB: 1 BB: 0 P: 14	R: 0 E: 0 K: 0 S: 9	H: 1 LOB: 0 BB: 0 P: 12	R: 1 E: 0 K: 1 S: 9	H: 2 LOB: 1 BB: 0 P: 15	R: 0 E: 0 K: 2 S: 11	H: 1 LOB: 1 BB: 0 P: 16	R: 0 E: 0 K: 0 S: 8	H: 1 LOB: 0 BB: 0 P: 10	R: 0 E: 0 K: 1 S: 12	H: 1 LOB: 1 BB: 0 P: 20	1B: 8 2B: 2 3B: 0 HR: 1	SF: 0 SAC: 0 DP: 2 HBP: 0	WP: 0 PB: 0 SB: 0 CS: 1	PA: 33
PITCHER	IP: 7.0 WLS: L BF: 28	H: 10 R: 3 ER: 3 SO: 4	BB: 1 IBB: 0 HBP: 0 BLK: 0	WP: 0 HR: 1 S: 74 P: 103	ERA: 3.86 WHIP: 1.571	IP: 0.1 WLS: 1 BF: 1	H: 0 R: 0 ER: 0 SO: 0	BB: 0 IBB: 0 HBP: 0 BLK: 0	WP: 0 HR: 0 S: 3 P: 6	ERA: 0.00 WHIP: 0.000	PITCHER									

Philadelphia Phillies @ Los Angeles Dodgers
Dodger Stadium, Los Angeles, CA
Mon Aug 30 20:10, 7:12 PM - 9:38 PM PDT
Att: 44,896 - Clear - 68 F

AB	31
R	3
H	11
RBI	2
BB	1
SO	5
LOB	9



Batter	1	2	3	4	5	6	7	8	9	AB	R	H	RBI	BB	SO	LOB	TOP							
11 Jimmy Rollins, S OBP: 0.322, SLG: 0.368	F8	K	G3	G3	F9	F9	G3	G3		5	0	0	0	0	1	1								
27 Placido Polanco, R OBP: 0.342, SLG: 0.404	26 HBP 1B		26 HR 6 HR 1B	G5-3	L5	L5	K	K		5	1	2	0	0	1	1								
26 Chase Utley, L OBP: 0.376, SLG: 0.429	6 G4-6-3 HBP		6 HR 1B	L6	L6	F7	F7	G6-3		4	1	2	0	0	0	0								
6 Ryan Howard, L OBP: 0.304, SLG: 0.499	G4-6-3		1-H 3-H HR	HR	E4 28 FC4-6	29 G4-3 51 BB	29 G4-3 51 BB	K		4	2	1	3	1	1	3								
28 Jayson Werth, R OBP: 0.392, SLG: 0.518		29 HR 23 HR 2B	F9	F9	FC4-6 8 S 29 G4-3	51 BB	29 G4-3 51 BB	G6-3		3	2	1	0	2	0	1								
29 Raul Ibanez, L OBP: 0.342, SLG: 0.420	F8	F8	G6-3	G6-3	G4-3	G4-3	G4-3	G6-3		5	0	1	0	0	0	5								
8 Shane Victorino, S OBP: 0.313, SLG: 0.426		23 HR BB	G6-3	G6-3	K	K	51 BB IBB	G6-3		3	1	0	0	2	1	3								
23 Brian Schneider, L OBP: 0.319, SLG: 0.379		1-H 3-H HR	IBB	IBB	SH2-4 BB	SH2-4 BB	1B	IBB		1	1	1	3	2	0	0								
51 Carlos Ruiz, R OBP: 0.388, SLG: 0.428		1-H 3-H HR	IBB	IBB	SH2-4 BB	SH2-4 BB	1B	IBB		1	0	1	2	1	0	0								
38 Kyle Kendrick, R OBP: 0.133, SLG: 0.140	F9	F9	G4-3	G4-3	SH2-4	SH2-4	K	P4		2	0	0	0	0	0	2								
37 Chad Durbin, R OBP: 0.222, SLG: 0.266										0	0	0	0	0	0	0								
9 Dominic Brown, L OBP: 0.222, SLG: 0.266										0	0	0	0	0	1	2								
16 J.C. Romero, S OBP: 0.222, SLG: 0.266										0	0	0	0	0	0	0								
46 Ryan Madson, L OBP: 0.176, SLG: 0.222										0	0	0	0	0	0	0								
5 Mike Sweeney, R OBP: 0.176, SLG: 0.222										1	0	0	0	0	0	2								
54 Brad Lidge, R OBP: 0.176, SLG: 0.222										0	0	0	0	0	0	0								
Inning Stats	R: 0 E: 0 K: 0 S: 6	H: 1 LOB: 1 BB: 0 P: 9	R: 3 E: 0 K: 1 S: 12	H: 2 LOB: 0 BB: 1 P: 23	R: 3 E: 0 K: 0 S: 14	H: 4 LOB: 2 BB: 1 P: 27	R: 0 E: 0 K: 0 S: 8	H: 0 LOB: 0 BB: 0 P: 11	R: 0 E: 0 K: 1 S: 8	H: 0 LOB: 0 BB: 0 P: 11	R: 0 E: 0 K: 0 S: 9	H: 0 LOB: 1 BB: 1 P: 13	R: 2 E: 0 K: 1 S: 12	H: 1 LOB: 2 BB: 3 P: 29	R: 0 E: 0 K: 2 S: 14	H: 1 LOB: 1 BB: 0 P: 19	R: 0 E: 0 K: 0 S: 13	H: 0 LOB: 2 BB: 2 P: 28	1B: 5 2B: 2 3B: 0 HR: 2	SF: 0 SAC: 1 DP: 1 HBP: 1	WP: 0 PB: 0 SB: 2 CS: 0	PA: 45		
PITCHER	IP WLS BF H R ER SO BB IBB HBP BLK WP HR S P ERA WHIP	IP WLS BF H R ER SO BB IBB HBP BLK WP HR S P ERA WHIP	IP WLS BF H R ER SO BB IBB HBP BLK WP HR S P ERA WHIP	IP WLS BF H R ER SO BB IBB HBP BLK WP HR S P ERA WHIP	IP WLS BF H R ER SO BB IBB HBP BLK WP HR S P ERA WHIP	IP WLS BF H R ER SO BB IBB HBP BLK WP HR S P ERA WHIP	IP WLS BF H R ER SO BB IBB HBP BLK WP HR S P ERA WHIP	IP WLS BF H R ER SO BB IBB HBP BLK WP HR S P ERA WHIP	IP WLS BF H R ER SO BB IBB HBP BLK WP HR S P ERA WHIP	IP WLS BF H R ER SO BB IBB HBP BLK WP HR S P ERA WHIP	IP WLS BF H R ER SO BB IBB HBP BLK WP HR S P ERA WHIP	IP WLS BF H R ER SO BB IBB HBP BLK WP HR S P ERA WHIP	IP WLS BF H R ER SO BB IBB HBP BLK WP HR S P ERA WHIP	IP WLS BF H R ER SO BB IBB HBP BLK WP HR S P ERA WHIP	IP WLS BF H R ER SO BB IBB HBP BLK WP HR S P ERA WHIP	IP WLS BF H R ER SO BB IBB HBP BLK WP HR S P ERA WHIP	IP WLS BF H R ER SO BB IBB HBP BLK WP HR S P ERA WHIP	IP WLS BF H R ER SO BB IBB HBP BLK WP HR S P ERA WHIP	IP WLS BF H R ER SO BB IBB HBP BLK WP HR S P ERA WHIP	IP WLS BF H R ER SO BB IBB HBP BLK WP HR S P ERA WHIP	IP WLS BF H R ER SO BB IBB HBP BLK WP HR S P ERA WHIP	IP WLS BF H R ER SO BB IBB HBP BLK WP HR S P ERA WHIP	IP WLS BF H R ER SO BB IBB HBP BLK WP HR S P ERA WHIP	IP WLS BF H R ER SO BB IBB HBP BLK WP HR S P ERA WHIP

Philadelphia Phillies @ Los Angeles Dodgers
Dodger Stadium, Los Angeles, CA
Tue Aug 31 2010, 7:11 PM - 10:24 PM PDT
Att. 45,164 - Clear - 74 F

AB	35
R	8
H	9
RBI	8
BB	8
SO	5
LOB	20



Batter	1	2	3	4	5	6	7	8	9	AB	R	H	RBI	BB	SO	LOB	BOTTOM						
21 Scott Podsednik, L OBP: 0.351, SLG: 0.386	27 HR 7 BB 2B		F9	F9	FC4-6 14 G6-3	G4-3	G4-3	G4-3		4	1	1	0	0	2								
14 Jamey Carroll, R OBP: 0.384, SLG: 0.333	7 BB 27 HR HBP		16 G1-3 1B	G6-3	G6-3	G6-3	G6-3	G6-3		3	0	1	1	0	1								
16 Andre Ethier, L OBP: 0.359, SLG: 0.507	P6		G1-3	F8	F8	F8	G3	G3		4	0	0	0	0	4								
27 Matt Kemp, R OBP: 0.314, SLG: 0.445	7 BB 1B		G5-3	G5-3	G5-3	7 HR 1B	F7	F7		4	1	2	0	0	1								
7 James Loney, L OBP: 0.330, SLG: 0.402	23 G4-3 BB		G4-3	G4-3	G4-3	HR	K	K		3	1	1	3	1	1	0							
23 Casey Blake, R OBP: 0.328, SLG: 0.418	G4-3		G6-3	G6-3	F7	F7	L1	L1		4	0	0	0	0	3								
3 Ronnie Belliard, R OBP: 0.303, SLG: 0.338	F9		F9	P2	P2	2B	G6-3	G6-3		4	0	1	0	0	0								
28 Rod Barajas, R OBP: 0.280, SLG: 0.454	L7		L7	21 FC4-6 14 G6-3 74 HR 1B	F7	F7	F9	F9		4	1	1	0	0	1								
37 Carlos Monasterios, R ERA: 4.02	F9		F9							1	0	0	0	0	0								
38 Ramon Troncoso, R ERA: 4.71										0	0	0	0	0	0								
36 Jeff Weaver, R ERA: 4.99										0	0	0	0	0	0								
52 George Sherrill, L ERA: 6.61										0	0	0	0	0	0								
51 Jonathan Broxton, R ERA: 3.44										0	0	0	0	0	0								
Inning Stats	R: 1 E: 0 K: 0 S: 13	H: 2 LOB: 2 BB: 1 P: 22	R: 0 E: 0 K: 0 S: 6	H: 0 LOB: 0 BB: 0 P: 10	R: 0 E: 0 K: 0 S: 9	H: 1 LOB: 1 BB: 0 P: 12	R: 0 E: 0 K: 0 S: 7	H: 0 LOB: 0 BB: 0 P: 12	R: 0 E: 0 K: 0 S: 10	H: 0 LOB: 0 BB: 0 P: 16	R: 0 E: 0 K: 1 S: 7	H: 0 LOB: 0 BB: 0 P: 9	R: 0 E: 0 K: 0 S: 14	H: 0 LOB: 0 BB: 0 P: 21	1B: 5 2B: 2 3B: 0 HR: 1	SF: 0 SAC: 0 DP: 1 HBP: 1	WP: 0 PB: 0 SB: 0 CS: 0	PA: 36					
PITCHER	IP WLS BF H R ER SO BB IBB HBP BLK WP HR S P ERA WHIP	IP WLS BF H R ER SO BB IBB HBP BLK WP HR S P ERA WHIP	IP WLS BF H R ER SO BB IBB HBP BLK WP HR S P ERA WHIP	IP WLS BF H R ER SO BB IBB HBP BLK WP HR S P ERA WHIP	IP WLS BF H R ER SO BB IBB HBP BLK WP HR S P ERA WHIP	IP WLS BF H R ER SO BB IBB HBP BLK WP HR S P ERA WHIP	IP WLS BF H R ER SO BB IBB HBP BLK WP HR S P ERA WHIP	IP WLS BF H R ER SO BB IBB HBP BLK WP HR S P ERA WHIP	IP WLS BF H R ER SO BB IBB HBP BLK WP HR S P ERA WHIP	IP WLS BF H R ER SO BB IBB HBP BLK WP HR S P ERA WHIP	IP WLS BF H R ER SO BB IBB HBP BLK WP HR S P ERA WHIP	IP WLS BF H R ER SO BB IBB HBP BLK WP HR S P ERA WHIP	IP WLS BF H R ER SO BB IBB HBP BLK WP HR S P ERA WHIP	IP WLS BF H R ER SO BB IBB HBP BLK WP HR S P ERA WHIP	IP WLS BF H R ER SO BB IBB HBP BLK WP HR S P ERA WHIP	IP WLS BF H R ER SO BB IBB HBP BLK WP HR S P ERA WHIP	IP WLS BF H R ER SO BB IBB HBP BLK WP HR S P ERA WHIP	IP WLS BF H R ER SO BB IBB HBP BLK WP HR S P ERA WHIP	IP WLS BF H R ER SO BB IBB HBP BLK WP HR S P ERA WHIP	IP WLS BF H R ER SO BB IBB HBP BLK WP HR S P ERA WHIP	IP WLS BF H R ER SO BB IBB HBP BLK WP HR S P ERA WHIP	IP WLS BF H R ER SO BB IBB HBP BLK WP HR S P ERA WHIP	IP WLS BF H R ER SO BB IBB HBP BLK WP HR S P ERA WHIP

Philadelphia Phillies @ Los Angeles Dodgers
Dodger Stadium, Los Angeles, CA
Tue Aug 31 2010, 7:11 PM - 10:24 PM PDT
Att. 45,164 - Clear - 74 F

AB	34
R	4
H	8
RBI	4
BB	1
SO	1
LOB	13



Batter	1	2	3	4	5	6	7	8	9	AB	R	H	RBI	BB	SO	LOB	TOP			
11 Jimmy Rollins, S OBP: 0.327, SLG: 0.380	1-0 HR		2-1 G5-3		0-2 P2		4-1 26 2B		1-1 26 2B	4	3	2	2	1	0	0	Philadelphia Phillies @ Los Angeles Dodgers Dodger Stadium, Los Angeles, CA Wed Sep 01 2010, 12:11 PM - 3:16 PM PDT Att: 37,080 - Sunny - 83 F			
26 Chase Utley, L OBP: 0.379, SLG: 0.441	2-1 2B		3-1 F7		0-2 P4		2-1 1-H 2B		0-2 27 L1-6 2B	5	0	3	2	0	0	0				
27 Placido Polanco, R OBP: 0.341, SLG: 0.403	3-3 K		1-2 1B		3-2 G5-3		4-0 BB		3-2 L1-6 2B	4	0	1	0	1	1	2				
6 Ryan Howard, L OBP: 0.339, SLG: 0.499	1-3 K		1-1 G4-3		1-1 2B		2-1 G3-1			4	0	1	0	0	1	4				
28 Javson Werth, R OBP: 0.391, SLG: 0.514	0-2 G2-3			4-2 51 BB		0-3 K		1-3 K		3	0	0	0	1	2	2				
8 Shane Victorino, S OBP: 0.315, SLG: 0.433	0-2 HR		1-3 K	1-3 K	2-3 K	1-3 K	0-0 29 G4-6-3 1B			4	1	2	1	0	2	2				
29 Raul Ibanez, L OBP: 0.340, SLG: 0.416	1-3 K		1-3 K	1-3 K	1-3 K	1-3 K	1-1 G4-6-3			4	0	0	0	0	3	3				
51 Carlos Ruiz, R OBP: 0.387, SLG: 0.424	2-3 K2-3		4-1 BB	1-2 BB	0-3 K		1-1 G6-3			3	0	0	0	1	2	0				
44 Roy Oswalt, R OBP: 0.188, SLG: 0.152	3-3 K		2-3 K	2-3 K	2-3 K		2-2 11 1B			3	0	0	0	0	3	2				
16 J.C. Romero, S 46 Ryan Madson, L 9 Domonic Brown, L 54 Brad Lidge, R										0	0	0	0	0	0	0				
Inning Stats	R: 1 E: 0 K: 2 S: 14	H: 2 LOB: 1 BB: 0 P: 21	R: 1 E: 0 K: 3 S: 15	H: 1 LOB: 0 BB: 0 P: 21	R: 0 E: 0 K: 0 S: 9	H: 1 LOB: 1 BB: 0 P: 16	R: 0 E: 0 K: 3 S: 13	H: 0 LOB: 2 BB: 2 P: 25	R: 0 E: 0 K: 0 S: 9	H: 1 LOB: 1 BB: 0 P: 15	R: 1 E: 0 K: 2 S: 11	H: 1 LOB: 2 BB: 2 P: 25	R: 0 E: 0 K: 1 S: 6	H: 1 LOB: 0 BB: 0 P: 8	R: 2 E: 0 K: 0 S: 17	H: 3 LOB: 0 BB: 0 P: 24	1B: 3 2B: 6 3B: 0 HR: 2	SF: 0 SAC: 0 DP: 2 HBP: 0	WP: 0 PB: 0 SB: 1 CS: 0	PA: 39
PITCHER	IP WLS BF H R ER SO BB IBB HBP BLK WP HR S P ERA WHIP	IP WLS BF H R ER SO BB IBB HBP BLK WP HR S P ERA WHIP	IP WLS BF H R ER SO BB IBB HBP BLK WP HR S P ERA WHIP	IP WLS BF H R ER SO BB IBB HBP BLK WP HR S P ERA WHIP	IP WLS BF H R ER SO BB IBB HBP BLK WP HR S P ERA WHIP	IP WLS BF H R ER SO BB IBB HBP BLK WP HR S P ERA WHIP	IP WLS BF H R ER SO BB IBB HBP BLK WP HR S P ERA WHIP	IP WLS BF H R ER SO BB IBB HBP BLK WP HR S P ERA WHIP	IP WLS BF H R ER SO BB IBB HBP BLK WP HR S P ERA WHIP	22 Clayton Kershaw, L ERA: 3.01	74 Kenley Jansen, R ERA: 1.23	54 Ronald Belisario, R ERA: 5.64	56 Hung-Chih Kuo, L ERA: 1.46							
Batter	1	2	3	4	5	6	7	8	9	AB	R	H	RBI	BB	SO	LOB	BOTTOM			
21 Scott Podsednik, L OBP: 0.348, SLG: 0.382	1-0 L8		3-2 G1-3		0-3 K		2-1 G4-6-3		1-3 K	5	0	0	0	0	2	4	Philadelphia Phillies @ Los Angeles Dodgers Dodger Stadium, Los Angeles, CA Wed Sep 01 2010, 12:11 PM - 3:16 PM PDT Att: 37,080 - Sunny - 83 F			
14 Jamey Carroll, R OBP: 0.383, SLG: 0.332	2-3 K		1-1 F8		2-2 F9		0-1 27 E 1B			4	1	1	0	0	1	2				
16 Andre Ethier, L OBP: 0.356, SLG: 0.502	2-1 G6-3		0-3 K		2-3 K2-3		0-1 F8			4	0	0	0	0	2	1				
27 Matt Kemp, R OBP: 0.312, SLG: 0.441	0-1 F9		0-3 K		2-2 G6-3		1-0 E6 7 1B			4	0	0	0	0	1	1				
7 James Loney, L OBP: 0.335, SLG: 0.403	4-2 BB		4-2 23 BB		4-0 23 1B		0-0 23 G6-3 1B			1	0	1	1	3	0	0				
23 Casey Blake, R OBP: 0.330, SLG: 0.417	0-1 F9		4-2 BB		0-0 1B		0-0 G6-3			3	0	1	0	1	0	3				
3 Ronnie Belliard, R OBP: 0.298, SLG: 0.331	1-1 F7		0-3 K		2-2 P4					3	0	0	0	0	1	5				
74 Kenley Jansen, S OBP: 1.000, SLG: 1.000										0	0	0	0	0	0	0				
54 Ronald Belisario, R 56 Hung-Chih Kuo, L 31 Jay Gibbons, L										0	0	0	0	0	0	0				
28 Rod Barajas, R OBP: 0.280, SLG: 0.449	4-2 22 SH3-4 BB		1-2 E9 22 SH1-4		1-1 P4		2-3 K			3	0	0	0	1	1	0				
22 Clayton Kershaw, L OBP: 0.061, SLG: 0.042	2-2 SH3-4		1-2 BB		1-0 SH1-4		4-1 21 G4-6-3 BB			0	0	0	0	0	0	0				
13 Ryan Theriot, R OBP: 0.335, SLG: 0.339										0	0	0	0	2	0	0				
Inning Stats	R: 0 E: 0 K: 1 S: 6	H: 0 LOB: 0 BB: 0 P: 11	R: 0 E: 0 K: 0 S: 9	H: 0 LOB: 1 BB: 1 P: 14	R: 0 E: 0 K: 0 S: 12	H: 0 LOB: 1 BB: 1 P: 22	R: 0 E: 0 K: 3 S: 18	H: 0 LOB: 2 BB: 2 P: 26	R: 0 E: 0 K: 1 S: 10	H: 1 LOB: 2 BB: 1 P: 20	R: 0 E: 0 K: 0 S: 5	H: 0 LOB: 0 BB: 1 P: 12	R: 1 E: 1 K: 0 S: 7	H: 2 LOB: 1 BB: 0 P: 8	R: 0 E: 0 K: 2 S: 12	H: 0 LOB: 1 BB: 1 P: 22	1B: 3 2B: 0 3B: 0 HR: 0	SF: 0 SAC: 2 DP: 2 HBP: 0	WP: 0 PB: 0 SB: 0 CS: 0	PA: 37
PITCHER	IP WLS BF H R ER SO BB IBB HBP BLK WP HR S P ERA WHIP	IP WLS BF H R ER SO BB IBB HBP BLK WP HR S P ERA WHIP	IP WLS BF H R ER SO BB IBB HBP BLK WP HR S P ERA WHIP	IP WLS BF H R ER SO BB IBB HBP BLK WP HR S P ERA WHIP	IP WLS BF H R ER SO BB IBB HBP BLK WP HR S P ERA WHIP	IP WLS BF H R ER SO BB IBB HBP BLK WP HR S P ERA WHIP	IP WLS BF H R ER SO BB IBB HBP BLK WP HR S P ERA WHIP	IP WLS BF H R ER SO BB IBB HBP BLK WP HR S P ERA WHIP	IP WLS BF H R ER SO BB IBB HBP BLK WP HR S P ERA WHIP	44 Roy Oswalt, R ERA: 3.01	16 J.C. Romero, L ERA: 3.73	46 Ryan Madson, R ERA: 3.03	54 Brad Lidge, R ERA: 3.67							

Batter	1	2	3	4	5	6	7	8	9	AB	R	H	RBI	BB	SO	LOB	TOP					
23 Rickie Weeks Jr. R (1.4) OBP: 0.366, SLG: 0.473										3	0	0	0	1	2	0	Milwaukee Brewers @ Philadelphia Phillies Citizens Bank Park, Philadelphia, PA Fri Sep 03 2010, 7:10 PM - 9:30 PM EDT Att: 44,570 - Partly Cloudy - 85 F					
1 Corey Hart R (1.9) OBP: 0.325, SLG: 0.509										4	0	0	0	0	1	2						
8 Ryan Braun, R (1.7) OBP: 0.357, SLG: 0.478										3	0	0	0	1	1	0						
28 Prince Fielder, L (1.3) OBP: 0.403, SLG: 0.488										3	0	1	0	1	0	0						
14 Casey McGehee, R (1.5) OBP: 0.339, SLG: 0.473										3	0	1	0	0	0	3						
36 Lorenzo Cain, R (1.8) OBP: 0.338, SLG: 0.370										3	0	0	0	0	1	3						
21 Alcides Escobar, R (1.6) OBP: 0.300, SLG: 0.341										3	0	0	0	0	1	2						
20 Jonathan Lucroy, R (1.2) OBP: 0.303, SLG: 0.357										3	0	1	0	0	1	0						
39 Chris Capuano, L (1.1) OBP: 0.167, SLG: 0.167										1	0	0	0	0	1	0						
27 Carlos Gómez, R (6,PH) OBP: 0.284, SLG: 0.345										1	0	0	0	0	1	1						
50 Kameron Loe, R (6,1) OBP: 0.341, SLG: 0.415										0	0	0	0	0	0	0						
2 Joe Inglett, L (8,PH) OBP: 0.341, SLG: 0.415										1	0	0	0	0	1	0						
59 John Axford, R (8.1) OBP: 0.341, SLG: 0.415										0	0	0	0	0	0	0						
Inning Stats	R: 0 E: 0 K: 2 S: 11	H: 0 LOB: 0 BB: 0 P: 17	R: 0 E: 0 K: 1 S: 6	H: 0 LOB: 0 BB: 0 P: 12	R: 0 E: 0 K: 2 S: 9	H: 0 LOB: 0 BB: 0 P: 12	R: 0 E: 0 K: 0 S: 5	H: 0 LOB: 0 BB: 0 P: 6	R: 0 E: 0 K: 0 S: 5	H: 1 LOB: 2 BB: 1 P: 10	R: 0 E: 0 K: 1 S: 15	H: 1 LOB: 2 BB: 1 P: 20	R: 0 E: 0 K: 1 S: 15	H: 1 LOB: 2 BB: 1 P: 26	R: 0 E: 0 K: 2 S: 9	H: 0 LOB: 0 BB: 0 P: 15	R: 0 E: 0 K: 1 S: 7	H: 0 LOB: 0 BB: 0 P: 11	1B: 3 2B: 0 3B: 0 HR: 0	SF: 0 SAC: 0 DP: 2 HBP: 0	WP: 0 PB: 0 CS: 0	PA: 31
PITCHER	IP WLS BF H R ER SO BB IBB HBP BLK WP HR S P ERA WHIP	7.0 W 25 3 0 0 7 3 0 0 0 0 0 0 70 103 0.00 0.857	1.0 H 3 0 0 0 2 0 0 0 0 0 0 0 9 15 0.00 0.000	1.0 S 3 0 0 0 1 0 0 0 0 0 0 0 7 11 0.00 0.000																		
35 Cole Hamels, L (1.1) ERA: 3.18																						
52 Jose Contreras, R (8.1) ERA: 3.02																						
46 Ryan Madison, R (9.1) ERA: 2.95																						

Batter	1	2	3	4	5	6	7	8	9	AB	R	H	RBI	BB	SO	LOB	BOTTOM				
11 Jimmy Rollins, S (1.6) OBP: 0.323, SLG: 0.372										4	0	0	0	0	0	0	Milwaukee Brewers @ Philadelphia Phillies Citizens Bank Park, Philadelphia, PA Fri Sep 03 2010, 7:10 PM - 9:30 PM EDT Att: 44,570 - Partly Cloudy - 85 F				
26 Chase Utley, L (1.4) OBP: 0.376, SLG: 0.447										3	0	0	0	1	1	0					
27 Placido Polanco, R (1.5) OBP: 0.343, SLG: 0.404										3	0	1	0	0	0	0					
6 Ryan Howard, L (1.3) OBP: 0.340, SLG: 0.502										3	0	1	0	0	1	2					
28 Jayson Werth, R (1.9) OBP: 0.392, SLG: 0.520										3	0	1	0	0	0	2					
8 Shane Victorino, S (1.8) OBP: 0.318, SLG: 0.435										2	1	1	0	1	0	0					
29 Raul Ibanez, L (1.7) OBP: 0.338, SLG: 0.413										3	0	0	0	0	2	4					
51 Carlos Ruiz, R (1.2) OBP: 0.383, SLG: 0.419										3	0	0	1	0	0	3					
35 Cole Hamels, L (1.1) OBP: 0.138, SLG: 0.172										2	0	0	0	0	1	0					
52 Jose Contreras, R (8.1) ERA: 2.68										0	0	0	0	0	0	0					
9 Dominic Brown, L (8,PH) OBP: 0.228, SLG: 0.396										1	0	0	0	0	1	0					
46 Ryan Madison, L (9.1) ERA: 2.47										0	0	0	0	0	0	0					
Inning Stats	R: 0 E: 0 K: 1 S: 8	H: 1 LOB: 2 BB: 1 P: 17	R: 1 E: 0 K: 1 S: 9	H: 1 LOB: 0 BB: 0 P: 16	R: 0 E: 0 K: 1 S: 8	H: 0 LOB: 0 BB: 0 P: 12	R: 0 E: 0 K: 1 S: 13	H: 2 LOB: 1 BB: 1 P: 25	R: 0 E: 0 K: 0 S: 9	H: 0 LOB: 0 BB: 0 P: 10	R: 0 E: 0 K: 0 S: 5	H: 0 LOB: 0 BB: 0 P: 5	R: 0 E: 0 K: 1 S: 7	H: 0 LOB: 0 BB: 0 P: 8	R: 0 E: 0 K: 1 S: 9	H: 0 LOB: 0 BB: 0 P: 13	1B: 3 2B: 2 3B: 0 HR: 0	SF: 0 SAC: 0 DP: 1 HBP: 0	WP: 0 PB: 0 CS: 0	PA: 29	
PITCHER	IP WLS BF H R ER SO BB IBB HBP BLK WP HR S P ERA WHIP	5.0 L 20 4 1 1 4 2 0 0 0 0 0 0 12 13 0.00 1.200	2.0 6 0 0 0 1 0 0 0 0 0 0 0 9 13 0.00 0.000	1.0 3 0 0 0 1 0 0 0 0 0 0 0 9 13 0.00 0.000																	
39 Chris Capuano, L (1.1) ERA: 4.62																					
50 Kameron Loe, R (6.1) ERA: 2.68																					
59 John Axford, R (8.1) ERA: 2.47																					

Batter	1	2	3	4	5	6	7	8	9	AB	R	H	RBI	BB	SO	LOB	TOP					
23 Rickie Weeks Jr. R OBP: 0.365, SLG: 0.470	F9		1 2B	2H		1B		F9		5	1	3	1	0	0	2	Milwaukee Brewers @ Philadelphia Phillies Citizens Bank Park, Philadelphia, PA Sun Sep 05 2010, 1:40 PM - 4:51 PM EDT Att: 45,006 - Sunny - 74 F					
1 Corey Hart R OBP: 0.333, SLG: 0.524	8 2B 28 HR	1B	1-H	2B	F9		K		8 1B 14 1B	4	1	2	1	1	1	2						
8 Ryan Braun, R OBP: 0.359, SLG: 0.479	28 HR	2B	F7		21 FC5 28 G3	1B		K	36 1B 14 1B	5	2	3	0	0	1	1						
28 Prince Fielder, L OBP: 0.405, SLG: 0.501	HR	HR	36 FC5-4	IBB	G3			14 G6-4-3	L8	3	1	1	3	2	0	3						
14 Casey McGehee, R OBP: 0.338, SLG: 0.467	G5-3	G5-3	K	K	21 FC5	BB		G6-4-3	36 E	4	0	1	0	1	1	3						
36 Lorenzo Cain, R OBP: 0.341, SLG: 0.364	G4-3	G4-3	FC5-4	1-2	K			16 SH5-4 21 1B	E3	4	0	1	0	1	1	4						
21 Alcides Escobar, R OBP: 0.301, SLG: 0.346	G3	G3	G1-3	G1-3	FC5			16 SH5-4 1B	G4-3	5	0	1	0	0	0	4						
16 George Kottaras, L OBP: 0.312, SLG: 0.419	G3	G3	23 1B	2B	K			SH5-4		3	1	1	0	0	1	0						
43 Randy Wolf, L OBP: 0.234, SLG: 0.290	K	K	G6-3	G6-3	G4-3			SAFE	K	3	0	0	0	0	1	1						
21 Zach Braddock, L Joe Inglett, L 59 John Axford, R										0	0	0	0	0	0	0						
Inning Stats	R: 3 H: 3 E: 0 K: 0 S: 14	H: 3 LOB: 0 BB: 0 P: 23	R: 0 H: 0 E: 0 K: 1 S: 9	H: 0 LOB: 0 BB: 0 P: 14	R: 1 H: 2 E: 0 K: 1 S: 10	H: 2 LOB: 2 BB: 1 P: 19	R: 1 H: 2 E: 0 K: 0 S: 13	H: 2 LOB: 1 BB: 0 P: 18	R: 0 H: 1 E: 0 K: 2 S: 12	H: 1 LOB: 1 BB: 0 P: 19	R: 0 H: 0 E: 0 K: 1 S: 8	H: 0 LOB: 1 BB: 1 P: 17	R: 0 H: 1 E: 0 K: 1 S: 9	H: 1 LOB: 2 BB: 1 P: 18	R: 1 H: 3 E: 1 K: 0 S: 16	H: 3 LOB: 2 BB: 1 P: 27	1B: 9 2B: 3 3B: 0 HR: 1	SF: 0 SAC: 1 DP: 1 HBP: 0	WP: 0 PB: 0 CS: 0	PA: 43		
PITCHER	IP WLS BF H R ER SO	IP WLS BF H R ER SO	IP WLS BF H R ER SO	IP WLS BF H R ER SO	IP WLS BF H R ER SO	IP WLS BF H R ER SO	IP WLS BF H R ER SO	IP WLS BF H R ER SO	IP WLS BF H R ER SO	IP WLS BF H R ER SO	IP WLS BF H R ER SO	IP WLS BF H R ER SO	IP WLS BF H R ER SO	IP WLS BF H R ER SO	IP WLS BF H R ER SO	IP WLS BF H R ER SO	ERA WHIP	ERA WHIP	ERA WHIP			
38 Kyle Kendrick, R ERA: 4.89	4.0 L 20 7 5 5 2	4.0 L 20 7 5 5 2	4.0 L 20 7 5 5 2	4.0 L 20 7 5 5 2	4.0 L 20 7 5 5 2	4.0 L 20 7 5 5 2	4.0 L 20 7 5 5 2	4.0 L 20 7 5 5 2	4.0 L 20 7 5 5 2	4.0 L 20 7 5 5 2	4.0 L 20 7 5 5 2	4.0 L 20 7 5 5 2	4.0 L 20 7 5 5 2	4.0 L 20 7 5 5 2	4.0 L 20 7 5 5 2	4.0 L 20 7 5 5 2	11.25 1.750	0.00 2.000	0.00 2.000	0.00 2.000		
57 David Herndon, R ERA: 4.27	1.0 5 1 0 0 1	1.0 5 1 0 0 1	1.0 5 1 0 0 1	1.0 5 1 0 0 1	1.0 5 1 0 0 1	1.0 5 1 0 0 1	1.0 5 1 0 0 1	1.0 5 1 0 0 1	1.0 5 1 0 0 1	1.0 5 1 0 0 1	1.0 5 1 0 0 1	1.0 5 1 0 0 1	1.0 5 1 0 0 1	1.0 5 1 0 0 1	1.0 5 1 0 0 1	1.0 5 1 0 0 1	0.00 2.000	0.00 2.000	0.00 2.000	0.00 2.000		
37 Antonio Bastardo, L ERA: 5.4	1.0 4 1 0 0 2	1.0 4 1 0 0 2	1.0 4 1 0 0 2	1.0 4 1 0 0 2	1.0 4 1 0 0 2	1.0 4 1 0 0 2	1.0 4 1 0 0 2	1.0 4 1 0 0 2	1.0 4 1 0 0 2	1.0 4 1 0 0 2	1.0 4 1 0 0 2	1.0 4 1 0 0 2	1.0 4 1 0 0 2	1.0 4 1 0 0 2	1.0 4 1 0 0 2	1.0 4 1 0 0 2	0.00 1.000	0.00 1.000	0.00 1.000	0.00 1.000		
37 Chad Durbin, R ERA: 3.79	1.0 3 0 0 0 1	1.0 3 0 0 0 1	1.0 3 0 0 0 1	1.0 3 0 0 0 1	1.0 3 0 0 0 1	1.0 3 0 0 0 1	1.0 3 0 0 0 1	1.0 3 0 0 0 1	1.0 3 0 0 0 1	1.0 3 0 0 0 1	1.0 3 0 0 0 1	1.0 3 0 0 0 1	1.0 3 0 0 0 1	1.0 3 0 0 0 1	1.0 3 0 0 0 1	1.0 3 0 0 0 1	0.00 1.000	0.00 1.000	0.00 1.000	0.00 1.000		
47 Scott Mathieson, R ERA: 18.8	1.0 7 2 1 0 1	1.0 7 2 1 0 1	1.0 7 2 1 0 1	1.0 7 2 1 0 1	1.0 7 2 1 0 1	1.0 7 2 1 0 1	1.0 7 2 1 0 1	1.0 7 2 1 0 1	1.0 7 2 1 0 1	1.0 7 2 1 0 1	1.0 7 2 1 0 1	1.0 7 2 1 0 1	1.0 7 2 1 0 1	1.0 7 2 1 0 1	1.0 7 2 1 0 1	1.0 7 2 1 0 1	0.00 4.000	0.00 4.000	0.00 4.000	0.00 4.000		
Inning Stats	R: 0 H: 2 E: 0 K: 1 S: 13	H: 3 LOB: 1 BB: 0 P: 19	R: 2 H: 3 E: 0 K: 0 S: 18	H: 3 LOB: 0 BB: 0 P: 25	R: 0 H: 1 E: 0 K: 1 S: 10	H: 1 LOB: 1 BB: 0 P: 13	R: 0 H: 0 E: 0 K: 1 S: 11	H: 0 LOB: 1 BB: 1 P: 18	R: 0 H: 0 E: 0 K: 1 S: 10	H: 0 LOB: 1 BB: 1 P: 16	R: 0 H: 0 E: 0 K: 1 S: 6	H: 0 LOB: 0 BB: 0 P: 8	R: 0 H: 1 E: 0 K: 0 S: 10	H: 1 LOB: 1 BB: 0 P: 13	R: 0 H: 0 E: 0 K: 1 S: 10	H: 0 LOB: 2 BB: 2 P: 22	R: 0 H: 0 E: 0 K: 0 S: 8	H: 0 LOB: 0 BB: 0 P: 13	1B: 5 2B: 2 3B: 0 HR: 0	SF: 0 SAC: 0 DP: 2 HBP: 0	WP: 1 PB: 0 CS: 0	PA: 37
PITCHER	IP WLS BF H R ER SO	IP WLS BF H R ER SO	IP WLS BF H R ER SO	IP WLS BF H R ER SO	IP WLS BF H R ER SO	IP WLS BF H R ER SO	IP WLS BF H R ER SO	IP WLS BF H R ER SO	IP WLS BF H R ER SO	IP WLS BF H R ER SO	IP WLS BF H R ER SO	IP WLS BF H R ER SO	IP WLS BF H R ER SO	IP WLS BF H R ER SO	IP WLS BF H R ER SO	IP WLS BF H R ER SO	ERA WHIP	ERA WHIP	ERA WHIP	ERA WHIP		
43 Randy Wolf, L ERA: 4.68	6.2 W 28 7 2 2 5	6.2 W 28 7 2 2 5	6.2 W 28 7 2 2 5	6.2 W 28 7 2 2 5	6.2 W 28 7 2 2 5	6.2 W 28 7 2 2 5	6.2 W 28 7 2 2 5	6.2 W 28 7 2 2 5	6.2 W 28 7 2 2 5	6.2 W 28 7 2 2 5	6.2 W 28 7 2 2 5	6.2 W 28 7 2 2 5	6.2 W 28 7 2 2 5	6.2 W 28 7 2 2 5	6.2 W 28 7 2 2 5	6.2 W 28 7 2 2 5	2.70 1.350	0.00 0.000	0.00 0.000	0.00 0.000	0.00 0.000	
21 Zach Braddock, L ERA: 2.64	0.1 H 1 0 0 0	0.1 H 1 0 0 0	0.1 H 1 0 0 0	0.1 H 1 0 0 0	0.1 H 1 0 0 0	0.1 H 1 0 0 0	0.1 H 1 0 0 0	0.1 H 1 0 0 0	0.1 H 1 0 0 0	0.1 H 1 0 0 0	0.1 H 1 0 0 0	0.1 H 1 0 0 0	0.1 H 1 0 0 0	0.1 H 1 0 0 0	0.1 H 1 0 0 0	0.1 H 1 0 0 0	0.00 0.000	0.00 0.000	0.00 0.000	0.00 0.000		
59 John Axford, R ERA: 2.37	2.0 S 8 0 0 0	2.0 S 8 0 0 0	2.0 S 8 0 0 0	2.0 S 8 0 0 0	2.0 S 8 0 0 0	2.0 S 8 0 0 0	2.0 S 8 0 0 0	2.0 S 8 0 0 0	2.0 S 8 0 0 0	2.0 S 8 0 0 0	2.0 S 8 0 0 0	2.0 S 8 0 0 0	2.0 S 8 0 0 0	2.0 S 8 0 0 0	2.0 S 8 0 0 0	2.0 S 8 0 0 0	0.00 1.000	0.00 1.000	0.00 1.000	0.00 1.000		



Batter	1	2	3	4	5	6	7	8	9	AB	R	H	RBI	BB	SO	LOB	TOP		
1 Emilio Bonifacio, S OBP: 0.318, SLG: 0.366	G4-3		K	G4-3					2B	5	1	2	0	0	1	2			
20 Logan Morrison, L OBP: 0.413, SLG: 0.479	2 WP		1B		F8		P5		L8	4	1	1	0	1	0	4			
2 Hanley Ramirez, R OBP: 0.384, SLG: 0.484	K		1B		K		K		2B	4	1	1	0	0	3	3			
6 Dan Uggla, R OBP: 0.364, SLG: 0.511	E2		1B		G5-3				2B	5	1	3	3	0	0	2			
15 Gaby Sanchez, R OBP: 0.350, SLG: 0.462	P4		K		G5-3				K	5	0	0	0	0	3	6			
3 Chad Tracy, L OBP: 0.302, SLG: 0.344					K														
43 Jose Veras, R																			
24 Cameron Maybin, R (PH)																			
33 Scott Cousins, L (PH)																			
27 Giancarlo Stanton, R																			
50 Jose Ceda, R																			
32 Clay Hensley, R																			
6 Brad Davis, R OBP: 0.318, SLG: 0.486	G1-3								F8	5	0	1	0	0	1	3			
60 Adalberto Mendez, R																			
7 Hector Luna, R																			
13 Will Ohman, L																			
18 Wes Helms, R																			
Inning Stats	R: 1 H: 1 E: 0 K: 1 S: 11	H: 1 R: 1 ER: 0 LOB: 1 P: 20	R: 0 H: 2 E: 0 K: 2 S: 11	H: 2 R: 1 ER: 0 LOB: 2 P: 19	R: 0 H: 2 E: 0 K: 1 S: 11	H: 0 R: 0 ER: 0 LOB: 0 P: 12	R: 0 H: 0 E: 0 K: 0 S: 7	H: 2 R: 0 ER: 0 LOB: 2 P: 13	R: 2 H: 2 E: 0 K: 2 S: 13	H: 3 R: 3 ER: 0 LOB: 3 P: 31	1B: 9 2B: 2 3B: 0 HR: 2	SF: 0 SAC: 1 DP: 0 HBP: 2	WP: 1 PB: 0 SB: 0 CS: 0	PA: 44					
PITCHER	IP WLS BF H R ER SO BB IBB HBP BLK WP HR S P ERA WHIP																		
49 Vance Worley, R ERA: 3.0	5.0 L 22 6 2 2 5 1 0 0 0 0 1 1 49 76 3.60 1.400																		
57 David Herndon, R ERA: 4.15	1.1 6 2 0 0 0 0 0 0 0 0 0 1 1 17 0.00 1.500																		
37 Antonio Bastardo, L ERA: 5.28	0.1 1 0 0 0 0 0 0 0 0 0 0 1 1 0.00 0.000																		
37 Chad Durbin, R ERA: 4.01	1.1 6 2 2 2 3 0 0 0 0 0 1 16 26 13.50 1.500																		
59 Mike Zagurski, L ERA: 7.5	0.2 7 2 3 3 1 1 0 2 0 0 0 0 14 24 40.50 4.500																		

Florida Marlins @ Philadelphia Phillies
Citizens Bank Park, Philadelphia, PA
Mon Sep 06 2010, 1:07 PM - 4:05 PM EDT
Att: 45,518 - Partly Cloudy - 80 F

AB 39
R 7
H 13
RBI 7
BB 2
SO 9
LOB 21



Batter	1	2	3	4	5	6	7	8	9	AB	R	H	RBI	BB	SO	LOB	BOTTOM		
27 Placido Polanco, R OBP: 0.341, SLG: 0.399	P4		P4			G1-3			BB	3	0	0	0	1	0	0			
8 Shane Victorino, S OBP: 0.318, SLG: 0.429	BB		F7			G3-1			BB	2	0	0	0	2	0	0			
26 Chase Utley, L OBP: 0.377, SLG: 0.441	K		L3						F7	3	0	0	0	0	1	3			
6 Ryan Howard, L OBP: 0.340, SLG: 0.505	K		G6-3			F7			2B	4	1	1	0	0	1	2			
28 Jayson Werth, R OBP: 0.389, SLG: 0.522	F8		K			K			1B	4	0	1	1	0	2	0			
29 Raul Ibanez, L OBP: 0.337, SLG: 0.409	K					F8			BB	3	0	0	0	1	1	0			
23 Brian Schneider, L ERA: 2.84						L4				2	0	1	0	0	0	0			
51 Carlos Ruiz, R OBP: 0.388, SLG: 0.425						G6-3			G6-4-3	2	0	0	0	0	0	2			
21 Wilson Valdez, R OBP: 0.280, SLG: 0.347						BB				1	0	0	0	1	0	1			
11 Jimmy Rollins, S OBP: 0.319, SLG: 0.383									G1-3	2	0	0	0	0	0	1			
49 Vance Worley, R																			
9 Dominic Brown, L																			
57 David Herndon, R																			
37 Antonio Bastardo, R																			
37 Chad Durbin, R																			
7 Ross Gload, L																			
59 Mike Zagurski, L																			
31 Nate Robertson, R ERA: 2.54																			
Inning Stats	R: 0 H: 0 E: 0 K: 2 S: 14	H: 1 R: 1 ER: 0 LOB: 1 P: 22	R: 0 H: 0 E: 0 K: 1 S: 7	H: 0 R: 1 ER: 0 LOB: 0 P: 9	R: 0 H: 0 E: 0 K: 1 S: 9	H: 0 R: 0 ER: 0 LOB: 0 P: 13	R: 0 H: 0 E: 0 K: 0 S: 7	H: 0 R: 0 ER: 0 LOB: 1 P: 14	R: 0 H: 0 E: 0 K: 0 S: 13	H: 0 R: 1 ER: 0 LOB: 2 P: 23	1B: 2 2B: 1 3B: 0 HR: 0	SF: 0 SAC: 0 DP: 1 HBP: 1	WP: 0 PB: 0 SB: 1 CS: 0	PA: 35					
PITCHER	IP WLS BF H R ER SO BB IBB HBP BLK WP HR S P ERA WHIP																		
60 Adalberto Mendez, R	6.0 W 22 6 0 0 0 2 0 0 0 0 0 0 13 20 0.00 0.000																		
13 Will Ohman, L ERA: 3.07	1.0 H 3 0 0 0 1 0 0 0 0 0 0 11 23 0.00 2.000																		
43 Jose Veras, R	1.0 5 0 0 0 0 2 0 0 0 0 0 6 14 = =																		
50 Jose Ceda, R	0.0 3 2 1 1 0 1 0 0 0 0 0 0 4 6 0.00 0.000																		
32 Clay Hensley, R ERA: 2.54	1.0 2 0 0 0 0 0 0 0 0 0 0 0 4 6 0.00 0.000																		

Florida Marlins @ Philadelphia Phillies
Citizens Bank Park, Philadelphia, PA
Mon Sep 06 2010, 1:07 PM - 4:05 PM EDT
Att: 45,518 - Partly Cloudy - 80 F

AB 29
R 1
H 3
RBI 1
BB 5
SO 7
LOB 10



Batter	1	2	3	4	5	6	7	8	9	AB	R	H	RBI	BB	SO	LOB	TOP																			
1 Emilio Bonifacio, S OBP: 0.345, SLG: 0.406	B5-3		G6-3	3B			2B	E9		4	3	3	0	1	0	0	Florida Marlins @ Philadelphia Phillies Citizens Bank Park, Philadelphia, PA Tue Sep 07 2010, 7:08 PM - 10:22 PM EDT Att: 43,841 - Partly Cloudy - 85 F																			
20 Logan Morrison, L OBP: 0.426, SLG: 0.493	2B		E1	F8			2B	2B		4	1	2	1	1	0	2																				
2 Hanley Ramirez, R OBP: 0.380, SLG: 0.483	G6-3		G1-4-3			G5-3	P3	K		5	0	0	0	0	1	5																				
6 Dan Uggla, R OBP: 0.362, SLG: 0.505	K		G6-3			F9				4	0	0	1	1	2	2																				
15 Gaby Sanchez, R OBP: 0.348, SLG: 0.460			F8	1B		G6-3	F9			5	0	1	1	0	0	2																				
27 Giancarlo Stanton, R OBP: 0.313, SLG: 0.509			L1-3	K		G5-3				4	1	2	1	1	1	1																				
24 Cameron Maybin, R 44 Brian Sanchez, R 34 Jorge Sosa, R 3 Chad Durbin, L 43 Jose Veras, R 18 Wes Helms, R	L1-3			3B		K		F8		3	1	1	0	0	1	1																				
6 Brad Davis, R OBP: 0.333, SLG: 0.500				G5-3						3	1	1	1	1	1	0																				
41 Chris Volstad, R 33 Scott Cousins, L	G5-3			K			P3	L8		2	0	0	0	0	1	2																				
Inning Stats	R: 0 E: 0 K: 1 S: 8	H: 1 LOB: 1 BB: 0 P: 11	R: 0 E: 0 K: 0 S: 16	H: 1 LOB: 2 BB: 1 P: 26	R: 2 E: 1 K: 1 S: 15	H: 2 LOB: 0 BB: 0 P: 20	R: 1 E: 0 K: 1 S: 13	H: 2 LOB: 1 BB: 0 P: 19	R: 0 E: 0 K: 2 S: 8	H: 0 LOB: 0 BB: 0 P: 9	R: 0 E: 0 K: 2 S: 8	H: 0 LOB: 0 BB: 0 P: 10	R: 1 E: 0 K: 0 S: 13	H: 1 LOB: 2 BB: 2 P: 26	R: 3 E: 1 K: 1 S: 12	H: 3 LOB: 1 BB: 1 P: 25		R: 0 E: 0 K: 2 S: 9	H: 0 LOB: 1 BB: 1 P: 14	1B: 3 2B: 4 3B: 2 HR: 1	SF: 0 SAC: 0 DP: 0 HBP: 0	WP: 1 PB: 0 SB: 0 CS: 0	PA: 43													
PITCHER	IP	WLS	BF	H	R	ER	SO	BB	IBB	HBP	BLK	WP	HR	S	P	ERA	WHIP	PITCHER		IP	WLS	BF	H	R	ER	SO	BB	IBB	HBP	BLK	WP	HR	S	P	ERA	WHIP
56 Joe Blanton, R ERA: 5.15	6.1		28	6	4	2	5	1	1	0	0	0	0	68	101	2.84	1.105	46 Ryan Madson, R ERA: 2.74		1.1	W	5	0	0	0	3	1	0	0	0	1	0	12	19	0.00	0.750
37 Antonio Bastardo, L ERA: 5.28	0.0		1	1	0	0	0	0	0	0	0	0	0	2	4	=	=																			
37 Chad Durbin, R ERA: 3.96	0.2	H	3	0	0	0	0	1	0	0	0	0	0	9	16	0.00	1.500																			
52 Jose Contreras, R ERA: 3.28	0.2	H	5	3	3	2	0	0	0	0	0	0	1	9	16	27.00	4.500																			
16 J.C. Romero, L ERA: 3.86	0.0		1	0	0	0	0	1	0	0	1	0	0	0	4	=	=																			

AB 38
R 7
H 10
RBI 5
BB 5
SO 8
LOB 17



Batter	1	2	3	4	5	6	7	8	9	AB	R	H	RBI	BB	SO	LOB	BOTTOM																			
8 Shane Victorino, S OBP: 0.321, SLG: 0.436	G6-3		L4			K		27 S		5	2	2	1	0	1	0	Florida Marlins @ Philadelphia Phillies Citizens Bank Park, Philadelphia, PA Tue Sep 07 2010, 7:08 PM - 10:22 PM EDT Att: 43,841 - Partly Cloudy - 85 F																			
27 Placido Polanco, R OBP: 0.346, SLG: 0.408	P4		1B			F9		26 BB		5	1	3	1	0	0	0																				
26 Chase Utley, L OBP: 0.377, SLG: 0.437	F8		K			G4-3		G3		4	0	0	0	1	1	2																				
6 Ryan Howard, L OBP: 0.342, SLG: 0.511			K					F8		4	3	2	1	1	1	3																				
11 Jimmy Rollins, S OBP: 0.320, SLG: 0.365			28 G6-3			G4-3		SF9		3	1	2	2	0	0	0																				
29 Raul Ibanez, L OBP: 0.341, SLG: 0.426			F7			HR		28 FC5-4		4	1	3	3	0	0	1																				
28 Jayson Werth, R OBP: 0.387, SLG: 0.518			G6-3			F9		FC5-4		4	0	0	0	0	0	3																				
51 Carlos Ruiz, R OBP: 0.387, SLG: 0.423										3	0	1	0	1	0	0																				
56 Joe Blanton, R 37 Antonio Bastardo, R 37 Chad Durbin, R 52 Jose Contreras, R 16 J.C. Romero, S 46 Ryan Madson, L 10 Ben Francisco, R			K			K		G5-3		3	0	0	0	0	2	3																				
Inning Stats	R: 0 E: 0 K: 0 S: 6	H: 0 LOB: 0 BB: 0 P: 8	R: 1 E: 0 K: 1 S: 12	H: 2 LOB: 1 BB: 1 P: 21	R: 0 E: 0 K: 2 S: 12	H: 1 LOB: 1 BB: 0 P: 15	R: 1 E: 0 K: 1 S: 17	H: 2 LOB: 1 BB: 0 P: 27	R: 3 E: 0 K: 0 S: 12	H: 4 LOB: 1 BB: 0 P: 23	R: 0 E: 0 K: 1 S: 11	H: 0 LOB: 0 BB: 0 P: 16	R: 2 E: 0 K: 0 S: 13	H: 2 LOB: 1 BB: 1 P: 28	R: 1 E: 0 K: 0 S: 10	H: 2 LOB: 2 BB: 1 P: 20		1B: 7 2B: 2 3B: 1 HR: 3	SF: 1 SAC: 0 DP: 0 HBP: 0	WP: 0 PB: 1 SB: 2 CS: 0	PA: 40															
PITCHER	IP	WLS	BF	H	R	ER	SO	BB	IBB	HBP	BLK	WP	HR	S	P	ERA	WHIP	PITCHER		IP	WLS	BF	H	R	ER	SO	BB	IBB	HBP	BLK	WP	HR	S	P	ERA	WHIP
41 Chris Volstad, R ERA: 4.96	5.0		25	5	5	5	4	0	0	0	0	0	0	11	94	9.00	1.800	46 Ryan Madson, R ERA: 2.74		1.1	W	5	0	0	0	3	1	0	0	1	0	12	19	0.00	0.750	
44 Brian Sanchez, R ERA: 2.66	1.0		3	0	0	0	1	0	0	0	0	0	0	11	16	0.00	0.000																			
34 Jorge Sosa, R ERA: 6.41	1.0		6	2	2	2	0	0	1	0	0	0	0	13	28	18.00	2.000																			
43 Jose Veras, R ERA: 3.0	1.0	L	6	2	1	1	0	1	0	0	0	0	0	10	20	9.00	3.000																			

AB 36
R 8
H 13
RBI 8
BB 3
SO 5
LOB 12



Batter	1	2	3	4	5	6	7	8	9	AB	R	H	RBI	BB	SO	LOB	TOP										
8 Shane Victorino, S OBP: 0.328, SLG: 0.438	F8		G6-3	K		F7		F9		6	1	2	0	0	1	1											
27 Placido Polanco, R OBP: 0.341, SLG: 0.399 7 Brian Coock, R (7.6)	G3		G6-3		F8	F9		G5-3		5	1	1	1	0	0	1											
26 Chase Utley, L OBP: 0.387, SLG: 0.452	K		HR		F7					3	2	1	1	2	1	2											
6 Ryan Howard, L OBP: 0.344, SLG: 0.518		K	G4-3							4	1	1	1	1	2	1											
28 Jayson Werth, R OBP: 0.381, SLG: 0.511 40 John Mayberry Jr., R (8. PH)	HR			F9	E7	P4		K		4	2	2	2	0	0	2											
29 Raul Ibanez, L OBP: 0.346, SLG: 0.432 10 Ben Francisco, R OBP: 0.324, SLG: 0.409	G3				K					2	1	0	0	2	1	1											
51 Carlos Ruiz, R OBP: 0.399, SLG: 0.437										1	0	0	0	0	0	0											
21 Wilson Valdez, R OBP: 0.284, SLG: 0.351										4	1	3	4	1	0	1											
56 Joe Blanton, R ERA: 6.75 19 Greg Dobbs, R OBP: 0.252, SLG: 0.345 52 Jose Contreras, R ERA: 11.57 57 David Herndon, R OBP: 0.326, SLG: 0.500 7 Ross Gload, L OBP: 0.298, SLG: 0.390 55 Danys Baez, R	L1									5	0	2	0	0	0	5											
Inning Stats	R: 0 E: 0 K: 1 S: 9	H: 0 LOB: 0 BB: 0 P: 11	R: 1 E: 0 K: 1 S: 14	H: 3 LOB: 2 BB: 0 P: 21	R: 1 E: 0 K: 0 S: 5	H: 2 LOB: 0 BB: 0 P: 10	R: 2 E: 0 K: 2 S: 12	H: 2 LOB: 1 BB: 2 P: 23	R: 3 E: 1 K: 1 S: 14	H: 2 LOB: 1 BB: 2 P: 29	R: 3 E: 0 K: 0 S: 13	H: 4 LOB: 3 BB: 2 P: 32	R: 1 E: 0 K: 1 S: 12	H: 1 LOB: 1 BB: 1 P: 24	R: 0 E: 0 K: 1 S: 11	H: 1 LOB: 0 BB: 0 P: 17	R: 0 E: 0 K: 0 S: 5	H: 0 LOB: 0 BB: 0 P: 10	1B: 10 2B: 1 3B: 0 HR: 4	SF: 0 SAC: 0 DP: 1 HBP: 0	WP: 0 PB: 0 SB: 1 CS: 0	PA: 47					
PITCHER	IP	WLS	BF	H	R	ER	SO	BB	IBB	HBP	BLK	WP	HR	S	P	ERA	WHIP										
23 Andrew Miller, L ERA: 6.75	5.0	L	26	9	7	5	5	3	0	0	0	0	3	54	94	9.00	2.400										
51 Jay Buentre, R ERA: 7.0	1.0		9	4	3	3	0	2	0	0	0	0	0	13	32	27.00	6.000										
50 Jose Ceda, R ERA: 11.57	1.0		5	1	1	1	1	1	0	0	0	0	1	12	24	9.00	2.000										
34 Jorge Sosa, R ERA: 5.82	2.0		7	1	0	0	1	0	0	0	0	0	0	16	27	0.00	0.500										

Philadelphia Phillies @ Florida Marlins
Sun Life Stadium, Miami, FL
Mon Sep 13 2010, 7:11 PM - 10:08 PM EDT
Att: 20,616 - Partly Cloudy - 86 F

AB 41
R 11
H 15
RBI 10
BB 6
SO 7
LOB 17



Batter	1	2	3	4	5	6	7	8	9	AB	R	H	RBI	BB	SO	LOB	BOTTOM										
1 Emilio Bonifacio, S OBP: 0.355, SLG: 0.403	G3		K		K		G5-3			4	0	0	0	1	2	0											
20 Logan Morrison, L OBP: 0.418, SLG: 0.482	G4-3					HR		FC3-6		3	2	1	1	1	0	1											
2 Hanley Ramirez, R OBP: 0.381, SLG: 0.481	WP		K							5	0	2	0	0	2	3											
6 Dan Uggla, R OBP: 0.363, SLG: 0.506			K			FC6-5-4				3	1	1	2	1	1	2											
15 Gaby Sanchez, R OBP: 0.346, SLG: 0.461	K									4	0	1	0	0	2	2											
27 Giancarlo Stanton, R OBP: 0.317, SLG: 0.509	G6-3		G6-3		G6-3		F9			4	1	1	0	0	0	2											
3 Chad Tracy, L OBP: 0.296, SLG: 0.333	G4-3									4	0	1	1	0	2	2											
6 Brad Davis, R OBP: 0.302, SLG: 0.473						P4				4	0	1	0	0	0	1											
23 Andrew Miller, L ERA: 5.0 7 Hector Luna, R OBP: 0.295, SLG: 0.239 51 Jay Buentre, R ERA: 3.49 50 Jose Ceda, R ERA: 4.56 33 Scott Cousins, L OBP: 0.304, SLG: 0.355 34 Jorge Sosa, R ERA: 5.82 11 Mike Rivera, R	L3									1	0	0	0	0	0	1											
Inning Stats	R: 0 E: 0 K: 1 S: 13	H: 1 LOB: 2 BB: 1 P: 26	R: 0 E: 0 K: 0 S: 11	H: 1 LOB: 1 BB: 0 P: 17	R: 0 E: 0 K: 3 S: 12	H: 0 LOB: 1 BB: 1 P: 21	R: 0 E: 0 K: 2 S: 10	H: 0 LOB: 0 BB: 0 P: 15	R: 0 E: 0 K: 1 S: 6	H: 0 LOB: 0 BB: 0 P: 10	R: 1 E: 0 K: 1 S: 17	H: 3 LOB: 2 BB: 0 P: 25	R: 0 E: 0 K: 1 S: 10	H: 0 LOB: 0 BB: 0 P: 14	R: 3 E: 0 K: 1 S: 20	H: 3 LOB: 1 BB: 0 P: 31	R: 0 E: 0 K: 0 S: 7	H: 0 LOB: 1 BB: 1 P: 15	1B: 3 2B: 3 3B: 0 HR: 2	SF: 0 SAC: 0 DP: 0 HBP: 1	WP: 1 PB: 0 SB: 0 CS: 0	PA: 39					
PITCHER	IP	WLS	BF	H	R	ER	SO	BB	IBB	HBP	BLK	WP	HR	S	P	ERA	WHIP										
56 Joe Blanton, R ERA: 5.0	6.0	W	25	5	1	1	8	2	0	0	0	0	0	69	114	1.50	1.167										
52 Jose Contreras, R ERA: 3.49	1.0		3	0	0	0	1	0	0	0	0	0	0	10	14	0.00	0.000										
57 David Herndon, R ERA: 4.56	1.0		7	3	3	3	1	0	0	1	0	0	1	20	31	27.00	3.000										
55 Danys Baez, R ERA: 5.02	1.0		4	0	0	0	0	1	0	0	0	0	0	7	15	0.00	1.000										

Philadelphia Phillies @ Florida Marlins
Sun Life Stadium, Miami, FL
Mon Sep 13 2010, 7:11 PM - 10:08 PM EDT
Att: 20,616 - Partly Cloudy - 86 F

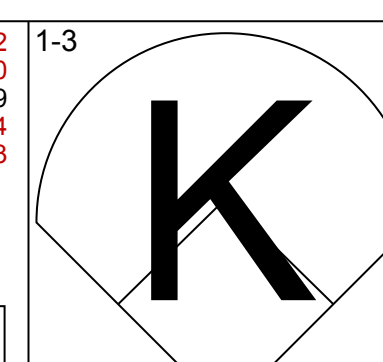
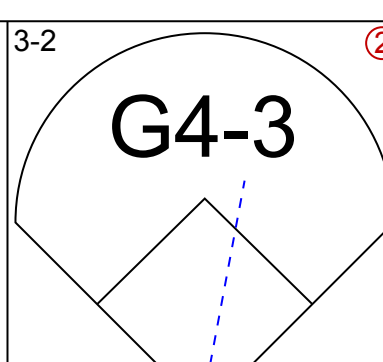
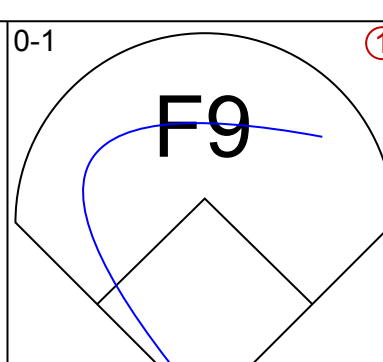
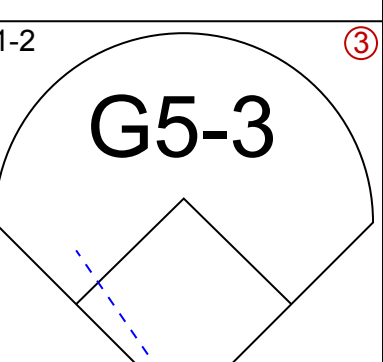
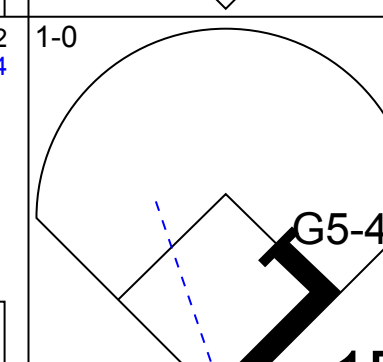
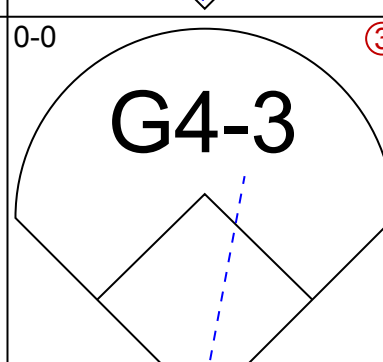
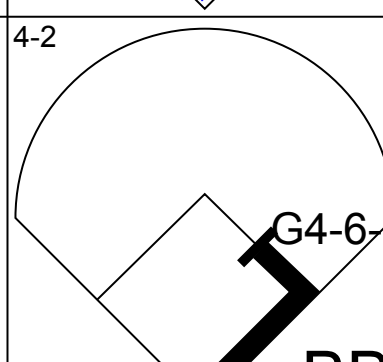
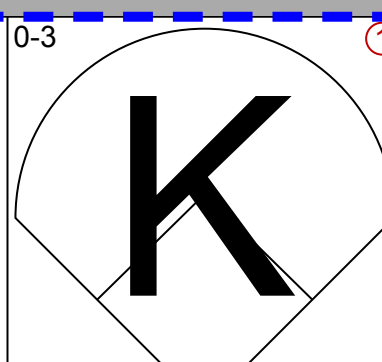
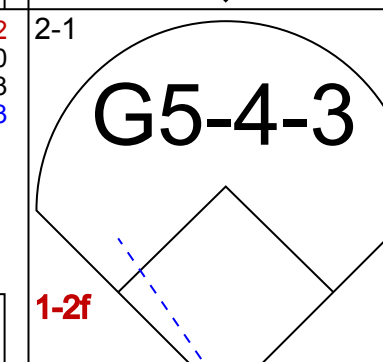
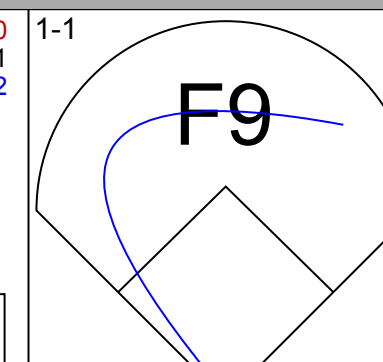
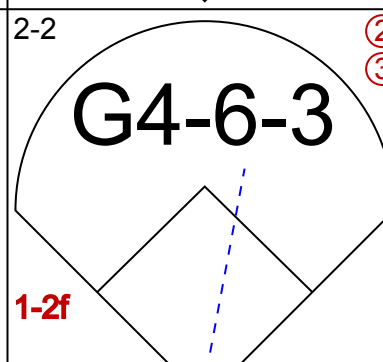
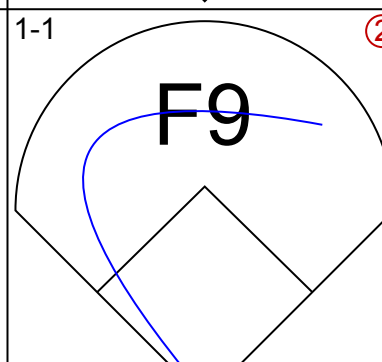
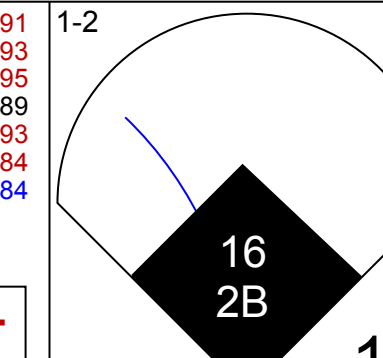
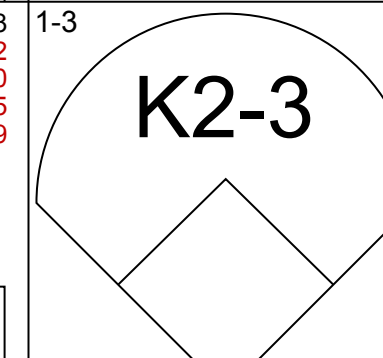
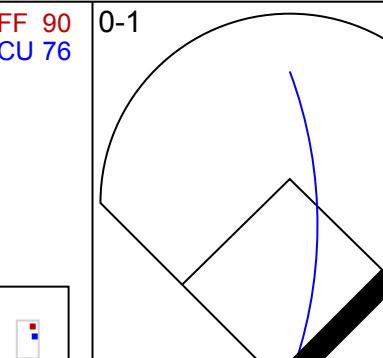
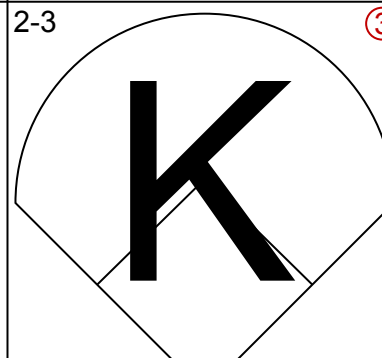
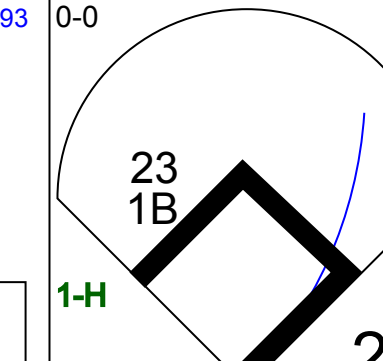
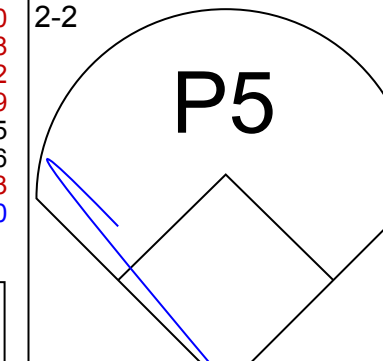
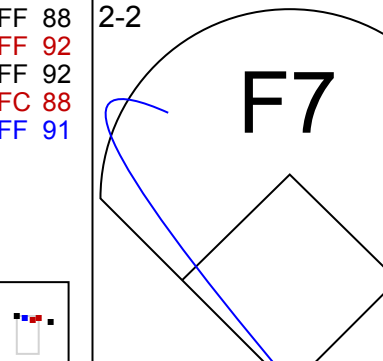
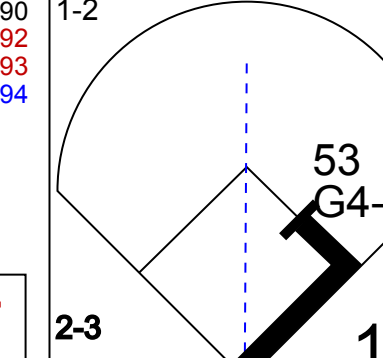
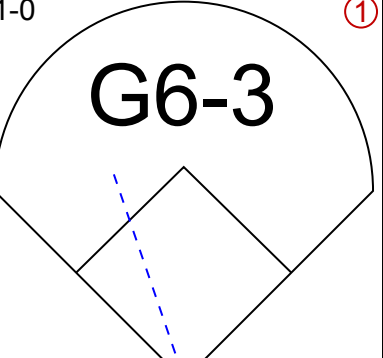
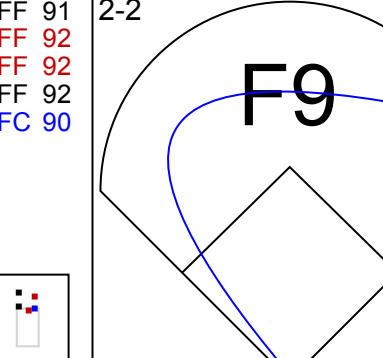
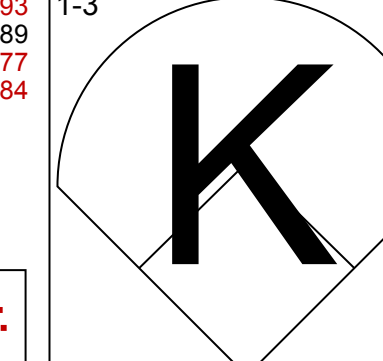
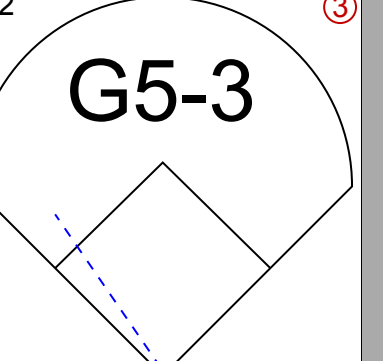
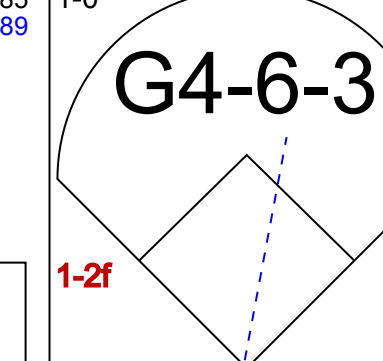
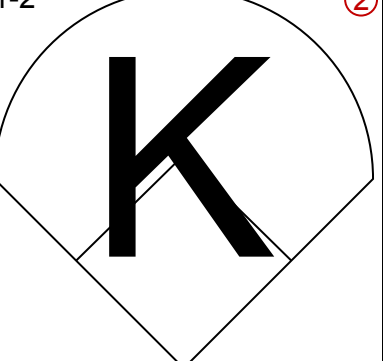
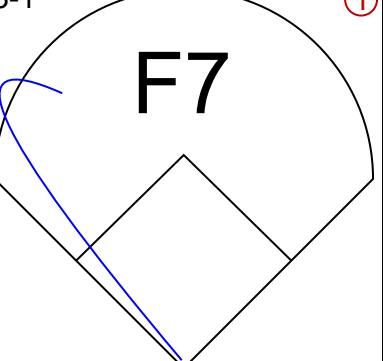

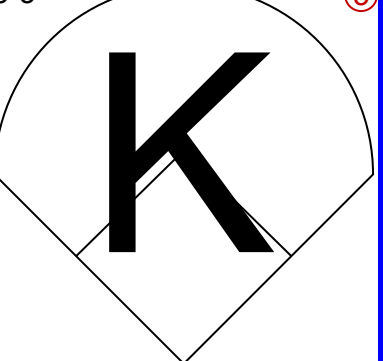
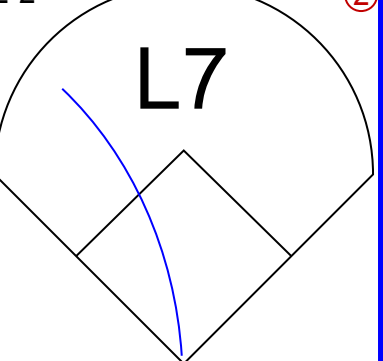
AB 35
R 4
H 8
RBI 4
BB 3
SO 10
LOB 14



Batter	1	2	3	4	5	6	7	8	9	AB	R	H	RBI	BB	SO	LOB	TOP							
8 Shane Victorino, S OBP: 0.330, SLG: 0.440											4	2	2	0	1	0	1							
27 Placido Polanco, R OBP: 0.341, SLG: 0.400											4	0	1	1	1	0	2							
26 Chase Utley, L OBP: 0.348, SLG: 0.448											3	0	0	0	2	0	5							
6 Ryan Howard, L OBP: 0.346, SLG: 0.516											2	0	0	0	3	1	1							
28 Jayson Werth, R OBP: 0.379, SLG: 0.507											4	0	0	1	1	2	6							
29 Raul Ibanez, L OBP: 0.345, SLG: 0.430											3	0	0	0	1	0	4							
51 Carlos Ruiz, R OBP: 0.398, SLG: 0.433											3	0	0	0	0	1	3							
21 Wilson Valdez, R OBP: 0.379, SLG: 0.351											3	0	1	0	1	1	1							
35 Cole Hamels, L OBP: 0.159, SLG: 0.190											2	0	1	0	0	0	0							
37 Chad Durbin, R OBP: 0.333, SLG: 0.496											0	0	0	0	0	0	0							
7 Ross Gload, L OBP: 0.333, SLG: 0.496											0	0	0	0	0	0	1							
46 Ryan Madson, L OBP: 0.333, SLG: 0.496											0	0	0	0	0	0	0							
54 Brad Lidge, R OBP: 0.333, SLG: 0.496											0	0	0	0	0	0	0							
Inning Stats	R: 1 E: 0 K: 0 S: 8	H: 2 LOB: 2 BB: 1 P: 17	R: 0 E: 0 K: 1 S: 13	H: 1 LOB: 1 BB: 0 P: 19	R: 0 E: 0 K: 0 S: 10	H: 0 LOB: 0 BB: 2 P: 22	R: 0 E: 0 K: 0 S: 5	H: 0 LOB: 0 BB: 0 P: 9	R: 1 E: 0 K: 1 S: 15	H: 1 LOB: 3 BB: 3 P: 33	R: 0 E: 0 K: 0 S: 10	H: 1 LOB: 2 BB: 1 P: 19	R: 0 E: 0 K: 2 S: 11	H: 0 LOB: 0 BB: 0 P: 16	R: 0 E: 0 K: 0 S: 5	H: 0 LOB: 0 BB: 1 P: 10	R: 0 E: 0 K: 1 S: 11	H: 0 LOB: 2 BB: 2 P: 25	1B: 3 2B: 2 3B: 0 HR: 0	SF: 0 SAC: 1 DP: 2 HBP: 1	WP: 0 PB: 0 SB: 3 CS: 0	PA: 41		
PITCHER	IP WLS BF H R ER SO BB IBB HBP BLK WP HR S P ERA WHIP	IP WLS BF H R ER SO BB IBB HBP BLK WP HR S P ERA WHIP	IP WLS BF H R ER SO BB IBB HBP BLK WP HR S P ERA WHIP	IP WLS BF H R ER SO BB IBB HBP BLK WP HR S P ERA WHIP	IP WLS BF H R ER SO BB IBB HBP BLK WP HR S P ERA WHIP	IP WLS BF H R ER SO BB IBB HBP BLK WP HR S P ERA WHIP	IP WLS BF H R ER SO BB IBB HBP BLK WP HR S P ERA WHIP	IP WLS BF H R ER SO BB IBB HBP BLK WP HR S P ERA WHIP	IP WLS BF H R ER SO BB IBB HBP BLK WP HR S P ERA WHIP	IP WLS BF H R ER SO BB IBB HBP BLK WP HR S P ERA WHIP	IP WLS BF H R ER SO BB IBB HBP BLK WP HR S P ERA WHIP	IP WLS BF H R ER SO BB IBB HBP BLK WP HR S P ERA WHIP	IP WLS BF H R ER SO BB IBB HBP BLK WP HR S P ERA WHIP	IP WLS BF H R ER SO BB IBB HBP BLK WP HR S P ERA WHIP	IP WLS BF H R ER SO BB IBB HBP BLK WP HR S P ERA WHIP	IP WLS BF H R ER SO BB IBB HBP BLK WP HR S P ERA WHIP	IP WLS BF H R ER SO BB IBB HBP BLK WP HR S P ERA WHIP	IP WLS BF H R ER SO BB IBB HBP BLK WP HR S P ERA WHIP	IP WLS BF H R ER SO BB IBB HBP BLK WP HR S P ERA WHIP	IP WLS BF H R ER SO BB IBB HBP BLK WP HR S P ERA WHIP	IP WLS BF H R ER SO BB IBB HBP BLK WP HR S P ERA WHIP	IP WLS BF H R ER SO BB IBB HBP BLK WP HR S P ERA WHIP	IP WLS BF H R ER SO BB IBB HBP BLK WP HR S P ERA WHIP	
60 Adalberto Mendez, R ERA: 1.74	4.1	L	22	4	2	2	1	5	0	1	0	0	0	42	85	4.15	2.077							
31 Burke Badenhop, R ERA: 3.75	1.2		8	1	0	0	1	1	1	0	0	0	0	19	34	0.00	1.200							
43 Jose Veras, R ERA: 2.81	1.0		3	0	0	0	2	0	0	0	0	0	0	11	16	0.00	0.000							
46 Juan Carlos Oviedo, R ERA: 3.75	1.0		3	0	0	0	0	1	0	0	0	0	0	5	10	0.00	1.000							
32 Clay Henstley, R ERA: 2.38	1.0		5	0	0	0	1	1	1	0	0	0	0	11	25	0.00	1.000							
Batter	1	2	3	4	5	6	7	8	9	AB	R	H	RBI	BB	SO	LOB	BOTTOM							
1 Emilio Bonifacio, S OBP: 0.349, SLG: 0.396											5	0	1	0	0	1	1							
20 Logan Morrison, L OBP: 0.417, SLG: 0.477											4	1	1	0	1	0	1							
2 Hanley Ramirez, R OBP: 0.380, SLG: 0.479											4	0	1	0	0	1	2							
6 Dan Uggla, R OBP: 0.366, SLG: 0.507											3	0	2	1	1	0	1							
15 Gaby Sanchez, R OBP: 0.346, SLG: 0.459											3	0	0	0	0	1	3							
27 Giancarlo Stanton, R OBP: 0.313, SLG: 0.522											4	0	0	0	0	4	5							
18 Wes Helms, R OBP: 0.311, SLG: 0.363											2	0	0	0	0	2	0							
3 Chad Tracy, L OBP: 0.302, SLG: 0.333											0	0	0	0	1	0	0							
6 Brad Davis, R OBP: 0.284, SLG: 0.441											4	0	0	0	0	3	3							
60 Adalberto Mendez, R ERA: 1.74	6.2	W	29	5	1	1	10	2	0	2	0	0	0	78	127	1.35	1.050							
37 Chad Durbin, R ERA: 3.0	0.1	H	1	0	0	0	0	0	0	0	0	0	0	3	6	0.00	0.000							
46 Ryan Madson, R ERA: 2.53	1.0	H	5	1	0	0	1	1	0	0	0	0	0	13	23	0.00	2.000							
54 Brad Lidge, R ERA: 3.29	1.0	S	3	0	0	0	0	0	0	0	0	0	0	9	16	0.00	0.000							
PITCHER	IP WLS BF H R ER SO BB IBB HBP BLK WP HR S P ERA WHIP	IP WLS BF H R ER SO BB IBB HBP BLK WP HR S P ERA WHIP	IP WLS BF H R ER SO BB IBB HBP BLK WP HR S P ERA WHIP	IP WLS BF H R ER SO BB IBB HBP BLK WP HR S P ERA WHIP	IP WLS BF H R ER SO BB IBB HBP BLK WP HR S P ERA WHIP	IP WLS BF H R ER SO BB IBB HBP BLK WP HR S P ERA WHIP	IP WLS BF H R ER SO BB IBB HBP BLK WP HR S P ERA WHIP	IP WLS BF H R ER SO BB IBB HBP BLK WP HR S P ERA WHIP	IP WLS BF H R ER SO BB IBB HBP BLK WP HR S P ERA WHIP	IP WLS BF H R ER SO BB IBB HBP BLK WP HR S P ERA WHIP	IP WLS BF H R ER SO BB IBB HBP BLK WP HR S P ERA WHIP	IP WLS BF H R ER SO BB IBB HBP BLK WP HR S P ERA WHIP	IP WLS BF H R ER SO BB IBB HBP BLK WP HR S P ERA WHIP	IP WLS BF H R ER SO BB IBB HBP BLK WP HR S P ERA WHIP	IP WLS BF H R ER SO BB IBB HBP BLK WP HR S P ERA WHIP	IP WLS BF H R ER SO BB IBB HBP BLK WP HR S P ERA WHIP	IP WLS BF H R ER SO BB IBB HBP BLK WP HR S P ERA WHIP	IP WLS BF H R ER SO BB IBB HBP BLK WP HR S P ERA WHIP	IP WLS BF H R ER SO BB IBB HBP BLK WP HR S P ERA WHIP	IP WLS BF H R ER SO BB IBB HBP BLK WP HR S P ERA WHIP	IP WLS BF H R ER SO BB IBB HBP BLK WP HR S P ERA WHIP	IP WLS BF H R ER SO BB IBB HBP BLK WP HR S P ERA WHIP	IP WLS BF H R ER SO BB IBB HBP BLK WP HR S P ERA WHIP	IP WLS BF H R ER SO BB IBB HBP BLK WP HR S P ERA WHIP
35 Cole Hamels, L ERA: 3.01	6.2	W	29	5	1	1	10	2	0	2	0	0	0	78	127	1.35	1.050							
37 Chad Durbin, R ERA: 3.0	0.1	H	1	0	0	0	0	0	0	0	0	0	0	3	6	0.00	0.000							
46 Ryan Madson, R ERA: 2.53	1.0	H	5	1	0	0	1	1	0	0	0	0	0	13	23	0.00	2.000							
54 Brad Lidge, R ERA: 3.29	1.0	S	3	0	0	0	0	0	0	0	0	0	0	9	16	0.00	0.000							
PITCHER	IP WLS BF H R ER SO BB IBB HBP BLK WP HR S P ERA WHIP	IP WLS BF H R ER SO BB IBB HBP BLK WP HR S P ERA WHIP	IP WLS BF H R ER SO BB IBB HBP BLK WP HR S P ERA WHIP	IP WLS BF H R ER SO BB IBB HBP BLK WP HR S P ERA WHIP	IP WLS BF H R ER SO BB IBB HBP BLK WP HR S P ERA WHIP	IP WLS BF H R ER SO BB IBB HBP BLK WP HR S P ERA WHIP	IP WLS BF H R ER SO BB IBB HBP BLK WP HR S P ERA WHIP	IP WLS BF H R ER SO BB IBB HBP BLK WP HR S P ERA WHIP	IP WLS BF H R ER SO BB IBB HBP BLK WP HR S P ERA WHIP	IP WLS BF H R ER SO BB IBB HBP BLK WP HR S P ERA WHIP	IP WLS BF H R ER SO BB IBB HBP BLK WP HR S P ERA WHIP	IP WLS BF H R ER SO BB IBB HBP BLK WP HR S P ERA WHIP	IP WLS BF H R ER SO BB IBB HBP BLK WP HR S P ERA WHIP	IP WLS BF H R ER SO BB IBB HBP BLK WP HR S P ERA WHIP	IP WLS BF H R ER SO BB IBB HBP BLK WP HR S P ERA WHIP	IP WLS BF H R ER SO BB IBB HBP BLK WP HR S P ERA WHIP	IP WLS BF H R ER SO BB IBB HBP BLK WP HR S P ERA WHIP	IP WLS BF H R ER SO BB IBB HBP BLK WP HR S P ERA WHIP	IP WLS BF H R ER SO BB IBB HBP BLK WP HR S P ERA WHIP	IP WLS BF H R ER SO BB IBB HBP BLK WP HR S P ERA WHIP	IP WLS BF H R ER SO BB IBB HBP BLK WP HR S P ERA WHIP	IP WLS BF H R ER SO BB IBB HBP BLK WP HR S P ERA WHIP	IP WLS BF H R ER SO BB IBB HBP BLK WP HR S P ERA WHIP	IP WLS BF H R ER SO BB IBB HBP BLK WP HR S P ERA WHIP

Philadelphia Phillies @ Florida Marlins
Sun Life Stadium, Miami, FL
Tue Sep 14 2010, 7:31 PM - 10:33 PM EDT
Att: 18,234 - Partly Cloudy - 78 F

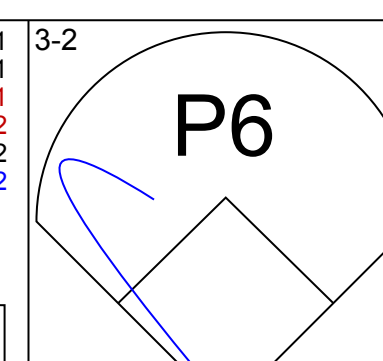
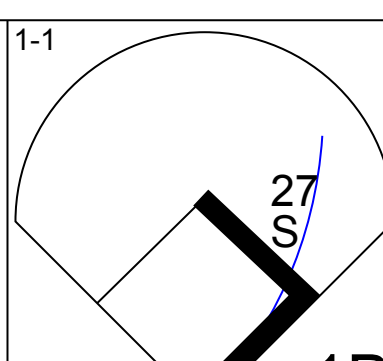
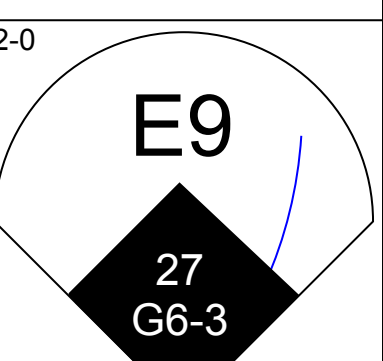
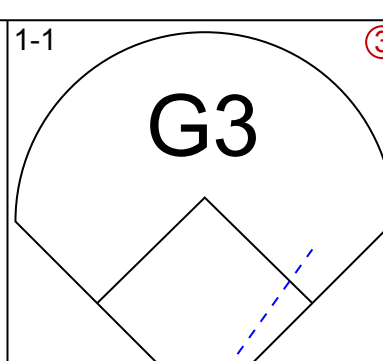
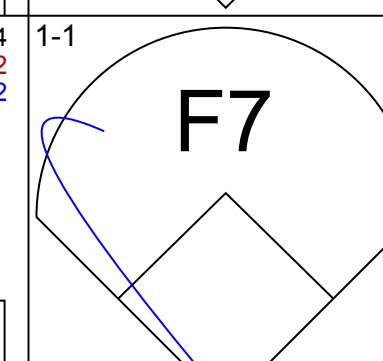
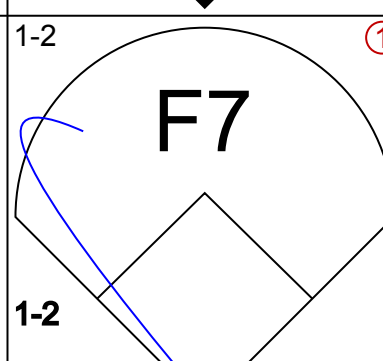
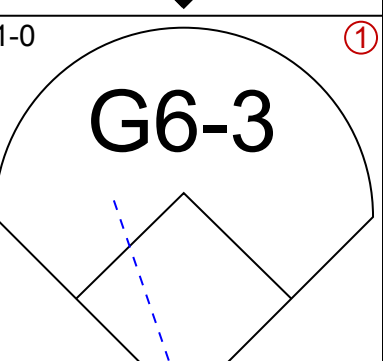
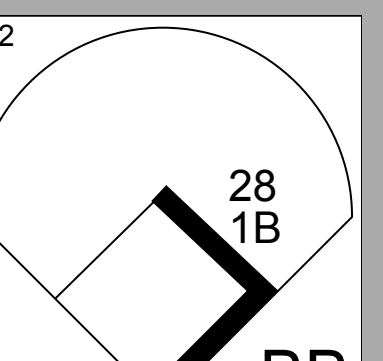
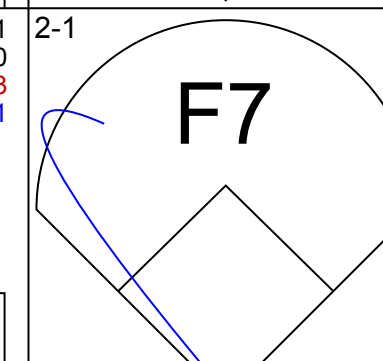
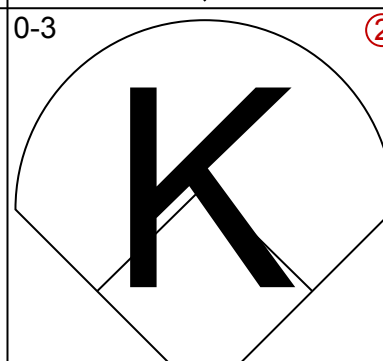
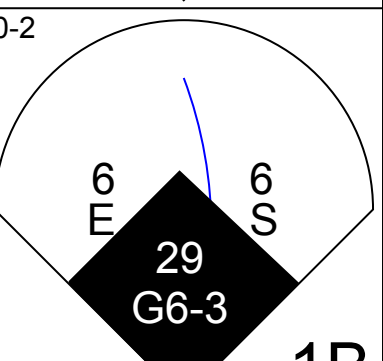
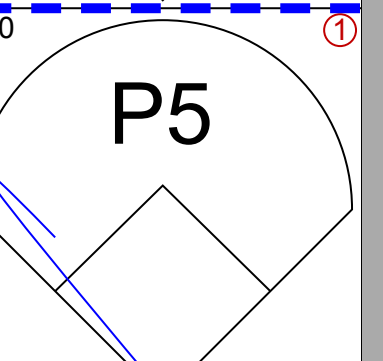
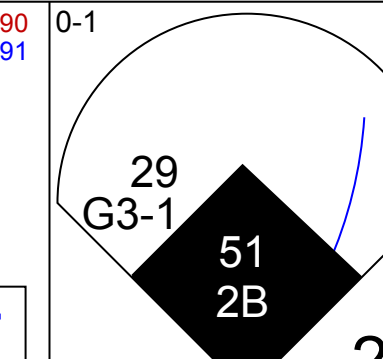
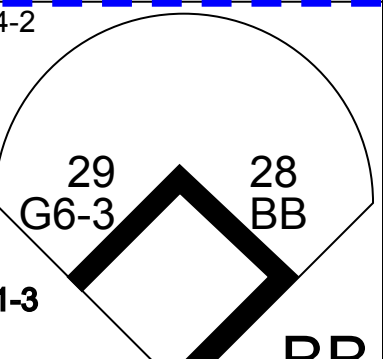



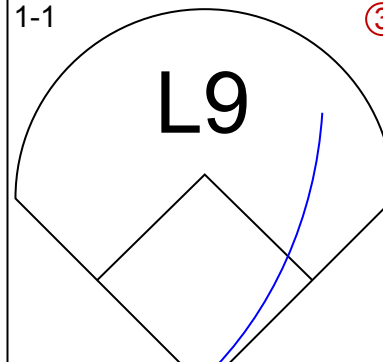
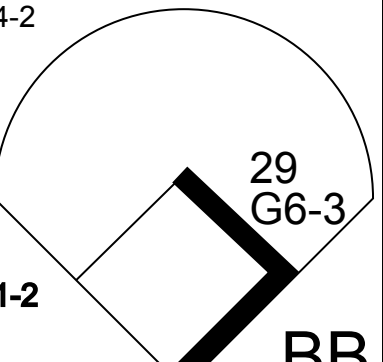
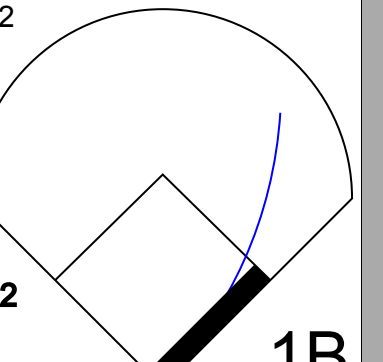

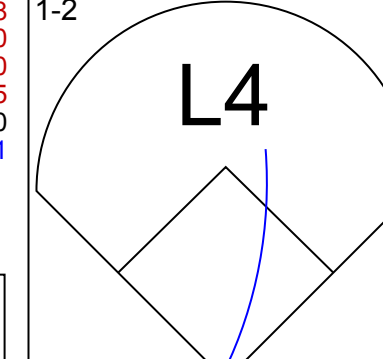
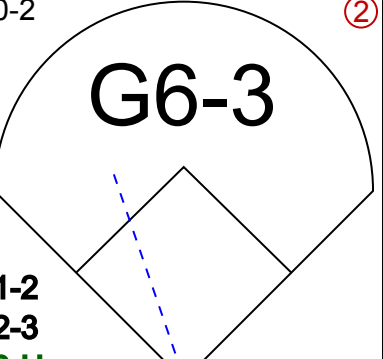

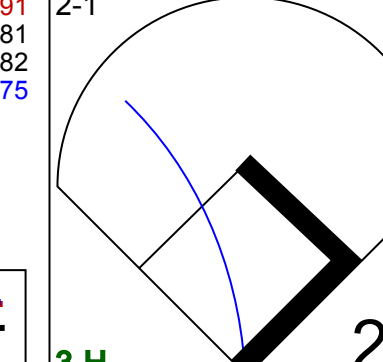
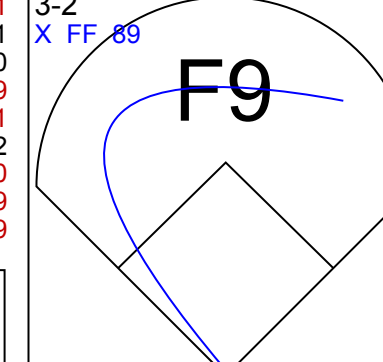
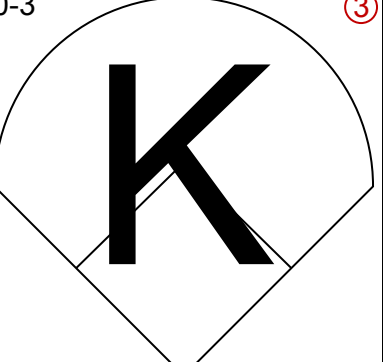
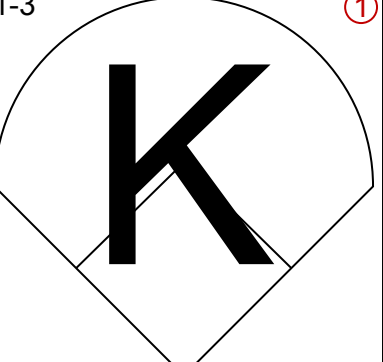
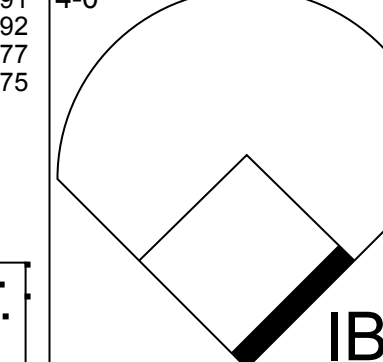
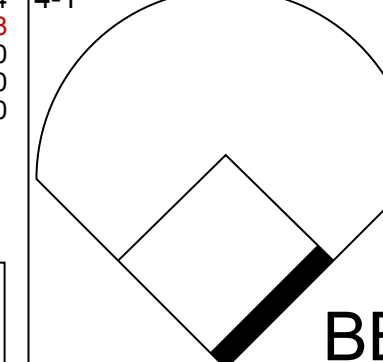
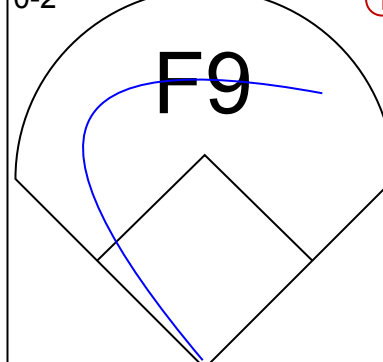
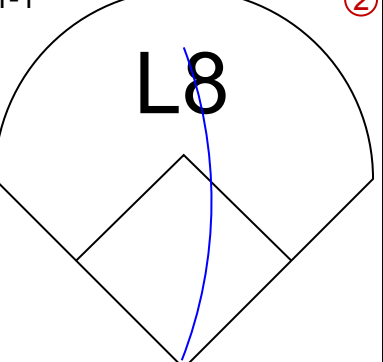

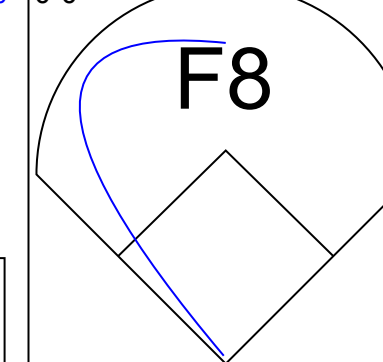
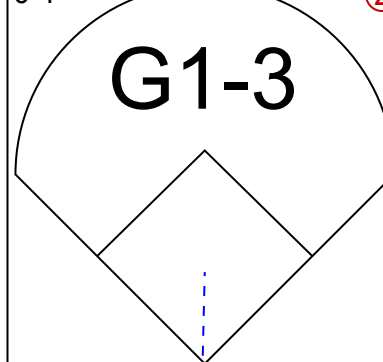
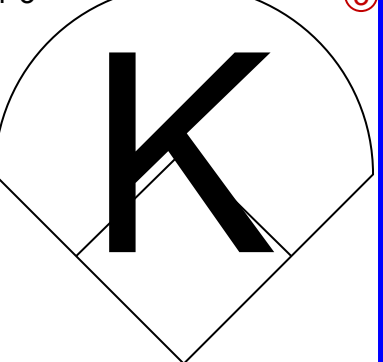
AB 29
R 2
H 5
RBI 2
BB 10
SO 5

Batter	1	2	3	4	5	6	7	8	9	AB	R	H	RBI	BB	SO	LOB	TOP						
4 Omar Infante, R OBP: 0.371, SLG: 0.428										4	0	0	0	0	1	0							
22 Jason Heyward, L OBP: 0.402, SLG: 0.477										3	0	1	0	1	1	0							
Martin Prado, R OBP: 0.349, SLG: 0.463										4	0	0	0	0	0	2							
27 Derrek Lee, R OBP: 0.341, SLG: 0.418										4	1	2	0	0	2	0							
16 Brian McCann, L OBP: 0.379, SLG: 0.464										3	0	1	1	0	0	1							
23 Matt Diaz, R OBP: 0.291, SLG: 0.443										3	0	1	0	0	0	1							
2 Alex Gonzalez, R OBP: 0.307, SLG: 0.466										3	0	1	0	0	1	3							
53 Melky Cabrera, S OBP: 0.317, SLG: 0.355										3	0	0	0	0	1	3							
37 Brandon Beachy, R 34 Eric O'Flaherty, L 58 Peter Moylan, R 38 Mike Dunn, L 25 Troy Claus, R 43 Kyle Farnsworth, R										2	0	0	0	0	0	2							
Inning Stats	R: 0 E: 0 K: 1 S: 7	H: 1 LOB: 0 BB: 0 P: 11	R: 1 E: 0 K: 1 S: 14	H: 3 LOB: 1 BB: 0 P: 18	R: 0 E: 0 K: 1 S: 7	H: 0 LOB: 0 BB: 0 P: 11	R: 0 E: 0 K: 1 S: 12	H: 0 LOB: 0 BB: 0 P: 16	R: 0 E: 0 K: 0 S: 10	H: 1 LOB: 1 BB: 0 P: 14	R: 0 E: 0 K: 0 S: 10	H: 0 LOB: 0 BB: 0 P: 16	R: 0 E: 0 K: 0 S: 12	H: 1 LOB: 1 BB: 0 P: 17	R: 0 E: 0 K: 0 S: 8	H: 0 LOB: 0 BB: 0 P: 14	R: 0 E: 0 K: 2 S: 8	H: 0 LOB: 0 BB: 0 P: 11	1B: 4 2B: 2 3B: 0 HR: 0	SF: 0 SAC: 0 DP: 3 HBP: 0	WP: 0 PB: 0 SB: 0 CS: 0	PA: 31	
PITCHER	IP WLS BF H R ER SO BB IBB HBP BLK WP HR S P ERA WHIP	8.0 W 28 6 1 1 6 1 0 0 0 0 0 0 79 117 1.12 0.875	1.0 S 3 0 0 0 2 0 0 0 0 0 0 0 8 11 0.00 0.000																				

Atlanta Braves @ Philadelphia Phillies
Citizens Bank Park, Philadelphia, PA
Mon Sep 20 2010, 7:08 PM - 9:51 PM EDT
Att: 45,256 - Clear - 73 F

AB 30
R 1
H 6
RBI 1
BB 1
SO 8
LOB 11



Batter	1	2	3	4	5	6	7	8	9	AB	R	H	RBI	BB	SO	LOB	BOTTOM						
8 Shane Victorino, S OBP: 0.332, SLG: 0.438										4	1	1	0	0	0	0							
27 Placido Polanco, R OBP: 0.337, SLG: 0.390										3	0	0	1	1	0	1							
26 Chase Utley, L OBP: 0.388, SLG: 0.452										4	1	1	0	0	1	2							
6 Ryan Howard, L OBP: 0.355, SLG: 0.519										2	1	1	0	2	1	1							
28 Jayson Werth, R OBP: 0.382, SLG: 0.520										3	0	1	0	1	0	3							
29 Raul Ibanez, L OBP: 0.351, SLG: 0.440										4	0	0	1	0	0	5							
51 Carlos Ruiz, R OBP: 0.399, SLG: 0.443										4	0	1	1	0	2	2							
21 Wilson Valdez, R OBP: 0.296, SLG: 0.358										2	0	0	0	2	0	0							
35 Cole Hamels, L 7 Ross Gload, L 54 Brad Lidge, R										3	0	0	0	0	0	3							
Inning Stats	R: 0 E: 0 K: 0 S: 7	H: 0 LOB: 0 BB: 0 P: 13	R: 1 E: 0 K: 0 S: 11	H: 2 LOB: 2 BB: 1 P: 21	R: 0 E: 0 K: 1 S: 11	H: 1 LOB: 2 BB: 1 P: 18	R: 0 E: 0 K: 0 S: 14	H: 0 LOB: 1 BB: 1 P: 22	R: 2 E: 0 K: 1 S: 16	H: 1 LOB: 2 BB: 2 P: 27	R: 0 E: 0 K: 0 S: 7	H: 0 LOB: 0 BB: 0 P: 8	R: 0 E: 0 K: 1 S: 12	H: 1 LOB: 2 BB: 1 P: 19	R: 0 E: 0 K: 2 S: 9	H: 0 LOB: 0 BB: 0 P: 12	R: 0 E: 0 K: 2 S: 9	H: 0 LOB: 0 BB: 0 P: 11	1B: 3 2B: 2 3B: 0 HR: 0	SF: 0 SAC: 0 DP: 0 HBP: 0	WP: 0 PB: 0 SB: 0 CS: 0	PA: 36	
PITCHER	IP WLS BF H R ER SO BB IBB HBP BLK WP HR S P ERA WHIP	4.1 L 21 4 3 1 2 1 2 0 0 0 0 0 48 82 2.08 1.154	0.1 3 0 0 0 0 2 0 0 0 0 0 0 0 8 16 0.00 6.000	1.1 5 0 0 0 1 1 0 0 0 0 0 0 13 18 0.00 0.750	1.0 4 1 0 0 1 0 0 0 0 0 0 0 9 12 0.00 1.000	1.0 3 0 0 0 2 0 0 0 0 0 0 0 9 12 0.00 0.000																	

Atlanta Braves @ Philadelphia Phillies
Citizens Bank Park, Philadelphia, PA
Mon Sep 20 2010, 7:08 PM - 9:51 PM EDT
Att: 45,256 - Clear - 73 F

AB 30
R 3
H 5
RBI 3
BB 6
SO 5
LOB 17

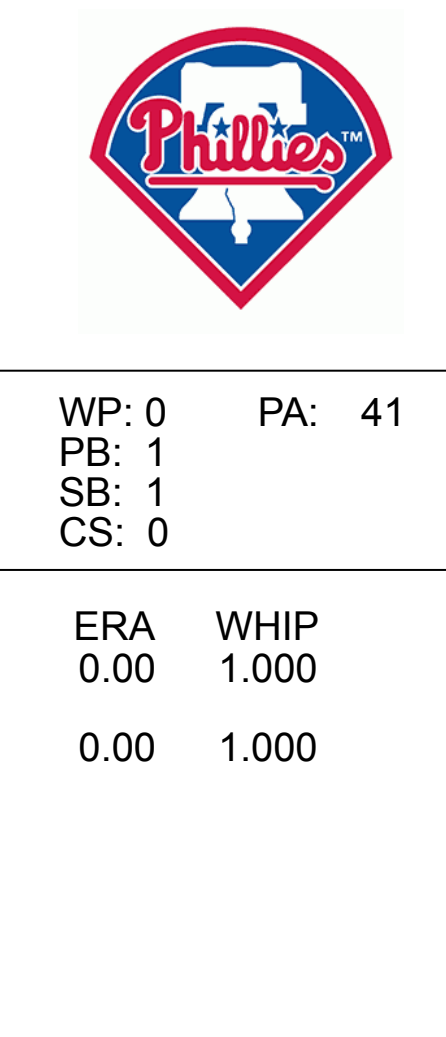


Batter	1	2	3	4	5	6	7	8	9	AB	R	H	RBI	BB	SO	LOB	TOP				
4 Omar Infante, R OBP: 0.370, SLG: 0.427	G6-3		F9		F9		K			4	0	1	0	0	1	1	Atlanta Braves @ Philadelphia Phillies Citizens Bank Park, Philadelphia, PA Tue Sep 21 2010, 7:07 PM - 10:07 PM EDT Att: 45,264 - Clear - 72 F				
22 Jason Heyward, L OBP: 0.401, SLG: 0.475	G3		F9		K			G4-6-3 1B		4	0	1	0	0	1	2					
Martin Prado, R OBP: 0.350, SLG: 0.462	G5-3			BB		16 2B 27 SF8-5 1B		K		3	1	1	0	1	1	1					
16 Brian McCann, L OBP: 0.378, SLG: 0.464	P3		F8		27 SF8-5 2B		G4-6-3			4	0	1	0	0	0	2					
27 Derrek Lee, R OBP: 0.342, SLG: 0.419	FC6-4 1B		L9		23 3H 2B		SF8-5			3	0	2	1	0	0	1					
13 Nate McLouth, L OBP: 0.291, SLG: 0.329	K		G4-3		G1-3					4	0	0	0	0	2	3					
2 Alex Gonzalez, R OBP: 0.306, SLG: 0.466	FC6-4						L7			4	1	1	0	0	0	2					
28 Rick Ankiel, L OBP: 0.313, SLG: 0.383			56 G4-6-3 BB		20 FC4-6 2B		F9			3	0	1	0	1	0	1					
56 Mike Minor, R 50 Christian Martinez, R 20 Eric Strickland, L 43 Kyle Farnsworth, R 38 Mike Dunn, L 38 Peter Moylan, R 6 Freddie Freeman, L 46 Craig Kimbrel, R 28 Jonny Venters, L	G4-6-3		G4-6-3		FC4-6		HR			1	0	0	0	0	0	1					
Inning Stats	R: 0 E: 0 K: 0 S: 5	H: 0 LOB: 0 BB: 0 P: 6	R: 0 E: 0 K: 1 S: 15	H: 1 LOB: 1 BB: 0 P: 18	R: 0 E: 0 K: 0 S: 7	H: 1 LOB: 1 BB: 1 P: 13	R: 0 E: 0 K: 0 S: 11	H: 0 LOB: 0 BB: 0 P: 22	R: 1 E: 0 K: 1 S: 12	H: 2 LOB: 1 BB: 0 P: 20	R: 1 E: 0 K: 1 S: 8	H: 1 LOB: 0 BB: 0 P: 13	R: 0 E: 0 K: 1 S: 8	H: 1 LOB: 1 BB: 0 P: 12	R: 0 E: 0 K: 1 S: 11	H: 1 LOB: 1 BB: 0 P: 17		1B: 6 2B: 3 3B: 0 HR: 1	SF: 1 SAC: 0 DP: 3 HBP: 0	WP: 0 PB: 0 SB: 0 CS: 0	PA: 35
PITCHER	IP	WLS	BF	H	R	ER	SO	BB	IBB	HBP	BLK	WP	HR	S	P	ERA	WHIP				
34 Roy Halladay, R ERA: 2.53	7.0	W	28	7	3	3	3	2	0	0	0	0	1	64	103	3.86	1.286				
46 Ryan Madson, R ERA: 2.37	1.0	H	3	1	0	0	1	0	0	0	0	0	0	8	12	0.00	1.000				
54 Brad Lidge, R ERA: 3.24	1.0	S	4	1	0	0	1	0	0	0	0	0	0	11	17	0.00	1.000				

Batter	1	2	3	4	5	6	7	8	9	AB	R	H	RBI	BB	SO	LOB	BOTTOM				
8 Shane Victorino, S OBP: 0.329, SLG: 0.434	P4	FC6-4	K		G4-3		L4-6			5	0	0	0	0	1	7	Atlanta Braves @ Philadelphia Phillies Citizens Bank Park, Philadelphia, PA Tue Sep 21 2010, 7:07 PM - 10:07 PM EDT Att: 45,264 - Clear - 72 F				
27 Placido Polanco, R OBP: 0.389, SLG: 0.391	L8		26 1B 28 HR BB		28 BB 1B		G4-3			4	1	2	0	1	0	0					
26 Chase Utley, L OBP: 0.356, SLG: 0.516	6 1B		28 HR 1B		F7		K			5	1	2	0	0	2	2					
6 Ryan Howard, L OBP: 0.356, SLG: 0.516	1B		L9		K		28 1B 29 2B BB			4	1	1	0	1	2	4					
28 Jayson Werth, R OBP: 0.384, SLG: 0.525	P5		1H 2H HR		BB		29 2B 1B			4	2	2	3	1	0	3					
29 Raul Ibanez, L OBP: 0.352, SLG: 0.444	G4-3		21 E 2B		G4-3		1H 2B			4	0	2	2	0	0	2					
51 Carlos Ruiz, R OBP: 0.397, SLG: 0.440	F7		21 E IBB		F8		G4-3			3	0	0	0	1	0	1					
21 Wilson Valdez, R OBP: 0.298, SLG: 0.360	8 S 34 1B		FC5		E1		8 L4-6 7 PB 1B			4	0	2	0	0	0	2					
34 Roy Halladay, R OBP: 0.157, SLG: 0.148			K		K		K			3	0	1	0	0	2	4					
7 Ross Gload, L OBP: 0.328, SLG: 0.492			FC6-4		K		K			1	0	0	0	0	1	1					
46 Ryan Madson, L ERA: 3.55			1B							0	0	0	0	0	0	0					
54 Brad Lidge, R ERA: 3.05			1B							0	0	0	0	0	0	0					
Inning Stats	R: 0 E: 0 K: 0 S: 13	H: 2 LOB: 2 BB: 0 P: 22	R: 0 E: 0 K: 0 S: 13	H: 2 LOB: 0 BB: 0 P: 20	R: 3 E: 1 K: 2 S: 24	H: 3 LOB: 3 BB: 2 P: 44	R: 0 E: 0 K: 1 S: 10	H: 1 LOB: 2 BB: 1 P: 18	R: 0 E: 0 K: 1 S: 9	H: 0 LOB: 1 BB: 0 P: 11	R: 2 E: 0 K: 1 S: 16	H: 2 LOB: 1 BB: 1 P: 24	R: 0 E: 0 K: 1 S: 8	H: 1 LOB: 0 BB: 0 P: 10	R: 0 E: 0 K: 2 S: 10	H: 1 LOB: 1 BB: 0 P: 17	1B: 9 2B: 3 3B: 0 HR: 1	SF: 0 SAC: 0 DP: 1 HBP: 0	WP: 0 PB: 1 SB: 1 CS: 0	PA: 41	
PITCHER	IP	WLS	BF	H	R	ER	SO	BB	IBB	HBP	BLK	WP	HR	S	P	ERA	WHIP				
56 Mike Minor, L ERA: 6.18	2.1	L	15	7	3	3	0	1	0	0	0	0	1	42	73	11.57	3.429				
50 Christian Martinez, R ERA: 3.55	1.2		9	1	0	0	3	1	1	0	0	0	0	18	31	0.00	1.200				
43 Kyle Farnsworth, R ERA: 3.06	1.0		4	0	0	0	1	0	0	0	0	0	0	9	11	0.00	0.000				
38 Mike Dunn, L ERA: 1.13	0.2		5	2	2	2	1	1	0	0	0	0	0	14	22	27.00	4.500				
56 Peter Moylan, R ERA: 3.03	0.1		1	0	0	0	0	0	0	0	0	0	0	2	2	0.00	0.000				
PITCHER	IP	WLS	BF	H	R	ER	SO	BB	IBB	HBP	BLK	WP	HR	S	P	ERA	WHIP				
46 Craig Kimbrel, R ERA: 0.99	7.1		3	1	0	0	1	0	0	0	0	0	0	8	10	0.00	1.000				
39 Jonny Venters, L ERA: 1.74	1.0		4	1	0	0	2	0	0	0	0	0	0	10	17	0.00	1.000				

AB 32
R 3
H 9
RBI 3
BB 2
SO 5
LOB 15

AB 37
R 5
H 12
RBI 5
BB 4
SO 8
LOB 26



Batter	1	2	3	4	5	6	7	8	9	AB	R	H	RBI	BB	SO	LOB	TOP					
4 Omar Infante, R OBP: 0.367, SLG: 0.423	L4			G6-3		B1-3			F8	4	0	0	0	0	0	0						
22 Jason Heyward, L OBP: 0.400, SLG: 0.472	G3-1			P5						3	0	0	0	1	1	0						
Martin Prado, R OBP: 0.350, SLG: 0.462	G1-3			G6-3					F9	4	0	1	0	0	0	1						
16 Brian McCann, L OBP: 0.378, SLG: 0.462		K		G3						2	0	0	0	1	1	1						
27 Derrek Lee, R OBP: 0.341, SLG: 0.417		K								3	0	0	0	0	2	1						
13 Nate McLouth, L OBP: 0.288, SLG: 0.325	G3-1									3	0	0	0	0	0	0						
2 Alex Gonzalez, R OBP: 0.305, SLG: 0.464										3	0	0	0	0	1	0						
28 Rick Ankiel, L OBP: 0.309, SLG: 0.378										3	0	0	0	0	2	0						
48 Tommy Hanson, R OBP: 0.131, SLG: 0.103										2	0	0	0	0	1	0						
58 Peter Moylan, R										0	0	0	0	0	0	0						
46 Craig Kimbrel, R										0	0	0	0	0	0	0						
39 Jonny Venters, L										0	0	0	0	0	0	0						
5 Freddie Freeman, L										1	0	0	0	0	0	0						
Inning Stats	R: 0 E: 0 K: 0 S: 10	H: 0 LOB: 0 BB: 0 P: 13	R: 0 E: 0 K: 2 S: 13	H: 0 LOB: 0 BB: 0 P: 17	R: 0 E: 0 K: 2 S: 10	H: 0 LOB: 0 BB: 0 P: 14	R: 0 E: 0 K: 0 S: 10	H: 1 LOB: 1 BB: 0 P: 16	R: 0 E: 0 K: 2 S: 6	H: 0 LOB: 0 BB: 0 P: 9	R: 0 E: 0 K: 2 S: 8	H: 0 LOB: 1 BB: 0 P: 8	R: 0 E: 0 K: 2 S: 12	H: 0 LOB: 1 BB: 1 P: 22	R: 0 E: 0 K: 0 S: 7	H: 0 LOB: 0 BB: 0 P: 11	R: 0 E: 0 K: 0 S: 9	H: 0 LOB: 1 BB: 1 P: 19	1B: 0 2B: 1 3B: 0 HR: 0	SF: 0 SAC: 0 DP: 0 HBP: 0	WP: 0 PB: 0 SB: 1 CS: 0	PA: 30
PITCHER	IP	WLS	BF	H	R	ER	SO	BB	IBB	HBP	BLK	WP	HR	S	P	ERA	WHIP					
44 Roy Oswalt, R ERA: 2.8	7.0		23	1	0	0	8	1	0	0	0	0	0	69	99	0.00	0.286					
46 Ryan Madson, R ERA: 2.32	1.0	W	3	0	0	0	0	0	0	0	0	0	0	7	11	0.00	0.000					
54 Brad Lidge, R ERA: 3.16	1.0	S	4	0	0	0	0	1	0	0	0	0	0	9	19	0.00	1.000					

Atlanta Braves @ Philadelphia Phillies
Citizens Bank Park, Philadelphia, PA
Wed Sep 22 2010, 7:08 PM - 9:54 PM EDT
Att: 45,310 - Drizzlie - 86 F

AB 28
R 0
H 1
RBI 0
BB 2
SO 8
LOB 3



Batter	1	2	3	4	5	6	7	8	9	AB	R	H	RBI	BB	SO	LOB	BOTTOM					
8 Shane Victorino, S OBP: 0.328, SLG: 0.432	G6-3		G3-1							3	0	0	0	1	1	2						
27 Placido Polanco, R OBP: 0.337, SLG: 0.388	G5-3			P3		G4-3				4	0	0	0	0	0	2						
26 Chase Utley, L OBP: 0.392, SLG: 0.452	G4-3									2	0	1	0	0	0	0						
6 Ryan Howard, L OBP: 0.353, SLG: 0.512		K		F7						4	0	0	0	0	2	3						
28 Jayson Werth, R OBP: 0.386, SLG: 0.524				K2-3						1	1	0	0	3	1	1						
29 Raul Ibanez, L OBP: 0.352, SLG: 0.445										4	0	1	1	0	0	3						
51 Carlos Ruiz, R OBP: 0.400, SLG: 0.444										4	0	1	1	0	0	3						
21 Wilson Valdez, R OBP: 0.299, SLG: 0.358				L5						2	0	0	0	1	0	2						
44 Roy Oswalt, R ERA: 3.51										1	0	0	0	0	0	0						
19 Greg Dobbs, L OBP: 0.247, SLG: 0.333										1	0	0	0	0	1	1						
46 Ryan Madson, L										0	0	0	0	0	0	0						
54 Brad Lidge, R										0	0	0	0	0	0	0						
Inning Stats	R: 0 E: 0 K: 0 S: 4	H: 0 LOB: 0 BB: 0 P: 6	R: 0 E: 0 K: 1 S: 12	H: 0 LOB: 1 BB: 1 P: 19	R: 0 E: 0 K: 0 S: 7	H: 0 LOB: 0 BB: 0 P: 10	R: 0 E: 0 K: 1 S: 9	H: 0 LOB: 1 BB: 0 P: 16	R: 0 E: 0 K: 1 S: 16	H: 1 LOB: 2 BB: 1 P: 28	R: 0 E: 0 K: 1 S: 9	H: 1 LOB: 2 BB: 1 P: 19	R: 1 E: 0 K: 0 S: 4	H: 1 LOB: 1 BB: 1 P: 13	R: 0 E: 0 K: 0 S: 4	H: 1 LOB: 2 BB: 1 P: 13	1B: 2 2B: 2 3B: 0 HR: 0	SF: 0 SAC: 2 DP: 1 HBP: 3	WP: 1 PB: 0 SB: 2 CS: 0	PA: 35		
PITCHER	IP	WLS	BF	H	R	ER	SO	BB	IBB	HBP	BLK	WP	HR	S	P	ERA	WHIP					
48 Tommy Hanson, R ERA: 3.51	6.0		24	2	0	0	4	3	0	1	0	0	0	66	106	0.00	0.833					
58 Peter Moylan, R ERA: 3.02	0.1		2	1	0	0	0	0	0	0	0	0	0	3	5	0.00	3.000					
46 Craig Kimbrel, R ERA: 0.56	0.2		3	0	0	0	1	1	0	0	0	1	0	6	14	0.00	1.500					
39 Jonny Venters, L ERA: 1.83	1.0	L	6	1	1	1	0	1	0	2	0	0	0	4	13	9.00	2.000					

Atlanta Braves @ Philadelphia Phillies
Citizens Bank Park, Philadelphia, PA
Wed Sep 22 2010, 7:08 PM - 9:54 PM EDT
Att: 45,310 - Drizzlie - 86 F

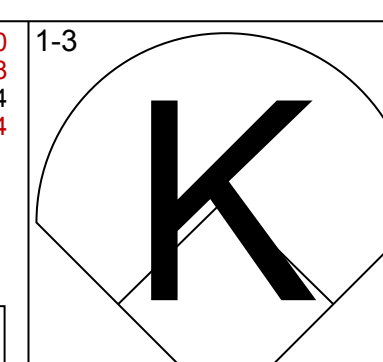
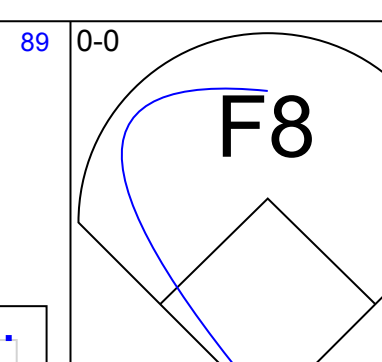
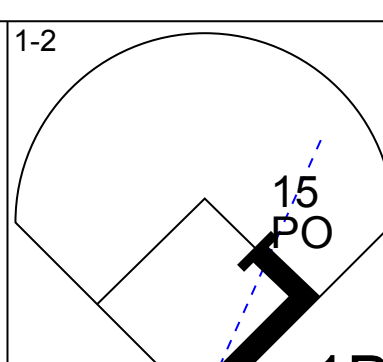
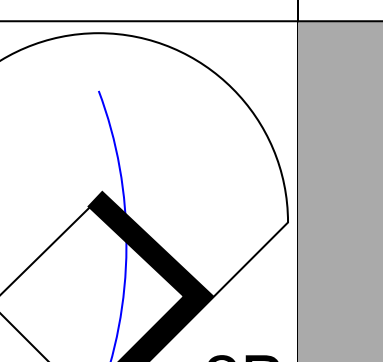
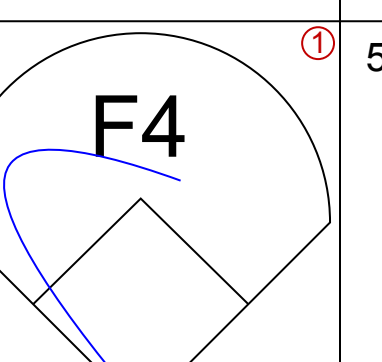
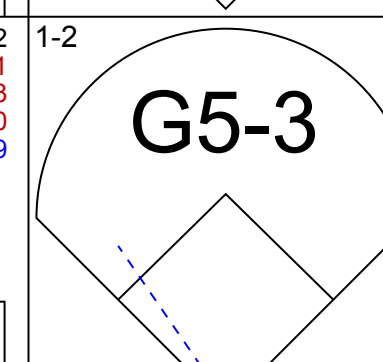
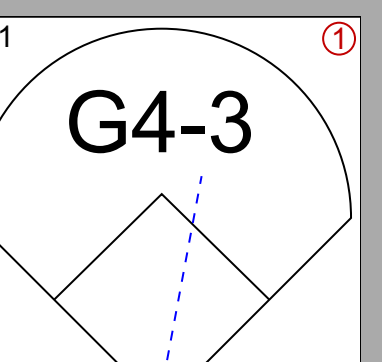
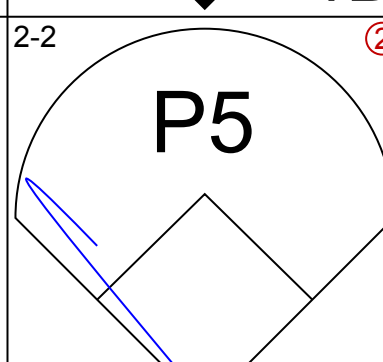
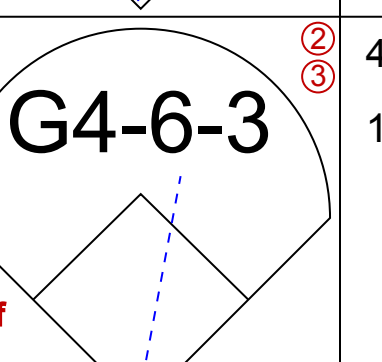
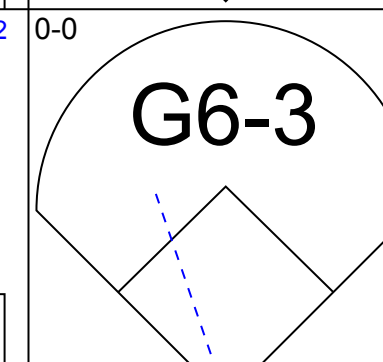
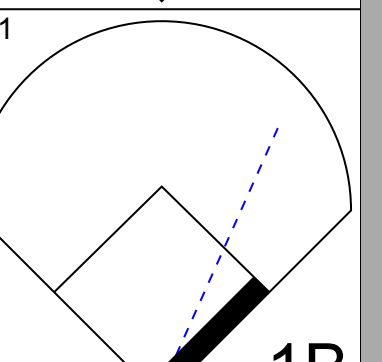
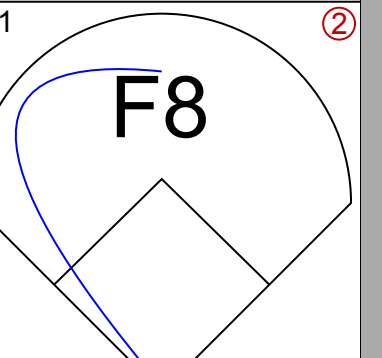

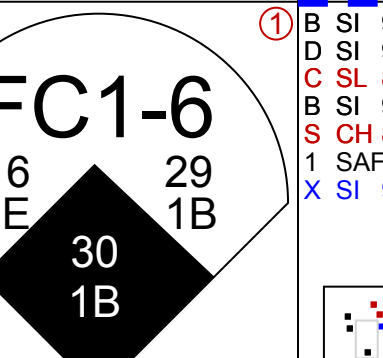

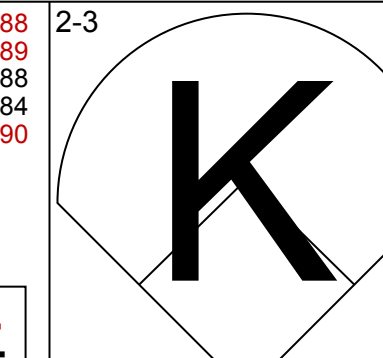
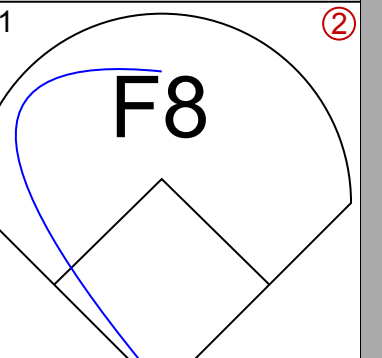
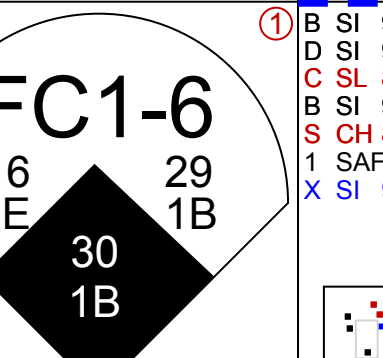

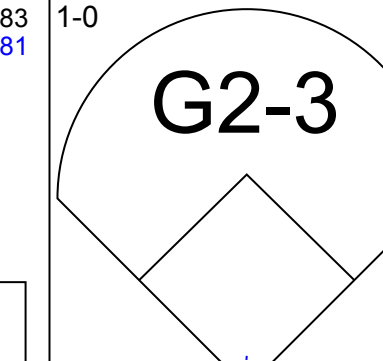
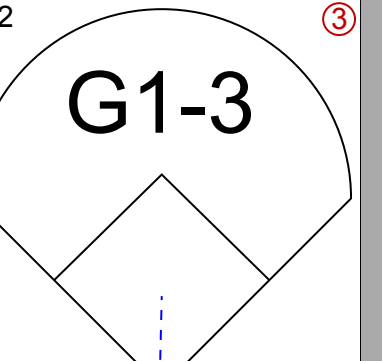

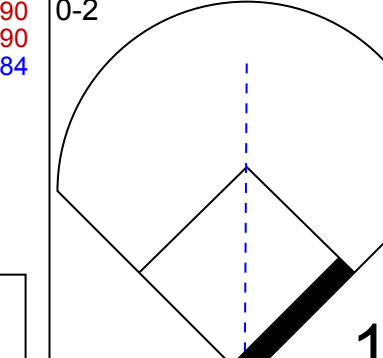
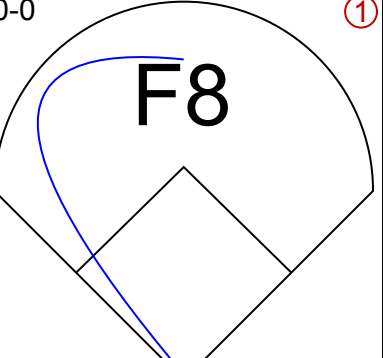
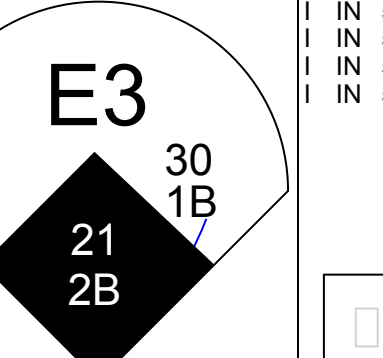

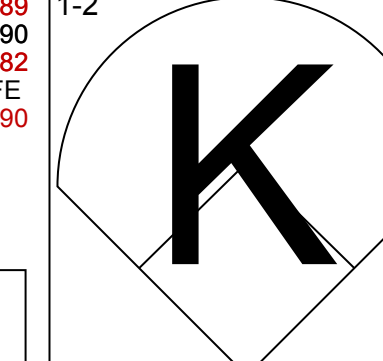
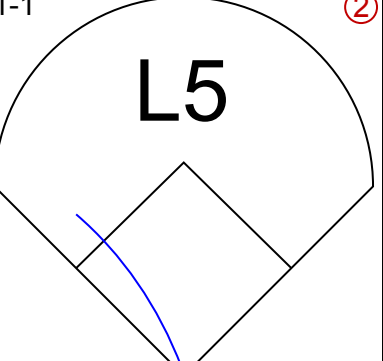
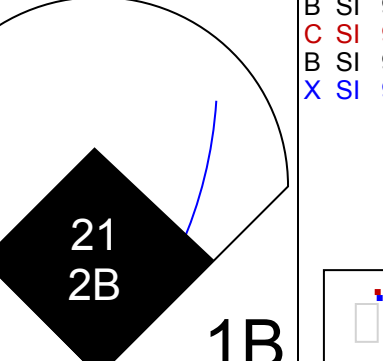

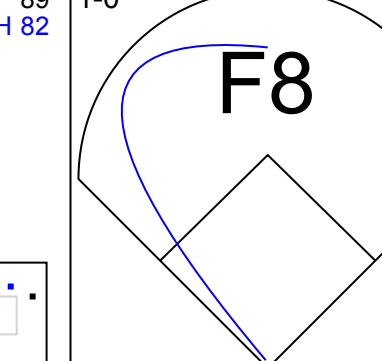
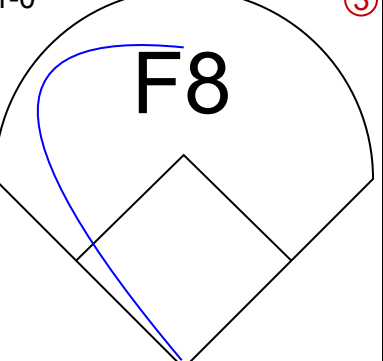
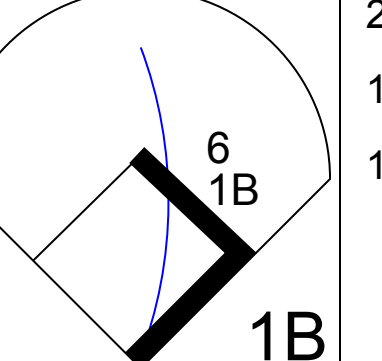
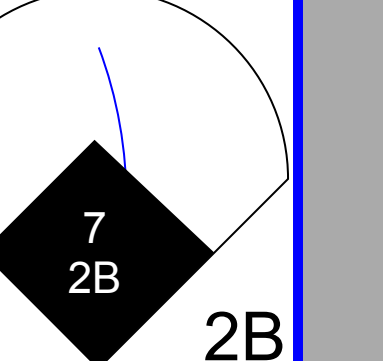
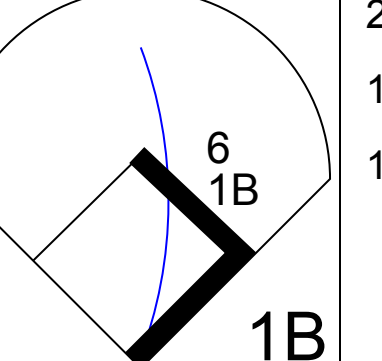
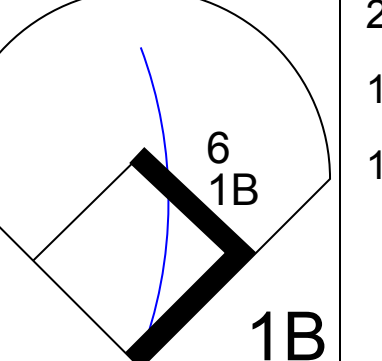
AB 25
R 1
H 4
RBI 1
BB 5
SO 5
LOB 15



Batter	1	2	3	4	5	6	7	8	9	AB	R	H	RBI	BB	SO	LOB	TOP					
7 José Reyes, S OBP: 0.321, SLG: 0.427										4	0	0	0	0	1	1	New York Mets @ Philadelphia Phillies Citizens Bank Park, Philadelphia, PA Fri Sep 24 2010, 7:07 PM - 9:17 PM EDT Att. 45,309 - Clear - 87 F					
21 Lucas Duda, L OBP: 0.282, SLG: 0.358										4	0	0	0	0	3	1						
15 Carlos Beltrán, S OBP: 0.332, SLG: 0.395										3	0	0	0	1	2	0						
5 David Wright, R OBP: 0.357, SLG: 0.495										4	0	1	0	0	1	1						
29 Ike Davis, L OBP: 0.352, SLG: 0.446										4	1	3	0	0	0	1						
16 Angel Pagán, S OBP: 0.341, SLG: 0.434										4	1	1	2	0	0	2						
30 Josh Thole, L OBP: 0.357, SLG: 0.350										3	0	0	0	1	1	1						
1 Luis Castillo, S OBP: 0.338, SLG: 0.267										0	0	0	0	0	0	0						
11 Rubén Tejada, R OBP: 0.293, SLG: 0.264										2	0	0	0	0	0	0						
23 Chris Carter, L OBP: 0.311, SLG: 0.368										1	0	1	0	0	0	0						
12 Joaquin Arias, R OBP: 0.284, SLG: 0.327										0	0	0	0	0	0	0						
27 Jesús Feliciano, L OBP: 0.303, SLG: 0.333										1	0	0	0	0	1	2						
43 R.A. Dickey, R OBP: 0.269, SLG: 0.280										2	0	1	0	0	0	0						
6 Nick Evans, R OBP: 0.333, SLG: 0.522										1	0	0	0	0	0	1						
64 Elmer Dessens, R										0	0	0	0	0	0	0						
25 Pedro Feliciano, L										0	0	0	0	0	0	0						
36 Manny Acosta, R										0	0	0	0	0	0	0						
Inning Stats	R: 0 E: 0 K: 0 S: 8	H: 0 LOB: 1 BB: 1 P: 14	R: 0 E: 0 K: 0 S: 6	H: 1 LOB: 0 BB: 7 P: 7	R: 0 E: 0 K: 1 S: 9	H: 1 LOB: 1 BB: 0 P: 10	R: 2 E: 0 K: 1 S: 7	H: 2 LOB: 0 BB: 11 P: 11	R: 0 E: 0 K: 1 S: 8	H: 0 LOB: 1 BB: 0 P: 12	R: 0 E: 0 K: 2 S: 11	H: 1 LOB: 1 BB: 0 P: 12	R: 0 E: 0 K: 1 S: 6	H: 0 LOB: 0 BB: 0 P: 8	R: 0 E: 0 K: 2 S: 8	H: 0 LOB: 0 BB: 10 P: 10	R: 0 E: 0 K: 1 S: 6	H: 1 LOB: 2 BB: 1 P: 12	1B: 2 2B: 4 3B: 0 HR: 1	SF: 0 SAC: 0 DP: 0 HBP: 0	WP: 0 PB: 0 SB: 0 CS: 0	PA: 35
PITCHER	IP WLS BF H R ER SO BB IBB HBP BLK WP HR S P ERA WHIP																					
56 Joe Blanton, R ERA: 4.94	(1, 1) 7.0 W 27 6 2 2 6 1 0 0 0 0 0 1 55 74 2.57 1.000																					
46 Ryan Madson, R ERA: 2.29	(8, 1) 1.0 H 3 0 0 0 2 0 0 0 0 0 0 0 8 10 0.00 0.000																					
54 Brad Lidge, R ERA: 3.09	(9, 1) 1.0 S 5 1 0 0 1 1 0 0 0 0 0 0 6 12 0.00 2.000																					

Batter	1	2	3	4	5	6	7	8	9	AB	R	H	RBI	BB	SO	LOB	BOTTOM	
8 Shane Victorino, S OBP: 0.330, SLG: 0.440										4	1	2	2	0	0	1	New York Mets @ Philadelphia Phillies Citizens Bank Park, Philadelphia, PA Fri Sep 24 2010, 7:07 PM - 9:17 PM EDT Att. 45,309 - Clear - 87 F	
27 Plácido Polanco, R OBP: 0.338, SLG: 0.389										4	0	2	0	0	0	1		
26 Chase Utley, L OBP: 0.392, SLG: 0.451										3	0	1	0	1	1	0		
6 Ryan Howard, L OBP: 0.353, SLG: 0.510										4	0	1	0	0	2	4		
28 Javson Werth, R OBP: 0.385, SLG: 0.521										3	0	0	0	1	0	3		
29 Raul Ibanez, L OBP: 0.351, SLG: 0.443										4	1	1	0	0	1	3		
51 Carlos Ruiz, R OBP: 0.400, SLG: 0.444										3	0	1	1	0	1	0		
21 Wilson Valdez, R OBP: 0.299, SLG: 0.357										3	1	1	0	0	1	1		
56 Joe Blanton, R OBP: 0.167, SLG: 0.123										1	0	0	0	0	0	1		
7 Ross Gload, L OBP: 0.328, SLG: 0.488										1	0	0	0	0	0	0		
46 Ryan Madson, L										0	0	0	0	0	0	0		
54 Brad Lidge, R										0	0	0	0	0	0	0		
Inning Stats	R: 1 E: 0 K: 0 S: 8	H: 2 LOB: 2 BB: 2 P: 17	R: 1 E: 0 K: 1 S: 12	H: 2 LOB: 0 BB: 0 P: 19	R: 0 E: 0 K: 1 S: 7	H: 0 LOB: 0 BB: 0 P: 8	R: 1 E: 0 K: 1 S: 15	H: 2 LOB: 1 BB: 0 P: 21	R: 0 E: 0 K: 0 S: 9	H: 2 LOB: 1 BB: 0 P: 12	R: 0 E: 0 K: 0 S: 6	H: 0 LOB: 0 BB: 0 P: 8	R: 0 E: 0 K: 2 S: 10	H: 1 LOB: 1 BB: 0 P: 16	1B: 7 2B: 1 3B: 0 HR: 1	SF: 0 SAC: 1 DP: 2 HBP: 0	WP: 1 PB: 1 SB: 0 CS: 0	PA: 33
PITCHER	IP WLS BF H R ER SO BB IBB HBP BLK WP HR S P ERA WHIP																	
43 R.A. Dickey, R ERA: 2.92	(1, 1) 6.0 L 26 8 3 2 4 2 0 0 0 0 0 0 57 85 3.00 1.667																	
64 Elmer Dessens, R ERA: 2.49	(7, 1) 1.0 3 0 0 0 0 0 0 0 0 0 0 5 9 0.00 0.000																	
25 Pedro Feliciano, L ERA: 2.87	(8, 1) 0.1 2 1 0 0 1 0 0 0 0 0 0 5 10 0.00 3.000																	
36 Manny Acosta, R ERA: 3.24	(8, 1) 0.2 2 0 0 0 1 0 0 0 0 0 0 5 6 0.00 0.000																	

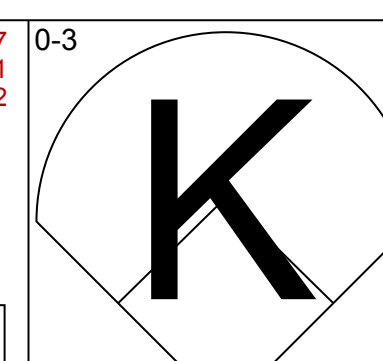
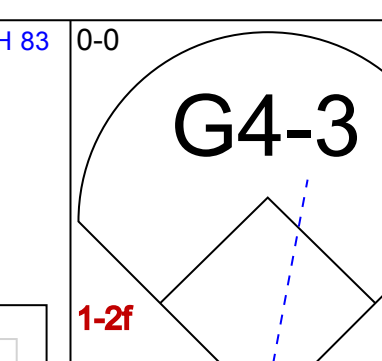
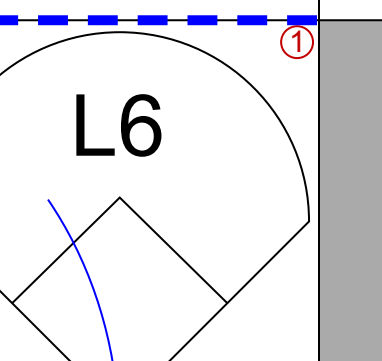
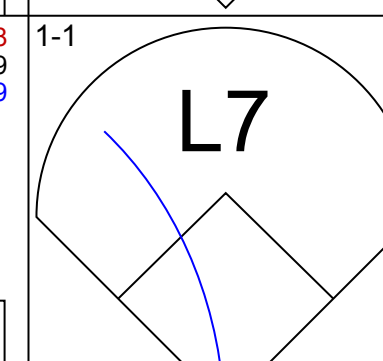
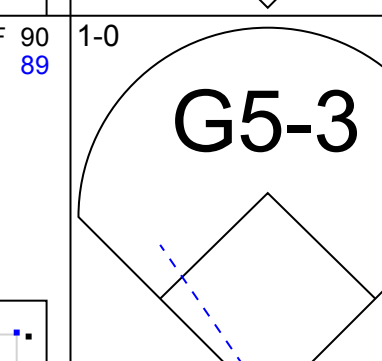
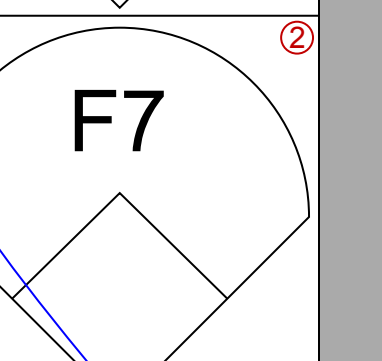
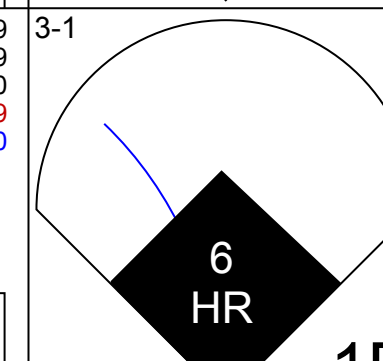
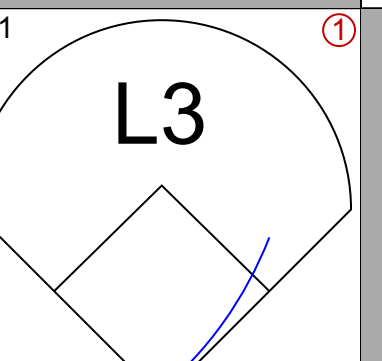
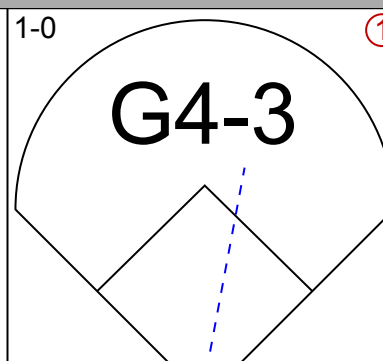
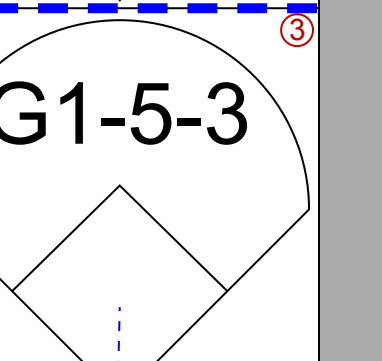
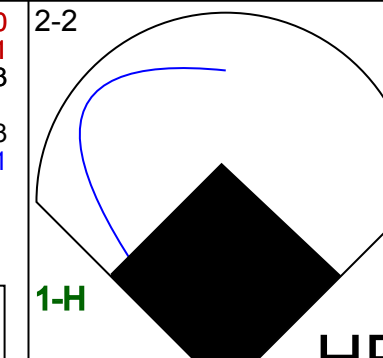
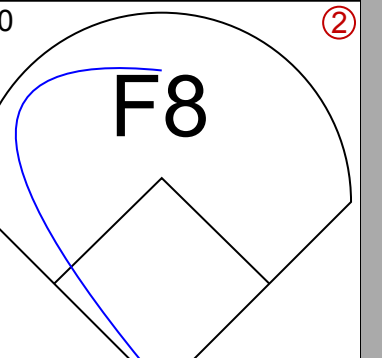
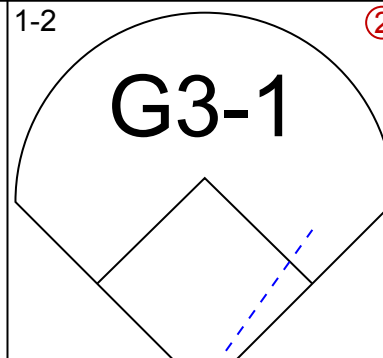
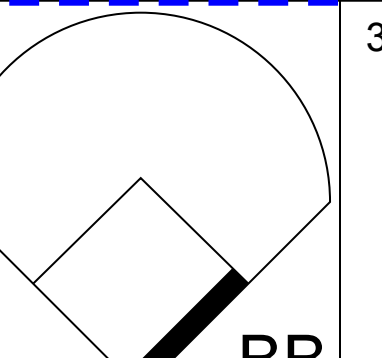
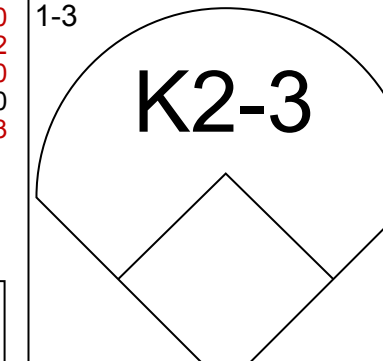
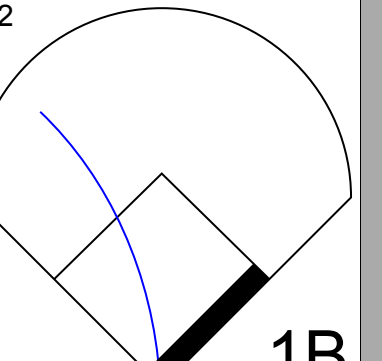
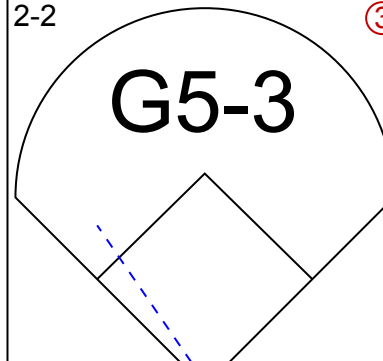
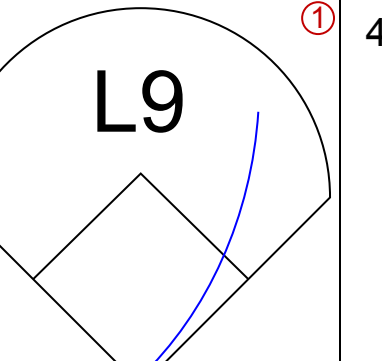
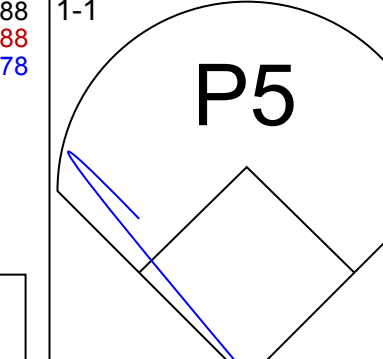
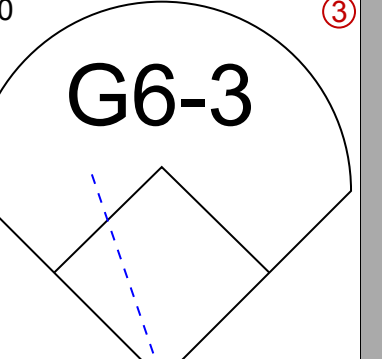
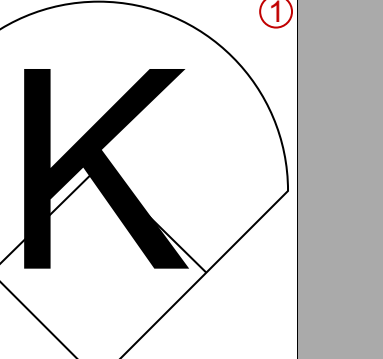
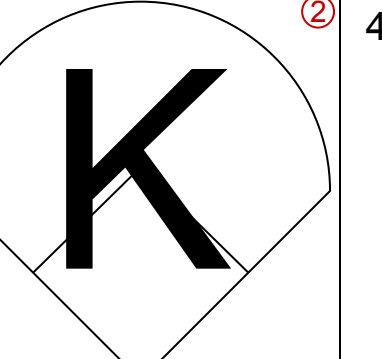
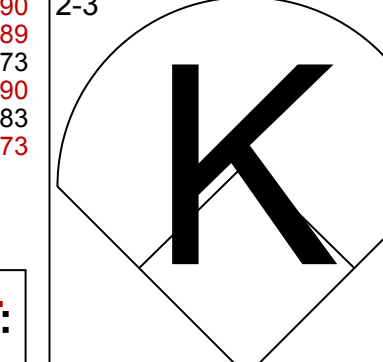
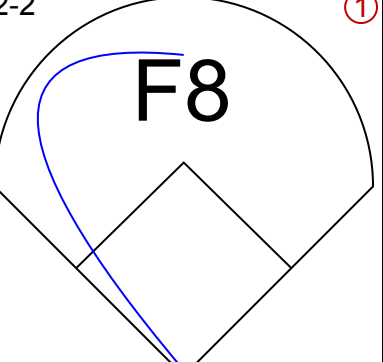
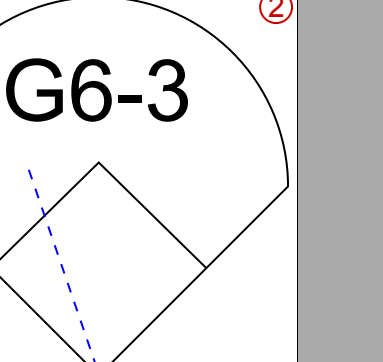
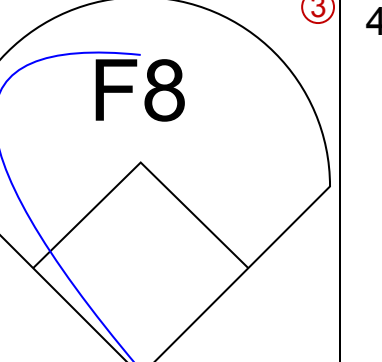
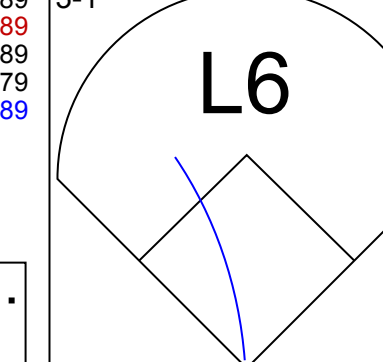
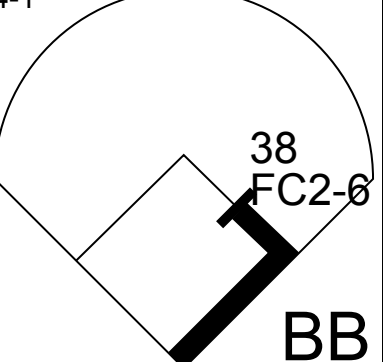
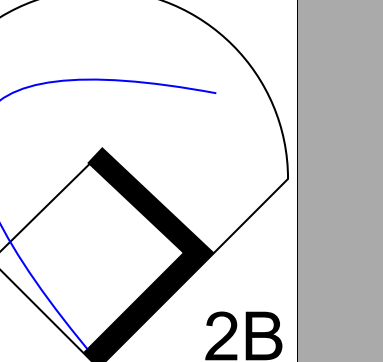
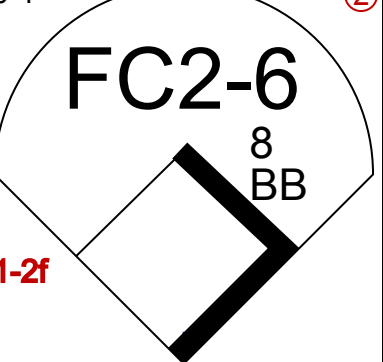
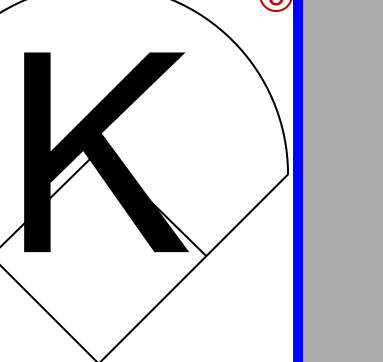
livebaseballscorecards.com

Batter	1	2	3	4	5	6	7	8	9	AB	R	H	RBI	BB	SO	LOB	TOP						
7 José Reyes, S OBP: 0.322, SLG: 0.429										5	0	2	1	0	1	2							
23 Chris Carter, L OBP: 0.304, SLG: 0.358										4	0	0	0	0	1	2							
27 Jesús Feliciano, L OBP: 0.300, SLG: 0.329										1	0	0	0	0	0	2							
15 Carlos Beltrán, S OBP: 0.339, SLG: 0.399										3	0	2	0	0	0	0							
5 David Wright, R OBP: 0.357, SLG: 0.493										4	1	1	0	0	1	2							
29 Ike Davis, L OBP: 0.351, SLG: 0.445										4	1	1	0	0	0	3							
16 Angel Pagán, S OBP: 0.342, SLG: 0.433										3	1	1	0	1	0	2							
30 Josh Thole, L OBP: 0.355, SLG: 0.348										4	1	1	1	0	1	3							
11 Rubén Tejada, R OBP: 0.290, SLG: 0.262										2	0	0	0	0	0	0							
21 Lucas Duda, L OBP: 0.274, SLG: 0.389										1	0	1	3	0	0	0							
12 Joaquin Arias, R OBP: 0.291, SLG: 0.333										1	1	1	0	0	0	0							
35 Dillon Gee, R OBP: 0.200, SLG: 0.300										3	0	0	0	0	2	1							
64 Elmer Dessens, R										0	0	0	0	0	0	0							
25 Pedro Feliciano, L										0	0	0	0	0	0	0							
6 Nick Evans, R										1	0	1	0	0	0	0							
47 Hisanori Takahashi, L OBP: 0.063, SLG: 0.063										0	0	0	0	0	0	0							
Inning Stats	R: 0 E: 0 K: 1 S: 8	H: 0 LOB: 0 BB: 0 P: 10	R: 0 E: 0 K: 2 S: 10	H: 1 LOB: 1 BB: 0 P: 14	R: 0 E: 0 K: 0 S: 4	H: 0 LOB: 0 BB: 0 P: 6	R: 0 E: 0 K: 0 S: 9	H: 1 LOB: 1 BB: 0 P: 14	R: 0 E: 0 K: 0 S: 4	H: 0 LOB: 0 BB: 0 P: 6	R: 0 E: 0 K: 1 S: 10	H: 1 LOB: 0 BB: 0 P: 14	R: 5 E: 1 K: 2 S: 15	H: 5 LOB: 1 BB: 0 P: 24	R: 0 E: 0 K: 0 S: 8	H: 1 LOB: 2 BB: 0 P: 20	R: 0 E: 0 K: 0 S: 8	H: 2 LOB: 1 BB: 0 P: 13	1B: 9 2B: 2 3B: 0 HR: 0	SF: 0 SAC: 0 DP: 2 HBP: 1	WP: 0 PB: 0 SB: 0 CS: 0	PA: 39	
PITCHER	IP WLS BF H R ER SO BB IBB HBP BLK WP HR S P ERA WHIP	IP WLS BF H R ER SO BB IBB HBP BLK WP HR S P ERA WHIP	IP WLS BF H R ER SO BB IBB HBP BLK WP HR S P ERA WHIP	IP WLS BF H R ER SO BB IBB HBP BLK WP HR S P ERA WHIP	IP WLS BF H R ER SO BB IBB HBP BLK WP HR S P ERA WHIP	IP WLS BF H R ER SO BB IBB HBP BLK WP HR S P ERA WHIP	IP WLS BF H R ER SO BB IBB HBP BLK WP HR S P ERA WHIP	IP WLS BF H R ER SO BB IBB HBP BLK WP HR S P ERA WHIP	IP WLS BF H R ER SO BB IBB HBP BLK WP HR S P ERA WHIP	IP WLS BF H R ER SO BB IBB HBP BLK WP HR S P ERA WHIP	IP WLS BF H R ER SO BB IBB HBP BLK WP HR S P ERA WHIP	IP WLS BF H R ER SO BB IBB HBP BLK WP HR S P ERA WHIP	IP WLS BF H R ER SO BB IBB HBP BLK WP HR S P ERA WHIP	IP WLS BF H R ER SO BB IBB HBP BLK WP HR S P ERA WHIP	IP WLS BF H R ER SO BB IBB HBP BLK WP HR S P ERA WHIP	IP WLS BF H R ER SO BB IBB HBP BLK WP HR S P ERA WHIP	IP WLS BF H R ER SO BB IBB HBP BLK WP HR S P ERA WHIP	IP WLS BF H R ER SO BB IBB HBP BLK WP HR S P ERA WHIP	IP WLS BF H R ER SO BB IBB HBP BLK WP HR S P ERA WHIP	IP WLS BF H R ER SO BB IBB HBP BLK WP HR S P ERA WHIP	IP WLS BF H R ER SO BB IBB HBP BLK WP HR S P ERA WHIP	IP WLS BF H R ER SO BB IBB HBP BLK WP HR S P ERA WHIP	IP WLS BF H R ER SO BB IBB HBP BLK WP HR S P ERA WHIP

New York Mets @ Philadelphia Phillies
Citizens Bank Park, Philadelphia, PA
Sat Sep 25 2010, 7:08 PM - 9:38 PM EDT
Att: 45,274 - Partly Cloudy - 84 F

AB 36
R 5
H 11
RBI 5
BB 1
SO 6
LOB 17



Batter	1	2	3	4	5	6	7	8	9	AB	R	H	RBI	BB	SO	LOB	BOTTOM						
8 Shane Victorino, S OBP: 0.329, SLG: 0.437										3	0	0	0	1	1	1							
27 Placido Polanco, R OBP: 0.336, SLG: 0.386										4	0	0	0	0	0	2							
26 Chase Utley, L OBP: 0.391, SLG: 0.449										4	1	1	0	0	0	0							
6 Ryan Howard, L OBP: 0.354, SLG: 0.515										3	1	1	2	1	0	0							
28 Jayson Werth, R OBP: 0.384, SLG: 0.519										4	0	1	0	0	1	1							
29 Raul Ibanez, L OBP: 0.349, SLG: 0.440										4	0	0	0	0	2	2							
51 Carlos Ruiz, R OBP: 0.396, SLG: 0.439										4	0	0	0	0	1	1							
21 Wilson Valdez, R OBP: 0.302, SLG: 0.361										2	0	1	0	1	0	0							
38 Kyle Kendrick, R OBP: 0.137, SLG: 0.143										2	0	1	0	0	0	1							
37 Chad Durbin, R										0	0	0	0	0	0	0							
9 Dominic Brown, L OBP: 0.238, SLG: 0.368										1	0	0	0	0	1	1							
16 J.C. Romero, S										0	0	0	0	0	0	0							
57 David Herndon, R										0	0	0	0	0	0	0							
Inning Stats	R: 2 E: 0 K: 2 S: 14	H: 2 LOB: 0 BB: 0 P: 21	R: 0 E: 0 K: 1 S: 8	H: 0 LOB: 0 BB: 0 P: 14	R: 0 E: 0 K: 0 S: 5	H: 1 LOB: 0 BB: 0 P: 6	R: 0 E: 0 K: 0 S: 7	H: 1 LOB: 1 BB: 0 P: 9	R: 0 E: 0 K: 0 S: 8	H: 0 LOB: 0 BB: 2 P: 18	R: 0 E: 0 K: 0 S: 8	H: 0 LOB: 0 BB: 0 P: 12	R: 0 E: 0 K: 2 S: 11	H: 1 LOB: 1 BB: 0 P: 16	R: 0 E: 0 K: 0 S: 6	H: 0 LOB: 0 BB: 0 P: 13	R: 0 E: 0 K: 1 S: 8	H: 0 LOB: 1 BB: 1 P: 16	1B: 3 2B: 1 3B: 0 HR: 1	SF: 0 SAC: 0 DP: 1 HBP: 0	WP: 0 PB: 0 SB: 0 CS: 0	PA: 34	
PITCHER	IP WLS BF H R ER SO BB IBB HBP BLK WP HR S P ERA WHIP	IP WLS BF H R ER SO BB IBB HBP BLK WP HR S P ERA WHIP	IP WLS BF H R ER SO BB IBB HBP BLK WP HR S P ERA WHIP	IP WLS BF H R ER SO BB IBB HBP BLK WP HR S P ERA WHIP	IP WLS BF H R ER SO BB IBB HBP BLK WP HR S P ERA WHIP	IP WLS BF H R ER SO BB IBB HBP BLK WP HR S P ERA WHIP	IP WLS BF H R ER SO BB IBB HBP BLK WP HR S P ERA WHIP	IP WLS BF H R ER SO BB IBB HBP BLK WP HR S P ERA WHIP	IP WLS BF H R ER SO BB IBB HBP BLK WP HR S P ERA WHIP	IP WLS BF H R ER SO BB IBB HBP BLK WP HR S P ERA WHIP	IP WLS BF H R ER SO BB IBB HBP BLK WP HR S P ERA WHIP	IP WLS BF H R ER SO BB IBB HBP BLK WP HR S P ERA WHIP	IP WLS BF H R ER SO BB IBB HBP BLK WP HR S P ERA WHIP	IP WLS BF H R ER SO BB IBB HBP BLK WP HR S P ERA WHIP	IP WLS BF H R ER SO BB IBB HBP BLK WP HR S P ERA WHIP	IP WLS BF H R ER SO BB IBB HBP BLK WP HR S P ERA WHIP	IP WLS BF H R ER SO BB IBB HBP BLK WP HR S P ERA WHIP	IP WLS BF H R ER SO BB IBB HBP BLK WP HR S P ERA WHIP	IP WLS BF H R ER SO BB IBB HBP BLK WP HR S P ERA WHIP	IP WLS BF H R ER SO BB IBB HBP BLK WP HR S P ERA WHIP	IP WLS BF H R ER SO BB IBB HBP BLK WP HR S P ERA WHIP	IP WLS BF H R ER SO BB IBB HBP BLK WP HR S P ERA WHIP	IP WLS BF H R ER SO BB IBB HBP BLK WP HR S P ERA WHIP

New York Mets @ Philadelphia Phillies
Citizens Bank Park, Philadelphia, PA
Sat Sep 25 2010, 7:08 PM - 9:38 PM EDT
Att: 45,274 - Partly Cloudy - 84 F

AB 31
R 2
H 5
RBI 2
BB 3
SO 6
LOB 9



Batter	1	2	3	4	5	6	7	8	9	AB	R	H	RBI	BB	SO	LOB	TOP					
7 José Reyes, S OBP: 0.322, SLG: 0.429										5	0	2	1	0	0	1	New York Mets @ Philadelphia Phillies Citizens Bank Park, Philadelphia, PA Sun Sep 26 2010, 1:39 PM - 4:49 PM EDT Att: 45,302 - Cloudy - 68 F					
6 Nick Evans, R OBP: 0.400, SLG: 0.596										5	1	3	2	0	1	1						
47 Hisanori Takahashi, L OBP: 0.063, SLG: 0.063										0	0	0	0	0	0	0						
15 Carlos Beltrán, S OBP: 0.344, SLG: 0.431										5	2	3	3	0	0	0						
5 David Wright, R OBP: 0.359, SLG: 0.500										4	1	2	1	1	1	2						
16 Ángel Pagán, S OBP: 0.341, SLG: 0.430										4	0	0	0	1	2	2						
29 Ike Davis, L OBP: 0.353, SLG: 0.444										3	1	1	0	2	1	1						
12 Joaquín Arias, R OBP: 0.292, SLG: 0.342										3	1	1	0	0	1	3						
21 Lucas Duda, L OBP: 0.270, SLG: 0.382										1	0	0	0	0	0	2						
11 Rubén Tejada, R OBP: 0.289, SLG: 0.260										1	0	0	0	0	0	1						
4 Henry Blanco, R OBP: 0.271, SLG: 0.300										2	1	0	0	2	1	0						
48 Pat Misch, R ERA: 4.39										2	0	0	0	0	2	5						
50 Sean Green, R ERA: 1.69										0	0	0	0	0	0	0						
36 Manny Acosta, R ERA: 3.12										0	0	0	0	0	0	0						
25 Pedro Feliciano, L ERA: 2.82										0	0	0	0	0	0	0						
64 Elmer Dessens, R ERA: 2.4										0	0	0	0	0	0	0						
Inning Stats	R: 0 E: 0 K: 0 S: 8	H: 0 LOB: 2 BB: 1 P: 14	R: 1 E: 0 K: 1 S: 12	H: 2 LOB: 2 BB: 1 P: 23	R: 0 E: 0 K: 0 S: 9	H: 3 LOB: 1 BB: 0 P: 12	R: 3 E: 0 K: 1 S: 15	H: 3 LOB: 2 BB: 2 P: 30	R: 1 E: 0 K: 2 S: 13	H: 1 LOB: 1 BB: 1 P: 22	R: 0 E: 0 K: 1 S: 8	H: 0 LOB: 1 BB: 1 P: 18	R: 0 E: 0 K: 1 S: 10	H: 1 LOB: 2 BB: 1 P: 15	R: 2 E: 0 K: 2 S: 12	H: 2 LOB: 1 BB: 1 P: 21	1B: 6 2B: 3 3B: 0 HR: 3	SF: 0 SAC: 0 DP: 1 HBP: 0	WP: 0 PB: 0 SB: 0 CS: 1	PA: 43		
PITCHER	IP WLS BF H R ER SO	IP WLS BF H R ER SO	IP WLS BF H R ER SO	IP WLS BF H R ER SO	IP WLS BF H R ER SO	IP WLS BF H R ER SO	IP WLS BF H R ER SO	IP WLS BF H R ER SO	IP WLS BF H R ER SO	IP WLS BF H R ER SO	IP WLS BF H R ER SO	IP WLS BF H R ER SO	IP WLS BF H R ER SO	IP WLS BF H R ER SO	IP WLS BF H R ER SO	IP WLS BF H R ER SO	ERA WHIP	ERA WHIP				
35 Cole Hamels, L ERA: 3.09	4.0 L 21	9 5 5 2	2 1 0 0	0 0 0 0	0 0 0 0	0 0 0 0	0 0 0 0	0 0 0 0	0 0 0 0	0 0 0 0	0 0 0 0	0 0 0 0	0 0 0 0	0 0 0 0	0 0 0 0	0 0 0 0	11.25 2.750	*	*			
57 David Herndon, R ERA: 4.39	1.0 4 0 0	0 0 0 2	1 0 0 0	0 0 0 0	0 0 0 0	0 0 0 0	0 0 0 0	0 0 0 0	0 0 0 0	0 0 0 0	0 0 0 0	0 0 0 0	0 0 0 0	0 0 0 0	0 0 0 0	0 0 0 0	0.00 1.000	0	0			
49 Vance Worley, R ERA: 2.25	1.0 4 0 0	0 0 0 1	0 0 0 0	0 0 0 0	0 0 0 0	0 0 0 0	0 0 0 0	0 0 0 0	0 0 0 0	0 0 0 0	0 0 0 0	0 0 0 0	0 0 0 0	0 0 0 0	0 0 0 0	0 0 0 0	0.00 1.000	0	0			
37 Chad Durbin, R ERA: 3.9	1.0 5 1 0	0 0 0 1	0 0 0 0	0 0 0 0	0 0 0 0	0 0 0 0	0 0 0 0	0 0 0 0	0 0 0 0	0 0 0 0	0 0 0 0	0 0 0 0	0 0 0 0	0 0 0 0	0 0 0 0	0 0 0 0	0.00 1.000	0	0			
52 Jose Contreras, R ERA: 3.29	1.0 3 0 0	0 0 0 2	0 0 0 0	0 0 0 0	0 0 0 0	0 0 0 0	0 0 0 0	0 0 0 0	0 0 0 0	0 0 0 0	0 0 0 0	0 0 0 0	0 0 0 0	0 0 0 0	0 0 0 0	0 0 0 0	0.00 0.000	0	0			
Batter	1	2	3	4	5	6	7	8	9	AB	R	H	RBI	BB	SO	LOB	BOTTOM					
8 Shane Victorino, S OBP: 0.330, SLG: 0.436										4	0	1	0	0	0	2	New York Mets @ Philadelphia Phillies Citizens Bank Park, Philadelphia, PA Sun Sep 26 2010, 1:39 PM - 4:49 PM EDT Att: 45,302 - Cloudy - 68 F					
27 Placido Polanco, R OBP: 0.336, SLG: 0.385										4	0	1	0	1	1	4						
26 Chase Utley, L OBP: 0.391, SLG: 0.454										4	1	1	3	1	0	3						
6 Ryan Howard, L OBP: 0.353, SLG: 0.515										4	0	1	0	0	0	3						
28 Jayson Werth, R OBP: 0.385, SLG: 0.518										3	0	1	0	1	1	3						
29 Raul Ibanez, L OBP: 0.350, SLG: 0.442										4	0	2	0	0	0	1						
51 Carlos Ruiz, R OBP: 0.392, SLG: 0.434										4	0	0	0	0	1	4						
21 Wilson Valdez, R OBP: 0.302, SLG: 0.361										3	1	1	0	0	0	1						
11 Jimmy Rollins, S OBP: 0.323, SLG: 0.370										1	0	0	0	0	0	0						
35 Cole Hamels, L ERA: 3.09										0	0	0	0	0	0	0						
57 David Herndon, R ERA: 4.39										0	0	0	0	0	0	0						
49 Vance Worley, R ERA: 2.25										0	0	0	0	0	0	0						
37 Chad Durbin, R ERA: 3.9										0	0	0	0	0	0	0						
52 Jose Contreras, R ERA: 3.29										0	0	0	0	0	0	0						
Inning Stats	R: 0 E: 0 K: 0 S: 9	H: 0 LOB: 2 BB: 1 P: 18	R: 0 E: 0 K: 1 S: 8	H: 0 LOB: 0 BB: 0 P: 12	R: 0 E: 0 K: 0 S: 10	H: 1 LOB: 1 BB: 0 P: 15	R: 0 E: 0 K: 0 S: 12	H: 2 LOB: 1 BB: 0 P: 19	R: 3 E: 0 K: 2 S: 19	H: 4 LOB: 1 BB: 0 P: 31	R: 0 E: 0 K: 0 S: 9	H: 1 LOB: 1 BB: 0 P: 14	R: 0 E: 0 K: 0 S: 5	H: 0 LOB: 1 BB: 1 P: 13	R: 0 E: 0 K: 0 S: 7	H: 0 LOB: 1 BB: 1 P: 13	R: 0 E: 0 K: 0 S: 8	H: 1 LOB: 1 BB: 0 P: 16	1B: 6 2B: 2 3B: 0 HR: 1	SF: 0 SAC: 0 DP: 1 HBP: 1	WP: 0 PB: 0 SB: 0 CS: 0	PA: 39
PITCHER	IP WLS BF H R ER SO	IP WLS BF H R ER SO	IP WLS BF H R ER SO	IP WLS BF H R ER SO	IP WLS BF H R ER SO	IP WLS BF H R ER SO	IP WLS BF H R ER SO	IP WLS BF H R ER SO	IP WLS BF H R ER SO	IP WLS BF H R ER SO	IP WLS BF H R ER SO	IP WLS BF H R ER SO	IP WLS BF H R ER SO	IP WLS BF H R ER SO	IP WLS BF H R ER SO	IP WLS BF H R ER SO	ERA WHIP	ERA WHIP				
48 Pat Misch, L ERA: 4.66	4.2 1 0 0	22 3 3 3	1 0 0 0	0 0 0 0	0 0 0 0	0 0 0 0	0 0 0 0	0 0 0 0	0 0 0 0	0 0 0 0	0 0 0 0	0 0 0 0	0 0 0 0	0 0 0 0	0 0 0 0	0 0 0 0	5.79 1.714	0.00	0.000			
50 Sean Green, R ERA: 1.69	0.1 1 0 0	0 0 0 1	0 0 0 0	0 0 0 0	0 0 0 0	0 0 0 0	0 0 0 0	0 0 0 0	0 0 0 0	0 0 0 0	0 0 0 0	0 0 0 0	0 0 0 0	0 0 0 0	0 0 0 0	0 0 0 0	0.00	0.000				
36 Manny Acosta, R ERA: 3.12	1.1 W 6 1	0 0 0 0	1 0 0 0	0 0 0 0	0 0 0 0	0 0 0 0	0 0 0 0	0 0 0 0	0 0 0 0	0 0 0 0	0 0 0 0	0 0 0 0	0 0 0 0	0 0 0 0	0 0 0 0	0 0 0 0	0.00	1.500				
25 Pedro Feliciano, L ERA: 2.82	0.2 H 2 0	0 0 0 0	0 0 0 0	0 0 0 0	0 0 0 0	0 0 0 0	0 0 0 0	0 0 0 0	0 0 0 0	0 0 0 0	0 0 0 0	0 0 0 0	0 0 0 0	0 0 0 0	0 0 0 0	0 0 0 0	0.00	0.000				
64 Elmer Dessens, R ERA: 2.4	1.0 H 4 0	0 0 0 0	0 0 0 0	0 0 0 0	0 0 0 0	0 0 0 0	0 0 0 0	0 0 0 0	0 0 0 0	0 0 0 0	0 0 0 0	0 0 0 0	0 0 0 0	0 0 0 0	0 0 0 0	0 0 0 0	0.00	1.000				

Batter	1	2	3	4	5	6	7	8	9	AB R H RBI BB SO LOB	TOP											
8 Shane Victorino, S OBP: 0.329, SLG: 0.433										4 1 0 0 1 0 0	Philadelphia Phillies @ Washington Nationals Nationals Park, Washington, DC Mon Sep 27 2010, 7:07 PM - 9:43 PM EDT Att: 14,309 - Cloudy - 74 F											
27 Placido Polanco, R OBP: 0.340, SLG: 0.368										4 2 3 1 1 0 0												
26 Chase Utley, L OBP: 0.391, SLG: 0.455										4 2 1 2 0 2 2												
6 Ryan Howard, L OBP: 0.352, SLG: 0.511										4 0 0 0 1 2 3												
28 Jayson Werth, R OBP: 0.387, SLG: 0.527										5 2 3 4 0 0 0												
29 Raul Ibanez, L OBP: 0.302, SLG: 0.444										5 0 2 0 0 1 2												
51 Carlos Ruiz, R OBP: 0.396, SLG: 0.443										4 0 3 1 0 0 1												
21 Wilson Valdez, R OBP: 0.302, SLG: 0.358										3 1 0 0 1 0 3												
34 Roy Halladay, R OBP: 0.151, SLG: 0.141										4 0 0 0 0 1 5												
Inning Stats	R: 0 E: 0 K: 1 S: 10	H: 1 LOB: 1 BB: 0 P: 20	R: 1 E: 0 K: 0 S: 16	H: 2 LOB: 1 BB: 0 P: 23	R: 0 E: 0 K: 0 S: 8	H: 0 LOB: 0 BB: 0 P: 12	R: 0 E: 0 K: 1 S: 6	H: 0 LOB: 0 BB: 0 P: 10	R: 0 E: 0 K: 1 S: 5	H: 0 LOB: 0 BB: 0 P: 7	R: 3 E: 0 K: 1 S: 15	H: 3 LOB: 3 BB: 2 P: 33	R: 0 E: 0 K: 1 S: 9	H: 0 LOB: 0 BB: 0 P: 11	R: 0 E: 0 K: 1 S: 7	H: 0 LOB: 0 BB: 0 P: 10	R: 4 E: 0 K: 1 S: 23	H: 4 LOB: 2 BB: 2 P: 40	1B: 6 2B: 5 HR: 1	SF: 0 SAC: 0 DP: 2 HBP: 1	WP: 1 PB: 0 CS: 2	PA: 42
PITCHER	IP WLS BF H R ER SO BB IBB HBP BLK WP HR S P ERA WHIP											IP WLS BF H R ER SO BB IBB HBP BLK WP HR S P ERA WHIP										
31 John Lannan, L ERA: 4.65	5.2 L 24 7 4 4 3 1 0 1 0 0 1 1 56 95 6.35 1.412																					
35 Craig Stammen, R ERA: 5.13	0.1 3 1 0 0 0 0 0 1 0 0 0 0 4 10 0.00 3.000																					
23 Collin Balester, R ERA: 1.89	2.0 6 0 0 0 2 0 0 0 0 0 0 0 16 21 0.00 0.000																					
46 Joe Bisenius, R ERA: 9.84	0.2 7 3 4 4 2 2 0 0 0 0 0 0 14 26 54.00 7.500																					
43 Miguel Batista, R ERA: 3.51	0.1 2 1 0 0 0 0 0 0 0 0 0 0 9 14 0.00 3.000																					

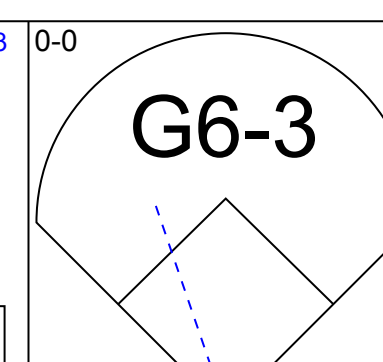
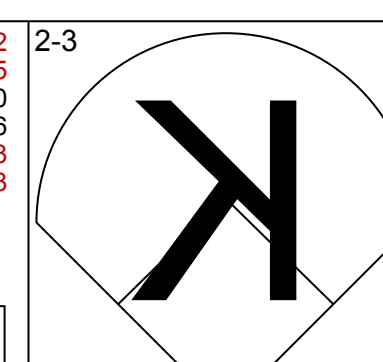
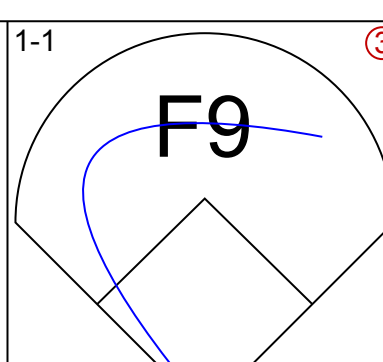
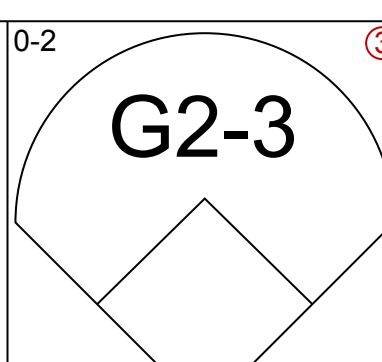
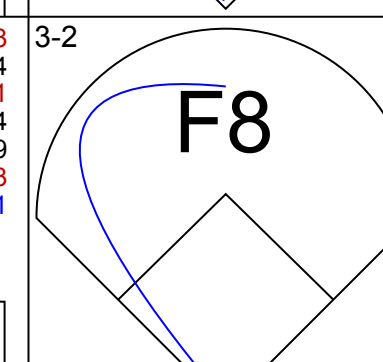
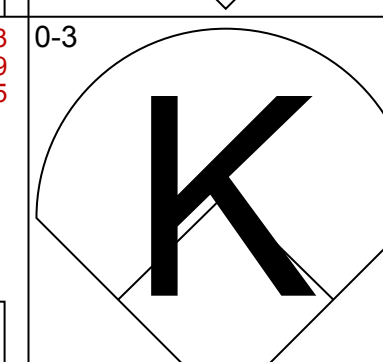


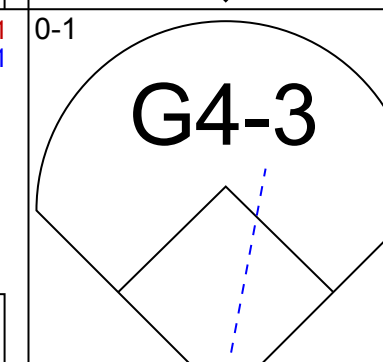
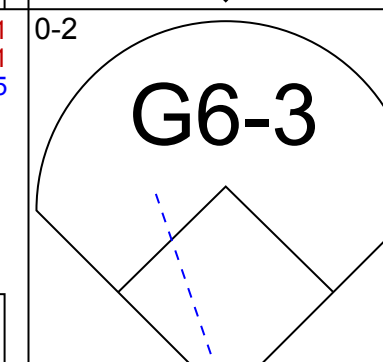

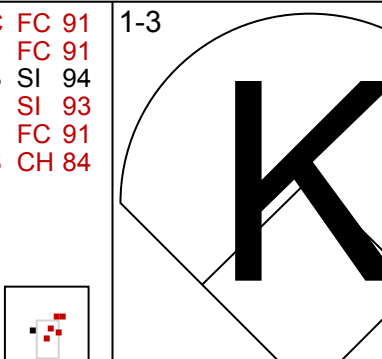
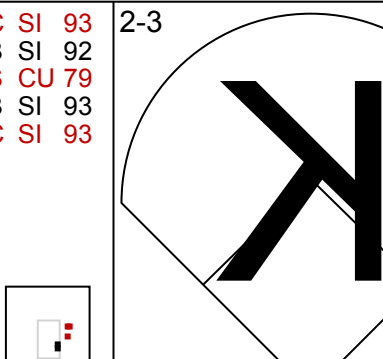
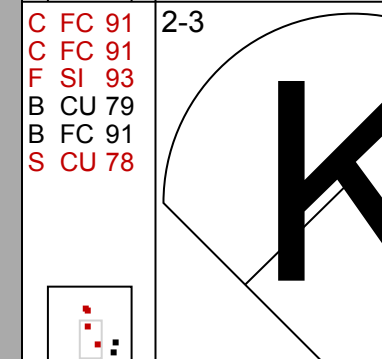
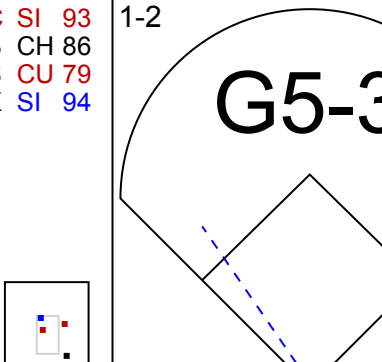
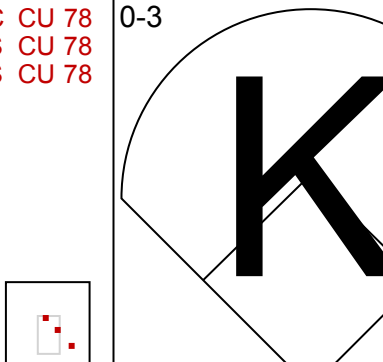
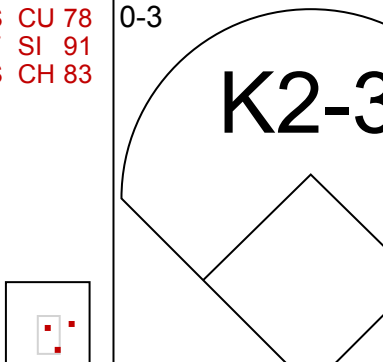
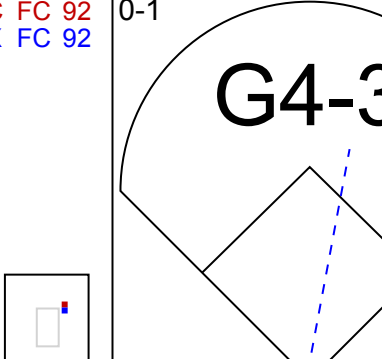
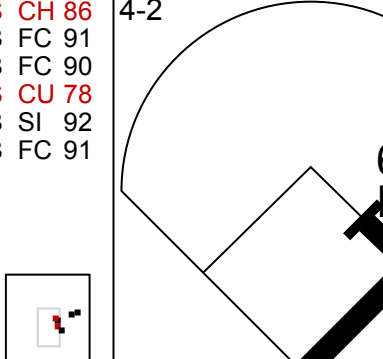
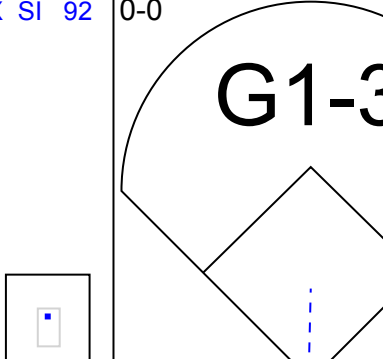
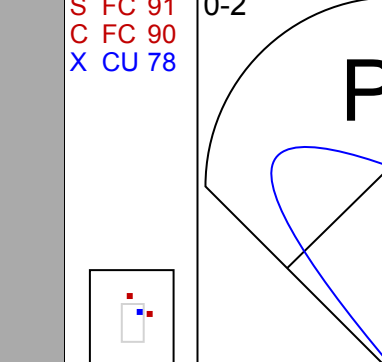
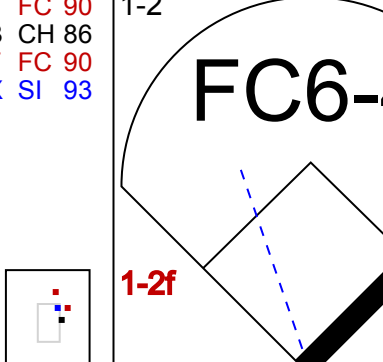
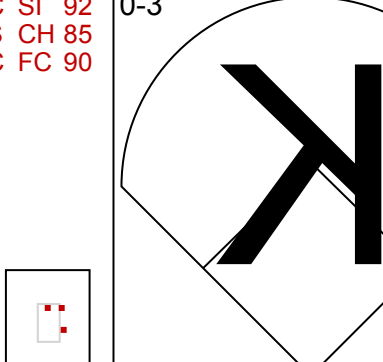
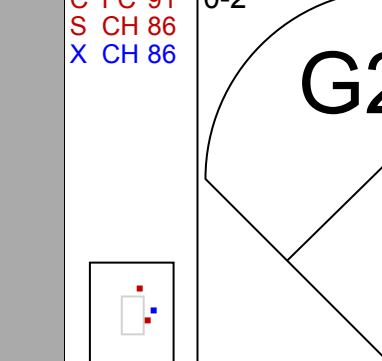
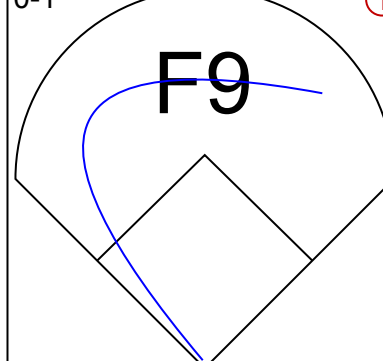
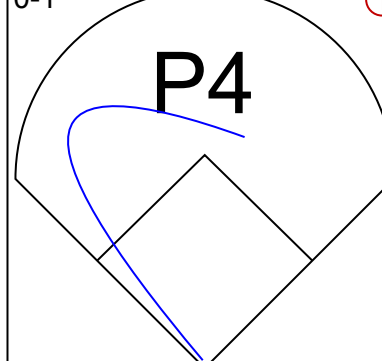
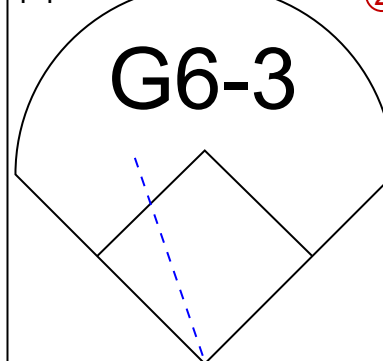
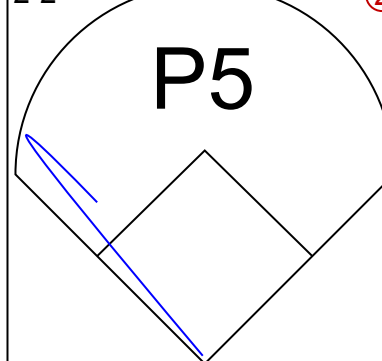
AB	37
R	8
H	12
RBI	8
BB	4
SO	6
LOB	16



Batter	1	2	3	4	5	6	7	8	9	AB R H RBI BB SO LOB	BOTTOM											
8 Danny Espinosa, S OBP: 0.288, SLG: 0.518										4 0 0 0 0 2 0	Philadelphia Phillies @ Washington Nationals Nationals Park, Washington, DC Mon Sep 27 2010, 7:07 PM - 9:43 PM EDT Att: 14,309 - Cloudy - 74 F											
1 Nyjer Morgan, L OBP: 0.315, SLG: 0.318										3 0 0 0 0 0 0												
6 Ian Desmond, R OBP: 0.314, SLG: 0.405										3 0 0 0 0 1 0												
44 Adam Dunn, L OBP: 0.362, SLG: 0.543										3 0 1 0 0 1 0												
38 Michael Morse, R OBP: 0.353, SLG: 0.510										3 0 0 0 0 0 1												
2 Roger Bernadina, L OBP: 0.309, SLG: 0.394										3 0 0 0 0 1 1												
3 Wilson Ramos, R OBP: 0.296, SLG: 0.391										3 0 1 0 0 0 1												
12 Alberto Gonzalez, R OBP: 0.295, SLG: 0.317										3 0 0 0 0 0 1												
31 John Lannan, L ERA: 4.65										1 0 0 0 0 1 0	Philadelphia Phillies @ Washington Nationals Nationals Park, Washington, DC Mon Sep 27 2010, 7:07 PM - 9:43 PM EDT Att: 14,309 - Cloudy - 74 F											
35 Craig Stammen, R ERA: 5.13										0 0 0 0 0 0 0												
32 Kevin Merz, R ERA: 2.26										0 0 0 0 0 0 0												
23 Collin Balester, R ERA: 1.89										0 0 0 0 0 0 0												
46 Joe Bisenius, R ERA: 9.84										0 0 0 0 0 0 0												
43 Miguel Batista, R ERA: 3.51										0 0 0 0 0 0 0												
20 Adam Kennedy, L ERA: 3.25										1 0 0 0 0 0 0												
Inning Stats	R: 0 E: 0 K: 1 S: 9	H: 0 LOB: 0 BB: 0 P: 16	R: 0 E: 0 K: 2 S: 9	H: 0 LOB: 0 BB: 0 P: 16	R: 0 E: 0 K: 1 S: 6	H: 1 LOB: 0 BB: 0 P: 8	R: 0 E: 0 K: 0 S: 7	H: 0 LOB: 0 BB: 0 P: 10	R: 0 E: 0 K: 0 S: 5	H: 0 LOB: 0 BB: 0 P: 8	R: 0 E: 0 K: 0 S: 8	H: 0 LOB: 0 BB: 0 P: 11	R: 0 E: 0 K: 1 S: 7	H: 0 LOB: 0 BB: 0 P: 9	R: 0 E: 0 K: 0 S: 6	H: 1 LOB: 1 BB: 0 P: 9	R: 0 E: 0 K: 1 S: 8	H: 0 LOB: 0 BB: 0 P: 10	1B: 2 2B: 0 HR: 0	SF: 0 SAC: 0 DP: 1 HBP: 0	WP: 0 PB: 0 CS: 0	PA: 28
PITCHER	IP WLS BF H R ER SO BB IBB HBP BLK WP HR S P ERA WHIP											IP WLS BF H R ER SO BB IBB HBP BLK WP HR S P ERA WHIP										
34 Roy Halladay, R ERA: 2.44	9.0 W 28 2 0 0 6 0 0 0 0 0 0 0 65 97 0.00 0.222																					

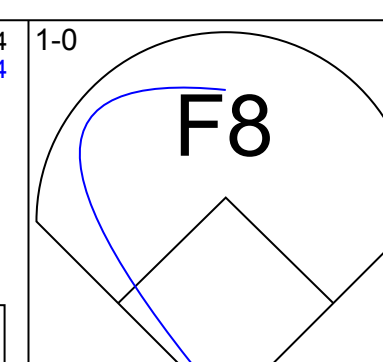
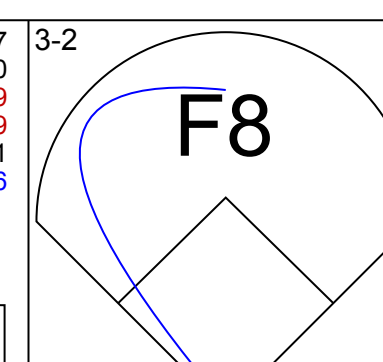

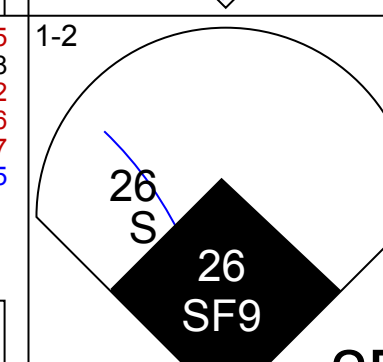
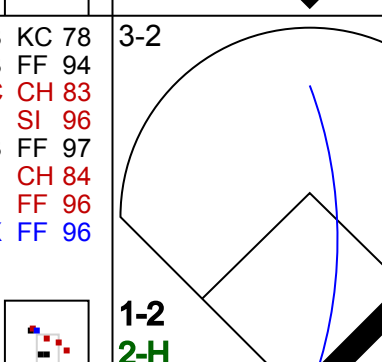
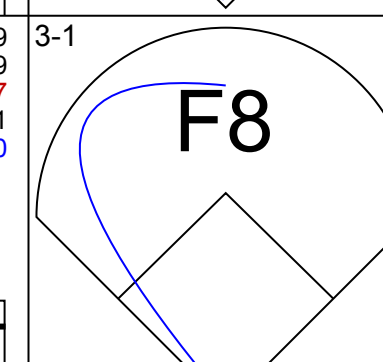


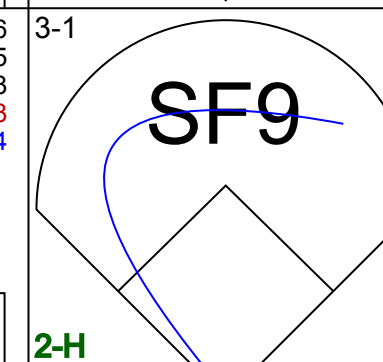
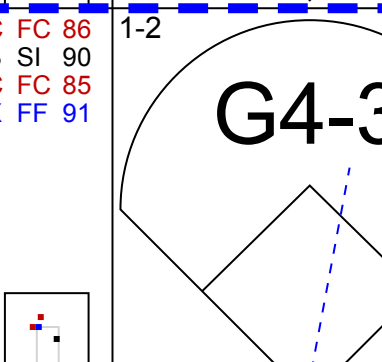
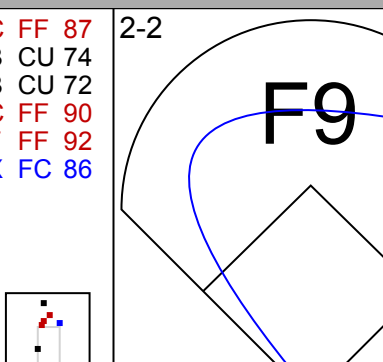

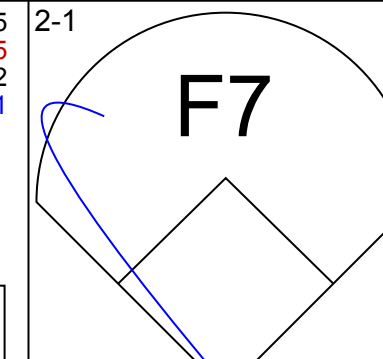

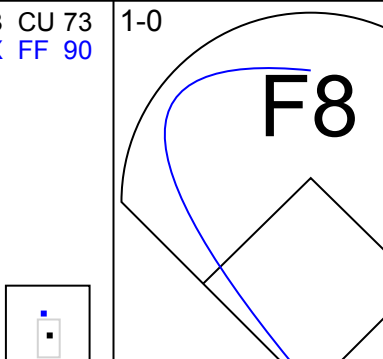
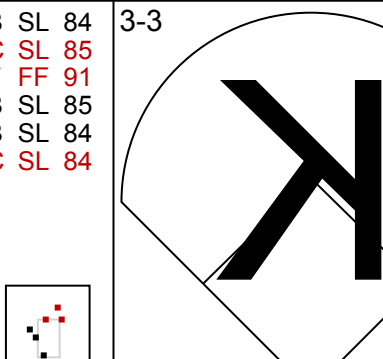
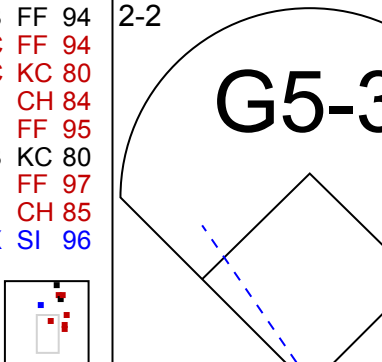

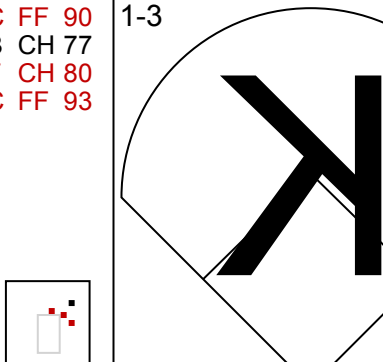
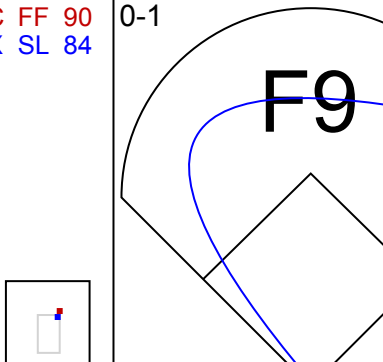
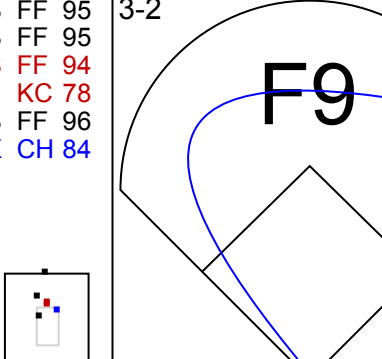


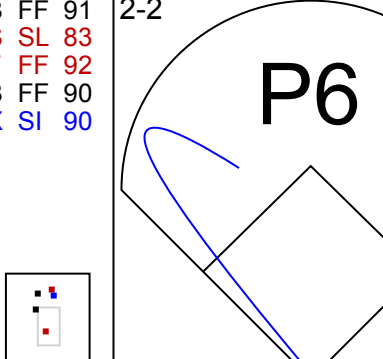
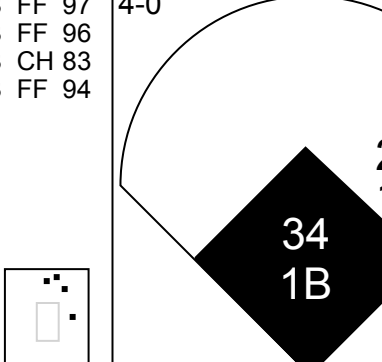



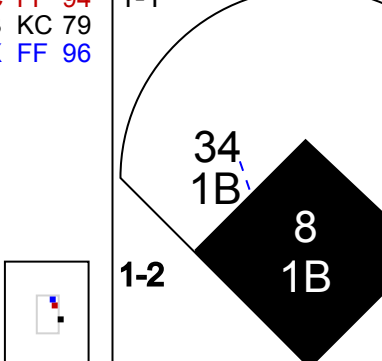



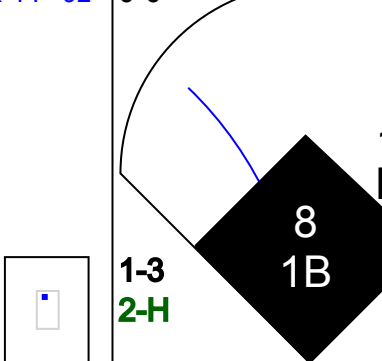
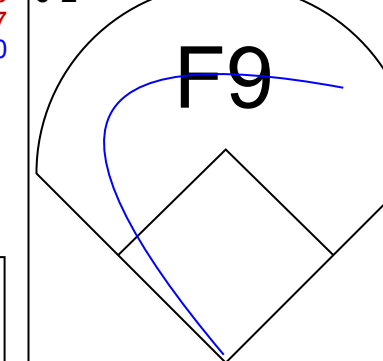


AB	28
R	0
H	2
RBI	0
BB	0
SO	6
LOB	4



Batter	1	2	3	4	5	6	7	8	9	AB	R	H	RBI	BB	SO	LOB	TOP					
4 Brandon Phillips, R (1.4)										4	0	0	0	0	1	0	Cincinnati Reds @ Philadelphia Phillies Citizens Bank Park, Philadelphia, PA Wed Oct 06 2010, 5:08 PM - 7:42 PM EDT Att: 46,411 - Partly Cloudy - 61 F					
2 Orlando Cabrera, R (1.6)										3	0	0	0	0	1	0						
19 Joey Votto, L (1.3)										3	0	0	0	0	0	0						
27 Scott Rolen, R (1.5)										3	0	0	0	0	3	0						
31 Jonny Gomes, R (1.7)										3	0	0	0	0	2	0						
32 Jay Bruce, L (1.9)										2	0	0	0	1	0	0						
6 Drew Stubbs, R (1.8)										3	0	0	0	0	1	1						
55 Ramon Hernandez, R (1.2)										3	0	0	0	0	0	0						
36 Edinson Volquez, R (1.1)										0	0	0	0	0	0	0						
30 Travis Wood, R (2.1)										1	0	0	0	0	0	0						
25 Juan Francisco, L (6. PH)										1	0	0	0	0	0	0						
66 Logan Ondrusek, R (6.1)										0	0	0	0	0	0	0						
45 Bill Bray, L (7.1)										0	0	0	0	0	0	0						
43 Miguel Cairo, R (8. PH)										1	0	0	0	0	0	0						
Inning Stats	R: 0 E: 0 K: 0 S: 7	H: 0 LOB: 0 BB: 0 P: 10	R: 0 E: 0 K: 1 S: 10	H: 0 LOB: 0 BB: 0 P: 12	R: 0 E: 0 K: 0 S: 8	H: 0 LOB: 0 BB: 0 P: 9	R: 0 E: 0 K: 2 S: 10	H: 0 LOB: 1 BB: 1 P: 12	R: 0 E: 0 K: 2 S: 11	H: 0 LOB: 0 BB: 0 P: 18	R: 0 E: 0 K: 1 S: 6	H: 0 LOB: 0 BB: 0 P: 8	R: 0 E: 0 K: 1 S: 12	H: 0 LOB: 0 BB: 0 P: 18	R: 0 E: 0 K: 2 S: 7	H: 0 LOB: 0 BB: 0 P: 7	R: 0 E: 0 K: 0 S: 8	H: 0 LOB: 0 BB: 0 P: 10	1B: 0 2B: 0 3B: 0 HR: 0	SF: 0 SAC: 0 DP: 0 HBP: 0	WP: 0 PB: 0 SB: 0 CS: 0	PA: 28
PITCHER 34 Roy Halladay, R (1.1) ERA:	IP: 9.0 WLS: W BF: 28 H: 0 R: 0 ER: 0 SO: 8 BB: 1 IBB: 0 HBP: 0 BLK: 0 WP: 0 HR: 0 S: 79 P: 104 ERA: 0.00 WHIP: 0.111																					

AB	27
R	0
H	0
RBI	0
BB	1
SO	8
LOB	1



Batter	1	2	3	4	5	6	7	8	9	AB	R	H	RBI	BB	SO	LOB	BOTTOM			
11 Jimmy Rollins, S (1.6)										3	0	0	0	1	0	0	Cincinnati Reds @ Philadelphia Phillies Citizens Bank Park, Philadelphia, PA Wed Oct 06 2010, 5:08 PM - 7:42 PM EDT Att: 46,411 - Partly Cloudy - 61 F			
8 Shane Victorino, S (1.8) OBP: 0.500, SLG: 0.750										4	1	2	2	0	0	0				
26 Chase Utley, L (1.4)										3	0	0	1	0	0	2				
6 Ryan Howard, L (1.3)										4	0	0	0	0	2	0				
28 Jayson Werth, R (1.9)										4	0	0	0	0	2	0				
29 Raul Ibanez, L (1.7) OBP: 0.250, SLG: 0.500										4	0	1	0	0	0	0				
51 Carlos Ruiz, R (1.2)										1	1	0	0	2	0	1				
21 Wilson Valdez, R (1.5) OBP: 0.333, SLG: 0.333										3	1	1	0	0	0	3				
34 Roy Halladay, R (1.1) OBP: 0.333, SLG: 0.333										3	1	1	1	0	0	1				
Inning Stats	R: 1 E: 0 K: 0 S: 10	H: 1 LOB: 0 BB: 0 P: 17	R: 3 E: 0 K: 0 S: 25	H: 3 LOB: 2 BB: 2 P: 43	R: 0 E: 0 K: 2 S: 10	H: 1 LOB: 2 BB: 1 P: 17	R: 0 E: 0 K: 0 S: 8	H: 0 LOB: 0 BB: 0 P: 14	R: 0 E: 1 K: 0 S: 8	H: 0 LOB: 0 BB: 0 P: 12	R: 0 E: 0 K: 1 S: 8	H: 0 LOB: 0 BB: 0 P: 9	R: 0 E: 0 K: 0 S: 8	H: 0 LOB: 0 BB: 0 P: 15	R: 0 E: 0 K: 1 S: 8	H: 0 LOB: 0 BB: 0 P: 13		1B: 3 2B: 2 3B: 0 HR: 0	SF: 1 SAC: 0 DP: 0 HBP: 0	WP: 0 PB: 0 SB: 1 CS: 0
PITCHER 36 Edinson Volquez, R (1.1) ERA: 21.6	IP: 1.2 WLS: L BF: 11 H: 4 R: 4 ER: 4 SO: 4 BB: 2 IBB: 0 HBP: 0 BLK: 0 WP: 0 HR: 0 S: 32 P: 56 ERA: 21.60 WHIP: 3.600																			
PITCHER 30 Travis Wood, L (2.1) ERA:	IP: 3.1 WLS: 1 BF: 12 H: 1 R: 0 ER: 0 SO: 3 BB: 0 IBB: 1 HBP: 0 BLK: 0 WP: 0 HR: 0 S: 29 P: 47 ERA: 0.00 WHIP: 0.300																			
PITCHER 66 Logan Ondrusek, R (6.1) ERA:	IP: 1.2 WLS: 6 BF: 6 H: 0 R: 0 ER: 0 SO: 0 BB: 0 IBB: 0 HBP: 0 BLK: 0 WP: 0 HR: 0 S: 15 P: 22 ERA: 0.00 WHIP: 0.000																			
PITCHER 45 Bill Bray, L (7.1) ERA:	IP: 1.1 WLS: 4 BF: 4 H: 0 R: 0 ER: 0 SO: 1 BB: 0 IBB: 0 HBP: 0 BLK: 0 WP: 0 HR: 0 S: 9 P: 15 ERA: 0.00 WHIP: 0.000																			

AB	29
R	4
H	5
RBI	4
BB	3
SO	4
LOB	7



Batter	1	2	3	4	5	6	7	8	9	AB	R	H	RBI	BB	SO	LOB	TOP					
4 Brandon Phillips, R OBP: 0.375, SLG: 0.875										4	2	3	1	0	0	0	Cincinnati Reds @ Philadelphia Phillies Citizens Bank Park, Philadelphia, PA Fri Oct 08 2010, 6:09 PM - 9:46 PM EDT Att: 46,511 - Clear - 72 F					
2 Orlando Cabrera, R OBP: 0.200, SLG: 0.200										2	0	1	0	0	0							
7 Paul Janish, R (5, FH)										1	0	0	0	0	0							
19 Joey Votto, L OBP: 0.143, SLG: 0.167										3	0	1	1	0	1	2						
27 Scott Rolen, R (1, 5)										4	0	0	0	0	2	3						
17 Laynce Nix, L (1, 7)										3	1	0	0	0	1	2						
66 Logan Ondrusek, R (6, 1)										3	1	1	1	1	0	1						
54 Aroldis Chapman, L (7, 1)										2	0	0	0	2	1	1						
55 Ramon Hernandez, R (7, 2)										3	0	0	0	0	0	1						
32 Jay Bruce, L OBP: 0.428, SLG: 0.800										0	0	0	0	0	0	1						
6 Drew Stubbs, R (1, 8)										1	0	0	0	0	0	1						
29 Ryan Hanigan, R (1, 2)										3	0	0	0	0	0	1						
40 Nick Masset, R (7, 1)										0	0	0	0	0	0	0						
43 Miguel Cairo, R (9, FH)										1	0	0	0	0	0	1						
61 Bronson Arroyo, R (1, 1)										2	0	0	0	0	1	1						
53 Arthur Rhodes, L (6, 1)										0	0	0	0	0	0	0						
28 Chris Heisey, R (6, 7)										2	0	0	0	0	1	1						
Inning Stats	R: 1 E: 0 K: 1 S: 11	H: 1 LOB: 0 BB: 0 P: 17	R: 1 E: 2 K: 1 S: 16	H: 0 LOB: 1 BB: 1 P: 25	R: 0 E: 0 K: 2 S: 12	H: 2 LOB: 2 BB: 0 P: 18	R: 1 E: 0 K: 1 S: 9	H: 1 LOB: 0 BB: 0 P: 11	R: 1 E: 0 K: 0 S: 5	H: 1 LOB: 0 BB: 0 P: 5	R: 0 E: 0 K: 0 S: 6	H: 0 LOB: 0 BB: 0 P: 12	R: 0 E: 0 K: 1 S: 9	H: 0 LOB: 0 BB: 0 P: 11	R: 0 E: 0 K: 1 S: 12	H: 1 LOB: 1 BB: 1 P: 16	R: 0 E: 0 K: 0 S: 7	H: 0 LOB: 1 BB: 1 P: 13	1B: 3 2B: 1 3B: 0 HR: 2	SF: 1 SAC: 1 DP: 0 HBP: 0	WP: 2 PB: 0 SB: 0 CS: 0	PA: 37
PITCHER	IP: 5.0 WLS: 22 BF: 22 ERA: 5.4	H: 4 R: 4 ER: 3 SO: 5	BB: 1 IBB: 0 HBP: 0 BLK: 0	WP: 1 HR: 2 S: 53 P: 76	ERA: 5.40 WHIP: 1.200	IP: 1.0 WLS: 4 BF: 4	H: 0 R: 0 ER: 0 SO: 0	BB: 1 IBB: 0 HBP: 0 BLK: 0	WP: 0 HR: 0 S: 7 P: 13	ERA: 0.00 WHIP: 1.000												
44 Roy Oswalt, R ERA: 5.4	16 J.C. Romero, L ERA: 0.2	37 Chad Durbin, R ERA: 0.1	52 Jose Contreras, R ERA: 1.0	46 Ryan Madson, R ERA: 1.0	54 Brad Lidge, R ERA: 1.0																	

Batter	1	2	3	4	5	6	7	8	9	AB	R	H	RBI	BB	SO	LOB	BOTTOM	
8 Shane Victorino, S OBP: 0.333, SLG: 0.375										4	1	0	1	1	0	4	Cincinnati Reds @ Philadelphia Phillies Citizens Bank Park, Philadelphia, PA Fri Oct 08 2010, 6:09 PM - 9:46 PM EDT Att: 46,511 - Clear - 72 F	
27 Placido Polanco, R (1, 5)										5	0	0	0	0	6			
26 Chase Utley, L OBP: 0.333, SLG: 0.286										4	2	2	2	0	1	0		
6 Ryan Howard, L OBP: 0.333, SLG: 0.143										3	0	1	0	2	2	3		
28 Jayson Werth, R OBP: 0.333, SLG: 0.250										4	2	2	1	1	0	2		
11 Jimmy Rollins, S (1, 6)										5	1	0	0	0	0	6		
29 Raul Ibanez, L OBP: 0.444, SLG: 0.500										4	0	2	0	1	1	2		
51 Carlos Ruiz, R (1, 2)										3	0	0	1	1	0	5		
44 Roy Oswalt, R ERA: 5.4	61 Bronson Arroyo, R ERA: 1.69	53 Arthur Rhodes, L ERA: 0.1	66 Logan Ondrusek, R ERA: 0.1	54 Aroldis Chapman, L ERA: 0.2	40 Nick Masset, R ERA: 1.1													
Inning Stats	R: 0 E: 0 K: 0 S: 6	H: 0 LOB: 0 BB: 0 P: 9	R: 0 E: 0 K: 0 S: 9	H: 1 LOB: 1 BB: 0 P: 14	R: 0 E: 0 K: 1 S: 9	H: 1 LOB: 1 BB: 1 P: 16	R: 2 E: 2 K: 1 S: 21	H: 2 LOB: 2 BB: 0 P: 30	R: 1 E: 0 K: 1 S: 18	H: 0 LOB: 3 BB: 2 P: 33	R: 3 E: 1 K: 1 S: 17	H: 2 LOB: 2 BB: 0 P: 22	R: 1 E: 0 K: 0 S: 12	H: 2 LOB: 3 BB: 2 P: 28	1B: 8 2B: 0 3B: 0 HR: 0	SF: 0 SAC: 0 DP: 1 HBP: 3		WP: 0 PB: 2 SB: 0 CS: 0

Batter	1	2	3	4	5	6	7	8	9	AB	R	H	RBI	BB	SO	LOB	TOP		
8 Shane Victorino, S (1,8) OBP: 0.286, SLG: 0.308	F9	L6			G3		1B		F8	5	0	1	0	0	0	2	Philadelphia Phillies @ Cincinnati Reds Great American Ball Park, Cincinnati, OH Sun Oct 10 2010, 8:08 PM - 11:08 PM EDT Att. 44,599 - Clear - 82 F livebaseballscorecards.com		
27 Placido Polanco, R (1,5) OBP: 0.111, SLG: 0.111	1B		G4-3		F9		G6-4-3			4	1	1	0	0	0	1			
26 Chase Utley, L (1,4) OBP: 0.308, SLG: 0.545	F8			K			F7			4	1	1	1	0	1	1			
6 Ryan Howard, L (1,3) OBP: 0.231, SLG: 0.273	1B				G4-3			K		4	0	2	0	0	1	0			
28 Jayson Werth, R (1,9) OBP: 0.231, SLG: 0.167	E6					K		K		4	0	0	0	0	3	2			
11 Jimmy Rollins, S (1,6) OBP: 0.231, SLG: 0.091	F8							F8		3	0	1	0	1	0	2			
29 Raul Ibanez, L (1,7) OBP: 0.308, SLG: 0.333		F9			F8				L9	4	0	0	0	0	1	2			
51 Carlos Ruiz, R (1,2) OBP: 0.500, SLG: 0.375					FC5-4		E5			4	0	2	0	0	0	2			
35 Cole Hamels, L (1,1)		SH2-4			F8		F9		F8	3	0	0	0	0	0	4			
Inning Stats	R: 1 H: 2 E: 1 K: 0 S: 14	H: 2 LOB: 2 BB: 0 P: 21	R: 0 H: 1 E: 0 K: 0 S: 5	H: 1 LOB: 1 BB: 0 P: 11	R: 0 H: 1 E: 0 K: 2 S: 13	H: 1 LOB: 1 BB: 0 P: 22	R: 0 H: 0 E: 0 K: 0 S: 9	H: 0 LOB: 1 BB: 1 P: 15	R: 1 H: 1 E: 0 K: 0 S: 9	H: 1 LOB: 0 BB: 0 P: 14	R: 0 H: 1 E: 0 K: 2 S: 15	H: 1 LOB: 2 BB: 0 P: 20	R: 0 H: 1 E: 0 K: 2 S: 12	H: 0 LOB: 0 BB: 0 P: 19	R: 0 H: 1 E: 0 K: 0 S: 12	H: 1 LOB: 1 BB: 0 P: 18		1B: 6 2B: 1 3B: 0 HR: 1	SF: 0 DP: 1 HBP: 0
PITCHER	IP WLS BF H R ER SO BB IBB HBP BLK WP HR S P ERA WHIP																		
47 Johnny Cueto, R (1,1) ERA: 1.8	5.0 L 22 5 2 1 2 1 0 0 0 0 0 1 50 83 1.80 1.200																		
34 Homer Bailey, R (6,1) ERA:	2.0 8 2 0 0 2 0 0 0 0 0 0 0 21 29 0.00 1.000																		
45 Bill Bray, L (8,1) ERA:	0.1 1 0 0 0 1 0 0 0 0 0 0 0 5 8 0.00 0.000																		
40 Nick Masset, R (8,1) ERA: 4.5	0.2 2 0 0 0 1 0 0 0 0 0 0 0 7 11 0.00 0.000																		
54 Aroldis Chapman, L (9,1) ERA:	1.0 4 1 0 0 0 0 0 0 0 0 0 0 12 18 0.00 1.000																		

Batter	1	2	3	4	5	6	7	8	9	AB	R	H	RBI	BB	SO	LOB	BOTTOM		
6 Drew Stubbs, R (1,8) OBP: 0.273, SLG: 0.111	1B		L7			K		K		4	0	1	0	0	2	0	Philadelphia Phillies @ Cincinnati Reds Great American Ball Park, Cincinnati, OH Sun Oct 10 2010, 8:08 PM - 11:08 PM EDT Att. 44,599 - Clear - 82 F livebaseballscorecards.com		
4 Brandon Phillips, R (1,4) OBP: 0.333, SLG: 0.067	F8		F9			G6-3			1B	4	0	1	0	0	0	1			
19 Joey Votto, L (1,3) OBP: 0.091, SLG: 0.100	G1-3				G4-3		K		G4-6-3	4	0	0	0	0	1	2			
27 Scott Rolen, R (1,5) OBP: 0.091, SLG: 0.091							K		K	4	0	1	0	0	3	1			
31 Jonny Gomes, R (1,7)		G5-3			K		L7			3	0	0	0	0	1	1			
55 Ramon Hernandez, R (1,2) OBP: 0.143, SLG: 0.286		F9								3	0	1	0	0	0	1			
61 Bronson Arroyo, R (7, PR)					FC4					0	0	0	0	0	0	0			
45 Bill Bray, L (8,1) ERA:										0	0	0	0	0	0	0			
40 Nick Masset, R (8,1) ERA:										0	0	0	0	0	0	0			
54 Aroldis Chapman, L (9,1) ERA:										0	0	0	0	0	0	0			
32 Jay Bruce, L (1,9) OBP: 0.400, SLG: 0.625						P2		L9		3	0	1	0	0	0	1			
2 Orlando Cabrera, R (1,6) OBP: 0.125, SLG: 0.125						G3			F7	3	0	0	0	0	1	1			
47 Johnny Cueto, R (1,1) ERA:									G6-3	1	0	0	0	0	0	0			
43 Miguel Cairo, R (5, PH)										1	0	0	0	0	1	0			
34 Homer Bailey, R (6,1) ERA:										0	0	0	0	0	0	0			
29 Ryan Hanigan, R (8,2)										1	0	0	0	0	0	0			
Inning Stats	R: 0 H: 1 E: 0 K: 1 S: 9	H: 1 LOB: 1 BB: 0 P: 15	R: 0 H: 1 E: 0 K: 1 S: 11	H: 1 LOB: 1 BB: 0 P: 16	R: 0 H: 0 E: 0 K: 0 S: 5	H: 0 LOB: 0 BB: 0 P: 6	R: 0 H: 1 E: 0 K: 1 S: 9	H: 1 LOB: 1 BB: 0 P: 15	R: 0 H: 0 E: 0 K: 2 S: 10	H: 0 LOB: 0 BB: 0 P: 15	R: 0 H: 1 E: 0 K: 1 S: 14	H: 1 LOB: 0 BB: 0 P: 19	R: 0 H: 0 E: 0 K: 1 S: 7	H: 0 LOB: 0 BB: 0 P: 11	R: 0 H: 1 E: 0 K: 1 S: 10	H: 1 LOB: 0 BB: 0 P: 13	1B: 4 2B: 1 3B: 0 HR: 0	SF: 0 DP: 1 HBP: 0	WP: 0 PA: 31 PB: 0 CS: 0
PITCHER	IP WLS BF H R ER SO BB IBB HBP BLK WP HR S P ERA WHIP																		
35 Cole Hamels, L (1,1) ERA:	9.0 W 31 5 0 0 9 0 0 0 0 0 0 0 119 82 0.00 0.556																		

AB 35
R 2
H 8
RBI 1
BB 1
SO 6
LOB 16



AB 31
R 0
H 5
RBI 0
SO 9
LOB 8



Batter	1	2	3	4	5	6	7	8	9	AB	R	H	RBI	BB	SO	LOB	TOP					
56 Andres Torres, S OBP: 0.182, SLG: 0.143	L8		K		G4-3		K		K	5	0	1	0	0	2	3	San Francisco Giants @ Philadelphia Phillies Citizens Bank Park, Philadelphia, PA Sat Oct 16 2010, 7:59 PM - 10:58 PM EDT Att: 45,929 - Clear - 59 F					
21 Freddy Sanchez, R OBP: 0.174, SLG: 0.095	F8			F8		G6-3	K		F8	5	0	0	0	0	1	4						
17 Aubrey Huff, L OBP: 0.364, SLG: 0.263 38 Brian Wilson, R (8, 1)	G6-3			9 1B		G4-3			F7	4	0	1	0	0	0	0						
28 Buster Posey, R OBP: 0.409, SLG: 0.400		K		K		9 2B			G6-3	4	1	1	0	0	2	1						
9 Pat Burrell, R OBP: 0.400, SLG: 0.692 12 Nate Schierholz, L OBP: 0.200, SLG: 0.200		K				5 1B			K	3	0	2	1	0	1	0						
5 Juan Uribe, R OBP: 0.156, SLG: 0.111	F8					1-H 5 1B			K	1	1	0	0	0	1	0						
14 Mike Fontenot, L OBP: 0.200, SLG: 0.400						2-H 1B			K	4	0	1	1	0	1	2						
13 Cody Ross, R OBP: 0.421, SLG: 0.941						1-H 1B			K	4	0	1	0	0	0	1						
55 Tim Lincecum, L (1, 1) 49 Javier López, L (8, 1) 35 Travis Ishikawa, L (8, 3)									35 HBP	3	2	2	2	1	0	0						
									35 HBP	3	0	0	0	0	2	0						
									1-2 2-3 HBP	0	0	0	0	0	0	0						
Inning Stats	R: 0 E: 0 K: 0 S: 7	H: 0 LOB: 0 BB: 8	R: 0 E: 0 K: 2 S: 7	H: 0 LOB: 0 BB: 11	R: 1 E: 0 K: 2 S: 12	H: 1 LOB: 0 BB: 16	R: 0 E: 0 K: 1 S: 11	H: 2 LOB: 2 BB: 17	R: 1 E: 0 K: 1 S: 9	H: 1 LOB: 0 BB: 15	R: 2 E: 0 K: 0 S: 17	H: 3 LOB: 1 BB: 22	R: 0 E: 0 K: 1 S: 10	H: 1 LOB: 0 BB: 16	R: 0 E: 0 K: 1 S: 7	H: 0 LOB: 0 BB: 9	R: 0 E: 0 K: 2 S: 14	H: 1 LOB: 3 BB: 1	1B: 6 2B: 1 3B: 0 HR: 2	SF: 0 SAC: 0 DP: 0 HBP: 1	WP: 0 PB: 0 SB: 1 CS: 0	PA: 38
PITCHER	IP WLS BF H R ER SO BB IBB HBP BLK WP HR S P ERA WHIP	7.0 L 29 8 4 4 7 0 0 0 0 0 2 73 105 5.14 1.143	1.0 3 0 0 0 1 0 0 0 0 0 0 7 9 0.00 0.000	1.0 6 1 0 0 2 1 0 1 0 0 0 14 23 0.00 2.000	PITCHER										IP WLS BF H R ER SO BB IBB HBP BLK WP HR S P ERA WHIP							

Batter	1	2	3	4	5	6	7	8	9	AB	R	H	RBI	BB	SO	LOB	BOTTOM					
8 Shane Victorino, S OBP: 0.211, SLG: 0.222	L9		G4-6-3		P4		K2-3		K	5	0	0	0	0	2	2	San Francisco Giants @ Philadelphia Phillies Citizens Bank Park, Philadelphia, PA Sat Oct 16 2010, 7:59 PM - 10:58 PM EDT Att: 45,929 - Clear - 59 F					
27 Placido Polanco, R OBP: 0.154, SLG: 0.231	F8		6 PB		F8		G6-3			4	0	1	0	0	0	0						
26 Chase Utley, L OBP: 0.353, SLG: 0.500	F7		6 PB						G4-3	3	1	1	0	1	0	0						
6 Ryan Howard, L OBP: 0.353, SLG: 0.333			K						K	4	0	1	0	0	3	3						
28 Jayson Werth, R OBP: 0.353, SLG: 0.467					29 FC4-6 BB					3	1	2	2	1	1	1						
11 Jimmy Rollins, S OBP: 0.176, SLG: 0.067									K	4	0	0	0	0	3	3						
29 Raul Ibanez, L OBP: 0.294, SLG: 0.267									K	3	0	0	0	1	1	2						
51 Carlos Ruiz, R OBP: 0.500, SLG: 0.636 21 Wilson Valdez, R OBP: 0.333, SLG: 0.333										3	1	1	1	0	1	2						
34 Roy Halladay, R OBP: 0.400, SLG: 0.400 9 Dominic Brown, L (7, PH) 46 Ryan Madson, L (8, 1) 54 Brad Lidge, R (9, 1) 7 Ross Gload, L (9, PH)									K	2	0	1	0	0	1	0						
									K	1	0	0	0	0	0	0						
									K	0	0	0	0	0	0	0						
									K	1	0	0	0	0	1	1						
Inning Stats	R: 0 E: 0 K: 0 S: 5	H: 0 LOB: 0 BB: 0	R: 0 E: 0 K: 1 S: 11	H: 1 LOB: 1 BB: 0	R: 1 E: 0 K: 1 S: 11	H: 3 LOB: 2 BB: 1	R: 0 E: 0 K: 1 S: 8	H: 0 LOB: 1 BB: 1	R: 0 E: 0 K: 1 S: 6	H: 0 LOB: 0 BB: 11	R: 2 E: 0 K: 3 S: 20	H: 2 LOB: 1 BB: 30	R: 0 E: 0 K: 1 S: 10	H: 0 LOB: 0 BB: 12	R: 0 E: 0 K: 2 S: 12	H: 1 LOB: 1 BB: 19	R: 0 E: 0 K: 3 S: 12	H: 0 LOB: 1 BB: 22	1B: 3 2B: 2 3B: 0 HR: 2	SF: 0 SAC: 0 DP: 1 HBP: 1	WP: 0 PB: 1 SB: 0 CS: 0	PA: 37
PITCHER	IP WLS BF H R ER SO BB IBB HBP BLK WP HR S P ERA WHIP	7.0 W 29 6 3 3 3 3 0 0 0 0 0 7 71 113 3.86 1.286	0.2 H 2 0 0 0 1 0 0 0 0 0 7 9 0.00 0.000	1.1 S 6 1 0 0 4 0 0 1 0 0 0 17 32 0.00 0.750	PITCHER										IP WLS BF H R ER SO BB IBB HBP BLK WP HR S P ERA WHIP							

Batter	1	2	3	4	5	6	7	8	9	AB	R	H	RBI	BB	SO	LOB	TOP					
56 Andres Torres, S OBP: 0.154, SLG: 0.120										4	0	0	0	0	4	1						
21 Freddy Sanchez, R OBP: 0.222, SLG: 0.160										4	0	2	0	0	1	0						
17 Aubrey Huff, L OBP: 0.308, SLG: 0.217										4	0	0	0	0	0	3						
28 Buster Posey, R OBP: 0.385, SLG: 0.348										3	0	0	0	1	0	1						
9 Pat Burrell, R OBP: 0.316, SLG: 0.529										4	0	0	0	0	1	1						
13 Cody Ross, R OBP: 0.435, SLG: 1.000										3	1	1	1	1	1	1						
14 Mike Fontenot, L OBP: 0.231, SLG: 0.333										2	0	0	0	1	1	1	AB 31					
46 Santiago Casilla, R										0	0	0	0	0	0	0	R 1					
54 Sergio Romo, R										0	0	0	0	0	0	0	H 4					
35 Travis Ishikawa, L OBP: 0.600, SLG: 0.333										1	0	1	0	0	0	0	RBI 1					
16 Edgar Renteria, R OBP: 0.333, SLG: 0.333										4	0	0	0	0	0	3	BB 4					
57 Jonathan Sanchez, L										2	0	0	0	0	2	1	SO 10					
52 Ramon E Ramirez, R										0	0	0	0	0	0	0	LOB 12					
41 Jeremy Affeldt, L										0	0	0	0	0	0	0						
48 Pablo Sandoval, S OBP: 0.375, SLG: 0.167										0	0	0	0	1	0	0						
Inning Stats	R: 0 E: 0 K: 1 S: 7	H: 0 LOB: 0 BB: 0 P: 10	R: 0 E: 0 K: 1 S: 8	H: 0 LOB: 1 BB: 1 P: 17	R: 0 E: 0 K: 2 S: 8	H: 0 LOB: 0 BB: 0 P: 11	R: 0 E: 0 K: 1 S: 7	H: 0 LOB: 0 BB: 0 P: 9	R: 1 E: 0 K: 1 S: 10	H: 1 LOB: 1 BB: 1 P: 19	R: 0 E: 0 K: 1 S: 8	H: 1 LOB: 1 BB: 0 P: 12	R: 0 E: 0 K: 1 S: 7	H: 0 LOB: 0 BB: 0 P: 10	R: 0 E: 0 K: 1 S: 16	H: 1 LOB: 2 BB: 1 P: 23	R: 0 E: 0 K: 1 S: 10	H: 1 LOB: 2 BB: 1 P: 22	1B: 3 2B: 0 3B: 0 HR: 1	SF: 0 SAC: 0 DP: 0 HBP: 0	WP: 0 PB: 0 SB: 0 CS: 0	PA: 35
PITCHER	IP WLS BF H R ER SO BB IBB HBP BLK WP HR S P ERA WHIP																					
44 Roy Oswalt, R ERA: 2.77	8.0 W 30 3 1 1 9 3 0 0 0 0 1 71 111 1.12 0.750																					
46 Ryan Madson, R ERA:	1.0 5 1 0 0 1 1 0 0 0 0 0 10 22 0.00 2.000																					

San Francisco Giants @ Philadelphia Phillies
Citizens Bank Park, Philadelphia, PA
Sun Oct 17 2010, 8:20 PM - 11:22 PM EDT
Att. 46,099 - Clear - 70 F

AB	31
R	1
H	4
RBI	1
BB	4
SO	10
LOB	12



Batter	1	2	3	4	5	6	7	8	9	AB	R	H	RBI	BB	SO	LOB	BOTTOM			
8 Shane Victorino, S OBP: 0.261, SLG: 0.318										4	1	2	0	0	1	0				
26 Chase Utley, L OBP: 0.364, SLG: 0.412										3	2	0	0	2	1	2				
27 Placido Polanco, R OBP: 0.176, SLG: 0.250										3	1	1	2	0	0	1				
6 Ryan Howard, L OBP: 0.429, SLG: 0.444										3	0	2	0	1	1	2				
28 Jayson Werth, R OBP: 0.333, SLG: 0.389										3	1	0	0	1	2	5				
11 Jimmy Rollins, S OBP: 0.286, SLG: 0.222										3	0	2	4	1	0	0				
29 Raul Ibanez, L OBP: 0.238, SLG: 0.211										4	0	0	0	0	2	5				
51 Carlos Ruiz, R OBP: 0.400, SLG: 0.467										4	0	0	0	0	2	1				
44 Roy Oswalt, R OBP: 0.250, SLG: 0.250										3	1	1	0	0	0	1				
7 Ross Gload, L										1	0	0	0	0	0	0				
46 Ryan Madson, L										0	0	0	0	0	0	0				
Inning Stats	R: 1 E: 1 K: 3 S: 20	H: 0 LOB: 3 BB: 3 P: 35	R: 0 E: 0 K: 0 S: 5	H: 0 LOB: 0 BB: 0 P: 7	R: 0 E: 0 K: 2 S: 8	H: 1 LOB: 1 BB: 0 P: 15	R: 0 E: 0 K: 0 S: 13	H: 1 LOB: 1 BB: 0 P: 20	R: 1 E: 0 K: 0 S: 7	H: 2 LOB: 1 BB: 0 P: 10	R: 0 E: 0 K: 2 S: 8	H: 0 LOB: 0 BB: 0 P: 8	R: 4 E: 0 K: 1 S: 12	H: 3 LOB: 1 BB: 2 P: 27	R: 0 E: 0 K: 1 S: 8	H: 1 LOB: 1 BB: 0 P: 11	1B: 5 2B: 3 3B: 0 HR: 0	SF: 1 SAC: 1 DP: 0 HBP: 0	WP: 0 PB: 0 SB: 3 CS: 0	PA: 38
PITCHER	IP WLS BF H R ER SO BB IBB HBP BLK WP HR S P ERA WHIP																			
57 Jonathan Sanchez, L ERA: 2.03	6.0 L 27 5 3 2 7 3 0 0 0 0 0 64 100 3.00 1.333																			
52 Ramon E Ramirez, R ERA: 11.57	0.1 3 1 0 0 0 0 1 0 0 0 0 2 7 0.00 3.000																			
41 Jeremy Affeldt, L ERA: 27.0	0.1 2 0 0 0 1 0 1 0 0 0 0 3 9 0.00 0.000																			
46 Santiago Casilla, R ERA:	0.1 2 1 3 3 0 0 0 0 0 0 0 4 6 81.00 3.000																			
54 Sergio Romo, R ERA: 16.2	1.0 4 1 0 0 1 0 0 0 0 0 0 8 11 0.00 1.000																			

San Francisco Giants @ Philadelphia Phillies
Citizens Bank Park, Philadelphia, PA
Sun Oct 17 2010, 8:20 PM - 11:22 PM EDT
Att. 46,099 - Clear - 70 F

AB	31
R	6
H	8
RBI	6
BB	5
SO	9
LOB	17



Batter	1	2	3	4	5	6	7	8	9	AB	R	H	RBI	BB	SO	LOB	TOP					
8 Shane Victorino, S (1, 8) OBP: 0.296, SLG: 0.292	L6		HBP		BB		G4-3			2	0	0	0	1	0	2						
26 Chase Utley, L (1, 4) OBP: 0.308, SLG: 0.333	F8		G6-3		G4-3			P4		4	0	0	0	0	0	3						
27 Placido Polanco, R (1, 5) OBP: 0.143, SLG: 0.200	K			G1-3		G4-3		G5-3		4	0	0	0	0	1	0						
6 Ryan Howard, L (1, 3) OBP: 0.400, SLG: 0.409		F8			BB	G4-3			K	4	0	1	0	0	1	0						
28 Jayson Werth, R (1, 9) OBP: 0.320, SLG: 0.333		K				F9			K	3	0	0	0	1	2	0						
11 Jimmy Rollins, S (1, 6) OBP: 0.280, SLG: 0.227					F7		G4-3			4	0	1	0	0	0	2						
29 Raul Ibanez, L (1, 7) OBP: 0.200, SLG: 0.174			K	K			L3			4	0	0	0	0	2	3						
51 Carlos Ruiz, R (1, 2) OBP: 0.435, SLG: 0.471					F7					2	0	1	0	0	0	0						
35 Cole Hamels, L (1, 1)										2	0	0	0	0	1	1						
7 Ross Gload, L (7, PH)					G3-1					0	0	0	0	1	0	0						
52 Jose Contreras, R (7, 1)										0	0	0	0	0	0	0						
Inning Stats	R: 0 E: 0 K: 1 S: 9	H: 0 LOB: 0 BB: 0 P: 15	R: 0 E: 0 K: 1 S: 8	H: 0 LOB: 0 BB: 0 P: 13	R: 0 E: 0 K: 2 S: 11	H: 1 LOB: 2 BB: 0 P: 19	R: 0 E: 0 K: 1 S: 13	H: 1 LOB: 2 BB: 1 P: 19	R: 0 E: 0 K: 0 S: 6	H: 0 LOB: 0 BB: 0 P: 15	R: 0 E: 0 K: 0 S: 9	H: 0 LOB: 0 BB: 0 P: 14	R: 0 E: 0 K: 0 S: 13	H: 0 LOB: 2 BB: 1 P: 24	R: 0 E: 0 K: 1 S: 7	H: 0 LOB: 0 BB: 0 P: 9	R: 0 E: 0 K: 1 S: 8	H: 1 LOB: 0 BB: 0 P: 11	1B: 3 2B: 0 3B: 0 HR: 0	SF: 0 SAC: 0 DP: 1 HBP: 2	WP: 0 PB: 0 SB: 1 CS: 0	PA: 34
PITCHER	IP	WLS	BF	H	R	ER	SO	BB	IBB	HBP	BLK	WP	HR	S	P	ERA	WHIP					
18 Matt Cain, R (1, 1) ERA:	7.0	W	28	2	0	0	5	3	0	2	0	0	0	69	119	0.00	0.714					
49 Javier López, L (8, 1) ERA:	1.0	H	3	0	0	0	1	0	0	0	0	0	0	7	9	0.00	0.000					
38 Brian Wilson, R (9, 1) ERA:	1.0	S	3	1	0	0	1	0	0	0	0	0	0	8	11	0.00	1.000					

Philadelphia Phillies @ San Francisco Giants
AT&T Park, San Francisco, CA
Tue Oct 19 2010, 1:21 PM - 3:59 PM PDT
Att: 43,320 - Partly Cloudy - 62 F

AB 29
R 0
H 3
RBI 0
BB 3
SO 7
LOB 11



Batter	1	2	3	4	5	6	7	8	9	AB	R	H	RBI	BB	SO	LOB	BOTTOM					
16 Edgar Renteria, R (1, 6) OBP: 0.300, SLG: 0.300	F8			SH3	F8			P6		4	1	1	0	0	0	1						
21 Freddy Sanchez, R (1, 4) OBP: 0.200, SLG: 0.143	G6-3			SH3	E4			F8		3	0	0	0	0	0	0						
28 Buster Posey, R (1, 2) OBP: 0.333, SLG: 0.296	G5-3			K	K			P4		4	0	0	0	0	2	2						
9 Pat Burrell, R (1, 7) OBP: 0.318, SLG: 0.474			K							2	1	0	0	1	2	0						
12 Nate Schierholz, L (7, 9) OBP: 0.200, SLG: 0.200										0	0	0	0	0	0	0						
13 Cody Ross, R (1, 9) OBP: 0.423, SLG: 0.913										3	0	1	1	0	1	0						
17 Aubrey Huff, L (1, 3) OBP: 0.310, SLG: 0.231										3	0	1	1	0	0	0						
5 Juan Uribe, R (1, 5) OBP: 0.136, SLG: 0.095										3	0	0	0	0	0	2						
33 Aaron Rowand, R (1, 8) OBP: 0.400, SLG: 0.600										3	1	1	0	0	2	0						
49 Javier López, L (8, 1) ERA:										0	0	0	0	0	0	0						
38 Brian Wilson, R (9, 1) ERA:										0	0	0	0	0	0	0						
18 Matt Cain, R (1, 1) OBP: 0.250, SLG: 0.250										2	0	0	0	0	2	1						
56 Andres Torres, S (7, PH) OBP: 0.148, SLG: 0.115										1	0	0	0	0	0	0						
Inning Stats	R: 0 E: 0 K: 0 S: 12	H: 0 LOB: 0 BB: 0 P: 18	R: 0 E: 0 K: 1 S: 8	H: 0 LOB: 0 BB: 0 P: 12	R: 0 E: 0 K: 2 S: 7	H: 0 LOB: 0 BB: 0 P: 11	R: 2 E: 0 K: 1 S: 16	H: 3 LOB: 2 BB: 1 P: 28	R: 1 E: 1 K: 2 S: 14	H: 1 LOB: 1 BB: 0 P: 20	R: 0 E: 0 K: 2 S: 7	H: 0 LOB: 0 BB: 0 P: 12	R: 0 E: 0 K: 1 S: 6	H: 0 LOB: 0 BB: 0 P: 7	R: 0 E: 0 K: 0 S: 10	H: 0 LOB: 0 BB: 0 P: 17	1B: 3 2B: 1 3B: 0 HR: 0	SF: 0 SAC: 1 DP: 0 HBP: 0	WP: 0 PB: 0 SB: 0 CS: 0	PA: 30		
PITCHER	IP	WLS	BF	H	R	ER	SO	BB	IBB	HBP	BLK	WP	HR	S	P	ERA	WHIP					
35 Cole Hamels, L (1, 1) ERA: 1.2	6.0	L	24	4	3	2	8	1	0	0	0	0	0	64	101	3.00	0.833					
52 Jose Contreras, R (7, 1) ERA:	2.0		6	0	0	0	1	0	0	0	0	0	0	16	24	0.00	0.000					

Philadelphia Phillies @ San Francisco Giants
AT&T Park, San Francisco, CA
Tue Oct 19 2010, 1:21 PM - 3:59 PM PDT
Att: 43,320 - Partly Cloudy - 62 F

AB 28
R 3
H 4
RBI 2
BB 1
SO 9
LOB 6



Batter	1	2	3	4	5	6	7	8	9	AB	R	H	RBI	BB	SO	LOB	TOP										
8 Shane Victorino, S OBP: 0.270, SLG: 0.242										5	1	0	1	0	1	2	Philadelphia Phillies @ San Francisco Giants AT&T Park, San Francisco, CA Thu Oct 21 2010, 5:00 PM - 8:13 PM PDT Att: 43,713 - Overcast - 61 F										
27 Placido Polanco, R OBP: 0.276, SLG: 0.308										3	0	1	1	1	0	0											
26 Chase Utley, L OBP: 0.286, SLG: 0.300										4	0	1	0	0	1	1											
6 Ryan Howard, L OBP: 0.394, SLG: 0.393										4	0	0	0	0	3	3											
28 Jayson Werth, R OBP: 0.333, SLG: 0.464										4	1	1	1	0	1	2											
11 Jimmy Rollins, S OBP: 0.273, SLG: 0.233										4	0	1	0	0	1	0											
29 Raul Ibanez, L OBP: 0.241, SLG: 0.222										4	1	2	0	0	1	1											
51 Carlos Ruiz, R OBP: 0.419, SLG: 0.391										2	1	0	0	1	0	1											
34 Roy Halladay, R OBP: 0.333, SLG: 0.333										1	0	0	0	0	1	0											
7 Ross Ohlendorf, L										1	0	0	0	0	0	2											
52 Jose Contreras, R										0	0	0	0	0	0	0											
16 J.C. Romero, S										0	0	0	0	0	0	0											
46 Ryan Madson, L										0	0	0	0	0	0	0											
10 Ben Francisco, R										1	0	0	0	0	0	1											
54 Brad Lidge, R										0	0	0	0	0	0	0											
Inning Stats	R: 0 H: 0 K: 0 S: 6	H: 0 LOB: 0 BB: 0 P: 12	R: 0 H: 0 K: 2 S: 10	H: 0 LOB: 0 BB: 0 P: 14	R: 3 H: 3 K: 1 S: 19	H: 3 LOB: 2 BB: 0 P: 27	R: 0 H: 0 K: 1 S: 9	H: 0 LOB: 0 BB: 0 P: 14	R: 0 H: 0 K: 1 S: 10	H: 0 LOB: 0 BB: 0 P: 13	R: 0 H: 1 K: 1 S: 9	H: 1 LOB: 1 BB: 1 P: 15	R: 0 H: 0 K: 1 S: 9	H: 0 LOB: 1 BB: 1 P: 18	R: 1 H: 2 K: 1 S: 13	H: 2 LOB: 2 BB: 0 P: 22	1B: 5 2B: 1 3B: 0 HR: 1	SF: 0 SAC: 1 DP: 1 HBP: 1	WP: 0 PA: 37 PB: 0 SB: 3 CS: 0								
PITCHER	IP	WLS	BF	H	R	ER	SO	BB	IBB	HBP	BLK	WP	HR	S	P	ERA	WHIP										
55 Tim Lincecum, R ERA: 1.96	7.0	L	27	4	3	2	7	1	0	1	0	0	0	69	104	2.57	0.714										
54 Sergio Romo, R ERA: 9.0	0.1		2	0	0	0	0	1	0	0	0	0	0	4	9	0.00	3.000										
49 Javier López, L ERA: 2.25	0.2		2	0	0	0	1	0	0	0	0	0	0	5	9	0.00	0.000										
52 Ramon E Ramirez, R ERA: 12.0	0.2		5	2	1	1	0	0	0	0	0	0	1	10	16	13.50	3.000										
41 Jeremy Affeldt, L ERA: 13.5	0.1		1	0	0	0	1	0	0	0	0	0	0	3	6	0.00	0.000										

Batter	1	2	3	4	5	6	7	8	9	AB	R	H	RBI	BB	SO	LOB	BOTTOM										
56 Andres Torres, S OBP: 0.265, SLG: 0.194										3	1	2	0	1	0	0	Philadelphia Phillies @ San Francisco Giants AT&T Park, San Francisco, CA Thu Oct 21 2010, 5:00 PM - 8:13 PM PDT Att: 43,713 - Overcast - 61 F										
21 Freddy Sanchez, R OBP: 0.231, SLG: 0.189										4	0	2	0	0	0	2											
17 Aubrey Huff, L OBP: 0.316, SLG: 0.257										4	0	0	0	0	0	6											
28 Buster Posey, R OBP: 0.385, SLG: 0.400										3	0	0	1	1	1	1											
9 Pat Burrell, R OBP: 0.333, SLG: 0.440										4	1	1	0	0	2	2											
13 Cody Ross, R OBP: 0.412, SLG: 0.833										4	0	1	1	0	3	1											
48 Pablo Sandoval, S OBP: 0.313, SLG: 0.286										4	0	1	0	0	0	1											
5 Juan Uribe, R OBP: 0.111, SLG: 0.080										4	0	0	0	0	1	2											
55 Tim Lincecum, L										2	0	0	0	0	1	0											
14 Mike Fontenot, L										1	0	0	0	0	0	0											
54 Sergio Romo, R										0	0	0	0	0	0	0											
49 Javier López, R										0	0	0	0	0	0	0											
52 Ramon E Ramirez, R										0	0	0	0	0	0	0											
41 Jeremy Affeldt, L										0	0	0	0	0	0	0											
35 Travis Ishikawa, L										1	0	0	0	0	0	1											
Inning Stats	R: 1 H: 1 K: 1 S: 10	H: 1 LOB: 1 BB: 1 P: 18	R: 0 H: 0 K: 1 S: 18	H: 0 LOB: 0 BB: 0 P: 25	R: 0 H: 1 K: 0 S: 9	H: 1 LOB: 1 BB: 0 P: 12	R: 1 H: 2 K: 0 S: 8	H: 2 LOB: 0 BB: 0 P: 11	R: 0 H: 1 K: 1 S: 13	H: 1 LOB: 2 BB: 1 P: 16	R: 0 H: 1 K: 2 S: 16	H: 1 LOB: 2 BB: 1 P: 26	R: 0 H: 1 K: 1 S: 10	H: 1 LOB: 1 BB: 0 P: 14	R: 0 H: 0 K: 3 S: 10	H: 0 LOB: 0 BB: 0 P: 13	R: 0 H: 0 K: 1 S: 7	H: 0 LOB: 0 BB: 0 P: 10	1B: 5 2B: 3 3B: 0 HR: 0	SF: 0 SAC: 0 DP: 1 HBP: 0	WP: 0 PA: 36 PB: 0 SB: 0 CS: 0						
PITCHER	IP	WLS	BF	H	R	ER	SO	BB	IBB	HBP	BLK	WP	HR	S	P	ERA	WHIP										
34 Roy Halladay, R ERA: 2.45	6.0	W	26	6	2	2	5	2	0	0	0	0	0	7	11	0.00	1.500										
52 Jose Contreras, R	0.2	H	3	1	0	0	1	0	0	0	0	0	0	7	11	0.00	1.500										
16 J.C. Romero, L	0.1	H	1	0	0	0	0	0	0	0	0	0	0	1	3	0.00	0.000										
46 Ryan Madson, R	1.0	H	3	0	0	0	3	0	0	0	0	0	0	10	13	0.00	0.000										
54 Brad Lidge, R	1.0	S	3	0	0	0	1	0	0	0	0	0	0	7	10	0.00	0.000										



Batter	1	2	3	4	5	6	7	8	9	AB	R	H	RBI	BB	SO	LOB	TOP									
56 Andres Torres, S OBP: 0.308, SLG: 0.250 33 Aaron Rowand, R OBP: 0.286, SLG: 0.429	0-1 1B		1-2 SH1-4 1B		0-3 K		2-3 K		0-0 1B	5	0	3	0	0	2	1	San Francisco Giants @ Philadelphia Phillies Citizens Bank Park, Philadelphia, PA Sat Oct 23 2010, 7:58 PM - 11:38 PM EDT Att: 46,062 - Clear - 61 F									
21 Freddy Sanchez, R OBP: 0.279, SLG: 0.268	0-3 K		0-0 SH1-4		0-0 SAFE K		1-1 SAFE K		0-0 1B	4	0	3	0	0	1	1										
17 Aubrey Huff, L OBP: 0.326, SLG: 0.256	1-3 K		0-0 2B		3-2 P5		4-0 2B		1-3 K	4	1	1	1	1	2	5										
28 Buster Posey, R OBP: 0.364, SLG: 0.359	2-2 F9		0-0 E5 1B		2-3 K		2-0 FC4-6 IBB		4-0 IBB	4	0	0	0	1	1	5										
9 Pat Burrell, R OBP: 0.324, SLG: 0.414 55 Tim Lincecum, L 38 Brian Wilson, R	1-2 1B		1-0 F7		3-3 K		1-0 G6-3		2-1 G3	4	0	1	0	0	1	1										
13 Cody Ross, R OBP: 0.395, SLG: 0.794	0-0 G5-4-3		2-2 F9		1-2 2B		1-1 F7			4	0	1	0	0	0	1										
5 Juan Uribe, R OBP: 0.194, SLG: 0.250	0-0 1B		0-0 P5		2-0 HBP		0-0 HR			3	1	2	1	0	0	0										
16 Edgar Renteria, R OBP: 0.211, SLG: 0.167	1-2 F9		3-2 F9		2-2 G4-3		1-3 K			4	0	0	0	0	1	3										
57 Jonathan Sanchez, L 41 Jeremy Affeldt, L 14 Mike Fontenot, L 40 Madison Bumgarner, R 35 Travis Ishikawa, L 49 Javier Lopez, L 12 Nate Schierholz, L	1-2 1B		1-2 SH1-4 1B		2-2 1B		2-3 K		0-3 K	1	1	1	0	0	0	0		San Francisco Giants @ Philadelphia Phillies Citizens Bank Park, Philadelphia, PA Sat Oct 23 2010, 7:58 PM - 11:38 PM EDT Att: 46,062 - Clear - 61 F								
Inning Stats	R: 0 E: 0 K: 2 S: 12	H: 1 LOB: 1 BB: 0 P: 15	R: 0 E: 0 K: 0 S: 11	H: 2 LOB: 1 BB: 0 P: 13	R: 2 E: 1 K: 0 S: 10	H: 3 LOB: 1 BB: 0 P: 13	R: 0 E: 0 K: 0 S: 8	H: 0 LOB: 0 BB: 0 P: 13	R: 0 E: 0 K: 2 S: 16	H: 2 LOB: 2 BB: 0 P: 23	R: 0 E: 0 K: 1 S: 14	H: 1 LOB: 1 BB: 0 P: 22	R: 0 E: 0 K: 2 S: 11	H: 1 LOB: 2 BB: 1 P: 22	R: 1 E: 0 K: 1 S: 7	H: 1 LOB: 0 BB: 0 P: 10			R: 0 E: 0 K: 2 S: 10	H: 2 LOB: 3 BB: 1 P: 17	1B: 10 2B: 2 3B: 0 HR: 1	SF: 0 SAC: 1 DP: 2 HBP: 1	WP: 0 PB: 0 SB: 0 CS: 0	PA: 41		
PITCHER	IP	WLS	BF	H	R	ER	SO	BB	IBB	HBP	BLK	WP	HR	S	P	ERA	WHIP									
44 Roy Oswalt, R ERA: 2.75	6.0		26	9	2	1	5	0	0	1	0	0	0	71	99	1.50	1.500									
46 Ryan Madson, R ERA: 1.17	2.0	L	9	2	1	1	3	0	1	0	0	0	1	18	32	4.50	1.000									
54 Brad Lidge, R ERA:	1.0		6	2	0	0	2	0	1	0	0	0	0	10	17	0.00	2.000									

Batter	1	2	3	4	5	6	7	8	9	AB	R	H	RBI	BB	SO	LOB	BOTTOM									
11 Jimmy Rollins, S OBP: 0.289, SLG: 0.235	3-2 G5-3		3-3 K		0-0 6 2B		1-0 F8		4-2 27 FC5-4 BB	4	0	1	0	1	1	1	San Francisco Giants @ Philadelphia Phillies Citizens Bank Park, Philadelphia, PA Sat Oct 23 2010, 7:58 PM - 11:38 PM EDT Att: 46,062 - Clear - 61 F									
27 Placido Polanco, R OBP: 0.294, SLG: 0.276 21 Wilson Valdez, R OBP: 0.333, SLG: 0.333	4-0 26 WP 2B		4-1 26 HBP BB		0-1 F8		2-1 F9		1-0 FC5-4 26 BB	3	1	0	0	2	0	2										
26 Chase Utley, L OBP: 0.325, SLG: 0.333	2-1 6 1B 28 SF7 2B		3-0 HBP		0-1 F8		0-2 G1-3		4-1 BB	3	1	1	1	1	0	1										
6 Ryan Howard, L OBP: 0.395, SLG: 0.424	0-1 8 1B		2-3 K		2-0 K		2-3 K		3-3 K	5	0	2	0	0	3	4										
28 Jayson Werth, R OBP: 0.324, SLG: 0.433	2-0 SF7		3-2 F9		4-0 IBB		2-3 K			2	0	0	1	1	1	2										
8 Shane Victorino, S OBP: 0.293, SLG: 0.270	1-0 1B		1-0 G3		1-0 G1-3					4	0	2	0	0	0	5										
29 Raul Ibanez, L OBP: 0.273, SLG: 0.290	1-1 P4		1-2 G6-3		2-1 SH5-4 2B		1-1 1B			4	0	2	0	0	0	2										
51 Carlos Ruiz, R OBP: 0.382, SLG: 0.346	2-2 G6-3		2-3 K		0-0 SH5-4		1-1 L3-6			3	0	0	0	0	1	2										
44 Roy Oswalt, R OBP: 0.167, SLG: 0.167 10 Ben Francisco, R OBP: 0.298, SLG: 0.167 46 Ryan Madson, L 54 Brad Lidge, R 7 Ross Gload, L	1-1 G4-3		0-0 F9		2-3 K		2-3 K		1-0 G4-3	2	0	0	0	0	0	0		San Francisco Giants @ Philadelphia Phillies Citizens Bank Park, Philadelphia, PA Sat Oct 23 2010, 7:58 PM - 11:38 PM EDT Att: 46,062 - Clear - 61 F								
Inning Stats	R: 2 E: 0 K: 0 S: 11	H: 3 LOB: 2 BB: 1 P: 24	R: 0 E: 0 K: 1 S: 12	H: 0 LOB: 0 BB: 0 P: 18	R: 0 E: 0 K: 1 S: 10	H: 0 LOB: 2 BB: 1 P: 23	R: 0 E: 0 K: 1 S: 8	H: 0 LOB: 0 BB: 0 P: 11	R: 0 E: 0 K: 0 S: 7	H: 2 LOB: 3 BB: 1 P: 14	R: 0 E: 0 K: 1 S: 7	H: 1 LOB: 1 BB: 0 P: 12	R: 0 E: 0 K: 1 S: 8	H: 0 LOB: 0 BB: 0 P: 12	R: 0 E: 0 K: 1 S: 13	H: 2 LOB: 1 BB: 0 P: 19			R: 0 E: 0 K: 1 S: 10	H: 0 LOB: 2 BB: 2 P: 23	1B: 5 2B: 4 3B: 0 HR: 0	SF: 1 SAC: 1 DP: 1 HBP: 1	WP: 1 PB: 0 SB: 0 CS: 0	PA: 40		
PITCHER	IP	WLS	BF	H	R	ER	SO	BB	IBB	HBP	BLK	WP	HR	S	P	ERA	WHIP									
57 Jonathan Sanchez, L ERA: 2.93	2.0		12	3	2	2	1	2	0	1	0	0	0	24	50	9.00	2.500									
41 Jeremy Affeldt, L ERA: 3.38	2.0		6	0	0	0	2	0	0	0	0	0	0	17	26	0.00	0.000									
40 Madison Bumgarner, L ERA: 3.95	2.0		10	3	0	0	1	0	1	0	0	0	0	14	26	0.00	1.500									
49 Javier Lopez, L ERA: 1.8	1.0	W	3	0	0	0	1	0	0	0	0	0	0	8	12	0.00	0.000									
55 Tim Lincecum, R ERA: 1.93	0.1	H	3	2	0	0	1	0	0	0	0	0	0	11	16	0.00	6.000									
38 Brian Wilson, R ERA:	1.2		6	0	0	0	0	0	0	0	0	0	0	12	26	0.00	1.200									

AB	37
R	3
H	13
RBI	2
BB	2
SO	10
LOB	20

