Philadelphia Phillies - 2011

Batter	1	2	3	4	5	6	7	8	9	AB	R	H	RBI	BB	SO	LOB
8 Devon Travis, R (1, 4) Rafael Lopez, L (7, 4)	F9		P6		G5-4-3 1-2f			K		3 3	0 0	0 0	0 0	0 0	0 2	2 2
32 Sherman Johnson, L (1, 5) OBP: 0.500, SLG: 0.500 Sean Gilmartin, L (6, PH) OBP: 1.000, SLG: 1.000 6 Sean O'Brien, R (6, 5) (7, 6)	1B			L1		1B		K		2 1 1	0 0 0	1 1 0	0 0 0	0 0 0	0 0 1	0 0 0
25 Mike McGee, R (1, 8) OBP: 0.500, SLG: 0.500 23 Taiwan Easterling, R (6, PH) (6, 8)	K			16 F9 E 1B		K		G3		2 2	0 0	1 0	0 0	0 0	1 1	1 1
James Ramsey, L (1, 9) 17 Robby Stahl, R (6, PH) (6, 9)	P6			E5 1-2		K			K	2 2	0 0	0 0	0 0	0 0	0 2	2 1
16 Jayce Boyd, R (1, 3) 13 Eric Arce, L (6, PH) (6, 3)		G4-3		F9 2-3		K			18 E BB	3 1	0 0	0 0	0 1	0 1	0 1	4 1
Rafael Lopez, L (1, 2) 7 Parker Brunelle, S (4, 2)		L1		K			F8		K	3 2	0 0	0 0	0 0	0 0	2 1	2 1
1 Stuart Tapley, R (1, 7) 18 Seth Miller, L (2, 7)		K			K		G4-3		E4 1-2	1 3	0 0	0 0	0 0	0 0	1 1	0 1
Justin Gonzalez, R (1, 6) OBP: 0.667, SLG: 0.500 16 Jayce Boyd, R (7, 5)			P5		BB 1B		BB		P4	2 3	0 0	1 0	0 0	1 0	0 0	0 4
Stephen McGee, R (1, 10) 37 Wil Breton, L (7, PH) (8, 10)			G6-3		8 G5-4-3 1-2 BB		P6			1 1	0 0	0 0	0 0	1 0	0 0	0 1
Inning Stats	R: 0 E: 0 K: 1 S: 6 H: 1 LOB: 1 BB: 0 P: 6	R: 0 E: 0 K: 1 S: 5 H: 0 LOB: 0 BB: 0 P: 5	R: 0 E: 0 K: 0 S: 3 H: 0 LOB: 0 BB: 0 P: 3	R: 0 E: 1 K: 1 S: 7 H: 1 LOB: 2 BB: 0 P: 7	R: 0 E: 0 K: 1 S: 5 H: 1 LOB: 1 BB: 1 P: 9	R: 0 E: 0 K: 3 S: 10 H: 1 LOB: 1 BB: 0 P: 10	R: 0 E: 0 K: 0 S: 3 H: 0 LOB: 1 BB: 1 P: 7	R: 0 E: 0 K: 2 S: 7 H: 0 LOB: 0 BB: 0 P: 7	R: 0 E: 1 K: 2 S: 8 H: 0 LOB: 2 BB: 1 P: 12	1B: 4 2B: 0 3B: 0 HR: 0 SF: 0 SAC: 0 DP: 1 HBP: 0						

PITCHER	IP	WLS	BF	H	R	ER	SO	BB	IBB	HBP	BLK	WP	HR	S	P	ERA	WHIP
64 Drew Naylor, R (1, 1) ERA:	2.0	W	7	1	0	0	2	0	0	0	0	0	0	11	11	0.00	0.500
83 Eddie Bonine, R (3, 1) ERA:	2.0		8	1	0	0	1	0	0	0	0	0	0	10	10	0.00	0.500
84 Juan Pablo Perez, L (5, 1) ERA:	1.0		4	1	0	0	1	1	0	0	0	0	0	5	9	0.00	2.000
68 Michael Stutes, R (6, 1) ERA:	1.0		4	1	0	0	3	0	0	0	0	0	0	10	10	0.00	1.000
78 Michael Schwimer, R (7, 1) ERA:	1.0		4	0	0	0	0	1	0	0	0	0	0	3	7	0.00	1.000

PITCHER	IP	WLS	BF	H	R	ER	SO	BB	IBB	HBP	BLK	WP	HR	S	P	ERA	WHIP
72 Justin De Fratus, R (8, 1) ERA:	1.0		3	0	0	0	2	0	0	0	0	0	0	7	7	0.00	0.000
47 Scott Mathieson, R (9, 1) ERA:	1.0		5	0	0	0	2	1	0	0	0	0	0	8	12	0.00	1.000

TOP

Florida State Seminoles @ Philadelphia Phillies

Bright House Field, Clearwater, FL

Thu Feb 24 2011, 1:08 PM - 3:20 PM EST

Att. 3,915 - Sunny - 74 F

livebaseballscorecards.com

AB	32
R	0
H	4
RBI	0
BB	3
SO	11
LOB	17



BOTTOM

Florida State Seminoles @ Philadelphia Phillies

Bright House Field, Clearwater, FL

Thu Feb 24 2011, 1:08 PM - 3:20 PM EST

Att. 3,915 - Sunny - 74 F

livebaseballscorecards.com

Batter	1	2	3	4	5	6	7	8	9	AB	R	H	RBI	BB	SO	LOB
8 Shane Victorino, S (1, 8)	G6-3	G4-3		G6-4-3 1-2f		SF8 3-H		G3-1		2	0	0	0	0	0	0
7 Michael Martinez, S (3, 8)										2	0	0	1	0	0	1
27 Placido Polanco, R (1, 5) OBP: 0.500, SLG: 0.500	6 2B 29 1B 1B	K			L7	K		K		2	1	1	0	0	1	0
65 Jeff Larish, L (3, 5)										2	0	0	0	0	1	2
73 Carlos Rivero, R (7, 5)										1	0	0	0	0	1	0
29 Raul Ibanez, L (1, 10) OBP: 0.667, SLG: 0.500	6 2B 1-2 1B	BB			P6		F8			2	1	1	0	1	0	0
86 Tagg Bozied, R (7, PH) (8, 10)										1	0	0	0	0	0	0
6 Ryan Howard, L (1, 3) OBP: 0.500, SLG: 1.000	9 1B 51 1B 1-H 2-H 2B	G4-3			F8		G4-3			2	1	1	2	0	0	1
7 Ross Gload, L (3, 3)										2	0	0	0	0	0	0
39 Robb Quinlan, R (8, 3)										0	0	0	0	0	0	0
10 Ben Francisco, R (1, 7)	51 1B 9 1B 60 SF8 BB		F8			9 FC3-6 1B	24 1B 23 2B HBP			1	1	0	0	1	0	0
15 John Mayberry Jr., R (4, 7) OBP: 1.000, SLG: 1.000										1	1	1	0	0	0	0
9 Domonic Brown, L (1, 9) OBP: 0.333, SLG: 0.333	60 SF8 51 1B 1-2 2-3 1B		G3-1			FC3-6 1-2f 61 1B 23 BB 71 1B	23 2B 61 WP 1-2 1B			3	1	1	0	0	0	1
24 Delwyn Young, S (7, 9) OBP: 1.000, SLG: 1.000										1	1	1	0	0	0	0
51 Carlos Ruiz, R (1, 2) OBP: 0.500, SLG: 0.500	1-2 2-3 3-H 1B		F9			71 1B 61 1B 7 SF8 1-2 BB	61 WP 1-3 2-H 2B			2	0	1	1	0	0	0
23 Brian Schneider, L (4, 2) OBP: 1.000, SLG: 2.000										1	1	1	1	1	0	0
77 Tuffy Gosewisch, R (8, 2)										0	0	0	0	0	0	0
60 Pete Orr, L (1, 4)	SF8 2-3 3-H			G4-3		71 1B 1-2 2-3 1B				1	0	0	1	0	0	0
61 Josh Barfield, R (5, 4) OBP: 0.500, SLG: 0.500										2	0	1	0	0	1	1
21 Wilson Valdez, R (1, 6) OBP: 0.500, SLG: 0.500	P5			7 G6-4-3 1B		1-2 2-3 3-H 1B		K		2	0	1	0	0	0	2
71 Freddy Galvis, S (5, 6) OBP: 0.500, SLG: 0.500										2	0	1	1	0	1	0
Inning Stats	R: 4 E: 0 K: 0 S: 8 H: 5 LOB: 2 BB: 1 P: 12	R: 0 E: 0 K: 1 S: 5 H: 0 LOB: 1 BB: 1 P: 9	R: 0 E: 0 K: 0 S: 3 H: 0 LOB: 0 BB: 0 P: 3	R: 0 E: 0 K: 0 S: 3 H: 1 LOB: 0 BB: 0 P: 3	R: 0 E: 0 K: 0 S: 3 H: 0 LOB: 0 BB: 0 P: 3	R: 2 E: 0 K: 1 S: 8 H: 3 LOB: 2 BB: 1 P: 12	R: 2 E: 0 K: 1 S: 7 H: 2 LOB: 1 BB: 0 P: 9	R: 0 E: 0 K: 2 S: 7 H: 0 LOB: 0 BB: 0 P: 7		1B: 9 2B: 2 3B: 0 HR: 0	SF: 2 SAC: 0 DP: 1 HBP: 1						

	AB	32
	R	8
	H	11
	RBI	7
	BB	3
	SO	5
	LOB	8

WP: 1 PB: 0 SB: 0 CS: 0 PA: 38

PITCHER		IP	WLS	BF	H	R	ER	SO	BB	IBB	HBP	BLK	WP	HR	S	P	ERA	WHIP
28 Tyler Everett, R	(1, 1)	1.0	L	9	5	4	4	0	1	0	0	0	0	0	8	12	36.00	6.000
ERA: 36.0																		
22 Robert Benincasa, R	(2, 1)	1.0		4	0	0	0	1	1	0	0	0	0	0	5	9	0.00	1.000
ERA:																		
44 Mack Waugh, R	(3, 1)	1.0		3	0	0	0	0	0	0	0	0	0	0	3	3	0.00	0.000
ERA:																		
14 Tye Buckley, L	(4, 1)	1.0		3	1	0	0	0	0	0	0	0	0	0	3	3	0.00	1.000
ERA:																		
38 Adam Simmons, R	(5, 1)	1.0		3	0	0	0	0	0	0	0	0	0	0	3	3	0.00	0.000
ERA:																		

PITCHER		IP	WLS	BF	H	R	ER	SO	BB	IBB	HBP	BLK	WP	HR	S	P	ERA	WHIP
36 Robby Scott, L	(6, 1)	1.0		7	3	2	2	1	1	0	0	0	0	0	8	12	18.00	4.000
ERA: 18.0																		
40 Peter Miller, R	(7, 1)	1.0		6	2	2	2	1	0	0	1	0	1	0	7	9	18.00	2.000
ERA: 18.0																		
51 Brandon Johnson, L	(8, 1)	1.0		3	0	0	0	2	0	0	0	0	0	0	7	7	0.00	0.000
ERA:																		

Philadelphia Phillies @ New York Yankees

George M. Steinbrenner Field, Tampa, FL

Sat Feb 26 2011, 1:25 PM - 4:29 PM EST

Att. 11,122 - Sunny - 77 F

TOP

livebaseballscorecards.com

Batter	1	2	3	4	5	6	7	8	9	AB	R	H	RBI	BB	SO	LOB
60 Pete Orr, L (1, 4) OBP: 0.333, SLG: 0.667	G4-3		G4-3		7 1B 2B 1-H		2-3 1B		7 FC4-6 1B	3	1	1	1	0	0	0
61 Josh Barfield, R (5, 4) OBP: 1.000, SLG: 1.000										2	0	2	0	0	0	0
7 Ross Gload, L (1, 10) OBP: 0.400, SLG: 0.400	1B		P5		2-H 1B		L9		FC4-6 1-2f	5	0	2	1	0	0	3
29 Raul Ibanez, L (1, 7)	F8			SSS K	F8			65 BB 39 1B 4 1B 1B	SSS K	2	0	0	0	0	1	1
15 John Mayberry Jr., R (4, 8) OBP: 0.333, SLG: 0.333										3	1	1	0	0	1	2
6 Ryan Howard, L (1, 3)	F7			F8		F9		65 BB 4 1B 1-2 1B	G1-3	2	0	0	0	0	0	1
39 Robb Quinlan, R (4, 3) OBP: 0.333, SLG: 0.333										3	1	1	0	0	0	1
10 Ben Francisco, R (1, 8) OBP: 1.000, SLG: 3.000		65 G6-4-3 3B		BBBB 9 S BB		F8		F3		1	1	1	0	1	0	0
24 Delwyn Young, S (4, 7)										2	0	0	0	0	0	2
9 Domonic Brown, L (1, 9)		BBBB 65 G6-4-3 BB		BSSS K 1-2		L9		F7		2	0	0	0	1	1	1
7 Michael Martinez, S (6, 8)										1	0	0	0	0	0	2
65 Jeff Larish, L (1, 5)		G6-4-3 1-2f 3-H			SSS K		G4-3	BBBB 4 1B 1-2 2-3 BB		3	0	0	0	1	1	1
23 Brian Schneider, L (1, 2)		G3			P6		61 1B 2B	1-3 2-H 3-H 1B		2	0	0	0	0	0	0
4 Dane Sardinha, R (5, 2) OBP: 1.000, SLG: 1.500										2	0	2	2	0	0	0
21 Wilson Valdez, R (1, 6) OBP: 0.500, SLG: 0.500			SSS K		60 2B 1B		P3	G1-3		2	1	1	0	0	1	0
25 Brian Bocock, R (5, 6)										2	0	0	0	0	0	3
Inning Stats	R: 0 E: 0 K: 0 S: 4 H: 1 LOB: 1 BB: 0 P: 4	R: 1 E: 0 K: 0 S: 3 H: 1 LOB: 0 BB: 1 P: 7	R: 0 E: 0 K: 1 S: 5 H: 0 LOB: 0 BB: 0 P: 5	R: 0 E: 0 K: 2 S: 7 H: 0 LOB: 1 BB: 1 P: 12	R: 2 E: 0 K: 1 S: 8 H: 3 LOB: 1 BB: 0 P: 8	R: 0 E: 0 K: 0 S: 3 H: 0 LOB: 0 BB: 0 P: 3	R: 0 E: 0 K: 0 S: 5 H: 2 LOB: 2 BB: 0 P: 5	R: 2 E: 0 K: 0 S: 6 H: 3 LOB: 2 BB: 1 P: 10	R: 0 E: 0 K: 1 S: 6 H: 1 LOB: 1 BB: 0 P: 6	1B: 8 2B: 2 3B: 1 HR: 0	SF: 0 SAC: 0 DP: 1 HBP: 0						

	AB	37
	R	5
	H	11
	RBI	4
	BB	3
	SO	5
	LOB	17

WP: 0 PB: 0 SB: 1 CS: 0 PA: 40

PITCHER		IP	WLS	BF	H	R	ER	SO	BB	IBB	HBP	BLK	WP	HR	S	P	ERA	WHIP
40 Bartolo Colon, R ERA: 4.5	(1, 1)	2.0		8	2	1	1	0	1	0	0	0	0	0	7	11	4.50	1.500
62 Joba Chamberlain, R ERA:	(3, 1)	1.0		3	0	0	0	1	0	0	0	0	0	0	5	5	0.00	0.000
30 David Robertson, R ERA:	(4, 1)	1.0		4	0	0	0	2	1	0	0	0	0	0	7	12	0.00	1.000
87 David Phelps, R ERA: 18.0	(5, 1)	1.0		6	3	2	2	1	0	0	0	0	0	0	8	8	18.00	3.000
74 Hector Noesí, R ERA:	(6, 1)	2.0		8	2	0	0	0	0	0	0	0	0	0	8	8	0.00	1.000
89 Eric Wordekemper, R ERA: 18.0	(8, 1)	1.0	L	7	3	2	2	0	1	0	0	0	0	0	6	10	18.00	4.000
43 Luis Ayala, R ERA:	(9, 1)	1.0		4	1	0	0	1	0	0	0	0	0	0	6	6	0.00	1.000

BOTTOM

Philadelphia Phillies @ New York Yankees

George M. Steinbrenner Field, Tampa, FL

Sat Feb 26 2011, 1:25 PM - 4:29 PM EST

Att. 11,122 - Sunny - 77 F

livebaseballscorecards.com

Batter	1	2	3	4	5	6	7	8	9	AB	R	H	RBI	BB	SO	LOB
2 Derek Jeter, R (1, 6)	G6-3	FC5 1-2 2-3f			63 S 25 3B 1B		F8		F7	2	0	0	0	0	0	2
26 Eduardo Núñez, R (5, 6) OBP: 0.333, SLG: 0.333										3	1	1	0	0	0	1
33 Nick Swisher, S (1, 9)	K		F8		F7 1-2		F9		94 1B 1B	2	0	0	0	0	1	0
63 Justin Maxwell, R (4, 9) OBP: 0.333, SLG: 0.333										3	0	1	0	0	0	2
25 Mark Teixeira, S (1, 3) OBP: 0.667, SLG: 1.500	HBP		G6-3		2-H 3B		1-H HR		1-3 60 FC6-4 1B	2	0	1	1	0	0	0
94 Jorge Vazquez, R (5, PR) OBP: 1.000, SLG: 2.500										2	1	2	2	0	0	0
(6, 3)																
13 Alex Rodriguez, R (1, 5) OBP: 0.500, SLG: 1.000	F8		2B		P6		2B		K	2	0	1	0	0	0	1
75 Brandon Laird, R (5, 5) OBP: 0.333, SLG: 0.667										3	0	1	0	0	1	3
24 Robinson Canó, L (1, 4)		E6 17 2B	G6-3			K	G6-3		FC6-4 1-2f	2	1	0	0	0	0	1
60 Kevin Russo, R (5, 4)										3	0	0	0	0	1	3
20 Jorge Posada, S (1, 10)		P6		BB 17 G6-4-3		BB 27 CS		K		1	0	0	0	0	0	1
18 Andruw Jones, R (4, PH) (5, 10)										1	0	0	0	2	1	0
14 Curtis Granderson, L (1, 8)	K		F8			1 SAFE BB 84 BLK 1-2		G6-3		1	0	0	0	0	1	1
27 Greg Golson, R (4, 8)										2	0	0	0	1	0	1
17 Francisco Cervelli, R (1, 2) OBP: 0.500, SLG: 1.000	2 FC5 1-H 2B		G6-4-3 1-2f			P2 1-2		1B		2	0	1	1	0	0	1
84 Austin Romine, R (6, 2) OBP: 0.500, SLG: 0.500										2	0	1	0	0	0	1
11 Brett Gardner, L (1, 7)	2 FC5 BB				K		94 HR BB		G4-3	0	0	0	0	1	0	0
61 Colin Curtis, L (4, 7)										2	1	0	0	1	1	1
Inning Stats	R: 0 E: 0 K: 1 S: 5 H: 0 LOB: 1 BB: 0 P: 6	R: 1 E: 1 K: 1 S: 7 H: 1 LOB: 2 BB: 1 P: 11	R: 0 E: 0 K: 0 S: 4 H: 1 LOB: 1 BB: 0 P: 4	R: 0 E: 0 K: 0 S: 2 H: 0 LOB: 0 BB: 1 P: 6	R: 1 E: 0 K: 1 S: 7 H: 2 LOB: 1 BB: 0 P: 8	R: 0 E: 0 K: 1 S: 4 H: 0 LOB: 1 BB: 2 P: 12	R: 2 E: 0 K: 0 S: 7 H: 2 LOB: 1 BB: 1 P: 13	R: 0 E: 0 K: 1 S: 6 H: 1 LOB: 1 BB: 0 P: 6	R: 0 E: 0 K: 1 S: 7 H: 2 LOB: 2 BB: 0 P: 7	1B: 4 2B: 3 3B: 1 HR: 1	SF: 0 SAC: 0 DP: 1 HBP: 1						

AB	35
R	4
H	9
RBI	4
BB	5
SO	6
LOB	19

WP: 0 PB: 0 SB: 1 CS: 1 PA: 41

PITCHER	IP	WLS	BF	H	R	ER	SO	BB	IBB	HBP	BLK	WP	HR	S	P	ERA	WHIP
35 Cole Hamels, L (1, 1) ERA:	2.0		10	1	1	0	2	1	0	1	0	0	0	12	17	0.00	1.000
49 Vance Worley, R (3, 1) ERA:	2.0		7	1	0	0	0	1	0	0	0	0	0	6	10	0.00	1.000
79 Ryan Feierabend, L (5, 1) ERA: 4.5	2.0	H	9	2	1	1	2	2	0	0	1	0	0	11	20	4.50	2.000
Brian Schlitter, R (7, 1) ERA: 18.0	1.0	W	6	2	2	2	0	1	0	0	0	0	1	7	13	18.00	3.000
59 Mike Zagurski, L (8, 1) ERA:	1.0	H	4	1	0	0	1	0	0	0	0	0	0	6	6	0.00	1.000

PITCHER	IP	WLS	BF	H	R	ER	SO	BB	IBB	HBP	BLK	WP	HR	S	P	ERA	WHIP
93 Jason Grilli, R (9, 1) ERA:	1.0	S	5	2	0	0	1	0	0	0	0	0	0	7	7	0.00	2.000

Batter	1	2	3	4	5	6	7	8	9	AB	R	H	RBI	BB	SO	LOB
11 Brett Gardner, L (1, 7) OBP: 1.000, SLG: 2.000	BBBB 4-0 33 G1-6-3 BB			BBBB 4-0 14 HR BB		X 0-0 33 2B 2B	X 0-0 G4-3 ③		X 0-0 G4-3 ③	1	2	1	0	2	0	0
96 Austin Krum, L (6, 7)										2	0	0	0	0	0	2
33 Nick Swisher, S (1, 9) OBP: 0.200, SLG: 0.400	X 0-0 ①② G1-6-3 1-2f			X 0-0 ① F8		X 0-0 14 E 2-H 2B		X 0-0 ① G1-6-3		3	0	1	1	0	0	2
78 Jordan Parraz, R (6, PR)										1	1	0	0	0	0	0
(6, 9)																
14 Curtis Granderson, L (1, 8) OBP: 0.250, SLG: 1.000	CCC 0-3 ③ K			X 0-0 1-H HR		X 0-0 E3 20 S 20 2B 2-H		X 0-0 95 CS 1B		3	2	1	2	0	1	0
77 Melky Mesa, R (6, 8) OBP: 1.000, SLG: 1.000										1	0	1	0	0	0	0
20 Jorge Posada, S (1, 10) OBP: 0.500, SLG: 0.667		X 0-0 ① G5-3		BBBB 4-0 83 FC6-4 BB		BX 1-0 83 1B 2-H 2B		SSS 0-3 ②③ K 1-2		2	0	1	1	1	0	0
95 Dan Brewer, R (6, PR)										1	1	0	0	0	1	1
(6, 10)																
12 Eric Chavez, L (1, 3)		X 0-0 ② G3		CCC 0-3 ② K		X 0-0 ① F7			SBSX 1-2 HR	3	0	0	0	0	1	2
94 Jorge Vazquez, R (7, 3) OBP: 1.000, SLG: 3.000										1	1	1	1	0	0	0
83 Jesus Montero, R (1, 2) OBP: 0.333, SLG: 0.333		X 0-0 ③ L5		X 0-0 ③ FC6-4 1-2f		X 0-0 26 G5-4-3 2-H 1B			BH 2-0 71 E 93 G4-3 HBP	3	0	1	1	0	0	1
53 Gustavo Molina, R (6, 2)										0	0	0	0	0	0	0
26 Eduardo Núñez, R (1, 4) OBP: 0.167, SLG: 0.167			X 0-0 ① G5-3		X 0-0 ① G1-3	X 0-0 ②③ G5-4-3 1-2f			SSS 0-3 ① K	3	0	0	0	0	0	2
60 Kevin Russo, R (7, 4)										1	0	0	0	0	1	1
75 Brandon Laird, R (1, 5) OBP: 0.200, SLG: 0.400			X 0-0 ② G6-3		X 0-0 ② G5-3		X 0-0 ① F9		X 0-0 ② G4-3 1-2	2	0	0	0	0	0	0
93 Bradley Suttle, S (6, 5)										2	0	0	0	0	0	1
19 Ramiro Pena, S (1, 6)			X 0-0 ③ F9		X 0-0 ③ F7		SSS 0-3 ② K		X 0-0 E6 2-3	2	0	0	0	0	0	0
71 Doug Bernier, R (6, 6)										2	0	0	0	0	1	1
Inning Stats	R: 0 E: 0 K: 1 S: 4 H: 0 LOB: 0 BB: 1 P: 8	R: 0 E: 0 K: 0 S: 3 H: 0 LOB: 0 BB: 0 P: 3	R: 0 E: 0 K: 0 S: 3 H: 0 LOB: 0 BB: 0 P: 3	R: 2 E: 0 K: 1 S: 6 H: 1 LOB: 1 BB: 2 P: 14	R: 0 E: 0 K: 0 S: 3 H: 0 LOB: 0 BB: 0 P: 3	R: 4 E: 1 K: 0 S: 7 H: 4 LOB: 1 BB: 0 P: 8	R: 0 E: 0 K: 1 S: 5 H: 0 LOB: 0 BB: 0 P: 5	R: 0 E: 0 K: 1 S: 5 H: 1 LOB: 0 BB: 0 P: 5	R: 1 E: 1 K: 1 S: 9 H: 1 LOB: 2 BB: 0 P: 12	1B: 2 2B: 3 3B: 0 HR: 2 SF: 0 SAC: 0 DP: 2 HBP: 1							

TOP

New York Yankees @ Philadelphia Phillies

Bright House Field, Clearwater, FL

Sun Feb 27 2011, 1:09 PM - 3:42 PM EST

Att. 10,767 - Sunny - 78 F

livebaseballscorecards.com

AB	33
R	7
H	7
RBI	6
BB	3
SO	5
LOB	13

WP: 0 PB: 0 SB: 1 CS: 1 PA: 37

PITCHER		IP	WLS	BF	H	R	ER	SO	BB	IBB	HBP	BLK	WP	HR	S	P	ERA	WHIP
56 Joe Blanton, R ERA:	(1, 1)	3.0		9	0	0	0	1	1	0	0	0	0	0	10	14	0.00	0.333
72 Justin De Fratus, R ERA: 9.0	(4, 1)	2.0	L	9	1	2	2	1	2	0	0	0	0	1	9	17	9.00	1.500
78 Michael Schwimer, R ERA: 27.0	(6, 1)	1.0		7	4	4	3	0	0	0	0	0	0	0	7	8	27.00	4.000
46 Ryan Madson, R ERA:	(7, 1)	1.0		3	0	0	0	1	0	0	0	0	0	0	5	5	0.00	0.000
16 J.C. Romero, L ERA:	(8, 1)	1.0		3	1	0	0	1	0	0	0	0	0	0	5	5	0.00	1.000

PITCHER		IP	WLS	BF	H	R	ER	SO	BB	IBB	HBP	BLK	WP	HR	S	P	ERA	WHIP
54 Brad Lidge, R ERA: 9.0	(9, 1)	1.0		6	1	1	1	1	0	0	1	0	0	1	9	12	9.00	1.000

BOTTOM

Batter	1	2	3	4	5	6	7	8	9	AB	R	H	RBI	BB	SO	LOB
11 Jimmy Rollins, S (1, 6) 71 Freddy Galvis, S (7, 6)	G4-3		F7			F9	F7			3 1	0 0	0 0	0 0	0 0	0 0	1 2
8 Shane Victorino, S (1, 8) 7 Michael Martinez, S (7, 8)	G4-3			G5-3		6 S BB		F9		2 1	0 0	0 0	0 0	1 0	0 0	0 0
29 Raul Ibanez, L (1, 7) 15 John Mayberry Jr., R (7, 7) OBP: 0.250, SLG: 0.250	G5-3			F8		P5		G4-3		3 1	0 0	0 0	0 0	0 0	0 0	1 0
6 Ryan Howard, L (1, 3) OBP: 0.200, SLG: 0.200 7 Ross Gload, L (7, 3) OBP: 0.333, SLG: 0.333		K		1B		1-2		F8		3 1	0 0	1 0	0 0	0 0	2 0	1 0
27 Placido Polanco, R (1, 5) 73 Carlos Rivero, R (7, PR) (8, 5)		G3-1		F8			10 2B BB		F9	2 1	0 1	0 0	0 0	1 0	0 0	1 0
9 Domonic Brown, L (1, 9) 24 Delwyn Young, S (8, 9) OBP: 0.333, SLG: 0.333		K			K		K		10 HR 1B	3 1	0 1	0 1	0 0	0 0	3 0	1 0
10 Ben Francisco, R (1, 10) OBP: 0.667, SLG: 1.800			G6-3		K		1-H 2B		1-H HR	4	1	2	3	0	1	0
51 Carlos Ruiz, R (1, 2) 85 Erik Kratz, R (8, 2)			G6-3		BB		F7		G6-3	2 1	0 0	0 0	0 0	1 0	0 0	2 0
21 Wilson Valdez, R (1, 4) OBP: 0.600, SLG: 0.500 60 Pete Orr, L (8, 4) OBP: 0.250, SLG: 0.500			1B		K		BB		G4-3	2 1	0 0	1 0	0 0	1 0	1 0	1 0
Inning Stats	R: 0 H: 0 E: 0 LOB: 0 K: 0 BB: 0 S: 3 P: 3	R: 0 H: 0 E: 0 LOB: 0 K: 2 BB: 0 S: 7 P: 7	R: 0 H: 1 E: 0 LOB: 1 K: 0 BB: 0 S: 4 P: 4	R: 0 H: 1 E: 0 LOB: 1 K: 0 BB: 0 S: 4 P: 4	R: 0 H: 0 E: 0 LOB: 1 K: 3 BB: 1 S: 9 P: 13	R: 0 H: 0 E: 0 LOB: 1 K: 1 BB: 1 S: 5 P: 10	R: 1 H: 1 E: 0 LOB: 2 K: 1 BB: 2 S: 6 P: 14	R: 0 H: 0 E: 0 LOB: 0 K: 0 BB: 0 S: 3 P: 3	R: 2 H: 2 E: 0 LOB: 0 K: 0 BB: 0 S: 6 P: 6	1B: 3 SF: 0 2B: 1 SAC: 0 3B: 0 DP: 0 HR: 1 HBP: 0						

PITCHER		IP	WLS	BF	H	R	ER	SO	BB	IBB	HBP	BLK	WP	HR	S	P	ERA	WHIP
47 Iván Nova, R ERA:	(1, 1)	2.0		6	0	0	0	2	0	0	0	0	0	0	10	10	0.00	0.000
45 Sergio Mitre, R ERA:	(3, 1)	1.0	W	4	1	0	0	0	0	0	0	0	0	0	4	4	0.00	1.000
48 Boone Logan, L ERA:	(4, 1)	1.0	H	4	1	0	0	0	0	0	0	0	0	0	4	4	0.00	1.000
72 Dellin Betances, R ERA:	(5, 1)	1.0	H	4	0	0	0	3	1	0	0	0	0	0	9	13	0.00	1.000
88 Adam Warren, R ERA: 6.75	(6, 1)	1.1		7	1	1	1	2	2	0	0	0	0	0	9	18	6.75	2.250

PITCHER		IP	WLS	BF	H	R	ER	SO	BB	IBB	HBP	BLK	WP	HR	S	P	ERA	WHIP
41 Andrew Sisco, L ERA:	(7, 1)	1.2		6	0	0	0	0	1	0	0	0	0	0	5	9	0.00	0.600
38 Buddy Carlyle, R ERA: 18.0	(9, 1)	1.0		5	2	2	2	0	0	0	0	0	0	1	6	6	18.00	2.000

New York Yankees @ Philadelphia Phillies

Bright House Field, Clearwater, FL

Sun Feb 27 2011, 1:09 PM - 3:42 PM EST

Att. 10,767 - Sunny - 78 F

livebaseballscorecards.com

AB	32
R	3
H	5
RBI	3
BB	4
SO	7
LOB	10

PA: 36

WP: 0
PB: 0
SB: 1
CS: 0

Philadelphia Phillies @ Toronto Blue Jays

Florida Auto Exchange Stadium, Dunedin, FL

Mon Feb 28 2011, 1:09 PM - 3:52 PM EST

Att. 3,510 - Partly Cloudy - 74 F

TOP

livebaseballscorecards.com

Batter	1	2	3	4	5	6	7	8	9	AB	R	H	RBI	BB	SO	LOB
11 Jimmy Rollins, S (1, 6) OBP: 0.167, SLG: 0.167 71 Freddy Galvis, S (4, 6)	G6-3	F8		8 1B; 27 1B; 1-2; 1B		F7		BB		3 1	1 0	1 0	0 0	0 1	0 0	2 1
8 Shane Victorino, S (1, 8) OBP: 0.333, SLG: 0.200 7 Michael Martinez, S (4, 8)	L8		G3-1	27 1B; 10 1B; 1-2; 2-3; 1B		K		F7		3 2	1 0	1 0	0 0	0 0	0 1	0 2
27 Placido Polanco, R (1, 5) OBP: 0.500, SLG: 0.400 73 Carlos Rivero, R (4, 5)	G1-3		15 E; 15 WP; 9 E; 1B	10 1B; 1-3; 2-H; 3-H; 1B		E5; 2-3			E4; 9 FC6-4	3 2	1 0	2 0	2 0	0 0	0 0	0 1
10 Ben Francisco, R (1, 10) OBP: 0.667, SLG: 1.429 87 Matt Miller, R (6, PH) (6, 10)		24 E; 15 G1-3; 51 2B; BB	P5	1-2; 3-H; 1B		K			F9	2 2	1 0	1 0	1 0	1 0	0 1	1 3
15 John Mayberry Jr., R (1, 3) OBP: 0.143, SLG: 0.143 86 Tagg Bozied, R (4, 3)	G1-3; 1-2	E6; 9 S; 1-3		G5-3			K		K	3 2	0 0	0 0	0 0	0 0	0 2	4 1
9 Domonic Brown, L (1, 9)		24 E; 51 2B; BB	K; 1-2; 3-H		P6		K		FC6-4; 1-2f	4	1	0	0	1	2	2
24 Delwyn Young, S (1, 7) OBP: 0.333, SLG: 0.333 63 Brandon Moss, L (5, 7)	E4; 51 2B; 21 FC5; 1-2; 2-3			51 G4-6-3; 1B	F9		K			3 1	0 0	1 0	0 0	0 0	0 1	2 0
51 Carlos Ruiz, R (1, 2) OBP: 0.400, SLG: 0.500 4 Dane Sardinha, R (4, 2) OBP: 0.500, SLG: 0.750	1-3; 2-H; 3-H; 2B			G4-6-3; 1-2f	K			G3		2 2	0 0	1 0	2 0	0 0	0 1	1 0
21 Wilson Valdez, R (1, 4) OBP: 0.571, SLG: 0.400 75 Harold Garcia, S (4, 4) OBP: 0.500, SLG: 1.000	FC5; 3-H			8 1B; 11 1B; 27 1B; BB		73 E; 2B		K		1 2	1 0	0 1	0 0	1 0	0 1	2 0

Inning Stats	1	2	3	4	5	6	7	8	9
	R: 0 E: 0 K: 0 S: 3	R: 2 E: 1 K: 0 S: 5	R: 1 E: 1 K: 1 S: 7	R: 3 E: 0 K: 0 S: 7	R: 0 E: 0 K: 1 S: 5	R: 0 E: 1 K: 2 S: 9	R: 0 E: 0 K: 3 S: 9	R: 0 E: 0 K: 1 S: 5	R: 0 E: 1 K: 1 S: 6
	H: 0 LOB: 0 BB: 0 P: 3	H: 1 LOB: 2 BB: 2 P: 13	H: 1 LOB: 1 BB: 0 P: 9	H: 5 LOB: 2 BB: 1 P: 11	H: 0 LOB: 0 BB: 0 P: 5	H: 1 LOB: 2 BB: 0 P: 9	H: 0 LOB: 0 BB: 0 P: 9	H: 0 LOB: 1 BB: 1 P: 9	H: 0 LOB: 1 BB: 0 P: 6

AB	38
R	6
H	8
RBI	5
BB	4
SO	9
LOB	22

1B: 6	SF: 0	WP: 1	PA: 42
2B: 2	SAC: 0	PB: 0	
3B: 0	DP: 1	SB: 1	
HR: 0	HBP: 0	CS: 0	

PITCHER		IP	WLS	BF	H	R	ER	SO	BB	IBB	HBP	BLK	WP	HR	S	P	ERA	WHIP
37 Jo-Jo Reyes, L ERA: 9.0	(1, 1)	2.0	L	10	1	2	2	0	2	0	0	0	0	0	8	16	9.00	1.500
40 Joel Carreno, R ERA: 16.2	(3, 1)	1.2		10	4	4	3	1	1	0	0	0	1	0	11	17	16.20	3.000
33 Carlos Villanueva, R ERA:	(4, 1)	1.1		6	2	0	0	1	0	0	0	0	0	0	8	8	0.00	1.500
17 Josh Roenicke, R ERA:	(6, 1)	1.0		5	1	0	0	2	0	0	0	0	0	0	9	9	0.00	1.000
75 Rommie Lewis, L ERA:	(7, 1)	1.0		3	0	0	0	3	0	0	0	0	0	0	9	9	0.00	0.000

PITCHER		IP	WLS	BF	H	R	ER	SO	BB	IBB	HBP	BLK	WP	HR	S	P	ERA	WHIP
36 Alan Farina, R ERA:	(8, 1)	1.0		4	0	0	0	1	1	0	0	0	0	0	5	9	0.00	1.000
47 Luis Perez, L ERA:	(9, 1)	1.0		4	0	0	0	1	0	0	0	0	0	0	6	6	0.00	0.000

BOTTOM

Philadelphia Phillies @ Toronto Blue Jays

Florida Auto Exchange Stadium, Dunedin, FL

Mon Feb 28 2011, 1:09 PM - 3:52 PM EST

Att. 3,510 - Partly Cloudy - 74 F

livebaseballscorecards.com

Batter	1	2	3	4	5	6	7	8	9	AB	R	H	RBI	BB	SO	LOB
11 Rajai Davis, R (1, 8) 43 Anthony Gose, L (6, 8)	G5-3		K2-3		F8		K		SF9 3-H	3 1	0 0	0 0	0 1	0 0	1 1	0 1
5 Yunel Escobar, R (1, 6) OBP: 0.667, SLG: 0.600 18 Mike McCoy, R (6, 6) OBP: 0.333, SLG: 0.500	26 BB 1B		G1-3		F9		1-H 2B		K	3 2	0 0	1 1	0 1	0 0	0 1	0 0
26 Adam Lind, L (1, 3) OBP: 0.500, SLG: 0.500 28 David Cooper, L (6, 3) OBP: 0.400, SLG: 0.250	1-2 BB		2B			20 1B 1B	BB		G6-3	1 2	0 0	1 1	0 0	1 1	0 0	0 0
19 José Bautista, R (1, 5) 70 John Tolisano, S (6, 5)	L9		K			L6	K			2 2	0 0	0 0	0 0	0 0	1 1	3 3
20 Juan Rivera, R (1, 9) OBP: 0.600, SLG: 0.750 74 Moisés Sierra, R (6, PR) (7, 9)	G4-3			BB		1-2 1B		F8		2 1	0 0	1 0	0 0	1 0	0 0	2 0
66 Mike McDade, S (1, 10) 69 A.J. Jimenez, R (8, PH) (9, 10)		K		F8		K		G6-3		3 1	0 0	0 0	0 0	0 0	2 0	3 0
9 J.P. Arencibia, R (1, 2) 15 Travis d'Arnaud, R (7, 2)	P4		K			K		K		3 1	0 0	0 0	0 0	0 0	2 1	3 0
6 John McDonald, R (1, 4) OBP: 0.750, SLG: 0.750 68 Jonathan Diaz, R (7, 4) OBP: 0.250, SLG: 0.500	1B		K				G5-3		62 3B 2B	2 2	0 1	1 1	0 0	0 0	1 0	1 0
1 Darin Mastroianni, R (1, 7) 62 Eric Thames, L (7, 7) OBP: 0.333, SLG: 0.600	F9				K		18 2B BB		43 SF9 2-H 3B	2 1	0 2	0 1	0 1	1 1	1 0	1 0
Inning Stats	R: 0 E: 0 K: 0 S: 4 H: 1 LOB: 2 BB: 1 P: 8	R: 0 E: 0 K: 1 S: 6 H: 1 LOB: 1 BB: 0 P: 6	R: 0 E: 0 K: 2 S: 8 H: 1 LOB: 1 BB: 0 P: 8	R: 0 E: 0 K: 2 S: 7 H: 0 LOB: 1 BB: 1 P: 11	R: 0 E: 0 K: 1 S: 5 H: 0 LOB: 0 BB: 0 P: 5	R: 0 E: 0 K: 2 S: 9 H: 2 LOB: 2 BB: 0 P: 9	R: 1 E: 0 K: 2 S: 8 H: 1 LOB: 2 BB: 2 P: 16	R: 0 E: 0 K: 1 S: 5 H: 0 LOB: 0 BB: 0 P: 5	R: 2 E: 0 K: 1 S: 7 H: 2 LOB: 0 BB: 0 P: 7	1B: 4 2B: 3 3B: 1 HR: 0 SF: 1 SAC: 0 DP: 0 HBP: 0						

	AB	34
	R	3
	H	8
	RBI	3
	BB	4
	SO	12
	LOB	17

WP: 0 PB: 0 SB: 0 CS: 0 PA: 39

PITCHER		IP	WLS	BF	H	R	ER	SO	BB	IBB	HBP	BLK	WP	HR	S	P	ERA	WHIP
34 Roy Halladay, R ERA:	(1, 1)	2.0	W	9	2	0	0	1	1	0	0	0	0	0	10	14	0.00	1.500
66 JC Ramírez, R ERA:	(3, 1)	2.0	H	8	1	0	0	4	1	0	0	0	0	0	15	19	0.00	1.000
68 Michael Stutes, R ERA:	(5, 1)	2.0		8	2	0	0	3	0	0	0	0	0	0	14	14	0.00	1.000
84 Juan Pablo Perez, L ERA: 9.0	(7, 1)	1.0		6	1	1	1	2	2	0	0	0	0	0	8	16	9.00	3.000
89 Matt Anderson, R ERA:	(8, 1)	1.0		3	0	0	0	1	0	0	0	0	0	0	5	5	0.00	0.000

PITCHER		IP	WLS	BF	H	R	ER	SO	BB	IBB	HBP	BLK	WP	HR	S	P	ERA	WHIP
47 Scott Mathieson, R ERA: 18.0	(9, 1)	1.0		5	2	2	2	1	0	0	0	0	0	0	7	7	18.00	2.000

Detroit Tigers @ Philadelphia Phillies

Bright House Field, Clearwater, FL

Tue Mar 01 2011, 1:08 PM - 3:49 PM EST

Att. 5,928 - Cloudy - 75 F

TOP

livebaseballscorecards.com

Batter	1	2	3	4	5	6	7	8	9	AB	R	H	RBI	BB	SO	LOB
28 Will Rhymes, L (1, 4) OBP: 0.333, SLG: 0.200	H 1-0 25 WP; 25 3B HBP		x 0-0 ② G3		x 0-0 25 HR 1B; 3-H		x 0-0 ② F7		x 0-0 E5	3	2	1	1	0	0	0
70 Argenis Diaz, R (7, 4)										1	0	0	0	0	0	0
25 Ryan Raburn, R (1, 7) OBP: 0.500, SLG: 1.000	B 1-0 32 SF9 3B; 1-H		S 0-3 ③ K		B 1-1 1-H HR		B 4-0 BB		B 4-0 BB	3	2	2	3	0	1	0
80 Ben Guez, R (5, 7)	X		S		S X		B		B	0	0	0	0	2	0	0
27 Jhonny Peralta, R (1, 6) OBP: 0.250, SLG: 0.375	C 0-3 ① K			x 0-0 33 G6-4-3 32 1B 1B	x 0-0 P4		x 0-0 F8		x 0-0 ③ F7	3	0	1	0	0	1	1
19 Cale Iorg, R (5, 6) OBP: 0.250, SLG: 1.000	C									2	0	0	0	0	0	3
32 Don Kelly, L (1, 3) OBP: 0.375, SLG: 0.333	x 0-0 ② SF9; 3-H			x 0-0 33 G6-4-3; 1-2 1B		x 0-0 ① G4-3		x 0-0 ① G3-1		3	0	1	1	0	0	0
33 Ryan Strieby, R (1, 10) OBP: 0.273, SLG: 0.364	C 0-3 ③ K			x 0-0 ① ② G6-4-3; 1-2f 2-3		x 0-0 13 G4-3 34 1B 2B		x 0-0 ② G6-3		4	1	1	0	0	1	2
13 Alex Avila, L (1, 2)		B 4-0 34 G4-6-3 BB		x 0-0 ③ F7		x 0-0 ② G4-3; 2-3		x 0-0 2B		2	0	0	0	1	0	2
71 Rob Brantly, L (6, 2) OBP: 0.500, SLG: 1.000		B								1	0	1	0	0	0	0
34 Clete Thomas, L (1, 8) OBP: 0.500, SLG: 0.500		x 0-0 ① ② G4-6-3; 1-2f			x 0-0 18 G3-1 72 S 28 1B 1B	x 0-0 72 FC6; 3-H 1B		x 0-0 ③ G4-3		4	1	2	1	0	0	2
88 Jeff Rowland, L (8, 8)		X			X	X		X		0	0	0	0	0	0	0
72 Andy Dirks, L (1, 9) OBP: 0.444, SLG: 0.556		C 0-3 ③ K			C 0-1 ① L4; 1-2	x 0-0 ③ FC6; 1-2f			S 0-3 ① K	3	0	0	0	0	1	2
75 Avisaíl García, R (8, 9)		C			X	X			S	1	0	0	0	0	1	0
18 Audy Ciriaco, R (1, 5)			x 0-0 ① G5-3		x 0-0 ② G3-1; 2-3		x 0-0 ① P3		x 0-0 ② G6-3	4	0	0	0	0	0	1

	AB	34
	R	6
	H	9
	RBI	6
	BB	3
	SO	5
	LOB	13

Inning Stats	1	2	3	4	5	6	7	8	9	1B: 5	SF: 1	WP: 1	PA: 39
R	2	0	0	0	3	1	0	0	0	2B: 2	SAC: 0	PB: 0	
E	0	0	0	0	0	0	0	0	1	3B: 1	DP: 2	SB: 1	
K	2	1	1	0	0	0	0	0	1	HR: 1	HBP: 1	CS: 0	
S	8	4	5	4	8	5	3	4	6				
H	1	0	0	2	3	2	0	1	0				
LOB	0	0	0	1	0	1	0	0	2				
BB	0	1	0	0	0	0	1	0	1				
P	10	8	5	4	9	5	7	4	10				

PITCHER		IP	WLS	BF	H	R	ER	SO	BB	IBB	HBP	BLK	WP	HR	S	P	ERA	WHIP
33 Cliff Lee, L ERA: 9.0	(1, 1)	2.0	L	8	1	2	2	3	1	0	1	0	1	0	12	18	9.00	1.000
38 Kyle Kendrick, R ERA:	(3, 1)	2.0		7	2	0	0	1	0	0	0	0	0	0	9	9	0.00	1.000
83 Eddie Bonine, R ERA: 18.0	(5, 1)	2.0		11	5	4	4	0	0	0	0	0	0	1	13	14	18.00	2.500
62 Dan Meyer, L ERA:	(7, 1)	1.0		4	0	0	0	0	1	0	0	0	0	0	3	7	0.00	1.000
55 Danys Baez, R ERA:	(8, 1)	1.0		4	1	0	0	0	0	0	0	0	0	0	4	4	0.00	1.000

PITCHER		IP	WLS	BF	H	R	ER	SO	BB	IBB	HBP	BLK	WP	HR	S	P	ERA	WHIP
59 Mike Zagurski, L ERA:	(9, 1)	1.0		5	0	0	0	1	1	0	0	0	0	0	6	10	0.00	1.000

BOTTOM

Detroit Tigers @ Philadelphia Phillies

Bright House Field, Clearwater, FL

Tue Mar 01 2011, 1:08 PM - 3:49 PM EST

Att. 5,928 - Cloudy - 75 F

livebaseballscorecards.com

Batter	1	2	3	4	5	6	7	8	9	AB	R	H	RBI	BB	SO	LOB
11 Jimmy Rollins, S (1, 6) OBP: 0.222, SLG: 0.222	G6-3		27 BB 2-H 1B		P4		K		K	3	0	1	1	0	0	1
7 Michael Martinez, S (6, 6)										2	0	0	0	0	2	3
27 Placido Polanco, R (1, 5) OBP: 0.444, SLG: 0.286	F8		BB 1-2		L8		FC5 1-2 2-3f		G6-4-3 1-2f	2	0	0	0	1	0	1
39 Robb Quinlan, R (6, 5) OBP: 0.200, SLG: 0.200										2	0	0	0	0	0	3
29 Raul Ibanez, L (1, 7) OBP: 0.125, SLG: 0.125	G4-3		F8			6 G3 6 WP 10 G4-3 1B		76 BB 24 1B 1B		3	1	1	0	0	0	2
15 John Mayberry Jr., R (7, 8) OBP: 0.250, SLG: 0.250										1	0	1	0	0	0	0
6 Ryan Howard, L (1, 3) OBP: 0.125, SLG: 0.125		G3	G4-3			G3 1-3		K		3	0	0	0	0	0	3
65 Jeff Larish, L (7, 3)										1	0	0	0	0	1	1
10 Ben Francisco, R (1, 9) OBP: 0.500, SLG: 1.000		G6-3		K		G4-3 3-H		76 BB 1-2 1B		3	0	0	1	0	1	0
24 Delwyn Young, S (7, 9) OBP: 0.429, SLG: 0.429										1	0	1	0	0	0	0
8 Shane Victorino, S (1, 8) OBP: 0.444, SLG: 0.286		BB	1B		G5-3			F9		2	0	1	0	1	0	0
63 Brandon Moss, L (7, 7)										1	0	0	0	0	0	2
9 Domonic Brown, L (1, 10)		K	G4-3				K 1-2	BB 1-2 2-3		3	0	0	0	0	2	1
76 Matt Rizzotti, L (8, PH) (9, 10)										0	0	0	0	1	0	0
23 Brian Schneider, L (1, 2) OBP: 0.400, SLG: 0.400	F8		1B			39 FC5 61 1B 1B		L8		3	0	2	0	0	0	0
67 Joel Naughton, L (8, 2)										1	0	0	0	0	0	3
61 Josh Barfield, R (1, 4) OBP: 0.800, SLG: 1.000	11 1B 2B				K	39 FC5 1-2 1B			39 G6-4-3 1B	3	1	2	0	0	1	1
74 César Hernández, S (8, 4) OBP: 1.000, SLG: 1.000										1	0	1	0	0	0	0
Inning Stats	R: 0 E: 0 K: 0 S: 3 H: 0 LOB: 0 BB: 0 P: 3	R: 0 E: 0 K: 1 S: 5 H: 0 LOB: 1 BB: 1 P: 9	R: 1 E: 0 K: 0 S: 5 H: 2 LOB: 2 BB: 1 P: 9	R: 0 E: 0 K: 1 S: 5 H: 1 LOB: 0 BB: 0 P: 5	R: 0 E: 0 K: 1 S: 6 H: 1 LOB: 1 BB: 0 P: 6	R: 1 E: 0 K: 0 S: 4 H: 1 LOB: 0 BB: 0 P: 5	R: 0 E: 0 K: 2 S: 9 H: 2 LOB: 2 BB: 0 P: 9	R: 0 E: 0 K: 1 S: 7 H: 2 LOB: 3 BB: 1 P: 11	R: 0 E: 0 K: 1 S: 5 H: 1 LOB: 0 BB: 0 P: 5	1B: 9 2B: 1 3B: 0 HR: 0 SF: 0 SAC: 0 DP: 1 HBP: 0						

	AB	35
	R	2
	H	10
	RBI	2
	BB	3
	SO	7
	LOB	21

WP: 1 PA: 38
PB: 0
SB: 0
CS: 0

PITCHER		IP	WLS	BF	H	R	ER	SO	BB	IBB	HBP	BLK	WP	HR	S	P	ERA	WHIP
43 Andy Oliver, L ERA: 3.0	(1, 1)	3.0	W	13	2	1	1	1	2	0	0	0	0	0	13	21	3.00	1.333
78 Adam Wilk, L ERA:	(4, 1)	2.0	H	7	2	0	0	2	0	0	0	0	0	0	11	11	0.00	1.000
62 Al Alburquerque, R ERA: 4.5	(6, 1)	1.0		4	1	1	1	0	0	0	0	0	1	0	4	5	9.00	1.000
21 Enrique Gonzalez, R ERA:	(7, 1)	2.0		11	4	0	0	3	1	0	0	0	0	0	16	20	0.00	2.500
38 Robbie Weinhardt, R ERA:	(9, 1)	1.0		3	1	0	0	1	0	0	0	0	0	0	5	5	0.00	1.000

Batter	1	2	3	4	5	6	7	8	9	AB	R	H	RBI	BB	SO	LOB
39 Randy Winn, S (1, 9) OBP: 0.400, SLG: 0.250	BBBB 4-0 18 G3 BB		0-0 ① 37 S 32 1B 1B		F7		0-0 ① 18 S 18 2B 1B	0-0 ① G4-3 1-2 2-3 3-H		2	1	1	0	1	0	0
38 Matt Angle, L (6, 9) OBP: 0.400, SLG: 0.400 (7, 8)										2	1	1	1	0	0	2
18 Felix Pie, L (1, 8) OBP: 0.286, SLG: 0.571	0-0 ① G3 1-2		0-0 ① F8		0-0 ② G4-3		B 1-0 32 E 1-H 2B	S S S 0-3 ② K		4	0	1	1	0	0	2
6 Nick Green, R (7, PR) (7, 5)										1	1	0	0	0	1	2
37 Josh Bell, S (1, 5) OBP: 0.143, SLG: 0.286	0-0 ② L1		B S S S 1-3 ② K 1-2		0-0 32 1B 2B		S S S 0-3 ① K	0-0 ③ F8		4	1	1	0	0	2	3
74 Tyler Henson, R (7, 9)										1	0	0	0	0	0	2
32 Matt Wieters, S (1, 10) OBP: 0.571, SLG: 0.714	0-0 ③ L3		0-0 14 1B 2-H 1B		0-0 14 FC6 2-H 1B		0-0 E5 2-H 1B		0-0 ① L6	4	0	3	2	0	0	1
73 Ryan Adams, R (9, PH) (9, 10)										1	0	0	0	0	0	0
14 Nolan Reimold, R (1, 7) OBP: 0.556, SLG: 0.833		C C C 0-3 ① K	0-0 ③ 1-3 1B		0-0 ③ FC6 1-2f		S S S 0-3 ② K		0-0 ② F8	5	0	1	0	0	2	3
9 Jake Fox, R (1, 2) OBP: 0.571, SLG: 1.000		0-0 28 2B 1B		0-0 28 G6-4-3 1B		S S S 0-3 ① K	0-0 ③ P6		0-0 ③ F9	3	1	2	0	0	1	0
15 Craig Tatum, R (6, 2) OBP: 0.400, SLG: 0.400										2	0	0	0	0	0	2
28 Brendan Harris, R (1, 4) OBP: 0.667, SLG: 1.167		0-0 1-H 2B		0-0 ① ② G6-4-3 1-2f		0-0 76 G6-3 2B		0-0 69 1B 29 1B 38 G4-3 1B		3	0	2	1	0	0	1
11 Robert Andino, R (6, PR) OBP: 0.200, SLG: 0.250 (6, 4)										1	1	1	0	0	0	0
76 Joe Mahoney, L (1, 3) OBP: 0.333, SLG: 0.333	0-0 ② F7		0-0 1B		0-0 ② G6-3 2-3		0-0 38 G4-3 69 1B 1-2 1B			3	0	1	0	0	0	2
29 Brandon Snyder, R (6, 3) OBP: 0.600, SLG: 0.800										1	0	1	0	0	0	0
3 Cesar Izturis, S (1, 6)	0-0 ③ G5-3		0-0 ③ G6-3		0-0 ③ G4-3		0-0 38 G4-3 1-2 2-3 1B			3	0	0	0	0	0	4
69 Pedro Florimón, S (6, 6) OBP: 1.000, SLG: 1.000										1	0	1	0	0	0	0
Inning Stats	R: 0 E: 0 K: 0 S: 3 H: 0 LOB: 1 BB: 1 P: 7	R: 1 E: 0 K: 1 S: 7 H: 2 LOB: 1 BB: 0 P: 7	R: 1 E: 0 K: 1 S: 7 H: 3 LOB: 2 BB: 0 P: 8	R: 0 E: 0 K: 0 S: 4 H: 2 LOB: 1 BB: 0 P: 4	R: 1 E: 0 K: 0 S: 5 H: 2 LOB: 1 BB: 0 P: 5	R: 0 E: 0 K: 1 S: 6 H: 1 LOB: 2 BB: 0 P: 6	R: 2 E: 1 K: 2 S: 10 H: 3 LOB: 2 BB: 0 P: 11	R: 1 E: 0 K: 1 S: 8 H: 3 LOB: 2 BB: 0 P: 8	R: 0 E: 0 K: 0 S: 3 H: 0 LOB: 0 BB: 0 P: 3	1B: 12 2B: 4 3B: 0 HR: 0 SF: 0 SAC: 0 DP: 1 HBP: 0						

TOP

Baltimore Orioles @ Philadelphia Phillies

Bright House Field, Clearwater, FL

Wed Mar 02 2011, 1:07 PM - 4:08 PM EST

Att. 5,966 - Sunny - 76 F

livebaseballscorecards.com

AB	41
R	6
H	16
RBI	5
BB	1
SO	6
LOB	24

PITCHER		IP	WLS	BF	H	R	ER	SO	BB	IBB	HBP	BLK	WP	HR	S	P	ERA	WHIP
44 Roy Oswalt, R ERA: 4.5	(1, 1)	2.0		9	2	1	1	1	1	0	0	0	0	0	10	14	4.50	1.500
54 Brad Lidge, R ERA: 9.0	(3, 1)	1.0	L	5	3	1	1	1	0	0	0	0	0	0	7	8	9.00	3.000
49 Vance Worley, R ERA: 2.25	(4, 1)	2.0		9	4	1	1	0	0	0	0	0	0	0	9	9	4.50	2.000
57 David Herndon, R ERA:	(6, 1)	1.0		4	1	0	0	1	0	0	0	0	0	0	6	6	0.00	1.000
72 Justin De Fratus, R ERA: 9.0	(7, 1)	1.0		6	3	2	1	2	0	0	0	0	0	0	10	11	9.00	3.000

PITCHER		IP	WLS	BF	H	R	ER	SO	BB	IBB	HBP	BLK	WP	HR	S	P	ERA	WHIP
82 Brian Bass, R ERA: 9.0	(8, 1)	1.0		6	3	1	1	1	0	0	0	0	0	0	8	8	9.00	3.000
90 Brian Gordon, R ERA:	(9, 1)	1.0		3	0	0	0	0	0	0	0	0	0	0	3	3	0.00	0.000

Batter	1	2	3	4	5	6	7	8	9	AB	R	H	RBI	BB	SO	LOB
11 Jimmy Rollins, S (1, 6) OBP: 0.167, SLG: 0.167	S S S 0-3 ① K	x 0-0 ③ G3			x 0-0 ① G1-3		x 0-0 ③ G6-3		B B B B 4-0 75 SH2-3 3-H BB	3	0	0	0	0	1	2
21 Wilson Valdez, R (6, 6) OBP: 0.556, SLG: 0.333										1	0	0	0	1	0	0
27 Placido Polanco, R (1, 5) OBP: 0.500, SLG: 0.333	x 0-0 ② G5-3		x 0-0 29 G1-3 29 WP 1B		B B B B 4-0 BB			B B B B 4-0 24 WP 24 1B BB	x 0-0 ② SH2-3 1-2	2	0	1	0	1	0	0
75 Harold Garcia, S (6, 5) OBP: 0.667, SLG: 1.000										0	1	0	0	1	0	0
29 Raul Ibanez, L (1, 7) OBP: 0.182, SLG: 0.182	x 0-0 6 2B 1B		B x 1-0 ① G1-3 1-3		x 0-0 ② P2			B x 1-0 87 G6-4-3 1-H 1B	x 0-0 ③ G4-3	3	1	1	0	0	0	2
24 Delwyn Young, S (6, 7) OBP: 0.444, SLG: 0.444										2	0	1	1	0	0	1
6 Ryan Howard, L (1, 3) OBP: 0.182, SLG: 0.273	x 0-0 1-H 2B		S S S 0-3 ② K		x 0-0 ③ G4-3			x 0-0 ① F8		3	0	1	1	0	1	2
7 Ross Gload, L (6, 3) OBP: 0.286, SLG: 0.286										1	0	0	0	0	0	1
10 Ben Francisco, R (1, 10) OBP: 0.400, SLG: 0.769	x 0-0 ③ G6-3		x 0-0 ③ G6-3			x 0-0 ① F7		x 0-0 ② ③ G6-4-3 1-2f		3	0	0	0	0	0	2
87 Matt Miller, R (8, PH) (9, 10)										1	0	0	0	0	0	1
8 Shane Victorino, S (1, 8) OBP: 0.455, SLG: 0.333		x 0-0 ① F7		x 0-0 23 G1-3 1B		C C C 0-3 ② K			x 0-0 HR	2	0	1	0	0	0	0
7 Michael Martinez, S (5, 8) OBP: 0.125, SLG: 0.500										2	1	1	1	0	1	0
15 John Mayberry Jr., R (1, 9) OBP: 0.333, SLG: 0.667		x 0-0 2B		x 0-0 ① P3		x 0-0 ③ P3			B S x 1-1 HR	4	1	2	1	0	0	1
23 Brian Schneider, L (1, 2) OBP: 0.375, SLG: 0.286		B B B B 4-0 BB		x 0-0 ② G1-3 1-2			S S S 0-3 ① K		x 0-0 ① F9	2	0	0	0	1	1	1
77 Tuffy Gosewisch, R (8, 2)										1	0	0	0	0	0	0
25 Brian Bocock, R (1, 4)		x 0-0 ② F9		x 0-0 ③ G5-3			C C C 0-3 ② K		x 0-0 21 WP 3B	3	0	0	0	0	1	3
60 Pete Orr, L (8, 4) OBP: 0.400, SLG: 1.000										1	1	1	0	0	0	0
Inning Stats	R: 1 H: 2 E: 0 LOB: 1 K: 1 BB: 0 S: 7 P: 7	R: 0 H: 1 E: 0 LOB: 2 K: 0 BB: 1 S: 4 P: 8	R: 0 H: 1 E: 0 LOB: 1 K: 1 BB: 0 S: 6 P: 7	R: 0 H: 1 E: 0 LOB: 1 K: 0 BB: 0 S: 4 P: 4	R: 0 H: 0 E: 0 LOB: 1 K: 0 BB: 1 S: 3 P: 7	R: 0 H: 0 E: 0 LOB: 0 K: 1 BB: 0 S: 5 P: 5	R: 0 H: 0 E: 0 LOB: 0 K: 2 BB: 0 S: 7 P: 7	R: 1 H: 1 E: 0 LOB: 0 K: 0 BB: 1 S: 3 P: 8	R: 3 H: 3 E: 0 LOB: 1 K: 0 BB: 1 S: 7 P: 12	1B: 4 SF: 0 2B: 2 SAC: 1 3B: 1 DP: 1 HR: 2 HBP: 0						WP: 3 PA: 39 PB: 0 SB: 0 CS: 0	

PITCHER		IP	WLS	BF	H	R	ER	SO	BB	IBB	HBP	BLK	WP	HR	S	P	ERA	WHIP
24 Chris Tillman, R ERA: 4.5	(1, 1)	2.0	W	10	3	1	1	1	1	0	0	0	0	0	11	15	4.50	2.000
Zack Britton, L ERA:	(3, 1)	2.0	H	8	2	0	0	1	0	0	0	0	1	0	10	11	0.00	1.000
83 Mark Worrell, R ERA:	(5, 1)	1.0	H	4	0	0	0	0	1	0	0	0	0	0	3	7	0.00	1.000
51 Michael Gonzalez, L ERA:	(6, 1)	1.0	H	3	0	0	0	1	0	0	0	0	0	0	5	5	0.00	0.000
43 Jim Johnson, R ERA:	(7, 1)	1.0		3	0	0	0	2	0	0	0	0	0	0	7	7	0.00	0.000

PITCHER		IP	WLS	BF	H	R	ER	SO	BB	IBB	HBP	BLK	WP	HR	S	P	ERA	WHIP
47 Pedro Viola, L ERA: 9.0	(8, 1)	1.0		4	1	1	1	0	1	0	0	0	1	0	3	8	9.00	2.000
81 Nick Bierbrodt, L ERA: 81.0	(9, 1)	0.1		4	3	3	3	0	0	0	0	0	0	2	5	6	81.00	9.000
88 Chris Jakubauskas, R ERA:	(9, 1)	0.2	S	3	0	0	0	0	1	0	0	0	1	0	2	6	0.00	1.500

BOTTOM

Baltimore Orioles @ Philadelphia Phillies

Bright House Field, Clearwater, FL

Wed Mar 02 2011, 1:07 PM - 4:08 PM EST

Att. 5,966 - Sunny - 76 F

livebaseballscorecards.com

AB	34
R	5
H	9
RBI	4
BB	4
SO	5
LOB	16

Philadelphia Phillies @ Boston Red Sox

City of Palms Park, Ft. Myers, FL

Thu Mar 03 2011, 1:08 PM - 3:45 PM EST

Att. 8,111 - Sunny - 80 F

TOP

livebaseballscorecards.com

Batter	1	2	3	4	5	6	7	8	9	AB	R	H	RBI	BB	SO	LOB
8 Shane Victorino, S (1, 8) OBP: 0.429, SLG: 0.417	G3		G3		7 G3-1 2B		K		G1-3	3	0	1	0	0	0	0
21 Wilson Valdez, R (5, 8) OBP: 0.455, SLG: 0.250										2	0	0	0	0	1	0
24 Delwyn Young, S (1, 4) OBP: 0.417, SLG: 0.364	BB 7 L3		P6		F7		G5-3			2	0	0	0	1	0	1
60 Pete Orr, L (5, 4) OBP: 0.333, SLG: 0.833										1	0	0	0	0	0	0
7 Ross Gload, L (1, 3) OBP: 0.300, SLG: 0.300	L3 1-1		10 1B 1B		G3-1 2-3			F7		3	0	1	0	0	0	2
39 Robb Quinlan, R (5, 3) OBP: 0.167, SLG: 0.167										1	0	0	0	0	0	0
10 Ben Francisco, R (1, 7) OBP: 0.444, SLG: 0.750		15 BLK 65 2B 1B	1-2 1B		F9			15 S BB		3	1	2	0	0	0	1
63 Brandon Moss, L (5, 7)										0	0	0	0	1	0	0
15 John Mayberry Jr., R (1, 10) OBP: 0.375, SLG: 0.600		1-2 65 2B 1B	F9			65 S BB		S K 1-2		3	1	1	0	1	1	3
9 Domonic Brown, L (1, 9)		P4		P4		S K		BB		3	0	0	0	1	1	3
65 Jeff Larish, L (1, 5) OBP: 0.250, SLG: 0.286		1-H 2-H 2B	S K		B S S K 1-2			F9		3	0	1	2	0	2	1
73 Carlos Rivero, R (6, 5)										1	0	0	0	0	0	2
4 Dane Sardinha, R (1, 2) OBP: 0.429, SLG: 0.571	S K		1B		F7				K	3	0	1	0	0	1	2
85 Erik Kratz, R (6, 2)										1	0	0	0	0	1	0
7 Michael Martinez, S (1, 6) OBP: 0.083, SLG: 0.333		F7	G4-3				G6-3		F8	4	0	0	0	0	0	2

Inning Stats	1	2	3	4	5	6	7	8	9
	R: 0 E: 0 K: 0 S: 2	H: 0 LOB: 0 BB: 1 P: 6	R: 2 E: 0 K: 1 S: 8	H: 3 LOB: 1 BB: 0 P: 8	R: 0 E: 0 K: 0 S: 5	H: 2 LOB: 2 BB: 0 P: 5	R: 0 E: 0 K: 1 S: 6	H: 1 LOB: 1 BB: 0 P: 6	R: 0 E: 0 K: 0 S: 4	H: 1 LOB: 1 BB: 0 P: 4	R: 0 E: 0 K: 2 S: 7	H: 0 LOB: 1 BB: 1 P: 12	R: 0 E: 0 K: 1 S: 5	H: 0 LOB: 0 BB: 0 P: 5	R: 0 E: 0 K: 1 S: 5	H: 0 LOB: 2 BB: 2 P: 13	R: 0 E: 0 K: 1 S: 5	H: 0 LOB: 0 BB: 0 P: 5

| | | | | | | | | | |

Batter	1	2	3	4	5	6	7	8	9	AB	R	H	RBI	BB	SO	LOB
10 Marco Scutaro, R (1, 6) OBP: 0.167, SLG: 0.333	G5-3		P2			K			G5-3	3	0	0	0	0	1	2
76 Jose Iglesias, R (7, 6) OBP: 0.143, SLG: 0.143										1	0	0	0	0	0	0
15 Dustin Pedroia, R (1, 4)	K		G5-3			K			E6 72 E 55 BB	2	0	0	0	0	1	2
84 Oscar Tejeda, R (4, 4) OBP: 0.429, SLG: 0.333										2	0	0	0	0	1	0
13 Carl Crawford, L (1, 7)	P6			G6-3		P2			4-0 BBBB 72 E 1-2 BB	3	0	0	0	0	0	0
55 Ryan Kalish, L (7, 7) OBP: 0.444, SLG: 0.286										0	0	0	0	1	0	0
20 Kevin Youkilis, R (1, 5) OBP: 0.250, SLG: 0.143		K		L6			P2		FC6 1-2 2-3	2	0	0	0	0	1	0
72 Yamaico Navarro, R (5, 5) OBP: 0.222, SLG: 0.222										2	0	0	0	0	0	2
34 David Ortiz, L (1, 10) OBP: 0.455, SLG: 0.727		G1-3		F8			G1-3		P5	3	0	0	0	0	0	0
60 Daniel Nava, S (9, PH) OBP: 0.200, SLG: 0.200										1	0	0	0	0	0	3
7 J.D. Drew, L (1, 9) OBP: 0.250, SLG: 0.143		K			L4		P5		K	2	0	0	0	0	1	0
68 Josh Reddick, L (6, 9) OBP: 0.429, SLG: 1.000										2	0	0	0	0	1	3
23 Mike Cameron, R (1, 8) OBP: 0.500, SLG: 0.625			39 G5-3 2B		F8			K		2	0	1	0	0	0	0
54 Darnell McDonald, R (6, 8) OBP: 0.286, SLG: 0.167										1	0	0	0	0	1	0
39 Jarrod Saltalamacchia, S (1, 2)			G5-3 2-3		BB			K		1	0	0	0	1	0	1
83 Ryan Lavarnway, R (6, 2)										1	0	0	0	0	1	0
78 Lars Anderson, L (1, 3) OBP: 0.300, SLG: 0.556			BB		G5-3			F8		1	0	0	0	1	0	1
70 Drew Sutton, S (6, 3) OBP: 0.300, SLG: 0.125										1	0	0	0	0	0	0
Inning Stats	R: 0 E: 0 K: 1 S: 5 H: 0 LOB: 0 BB: 0 P: 5	R: 0 E: 0 K: 2 S: 7 H: 0 LOB: 0 BB: 0 P: 7	R: 0 E: 0 K: 0 S: 4 H: 1 LOB: 2 BB: 1 P: 8	R: 0 E: 0 K: 0 S: 3 H: 0 LOB: 0 BB: 0 P: 3	R: 0 E: 0 K: 0 S: 3 H: 0 LOB: 1 BB: 1 P: 7	R: 0 E: 0 K: 2 S: 7 H: 0 LOB: 0 BB: 0 P: 7	R: 0 E: 0 K: 0 S: 3 H: 0 LOB: 0 BB: 0 P: 3	R: 0 E: 0 K: 2 S: 7 H: 0 LOB: 0 BB: 0 P: 7	R: 0 E: 2 K: 1 S: 7 H: 0 LOB: 3 BB: 1 P: 11	1B: 0 2B: 1 3B: 0 HR: 0	SF: 0 SAC: 0 DP: 0 HBP: 0						

PITCHER		IP	WLS	BF	H	R	ER	SO	BB	IBB	HBP	BLK	WP	HR	S	P	ERA	WHIP
35 Cole Hamels, L ERA:	(1, 1)	4.0	W	14	1	0	0	3	1	0	0	0	0	0	19	23	0.00	0.500
47 Scott Mathieson, R ERA: 6.0	(5, 1)	2.0	H	7	0	0	0	2	1	0	0	0	0	0	10	14	0.00	0.500
68 Michael Stutes, R ERA:	(7, 1)	2.0	H	6	0	0	0	2	0	0	0	0	0	0	10	10	0.00	0.000
84 Juan Pablo Perez, L ERA: 4.5	(9, 1)	1.0	S	6	0	0	0	1	1	0	0	0	0	0	7	11	0.00	1.000

PITCHER	IP	WLS	BF	H	R	ER	SO	BB	IBB	HBP	BLK	WP	HR	S	P	ERA	WHIP

BOTTOM

Philadelphia Phillies @ Boston Red Sox

City of Palms Park, Ft. Myers, FL

Thu Mar 03 2011, 1:08 PM - 3:45 PM EST

Att. 8,111 - Sunny - 80 F

livebaseballscorecards.com

AB	30
R	0
H	1
RBI	0
BB	3
SO	8
LOB	14

WP: 0	PB: 0	SB: 0	CS: 0
PA: 33			

Batter	1	2	3	4	5	6	7	8	9	AB	R	H	RBI	BB	SO	LOB
11 Jimmy Rollins, S (1, 6) OBP: 0.267, SLG: 0.333	0-0 27 1B 29 1B 1B	1-3 ② K 1-2			0-0 2B		0-0 63 1B 76 2B 1B	0-0 ② SF7 3-H		3	1	2	0	0	1	1
71 Freddy Galvis, S (5, 6) OBP: 0.400, SLG: 0.333										1	1	1	1	0	0	0
27 Placido Polanco, R (1, 5) OBP: 0.467, SLG: 0.333	0-0 29 1B 6 1B 1-2 1B	0-0 ③ G6-3			0-0 ② F9		0-3 ① K	0-0 1B		3	1	1	0	0	0	2
73 Carlos Rivero, R (5, 5) OBP: 0.167, SLG: 0.167										2	0	1	0	0	1	1
29 Raul Ibanez, L (1, 7) OBP: 0.214, SLG: 0.214	0-0 6 1B 1-2 2-H 1B		0-3 ① K		0-0 ③ G4-3		0-0 76 2B 60 G4-3 1-3 1B	0-0 G4-1		3	0	1	1	0	1	1
63 Brandon Moss, L (5, 7) OBP: 0.400, SLG: 0.250										2	1	1	0	0	0	1
6 Ryan Howard, L (1, 3) OBP: 0.286, SLG: 0.571	0-0 1-3 2-H 1B		0-0 ② F9			2-1 HR	0-0 60 G4-3 4 1B 1-3 3-H 2B		0-0 ① G5-3	3	1	2	2	0	0	0
76 Matt Rizzotti, L (6, 3) OBP: 0.667, SLG: 1.000										2	1	1	1	0	0	0
24 Delwyn Young, S (1, 4) OBP: 0.333, SLG: 0.286	0-0 ① P2		0-0 ③ F9			0-3 ① K2-3	0-0 ② G4-3 2-3 3-H		0-0 ② G4-3	3	0	0	0	0	1	2
60 Pete Orr, L (6, 4) OBP: 0.250, SLG: 0.625										2	0	0	1	0	0	1
23 Brian Schneider, L (1, 2) OBP: 0.364, SLG: 0.222	0-3 ② K			0-0 ① G4-3		4-0 75 FC3-6 BB	0-0 3-H 1B		0-3 ③ K	2	0	0	0	1	1	2
4 Dane Sardinha, R (6, 2) OBP: 0.444, SLG: 0.556										2	0	1	1	0	1	0
75 Harold Garcia, S (1, 10) OBP: 0.333, SLG: 0.400	0-3 ③ K			0-3 ② K		0-0 ② FC3-6 21 1B 1-2f	0-3 ③ K			3	0	0	0	0	2	3
87 Matt Miller, R (7, PH) (7, 10)										1	0	0	0	0	1	1
21 Wilson Valdez, R (1, 9) OBP: 0.533, SLG: 0.500		0-0 11 S 1B		0-0 G6-3		0-0 7 S 1-3 1B		0-0 7 G4-3 71 SF7 2B		4	1	3	0	0	0	0
7 Michael Martinez, S (1, 8) OBP: 0.063, SLG: 0.250	0-3 ① K				0-0 ① G4-3	1-3 ③ K 1-2		0-0 ① G4-3 2-3		4	0	0	0	0	2	4
Inning Stats	R: 2 H: 4 E: 0 LOB: 2 K: 2 BB: 0 S: 11 P: 11	R: 0 H: 1 E: 0 LOB: 1 K: 2 BB: 0 S: 8 P: 9	R: 0 H: 0 E: 0 LOB: 0 K: 1 BB: 0 S: 5 P: 5	R: 0 H: 0 E: 0 LOB: 0 K: 1 BB: 0 S: 5 P: 5	R: 0 H: 1 E: 0 LOB: 1 K: 0 BB: 0 S: 4 P: 4	R: 1 H: 2 E: 0 LOB: 2 K: 2 BB: 1 S: 10 P: 17	R: 3 H: 4 E: 0 LOB: 1 K: 2 BB: 0 S: 11 P: 11	R: 1 H: 2 E: 0 LOB: 1 K: 0 BB: 0 S: 5 P: 5	R: 0 H: 0 E: 0 LOB: 0 K: 1 BB: 0 S: 5 P: 5	1B: 10 SF: 1 2B: 3 SAC: 0 3B: 0 DP: 0 HR: 1 HBP: 0						

TOP

Philadelphia Phillies @ Pittsburgh Pirates
McKechnie Field, Bradenton, FL
Fri Mar 04 2011, 1:07 PM - 4:06 PM EST
Att. 5,596 - Partly Cloudy - 73 F

livebaseballscorecards.com

AB	40
R	7
H	14
RBI	7
BB	1
SO	11
LOB	19

WP: 0 PA: 42
PB: 0
SB: 2
CS: 0

PITCHER		IP	WLS	BF	H	R	ER	SO	BB	IBB	HBP	BLK	WP	HR	S	P	ERA	WHIP
29 Kevin Correia, R ERA: 8.31	(1, 1)	3.0		14	5	2	2	5	0	0	0	0	0	0	24	25	6.00	1.667
71 Brian Burres, L ERA:	(4, 1)	2.0		7	1	0	0	1	0	0	0	0	0	0	9	9	0.00	0.500
38 Fernando Nieve, R ERA: 27.0	(6, 1)	1.1	L	10	5	4	4	3	1	0	0	0	0	1	16	23	27.00	4.500
83 Michael Dubee, R ERA:	(7, 1)	0.2		3	1	0	0	1	0	0	0	0	0	0	5	5	0.00	1.500
64 Bryan Morris, R ERA: 6.0	(8, 1)	1.0		5	2	1	1	0	0	0	0	0	0	0	5	5	9.00	2.000

PITCHER		IP	WLS	BF	H	R	ER	SO	BB	IBB	HBP	BLK	WP	HR	S	P	ERA	WHIP
57 Daniel Moskos, L ERA:	(9, 1)	1.0		3	0	0	0	1	0	0	0	0	0	0	5	5	0.00	0.000

BOTTOM

Batter	1	2	3	4	5	6	7	8	9	AB	R	H	RBI	BB	SO	LOB
31 Jose Tabata, R (1, 7) OBP: 0.333, SLG: 0.333 14 John Bowker, L (7, 7) OBP: 0.250, SLG: 0.250	G6-3		K		G2-3		76 BB, 1-2, 1B		K	3 2	0 0	0 1	0 0	0 0	1 1	0 0
3 Pedro Ciriaco, R (1, 6) OBP: 0.333, SLG: 0.556 79 Chase d'Arnaud, R (7, 6) OBP: 0.286, SLG: 0.167	18 1B, 37 1B, 2B		G1-3		F7		F7		P4	3 2	1 0	1 0	0 0	0 0	0 0	0 2
18 Neil Walker, S (1, 4) OBP: 0.333, SLG: 0.429 76 Corey Wimberly, S (7, 4)	37 1B, 2-3, 1B		G4-3			82 2B, 46 G3, BB	1-2, 2-3, BB		K	2 1	1 0	1 0	0 1	1 1	0 0	0 0
37 Lyle Overbay, L (1, 3) OBP: 0.231, SLG: 0.462 17 Josh Fields, R (7, 3) OBP: 0.083, SLG: 0.091	23 1B, 1-3, 3-H, 1B			G4-3		K	K			3 1	0 0	1 0	1 0	0 0	1 1	1 3
23 Matt Diaz, R (1, 10) OBP: 0.214, SLG: 0.231 82 Tony Sanchez, R (6, PH) OBP: 0.500, SLG: 1.000 (7, 10)	1-2, 1B			12 S, 12 1B, BB		46 G3, 1-3, 12 2B, 2B	K			1 2	1 1	1 1	0 0	1 0	0 1	0 3
46 Garrett Jones, L (1, 9) OBP: 0.333, SLG: 0.385 81 Andrew Lambo, L (7, 9) OBP: 0.200, SLG: 0.400	G3-1			K	G3, 2-3, 3-H			G4-3		3 1	0 0	0 0	1 0	0 0	1 0	4 0
12 Andy Marte, R (1, 5) OBP: 0.444, SLG: 0.625 77 Brian Friday, R (7, 5) OBP: 0.143, SLG: 0.286	G6-3			1-H, 1B	3-H, 2B			K		3 1	0 0	2 0	2 0	0 0	0 1	0 0
19 Chris Snyder, R (1, 2) OBP: 0.400, SLG: 0.333 78 Wyatt Toregas, R (6, 2) OBP: 0.250, SLG: 0.250	G6-3			G6-3		K		1B		2 2	0 0	0 1	0 0	0 1	0 1	1 1
66 Gorkys Hernández, R (1, 8) OBP: 0.100, SLG: 0.100 44 Alex Presley, L (7, 8) OBP: 0.538, SLG: 0.250	G5-3				G2-3		76 BB, 14 1B, 1B	G4-3		2 2	0 0	0 1	0 0	0 0	0 0	0 1
Inning Stats	R: 1 E: 0 K: 0 S: 6 H: 4 LOB: 2 BB: 0 P: 6		R: 0 E: 0 K: 1 S: 5 H: 0 LOB: 0 BB: 0 P: 5	R: 1 E: 0 K: 1 S: 6 H: 1 LOB: 1 BB: 1 P: 11	R: 0 E: 0 K: 0 S: 3 H: 0 LOB: 0 BB: 0 P: 3	R: 2 E: 0 K: 2 S: 9 H: 2 LOB: 1 BB: 1 P: 13	R: 0 E: 0 K: 2 S: 9 H: 2 LOB: 3 BB: 1 P: 13	R: 0 E: 0 K: 1 S: 6 H: 1 LOB: 1 BB: 0 P: 6	R: 0 E: 0 K: 2 S: 7 H: 0 LOB: 0 BB: 0 P: 7	1B: 7 2B: 3 3B: 0 HR: 0	SF: 0 SAC: 0 DP: 0 HBP: 0					WP: 0 PB: 0 SB: 1 CS: 0	PA: 39

PITCHER		IP	WLS	BF	H	R	ER	SO	BB	IBB	HBP	BLK	WP	HR	S	P	ERA	WHIP
56 Joe Blanton, R ERA: 2.7	(1, 1)	3.2		15	4	2	2	2	1	0	0	0	0	0	18	22	4.91	1.364
55 Danys Baez, R ERA:	(4, 1)	1.1	B	5	1	0	0	0	0	0	0	0	0	0	5	6	0.00	0.750
62 Dan Meyer, L ERA: 9.0	(6, 1)	1.0	W	6	2	2	2	2	1	0	0	0	0	0	9	13	18.00	3.000
48 Drew Carpenter, R ERA:	(7, 1)	1.0	H	6	2	0	0	2	1	0	0	0	0	0	9	13	0.00	3.000
59 Mike Zagurski, L ERA:	(8, 1)	1.0	H	4	1	0	0	1	0	0	0	0	0	0	6	6	0.00	1.000

PITCHER		IP	WLS	BF	H	R	ER	SO	BB	IBB	HBP	BLK	WP	HR	S	P	ERA	WHIP
37 Antonio Bastardo, L ERA:	(9, 1)	1.0	S	3	0	0	0	2	0	0	0	0	0	0	7	7	0.00	0.000

Philadelphia Phillies @ Pittsburgh Pirates
McKechnie Field, Bradenton, FL
Fri Mar 04 2011, 1:07 PM - 4:06 PM EST
Att. 5,596 - Partly Cloudy - 73 F

livebaseballscorecards.com

AB	36
R	4
H	10
RBI	4
BB	3
SO	9
LOB	16

Batter	1	2	3	4	5	6	7	8	9	AB	R	H	RBI	BB	SO	LOB
22 Andrew McCutchen, R (1, 8) OBP: 0.278, SLG: 0.438 76 Corey Wimberly, S (6, 8)	C X 0-1 ① P4		B B B 4-0 31 FC4-6 BB		X 0-0 ② G6-3 3-H		B B B 4-0 44 S BB		S S S 0-3 ③ K	2 0 0 1 1 0 0 1 0 0 0 1 1 0						
31 Jose Tabata, R (1, 7) OBP: 0.278, SLG: 0.278 44 Alex Presley, L (6, 7) OBP: 0.500, SLG: 0.222	S S S 0-3 ② K		X 0-0 ② FC4-6 24 S 1-2f		X 0-0 ③ G6-3		B B X 2-0 ② G3 1-3			3 0 0 0 0 1 1 1 0 0 0 0 0 1						
24 Pedro Alvarez, L (1, 5) OBP: 0.333, SLG: 0.588 17 Josh Fields, R (6, 5) OBP: 0.077, SLG: 0.083	C C C 0-3 ③ K		S X 0-1 ③ G3-1 1-2			X 0-0 ① F8	X 0-0 ③ F7			3 0 0 0 0 1 1 1 0 0 0 0 0 1						
37 Lyle Overbay, L (1, 3) OBP: 0.375, SLG: 0.625 10 Garrett Atkins, R (6, 3) OBP: 0.333, SLG: 0.727		X 0-0 18 FC5-4 1B		X 0-0 18 G1-3 46 SF9 2B		X 0-0 18 HR 1B		X 0-0 ① P3		3 2 3 0 0 0 0 1 0 0 0 0 0 0						
18 Neil Walker, S (1, 4) OBP: 0.333, SLG: 0.588 3 Pedro Ciriaco, R (6, 4) OBP: 0.400, SLG: 0.600		X 0-0 ① FC5-4 46 BB 1-2f		X 0-0 ① G1-3 2-3		C S X 0-2 1-H HR		X 0-0 81 G3 81 S 1B		3 1 1 2 0 0 2 1 0 1 0 0 0 0						
46 Garrett Jones, L (1, 10) OBP: 0.333, SLG: 0.357 81 Andrew Lambo, L (8, PH) OBP: 0.167, SLG: 0.333 (8, 10)		B B B B 4-0 1-2 BB		X 0-0 ② SF9 3-H		X 0-0 ② F7		B X 1-0 ② G3 1-3		1 0 0 1 1 0 0 1 0 0 0 0 0 1						
41 Ryan Doumit, S (1, 2) OBP: 0.313, SLG: 0.357 68 Dusty Brown, R (6, 2) OBP: 0.500, SLG: 0.444		S S S 0-3 ② K		S S S 0-3 ③ K		X 0-0 2B		X 0-0 ③ P3		3 0 1 0 0 2 2 1 0 0 0 0 0 1						
14 John Bowker, L (1, 9) OBP: 0.300, SLG: 0.400 51 Steve Pearce, R (6, PH) OBP: 0.286, SLG: 0.385 (6, 9)		C C C 0-3 ③ K			X 0-0 79 G6-3 22 G6-3 2B	X 0-0 ③ G6-3			C C C 0-3 ① K	2 1 1 0 0 1 2 2 0 0 0 0 1 1						
79 Chase d'Arnaud, R (1, 6) OBP: 0.200, SLG: 0.111 77 Brian Friday, R (7, 6) OBP: 0.125, SLG: 0.250			X 0-0 ① F8		X 0-0 ① G6-3 2-3		X 0-0 ① F7		X 0-0 ② P6	3 0 0 0 0 0 1 1 0 0 0 0 0 0						
Inning Stats	R: 0 H: 0 E: 0 LOB: 0 K: 2 BB: 0 S: 8 P: 8	R: 0 H: 1 E: 0 LOB: 2 K: 2 BB: 1 S: 8 P: 12	R: 0 H: 0 E: 0 LOB: 1 K: 0 BB: 1 S: 4 P: 8	R: 1 H: 1 E: 0 LOB: 0 K: 1 BB: 0 S: 6 P: 6	R: 1 H: 1 E: 0 LOB: 0 K: 0 BB: 0 S: 4 P: 4	R: 2 H: 3 E: 0 LOB: 1 K: 0 BB: 0 S: 8 P: 8	R: 0 H: 0 E: 0 LOB: 1 K: 0 BB: 1 S: 3 P: 9	R: 0 H: 1 E: 0 LOB: 1 K: 0 BB: 0 S: 4 P: 5	R: 0 H: 0 E: 0 LOB: 0 K: 2 BB: 0 S: 7 P: 7	1B: 3 SF: 1 2B: 3 SAC: 0 3B: 0 DP: 0 HR: 1 HBP: 0							WP: 0 PA: 37 PB: 0 SB: 4 CS: 0

TOP

Pittsburgh Pirates @ Philadelphia Phillies

Bright House Field, Clearwater, FL

Sat Mar 05 2011, 1:07 PM - 3:48 PM EST

Att. 9,318 - Sunny - 71 F

livebaseballscorecards.com

AB	33
R	4
H	7
RBI	4
BB	3
SO	7
LOB	14

PITCHER		IP	WLS	BF	H	R	ER	SO	BB	IBB	HBP	BLK	WP	HR	S	P	ERA	WHIP
34 Roy Halladay, R ERA:	(1, 1)	3.0		12	1	0	0	4	2	0	0	0	0	0	20	28	0.00	1.000
66 JC Ramírez, R ERA: 7.2	(4, 1)	3.0	L	14	5	4	4	1	0	0	0	0	0	1	18	18	12.00	1.667
54 Brad Lidge, R ERA: 6.0	(7, 1)	1.0		4	0	0	0	0	1	0	0	0	0	0	3	9	0.00	1.000
52 Jose Contreras, R ERA:	(8, 1)	1.0		4	1	0	0	0	0	0	0	0	0	0	4	5	0.00	1.000
46 Ryan Madson, R ERA:	(9, 1)	1.0		3	0	0	0	2	0	0	0	0	0	0	7	7	0.00	0.000

PITCHER	IP	WLS	BF	H	R	ER	SO	BB	IBB	HBP	BLK	WP	HR	S	P	ERA	WHIP

BOTTOM

Pittsburgh Pirates @ Philadelphia Phillies
Bright House Field, Clearwater, FL
Sat Mar 05 2011, 1:07 PM - 3:48 PM EST
Att. 9,318 - Sunny - 71 F

Batter	1	2	3	4	5	6	7	8	9	AB	R	H	RBI	BB	SO	LOB
11 Jimmy Rollins, S (1, 6) OBP: 0.222, SLG: 0.278	F8	G1-3			G4-3		SH5-4 1-2 2-3		F7-6-3 1-1	3	0	0	0	0	0	2
71 Freddy Galvis, S (6, 6) OBP: 0.333, SLG: 0.250										1	0	0	0	0	0	2
8 Shane Victorino, S (1, 8) OBP: 0.412, SLG: 0.467	29 G4-3 2B		K		K		63 CS 2-3 3-H 1B			3	0	1	0	0	2	0
7 Michael Martinez, S (6, 8) OBP: 0.118, SLG: 0.294										1	0	1	1	0	0	0
29 Raul Ibanez, L (1, 7) OBP: 0.176, SLG: 0.176	G4-3 2-3	G4-3			G4-3		K 1-2			3	0	0	0	0	0	1
63 Brandon Moss, L (6, 7) OBP: 0.333, SLG: 0.200										1	0	0	0	0	1	2
6 Ryan Howard, L (1, 3) OBP: 0.294, SLG: 0.500	F8		K			10 F7 27 E BB		F9		2	0	0	0	1	1	1
65 Jeff Larish, L (6, PR) OBP: 0.222, SLG: 0.250 (7, 3)										1	0	0	0	0	0	0
27 Placido Polanco, R (1, 5) OBP: 0.389, SLG: 0.267		G6-3		F9		FC6 15 G1-6-3 1-2		G1-3		3	0	0	0	0	0	1
73 Carlos Rivero, R (7, 5) OBP: 0.143, SLG: 0.143										1	0	0	0	0	0	0
10 Ben Francisco, R (1, 10) OBP: 0.476, SLG: 0.947		HR		24 2B		F7 2-3		K		3	2	2	1	0	0	2
76 Matt Rizzotti, L (8, PH) OBP: 0.500, SLG: 0.667 (9, 10)										1	0	0	0	0	1	0
9 Domonic Brown, L (1, 9) OBP: 0.211, SLG: 0.063		23 G3-1 24 1B 1B		F7		G1-6-3 1-2f			61 SH1-3 BB	1	0	1	0	0	0	0
15 John Mayberry Jr., R (3, 9) OBP: 0.368, SLG: 0.529										2	0	0	0	1	0	3
24 Delwyn Young, S (1, 4) OBP: 0.444, SLG: 0.471		23 G3-1 1-2 1B		2-H 2B			71 SH5-4 23 1B 7 1B 1B		SH1-3 1-2	3	1	3	1	0	0	0
61 Josh Barfield, R (8, 4) OBP: 0.800, SLG: 1.000										0	0	0	0	0	0	0
23 Brian Schneider, L (1, 2) OBP: 0.357, SLG: 0.250		G3-1 1-2 2-3		G4-3			7 1B 71 SH5-4 1-2 1B		71 F7-6-3 BB	3	0	1	0	0	0	3
77 Tuffy Gosewisch, R (7, PR) (8, 2)										0	0	0	0	1	0	0
21 Wilson Valdez, R (9, PR) OBP: 0.533, SLG: 0.500										0	0	0	0	0	0	0
Inning Stats	R: 0 E: 0 K: 0 S: 4 H: 1 LOB: 1 BB: 0 P: 4	R: 1 E: 0 K: 0 S: 7 H: 3 LOB: 2 BB: 0 P: 8	R: 0 E: 0 K: 2 S: 7 H: 0 LOB: 0 BB: 0 P: 7	R: 1 E: 0 K: 0 S: 5 H: 2 LOB: 1 BB: 0 P: 5	R: 0 E: 0 K: 1 S: 5 H: 0 LOB: 0 BB: 0 P: 5	R: 0 E: 1 K: 0 S: 3 H: 0 LOB: 2 BB: 1 P: 7	R: 1 E: 0 K: 1 S: 7 H: 3 LOB: 2 BB: 0 P: 7	R: 0 E: 0 K: 1 S: 5 H: 0 LOB: 0 BB: 0 P: 5	R: 0 E: 0 K: 0 S: 2 H: 0 LOB: 2 BB: 2 P: 10	1B: 5 2B: 5 3B: 0 HR: 1	SF: 0 SAC: 2 DP: 3 HBP: 0						

	AB	32
	R	3
	H	9
	RBI	3
	BB	3
	SO	5
	LOB	17

WP: 0 PB: 0 SB: 0 CS: 1 PA: 37

PITCHER		IP	WLS	BF	H	R	ER	SO	BB	IBB	HBP	BLK	WP	HR	S	P	ERA	WHIP
28 Paul Maholm, L ERA: 5.4	(1, 1)	3.0		13	4	1	1	2	0	0	0	0	0	1	18	19	3.00	1.333
27 Jeff Karstens, R ERA: 2.25	(4, 1)	2.0	W	8	2	1	1	1	0	0	0	0	0	0	10	10	4.50	1.000
70 Tony Watson, L ERA: 4.5	(6, 1)	2.0	H	9	3	1	1	1	1	0	0	0	0	0	10	14	4.50	2.000
43 Sean Gallagher, R ERA:	(8, 1)	1.0	H	3	0	0	0	1	0	0	0	0	0	0	5	5	0.00	0.000
63 Chris Leroux, R ERA: 3.0	(9, 1)	1.0	S	4	0	0	0	0	2	0	0	0	0	0	2	10	0.00	2.000

PITCHER	IP	WLS	BF	H	R	ER	SO	BB	IBB	HBP	BLK	WP	HR	S	P	ERA	WHIP

livebaseballscorecards.com

Batter	1	2	3	4	5	6	7	8	9	AB	R	H	RBI	BB	SO	LOB
21 Wilson Valdez, R (1, 8) OBP: 0.611, SLG: 0.600	74 G4-6-3 1B		74 CS 1B			61 K 1B			63 G4-6-3 61 1B 1B	3	0	3	0	0	0	0
Cory Sullivan, L (6, 8) OBP: 1.000, SLG: 1.000										1	0	1	0	0	0	0
74 César Hernández, S (1, 4) OBP: 0.333, SLG: 0.333	G4-6-3 1-2f		G5-3 1-2			K 1-2			63 G4-6-3 1B 1-2	2	0	0	0	0	0	2
61 Josh Barfield, R (5, 4) OBP: 0.714, SLG: 0.857										2	0	1	0	0	1	1
10 Ben Francisco, R (1, 7) OBP: 0.417, SLG: 0.818	F9			F7		G4-3			G4-6-3 1-2f 2-3	3	0	0	0	0	0	0
63 Brandon Moss, L (6, 7) OBP: 0.286, SLG: 0.167										1	0	0	0	0	0	2
15 John Mayberry Jr., R (1, 9) OBP: 0.364, SLG: 0.650		HR		G1-3			G4-3		P4	3	1	1	1	0	0	0
87 Matt Miller, R (7, 9)										1	0	0	0	0	0	1
39 Robb Quinlan, R (1, 3) OBP: 0.111, SLG: 0.111		F9		G4-3			G4-3			3	0	0	0	0	0	0
86 Tagg Bozied, R (1, 10)		K			F7		K			3	0	0	0	0	2	0
51 Carlos Ruiz, R (1, 2) OBP: 0.429, SLG: 0.500										2	0	1	0	0	0	0
77 Tuffy Gosewisch, R (7, 2) OBP: 0.667, SLG: 1.500	73 FC6-4 1B				G6-3			25 B1-5 3B		1	0	1	0	0	0	0
73 Carlos Rivero, R (1, 5) OBP: 0.222, SLG: 0.222	FC6-4 1-2f				1B			K		2	0	1	0	0	0	1
75 Harold Garcia, S (7, 5) OBP: 0.286, SLG: 0.333										1	0	0	0	0	1	1
71 Freddy Galvis, S (1, 6) OBP: 0.250, SLG: 0.167			G1-3		K			B1-5 3-3f		2	0	0	0	0	1	1
25 Brian Bocock, R (5, 6)										1	0	0	0	0	0	1
Inning Stats	R: 0 E: 0 K: 0 S: 3 H: 1 LOB: 0 BB: 0 P: 3	R: 1 E: 0 K: 1 S: 8 H: 2 LOB: 1 BB: 0 P: 11	R: 0 E: 0 K: 0 S: 3 H: 1 LOB: 0 BB: 0 P: 4	R: 0 E: 0 K: 0 S: 3 H: 0 LOB: 0 BB: 0 P: 3	R: 0 E: 0 K: 1 S: 6 H: 1 LOB: 1 BB: 0 P: 6	R: 0 E: 0 K: 1 S: 5 H: 1 LOB: 0 BB: 0 P: 6	R: 0 E: 0 K: 1 S: 5 H: 0 LOB: 0 BB: 0 P: 5	R: 0 E: 0 K: 1 S: 5 H: 1 LOB: 0 BB: 0 P: 5	R: 0 E: 0 K: 0 S: 4 H: 2 LOB: 1 BB: 0 P: 4	1B: 7 2B: 1 3B: 1 HR: 1	SF: 0 SAC: 0 DP: 3 HBP: 0						

TOP

Philadelphia Phillies @ Detroit Tigers

Joker Marchant Stadium, Lakeland, FL

Sun Mar 06 2011, 1:09 PM - 3:19 PM EST

Att. 6,693 - Cloudy - 79 F

livebaseballscorecards.com

AB	31
R	1
H	9
RBI	1
BB	0
SO	5
LOB	10

| | | | | | | | | | |

Philadelphia Phillies @ Detroit Tigers

Joker Marchant Stadium, Lakeland, FL

Sun Mar 06 2011, 1:09 PM - 3:19 PM EST

Att. 6,693 - Cloudy - 79 F

BOTTOM

Batter	1	2	3	4	5	6	7	8	9	AB	R	H	RBI	BB	SO	LOB
14 Austin Jackson, R (1, 8) OBP: 0.435, SLG: 0.421 32 Don Kelly, L (7, 8) OBP: 0.375, SLG: 0.429	F9		F8			K			72 1B; 65 1B; 1B	3 1	0 1	0 1	0 1	0 0	1 0	0 0
34 Clete Thomas, L (1, 9) OBP: 0.300, SLG: 0.333	G3-1			F7			G4-3		F8	4	0	0	0	0	0	1
72 Andy Dirks, L (1, 7) OBP: 0.524, SLG: 0.737	1B			BBB; 24 G5-4-3; BB			E1; 33 FC6-4		65 1B; 1-3; 1B	3	0	2	0	1	0	0
24 Miguel Cabrera, R (1, 3) OBP: 0.158, SLG: 0.176 65 Scott Thorman, L (8, 3) OBP: 0.250, SLG: 0.182	P3			G5-4-3; 1-2f			SSC; K		1-2; 3-H; 1B	3 1	0 0	0 1	0 1	0 0	1 0	3 0
41 Victor Martinez, S (1, 10) OBP: 0.250, SLG: 0.316 33 Ryan Strieby, R (7, PH) OBP: 0.286, SLG: 0.450 (8, 10)		P5			F9		FC6-4; 1-2f			2 1	0 0	0 0	0 0	0 0	0 0	0 1
15 Brandon Inge, R (1, 5) OBP: 0.316, SLG: 0.353 18 Audy Ciriaco, R (5, PR) OBP: 0.100, SLG: 0.100 (6, 5)		SSS; K			BBB; 76 G5-4-3; BB			SSC; K		1 1	0 0	0 0	0 0	1 0	1 1	0 0
76 Bryan Holaday, R (1, 2) OBP: 0.250, SLG: 1.000		F7			G5-4-3; 1-2f			HR		3	1	1	1	0	0	1
28 Will Rhymes, L (1, 4) OBP: 0.222, SLG: 0.176 70 Argenis Diaz, R (7, 4)			G4-3			G4-3		SSS; K		2 1	0 0	0 0	0 0	0 0	0 1	0 0
29 Danny Worth, R (1, 6) OBP: 0.286, SLG: 0.385			G5-3			G6-3		SSC; K		3	0	0	0	0	1	0
Inning Stats	R: 0 E: 0 K: 0 S: 4 H: 1 LOB: 1 BB: 0 P: 4	R: 0 E: 0 K: 1 S: 5 H: 0 LOB: 0 BB: 0 P: 5	R: 0 E: 0 K: 0 S: 3 H: 0 LOB: 0 BB: 0 P: 3	R: 0 E: 0 K: 0 S: 2 H: 0 LOB: 0 BB: 1 P: 6	R: 0 E: 0 K: 0 S: 2 H: 0 LOB: 1 BB: 1 P: 6	R: 0 E: 0 K: 1 S: 5 H: 0 LOB: 0 BB: 0 P: 5	R: 0 E: 1 K: 1 S: 6 H: 0 LOB: 1 BB: 0 P: 6	R: 1 E: 0 K: 3 S: 10 H: 1 LOB: 0 BB: 0 P: 10	R: 1 E: 0 K: 0 S: 4 H: 3 LOB: 2 BB: 0 P: 4	1B: 4 2B: 0 3B: 0 HR: 1 SF: 0 SAC: 0 DP: 2 HBP: 0						

livebaseballscorecards.com

AB	29
R	2
H	5
RBI	2
BB	2
SO	6
LOB	6

WP: 0 PA: 31
PB: 0
SB: 0
CS: 0

PITCHER		IP	WLS	BF	H	R	ER	SO	BB	IBB	HBP	BLK	WP	HR	S	P	ERA	WHIP
38 Kyle Kendrick, R ERA:	(1, 1)	3.0		10	1	0	0	1	0	0	0	0	0	0	12	12	0.00	0.333
57 David Herndon, R ERA:	(4, 1)	2.0	H	6	0	0	0	0	2	0	0	0	0	0	4	12	0.00	1.000
78 Michael Schwimer, R ERA: 13.5	(6, 1)	1.0	H	3	0	0	0	1	0	0	0	0	0	0	5	5	0.00	0.000
84 Juan Pablo Perez, L ERA: 3.0	(7, 1)	1.0	H	4	0	0	0	1	0	0	0	0	0	0	6	6	0.00	0.000
68 Michael Stutes, R ERA: 1.8	(8, 1)	1.0	B	4	1	1	1	3	0	0	0	0	0	1	10	10	9.00	1.000

PITCHER		IP	WLS	BF	H	R	ER	SO	BB	IBB	HBP	BLK	WP	HR	S	P	ERA	WHIP
89 Matt Anderson, R ERA: 6.75	(9, 1)	0.1	L	4	3	1	1	0	0	0	0	0	0	0	4	4	27.00	9.000

Batter	1	2	3	4	5	6	7	8	9	AB	R	H	RBI	BB	SO	LOB
8 Desmond Jennings, R (1, 8) OBP: 0.333, SLG: 0.125	B X 1-0 F8		S S S 0-3 K		B B B B 4-0 1 2B BB		B X 1-0 64 E 1-H 1B		X 0-0 G4-3	2	1	0	0	1	1	0
66 Chris Carter, L (5, 9) OBP: 0.333, SLG: 0.364										2	0	1	1	0	0	1
1 Sean Rodríguez, R (1, 6) OBP: 0.500, SLG: 0.786	X 0-0 G1-3		X 0-0 G5-3		X 0-0 20 WP 1-H 2-H 2B		X 0-0 E8 1-3 1B			3	0	1	2	0	0	0
64 Tim Beckham, R (6, 6) OBP: 0.545, SLG: 0.556										1	0	1	0	0	0	0
20 Matt Joyce, L (1, 9) OBP: 0.231, SLG: 0.231	X 0-0 10 FC6-4 1B			S S C 0-3 K	B S S S 1-3 K 2-3		S S S 0-3 K			3	0	1	0	0	2	1
11 Justin Ruggiano, R (5, 8) OBP: 0.176, SLG: 0.412										1	0	0	0	0	1	2
10 Kelly Shoppach, R (1, 2) OBP: 0.222, SLG: 0.500	X 0-0 FC6-4 1-2f			X 0-0 F8		X 0-0 G3		S S S 0-3 K		3	0	0	0	0	0	1
41 Nevin Ashley, R (6, 2)										1	0	0	0	0	1	0
45 Felipe Lopez, S (1, 5) OBP: 0.529, SLG: 0.563		X 0-0 23 FC6-4 1B		S S C 0-3 K		X 0-0 G4-3		X 0-0 G6-3		3	0	1	0	0	1	0
67 Daniel Mayora, R (6, 5) OBP: 0.200, SLG: 0.200										1	0	0	0	0	0	0
(7, 4)																
23 Casey Kotchman, L (1, 3) OBP: 0.389, SLG: 0.529		X 0-0 FC6-4 1-2f			X 0-0 79 1B 16 FC1-6 2B	X 0-0 G4-3		X 0-0 G6-3		3	1	1	0	0	0	1
26 J.J. Furmaniak, R (7, 5)										1	0	0	0	0	0	0
38 Robinson Chirinos, R (1, 10) OBP: 0.400, SLG: 0.583		S S C 0-3 K			S S S 0-3 K		S S S 0-3 K		B B B B 4-0 BB	3	0	0	0	0	3	2
60 Stephen Vogt, L (9, PH) (9, 10)										0	0	0	0	1	0	0
79 Joe Inglett, L (1, 7) OBP: 0.357, SLG: 0.250	X 0-0 F7				X 0-0 16 FC1-6 2-3 1B		X 0-0 66 S 66 1B		X 0-0 L9	3	1	2	0	0	0	1
(5, 4) Leslie Anderson, L (7, 3)										1	0	0	0	0	0	1
16 Ray Olmedo, S (1, 4) OBP: 0.167, SLG: 0.182			S S S 0-3 K		X 0-0 FC1-6 1-2f 3-H 1 2B		X 0-0 F9		S S S 0-3 K	2	1	0	1	0	1	1
61 Russ Canzler, R (5, 7)										2	0	0	0	0	1	2
Inning Stats	R: 0 E: 0 K: 0 S: 4 H: 1 LOB: 1 BB: 0 P: 5	R: 0 E: 0 K: 1 S: 6 H: 1 LOB: 1 BB: 0 P: 6	R: 0 E: 0 K: 2 S: 7 H: 0 LOB: 0 BB: 0 P: 7	R: 0 E: 0 K: 2 S: 7 H: 0 LOB: 0 BB: 0 P: 7	R: 3 E: 1 K: 2 S: 10 H: 3 LOB: 1 BB: 1 P: 15	R: 0 E: 0 K: 0 S: 3 H: 0 LOB: 0 BB: 0 P: 3	R: 1 E: 1 K: 2 S: 10 H: 3 LOB: 2 BB: 0 P: 11	R: 0 E: 0 K: 1 S: 5 H: 0 LOB: 0 BB: 0 P: 5	R: 0 E: 0 K: 1 S: 5 H: 0 LOB: 1 BB: 1 P: 9	1B: 6 2B: 2 3B: 0 HR: 0 SF: 0 SAC: 0 DP: 0 HBP: 0						

PITCHER		IP	WLS	BF	H	R	ER	SO	BB	IBB	HBP	BLK	WP	HR	S	P	ERA	WHIP
33 Cliff Lee, L ERA: 3.0	(1, 1)	4.0		14	2	0	0	5	0	0	0	0	0	0	24	25	0.00	0.500
83 Eddie Bonine, R ERA: 15.75	(5, 1)	2.0	B	10	3	3	3	2	1	0	0	0	1	0	13	18	13.50	2.000
72 Justin De Fratus, R ERA: 9.0	(7, 1)	1.0		6	3	1	1	2	0	0	0	0	0	0	10	11	9.00	3.000
16 J.C. Romero, L ERA:	(8, 1)	1.0		3	0	0	0	1	0	0	0	0	0	0	5	5	0.00	0.000
47 Scott Mathieson, R ERA: 4.5	(9, 1)	1.0	W	4	0	0	0	1	1	0	0	0	0	0	5	9	0.00	1.000

PITCHER	IP	WLS	BF	H	R	ER	SO	BB	IBB	HBP	BLK	WP	HR	S	P	ERA	WHIP

TOP

Tampa Bay Rays @ Philadelphia Phillies

Bright House Field, Clearwater, FL

Sun Mar 06 2011, 1:09 PM - 3:49 PM EST

Att. 10,231 - Partly Cloudy - 76 F

livebaseballscorecards.com

AB	35
R	4
H	8
RBI	4
BB	2
SO	11
LOB	13

WP: 1 PA: 37
PB: 0
SB: 1
CS: 0

Batter	1	2	3	4	5	6	7	8	9	AB	R	H	RBI	BB	SO	LOB
11 Jimmy Rollins, S (1, 6) OBP: 0.190, SLG: 0.238 7 Michael Martinez, S (5, 6) OBP: 0.111, SLG: 0.278	G3		F8	G3			G4-3			3 1	0 0	0 0	0 0	0 0	0 0	1 0
8 Shane Victorino, S (1, 8) OBP: 0.350, SLG: 0.389 92 Rich Thompson, L (6, 8)	F7		F7		K			P2		3 1	0 0	0 0	0 0	0 0	1 0	0 0
29 Raul Ibanez, L (1, 7) OBP: 0.200, SLG: 0.200 95 Chris Frey, L (6, 7)	K		6 1B 27 1B		K			K		3 1	1 0	1 0	0 0	0 0	2 1	0 0
6 Ryan Howard, L (1, 3) OBP: 0.350, SLG: 0.684 76 Matt Rizzotti, L (6, 3) OBP: 0.600, SLG: 1.500		HR	27 1B 1-3 1B		F8			HR		3 1	1 1	2 1	1 1	0 0	0 0	0 0
27 Placido Polanco, R (1, 5) OBP: 0.381, SLG: 0.278 65 Jeff Larish, L (7, 5) OBP: 0.200, SLG: 0.222		G3-1	1-2 3-H 1B			F7		F8		3 1	0 0	1 0	1 0	0 0	0 0	0 0
7 Ross Gload, L (1, 10) OBP: 0.357, SLG: 0.429		24 E 2B	G4-3			G3			60 SH5-4 24 SH 67 1B	4	1	2	0	0	0	2
24 Delwyn Young, S (1, 9) OBP: 0.381, SLG: 0.400	F9 2-3			K		K			SH 67 1B 60 SH5-4 1-2	3	0	0	0	0	2	1
60 Pete Orr, L (1, 4) OBP: 0.182, SLG: 0.455	K			K			F7		SH5-4 1-2 2-3	3	0	0	0	0	2	1
23 Brian Schneider, L (1, 2) OBP: 0.412, SLG: 0.500 67 Joel Naughton, L (8, 2) OBP: 0.500, SLG: 0.500			HR	BB			L4		2-3 3-H 1B	2 1	1 0	1 1	1 1	1 0	0 0	0 0
Inning Stats	R: 0 E: 0 K: 1 S: 5 H: 0 LOB: 0 BB: 0 P: 5	R: 1 E: 1 K: 1 S: 7 H: 2 LOB: 1 BB: 0 P: 8	R: 2 E: 0 K: 0 S: 9 H: 4 LOB: 2 BB: 0 P: 12	R: 0 E: 0 K: 2 S: 7 H: 0 LOB: 1 BB: 1 P: 11	R: 0 E: 0 K: 2 S: 7 H: 0 LOB: 0 BB: 0 P: 7	R: 0 E: 0 K: 1 S: 5 H: 0 LOB: 0 BB: 0 P: 5	R: 0 E: 0 K: 0 S: 3 H: 0 LOB: 0 BB: 0 P: 3	R: 1 E: 0 K: 1 S: 7 H: 1 LOB: 0 BB: 0 P: 8	R: 1 E: 1 K: 0 S: 4 H: 2 LOB: 2 BB: 0 P: 4	1B: 5 2B: 1 3B: 0 HR: 3 SF: 0 SAC: 2 DP: 0 HBP: 0						

PITCHER		IP	WLS	BF	H	R	ER	SO	BB	IBB	HBP	BLK	WP	HR	S	P	ERA	WHIP
40 Wade Davis, R ERA: 3.0	(1, 1)	2.0		8	2	1	1	2	0	0	0	0	0	1	12	13	4.50	1.000
27 Cesár Ramos, L ERA: 6.0	(3, 1)	1.0		7	4	2	2	0	0	0	0	0	0	1	9	12	18.00	4.000
37 Juan Cruz, R ERA:	(4, 1)	1.0		4	0	0	0	2	1	0	0	0	0	0	7	11	0.00	1.000
57 Jake McGee, L ERA:	(5, 1)	1.0		3	0	0	0	2	0	0	0	0	0	0	7	7	0.00	0.000
75 Jonah Bayliss, R ERA: 6.0	(6, 1)	1.0		3	0	0	0	1	0	0	0	0	0	0	5	5	0.00	0.000

PITCHER		IP	WLS	BF	H	R	ER	SO	BB	IBB	HBP	BLK	WP	HR	S	P	ERA	WHIP
47 Brandon Gomes, R ERA:	(7, 1)	1.0	H	3	0	0	0	0	0	0	0	0	0	0	3	3	0.00	0.000
74 Cory Wade, R ERA: 2.08	(8, 1)	1.0	B	4	1	1	1	1	0	0	0	0	0	1	7	8	9.00	1.000
71 Brian Baker, R ERA: 6.0	(9, 1)	0.1	L	4	2	1	1	0	0	0	0	0	0	0	4	4	27.00	6.000

BOTTOM

Tampa Bay Rays @ Philadelphia Phillies

Bright House Field, Clearwater, FL

Sun Mar 06 2011, 1:09 PM - 3:49 PM EST

Att. 10,231 - Partly Cloudy - 76 F

livebaseballscorecards.com

AB	33
R	5
H	9
RBI	5
BB	1
SO	8
LOB	5

WP: 0 PA: 36
PB: 0
SB: 0
CS: 0

Philadelphia Phillies @ New York Yankees

George M. Steinbrenner Field, Tampa, FL

Mon Mar 07 2011, 1:09 PM - 3:41 PM EST

Att. 10,896 - Sunny - 64 F

livebaseballscorecards.com

TOP

Batter	1	2	3	4	5	6	7	8	9	AB	R	H	RBI	BB	SO	LOB
8 Shane Victorino, S (1, 8) OBP: 0.348, SLG: 0.381	F7			G4-3		1B		F7		3	0	1	0	0	0	0
7 Michael Martinez, S (6, 8) OBP: 0.105, SLG: 0.263										1	0	0	0	0	0	1
27 Placido Polanco, R (1, 5) OBP: 0.333, SLG: 0.238	F8			F9		G1-3			G5-3	3	0	0	0	0	0	1
73 Carlos Rivero, R (6, 5) OBP: 0.200, SLG: 0.200										1	0	0	0	0	0	0
11 Jimmy Rollins, S (1, 6) OBP: 0.208, SLG: 0.250	G6-3			G3-1			10 G4-3 1B		F9	3	0	1	0	0	0	0
71 Freddy Galvis, S (7, 6) OBP: 0.222, SLG: 0.143										1	0	0	0	0	0	0
6 Ryan Howard, L (1, 10) OBP: 0.304, SLG: 0.591		K			K		F8		1B	3	0	0	0	0	2	1
67 Joel Naughton, L (9, PH) OBP: 0.667, SLG: 0.667										1	0	1	0	0	0	0
10 Ben Francisco, R (1, 9) OBP: 0.370, SLG: 0.720	G6-3				K		G4-3 1-2		K	3	0	0	0	0	1	1
24 Delwyn Young, S (7, 9) OBP: 0.364, SLG: 0.381										1	0	0	0	0	1	1
7 Ross Gload, L (1, 3) OBP: 0.294, SLG: 0.353	G4-3				G4-3		F9			3	0	0	0	0	0	1
86 Tagg Bozied, R (7, 3)										0	0	0	0	0	0	0
15 John Mayberry Jr., R (1, 7) OBP: 0.333, SLG: 0.591			F9			K		K		2	0	0	0	0	1	0
87 Matt Miller, R (7, 7)										1	0	0	0	0	1	0
51 Carlos Ruiz, R (1, 2) OBP: 0.333, SLG: 0.375			G5-3			G4-3		F9		2	0	0	0	0	0	0
77 Tuffy Gosewisch, R (6, 2) OBP: 0.500, SLG: 1.000										1	0	0	0	0	0	0
21 Wilson Valdez, R (1, 4) OBP: 0.600, SLG: 0.765			G6-3			HR		2B		2	1	1	1	0	0	0
60 Pete Orr, L (7, 4) OBP: 0.250, SLG: 0.583										1	0	1	0	0	0	0
Inning Stats	R: 0 E: 0 K: 0 S: 3 H: 0 LOB: 0 BB: 0 P: 3	R: 0 E: 0 K: 1 S: 5 H: 0 LOB: 0 BB: 0 P: 5	R: 0 E: 0 K: 0 S: 3 H: 0 LOB: 0 BB: 0 P: 3	R: 0 E: 0 K: 0 S: 3 H: 0 LOB: 0 BB: 0 P: 3	R: 0 E: 0 K: 2 S: 7 H: 0 LOB: 0 BB: 0 P: 7	R: 1 E: 0 K: 1 S: 8 H: 2 LOB: 1 BB: 0 P: 8	R: 0 E: 0 K: 0 S: 4 H: 1 LOB: 1 BB: 0 P: 4	R: 0 E: 0 K: 1 S: 6 H: 1 LOB: 1 BB: 0 P: 6	R: 0 E: 0 K: 1 S: 6 H: 1 LOB: 1 BB: 0 P: 6	1B: 3 2B: 1 3B: 0 HR: 1	SF: 0 SAC: 0 DP: 0 HBP: 0					

	AB	32
	R	1
	H	5
	RBI	1
	BB	0
	SO	6
	LOB	6

PITCHER		IP	WLS	BF	H	R	ER	SO	BB	IBB	HBP	BLK	WP	HR	S	P	ERA	WHIP
34 A.J. Burnett, R ERA:	(1, 1)	3.0	W	9	0	0	0	1	0	0	0	0	0	0	11	11	0.00	0.000
62 Joba Chamberlain, R ERA: 4.5	(4, 1)	1.0		3	0	0	0	0	0	0	0	0	0	0	3	3	0.00	0.000
31 Pedro Feliciano, L ERA: 3.0	(5, 1)	1.0		3	0	0	0	2	0	0	0	0	0	0	7	7	0.00	0.000
74 Hector Noesí, R ERA: 1.5	(6, 1)	2.0		9	3	1	1	1	0	0	0	0	0	1	12	12	4.50	1.500
22 Mark Prior, R ERA:	(8, 1)	1.0		4	1	0	0	1	0	0	0	0	0	0	6	6	0.00	1.000

PITCHER		IP	WLS	BF	H	R	ER	SO	BB	IBB	HBP	BLK	WP	HR	S	P	ERA	WHIP
43 Luis Ayala, R ERA: 3.0	(9, 1)	1.0		4	1	0	0	1	0	0	0	0	0	0	6	6	0.00	1.000

BOTTOM

Philadelphia Phillies @ New York Yankees

George M. Steinbrenner Field, Tampa, FL

Mon Mar 07 2011, 1:09 PM - 3:41 PM EST

Att. 10,896 - Sunny - 64 F

livebaseballscorecards.com

Batter	1	2	3	4	5	6	7	8	9	AB	R	H	RBI	BB	SO	LOB
11 Brett Gardner, L (1, 7) OBP: 0.529, SLG: 0.667 75 Brandon Laird, R (7, 7) OBP: 0.143, SLG: 0.154	G3		G3		33 G4-3 / 55 S / 20 1B — 1B	1-2 — BB		G6-3		3 1	1 0	1 0	0 0	1 0	0 0	0 1
55 Russell Martin, R (1, 2) OBP: 0.263, SLG: 0.125 83 Jesus Montero, R (6, 2) OBP: 0.250, SLG: 0.250	G6-3		E5 / 14 HR		1-2 — K	K				3 1	1 0	0 0	0 0	0 0	1 1	1 2
33 Nick Swisher, S (1, 9) OBP: 0.167, SLG: 0.222 78 Jordan Parraz, R (7, 9) OBP: 0.625, SLG: 0.571	K		F8		G4-3 / 2-3	K				4 0	0 0	0 0	0 0	0 0	2 0	4 0
14 Curtis Granderson, L (1, 8) OBP: 0.438, SLG: 0.929 91 Raymond Kruml, L (7, 8)		12 1B / 26 HR — 1B	1-H — HR		20 1B / 12 1B — BB		G5-3			2 1	3 0	2 0	2 0	1 0	0 0	0 0
20 Jorge Posada, S (1, 10) OBP: 0.333, SLG: 0.333 53 Gustavo Molina, R (7, PH) OBP: 0.333, SLG: 0.143 (8, 10)		F7	12 1B — 2B		94 WP / 12 1B / 1-2 / 3-H — 1B		G6-3			3 1	0 0	2 0	1 0	0 0	0 0	1 0
12 Eric Chavez, L (1, 3) OBP: 0.500, SLG: 0.529 70 Luke Murton, R (5, PR) (6, 3)		26 HR / 1-3 — 1B	2-3 — 1B		94 WP / 1-2 / 2-H — 1B		G5-3			3 1	1 0	3 0	1 0	0 0	0 0	0 0
94 Jorge Vazquez, R (1, 5) OBP: 0.467, SLG: 1.000 93 Bradley Suttle, S (7, 5) OBP: 0.200, SLG: 0.200		K	G5-3		1-2 / 2-3 — K			90 FC6 — 1B		3 1	0 0	0 1	0 0	0 0	2 0	4 0
26 Eduardo Núñez, R (1, 6) OBP: 0.286, SLG: 0.476 90 José Pirela, R (7, 6)		1-H / 3-H — HR	L5			G1-3		FC6 / 76 G6-3 / 1-2f		3 1	1 0	1 0	3 0	0 0	0 0	0 1
19 Ramiro Pena, S (1, 4) OBP: 0.063, SLG: 0.063 76 Corban Joseph, L (7, 4)		K	G4-3			11 BB — 1B		G6-3 / 1-2		3 1	0 0	1 0	0 0	0 0	1 0	0 1
Inning Stats	R: 0 E: 0 K: 1 S: 5 — H: 0 LOB: 0 BB: 0 P: 5	R: 3 E: 0 K: 2 S: 11 — H: 3 LOB: 0 BB: 0 P: 12	R: 2 E: 1 K: 0 S: 8 — H: 3 LOB: 2 BB: 0 P: 11	R: 0 E: 0 K: 0 S: 3 — H: 0 LOB: 0 BB: 0 P: 3	R: 2 E: 0 K: 2 S: 10 — H: 3 LOB: 3 BB: 1 P: 16	R: 0 E: 0 K: 2 S: 8 — H: 1 LOB: 2 BB: 1 P: 12	R: 0 E: 0 K: 0 S: 3 — H: 0 LOB: 0 BB: 0 P: 3	R: 0 E: 0 K: 0 S: 4 — H: 1 LOB: 1 BB: 0 P: 4		1B: 8 2B: 1 3B: 0 HR: 2	SF: 0 SAC: 0 DP: 0 HBP: 0						

AB	35
R	7
H	11
RBI	7
BB	2
SO	7
LOB	15

WP: 1 PB: 0 SB: 1 CS: 0 — PA: 37

PITCHER		IP	WLS	BF	H	R	ER	SO	BB	IBB	HBP	BLK	WP	HR	S	P	ERA	WHIP
44 Roy Oswalt, R ERA: 7.71	(1, 1)	2.2	L	13	4	5	3	3	0	0	0	0	0	2	22	26	10.12	1.500
49 Vance Worley, R ERA: 4.5	(3, 1)	2.0		11	5	2	2	1	1	0	0	0	0	0	12	17	9.00	3.000
64 Drew Naylor, R ERA:	(5, 1)	1.1		6	1	0	0	3	1	0	0	0	1	0	11	16	0.00	1.500
82 Brian Bass, R ERA: 4.5	(7, 1)	1.0		3	0	0	0	0	0	0	0	0	0	0	3	3	0.00	0.000
79 Ryan Feierabend, L ERA: 3.0	(8, 1)	1.0		4	1	0	0	0	0	0	0	0	0	0	4	4	0.00	1.000

PITCHER	IP	WLS	BF	H	R	ER	SO	BB	IBB	HBP	BLK	WP	HR	S	P	ERA	WHIP

Batter	1	2	3	4	5	6	7	8	9	AB	R	H	RBI	BB	SO	LOB
39 Randy Winn, S (1, 8) OBP: 0.235, SLG: 0.133	BBBB 4-0 28 BB 9 2B BB		X 0-0 ① L9		SSS 0-3 ③ K			X 0-0 ① F8		3	1	0	0	1	1	1
38 Matt Angle, L (8, 8) OBP: 0.313, SLG: 0.267										0	0	0	0	0	0	0
28 Brendan Harris, R (1, 4) OBP: 0.333, SLG: 0.500	BBBB 4-0 9 2B 37 SF8 1-2 BB		X 0-0 ② F8			SSS 0-3 ① K		X 0-0 ② G4-3		3	1	0	0	1	1	0
73 Ryan Adams, R (8, 4)										0	0	0	0	0	0	0
14 Nolan Reimold, R (1, 7) OBP: 0.423, SLG: 0.619	SSS 0-3 ① K		X 0-0 ③ F7			H 1-0 9 S 37 2B HBP		X 0-0 ③ F7		3	1	0	0	0	1	2
74 Tyler Henson, R (8, 9)										0	0	0	0	0	0	0
9 Jake Fox, R (1, 10) OBP: 0.391, SLG: 0.870	X 0-0 1-3 2-H 2B		X 0-0 ① P4			SSS 0-3 ② K 1-2			X 0-0 ① F9	4	0	1	1	0	1	1
37 Josh Bell, S (1, 5) OBP: 0.370, SLG: 0.476	X 0-0 ② SF8 3-H		X 0-0 ② G6-3			X 0-0 2-H 2B			SSS 0-3 ② K	3	0	1	2	0	1	0
29 Brandon Snyder, R (1, 3) OBP: 0.214, SLG: 0.286	SSS 0-3 ③ K		X 0-0 ③ P4			X 0-0 ③ G5-3			X 0-0 ③ G6-3	4	0	0	0	0	1	2
6 Nick Green, R (1, 9) OBP: 0.133, SLG: 0.071		X 0-0 ① P6			SSC 0-3 ① K		SSC 0-3 ① K			3	0	0	0	0	2	0
(8, 7)																
15 Craig Tatum, R (1, 2) OBP: 0.235, SLG: 0.188		X 0-0 ② F8			X 0-0 ② G5-3		CCC 0-3 ② K			3	0	0	0	0	1	0
72 Caleb Joseph, R (8, 2)										0	0	0	0	0	0	0
11 Robert Andino, R (1, 6) OBP: 0.300, SLG: 0.250		X 0-0 ③ F9			X 0-0 1B		X 0-0 ③ P3			3	0	1	0	0	0	0
69 Pedro Florimón, S (7, 6) OBP: 0.500, SLG: 0.500										0	0	0	0	0	0	0
Inning Stats	R: 2 H: 1 E: 0 LOB: 1 K: 2 BB: 2 S: 8 P: 16	R: 0 H: 0 E: 0 LOB: 0 K: 0 BB: 0 S: 3 P: 3	R: 0 H: 0 E: 0 LOB: 0 K: 0 BB: 0 S: 3 P: 3	R: 0 H: 0 E: 0 LOB: 0 K: 0 BB: 0 S: 3 P: 3	R: 0 H: 1 E: 0 LOB: 1 K: 2 BB: 0 S: 8 P: 8	R: 1 H: 1 E: 0 LOB: 1 K: 2 BB: 0 S: 8 P: 9	R: 0 H: 0 E: 0 LOB: 0 K: 2 BB: 0 S: 7 P: 7	R: 0 H: 0 E: 0 LOB: 0 K: 0 BB: 0 S: 3 P: 3	R: 0 H: 0 E: 0 LOB: 0 K: 1 BB: 0 S: 5 P: 5	1B: 1 SF: 1 2B: 2 SAC: 0 3B: 0 DP: 0 HR: 0 HBP: 1						

PITCHER		IP	WLS	BF	H	R	ER	SO	BB	IBB	HBP	BLK	WP	HR	S	P	ERA	WHIP
35 Cole Hamels, L ERA: 1.8	(1, 1)	4.0		15	1	2	2	2	2	0	0	0	0	0	17	25	4.50	0.750
52 Jose Contreras, R ERA:	(5, 1)	1.0		4	1	0	0	2	0	0	0	0	0	0	8	8	0.00	1.000
54 Brad Lidge, R ERA: 6.75	(6, 1)	1.0		5	1	1	1	2	0	0	1	0	0	0	8	9	9.00	1.000
55 Danys Baez, R ERA:	(7, 1)	1.0		3	0	0	0	2	0	0	0	0	0	0	7	7	0.00	0.000
62 Dan Meyer, L ERA: 6.0	(8, 1)	1.0		3	0	0	0	0	0	0	0	0	0	0	3	3	0.00	0.000

PITCHER		IP	WLS	BF	H	R	ER	SO	BB	IBB	HBP	BLK	WP	HR	S	P	ERA	WHIP
48 Drew Carpenter, R ERA:	(9, 1)	1.0	W	3	0	0	0	1	0	0	0	0	0	0	5	5	0.00	0.000

TOP

Baltimore Orioles @ Philadelphia Phillies

Bright House Field, Clearwater, FL

Tue Mar 08 2011, 1:06 PM - 3:37 PM EST

Att. 9,039 - Sunny - 77 F

livebaseballscorecards.com

AB	29
R	3
H	3
RBI	3
BB	2
SO	9
LOB	6

Batter	1	2	3	4	5	6	7	8	9	AB	R	H	RBI	BB	SO	LOB
8 Shane Victorino, S (1, 8) OBP: 0.385, SLG: 0.458	x 0-0 ① G4-3		x 0-0 11 FC5-4 1B		1 SAFE x 0-0 27 L9-6 1-H 2B		x 0-0 73 1B 1B		x 0-0 73 1B 1-2 2-3 1B	3	0	2	1	0	0	0
7 Michael Martinez, S (6, 8) OBP: 0.190, SLG: 0.333										2	0	2	0	0	0	0
27 Placido Polanco, R (1, 5) OBP: 0.296, SLG: 0.208	x 0-0 ② G6-3		x 0-0 ② F9		x 0-0 ② ③ L9-6 2-2		x 0-0 1-2 1B		x 0-0 1-2 2-H 3-H 1B	3	0	0	0	0	0	2
73 Carlos Rivero, R (6, 5) OBP: 0.333, SLG: 0.333										2	0	2	2	0	0	0
11 Jimmy Rollins, S (1, 6) OBP: 0.185, SLG: 0.222	x 0-0 ③ G3		x 0-0 ③ FC5-4 1-2f			S S S 0-3 ① K	C S C 0-3 ③ K			3	0	0	0	0	1	1
25 Brian Bocock, R (7, 6)										1	0	0	0	0	1	2
6 Ryan Howard, L (1, 3) OBP: 0.346, SLG: 0.708		B B B B 4-0 15 2B BB		S S B B X 2-2 HR		x 0-0 ② G5-3		C C C 0-3 ① K		2	1	1	1	1	0	0
76 Matt Rizzotti, L (7, 3) OBP: 0.500, SLG: 1.200										1	0	0	0	0	1	0
29 Raul Ibanez, L (1, 7) OBP: 0.217, SLG: 0.182		x 0-0 ① F7		x 0-0 ① G4-3		B B B B 4-0 24 1B BB		B B B B 4-0 BB		2	0	0	0	1	0	1
87 Matt Miller, R (7, 7)										0	0	0	0	1	0	0
24 Delwyn Young, S (1, 9) OBP: 0.346, SLG: 0.360		x 0-0 ② F8		S S S 0-3 ② K		x 0-0 1-2 1B		x 0-0 ② F9		4	0	1	0	0	1	2
15 John Mayberry Jr., R (1, 10) OBP: 0.333, SLG: 0.600		x 0-0 1-3 2B		x 0-0 F9		x 0-0 F9		x 0-0 G5-3		3	0	1	0	0	0	2
7 Ross Gload, L (8, PH) OBP: 0.278, SLG: 0.333										1	0	0	0	0	0	1
(9, 10)																
51 Carlos Ruiz, R (1, 2) OBP: 0.333, SLG: 0.300		x 0-0 ③ P4			B B B B 4-0 61 FC6-4 BB		x 0-0 ① G4-3		B B B B 4-0 7 1B 61 BB 73 1B BB	2	0	0	0	1	0	2
4 Dane Sardinha, R (8, 2) OBP: 0.500, SLG: 0.556										0	0	0	0	1	0	0
21 Wilson Valdez, R (9, PR) OBP: 0.600, SLG: 0.765										0	1	0	0	0	0	0
61 Josh Barfield, R (1, 4) OBP: 0.545, SLG: 0.600			x 0-0 ① F8		x 0-0 ① FC6-4 8 S 1-2f 8 2B		x 0-0 ② F9		B B B B 4-0 7 1B 1-2 73 1B BB	3	2	0	0	1	0	1
Inning Stats	R: 0 E: 0 K: 0 S: 3 H: 0 LOB: 0 BB: 0 P: 3	R: 0 E: 0 K: 0 S: 4 H: 1 LOB: 2 BB: 1 P: 8	R: 0 E: 0 K: 0 S: 4 H: 1 LOB: 1 BB: 0 P: 4	R: 1 E: 0 K: 1 S: 8 H: 1 LOB: 0 BB: 0 P: 10	R: 1 E: 0 K: 0 S: 3 H: 1 LOB: 0 BB: 1 P: 7	R: 0 E: 0 K: 1 S: 6 H: 1 LOB: 2 BB: 1 P: 10	R: 0 E: 0 K: 1 S: 7 H: 2 LOB: 2 BB: 0 P: 7	R: 0 E: 0 K: 1 S: 5 H: 0 LOB: 1 BB: 1 P: 9	R: 2 E: 0 K: 0 S: 2 H: 2 LOB: 2 BB: 2 P: 10	1B: 6 2B: 3 3B: 0 HR: 1 SF: 0 SAC: 0 DP: 1 HBP: 0							

BOTTOM

Baltimore Orioles @ Philadelphia Phillies

Bright House Field, Clearwater, FL

Tue Mar 08 2011, 1:06 PM - 3:37 PM EST

Att. 9,039 - Sunny - 77 F

livebaseballscorecards.com

AB	32
R	4
H	9
RBI	4
BB	6
SO	4
LOB	14

PITCHER		IP	WLS	BF	H	R	ER	SO	BB	IBB	HBP	BLK	WP	HR	S	P	ERA	WHIP
58 Justin Duchscherer, R ERA:	(1, 1)	2.0		8	1	0	0	0	1	0	0	0	0	0	7	11	0.00	1.000
17 Brian Matusz, L ERA: 4.15	(3, 1)	2.1	H	10	2	2	2	1	1	0	0	0	0	1	13	19	7.71	1.286
80 Chris George, L ERA:	(5, 1)	0.2	B	2	1	0	0	0	0	0	0	0	0	0	2	2	0.00	1.500
51 Michael Gonzalez, L ERA:	(6, 1)	1.0	H	5	1	0	0	1	1	0	0	0	0	0	6	10	0.00	2.000
43 Jim Johnson, R ERA:	(7, 1)	1.0	H	5	2	0	0	1	0	0	0	0	0	0	7	7	0.00	2.000

PITCHER		IP	WLS	BF	H	R	ER	SO	BB	IBB	HBP	BLK	WP	HR	S	P	ERA	WHIP
68 Adrian Rosario, R ERA: 9.0	(8, 1)	1.0	L	8	2	2	2	1	3	0	0	0	0	0	7	19	18.00	5.000

Philadelphia Phillies @ Detroit Tigers

Joker Marchant Stadium, Lakeland, FL

Wed Mar 09 2011, 1:08 PM - 3:29 PM EST

Att. 8,445 - Cloudy - 80 F

livebaseballscorecards.com

Batter	1	2	3	4	5	6	7	8	9	AB	R	H	RBI	BB	SO	LOB
11 Jimmy Rollins, S (1, 6) OBP: 0.233, SLG: 0.241	S S S 0-3 ① K	B B B 4-0 BB		x 0-0 8 BB 1B		x 0-0 ③ G2-3			x 0-0 ② G3	2	0	1	0	1	1	0
7 Michael Martinez, S (4, 6) OBP: 0.174, SLG: 0.304										2	0	0	0	0	0	1
8 Shane Victorino, S (1, 8) OBP: 0.379, SLG: 0.423	x 0-0 ② F8	S S S 0-3 ② K		B B B 4-0 1-2 BB			x 0-0 ① G3		x 0-0 ③ G3-1	2	0	0	0	1	1	1
60 Pete Orr, L (4, 8) OBP: 0.214, SLG: 0.500										2	0	0	0	0	0	0
27 Placido Polanco, R (1, 5) OBP: 0.300, SLG: 0.222	x 0-0 1B	x 0-0 ③ F8		x 0-0 ③ F7			x 0-0 ② P6			3	0	1	0	0	0	3
73 Carlos Rivero, R (4, 5) OBP: 0.308, SLG: 0.308										1	0	0	0	0	0	0
6 Ryan Howard, L (1, 3) OBP: 0.345, SLG: 0.654	x 0-0 ③ G4-3		B B B 4-0 24 G4-6-3 29 1B BB		x 0-0 ① P5		B X 1-0 HR			2	0	0	0	1	0	1
65 Jeff Larish, L (5, 3) OBP: 0.273, SLG: 0.600										1	1	1	1	0	0	0
29 Raul Ibanez, L (1, 7) OBP: 0.269, SLG: 0.280		x 0-0 24 1B 7 1B 2B	x 0-0 24 G4-6-3 1-2 1B		x 0-0 ② F7		S S S 0-3 ③ K			3	1	2	0	0	0	0
63 Brandon Moss, L (5, 7) OBP: 0.250, SLG: 0.143										1	0	0	0	0	1	0
24 Delwyn Young, S (1, 9) OBP: 0.345, SLG: 0.357		x 0-0 7 1B 23 HR 2-3 1B	x 0-0 ① ② G4-6-3 1-2f 2-3		x 0-0 ③ P6			x 0-0 ① L6		3	1	1	0	0	0	2
87 Matt Miller, R (5, 9)										1	0	0	0	0	0	0
7 Ross Gload, L (1, 10) OBP: 0.273, SLG: 0.318		x 0-0 23 HR 1-2 3-H 1B	x 0-0 ③ F7			x 0-0 ① G1-3		x 0-0 ② G4-3		4	1	1	1	0	0	1
23 Brian Schneider, L (1, 2) OBP: 0.400, SLG: 0.647	B B C X 2-1 1-H 2-H HR			x 0-0 ① G3-1		x 0-0 ② G6-3		x 0-0 ③ F8		3	1	1	3	0	0	0
4 Dane Sardinha, R (6, 2) OBP: 0.455, SLG: 0.500										1	0	0	0	0	0	0
21 Wilson Valdez, R (1, 4) OBP: 0.542, SLG: 0.667	x 0-0 ① F9			x 0-0 ② G5-3		x 0-0 1B			x 0-0 ① G4-3	4	0	1	0	0	0	0

TOP

AB	35
R	5
H	9
RBI	5
BB	3
SO	3
LOB	9

Inning Stats	1	2	3	4	5	6	7	8	9
	R: 0 E: 0 K: 1 S: 6	H: 1 LOB: 1 BB: 0 P: 6	R: 4 E: 0 K: 1 S: 10	H: 4 LOB: 1 BB: 1 P: 16	R: 0 E: 0 K: 0 S: 3	H: 1 LOB: 1 BB: 1 P: 7	R: 0 E: 0 K: 0 S: 4	H: 1 LOB: 2 BB: 1 P: 8	R: 0 E: 0 K: 0 S: 3	H: 0 LOB: 0 BB: 0 P: 3	R: 0 E: 0 K: 0 S: 4	H: 1 LOB: 1 BB: 0 P: 4	R: 1 E: 0 K: 1 S: 6	H: 1 LOB: 0 BB: 0 P: 7	R: 0 E: 0 K: 0 S: 3	H: 0 LOB: 0 BB: 0 P: 3	R: 0 E: 0 K: 0 S: 3	H: 0 LOB: 0 BB: 0 P: 3

1B: 6	SF: 0	WP: 0
2B: 1	SAC: 0	PB: 0
3B: 0	DP: 1	SB: 0
HR: 2	HBP: 0	CS: 0

PA: 38

PITCHER		IP	WLS	BF	H	R	ER	SO	BB	IBB	HBP	BLK	WP	HR	S	P	ERA	WHIP
21 Rick Porcello, R ERA: 4.5	(1, 1)	3.0	L	16	6	4	4	2	2	0	0	0	0	1	19	29	12.00	2.667
78 Adam Wilk, L ERA:	(4, 1)	2.0		8	1	0	0	0	1	0	0	0	0	0	7	11	0.00	1.000
46 Jose Valverde, R ERA: 1.8	(6, 1)	1.0		4	1	0	0	0	0	0	0	0	0	0	4	4	0.00	1.000
64 Duane Below, L ERA: 7.5	(7, 1)	1.0		4	1	1	1	1	0	0	0	0	0	1	6	7	9.00	1.000
36 Brad Thomas, L ERA: 1.5	(8, 1)	1.0		3	0	0	0	0	0	0	0	0	0	0	3	3	0.00	0.000
45 Ryan Perry, R ERA: 1.8	(9, 1)	1.0		3	0	0	0	0	0	0	0	0	0	0	3	3	0.00	0.000

BOTTOM

Philadelphia Phillies @ Detroit Tigers

Joker Marchant Stadium, Lakeland, FL

Wed Mar 09 2011, 1:08 PM - 3:29 PM EST

Att. 8,445 - Cloudy - 80 F

livebaseballscorecards.com

Batter	1	2	3	4	5	6	7	8	9	AB	R	H	RBI	BB	SO	LOB
72 Andy Dirks, L (1, 7) OBP: 0.552, SLG: 0.808 33 Ryan Strieby, R (9, PH) OBP: 0.261, SLG: 0.409	G4-3		BB 28 1B 1-2		1B 28 G3		1B 28 G4-3 1-2		K	3 1	0 0	2 0	0 0	1 0	0 1	0 1
28 Will Rhymes, L (1, 4) OBP: 0.227, SLG: 0.190 20 Scott Sizemore, R (9, PH) OBP: 0.250, SLG: 0.316	P6		1B 1-2 2-3		G3 1-2		G4-3 1-2f		K	4 1	0 0	1 0	0 0	0 0	0 1	3 1
30 Magglio Ordonez, R (1, 10) OBP: 0.100, SLG: 0.105 57 Casper Wells, R (8, PH) OBP: 0.429, SLG: 0.529 (9, 10)	G6-3		SF7 3-H		G5-3			G4-3		2 1	0 0	0 0	1 0	0 0	0 0	1 0
24 Miguel Cabrera, R (1, 3) OBP: 0.200, SLG: 0.217 65 Scott Thorman, L (7, 3) OBP: 0.294, SLG: 0.200		1B 41 1B 26 G3-6-3	K			K		1B 76 FC5-4		3 1	1 0	1 1	0 0	0 0	2 0	2 0
41 Victor Martinez, S (1, 2) OBP: 0.222, SLG: 0.269 76 Bryan Holaday, R (7, 2) OBP: 0.200, SLG: 0.800		1B 26 G3-6-3 1-3		K		G4-3		FC5-4 1-2f		3 1	0 0	1 0	0 0	0 0	1 0	0 1
26 Brennan Boesch, L (1, 9) OBP: 0.440, SLG: 0.476 34 Clete Thomas, L (7, 9) OBP: 0.292, SLG: 0.318		G3-6-3 1-2f 3-H		G4-3		1B 70 S		K		3 1	0 0	1 0	0 0	0 0	0 1	1 1
27 Jhonny Peralta, R (1, 6) OBP: 0.318, SLG: 0.381 70 Argenis Diaz, R (6, 6) OBP: 0.429, SLG: 0.333		G5-3		BB		F9 1-2			2B 80 2B 18 G6-3	1 2	0 1	0 1	0 0	0 0	1 0	0 1
32 Don Kelly, L (1, 8) OBP: 0.364, SLG: 0.368 80 Ben Guez, R (8, 8) OBP: 0.636, SLG: 0.500			1B 28 1B 72 BB 30 SF7	F7			F8		2B 1-3	3 1	1 0	1 1	0 0	0 0	0 0	1 0
29 Danny Worth, R (1, 5) OBP: 0.222, SLG: 0.294 18 Audy Ciriaco, R (7, 5) OBP: 0.154, SLG: 0.154			K		G1-4-3		1B 72 1B		G6-3 3-H	2 2	0 0	0 1	0 1	0 0	1 0	1 1

Inning Stats	1	2	3	4	5	6	7	8	9
	R: 0 E: 0 K: 0 S: 3	H: 0 LOB: 0 BB: 0 P: 3	R: 1 E: 0 K: 0 S: 4	H: 2 LOB: 0 BB: 0 P: 4	R: 1 E: 0 K: 2 S: 9	H: 2 LOB: 2 BB: 1 P: 13	R: 0 E: 0 K: 1 S: 5	H: 0 LOB: 1 BB: 1 P: 9	R: 0 E: 0 K: 0 S: 4	H: 1 LOB: 1 BB: 0 P: 4	R: 0 E: 0 K: 1 S: 6	H: 1 LOB: 1 BB: 0 P: 7	R: 0 E: 0 K: 0 S: 4	H: 2 LOB: 1 BB: 0 P: 4	R: 0 E: 0 K: 1 S: 6	H: 1 LOB: 1 BB: 0 P: 6	R: 1 E: 0 K: 2 S: 9	H: 2 LOB: 1 BB: 0 P: 9

	AB	35
	R	3
	H	11
	RBI	2
	BB	2
	SO	7
	LOB	15

1B: 10 SF: 1
2B: 1 SAC: 0
3B: 0 DP: 2
HR: 0 HBP: 0

WP: 0 PA: 38
PB: 0
SB: 1
CS: 0

PITCHER	IP	WLS	BF	H	R	ER	SO	BB	IBB	HBP	BLK	WP	HR	S	P	ERA	WHIP
56 Joe Blanton, R (1, 1) ERA: 3.09	5.0	W	21	5	2	2	3	2	0	0	0	0	0	25	33	3.60	1.400
46 Ryan Madson, R (6, 1) ERA:	1.0	H	4	1	0	0	1	0	0	0	0	0	0	6	7	0.00	1.000
16 J.C. Romero, L (7, 1) ERA:	1.0	H	4	2	0	0	0	0	0	0	0	0	0	4	4	0.00	2.000
57 David Herndon, R (8, 1) ERA:	1.0	H	4	1	0	0	1	0	0	0	0	0	0	6	6	0.00	1.000
59 Mike Zagurski, L (9, 1) ERA: 2.25	1.0	S	5	2	1	1	2	0	0	0	0	0	0	9	9	9.00	2.000

PITCHER	IP	WLS	BF	H	R	ER	SO	BB	IBB	HBP	BLK	WP	HR	S	P	ERA	WHIP

Batter	1	2	3	4	5	6	7	8	9	AB	R	H	RBI	BB	SO	LOB
11 Brett Gardner, L (1, 7) OBP: 0.478, SLG: 0.529	G4-3			B1-3		55 G3, 1-2, 1B			G1-3	3	0	1	0	0	0	0
78 Jordan Parraz, R (7, 7) OBP: 0.500, SLG: 0.444										1	0	0	0	0	0	0
55 Russell Martin, R (1, 2) OBP: 0.346, SLG: 0.364	P3			1B		G3, 1-2, 2-3			P3	3	0	1	0	0	0	2
53 Gustavo Molina, R (7, 2) OBP: 0.273, SLG: 0.111										1	0	0	0	0	0	0
20 Jorge Posada, S (1, 3) OBP: 0.348, SLG: 0.350	P4			1B		K, S S S			K, S S S	3	0	1	0	0	1	2
75 Brandon Laird, R (7, 3) OBP: 0.111, SLG: 0.125										1	0	0	0	0	1	0
24 Robinson Canó, L (1, 4) OBP: 0.217, SLG: 0.273		F9		G3			G4-3			3	0	0	0	0	0	1
60 Kevin Russo, R (7, 4) OBP: 0.133, SLG: 0.071										0	0	0	0	0	0	0
33 Nick Swisher, S (1, 9) OBP: 0.250, SLG: 0.261		G4-3			F9		F8			3	0	0	0	0	0	0
95 Dan Brewer, R (7, 9) OBP: 0.375, SLG: 0.500										0	0	0	0	0	0	0
14 Curtis Granderson, L (1, 8) OBP: 0.409, SLG: 0.850		K, C C C			P5		P6			3	0	0	0	0	1	0
63 Justin Maxwell, R (7, 8) OBP: 0.333, SLG: 0.222										0	0	0	0	0	0	0
83 Jesus Montero, R (1, 10) OBP: 0.158, SLG: 0.158			F8		G1-3			G6-3		3	0	0	0	0	0	0
26 Ronnie Belliard, R (1, 5)			F8			F8		F8		2	0	0	0	0	0	0
93 Bradley Suttle, S (7, 5) OBP: 0.167, SLG: 0.167										1	0	0	0	0	0	0
19 Ramiro Pena, S (1, 6) OBP: 0.190, SLG: 0.190			G3-1			55 G3, 11 1B, 1B		K, S S C		2	0	1	0	0	0	0
71 Doug Bernier, R (7, 6)										1	0	0	0	0	1	0
Inning Stats	R: 0 E: 0 K: 0 S: 3 H: 0 LOB: 0 BB: 0 P: 3	R: 0 E: 0 K: 1 S: 5 H: 0 LOB: 0 BB: 0 P: 5	R: 0 E: 0 K: 0 S: 3 H: 0 LOB: 0 BB: 0 P: 3	R: 0 E: 0 K: 0 S: 4 H: 2 LOB: 1 BB: 0 P: 4	R: 0 E: 0 K: 0 S: 3 H: 0 LOB: 0 BB: 0 P: 3	R: 0 E: 0 K: 1 S: 7 H: 2 LOB: 2 BB: 0 P: 7	R: 0 E: 0 K: 0 S: 3 H: 0 LOB: 0 BB: 0 P: 3	R: 0 E: 0 K: 1 S: 5 H: 0 LOB: 0 BB: 0 P: 5	R: 0 E: 0 K: 1 S: 5 H: 0 LOB: 0 BB: 0 P: 5	1B: 4 2B: 0 3B: 0 HR: 0	SF: 0 SAC: 0 DP: 0 HBP: 0						

PITCHER	IP	WLS	BF	H	R	ER	SO	BB	IBB	HBP	BLK	WP	HR	S	P	ERA	WHIP
34 Roy Halladay, R (1, 1) ERA:	6.0	W	21	4	0	0	2	0	0	0	0	0	0	25	25	0.00	0.667
68 Michael Stutes, R (7, 1) ERA: 1.5	1.0		3	0	0	0	0	0	0	0	0	0	0	3	3	0.00	0.000
66 JC Ramírez, R (8, 1) ERA: 6.0	1.0		3	0	0	0	1	0	0	0	0	0	0	5	5	0.00	0.000
78 Michael Schwimer, R (9, 1) ERA: 9.0	1.0		3	0	0	0	1	0	0	0	0	0	0	5	5	0.00	0.000

PITCHER	IP	WLS	BF	H	R	ER	SO	BB	IBB	HBP	BLK	WP	HR	S	P	ERA	WHIP

TOP

New York Yankees @ Philadelphia Phillies

Bright House Field, Clearwater, FL

Thu Mar 10 2011, 1:08 PM - 3:23 PM EST

Att. 10,718 - Cloudy - 74 F

livebaseballscorecards.com

AB	30
R	0
H	4
RBI	0
BB	0
SO	4
LOB	5

1B: 4 2B: 0 3B: 0 HR: 0 SF: 0 SAC: 0 DP: 0 HBP: 0

WP: 0 PB: 0 SB: 0 CS: 0 PA: 30

BOTTOM

New York Yankees @ Philadelphia Phillies

Bright House Field, Clearwater, FL

Thu Mar 10 2011, 1:08 PM - 3:23 PM EST

Att. 10,718 - Cloudy - 74 F

livebaseballscorecards.com

Batter	1	2	3	4	5	6	7	8	9	AB	R	H	RBI	BB	SO	LOB
11 Jimmy Rollins, S (1, 6) OBP: 0.273, SLG: 0.258 7 Michael Martinez, S (7, 6) OBP: 0.167, SLG: 0.292	G4-3		1-3 1B			BBB 4-0 8 SF8, 8 S, 27 2B BB	F7			2 1	1 0	1 0	0 0	1 0	0 0	0 1
8 Shane Victorino, S (1, 8) OBP: 0.375, SLG: 0.429 60 Pete Orr, L (7, 8) OBP: 0.200, SLG: 0.467	27 L3 1B		G5-3			B X 1-0 SF8 1-3 3-H		SSS 0-3 K		2 1	0 0	1 0	1 0	0 0	0 1	2 0
27 Placido Polanco, R (1, 5) OBP: 0.303, SLG: 0.267 21 Wilson Valdez, R (7, 5) OBP: 0.560, SLG: 0.667	L3 1-1			G3		0-0 10 1B, 15 HR 3-H 2B		BBBB 4-0 10 2B BB		3 0	1 1	1 0	1 0	0 1	0 0	1 0
10 Ben Francisco, R (1, 7) OBP: 0.387, SLG: 0.724		SSS 0-3 K		G4-3		0-0 15 HR 2-3 1B		0-0 63 S 85 E 1-H 2B		4	1	2	1	0	1	0
15 John Mayberry Jr., R (1, 3) OBP: 0.333, SLG: 0.679 76 Matt Rizzotti, L (7, 3) OBP: 0.571, SLG: 1.200		0-0 G1-3		0-0 G6-3		1 SAFE SBBBSX 3-2 1-2 3-H HR		BBB 4-0 63 S 85 E BB		3 0	1 1	1 0	2 0	0 1	0 0	0 0
24 Delwyn Young, S (1, 9) OBP: 0.313, SLG: 0.323 63 Brandon Moss, L (7, 9) OBP: 0.222, SLG: 0.125		0-0 P5			0-0 G6-3	SSC 0-3 K		SSC 0-3 K 1-2 2-3		3 1	0 0	0 0	0 0	0 0	1 1	0 2
51 Carlos Ruiz, R (1, 2) OBP: 0.267, SLG: 0.231 85 Erik Kratz, R (8, 2)		SSS 0-3 K			0-0 G4-3		0-0 G5-3	0-0 E8 87 WP 2-H 3-H		3 1	0 0	0 0	0 0	0 0	1 0	0 0
87 Matt Miller, R (1, 10)			0-0 F8		0-0 G6-3		BBBB 4-0 BB	B X 1-0 G6-3 2-3		3	0	0	0	1	0	1
61 Josh Barfield, R (1, 4) OBP: 0.571, SLG: 0.769			0-0 11 1B 1B			0-0 8 SF8 3B	SSC 0-3 K			3	1	2	0	0	1	1
Inning Stats	R: 0 E: 0 K: 0 S: 3 H: 1 LOB: 0 BB: 0 P: 3	R: 0 E: 0 K: 1 S: 5 H: 0 LOB: 0 BB: 0 P: 5	R: 0 E: 0 K: 1 S: 7 H: 2 LOB: 2 BB: 0 P: 7	R: 0 E: 0 K: 0 S: 3 H: 0 LOB: 0 BB: 0 P: 3	R: 0 E: 0 K: 0 S: 3 H: 0 LOB: 0 BB: 0 P: 3	R: 4 E: 0 K: 1 S: 10 H: 4 LOB: 0 BB: 1 P: 18	R: 0 E: 0 K: 1 S: 5 H: 0 LOB: 1 BB: 1 P: 9	R: 3 E: 1 K: 2 S: 9 H: 1 LOB: 1 BB: 2 P: 18		1B: 4 2B: 3 3B: 1 HR: 1	SF: 1 SAC: 0 DP: 1 HBP: 0					

PITCHER	IP	WLS	BF	H	R	ER	SO	BB	IBB	HBP	BLK	WP	HR	S	P	ERA	WHIP
52 CC Sabathia, L (1, 1) ERA: 4.66	5.0		17	3	0	0	2	0	0	0	0	0	0	21	21	0.00	0.600
30 David Robertson, R (6, 1) ERA: 8.1	0.0	L	1	1	1	1	0	0	0	0	0	0	0	1	1	∞	∞
79 Robert Fish, L (6, 1) ERA: 10.38	1.0		6	3	3	3	1	1	0	0	0	0	1	9	17	27.00	4.000
73 Daniel Turpen, R (7, 1) ERA: 7.36	1.0		4	0	0	0	1	1	0	0	0	0	0	5	9	0.00	1.000
22 Mark Prior, R (8, 1) ERA: 2.45	0.2		6	1	3	1	2	2	0	0	0	0	0	8	16	13.50	4.500

PITCHER	IP	WLS	BF	H	R	ER	SO	BB	IBB	HBP	BLK	WP	HR	S	P	ERA	WHIP
89 Eric Wordekemper, R (8, 1) ERA: 6.0	0.1		1	0	0	0	0	0	0	0	0	1	0	1	2	0.00	0.000

AB	30
R	7
H	8
RBI	5
BB	4
SO	6
LOB	8

WP: 1	PA: 35		
PB: 0			
SB: 3			
CS: 0			

Philadelphia Phillies @ Baltimore Orioles

Ed Smith Stadium, Sarasota, FL

Fri Mar 11 2011, 1:08 PM - 3:49 PM EST

Att. 8,129 - Sunny - 61 F

TOP

livebaseballscorecards.com

Batter	1	2	3	4	5	6	7	8	9	AB	R	H	RBI	BB	SO	LOB
11 Jimmy Rollins, S (1, 6) OBP: 0.250, SLG: 0.235	F8		F8		G3	F7			92 HBP 63 2B 1B	3	0	0	0	0	0	0
71 Freddy Galvis, S (5, 6) OBP: 0.273, SLG: 0.222										2	1	1	0	0	0	0
8 Shane Victorino, S (1, 8) OBP: 0.429, SLG: 0.500	29 HR BB		29 2B 6 SF8 1B		29 1B 2B		G5-3		63 2B 1-2 HBP	2	3	2	0	1	0	0
92 Rich Thompson, L (5, 8)										1	1	0	0	0	0	0
29 Raul Ibanez, L (1, 7) OBP: 0.345, SLG: 0.500	1-H HR		1-3 2B		6 HR 2-H 1B		F8		15 E 1-H 2-H 2B	3	2	3	3	0	0	0
63 Brandon Moss, L (5, 7) OBP: 0.273, SLG: 0.300										2	1	1	2	0	0	0
6 Ryan Howard, L (1, 3) OBP: 0.344, SLG: 0.750	K		SF8 3-H		HR 1-H		G5-3		E3 15 HR 2-H	2	1	1	3	0	1	0
15 Jim Murphy, R (5, 3)										2	1	0	0	0	0	0
7 Ross Gload, L (1, 9) OBP: 0.320, SLG: 0.520	24 1B 2B		F8		HR			P6	2-H HR	3	2	2	1	0	0	1
15 John Mayberry Jr., R (5, 9) OBP: 0.344, SLG: 0.767										2	1	1	2	0	0	0
24 Delwyn Young, S (1, 10) OBP: 0.351, SLG: 0.389	2-H 1B			65 G3-6-1 1B	65 WP 2B			F7	K	5	0	3	1	0	1	0
65 Jeff Larish, L (1, 5) OBP: 0.214, SLG: 0.462		G1-3		G3-6-1 1-2f	G4-3 2-3			G6-3		3	0	0	0	0	0	2
61 Josh Barfield, R (5, 5) OBP: 0.533, SLG: 0.714										1	0	0	0	0	0	0
23 Brian Schneider, L (1, 2) OBP: 0.348, SLG: 0.550		F7		G4-3		K			G5-3	3	0	0	0	0	1	0
85 Erik Kratz, R (6, 2)										1	0	0	0	0	0	0
60 Pete Orr, L (1, 4) OBP: 0.167, SLG: 0.389		G4-3			F8	G1-3			K	3	0	0	0	0	0	0
7 Michael Martinez, S (6, 4) OBP: 0.160, SLG: 0.280										1	0	0	0	0	1	0
Inning Stats	R: 3 E: 0 K: 1 S: 7 H: 3 LOB: 1 BB: 1 P: 13	R: 0 E: 0 K: 0 S: 3 H: 0 LOB: 0 BB: 0 P: 3	R: 1 E: 0 K: 0 S: 5 H: 2 LOB: 1 BB: 0 P: 5	R: 0 E: 0 K: 0 S: 3 H: 1 LOB: 0 BB: 0 P: 3	R: 4 E: 0 K: 0 S: 9 H: 5 LOB: 1 BB: 0 P: 13	R: 0 E: 0 K: 1 S: 5 H: 0 LOB: 0 BB: 0 P: 5	R: 0 E: 0 K: 0 S: 3 H: 0 LOB: 0 BB: 0 P: 3	R: 0 E: 0 K: 0 S: 3 H: 0 LOB: 0 BB: 0 P: 3	R: 5 E: 1 K: 2 S: 12 H: 3 LOB: 0 BB: 0 P: 16	1B: 5 2B: 5 3B: 0 HR: 4 SF: 1 SAC: 0 DP: 1 HBP: 1							

AB	39
R	13
H	14
RBI	12
BB	1
SO	4
LOB	3

WP: 1 PB: 0 SB: 0 CS: 0 PA: 42

PITCHER		IP	WLS	BF	H	R	ER	SO	BB	IBB	HBP	BLK	WP	HR	S	P	ERA	WHIP
46 Jeremy Guthrie, R ERA: 6.0	(1, 1)	4.0	L	17	6	4	4	1	1	0	0	0	0	1	18	24	9.00	1.750
63 Kevin Gregg, R ERA: 7.2	(5, 1)	1.0		8	5	4	4	0	0	0	0	0	1	2	9	13	36.00	5.000
57 Clay Rapada, L ERA: 1.8	(6, 1)	1.0		3	0	0	0	1	0	0	0	0	0	0	5	5	0.00	0.000
49 Jason Berken, R ERA: 5.4	(7, 1)	2.0		6	0	0	0	0	0	0	0	0	0	0	6	6	0.00	0.000
54 Rick Van Den Hurk, R ERA: 6.0	(9, 1)	1.0		8	3	5	2	2	0	0	1	0	0	1	12	16	18.00	3.000

PITCHER	IP	WLS	BF	H	R	ER	SO	BB	IBB	HBP	BLK	WP	HR	S	P	ERA	WHIP

BOTTOM

Philadelphia Phillies @ Baltimore Orioles

Ed Smith Stadium, Sarasota, FL

Fri Mar 11 2011, 1:08 PM - 3:49 PM EST

Att. 8,129 - Sunny - 61 F

livebaseballscorecards.com

Batter	1	2	3	4	5	6	7	8	9	AB	R	H	RBI	BB	SO	LOB
2 J.J. Hardy, R (1, 6) OBP: 0.423, SLG: 0.417	21 3B 1B		10 HR 1B		FC5-4 21 BB 1-2f		K		HR	3	1	2	0	0	0	1
11 Robert Andino, R (7, 6) OBP: 0.269, SLG: 0.364										2	1	1	1	0	1	0
21 Nick Markakis, L (1, 9) OBP: 0.381, SLG: 0.789	10 G4-3 1-H 3B		F8		BB 1-2		P5		F8	3	1	1	1	1	0	1
6 Nick Green, R (8, 9) OBP: 0.190, SLG: 0.105										1	0	0	0	0	0	0
10 Adam Jones, R (1, 8) OBP: 0.370, SLG: 0.778	G4-3 3-H		HR 1-2		P3			37 1B 76 2B BB	G4-3	3	1	1	2	0	0	2
38 Matt Angle, L (8, 8) OBP: 0.304, SLG: 0.250										1	1	0	0	1	0	0
27 Vladimir Guerrero, R (1, 10) OBP: 0.308, SLG: 0.667	G5-3		P6			P4		F7	K	3	0	0	0	0	0	0
73 Ryan Adams, R (8, PH) OBP: 0.455, SLG: 1.000										2	0	0	0	0	1	1
(9, 10)																
12 Mark Reynolds, R (1, 5) OBP: 0.185, SLG: 0.231	K			K		39 BB BB		76 2B 1-3 1B		2	0	0	0	1	2	0
37 Josh Bell, S (6, PR) OBP: 0.364, SLG: 0.481										1	1	1	0	0	0	0
(7, 5)																
30 Luke Scott, L (1, 3) OBP: 0.150, SLG: 0.056		F8		P5		K		39 1B 1-H 3-H 2B		3	0	0	0	0	1	1
76 Joe Mahoney, L (7, 3) OBP: 0.444, SLG: 0.647										1	0	1	2	0	0	0
(9, 7)																
39 Randy Winn, S (1, 7) OBP: 0.280, SLG: 0.227		2B		F9		BB 1-2		28 FC4-6 2-3 1B		3	0	2	0	1	0	0
29 Brandon Snyder, R (8, PR) OBP: 0.333, SLG: 0.400										0	0	0	0	0	0	0
(9, 3)																
32 Matt Wieters, S (1, 2) OBP: 0.273, SLG: 0.286	G6-3				F7	F9		P4		3	0	0	0	0	0	3
9 Jake Fox, R (8, 2) OBP: 0.355, SLG: 0.742										1	0	0	0	0	0	2
3 Cesar Izturis, S (1, 4) OBP: 0.353, SLG: 0.214	K				2 FC5-4 BB		K	FC4-6 1-2f		2	0	0	0	1	2	1
28 Brendan Harris, R (8, 4) OBP: 0.269, SLG: 0.391										1	0	0	0	0	0	2

	AB	35
	R	6
	H	9
	RBI	6
	BB	5
	SO	7
	LOB	14

Inning Stats	1	2	3	4	5	6	7	8	9	1B: 4	SF: 0	WP: 0	PA: 40
R:	2	0	1	0	0	0	0	2	1	2B: 2	SAC: 0	PB: 0	
E:	0	0	0	0	0	0	0	0	0	3B: 1	DP: 0	SB: 0	
K:	1	1	0	1	0	2	2	1	1	HR: 2	HBP: 0	CS: 0	
BB:	0	0	0	0	2	2	0	1	0				
P:	7	6	8	5	3	11	7	10	10				
S:	7	6	5	5	3	5	7	6	8				
H:	2	1	2	0	0	0	0	3	1				
LOB:	0	1	0	0	2	2	0	2	0				

PITCHER		IP	WLS	BF	H	R	ER	SO	BB	IBB	HBP	BLK	WP	HR	S	P	ERA	WHIP
33 Cliff Lee, L ERA: 5.0	(1, 1)	3.0	W	13	5	3	3	2	0	0	0	0	0	1	18	21	9.00	1.667
55 Danys Baez, R ERA:	(4, 1)	2.0	H	8	0	0	0	1	2	0	0	0	0	0	8	16	0.00	1.000
37 Antonio Bastardo, L ERA:	(6, 1)	2.0		8	0	0	0	3	2	0	0	0	0	0	12	20	0.00	1.000
54 Brad Lidge, R ERA: 9.0	(8, 1)	1.0		7	3	2	2	0	1	0	0	0	0	0	6	10	18.00	4.000
62 Dan Meyer, L ERA: 6.75	(9, 1)	1.0		4	1	1	1	1	0	0	0	0	0	1	8	10	9.00	1.000

PITCHER	IP	WLS	BF	H	R	ER	SO	BB	IBB	HBP	BLK	WP	HR	S	P	ERA	WHIP

Batter	1	2	3	4	5	6	7	8	9	AB	R	H	RBI	BB	SO	LOB
60 Pete Orr, L (1, 4) OBP: 0.261, SLG: 0.609	29 1B 3B	P6		7 3B	K		HR 1B		K	5	3	3	0	0	1	0
61 Josh Barfield, R (8, 4) OBP: 0.500, SLG: 0.667										1	0	0	0	0	1	1
7 Ross Gload, L (1, 10) OBP: 0.387, SLG: 0.633	6 BB 29 1B 15 1B BB	2B		63 2B 3B	F7		P4		2B 1B	5	2	3	1	1	0	1
29 Raul Ibanez, L (1, 7) OBP: 0.375, SLG: 0.500	6 BB 15 1B 1B	F9		63 2B BB	K		1-H HR		2B	2	2	1	1	1	0	1
Cory Sullivan, L (4, 7) OBP: 0.750, SLG: 1.750										3	1	2	3	0	1	0
6 Ryan Howard, L (1, 3) OBP: 0.343, SLG: 0.700	21 1B 15 1B 85 G1 BB	F9		K		F7	K		G5-3	2	1	0	0	1	1	3
86 Tagg Bozied, R (4, 3)										3	0	0	0	0	1	2
63 Brandon Moss, L (1, 9) OBP: 0.250, SLG: 0.333	K	E1 21 G3-1 15 BB 85 FC6-2		15 1B 2B		F7		K		5	1	1	2	0	2	3
15 John Mayberry Jr., R (1, 8) OBP: 0.405, SLG: 0.794	85 G1 21 1B 1B	85 FC6-2 21 G3-1 BB		21 1B 1B		2B		K		4	0	3	3	1	1	0
21 Wilson Valdez, R (1, 5) OBP: 0.571, SLG: 0.667	85 G1 1B	G3-1		1B		BB		K		3	0	2	0	0	0	2
65 Jeff Larish, L (4, 5) OBP: 0.250, SLG: 0.429										1	0	0	0	1	1	0
85 Erik Kratz, R (1, 2)	G1	FC6-2 71 FC6-4		K		K			7 1B 2B 1B	3	0	0	1	0	1	6
77 Tuffy Gosewisch, R (4, 2) OBP: 0.500, SLG: 0.800										2	1	1	0	0	1	2
71 Freddy Galvis, S (1, 6) OBP: 0.188, SLG: 0.143	F8	FC6-4		G3			F8		P6	5	0	0	0	0	0	7
Inning Stats	R: 4 E: 0 K: 1 S: 9 H: 4 LOB: 2 BB: 2 P: 17	R: 0 E: 0 K: 0 S: 4 H: 1 LOB: 1 BB: 0 P: 4	R: 0 E: 1 K: 0 S: 4 H: 0 LOB: 2 BB: 1 P: 8	R: 4 E: 0 K: 2 S: 12 H: 5 LOB: 2 BB: 1 P: 16	R: 0 E: 0 K: 2 S: 7 H: 0 LOB: 0 BB: 0 P: 7	R: 0 E: 0 K: 1 S: 6 H: 1 LOB: 2 BB: 1 P: 10	R: 2 E: 0 K: 1 S: 8 H: 2 LOB: 0 BB: 0 P: 9	R: 0 E: 0 K: 3 S: 9 H: 0 LOB: 0 BB: 0 P: 9	R: 1 E: 0 K: 1 S: 8 H: 3 LOB: 2 BB: 0 P: 8	1B: 8 2B: 4 3B: 3 HR: 1	SF: 0 SAC: 0 DP: 0 HBP: 0						

PITCHER		IP	WLS	BF	H	R	ER	SO	BB	IBB	HBP	BLK	WP	HR	S	P	ERA	WHIP
49 Ross Ohlendorf, R ERA: 6.75	(1, 1)	2.0	L	15	5	4	4	1	3	0	0	0	0	0	14	26	18.00	4.000
69 Aaron Thompson, L ERA: 7.2	(3, 1)	2.0		12	5	4	4	2	1	0	0	0	0	0	15	19	18.00	3.000
48 Jose Veras, R ERA: 1.5	(5, 1)	2.0		8	1	0	0	3	1	0	0	0	0	0	13	17	0.00	1.000
48 Jose Veras, R ERA: 1.5	(5, 1)	2.0		8	1	0	0	3	1	0	0	0	0	0	13	17	0.00	1.000
70 Tony Watson, L ERA: 5.14	(7, 1)	2.0		8	2	2	2	4	0	0	0	0	0	1	17	18	9.00	1.000

PITCHER		IP	WLS	BF	H	R	ER	SO	BB	IBB	HBP	BLK	WP	HR	S	P	ERA	WHIP
39 Tyler Yates, R ERA: 8.1	(9, 1)	0.2		5	3	1	1	1	0	0	0	0	0	0	7	7	13.50	4.500
92 Tom Boleska, R ERA:	(9, 1)	0.1		1	0	0	0	0	0	0	0	0	0	0	1	1	0.00	0.000

TOP

Philadelphia Phillies @ Pittsburgh Pirates
McKechnie Field, Bradenton, FL
Sat Mar 12 2011, 1:08 PM - 4:22 PM EST
Att. 5,352 - Sunny - 68 F

livebaseballscorecards.com

AB	44
R	11
H	16
RBI	11
BB	5
SO	11
LOB	28

1B: 8	SF: 0	WP: 0	PA: 49
2B: 4	SAC: 0	PB: 0	
3B: 3	DP: 0	SB: 0	
HR: 1	HBP: 0	CS: 0	

BOTTOM

Batter	1	2	3	4	5	6	7	8	9	AB	R	H	RBI	BB	SO	LOB
44 Alex Presley, L (1, 8) OBP: 0.375, SLG: 0.118 (5, 7) 89 Brad Chalk, L (9, 7)	x 0-0 ① L3		B B B B 4-0 1-2 BB		B 1-0 ③ 2-6 1-2	x 0-0 ① G4-3		B B B B 4-0 48 1B 26 1B 1-2 2-3 BB		2 1 0 0 2 0 0 0 0 0 0 0 0 0						
46 Garrett Jones, L (1, 9) OBP: 0.344, SLG: 0.346 48 Cole White, R (8, 9) OBP: 1.000, SLG: 1.000	B B B B 4-0 24 CS BB		S S S 0-3 ③ K			x 0-0 ② G4-3		x 0-0 26 1B 1-2 2-3 3-H 1B		2 0 0 0 1 1 2 1 0 1 1 0 0 0						
24 Pedro Alvarez, L (1, 5) OBP: 0.303, SLG: 0.469 70 Tony Watson, L (7, 1) 70 Brock Holt, L (8, PH) 39 Tyler Yates, R (9, 1) 92 Tom Boleska, R (9, 1)	S S S 0-3 ② ③ K 1-2			x 0-0 ① G4-3		x 0-0 ③ G4-3		S S S 0-3 ② K		3 0 0 0 0 1 1 0 0 0 0 0 0 0 1 0 0 0 0 1 3 0 0 0 0 0 0 0 0 0 0 0 0 0 0						
37 Lyle Overbay, L (1, 3) OBP: 0.407, SLG: 0.769 26 Matt Hague, R (7, 3) OBP: 0.500, SLG: 0.500		C C C 0-3 ① K		B B B S S X 3-2 HR			x 0-0 ① G5-3	x 0-0 1-2 2-H 3-H 1B		2 1 1 1 0 1 0 2 0 1 2 0 0 0						
18 Neil Walker, S (1, 4) OBP: 0.250, SLG: 0.400 87 Jordy Mercer, R (7, 4)		x 0-0 ② P6		x 0-0 ② F8			S S S 0-3 ② C C C K	0-3 ③ K		2 0 0 0 0 0 0 2 0 0 0 0 2 2						
14 John Bowker, L (1, 7) OBP: 0.333, SLG: 0.600 48 Jose Veras, R (5, 1) Jim Negrych, L (7, 5)		S S S 0-3 ③ K		S S S 0-3 ③ K			x 0-0 ③ F8		x 0-0 ① G4-3	2 0 0 0 0 2 0 0 0 0 0 0 0 0 2 0 0 0 0 0 0						
5 Ronny Cedeno, R (1, 6) OBP: 0.250, SLG: 0.217 79 Chase d'Arnaud, R (6, 6) OBP: 0.238, SLG: 0.111			x 0-0 ① F9		S S C 0-3 ① K			B B B B 4-0 44 BB 78 1B 48 1B BB	x 0-0 ② F8	2 0 0 0 0 1 0 1 1 0 0 1 0 0						
35 Jason Jaramillo, S (1, 2) OBP: 0.538, SLG: 0.909 78 Wyatt Toregas, R (8, 2) OBP: 0.286, SLG: 0.286			x 0-0 44 BB 1B		B B B B 4-0 44 2-6 BB			x 0-0 48 1B 44 BB 26 1B 1-2 1B	x 0-0 ③ G6-3	1 0 1 0 1 0 0 2 1 1 0 0 0 0						
49 Ross Ohlendorf, R (1, 1) 69 Aaron Thompson, L (3, 1) 48 Jose Veras, R (5, 1) 66 Gorkys Hernández, R (5, 8) OBP: 0.238, SLG: 0.238			C C C 0-3 ② K		x 0-0 ② F9			S S S 0-3 ① K		0 0 0 0 0 0 0 1 0 0 0 0 1 1 0 0 0 0 0 0 0 2 0 0 0 0 1 3						
Inning Stats	R: 0 E: 0 K: 1 S: 4 H: 0 LOB: 1 BB: 1 P: 8	R: 0 E: 0 K: 2 S: 7 H: 0 LOB: 0 BB: 0 P: 7	R: 0 E: 0 K: 2 S: 8 H: 1 LOB: 2 BB: 1 P: 12	R: 1 E: 0 K: 1 S: 8 H: 1 LOB: 0 BB: 0 P: 11	R: 0 E: 0 K: 1 S: 4 H: 0 LOB: 1 BB: 1 P: 9	R: 0 E: 0 K: 0 S: 3 H: 0 LOB: 0 BB: 0 P: 3	R: 0 E: 0 K: 1 S: 5 H: 0 LOB: 0 BB: 0 P: 5	R: 3 E: 0 K: 3 S: 12 H: 3 LOB: 2 BB: 2 P: 20	R: 0 E: 0 K: 0 S: 3 H: 0 LOB: 0 BB: 0 P: 3	1B: 4 2B: 1 3B: 0 HR: 1 SF: 0 SAC: 0 DP: 1 HBP: 0							

PITCHER		IP	WLS	BF	H	R	ER	SO	BB	IBB	HBP	BLK	WP	HR	S	P	ERA	WHIP
49 Vance Worley, R ERA: 3.86	(1, 1)	3.1	W	13	2	1	1	5	2	0	0	0	0	1	23	34	2.70	1.200
47 Scott Mathieson, R ERA: 3.18	(4, 1)	1.2		6	0	0	0	2	1	0	0	0	0	0	8	13	0.00	0.600
59 Mike Zagurski, L ERA: 1.5	(6, 1)	2.0		6	0	0	0	1	0	0	0	0	0	0	8	8	0.00	0.000
57 David Herndon, R ERA: 5.79	(8, 1)	0.2		7	3	3	3	2	2	0	0	0	0	0	9	17	40.50	7.500
84 Juan Pablo Perez, L ERA: 2.08	(8, 1)	1.1		4	0	0	0	1	0	0	0	0	0	0	6	6	0.00	0.000

PITCHER	IP	WLS	BF	H	R	ER	SO	BB	IBB	HBP	BLK	WP	HR	S	P	ERA	WHIP

Philadelphia Phillies @ Pittsburgh Pirates
McKechnie Field, Bradenton, FL
Sat Mar 12 2011, 1:08 PM - 4:22 PM EST
Att. 5,352 - Sunny - 68 F

livebaseballscorecards.com

AB	30
R	4
H	5
RBI	4
BB	5
SO	11
LOB	12

1B: 4 SF: 0
2B: 1 SAC: 0
3B: 0 DP: 1
HR: 1 HBP: 0

WP: 0 PA: 35
PB: 0
SB: 0
CS: 1

Batter	1	2	3	4	5	6	7	8	9	AB	R	H	RBI	BB	SO	LOB
18 Ben Zobrist, S (1, 4) OBP: 0.375, SLG: 0.733 23 Casey Kotchman, L (6, 3) OBP: 0.393, SLG: 0.519	G4-3		1-H HR		G6-3		K			3 1	1 0	1 0	2 0	0 0	0 1	0 1
22 Johnny Damon, L (1, 7) OBP: 0.217, SLG: 0.409 8 Desmond Jennings, R (6, 9) OBP: 0.313, SLG: 0.160	G4-3		2-1 HR		K		K			3 1	1 0	1 0	1 0	0 0	1 1	0 1
3 Evan Longoria, R (1, 5) OBP: 0.231, SLG: 0.423 79 Joe Inglett, L (4, 5) OBP: 0.318, SLG: 0.211	K		G6-3			F8		K		2 2	0 0	0 0	0 0	0 0	1 1	0 0
20 Matt Joyce, L (1, 9) OBP: 0.357, SLG: 0.417 5 Sam Fuld, L (6, 8) OBP: 0.143, SLG: 0.100		G3		24 HR 3B		2 2B		K		3 1	2 0	2 0	0 0	0 0	0 1	0 0
2 B.J. Upton, R (1, 8) OBP: 0.333, SLG: 0.577 66 Chris Carter, L (6, 7) OBP: 0.444, SLG: 0.500		K		P3		24 S 2-H 2B		K		3 1	0 0	1 0	1 0	0 0	1 1	1 0
24 Dan Johnson, L (1, 3) OBP: 0.250, SLG: 0.591 16 Ray Olmedo, S (6, 4) OBP: 0.105, SLG: 0.111		K		3-H HR		K 2-3			L6	3 1	1 0	1 0	2 0	0 0	2 0	1 0
28 John Jaso, L (1, 2) OBP: 0.227, SLG: 0.400 38 Robinson Chirinos, R (7, 2) OBP: 0.500, SLG: 0.905			G3-1	G1-3		G4-3			31 G4-3 1B	3 1	0 0	0 1	0 0	0 0	0 0	1 0
9 Elliot Johnson, S (1, 10) 31 Jose Lobaton, S (9, PH) OBP: 0.417, SLG: 0.364 (9, 10)			G4-3	G4-3			K		G4-3 1-2f	3 1	0 0	0 0	0 0	0 0	1 0	0 1
15 Reid Brignac, L (1, 6) OBP: 0.533, SLG: 0.667 64 Tim Beckham, R (7, 6) OBP: 0.438, SLG: 0.429			18 HR 1B		P4					3 0	1 0	2 0	0 0	0 0	0 0	0 0
Inning Stats	R: 0 E: 0 K: 1 S: 5 H: 0 LOB: 0 BB: 0 P: 5	R: 0 E: 0 K: 2 S: 7 H: 0 LOB: 0 BB: 0 P: 7	R: 3 E: 0 K: 0 S: 7 H: 3 LOB: 0 BB: 0 P: 9	R: 2 E: 0 K: 0 S: 5 H: 2 LOB: 0 BB: 0 P: 6	R: 0 E: 0 K: 1 S: 5 H: 0 LOB: 0 BB: 0 P: 5	R: 1 E: 0 K: 1 S: 7 H: 2 LOB: 1 BB: 0 P: 8	R: 0 E: 0 K: 3 S: 10 H: 1 LOB: 1 BB: 0 P: 10	R: 0 E: 0 K: 3 S: 9 H: 0 LOB: 0 BB: 0 P: 9	R: 0 E: 0 K: 0 S: 3 H: 1 LOB: 0 BB: 0 P: 3	1B: 2 2B: 3 3B: 1 HR: 3 SF: 0 SAC: 0 DP: 1 HBP: 0						WP: 0 PB: 0 SB: 1 CS: 0 PA: 35	

TOP

Tampa Bay Rays @ Philadelphia Phillies

Bright House Field, Clearwater, FL

Sat Mar 12 2011, 1:07 PM - 3:35 PM EST

Att. 10,791 - Sunny - 65 F

livebaseballscorecards.com

AB	35
R	6
H	9
RBI	6
BB	0
SO	11
LOB	6

PITCHER		IP	WLS	BF	H	R	ER	SO	BB	IBB	HBP	BLK	WP	HR	S	P	ERA	WHIP
38 Kyle Kendrick, R ERA: 5.0	(1, 1)	4.0	L	17	5	5	5	3	0	0	0	0	0	3	24	27	11.25	1.250
52 Jose Contreras, R ERA: 2.25	(5, 1)	2.0		8	2	1	1	2	0	0	0	0	0	0	12	13	4.50	1.000
46 Ryan Madson, R ERA:	(7, 1)	2.0		7	1	0	0	6	0	0	0	0	0	0	19	19	0.00	0.500
16 J.C. Romero, L ERA:	(9, 1)	1.0		3	1	0	0	0	0	0	0	0	0	0	3	3	0.00	1.000

PITCHER	IP	WLS	BF	H	R	ER	SO	BB	IBB	HBP	BLK	WP	HR	S	P	ERA	WHIP

Batter	1	2	3	4	5	6	7	8	9	AB	R	H	RBI	BB	SO	LOB
11 Jimmy Rollins, S (1, 6) OBP: 0.256, SLG: 0.270	S S C 0-3 ① K		x 0-0 ① L6			x 0-0 ① 27 FC6 2B		x 0-0 ① FC1-4 1-2f 28 2B		3	0	1	0	0	1	1
12 Troy Hanzawa, R (7, 6)										1	1	0	0	0	0	1
8 Shane Victorino, S (1, 8) OBP: 0.421, SLG: 0.469	S S S 0-3 ② K		x 0-0 ② F9			B B B 4-0 27 FC6 BB		x 0-0 ② F7		2	0	0	0	1	1	1
92 Rich Thompson, L (7, 8)										1	0	0	0	0	0	1
27 Placido Polanco, R (1, 5) OBP: 0.278, SLG: 0.242	x 0-0 ③ G5-3		x 0-0 ③ G1-3			x 0-0 ① FC6 1-2f 2-3		x 0-0 1-H 2B		3	0	0	0	0	0	3
28 Tim Kennelly, R (7, 5) OBP: 1.000, SLG: 2.000										1	0	1	1	0	0	0
10 Ben Francisco, R (1, 7) OBP: 0.382, SLG: 0.677		B B B B 4-0 24 BB 87 1B BB		x 0-0 ① F9		S S S 0-3 ② K		S S S 0-3 K		2	1	0	0	1	1	2
94 Michael Spidale, R (7, 7)										1	0	0	0	0	1	1
24 Delwyn Young, S (1, 9) OBP: 0.341, SLG: 0.359		B B B B 4-0 15 CS 87 1B 1-2 BB		S S C 0-3 ② K		S S C 0-3 ③ K			S S S 0-3 ① K	3	0	0	0	1	3	2
51 Carlos Ruiz, R (1, 2) OBP: 0.222, SLG: 0.188		S S S 0-3 ① K		S S S 0-3 ③ K			S S S 0-3 ① K		x 0-0 ② F7	3	0	0	0	0	3	2
4 Dane Sardinha, R (8, 2) OBP: 0.417, SLG: 0.455										1	0	0	0	0	0	0
87 Matt Miller, R (1, 10) OBP: 0.188, SLG: 0.071		x 0-0 1-2 2-H 1B		x 0-0 ① G5-3			x 0-0 ② G6-3		x 0-0 ③ G5-3	4	0	1	1	0	0	0
15 Jim Murphy, R (1, 3)		S S S 0-3 ② ③ K 2-3		x 0-0 ② G5-3			S S C 0-3 ③ K			3	0	0	0	0	2	2
7 Michael Martinez, S (1, 4) OBP: 0.214, SLG: 0.321			x 0-0 1B	x 0-0 ③ G6-3				x 0-0 12 FC1-4 1B		3	0	2	0	0	0	0
Inning Stats	R: 0 H: 0 E: 0 LOB: 0 K: 2 BB: 0 S: 7 P: 7	R: 1 H: 1 E: 0 LOB: 2 K: 2 BB: 2 S: 7 P: 15	R: 0 H: 1 E: 0 LOB: 1 K: 0 BB: 0 S: 4 P: 4	R: 0 H: 0 E: 0 LOB: 0 K: 2 BB: 0 S: 7 P: 7	R: 0 H: 0 E: 0 LOB: 0 K: 0 BB: 0 S: 3 P: 3	R: 0 H: 1 E: 0 LOB: 2 K: 2 BB: 1 S: 8 P: 12	R: 0 H: 0 E: 0 LOB: 0 K: 2 BB: 0 S: 7 P: 7	R: 1 H: 2 E: 0 LOB: 1 K: 1 BB: 0 S: 7 P: 7	R: 0 H: 0 E: 0 LOB: 0 K: 1 BB: 0 S: 5 P: 5	1B: 3 SF: 0 2B: 3 SAC: 0 3B: 0 DP: 1 HR: 0 HBP: 0						

PITCHER		IP	WLS	BF	H	R	ER	SO	BB	IBB	HBP	BLK	WP	HR	S	P	ERA	WHIP
14 David Price, L ERA: 4.5	(1, 1)	5.0	W	18	2	1	1	6	2	0	0	0	0	0	28	36	1.80	0.800
37 Juan Cruz, R ERA:	(6, 1)	1.0		5	1	0	0	2	1	0	0	0	0	0	8	12	0.00	2.000
27 Cesár Ramos, L ERA: 3.6	(7, 1)	1.0		3	0	0	0	2	0	0	0	0	0	0	7	7	0.00	0.000
57 Jake McGee, L ERA: 1.8	(8, 1)	1.0		5	2	1	1	1	0	0	0	0	0	0	7	7	9.00	2.000
68 R.J. Swindle, L ERA: 3.0	(9, 1)	1.0		3	0	0	0	1	0	0	0	0	0	0	5	5	0.00	0.000

PITCHER	IP	WLS	BF	H	R	ER	SO	BB	IBB	HBP	BLK	WP	HR	S	P	ERA	WHIP

BOTTOM

Tampa Bay Rays @ Philadelphia Phillies

Bright House Field, Clearwater, FL

Sat Mar 12 2011, 1:07 PM - 3:35 PM EST

Att. 10,791 - Sunny - 65 F

livebaseballscorecards.com

AB	31
R	2
H	5
RBI	2
BB	3
SO	12
LOB	16

Batter	1	2	3	4	5	6	7	8	9	AB	R	H	RBI	BB	SO	LOB
61 Josh Barfield, R (1, 5) OBP: 0.524, SLG: 0.684	0-0 10 WP 21 G3 1B		4-0 21 1B BB		0-0 21 2B 1-3 3-H 2B	0-0 G5-3			0-0 F8 ①	4	1	2	1	1	0	0
21 Wilson Valdez, R (1, 8) OBP: 0.581, SLG: 0.704 60 Pete Orr, L (5, 8) OBP: 0.240, SLG: 0.560	0-0 G3 ① 1-2		0-0 15 G6-4-3 1-2 1B		0-0 10 G5-3 24 HR 2-H 3-H 2B		0-3 K ①		0-0 F9 ②	3 2	1 0	2 0	2 0	0 0	0 1	1 0
10 Ben Francisco, R (1, 9) OBP: 0.378, SLG: 0.636 87 Matt Miller, R (5, 9) OBP: 0.167, SLG: 0.063	4-0 15 G4-3 2-3 BB		0-3 K ①		0-0 G5-3 ① 2-3		0-0 E6		0-3 K ③	2 2	0 0	0 0	0 0	1 0	1 0	3 0
15 John Mayberry Jr., R (1, 3) OBP: 0.390, SLG: 0.730	0-0 G4-3 ② ③ 1-2f		0-0 G6-4-3 ② ③ 1-2f		4-0 24 S 24 HR BB		0-0 F8 ②			3	1	0	0	1	0	5
24 Delwyn Young, S (1, 7) OBP: 0.364, SLG: 0.452 63 Brandon Moss, L (5, 7) OBP: 0.235, SLG: 0.313	0-0 G1-3 ①			0-0 85 CS 1B	2-2 1-H 3-H HR		0-0 G4-3 ③			3 1	1 0	2 0	3 0	0 0	0 0	0 1
65 Jeff Larish, L (1, 10) OBP: 0.200, SLG: 0.333	0-0 G6-3 ②		0-3 K ①		0-3 K ②			0-3 K ①		4	0	0	0	0	3	1
85 Erik Kratz, R (1, 2) OBP: 0.100, SLG: 0.100 77 Tuffy Gosewisch, R (5, 2) OBP: 0.571, SLG: 0.833	0-0 7 1B 1B		0-1 F9 ② ③ 1-2		0-0 F8 ③			0-0 1B		3 1	0 0	1 1	0 0	0 0	0 0	1 0
7 Michael Martinez, S (1, 4) OBP: 0.250, SLG: 0.375	0-0 1-2 1B				0-0 71 1B 61 2B 2B	0-0 G4-3 ①		0-0 L8 ②		4	1	2	0	0	0	1
71 Freddy Galvis, S (1, 6) OBP: 0.200, SLG: 0.167	0-3 K ③				0-0 61 2B 21 2B 2-3 1B	0-0 G4-3 ②		0-0 G1-3 ③		4	1	1	0	0	1	3
Inning Stats	R: 0 E: 0 K: 0 S: 3 H: 1 LOB: 1 BB: 1 P: 7	R: 0 E: 0 K: 1 S: 7 H: 2 LOB: 2 BB: 0 P: 7	R: 0 E: 0 K: 1 S: 5 H: 1 LOB: 1 BB: 1 P: 9	R: 0 E: 0 K: 1 S: 6 H: 1 LOB: 0 BB: 0 P: 6	R: 6 E: 0 K: 1 S: 12 H: 5 LOB: 0 BB: 1 P: 18	R: 0 E: 0 K: 0 S: 3 H: 0 LOB: 0 BB: 0 P: 3	R: 0 E: 1 K: 1 S: 6 H: 0 LOB: 1 BB: 0 P: 6	R: 0 E: 0 K: 1 S: 6 H: 1 LOB: 1 BB: 0 P: 6	R: 0 E: 0 K: 1 S: 5 H: 0 LOB: 0 BB: 0 P: 5	1B: 7 2B: 3 3B: 0 HR: 1 SF: 0 SAC: 0 DP: 2 HBP: 0						

PITCHER		IP	WLS	BF	H	R	ER	SO	BB	IBB	HBP	BLK	WP	HR	S	P	ERA	WHIP
47 Francisco Liriano, L ERA: 9.64	(1, 1)	3.0		13	4	0	0	2	2	0	0	0	1	0	15	23	0.00	2.000
50 Jose Mijares, L ERA: 3.38	(4, 1)	1.0		3	1	0	0	1	0	0	0	0	0	0	6	6	0.00	1.000
36 Joe Nathan, R ERA: 12.46	(5, 1)	0.1	L	7	5	6	6	0	1	0	0	0	0	1	8	14	162.00	18.000
60 Kyle Gibson, R ERA: 4.91	(5, 1)	1.2		5	0	0	0	1	0	0	0	0	0	0	7	7	0.00	0.000
88 Eric Hacker, R ERA: 13.5	(7, 1)	2.0		8	1	0	0	2	0	0	0	0	0	0	12	12	0.00	0.500

PITCHER		IP	WLS	BF	H	R	ER	SO	BB	IBB	HBP	BLK	WP	HR	S	P	ERA	WHIP
77 Yorman Bazardo, R ERA: 1.8	(9, 1)	1.0		3	0	0	0	1	0	0	0	0	0	0	5	5	0.00	0.000

TOP

Philadelphia Phillies @ Minnesota Twins

Hammond Stadium, Fort Myers, FL

Sun Mar 13 2011, 1:16 PM - 4:06 PM EDT

Att. 8,236 - Sunny - 71 F

livebaseballscorecards.com

AB	36
R	6
H	11
RBI	6
BB	3
SO	7
LOB	16

WP: 1 PB: 0 SB: 1 CS: 1 PA: 39

Batter	1	2	3	4	5	6	7	8	9	AB	R	H	RBI	BB	SO	LOB
37 Ben Revere, L (1, 8) OBP: 0.290, SLG: 0.296	F7			G6-3		K	G4-3 1-2 2-3 3-H			4	0	0	0	0	1	4
24 Trevor Plouffe, R (1, 6) OBP: 0.179, SLG: 0.160 (8, 3)	B1-3			P3		G4-3		K		4	0	0	0	0	1	2
21 Delmon Young, R (1, 7) OBP: 0.250, SLG: 0.250	L9			G6-3			25 WP 90 1B 1B	1B		3	0	1	0	0	0	0
94 Yangervis Solarte, S (7, PR) OBP: 1.000, SLG: 1.000 (8, 7)										1	1	1	0	0	0	0
33 Justin Morneau, L (1, 3)		P5			K		25 WP 25 E 1-2 1B	K		2	0	0	0	0	1	0
90 Michael Hollimon, S (6, 4) OBP: 0.500, SLG: 0.500										2	1	1	0	0	1	1
25 Jim Thome, L (1, 10)		G3-1			G3		E3 27 BB 73 HBP 37 WP 1-H 2-H	L8		3	0	0	1	0	0	0
90 Dan Rohlfing, R (7, PR) (8, 10)										1	1	0	0	0	0	1
22 Danny Valencia, R (1, 5) OBP: 0.423, SLG: 0.522		F8			K		F8		1B	2	0	0	0	0	1	0
92 Steve Singleton, L (6, 5) OBP: 0.500, SLG: 0.500										2	0	1	0	0	0	1
73 Chase Lambin, S (1, 9) OBP: 0.529, SLG: 0.500			41 CS BB			2B	37 WP 27 BB 1-2 HBP		BB	1	0	1	0	2	0	0
41 Drew Butera, R (1, 2) OBP: 0.333, SLG: 0.250			K 1-2			BB	37 WP 1-2 2-3 BB		F9	1	0	0	0	1	1	1
27 Steve Holm, R (7, 2) OBP: 0.538, SLG: 0.444										1	0	0	0	1	0	1
20 Matt Tolbert, S (1, 4) OBP: 0.259, SLG: 0.208 (6, 3)			F7			L9	K		F8	2	0	0	0	0	0	2
91 James Beresford, L (7, PH) (8, 6)										2	0	0	0	0	1	4
Inning Stats	R: 0 E: 0 K: 0 S: 3 H: 0 LOB: 0 BB: 0 P: 3	R: 0 E: 0 K: 0 S: 3 H: 0 LOB: 0 BB: 0 P: 3	R: 0 E: 0 K: 1 S: 4 H: 0 LOB: 0 BB: 1 P: 8	R: 0 E: 0 K: 0 S: 3 H: 0 LOB: 0 BB: 0 P: 3	R: 0 E: 0 K: 2 S: 7 H: 0 LOB: 0 BB: 0 P: 7	R: 0 E: 0 K: 1 S: 6 H: 1 LOB: 2 BB: 1 P: 10	R: 3 E: 1 K: 1 S: 8 H: 2 LOB: 3 BB: 1 P: 16	R: 0 E: 0 K: 2 S: 8 H: 1 LOB: 1 BB: 0 P: 8	R: 0 E: 0 K: 0 S: 3 H: 1 LOB: 1 BB: 1 P: 7	1B: 4 2B: 2 3B: 0 HR: 0 SF: 0 SAC: 0 DP: 1 HBP: 1						

BOTTOM

Philadelphia Phillies @ Minnesota Twins

Hammond Stadium, Fort Myers, FL

Sun Mar 13 2011, 1:16 PM - 4:06 PM EDT

Att. 8,236 - Sunny - 71 F

livebaseballscorecards.com

AB	31
R	3
H	5
RBI	1
BB	4
SO	7
LOB	17

WP: 3 PB: 0 SB: 0 CS: 1 PA: 36

PITCHER		IP	WLS	BF	H	R	ER	SO	BB	IBB	HBP	BLK	WP	HR	S	P	ERA	WHIP
68 Michael Stutes, R ERA: 1.0	(1, 1)	3.0		9	0	0	0	1	1	0	0	0	0	0	10	14	0.00	0.333
55 Danys Baez, R ERA:	(4, 1)	1.0	W	3	0	0	0	0	0	0	0	0	0	0	3	3	0.00	0.000
93 Jason Grilli, R ERA:	(5, 1)	2.0		8	1	0	0	3	1	0	0	0	0	0	13	17	0.00	1.000
89 Matt Anderson, R ERA: 16.2	(7, 1)	0.1		6	2	3	2	0	1	0	1	0	1	0	4	11	54.00	9.000
95 Ryan Edell, L ERA:	(7, 1)	1.2	H	6	1	0	0	3	0	0	0	0	1	0	12	13	0.00	0.600

PITCHER		IP	WLS	BF	H	R	ER	SO	BB	IBB	HBP	BLK	WP	HR	S	P	ERA	WHIP
40 Chris Kissock, R ERA:	(9, 1)	1.0	S	4	1	0	0	0	1	0	0	0	0	0	3	7	0.00	2.000

Philadelphia Phillies @ Houston Astros

Osceola County Stadium, Kissimmee, FL

Mon Mar 14 2011, 1:08 PM - 4:00 PM EDT

Att. 6,145 - Sunny - 72 F

TOP

livebaseballscorecards.com

Batter	1	2	3	4	5	6	7	8	9	AB	R	H	RBI	BB	SO	LOB
11 Jimmy Rollins, S (1, 6) OBP: 0.286, SLG: 0.282	F7		BBB 4-0 8 2B, 29 G3, 1-2 BB	0-0 1B			0-0 F8		0-0 G6-3	2	1	1	0	1	0	0
21 Wilson Valdez, R (4, 6) OBP: 0.545, SLG: 0.655 (5, 5)										2	0	0	0	0	0	1
8 Shane Victorino, S (1, 8) OBP: 0.415, SLG: 0.486	0-0 F7		0-0 29 G3, 6 2B, 1-3 2-H 2B	0-0 F8			0-0 G5-3, 1-2		0-0 4 S, 7 WP 1B	3	1	1	1	0	0	1
7 Michael Martinez, S (4, 8) OBP: 0.265, SLG: 0.382										2	1	1	0	0	0	1
29 Raul Ibanez, L (1, 7) OBP: 0.343, SLG: 0.455	0-0 G4-3		0-0 G3, 2-3 3-H		0-0 F7		SSS 0-3 K		BSSSS 1-3 K, 1-2	3	0	0	1	0	0	1
4 Dane Sardinha, R (6, 2) OBP: 0.357, SLG: 0.385										2	0	0	0	0	2	2
6 Ryan Howard, L (1, 3) OBP: 0.342, SLG: 0.697		SSS 0-3 K	0-0 3-H 2B		0-0 F9			0-0 24 BB, 71 SH3-4, 61 SF9 1B	BX 1-0 2-H 1B	3	0	1	1	0	1	0
7 Ross Gload, L (5, 3) OBP: 0.424, SLG: 0.656										2	1	2	0	0	0	0
27 Placido Polanco, R (1, 5) OBP: 0.256, SLG: 0.222	0-0 G6-3	0-0 L6		0-0 P2				0-0 SH3-4, 1-2	0-0 G4-3	3	0	0	0	0	0	1
71 Freddy Galvis, S (5, 6) OBP: 0.190, SLG: 0.158										1	0	0	0	0	0	1
15 John Mayberry Jr., R (1, 9) OBP: 0.422, SLG: 0.750	0-0 1B		61 E 2B	0-0 P2				BBBB 4-0 24 BB BB		3	1	2	0	1	0	0
51 Carlos Ruiz, R (1, 2) OBP: 0.238, SLG: 0.167	0-0 P4		BBB 4-0 61 E, 61 SF8 BB	0-0 F9				BBB 4-0 1-2 2-3 BB		2	1	0	0	1	0	1
57 David Herndon, R (6, 1)										0	0	0	0	0	0	0
37 Antonio Bastardo, R (7, 1)										0	0	0	0	0	0	0
24 Delwyn Young, S (8, PH) OBP: 0.378, SLG: 0.452										0	0	0	0	1	0	0
62 Dan Meyer, R (8, 1)										0	0	0	0	0	0	0
94 Tyson Brummett, R (9, 1)										0	0	0	0	0	0	0
61 Josh Barfield, R (1, 4) OBP: 0.480, SLG: 0.667			X 0-0 11 S, 8 2B 1B	BX 1-0 SF8, 1-H 2-H		SSS 0-3 K		X 0-0 SF9, 3-H		2	1	1	2	0	1	0
35 Cole Hamels, L (1, 1)			CCL 0-3 K	SSS 0-3 K			X 0-0 7 G5-3 1B	X 0-0 P4		2	0	0	0	0	2	1
47 Scott Mathieson, R (4, 1)										0	0	0	0	0	0	0
10 Ben Francisco, R (6, 7) OBP: 0.385, SLG: 0.629										2	0	1	0	0	0	2
Inning Stats	R: 0 E: 0 K: 0 S: 3 H: 0 LOB: 0 BB: 0 P: 3	R: 0 E: 0 K: 1 S: 6 H: 1 LOB: 1 BB: 0 P: 6	R: 3 E: 0 K: 1 S: 8 H: 3 LOB: 1 BB: 1 P: 12	R: 2 E: 0 K: 1 S: 7 H: 2 LOB: 1 BB: 1 P: 12	R: 0 E: 0 K: 0 S: 3 H: 0 LOB: 0 BB: 0 P: 3	R: 0 E: 0 K: 1 S: 5 H: 0 LOB: 0 BB: 0 P: 5	R: 0 E: 0 K: 1 S: 6 H: 1 LOB: 1 BB: 0 P: 6	R: 1 E: 0 K: 0 S: 4 H: 1 LOB: 2 BB: 2 P: 12	R: 1 E: 0 K: 1 S: 7 H: 2 LOB: 1 BB: 0 P: 9	1B: 7 2B: 3 3B: 0 HR: 0 SF: 2 SAC: 1 DP: 0 HBP: 0							

	TOP
AB	34
R	7
H	10
RBI	5
BB	4
SO	6
LOB	12

WP: 2 PB: 0 SB: 2 CS: 0 PA: 41

PITCHER		IP	WLS	BF	H	R	ER	SO	BB	IBB	HBP	BLK	WP	HR	S	P	ERA	WHIP
28 Nelson Figueroa, R ERA: 5.0	(1, 1)	4.0		20	6	5	4	3	2	0	0	0	0	0	24	33	9.00	2.000
59 Wilton Lopez, R ERA:	(5, 1)	1.0		3	0	0	0	0	0	0	0	0	0	0	3	3	0.00	0.000
56 Henry Villar, R ERA: 2.25	(6, 1)	2.0		7	1	0	0	2	0	0	0	0	0	0	11	11	0.00	0.500
78 Pat Urckfitz, L ERA: 14.29	(8, 1)	1.0		6	1	1	1	0	2	0	0	0	0	0	4	12	9.00	3.000
73 Fernando Rodriguez Jr., R ERA: 3.0	(9, 1)	1.0	L	5	2	1	1	1	0	0	0	0	1	0	7	9	9.00	2.000

PITCHER	IP	WLS	BF	H	R	ER	SO	BB	IBB	HBP	BLK	WP	HR	S	P	ERA	WHIP

BOTTOM

Batter	1	2	3	4	5	6	7	8	9	AB	R	H	RBI	BB	SO	LOB
92 T.J. Steele, R (1, 8) OBP: 0.241, SLG: 0.286	F9		K	E3 14 S		G6-3			G6-3	5	0	0	0	0	1	1
14 Clint Barmes, R (1, 6) OBP: 0.286, SLG: 0.316 12 Tommy Manzella, R (8, 6) OBP: 0.407, SLG: 0.417	K		F7	K 1-2			K		46 BB 11 1B BB	4 0	0 0	0 0	0 0	0 1	3 0	1 0
9 Hunter Pence, R (1, 9) OBP: 0.447, SLG: 0.571 78 Pat Urckfitz, L (8, 1) 41 Brian Esposito, R (9, 2) OBP: 0.167, SLG: 0.091 11 Jason Bourgeois, R (9, PH) OBP: 0.290, SLG: 0.419	G6-3		BB		F9		G6-3		46 BB 1-2 1B	3 0 0 1	0 0 0 0	0 0 0 1	0 0 0 0	1 0 0 0	0 0 0 0	0 0 0 0
45 Carlos Lee, R (1, 7) OBP: 0.382, SLG: 0.567 95 JB Shuck, L (5, PR) (6, 7) 46 J.R. Towles, R (9, PH) OBP: 0.381, SLG: 0.700		HR	K		1B		P4		93 G6-3 1-2 2-3 BB	3 1 0	1 0 0	2 0 0	1 0 0	0 0 1	1 0 0	1 0 0
22 Bill Hall, R (1, 4) OBP: 0.343, SLG: 0.290 56 Henry Villar, R (6, 1) 93 Drew Locke, R (8, 9) OBP: 0.391, SLG: 0.524	G6-3			23 S 23 HR 1B	K			F9	G6-3 1-2f	3 0 2	1 0 0	1 0 0	0 0 0	0 0 0	1 0 3	1 0 0
23 Chris Johnson, R (1, 5) OBP: 0.417, SLG: 0.563 16 Matt Downs, R (5, 5) (7, 3) OBP: 0.344, SLG: 0.667	71 2B			1-H HR	P4			55 1B	2B	2 2	2 1	2 1	2 0	0 0	0 0	0 1
29 Brett Wallace, L (1, 3) OBP: 0.324, SLG: 0.429 26 Oswaldo Navarro, R (7, 5) OBP: 0.318, SLG: 0.389	K			71 G6-4-3 1B		71 G4-3 2B		F8		3 1	0 0	2 0	0 0	1 0	1 0	1 1
71 Carlos Corporán, S (1, 2) OBP: 0.500, SLG: 0.533 55 Humberto Quintero, R (8, 2) OBP: 0.389, SLG: 0.588 19 Brian Bogusevic, L (8, PR) OBP: 0.194, SLG: 0.258 73 Fernando Rodriguez Jr., (R 1)	2-H 2B			G6-4-3 1-2f		G4-3 2-3		2-H 1B		3 1 0 0	0 0 0 0	1 1 0 0	1 1 0 0	0 0 0 0	0 0 0 0	2 0 0 0
28 Nelson Figueroa, R (1, 1) 4 Jason Michaels, R (4, PH) OBP: 0.500, SLG: 0.714 59 Wilton Lopez, R (5, 1) 1 Anderson Hernandez, S (6, 4) OBP: 0.333, SLG: 0.350	G5-3			HR		K		K2-3 1-2		1 1 0 2	0 1 0 0	0 1 0 0	0 1 0 0	0 0 0 0	0 0 0 2	1 0 0 2
Inning Stats	R: 0 E: 0 K: 1 S: 5 H: 0 LOB: 0 BB: 0 P: 5	R: 2 E: 0 K: 1 S: 8 H: 3 LOB: 1 BB: 0 P: 9	R: 0 E: 0 K: 2 S: 7 H: 0 LOB: 1 BB: 1 P: 11	R: 3 E: 1 K: 1 S: 10 H: 4 LOB: 1 BB: 0 P: 12	R: 0 E: 0 K: 1 S: 6 H: 1 LOB: 1 BB: 0 P: 6	R: 0 E: 0 K: 1 S: 6 H: 1 LOB: 1 BB: 0 P: 6	R: 0 E: 0 K: 1 S: 5 H: 0 LOB: 0 BB: 0 P: 5	R: 1 E: 0 K: 1 S: 7 H: 2 LOB: 1 BB: 0 P: 8	R: 0 E: 0 K: 0 S: 3 H: 1 LOB: 2 BB: 2 P: 11	1B: 5 2B: 4 3B: 0 HR: 3	SF: 0 SAC: 0 DP: 2 HBP: 0						

PITCHER	IP	WLS	BF	H	R	ER	SO	BB	IBB	HBP	BLK	WP	HR	S	P	ERA	WHIP
35 Cole Hamels, L (1, 1) ERA: 4.61	3.2		19	7	5	5	4	1	0	0	0	0	3	27	33	12.27	2.182
47 Scott Mathieson, R (4, 1) ERA: 2.57	1.1		5	1	0	0	2	0	0	0	0	0	0	9	10	0.00	0.750
57 David Herndon, R (6, 1) ERA: 4.76	1.0		4	1	0	0	1	0	0	0	0	0	0	6	6	0.00	1.000
37 Antonio Bastardo, L (7, 1) ERA:	1.0		3	0	0	0	1	0	0	0	0	0	0	5	5	0.00	0.000
62 Dan Meyer, L (8, 1) ERA: 6.75	1.1	W	9	3	1	1	1	2	0	0	0	1	0	9	18	6.75	3.750

PITCHER	IP	WLS	BF	H	R	ER	SO	BB	IBB	HBP	BLK	WP	HR	S	P	ERA	WHIP
94 Tyson Brummett, R (9, 1) ERA:	0.2	S	1	0	0	0	0	0	0	0	0	0	0	1	1	0.00	0.000

Philadelphia Phillies @ Houston Astros

Osceola County Stadium, Kissimmee, FL

Mon Mar 14 2011, 1:08 PM - 4:00 PM EDT

Att. 6,145 - Sunny - 72 F

livebaseballscorecards.com

AB	38
R	6
H	12
RBI	6
BB	3
SO	9
LOB	15

1B: 5	SF: 0	WP: 1	PA: 41
2B: 4	SAC: 0	PB: 0	
3B: 0	DP: 2	SB: 2	
HR: 3	HBP: 0	CS: 0	

Philadelphia Phillies @ Toronto Blue Jays

Florida Auto Exchange Stadium, Dunedin, FL

Tue Mar 15 2011, 1:08 PM - 4:19 PM EDT

Att. 5,561 - Sunny - 74 F

TOP

livebaseballscorecards.com

Batter	1	2	3	4	5	6	7	8	9	AB	R	H	RBI	BB	SO	LOB
11 Jimmy Rollins, S (1, 6) OBP: 0.283, SLG: 0.279	L8	F8		8 2B 29 E 1B		K		63 BB 71 BB 21 2B 1B 1-2 3-H	1-H 3-H 2B	4	1	1	0	0	1	2
7 Michael Martinez, S (6, 8) OBP: 0.306, SLG: 0.444										2	1	2	3	0	0	0
8 Shane Victorino, S (1, 8) OBP: 0.422, SLG: 0.500	K		BBBB 29 HR BB	1-3 29 E 2B		G1-3		BBBB 63 BB 21 2B BB 1-2 2-3	F7	3	2	1	0	1	1	0
71 Freddy Galvis, S (6, 6) OBP: 0.217, SLG: 0.150										1	1	0	0	1	0	1
29 Raul Ibanez, L (1, 7) OBP: 0.368, SLG: 0.556	6 2B 1B		1-H HR	C 3 SAFE X 2-H 3-H G4-1		G3		BBBB 21 2B BB 1-2 2-3 3-H	K	3	2	2	2	0	0	0
63 Brandon Moss, L (5, 7) OBP: 0.250, SLG: 0.278										2	1	0	1	1	1	1
6 Ryan Howard, L (1, 3) OBP: 0.341, SLG: 0.694	1-H 2B		CCC K	G5-3			G5-3	K		3	0	1	1	0	1	0
15 John Mayberry Jr., R (5, 3) OBP: 0.404, SLG: 0.714										2	0	0	0	0	1	3
27 Placido Polanco, R (1, 5) OBP: 0.250, SLG: 0.216	P1		G4-3		P3		P5	1-H 2-H 3-H 2B		1	0	0	0	0	0	1
21 Wilson Valdez, R (2, 5) OBP: 0.514, SLG: 0.636										4	0	1	3	0	0	0
7 Ross Gload, L (1, 10) OBP: 0.444, SLG: 0.657		10 1B 1B	10 1B 1B		P6		K	G4-3		3	0	2	0	0	0	0
65 Jeff Larish, L (7, PH) OBP: 0.182, SLG: 0.300										2	0	0	0	0	1	1
(7, 10)																
10 Ben Francisco, R (1, 9) OBP: 0.429, SLG: 0.737		1-2 1B	1-2 1B		B HR			CCC K	G4-3	3	1	3	1	0	0	0
24 Delwyn Young, S (5, 9) OBP: 0.362, SLG: 0.432										2	0	0	0	0	1	0
51 Carlos Ruiz, R (1, 2) OBP: 0.250, SLG: 0.190	K	G6-3			1B			60 1B 7 1B 2B	BBBB 60 1B 7 2B BB	3	0	1	0	0	1	4
23 Brian Schneider, L (5, 2) OBP: 0.400, SLG: 0.619										1	2	1	0	1	0	0
61 Josh Barfield, R (1, 4) OBP: 0.429, SLG: 0.583	K			F7	F7			71 BB 7 1B 63 BB 1B 2-3	7 2B 1B 1-3	3	0	0	0	0	1	3
60 Pete Orr, L (5, 4) OBP: 0.296, SLG: 0.593										2	2	2	0	0	0	0

	AB	44
	R	13
	H	17
	RBI	11
	BB	4
	SO	9
	LOB	16

Inning Stats										
	R: 1 E: 0 K: 1 S: 7	H: 2 LOB: 1 BB: 0 P: 7	R: 0 E: 0 K: 2 S: 9	H: 2 LOB: 2 BB: 0 P: 9	R: 2 E: 0 K: 1 S: 8	H: 3 LOB: 2 BB: 1 P: 12	R: 2 E: 1 K: 0 S: 6	H: 2 LOB: 0 BB: 0 P: 6	R: 1 E: 0 K: 0 S: 5	H: 2 LOB: 1 BB: 0 P: 6
	R: 0 E: 0 K: 1 S: 5	H: 0 LOB: 0 BB: 0 P: 5	R: 0 E: 0 K: 1 S: 5	H: 0 LOB: 0 BB: 0 P: 5	R: 5 E: 0 K: 2 S: 11	H: 4 LOB: 1 BB: 2 P: 19	R: 2 E: 0 K: 1 S: 7	H: 2 LOB: 1 BB: 1 P: 11	1B: 10 2B: 5 3B: 0 HR: 2	SF: 0 SAC: 0 DP: 0 HBP: 0
	WP: 0 PB: 0 SB: 0 CS: 0	PA: 48								

PITCHER		IP	WLS	BF	H	R	ER	SO	BB	IBB	HBP	BLK	WP	HR	S	P	ERA	WHIP
51 Jesse Litsch, R ERA: 4.5	(1, 1)	3.1		20	9	5	4	4	1	0	0	0	0	1	27	31	10.80	3.000
49 Mike Hinckley, L ERA: 1.69	(4, 1)	0.2		2	0	0	0	0	0	0	0	0	0	0	3	3	0.00	0.000
54 Jason Frasor, R ERA: 3.0	(5, 1)	1.0		5	2	1	1	0	0	0	0	0	0	1	5	6	9.00	2.000
60 Jon Rauch, R ERA:	(6, 1)	1.0		3	0	0	0	1	0	0	0	0	0	0	5	5	0.00	0.000
57 Shawn Camp, R ERA: 2.25	(7, 1)	1.0		3	0	0	0	1	0	0	0	0	0	0	5	5	0.00	0.000

PITCHER		IP	WLS	BF	H	R	ER	SO	BB	IBB	HBP	BLK	WP	HR	S	P	ERA	WHIP
58 Wilfredo Ledezma, L ERA: 13.5	(8, 1)	0.1	L	6	3	5	5	1	2	0	0	0	0	0	6	14	135.00	15.000
46 Winston Abreu, R ERA: 9.0	(8, 1)	1.0		7	3	2	2	1	1	0	0	0	0	0	8	12	18.00	4.000
83 Ross Buckwalter, R ERA:	(9, 1)	0.2		2	0	0	0	1	0	0	0	0	0	0	4	4	0.00	0.000

Batter	1	2	3	4	5	6	7	8	9	AB	R	H	RBI	BB	SO	LOB
11 Rajai Davis, R (1, 8) OBP: 0.395, SLG: 0.714	B C S B X 2-2 HR	X 0-0 ③ F7		X 0-0 5 FC6-4 1-2 2-3 1B		X 0-0 19 BB 28 SF7 2-H 2B	X 0-0 2-H 3-H 3B		X 0-0 ③ F7	4	1	3	2	0	0	0
43 Anthony Gose, L (6, PR) OBP: 0.423, SLG: 0.524 (7, 8)										2	1	1	2	0	0	2
5 Yunel Escobar, R (1, 6) OBP: 0.471, SLG: 0.448	S S S 0-3 ① K		X 0-0 ① P3	X 0-0 ③ FC6-4 1-2f		B B B B 4-0 28 SF7 19 BB BB	X 0-0 ③ F7			3	0	0	0	1	1	3
68 Jonathan Diaz, R (6, PR) OBP: 0.233, SLG: 0.241 (7, 6)										1	0	0	0	0	0	2
19 José Bautista, R (1, 5) OBP: 0.485, SLG: 0.769	S S S 0-3 ② K		X 0-0 ② G5-3		B B B B 4-0 10 PB 45 1B BB	B B B B 4-0 28 SF7 1-2 2-3 BB		X 0-0 ① G3		2	1	0	0	2	1	0
13 Brett Lawrie, R (6, PR) OBP: 0.379, SLG: 0.643 (7, 5)										1	0	0	0	0	0	0
26 Adam Lind, L (1, 3) OBP: 0.433, SLG: 0.538	X 0-0 10 E 10 1B 45 1B 1B	X 0-0 1B	X 0-0	X 0-0 ① F7	X 0-0 ② SF7 1-2 2-3 3-H	X 0-0 ② G6-3				3	1	2	0	0	0	1
28 David Cooper, L (6, PH) OBP: 0.393, SLG: 0.333 (7, 3)										1	0	0	1	0	0	0
10 Edwin Encarnación, R (1, 10) OBP: 0.263, SLG: 0.457	X 0-0 E5 20 WP 45 1B 1-3 1B	X 0-0 ③ P4		B B B B 4-0 45 1B 1-2 BB	S S S 0-3 ③ K		C C C 0-3 ③ K		3	0	1	0	1	1	4
16 Corey Patterson, L (8, PH) OBP: 0.172, SLG: 0.276 (9, 10)										1	0	0	0	0	1	0
45 Travis Snider, L (1, 7) OBP: 0.500, SLG: 0.565	X 0-0 20 WP 1-2 3-H 1B		C C C 0-3 ① K	X 0-0 20 G6-4-3 1-2 2-H 1B		B B B B 4-0 15 SH1-3 20 1B 43 3B BB		X 0-0 ① F8	3	0	2	2	0	1	0
62 Eric Thames, L (5, PR) OBP: 0.357, SLG: 0.543 (6, 7)										1	1	0	0	1	0	0
20 Juan Rivera, R (1, 9) OBP: 0.393, SLG: 0.423	D X 1-0 ③ F8 1-2 2-3			X 0-0 ② ③ 11 1B 6 E 1B	X 0-0 ② ③ G6-4-3 1-2f		X 0-0 15 SH1-3 43 3B 1-2 1B	X 0-0 ② F7		4	0	2	0	0	0	4
70 John Tolisano, S (7, PR) OBP: 0.333, SLG: 0.400 (8, 9)										1	1	0	0	0	0	0
9 J.P. Arencibia, R (1, 2) OBP: 0.211, SLG: 0.125		X 0-0 ① F9		X 0-0 ② F7		X 0-0 ① F8	X 0-0 SH1-3 1-2 2-3 ①		B B B B 4-0 18 1B BB	3	0	0	0	0	0	1
15 Travis d'Arnaud, R (7, 2) OBP: 0.200, SLG: 0.111										0	0	0	0	1	0	0
6 John McDonald, R (1, 4) OBP: 0.320, SLG: 0.333		X 0-0 ② G6-3		X 0-0 E5 11 1B 1-2		X 0-0 11 2B 2B	X 0-0 ② G5-3		X 0-0 1-2 1B	3	0	1	0	0	0	1
18 Mike McCoy, R (6, PR) OBP: 0.367, SLG: 0.400 (7, 4)										2	1	1	0	0	0	3
Inning Stats	R: 2 E: 1 K: 2 S: 13 H: 4 LOB: 2 BB: 0 P: 16	R: 0 E: 0 K: 0 S: 3 H: 0 LOB: 0 BB: 0 P: 3	R: 0 E: 0 K: 0 S: 4 H: 1 LOB: 1 BB: 0 P: 4	R: 0 E: 1 K: 1 S: 8 H: 2 LOB: 3 BB: 0 P: 8	R: 1 E: 0 K: 0 S: 3 H: 1 LOB: 2 BB: 2 P: 11	R: 2 E: 0 K: 1 S: 7 H: 2 LOB: 3 BB: 2 P: 15	R: 2 E: 0 K: 0 S: 5 H: 2 LOB: 2 BB: 1 P: 9	R: 0 E: 0 K: 1 S: 5 H: 0 LOB: 0 BB: 0 P: 5	R: 0 E: 0 K: 0 S: 4 H: 1 LOB: 2 BB: 1 P: 8	1B: 9 2B: 2 3B: 1 HR: 1 SF: 1 SAC: 1 DP: 1 HBP: 0						

PITCHER		IP	WLS	BF	H	R	ER	SO	BB	IBB	HBP	BLK	WP	HR	S	P	ERA	WHIP
56 Joe Blanton, R ERA: 3.45	(1, 1)	4.0		20	7	2	2	3	0	0	0	0	1	1	28	31	4.50	1.750
55 Danys Baez, R ERA: 1.23	(5, 1)	1.0		5	1	1	1	0	2	0	0	0	0	0	3	11	9.00	3.000
46 Ryan Madson, R ERA: 3.0	(6, 1)	1.0	H	7	2	2	2	1	2	0	0	0	0	0	7	15	18.00	4.000
16 J.C. Romero, L ERA: 3.6	(7, 1)	1.0	W	6	2	2	2	0	1	0	0	0	0	0	5	9	18.00	3.000
52 Jose Contreras, R ERA: 1.8	(8, 1)	1.0		3	0	0	0	1	0	0	0	0	0	0	5	5	0.00	0.000

PITCHER		IP	WLS	BF	H	R	ER	SO	BB	IBB	HBP	BLK	WP	HR	S	P	ERA	WHIP
84 Juan Pablo Perez, L ERA: 1.69	(9, 1)	1.0		5	1	0	0	0	1	0	0	0	0	0	4	8	0.00	2.000

BOTTOM

Philadelphia Phillies @ Toronto Blue Jays

Florida Auto Exchange Stadium, Dunedin, FL

Tue Mar 15 2011, 1:08 PM - 4:19 PM EDT

Att. 5,561 - Sunny - 74 F

livebaseballscorecards.com

AB	38
R	7
H	13
RBI	7
BB	6
SO	5
LOB	21

1B: 9	SF: 1	WP: 1	PA: 46
2B: 2	SAC: 1	PB: 1	
3B: 1	DP: 1	SB: 0	
HR: 1	HBP: 0	CS: 0	

Batter	1	2	3	4	5	6	7	8	9	AB	R	H	RBI	BB	SO	LOB
11 Rajai Davis, R (1, 8) OBP: 0.381, SLG: 0.676	C C C 0-3 ① K		B B B B 4-0 5 WP BB	X 0-0 ② SF8 3-H		X 0-0 ③ P5		X 0-0 13 FC4-6 18 1B 1-3 1B		2	0	0	1	1	1	1
16 Corey Patterson, L (6, 8) OBP: 0.206, SLG: 0.294										1	0	1	0	0	0	0
5 Yunel Escobar, R (1, 6) OBP: 0.447, SLG: 0.424	S S S 0-3 ② K		B X 1-0 ③ G5-3 1-2 2-3	X 0-0 ③ G5-3			X 0-0 19 G5-4-3 1B	X 0-0 13 FC4-6 1-2 3-H 1B		4	0	1	0	0	1	3
18 Mike McCoy, R (7, PR) OBP: 0.353, SLG: 0.379										1	0	1	1	0	0	0
(7, 6)																
19 José Bautista, R (1, 5) OBP: 0.432, SLG: 0.667	X 0-0 ③ F7			X 0-0 E5 26 2B	C C C 0-3 ① K		X 0-0 ①② G5-4-3 1-2f	X 0-0 ② FC4-6 1-2f 2-3		4	1	0	0	0	1	1
13 Brett Lawrie, R (7, 5) OBP: 0.387, SLG: 0.621										1	0	0	0	0	0	2
26 Adam Lind, L (1, 10) OBP: 0.471, SLG: 0.633		X 0-0 20 G6-4-3 1B		X 0-0 20 HR 2-H 2B	X 0-0 ② G4-3		X 0-0 20 1B 2B	C C C 0-3 ③ K		4	1	3	1	0	0	0
62 Eric Thames, L (7, PR) OBP: 0.340, SLG: 0.487										1	1	0	0	0	1	2
(7, 10)																
20 Juan Rivera, R (1, 9) OBP: 0.438, SLG: 0.567		X 0-0 ①② G6-4-3 1-2f	S S B B X 2-2 2-H HR	X 0-0 10 CS 45 BB 1B		X 0-0 45 1B 2-H 1B	S S S 0-3 ① K		4	1	3	3	0	0	1
70 John Tolisano, S (7, PR) OBP: 0.250, SLG: 0.286										1	0	0	0	0	1	0
(7, 9)																
45 Travis Snider, L (1, 7) OBP: 0.500, SLG: 0.538		S S S 0-3 ③ K	S S S 0-3 ① K	B B B B 4-0 1-2 BB		X 0-0 1-3 1B	C C C 0-3 ② K		3	0	1	0	1	2	0
Adam Loewen, L (7, PR) OBP: 0.250, SLG: 0.250										1	0	0	0	0	1	0
(7, 7)																
10 Edwin Encarnación, R (1, 3) OBP: 0.267, SLG: 0.571		X 0-0 ① G5-3	B B X 2-0 HR	S 0-1 ③ CS 2-3	X 0-0 ① F8	X 0-0 ③ F8		X 0-0 2B	4	1	1	1	0	0	3
Jason Lane, R (7, 3) OBP: 0.400, SLG: 0.600									1	0	1	0	0	0	0	
9 J.P. Arencibia, R (1, 2) OBP: 0.244, SLG: 0.158		X 0-0 ② P3	X 0-0 6 2B 11 SF8 1B		X 0-0 ② F7		X 0-0 ① G5-3	S S S 0-3 ③ K	3	1	1	0	0	0	0
14 Ryan Budde, R (7, 2) OBP: 0.125, SLG: 0.067									2	0	0	0	0	1	1
6 John McDonald, R (1, 4) OBP: 0.379, SLG: 0.464		X 0-0 5 WP 2B	X 0-0 1-3 2B		X 0-0 1B		X 0-0 E6 16 1B 18 1B		4	0	3	0	0	0	0
43 Anthony Gose, L (8, PR) OBP: 0.423, SLG: 0.524									0	1	0	0	0	0	0
68 Jonathan Diaz, R (8, 4) OBP: 0.242, SLG: 0.250									0	0	0	0	0	0	0
Inning Stats	R: 0 E: 0 K: 2 S: 7 H: 0 LOB: 0 BB: 0 P: 7	R: 0 E: 0 K: 1 S: 5 H: 1 LOB: 0 BB: 0 P: 5	R: 0 E: 0 K: 0 S: 4 H: 1 LOB: 2 BB: 1 P: 9	R: 5 E: 1 K: 1 S: 13 H: 5 LOB: 1 BB: 0 P: 17	R: 0 E: 0 K: 1 S: 6 H: 1 LOB: 1 BB: 1 P: 10	R: 0 E: 0 K: 0 S: 4 H: 1 LOB: 1 BB: 0 P: 4	R: 1 E: 0 K: 0 S: 6 H: 4 LOB: 3 BB: 0 P: 6	R: 1 E: 1 K: 1 S: 8 H: 2 LOB: 2 BB: 0 P: 8	R: 0 E: 0 K: 3 S: 10 H: 1 LOB: 1 BB: 0 P: 10	1B: 9 2B: 5 3B: 0 HR: 2	SF: 1 SAC: 0 DP: 2 HBP: 0					

PITCHER		IP	WLS	BF	H	R	ER	SO	BB	IBB	HBP	BLK	WP	HR	S	P	ERA	WHIP
33 Cliff Lee, L ERA: 5.54	(1, 1)	4.0	L	20	7	5	3	4	1	0	0	0	1	2	29	38	6.75	2.000
37 Antonio Bastardo, L ERA:	(5, 1)	1.0		4	1	0	0	1	1	0	0	0	0	0	6	10	0.00	2.000
38 Kyle Kendrick, R ERA: 4.5	(6, 1)	3.0		16	7	2	1	1	0	0	0	0	0	0	18	18	3.00	2.333
59 Mike Zagurski, L ERA: 1.29	(9, 1)	1.0		4	1	0	0	3	0	0	0	0	0	0	10	10	0.00	1.000

PITCHER	IP	WLS	BF	H	R	ER	SO	BB	IBB	HBP	BLK	WP	HR	S	P	ERA	WHIP

TOP

Toronto Blue Jays @ Philadelphia Phillies

Bright House Field, Clearwater, FL

Thu Mar 17 2011, 1:09 PM - 3:45 PM EDT

Att. 10,816 - Sunny - 71 F

livebaseballscorecards.com

AB	41
R	7
H	16
RBI	7
BB	2
SO	9
LOB	14

WP: 1	PA: 45		
PB: 0			
SB: 0			
CS: 1			

BOTTOM

Batter	1	2	3	4	5	6	7	8	9	AB	R	H	RBI	BB	SO	LOB
11 Jimmy Rolls, S (1, 6) OBP: 0.286, SLG: 0.283	x 0-0 8 HR 1B	x 0-0 ③ FC6-4 1-2f			x 0-0 ② F7		S S S 0-3 ③ K		x 0-0 1-H HR	3	1	1	0	0	0	2
71 Freddy Galvis, S (6, 6) OBP: 0.240, SLG: 0.318										2	1	1	2	0	1	2
8 Shane Victorino, S (1, 8) OBP: 0.417, SLG: 0.561	S B B B X 3-1 1-H HR		x 0-0 ① F9		x 0-0 ③ P4			x 0-0 HR	x 0-0 ③ G5-3	3	1	1	2	0	0	0
38 Kyle Kendrick, R (6, 1)										0	0	0	0	0	0	0
85 Erik Kratz, R (8, PH) OBP: 0.167, SLG: 0.417 (9, 2)										2	1	1	1	0	0	0
29 Raul Ibanez, L (1, 7) OBP: 0.341, SLG: 0.513	S S S 0-3 ① K		x 0-0 ② G4-3			C C C 0-3 ① K		S S S 0-3 ① K		3	0	0	0	0	2	0
24 Delwyn Young, S (7, 7) OBP: 0.354, SLG: 0.422										1	0	0	0	0	1	0
6 Ryan Howard, L (1, 3) OBP: 0.318, SLG: 0.641	x 0-0 ② P4		S S S 0-3 ③ K			x 0-0 ② G4-3		B B B B 4-0 G3 BB		3	0	0	0	0	1	0
15 John Mayberry Jr., R (7, 3) OBP: 0.417, SLG: 0.714										0	0	0	0	1	0	0
10 Ben Francisco, R (1, 9) OBP: 0.400, SLG: 0.683	x 0-0 ③ F7			x 0-0 ① F9		x 0-0 ③ G5-3		x 0-0 ② G3 1-2		3	0	0	0	0	0	0
Cory Sullivan, L (7, 9) OBP: 0.600, SLG: 1.400										1	0	0	0	0	0	1
51 Carlos Ruiz, R (1, 2) OBP: 0.259, SLG: 0.174		x 0-0 ① G5-3		S S S 0-3 ② K			B B B B 4-0 7 1B BB	x 0-0 ③ F8		2	0	0	0	1	1	0
77 Tuffy Gosewisch, R (7, PR) OBP: 0.500, SLG: 0.714 (8, 2)										1	0	0	0	0	0	1
59 Mike Zagurski, L (9, 1)										0	0	0	0	0	0	0
61 Josh Barfield, R (1, 5) OBP: 0.419, SLG: 0.593		x 0-0 33 1B 2B		x 0-0 ③ F8			S S S 0-3 ① K		S S S 0-3 ① K2-3	3	0	1	0	0	1	1
60 Pete Orr, L (8, 5) OBP: 0.286, SLG: 0.571										1	0	0	0	0	1	0
7 Michael Martinez, S (1, 4) OBP: 0.325, SLG: 0.525		x 0-0 ② G6-3			S X 0-1 HR		x 0-0 1-2 1B		x 0-0 ② F8	4	1	2	1	0	0	1
33 Cliff Lee, L (1, 1) OBP: 1.000, SLG: 1.000		x 0-0 11 FC6-4 2-3 1B			x 0-0 ① F8		x 0-0 ② F8		x 0-0 71 HR 1B	1	0	1	0	0	0	0
37 Antonio Bastardo, R (5, 1)										0	0	0	0	0	0	0
21 Wilson Valdez, R (5, PH) OBP: 0.500, SLG: 0.611 (6, 8)										3	1	1	0	0	0	2
Inning Stats	R: 2 E: 0 K: 1 S: 8 H: 2 LOB: 0 BB: 0 P: 11	R: 0 E: 0 K: 0 S: 5 H: 2 LOB: 2 BB: 0 P: 5	R: 0 E: 0 K: 1 S: 5 H: 0 LOB: 0 BB: 0 P: 5	R: 0 E: 0 K: 1 S: 5 H: 0 LOB: 0 BB: 0 P: 5	R: 1 E: 0 K: 0 S: 5 H: 1 LOB: 0 BB: 0 P: 5	R: 0 E: 0 K: 1 S: 5 H: 0 LOB: 0 BB: 0 P: 5	R: 0 E: 0 K: 2 S: 8 H: 1 LOB: 2 BB: 1 P: 12	R: 1 E: 0 K: 1 S: 6 H: 1 LOB: 1 BB: 1 P: 10	R: 2 E: 0 K: 1 S: 7 H: 2 LOB: 0 BB: 0 P: 7	1B: 4 2B: 1 3B: 0 HR: 4 SF: 0 SAC: 0 DP: 0 HBP: 0							

PITCHER		IP	WLS	BF	H	R	ER	SO	BB	IBB	HBP	BLK	WP	HR	S	P	ERA	WHIP
37 Jo-Jo Reyes, L ERA: 3.46	(1, 1)	5.0	W	20	5	3	3	3	0	0	0	0	0	2	28	31	5.40	1.000
60 Jon Rauch, R ERA:	(6, 1)	1.0	H	3	0	0	0	1	0	0	0	0	0	0	5	5	0.00	0.000
25 David Purcey, L ERA: 3.86	(7, 1)	2.0	H	10	2	1	1	3	2	0	0	0	0	1	14	22	4.50	2.000
49 Mike Hinckley, L ERA: 4.26	(9, 1)	1.0	S	5	2	2	2	1	0	0	0	0	0	1	7	7	18.00	2.000

PITCHER	IP	WLS	BF	H	R	ER	SO	BB	IBB	HBP	BLK	WP	HR	S	P	ERA	WHIP

Toronto Blue Jays @ Philadelphia Phillies

Bright House Field, Clearwater, FL

Thu Mar 17 2011, 1:09 PM - 3:45 PM EDT

Att. 10,816 - Sunny - 71 F

livebaseballscorecards.com

AB	36
R	6
H	9
RBI	6
BB	2
SO	8
LOB	10

1B: 4 SF: 0
2B: 1 SAC: 0
3B: 0 DP: 0
HR: 4 HBP: 0

WP: 0 PA: 38
PB: 0
SB: 0
CS: 0

Batter	1	2	3	4	5	6	7	8	9	AB	R	H	RBI	BB	SO	LOB
76 Corey Wimberly, S (1, 8) OBP: 0.353, SLG: 0.214	S X 0-1 ① G5-3		X 0-0 ② G6-3 1-2 3-H		X 0-0 ② FC4-6 1-2f 2-3			S S C 0-3 ① K		4	0	0	1	0	1	3
90 Starling Marte, R (8, 8) OBP: 0.500, SLG: 0.500										0	0	0	0	0	0	0
14 John Bowker, L (1, 7) OBP: 0.276, SLG: 0.586	X 0-0 ② G4-3		X 0-0 51 1B 2B 2-H		X 0-0 ③ G1-3			S S S 0-3 ② K		4	0	1	1	0	1	2
30 Evan Chambers, R (8, 7)										0	0	0	0	0	0	0
51 Steve Pearce, R (1, 9) OBP: 0.343, SLG: 0.419	S S S 0-3 ③ K		X 0-0 ③ 1B 2-H			X 0-0 ① F9		B B B B 4-0 78 CS BB		3	0	1	0	1	1	0
60 Michael Crotta, R (8, 1)										0	0	0	0	0	0	0
63 Chris Leroux, L (9, 1)										0	0	0	0	0	0	0
41 Ryan Doumit, S (1, 2) OBP: 0.261, SLG: 0.263		H 1-0 10 G5-4-3 HBP		X 0-0 ① F7		S S S 0-3 ② K		B 1-0 ③ CS 1-2	X 0-0 48 G6-3 1B	2	0	0	0	0	1	0
78 Wyatt Toregas, R (6, 2) OBP: 0.455, SLG: 0.455										1	0	1	0	0	0	0
10 Garrett Atkins, R (1, 5) OBP: 0.188, SLG: 0.300		X 0-0 ① ② G5-4-3 1-2f		S S S 0-3 ② K		S S C 0-3 ③ K			X 0-0 ① G6-3 1-2	3	0	0	0	0	2	1
48 Jose Veras, R (6, 1)										0	0	0	0	0	0	0
48 Cole White, R (8, 9) OBP: 0.500, SLG: 0.500										1	0	0	0	0	0	1
12 Andy Marte, R (1, 3) OBP: 0.500, SLG: 0.609		X 0-0 ③ P3		X 0-0 ③ P6			X 0-0 1B		X 0-0 ② P4	3	0	1	0	0	0	0
75 Jeremy Farrell, R (8, 5)										1	0	0	0	0	0	1
10 Joshua Rodriguez, R (1, 6) OBP: 0.480, SLG: 0.350			X 0-0 32 FC5-4 3 E 76 G6-3 1B		X 0-0 76 FC4-6 3 1B 1B		X 0-0 ① F8		X 0-0 ③ F8	3	1	2	0	0	0	1
87 Jordy Mercer, R (8, 6) OBP: 0.333, SLG: 0.200										1	0	0	0	0	0	1
3 Pedro Ciriaco, R (1, 4) OBP: 0.333, SLG: 0.438			X 0-0 E5 32 FC5-4 1-2		X 0-0 76 FC4-6 1B 1-2		X 0-0 ② P3			3	0	1	0	0	0	2
85 Josh Harrison, R (8, 4)										0	0	0	0	0	0	0
32 Brad Lincoln, L (1, 1) OBP: 0.500, SLG: 0.500			X 0-0 ① FC5-4 76 G6-3 14 2B 1-2f 2-3		S S L 0-3 ① K		X 0-0 ③ G2-3			1	1	0	0	0	0	2
30 Chris Resop, R (3, 1)										1	0	0	0	0	1	2
17 Josh Fields, R (6, 5) OBP: 0.290, SLG: 0.160										1	0	0	0	0	0	1
(8, 3)																
Inning Stats	R: 0 E: 0 K: 1 S: 6 H: 0 LOB: 0 BB: 0 P: 6	R: 0 E: 0 K: 0 S: 2 H: 0 LOB: 0 BB: 0 P: 3	R: 2 E: 1 K: 0 S: 6 H: 3 LOB: 2 BB: 0 P: 6	R: 0 E: 0 K: 1 S: 5 H: 0 LOB: 0 BB: 0 P: 5	R: 0 E: 0 K: 1 S: 7 H: 2 LOB: 2 BB: 0 P: 7	R: 0 E: 0 K: 2 S: 7 H: 0 LOB: 0 BB: 0 P: 7	R: 0 E: 0 K: 0 S: 4 H: 1 LOB: 1 BB: 0 P: 4	R: 0 E: 0 K: 2 S: 6 H: 0 LOB: 0 BB: 1 P: 11	R: 0 E: 0 K: 0 S: 4 H: 1 LOB: 1 BB: 0 P: 4	1B: 6 2B: 1 3B: 0 HR: 0 SF: 0 SAC: 0 DP: 1 HBP: 1						

PITCHER		IP	WLS	BF	H	R	ER	SO	BB	IBB	HBP	BLK	WP	HR	S	P	ERA	WHIP
44 Roy Oswalt, R ERA: 3.38	(1, 1)	6.0		23	5	2	0	5	0	0	1	0	0	0	33	34	0.00	0.833
52 Jose Contreras, R ERA: 1.5	(7, 1)	1.0		4	1	0	0	0	0	0	0	0	0	0	4	4	0.00	1.000
16 J.C. Romero, L ERA: 3.0	(8, 1)	1.0		3	0	0	0	2	1	0	0	0	0	0	6	11	0.00	1.000
46 Ryan Madson, R ERA: 2.57	(9, 1)	1.0	W	4	1	0	0	0	0	0	0	0	0	0	4	4	0.00	1.000

PITCHER	IP	WLS	BF	H	R	ER	SO	BB	IBB	HBP	BLK	WP	HR	S	P	ERA	WHIP

TOP

Pittsburgh Pirates @ Philadelphia Phillies
Bright House Field, Clearwater, FL
Fri Mar 18 2011, 1:09 PM - 3:43 PM EDT
Att. 10,828 - Sunny - 74 F

livebaseballscorecards.com

AB	32
R	2
H	7
RBI	2
BB	1
SO	7
LOB	17



Batter	1	2	3	4	5	6	7	8	9	AB	R	H	RBI	BB	SO	LOB
11 Jimmy Rollins, S (1, 6) OBP: 0.288, SLG: 0.271	BBBB 4-0 6 2B BB		x 0-0 G1 ② 2-3		x 0-0 F8 ①		x 0-0 61 CS ② 1-2 1B			2	0	0	0	1	0	2
21 Wilson Valdez, R (6, 6) OBP: 0.512, SLG: 0.622										1	0	1	0	0	0	0
8 Shane Victorino, S (1, 8) OBP: 0.412, SLG: 0.568	x 0-0 F8 ①		x 0-0 3-H 2B		x 0-0 F7 ②		B 1-0 CS ③ 1-2	x 0-0 F8 ①		3	0	1	1	0	0	2
61 Josh Barfield, R (6, 8) OBP: 0.406, SLG: 0.571										1	0	0	0	0	0	0
29 Raul Ibanez, L (1, 7) OBP: 0.318, SLG: 0.476	x 0-0 F7 ②		x 0-0 G3-1 ③		x 0-0 G4-3 ③			x 0-0 F7 ②		3	0	0	0	0	0	3
24 Delwyn Young, S (6, 7) OBP: 0.347, SLG: 0.413										1	0	0	0	0	0	0
6 Ryan Howard, L (1, 3) OBP: 0.340, SLG: 0.667	x 0-0 1-H 2B ③			x 0-0 60 1B 1B		x 0-0 F8 ①		SSS 0-3 K ③		3	0	2	0	0	0	0
15 John Mayberry Jr., R (7, 3) OBP: 0.408, SLG: 0.698										1	0	0	0	0	1	0
7 Ross Gload, L (1, 9) OBP: 0.410, SLG: 0.605		x 0-0 F7 ①		x 0-0 F9 ①		x 0-0 G4-3 ②			x 0-0 85 FC5 60 1B 1B	3	0	0	0	0	0	1
10 Ben Francisco, R (7, 9) OBP: 0.413, SLG: 0.690										1	0	1	0	0	0	0
60 Pete Orr, L (1, 5) OBP: 0.344, SLG: 0.625		x 0-0 G3 ②		x 0-0 1-2 1B		x 0-0 2B			x 0-0 7 G4-3 85 FC5 77 1B 1-2 1B	4	1	3	0	0	0	0
51 Carlos Ruiz, R (1, 2) OBP: 0.233, SLG: 0.154		x 0-0 F7 ③		SSS 0-3 K ②		x 0-0 G6-3 ③			x 0-0 FC5 ① 7 G4-3 77 1B 1-2 2-3f	3	0	0	0	0	1	3
52 Jose Contreras, R (7, 1)										0	0	0	0	0	0	0
16 J.C. Romero, S (8, 1)										0	0	0	0	0	0	0
46 Ryan Madson, L (9, 1)										0	0	0	0	0	0	0
85 Erik Kratz, R (9, PH) OBP: 0.154, SLG: 0.385										1	1	0	0	0	0	2
7 Michael Martinez, S (1, 4) OBP: 0.341, SLG: 0.500			BBBB 4-0 11 G1 44 SH3-4 8 2B BB	SSC 0-3 K ③			BBBB 4-0 21 1B BB		x 0-0 G4-3 ② 1-2 2-3	2	1	0	0	2	1	4
44 Roy Oswalt, R (1, 1)			x 0-0 SH3-4 ① 1-2		BBBB 4-0 BB		x 0-0 F8 ①		x 0-0 2-H 3-H 1B	0	0	0	0	1	0	0
77 Tuffy Gosewisch, R (7, 2) OBP: 0.500, SLG: 0.667										2	0	1	2	0	0	1
Inning Stats	R: 0 E: 0 K: 0 S: 3 H: 1 LOB: 2 BB: 1 P: 7	R: 0 E: 0 K: 0 S: 3 H: 0 LOB: 0 BB: 0 P: 3	R: 1 E: 0 K: 0 S: 4 H: 1 LOB: 1 BB: 1 P: 8	R: 0 E: 0 K: 2 S: 9 H: 2 LOB: 2 BB: 0 P: 9	R: 0 E: 0 K: 0 S: 3 H: 0 LOB: 1 BB: 1 P: 7	R: 0 E: 0 K: 0 S: 4 H: 1 LOB: 1 BB: 0 P: 4	R: 0 E: 0 K: 0 S: 2 H: 1 LOB: 0 BB: 1 P: 7	R: 0 E: 0 K: 1 S: 5 H: 0 LOB: 0 BB: 0 P: 5	R: 2 E: 0 K: 0 S: 5 H: 3 LOB: 1 BB: 0 P: 5	1B: 6 2B: 3 3B: 0 HR: 0	SF: 0 SAC: 1 DP: 0 HBP: 0						

PITCHER	IP	WLS	BF	H	R	ER	SO	BB	IBB	HBP	BLK	WP	HR	S	P	ERA	WHIP
32 Brad Lincoln, R (1, 1) ERA: 3.38	2.2		10	1	1	1	0	2	0	0	0	0	0	8	16	3.38	1.125
30 Chris Resop, R (3, 1) ERA: 1.93	2.1	H	11	3	0	0	2	1	0	0	0	0	0	14	18	0.00	1.714
48 Jose Veras, R (6, 1) ERA: 2.0	2.0	H	7	2	0	0	0	1	0	0	0	0	0	6	11	0.00	1.500
60 Michael Crotta, R (8, 1) ERA:	1.0	H	3	0	0	0	1	0	0	0	0	0	0	5	5	0.00	0.000
63 Chris Leroux, R (9, 1) ERA: 5.4	0.2	L	5	3	2	2	0	0	0	0	0	0	0	5	5	27.00	4.500

PITCHER	IP	WLS	BF	H	R	ER	SO	BB	IBB	HBP	BLK	WP	HR	S	P	ERA	WHIP

BOTTOM

Pittsburgh Pirates @ Philadelphia Phillies

Bright House Field, Clearwater, FL

Fri Mar 18 2011, 1:09 PM - 3:43 PM EDT

Att. 10,828 - Sunny - 74 F

livebaseballscorecards.com

AB	31
R	3
H	9
RBI	3
BB	4
SO	3
LOB	18

1B: 6	SF: 0	WP: 0	PA: 37
2B: 3	SAC: 1	PB: 0	
3B: 0	DP: 0	SB: 0	
HR: 0	HBP: 0	CS: 1	

Philadelphia Phillies @ Baltimore Orioles

Ed Smith Stadium, Sarasota, FL

Sat Mar 19 2011, 1:10 PM - 3:52 PM EDT

Att. 8,549 - Sunny - 75 F

TOP

livebaseballscorecards.com

Batter	1	2	3	4	5	6	7	8	9	AB	R	H	RBI	BB	SO	LOB
11 Jimmy Rollins, S (1, 6) OBP: 0.273, SLG: 0.255	G4-3		G3		P5		1B 24 E 2B		F7	3	0	0	0	0	0	2
7 Michael Martinez, S (5, 6) OBP: 0.348, SLG: 0.523										2	1	1	0	0	0	0
8 Shane Victorino, S (1, 8) OBP: 0.426, SLG: 0.638	K		29 G4-3 29 S 1B		1-H 2-H HR		2-3 24 E 1B		F8	3	1	2	3	0	1	0
Cory Sullivan, L (5, 8) OBP: 0.571, SLG: 1.143										2	0	1	0	0	0	0
29 Raul Ibanez, L (1, 7) OBP: 0.298, SLG: 0.444	K		G4-3 1-3		F9		E5 1-2 3-H			3	0	0	0	0	1	1
24 Delwyn Young, S (5, 7) OBP: 0.340, SLG: 0.404										1	0	0	1	0	0	1
7 Ross Gload, L (1, 10) OBP: 0.395, SLG: 0.571		15 HR 1B	F7		K		K			4	1	1	0	0	2	3
10 Ben Francisco, R (1, 9) OBP: 0.380, SLG: 0.630		P5		G6-3	K		K			4	0	0	0	0	2	3
15 John Mayberry Jr., R (1, 3) OBP: 0.396, SLG: 0.723		1-H HR		G3-1		G6-3		G6-3		4	1	1	2	0	0	0
60 Pete Orr, L (1, 5) OBP: 0.343, SLG: 0.600										3	0	1	0	0	0	0
21 Wilson Valdez, R (6, 5) OBP: 0.500, SLG: 0.605		61 S 1B		F7		G3		G4-3		1	0	0	0	0	0	0
61 Josh Barfield, R (1, 4) OBP: 0.389, SLG: 0.516		F8 1-2			85 BB 8 HR BB		K	K		3	1	0	0	1	2	1
85 Erik Kratz, R (1, 2) OBP: 0.250, SLG: 0.600		F8			1-2 8 HR BB		HR		F9	2	2	1	1	1	0	1
77 Tuffy Gosewisch, R (7, 2) OBP: 0.455, SLG: 0.600										1	0	0	0	0	0	0
Inning Stats	R: 0 E: 0 K: 2 S: 7 H: 0 LOB: 0 BB: 0 P: 7	R: 2 E: 0 K: 0 S: 9 H: 3 LOB: 1 BB: 0 P: 12	R: 0 E: 0 K: 0 S: 5 H: 1 LOB: 1 BB: 0 P: 5	R: 0 E: 0 K: 0 S: 3 H: 0 LOB: 0 BB: 0 P: 3	R: 3 E: 0 K: 1 S: 7 H: 1 LOB: 0 BB: 2 P: 15	R: 0 E: 0 K: 1 S: 5 H: 0 LOB: 0 BB: 0 P: 5	R: 2 E: 1 K: 3 S: 14 H: 3 LOB: 2 BB: 0 P: 14	R: 0 E: 0 K: 1 S: 5 H: 0 LOB: 0 BB: 0 P: 5	R: 0 E: 0 K: 0 S: 3 H: 0 LOB: 0 BB: 0 P: 3	1B: 4 2B: 1 3B: 0 HR: 3	SF: 0 SAC: 0 DP: 0 HBP: 0						

	AB	36
	R	7
	H	8
	RBI	7
	BB	2
	SO	8
	LOB	12

WP: 0 PB: 0 SB: 2 CS: 0 PA: 38

PITCHER		IP	WLS	BF	H	R	ER	SO	BB	IBB	HBP	BLK	WP	HR	S	P	ERA	WHIP
34 Jake Arrieta, R ERA: 5.4	(1, 1)	4.1		19	4	4	4	2	2	0	0	0	0	1	25	36	8.31	1.385
57 Clay Rapada, L ERA: 5.4	(5, 1)	0.2	B	3	1	1	1	1	0	0	0	0	0	1	6	6	13.50	1.500
43 Jim Johnson, R ERA: 1.8	(6, 1)	1.0		3	0	0	0	1	0	0	0	0	0	0	5	5	0.00	0.000
51 Michael Gonzalez, L ERA: 5.4	(7, 1)	1.0	L	7	3	2	2	3	0	0	0	0	0	1	14	14	18.00	3.000
56 David Riske, R ERA: 5.63	(8, 1)	2.0		6	0	0	0	1	0	0	0	0	0	0	8	8	0.00	0.000

PITCHER	IP	WLS	BF	H	R	ER	SO	BB	IBB	HBP	BLK	WP	HR	S	P	ERA	WHIP

BOTTOM

Philadelphia Phillies @ Baltimore Orioles

Ed Smith Stadium, Sarasota, FL

Sat Mar 19 2011, 1:10 PM - 3:52 PM EDT

Att. 8,549 - Sunny - 75 F

livebaseballscorecards.com

Batter	1	2	3	4	5	6	7	8	9	AB	R	H	RBI	BB	SO	LOB
11 Robert Andino, R (1, 4) OBP: 0.319, SLG: 0.500	0-0 25 S 10 BB 27 1B 1B	0-0 10 G4-3 1B		0-3 ① K		0-0 ② G5-3			0-0 ② G4-3	5	1	2	0	0	1	0
10 Adam Jones, R (1, 8) OBP: 0.256, SLG: 0.500 18 Felix Pie, L (7, 8) OBP: 0.220, SLG: 0.250	4-0 27 1B 25 S 14 BB 1-2 BB	0-0 ② G4-3 1-2		0-3 ② K		0-3 ③ K			0-0 ③ G3	3 1	1 0	0 0	0 0	1 0	2 0	1 0
25 Derrek Lee, R (1, 3) 9 Jake Fox, R (4, PH) OBP: 0.353, SLG: 0.860 (5, 3)	4-1 14 BB 27 1B 39 FC4 1-2 2-3 BB	0-3 ③ K		0-0 27 1B 2B			0-0 ① P6			1 2	1 1	0 1	0 0	1 0	1 0	1 0
27 Vladimir Guerrero, R (1, 10) OBP: 0.341, SLG: 0.610 71 Michel Hernandez, R (7, PH) OBP: 0.571, SLG: 0.600 (8, 10)	0-0 39 FC4 14 BB 1-2 2-3 3-H 1B		0-0 12 1B 2B	0-0 2-H 1B			0-0 ② G3-1			3 1	1 0	3 0	2 0	0 0	0 0	0 0
12 Mark Reynolds, R (1, 5) OBP: 0.233, SLG: 0.244 37 Josh Bell, S (8, 5) OBP: 0.313, SLG: 0.425	0-3 ① K		0-0 39 1B 2-H 1B	0-0 ③ G5-3			0-3 ③ K			4 0	0 0	1 0	1 0	0 0	2 0	4 0
14 Nolan Reimold, R (1, 7) OBP: 0.453, SLG: 0.535	4-0 39 FC4 1-2 2-3 3-H BB	0-0 ① F8			0-0 28 G4-6-3 1B			0-0 ① G6-3		3	0	1	1	1	0	1
39 Randy Winn, S (1, 9) OBP: 0.324, SLG: 0.382 6 Nick Green, R (9, 9) OBP: 0.226, SLG: 0.222	0-0 ② FC4 28 FC6-4 1-2f 2-3 3-H	0-0 1-2 1B			0-0 ① P5			0-0 ② F7		4 0	0 0	1 0	1 0	0 0	0 0	3 0
28 Brendan Harris, R (1, 6) OBP: 0.255, SLG: 0.326	0-0 ③ FC6-4 1-2f		0-3 ② K		0-0 ② ③ G4-6-3 1-2f			0-0 ③ G6-3		4	0	0	0	0	1	5
15 Craig Tatum, R (1, 2) OBP: 0.310, SLG: 0.296		0-0 ① G4-3	0-0 ③ G4-3			0-3 ① K			0-3 ① K	4	0	0	0	0	2	2

	AB	35
	R	5
	H	9
	RBI	5
	BB	3
	SO	9
	LOB	17

Inning Stats	1	2	3	4	5	6	7	8	9
	R: 3 E: 0 K: 1 S: 8 H: 2 LOB: 2 BB: 3 P: 20	R: 0 E: 0 K: 1 S: 6 H: 1 LOB: 1 BB: 0 P: 6	R: 1 E: 0 K: 1 S: 8 H: 3 LOB: 2 BB: 0 P: 8	R: 1 E: 0 K: 2 S: 9 H: 2 LOB: 1 BB: 0 P: 9	R: 0 E: 0 K: 0 S: 3 H: 1 LOB: 0 BB: 0 P: 3	R: 0 E: 0 K: 2 S: 7 H: 0 LOB: 0 BB: 0 P: 7	R: 0 E: 0 K: 1 S: 5 H: 0 LOB: 0 BB: 0 P: 5	R: 0 E: 0 K: 0 S: 3 H: 0 LOB: 0 BB: 0 P: 3	R: 0 E: 0 K: 1 S: 5 H: 0 LOB: 0 BB: 0 P: 5

	1B	7	SF	0	WP	0	PA	38
	2B	2	SAC	0	PB	0		
	3B	0	DP	1	SB	2		
	HR	0	HBP	0	CS	0		

PITCHER		IP	WLS	BF	H	R	ER	SO	BB	IBB	HBP	BLK	WP	HR	S	P	ERA	WHIP
35 Cole Hamels, L ERA: 6.23	(1, 1)	3.2		21	7	5	5	5	3	0	0	0	0	0	29	41	12.27	2.727
55 Danys Baez, R ERA: 0.93	(4, 1)	2.1	W	8	2	0	0	2	0	0	0	0	0	0	12	12	0.00	0.857
47 Scott Mathieson, R ERA: 2.25	(7, 1)	1.0	H	3	0	0	0	1	0	0	0	0	0	0	5	5	0.00	0.000
57 David Herndon, R ERA: 3.52	(8, 1)	2.0	S	6	0	0	0	1	0	0	0	0	0	0	8	8	0.00	0.000

PITCHER	IP	WLS	BF	H	R	ER	SO	BB	IBB	HBP	BLK	WP	HR	S	P	ERA	WHIP

Batter	1	2	3	4	5	6	7	8	9	AB	R	H	RBI	BB	SO	LOB
11 Brett Gardner, L (1, 7) OBP: 0.419, SLG: 0.486 Kevin Russo, R (8, 7) OBP: 0.182, SLG: 0.105	G4-3		2 G4-6-3, 1-2, 1B		K		1B, 2-H		E5, 63, 2B	4 1	0 1	2 0	1 0	0 0	1 0	0 1
2 Derek Jeter, R (1, 6) OBP: 0.372, SLG: 0.415 71 Doug Bernier, R (7, 6)	13 CS, 1B		G4-6-3, 1-2f		G6-3		G3		K	4 1	0 0	1 0	0 0	0 0	0 1	3 2
25 Mark Teixeira, S (1, 3) OBP: 0.419, SLG: 0.684 63 Justin Maxwell, R (8, 9) OBP: 0.353, SLG: 0.250	P5			HR		F9		K	1-H, 2-H, 2B	4 1	1 0	1 1	1 2	0 0	1 0	1 0
13 Alex Rodriguez, R (1, 10) OBP: 0.475, SLG: 1.000 84 Austin Romine, R (8, PH) OBP: 0.250, SLG: 0.222 (8, 10)	CS, 1-2	24 G4-3, 33 SF9, 2B		BBBCX, HR		G5-3		G4-3	K	3 2	2 0	2 0	1 0	0 0	0 1	0 1
24 Robinson Canó, L (1, 4) OBP: 0.279, SLG: 0.350 26 Ronnie Belliard, R (7, 4) OBP: 0.143, SLG: 0.214		G4-3, 2-3		G3-1		G4-3		33 1B, 2B		3 1	0 1	0 1	0 0	0 0	0 0	1 0
33 Nick Swisher, S (1, 9) OBP: 0.255, SLG: 0.318 Melky Mesa, R (8, 8) OBP: 0.308, SLG: 0.273		SF9, 3-H		G3			G3	2-H, 1B		3 0	0 0	1 0	2 0	0 0	0 0	0 0
14 Curtis Granderson, L (1, 8) OBP: 0.442, SLG: 0.795 94 Jorge Vazquez, R (8, PH) OBP: 0.485, SLG: 0.839 (8, 3)	K			1B			12 2B, 2B	K		3 1	1 0	2 0	0 0	0 0	1 1	0 1
12 Eric Chavez, L (1, 5) OBP: 0.405, SLG: 0.457 Brandon Laird, R (7, PR) OBP: 0.130, SLG: 0.143 (7, 5)		P2	G5-3				11 1B, 2-H, 2B		G5-3	3 1	0 1	1 0	1 0	0 0	0 0	1 0
55 Russell Martin, R (1, 2) OBP: 0.350, SLG: 0.324 83 Jesus Montero, R (8, 2) OBP: 0.235, SLG: 0.273		11 1B, 1B			B1-3		F7		63 2B, 2B	3 1	0 1	1 1	0 0	0 0	0 0	1 0
Inning Stats	R: 0 E: 0 K: 0 S: 3 H: 1 LOB: 0 BB: 0 P: 4	R: 1 E: 0 K: 1 S: 6 H: 1 LOB: 0 BB: 0 P: 6	R: 0 E: 0 K: 0 S: 4 H: 2 LOB: 0 BB: 0 P: 4	R: 2 E: 0 K: 0 S: 7 H: 3 LOB: 1 BB: 0 P: 10	R: 0 E: 0 K: 1 S: 5 H: 0 LOB: 0 BB: 0 P: 5	R: 0 E: 0 K: 0 S: 3 H: 0 LOB: 0 BB: 0 P: 3	R: 2 E: 0 K: 0 S: 6 H: 3 LOB: 1 BB: 0 P: 6	R: 1 E: 0 K: 2 S: 9 H: 2 LOB: 1 BB: 0 P: 9	R: 2 E: 1 K: 2 S: 10 H: 2 LOB: 1 BB: 0 P: 10	1B: 6 2B: 6 3B: 0 HR: 2 SF: 1 SAC: 0 DP: 1 HBP: 0						

PITCHER	IP	WLS	BF	H	R	ER	SO	BB	IBB	HBP	BLK	WP	HR	S	P	ERA	WHIP
56 Joe Blanton, R (1, 1) ERA: 4.09	6.1	L	25	8	4	4	2	0	0	0	0	0	2	30	34	5.68	1.263
37 Antonio Bastardo, L (7, 1) ERA: 1.59	0.2		4	2	1	1	0	0	0	0	0	0	0	4	4	13.50	3.000
52 Jose Contreras, R (8, 1) ERA: 2.57	1.0		5	2	1	1	2	0	0	0	0	0	0	9	9	9.00	2.000
59 Mike Zagurski, L (9, 1) ERA: 1.13	1.0		6	2	2	0	2	0	0	0	0	0	0	10	10	0.00	2.000

PITCHER	IP	WLS	BF	H	R	ER	SO	BB	IBB	HBP	BLK	WP	HR	S	P	ERA	WHIP

TOP

New York Yankees @ Philadelphia Phillies

Bright House Field, Clearwater, FL

Sun Mar 20 2011, 1:10 PM - 3:42 PM EDT

Att. 10,909 - Sunny - 77 F

livebaseballscorecards.com

AB	39
R	8
H	14
RBI	8
BB	0
SO	6
LOB	12

WP: 0 PB: 0 SB: 0 CS: 1 PA: 41

BOTTOM

New York Yankees @ Philadelphia Phillies

Bright House Field, Clearwater, FL

Sun Mar 20 2011, 1:10 PM - 3:42 PM EDT

Att. 10,909 - Sunny - 77 F

livebaseballscorecards.com

Batter	1	2	3	4	5	6	7	8	9	AB	R	H	RBI	BB	SO	LOB
8 Shane Victorino, S (1, 8) OBP: 0.404, SLG: 0.600	F8		K			K		E4 7 FC4-6		3	0	0	0	0	2	1
Cory Sullivan, L (7, 8) OBP: 0.500, SLG: 1.000										1	0	0	0	0	0	0
7 Michael Martinez, S (1, 4) (7, 6) OBP: 0.320, SLG: 0.479	G6-3		K			G5-3		FC4-6 1-2f		4	0	0	0	0	1	2
11 Jimmy Rollins, S (1, 6) OBP: 0.310, SLG: 0.352	1B			10 G3 1B		HR		F9		3	1	3	1	0	0	0
60 Pete Orr, L (7, 4) OBP: 0.333, SLG: 0.583										1	0	0	0	0	0	1
6 Ryan Howard, L (1, 3) OBP: 0.340, SLG: 0.667	F8			F8		10 1B 2B			K	3	0	1	0	0	0	2
24 Delwyn Young, S (7, 9) OBP: 0.333, SLG: 0.396										1	0	0	0	0	1	0
10 Ben Francisco, R (1, 7) OBP: 0.396, SLG: 0.625		15 G5-4-3 BB		G3 1-2		2-H 1B			K	2	0	1	0	1	0	1
37 Antonio Bastardo, R (7, 1)										0	0	0	0	0	0	0
52 Jose Contreras, R (8, 1)										0	0	0	0	0	0	0
59 Mike Zagurski, L (9, 1)										0	0	0	0	0	0	0
85 Erik Kratz, R (9, PH) OBP: 0.235, SLG: 0.563										1	0	0	0	0	1	0
15 John Mayberry Jr., R (1, 9) OBP: 0.368, SLG: 0.667		G5-4-3 1-2f		F7			G5-3		K	4	0	0	0	0	1	2
(7, 3)																
51 Carlos Ruiz, R (1, 2) OBP: 0.212, SLG: 0.138		G4-3			F7		K			3	0	0	0	0	1	0
4 Dane Sardinha, R (8, 2) OBP: 0.357, SLG: 0.385										0	0	0	0	0	0	0
21 Wilson Valdez, R (1, 5) OBP: 0.489, SLG: 0.585			56 SH1-4 1B		F9		K			3	0	1	0	0	1	0
56 Joe Blanton, R (1, 1)			SH1-4 1-2		K			G6-3		1	0	0	0	0	1	0
61 Josh Barfield, R (7, 7) OBP: 0.378, SLG: 0.500										1	0	0	0	0	0	0

	AB	31
	R	1
	H	6
	RBI	1
	BB	1
	SO	9
	LOB	9

Inning Stats	1	2	3	4	5	6	7	8	9
	R: 0 H: 1 E: 0 LOB: 1 K: 0 BB: 0 S: 4 P: 4	R: 0 H: 0 E: 0 LOB: 0 K: 0 BB: 1 S: 2 P: 6	R: 0 H: 1 E: 0 LOB: 1 K: 2 BB: 0 S: 8 P: 8	R: 0 H: 1 E: 0 LOB: 1 K: 0 BB: 0 S: 4 P: 4	R: 0 H: 0 E: 0 LOB: 0 K: 1 BB: 0 S: 5 P: 5	R: 1 H: 3 E: 0 LOB: 2 K: 1 BB: 0 S: 7 P: 7	R: 0 H: 0 E: 0 LOB: 0 K: 2 BB: 0 S: 7 P: 7	R: 0 H: 0 E: 1 LOB: 1 K: 0 BB: 0 S: 4 P: 4	R: 0 H: 0 E: 0 LOB: 0 K: 3 BB: 0 S: 9 P: 9

	1B: 4	SF: 0	WP: 0	PA: 33
	2B: 1	SAC: 1	PB: 0	
	3B: 0	DP: 1	SB: 0	
	HR: 1	HBP: 0	CS: 0	

PITCHER		IP	WLS	BF	H	R	ER	SO	BB	IBB	HBP	BLK	WP	HR	S	P	ERA	WHIP
52 CC Sabathia, L ERA: 3.31	(1, 1)	6.2	W	25	6	1	1	5	1	0	0	0	0	1	34	38	1.35	1.050
30 David Robertson, R ERA: 4.76	(7, 1)	0.1		1	0	0	0	1	0	0	0	0	0	0	3	3	0.00	0.000
29 Rafael Soriano, R ERA:	(8, 1)	1.0		4	0	0	0	0	0	0	0	0	0	0	4	4	0.00	0.000
48 Boone Logan, L ERA: 7.71	(9, 1)	1.0		3	0	0	0	3	0	0	0	0	0	0	9	9	0.00	0.000

PITCHER	IP	WLS	BF	H	R	ER	SO	BB	IBB	HBP	BLK	WP	HR	S	P	ERA	WHIP

Boston Red Sox @ Philadelphia Phillies

Bright House Field, Clearwater, FL

Mon Mar 21 2011, 1:08 PM - 3:30 PM EDT

Att. 10,912 - Sunny - 80 F

TOP

livebaseballscorecards.com

Batter	1	2	3	4	5	6	7	8	9	AB	R	H	RBI	BB	SO	LOB
2 Jacoby Ellsbury, L (1, 8) OBP: 0.432, SLG: 0.610 95 Mitchell Dening, L (5, 8)	G1-3		K		F7		K			3 1	0 0	0 0	0 0	0 0	1 1	1 0
15 Dustin Pedroia, R (1, 4) OBP: 0.348, SLG: 0.452 95 Tony Thomas, R (6, 5)	L4			L3		G6-3		G5-3		3 1	0 0	0 0	0 0	0 0	0 0	0 0
34 David Ortiz, L (1, 10) OBP: 0.333, SLG: 0.390 93 Shannon Wilkerson, R (8, PH) (8, 10)	K			1B		G6-3		62 WP BB		3 0	0 0	1 0	0 0	0 1	1 0	0 0
39 Jarrod Saltalamacchia, S (1, 2) OBP: 0.367, SLG: 0.375 62 Paul Hoover, R (7, 2) OBP: 0.200, SLG: 0.231		G6-3		F7		12 BB 23 1B 1B		1-3 1-2		3 1	0 0	1 0	0 0	0 0	0 1	1 1
23 Mike Cameron, R (1, 9) OBP: 0.351, SLG: 0.382 97 Alex Hassan, R (6, PR) OBP: 0.500, SLG: 0.750 (6, 9)		BB		L5		12 BB 1-2 1B		F9		2 1	0 0	1 0	0 0	1 0	0 0	1 1
12 Jed Lowrie, S (1, 6) OBP: 0.293, SLG: 0.324 63 James Kang, R (6, PR) (6, 4)	F8				93 G3 70 SF9 2B	1-2 2-3 BB			G5-3	2 1	1 0	1 0	0 0	1 0	0 0	1 0
54 Darnell McDonald, R (1, 7) OBP: 0.295, SLG: 0.463 93 Ryan Khoury, R (3, 5) OBP: 0.308, SLG: 0.250 (6, 6)	L4				G3 2-3	L7			1B	1 3	0 0	0 1	0 0	0 0	0 0	1 4
70 Drew Sutton, S (1, 3) OBP: 0.392, SLG: 0.568			G3		SF9 3-H		K		F8	3	0	0	1	0	1	1
80 Nate Spears, L (1, 5) OBP: 0.370, SLG: 0.396 (3, 7)			K		3B		G3		P6	4	0	1	0	0	1	1
Inning Stats	R: 0 E: 0 K: 1 S: 5 H: 0 LOB: 0 BB: 0 P: 5	R: 0 E: 0 K: 0 S: 3 H: 0 LOB: 1 BB: 1 P: 7	R: 0 E: 0 K: 2 S: 7 H: 0 LOB: 0 BB: 0 P: 7	R: 0 E: 0 K: 0 S: 4 H: 1 LOB: 1 BB: 0 P: 4	R: 1 E: 0 K: 0 S: 5 H: 2 LOB: 1 BB: 0 P: 5	R: 0 E: 0 K: 0 S: 5 H: 2 LOB: 3 BB: 1 P: 9	R: 0 E: 0 K: 2 S: 7 H: 0 LOB: 0 BB: 0 P: 7	R: 0 E: 0 K: 1 S: 5 H: 0 LOB: 1 BB: 1 P: 10	R: 0 E: 0 K: 0 S: 4 H: 1 LOB: 1 BB: 0 P: 4	1B: 4 2B: 1 3B: 1 HR: 0 SF: 1 SAC: 0 DP: 0 HBP: 0						

	AB	32
	R	1
	H	6
	RBI	1
	BB	3
	SO	6
	LOB	13

PITCHER		IP	WLS	BF	H	R	ER	SO	BB	IBB	HBP	BLK	WP	HR	S	P	ERA	WHIP
34 Roy Halladay, R ERA: 0.48	(1, 1)	7.2	W	31	5	1	1	6	3	0	0	0	1	0	40	53	1.17	1.043
46 Ryan Madson, R ERA: 2.16	(8, 1)	1.1	S	5	1	0	0	0	0	0	0	0	0	0	5	5	0.00	0.750

PITCHER		IP	WLS	BF	H	R	ER	SO	BB	IBB	HBP	BLK	WP	HR	S	P	ERA	WHIP

BOTTOM

Boston Red Sox @ Philadelphia Phillies

Bright House Field, Clearwater, FL

Mon Mar 21 2011, 1:08 PM - 3:30 PM EDT

Att. 10,912 - Sunny - 80 F

Batter	1	2	3	4	5	6	7	8	9	AB	R	H	RBI	BB	SO	LOB
8 Shane Victorino, S (1, 8) OBP: 0.397, SLG: 0.588 21 Wilson Valdez, R (5, 5) OBP: 0.468, SLG: 0.558	S S S 0-3 K ①		x 0-0 SH1-4 ① 1-2 2-3		x 0-0 F9 ③	S S S 0-3 K ③				1 0 0 0 0 1 0 2 0 0 0 0 1 4						
7 Michael Martinez, S (1, 4) OBP: 0.296, SLG: 0.451 (7, 6)	x 0-0 F9 ②		x 0-0 SF9 ② 3-H			S S S 0-3 K ①	x 0-0 G1-3 ①			3 0 0 1 0 1 0						
11 Jimmy Rollins, S (1, 6) OBP: 0.311, SLG: 0.339 60 Pete Orr, L (7, 4) OBP: 0.324, SLG: 0.568	S S S 0-3 K ③		C C C 0-3 K ③			B B B 4-0 29 S 6 1B 29 1B BB	x 0-0 F8 ②			2 1 0 0 1 2 1 1 0 0 0 0 0 0						
6 Ryan Howard, L (1, 3) OBP: 0.340, SLG: 0.646 7 Ross Gload, L (7, 3) OBP: 0.386, SLG: 0.558		x 0-0 F7 ①		x 0-0 G6-3 ①		x 0-0 10 BB 29 1B 61 1B 1-2 1B	C C C 0-3 K ③			3 1 1 0 0 0 0 1 0 0 0 0 1 0						
29 Raul Ibanez, L (1, 7) OBP: 0.300, SLG: 0.438 Cory Sullivan, L (7, 7) OBP: 0.556, SLG: 1.000		C C C 0-3 K ②		S S S 0-3 K ②		B x 1-0 10 BB 61 1B 1-2 2-H 1B		x 0-0 24 CS 1B		3 1 1 1 0 2 0 1 0 1 0 0 0 0						
10 Ben Francisco, R (1, 9) OBP: 0.411, SLG: 0.612 24 Delwyn Young, S (7, 9) OBP: 0.327, SLG: 0.388		B B B B 4-0 BB		x 0-0 G6-3 ③		B B B B 4-0 23 1B 61 1B 1-2 2-3 BB		B x 1-0 F8 ①② 1-2		1 0 0 0 2 0 0 1 0 0 0 0 0 1						
61 Josh Barfield, R (1, 5) OBP: 0.366, SLG: 0.472 (5, 8)		x 0-0 F8 ③			x 0-0 P5 ①	x 0-0 23 1B 1-2 2-H 3-H 1B		x 0-0 F9 ③		4 0 1 2 0 0 1						
23 Brian Schneider, L (1, 2) OBP: 0.429, SLG: 0.609 4 Dane Sardinha, R (9, 2) OBP: 0.357, SLG: 0.385			B B B B 4-0 8 SH1-4 34 E 7 SF9 BB		x 0-0 F9 ②	x 0-0 1-2 2-3 1B				2 1 1 0 1 0 0 0 0 0 0 0 0 0						
34 Roy Halladay, R (1, 1) OBP: 0.333, SLG: 0.333 46 Ryan Madson, L (8, 1)			x 0-0 FC1 8 SH1-4 1-2		x 0-0 1B	C C C 0-3 K ②				3 0 1 0 0 1 4 0 0 0 0 0 0 0						
Inning Stats	R: 0 H: 0 E: 0 LOB: 0 K: 2 BB: 0 S: 7 P: 7	R: 0 H: 0 E: 0 LOB: 1 K: 1 BB: 1 S: 5 P: 9	R: 1 H: 0 E: 1 LOB: 1 K: 1 BB: 1 S: 6 P: 10	R: 0 H: 0 E: 0 LOB: 0 K: 1 BB: 0 S: 5 P: 5	R: 0 H: 1 E: 0 LOB: 1 K: 0 BB: 0 S: 4 P: 4	R: 3 H: 4 E: 0 LOB: 3 K: 3 BB: 2 S: 13 P: 22	R: 0 H: 0 E: 0 LOB: 0 K: 1 BB: 0 S: 5 P: 5	R: 0 H: 1 E: 0 LOB: 0 K: 0 BB: 0 S: 3 P: 4		1B: 6 SF: 1 2B: 0 SAC: 1 3B: 0 DP: 0 HR: 0 HBP: 0					WP: 0 PA: 34 PB: 0 SB: 1 CS: 1	

livebaseballscorecards.com

	AB	28
	R	4
	H	6
	RBI	4
	BB	4
	SO	9
	LOB	11

PITCHER		IP	WLS	BF	H	R	ER	SO	BB	IBB	HBP	BLK	WP	HR	S	P	ERA	WHIP
31 Jon Lester, L ERA: 3.38	(1, 1)	5.1	L	26	5	4	3	6	4	0	0	0	0	0	34	51	5.06	1.688
32 Matt Albers, R ERA: 1.8	(6, 1)	1.2		5	0	0	0	3	0	0	0	0	0	0	11	11	0.00	0.000
35 Dan Wheeler, R ERA: 4.76	(8, 1)	1.0		3	1	0	0	0	0	0	0	0	0	0	3	4	0.00	1.000

PITCHER	IP	WLS	BF	H	R	ER	SO	BB	IBB	HBP	BLK	WP	HR	S	P	ERA	WHIP

Philadelphia Phillies @ Toronto Blue Jays

Florida Auto Exchange Stadium, Dunedin, FL

Tue Mar 22 2011, 1:08 PM - 3:40 PM EDT

Att. 5,555 - Sunny - 76 F

TOP

livebaseballscorecards.com

Batter	1	2	3	4	5	6	7	8	9	AB	R	H	RBI	BB	SO	LOB
11 Jimmy Rollins, S (1, 6) OBP: 0.297, SLG: 0.322	S S S 0-3 ① K	B X 1-0 ② ③ F7 2-3			X 0-0 ② L8		S S S 0-3 ① K		X 0-0 ③ F8	3	0	0	0	0	1	2
7 Ross Gload, L (5, 3) OBP: 0.370, SLG: 0.533										2	0	0	0	0	1	0
21 Wilson Valdez, R (1, 4) (5, 6) OBP: 0.451, SLG: 0.532	X 0-0 ② G5-3	S S S 0-3 ① K			X 0-0 10 WP 2-H 1B		X 0-0 ② G4-3			4	0	1	1	0	1	0
10 Ben Francisco, R (1, 10) OBP: 0.450, SLG: 0.635	X 0-0 6 1B 29 HR 1B	X 0-0 29 CS 1B			B H 2-0 1-2 HBP		X 0-0 1B			3	1	3	0	0	0	0
6 Ryan Howard, L (1, 3) OBP: 0.339, SLG: 0.627	X 0-0 29 HR 1-3 1B	X 0-0 ② F7			X 0-0 ③ G3		S S S 0-3 ③ K			3	1	1	0	0	0	3
60 Pete Orr, L (5, 5) OBP: 0.316, SLG: 0.553										1	0	0	0	0	1	1
29 Raul Ibanez, L (1, 7) OBP: 0.321, SLG: 0.510	B B B C X 3-1 1-H 3-H HR	B 1-0 ③ CS 1-2	X 0-0 ① G4-3			X 0-0 61 FC5-4 1B		X 0-0 ① P4		3	1	2	3	0	0	0
24 Delwyn Young, S (6, PR) (6, 9) OBP: 0.321, SLG: 0.380										1	0	0	0	0	0	0
15 John Mayberry Jr., R (1, 9) OBP: 0.350, SLG: 0.630	S S S 0-3 ③ K		X 0-0 ② F8			S S S 0-3 ① K		S S T 0-2 ② K		3	0	0	0	0	2	1
Cory Sullivan, L (6, 7) OBP: 0.500, SLG: 0.900										1	0	0	0	0	1	0
61 Josh Barfield, R (1, 8) OBP: 0.356, SLG: 0.450		X 0-0 51 S 7 E 1B	X 0-0 ③ G1-3		X 0-0 ② FC5-4 51 HBP 1-2f			X 0-0 ③ P4		4	1	1	0	0	0	1
51 Carlos Ruiz, R (1, 2) OBP: 0.250, SLG: 0.161	S S S 0-3 ① K 1-2			X 0-0 7 SH1-3 21 1B 1B	H 1-0 7 FC4-6 1-2 HBP			X 0-0 ① G5-3		2	1	1	0	0	1	1
85 Erik Kratz, R (6, 2) OBP: 0.222, SLG: 0.529										1	0	0	0	0	0	0
7 Michael Martinez, S (1, 5) (5, 4) OBP: 0.298, SLG: 0.444	X 0-0 E7 11 CS 2-H 1B	X 0-0 ① SH1-3 1-2			X 0-0 ③ FC4-6 1-2f			X 0-0 ② F8		3	0	1	1	0	0	2
Inning Stats	R: 3 E: 0 K: 2 S: 11 H: 3 LOB: 0 BB: 0 P: 14	R: 1 E: 1 K: 1 S: 6 H: 2 LOB: 0 BB: 0 P: 7	R: 0 E: 0 K: 1 S: 5 H: 1 LOB: 0 BB: 0 P: 6	R: 0 E: 0 K: 0 S: 3 H: 0 LOB: 0 BB: 0 P: 3	R: 1 E: 0 K: 0 S: 5 H: 2 LOB: 2 BB: 0 P: 7	R: 0 E: 0 K: 1 S: 6 H: 1 LOB: 2 BB: 0 P: 7	R: 0 E: 0 K: 2 S: 8 H: 1 LOB: 1 BB: 0 P: 8	R: 0 E: 0 K: 1 S: 5 H: 0 LOB: 0 BB: 0 P: 5	R: 0 E: 0 K: 0 S: 3 H: 0 LOB: 0 BB: 0 P: 3	1B: 9 2B: 0 3B: 0 HR: 1 SF: 0 SAC: 1 DP: 0 HBP: 2							

AB	34
R	5
H	10
RBI	5
BB	0
SO	8
LOB	11

WP: 1 PB: 0 SB: 1 CS: 2 PA: 38

PITCHER		IP	WLS	BF	H	R	ER	SO	BB	IBB	HBP	BLK	WP	HR	S	P	ERA	WHIP
24 Ricky Romero, L (1, 1) ERA: 7.71		4.0	L	16	6	4	4	4	0	0	0	0	0	1	25	30	9.00	1.500
32 Chad Cordero, R (5, 1) ERA: 9.0		1.0		6	2	1	1	0	0	0	1	0	1	0	5	7	9.00	2.000
44 Casey Janssen, R (6, 1) ERA: 1.08		1.0		5	1	0	0	1	0	0	1	0	0	0	6	7	0.00	1.000
34 Marc Rzepczynski, L (7, 1) ERA: 4.38		1.0		4	1	0	0	2	0	0	0	0	0	0	8	8	0.00	1.000
33 Carlos Villanueva, R (8, 1) ERA: 0.84		1.0		3	0	0	0	1	0	0	0	0	0	0	5	5	0.00	0.000

PITCHER		IP	WLS	BF	H	R	ER	SO	BB	IBB	HBP	BLK	WP	HR	S	P	ERA	WHIP
Sean Henn, L (9, 1) ERA: 4.15		1.0		3	0	0	0	0	0	0	0	0	0	0	3	3	0.00	0.000

Batter	1	2	3	4	5	6	7	8	9	AB	R	H	RBI	BB	SO	LOB
11 Rajai Davis, R (1, 8) OBP: 0.396, SLG: 0.714 16 Corey Patterson, L (8, 8) OBP: 0.214, SLG: 0.286	5 G4-3 3B		FC6-4 5 FC6-4 1-2f		BBB 4-0 5 FC5 1-2 BB		L8		68 G4-6-3 1-2 3-H 1B	3 1 1 0 1 0 2 1 0 1 1 0 0 0						
5 Yunel Escobar, R (1, 6) OBP: 0.449, SLG: 0.455 68 Jonathan Diaz, R (8, PR) OBP: 0.256, SLG: 0.263 (9, 6)	G4-3 3-H		FC6-4 19 FC6-4 1-2f		FC5 1-2 2-3f			13 G5-3 1B 1B	G4-6-3 1-2f	4 0 1 1 0 0 3 1 0 0 0 0 0 2						
19 José Bautista, R (1, 10) OBP: 0.413, SLG: 0.641 Chris Woodward, R (8, PH) OBP: 1.000, SLG: 1.000 (9, 10)	F8		FC6-4 1-2f			2B		13 G5-3 1-2 1B		3 0 1 0 0 0 1 1 0 1 0 0 0 0						
26 Adam Lind, L (1, 3) OBP: 0.442, SLG: 0.579 13 Brett Lawrie, R (7, 5) OBP: 0.317, SLG: 0.487	CCC K			G3-1		P5		G5-3 1-2 2-3f		3 0 0 0 0 1 1 1 0 0 0 0 0 2						
2 Aaron Hill, R (1, 4) 28 David Cooper, L (7, 3) OBP: 0.385, SLG: 0.529		F8		G6-3		P3		G4-3		3 0 0 0 0 0 1 1 0 0 0 0 0 2						
10 Edwin Encarnación, R (1, 5) OBP: 0.250, SLG: 0.533 18 Mike McCoy, R (7, 4) OBP: 0.357, SLG: 0.459	SSS K			P2		F8			62 1B 1B	3 0 0 0 0 1 1 1 1 1 0 0 0 0						
45 Travis Snider, L (1, 7) OBP: 0.421, SLG: 0.556 62 Eric Thames, L (8, 7) OBP: 0.339, SLG: 0.447	G5-3			P6		L6			1B 16 1B 1-3 1B	3 0 0 0 0 0 0 1 1 1 0 0 0 0						
20 Juan Rivera, R (1, 9) OBP: 0.439, SLG: 0.605 Adam Loewen, L (7, PR) OBP: 0.400, SLG: 0.500 (8, 9)			BBBX 3-0 HR	P4			BBBB 4-0 BB		16 1B 1-3 3-H 1B	2 1 1 1 1 0 0 1 0 1 1 0 0 0						
9 J.P. Arencibia, R (1, 2) OBP: 0.264, SLG: 0.178 14 Ryan Budde, R (8, 2) OBP: 0.105, SLG: 0.056			BBBB 4-0 11 FC6-4 BB		5 FC5 11 BB 1B		SSS K		SSS K	2 0 1 0 1 1 1 1 0 0 0 0 1 2						
Inning Stats	R: 1 H: 1 E: 0 LOB: 0 K: 1 BB: 0 S: 6 P: 6	R: 0 H: 0 E: 0 LOB: 0 K: 1 BB: 0 S: 5 P: 5	R: 1 H: 1 E: 0 LOB: 1 K: 0 BB: 1 S: 4 P: 11	R: 0 H: 0 E: 0 LOB: 0 K: 0 BB: 0 S: 3 P: 3	R: 0 H: 1 E: 0 LOB: 2 K: 0 BB: 1 S: 4 P: 8	R: 0 H: 1 E: 0 LOB: 1 K: 0 BB: 0 S: 4 P: 4	R: 0 H: 0 E: 0 LOB: 1 K: 1 BB: 1 S: 5 P: 9	R: 0 H: 2 E: 0 LOB: 2 K: 0 BB: 0 S: 4 P: 4	R: 2 H: 4 E: 0 LOB: 1 K: 1 BB: 0 S: 8 P: 8	1B: 7 SF: 0 2B: 1 SAC: 0 3B: 1 DP: 2 HR: 1 HBP: 0						

PITCHER	IP	WLS	BF	H	R	ER	SO	BB	IBB	HBP	BLK	WP	HR	S	P	ERA	WHIP
33 Cliff Lee, L (1, 1) ERA: 4.74	6.0	W	24	4	2	2	2	2	0	0	0	0	1	26	37	3.00	1.000
38 Kyle Kendrick, R (7, 1) ERA: 4.15	1.0	H	4	0	0	0	1	1	0	0	0	0	0	5	9	0.00	1.000
16 J.C. Romero, L (8, 1) ERA: 2.57	1.0	H	4	2	0	0	0	0	0	0	0	0	0	4	4	0.00	2.000
55 Danys Baez, R (9, 1) ERA: 2.53	1.0	S	6	4	2	2	1	0	0	0	0	0	0	8	8	18.00	4.000

PITCHER	IP	WLS	BF	H	R	ER	SO	BB	IBB	HBP	BLK	WP	HR	S	P	ERA	WHIP

BOTTOM

Philadelphia Phillies @ Toronto Blue Jays

Florida Auto Exchange Stadium, Dunedin, FL

Tue Mar 22 2011, 1:08 PM - 3:40 PM EDT

Att. 5,555 - Sunny - 76 F

livebaseballscorecards.com

AB	35
R	4
H	10
RBI	4
BB	3
SO	4
LOB	18

WP: 0	PA: 38		
PB: 0			
SB: 0			
CS: 0			

Philadelphia Phillies @ Tampa Bay Rays

Charlotte Sports Park, Port Charlotte, FL

Wed Mar 23 2011, 1:08 PM - 3:41 PM EDT

Att. 6,613 - Sunny - 77 F

TOP

livebaseballscorecards.com

Batter	1	2	3	4	5	6	7	8	9	AB	R	H	RBI	BB	SO	LOB
11 Jimmy Rollins, S (1, 6) OBP: 0.299, SLG: 0.339	G6-3		1-3 2B			L8		F9		3	0	1	0	0	0	1
21 Wilson Valdez, R (6, 6) OBP: 0.442, SLG: 0.521										1	0	0	0	0	0	1
3 Luis Castillo, S (1, 4) OBP: 0.314, SLG: 0.250	G3		L4			G4-3 1-3		P6		4	0	0	0	0	0	4
91 Fidel Hernandez, R (8, 4)										0	0	0	0	0	0	0
29 Raul Ibanez, L (1, 7) OBP: 0.304, SLG: 0.481	K			G4-3		G3			86 BB 10 PB 85 1B 1B	3	0	0	0	0	1	1
24 Delwyn Young, S (6, 7) OBP: 0.333, SLG: 0.392										1	1	1	0	0	0	0
6 Ryan Howard, L (1, 3) OBP: 0.322, SLG: 0.593		G1		K			K		P3	3	0	0	0	0	2	0
15 John Mayberry Jr., R (7, 3) OBP: 0.344, SLG: 0.618										1	0	0	0	0	0	1
7 Ross Gload, L (1, 9) OBP: 0.347, SLG: 0.500		G6-3		F8			F7		85 1B 86 BB 1-2 BB	3	0	0	0	0	0	0
10 Ben Francisco, R (7, 9) OBP: 0.459, SLG: 0.635										0	0	0	0	1	0	0
60 Pete Orr, L (1, 10) OBP: 0.317, SLG: 0.585	K				G3-1		3B		85 1B 1-2 2-3 BB	3	0	1	0	0	1	0
86 Tagg Bozied, R (9, PH)										0	0	0	0	1	0	0
23 Brian Schneider, L (1, 2) OBP: 0.419, SLG: 0.560			61 G6-4-3 BB		G3-1		G6-3		1-2 2-3 3-H 1B	2	0	0	0	1	0	1
85 Erik Kratz, R (7, 2) OBP: 0.263, SLG: 0.556										1	0	1	1	0	0	0
61 Josh Barfield, R (1, 8) OBP: 0.333, SLG: 0.419			G6-4-3 1-2f		F7			E4	K	3	0	0	0	0	0	1
Cory Sullivan, L (8, 8) OBP: 0.455, SLG: 0.818										1	0	0	0	0	1	3
7 Michael Martinez, S (1, 5) OBP: 0.311, SLG: 0.448			11 2B 1B			3 G4-3 3 S 1B		K	L4	4	0	2	0	0	1	4

| | | | | | | | | | |

BOTTOM

Philadelphia Phillies @ Tampa Bay Rays

Charlotte Sports Park, Port Charlotte, FL

Wed Mar 23 2011, 1:08 PM - 3:41 PM EDT

Att. 6,613 - Sunny - 77 F

livebaseballscorecards.com

Batter	1	2	3	4	5	6	7	8	9	AB	R	H	RBI	BB	SO	LOB
18 Ben Zobrist, S (1, 9) OBP: 0.325, SLG: 0.632 66 Chris Carter, L (6, 9) OBP: 0.333, SLG: 0.333 (7, 7)	G4-3		G1-3		BB		P5			2 1	0 0	0 0	0 0	1 0	0 0	0 0
22 Johnny Damon, L (1, 7) OBP: 0.341, SLG: 0.513 5 Sam Fuld, L (4, 7) OBP: 0.317, SLG: 0.324 (7, 8)	24 2B		K		F8		3B			2 2	1 0	1 1	0 0	0 0	1 0	0 1
3 Evan Longoria, R (1, 5) OBP: 0.319, SLG: 0.556 67 Daniel Mayora, R (6, PR) OBP: 0.300, SLG: 0.300 (7, 5)	F8			HR		45 BB 24 BB BB	F8			2 1	1 0	1 0	1 0	1 0	0 0	1 1
24 Manny Ramirez, R (1, 10) OBP: 0.404, SLG: 0.625 31 Jose Lobaton, S (6, PR) OBP: 0.407, SLG: 0.480 (7, 10)	2-H 2B			2 WP 2 1B 1B		1-2 45 BB BB		G4-3		2 1	1 0	2 0	1 0	1 0	0 0	0 0
24 Dan Johnson, L (1, 3) OBP: 0.280, SLG: 0.543 23 Casey Kotchman, L (7, 3) OBP: 0.438, SLG: 0.568	G6-3			F8		F7		11 CS 1B		3 1	0 0	0 1	0 0	0 0	0 0	4 0
2 B.J. Upton, R (1, 8) OBP: 0.294, SLG: 0.520 11 Justin Ruggiano, R (7, 9) OBP: 0.235, SLG: 0.424		K		1-H 1B		F8		91 2B 1-2 1B		3 1	0 1	1 1	1 1	0 0	1 0	2 0
45 Felipe Lopez, S (1, 4) OBP: 0.432, SLG: 0.378 91 Anthony Scelfo, L (7, 4) OBP: 1.000, SLG: 2.000		K	K		1-2 2-3 BB			1-H 2B		2 1	0 0	0 1	0 1	1 0	2 0	0 0
10 Kelly Shoppach, R (1, 2) OBP: 0.343, SLG: 0.533		K			G1-3	L5		F9		4	0	0	0	0	1	4
9 Elliot Johnson, S (1, 6) OBP: 0.406, SLG: 0.250 16 Ray Olmedo, S (6, 6) OBP: 0.083, SLG: 0.087			G3		K		P2			2 1	0 0	0 0	0 0	0 0	1 0	0 0
Inning Stats	R: 1 E: 0 K: 0 S: 5 H: 2 LOB: 1 BB: 0 P: 5	R: 0 E: 0 K: 3 S: 9 H: 0 LOB: 0 BB: 0 P: 9	R: 0 E: 0 K: 1 S: 5 H: 0 LOB: 0 BB: 0 P: 5	R: 2 E: 0 K: 1 S: 9 H: 3 LOB: 0 BB: 0 P: 11	R: 0 E: 0 K: 1 S: 5 H: 0 LOB: 1 BB: 1 P: 9	R: 0 E: 0 K: 0 S: 3 H: 0 LOB: 3 BB: 3 P: 15	R: 0 E: 0 K: 0 S: 4 H: 1 LOB: 1 BB: 0 P: 4	R: 1 E: 0 K: 0 S: 6 H: 3 LOB: 1 BB: 0 P: 6		1B: 4 2B: 3 3B: 1 HR: 1 SF: 0 SAC: 0 DP: 0 HBP: 0						

	AB	31
	R	4
	H	9
	RBI	4
	BB	4
	SO	6
	LOB	13

WP: 1 PB: 0 SB: 0 CS: 1 PA: 35

PITCHER		IP	WLS	BF	H	R	ER	SO	BB	IBB	HBP	BLK	WP	HR	S	P	ERA	WHIP
44 Roy Oswalt, R ERA: 4.61	(1, 1)	3.0	L	13	4	3	3	4	0	0	0	0	0	1	23	24	9.00	1.333
57 David Herndon, R ERA: 2.79	(4, 1)	2.0		7	1	0	0	2	1	0	0	0	1	0	10	15	0.00	1.000
47 Scott Mathieson, R ERA: 2.0	(6, 1)	1.0		6	0	0	0	0	3	0	0	0	0	0	3	15	0.00	3.000
37 Antonio Bastardo, L ERA: 1.35	(7, 1)	1.0		4	1	0	0	0	0	0	0	0	0	0	4	4	0.00	1.000
46 Ryan Madson, R ERA: 2.89	(8, 1)	1.0		5	3	1	1	0	0	0	0	0	0	0	6	6	9.00	3.000

PITCHER	IP	WLS	BF	H	R	ER	SO	BB	IBB	HBP	BLK	WP	HR	S	P	ERA	WHIP

Batter	1	2	3	4	5	6	7	8	9	AB	R	H	RBI	BB	SO	LOB
12 Alexi Casilla, S (1, 6) OBP: 0.333, SLG: 0.263 20 Matt Tolbert, S (6, 6) OBP: 0.350, SLG: 0.389	0-0 1 1 S FC1-4-3 1B		0-3 K		0-0 1 1B 21 HR 1B		0-3 K		4-0 90 BB 1-2 BB	3 1 2 0 0 1 0 1 0 0 0 1 1 0						
1 Tsuyoshi Nishioka, S (1, 4) OBP: 0.386, SLG: 0.452 90 Michael Hollimon, S (6, 4) OBP: 0.600, SLG: 0.333	1-0 FC1-4-5 21 FC4-6 1-3		0-0 G4-3		0-0 21 HR 1-2 1B		0-0 F7		4-0 1-2 2-3 BB	3 1 1 0 0 0 1 1 0 0 0 1 0 0						
21 Delmon Young, R (1, 7) OBP: 0.457, SLG: 0.667 91 Jhon Goncalves, R (6, 7)	0-0 FC4-6 25 2B 1-2f			0-0 22 2B 2B	2-0 1-H 2-H HR			0-0 G6-3	0-3 K	3 2 2 3 0 0 1 2 0 0 0 0 1 3						
25 Jim Thome, L (1, 10) OBP: 0.259, SLG: 0.174 92 Steve Singleton, L (8, PR) OBP: 0.500, SLG: 0.500 (8, 10)	0-0 1-3 2B			0-0 F8	0-3 K			4-0 5 G4-6-3 BB		3 0 1 0 1 1 1 0 0 0 0 0 0 0						
5 Michael Cuddyer, R (1, 9) OBP: 0.429, SLG: 0.500 85 Brian Dinkelman, L (8, 9) OBP: 0.130, SLG: 0.163	0-3 K			0-0 22 2B 1B	0-3 K			0-0 G4-6-3 1-2f		4 1 1 0 0 2 3 0 0 0 0 0 0 0						
22 Danny Valencia, R (1, 5) OBP: 0.380, SLG: 0.532 73 Chase Lambin, S (6, 5) OBP: 0.379, SLG: 0.304		0-0 P4		0-0 1-H 2-H 2B		0-3 K			0-3 K	3 0 1 2 0 1 0 1 0 0 0 0 1 0						
38 Luke Hughes, R (1, 3) OBP: 0.273, SLG: 0.587		0-0 P4		0-0 HR		0-0 F8			0-3 K	4 1 1 1 0 1 0						
18 Jason Repko, R (1, 8) OBP: 0.333, SLG: 0.306 92 Dustin Martin, L (6, 8) OBP: 0.500, SLG: 2.000		0-0 G6-3		0-3 K		0-0 P6			0-1 HR	3 0 0 0 0 1 0 1 1 1 1 0 0 0						
41 Drew Butera, R (1, 2) OBP: 0.231, SLG: 0.167 32 René Rivera, R (7, 2) OBP: 0.364, SLG: 0.400			0-0 G6-3		0-0 P2		0-0 G6-3		0-0 90 BB 20 BB 1B	3 0 0 0 0 0 0 1 0 1 0 0 0 0						
Inning Stats	R: 0 H: 2 E: 0 LOB: 2 K: 1 BB: 0 S: 7 P: 8	R: 0 H: 0 E: 0 LOB: 0 K: 0 BB: 0 S: 3 P: 3	R: 0 H: 0 E: 0 LOB: 0 K: 1 BB: 0 S: 5 P: 5	R: 3 H: 4 E: 0 LOB: 0 K: 1 BB: 0 S: 8 P: 8	R: 3 H: 3 E: 0 LOB: 0 K: 2 BB: 0 S: 10 P: 12	R: 0 H: 0 E: 0 LOB: 0 K: 1 BB: 0 S: 5 P: 5	R: 0 H: 0 E: 0 LOB: 0 K: 1 BB: 0 S: 5 P: 5	R: 0 H: 0 E: 0 LOB: 1 K: 0 BB: 1 S: 2 P: 6	R: 1 H: 2 E: 0 LOB: 3 K: 3 BB: 2 S: 12 P: 20	1B: 5 SF: 0 2B: 3 SAC: 0 3B: 0 DP: 1 HR: 3 HBP: 0						

TOP

Minnesota Twins @ Philadelphia Phillies

Bright House Field, Clearwater, FL

Thu Mar 24 2011, 1:07 PM - 3:32 PM EDT

Att. 9,766 - Sunny - 80 F

livebaseballscorecards.com

AB	36
R	7
H	11
RBI	7
BB	3
SO	10
LOB	9

PITCHER		IP	WLS	BF	H	R	ER	SO	BB	IBB	HBP	BLK	WP	HR	S	P	ERA	WHIP
35 Cole Hamels, L ERA: 6.75	(1, 1)	6.2	L	28	9	6	6	7	0	0	0	0	0	2	42	45	8.10	1.350
55 Danys Baez, R ERA: 2.38	(7, 1)	0.2		2	0	0	0	0	0	0	0	0	0	0	2	2	0.00	0.000
16 J.C. Romero, L ERA: 2.35	(8, 1)	0.2		2	0	0	0	0	1	0	0	0	0	0	1	5	0.00	1.500
54 Brad Lidge, R ERA: 9.53	(9, 1)	0.2		6	2	1	1	2	2	0	0	0	0	1	9	17	13.50	6.000
59 Mike Zagurski, L ERA: 1.08	(9, 1)	0.1		1	0	0	0	1	0	0	0	0	0	0	3	3	0.00	0.000

PITCHER	IP	WLS	BF	H	R	ER	SO	BB	IBB	HBP	BLK	WP	HR	S	P	ERA	WHIP

BOTTOM

Minnesota Twins @ Philadelphia Phillies

Bright House Field, Clearwater, FL

Thu Mar 24 2011, 1:07 PM - 3:32 PM EDT

Att. 9,766 - Sunny - 80 F

livebaseballscorecards.com

Batter	1	2	3	4	5	6	7	8	9	AB	R	H	RBI	BB	SO	LOB
11 Jimmy Rollins, S (1, 6) OBP: 0.286, SLG: 0.323	G4-3		F8		F9		L6 1-2		G4-3	3	0	0	0	0	0	1
21 Wilson Valdez, R (6, 6) OBP: 0.426, SLG: 0.500										2	0	0	0	0	0	1
3 Luis Castillo, S (1, 4) OBP: 0.282, SLG: 0.222	K		K		F7			G3	F9	4	0	0	0	0	2	1
61 Josh Barfield, R (9, 4) OBP: 0.327, SLG: 0.409										1	0	0	0	0	0	0
29 Raul Ibanez, L (1, 7) OBP: 0.322, SLG: 0.482	BB		1B		F7			15 1B 24 1B BB		2	0	1	0	1	0	1
Cory Sullivan, L (6, 7) OBP: 0.500, SLG: 0.818										0	1	0	0	1	0	0
6 Ryan Howard, L (1, 3) OBP: 0.306, SLG: 0.561	G4-3		G3			K		24 1B 4 2B 1-2 1B		3	0	0	0	0	1	2
15 John Mayberry Jr., R (7, 3) OBP: 0.355, SLG: 0.625										1	1	1	0	0	0	0
7 Ross Gload, L (1, 9) OBP: 0.365, SLG: 0.510		60 FC5-4 1B		G3		60 G4-6-3 1B		F9		3	0	2	0	0	0	0
10 Ben Francisco, R (7, 9) OBP: 0.452, SLG: 0.623										1	0	0	0	0	0	2
60 Pete Orr, L (1, 8) OBP: 0.286, SLG: 0.545		FC5-4 7 FC3-6 51 1B 1-2f		F8		G4-6-3 1-2f		4 2B 1-2 2-H 1B		3	0	0	0	0	0	2
55 Danys Baez, R (7, 1)										0	0	0	0	0	0	0
16 J.C. Romero, S (8, 1)										0	0	0	0	0	0	0
24 Delwyn Young, S (8, PH) OBP: 0.345, SLG: 0.404										1	1	1	1	0	0	0
54 Brad Lidge, R (9, 1)										0	0	0	0	0	0	0
59 Mike Zagurski, L (9, 1)										0	0	0	0	0	0	0
51 Carlos Ruiz, R (1, 2) OBP: 0.282, SLG: 0.235		7 FC3-6 1-2 1B		2B			F9	1-H 2-H 2B		3	0	2	0	0	0	0
4 Dane Sardinha, R (8, 2) OBP: 0.400, SLG: 0.500										1	0	1	2	0	0	0
7 Michael Martinez, S (1, 5) OBP: 0.292, SLG: 0.419		FC3-6 1-2f 2-3		K			F7	G4-3		4	0	0	0	0	1	4
35 Cole Hamels, L (1, 1) OBP: 0.250, SLG: 0.250		K			1B				G3	2	0	1	0	0	1	2
92 Rich Thompson, L (7, 8) OBP: 0.333, SLG: 0.200							21 S 1B			2	0	1	0	0	0	0
Inning Stats	R: 0 E: 0 K: 1 S: 5 H: 0 LOB: 1 BB: 1 P: 9	R: 0 E: 0 K: 1 S: 7 H: 2 LOB: 2 BB: 0 P: 7	R: 0 E: 0 K: 1 S: 6 H: 1 LOB: 1 BB: 0 P: 6	R: 0 E: 0 K: 1 S: 6 H: 1 LOB: 1 BB: 0 P: 6	R: 0 E: 0 K: 0 S: 4 H: 1 LOB: 1 BB: 0 P: 4	R: 0 E: 0 K: 1 S: 5 H: 1 LOB: 0 BB: 0 P: 5	R: 0 E: 0 K: 0 S: 5 H: 1 LOB: 1 BB: 0 P: 5	R: 3 E: 0 K: 0 S: 6 H: 3 LOB: 1 BB: 1 P: 10	R: 0 E: 0 K: 0 S: 3 H: 0 LOB: 0 BB: 0 P: 3	1B: 8 2B: 2 3B: 0 HR: 0	SF: 0 SAC: 0 DP: 1 HBP: 0		WP: 0 PB: 0 SB: 1 CS: 0	PA: 38			

	AB	36
	R	3
	H	10
	RBI	3
	BB	2
	SO	5
	LOB	16

PITCHER		IP	WLS	BF	H	R	ER	SO	BB	IBB	HBP	BLK	WP	HR	S	P	ERA	WHIP
53 Nick Blackburn, R ERA: 2.05	(1, 1)	6.0	W	24	6	0	0	5	1	0	0	0	0	0	33	37	0.00	1.167
55 Matt Capps, R ERA:	(7, 1)	1.0		4	1	0	0	0	0	0	0	0	0	0	5	5	0.00	1.000
36 Joe Nathan, R ERA: 11.05	(8, 1)	1.0		7	3	3	3	0	1	0	0	0	0	0	6	10	27.00	4.000
50 Jose Mijares, L ERA: 2.16	(9, 1)	1.0		3	0	0	0	0	0	0	0	0	0	0	3	3	0.00	0.000

PITCHER		IP	WLS	BF	H	R	ER	SO	BB	IBB	HBP	BLK	WP	HR	S	P	ERA	WHIP

Batter	1	2	3	4	5	6	7	8	9	AB	R	H	RBI	BB	SO	LOB
14 Martín Prado, R (1, 7) OBP: 0.338, SLG: 0.362	F7		13 1B 1-2 1B		G5-3			13 G4-6-3 1B		4	0	2	0	0	0	1
46 Craig Kimbrel, R (8, 1)										0	0	0	0	0	0	0
13 Nate McLouth, L (1, 8) OBP: 0.435, SLG: 0.460	G4-3		1-2 2-3 1B			1B		G4-6-3 1-2f		4	0	2	0	0	0	1
20 L.V. Ware, R (8, 8)										0	0	0	0	0	0	0
16 Brian McCann, L (1, 2) OBP: 0.212, SLG: 0.300	K		G3			P4		F7		4	0	0	0	0	1	4
74 Braeden Schlehuber, R (8, 2)										0	0	0	0	0	0	0
30 Wilkin Ramirez, R (1, 9) OBP: 0.275, SLG: 0.410		G5-3		G5-3		K			G4-3	4	0	0	0	0	1	1
5 Freddie Freeman, L (1, 3) OBP: 0.288, SLG: 0.368		G2-3		L4		G4-3			K	3	0	0	0	0	0	1
50 Cristhian Martinez, R (6, 1)										0	0	0	0	0	0	0
92 Adam Milligan, L (8, 7)										1	0	0	0	0	1	0
7 Brooks Conrad, S (1, 4) OBP: 0.245, SLG: 0.340		F9		F7			75 G4-3 23 1B 2B		K	4	1	1	0	0	1	0
75 Ed Lucas, R (1, 6) OBP: 0.311, SLG: 0.293			F9		K		G4-3 2-3			3	0	0	0	0	1	1
(6, 3)																
23 Brandon Hicks, R (1, 5) OBP: 0.375, SLG: 0.548			K		40 G3-1 2B		15 G6-4-3 3-H 1B			3	0	2	1	0	1	0
(6, 6)																
40 Rodrigo Lopez, R (1, 1) OBP: 0.250, SLG: 0.250			13 1B 14 1B 1B		G3-1 2-3		G6-4-3 1-2f			2	0	1	0	0	0	1
15 Donell Linares, R (6, 5)										1	0	0	0	0	0	1
Inning Stats	R: 0 E: 0 K: 1 S: 5 H: 0 LOB: 0 BB: 0 P: 5	R: 0 E: 0 K: 0 S: 3 H: 0 LOB: 0 BB: 0 P: 3	R: 0 E: 0 K: 1 S: 8 H: 3 LOB: 3 BB: 0 P: 8	R: 0 E: 0 K: 0 S: 3 H: 0 LOB: 0 BB: 0 P: 3	R: 0 E: 0 K: 1 S: 6 H: 1 LOB: 1 BB: 0 P: 6	R: 0 E: 0 K: 1 S: 6 H: 1 LOB: 1 BB: 0 P: 6	R: 1 E: 0 K: 0 S: 4 H: 2 LOB: 0 BB: 0 P: 4	R: 0 E: 0 K: 0 S: 3 H: 1 LOB: 0 BB: 0 P: 3	R: 0 E: 0 K: 2 S: 7 H: 0 LOB: 0 BB: 0 P: 7	1B: 6 2B: 2 3B: 0 HR: 0	SF: 0 SAC: 0 DP: 2 HBP: 0						

TOP

Atlanta Braves @ Philadelphia Phillies

Bright House Field, Clearwater, FL

Fri Mar 25 2011, 1:07 PM - 3:29 PM EDT

Att. 10,621 - Sunny - 75 F

livebaseballscorecards.com

AB	33
R	1
H	8
RBI	1
BB	0
SO	6
LOB	11

WP: 0 PB: 0 SB: 0 CS: 0 PA: 33

PITCHER		IP	WLS	BF	H	R	ER	SO	BB	IBB	HBP	BLK	WP	HR	S	P	ERA	WHIP
56 Joe Blanton, R ERA: 3.21	(1, 1)	6.0	W	23	5	0	0	4	0	0	0	0	0	0	31	31	0.00	0.833
55 Danys Baez, R ERA: 2.92	(7, 1)	1.0	H	4	2	1	1	0	0	0	0	0	0	0	4	4	9.00	2.000
46 Ryan Madson, R ERA: 2.61	(8, 1)	1.0	H	3	1	0	0	0	0	0	0	0	0	0	3	3	0.00	1.000
52 Jose Contreras, R ERA: 2.25	(9, 1)	1.0	S	3	0	0	0	2	0	0	0	0	0	0	7	7	0.00	0.000

PITCHER	IP	WLS	BF	H	R	ER	SO	BB	IBB	HBP	BLK	WP	HR	S	P	ERA	WHIP

BOTTOM

Atlanta Braves @ Philadelphia Phillies

Bright House Field, Clearwater, FL

Fri Mar 25 2011, 1:07 PM - 3:29 PM EDT

Att. 10,621 - Sunny - 75 F

livebaseballscorecards.com

Batter	1	2	3	4	5	6	7	8	9	AB	R	H	RBI	BB	SO	LOB
8 Shane Victorino, S (1, 8) OBP: 0.371, SLG: 0.545	F9		L4		K	G4-3		FC6-4 1-2f		4	0	0	0	0	1	3
55 Danys Baez, R (7, 1)										0	0	0	0	0	0	0
21 Wilson Valdez, R (8, 4) OBP: 0.418, SLG: 0.490										1	0	0	0	0	0	2
3 Luis Castillo, S (1, 4) OBP: 0.326, SLG: 0.237	11 HR BB		F7		6 BB 1-2 BB		7 G1-4-3 1B			2	1	1	0	2	0	0
46 Ryan Madson, L (8, 1)										0	0	0	0	0	0	0
52 Jose Contreras, R (9, 1)										0	0	0	0	0	0	0
11 Jimmy Rollins, S (1, 6) OBP: 0.301, SLG: 0.382	1-H HR		6 3B 1B		F7		G1-4-3 1-2			3	2	2	2	0	0	2
7 Michael Martinez, S (6, 6) OBP: 0.288, SLG: 0.413										1	0	0	0	0	0	1
6 Ryan Howard, L (1, 3) OBP: 0.323, SLG: 0.593	F7		1-H 3B		1-2 2-3 BB		F7			2	0	1	1	1	0	0
7 Ross Gload, L (6, 3) OBP: 0.358, SLG: 0.500										1	0	0	0	0	0	1
27 Placido Polanco, R (1, 5) OBP: 0.238, SLG: 0.205	G6-3		F9		F9		L4			2	0	0	0	0	0	1
60 Pete Orr, L (4, 5) OBP: 0.283, SLG: 0.522										2	0	0	0	0	0	4
29 Raul Ibanez, L (1, 7) OBP: 0.306, SLG: 0.458		K		F9		F8		61 E 1B		3	0	0	0	0	1	0
15 John Mayberry Jr., R (7, 9) OBP: 0.365, SLG: 0.632										1	0	1	0	0	0	0
10 Ben Francisco, R (1, 9) OBP: 0.462, SLG: 0.618	1B		P5			24 BB BB		P4 1-2		2	0	1	0	1	0	0
61 Josh Barfield, R (7, 8) OBP: 0.320, SLG: 0.400										1	0	0	0	0	0	1
23 Brian Schneider, L (1, 2) OBP: 0.400, SLG: 0.500	P4		G4-3			K		21 FC6-4 BB		3	0	0	0	1	1	2
56 Joe Blanton, R (1, 1) OBP: 0.333, SLG: 0.333	K				6 BB 3 BB 1B	1-2 BB		F6		2	0	1	0	0	1	1
24 Delwyn Young, S (6, PH) OBP: 0.351, SLG: 0.396										1	0	0	0	1	0	2
										7)						

Inning Stats	1	2	3	4	5	6	7	8	9
	R: 2 H: 1 E: 0 LOB: 0 K: 0 BB: 1 S: 6 P: 12	R: 0 H: 1 E: 0 LOB: 1 K: 2 BB: 0 S: 8 P: 8	R: 1 H: 2 E: 0 LOB: 1 K: 0 BB: 0 S: 5 P: 5	R: 0 H: 0 E: 0 LOB: 0 K: 0 BB: 0 S: 3 P: 3	R: 0 H: 1 E: 0 LOB: 3 K: 1 BB: 2 S: 6 P: 14	R: 0 H: 0 E: 0 LOB: 2 K: 1 BB: 2 S: 5 P: 13	R: 0 H: 1 E: 0 LOB: 1 K: 0 BB: 0 S: 4 P: 4	R: 0 H: 1 E: 1 LOB: 2 K: 0 BB: 1 S: 4 P: 9	

1B: 5	SF: 0
2B: 0	SAC: 0
3B: 1	DP: 0
HR: 1	HBP: 0

WP: 0	PA: 37
PB: 0	
SB: 0	
CS: 0	

	AB	31
	R	3
	H	7
	RBI	3
	BB	6
	SO	4
	LOB	20

PITCHER		IP	WLS	BF	H	R	ER	SO	BB	IBB	HBP	BLK	WP	HR	S	P	ERA	WHIP
40 Rodrigo Lopez, R ERA: 3.86	(1, 1)	5.0	L	23	5	3	3	3	3	0	0	0	0	1	28	42	5.40	1.600
50 Cristhian Martinez, R ERA: 2.08	(6, 1)	2.0		9	1	0	0	1	2	0	0	0	0	0	9	17	0.00	1.500
46 Craig Kimbrel, R ERA: 3.48	(8, 1)	1.0		5	1	0	0	0	1	0	0	0	0	0	4	9	0.00	2.000

PITCHER	IP	WLS	BF	H	R	ER	SO	BB	IBB	HBP	BLK	WP	HR	S	P	ERA	WHIP

Batter	1	2	3	4	5	6	7	8	9	AB	R	H	RBI	BB	SO	LOB
21 Wilson Valdez, R (1, 4) OBP: 0.390, SLG: 0.455	F8		L3			G6-3		FC5-2 7 S 1-H		4	0	0	0	0	0	1
7 Michael Martinez, S (1, 6) OBP: 0.271, SLG: 0.388	P5			L4		F7		G3 1-2		4	0	0	0	0	0	1
7 Ross Gload, L (1, 3) OBP: 0.368, SLG: 0.500	G3			G4-3		1B			60 1B	4	0	2	0	0	0	0
29 Raul Ibanez, L (1, 7) OBP: 0.288, SLG: 0.429		G3		L6		F7			F7	4	0	0	0	0	0	2
Cory Sullivan, L (1, 10) OBP: 0.500, SLG: 0.733		60 BLK 1B			1B		K		K	4	0	2	0	0	2	1
60 Pete Orr, L (1, 5) OBP: 0.280, SLG: 0.500		F8 1-2			G1-3		K		1B 1-2	4	0	1	0	0	1	1
15 John Mayberry Jr., R (1, 9) OBP: 0.358, SLG: 0.623		G6-3			23 1B 2B		K		F9	4	1	1	0	0	1	3
23 Brian Schneider, L (1, 2) OBP: 0.421, SLG: 0.516 19 Sebastien Boucher, L (8, PR) 77 Tuffy Gosewisch, R (8, 2) OBP: 0.455, SLG: 0.600			P3		2-H 1B			92 FC4-6 1B		3 0 0	0 0 0	2 0 0	1 0 0	0 0 0	0 0 0	0 0 0
92 Rich Thompson, L (1, 8) OBP: 0.222, SLG: 0.125			G4-3		F8			FC4-6 21 S 21 WP 21 FC5-2 1-2f		3	0	0	0	0	0	2

Philadelphia Phillies @ Detroit Tigers

Joker Marchant Stadium, Lakeland, FL

Sat Mar 26 2011, 1:11 PM - 3:32 PM EDT

Att. 7,674 - Partly Cloudy - 80 F

TOP

livebaseballscorecards.com

	AB	R	H	RBI	BB	SO	LOB
	34	1	8	1	0	4	11

Inning Stats	1	2	3	4	5	6	7	8	9	1B	SF	WP	PA
R	0	0	0	0	1	0	0	0	0	7	0	1	34
E	0	0	0	0	0	0	0	0	0	1	0	0	
K	0	0	0	0	0	0	3	0	1	0	0	2	
S	3	4	3	3	3	4	9	4	7	0	0	0	
H	0	1	0	0	3	1	0	1	2	2B	SAC	PB	
LOB	0	1	0	0	1	1	0	2	2	1	0	0	
BB	0	0	0	0	0	0	0	0	0	3B	DP	SB	
P	3	4	3	3	5	4	9	7	7	0	0	2	

PITCHER		IP	WLS	BF	H	R	ER	SO	BB	IBB	HBP	BLK	WP	HR	S	P	ERA	WHIP
35 Justin Verlander, R ERA: 0.96	(1, 1)	7.0		25	5	1	1	3	0	0	0	1	0	0	31	31	1.29	0.714
45 Ryan Perry, R ERA: 4.91	(8, 1)	1.0	W	4	1	0	0	0	0	0	0	0	1	0	4	7	0.00	1.000
53 Matt Hoffman, L ERA:	(9, 1)	0.2	H	4	2	0	0	1	0	0	0	0	0	0	6	6	0.00	3.000
37 Chance Ruffin, R ERA:	(9, 1)	0.1	S	1	0	0	0	0	0	0	0	0	0	0	1	1	0.00	0.000

PITCHER		IP	WLS	BF	H	R	ER	SO	BB	IBB	HBP	BLK	WP	HR	S	P	ERA	WHIP

Philadelphia Phillies @ Detroit Tigers

Joker Marchant Stadium, Lakeland, FL

Sat Mar 26 2011, 1:11 PM - 3:32 PM EDT

Att. 7,674 - Partly Cloudy - 80 F

BOTTOM

Batter	1	2	3	4	5	6	7	8	9	AB	R	H	RBI	BB	SO	LOB
57 Casper Wells, R (1, 8) OBP: 0.418, SLG: 0.477	F9		F8 1-2		FC6-4 1-2f		F9			4	0	0	0	0	0	5
39 Ramon Santiago, S (1, 4) (8, 5) OBP: 0.417, SLG: 0.467	L8			F7		G1-6-3		26 G4-6-3 1B		4	0	1	0	0	0	0
30 Magglio Ordonez, R (1, 9) OBP: 0.250, SLG: 0.319 26 Brennan Boesch, L (5, 9) OBP: 0.375, SLG: 0.422	F8			P4		F7		G4-6-3 1-2f		2 2	0 0	0 0	0 0	0 0	0 0	0 1
24 Miguel Cabrera, R (1, 10) OBP: 0.357, SLG: 0.578 14 Austin Jackson, R (8, PH) OBP: 0.368, SLG: 0.298 (9, 10)		BBBB 41 G6-4-3 BB		2B	SSS K			HR HBP		2 0	0 1	1 0	0 0	1 0	1 0	0 0
41 Victor Martinez, S (1, 3) OBP: 0.354, SLG: 0.414 Deik Scram, L (7, PR) OBP: 0.500, SLG: 2.000 (8, 7)	G6-4-3 1-2f		F9				32 G4-3 25 1B 1B	1-H HR		3 1	0 1	1 1	0 2	0 0	0 0	2 0
25 Ryan Raburn, R (1, 7) OBP: 0.375, SLG: 0.608 28 Will Rhymes, L (8, 4) OBP: 0.311, SLG: 0.345	G5-3				HR		32 G4-3 1-2 1B	63 CS 1B		3 1	1 0	2 1	1 0	0 0	0 0	0 0
27 Jhonny Peralta, R (1, 6) OBP: 0.258, SLG: 0.305 63 Jimmy Gulliver, L (8, 6)			G5-3		P3		SSS K	B 1-0 CS 1-2		3 0	0 0	0 0	0 0	0 0	1 0	2 0
15 Brandon Inge, R (1, 5) OBP: 0.276, SLG: 0.370 32 Don Kelly, L (6, 5) OBP: 0.375, SLG: 0.412 (8, 3)			SSS K		F8		G4-3 1-2 2-3			2 1	0 0	0 0	0 0	0 0	1 0	0 2
13 Alex Avila, L (1, 2) OBP: 0.414, SLG: 0.238 15 Eric Roof, L (9, 2)			H 1-0 57 BLK HBP		BBBB 57 FC6-4 BB		BBBB BB			0 0	0 0	0 0	0 0	0 0	2 0	0 0
Inning Stats	R: 0 H: 0 E: 0 LOB: 0 K: 0 BB: 0 S: 3 P: 3	R: 0 H: 0 E: 0 LOB: 0 K: 0 BB: 1 S: 2 P: 6	R: 0 H: 0 E: 0 LOB: 1 K: 1 BB: 0 S: 5 P: 6	R: 0 H: 1 E: 0 LOB: 1 K: 0 BB: 0 S: 4 P: 4	R: 1 H: 1 E: 0 LOB: 1 K: 0 BB: 1 S: 4 P: 9	R: 0 H: 0 E: 0 LOB: 0 K: 1 BB: 0 S: 5 P: 5	R: 0 H: 2 E: 0 LOB: 3 K: 1 BB: 1 S: 7 P: 11	R: 2 H: 3 E: 0 LOB: 0 K: 0 BB: 0 S: 4 P: 7		1B: 4 SF: 0 2B: 1 SAC: 0 3B: 0 DP: 2 HR: 2 HBP: 2						

livebaseballscorecards.com

AB	28
R	3
H	7
RBI	3
BB	3
SO	3
LOB	12

WP: 0 PA: 34
PB: 0
SB: 0
CS: 1

PITCHER		IP	WLS	BF	H	R	ER	SO	BB	IBB	HBP	BLK	WP	HR	S	P	ERA	WHIP
79 Ryan Feierabend, L ERA: 2.25	(1, 1)	5.0		19	2	1	1	1	2	0	1	1	0	1	18	28	1.80	0.800
37 Antonio Bastardo, L ERA: 1.08	(6, 1)	1.2		8	2	0	0	2	1	0	0	0	0	0	11	15	0.00	1.800
57 David Herndon, R ERA: 4.09	(7, 1)	1.1	L	6	3	2	2	0	0	0	1	0	0	1	5	8	13.50	2.250

PITCHER	IP	WLS	BF	H	R	ER	SO	BB	IBB	HBP	BLK	WP	HR	S	P	ERA	WHIP

Toronto Blue Jays @ Philadelphia Phillies

Bright House Field, Clearwater, FL

Sat Mar 26 2011, 1:08 PM - 3:59 PM EDT

Att. 9,324 - Cloudy - 83 F

TOP

livebaseballscorecards.com

Batter	1	2	3	4	5	6	7	8	9	AB	R	H	RBI	BB	SO	LOB
11 Rajai Davis, R (1, 8) OBP: 0.368, SLG: 0.706 Danny Perales, L (7, PR) OBP: 0.500, SLG: 0.500 (7, 8) (9, 9)	F7		F8		BBBSX 3-1 HR		E4 5 1B 5 WP		L6	4 1	1 0	1 0	1 0	0 0	0 0	1 0
5 Yunel Escobar, R (1, 6) OBP: 0.458, SLG: 0.481 68 Jonathan Diaz, R (7, PR) OBP: 0.250, SLG: 0.298 (7, 6)	19 2B 2B		G1-4-3 2-3		E7 1B		1-3 1B		K	4 1	1 0	3 0	0 0	0 0	0 1	1 0
26 Adam Lind, L (1, 3) OBP: 0.396, SLG: 0.521 28 David Cooper, L (7, 3) OBP: 0.362, SLG: 0.476 Ivan Contreras, S (9, PR) (9, 4)	G6-3		19 2B 3-H 2B		P2		F8		BB 1B	4 1 0	1 0 1	1 0 0	1 0 0	0 0 0	0 0 0	4 0 0
19 José Bautista, R (1, 5) OBP: 0.429, SLG: 0.771 Craig Stansberry, R (8, PR) OBP: 0.500, SLG: 1.000 (8, 5)	2-H 2B		2-H 2B		F8			2 1B 45 1B 2B	1B 1-2 BB	4 0	0 1	3 0	2 0	0 1	0 0	1 0
2 Aaron Hill, R (1, 4) OBP: 0.250, SLG: 0.364 Callix Crabbe, S (8, PR) OBP: 1.000, SLG: 1.000 (8, 4) (9, 8)	SSS K		L7			G5-3		45 1B 20 SF8 2-3 1B	1-3 2-H 1B	4 1	0 1	1 1	0 1	0 0	1 0	2 0
45 Travis Snider, L (1, 7) OBP: 0.375, SLG: 0.478 Adam Calderone, L (8, PR) (8, 7)		P2		G1-3		G3-1		1-3 3-H 1B	SSS K	4 1	0 0	1 0	1 0	0 0	0 1	0 2
20 Juan Rivera, R (1, 9) OBP: 0.392, SLG: 0.553 Adam Loewen, L (8, 9) OBP: 0.467, SLG: 0.786 (9, 3)		F8		L6		F8		SF8 3-H		3 0	0 0	0 0	1 0	0 0	0 0	0 0
62 Eric Thames, L (1, 10) OBP: 0.313, SLG: 0.421		F8		SSS K			SSC K	SSC K		4	0	0	0	0	3	2
8 José Molina, R (1, 2) OBP: 0.385, SLG: 0.522 14 Ryan Budde, R (7, 2) OBP: 0.091, SLG: 0.048			5 G1-4-3 26 2B 2B		G6-3		SSS K	P2		3 1	1 0	1 0	0 0	0 0	1 0	0 2
Inning Stats	R: 1 E: 0 K: 1 S: 7 H: 2 LOB: 1 BB: 0 P: 7	R: 0 E: 0 K: 0 S: 3 H: 0 LOB: 0 BB: 0 P: 3	R: 2 E: 0 K: 0 S: 6 H: 3 LOB: 1 BB: 0 P: 6	R: 0 E: 0 K: 1 S: 5 H: 0 LOB: 0 BB: 0 P: 5	R: 1 E: 1 K: 0 S: 6 H: 2 LOB: 1 BB: 0 P: 9	R: 0 E: 0 K: 0 S: 3 H: 0 LOB: 0 BB: 0 P: 3	R: 0 E: 1 K: 2 S: 9 H: 1 LOB: 2 BB: 0 P: 10	R: 2 E: 0 K: 1 S: 8 H: 3 LOB: 2 BB: 0 P: 8	R: 1 E: 0 K: 2 S: 9 H: 2 LOB: 2 BB: 1 P: 13	1B: 6 2B: 6 3B: 0 HR: 1	SF: 1 SAC: 0 DP: 0 HBP: 0						

	AB	40
	R	7
	H	13
	RBI	7
	BB	1
	SO	7
	LOB	15

WP: 1 PB: 0 SB: 0 CS: 0 PA: 42

PITCHER		IP	WLS	BF	H	R	ER	SO	BB	IBB	HBP	BLK	WP	HR	S	P	ERA	WHIP
38 Kyle Kendrick, R ERA: 4.67	(1, 1)	4.1		18	5	3	3	2	0	0	0	0	0	0	22	22	6.23	1.154
46 Ryan Madson, R ERA: 3.27	(5, 1)	0.2		4	2	1	1	0	0	0	0	0	0	1	5	8	13.50	3.000
84 Juan Pablo Perez, L ERA: 1.42	(6, 1)	1.0		3	0	0	0	0	0	0	0	0	0	0	3	3	0.00	0.000
68 Michael Stutes, R ERA: 0.9	(7, 1)	1.0		5	1	0	0	2	0	0	0	0	1	0	9	10	0.00	1.000
93 Jason Grilli, R ERA: 4.5	(8, 1)	1.0		6	3	2	2	1	0	0	0	0	0	0	8	8	18.00	3.000

PITCHER		IP	WLS	BF	H	R	ER	SO	BB	IBB	HBP	BLK	WP	HR	S	P	ERA	WHIP
Chance Chapman, R ERA: 9.0	(9, 1)	1.0	L	6	2	1	1	2	1	0	0	0	0	0	9	13	9.00	3.000

Batter	1	2	3	4	5	6	7	8	9	AB	R	H	RBI	BB	SO	LOB
8 Shane Victorino, S (1, 8) OBP: 0.348, SLG: 0.508	SSC 0-3 ① K		x 0-0 ②③ F9-2 3-H			x 0-0 ① F8		x 0-0 E4 11 BB | 3 1B 1B	x 0-0 ① G6-3	4	1	0	0	0	1	1
Chance Chapman, S (9, 1)										0	0	0	0	0	0	0
28 Tim Kennelly, R (9, PH) OBP: 0.500, SLG: 1.000										1	0	0	0	0	0	0
3 Luis Castillo, S (1, 4) OBP: 0.354, SLG: 0.262	x 0-0 1B			x 0-0 ① G4-3		BBBB 4-0 6 1B 10 2B BB		x 0-0 1-2 11 BB 1B 1B	x 0-0 ② L5	4	2	2	0	1	0	0
11 Jimmy Rollins, S (1, 6) OBP: 0.299, SLG: 0.366	x 0-0 ② F8			x 0-0 ② G3-1		x 0-0 ② F7		BBBB 4-0 10 1B 51 BB 1B 1-2 2-3 BB	x 0-0 ③ G3	3	1	0	0	1	0	2
Edgar Duran, S (9, 6)										1	0	0	0	0	0	0
6 Ryan Howard, L (1, 3) OBP: 0.324, SLG: 0.581	x 0-0 ③ F8			x 0-0 ③ G5-3		x 0-0 10 2B 1-2 1B		x 0-0 51 BB 10 1B 1-2 2-H 3-H 1B		3	0	1	0	0	0	1
68 Michael Stutes, R (7, 1)										0	0	0	0	0	0	0
Travis Mattair, R (8, 5) OBP: 1.000, SLG: 1.000										1	0	1	2	0	0	0
10 Ben Francisco, R (1, 9) OBP: 0.464, SLG: 0.627		x 0-0 ① G5-3			x 0-0 ① F8	x 0-0 1-3 2-H 2B		x 0-0 51 BB 1-2 2-3 1B		4	0	2	1	0	0	0
24 Delwyn Young, S (1, 7) OBP: 0.328, SLG: 0.368		x 0-0 ② P5			x 0-0 E5 51 HR	x 0-0 ③ P5		x 0-0 ① P2		4	1	0	0	0	0	5
61 Josh Barfield, R (1, 5) OBP: 0.302, SLG: 0.375		x 0-0 ③ G5-3			x 0-0 ② P2		x 0-0 ① SSC P5	0-3 ② K		3	0	0	0	0	0	1
93 Jason Grilli, R (8, 1)										0	0	0	0	0	0	0
95 Chris Frey, L (8, PH)										1	0	0	0	0	1	3
(9, 8)																
51 Carlos Ruiz, R (1, 2) OBP: 0.326, SLG: 0.333			BBBBB 4-0 38 38 BLK SH3-5-4 8 F9-2 BB		BBBSSX 2-2 2-H HR		SSS 0-3 ② K	BBBB 4-0 1-2 2-3 3-H BB		2	1	1	3	2	1	0
38 Kyle Kendrick, R (1, 1)			x 0-0 ① SH3-5-4 1-3		x 0-0 ③ G6-3		x 0-0 ③ G5-3	x 0-0 ③ F7		0	0	0	0	0	0	0
46 Ryan Madson, L (5, 1)										0	0	0	0	0	0	0
28 Kyle Lafrenz, R (5, PH)										1	0	0	0	0	0	0
84 Juan Pablo Perez, R (6, 1)										0	0	0	0	0	0	0
98 Darin Ruf, R (7, 3)										2	0	0	0	0	0	3
Inning Stats	R: 0 E: 0 K: 1 S: 6 H: 1 LOB: 1 BB: 0 P: 6	R: 0 E: 0 K: 0 S: 3 H: 0 LOB: 0 BB: 0 P: 3	R: 0 E: 0 K: 0 S: 2 H: 0 LOB: 0 BB: 1 P: 6	R: 0 E: 0 K: 0 S: 3 H: 0 LOB: 0 BB: 0 P: 3	R: 2 E: 1 K: 0 S: 7 H: 1 LOB: 0 BB: 0 P: 9	R: 1 E: 0 K: 0 S: 5 H: 2 LOB: 2 BB: 1 P: 9	R: 0 E: 0 K: 1 S: 5 H: 0 LOB: 0 BB: 0 P: 5	R: 3 E: 1 K: 1 S: 9 H: 3 LOB: 3 BB: 2 P: 17	R: 0 E: 0 K: 0 S: 3 H: 0 LOB: 0 BB: 0 P: 3	1B: 5 2B: 2 3B: 0 HR: 1 SF: 0 SAC: 1 DP: 1 HBP: 0							

PITCHER		IP	WLS	BF	H	R	ER	SO	BB	IBB	HBP	BLK	WP	HR	S	P	ERA	WHIP
Drew Hutchison, R (1, 1) ERA:		4.2		17	2	2	0	1	1	0	0	1	0	1	20	26	0.00	0.643
Sean Henn, L (5, 1) ERA: 3.86		0.1		1	0	0	0	0	0	0	0	0	0	0	1	1	0.00	0.000
32 Chad Cordero, R (6, 1) ERA: 9.0		1.0	H	6	2	1	1	0	1	0	0	0	0	0	5	9	9.00	3.000
44 Casey Janssen, R (7, 1) ERA: 1.93		1.0	H	7	2	3	1	1	1	0	0	0	0	0	8	12	9.00	3.000
60 Jon Rauch, R (8, 1) ERA:		1.0	W	5	1	0	0	1	1	0	0	0	0	0	6	10	0.00	2.000

PITCHER		IP	WLS	BF	H	R	ER	SO	BB	IBB	HBP	BLK	WP	HR	S	P	ERA	WHIP
46 Winston Abreu, R (9, 1) ERA: 5.4		1.0	S	3	0	0	0	0	0	0	0	0	0	0	3	3	0.00	0.000

BOTTOM

Toronto Blue Jays @ Philadelphia Phillies

Bright House Field, Clearwater, FL

Sat Mar 26 2011, 1:08 PM - 3:59 PM EDT

Att. 9,324 - Cloudy - 83 F

livebaseballscorecards.com

AB	34
R	6
H	7
RBI	6
BB	4
SO	3
LOB	16

1B: 5	SF: 0	WP: 0	PA: 39
2B: 2	SAC: 1	PB: 0	
3B: 0	DP: 1	SB: 0	
HR: 1	HBP: 0	CS: 0	

Philadelphia Phillies @ Atlanta Braves

Champion Stadium, Lake Buena Vista, FL

Sun Mar 27 2011, 1:06 PM - 3:32 PM EDT

Att. 10,919 - Sunny - 85 F

TOP

livebaseballscorecards.com

Batter	1	2	3	4	5	6	7	8	9	AB	R	H	RBI	BB	SO	LOB
27 Placido Polanco, R (1, 5) OBP: 0.244, SLG: 0.195	F7	G5-3			BB	G3-1			G6-3	2	0	0	0	1	0	2
7 Michael Martinez, S (5, 4) OBP: 0.264, SLG: 0.377					3 FC4-6					2	0	0	0	0	0	0
3 Luis Castillo, S (1, 4) OBP: 0.333, SLG: 0.244	F7		F7		FC4-6	P6			91 FC4-6 1B	3	1	0	0	0	0	1
15 John Mayberry Jr., R (5, 7) OBP: 0.362, SLG: 0.619					6 HR 29 G3 1-2f					2	0	1	0	0	0	0
29 Raul Ibanez, L (1, 7) OBP: 0.290, SLG: 0.470	G4-3		HR		G3 1-2		K		FC4-6 1-2f	3	1	1	1	0	0	1
91 Fidel Hernandez, R (5, 5)										2	0	0	0	0	1	1
6 Ryan Howard, L (1, 3) OBP: 0.338, SLG: 0.631		G3	8 FC6-4 1B		HR 2-H		BB			3	1	2	2	0	0	0
7 Ross Gload, L (5, 3) OBP: 0.379, SLG: 0.500										0	0	0	0	1	0	0
8 Shane Victorino, S (1, 8) OBP: 0.362, SLG: 0.516		21 BB 10 1B 34 1B 1B	FC6-4 1-2f		10 2B 1B		G3			3	2	2	0	0	0	1
60 Pete Orr, L (5, 8) OBP: 0.275, SLG: 0.490										1	0	0	0	0	0	1
10 Ben Francisco, R (1, 9) OBP: 0.472, SLG: 0.645		21 BB 34 1B 1-2 1B	P6		1-H 2B			G5-3		3	1	2	1	0	0	1
24 Delwyn Young, S (6, 9) OBP: 0.323, SLG: 0.362										1	0	0	0	0	0	0
51 Carlos Ruiz, R (1, 2) OBP: 0.311, SLG: 0.316	K	K		P6	K			K		2	0	0	0	0	1	2
23 Brian Schneider, L (4, 2) OBP: 0.410, SLG: 0.500										1	0	0	0	0	1	1
B.J. Rosenberg, R (6, 1)										0	0	0	0	0	0	0
Cory Sullivan, L (8, PH) OBP: 0.471, SLG: 0.688										1	0	0	0	0	1	0
52 Jose Contreras, R (8, 1)										0	0	0	0	0	0	0
53 Jordan Ellis, R (9, 1)										0	0	0	0	0	0	0
21 Wilson Valdez, R (1, 6) OBP: 0.381, SLG: 0.431		BB 34 1B 1-2 2-3		G6-3		G6-3		G1-3		3	0	0	0	1	0	0
34 Roy Halladay, R (1, 1) OBP: 0.400, SLG: 0.400		1B 1-3 2-H 3-H		K		K			K	2	0	1	2	0	1	0
78 Michael Schwimer, R (4, 1)										0	0	0	0	0	0	0
85 Erik Kratz, R (6, PH) OBP: 0.238, SLG: 0.500										2	0	0	0	0	2	0
(6, 2)																
Inning Stats	R: 0 E: 0 K: 0 S: 3 H: 0 LOB: 0 BB: 0 P: 3	R: 2 E: 0 K: 1 S: 8 H: 3 LOB: 2 BB: 1 P: 12	R: 1 E: 0 K: 0 S: 5 H: 2 LOB: 1 BB: 0 P: 5	R: 0 E: 0 K: 1 S: 5 H: 0 LOB: 0 BB: 0 P: 5	R: 3 E: 0 K: 1 S: 9 H: 3 LOB: 1 BB: 1 P: 14	R: 0 E: 0 K: 1 S: 5 H: 0 LOB: 0 BB: 0 P: 5	R: 0 E: 0 K: 1 S: 5 H: 0 LOB: 1 BB: 1 P: 9	R: 0 E: 0 K: 1 S: 5 H: 0 LOB: 0 BB: 0 P: 5	R: 0 E: 0 K: 1 S: 6 H: 1 LOB: 1 BB: 0 P: 6	1B: 6 2B: 1 3B: 0 HR: 2 SF: 0 SAC: 0 DP: 0 HBP: 0							

	AB	36
	R	6
	H	9
	RBI	6
	BB	3
	SO	7
	LOB	11

WP: 0 PB: 0 SB: 0 CS: 0 PA: 39

PITCHER		IP	WLS	BF	H	R	ER	SO	BB	IBB	HBP	BLK	WP	HR	S	P	ERA	WHIP
11 Kenshin Kawakami, R ERA: 3.75	(1, 1)	4.0	L	18	5	3	3	2	1	0	0	0	0	1	21	25	6.75	1.500
50 Cristhian Martinez, R ERA: 3.86	(5, 1)	1.0		7	3	3	3	1	1	0	0	0	0	1	9	14	27.00	4.000
92 Jaye Chapman, R ERA:	(6, 1)	2.0		7	0	0	0	2	1	0	0	0	0	0	10	14	0.00	0.500
34 Eric O'Flaherty, L ERA:	(8, 1)	1.0		3	0	0	0	1	0	0	0	0	0	0	5	5	0.00	0.000
46 Craig Kimbrel, R ERA: 3.18	(9, 1)	1.0		4	1	0	0	1	0	0	0	0	0	0	6	6	0.00	1.000

PITCHER		IP	WLS	BF	H	R	ER	SO	BB	IBB	HBP	BLK	WP	HR	S	P	ERA	WHIP

BOTTOM

Batter	1	2	3	4	5	6	7	8	9	AB	R	H	RBI	BB	SO	LOB
14 Martín Prado, R (1, 7) OBP: 0.317, SLG: 0.338	F9		1B		G3-1		F8		K	4	0	1	0	0	0	0
34 Eric O'Flaherty, L (8, 1)										0	0	0	0	0	0	0
46 Craig Kimbrel, R (9, 1)										0	0	0	0	0	0	0
4 Joe Mather, R (9, PH) OBP: 0.214, SLG: 0.176										1	0	0	0	0	1	3
13 Nate McLouth, L (1, 8) OBP: 0.414, SLG: 0.448	10 G4-3 2B		G6-3		F9			G3		4	0	1	0	0	0	1
Yasser Gomez, L (9, 7)										0	0	0	0	0	0	0
10 Chipper Jones, S (1, 5) OBP: 0.453, SLG: 0.746	G4-3 2-3			22 HBP 26 BB 20 SF8 1B	K			G4-3		3	1	1	0	0	1	1
92 Jaye Chapman, R (6, 1)										0	0	0	0	0	0	0
17 Matt Young, L (8, 7) OBP: 0.404, SLG: 0.286										1	0	0	0	0	0	0
(9, 8)																
26 Dan Uggla, R (1, 4) OBP: 0.282, SLG: 0.286	K			20 SF8 22 HBP 1-2 BB		G6-3		G4-3		2	0	0	0	1	1	1
7 Brooks Conrad, S (7, 4) OBP: 0.259, SLG: 0.333										1	0	0	0	0	0	0
22 Jason Heyward, L (1, 9) OBP: 0.518, SLG: 0.535		L3		2 BB 1-2 2-3 HBP		2 FC5-4 1B			L4	2	0	1	0	0	0	0
30 Wilkin Ramirez, R (7, 9) OBP: 0.267, SLG: 0.386										1	0	0	0	0	0	0
20 Eric Hinske, L (1, 3) OBP: 0.226, SLG: 0.283		P5		SF8 2-3 3-H		F8			27 1B 75 WP BB	2	0	0	1	1	0	1
2 Alex Gonzalez, R (1, 6) OBP: 0.343, SLG: 0.415	K			BB 1-2		FC5-4 1-2f			27 1B BB 1-2	2	0	0	0	1	1	1
75 Ed Lucas, R (7, 5) OBP: 0.326, SLG: 0.293										0	0	0	0	1	0	0
27 J.C. Boscan, R (1, 2) OBP: 0.286, SLG: 0.250		K	F4				G4-3		1B 1-2 2-3	4	0	1	0	0	1	3
11 Kenshin Kawakami, R (1, 1)		G1-3	K				L8		K	1	0	0	0	0	0	0
5 Freddie Freeman, L (4, PH) OBP: 0.312, SLG: 0.394										1	0	0	0	0	1	3
50 Cristhian Martinez, R (5, 1)										0	0	0	0	0	0	0
23 Brandon Hicks, R (6, 5) OBP: 0.368, SLG: 0.486										2	0	0	0	0	1	3
(7, 6)																
Inning Stats	R: 0 E: 0 K: 1 S: 6 H: 1 LOB: 1 BB: 0 P: 6	R: 0 E: 0 K: 1 S: 5 H: 0 LOB: 0 BB: 0 P: 5	R: 0 E: 0 K: 1 S: 6 H: 1 LOB: 1 BB: 0 P: 6	R: 1 E: 0 K: 1 S: 6 H: 1 LOB: 3 BB: 2 P: 16	R: 0 E: 0 K: 1 S: 5 H: 0 LOB: 0 BB: 0 P: 5	R: 0 E: 0 K: 0 S: 4 H: 1 LOB: 1 BB: 0 P: 4	R: 0 E: 0 K: 0 S: 3 H: 0 LOB: 0 BB: 0 P: 3	R: 0 E: 0 K: 0 S: 3 H: 0 LOB: 0 BB: 0 P: 3	R: 0 E: 0 K: 2 S: 8 H: 1 LOB: 3 BB: 2 P: 16							

PITCHER		IP	WLS	BF	H	R	ER	SO	BB	IBB	HBP	BLK	WP	HR	S	P	ERA	WHIP
34 Roy Halladay, R ERA: 0.42	(1, 1)	3.0	W	11	2	0	0	3	0	0	0	0	0	0	17	17	0.00	0.667
78 Michael Schwimer, R ERA: 7.2	(4, 1)	2.0	H	10	1	1	1	2	2	0	1	0	0	0	11	21	4.50	1.500
B.J. Rosenberg, R ERA:	(6, 1)	2.0		7	1	0	0	0	0	0	0	0	0	0	7	7	0.00	0.500
52 Jose Contreras, R ERA: 2.0	(8, 1)	1.0		3	0	0	0	0	0	0	0	0	0	0	3	3	0.00	0.000
53 Jordan Ellis, R ERA:	(9, 1)	1.0		6	1	0	0	2	2	0	0	0	1	0	8	16	0.00	3.000

PITCHER	IP	WLS	BF	H	R	ER	SO	BB	IBB	HBP	BLK	WP	HR	S	P	ERA	WHIP

Philadelphia Phillies @ Atlanta Braves

Champion Stadium, Lake Buena Vista, FL

Sun Mar 27 2011, 1:06 PM - 3:32 PM EDT

Att. 10,919 - Sunny - 85 F

livebaseballscorecards.com

AB	31
R	1
H	5
RBI	1
BB	4
SO	7
LOB	17

1B: 4	SF: 1	WP: 1	PA: 37
2B: 1	SAC: 0	PB: 0	
3B: 0	DP: 0	SB: 0	
HR: 0	HBP: 1	CS: 0	

Houston Astros @ Philadelphia Phillies

Bright House Field, Clearwater, FL

Mon Mar 28 2011, 1:09 PM - 3:40 PM EDT

Att. 7,443 - Cloudy - 74 F

TOP

livebaseballscorecards.com

Batter	1	2	3	4	5	6	7	8	9	AB	R	H	RBI	BB	SO	LOB
21 Michael Bourn, L (1, 8) OBP: 0.318, SLG: 0.397	BBBB 4-0 29 G4-3 36 1B 23 G5-3 BB	x 0-0 36 1B 1-2 1B		x 0-0 ②③ G6-4-3 1-2f			BBBB 4-0 29 BB 36 1B 4 SF8 BB	x 0-0 ③ G6-3		2	1	1	0	2	0	2
98 Brandon Barnes, R (7, PR) OBP: 0.167, SLG: 0.333										1	1	0	0	0	0	1
(7, 9)																
36 Angel Sanchez, R (1, 6) OBP: 0.348, SLG: 0.310	x 0-0 23 G5-3 29 G4-3 1-2 1B	x 0-0 ③ 1-3 2-H 1B			x 0-0 ① P6		x 0-0 29 BB 23 E 1-2 1B		x 0-0 26 1B 2B	4	0	3	0	0	0	0
16 Matt Downs, R (7, PR) OBP: 0.352, SLG: 0.553										1	2	1	0	0	0	0
(7, 6)																
29 Brett Wallace, L (1, 3) OBP: 0.411, SLG: 0.561	x 0-0 ① G4-3 1-2 2-3		x 0-0 4 FC5-4 1B		x 0-0 4 G5-4-3 1B		BBBB 4-0 23 E 1-2 2-3 BB		x 0-0 95 HR 2-H 1B	3	0	2	0	1	0	2
26 Oswaldo Navarro, R (7, PR) OBP: 0.341, SLG: 0.324										1	1	1	1	0	0	0
(7, 3)																
4 Jason Michaels, R (1, 7) OBP: 0.415, SLG: 0.621	H 1-0 HBP		x 0-0 ① FC5-4 1-2f		x 0-0 ②③ G5-4-3 1-2f		x 0-0 ② SF8 3-H		x 0-0 1-H HR	2	0	0	1	0	0	2
95 JB Shuck, L (7, 7) OBP: 0.289, SLG: 0.452										1	1	1	2	0	0	0
(7, 7)																
23 Chris Johnson, R (1, 5) OBP: 0.296, SLG: 0.409	x 0-0 ② G5-3 2-3 3-H		x 0-0 ② F8			x 0-0 ① G5-3	x 0-0 E6 1-2 2-H		SSS 0-3 ① K	4	0	0	1	0	0	4
Tommy Manzella, R (7, PR) OBP: 0.341, SLG: 0.400										1	0	0	0	0	1	0
(7, 5)																
22 Bill Hall, R (1, 4) OBP: 0.333, SLG: 0.259	x 0-0 ③ P3		x 0-0 ③ P6			BBBB 4-0 BB	x 0-0 ③ F8		CCC 0-3 ② K	2	0	0	0	1	0	3
1 Anderson Hernandez, S (6, PR) OBP: 0.250, SLG: 0.279										2	0	0	0	0	1	2
(6, 4)																
3 Joe Inglett, L (1, 10) OBP: 0.273, SLG: 0.207		CCC 0-3 ① K		x 0-0 ① P6		x 0-0 ② F9		SSS 0-3 ① K	x 0-0 E3	5	0	0	0	0	2	1
55 Humberto Quintero, R (1, 2) OBP: 0.500, SLG: 0.588	x 0-0 21 1B 36 1B 1B	x 0-0 11 1B 1B		SSS 0-3 ③ K		x 0-0 ② G6-3	SSS 0-3 ③ K		3	0	2	0	0	1	1
82 Chris Wallace, R (6, 2) OBP: 0.250, SLG: 0.500										2	0	0	0	0	1	1
11 Jason Bourgeois, R (1, 9) OBP: 0.339, SLG: 0.383	x 0-0 ② F9	x 0-0 21 G6-4-3 1-2 1B				x 0-0 ① F7	x 0-0 1B		4	0	2	0	0	0	1
(7, 8)																
Inning Stats	R: 1 E: 0 K: 0 S: 4 H: 1 LOB: 2 BB: 1 P: 9	R: 0 E: 0 K: 1 S: 7 H: 3 LOB: 2 BB: 0 P: 7	R: 0 E: 0 K: 0 S: 4 H: 1 LOB: 1 BB: 0 P: 4	R: 0 E: 0 K: 0 S: 4 H: 2 LOB: 1 BB: 0 P: 4	R: 0 E: 0 K: 0 S: 3 H: 1 LOB: 0 BB: 0 P: 3	R: 0 E: 0 K: 1 S: 5 H: 0 LOB: 1 BB: 1 P: 9	R: 2 E: 1 K: 0 S: 5 H: 1 LOB: 2 BB: 2 P: 13	R: 0 E: 0 K: 1 S: 6 H: 1 LOB: 1 BB: 0 P: 6	R: 3 E: 1 K: 3 S: 13 H: 3 LOB: 1 BB: 0 P: 13	1B: 11 2B: 1 3B: 0 HR: 1 SF: 1 SAC: 0 DP: 2 HBP: 1						

AB	38
R	6
H	13
RBI	5
BB	4
SO	6
LOB	20

WP: 0 PB: 0 SB: 0 CS: 0 PA: 44

PITCHER		IP	WLS	BF	H	R	ER	SO	BB	IBB	HBP	BLK	WP	HR	S	P	ERA	WHIP
35 Nate Bump, R ERA: 1.8	(1, 1)	5.0	W	22	8	1	1	1	1	0	1	0	0	0	22	27	1.80	1.800
55 Danys Baez, R ERA: 2.7	(6, 1)	1.0		4	0	0	0	1	1	0	0	0	0	0	5	9	0.00	1.000
52 Jose Contreras, R ERA: 1.93	(7, 1)	0.1		1	0	0	0	0	0	0	0	0	0	0	1	1	0.00	0.000
22 Derrick Loop, L ERA: 13.5	(7, 1)	0.2		6	1	2	1	0	2	0	0	0	0	0	4	12	13.50	4.500
41 Michael Cisco, R ERA:	(8, 1)	1.0		4	1	0	0	1	0	0	0	0	0	0	6	6	0.00	1.000

PITCHER		IP	WLS	BF	H	R	ER	SO	BB	IBB	HBP	BLK	WP	HR	S	P	ERA	WHIP
71 Ebelin Lugo, R ERA: 27.0	(9, 1)	1.0		7	3	3	3	3	0	0	0	0	0	1	13	13	27.00	3.000

BOTTOM

Houston Astros @ Philadelphia Phillies

Bright House Field, Clearwater, FL

Mon Mar 28 2011, 1:09 PM - 3:40 PM EDT

Att. 7,443 - Cloudy - 74 F

livebaseballscorecards.com

Batter	1	2	3	4	5	6	7	8	9	AB	R	H	RBI	BB	SO	LOB
27 Placido Polanco, R (1, 5) OBP: 0.250, SLG: 0.186	F9	F7			3 SH5-4 8 1B BB	F7				2	1	0	0	1	0	1
60 Pete Orr, L (6, 5) OBP: 0.269, SLG: 0.481										1	0	0	0	0	0	0
3 Luis Castillo, S (1, 4) OBP: 0.358, SLG: 0.283	29 BB 8 1B BB	11 G3-1 29 2B 2B			SH5-4 1-2		G4-3			1	2	1	0	1	0	0
7 Michael Martinez, S (6, 4) OBP: 0.260, SLG: 0.371										1	0	0	0	0	0	0
11 Jimmy Rollins, S (1, 6) OBP: 0.288, SLG: 0.351	F7	G3-1 2-3			P5		F9			3	0	0	0	0	0	3
21 Wilson Valdez, R (6, 6) OBP: 0.375, SLG: 0.424										1	0	0	0	0	0	0
29 Raul Ibanez, L (1, 7) OBP: 0.319, SLG: 0.493	8 1B 8 E 1-2 BB	8 G3-1 3-H 2B			8 1B 10 HR BB		K			1	2	1	1	2	0	0
Cory Sullivan, L (6, 7) OBP: 0.444, SLG: 0.647										1	0	0	0	0	1	0
8 Shane Victorino, S (1, 8) OBP: 0.375, SLG: 0.523	E9 1-H 2-H 1B	G3-1 2-3			10 HR 1-2 2-H 1B			7 G1-6-3 1B		3	1	2	2	0	0	1
92 Rich Thompson, L (6, 8) OBP: 0.300, SLG: 0.222										1	0	1	0	0	0	0
10 Ben Francisco, R (1, 9) OBP: 0.467, SLG: 0.677	K	P3			HR 1-H 2-H			F8		3	1	1	3	0	1	2
24 Delwyn Young, S (6, 9) OBP: 0.317, SLG: 0.356										1	0	0	0	0	0	1
7 Ross Gload, L (1, 10) OBP: 0.355, SLG: 0.467		G5-3		G3-1	F7			G1-6-3 1-2f		4	0	0	0	0	0	1
15 John Mayberry Jr., R (1, 3) OBP: 0.347, SLG: 0.591		K		F7		K				3	0	0	0	0	2	0
51 Carlos Ruiz, R (1, 2) OBP: 0.319, SLG: 0.325		1B		G6-3		K2-3				2	0	1	0	0	0	0
85 Erik Kratz, R (5, 2) OBP: 0.227, SLG: 0.476										1	0	0	0	0	1	0
Inning Stats	R: 2 E: 1 K: 1 S: 6 / H: 1 LOB: 1 BB: 2 P: 14	R: 0 E: 0 K: 1 S: 6 / H: 1 LOB: 1 BB: 0 P: 6	R: 1 E: 0 K: 0 S: 5 / H: 2 LOB: 1 BB: 0 P: 5	R: 0 E: 0 K: 0 S: 3 / H: 0 LOB: 0 BB: 0 P: 3	R: 4 E: 0 K: 0 S: 5 / H: 2 LOB: 0 BB: 2 P: 15	R: 0 E: 0 K: 2 S: 7 / H: 0 LOB: 0 BB: 0 P: 7	R: 0 E: 0 K: 1 S: 5 / H: 0 LOB: 0 BB: 0 P: 5	R: 0 E: 0 K: 0 S: 3 / H: 1 LOB: 0 BB: 0 P: 3		1B: 4 2B: 2 3B: 0 HR: 1	SF: 0 SAC: 1 DP: 1 HBP: 0					

	AB	29
	R	7
	H	7
	RBI	6
	BB	4
	SO	5
	LOB	9

WP: 0 PB: 0 SB: 0 CS: 0 PA: 34

PITCHER		IP	WLS	BF	H	R	ER	SO	BB	IBB	HBP	BLK	WP	HR	S	P	ERA	WHIP
20 Bud Norris, R ERA: 7.71	(1, 1)	5.0	L	25	6	7	6	2	4	0	0	0	0	1	25	43	10.80	2.000
62 Aneury Rodriguez, R ERA: 5.25	(6, 1)	1.0		3	0	0	0	2	0	0	0	0	0	0	7	7	0.00	0.000
66 Enerio Del Rosario, R ERA:	(7, 1)	1.0		3	0	0	0	1	0	0	0	0	0	0	5	5	0.00	0.000
58 Fernando Abad, L ERA: 9.31	(8, 1)	1.0		3	1	0	0	0	0	0	0	0	0	0	3	3	0.00	1.000

PITCHER	IP	WLS	BF	H	R	ER	SO	BB	IBB	HBP	BLK	WP	HR	S	P	ERA	WHIP

Batter	1	2	3	4	5	6	7	8	9	AB	R	H	RBI	BB	SO	LOB
31 Jose Tabata, R (1, 7) OBP: 0.325, SLG: 0.318	B SI 92 B FF 92 C FF 90 B FF 91 B SI 91 4-1 22 G5-3 18 1B 37 2B BB	C C X 0-2 ③ G5-3			C FF 91 B SI 89 B FF 91 B SL 82 F FF 88 F FF 89 B CH 79 4-2 18 1B 18 E 1-2 BB		C SI 88 B SL 79 B SI 88 C SL 80 B SL 80 F SL 80 B SI 90 4-2 22 G6-4-3 18 1B BB		C SI 92 B FF 91 B FF 92 B FF 92 F FF 92 F FF 92 F FF 92 F FF 92 S SL 85 3-3 ② K	2	2	0	0	3	1	0
18 Neil Walker, S (1, 4) OBP: 0.351, SLG: 0.588	B SI 90 F SI 92 X CH 83 1-1 22 G5-3 37 2B 1-2 1B		C SI 89 X CU 71 0-1 ① L9		B SI 89 C SI 90 F SI 90 B FF 92 F SI 91 X CH 80 2-2 E9 22 1B 1-H 2-H 1B		X SI 90 0-0 22 G6-4-3 1-2 1B		B SL 85 B FF 92 C FF 92 B SL 84 B FF 92 4-1 BB	4	2	3	1	1	0	0
22 Andrew McCutchen, R (1, 8) OBP: 0.438, SLG: 0.571	X FF 91 0-0 ① G5-3 1-2 2-3		B SI 90 C FF 90 S CH 82 B CH 82 X CH 82 2-2 2B		C FF 91 B SI 90 B SL 82 X FF 91 2-1 24 G4-3 37 S 3-H 1B		B SL 80 D SL 80 B SI 90 X SI 88 3-0 ① ② G6-4-3 1-2f 2-3		C FF 92 C FF 92 B SL 83 S FF 92 1-3 ③ K	5	0	2	1	0	1	5
37 Lyle Overbay, L (1, 3) OBP: 0.419, SLG: 0.636	F F B X 1-2 2-H 3-H 2B		T FF 91 B SI 91 B SI 91 B FF 91 F CH 81 T SL 82 3-2 ② K		B B C 1 SAFE B SI 89 F SI 88 S SI 88 3-3 ① K 1-2		D SL 78 F CH 88 F FF 90 X FF 90 1-2 ③ G4-3			4	0	1	2	0	2	3
24 Pedro Alvarez, L (1, 5) OBP: 0.296, SLG: 0.424	C B B D B 4-1 41 FC4-6 BB		B CH 84 F FF 90 B SI 90 F SL 83 B CH 80 F SL 84 F FF 91 C FF 90 3-3 ③ K		X SI 89 0-0 ② G4-3 2-3			C FC 91 B SI 93 S CH 82 S CH 83 1-3 ① K		3	0	0	0	1	2	2
46 Garrett Jones, L (1, 9) OBP: 0.351, SLG: 0.283	C C SL 85 S SI 92 0-3 ② K			F SI 91 X FF 92 0-1 ① P5	B SL 79 S SL 79 S SI 89 F SI 89 B SI 88 X SI 89 2-2 ③ G4-3			C SI 92 S FF 91 B FC 89 X CH 82 1-2 41 G3 1B		4	0	1	0	0	1	3
41 Ryan Doumit, S (1, 2) OBP: 0.255, SLG: 0.326	B CH 84 B SI 89 X SI 92 2-0 ③ FC4-6 1-2f			C SL 85 F FF 91 B CU 78 B FF 90 X FF 90 2-2 ② G3-1		B SI 89 C SI 89 C SL 80 X SL 78 1-2 ① G4-3		B SI 93 F SI 92 B FF 92 X FC 90 2-1 ② G3 1-2		4	0	0	0	0	0	3
5 Ronny Cedeno, R (1, 6) OBP: 0.213, SLG: 0.317		C B B X 2-1 ① P5		C SL 84 B SL 84 F SL 81 F CH 80 X 1-2 ③ G6-3		C SI 90 X SI 90 0-1 ② G4-3		B SI 93 B FC 90 S CH 80 F CH 81 B FC 89 X SI 92 3-2 ③ G6-3		4	0	0	0	0	0	1
49 Ross Ohlendorf, R (1, 1) 10 Joshua Rodriguez, R (5, PH) OBP: 0.345, SLG: .500 83 Michael Dubee, R (5, 1) 14 John Bowker, L (6, PH) OBP: 0.317, SLG: 0.529 63 Chris Leroux, L (6, 1) 36 Garrett Olson, R (6, 1) 48 Jose Veras, R (7, 1) 47 Evan Meek, R (8, 1) 23 Matt Diaz, R (9, PH) OBP: 0.322, SLG: 0.394		C FF 90 B FF 90 F FF 89 S FF 92 1-3 ② K		B CU 67 B FF 89 B FF 89 B FF 88 4-0 31 BB 18 1B BB	B SI 90 X SI 89 1-0 ③ P5			C FF 93 S FF 92 B SL 85 S SL 84 1-3 ① K	1 0 0 0 0 1 0 0 1 0 0 0 1 0 0 0 0 0 0 0 0 0 0 1 0 0 0 0 0 0 0 0 0 0 0 0 0 0 0 0 0 0 0 0 0 0 0 0 0 0 0 0 0 0 0 1 0 0 0 0 1 0						

| Inning Stats | | | | | |

BOTTOM

Pittsburgh Pirates @ Philadelphia Phillies
Citizens Bank Park, Philadelphia, PA

Tue Mar 29 2011, 7:33 PM - 10:41 PM EDT
Att. 42,588 - Clear - 48 F

livebaseballscorecards.com

Batter	1	2	3	4	5	6	7	8	9	AB	R	H	RBI	BB	SO	LOB
8 Shane Victorino, S (1, 8) OBP: 0.382, SLG: 0.507 15 John Mayberry Jr., R (7, 8) OBP: 0.356, SLG: 0.597	L8	HBP		FC4-6		BB		1B		2 1	1 0	0 1	0 0	1 0	0 0	1 0
3 Luis Castillo, S (1, 4) OBP: 0.368, SLG: 0.300 21 Wilson Valdez, R (7, 4) OBP: 0.369, SLG: 0.417	1B	E6		FC3-6		1B		G4-3		4 1	2 0	2 0	1 0	0 0	0 0	3 2
11 Jimmy Rollins, S (1, 6) OBP: 0.298, SLG: 0.355 7 Michael Martinez, S (7, 6) OBP: 0.257, SLG: 0.366	1B	SF9		HBP		G4-3		E4		2 1	1 0	1 0	2 0	0 0	0 0	1 2
6 Ryan Howard, L (1, 3) OBP: 0.333, SLG: 0.609 7 Ross Gload, L (7, 3) OBP: 0.349, SLG: 0.459	K	F9		1B		F8		G6-3		4 1	0 0	1 0	1 1	0 0	1 0	4 2
29 Raul Ibanez, L (1, 7) OBP: 0.316, SLG: 0.479 24 Delwyn Young, S (7, 7) OBP: 0.313, SLG: 0.350	F7	F9		1B		G4-3		G4-3		4 1	0 0	1 0	1 0	0 0	0 0	2 2
10 Ben Francisco, R (1, 9) OBP: 0.456, SLG: 0.696		HR	P4	FC5			P6			4	1	1	1	0	0	2
60 Pete Orr, L (1, 5) OBP: 0.286, SLG: 0.491		HBP	2B	G4-3		K		K		3	1	1	0	0	1	0
51 Carlos Ruiz, R (1, 2) OBP: 0.320, SLG: 0.319 57 David Herndon, R (6, 1) 37 Antonio Bastardo, R (7, 1) 4 Dane Sardinha, R (7, PH) OBP: 0.375, SLG: 0.467 46 Ryan Madson, L (8, 1) 68 Michael Stutes, R (9, 1)		BB	G5-3	K		G1-3				2 0 0 1 0 0	1 0 0 0 0 0	0 0 0 0 0 0	0 0 0 0 0 0	1 0 0 0 0 0	1 0 0 0 0 0	1 0 0 0 0 0
44 Roy Oswalt, R (1, 1) OBP: 1.000, SLG: 1.000 16 J.C. Romero, S (5, 1) 85 Erik Kratz, R (5, PH) OBP: 0.250, SLG: 0.478 (6, 2)	SH3-4			1B		F8		1B		1 0 2	0 0 1	1 0 1	0 0 0	0 0 0	0 0 0	0 0 0
Inning Stats	R: 1 E: 0 K: 1 S: 13 H: 2 LOB: 1 BB: 0 P: 22	R: 3 E: 1 K: 0 S: 19 H: 1 LOB: 2 BB: 1 P: 33	R: 0 E: 0 K: 0 S: 7 H: 1 LOB: 1 BB: 0 P: 13	R: 2 E: 0 K: 0 S: 16 H: 3 LOB: 2 BB: 0 P: 26	R: 0 E: 0 K: 1 S: 7 H: 0 LOB: 0 BB: 0 P: 12	R: 1 E: 0 K: 0 S: 11 H: 1 LOB: 1 BB: 1 P: 18	R: 0 E: 0 K: 1 S: 7 H: 0 LOB: 0 BB: 0 P: 11	R: 1 E: 1 K: 0 S: 20 H: 2 LOB: 2 BB: 0 P: 26		1B: 8 2B: 1 3B: 0 HR: 1 SF: 1 SAC: 1 DP: 0 HBP: 3				WP: 0 PB: 0 SB: 3 CS: 0 PA: 41		

	AB	34
	R	8
	H	10
	RBI	7
	BB	2
	SO	3
	LOB	22

PITCHER		IP	WLS	BF	H	R	ER	SO	BB	IBB	HBP	BLK	WP	HR	S	P	ERA	WHIP
49 Ross Ohlendorf, R ERA: 9.82	(1, 1)	4.0	L	24	7	6	4	1	1	0	3	0	0	1	55	94	9.00	2.000
83 Michael Dubee, R ERA:	(5, 1)	1.0		3	0	0	0	1	0	0	0	0	0	0	7	12	0.00	0.000
63 Chris Leroux, R ERA: 4.91	(6, 1)	0.1		3	1	1	1	0	1	0	0	0	0	0	9	14	27.00	6.000
36 Garrett Olson, L ERA: 6.0	(6, 1)	0.2		2	0	0	0	0	0	0	0	0	0	0	2	4	0.00	0.000
48 Jose Veras, R ERA: 1.38	(7, 1)	1.0		3	0	0	0	1	0	0	0	0	0	0	7	11	0.00	0.000

PITCHER		IP	WLS	BF	H	R	ER	SO	BB	IBB	HBP	BLK	WP	HR	S	P	ERA	WHIP
47 Evan Meek, R ERA: 3.68	(8, 1)	1.0		6	2	1	0	0	0	0	0	0	0	0	20	26	0.00	2.000

Batter	1	2	3	4	5	6	7	8	9	AB	R	H	RBI	BB	SO	LOB
31 Jose Tabata, R (1, 7) OBP: 0.338, SLG: 0.333	C B X 1-1 G6-3		C B C B F F X 2-2 18 L8 18 WP 1B		X 0-0 1B		C S F B B S 2-3 K		1 SAFE C C X 0-2 SF7 1-2 3-H	3	0	2	0	0	0	0
14 John Bowker, L (5, PR) OBP: 0.302, SLG: 0.585 (5, 7)										1	0	0	1	0	1	0
18 Neil Walker, S (1, 4) OBP: 0.338, SLG: 0.563	C F B F X 1-2 G6-3		L C B F X 1-2 L8 1-3		C B X 1-1 G5-3 1-2		C C X 0-2 G5-3		C C B X 1-2 2-3 1B	3	0	0	0	0	0	2
77 Brian Friday, R (5, 4) OBP: 0.333, SLG: 0.357										2	0	1	0	0	0	0
22 Andrew McCutchen, R (1, 8) OBP: 0.421, SLG: 0.545	B C F F C 1-3 K		C B F T 1-2 K		C F B S 1-3 K		B X 1-0 L5		F B X 1-1 G5-3	3	0	0	0	0	3	2
90 Starling Marte, R (5, 8) OBP: 0.143, SLG: 0.143										2	0	0	0	0	0	2
37 Lyle Overbay, L (1, 3) OBP: 0.422, SLG: 0.649		C B B X 2-1 24 HR 2B	B C S B S 2-3 K			C B X 1-1 46 G3-1 87 1B 2B		C X 0-1 P5		2	1	1	0	0	1	1
51 Steve Pearce, R (5, 3) OBP: 0.339, SLG: 0.431										2	1	1	0	0	0	0
23 Matt Diaz, R (1, 9) OBP: 0.328, SLG: 0.386		X 0-0 B3		X 0-0 24 G3 2B		X 0-0 G3-1 2-3		C B X 1-1 G6-3		2	0	1	0	0	0	1
46 Garrett Jones, L (5, 9) OBP: 0.339, SLG: 0.271										2	0	0	0	0	0	1
24 Pedro Alvarez, L (1, 5) OBP: 0.301, SLG: 0.471		B X 1-0 2-H HR		B X 1-0 G3 2-3		C X 0-1 35 1B 3-H 1B		C B C B B F F X 3-2 G5-3		2	1	1	2	0	0	1
87 Jordy Mercer, R (5, 5) OBP: 0.444, SLG: 0.375										2	0	1	1	0	0	0
35 Jason Jaramillo, S (1, 2) OBP: 0.474, SLG: 0.657		C S B X 1-2 1B		X 0-0 P5		B X 1-0 1-2 1B			C B C F B F X 2-2 L4	4	0	2	0	0	0	1
5 Ronny Cedeno, R (1, 6) OBP: 0.206, SLG: 0.306		F X 0-1 L7		C C D S 1-3 K		C X 0-1 P3			B B C B X 3-1 85 1B 14 SF7 1B	2	0	0	0	0	1	2
10 Joshua Rodriguez, R (5, 6) OBP: 0.400, SLG: 0.368										2	1	1	0	0	0	2
50 Charlie Morton, R (1, 1) OBP: 0.200, SLG: 0.200		X 0-0 P4			B C S B F X 2-2 G6-3	B C S S 1-3 K			X 0-0 77 1B 14 SF7 1-3 1B	2	0	0	0	0	0	1
41 Ryan Doumit, S (6, PH) OBP: 0.250, SLG: 0.318										1	0	0	0	0	1	2
60 Michael Crotta, R (6, 1)										0	0	0	0	0	0	0
30 Chris Resop, R (7, 1)										0	0	0	0	0	0	0
Joel Hanrahan, R (8, 1)										0	0	0	0	0	0	0
85 Josh Harrison, R (9, PH) OBP: 1.000, SLG: 1.000										1	0	1	0	0	0	0
84 Jared Hughes, R (9, 1)										0	0	0	0	0	0	0
Inning Stats	R: 0 E: 0 K: 1 S: 10 H: 0 LOB: 0 BB: 0 P: 13	R: 2 E: 0 K: 0 S: 10 H: 3 LOB: 1 BB: 0 P: 14	R: 0 E: 0 K: 2 S: 15 H: 1 LOB: 1 BB: 0 P: 21	R: 0 E: 0 K: 1 S: 6 H: 1 LOB: 1 BB: 0 P: 8	R: 0 E: 0 K: 1 S: 10 H: 1 LOB: 1 BB: 0 P: 14	R: 1 E: 0 K: 1 S: 11 H: 3 LOB: 2 BB: 0 P: 14	R: 0 E: 0 K: 1 S: 8 H: 0 LOB: 0 BB: 0 P: 11	R: 0 E: 0 K: 0 S: 9 H: 0 LOB: 0 BB: 0 P: 13	R: 1 E: 0 K: 0 S: 16 H: 3 LOB: 2 BB: 0 P: 23	1B: 8 2B: 3 3B: 0 HR: 1	SF: 1 SAC: 0 DP: 0 HBP: 0						

TOP

Pittsburgh Pirates @ Philadelphia Phillies

Citizens Bank Park, Philadelphia, PA

Wed Mar 30 2011, 4:08 PM - 6:41 PM EDT

Att. 36,509 - Overcast - 50 F

livebaseballscorecards.com

AB	38
R	4
H	12
RBI	4
BB	0
SO	7
LOB	18

WP: 1 PB: 0 SB: 1 CS: 0 PA: 39

PITCHER		IP	WLS	BF	H	R	ER	SO	BB	IBB	HBP	BLK	WP	HR	S	P	ERA	WHIP
35 Cole Hamels, L ERA: 6.67	(1, 1)	3.0	L	13	4	2	2	3	0	0	0	0	1	1	35	48	6.00	1.333
52 Jose Contreras, R ERA: 1.74	(4, 1)	1.0		4	1	0	0	1	0	0	0	0	0	0	6	8	0.00	1.000
56 Joe Blanton, R ERA: 3.19	(5, 1)	3.0		13	4	1	1	3	0	0	0	0	0	0	29	39	3.00	1.333
38 Kyle Kendrick, R ERA: 4.42	(8, 1)	1.0		3	0	0	0	0	0	0	0	0	0	0	9	13	0.00	0.000
84 Juan Pablo Perez, L ERA: 2.57	(9, 1)	0.2		5	3	1	1	0	0	0	0	0	0	0	14	20	13.50	4.500

PITCHER		IP	WLS	BF	H	R	ER	SO	BB	IBB	HBP	BLK	WP	HR	S	P	ERA	WHIP
37 Antonio Bastardo, L ERA: 1.0	(9, 1)	0.1		1	0	0	0	0	0	0	0	0	0	0	2	3	0.00	0.000

BOTTOM

Pittsburgh Pirates @ Philadelphia Phillies
Citizens Bank Park, Philadelphia, PA
Wed Mar 30 2011, 4:08 PM - 6:41 PM EDT
Att. 36,509 - Overcast - 50 F

livebaseballscorecards.com

Batter	1	2	3	4	5	6	7	8	9	AB	R	H	RBI	BB	SO	LOB
8 Shane Victorino, S (1, 8) OBP: 0.380, SLG: 0.493 15 John Mayberry Jr., R (7, 8) OBP: 0.351, SLG: 0.588	BBBCB 4-1 11 1B 27 G3 BB		CBBX 2-1 ① G3		LFBFBBX 3-2 E1			CCX 0-2 ② L8		2 0 0 0 1 0 0 1 0 0 0 0 0 0						
27 Placido Polanco, R (1, 5) OBP: 0.235, SLG: 0.174 5 Pete Orr, L (8, 5) OBP: 0.298, SLG: 0.536	B 1 SAFE CFX 1-2 ① G3 1-2		BX 1-0 ② G6-3		1 SAFE BX 1-0 ③ L7			CBBBX 3-1 3B		3 0 0 0 0 0 2 1 0 1 0 0 0 0						
11 Jimmy Rollins, S (1, 6) OBP: 0.314, SLG: 0.364 85 Erik Kratz, R (5, 2) OBP: 0.231, SLG: 0.440	CFFBDX 2-2 6 S 2-3 1B		BFCFBFFBB 4-2 BB			FCBBCC 2-3 ① K		BFBFDX 3-2 ③ P3		1 0 1 0 1 0 0 2 0 0 0 0 1 1						
6 Ryan Howard, L (1, 3) OBP: 0.321, SLG: 0.583 7 Ross Gload, L (7, 3) OBP: 0.344, SLG: 0.452	BFSC 1-3 ② K 1-2		FSBBBX 3-2 ③ G6-3			CBX 1-1 ② G5-3			CX 0-1 ① G6-3	3 0 0 0 0 1 3 1 0 0 0 0 0 0						
29 Raul Ibanez, L (1, 7) OBP: 0.300, SLG: 0.453	CBFX 1-2 ③ F7			CFX 0-2 ① G4-3		BBFX 2-1 ③ G6-3			BBX 2-0 ② G4-3	4 0 0 0 0 0 2						
10 Ben Francisco, R (1, 9) OBP: 0.439, SLG: 0.667 38 Kyle Kendrick, R (8, 1) 84 Juan Pablo Perez, R (9, 1) 37 Antonio Bastardo, R (9, 1) 4 Dane Sardinha, R (9, PH) OBP: 0.412, SLG: 0.467		CBBBX 3-1 E5 51 G6-3 21 G3-1		BX 1-0 ② G5-3			CBFX 1-2 ① F9		CBFBBBB 4-2 BB	3 1 0 0 0 0 0 0 0 0 0 0 0 0 0 0 0 0 0 0 0 0 0 0 0 0 0 0 0 0 0 0 1 0 0						
51 Carlos Ruiz, R (1, 2) OBP: 0.308, SLG: 0.295 56 Joe Blanton, R (5, 1) OBP: 0.333, SLG: 0.333 24 Delwyn Young, S (7, PH) OBP: 0.303, SLG: 0.339 (8, 9)		BX 1-0 ① G6-3 2-3		CCX 0-2 ③ G5-3			BBSX 2-1 ② G3		CFFFX 0-2 ③ G3	2 0 0 0 0 0 1 0 0 0 0 0 0 0 2 0 0 0 0 0 1						
21 Wilson Valdez, R (1, 4) OBP: 0.353, SLG: 0.397		FX 0-1 ② G3-1 3-H			BX 1-0 ① G4-3		BCFX 1-2 ③ F9			3 0 0 1 0 0 0						
35 Cole Hamels, L (1, 1) OBP: 0.200, SLG: 0.200 52 Jose Contreras, R (4, 1) 7 Michael Martinez, S (5, 6) OBP: 0.250, SLG: 0.356		BBCFBX 3-2 ③ F7			BBCFFS 2-3 ② K			X 0-0 ① B1-3		1 0 0 0 0 0 0 0 0 0 0 0 0 0 2 0 0 0 0 1 0						
Inning Stats	R: 0 H: 1 E: 0 LOB: 2 K: 1 BB: 1 S: 14 P: 23	R: 1 H: 0 E: 1 LOB: 0 K: 0 BB: 0 S: 8 P: 15	R: 0 H: 0 E: 0 LOB: 1 K: 0 BB: 1 S: 11 P: 21	R: 0 H: 0 E: 0 LOB: 0 K: 0 BB: 0 S: 7 P: 8	R: 0 H: 0 E: 1 LOB: 1 K: 1 BB: 0 S: 10 P: 17	R: 0 H: 0 E: 0 LOB: 0 K: 1 BB: 0 S: 7 P: 12	R: 0 H: 0 E: 0 LOB: 0 K: 0 BB: 0 S: 8 P: 12	R: 0 H: 1 E: 0 LOB: 1 K: 0 BB: 0 S: 9 P: 15	R: 0 H: 0 E: 0 LOB: 1 K: 0 BB: 1 S: 10 P: 16	1B: 1 SF: 0 2B: 0 SAC: 0 3B: 1 DP: 0 HR: 0 HBP: 0							

PITCHER		IP	WLS	BF	H	R	ER	SO	BB	IBB	HBP	BLK	WP	HR	S	P	ERA	WHIP
50 Charlie Morton, R ERA: 2.63	(1, 1)	5.0	W	20	1	1	0	2	2	0	0	0	0	0	50	84	0.00	0.600
60 Michael Crotta, R ERA: 1.35	(6, 1)	1.0	H	3	0	0	0	1	0	0	0	0	0	0	7	12	0.00	0.000
30 Chris Resop, R ERA: 2.7	(7, 1)	1.0	H	3	0	0	0	0	0	0	0	0	0	0	8	12	0.00	0.000
Joel Hanrahan, R ERA: 6.75	(8, 1)	1.0	H	4	1	0	0	0	0	0	0	0	0	0	9	15	0.00	1.000
84 Jared Hughes, R ERA:	(9, 1)	1.0	S	4	0	0	0	0	1	0	0	0	0	0	10	16	0.00	1.000

PITCHER	IP	WLS	BF	H	R	ER	SO	BB	IBB	HBP	BLK	WP	HR	S	P	ERA	WHIP

AB	31
R	1
H	2
RBI	1
BB	3
SO	3
LOB	10

WP: 0 PA: 34
PB: 0
SB: 1
CS: 0

Batter	1	2	3	4	5	6	7	8	9	AB	R	H	RBI	BB	SO	LOB
21 Michael Bourn, L (1, 8) OBP: 0.400, SLG: 0.750	C SI 90 B FC 90 C FC 90 X CH 84 1-2 L8		C FC 90 X SI 92 0-1 L3		B FC 90 B FC 90 C FC 90 X FC 90 2-1 F9		B SI 90 X SI 90 1-0 36 SF9 2-H 3-H 3B		1 SAFE B SI 90 B SI 90 I IN 71 I IN 69 4-0 1-2 IBB	4	1	1	2	1	0	3
36 Angel Sanchez, R (1, 6) OBP: 0.400, SLG: 0.500	C SI 91 C FC 90 B FC 91 F FC 91 C CU 78 1-3 K			S FC 89 B SI 91 B CU 78 F FC 90 F FC 91 B FC 88 X SI 91 3-2 9 G6-3 1B		C SI 88 F SI 88 F CH 82 B CH 82 X CU 77 1-2 9 2B 22 G4-3 1B	X SI 91 0-0 SF9 3-H		X SI 89 0-0 G1-3	4	1	2	1	0	1	2
9 Hunter Pence, R (1, 9) OBP: 0.250, SLG: 0.500	S FC 92 F CH 85 B CU 80 F FC 90 B SI 92 S SI 92 2-3 K			X SI 91 0-0 G6-3 1-2		F FC 89 B SI 91 X FC 89 1-1 22 G4-3 1-3 2B	B SL 82 C SL 82 B SI 91 X SI 89 2-1 P3			4	0	1	0	0	1	1
45 Carlos Lee, R (1, 7) 59 Wilton Lopez, R (8, 1) 37 Brandon Lyon, R (9, 1)		C SI 92 B SI 92 F FC 90 S SI 93 1-3 K		F FC 90 F SI 91 X FC 91 0-2 F8		B SI 90 B SI 90 X CU 77 2-0 P4		F FF 93 X SI 92 0-1 G6-3		4 0 0	0 0 0	0 0 0	0 0 0	0 0 0	1 0 0	3 0 0
22 Bill Hall, R (1, 4)		C FC 91 X CH 86 0-1 G6-3		B CU 76 S FC 90 B FC 90 X CU 78 2-1 F7		F FC 89 F FC 90 F SI 90 X SI 91 1-2 G4-3 2-3 3-H		B FF 90 B FF 90 C SI 90 F FF 92 S CH 82 2-3 K		4	0	0	1	0	1	2
23 Chris Johnson, R (1, 5)		S FC 91 B SI 92 S CU 78 S CU 78 1-3 K		B SI 89 S FC 89 F SI 90 B SI 92 F FC 90 B SI 92 F FC 92 S FC 91 3-3 K		B CU 77 C CU 77 T FC 90 D CH 84 F FC 89 X CU 76 2-2 F7		B FF 90 F FF 92 F FC 90 F CH 82 S CH 82 1-3 K2-3		4	0	0	0	0	3	1
29 Brett Wallace, L (1, 3) OBP: 0.250, SLG: 0.250			B FC 90 F FC 90 B FC 90 S FC 89 X SI 91 2-2 G5-3	B SI 92 X FC 89 1-0 P4			B SI 86 F FF 86 X SI 88 1-1 39 SH3-4 55 1B 21 3B 1B		C CU 72 B CU 75 B SI 92 X SI 90 2-1 F7	4	1	1	0	0	0	0
55 Humberto Quintero, R (1, 2) OBP: 0.250, SLG: 0.250			B SI 92 B FC 90 B FC 90 C SI 90 F SI 90 T FC 90 3-2 K	B SI 91 S FC 90 B SI 91 S FC 91 X FC 91 2-2 E9 39 1B			B SI 89 1 SAFE X SI 90 1-0 39 SH3-4 21 3B 1-2 1B		M SI 90 B SI 89 C SI 90 B CU 74 X SI 91 2-2 G6-3	4	1	1	0	0	1	0
39 Brett Myers, R (1, 1) OBP: 1.000, SLG: 1.000 11 Jason Bourgeois, R (8, 7) OBP: 1.000, SLG: 1.000			B FC 91 C FC 90 S FC 90 X CU 78 1-2 1B	B SI 91 F FC 91 X FC 91 1-1 2-3 1B			M SI 88 B SI 88 L SI 89 B SI 90 X SI 90 2-2 SH3-4 1-2 2-3		F SI 91 B SI 91 F SI 91 F CU 73 F SI 92 X SI 91 1-2 21 S 1B	2 1	0 0	2 1	0 0	0 0	0 0	0 0
Inning Stats	R: 0 E: 0 K: 2 S: 11 H: 0 LOB: 0 BB: 0 P: 15	R: 0 E: 0 K: 2 S: 8 H: 0 LOB: 0 BB: 0 P: 10	R: 0 E: 0 K: 1 S: 11 H: 1 LOB: 1 BB: 0 P: 17	R: 0 E: 0 K: 0 S: 10 H: 1 LOB: 1 BB: 0 P: 15	R: 0 E: 1 K: 1 S: 13 H: 1 LOB: 2 BB: 0 P: 22	R: 1 E: 0 K: 0 S: 15 H: 2 LOB: 1 BB: 0 P: 22	R: 3 E: 0 K: 0 S: 10 H: 3 LOB: 0 BB: 0 P: 17	R: 0 E: 0 K: 2 S: 9 H: 0 LOB: 0 BB: 0 P: 12	R: 0 E: 0 K: 0 S: 11 H: 1 LOB: 2 BB: 1 P: 20	1B: 7 2B: 1 3B: 1 HR: 0 SF: 1 SAC: 1 DP: 0 HBP: 0						

TOP

Houston Astros @ Philadelphia Phillies

Citizens Bank Park, Philadelphia, PA

Fri Apr 01 2011, 1:12 PM - 3:57 PM EDT

Att. 45,237 - Drizzle - 40 F

livebaseballscorecards.com

AB	35
R	4
H	9
RBI	4
BB	1
SO	8
LOB	12

| | | | | | |

BOTTOM

Batter	1	2	3	4	5	6	7	8	9	AB	R	H	RBI	BB	SO	LOB
8 Shane Victorino, S (1, 8)	C CH 85 X SL 82 0-1 F9 ①		B CU 76 B CU 72 C SI 87 B FF 87 X SI 86 3-1 F8 ③			B SI 86 B SI 87 B SI 86 C SI 86 B SI 86 4-1 27 CS BB		F SI 88 F SI 88 B SI 88 X SI 89 1-2 FC4-6 ② 1-2f		3	0	0	0	1	0	2
27 Placido Polanco, R (1, 5)	B FF 88 B FC 87 X FC 87 2-0 G4-3 ②			B FF 87 X SL 80 1-0 F9 ①		B SL 82 C FF 87 1-1 CS ③ 1-2	B FF 86 C FF 86 B SI 86 B CH 84 B CH 85 4-1 6 PB 11 1B 6 SF8 BB	C SI 90 F SI 88 D SI 89 B SI 90 F SI 90 X FS 81 2-2 F7 ③		3	1	0	0	1	0	1
11 Jimmy Rollins, S (1, 6) OBP: 0.500, SLG: 0.500	X SI 88 0-0 G4-3 ③			C SI 86 C CU 73 B CU 76 B SI 89 B CU 75 X CH 81 3-2 G5-3 ②			C CH 83 B CU 72 F CH 84 X CU 74 1-2 6 SF8 6 PB 29 G3 1-2 1B		C SI 89 B SI 90 X FC 88 1-1 10 S 6 1B 10 1B 1B	4	2	2	0	0	0	0
6 Ryan Howard, L (1, 3) OBP: 0.500, SLG: 0.667		X SI 86 0-0 29 G4-6-3 1B		X SI 87 0-0 G3-1 ③			C FF 86 F SL 82 B FF 87 F CU 76 B CU 78 X CU 74 2-2 SF8 ① 1-3 2-H		C FF 87 B FF 89 B SI 90 F FF 89 B FF 89 F FC 88 X FF 89 3-2 51 1B 10 1B 21 1B 1-2 1B	3	1	2	1	0	0	0
29 Raul Ibanez, L (1, 7)		C FF 86 B CU 73 B CU 73 B SI 87 X FF 86 3-1 G4-6-3 ①② 1-2f			C SI 87 B SL 81 X CH 81 1-1 G4-3 ①		F CH 80 X SL 81 0-1 G3 ② 3-H		B FF 90 S SI 90 C SI 91 X FF 89 1-2 F4 ①	4	0	0	1	0	0	3
10 Ben Francisco, R (1, 9) OBP: 0.500, SLG: 0.333		C SL 82 B FF 89 X FF 88 1-1 P4 ③			B FF 88 X SI 87 1-0 L5 ②		B SL 82 B SL 81 F FF 88 B FF 89 S FF 89 F FF 89 B FF 88 4-2 BB		C FF 89 B FF 89 B FF 88 F FF 89 X CU 76 2-2 21 1B 51 1B 15 1B 1-2 2-H 1B	3	1	1	1	1	0	0
51 Carlos Ruiz, R (1, 2) OBP: 0.250, SLG: 0.250			C SL 80 B FF 87 X SL 82 1-1 G5-3 ①		B SL 82 B SL 81 C CH 80 T FF 88 X FF 89 2-2 F8 ③		C CH 80 B CU 74 X SL 80 1-1 F8 ③		C FF 89 F FF 88 B FF 90 F CU 77 X FF 88 1-2 15 1B 21 1B 1-2 2-3 1B	4	0	1	0	0	0	1
21 Wilson Valdez, R (1, 4) OBP: 0.500, SLG: 0.750			B FF 89 X SL 80 1-0 34 G6-3 2B			C CH 85 X CH 79 0-1 F7 ①		C SI 89 X SI 90 0-1 G4-3 ①	X FC 87 0-0 15 1B 1-2 2-3 3-H 1B	4	0	2	1	0	0	0
34 Roy Halladay, R (1, 1) 5 Pete Orr, L (6, PH) 16 J.C. Romero, S (7, 1) 57 David Herndon, R (7, 1) 46 Ryan Madson, L (8, 1) 7 Ross Gload, L (8, PH) OBP: 1.000, SLG: 1.000 55 Danys Baez, R (9, 1) 15 John Mayberry Jr., R (9, PH) OBP: 1.000, SLG: 1.000			B FF 88 X FF 89 1-0 G6-3 ② 2-3			B CH 84 C CH 79 X CH 81 1-1 L3 ②		C SI 88 B FS 82 X SI 87 1-1 8 FC4-6 1B	B SI 89 F SI 88 B FF 88 F SI 89 X FF 87 2-2 1-2 2-3 3-H 1B	1 1 0 0 0 0 1 0 1	0 0 0 0 0 0 0 0 0	0 0 0 0 0 0 1 0 1	0 0 0 0 0 0 0 0 1	0 0 0 0 0 0 0 0 1	0 0 0 0 0 0 0 0 0	1 0 0 0 0 0 0 0 0
Inning Stats	R: 0 E: 0 K: 0 S: 4 H: 0 LOB: 0 BB: 0 P: 6	R: 0 E: 0 K: 0 S: 5 H: 1 LOB: 0 BB: 0 P: 9	R: 0 E: 0 K: 0 S: 6 H: 1 LOB: 1 BB: 0 P: 12	R: 0 E: 0 K: 0 S: 5 H: 0 LOB: 0 BB: 0 P: 9	R: 0 E: 0 K: 0 S: 6 H: 0 LOB: 0 BB: 0 P: 10	R: 0 E: 0 K: 0 S: 6 H: 0 LOB: 0 BB: 1 P: 12	R: 2 E: 0 K: 0 S: 15 H: 1 LOB: 1 BB: 2 P: 27	R: 0 E: 0 K: 0 S: 11 H: 1 LOB: 1 BB: 0 P: 15	R: 3 E: 0 K: 0 S: 20 H: 6 LOB: 3 BB: 0 P: 30	1B: 9 2B: 1 3B: 0 HR: 0 SF: 1 SAC: 0 DP: 1 HBP: 0						

PITCHER		IP	WLS	BF	H	R	ER	SO	BB	IBB	HBP	BLK	WP	HR	S	P	ERA	WHIP
39 Brett Myers, R ERA: 1.29	(1, 1)	7.0		25	3	2	1	0	3	0	0	0	0	0	47	85	1.29	0.857
59 Wilton Lopez, R ERA:	(8, 1)	1.0	H	4	1	0	0	0	0	0	0	0	0	0	11	15	0.00	1.000
37 Brandon Lyon, R ERA: 81.0	(9, 1)	0.1	L	7	6	3	3	0	0	0	0	0	0	0	20	30	81.00	18.000

PITCHER	IP	WLS	BF	H	R	ER	SO	BB	IBB	HBP	BLK	WP	HR	S	P	ERA	WHIP

Houston Astros @ Philadelphia Phillies

Citizens Bank Park, Philadelphia, PA

Fri Apr 01 2011, 1:12 PM - 3:57 PM EDT

Att. 45,237 - Drizzle - 40 F

livebaseballscorecards.com

AB	32
R	5
H	10
RBI	5
BB	3
SO	0
LOB	8

WP: 0	PA: 37
PB: 1	
SB: 1	
CS: 1	

Houston Astros @ Philadelphia Phillies

Citizens Bank Park, Philadelphia, PA

Sat Apr 02 2011, 7:08 PM - 9:58 PM EDT

Att. 45,455 - Cloudy - 51 F

TOP

livebaseballscorecards.com

Batter	1	2	3	4	5	6	7	8	9	AB	R	H	RBI	BB	SO	LOB
21 Michael Bourn, L (1, 8) OBP: 0.200, SLG: 0.333	C FF 90 B FC 87 C FC 87 F B CU 76 B FF 92 X FC 87 3-2 ① G4-3		C FC 86 B FC 86 X FF 91 1-1 ③ G3			L CH 87 B FC 84 S FF 88 B FC 83 F CH 82 B FF 91 F FF 90 S FC 85 3-3 ① K		B SI 91 C SI 92 F SI 91 B CU 76 B SI 93 S SI 91 3-3 ② K	S SL 89 C SI 93 B FF 94 C FF 95 1-3 ③ K	5	0	0	0	0	3	2
36 Angel Sanchez, R (1, 6) OBP: 0.444, SLG: 0.500	C FF 92 B SI 92 F FC 86 B CH 85 S CH 86 2-3 ② K			X CH 83 0-0 45 3B 1B		C FF 90 B FF 90 B FC 84 F FF 89 B FC 85 X SI 90 3-2 9 G4-3 45 HR 1B		B SI 91 C SI 91 C CU 76 X SI 92 1-2 E5 9 1B 45 1B		4	3	2	0	0	1	0
9 Hunter Pence, R (1, 9) OBP: 0.250, SLG: 0.375	S CH 86 B FF 92 F FF 92 F CH 86 B CU 74 S FF 92 2-3 ③ K			C FF 89 F FC 85 S CU 74 0-3 ① K		T CH 82 F CU 74 X FF 91 0-2 ② G4-3 1-2		C CU 75 X SI 93 0-1 45 1B 1-2 1B		4	0	1	0	0	2	2
45 Carlos Lee, R (1, 7) OBP: 0.375, SLG: 1.000		B CH 85 F CH 84 X FF 90 1-1 ① G5-3		B FF 90 C FC 86 X FF 90 1-1 1-H 3B		B FC 85 C FF 89 C FF 89 X FF 90 1-2 2-H HR		C SI 92 D CU 77 F SI 92 B SI 92 F SI 93 B CU 76 F SI 92 X SI 93 3-2 22 FC5-4 1-3 2-H 1B		4	1	3	4	0	0	0
22 Bill Hall, R (1, 4)		B CH 83 F FF 90 F FF 90 S CH 85 1-3 ② K		C SI 89 S FF 91 F FF 92 F FC 87 F CH 84 B FF 93 S FC 87 1-3 ② K		S CH 83 C FC 84 B FC 84 B CU 74 F CH 83 F FC 85 B FF 91 C FC 86 3-3 ③ K		B SI 92 X SI 91 1-0 ③ FC5-4 1-2f		4	0	0	0	0	3	3
23 Chris Johnson, R (1, 5) OBP: 0.250, SLG: 0.143		B CH 84 S CH 84 F FF 92 H CU 77 2-2 29 FC5-4 HBP		C FC 85 X CU 74 0-1 ③ G1-3			F CH 82 B FC 83 F FF 88 C FC 85 1-3 ① K		B SI 94 F SL 88 S SL 90 B SL 90 X SL 89 2-2 46 1B 1B	3	0	1	0	0	1	1
29 Brett Wallace, L (1, 3) OBP: 0.125, SLG: 0.125		C FC 87 B FC 85 B FF 90 X FC 84 2-1 ③ FC5-4 1-2f			X FF 89 0-0 ① L3		C SI 90 B CU 72 S FC 83 S CU 74 1-3 ② K		B SI 93 S SL 89 B SI 93 X SI 93 2-1 ① F7	4	0	0	0	0	1	2
46 J.R. Towles, R (1, 2) OBP: 0.250, SLG: 0.250			B FF 90 X FF 88 1-0 ① G5-3		B FF 89 C FF 89 B FC 84 S CH 84 F FC 86 X FF 91 2-2 ② F9		C FC 83 B FC 84 F FC 83 B FF 91 X FC 86 2-2 ③ G5-3		C SI 93 B SL 90 F SI 93 X SI 94 1-2 1-2 1B	4	0	1	0	0	0	0
51 Wandy Rodriguez, S (1, 1) 66 Enerio Del Rosario, R (5, 1) 54 Mark Melancon, R (6, 1) 62 Aneury Rodriguez, R (7, 1) 3 Joe Inglett, L (8, PH) 47 Jeff Fulchino, R (8, 1) 4 Jason Michaels, R (9, PH)			C FF 90 F FF 90 C FF 92 0-3 ② K		B FF 90 C FF 91 F FF 91 F FC 86 C FF 91 1-3 ③ K			X SI 91 0-0 ① G3	C SL 88 F SI 92 B SI 94 S SI 93 1-3 ② K	2 0 0 0 1 0 1	0 0 0 0 0 0 0	0 0 0 0 0 0 0	0 0 0 0 0 0 0	0 0 0 0 0 0 0	2 0 0 0 0 0 0	0 0 0 0 0 0 0
Inning Stats	R: 0 E: 0 K: 2 S: 11 H: 0 LOB: 0 BB: 0 P: 18	R: 0 E: 0 K: 1 S: 9 H: 0 LOB: 1 BB: 0 P: 15	R: 0 E: 0 K: 1 S: 6 H: 0 LOB: 0 BB: 0 P: 8	R: 1 E: 0 K: 2 S: 14 H: 2 LOB: 1 BB: 0 P: 16	R: 0 E: 0 K: 1 S: 9 H: 0 LOB: 0 BB: 0 P: 12	R: 2 E: 0 K: 2 S: 19 H: 2 LOB: 0 BB: 0 P: 29	R: 0 E: 0 K: 2 S: 9 H: 0 LOB: 0 BB: 0 P: 13	R: 1 E: 1 K: 1 S: 15 H: 2 LOB: 2 BB: 0 P: 23	R: 0 E: 0 K: 2 S: 14 H: 2 LOB: 2 BB: 0 P: 21	1B: 6 2B: 0 3B: 1 HR: 1	SF: 0 SAC: 0 DP: 0 HBP: 1	WP: 0 PB: 0 SB: 0 CS: 0	PA: 37			

	AB	36
	R	4
	H	8
	RBI	4
	BB	0
	SO	14
	LOB	12

PITCHER		IP	WLS	BF	H	R	ER	SO	BB	IBB	HBP	BLK	WP	HR	S	P	ERA	WHIP
33 Cliff Lee, L ERA: 3.86	(1, 1)	7.0	W	26	4	3	3	11	0	0	1	0	0	1	77	111	3.86	0.571
55 Danys Baez, R ERA:	(8, 1)	1.0		6	2	1	0	1	0	0	0	0	0	0	15	23	0.00	2.000
52 Jose Contreras, R ERA:	(9, 1)	1.0		5	2	0	0	2	0	0	0	0	0	0	14	21	0.00	2.000

PITCHER	IP	WLS	BF	H	R	ER	SO	BB	IBB	HBP	BLK	WP	HR	S	P	ERA	WHIP

Batter	1	2	3	4	5	6	7	8	9	AB	R	H	RBI	BB	SO	LOB
8 Shane Victorino, S (1, 8) OBP: 0.286, SLG: 0.167 15 John Mayberry Jr., R (5, PH) (6, 8) OBP: 0.333, SLG: 0.333	C FC 88 X CH 82 0-1 ① F9	B CU 75 X FF 88 1-0 ③ F9		C FC 89 X FC 90 0-1 27 E 2-H 3-H 1B	C SI 89 B SI 90 S SI 89 S SI 89 1-3 ③ K		F SI 92 F FF 92 B SL 81 X SL 78 1-2 ③ P6			3 2	0 0	1 0	2 0	0 0	0 1	0 2
27 Placido Polanco, R (1, 5) OBP: 0.444, SLG: 0.375	C FC 90 B CH 84 B CH 83 X FF 89 2-1 6 1B 11 1B 1B		C FC 89 C CU 76 X FF 90 0-2 ① P4	1 SAFE C FC 88 X CU 74 0-1 E6 1-2		B FF 92 X FF 91 1-0 1B		X SI 91 0-0 10 1B 11 L1-3 1B		5	2	3	0	0	0	1
11 Jimmy Rollins, S (1, 6) OBP: 0.444, SLG: 0.444	F FF 90 D CH 83 B CH 84 B CU 77 X FF 90 3-1 6 1B 29 2B 1-2 1B		B FC 89 X FF 90 1-0 1B	C FF 88 B CU 75 C CU 77 F FF 87 D CU 79 X FF 89 2-2 ③ F8		C SI 91 C FF 90 S KC 83 0-3 ① K		C SI 93 D SI 93 B SI 93 X SI 93 2-1 ① L1-3 1-2		5	1	2	0	0	1	4
6 Ryan Howard, L (1, 3) OBP: 0.444, SLG: 0.500	X SI 88 0-0 29 2B 1-3 2-H 1B		D CU 76 1 SAFE 1 SAFE B FC 85 C CU 74 F CU 75 S FC 88 2-3 ② K		C CU 73 B CU 72 B FC 86 X CU 76 2-1 10 2B 1B	F SI 92 B SI 90 F FF 92 F FF 91 B KC 84 S KC 83 2-3 ② K		S CH 85 C SI 95 B SI 94 S FF 95 1-3 ② K		5	1	2	1	0	3	3
10 Ben Francisco, R (1, 9) OBP: 0.444, SLG: 0.500	D CH 85 F CU 76 B FF 91 S CU 77 F CU 77 C FF 91 2-3 ② K		C CU 74 F CU 74 B FF 89 S FC 88 1-3 ③ K		B FC 89 B CU 74 X FC 87 2-0 1-H 29 1B 2B	D FS 81 X FF 90 1-0 ③ G6-3		C SI 94 X SI 94 0-1 2-H 29 FC4-6 1B		5	1	2	2	0	2	4
29 Raul Ibanez, L (1, 7) OBP: 0.444, SLG: 0.429	C FC 90 S CU 77 B FF 90 X CU 77 1-2 1-3 3-H 2B			C FC 89 B CU 77 F FF 89 B FF 90 B CU 76 F CU 77 B SI 89 4-2 33 SH2-4 51 HBP 8 1B BB	B CU 76 C CU 75 X CU 72 1-1 51 G5-3 2-H 21 1B 1B		B FF 92 C FF 92 F FF 92 B FF 93 F FF 92 F SL 80 B SL 82 B FF 92 4-2 51 2B BB	B FF 92 X CH 86 1-0 ③ FC4-6 1-2f		3	3	2	2	2	0	1
51 Carlos Ruiz, R (1, 2) OBP: 0.375, SLG: 0.429	C FF 89 C FF 88 B FF 88 X CU 78 1-2 ③ F7			C FF 89 C FC 90 H FC 90 1-2 33 SH2-4 8 1B 1-2 HBP	B SI 88 F SI 87 X SI 87 1-1 ① G5-3 1-2		1 SAFE B FF 90 F FF 90 B FF 91 T FF 90 B SL 80 F FF 89 X FF 90 3-2 7 G4-3 1-H 2B			3	1	1	1	0	0	3
21 Wilson Valdez, R (1, 4) OBP: 0.375, SLG: 0.500		C FC 88 S CU 75 X FC 89 0-2 ① G4-3		C CU 78 S CU 76 S CU 77 0-3 ① K	X SI 90 0-0 33 G5-3 2-H 1B		X SL 79 0-0 ① L4			4	0	1	1	0	1	3
33 Cliff Lee, L (1, 1) 7 Ross Gload, L (7, PH) OBP: 0.500, SLG: 0.500 55 Danys Baez, R (8, 1) 52 Jose Contreras, R (9, 1)		F FC 88 C SI 88 S CU 75 0-3 ② K2-3		C CU 76 X CU 76 0-1 ② SH2-4 1-2 2-3	B CH 85 F SI 88 F SI 90 B SI 91 X SI 89 2-2 ② G5-3 1-2		B SI 92 C SL 77 F SL 80 X FF 91 1-2 ② G4-3 2-3			2 1 0 0	0 0 0 0	0 0 0 0	0 0 0 0	0 0 0 0	1 0 0 0	1 1 0 0
Inning Stats	R: 2 E: 0 K: 1 S: 17 H: 4 LOB: 2 BB: 0 P: 26	R: 0 E: 0 K: 1 S: 7 H: 0 LOB: 0 BB: 0 P: 8	R: 0 E: 0 K: 2 S: 10 H: 1 LOB: 1 BB: 0 P: 14	R: 2 E: 1 K: 1 S: 18 H: 1 LOB: 2 BB: 1 P: 25	R: 3 E: 0 K: 1 S: 14 H: 4 LOB: 1 BB: 0 P: 23	R: 0 E: 0 K: 2 S: 9 H: 1 LOB: 1 BB: 0 P: 13	R: 1 E: 0 K: 0 S: 16 H: 1 LOB: 1 BB: 1 P: 25	R: 1 E: 0 K: 1 S: 9 H: 2 LOB: 1 BB: 0 P: 13		1B: 11 2B: 3 3B: 0 HR: 0	SF: 0 SAC: 1 DP: 0 HBP: 1			WP: 0 PB: 0 SB: 0 CS: 0	PA: 42	

PITCHER		IP	WLS	BF	H	R	ER	SO	BB	IBB	HBP	BLK	WP	HR	S	P	ERA	WHIP
51 Wandy Rodriguez, L ERA: 15.75	(1, 1)	4.0	L	24	9	7	7	5	1	0	1	0	0	0	57	83	15.75	2.500
66 Enerio Del Rosario, R ERA:	(5, 1)	1.0		4	1	0	0	1	0	0	0	0	0	0	9	13	0.00	1.000
54 Mark Melancon, R ERA:	(6, 1)	1.0		4	1	0	0	2	0	0	0	0	0	0	9	13	0.00	1.000
62 Aneury Rodriguez, R ERA: 9.0	(7, 1)	1.0		5	1	1	1	0	1	0	0	0	0	0	16	25	9.00	2.000
47 Jeff Fulchino, R ERA: 9.0	(8, 1)	1.0		5	2	1	1	1	0	0	0	0	0	0	9	13	9.00	2.000

PITCHER	IP	WLS	BF	H	R	ER	SO	BB	IBB	HBP	BLK	WP	HR	S	P	ERA	WHIP

BOTTOM

Houston Astros @ Philadelphia Phillies

Citizens Bank Park, Philadelphia, PA

Sat Apr 02 2011, 7:08 PM - 9:58 PM EDT

Att. 45,455 - Cloudy - 51 F

livebaseballscorecards.com

AB	38
R	9
H	14
RBI	9
BB	2
SO	9
LOB	23

Houston Astros @ Philadelphia Phillies

Citizens Bank Park, Philadelphia, PA

Sun Apr 03 2011, 1:39 PM - 4:25 PM EDT

Att. 45,562 - Partly Cloudy - 54 F

TOP

livebaseballscorecards.com

Batter	1	2	3	4	5	6	7	8	9	AB	R	H	RBI	BB	SO	LOB
21 Michael Bourn, L (1, 8) OBP: 0.214, SLG: 0.250	F SI 92 X SI 92 0-1 ① G4-3		B SI 93 X CH 83 1-0 ② B2-3		B FF 92 C SI 92 F FF 91 B FF 94 B CU 67 F FF 93 B FF 93 4-2 BB		C SI 92 C SL 85 B SL 82 B SL 85 X SI 92 2-2 ③ F8			3	0	0	0	1	0	0
36 Angel Sanchez, R (1, 6) OBP: 0.308, SLG: 0.333	B SI 94 B FF 92 X FF 91 2-0 ② F9		C SI 92 X CU 72 0-1 ③ G6-3		X SI 92 0-0 ③ G4-3			C SI 91 B SI 92 X SI 92 1-1 ① G5-3		4	0	0	0	0	0	1
9 Hunter Pence, R (1, 9) OBP: 0.417, SLG: 0.750	X FC 86 0-0 1B			B FF 92 B CH 82 C FF 92 B CH 82 X FF 93 3-1 HR		C FF 92 B CU 75 B CU 68 X FF 92 2-1 45 FC6-4 1B		B SI 92 C SI 92 B SI 92 B SL 82 F SI 92 F SI 93 F SI 93 F SI 93 X SI 93 3-2 ② F9		4	1	3	1	0	0	0
45 Carlos Lee, R (1, 7) OBP: 0.417, SLG: 0.818 47 Jeff Fulchino, R (8, 1)	C FF 94 B FF 94 D SI 84 F SI 94 X CH 83 2-2 ③ P3			H SI 93 1-0 23 FC5-4 HBP		F CH 84 C FF 92 B SI 91 F FF 92 1 SAFE X FF 92 1-2 ① FC6-4 22 2B 29 G3 1-2f		B SL 82 F SI 92 B SI 93 F CH 82 B SL 83 X SI 92 3-2 22 FC6-4 1B		3 0	1 0	1 0	0 0	0 0	0 0	2 0
22 Bill Hall, R (1, 4) OBP: 0.083, SLG: 0.167		B SI 92 F SI 93 F CH 83 C SI 93 1-3 ① K		B SI 92 C FC 82 B FF 92 F FF 91 F CH 82 X FF 93 2-2 ① F9		1 SAFE C CH 82 B SI 91 C CH 82 B FF 92 X CH 80 2-2 29 G3 2B 1-3		X SI 92 0-0 ③ FC6-4 1-2f		4	0	1	0	0	1	2
29 Brett Wallace, L (1, 3) OBP: 0.167, SLG: 0.091		C SI 85 C CU 71 S FF 92 0-3 ② K		C CH 82 S SI 92 B FF 93 B SI 92 S CU 67 2-3 ② K		F FF 92 B FF 92 F CU 72 X CU 67 1-2 ② G3 2-3 3-H			B SI 88 B SI 88 B CH 82 C SI 87 F SI 89 F FC 88 B SI 89 4-2 23 1B 55 G6-3 BB	3	1	0	1	1	2	2
23 Chris Johnson, R (1, 5) OBP: 0.333, SLG: 0.364		B FF 93 S FF 93 X CH 84 1-1 2B		B FF 94 X FC 83 1-0 ③ FC5-4 1-2f		F FF 93 F SI 91 F FF 93 S SL 79 0-3 ③ K			C SI 86 X FF 87 0-1 55 G6-3 1-3 1B	4	0	2	0	0	1	2
55 Humberto Quintero, R (1, 2) OBP: 0.125, SLG: 0.125		B FF 93 C FF 93 S SI 94 S FF 94 1-3 ③ K			B FF 93 X SI 91 1-0 ① F7		B SI 91 C SI 92 X SL 81 1-1 ① F8		F SI 89 B SI 89 X SI 90 1-1 ① ② G6-3 1-2f 3-H	4	0	0	0	0	1	2
20 Bud Norris, R (1, 1) 3 Joe Inglett, L (5, PH) 58 Fernando Abad, L (5, 1) 62 Aneury Rodriguez, R (6, 1) 66 Enerio Del Rosario, R (6, 1) 11 Jason Bourgeois, R (7, PH) OBP: 0.500, SLG: 0.500 54 Mark Melancon, R (7, 1) 4 Jason Michaels, R (8, 7)			B FF 93 C FF 92 X FF 93 1-1 ① G1-3		C SI 91 F CH 84 F FF 94 B FF 94 S CU 67 1-3 ② K		B SI 92 X SI 93 1-0 ② G4-3		B SI 88 F SI 89 F SI 89 B CH 85 X SI 90 2-2 ③ L9	1 1 0 0 0 1 0 1	0 0 0 0 0 0 0 0	0 0 0 0 0 0 0 0	0 0 0 0 0 0 0 0	0 0 0 0 0 1 0 0	0 1 0 0 0 0 0 0	0 0 0 0 0 0 0 0

	AB	33
	R	3
	H	7
	RBI	2
	BB	2
	SO	6
	LOB	11

Inning Stats	1	2	3	4	5	6	7	8	9	1B: 4	SF: 0	WP: 0	PA: 36
	R: 0 E: 0 K: 0 S: 7 H: 1 LOB: 1 BB: 0 P: 11	R: 0 E: 0 K: 3 S: 11 H: 1 LOB: 1 BB: 0 P: 14	R: 0 E: 0 K: 0 S: 5 H: 0 LOB: 0 BB: 0 P: 7	R: 1 E: 0 K: 1 S: 10 H: 1 LOB: 1 BB: 0 P: 19	R: 0 E: 0 K: 1 S: 9 H: 0 LOB: 1 BB: 1 P: 15	R: 1 E: 0 K: 1 S: 16 H: 2 LOB: 1 BB: 0 P: 22	R: 0 E: 0 K: 0 S: 6 H: 0 LOB: 0 BB: 0 P: 10	R: 0 E: 0 K: 0 S: 12 H: 1 LOB: 1 BB: 0 P: 19	R: 1 E: 0 K: 0 S: 10 H: 1 LOB: 0 BB: 1 P: 17	2B: 2 3B: 0 HR: 1	SAC: 0 DP: 1 HBP: 1	PB: 0 SB: 0 CS: 0	

PITCHER		IP	WLS	BF	H	R	ER	SO	BB	IBB	HBP	BLK	WP	HR	S	P	ERA	WHIP
44 Roy Oswalt, R ERA: 3.0	(1, 1)	6.0	W	25	5	2	2	6	1	0	1	0	0	1	58	88	3.00	1.000
57 David Herndon, R ERA: 6.0	(7, 1)	2.0		7	1	0	0	0	0	0	0	0	0	0	18	29	0.00	0.500
38 Kyle Kendrick, R ERA: 9.0	(9, 1)	1.0		4	1	1	1	0	1	0	0	0	0	0	10	17	9.00	2.000

PITCHER	IP	WLS	BF	H	R	ER	SO	BB	IBB	HBP	BLK	WP	HR	S	P	ERA	WHIP

Batter	1	2	3	4	5	6	7	8	9	AB	R	H	RBI	BB	SO	LOB
7 Michael Martinez, S (1, 8) OBP: 0.250, SLG: 0.250	C FF 92 F SI 93 F FF 93 F FF 93 S CH 86 0-3 K ①	C SI 94 F FF 93 S CH 85 0-3 K2-3 ③		F FF 92 C SL 85 B FF 94 X SL 84 1-2 G3 ③		1 SAFE C SI 88 X SI 89 0-1 27 FC6-4 1-2 3-H 1B		B SI 91 S SI 93 F SI 94 X SI 94 1-2 G6-3 ①		4	0	1	1	0	2	0
57 David Herndon, R (7, 1)										0	0	0	0	0	0	0
7 Ross Gload, L (8, PH) OBP: 0.333, SLG: 0.333										1	0	0	0	0	0	0
38 Kyle Kendrick, R (9, 1)										0	0	0	0	0	0	0
27 Placido Polanco, R (1, 5) OBP: 0.500, SLG: 0.583	B FF 94 B FF 93 F FF 94 F FF 94 B SL 87 D FF 95 4-2 11 1B 6 HR BB		C SL 85 B FF 93 B SL 83 X FF 94 2-1 11 1B 6 2B 2B		C FF 90 B FF 91 S CH 75 X FF 90 1-2 ① P4	D SI 85 F SI 89 F SL 78 X SI 89 1-2 ② FC6-4 11 BB 1-2f 2-3		C SI 93 F CH 85 B SI 93 X SI 91 1-2 6 FC7-6-1 2B		4	2	2	0	1	0	2
11 Jimmy Rollins, S (1, 6) OBP: 0.571, SLG: 0.500	F FF 92 F SI 93 B FF 93 X SL 86 1-2 6 HR 1B		C FF 93 B CH 86 B SI 94 X SI 93 2-1 6 2B 2-3 1B		C FF 90 B KC 77 B C F FF 90 B FF 91 F CH 73 X FF 90 3-2 ② G6-3	C SI 90 B SI 90 B CH 85 F SI 90 B SI 90 B SI 86 4-2 1-2 BB		F SI 92 B CH 82 B FF 92 B SI 94 B SI 93 4-1 29 BB 6 FC7-6-1 BB		3	1	2	0	2	0	0
6 Ryan Howard, L (1, 3) OBP: 0.500, SLG: 0.846	B FF 94 B B SI 93 X SI 93 3-0 1-H 2-H HR		1 SAFE B SL 89 1 SAFE B SI 92 B SL 87 X CH 87 3-0 1-3 3-H 2B		C KC 77 X FF 91 0-1 29 FC4-6 1B	C SI 89 X SI 90 0-1 ③ L4		C SI 94 X FF 94 0-1 ② FC7-6-1 29 BB 1-2 2-3f		5	1	3	4	0	0	5
29 Raul Ibanez, L (1, 7) OBP: 0.357, SLG: 0.273	C FF 94 F CH 88 B SL 82 S CH 84 1-3 ② K		F FF 93 B CH 87 B FF 92 S SL 87 F SI 93 X CH 85 2-2 ① G3-1		B FF 91 C FF 88 B FF 91 X FF 91 2-1 ③ FC4-6 1-2f		C SI 92 X FF 91 0-1 ① G4-3	B SI 93 B CH 83 B FF 93 C SI 91 B FF 94 4-1 1-2 2-3 BB		4	0	0	0	1	1	3
10 Ben Francisco, R (1, 9) OBP: 0.500, SLG: 0.769	C SL 88 F FF 93 X FF 93 0-2 HR		C SL 85 T SL 82 B SL 81 B FF 94 S CH 85 2-3 ② K			C SL 76 B FF 91 S SL 76 B FF 91 X SL 77 2-2 21 SH5-4 51 BB 8 1B 1B	B FF 89 B FS 82 B FF 92 C FF 91 X FF 91 3-1 21 1B 1B	C SL 85 S CH 85 F SI 94 S CH 82 0-3 ③ K		5	2	3	1	0	2	5
51 Carlos Ruiz, R (1, 2) OBP: 0.333, SLG: 0.300	B FF 93 X SL 87 1-0 ③ G1-3		B SL 85 C SL 86 S FF 93 F FF 94 B SL 85 B CH 84 S SL 85 3-3 ③ K			B CH 88 B CH 88 1 SAFE B CH 88 C CH 86 B CH 88 4-1 8 1B 21 SH5-4 7 1B 1-2 BB	B FF 89 C KC 80 D KC 82 X FF 91 2-1 ② F9			3	1	0	0	1	1	3
21 Wilson Valdez, R (1, 4) OBP: 0.364, SLG: 0.455		C FF 92 S FF 92 B CH 86 F FF 93 S FF 94 1-3 ① K		B FF 91 B FF 91 X FF 92 2-0 ① G4-3		X CH 88 0-0 ① SH5-4 1-2 2-3	X FF 90 0-0 1-2 1B			3	0	1	0	0	1	0
44 Roy Oswalt, R (1, 1)		C FF 93 X SL 86 0-1 ② G4-3		C FF 93 B FF 92 F FF 91 B SL 85 S FF 92 2-3 ② K		X SI 88 0-0 27 FC6-4 7 1B 2-3 3-H 1B	B KC 80 X KC 81 1-0 ③ G3-1			2	0	0	0	0	1	0
8 Shane Victorino, S (6, PH) OBP: 0.333, SLG: 0.250 (7, 8)										2	0	1	1	0	0	2

Inning Stats																							
	R: 4	H: 3		R: 0	H: 0		R: 1	H: 3		R: 0	H: 0		R: 0	H: 1		R: 2	H: 3		R: 0	H: 2		R: 0	H: 1	
	E: 0	LOB: 0		E: 0	LOB: 0		E: 0	LOB: 2		E: 0	LOB: 0		E: 0	LOB: 1		E: 0	LOB: 3		E: 0	LOB: 2		E: 0	LOB: 3	
	K: 2	BB: 1		K: 2	BB: 0		K: 2	BB: 0		K: 1	BB: 0		K: 0	BB: 0		K: 0	BB: 2		K: 0	BB: 0		K: 1	BB: 2	
	S: 18	P: 28		S: 9	P: 10		S: 16	P: 30		S: 7	P: 12		S: 12	P: 18		S: 15	P: 26		S: 8	P: 14		S: 14	P: 24	

	1B: 8	SF: 0	WP: 0	PA: 42
	2B: 3	SAC: 1	PB: 0	
	3B: 0	DP: 0	SB: 0	
	HR: 2	HBP: 0	CS: 0	

PITCHER		IP	WLS	BF	H	R	ER	SO	BB	IBB	HBP	BLK	WP	HR	S	P	ERA	WHIP
20 Bud Norris, R ERA: 11.25	(1, 1)	4.0	L	19	6	5	5	7	1	0	0	0	0	2	50	80	11.25	1.750
58 Fernando Abad, L ERA:	(5, 1)	1.0		4	1	0	0	0	0	0	0	0	0	0	12	18	0.00	1.000
62 Aneury Rodriguez, R ERA: 20.25	(6, 1)	0.1		3	1	2	2	0	1	0	0	0	0	0	5	11	54.00	6.000
66 Enerio Del Rosario, R ERA:	(6, 1)	0.2		5	2	0	0	0	1	0	0	0	0	0	10	15	0.00	4.500
54 Mark Melancon, R ERA:	(7, 1)	1.0		5	2	0	0	0	0	0	0	0	0	0	8	14	0.00	2.000

PITCHER		IP	WLS	BF	H	R	ER	SO	BB	IBB	HBP	BLK	WP	HR	S	P	ERA	WHIP
47 Jeff Fulchino, R ERA: 4.5	(8, 1)	1.0		6	1	0	0	1	2	0	0	0	0	0	14	24	0.00	3.000

BOTTOM

Houston Astros @ Philadelphia Phillies

Citizens Bank Park, Philadelphia, PA

Sun Apr 03 2011, 1:39 PM - 4:25 PM EDT

Att. 45,562 - Partly Cloudy - 54 F

livebaseballscorecards.com

AB	36
R	7
H	13
RBI	7
BB	5
SO	8
LOB	20

Batter	1	2	3	4	5	6	7	8	9	AB	R	H	RBI	BB	SO	LOB
7 José Reyes, S (1, 6) OBP: 0.250, SLG: 0.300	B FF 92 C FF 93 X FC 90 1-1 5 S 16 HBP 1B		B CH 84 C FF 86 B CH 84 F SI 89 F FF 87 F CH 85 F SI 88 F FF 88 F SI 89 2-2 X SI 90 ③ FC4-6 1-2f	B SI 88 C SI 78 X SL 80 1-1 ② FC5-4 1-2f				5	1	2	0	0	0	4
16 Ángel Pagán, S (1, 8) OBP: 0.368, SLG: 0.143	B FC 92 H FC 93 2-0 5 S 1-2 HBP	B CH 83 B FF 91 C FC 90 B FF 92 F FF 92 B CH 82 4-2 5 1B 12 PB 1-2 2-3 BB	C SI 87 B SI 88 F CH 86 B SI 89 S CH 84 2-3 ① K	B SI 88 X SI 90 1-0 ① G4-3	1 SAFE X SI 87 0-0 ③ F9				3	1	0	0	1	1	1
5 David Wright, R (1, 5) OBP: 0.474, SLG: 0.647	C FF 94 B FF 93 F FC 88 B FF 93 F FC 90 D CH 85 S FF 95 3-3 ① K 1-2 2-3	C FC 88 B CH 84 X CU 76 1-1 12 PB 12 S 29 1B 1-3 2-H 3-H 1B	F SI 88 X SI 90 0-1 15 BB 1B	C SL 79 B CH 81 B SL 79 X SI 90 2-1 12 1B 2B			X SI 89 0-0 15 G3-6-3 1B		5	2	4	2	0	1	2
15 Carlos Beltrán, S (1, 9) OBP: 0.200, SLG: 0.214	F FC 90 B CH 84 X FF 92 1-1 ② P4	1 SAFE B FF 92 C FC 89 F FF 93 B FC 90 S FF 90 2-3 ① K	D CH 84 D SI 86 B SI 88 B SI 88 4-0 29 FC4 1-2 BB	C SI 90 C SI 90 S CH 82 0-3 ② K			C SI 91 B SI 91 F SI 86 D CU 75 X CU 74 2-2 ① ② G3-6-3 1-2f		4	0	0	0	1	2	6
12 Scott Hairston, R (1, 7) OBP: 0.250, SLG: 0.143	C FF 94 B FF 93 F FC 91 S CH 84 1-3 ③ K	B CH 83 T FC 88 B FF 91 B FF 92 B FC 92 4-1 29 1B 4 1B 1-3 3-H BB	C FC 85 B SI 90 F SI 89 X CH 85 1-2 ② F9	B SI 90 B SI 92 F SI 90 F CH 83 B SI 92 X SI 91 3-2 2-H 1B			C CU 75 S CU 76 B CU 78 X SI 93 1-2 ③ F8		4	1	1	1	1	1	4
29 Ike Davis, L (1, 3) OBP: 0.444, SLG: 0.667		C CH 82 X FF 92 0-1 ① F7	C FF 92 B FC 89 B FC 89 1 SAFE X FF 92 2-1 4 1B 55 1B 1-2 3-H 1B	X CH 84 0-0 ③ FC4 1-2f		B SI 89 B CH 81 B SI 90 B SI 88 4-0 4 FC6 BB		X FF 90 0-0 ① G6-3	4	1	1	1	1	0	2
4 Brad Emaus, R (1, 4) OBP: 0.273, SLG: 0.200 77 D.J. Carrasco, R (6, 1) 40 Tim Byrdak, L (8, 1) 28 Daniel Murphy, L (9, PH) OBP: 0.333, SLG: 0.400 39 Bobby Parnell, R (9, 1)	B FF 92 B FF 92 C FF 91 B CH 84 X CH 84 3-1 ② L7	B FC 89 C FF 92 S FF 92 F FF 93 X CH 82 1-2 55 1B 1-2 2-H 1B	C SI 88 C SI 88 B SI 89 F SI 89 X SI 90 1-2 ① F8	F SI 91 F SI 91 B SI 91 B SL 81 F SI 90 X SI 90 2-2 ③ FC6 1-2f			B FF 91 B FF 90 F FF 91 X FF 90 2-1 ② G5-3	4 0 0 1 0	0 0 0 0 0	1 0 0 0 0	1 0 0 0 0	0 0 0 0 0	0 0 0 0 0	2 0 0 0 0
13 Mike Nickeas, R (1, 2)	B FF 93 X FC 89 1-0 ③ G6-3	B FF 92 C CH 82 B FC 88 B FC 92 C FF 91 X CH 83 3-2 ② F8	B FC 86 C SI 90 C SI 89 F CH 85 X SI 89 1-2 ② G5-3	C FF 86 C SL 79 S SL 78 0-3 ① K2-3			C FF 90 S SL 81 F FF 90 S SL 83 0-3 ③ K	5	0	0	0	0	2	2
55 Chris Young, R (1, 1) OBP: 1.000, SLG: 1.000 25 Chin-Lung Hu, R (6, 4) OBP: 0.200, SLG: 0.200			C SI 89 C SI 90 X SI 90 0-2 7 FC4-6 1B	C FF 87 B CH 79 S CH 78 F CH 78 B FF 89 F SI 88 F SI 78 B SL 80 X SI 89 3-2 7 FC5-4 1B				3 1	1 0	3 1	1 0	0 0	0 0	0 0
Inning Stats	R: 0 E: 0 K: 2 S: 11 H: 1 LOB: 2 BB: 0 P: 19	R: 0 E: 0 K: 0 S: 5 H: 0 LOB: 0 BB: 0 P: 9	R: 6 E: 0 K: 1 S: 23 H: 6 LOB: 2 BB: 2 P: 43	R: 0 E: 0 K: 1 S: 9 H: 1 LOB: 2 BB: 1 P: 16	R: 0 E: 0 K: 0 S: 19 H: 1 LOB: 1 BB: 0 P: 23	R: 1 E: 0 K: 1 S: 13 H: 2 LOB: 2 BB: 1 P: 25	R: 0 E: 0 K: 1 S: 12 H: 1 LOB: 1 BB: 0 P: 16	R: 0 E: 0 K: 0 S: 7 H: 1 LOB: 0 BB: 0 P: 10	R: 0 E: 0 K: 1 S: 7 H: 0 LOB: 0 BB: 0 P: 9	1B: 12 2B: 1 3B: 0 HR: 0 SF: 0 SAC: 0 DP: 1 HBP: 1						

TOP

New York Mets @ Philadelphia Phillies

Citizens Bank Park, Philadelphia, PA

Tue Apr 05 2011, 7:07 PM - 10:02 PM EDT

Att. 45,365 - Cloudy - 49 F

livebaseballscorecards.com

AB	39
R	7
H	13
RBI	6
BB	4
SO	7
LOB	23

WP: 0 PB: 1 SB: 3 CS: 0 PA: 44

PITCHER		IP	WLS	BF	H	R	ER	SO	BB	IBB	HBP	BLK	WP	HR	S	P	ERA	WHIP
35 Cole Hamels, L ERA: 20.25	(1, 1)	2.2	L	18	7	6	6	3	2	0	1	0	0	0	37	68	20.25	3.375
38 Kyle Kendrick, R ERA: 2.7	(3, 1)	2.1		10	2	0	0	1	1	0	0	0	0	0	30	42	0.00	1.286
57 David Herndon, R ERA: 6.75	(6, 1)	1.0		6	2	1	1	1	1	0	0	0	0	0	13	25	9.00	3.000
16 J.C. Romero, L ERA: 9.0	(7, 1)	1.0		4	1	0	0	1	0	0	0	0	0	0	12	16	0.00	1.000
55 Danys Baez, R ERA:	(8, 1)	1.0		3	1	0	0	0	0	0	0	0	0	0	7	10	0.00	1.000

PITCHER		IP	WLS	BF	H	R	ER	SO	BB	IBB	HBP	BLK	WP	HR	S	P	ERA	WHIP
37 Antonio Bastardo, L ERA:	(9, 1)	1.0		3	0	0	0	1	0	0	0	0	0	0	7	9	0.00	0.000

New York Mets @ Philadelphia Phillies

Citizens Bank Park, Philadelphia, PA

Tue Apr 05 2011, 7:07 PM - 10:02 PM EDT

Att. 45,365 - Cloudy - 49 F

livebaseballscorecards.com

BOTTOM

Batter	1	2	3	4	5	6	7	8	9	AB	R	H	RBI	BB	SO	LOB
8 Shane Victorino, S (1, 8) OBP: 0.214, SLG: 0.154	B FF 84 C FF 86 B FF 86 F FF 86 S FF 82 2-3 ① K		S FF 86 B CH 81 B CH 80 F FF 87 X CH 81 2-2 ③ G4-3		B FF 84 B FF 85 C FF 84 F FF 84 S CH 79 2-3 ② K		C SI 89 1 SAFE F CU 74 S FF 89 0-3 ① K		X KC 82 0-0 ③ F8	5	0	0	0	0	3	4
27 Placido Polanco, R (1, 5) OBP: 0.500, SLG: 0.600	B FF 87 X FF 86 1-0 ② G5-3			B FF 85 B FF 86 B FF 85 C FF 85 B FF 86 4-1 29 1B BB	B SL 75 X FF 84 1-0 1-3 2-H 2B		B FC 86 C SI 88 F FC 85 B CU 74 X CU 74 2-2 ② F7			3	0	1	1	1	0	1
11 Jimmy Rollins, S (1, 6) OBP: 0.556, SLG: 0.467	X FF 86 0-0 6 S 1B			X FF 87 0-0 ① L9	C FF 83 B CH 76 D CH 77 F FF 85 D CH 78 F FF 86 B CH 79 4-2 BB		B CU 72 B SI 88 B SI 88 C SI 88 X FC 84 3-1 ③ L8			3	0	1	0	1	0	2
6 Ryan Howard, L (1, 3) OBP: 0.389, SLG: 0.647	B FF 87 F FF 87 B FF 83 B FF 82 S FF 89 T FF 90 3-2 ③ K 1-2			F FF 86 F CH 81 B CH 79 F CH 78 B FF 82 S CH 80 3-3 ② K	F FF 84 F FF 86 X CH 78 0-2 ③ G4-3			C SL 81 S FF 89 B SL 81 B SL 83 C SL 83 2-3 ① K		4	0	0	0	0	3	5
29 Raul Ibanez, L (1, 7) OBP: 0.389, SLG: 0.333		B FF 86 C FF 86 S CH 82 S CH 81 1-3 ① K		C FF 86 B FF 87 X CH 79 1-1 1-2 1B	C FF 82 B FF 84 B SL 73 X FF 84 2-1 51 BB 1B			C FF 88 C FF 89 X FF 88 0-2 ② G6-3		4	0	2	0	0	1	0
10 Ben Francisco, R (1, 9) OBP: 0.389, SLG: 0.588		B FF 87 F FF 86 S SL 78 B SL 77 F FF 88 B SL 78 S SL 78 3-3 ② K		C FF 86 B FF 87 X FF 86 1-1 ③ F	F FF 84 B SL 74 X FF 83 1-1 ① F7			B FF 88 C SL 80 B CH 82 F CH 83 X FF 87 2-2 ③ F7		4	0	0	0	0	1	3
51 Carlos Ruiz, R (1, 2) OBP: 0.313, SLG: 0.231		C FF 88 B CH 79 B SL 77 S FF 88 X CH 78 2-2 ③ F9			C FF 84 B SL 76 X SL 75 1-1 ① F8	B FF 83 F FF 82 B FF 84 B FF 84 B FF 84 4-1 21 G6-3 1-2 BB			B KC 81 C SI 92 C FF 95 X KC 82 1-2 ① P4	3	0	0	0	1	0	0
21 Wilson Valdez, R (1, 4) OBP: 0.333, SLG: 0.400			C FF 84 S SL 75 C SL 75 0-3 ① K		C FF 85 B CU 68 X FF 85 1-1 7 S 27 2B 1B	B FC 86 B CH 86 B CH 85 C CH 86 C SI 88 F SI 88 X FC 86 3-2 ② ③ G6-3 1-2f			C KC 80 B FF 95 B FF 96 F FF 95 X KC 83 2-2 ② G6-3	4	1	1	0	0	1	2
35 Cole Hamels, L (1, 1) 38 Kyle Kendrick, R (3, 1) 7 Michael Martinez, S (5, PH) OBP: 0.400, SLG: 0.500 57 David Herndon, R (6, 1) 16 J.C. Romero, S (7, 1) 5 Pete Orr, L (7, PH) OBP: 0.400, SLG: 0.500 55 Danys Baez, R (8, 1) 37 Antonio Bastardo, R (8, 1) 7 Ross Gload, L (8, PH) OBP: 0.500, SLG: 0.500			C FF 84 B FF 87 X FF 86 1-1 ② F8		B FF 84 F FF 84 C CH 79 B CU 66 F CH 80 F FF 86 B FF 86 B FF 84 4-2 27 2B 1-2 BB		C SI 89 F FF 87 X CU 76 0-2 1B		X FF 95 0-0 1B	0 0 0 0 0 0 0 1 0 0 0 0 0 0 0 0 0 0 1 0 0 0 0 0 0 0 0 0 0 0 0 0 0 0 0 1 0 1 0 0 0 0 0 0 0 0 0 0 0 0 0 0 0 0 0 0 1 0 1 0 0 0 0						
Inning Stats	R: 0 E: 0 K: 2 S: 8 H: 1 LOB: 1 BB: 0 P: 14	R: 0 E: 0 K: 2 S: 10 H: 0 LOB: 0 BB: 0 P: 16	R: 0 E: 0 K: 1 S: 8 H: 0 LOB: 0 BB: 0 P: 11	R: 0 E: 0 K: 1 S: 10 H: 1 LOB: 2 BB: 1 P: 19	R: 1 E: 0 K: 1 S: 18 H: 2 LOB: 3 BB: 2 P: 31	R: 0 E: 0 K: 0 S: 9 H: 1 LOB: 1 BB: 1 P: 19	R: 0 E: 0 K: 1 S: 11 H: 1 LOB: 1 BB: 0 P: 16	R: 0 E: 0 K: 1 S: 9 H: 0 LOB: 0 BB: 0 P: 13	R: 0 E: 0 K: 0 S: 8 H: 1 LOB: 1 BB: 0 P: 11	1B: 6 2B: 1 3B: 0 HR: 0		SF: 0 SAC: 0 DP: 1 HBP: 0				WP: 0 PB: 0 SB: 2 CS: 0		PA: 37

	AB	33
	R	1
	H	7
	RBI	1
	BB	4
	SO	9
	LOB	17

PITCHER		IP	WLS	BF	H	R	ER	SO	BB	IBB	HBP	BLK	WP	HR	S	P	ERA	WHIP
55 Chris Young, R	(1, 1)	5.1	W	25	5	1	1	7	4	0	0	0	0	0	59	103	1.69	1.688
ERA: 1.69																		
77 D.J. Carrasco, R	(6, 1)	1.2		5	1	0	0	1	0	0	0	0	0	0	15	23	0.00	0.600
ERA:																		
40 Tim Byrdak, L	(8, 1)	1.0		3	0	0	0	1	0	0	0	0	0	0	9	13	0.00	0.000
ERA:																		
39 Bobby Parnell, R	(9, 1)	1.0		4	1	0	0	0	0	0	0	0	0	0	8	11	0.00	1.000
ERA:																		

PITCHER	IP	WLS	BF	H	R	ER	SO	BB	IBB	HBP	BLK	WP	HR	S	P	ERA	WHIP

New York Mets @ Philadelphia Phillies

Citizens Bank Park, Philadelphia, PA

Wed Apr 06 2011, 7:07 PM - 9:58 PM EDT

Att. 45,061 - Cloudy - 55 F

TOP

livebaseballscorecards.com

Batter	1	2	3	4	5	6	7	8	9	AB	R	H	RBI	BB	SO	LOB
7 José Reyes, S (1, 6) OBP: 0.280, SLG: 0.360	B SI 89 X CH 84 1-0 22 E 22 S 1B		C SI 88 F FC 86 B FF 90 X FC 87 1-2 ② F7		F FC 86 0-1 X SI 88 5 1B 2B 0-2 ③ C FF 92 S FF 92 X FF 93 L7			B CH 84 F FF 95 B CH 84 X CH 85 2-1 ③ G4-3		5	1	2	0	0	0	3
22 Willie Harris, L (1, 7) OBP: 0.438, SLG: 0.714	C SI 89 C SI 90 F CU 78 B SI 91 B SI 91 S SL 82 2-3 ① K 1-3		B CU 75 S CH 83 X SI 90 1-1 1B		C CU 75 B CH 81 B FC 87 B CH 81 B SI 87 4-1 5 1B 15 1B BB	C FF 92 X SL 83 0-1 ① G3			B SI 92 C SL 88 F FF 93 B FS 81 B FF 94 C FF 94 3-3 ① K	4	1	1	0	1	2	1
5 David Wright, R (1, 5) OBP: 0.417, SLG: 0.545	C CU 79 F FF 90 C CU 78 0-3 ② K		C SI 89 S FC 86 S FF 90 0-3 ③ K		D CU 76 X SI 89 1-0 16 1B 15 1B 29 2B 1B 1-2 2-H	S FF 92 F SL 83 B FF 92 B SL 84 F FF 93 B FF 93 S FF 93 3-3 ② K			B SI 94 B SI 95 B SI 94 C SI 93 X SI 92 3-1 ② P4	5	1	1	1	0	3	2
15 Carlos Beltrán, S (1, 9) OBP: 0.300, SLG: 0.235	B SI 90 B CH 85 C CH 84 X SI 90 2-1 ③ F7			C SI 88 F FC 86 H CU 78 1-2 16 HR HBP	X SI 88 0-0 16 1B 29 2B 1B 1-2 2-H	S SL 85 F FF 92 X SL 84 0-2 ③ P2			B SL 89 B SI 93 B SI 93 B SI 93 4-0 BB	3	2	1	1	1	0	1
16 Ángel Pagán, S (1, 8) OBP: 0.375, SLG: 0.368		B SI 88 T SI 88 B FF 88 C SI 89 X CH 83 2-2 ① G4-3		C SI 88 X SI 89 0-1 1-H HR	C CH 81 X CH 82 0-1 29 2B 28 1B 1B 1-2 2-3		C SL 76 X CH 77 0-1 ① P5		C FF 94 F SL 89 B FF 94 F FF 94 B FS 80 X FF 94 2-2 ③ L6	5	2	2	2	0	0	1
29 Ike Davis, L (1, 3) OBP: 0.455, SLG: 0.684		C FC 88 F FF 90 B CU 78 X CU 76 1-2 ② G5-3		B CH 83 S CH 82 C SI 89 B FF 87 C SI 89 2-3 ① K	X FC 86 0-0 28 1B 2B 1-3 2-H 3-H		B SL 78 C SL 76 C SL 79 X SI 89 1-2 4 G5-4-3 1B			4	0	2	2	0	1	0
4 Brad Emaus, R (1, 4) OBP: 0.400, SLG: 0.308		C SI 90 X FF 90 0-1 30 FC4-6 1B		X SI 89 0-0 30 G6-3 1B	B SL 81 D SL 81 B FC 85 B SI 88 4-0 28 1B BB		F SI 87 X CH 78 0-1 ② ③ G5-4-3 1-2f			3	0	2	0	1	0	1
30 Josh Thole, L (1, 2) OBP: 0.400, SLG: 0.385		X CH 88 0-0 ③ FC4-6 1-2f		C SI 88 X FC 86 0-1 ② ③ G6-3 1-2f	C SL 83 F SL 83 F SL 82 S FF 93 0-3 ② K			C FF 94 S CH 83 S CH 83 0-3 ① K		4	0	0	0	0	2	5
34 Mike Pelfrey, R (1, 1) 33 Taylor Buchholz, R (3, 1) 28 Daniel Murphy, L (5, PH) OBP: 0.375, SLG: 0.429 23 Blaine Boyer, R (5, 1) 27 Pedro Beato, R (7, 1) 21 Lucas Duda, L (8, PH) OBP: 0.200, SLG: 0.111 75 Francisco Rodríguez, R (8, 1)			B SI 86 C FF 86 C FC 86 F CU 76 S SI 90 1-3 ① K		B SI 86 2-3 C SI 83 F SL 83 F SL 82 S FF 93 ① K 0-0 1-2 2-3 3-H 1B			S FF 94 B FF 95 X CH 84 1-1 ② G6-3		1 0 2 0 0 1 0	0 0 0 0 0 0 0	0 0 1 0 0 0 0	0 0 1 0 0 0 0	1 0 0 0 0 0 0	0 0 1 0 0 0 0	0 0 0 0 0 0 0
Inning Stats	R: 0 E: 0 K: 2 S: 10 H: 1 LOB: 1 BB: 0 P: 15	R: 0 E: 0 K: 0 S: 9 H: 1 LOB: 1 BB: 0 P: 12	R: 0 E: 0 K: 2 S: 12 H: 1 LOB: 1 BB: 0 P: 15	R: 2 E: 0 K: 1 S: 10 H: 2 LOB: 0 BB: 0 P: 13	R: 5 E: 0 K: 2 S: 19 H: 6 LOB: 3 BB: 2 P: 30	R: 0 E: 0 K: 1 S: 9 H: 0 LOB: 0 BB: 0 P: 12	R: 0 E: 0 K: 0 S: 7 H: 1 LOB: 0 BB: 0 P: 8	R: 0 E: 0 K: 1 S: 7 H: 0 LOB: 0 BB: 0 P: 10	R: 0 E: 0 K: 1 S: 9 H: 0 LOB: 1 BB: 1 P: 21	1B: 9 2B: 2 3B: 0 HR: 1 SF: 0 SAC: 0 DP: 2 HBP: 1				WP: 0 PB: 0 SB: 1 CS: 0	PA: 41	

PITCHER		IP	WLS	BF	H	R	ER	SO	BB	IBB	HBP	BLK	WP	HR	S	P	ERA	WHIP
56 Joe Blanton, R ERA: 14.54	(1, 1)	4.1		25	10	7	7	6	2	0	1	0	0	1	52	77	14.54	2.769
37 Antonio Bastardo, L ERA:	(5, 1)	1.2	W	6	1	0	0	2	0	0	0	0	0	0	17	20	0.00	0.600
16 J.C. Romero, L ERA: 4.5	(7, 1)	1.0	H	3	1	0	0	0	0	0	0	0	0	0	7	8	0.00	1.000
46 Ryan Madson, R ERA:	(8, 1)	1.0	H	3	0	0	0	1	0	0	0	0	0	0	7	10	0.00	0.000
52 Jose Contreras, R ERA:	(9, 1)	1.0	S	4	0	0	0	1	1	0	0	0	0	0	9	21	0.00	1.000

AB	37
R	7
H	12
RBI	7
BB	3
SO	10
LOB	14

Batter	1	2	3	4	5	6	7	8	9	AB	R	H	RBI	BB	SO	LOB
8 Shane Victorino, S (1, 8) OBP: 0.263, SLG: 0.389	C SI 90 B CU 76 B FF 90 F SI 89 X CU 78 2-2 27 G4-3 3B	B CU 76 B SI 91 C SL 82 B FF 91 C SL 82 X SL 83 3-2 ② G6-3 3-H	C SI 89 F CH 83 C CU 79 0-3 ② K		C SI 93 B CH 86 X SI 94 1-1 27 1B 2B		X SI 89 0-0 ① G1-3			5	2	2	1	0	1	3
27 Placido Polanco, R (1, 5) OBP: 0.522, SLG: 0.600	X SI 89 0-0 ① G4-3 3-H	C FF 91 X SI 90 0-1 2-3 1B	C CU 78 C CU 78 X SI 90 0-2 1-2 3-H 1B		C SI 94 F X SI 94 0-2 11 BB 6 1B 2-H 1B		C FF 92 X CH 85 0-1 ② L4			5	1	3	3	0	0	0
11 Jimmy Rollins, S (1, 6) OBP: 0.478, SLG: 0.368	C SI 89 B SI 88 B CU 77 F FF 92 X FF 90 2-2 ② F8	C SL 83 S SI 91 B FS 85 S FS 86 1-3 ③ K	C SI 90 B CH 83 S CH 83 B CU 79 S CU 78 2-3 ③ K		C SI 93 B CH 86 B SI 94 B SI 93 4-1 6 1B 1-2 BB		C FF 92 B SI 90 F CH 86 B CH 83 F SI 90 X CH 85 2-2 ③ G1-3			4	0	0	0	1	2	4
6 Ryan Howard, L (1, 3) OBP: 0.522, SLG: 0.952	X SI 92 0-0 29 1B 2B	X CU 79 0-0 HR	B FF 88 S CH 83 X SI 90 1-1 29 G1-3 2B		F SL 84 C SI 94 B FF 92 B SL 85 X SI 94 2-2 1-2 2-H 1B			B FF 90 B CH 81 B FF 91 B FF 90 4-0 29 FC3-6 BB		4	2	4	2	1	0	0
29 Raul Ibanez, L (1, 7) OBP: 0.391, SLG: 0.350	D CU 77 B FF 90 X SI 89 2-0 2-H 1B	B FF 91 S FS 84 B FS 84 F FF 91 B FS 86 X SI 91 3-2 5 1B 10 BB 56 1B 1B	C SI 90 F CU 77 X CU 78 0-2 ① G1-3 2-3		B SI 92 C SI 92 X CH 85 1-1 ③ G6-3			C FF 90 F SI 91 X CH 83 0-2 ① FC3-6 10 S 1-2f		5	1	2	1	0	0	4
10 Ben Francisco, R (1, 9) OBP: 0.391, SLG: 0.667	D SL 82 X SI 91 1-0 ③ L7	B FF 90 B FS 82 B SL 81 C FF 91 F SI 92 F FF 92 B FF 91 4-2 5 1B 56 1B 1-2 BB	B CU 76 B CU 76 B FF 90 F FF 89 C CU 78 S CU 77 3-3 ② K			B SI 89 F SI 91 B SL 82 S SI 91 F SI 92 X SI 94 2-2 HR		B CU 77 B FF 91 C FF 90 B FF 90 C FF 90 S SI 90 3-3 ② K 1-2		4	2	1	1	1	2	3
5 Pete Orr, L (1, 4) OBP: 0.600, SLG: 0.600 37 Antonio Bastardo, R (5, 1) 15 John Mayberry Jr., R (6, PH) OBP: 0.500, SLG: 0.500 16 J.C. Romero, S (7, 1) 46 Ryan Madson, L (8, 1) 7 Ross Gload, L (8, PH) OBP: 0.400, SLG: 0.400 52 Jose Contreras, R (9, 1)		B SL 81 X FF 90 1-0 56 SH 8 G6-3 1B	F SI 91 X FS 84 0-1 56 1B 27 1B 1-2 2-3 1B	C CH 83 S CH 84 S CU 78 0-3 ③ K		B SL 83 X SI 92 1-0 23 G4-6-3 1B		C CU 77 F CU 78 S CH 86 0-3 ③ K		3 0 1 0 0 0 1	2 0 0 0 0 0 0	2 0 1 0 0 0 0	0 0 0 0 0 0 0	1 0 0 0 0 0 1	1 0 0 0 0 0 1	1 0 0 0 0 0 0
23 Brian Schneider, L (1, 2) 51 Carlos Ruiz, R (9, 2) OBP: 0.313, SLG: 0.231		C SI 88 X SI 87 0-1 ① L7	C CU 78 B SI 91 C SI 91 F CU 79 S CH 83 1-3 ① K		C SI 90 B SI 92 X SI 92 1-1 ① G4-3		F SI 90 S CH 83 B SI 92 X CH 84 1-2 ① ② G4-6-3 1-2f			4 0	0 0	0 0	0 0	0 0	1 0	5 0
56 Joe Blanton, R (1, 1) OBP: 1.000, SLG: 1.000 21 Wilson Valdez, R (5, 4) OBP: 0.294, SLG: 0.353		X SI 90 0-0 SH 27 1B 1-3	B CU 77 F FF 89 X SI 90 2-1 27 1B 1-3 2-H 3-H 1B		C SI 93 F SL 85 B SL 83 X SI 93 1-2 ② G4-3		F SL 82 F SI 91 B SL 84 S SI 90 1-3 ③ K			1 2	0 0	1 0	2 0	0 0	0 1	0 0
Inning Stats	R: 2 E: 0 K: 0 S: 10 H: 3 LOB: 1 BB: 0 P: 17	R: 1 E: 1 K: 1 S: 12 H: 2 LOB: 2 BB: 0 P: 17	R: 4 E: 0 K: 3 S: 24 H: 5 LOB: 2 BB: 1 P: 36	R: 0 E: 0 K: 2 S: 11 H: 1 LOB: 1 BB: 0 P: 15	R: 2 E: 0 K: 0 S: 16 H: 3 LOB: 2 BB: 1 P: 26	R: 1 E: 0 K: 1 S: 12 H: 2 LOB: 0 BB: 0 P: 17	R: 0 E: 0 K: 0 S: 7 H: 0 LOB: 0 BB: 0 P: 9	R: 0 E: 0 K: 2 S: 9 H: 0 LOB: 1 BB: 1 P: 16		1B: 10 2B: 3 3B: 1 HR: 2 SF: 0 SAC: 1 DP: 1 HBP: 0						

PITCHER		IP	WLS	BF	H	R	ER	SO	BB	IBB	HBP	BLK	WP	HR	S	P	ERA	WHIP
34 Mike Pelfrey, R ERA: 15.63	(1, 1)	2.0		16	8	7	6	1	1	0	0	0	0	1	31	50	27.00	4.500
33 Taylor Buchholz, R ERA: 2.25	(3, 1)	2.0		9	3	0	0	5	0	0	0	0	0	0	26	35	0.00	1.500
23 Blaine Boyer, R ERA: 9.82	(5, 1)	2.0	L	11	5	3	3	1	1	0	0	0	0	1	28	43	13.50	3.000
27 Pedro Beato, R ERA:	(7, 1)	1.0		3	0	0	0	0	0	0	0	0	0	0	7	9	0.00	0.000
75 Francisco Rodríguez, R ERA: 4.5	(8, 1)	1.0		4	0	0	0	2	1	0	0	0	0	0	9	16	0.00	1.000

PITCHER	IP	WLS	BF	H	R	ER	SO	BB	IBB	HBP	BLK	WP	HR	S	P	ERA	WHIP

BOTTOM

New York Mets @ Philadelphia Phillies

Citizens Bank Park, Philadelphia, PA

Wed Apr 06 2011, 7:07 PM - 9:58 PM EDT

Att. 45,061 - Cloudy - 55 F

livebaseballscorecards.com

AB	39
R	10
H	16
RBI	10
BB	3
SO	9
LOB	21

WP: 0 PA: 43
PB: 0
SB: 1
CS: 0

New York Mets @ Philadelphia Phillies

Citizens Bank Park, Philadelphia, PA

Thu Apr 07 2011, 3:07 PM - 5:29 PM EDT

Att. 45,468 - Partly Cloudy - 50 F

TOP

livebaseballscorecards.com

Batter	1	2	3	4	5	6	7	8	9	AB	R	H	RBI	BB	SO	LOB
7 José Reyes, S (1, 6) OBP: 0.310, SLG: 0.379	C FC 90 B FC 90 B FC 89 X FC 90 2-1 5 G6-3 1B		B CU 78 X FC 90 1-0 22 1B 1-2 1B		C SI 92 F SI 92 B SI 92 B SI 91 B CH 84 F FC 90 X SI 92 3-2 ② F8			B SI 90 C SI 90 C SI 88 B CU 75 X SI 92 2-2 ① F7		4	0	2	0	0	0	0
22 Willie Harris, L (1, 7) OBP: 0.421, SLG: 0.647 27 Pedro Beato, R (5, 1) 12 Scott Hairston, R (7, 7) OBP: 0.222, SLG: 0.125	C FC 90 C CU 78 S CH 85 0-3 ① K		F SI 92 F FC 90 X FC 91 0-2 1-2 2-3 1B		C SI 91 B CH 84 C CH 83 F CH 84 S CU 77 1-3 ③ K			X SI 92 0-0 ② F8		3 0 1	0 0 0	1 0 0	0 0 0	0 0 0	2 0 0	1 0 0
5 David Wright, R (1, 5) OBP: 0.393, SLG: 0.538	S SI 90 D CH 84 B FC 92 F FC 90 X SI 91 3-2 ② G6-3 1-2		F SI 92 F SI 93 B CU 78 S FC 90 1-3 ② K			F FC 89 C FC 89 B SI 90 B FC 90 B CU 78 X FC 90 3-2 ① F8		B SI 92 B SI 91 X SI 90 2-0 2B		4	0	1	0	0	1	4
29 Ike Davis, L (1, 3) OBP: 0.423, SLG: 0.609	S FC 90 X FC 90 0-1 ③ F7		B CH 83 C FC 90 X CH 84 1-1 ③ G4-3			S FC 90 X SI 92 0-1 1B		X SI 92 0-0 ③ F8		4	0	1	0	0	0	5
16 Ángel Pagán, S (1, 8) OBP: 0.393, SLG: 0.364		B SI 91 B FC 90 B FC 90 B FC 90 4-0 21 FC4 BB	B FC 90 C FC 91 X CU 77 1-1 4 F8 4 S 1B			F FC 90 B CH 83 X SI 91 1-1 ② F7			B SI 88 F SI 92 X SI 92 1-1 ① G4-3	3	0	1	0	1	0	1
21 Lucas Duda, L (1, 9) OBP: 0.214, SLG: 0.083		C CU 78 F FC 90 X FC 90 0-2 ① FC4 4 G4-6-3 1-2f	C SI 92 S CH 83 B SI 91 F CU 78 F SI 92 X FC 90 1-2 ① F7			S CU 78 C FC 91 B FC 92 B FC 91 F FC 90 F CH 83 F FC 90 X CU 77 2-2 ③ G1-3			C SL 81 B SL 82 B SL 80 B SI 92 B SI 91 4-1 4 G4-3 BB	3	0	0	0	1	0	3
4 Brad Emaus, R (1, 4) OBP: 0.316, SLG: 0.235		F FC 91 B SI 91 X SI 92 1-1 ②③ G4-6-3 1-2f	B SI 91 C CU 76 B CU 76 F FC 90 B FC 90 X FC 90 3-2 ② F8 1-3				C SI 91 F CH 84 B FC 90 F CU 77 B SI 90 C SI 92 2-3 ① K		C SI 91 X SI 91 0-1 ②③ G4-3 1-2f	4	0	0	0	0	1	3
30 Josh Thole, L (1, 2) OBP: 0.389, SLG: 0.375			C FC 90 B FC 90 X FC 90 1-1 22 1B 7 1B 1B	C SI 92 B SI 91 B FC 90 C CH 84 B FC 91 C SI 92 3-3 ③ K			B SI 91 B FC 90 F SI 90 B FC 89 X SI 90 3-1 ② G3			3	0	1	0	0	1	1
49 Jonathon Niese, L (1, 1) 28 Daniel Murphy, L (5, PH) OBP: 0.300, SLG: 0.333 (5, 7) 40 Tim Byrdak, L (7, 1) 77 D.J. Carrasco, R (8, 1)			C SI 91 M FC 92 B FC 91 L CU 78 1-3 ① K		M FC 91 F FC 90 C SI 92 0-3 ① K		S CH 82 B CU 76 X CH 82 1-1 ③ G3-1			1 2 0 0	0 0 0 0	0 0 0 0	0 0 0 0	0 0 0 0	1 1 0 0	1 0 0 0

Inning Stats										
	R: 0 E: 0 K: 1 S: 10	H: 1 LOB: 1 BB: 0 P: 15	R: 0 E: 0 K: 0 S: 5	H: 0 LOB: 0 BB: 1 P: 10	R: 0 E: 0 K: 2 S: 14	H: 3 LOB: 3 BB: 0 P: 19	R: 0 E: 0 K: 1 S: 13	H: 1 LOB: 1 BB: 0 P: 21	R: 0 E: 0 K: 2 S: 11	H: 0 LOB: 0 BB: 0 P: 15
	R: 0 E: 0 K: 0 S: 13	H: 1 LOB: 1 BB: 0 P: 19	R: 0 E: 0 K: 1 S: 8	H: 0 LOB: 0 BB: 0 P: 14	R: 0 E: 0 K: 0 S: 6	H: 1 LOB: 1 BB: 0 P: 10	R: 0 E: 0 K: 0 S: 5	H: 0 LOB: 0 BB: 1 P: 10	1B: 6 2B: 1 3B: 0 HR: 0	SF: 0 SAC: 0 DP: 2 HBP: 0

	AB	32
	R	0
	H	7
	RBI	0
	BB	2
	SO	7
	LOB	19

	WP: 0	PA: 34
	PB: 0	
	SB: 1	
	CS: 0	

PITCHER		IP	WLS	BF	H	R	ER	SO	BB	IBB	HBP	BLK	WP	HR	S	P	ERA	WHIP
34 Roy Halladay, R ERA: 0.69	(1, 1)	7.0	W	27	6	0	0	7	1	0	0	0	0	0	74	113	0.00	1.000
55 Danys Baez, R ERA:	(8, 1)	1.0		4	1	0	0	0	0	0	0	0	0	0	6	10	0.00	1.000
57 David Herndon, R ERA: 5.4	(9, 1)	1.0		3	0	0	0	0	1	0	0	0	0	0	5	10	0.00	1.000

PITCHER	IP	WLS	BF	H	R	ER	SO	BB	IBB	HBP	BLK	WP	HR	S	P	ERA	WHIP

New York Mets @ Philadelphia Phillies

Citizens Bank Park, Philadelphia, PA

Thu Apr 07 2011, 3:07 PM - 5:29 PM EDT

Att. 45,468 - Partly Cloudy - 50 F

livebaseballscorecards.com

BOTTOM

Batter	1	2	3	4	5	6	7	8	9	AB	R	H	RBI	BB	SO	LOB
8 Shane Victorino, S (1, 8) OBP: 0.292, SLG: 0.391	B FF 90 C FF 91 X CH 82 1-1 27 G6-4-3 1B		B CU 73 C FC 85 X FF 90 1-1 E8 27 2B 2-H 1B C CU 74 F FF 90 S CU 74 0-3 ② K		C SI 90 B FF 93 X CH 84 1-1 ① FC6-4 27 G1-6-3 1-2f		C SL 75 B SI 89 X SL 76 1-1 ① F8 2-3		5	1	2	1	0	1	5
27 Placido Polanco, R (1, 5) OBP: 0.500, SLG: 0.600	1 SAFE C FF 90 C FC 87 F CU 75 1 SAFE X FF 91 0-2 ①② G6-4-3 1-2f		C FC 83 F CU 74 F FF 91 F CU 75 B FF 89 D CU 75 F FF 91 X FC 85 2-2 11 G4-3 2-H 2B D CU 74 B FF 89 C CU 73 X FF 90 2-1 2-H 3-H 1B		B KC 78 X SL 84 1-0 ②③ G1-6-3 1-2f		B SL 76 S FC 86 B FC 86 X SI 88 2-1 ② FC6-4 6 WP; 11 1B 1-2f 3-H		5	0	2	4	0	0	3
11 Jimmy Rollins, S (1, 6) OBP: 0.464, SLG: 0.375	B CU 73 C FC 87 B FF 91 S FC 87 S CU 75 2-3 ③ K		D CU 74 B FC 84 C FC 85 S CU 74 F CU 75 X FF 90 2-2 ② G4-3 2-3 B FC 84 C CU 73 C SI 88 X CU 75 1-2 ③ G5-3			C SL 79 X CH 81 0-1 6 FC3-5 1B	B SI 89 C FC 85 B CU 74 F FC 85 X FC 86 2-2 6 WP 1-2 1B		5	0	2	0	0	1	2
6 Ryan Howard, L (1, 3) OBP: 0.500, SLG: 0.840		B FF 90 B FC 84 B FF 90 B FF 90 4-0 BB	C FF 90 B FC 85 F CU 74 S FF 90 1-3 ③ K		B SI 89 B CH 83 X SI 88 2-0 29 E 21 2B 1B		B FF 88 X SL 81 1-0 ① FC3-5 29 HR 1-2f	C FC 85 B FC 86 B CU 75 B FC 87 X FC 87 3-1 ③ G1-3 1-2 2-3		4	2	1	0	1	1	4
10 Ben Francisco, R (1, 9) OBP: 0.370, SLG: 0.600		B FF 91 C CU 73 B FC 85 F FF 90 C FC 86 2-3 ① K		X FC 87 0-0 29 HBP 51 1B 1B	B KC 76 X FF 92 1-0 ① F7		B SL 80 B SL 82 C CH 81 F SL 83 S SL 82 2-3 ② K			4	1	1	0	0	2	3
29 Raul Ibanez, L (1, 7) OBP: 0.407, SLG: 0.478		F FF 91 C CU 74 B FC 87 S CU 75 1-3 ② K		F FC 84 H CU 73 1-1 51 1B 21 2B 1-2 HBP	B CH 87 B SI 90 F CH 87 F SI 89 F CH 84 X SI 89 2-2 FC3 21 2B 1-2		X SL 84 0-0 1-H HR			3	3	1	2	0	1	2
51 Carlos Ruiz, R (1, 2) OBP: 0.300, SLG: 0.235		B FF 89 C CU 74 B FC 84 F FF 92 S FC 85 2-3 ③ K		C FF 89 X FC 85 0-1 21 2B 27 1B 1-2 2-H 1B	B CU 79 X FF 93 1-0 ② F8		B FF 90 C FF 89 B SL 81 C CH 82 B CH 83 X SL 81 3-2 ③ F8			4	1	1	1	0	1	3
21 Wilson Valdez, R (1, 4) OBP: 0.429, SLG: 0.571			C FF 89 F CU 73 X FF 91 0-2 34 SH2-4 8 E 1B	X SI 88 0-0 27 1B 1-3 2-H 2B	F SL 85 F SL 86 B SI 92 X SL 82 1-2 ③ 1-H 2-H 2B			B FC 87 F SI 89 X SI 89 1-1 8 F8 15 1B 27 FC6-4 1B		4	3	4	3	0	0	0
34 Roy Halladay, R (1, 1) OBP: 0.333, SLG: 0.333 55 Danys Baez, R (8, 1) 15 John Mayberry Jr., R (8, PH) OBP: 0.600, SLG: 0.600 57 David Herndon, R (9, 1)			B FF 90 B FF 90 X 2-0 ① SH2-4 1-2 C CU 72 S FC 85 S FC 89 0-3 ① K			C FF 92 X KC 79 0-1 8 FC6-4 1B		B FC 86 X FC 86 1-0 27 FC6-4 1-2 1B		2 0 1 0	0 0 0 0	1 0 1 0	0 0 0 0	0 0 0 0	1 0 0 0	2 0 0 0
Inning Stats	R: 0 E: 0 K: 1 S: 9 H: 1 LOB: 0 BB: 0 P: 12	R: 0 E: 0 K: 3 S: 9 H: 0 LOB: 1 BB: 1 P: 18	R: 2 E: 1 K: 1 S: 19 H: 3 LOB: 1 BB: 0 P: 27	R: 4 E: 0 K: 2 S: 16 H: 4 LOB: 1 BB: 0 P: 20	R: 2 E: 1 K: 0 S: 10 H: 2 LOB: 1 BB: 0 P: 17	R: 0 E: 0 K: 0 S: 5 H: 1 LOB: 0 BB: 0 P: 7	R: 2 E: 0 K: 1 S: 10 H: 2 LOB: 0 BB: 0 P: 16	R: 1 E: 0 K: 0 S: 12 H: 3 LOB: 2 BB: 0 P: 22		1B: 12 2B: 3 3B: 0 HR: 1 SF: 0 SAC: 1 DP: 2 HBP: 1					WP: 1 PB: 0 SB: 0 CS: 0 PA: 40	

	AB	37
	R	11
	H	16
	RBI	11
	BB	1
	SO	8
	LOB	24

PITCHER	IP	WLS	BF	H	R	ER	SO	BB	IBB	HBP	BLK	WP	HR	S	P	ERA	WHIP
49 Jonathon Niese, L (1, 1) ERA: 6.55	4.0	L	21	8	6	6	7	1	0	1	0	0	0	53	77	13.50	2.250
27 Pedro Beato, R (5, 1) ERA:	2.0		8	3	2	0	0	0	0	0	0	0	0	15	24	0.00	1.500
40 Tim Byrdak, L (7, 1) ERA: 6.0	1.0		5	2	2	2	1	0	0	0	0	0	1	10	16	18.00	2.000
77 D.J. Carrasco, R (8, 1) ERA: 3.0	1.0		6	3	1	1	0	0	0	0	0	1	0	12	22	9.00	3.000

PITCHER	IP	WLS	BF	H	R	ER	SO	BB	IBB	HBP	BLK	WP	HR	S	P	ERA	WHIP

Philadelphia Phillies @ Atlanta Braves

Turner Field, Atlanta, GA

Fri Apr 08 2011, 7:40 PM - 10:25 PM EDT

Att. 51,331 - Cloudy - 76 F

livebaseballscorecards.com

Batter	1	2	3	4	5	6	7	8	9	AB	R	H	RBI	BB	SO	LOB
8 Shane Victorino, S (1, 8) OBP: 0.321, SLG: 0.407	B SI 90 C SI 90 B FS 84 S FS 84 F SI 92 X SI 92 2-2 11 FC3-6 27 1B 6 SF7 1B	X FS 84 0-0 ② FC4-6 27 S 1-2f 3-H			B SI 90 C SI 90 X FS 82 1-1 27 FC4 1-2 1B		C FF 89 X FC 82 0-1 ② F7			4	1	2	1	0	0	1
27 Placido Polanco, R (1, 5) OBP: 0.469, SLG: 0.552	C SI 90 B FS 83 1 SAFE S FC 85 D FS 83 1 SAFE X FC 84 2-2 11 FC3-6 1-2 1B	1 SAFE C SI 90 1 SAFE F SI 88 1 SAFE F FC 84 B SI 90 P PO 83 3-3 ③ B FC 84 S SI 90 K 1-2			C SI 91 X SI 90 0-1 ① FC4 11 E 1-2f 2-3		C FC 82 X SI 89 0-1 ③ L6			4	0	1	0	0	1	3
11 Jimmy Rollins, S (1, 6) OBP: 0.406, SLG: 0.321	T SI 90 X SI 91 0-1 ① FC3-6 6 S. 10 1B 1-2f 2-3		C SI 89 B SI 89 B FS 82 B SI 91 X SI 90 3-1 ① G4-3		C SI 90 X FS 82 0-1 E1 1-2			C SI 87 B SI 88 X SI 89 1-1 ① G4-3		4	1	0	0	0	0	4
6 Ryan Howard, L (1, 3) OBP: 0.438, SLG: 0.750	C FC 86 S FS 85 B FF 91 X SI 92 1-2 ② SF7 1-2 3-H		C FC 82 C FC 82 X SI 92 0-2 ② G4-3		B FC 83 X FC 84 1-0 ②③ G1-2-3 3-Hf			B FC 81 C FC 83 B FC 83 X FC 82 2-1 ② P6		3	0	0	1	0	0	3
10 Ben Francisco, R (1, 9) OBP: 0.419, SLG: 0.643	B FS 84 C FS 84 X FS 84 1-1 29 S 2-H 1B		B SI 90 X FS 82 1-0 ③ P6			H CU 72 1-0 51 G5-3 HBP		C FF 89 X FF 90 0-1 2B		3	0	2	1	0	0	0
29 Raul Ibanez, L (1, 7) OBP: 0.355, SLG: 0.407	C SI 90 B SI 90 F SI 90 X FS 84 1-2 ③ G4-3 1-2			B SI 89 X FS 82 1-0 ① G4-3		C SI 89 B SI 89 F FC 84 F FC 82 S FC 83 1-3 ① K		B SI 95 S SL 85 S SL 85 S SL 86 1-3 ③ K		4	0	0	0	0	2	3
51 Carlos Ruiz, R (1, 2) OBP: 0.333, SLG: 0.286		X SI 89 0-0 33 E 21 G5-3 8 FC4-6 1B		C SI 88 B FC 82 X SI 88 1-1 21 G4-3 1B		C SI 89 F FS 82 X FS 83 0-2 ② G5-3 1-2			C FF 96 C FF 96 F FF 98 F FF 96 F KC 86 X FF 96 0-2 ① F8	4	1	2	0	0	0	1
21 Wilson Valdez, R (1, 4) OBP: 0.375, SLG: 0.500 37 Antonio Bastardo, R (6, 1) 16 J.C. Romero, S (8, 1) 7 Ross Gload, L (9, PH) OBP: 0.333, SLG: 0.333		B SI 90 X SI 91 1-0 ① G5-3 1-2		B FC 83 C SI 89 B SI 89 1 SAFE X SI 89 2-1 ②③ G4-3 1-2f		B SI 90 B SI 90 F SI 88 B SI 91 X SI 90 3-1 ③ L3			X FF 95 0-0 ② F7	3 0 0 1	0 0 0 0	0 0 0 0	0 0 0 0	0 0 0 0	0 0 0 0	3 0 0 0
33 Cliff Lee, L (1, 1) 38 Kyle Kendrick, R (4, 1) OBP: 0.500, SLG: 0.500 5 Pete Orr, L (6, 4) OBP: 0.429, SLG: 0.429		X SI 90 0-0 E6 8 FC4-6 2-3			B SI 88 C SI 88 B SI 88 S SI 88 X SI 89 2-2 27 FC4 8 1B 6 G1-2-3 1B		C SI 88 S FS 81 B FS 83 X FS 83 1-2 ① G4-3		F FF 96 B FF 96 S FF 96 C 1-3 ③ K	1 1 2	0 0 0	0 1 0	0 0 0	0 0 0	0 0 1	1 0 0

Inning Stats																								
	R: 2	H: 3	R: 1	H: 1	R: 0	H: 0	R: 0	H: 1	R: 0	H: 2	R: 0	H: 0	R: 0	H: 0	R: 0	H: 1	R: 0	H: 0	1B: 7	SF: 1	WP: 0	PA: 36
	E: 0	LOB: 1	E: 1	LOB: 1	E: 0	LOB: 0	E: 0	LOB: 0	E: 1	LOB: 2	E: 0	LOB: 1	E: 0	LOB: 0	E: 0	LOB: 1	E: 0	LOB: 0	2B: 1	SAC: 0	PB: 0	
	K: 0	BB: 1	K: 1	BB: 0	K: 0	BB: 0	K: 0	BB: 0	K: 0	BB: 0	K: 1	BB: 0	K: 0	BB: 0	K: 1	BB: 0	K: 1	BB: 0	3B: 0	DP: 2	SB: 3	
	S: 17	P: 24	S: 9	P: 12	S: 6	P: 10	S: 5	P: 9	S: 10	P: 14	S: 9	P: 14	S: 7	P: 8	S: 9	P: 13	S: 10	P: 11	HR: 0	HBP: 1	CS: 0	

PITCHER		IP	WLS	BF	H	R	ER	SO	BB	IBB	HBP	BLK	WP	HR	S	P	ERA	WHIP
15 Tim Hudson, R ERA: 1.84	(1, 1)	7.2	W	32	8	3	2	2	0	0	1	0	0	0	69	100	2.35	1.043
39 Jonny Venters, L ERA: 1.8	(8, 1)	0.1	H	1	0	0	0	1	0	0	0	0	0	0	3	4	0.00	0.000
46 Craig Kimbrel, R ERA:	(9, 1)	1.0	S	3	0	0	0	1	0	0	0	0	0	0	10	11	0.00	0.000

PITCHER	IP	WLS	BF	H	R	ER	SO	BB	IBB	HBP	BLK	WP	HR	S	P	ERA	WHIP

TOP	
AB	34
R	3
H	8
RBI	3
BB	0
SO	4
LOB	19

BOTTOM

Philadelphia Phillies @ Atlanta Braves

Turner Field, Atlanta, GA

Fri Apr 08 2011, 7:40 PM - 10:25 PM EDT

Att. 51,331 - Cloudy - 76 F

livebaseballscorecards.com

Batter	1	2	3	4	5	6	7	8	9	AB	R	H	RBI	BB	SO	LOB
14 Martín Prado, R (1, 7) OBP: 0.297, SLG: 0.486	C FF 90 X FF 91 0-1 ① F8	L CH 85 X SI 92 0-1 13 G4-3 2B 1-3 3-H		C SI 92 X SI 91 0-1 13 1B 10 2B 1B 1-2	C FC 86 S CH 83 B SI 91 X FC 87 1-2 1B			B SL 78 B SL 77 C SI 90 X CH 79 2-1 ① G6-3		5	1	3	1	0	0	0
13 Nate McLouth, L (1, 8) OBP: 0.300, SLG: 0.286	F FF 90 B FC 87 F FC 85 F SI 91 B CU 76 B SI 91 X FC 86 3-2 10 G5-3 1B	F FC 85 C SI 92 X SI 92 0-2 ② G4-3 2-3 3-H		C FC 86 D SL 79 X SI 91 1-1 10 2B 1B 1-2 2-3	X CH 84 0-0 ③ G4-3			C SL 78 B SI 89 F SI 90 S SI 89 1-3 ② K		5	1	2	1	0	1	2
10 Chipper Jones, S (1, 5) OBP: 0.387, SLG: 0.483	X FC 85 0-0 ② G5-3 1-2	C CH 84 B SI 92 B SI 91 F FC 86 X SI 92 2-2 ③ G4-3		X FC 85 0-0 16 1B 2B 1-H 2-H 3-H		B SL 84 X CH 87 1-0 1B		C SL 79 B SL 81 B SI 91 F SI 90 B CH 79 F CH 80 B SL 80 4-2 BB		4	0	2	3	1	0	2
16 Brian McCann, L (1, 2) OBP: 0.452, SLG: 0.433	B FF 91 F SI 91 B CU 77 B FC 86 B FF 90 4-1 BB		F CH 83 B FC 84 B SI 91 B SL 79 X FC 84 3-1 26 G5-3 1B	C FF 91 F FF 91 F CU 75 F FC 85 D SL 79 B CH 84 X SI 92 2-2 2 FC5 22 BB 1B 2-3		C FF 93 B FF 94 C FF 95 T FF 94 1-2 ① K		B SI 90 F SI 91 F SI 92 C SL 81 1-3 ③ K		4	0	2	0	1	2	2
26 Dan Uggla, R (1, 4) OBP: 0.219, SLG: 0.387	S FC 86 X FC 86 0-1 ③ P3		C FC 84 F CH 84 X CU 75 0-2 ① G5-3 1-2	B FC 85 X SI 88 1-0 ② F8		F SL 86 D CH 89 F FF 94 S CH 87 1-3 ② K				4	0	0	0	0	1	6
22 Jason Heyward, L (1, 9) OBP: 0.452, SLG: 0.609		S FF 91 B FF 92 F FF 91 B CU 75 X FC 86 2-2 2 2B 3B	B FF 92 F FF 91 C CU 75 C CH 84 1-3 ② K	B FC 87 B CH 84 B FC 87 C FC 85 C SI 90 B SI 90 4-2 2 FC5 1-2 BB		C SL 86 F FF 94 F FF 94 F FF 94 F SL 87 S SL 87 0-3 ③ K				3	1	1	0	1	2	2
2 Alex Gonzalez, R (1, 6) OBP: 0.258, SLG: 0.414		X FC 87 0-0 5 1B 14 2B 2B 3-H	C CH 84 X CH 84 0-1 ③ G6-3	F FC 86 B SI 90 X SI 90 1-1 ③ FC5 1-2 2-3f			B FF 93 B SL 84 T SL 85 F FF 94 B FF 94 F FF 94 F CH 88 S FF 94 3-3 ① K			4	1	1	1	0	1	4
5 Freddie Freeman, L (1, 3) OBP: 0.241, SLG: 0.192		B FC 86 X FC 86 1-0 14 2B 13 G4-3 1B 2-3		F FF 91 C FF 91 H CU 72 1-2 13 1B 14 1B 10 2B HBP	B SI 88 X CH 82 1-0 ① G3-1		B SL 87 S SL 85 S FF 94 F FF 93 B CH 87 S SL 86 2-3 ② K			3	2	1	0	0	1	0
15 Tim Hudson, R (1, 1) 39 Jonny Venters, L (8, 1) 46 Craig Kimbrel, R (9, 1)		B SI 92 L FF 92 L SI 92 C FF 92 1-3 ① K		L CH 84 B SI 93 L SI 92 L SI 92 1-3 ① K	B SI 88 C SI 89 S CH 84 F CH 86 X SI 90 1-2 ② G3		S FF 93 F SL 86 B FF 94 B FF 94 S FF 94 2-3 ③ K			4 0 0	0 0 0	0 0 0	0 0 0	0 0 0	3 0 0	3 0 0
Inning Stats	R: 0 E: 0 K: 0 S: 10 H: 1 LOB: 2 BB: 1 P: 17	R: 3 E: 0 K: 1 S: 16 H: 4 LOB: 1 BB: 0 P: 22	R: 0 E: 0 K: 1 S: 10 H: 1 LOB: 1 BB: 0 P: 14	R: 3 E: 0 K: 1 S: 20 H: 4 LOB: 3 BB: 1 P: 31	R: 0 E: 0 K: 0 S: 9 H: 1 LOB: 1 BB: 0 P: 12	R: 0 E: 0 K: 3 S: 13 H: 1 LOB: 1 BB: 0 P: 16	R: 0 E: 0 K: 3 S: 12 H: 0 LOB: 0 BB: 0 P: 19	R: 0 E: 0 K: 2 S: 11 H: 0 LOB: 1 BB: 1 P: 19		1B: 8 2B: 3 3B: 1 HR: 0 SF: 0 SAC: 0 DP: 0 HBP: 1						

AB	36
R	6
H	12
RBI	6
BB	3
SO	11
LOB	21

PITCHER		IP	WLS	BF	H	R	ER	SO	BB	IBB	HBP	BLK	WP	HR	S	P	ERA	WHIP
33 Cliff Lee, L ERA: 7.84	(1, 1)	3.1	L	22	10	6	6	3	1	0	1	0	0	0	51	73	16.20	3.300
38 Kyle Kendrick, R ERA: 1.8	(4, 1)	1.2		7	1	0	0	0	1	0	0	0	0	0	14	23	0.00	1.200
37 Antonio Bastardo, L ERA:	(6, 1)	2.0		7	1	0	0	6	0	0	0	0	0	0	25	35	0.00	0.500
16 J.C. Romero, L ERA: 3.0	(8, 1)	1.0		4	0	0	0	2	1	0	0	0	0	0	11	19	0.00	1.000

PITCHER	IP	WLS	BF	H	R	ER	SO	BB	IBB	HBP	BLK	WP	HR	S	P	ERA	WHIP

Philadelphia Phillies @ Atlanta Braves

Turner Field, Atlanta, GA

Sat Apr 09 2011, 1:12 PM - 3:55 PM EDT

Att. 36,256 - Cloudy - 81 F

livebaseballscorecards.com

Batter	1	2	3	4	5	6	7	8	9	AB	R	H	RBI	BB	SO	LOB
8 Shane Victorino, S (1, 8) OBP: 0.394, SLG: 0.500	B FF 92 C FF 92 B FF 93 X CH 85 2-1 11 G3-1 10 1B 2B	C FF 91 B FF 92 S FF 92 X FF 92 1-2 11 G6-4-3 1B	B FF 91 B CH 82 C FF 90 B SI 90 F FF 89 F CH 82 X SI 90 3-2 ② G4-3	C SI 95 F FO 83 X SL 82 0-2 27 S 6 2B 1B	D SI 89 B SI 90 C CH 84 F SL 82 F CH 84 F SL 83 F SL 81 B SI 91 X SL 82 3-2 2-H 1B			5	2	4	1	0	0	0
27 Placido Polanco, R (1, 5) OBP: 0.405, SLG: 0.471	S FF 93 X FF 94 0-1 ① P3	B SL 86 X FF 92 1-0 ① L7	C FF 92 B CU 75 F FF 90 B SL 87 X FF 94 2-2 ③ F9	F FC 90 F FF 93 B FF 93 B SI 94 S SL 82 2-3 ① K 1-2	X SI 91 0-0 ③ F8			5	0	0	0	0	1	4
11 Jimmy Rollins, S (1, 6) OBP: 0.405, SLG: 0.394	B CU 76 C CU 75 X CH 83 1-1 ② G3-1 2-3	D CU 74 1 SAFE X SI 90 1-0 ②③ G6-4-3 1-2f	C FF 92 B FF 91 X FF 91 1-1 6 G3 10 L4-5 2B	C FO 83 F FO 84 B FF 93 F FF 94 B SL 82 F SL 82 S FF 93 2-3 ② K	C FF 90 F CH 84 B CH 85 X CH 85 1-2 10 WP 2B			5	0	2	0	0	1	3
6 Ryan Howard, L (1, 3) OBP: 0.432, SLG: 0.719	I IN 79 I IN 75 I IN 76 I IN 73 4-0 10 1B IBB	B CU 74 X FF 92 1-0 ① F8	X CU 75 0-0 ① G3 2-3	C FC 90 B FC 89 B FO 81 X FF 93 2-1 2-H 2B	B SI 90 S CH 84 F CH 84 X CH 84 1-2 ① F8			4	0	1	1	1	0	2
10 Ben Francisco, R (1, 9) OBP: 0.389, SLG: 0.576	B FF 93 C SL 86 X SL 83 1-1 1-2 3-H 1B	C FF 93 X FF 91 0-1 ② P4	F CH 81 B FF 90 X SL 85 1-1 ②③ L4-5 3-3	X SI 94 0-0 ③ G5-3	F SI 92 B SI 92 F SI 92 B CH 85 F CH 84 B SI 90 F CH 86 S SL 83 3-3 ② K 2-3			5	0	1	1	0	1	3
29 Raul Ibanez, L (1, 7) OBP: 0.361, SLG: 0.419	B FF 93 S FF 92 S FF 92 S FF 94 1-3 ③ K	B CH 84 B CH 83 B FF 91 B FF 89 4-0 23 HR BB		B FF 92 X CH 80 1-0 ① 15 1B 51 HR 2B	X SI 90 0-0 ① F7	C CH 84 C SI 92 B SI 91 S FF 91 1-3 ③ K		4	2	1	0	1	2	3
23 Brian Schneider, L (1, 2) OBP: 0.167, SLG: 0.667 15 John Mayberry Jr., R (7, PH) OBP: 0.667, SLG: 0.667 57 David Herndon, R (7, 1) 7 Michael Martinez, S (8, PH) OBP: 0.500, SLG: 0.400 16 J.C. Romero, S (8, 1) 55 Danys Baez, R (9, 1)		B FF 91 C CH 82 F CH 81 X FF 93 1-2 ① F9	B CU 74 X FF 90 1-0 1-H HR	C FF 87 C FF 89 B FF 90 X FF 90 1-2 21 BB 51 HR 2-3 1B	C SI 89 X SI 91 0-1 51 2B 1B			2 1 0 1 0 0	1 1 0 1 0 0	1 1 0 1 0 0	2 1 0 0 0 0	0 0 0 0 0 0	0 0 0 0 0 0	0 0 0 0 0 0
21 Wilson Valdez, R (1, 4) OBP: 0.357, SLG: 0.444		C FF 92 S SL 85 B FF 93 B FF 94 X FF 92 2-2 ② G4-3	S FF 92 F FF 92 S CU 76 0-3 ③ K	1 SAFE D SL 73 1 SAFE B FF 88 B FF 89 C FF 88 B FF 87 4-1 51 HR 1-2 BB	1 SAFE B SI 91 S SL 83 X SL 84 1-1 ② F9			3	1	0	0	1	1	1
44 Roy Oswalt, R (1, 1) OBP: 0.250, SLG: 0.250 51 Carlos Ruiz, R (7, PH) OBP: 0.385, SLG: 0.522 (7, 2)		C FF 93 C FF 93 B SL 85 B SL 85 X FF 93 2-2 ③ F8	C FF 91 C SL 83 B CU 74 X FF 92 1-2 ① 1B	C FF 92 S FF 94 X FF 93 0-2 1-H 2-H 3-H HR	B SI 91 C SL 82 B SL 83 X CH 84 2-1 1-H 8 1B 2B			2 2	0 2	1 2	0 5	0 0	0 0	0 0
Inning Stats	R: 1 E: 0 K: 1 S: 11 H: 2 LOB: 2 BB: 1 P: 20	R: 0 E: 0 K: 0 S: 9 H: 0 LOB: 0 BB: 0 P: 14	R: 0 E: 0 K: 0 S: 5 H: 1 LOB: 0 BB: 0 P: 8	R: 2 E: 0 K: 1 S: 7 H: 1 LOB: 0 BB: 1 P: 13	R: 0 E: 0 K: 0 S: 10 H: 1 LOB: 0 BB: 0 P: 16	R: 0 E: 0 K: 0 S: 5 H: 1 LOB: 0 BB: 0 P: 7	R: 5 E: 0 K: 2 S: 22 H: 5 LOB: 1 BB: 1 P: 34	R: 2 E: 0 K: 0 S: 14 H: 3 LOB: 1 BB: 0 P: 20	R: 0 E: 0 K: 2 S: 14 H: 1 LOB: 1 BB: 0 P: 20	1B: 7 2B: 7 3B: 0 HR: 2 SF: 0 SAC: 0 DP: 2 HBP: 0						

	AB	39
	R	10
	H	15
	RBI	10
	BB	3
	SO	6
	LOB	16

WP: 1 PB: 0 SB: 1 CS: 0 PA: 42

PITCHER		IP	WLS	BF	H	R	ER	SO	BB	IBB	HBP	BLK	WP	HR	S	P	ERA	WHIP
37 Brandon Beachy, R ERA: 3.75	(1, 1)	6.0	L	24	7	4	4	2	1	1	0	0	0	1	48	80	6.00	1.333
52 George Sherrill, L ERA: 10.8	(7, 1)	0.0		2	1	0	0	0	1	0	0	0	0	0	4	9	∞	∞
19 Scott Linebrink, R ERA: 6.75	(7, 1)	1.0		6	3	4	4	2	0	0	0	0	0	1	17	23	36.00	3.000
50 Cristhian Martinez, R ERA: 3.6	(8, 1)	2.0		10	4	2	2	2	0	0	0	0	1	0	28	40	9.00	2.000

PITCHER	IP	WLS	BF	H	R	ER	SO	BB	IBB	HBP	BLK	WP	HR	S	P	ERA	WHIP

Batter	1	2	3	4	5	6	7	8	9	AB	R	H	RBI	BB	SO	LOB
14 Martín Prado, R (1, 7) OBP: 0.293, SLG: 0.462	C FF 93 B FF 93 B FC 84 F CH 83 X FF 94 2-2 ① G3		C CH 84 X FF 92 0-1 E9 13 L6-3 1B 2-H			C CH 82 X CH 81 0-1 ① F9		C FF 89 B SL 81 X CH 79 1-1 ① G6-3		4	0	1	0	0	0	0
13 Nate McLouth, L (1, 8) OBP: 0.265, SLG: 0.250	X CH 82 0-0 ② G3		C CH 84 X FF 93 0-1 ②③ L6-3 1-1			C CH 81 B CH 78 F CH 83 B CH 81 X FF 94 2-2 ② P5		B SI 90 B SI 90 C FF 89 F SI 89 B SI 90 X SI 90 3-2 ② G6-3		4	0	0	0	0	0	1
10 Chipper Jones, S (1, 5) OBP: 0.371, SLG: 0.455	C FF 94 B CH 82 X CH 82 1-1 ③ G1-3			C CH 82 C FF 93 B CU 66 X FF 93 1-2 ① G4-3		C FF 93 B CU 69 F CH 81 B SL 79 B FF 94 X CH 84 3-2 26 BB 16 BB 1B		B CH 80 B SI 90 C SI 90 C SL 78 X SI 91 3-1 ③ L4		4	0	1	0	0	0	0
16 Brian McCann, L (1, 2) OBP: 0.441, SLG: 0.406 27 J.C. Boscan, R (9, 2)		C FF 93 B CH 82 B FF 93 B CH 83 X CH 84 3-1 ① F8		C FF 93 B FF 93 B SI 93 F FF 92 F FF 93 F CH 85 X FF 94 2-2 ② L7		C FF 94 B CH 82 1 SAFE B FF 94 B FF 94 B CH 85 4-1 26 BB 1-2 BB			B FF 91 C SI 91 F SI 92 B CU 75 S SI 91 2-3 ① K	2 1	0 0	0 0	0 0	1 0	0 1	0 0
26 Dan Uggla, R (1, 4) OBP: 0.222, SLG: 0.353		C FC 86 F SI 95 S CH 83 0-3 ② K		C FF 93 X FC 86 0-1 ③ G1-3		D CH 84 B FF 93 S FF 93 B FF 93 B FF 92 4-1 1-2 2-3 BB			F CU 76 X SI 90 0-1 ② G3	3	0	0	0	1	1	0
22 Jason Heyward, L (1, 9) OBP: 0.429, SLG: 0.593		B FF 94 C CH 82 C FF 94 B CU 62 F FF 93 F FF 93 X CU 66 2-2 ③ G4-3			F FF 92 B FF 94 B FF 93 F CH 84 X FF 94 2-2 ① G1-3	B FF 94 X FF 93 1-0 ③ P5			S SI 93 B SI 93 B CU 77 B SI 94 F FF 93 X SI 94 3-2 2B	4	0	1	0	0	0	3
2 Alex Gonzalez, R (1, 6) OBP: 0.286, SLG: 0.485			C FF 93 S FC 84 X FF 93 0-2 5 1B 2B		X FC 84 0-0 2B		C SI 90 B SI 93 X CH 84 1-1 ① F7		X SI 92 0-0 ③ P5	4	1	2	0	0	0	1
5 Freddie Freeman, L (1, 3) OBP: 0.250, SLG: 0.207			F SI 93 C FF 93 D CU 67 F CH 83 X FF 93 1-2 37 SH2-4 14 E 1B 2-H		F FF 92 B CH 84 B FF 93 X CH 83 2-1 ② G1-3		S SL 82 B SI 94 X SI 93 1-1 ② G3			3	1	1	1	0	0	1
37 Brandon Beachy, R (1, 1) 52 George Sherrill, L (7, 1) 19 Scott Linebrink, R (7, 1) 17 Matt Young, L (7, PH) OBP: 0.333, SLG: 0.143 50 Cristhian Martinez, R (8, 1)			C FF 93 B FF 92 X FF 91 1-1 ① SH2-4 1-2		S FF 93 S FF 92 S FF 93 0-3 ③ K		X CH 84 0-0 ③ G3			1 0 0 1 0	0 0 0 0 0	0 0 0 0 0	0 0 0 0 0	0 0 0 0 0	1 0 0 0 0	1 0 0 0 0
Inning Stats	R: 0 E: 0 K: 0 S: 6 H: 0 LOB: 0 BB: 0 P: 9	R: 0 E: 0 K: 1 S: 10 H: 0 LOB: 0 BB: 0 P: 15	R: 2 E: 1 K: 0 S: 13 H: 3 LOB: 0 BB: 0 P: 15	R: 0 E: 0 K: 0 S: 10 H: 0 LOB: 0 BB: 0 P: 13	R: 0 E: 0 K: 1 S: 9 H: 1 LOB: 1 BB: 0 P: 13	R: 0 E: 0 K: 0 S: 11 H: 1 LOB: 3 BB: 2 P: 25	R: 0 E: 0 K: 0 S: 5 H: 0 LOB: 0 BB: 0 P: 7	R: 0 E: 0 K: 0 S: 7 H: 0 LOB: 0 BB: 0 P: 14	R: 0 E: 0 K: 1 S: 9 H: 1 LOB: 1 BB: 0 P: 14	1B: 3 2B: 4 3B: 0 HR: 0	SF: 0 SAC: 1 DP: 1 HBP: 0						

BOTTOM

Philadelphia Phillies @ Atlanta Braves

Turner Field, Atlanta, GA

Sat Apr 09 2011, 1:12 PM - 3:55 PM EDT

Att. 36,256 - Cloudy - 81 F

livebaseballscorecards.com

AB	31
R	2
H	6
RBI	1
BB	2
SO	3
LOB	7

WP: 0 PB: 0 SB: 0 CS: 0 PA: 34

PITCHER		IP	WLS	BF	H	R	ER	SO	BB	IBB	HBP	BLK	WP	HR	S	P	ERA	WHIP
44 Roy Oswalt, R ERA: 2.25	(1, 1)	6.0	W	24	5	2	1	2	2	0	0	0	0	0	59	90	1.50	1.167
57 David Herndon, R ERA: 4.5	(7, 1)	1.0		3	0	0	0	0	0	0	0	0	0	0	5	7	0.00	0.000
16 J.C. Romero, L ERA: 2.25	(8, 1)	1.0		3	0	0	0	0	0	0	0	0	0	0	7	14	0.00	0.000
55 Danys Baez, R ERA:	(9, 1)	1.0		4	1	0	0	1	0	0	0	0	0	0	9	14	0.00	1.000

PITCHER	IP	WLS	BF	H	R	ER	SO	BB	IBB	HBP	BLK	WP	HR	S	P	ERA	WHIP

Batter	1	2	3	4	5	6	7	8	9	AB	R	H	RBI	BB	SO	LOB
8 Shane Victorino, S (1, 8) OBP: 0.432, SLG: 0.611	C SI 86 B SI 87 X SI 87 1-1 27 G6-4-3 1B			C SI 88 B SL 79 X CH 83 1-1 27 1B 11 G6-4-3 1B		C SI 87 C SI 88 B SI 88 B SI 88 X FC 87 2-2 HR		C SI 95 X SI 94 0-1 ② G6-3		4	2	3	1	0	0	0
27 Placido Polanco, R (1, 5) OBP: 0.390, SLG: 0.447	1 SAFE C FC 84 X SI 87 0-1 ① ② G6-4-3 1-2f			1 SAFE B SI 86 C SI 87 C SL 79 F FC 85 1 SAFE 1 SAFE X SI 87 1-2 11 G6-4-3 1-3 1B		B FC 85 F SI 88 S FC 85 X SL 81 1-2 ① L8		B SL 85 X SI 94 1-0 ③ G1-3		4	0	1	0	0	0	1
11 Jimmy Rollins, S (1, 6) OBP: 0.390, SLG: 0.405	C SL 79 X CH 82 0-1 ③ G6-3			C SI 87 D CH 84 X SI 88 1-1 ① ② G6-4-3 1-2f 3-H		X CH 83 0-0 ② G4-3			B FF 94 F FF 94 C FF 94 F KC 85 B KC 86 X FF 94 2-2 E9 6 G6-3 2B	4	1	1	0	0	0	1
6 Ryan Howard, L (1, 3) OBP: 0.390, SLG: 0.639		X SL 79 0-0 ① F7		S CH 83 B SI 89 X CH 83 1-1 ③ F8		C SL 81 B CH 84 X CH 84 1-1 ③ F8			C KC 84 B KC 85 X KC 85 1-1 ① G6-3 3-H	4	0	0	1	0	0	0
10 Ben Francisco, R (1, 9) OBP: 0.375, SLG: 0.528		C SI 87 B CH 82 B SL 81 C SL 80 F SI 88 X FC 84 2-2 ② F8			L SL 82 B FC 85 B CH 83 X SI 87 2-1 ① P4		B FC 83 B FC 84 C SL 77 B SL 79 C SL 83 X SI 87 3-2 ① G6-3		B FF 96 C FF 96 B FF 96 B KC 84 B FF 94 4-1 51 CS BB	3	0	0	0	1	0	0
29 Raul Ibanez, L (1, 7) OBP: 0.350, SLG: 0.400		B SI 88 C CH 83 S SI 88 F SI 88 X SI 89 1-2 ③ F8			B SL 79 B SI 87 X SI 87 2-0 51 1B 1B		B SI 88 B SL 79 F CH 83 X SL 80 2-1 ② G4-3		C FF 94 1 SAFE C FF 94 F KC 84 1 SAFE B FF 96 1 SAFE S KC 85 1-3 ② K	4	0	1	0	0	1	1
51 Carlos Ruiz, R (1, 2) OBP: 0.414, SLG: 0.538			B SI 88 S SL 79 B SL 82 C FC 84 B SI 87 C SI 87 3-3 ① K		F FC 85 X SL 80 0-1 1-2 1B		B FC 84 F FC 84 B SL 81 B CH 82 F FC 83 X SI 88 3-2 1B		C KC 84 B FF 94 1 SAFE 1-1 ③ CS 1-2	3	0	2	0	0	1	0
7 Michael Martinez, S (1, 4) OBP: 0.333, SLG: 0.250			F SI 87 B SI 88 F SI 87 X SL 80 1-2 ② G4-3		C SL 80 B SL 80 B SL 80 S CH 83 B SI 88 X SI 88 3-2 ② L6		C SL 79 B CH 83 S SL 82 1 SAFE B CH 84 F SL 79 S SI 88 2-3 ③ K			3	0	0	0	0	1	3
35 Cole Hamels, L (1, 1) 15 John Mayberry Jr., R (8, PH) OBP: 0.571, SLG: 0.571 46 Ryan Madson, L (8, 1) 52 Jose Contreras, R (9, 1)			B SI 88 C SI 88 B SL 78 F SI 87 X SI 88 2-2 ③ G1-3		X SL 80 0-0 ③ G1-3			C SI 94 X SI 94 0-1 ① G6-3		2 1 0 0	0 0 0 0	0 0 0 0	0 0 0 0	0 0 0 0	0 0 0 0	2 0 0 0
Inning Stats	R: 0 E: 0 K: 0 S: 6 H: 1 LOB: 0 BB: 0 P: 7	R: 0 E: 0 K: 0 S: 9 H: 0 LOB: 0 BB: 0 P: 12	R: 0 E: 0 K: 1 S: 9 H: 0 LOB: 0 BB: 0 P: 15	R: 1 E: 0 K: 0 S: 10 H: 2 LOB: 0 BB: 0 P: 14	R: 0 E: 0 K: 0 S: 9 H: 2 LOB: 2 BB: 0 P: 16	R: 1 E: 0 K: 0 S: 9 H: 1 LOB: 0 BB: 0 P: 13	R: 0 E: 0 K: 1 S: 12 H: 1 LOB: 1 BB: 0 P: 22	R: 0 E: 0 K: 0 S: 5 H: 0 LOB: 0 BB: 0 P: 6	R: 1 E: 1 K: 1 S: 12 H: 1 LOB: 0 BB: 1 P: 21	1B: 6 2B: 1 3B: 0 HR: 1	SF: 0 SAC: 0 DP: 2 HBP: 0					

TOP

Philadelphia Phillies @ Atlanta Braves

Turner Field, Atlanta, GA

Sun Apr 10 2011, 1:39 PM - 3:58 PM EDT

Att. 43,796 - Sunny - 81 F

livebaseballscorecards.com

AB	32
R	3
H	8
RBI	2
BB	1
SO	3
LOB	8

PITCHER		IP	WLS	BF	H	R	ER	SO	BB	IBB	HBP	BLK	WP	HR	S	P	ERA	WHIP
32 Derek Lowe, R ERA: 1.45	(1, 1)	7.0	L	26	7	2	2	2	0	0	0	0	0	1	64	99	2.57	1.000
39 Jonny Venters, L ERA: 1.5	(8, 1)	1.0		3	0	0	0	0	0	0	0	0	0	0	5	6	0.00	0.000
46 Craig Kimbrel, R ERA:	(9, 1)	1.0		4	1	1	0	1	1	0	0	0	0	0	12	21	0.00	2.000

PITCHER	IP	WLS	BF	H	R	ER	SO	BB	IBB	HBP	BLK	WP	HR	S	P	ERA	WHIP

BOTTOM

Philadelphia Phillies @ Atlanta Braves

Turner Field, Atlanta, GA

Sun Apr 10 2011, 1:39 PM - 3:58 PM EDT

Att. 43,796 - Sunny - 81 F

livebaseballscorecards.com

Batter	1	2	3	4	5	6	7	8	9	AB	R	H	RBI	BB	SO	LOB
14 Martín Prado, R (1, 7) OBP: 0.289, SLG: 0.442	B FF 93 F FF 94 F FF 94 X FF 95 1-2 ① G4-3			B FF 91 C FF 93 B FF 92 F CH 84 F FF 94 B CH 85 S CH 86 3-3 ① K		B CH 82 F FF 91 C FF 93 S FF 90 1-3 ② K		B FF 94 X FF 94 1-0 13 G4-6-3 1B		4	0	1	0	0	2	1
13 Nate McLouth, L (1, 8) OBP: 0.289, SLG: 0.286	B FF 94 F FF 94 B FF 92 B CH 86 F FF 95 S CH 86 3-3 ② K			X FF 91 0-0 10 F9 2B		B CH 84 B FF 93 C FF 93 B FF 94 B FF 92 4-1 BB		F FF 94 B FF 94 T FF 95 X CH 85 1-2 ②③ G4-6-3 1-2f		3	0	1	0	1	1	1
10 Chipper Jones, S (1, 5) OBP: 0.333, SLG: 0.405	C FF 95 X CU 78 0-1 ③ G5-3			F CH 83 B FF 94 B FF 94 F FC 91 X FF 95 2-2 ② F9 2-3		X CH 84 0-0 ③ G5-3			C SL 87 B FS 81 B SL 90 F SL 89 F FF 96 B FF 94 F FF 94 X FF 95 3-2 ① G4-3	4	0	0	0	0	0	3
16 Brian McCann, L (1, 2) OBP: 0.395, SLG: 0.361		C CH 84 S SI 94 B CU 79 S FF 95 1-3 ① K		X FF 93 0-0 ③ G1-3			B CH 82 B FF 90 X FF 90 2-0 ① F8		C FF 94 B FF 94 B SL 89 X SI 94 2-1 ② G4-3	4	0	0	0	0	1	1
26 Dan Uggla, R (1, 4) OBP: 0.200, SLG: 0.316		B CH 85 S CH 86 S FF 96 B CH 87 F CH 87 X FF 94 2-2 ② G5-3			B FC 89 C FF 93 B FC 90 X FC 88 2-1 ① P6		B FF 91 B FF 90 C CH 83 B FF 91 F CH 84 S CH 84 3-3 ② K		C SI 91 S FS 82 S FS 83 0-3 ③ K	4	0	0	0	0	2	0
22 Jason Heyward, L (1, 9) OBP: 0.421, SLG: 0.567		F FF 95 B FF 95 X FF 94 1-1 ③ F7			B FF 93 B CH 85 F FF 93 B FF 90 C CH 84 X FF 94 3-2 ② G6-3		B FC 88 B FF 92 X FF 89 2-0 2 1B 1B			3	0	1	0	0	0	0
2 Alex Gonzalez, R (1, 6) OBP: 0.289, SLG: 0.472			X FF 92 0-0 ① P3		C CU 77 S CH 85 B CH 86 S CH 85 1-3 ③ K		C FF 92 F FC 89 F FF 93 D CH 84 F FF 93 B FF 93 F FC 90 B CH 84 X CH 84 3-2 1-3 1B			3	0	1	0	0	1	0
5 Freddie Freeman, L (1, 3) OBP: 0.257, SLG: 0.219			B FF 93 B FC 91 S CH 85 F FF 93 F FF 96 S CH 86 2-3 ② K			C CH 82 B CU 76 B FF 91 X FF 93 2-1 32 SH1 1B	X FC 89 0-0 ③ G4-3			3	0	1	0	0	1	2
32 Derek Lowe, R (1, 1) 39 Jonny Venters, L (8, 1) 7 Brooks Conrad, S (8, PH) 46 Craig Kimbrel, R (9, 1)			C FF 92 F FF 93 B FC 90 B CH 86 S CH 85 2-3 ③ K			X FF 91 0-0 ① SH1 1-2		B CH 83 F FF 95 S CH 82 S CH 83 1-3 ① K		1 0 1 0	0 0 0 0	0 0 0 0	0 0 0 0	0 0 1 0	1 0 0 0	0 0 0 0
Inning Stats	R: 0 E: 0 K: 1 S: 8 H: 0 LOB: 0 BB: 0 P: 12	R: 0 E: 0 K: 1 S: 9 H: 0 LOB: 0 BB: 0 P: 13	R: 0 E: 0 K: 2 S: 8 H: 0 LOB: 0 BB: 0 P: 12	R: 0 E: 0 K: 1 S: 9 H: 1 LOB: 1 BB: 0 P: 14	R: 0 E: 0 K: 1 S: 8 H: 0 LOB: 0 BB: 0 P: 14	R: 0 E: 0 K: 1 S: 8 H: 1 LOB: 2 BB: 1 P: 15	R: 0 E: 0 K: 1 S: 12 H: 2 LOB: 2 BB: 0 P: 22	R: 0 E: 0 K: 1 S: 7 H: 1 LOB: 0 BB: 0 P: 10	R: 0 E: 0 K: 1 S: 10 H: 0 LOB: 0 BB: 0 P: 15	1B: 4 2B: 1 3B: 0 HR: 0	SF: 0 SAC: 1 DP: 1 HBP: 0					

	AB	30
	R	0
	H	5
	RBI	0
	BB	1
	SO	10
	LOB	8

	WP: 0	PA: 32
	PB: 0	
	SB: 0	
	CS: 0	

PITCHER	IP	WLS	BF	H	R	ER	SO	BB	IBB	HBP	BLK	WP	HR	S	P	ERA	WHIP
35 Cole Hamels, L (1, 1) ERA: 5.59	7.0	W	26	4	0	0	8	1	0	0	0	0	0	62	102	0.00	0.714
46 Ryan Madson, R (8, 1) ERA:	1.0	H	3	1	0	0	1	0	0	0	0	0	0	7	10	0.00	1.000
52 Jose Contreras, R (9, 1) ERA:	1.0	S	3	0	0	0	1	0	0	0	0	0	0	10	15	0.00	0.000

PITCHER	IP	WLS	BF	H	R	ER	SO	BB	IBB	HBP	BLK	WP	HR	S	P	ERA	WHIP

Batter	1	2	3	4	5	6	7	8	9	AB	R	H	RBI	BB	SO	LOB
8 Shane Victorino, S (1, 8) OBP: 0.381, SLG: 0.537	C FF 83 B SI 84 X CH 77 1-1 ① G6-3		B SL 78 B CH 78 C SI 84 F SL 79 F SI 85 X SI 83 2-2 ③ F8			C SI 84 X CU 67 0-1 ① F8	C CH 79 B CU 76 S FF 93 S FF 94 1-3 ③ K		C SI 92 F SI 92 B SI 91 B SI 92 X SL 79 2-2 ② F8	5	0	0	0	0	1	4
27 Placido Polanco, R (1, 5) OBP: 0.391, SLG: 0.442	B SI 83 F SI 82 X SL 80 1-1 ② F9			C SI 84 F CU 65 B SL 80 C SI 85 1-3 ① K		F SI 84 B SI 85 B CH 79 F SL 79 F SI 86 X CU 68 1-2 1B		B FF 90 C FF 91 F CH 79 X FF 93 1-2 ① P4	B SI 91 B SI 91 B SI 90 C SI 90 F SI 90 X SI 91 3-2 2-H 1B	5	0	2	1	0	1	0
11 Jimmy Rollins, S (1, 6) OBP: 0.391, SLG: 0.405	B FF 84 X SI 82 1-0 ③ L3			C SI 85 B CH 79 B CH 79 B SI 84 X CH 80 3-1 6 FC6 1B		C SI 83 B SI 84 B CH 79 B SL 78 X SI 82 3-1 ② F8		B FF 92 X FF 90 1-0 10 BB 6 BB 29 FC4-6 1B	C SI 90 B CH 85 X CH 83 1-1 ③ L6	5	1	2	0	0	0	2
6 Ryan Howard, L (1, 3) OBP: 0.400, SLG: 0.692		B CU 66 X SL 77 1-0 HR		F SL 80 1 SAFE F SL 77 X SI 84 0-2 ② FC6 10 1B 1-2f		S CU 68 F CU 61 S SI 85 0-3 ③ K		F FF 92 C FF 93 B FF 92 D CH 80 B FF 92 B FF 92 4-2 29 FC4-6 10 BB 51 WP 1-2 BB		3	2	1	1	1	1	2
10 Ben Francisco, R (1, 9) OBP: 0.386, SLG: 0.513		C SI 84 B SI 85 F SL 79 F FF 84 B CU 64 F CU 61 X SI 84 2-2 ① F9		X SL 80 0-0 1-2 1B			B SI 84 X SI 83 1-0 ① G4-3	B FF 92 B FF 92 F FF 92 B FF 93 B FF 89 4-1 29 FC4-6 1-2 2-3 BB		3	0	1	0	1	0	0
29 Raul Ibanez, L (1, 7) OBP: 0.341, SLG: 0.385		F CU 66 F SL 78 C SI 83 0-3 ② K		X SL 80 0-0 ③ F8			C SL 77 B SI 84 S CU 68 F SI 84 B CU 64 X FF 86 2-2 21 1B 51 1B 1B	C SI 91 X SI 91 0-1 ② FC4-6 51 WP 1-2f 2-3 3-H		4	0	1	1	0	1	4
51 Carlos Ruiz, R (1, 2) OBP: 0.394, SLG: 0.500		B SI 86 B SI 83 F SI 84 B SI 85 X SL 78 3-1 ③ F9			C SI 83 C SI 84 B SI 84 B SL 77 X SL 75 2-2 ① F8		C SI 85 F SI 85 X CU 66 0-2 21 1B 1-2 1B	B SI 91 C SI 91 S CH 85 B CH 84 X SI 92 2-2 ③ L9 1-2 3-H		4	0	1	0	0	0	1
21 Wilson Valdez, R (1, 4) OBP: 0.375, SLG: 0.452			C FF 83 X SL 79 0-1 ① F9		C FF 83 C SI 85 S CU 69 0-3 ② K		C SI 85 X SI 85 0-1 1-2 2-3 1B		C SI 90 X SI 90 0-1 7 G5-3 27 1B 1B	4	1	2	0	0	1	0
56 Joe Blanton, R (1, 1) OBP: 0.333, SLG: 0.333 15 John Mayberry Jr., R (7, PH) OBP: 0.500, SLG: 0.500 57 David Herndon, R (7, 1) 37 Antonio Bastardo, R (7, 1) 55 Danys Baez, R (8, 1) 7 Michael Martinez, S (9, PH) OBP: 0.300, SLG: 0.222			B SI 84 C FF 82 S SL 74 S SI 85 1-3 ② K		B SI 85 B FF 84 C FF 83 B SI 84 X CH 80 3-1 ③ G5-3		C SI 86 S CU 64 F SI 84 F SI 86 D CU 62 S CU 61 1-3 ② K		C SI 91 S SI 91 B SI 90 F SI 92 X CH 84 1-2 ① G5-3 1-2	2	0	0	0	0	1	0
										1	0	0	0	0	1	3
										0	0	0	0	0	0	0
										0	0	0	0	0	0	0
										0	0	0	0	0	0	0
										1	0	0	0	0	0	1
Inning Stats	R: 0 E: 0 K: 0 S: 5 H: 0 LOB: 0 BB: 0 P: 8	R: 1 E: 0 K: 1 S: 11 H: 1 LOB: 0 BB: 0 P: 17	R: 0 E: 0 K: 1 S: 9 H: 0 LOB: 0 BB: 0 P: 12	R: 0 E: 0 K: 1 S: 10 H: 2 LOB: 2 BB: 0 P: 14	R: 0 E: 0 K: 1 S: 8 H: 0 LOB: 0 BB: 0 P: 13	R: 0 E: 0 K: 1 S: 11 H: 1 LOB: 1 BB: 0 P: 15	R: 0 E: 0 K: 2 S: 18 H: 3 LOB: 3 BB: 0 P: 23	R: 2 E: 0 K: 0 S: 12 H: 1 LOB: 1 BB: 2 P: 24	R: 1 E: 0 K: 0 S: 14 H: 2 LOB: 1 BB: 0 P: 21	1B: 9 2B: 0 3B: 0 HR: 1 SF: 0 SAC: 0 DP: 0 HBP: 0					WP: 1 PB: 0 SB: 0 CS: 0	PA: 39

PITCHER		IP	WLS	BF	H	R	ER	SO	BB	IBB	HBP	BLK	WP	HR	S	P	ERA	WHIP
61 Livan Hernandez, R ERA: 3.5	(1, 1)	6.2	W	27	7	1	1	6	0	0	0	0	0	1	69	98	1.35	1.050
36 Tyler Clippard, R ERA: 1.93	(7, 1)	0.2	H	5	1	2	2	1	2	0	0	0	0	0	10	21	27.00	4.500
17 Sean Burnett, L ERA: 1.35	(8, 1)	1.2	S	7	2	1	1	0	0	0	0	0	1	0	19	28	5.40	1.200

PITCHER	IP	WLS	BF	H	R	ER	SO	BB	IBB	HBP	BLK	WP	HR	S	P	ERA	WHIP

TOP

Philadelphia Phillies @ Washington Nationals
Nationals Park, Washington, DC
Tue Apr 12 2011, 7:10 PM - 9:51 PM EDT
Att. 13,413 - Overcast - 55 F

livebaseballscorecards.com

AB	37
R	4
H	10
RBI	3
BB	2
SO	7
LOB	17

Batter	1	2	3	4	5	6	7	8	9	AB	R	H	RBI	BB	SO	LOB
6 Ian Desmond, R (1, 6) OBP: 0.227, SLG: 0.349	X SI 90 0-0 G6-3		B FF 90 C SL 83 X FF 91 1-1 G5-3	D CH 85 C SL 84 X CU 79 1-1 G5-3			C SL 80 B CH 82 F SI 92 F SI 92 B SI 93 C SI 92 2-3 K	X SI 93 0-0 G6-3 2-3		5	0	0	0	0	1	3
43 Rick Ankiel, L (1, 8) OBP: 0.286, SLG: 0.289	C SI 89 B FC 86 F CU 77 S CH 84 1-3 K		F CH 83 F FF 90 B FF 91 F FF 90 S FC 86 1-3 K		B SI 87 X CH 88 1-0 F9		B CH 83 X SI 92 1-0 38 S 28 BB 3 BB 1B	B CU 77 C CU 77 T SI 93 B SI 92 X SI 89 2-2 L6		5	1	1	0	0	2	1
28 Jayson Werth, R (1, 9) OBP: 0.370, SLG: 0.500	C FF 91 B CH 85 B CH 85 C SI 90 F SI 92 F SI 91 X FC 86 2-2 G5-3			C FC 85 X FC 85 0-1 12 G6-3 3 2B 2B	C FF 88 X SI 88 0-1 HR		C SI 92 B CH 82 B SI 92 B SL 81 C SI 92 D SI 94 4-2 3 BB 38 S 1-2 BB			3	2	2	1	1	0	0
12 Matt Stairs, L (1, 3) 38 Michael Morse, R (7, PH) OBP: 0.273, SLG: 0.148 (8, 3)		B SI 90 B FF 90 F CH 84 C FC 87 C CH 84 2-3 K		B CH 89 X SI 89 1-0 G6-3 2-3	C FC 87 F FF 90 B FC 86 F CU 77 S FC 87 1-3 K		S FF 92 B FF 93 D SL 84 F FF 93 D SL 82 B FF 94 4-2 3 BB 1-2 2-3 BB			3 0	0 0	0 0	0 0	0 1	2 0	1 0
3 Wilson Ramos, R (1, 2) OBP: 0.522, SLG: 0.550 17 Sean Burnett, L (8, 1)		C SI 90 B CH 84 B FF 90 X SI 90 2-1 19 1B 8 SF8 1B		B FF 90 B FF 90 X FC 86 2-0 19 1B 15 1B 3-H 2B	X FF 88 0-0 F9		B FF 93 B FF 93 B FF 93 C FF 92 B FF 92 4-1 19 FC6-4 1-2 2-3 3-H BB			3 0	2 0	2 0	2 0	1 0	0 0	0 0
19 Laynce Nix, L (1, 7) OBP: 0.267, SLG: 0.467		B FC 86 X FC 87 1-0 1-3 1B		D CU 77 B CU 77 B FC 85 C CH 83 X FC 86 3-1 15 1B 8 BB 61 SH1-3 2-3 1B			C CH 87 F SL 83 X CH 82 0-2 G4-3 X FF 92 0-0 FC6-4 1-2f			4	1	2	0	0	0	3
8 Danny Espinosa, S (1, 4) OBP: 0.417, SLG: 0.462		B FC 86 X CH 85 1-0 SF8 3-H		C FF 89 B FC 87 B FF 90 B SI 90 B CU 78 4-1 61 SH1-3 15 1B 1-2 BB			B FC 88 S SI 87 B CH 83 X FC 85 2-1 P5	F SI 92 B CU 75 B SI 94 B SI 93 B SI 93 4-1 7 G6-3 13 1B BB		1	1	0	1	2	0	0
15 Jerry Hairston, R (1, 5) OBP: 0.188, SLG: 0.071 36 Tyler Clippard, R (7, 1) 7 Ivan Rodriguez, R (8, 2) OBP: 0.211, SLG: 0.222		C FF 90 F CH 84 X SI 91 0-2 G1-3		F SI 90 X FF 90 0-1 61 SH1-3 1-2 2-3 3-H 1B			C FC 85 F CH 83 B CU 76 B CH 83 X SL 81 2-2 G6-3	1 SAFE S SI 92 1 SAFE 1 SAFE X SI 93 0-1 G6-3 1-2		3 0 1	0 0 0	1 0 0	1 0 0	0 0 0	0 0 1	1 0 1
61 Livan Hernandez, R (1, 1) 13 Alex Cora, L (7, 5) OBP: 0.333, SLG: 0.200			C SI 88 S SL 81 B CU 77 B CH 84 X SI 89 2-2 G4-3	X FC 87 0-0 SH1-3 1-2 2-3 3-H			C SL 79 C SI 92 B SI 92 X SI 91 1-2 F8	B SI 93 2 SAFE X SI 93 1-0 6 G6-3 2-H 1B		1 2	0 0	0 1	1 1	0 0	0 0	0 0
Inning Stats	R: 0 E: 0 K: 1 S: 9 H: 0 LOB: 0 BB: 0 P: 12	R: 1 E: 0 K: 1 S: 10 H: 2 LOB: 1 BB: 0 P: 16	R: 0 E: 0 K: 1 S: 9 H: 0 LOB: 0 BB: 0 P: 13	R: 3 E: 0 K: 0 S: 12 H: 4 LOB: 2 BB: 1 P: 23	R: 1 E: 0 K: 1 S: 8 H: 1 LOB: 0 BB: 0 P: 10	R: 0 E: 0 K: 0 S: 8 H: 0 LOB: 0 BB: 0 P: 12	R: 1 E: 0 K: 1 S: 14 H: 1 LOB: 3 BB: 3 P: 30	R: 1 E: 0 K: 0 S: 8 H: 1 LOB: 1 BB: 1 P: 15		1B: 6 2B: 2 3B: 0 HR: 1 SF: 1 SAC: 1 DP: 0 HBP: 0						WP: 0 PB: 0 SB: 2 CS: 0 PA: 38	

PITCHER		IP	WLS	BF	H	R	ER	SO	BB	IBB	HBP	BLK	WP	HR	S	P	ERA	WHIP
56 Joe Blanton, R ERA: 10.45	(1, 1)	6.0	L	26	7	5	5	4	1	0	0	0	0	1	56	86	7.50	1.333
57 David Herndon, R ERA: 5.4	(7, 1)	0.2		4	1	1	1	1	1	0	0	0	0	0	10	18	13.50	3.000
37 Antonio Bastardo, L ERA:	(7, 1)	0.1		3	0	0	0	0	2	0	0	0	0	0	4	12	0.00	6.000
55 Danys Baez, R ERA: 1.5	(8, 1)	1.0		5	1	1	1	0	1	0	0	0	0	0	8	15	9.00	2.000

PITCHER	IP	WLS	BF	H	R	ER	SO	BB	IBB	HBP	BLK	WP	HR	S	P	ERA	WHIP

BOTTOM

Philadelphia Phillies @ Washington Nationals

Nationals Park, Washington, DC

Tue Apr 12 2011, 7:10 PM - 9:51 PM EDT

Att. 13,413 - Overcast - 55 F

livebaseballscorecards.com

AB	31
R	7
H	9
RBI	7
BB	5
SO	5
LOB	10

Batter	1	2	3	4	5	6	7	8	9	AB	R	H	RBI	BB	SO	LOB
8 Shane Victorino, S (1, 8) OBP: 0.391, SLG: 0.545	B SI 91 B SI 90 C SI 91 B CH 85 X SI 90 3-1 11 G5-4-3 2B		D SI 90 C SI 88 B CH 84 F CH 84 D CU 76 B CH 84 4-2 27 G4-6-3 BB		C SI 90 X SI 91 0-1 ② F9 2-3		B FF 92 C FF 93 B CH 88 B FF 93 X FF 91 3-1 ② F7			3	0	1	0	1	0	2
27 Placido Polanco, R (1, 5) OBP: 0.420, SLG: 0.457	C SI 89 B SL 83 X CH 86 1-1 11 G5-4-3 1B		X SI 88 0-0 ②③ G4-6-3 1-2f		B SI 89 B FF 89 F CH 84 F FF 89 X SL 84 2-2 6 HBP 11 1B 1-2 3-H 1B		B FF 93 B SL 81 B SI 93 B FF 91 4-0 BB			3	0	2	1	1	0	2
11 Jimmy Rollins, S (1, 6) OBP: 0.380, SLG: 0.391	C SI 90 B SI 91 B CH 86 B CH 84 X SI 91 3-1 ①② G5-4-3 1-2f 2-3			X SI 90 0-0 E6 6 E 6 G5-3 10 G6-3	C SI 90 B SI 91 X SI 91 1-1 6 HBP 1-2 2-3 1B		B FF 91 B FF 92 B FF 92 C FF 92 F FF 92 X FF 92 3-2 ③ F8			4	1	1	0	0	0	3
6 Ryan Howard, L (1, 3) OBP: 0.388, SLG: 0.643	D SL 83 B SI 90 B SL 82 C SL 81 F SI 90 S SI 89 3-3 ③ K			B SL 82 X SI 88 1-0 ① G5-3 1-3	C SL 81 B SI 90 F SL 81 F SI 90 H FF 89 2-2 1-2 2-3 3-H HBP			C SL 80 C SL 81 X SL 80 0-2 ① G3		3	0	0	1	0	1	2
10 Ben Francisco, R (1, 9) OBP: 0.354, SLG: 0.465		B SI 90 C SI 90 S SL 83 B SL 83 X FF 90 2-2 ① G5-3		B SI 89 B SI 88 B CH 86 X SI 90 3-0 ② G6-3 3-H	C SL 81 B FF 89 C CH 85 X FF 89 1-2 ③ F8			X SI 90 0-0 ② L9		4	0	0	1	0	0	3
29 Raul Ibanez, L (1, 7) OBP: 0.313, SLG: 0.349		C FF 91 F SI 90 B FF 91 B SI 91 S SL 82 2-3 ② K		C SL 81 B SI 89 X FF 89 1-1 ③ F8		B CU 73 B CU 71 B SI 90 C FF 88 F SI 89 S SL 82 3-3 ① K		C FF 91 C SL 78 B SL 81 B FF 91 F SL 80 S SL 80 2-3 ③ K		4	0	0	0	0	3	0
51 Carlos Ruiz, R (1, 2) OBP: 0.405, SLG: 0.485		X SI 91 0-0 ③ G6-3			C SI 89 B CU 74 B CU 73 X SI 90 2-1 34 FC1-6 21 BB 1B	B SI 90 B CH 84 F SI 90 C FF 88 B SL 82 B SL 78 4-2 21 G4-6-3 BB			B SI 89 F SI 89 C CU 74 B CU 76 X SI 90 2-2 ① G5-3	3	0	1	0	1	0	0
21 Wilson Valdez, R (1, 4) OBP: 0.389, SLG: 0.441			C SI 89 B SI 90 F SI 90 B SL 81 F SL 81 F SI 90 X FF 90 2-2 34 SH2-4 1B		B CH 83 B FF 87 B SI 89 C FF 88 B SI 88 4-1 8 F9 34 FC1-6 27 1B 1-2 BB	D CH 84 C SI 89 F SI 89 X SI 88 1-2 ②③ G4-6-3 1-2f			B SI 90 B SI 90 X SI 90 2-0 ② G6-3	3	1	1	0	1	0	1
34 Roy Halladay, R (1, 1) OBP: 0.167, SLG: 0.167			1 SAFE 1 SAFE X CH 82 0-0 ① SH2-4 1-2		2 SAFE X SI 87 0-0 ① FC1-6 11 1B 27 1B 6 HBP 1-2 2-3f		B FF 92 T FF 92 B FF 93 F SI 93 F SI 94 T SL 81 2-2 ① K		B SI 89 X SI 89 1-0 ③ P3	3	1	0	0	0	1	2
Inning Stats	R: 0 E: 0 K: 1 S: 9 H: 2 LOB: 1 BB: 0 P: 19	R: 0 E: 0 K: 1 S: 7 H: 0 LOB: 0 BB: 0 P: 11	R: 0 E: 0 K: 0 S: 9 H: 1 LOB: 1 BB: 1 P: 15	R: 1 E: 2 K: 0 S: 5 H: 0 LOB: 0 BB: 0 P: 10	R: 2 E: 0 K: 0 S: 17 H: 3 LOB: 3 BB: 1 P: 29	R: 0 E: 0 K: 1 S: 8 H: 0 LOB: 0 BB: 1 P: 16	R: 0 E: 0 K: 1 S: 9 H: 0 LOB: 1 BB: 1 P: 21	R: 0 E: 0 K: 1 S: 8 H: 0 LOB: 0 BB: 0 P: 10	R: 0 E: 0 K: 0 S: 5 H: 0 LOB: 0 BB: 0 P: 10	1B: 5 2B: 1 3B: 0 HR: 0 SF: 0 SAC: 1 DP: 3 HBP: 1						

PITCHER		IP	WLS	BF	H	R	ER	SO	BB	IBB	HBP	BLK	WP	HR	S	P	ERA	WHIP
31 John Lannan, L ERA: 3.38	(1, 1)	6.0	L	26	6	3	2	3	3	0	1	0	0	0	55	100	3.00	1.500
57 Chad Gaudin, R ERA: 6.75	(7, 1)	1.0		4	0	0	0	1	1	0	0	0	0	0	9	21	0.00	1.000
45 Doug Slaten, L ERA:	(8, 1)	1.0		3	0	0	0	1	0	0	0	0	0	0	8	10	0.00	0.000
55 Brian Broderick, R ERA: 16.2	(9, 1)	1.0		3	0	0	0	0	0	0	0	0	0	0	5	10	0.00	0.000

PITCHER	IP	WLS	BF	H	R	ER	SO	BB	IBB	HBP	BLK	WP	HR	S	P	ERA	WHIP

TOP

Philadelphia Phillies @ Washington Nationals

Nationals Park, Washington, DC

Wed Apr 13 2011, 7:10 PM - 9:40 PM EDT

Att. 16,914 - Cloudy - 56 F

livebaseballscorecards.com

AB	30
R	3
H	6
RBI	3
BB	4
SO	5
LOB	15

WP: 0 PA: 36
PB: 0
SB: 0
CS: 0

BOTTOM

Philadelphia Phillies @ Washington Nationals
Nationals Park, Washington, DC
Wed Apr 13 2011, 7:10 PM - 9:40 PM EDT
Att. 16,914 - Cloudy - 56 F

livebaseballscorecards.com

Batter	1	2	3	4	5	6	7	8	9	AB	R	H	RBI	BB	SO	LOB
6 Ian Desmond, R (1, 6) OBP: 0.229, SLG: 0.326	C FC 91 B SI 92 X CH 84 1-1 G5-3 ①		C CU 79 C SI 94 B CU 79 B FC 91 B SI 92 B FC 93 4-2 43 S BB			C CH 82 X CU 78 0-1 L7 ①		B SI 92 B FC 91 C FC 91 X SI 93 2-1 G3-1 ③		3	0	0	0	1	0	0
43 Rick Ankiel, L (1, 8) OBP: 0.304, SLG: 0.317	F FC 91 X FC 91 0-1 F8 ②		B FC 92 B FC 92 B CH 84 S FC 92 B FC 92 4-1 1-2 BB			X FC 92 0-0 F9 ②			C FC 91 X SI 92 0-1 28 1B 19 1B 2B	3	1	1	0	1	0	0
28 Jayson Werth, R (1, 9) OBP: 0.360, SLG: 0.476	C FC 92 F FC 93 B FC 92 C SI 93 1-3 K ③		B FC 92 C CU 78 F SI 94 X CH 85 1-2 G3 ③			C FC 91 C FC 92 B CU 80 F FC 92 F SI 94 S CH 83 1-3 K ③			B CU 77 F FC 91 X SI 92 1-1 19 1B 8 1B 2-3 1B	4	1	1	0	0	2	2
25 Adam LaRoche, L (1, 3) OBP: 0.325, SLG: 0.314		B FC 92 X FC 92 1-0 8 SH5-3 19 G3-1 1B		C FC 90 B FC 92 B SI 90 B FC 92 X FC 91 3-1 8 G4-3 1B			X FC 91 0-0 P3 ①		F FC 92 B FC 91 C SI 93 B FC 92 B CH 83 F FC 92 S CH 83 3-3 K ①	4	0	2	0	0	1	2
19 Laynce Nix, L (1, 7) OBP: 0.316, SLG: 0.444		B FC 92 F CU 78 X FC 91 1-1 G3-1 ① 1-2		X FC 92 0-0 P2 ①			C SI 92 T CH 84 F CH 83 H CU 79 1-2 HBP		X CH 83 0-0 8 1B 1-3 3-H 1B	3	0	1	1	0	0	2
8 Danny Espinosa, S (1, 4) OBP: 0.410, SLG: 0.448		X FC 92 0-0 SH5-3 ② 2-3		S CU 78 X FC 91 0-1 G4-3 ② ③ 1-2f			B FC 91 S SI 92 X FC 90 1-1 P1 ②		C FC 92 F FC 92 X SI 93 0-2 1-2 3-H 1B	3	0	1	1	0	0	2
15 Jerry Hairston, R (1, 5) 12 Matt Stairs, L (9, PH)		C FC 92 C SI 92 F SI 94 B CU 79 T SI 94 1-2 K ③			C FC 91 C FC 90 F CH 84 B CH 83 F FC 92 B SI 93 S CU 78 2-3 K ①		T SI 91 F FC 92 F FC 92 S SI 91 0-3 K ③		C SI 92 C FC 92 C FC 92 0-3 K ②	3 1	0 0	0 0	0 0	0 0	3 1	2 2
7 Ivan Rodriguez, R (1, 2) OBP: 0.174, SLG: 0.182			F FC 92 B SI 93 F SI 92 F FC 91 S CU 79 1-3 K ①		B SI 93 F SI 93 X SI 93 1-1 G6-3 ②			C CU 75 S CH 82 X FC 90 0-2 F9 ①	C SI 92 F SI 92 C CU 77 0-3 K ③	4	0	0	0	0	2	2
31 John Lannan, L (1, 1) 57 Chad Gaudin, R (7, 1) 45 Doug Slaten, L (8, 1) 13 Alex Cora, L (8, PH) OBP: 0.308, SLG: 0.182 55 Brian Broderick, R (9, 1)			C FC 92 F FC 91 X SI 93 0-2 G6-3 ②		B FC 92 C FC 90 B FC 92 B FC 92 X FC 91 3-1 F8 ③			C FC 91 B FC 91 C FC 91 F SI 92 F FC 92 B FC 91 X FC 92 2-2 G6-3 ②		2 0 0 1 0	0 0 0 0 0	0 0 0 0 0	0 0 0 0 0	0 0 0 0 0	0 0 0 0 0	0 0 0 0 0
Inning Stats	R: 0 E: 0 K: 1 S: 7 H: 0 LOB: 0 BB: 0 P: 9	R: 0 E: 0 K: 1 S: 8 H: 1 LOB: 1 BB: 0 P: 11	R: 0 E: 0 K: 1 S: 13 H: 0 LOB: 2 BB: 2 P: 23	R: 0 E: 0 K: 0 S: 5 H: 1 LOB: 0 BB: 0 P: 8	R: 0 E: 0 K: 1 S: 9 H: 0 LOB: 0 BB: 0 P: 15	R: 0 E: 0 K: 1 S: 8 H: 0 LOB: 0 BB: 0 P: 9	R: 0 E: 0 K: 1 S: 10 H: 0 LOB: 1 BB: 0 P: 12	R: 0 E: 0 K: 0 S: 10 H: 0 LOB: 0 BB: 0 P: 14	R: 2 E: 0 K: 3 S: 18 H: 4 LOB: 2 BB: 0 P: 22	1B: 5 2B: 1 3B: 0 HR: 0 SF: 0 SAC: 1 DP: 1 HBP: 1						WP: 0 PB: 0 SB: 1 CS: 0 PA: 35	

AB	31
R	2
H	6
RBI	2
BB	2
SO	9
LOB	14

PITCHER		IP	WLS	BF	H	R	ER	SO	BB	IBB	HBP	BLK	WP	HR	S	P	ERA	WHIP
34 Roy Halladay, R ERA: 1.23	(1, 1)	9.0	W	35	6	2	2	9	2	0	1	0	0	0	88	123	2.00	0.889

PITCHER	IP	WLS	BF	H	R	ER	SO	BB	IBB	HBP	BLK	WP	HR	S	P	ERA	WHIP

Batter	1	2	3	4	5	6	7	8	9	AB	R	H	RBI	BB	SO	LOB
8 Shane Victorino, S (1, 8) OBP: 0.380, SLG: 0.542	C FF 93 C FF 95 B FF 95 X CU 79 1-2 G5-3			B FF 93 X CH 86 1-0 G3-1		B FF 94 C FF 93 B FF 94 X FF 94 2-1 27 E 2B		S SI 96 C SI 96 F SL 83 S SL 84 0-3 K		4	1	1	0	0	1	3
27 Placido Polanco, R (1, 5) OBP: 0.407, SLG: 0.440	B FF 94 X FF 94 1-0 G3			B FF 93 C FF 93 S SL 88 F FF 94 C FF 95 1-3 K		C SL 85 F FF 93 X FF 94 0-2 E5 2-H 1B		C SL 83 X SI 94 0-1 FC4-6 11 1B 1-2f 2-3 3-H		4	0	1	1	0	1	2
11 Jimmy Rollins, S (1, 6) OBP: 0.370, SLG: 0.380	B FF 93 X FF 94 1-0 G4-3			B FF 94 C FF 94 F CH 88 F FF 95 F CU 80 X CU 79 1-2 L3		C CU 78 B FF 93 X FF 93 1-1 F7		F FF 95 X SI 94 0-1 1-2 3-H 1B		4	0	1	1	0	0	1
6 Ryan Howard, L (1, 3) OBP: 0.358, SLG: 0.587		C SL 86 B FF 95 F FF 94 F SL 87 X FF 95 1-2 G3			X FF 94 0-0 F8		C SL 82 S SL 86 B SL 86 X FF 93 1-2 G3-1	C SL 81 F SI 89 C SL 82 0-3 K		4	0	0	0	0	1	2
10 Ben Francisco, R (1, 9) OBP: 0.327, SLG: 0.426		X FF 95 0-0 G6-3			B SL 88 C SL 86 S SL 86 B FF 94 X FF 95 2-2 L9		X FF 92 0-0 F8		C SI 88 B SI 89 X SI 89 1-1 G6-3	4	0	0	0	0	0	0
29 Raul Ibanez, L (1, 7) OBP: 0.288, SLG: 0.319		C FF 94 F CU 81 F FF 94 B FF 95 S FF 95 1-3 K			C CU 78 X SL 89 0-1 G4-3		B FF 92 X FF 93 1-0 F7		C SI 90 X CU 77 0-1 G3-1	4	0	0	0	0	1	0
51 Carlos Ruiz, R (1, 2) OBP: 0.415, SLG: 0.568			C FF 93 B SL 87 C FF 94 B FF 95 C SL 85 2-3 K			C SL 88 X CU 78 0-1 HR		B FF 92 X FF 91 1-0 33 E 21 1B 27 FC4-6 1B	B SI 90 C SI 91 X CH 82 1-1 F7	4	2	2	1	0	1	0
21 Wilson Valdez, R (1, 4) OBP: 0.385, SLG: 0.432			C FF 94 F SL 88 X FF 95 0-2 L9			F FF 94 F FF 93 X SL 88 0-2 G1-4-3		1 SAFE X FF 92 0-0 27 FC4-6 33 E 11 1B 1-2 1B		3	1	1	0	0	0	0
33 Cliff Lee, L (1, 1)			B FF 94 S FF 94 B FF 94 S FF 94 F FF 95 S SL 88 2-3 K			C FF 93 F SL 87 X FF 94 0-2 G6-3		L FF 90 2 SAFE B CH 90 X FF 90 1-1 E4 27 FC4-6 1-2 2-3		3	0	0	0	0	1	2
Inning Stats	R: 0 E: 0 K: 0 S: 5 H: 0 LOB: 0 BB: 0 P: 8	R: 0 E: 0 K: 1 S: 9 H: 0 LOB: 0 BB: 0 P: 11	R: 0 E: 0 K: 2 S: 10 H: 0 LOB: 0 BB: 0 P: 14	R: 0 E: 0 K: 1 S: 10 H: 0 LOB: 0 BB: 0 P: 13	R: 0 E: 0 K: 0 S: 6 H: 0 LOB: 0 BB: 0 P: 8	R: 2 E: 1 K: 0 S: 15 H: 3 LOB: 1 BB: 0 P: 18	R: 0 E: 0 K: 0 S: 5 H: 0 LOB: 0 BB: 0 P: 7	R: 2 E: 1 K: 2 S: 15 H: 3 LOB: 2 BB: 0 P: 17	R: 0 E: 0 K: 0 S: 6 H: 0 LOB: 0 BB: 0 P: 8	1B: 4 2B: 1 3B: 0 HR: 1	SF: 0 SAC: 0 DP: 0 HBP: 0					

PITCHER		IP	WLS	BF	H	R	ER	SO	BB	IBB	HBP	BLK	WP	HR	S	P	ERA	WHIP
27 Jordan Zimmermann, R ERA: 2.45	(1, 1)	7.0	L	27	5	4	1	4	0	0	0	0	0	1	64	85	1.29	0.714
22 Drew Storen, R ERA: 1.23	(8, 1)	0.2		3	1	0	0	1	0	0	0	0	0	0	8	8	0.00	1.500
45 Doug Slaten, L ERA:	(8, 1)	0.1		1	0	0	0	1	0	0	0	0	0	0	3	3	0.00	0.000
55 Brian Broderick, R ERA: 12.46	(9, 1)	1.0		3	0	0	0	0	0	0	0	0	0	0	6	8	0.00	0.000

PITCHER	IP	WLS	BF	H	R	ER	SO	BB	IBB	HBP	BLK	WP	HR	S	P	ERA	WHIP

TOP

Philadelphia Phillies @ Washington Nationals
Nationals Park, Washington, DC
Thu Apr 14 2011, 7:07 PM - 9:12 PM EDT
Att. 24,875 - Clear - 69 F

livebaseballscorecards.com

AB	34
R	4
H	6
RBI	3
BB	0
SO	6
LOB	10

WP: 0 PA: 34
PB: 0
SB: 0
CS: 0

Batter	1	2	3	4	5	6	7	8	9	AB	R	H	RBI	BB	SO	LOB
6 Ian Desmond, R (1, 6) OBP: 0.212, SLG: 0.300	B SI 90 C FF 91 T FF 91 B FF 92 C CH 86 2-3 ① K		S SI 92 S FF 93 B SI 93 C FF 92 1-3 ③ K			C SI 93 S CU 76 S CU 77 0-3 ③ K			B CH 85 F FC 86 F SI 92 X SI 93 1-2 ① L9	4	0	0	0	0	3	2
43 Rick Ankiel, L (1, 8) OBP: 0.280, SLG: 0.289	B FF 91 X FC 86 1-0 ② G4-3			C FC 87 X FF 91 0-1 ① G1-3			S FC 86 B CU 76 C CH 85 S CU 76 1-3 ① K		S FC 88 X FC 87 0-1 ② F8	4	0	0	0	0	1	1
28 Jayson Werth, R (1, 9) OBP: 0.333, SLG: 0.435	B FF 93 F FF 92 F SI 92 S FC 87 1-3 ③ K			B CH 84 X CH 84 1-0 ② F8			C FC 86 B FF 92 C FC 87 S CU 76 1-3 ② K		F FC 87 C SI 93 X CH 86 0-2 ③ FC6-4 1-2f	4	0	0	0	0	2	1
25 Adam LaRoche, L (1, 3) OBP: 0.302, SLG: 0.289		B CH 84 X FF 91 1-0 ① F8		C FC 92 X FC 88 0-1 ③ L4			C FC 87 F FF 92 S CU 76 0-3 ③ K			3	0	0	0	0	1	0
3 Wilson Ramos, R (1, 2) OBP: 0.538, SLG: 0.545		C FF 91 C FC 86 F FC 86 C FF 92 0-3 ② K			S FF 92 X FC 86 0-1 38 CS 1B			B CH 84 F FF 91 B CH 85 B FC 87 S SI 91 F SI 92 B SI 92 4-2 BB		2	0	1	0	1	1	0
38 Michael Morse, R (1, 7) OBP: 0.250, SLG: 0.133		S FF 92 X FF 92 0-1 ③ G4-3			C FF 91 B FF 91 B FC 87 F FC 86 F FF 93 B SI 93 F CH 86 S FC 87 3-3 ① ② K 1-2			B SI 92 C FF 92 C CU 75 C SI 92 1-3 ① K		3	0	0	0	0	2	2
8 Danny Espinosa, S (1, 4) OBP: 0.405, SLG: 0.469			F CH 85 X FF 92 0-1 15 F8 27 FC6-2 2B		B FC 87 X CH 86 1-0 ③ P6			F SI 92 S FF 92 B SI 93 C FF 93 1-3 ② K		3	0	1	0	0	1	1
15 Jerry Hairston, R (1, 5) OBP: 0.136, SLG: 0.050		C FF 92 F CH 85 B FC 88 F FF 93 F FC 87 B FC 87 B FF 93 X FC 86 3-2 ① F8 2-3				X FF 91 0-0 ① L8		X FF 92 0-0 ③ P5		3	0	0	0	0	0	2
27 Jordan Zimmermann, R (1, 1) OBP: 0.143, SLG: 0.143 22 Drew Storen, S (8, 1) 45 Doug Slaten, L (8, 1) 55 Brian Broderick, R (9, 1) 26 Jesus Flores, R (9, PH) OBP: 1.000, SLG: 1.000			X FC 87 0-0 ② FC6-2 3-H			C FF 92 B SI 92 S SI 92 B SI 93 S SI 92 2-3 ② K			C SI 92 X FF 92 0-1 28 FC6-4 1B	2 0 0 0 1	0 0 0 0 0	0 0 0 0 1	0 0 0 0 0	0 0 0 0 0	1 0 0 0 0	1 0 0 0 0
Inning Stats	R: 0 E: 0 K: 2 S: 7 H: 0 LOB: 0 BB: 0 P: 11	R: 0 E: 0 K: 1 S: 7 H: 0 LOB: 0 BB: 0 P: 8	R: 0 E: 0 K: 1 S: 11 H: 1 LOB: 1 BB: 0 P: 15	R: 0 E: 0 K: 0 S: 5 H: 0 LOB: 0 BB: 0 P: 6	R: 0 E: 0 K: 1 S: 8 H: 1 LOB: 0 BB: 0 P: 12	R: 0 E: 0 K: 2 S: 7 H: 0 LOB: 0 BB: 0 P: 9	R: 0 E: 0 K: 3 S: 9 H: 0 LOB: 0 BB: 0 P: 11	R: 0 E: 0 K: 2 S: 10 H: 0 LOB: 1 BB: 1 P: 16	R: 0 E: 0 K: 0 S: 10 H: 1 LOB: 1 BB: 0 P: 11	1B: 2 2B: 2 3B: 0 HR: 0 SF: 0 SAC: 0 DP: 1 HBP: 0						

PITCHER	IP	WLS	BF	H	R	ER	SO	BB	IBB	HBP	BLK	WP	HR	S	P	ERA	WHIP
33 Cliff Lee, L (1, 1) ERA: 4.19	9.0	W	30	3	0	0	12	1	0	0	0	0	0	74	99	0.00	0.444

PITCHER	IP	WLS	BF	H	R	ER	SO	BB	IBB	HBP	BLK	WP	HR	S	P	ERA	WHIP

BOTTOM

Philadelphia Phillies @ Washington Nationals

Nationals Park, Washington, DC

Thu Apr 14 2011, 7:07 PM - 9:12 PM EDT

Att. 24,875 - Clear - 69 F

livebaseballscorecards.com

AB	29
R	0
H	3
RBI	0
BB	1
SO	12
LOB	10

WP: 0 PA: 30
PB: 0
SB: 0
CS: 1

Florida Marlins @ Philadelphia Phillies

Citizens Bank Park, Philadelphia, PA

Fri Apr 15 2011, 7:08 PM - 9:56 PM EDT

Att. 45,667 - Partly Cloudy - 48 F

TOP

livebaseballscorecards.com

Batter	1	2	3	4	5	6	7	8	9	AB	R	H	RBI	BB	SO	LOB
8 Chris Coghlan, L (1, 8) OBP: 0.344, SLG: 0.464	C SI 92 B FF 91 B SI 91 F CH 84 S FF 92 2-3 ① K			B SI 90 C CH 82 S FF 90 B CU 73 C FF 92 2-3 ① K		B CH 81 X CH 80 1-0 13 2B 2B	B SL 83 B FF 92 X FF 92 2-0 ② F8			4	1	1	0	0	2	2
13 Omar Infante, R (1, 4) OBP: 0.271, SLG: 0.278	B SI 91 B FF 92 B FF 92 C FF 92 F SI 91 X FF 92 3-2 ② F8			F FF 91 B SI 92 B FC 84 X FF 91 2-1 ② F7		M SI 90 B CH 82 B SI 90 B FC 82 X FF 90 3-1 2 G4-3 2-H 2B	X FF 92 0-0 ③ F8			4	0	1	1	0	0	2
2 Hanley Ramirez, R (1, 6) OBP: 0.347, SLG: 0.310	B CH 82 C FF 93 S SI 92 B FF 94 F FF 92 X CH 83 2-2 ③ P2			C FC 84 B CU 73 C FF 93 B FF 92 B SL 74 F FF 92 F FF 92 B CH 82 4-2 BB		C FF 92 X SI 91 0-1 ② G4-3 2-3		X FF 92 0-0 ① G5-3		3	0	0	0	1	0	1
27 Giancarlo Stanton, R (1, 9) OBP: 0.290, SLG: 0.333 38 Randy Choate, L (8, 1) 32 Clay Hensley, R (8, 1) 46 Juan Carlos Oviedo, R (9, 1)		B SI 91 B FF 92 C FF 92 F CH 83 F FF 92 S CU 73 2-3 ① K		F FF 93 T SI 93 S CU 73 0-3 ③ K		S CU 72 X FF 92 0-1 ③ P2		B CH 83 B FF 93 S FF 93 S FF 92 X FF 93 2-2 ② G4-3		4 0 0 0	0 0 0 0	0 0 0 0	0 0 0 0	0 0 0 0	2 0 0 0	2 0 0 0
20 Logan Morrison, L (1, 7) OBP: 0.424, SLG: 0.660		B FF 92 B FF 91 T FF 91 C CH 83 B FF 92 F FF 90 S CH 82 3-3 ② K			X FF 91 0-0 HR		C SI 89 B SI 88 C SI 88 B SL 79 X SI 88 2-2 14 1B 15 BB 29 1B 1B	F FF 94 X FC 92 0-1 ③ F7		4	2	2	1	0	1	0
15 Gaby Sanchez, R (1, 3) OBP: 0.414, SLG: 0.469		C FF 92 B FF 92 X FF 92 1-1 ③ G6-3			B SI 92 B CH 83 C FF 92 C FC 83 B SI 92 X FC 80 3-2 14 G6-4-3 1B		1 SAFE 1 SAFE B SI 90 B SI 91 C SI 91 F SI 92 B SI 92 F SI 91 B SI 92 4-2 14 1B 29 1B 1-2 BB		B SL 86 F SI 91 B SI 91 X SI 93 2-1 ① L8	3	1	1	0	1	0	0
14 John Buck, R (1, 2) OBP: 0.250, SLG: 0.380			B FF 91 X FF 91 1-0 ① F9		X FC 84 0-0 ①② G6-4-3 1-2f		B SI 91 S SI 91 X SI 91 1-1 29 1B 1-2 2-3 1B		X SI 92 0-0 ② F9	4	0	1	0	0	0	1
22 Donnie Murphy, R (1, 5) OBP: 0.200, SLG: 0.156 18 Wes Helms, R (9, PH) OBP: 0.400, SLG: 0.500 (9, 5)			B FF 91 C FF 90 B CH 83 X FF 91 2-1 ② G6-3		C FF 92 S CH 84 B CU 75 F FF 92 B CU 72 F FF 92 S FC 82 2-3 ③ K		X SI 91 0-0 ① F4		B SL 87 C SL 87 F SI 92 S SI 92 1-3 ③ K	3 1	0 0	0 0	0 0	0 0	1 1	3 0
23 Javier Vazquez, R (1, 1) 1 Emilio Bonifácio, S (6, PH) OBP: 0.308, SLG: 0.292 34 Edward Mujica, R (6, 1) 29 Greg Dobbs, L (7, PH) OBP: 0.476, SLG: 0.667 58 Ryan Webb, R (7, 1) 33 Scott Cousins, L (8, 9) OBP: 0.300, SLG: 0.222			C FF 90 X FF 91 0-1 ③ G4-3			C SI 89 X FF 90 0-1 ① P4	C CU 75 X SI 92 0-1 1-2 2-H 3-H 1B			1 1 0 1 0 0	0 0 0 0 0 0	0 0 0 1 0 0	0 0 0 2 0 0	0 0 0 0 0 0	0 0 0 0 0 0	0 0 0 0 0 0
Inning Stats	R: 0 E: 0 K: 1 S: 10 H: 0 LOB: 0 BB: 0 P: 17	R: 0 E: 0 K: 2 S: 10 H: 0 LOB: 0 BB: 0 P: 16	R: 0 E: 0 K: 0 S: 5 H: 0 LOB: 0 BB: 0 P: 8	R: 0 E: 0 K: 2 S: 12 H: 0 LOB: 1 BB: 1 P: 20	R: 1 E: 0 K: 1 S: 10 H: 2 LOB: 0 BB: 0 P: 15	R: 1 E: 0 K: 0 S: 9 H: 2 LOB: 1 BB: 0 P: 13	R: 2 E: 0 K: 0 S: 13 H: 3 LOB: 2 BB: 1 P: 22	R: 0 E: 0 K: 0 S: 6 H: 0 LOB: 0 BB: 0 P: 8	R: 0 E: 0 K: 1 S: 6 H: 0 LOB: 0 BB: 0 P: 9	1B: 4 2B: 2 3B: 0 HR: 1 SF: 0 SAC: 0 DP: 1 HBP: 0						

	AB	33
	R	4
	H	7
	RBI	4
	BB	2
	SO	7
	LOB	11

WP: 0 PB: 0 SB: 0 CS: 0 PA: 35

PITCHER		IP	WLS	BF	H	R	ER	SO	BB	IBB	HBP	BLK	WP	HR	S	P	ERA	WHIP
44 Roy Oswalt, R ERA: 2.5	(1, 1)	6.0		22	4	2	2	6	1	0	0	0	0	1	56	89	3.00	0.833
16 J.C. Romero, L ERA: 4.5	(7, 1)	0.0		1	1	1	1	0	0	0	0	0	0	0	3	5	∞	∞
55 Danys Baez, R ERA: 2.84	(7, 1)	0.1	L	4	2	1	1	0	1	0	0	0	0	0	8	13	27.00	9.000
37 Antonio Bastardo, L ERA:	(7, 1)	0.2		2	0	0	0	0	0	0	0	0	0	0	2	4	0.00	0.000
46 Ryan Madson, R ERA:	(8, 1)	1.0		3	0	0	0	0	0	0	0	0	0	0	6	8	0.00	0.000

PITCHER		IP	WLS	BF	H	R	ER	SO	BB	IBB	HBP	BLK	WP	HR	S	P	ERA	WHIP
52 Jose Contreras, R ERA:	(9, 1)	1.0		3	0	0	0	1	0	0	0	0	0	0	6	9	0.00	0.000

Florida Marlins @ Philadelphia Phillies

Citizens Bank Park, Philadelphia, PA

Fri Apr 15 2011, 7:08 PM - 9:56 PM EDT

Att. 45,667 - Partly Cloudy - 48 F

BOTTOM

livebaseballscorecards.com

Batter	1	2	3	4	5	6	7	8	9	AB	R	H	RBI	BB	SO	LOB
8 Shane Victorino, S (1, 8) OBP: 0.382, SLG: 0.510	B FF 86 B SI 86 B SI 86 B FF 84 4-0 11 2B 6 SF9 BB	C CH 80 X FF 87 0-1 ③ F8			C FF 86 T CU 74 B CH 77 B CH 80 F SL 80 B FF 87 B SL 78 4-2 27 1B 29 1B BB	D FS 87 B FF 91 C FS 85 S FS 85 F FS 86 F FS 86 F FS 85 B FF 92 X FS 85 3-2 ③ G4-3			C SI 91 X SI 93 0-1 ② F7	3	2	0	0	2	0	3
27 Placido Polanco, R (1, 5) OBP: 0.390, SLG: 0.418	C SL 81 X SL 85 0-1 ① F9		C SL 81 B CU 73 F FF 85 X SL 82 1-2 ① F8		1 SAFE 1 SAFE 1 SAFE C SL 79 1 SAFE 1 SAFE X FF 85 0-1 29 1B 1-2 1B		C SI 94 C SL 85 B SL 86 F SI 95 X SI 95 1-2 ① G4-3		X SI 92 0-0 ③ F7	5	0	1	0	0	0	2
11 Jimmy Rollins, S (1, 6) OBP: 0.362, SLG: 0.389	X SL 84 0-0 6 SF9 29 1B 1-3 2B		B FF 87 X SI 87 1-0 ② F8		C CU 72 B CH 79 B CH 76 B SI 86 F SI 86 X SL 78 3-2 ① F7		C SI 94 B SI 94 F CH 84 F SL 86 B SI 94 F SL 86 B SI 95 X SI 94 3-2 ② G4-3			4	1	1	0	0	0	2
6 Ryan Howard, L (1, 3) OBP: 0.333, SLG: 0.551	X FF 86 0-0 ② SF9 2-3 3-H		C SL 82 F CU 68 B CU 66 S CH 75 1-3 ③ K		B CH 80 X CH 79 1-0 ② L9		B SI 94 S SL 86 B CH 86 B SI 93 C CH 85 S SL 86 3-3 ③ K			3	0	0	1	0	2	2
29 Raul Ibanez, L (1, 7) OBP: 0.304, SLG: 0.333	B CH 78 F CH 80 X CH 79 1-1 3-H 1B			C FF 85 X CU 73 0-1 ① F7	X SL 76 0-0 1-3 2-H 1B			C SL 74 X SL 74 0-1 ① L1		4	0	2	2	0	0	0
7 Ross Gload, L (1, 9) OBP: 0.222, SLG: 0.222 10 Ben Francisco, R (7, 9) OBP: 0.321, SLG: 0.417	B FF 86 X FF 86 1-0 ③ P2			B FF 86 B CH 80 X SI 86 2-0 ② F9	C CU 70 S CH 76 X CH 74 0-2 ③ F9			B SL 75 S SI 85 C CU 65 F CU 69 F SI 87 X CH 79 1-2 ② F7		3 1	0 0	0 0	0 0	0 0	0 0	3 0
51 Carlos Ruiz, R (1, 2) OBP: 0.400, SLG: 0.561		B SL 82 C FF 86 X SL 82 1-1 ① G5-3		B SL 80 X FF 86 1-0 44 FC5 2B		X FF 88 0-0 ① F9		C SI 88 B SL 80 C SI 87 B CU 72 S CU 68 2-3 ③ K		4	0	1	0	0	1	0
5 Pete Orr, L (1, 4) OBP: 0.455, SLG: 0.400		B FF 88 X SI 88 1-0 ② F7		I IN 66 I IN 66 I IN 66 I IN 66 4-0 44 FC5 IBB		C FF 89 F FS 82 X FS 85 0-2 44 FC1-6 1B			X SI 91 0-0 ① F7	3	0	1	0	1	0	0
44 Roy Oswalt, R (1, 1) OBP: 0.286, SLG: 0.167 16 J.C. Romero, S (7, 1) 55 Danys Baez, R (7, 1) 37 Antonio Bastardo, R (7, 1) 46 Ryan Madson, L (8, 1) 52 Jose Contreras, R (9, 1) 15 John Mayberry Jr., R (9, PH) OBP: 0.556, SLG: 0.500		B CH 83 B FF 85 C CH 83 B FF 85 B CH 84 4-1 BB		C SL 78 B SL 79 B CU 72 C FF 86 F CU 74 X SL 76 2-2 ③ FC5 1-2 2-3f		B FF 90 L FF 89 X FF 89 1-1 ② FC1-6 1-2f			B SL 83 B SI 93 B SI 91 B SI 91 4-0 BB	2 0 0 0 0 0 0 0	0 0 0 0 0 0 0 0	0 0 0 0 0 0 0 0	0 0 0 0 0 0 0 1	1 0 0 0 0 0 0 0	0 0 0 0 0 0 0 0	3 0 0 0 0 0 0 0
Inning Stats	R: 2 E: 0 K: 0 S: 7 H: 2 LOB: 1 BB: 1 P: 13	R: 0 E: 0 K: 0 S: 6 H: 0 LOB: 1 BB: 1 P: 12	R: 0 E: 0 K: 1 S: 7 H: 0 LOB: 0 BB: 0 P: 10	R: 0 E: 0 K: 0 S: 8 H: 1 LOB: 2 BB: 1 P: 17	R: 1 E: 0 K: 0 S: 13 H: 2 LOB: 2 BB: 1 P: 21	R: 0 E: 0 K: 1 S: 12 H: 1 LOB: 1 BB: 0 P: 16	R: 0 E: 0 K: 1 S: 12 H: 0 LOB: 0 BB: 0 P: 19	R: 0 E: 0 K: 1 S: 10 H: 0 LOB: 0 BB: 0 P: 13	R: 0 E: 0 K: 0 S: 4 H: 0 LOB: 1 BB: 1 P: 8	1B: 4 2B: 2 3B: 0 HR: 0 SF: 1 SAC: 0 DP: 0 HBP: 0						WP: 0 PB: 0 SB: 0 CS: 0 PA: 38	

	AB	32
	R	3
	H	6
	RBI	3
	BB	5
	SO	3
	LOB	15

PITCHER		IP	WLS	BF	H	R	ER	SO	BB	IBB	HBP	BLK	WP	HR	S	P	ERA	WHIP
23 Javier Vazquez, R ERA: 7.43	(1, 1)	5.0		24	5	3	3	1	3	1	0	0	0	0	41	73	5.40	1.600
34 Edward Mujica, R ERA: 4.76	(6, 1)	1.0	W	4	1	0	0	0	0	0	0	0	0	0	12	16	0.00	1.000
58 Ryan Webb, R ERA: 3.52	(7, 1)	1.0	H	3	0	0	0	1	0	0	0	0	0	0	12	19	0.00	0.000
38 Randy Choate, L ERA: 3.0	(8, 1)	0.1	H	1	0	0	0	0	0	0	0	0	0	0	2	2	0.00	0.000
32 Clay Hensley, R ERA: 1.23	(8, 1)	0.2	H	2	0	0	0	1	0	0	0	0	0	0	8	11	0.00	0.000

PITCHER		IP	WLS	BF	H	R	ER	SO	BB	IBB	HBP	BLK	WP	HR	S	P	ERA	WHIP
46 Juan Carlos Oviedo, R ERA: 2.25	(9, 1)	1.0	S	4	0	0	0	0	1	0	0	0	0	0	4	8	0.00	1.000

Florida Marlins @ Philadelphia Phillies

Citizens Bank Park, Philadelphia, PA

Sun Apr 17 2011, 1:40 PM - 4:29 PM EDT

Att. 45,716 - Sunny - 58 F

TOP

livebaseballscorecards.com

Batter	1	2	3	4	5	6	7	8	9	AB	R	H	RBI	BB	SO	LOB
8 Chris Coghlan, L (1, 8) OBP: 0.348, SLG: 0.450	C FF 89 B FC 88 S FC 86 F FC 87 S CH 84 1-3 ① K		L CH 84 B CU 74 B FF 92 B FF 92 T FF 91 S CH 86 3-3 ② K		C FF 91 X FC 88 0-1 ②③ G6-4-3 1-2f		1 SAFE F FC 87 1 SAFE B FC 88 S CH 80 X CH 84 1-2 13 G5-4-3 1-3 1B		B FF 92 B SL 87 B SL 88 C SL 87 B SI 92 4-1 13 S BB	4	0	1	0	1	2	1
13 Omar Infante, R (1, 4) OBP: 0.266, SLG: 0.288	X FF 91 0-0 ② G6-3		B CH 84 X FC 91 1-0 ③ B3			B FF 88 C FF 90 F FC 89 X FF 91 1-2 2 G6-3 27 1B 2B	B FC 88 B CU 76 X FC 88 2-0 ②③ G5-4-3 1-2f		C SI 92 F SI 93 B SI 94 D FS 81 B FS 80 F SL 88 X SI 93 3-2 ③ G5-3 1-2	5	1	1	0	0	0	4
2 Hanley Ramirez, R (1, 6) OBP: 0.358, SLG: 0.333	B FC 91 B FF 91 B CH 84 C FF 91 B FF 92 4-1 BB			X FC 86 0-0 14 WP 2B		F FF 90 B FF 91 C FF 92 B CU 77 X FF 92 2-2 ① G6-3 2-3		C FF 91 B FF 91 X CH 83 1-1 ① F7		3	0	1	0	1	0	1
27 Giancarlo Stanton, R (1, 9) OBP: 0.286, SLG: 0.323	C FF 92 1 SAFE F FC 88 F FF 93 F CU 77 B CH 84 S CU 76 1-3 ③ K			B FF 92 X FF 92 1-0 ① F7		C FF 92 B FC 87 X FF 92 1-1 15 1B 20 SF9 1B 3-H		B SI 95 F FF 93 F FF 94 C FF 95 1-3 ② K		4	1	1	1	0	2	2
15 Gaby Sanchez, R (1, 3) OBP: 0.419, SLG: 0.472		B FF 89 B CH 82 C FF 91 C FF 91 B CH 83 S FC 88 3-3 ① K		X FC 90 0-0 ② G6-3		B CH 83 X FF 92 1-0 1-3 1B		B FF 90 B CH 84 B FF 94 C FF 94 X FF 92 3-1 1B		4	0	2	0	0	1	1
20 Logan Morrison, L (1, 7) OBP: 0.429, SLG: 0.654		S FC 86 F FC 88 F FF 93 B FC 89 X FF 93 1-2 1B		B FC 87 B FC 87 B FC 86 B FF 93 4-0 14 S BB		X FF 92 0-0 ② SF9 3-H		B CH 83 F FF 92 S FF 95 S CH 83 1-3 ③ K		2	0	1	1	1	1	1
14 John Buck, R (1, 2) OBP: 0.250, SLG: 0.358 33 Scott Cousins, L (9, PR) OBP: 0.300, SLG: 0.222		C FF 93 F CH 85 C CU 76 0-3 ② K		S CH 83 S CH 85 B CH 85 X CH 85 1-2 ③ G5-3 1-2 2-3		F FF 92 C FC 89 B CU 75 D FC 90 B FF 93 X FC 90 3-2 ③ G6-3			B SL 86 B SI 90 F SL 86 B SI 92 B FF 92 4-1 29 G6-3 18 SH2-4 BB	3	0	0	0	1	1	4
										0	0	0	0	0	0	0
18 Wes Helms, R (1, 5) OBP: 0.333, SLG: 0.412		1 SAFE F FF 93 B FF 91 F FF 92 X FF 92 1-2 ③ G2-3			B CH 83 B FF 92 X FF 91 2-0 E7 19 FC2-6		C FF 90 B FF 90 F FC 86 S FC 87 1-3 ① K		X SI 92 0-0 ① SH2-4 1-2	3	0	0	0	0	1	1
19 Aníbal Sánchez, R (1, 1) 1 Emilio Bonifácio, S (7, PH) OBP: 0.333, SLG: 0.320 58 Ryan Webb, R (7, 1) 29 Greg Dobbs, L (9, PH) OBP: 0.455, SLG: 0.632			B FF 90 C FF 90 S FF 91 C FF 93 1-3 ① K		L CH 81 X CH 82 0-1 ① FC2-6 8 G6-4-3 1-2f		F FC 90 B FF 93 X FF 93 1-1 8 1B 8 S 1B		B FF 93 C SL 87 B SL 88 X SL 87 2-1 ② G6-3 2-3	2	0	0	0	0	1	1
										1	0	1	0	0	0	0
										0	0	0	0	0	0	0
										1	0	0	0	0	0	2
Inning Stats	R: 0 E: 0 K: 2 S: 11 H: 0 LOB: 1 BB: 1 P: 17	R: 0 E: 0 K: 2 S: 13 H: 1 LOB: 1 BB: 0 P: 18	R: 0 E: 0 K: 2 S: 7 H: 0 LOB: 0 BB: 0 P: 12	R: 0 E: 0 K: 0 S: 6 H: 1 LOB: 2 BB: 1 P: 12	R: 0 E: 1 K: 0 S: 5 H: 0 LOB: 0 BB: 0 P: 7	R: 2 E: 0 K: 0 S: 13 H: 3 LOB: 1 BB: 0 P: 21	R: 0 E: 0 K: 1 S: 9 H: 2 LOB: 1 BB: 0 P: 14	R: 0 E: 0 K: 2 S: 10 H: 1 LOB: 1 BB: 0 P: 16	R: 0 E: 0 K: 0 S: 9 H: 0 LOB: 3 BB: 2 P: 22	1B: 6 2B: 2 3B: 0 HR: 0 SF: 1 SAC: 1 DP: 2 HBP: 0						

PITCHER		IP	WLS	BF	H	R	ER	SO	BB	IBB	HBP	BLK	WP	HR	S	P	ERA	WHIP
35 Cole Hamels, L ERA: 4.32	(1, 1)	7.0		29	7	2	2	7	2	0	0	0	1	0	64	101	2.57	1.286
46 Ryan Madson, R ERA:	(8, 1)	1.0	W	4	1	0	0	2	0	0	0	0	0	0	10	16	0.00	1.000
52 Jose Contreras, R ERA:	(9, 1)	1.0	S	5	0	0	0	0	2	0	0	0	0	0	9	22	0.00	2.000

PITCHER	IP	WLS	BF	H	R	ER	SO	BB	IBB	HBP	BLK	WP	HR	S	P	ERA	WHIP

AB	32
R	2
H	8
RBI	2
BB	4
SO	9
LOB	18

WP: 1 PA: 38
PB: 0
SB: 3
CS: 0

Florida Marlins @ Philadelphia Phillies

Citizens Bank Park, Philadelphia, PA

Sun Apr 17 2011, 1:40 PM - 4:29 PM EDT

Att. 45,716 - Sunny - 58 F

livebaseballscorecards.com

BOTTOM

Batter	1	2	3	4	5	6	7	8	9	AB	R	H	RBI	BB	SO	LOB
8 Shane Victorino, S (1, 8) OBP: 0.373, SLG: 0.491	G6-3	G1-3			1B		G6-3			4	0	1	0	0	0	0
27 Placido Polanco, R (1, 5) OBP: 0.413, SLG: 0.492	HR		G6-3		1B		1B			4	1	3	1	0	0	0
11 Jimmy Rollins, S (1, 6) OBP: 0.355, SLG: 0.368	BB		G3		K		G4-3			3	1	0	0	1	1	2
6 Ryan Howard, L (1, 3) OBP: 0.344, SLG: 0.538	BB		1B		K			E7		3	1	1	0	1	1	1
10 Ben Francisco, R (1, 9) OBP: 0.351, SLG: 0.431	P6		1B			BB		1B		3	0	2	0	1	0	2
29 Raul Ibanez, L (1, 7) OBP: 0.300, SLG: 0.327	1B		K			FC4-6		FC5-4		4	0	1	1	0	1	5
51 Carlos Ruiz, R (1, 2) OBP: 0.367, SLG: 0.523	K			G6-3		K		SF8		3	0	0	1	0	2	3
21 Wilson Valdez, R (1, 4) OBP: 0.372, SLG: 0.400		BB		K		K		FC4-6		3	0	0	0	1	2	2
35 Cole Hamels, L (1, 1)		G6-3		K			G6-3			2	0	0	0	0	1	1
7 Ross Gload, L (7, PH) OBP: 0.200, SLG: 0.200										1	0	0	0	0	0	0
46 Ryan Madson, L (8, 1)										0	0	0	0	0	0	0
52 Jose Contreras, R (9, 1)										0	0	0	0	0	0	0
Inning Stats	R: 2 E: 0 K: 1 S: 14 H: 2 LOB: 2 BB: 2 P: 26	R: 0 E: 0 K: 0 S: 8 H: 0 LOB: 0 BB: 1 P: 16	R: 0 E: 0 K: 1 S: 13 H: 2 LOB: 2 BB: 0 P: 21	R: 0 E: 0 K: 2 S: 10 H: 0 LOB: 0 BB: 0 P: 12	R: 0 E: 0 K: 2 S: 12 H: 2 LOB: 1 BB: 0 P: 18	R: 0 E: 0 K: 2 S: 14 H: 0 LOB: 1 BB: 1 P: 20	R: 0 E: 0 K: 0 S: 8 H: 1 LOB: 1 BB: 0 P: 10	R: 1 E: 1 K: 0 S: 13 H: 1 LOB: 1 BB: 0 P: 19		1B: 7 2B: 0 3B: 0 HR: 1 SF: 1 SAC: 0 DP: 1 HBP: 0						

	AB	30
	R	3
	H	8
	RBI	3
	BB	4
	SO	8
	LOB	16

WP: 0 PB: 0 SB: 1 CS: 0 PA: 35

PITCHER		IP	WLS	BF	H	R	ER	SO	BB	IBB	HBP	BLK	WP	HR	S	P	ERA	WHIP
19 Aníbal Sánchez, R ERA: 5.51	(1, 1)	6.0		26	6	2	2	8	4	0	0	0	0	1	71	113	3.00	1.667
58 Ryan Webb, R ERA: 2.79	(7, 1)	2.0	L	9	2	1	0	0	0	0	0	0	0	0	21	29	0.00	1.000

PITCHER	IP	WLS	BF	H	R	ER	SO	BB	IBB	HBP	BLK	WP	HR	S	P	ERA	WHIP

Batter	1	2	3	4	5	6	7	8	9	10	11	12	AB	R	H	RBI	BB	SO	LOB
23 Rickie Weeks Jr., R (1, 4) OBP: 0.338, SLG: 0.493	C CH 82 C SI 92 X SL 82 0-2 G6-3		F CH 81 C FC 86 B FF 90 B CU 76 X SI 90 2-2 G1-3		B SI 89 B SI 90 C SI 89 T FF 89 B FF 90 X SI 89 3-2 G5-3 1-2		B FC 84 X FC 84 1-0 P3		B SL 78 X SL 75 1-0 P3			B CH 82 B SI 89 B SI 89 B SI 88 4-0 27 SH 8 SF8 BB	5	1	0	0	1	0	3
27 Carlos Gómez, R (1, 8) OBP: 0.262, SLG: 0.286	B CH 83 B SI 91 X SI 90 2-0 G6-3		B FF 91 X FC 86 1-0 8 1B 2-H 1B		C SI 90 X FF 90 0-1 G5-3		C SI 89 F FF 91 F CH 82 S CH 80 0-3 K		X SI 88 0-0 8 S 1B			L SI 88 X SI 91 0-1 SH 14 WP 28 HBP 3 SF7 1-3	5	2	2	1	0	1	2
8 Ryan Braun, R (1, 7) OBP: 0.471, SLG: 0.625	C SL 83 B FF 92 C SI 91 F CH 84 X CU 76 1-2 1B		C SI 92 F FF 91 B FF 90 X SI 91 1-2 2-H 1B		B FC 87 B SI 90 C SI 90 B SI 90 S CH 82 F FF 90 F FF 89 B SL 80 4-2 BB			X FF 94 0-0 28 2B 3 G5-3 1B	1 SAFE B SI 92 1 SAFE C SI 91 F SI 92 F SI 94 F SL 85 B SI 93 1 SAFE 3-2 B SI 93 X CH 83 G6-3 1-2				B SI 90 F SI 90 X SI 90 1-1 SF8 3-H	4	1	3	2	1	0	1
28 Prince Fielder, L (1, 3) OBP: 0.391, SLG: 0.557	1 SAFE C FC 86 S CH 82 S CH 83 0-3 K		C SI 90 X FC 86 0-1 F7		S CH 81 B SI 91 F SL 85 S CH 81 1-3 K			C CH 83 B FF 94 1 SAFE F FF 95 1 SAFE B FF 94 X FF 91 2-2 1-3 2B		B FF 92 C SI 91 S FS 81 S FS 81 1-3 K2-3		B FF 88 B SI 90 C FF 88 H SI 90 3-1 3 SF7 14 WP 20 1B 1-2 HBP	5	1	1	0	0	3	4
14 Casey McGehee, R (1, 5) OBP: 0.318, SLG: 0.367		F SI 89 C SI 88 B CH 82 B FC 85 B SL 81 X SI 89 3-2 E6 3 G1-6-3	C SL 83 X SL 84 0-1 2B		X CH 87 0-0 P6		X FF 92 0-0 G6-3		B SI 93 X SI 91 1-0 P6			2 SAFE B SI 91 T FC 88 B SI 86 I IN 80 I IN 83 4-1 3 SF7 20 1B 1-2 2-3 IBB	5	0	1	0	1	0	2
3 Yuniesky Betancourt, R (1, 6) OBP: 0.224, SLG: 0.245		F FC 85 X FC 84 0-1 G1-6-3 1-2f	C SI 89 X SI 89 0-1 G6-3		C SI 86 F CH 79 B CU 73 X CH 79 1-2 G5-3		F FF 93 B FF 92 X CH 84 1-1 G5-3 3-H		B SI 87 T SL 87 X SI 93 1-1 F8			X SI 90 0-0 SF7 1-2 2-3 3-H	5	0	0	2	0	0	3
25 Mark Kotsay, L (1, 9) OBP: 0.333, SLG: 0.250		B SI 90 F SI 89 C FC 84 B CU 74 S CH 81 2-3 K	C FC 85 X CU 74 0-1 F7		B SL 82 X FF 88 1-0 F7		I IN 56 I IN 56 I IN 58 4-0 IBB				B SL 82 C SL 81 B FF 93 F FF 94 X FF 93 2-2 G6-3	I IN 76 I IN 78 I IN 79 I IN 80 4-0 20 1B IBB	4	0	0	0	2	1	1
20 Jonathan Lucroy, R (1, 2) OBP: 0.400, SLG: 0.421			B SL 80 X SI 88 1-0 18 SH3 27 1B 1B	C SI 89 F SI 90 B FF 88 X CH 81 1-2 G5-3			C CU 72 B CU 70 B CH 88 C CH 88 B CH 89 X FF 88 3-2 18 SH1-4 1B	B FF 94 F FF 92 F CH 83 B CH 83 S FF 94 2-3 K				B SL 83 B FF 93 C FF 93 B FF 93 C FF 92 F SL 83 B FF 93 4-2 33 G3-6 BB	C FC 86 B FC 86 B SI 90 X SI 91 2-1 1-2 2-H 3-H 1B	5	1	3	1	1	1	3
18 Shaun Marcum, R 54 Sean Green, R 52 Sergio Mitre, R 50 Kameron Loe, R 22 Erick Almonte, R 59 John Axford, R 57 Mitch Stetter, L 33 Wil Nieves, R 61 Brandon Kintzler, R			X SI 88 0-0 SH3 1-2		C SL 82 B CH 80 X SI 89 1-1 23 G5-3 1B		L SL 84 C CU 73 X CU 75 0-2 SH1-4 1-2		B CH 75 B SI 87 F SL 76 X FF 88 2-1 F8			X FF 93 0-0 G3-6 1-2f	1 0 1 0 0 0 0 0 0 0 0 0 0 0 0 0 0 0 0 0 0 0 0 0 0 0 0 0 1 0 0 0 0 0 0 0 0 0 0 0 0 0 0 0 0 0 0 0 0 1 0 0 0 0 0 1 0 0 0 0 0 0 0							
Inning Stats	R: 0 E: 0 K: 1 S: 11 H: 1 LOB: 1 BB: 0 P: 14	R: 0 E: 1 K: 1 S: 8 H: 0 LOB: 0 BB: 0 P: 13	R: 2 E: 0 K: 0 S: 11 H: 3 LOB: 1 BB: 0 P: 16	R: 0 E: 0 K: 0 S: 9 H: 1 LOB: 1 BB: 0 P: 10	R: 0 E: 0 K: 1 S: 14 H: 1 LOB: 2 BB: 1 P: 23	R: 0 E: 0 K: 0 S: 5 H: 0 LOB: 0 BB: 0 P: 7	R: 0 E: 0 K: 1 S: 11 H: 1 LOB: 1 BB: 0 P: 15	R: 1 E: 0 K: 1 S: 10 H: 2 LOB: 2 BB: 1 P: 19	R: 0 E: 0 K: 0 S: 9 H: 1 LOB: 1 BB: 0 P: 15	R: 0 E: 0 K: 1 S: 6 H: 0 LOB: 0 BB: 0 P: 9	R: 0 E: 0 K: 0 S: 7 H: 0 LOB: 0 BB: 1 P: 13	R: 3 E: 1 K: 0 S: 9 H: 1 LOB: 2 BB: 3 P: 27	1B: 9 2B: 2 3B: 0 HR: 0	SF: 2 SAC: 3 DP: 2 HBP: 1	WP: 1 PB: 0 SB: 1 CS: 0	PA: 53			

PITCHER		IP	WLS	BF	H	R	ER	SO	BB	IBB	HBP	BLK	WP	HR	S	P	ERA	WHIP
56 Joe Blanton, R ERA: 7.27	(1, 1)	7.0		29	7	2	2	4	1	0	0	0	0	0	69	98	2.57	1.143
46 Ryan Madson, R ERA: 1.5	(8, 1)	1.0		6	2	1	1	1	0	1	0	0	0	0	10	19	9.00	2.000
16 J.C. Romero, L ERA: 3.86	(9, 1)	0.2		3	1	0	0	0	0	0	0	0	0	0	4	7	0.00	1.500
57 David Herndon, R ERA: 5.14	(9, 1)	0.1		1	0	0	0	0	0	0	0	0	0	0	5	8	0.00	0.000
52 Jose Contreras, R ERA:	(10, 1)	1.0		3	0	0	0	1	0	0	0	0	0	0	6	9	0.00	0.000

PITCHER		IP	WLS	BF	H	R	ER	SO	BB	IBB	HBP	BLK	WP	HR	S	P	ERA	WHIP
37 Antonio Bastardo, L ERA:	(11, 1)	1.0		3	0	0	0	0	1	0	0	0	0	0	7	13	0.00	1.000
38 Kyle Kendrick, R ERA: 3.0	(12, 1)	1.0	L	8	1	3	1	0	1	2	1	0	1	0	9	27	9.00	2.000

TOP

Milwaukee Brewers @ Philadelphia Phillies

Citizens Bank Park, Philadelphia, PA

Mon Apr 18 2011, 7:10 PM - 11:14 PM EDT

Att. 45,637 - Partly Cloudy - 63 F

livebaseballscorecards.com

AB	41
R	6
H	11
RBI	6
BB	6
SO	6
LOB	20

Milwaukee Brewers @ Philadelphia Phillies

Citizens Bank Park, Philadelphia, PA

Mon Apr 18 2011, 7:10 PM - 11:14 PM EDT

Att. 45,637 - Partly Cloudy - 63 F

livebaseballscorecards.com

BOTTOM

Batter	1	2	3	4	5	6	7	8	9	10	11	12	AB	R	H	RBI	BB	SO	LOB
8 Shane Victorino, S (1, 8) OBP: 0.354, SLG: 0.459	C CH 80 B CH 84 S CH 78 S CH 74 — K ①		C SI 85 B FC 84 F FC 84 X CH 81 — G1-3 ①		C CU 70 F FC 83 F CH 75 B FC 83 X SI 86 — P5 ①		B SI 89 B CH 81 X SI 88 — FC3 1-2 3-H		B CU 83 C FF 94 F SL 86 B CU 82 B FF 94 S FF 94 — K ②			C SI 91 F CH 84 X SI 93 — 6 DI 11 BB 1B	6	0	1	1	0	2	2
27 Placido Polanco, R (1, 5) OBP: 0.420, SLG: 0.484	C SI 85 X SL 80 — 0-1 — 11 E 6 1B 1B		C SI 84 F CH 79 B SI 84 X CH 81 — 1-2 — 1B		B FF 85 C SL 80 F SI 84 B FC 84 B SL 82 X FF 88 — G2-3 ②		F SI 89 X SI 87 — 0-1 — L1-6-4 ②③ 2-2		B SL 84 B FF 94 B SL 85 B FF 94 — 4-0 — BB			C SI 92 B CH 85 X SI 93 — 1-1 — L9 ①	5	1	2	0	1	0	3
11 Jimmy Rollins, S (1, 6) OBP: 0.338, SLG: 0.339	B CH 83 C CH 79 X CH 78 — 1-1 — FC4 6 1B 1-2		C SI 84 X CH 80 — 0-1 — F8 ②		C SI 84 B CH 76 F SI 85 B SI 86 B SL 75 F FF 85 F CH 80 X SI 87 — G3 ③			C SI 88 C SI 89 B SI 92 X SI 90 — L6 ①	B SL 84 B SL 84 B FF 95 C FF 95 X FF 94 — 3-1 — P6 ③			B SI 92 B CH 86 C SI 93 B FF 92 B SI 92 — 4-1 — 1-2 BB	5	0	0	0	1	0	4
6 Ryan Howard, L (1, 3) OBP: 0.343, SLG: 0.517	B SI 87 S CH 79 D CU 73 X SI 86 — 2-1 — 1-2 2-H 1B		C CU 70 X SI 85 — 0-1 — F7 ③			B CU 72 S FC 82 B CH 84 S CH 74 C FF 87 — 2-3 — K ①		C SL 79 C SI 90 B SI 91 F SI 92 F SI 90 F SL 80 X SI 91 — 1-2 — 29 FC4-6 1B		B CH 80 F CH 81 X SL 75 — 1-1 — F9 ①		S CH 86 F SI 93 D CH 86 X SI 93 — 1-2 — L5 ② 2-3	6	0	2	1	0	1	3
10 Ben Francisco, R (1, 9) OBP: 0.317, SLG: 0.386	C CU 73 S CH 80 B SI 87 S CH 79 — K ②			C FC 83 B SI 85 B CU 72 X SL 80 — 2-1 — G5-3 ①		B FC 83 S CH 78 C SL 82 C FC 83 — 1-3 — K ②		C SI 88 B SI 89 F SI 89 X SI 90 — L8 ②		B CH 81 B SL 75 X CH 81 — 2-0 — G5-3 ②		X SI 92 — 0-0 — F9 ③	6	0	0	0	0	2	5
29 Raul Ibanez, L (1, 7) OBP: 0.292, SLG: 0.317	C SI 86 F CH 79 F FC 85 F CH 73 B SI 85 B CH 81 X CH 76 — 2-2 — G3 ③			X SI 84 — 0-0 — 21 1B 1B		B CH 84 S CH 82 B CH 84 S CH 81 F FC 84 S FC 82 — 2-3 — K ③		C SL 80 B SI 88 B SI 89 X SI 88 — 2-1 — FC4-6 1-2f ③		C FF 82 S SL 77 B SL 78 S SL 76 — 1-3 — K ③			5	0	1	0	0	2	3
51 Carlos Ruiz, R (1, 2) OBP: 0.352, SLG: 0.479		C FF 85 B SL 82 S CH 78 B FF 86 B CU 71 X CH 82 — 3-2 — G1-3 ①		C CU 70 S CH 79 B SI 86 B SI 84 X CH 79 — 2-2 — L7 ②			B FF 82 C SI 84 X SI 84 — 1-1 — G6-3 ①		B FF 96 B FF 96 C FF 96 B FF 95 B FF 96 — 4-1 — 21 SH1-3 5 1B BB		B SI 93 F SI 92 B CH 86 X SI 94 — 2-1 — F9 ①		4	1	0	0	1	0	1
21 Wilson Valdez, R (1, 4) OBP: 0.362, SLG: 0.386		B SI 85 B SI 87 X CH 82 — 2-0 — G6-3 ②		F FC 83 B SI 85 S CH 77 D CH 76 F FF 87 X CH 80 — 2-2 — 1-2 — 1B			C SI 85 B SI 83 L FF 82 B CU 70 X FF 84 — 2-2 — E5 7 1B 8 FC3		X FF 95 — 0-0 — SH1-3 ① 1-2		C SI 93 F CH 85 B SI 94 B SI 93 X SI 94 — 2-2 — G4-3 ②		4	1	1	0	0	0	0
56 Joe Blanton, R (7, 7) 7 Ross Gload, L (7, PH) 7 Michael Martinez, S (7, PR) 46 Ryan Madson, L (8, 7) 16 J.C. Romero, S (9, 7) 57 David Herndon, R (8, 7) 5 Pete Orr, L (9, PR) 52 Jose Contreras, R (10, 7) 37 Antonio Bastardo, R (11, 7) 15 John Mayberry Jr., R (11, PR) 38 Kyle Kendrick, R (12, 7)		B CH 82 C CH 83 C SL 80 B SL 80 X CH 78 — 2-2 — P6 ③		B FC 83 X FC 84 — 1-0 — G1-3 ③			C SI 85 1 SAFE B SI 83 1 SAFE C SI 85 B SI 83 X SI 84 — 2-2 — 27 L1-6-4 8 FC3 1-3 1B		B CU 82 F FF 94 X FF 95 — 1-1 — 2-H 1B		C SI 94 B CH 86 B SI 94 X SI 94 — 2-1 — G6-3 ③		2 1 1 0 0 0 0 0 0 0 0 0 0 0 1 0 0 0	0 1 0 0 0 0 0 0 0 0 0 0 0 1 0 0 0	0 0 0 0 0 0 0 0 0 0 0 0 0 1 1 0 0	0 0 0 0 0 0 0 0 0 0 0 0 0 0 0 0 0	2 0 0 0 0 0 2 0 0 0 0 0 0 0 0 0 0										
Inning Stats	R: 1 E: 1 K: 2 S: 17 — H: 2 LOB: 2 BB: 0 P: 24	R: 0 E: 0 K: 0 S: 7 — H: 0 LOB: 0 BB: 0 P: 14	R: 0 E: 0 K: 0 S: 10 — H: 1 LOB: 1 BB: 0 P: 12	R: 0 E: 0 K: 0 S: 11 — H: 2 LOB: 2 BB: 0 P: 18	R: 0 E: 0 K: 0 S: 12 — H: 0 LOB: 0 BB: 0 P: 19	R: 0 E: 0 K: 3 S: 10 — H: 0 LOB: 0 BB: 0 P: 15	R: 1 E: 1 K: 0 S: 11 — H: 1 LOB: 1 BB: 0 P: 18	R: 0 E: 0 K: 0 S: 14 — H: 1 LOB: 1 BB: 0 P: 19	R: 1 E: 0 K: 1 S: 9 — H: 1 LOB: 2 BB: 2 P: 24	R: 0 E: 0 K: 1 S: 6 — H: 0 LOB: 0 BB: 0 P: 10	R: 0 E: 0 K: 0 S: 7 — H: 0 LOB: 0 BB: 0 P: 13	R: 0 E: 0 K: 0 S: 10 — H: 1 LOB: 2 BB: 1 P: 16	1B: 9 2B: 1 3B: 0 HR: 0 — SF: 0 SAC: 1 DP: 1 HBP: 0		WP: 0 PB: 0 SB: 0 CS: 0 — PA: 50				

PITCHER		IP	WLS	BF	H	R	ER	SO	BB	IBB	HBP	BLK	WP	HR	S	P	ERA	WHIP
18 Shaun Marcum, R	(1, 1)	6.0		24	5	1	0	5	0	0	0	0	0	0	67	102	0.00	0.833
ERA: 1.9																		
54 Sean Green, R	(7, 1)	0.1	H	3	1	1	0	0	0	0	0	0	0	0	8	13	0.00	3.000
ERA: 3.0																		
52 Sergio Mitre, R	(7, 1)	0.2	B	2	0	0	0	0	0	0	0	0	0	0	3	5	0.00	0.000
ERA:																		
50 Kameron Loe, R	(8, 1)	1.0	H	4	1	0	0	0	0	0	0	0	0	0	14	19	0.00	1.000
ERA: 3.86																		
59 John Axford, R	(9, 1)	1.0	B	6	1	1	1	1	2	0	0	0	0	0	9	24	9.00	3.000
ERA: 8.53																		

PITCHER		IP	WLS	BF	H	R	ER	SO	BB	IBB	HBP	BLK	WP	HR	S	P	ERA	WHIP
57 Mitch Stetter, L	(10, 1)	1.0		3	0	0	0	1	0	0	0	0	0	0	6	10	0.00	0.000
ERA: 2.08																		
61 Brandon Kintzler, R	(11, 1)	2.0	W	8	1	0	0	0	1	0	0	0	0	0	17	29	0.00	1.000
ERA: 3.38																		

AB	46
R	3
H	9
RBI	3
BB	3
SO	7
LOB	23

Milwaukee Brewers @ Philadelphia Phillies

Citizens Bank Park, Philadelphia, PA

Tue Apr 19 2011, 7:08 PM - 9:48 PM EDT

Att. 45,408 - Cloudy - 56 F

TOP

livebaseballscorecards.com

Batter	1	2	3	4	5	6	7	8	9	AB	R	H	RBI	BB	SO	LOB
23 Rickie Weeks Jr., R (1, 4) OBP: 0.342, SLG: 0.486	C FC 90 C FC 91 B SI 92 B SI 92 X FC 91 2-2 27 FC6-4 1B		S SI 90 S SI 90 S CH 82 0-3 ① K		C FC 89 B SI 90 S CU 77 X CU 77 1-2 ② G1-3		C SI 90 X SI 91 0-1 E2 28 1B 1B F SI 92 B FF 90 B FF 90 B SL 80 S SI 92 2-3 ③ K			5	1	2	0	0	2	2
27 Carlos Gómez, R (1, 8) OBP: 0.242, SLG: 0.262	C FC 90 F FC 90 X FC 91 0-2 ① FC6-4 28 CS 8 1B 1-2f		M SI 91 X CH 83 0-1 ② G1-3		F SI 90 B FC 90 S CU 76 S FC 90 1-3 ③ K		B CH 81 X SI 90 1-0 ② G5-3	X SI 90 0-0 ① G6-3		5	0	0	0	0	1	2
8 Ryan Braun, R (1, 7) OBP: 0.493, SLG: 0.678 21 Zach Braddock, L (8, 1) 58 Mike McClendon, R (9, 1)	F FC 90 X SI 91 0-1 28 CS 1-2 1B		C SI 92 B SI 91 B FC 91 B CH 82 X SI 91 3-1 HR		B SI 88 B SI 89 B FC 90 C FC 90 B FC 91 4-1 28 1B 25 1B BB	B SI 91 B CH 82 B CU 76 C CU 76 B SI 91 4-1 28 1B 14 HR BB	C SI 93 X CU 75 0-1 ② P4			3 0 0	3 0 0	2 0 0	1 0 0	2 0 0	0 0 0	0 0 0
28 Prince Fielder, L (1, 3) OBP: 0.419, SLG: 0.569	S CH 84 S CH 84 B CH 85 B FC 91 X CU 76 2-2 ② G4-3 ③ 1-2 2-3		C FC 90 X SI 92 0-1 1B		X CH 82 0-0 3 F8 25 1B 1-2 1B	B FC 90 C FC 91 B FC 90 B FC 90 F FC 91 X CH 82 3-2 14 HR 1-3 2-H 1B	B CU 76 B SI 88 B SI 92 B SI 92 4-0 BB			4	1	3	1	1	0	2
14 Casey McGehee, R (1, 5) OBP: 0.310, SLG: 0.400		C CU 74 S CH 81 F SI 91 X SI 91 0-2 ① G1-3	X SI 91 0-0 ③ G6-3		X SI 91 0-0 ① L3	B SI 91 X SI 90 1-0 1-H 3-H HR	B SI 92 X SI 92 1-0 ③ F8			5	1	1	3	0	0	4
25 Mark Kotsay, L (1, 9) OBP: 0.342, SLG: 0.250		B FC 91 F FC 90 X CU 76 1-1 ② G5-3		X CH 86 0-0 ① P4	B CU 76 C FC 89 C FC 89 B FC 90 B FC 89 F FC 90 X FC 90 3-2 1-2 2-H 1B	B SI 89 S SL 80 B SI 90 B SL 81 B SI 90 4-1 16 BB 3 1B 22 1B BB			X SI 92 0-0 ① G6-3	4	1	1	1	1	0	0
3 Yuniesky Betancourt, R (1, 6) OBP: 0.238, SLG: 0.276		C FC 91 B FC 91 B CH 84 X FC 91 2-1 16 1B 2B		C SI 89 B SI 90 F SI 90 B CU 76 X CH 82 2-2 ② G1-3	X FC 91 0-0 ② F8 2-3	B SI 91 X SL 83 1-0 16 BB 22 1B 1-2 1B			B SI 94 B SI 93 F SI 91 B SI 92 F SI 92 X SI 93 3-2 ② L4	5	2	2	0	0	0	2
16 George Kottaras, L (1, 2) OBP: 0.310, SLG: 0.308		B FC 90 S CH 83 B FC 90 B FC 90 X FC 91 3-1 2-H 1B		C FC 90 C SI 90 B SI 91 B CH 83 F FC 90 F CH 83 B CU 75 F FC 89 X SI 92 3-2 ③ G4-3	C FC 90 B CU 76 X SI 91 1-1 ③ G1-3	C FF 90 B FF 90 B SL 77 B FF 88 B FF 90 4-1 22 1B 1-2 2-3 BB			S SI 90 C FF 90 X CU 78 0-2 ③ G3	4	0	1	1	1	0	2
43 Randy Wolf, L (1, 1) OBP: 0.125, SLG: 0.250 22 Erick Almonte, R (7, PH) OBP: 0.130, SLG: 0.261 54 Sean Green, R (7, 1) 30 Craig Counsell, L (8, 7) OBP: 0.188, SLG: 0.071		F FC 91 B CH 84 B FC 91 F FC 91 F FC 90 X CU 78 2-2 ③ L4			B FC 88 C FC 88 X FC 89 1-1 ① G4-3		C CU 72 C FF 81 X CU 75 0-3 ③ K 1-2 2-H 3-H 1B			2 2 0 0	0 0 0 0	0 1 0 0	0 2 0 0	0 0 0 0	0 1 0 0	1 0 0 0

Inning Stats	1	2	3	4	5	6	7	8	9
	R: 0 E: 0 K: 0 S: 11	R: 1 E: 0 K: 0 S: 14	R: 1 E: 0 K: 1 S: 10	R: 0 E: 0 K: 0 S: 10	R: 0 E: 0 K: 1 S: 8	R: 1 E: 0 K: 0 S: 10	R: 6 E: 1 K: 2 S: 20	R: 0 E: 0 K: 0 S: 4	R: 0 E: 0 K: 0 S: 7
	H: 2 LOB: 1 BB: 0 P: 15	H: 2 LOB: 1 BB: 0 P: 22	H: 2 LOB: 1 BB: 0 P: 13	H: 0 LOB: 0 BB: 0 P: 15	H: 0 LOB: 0 BB: 0 P: 11	H: 2 LOB: 2 BB: 1 P: 18	H: 5 LOB: 2 BB: 3 P: 41	H: 0 LOB: 1 BB: 1 P: 9	H: 0 LOB: 0 BB: 0 P: 10

	AB	39
	R	9
	H	13
	RBI	9
	BB	5
	SO	4
	LOB	15

PITCHER		IP	WLS	BF	H	R	ER	SO	BB	IBB	HBP	BLK	WP	HR	S	P	ERA	WHIP	PITCHER	IP	WLS	BF	H	R	ER	SO	BB	IBB	HBP	BLK	WP	HR	S	P	ERA	WHIP
34 Roy Halladay, R ERA: 2.83	(1, 1)	6.2	L	31	10	6	6	3	2	0	0	0	0	1	73	112	8.10	1.800																	
57 David Herndon, R ERA: 9.0	(7, 1)	0.0		3	2	1	1	0	1	0	0	0	0	1	3	9	∞	∞																	
59 Mike Zagurski, L ERA:	(7, 1)	0.1		3	1	2	2	1	1	0	0	0	0	0	7	14	54.00	6.000																	
55 Danys Baez, R ERA: 2.16	(8, 1)	2.0		7	0	0	0	0	1	0	0	0	0	0	11	19	0.00	0.500																	

	1B: 10 2B: 1 3B: 0 HR: 2	SF: 0 SAC: 0 DP: 0 HBP: 0	WP: 0 PB: 0 SB: 0 CS: 2	PA: 44
---	---	---	---	---

Milwaukee Brewers @ Philadelphia Phillies

Citizens Bank Park, Philadelphia, PA

Tue Apr 19 2011, 7:08 PM - 9:48 PM EDT

Att. 45,408 - Cloudy - 56 F

livebaseballscorecards.com

BOTTOM

Batter	1	2	3	4	5	6	7	8	9	AB	R	H	RBI	BB	SO	LOB
8 Shane Victorino, S (1, 8) OBP: 0.348, SLG: 0.462	C SI 87 S SL 82 B FF 89 X FF 90 1-2 ① G6-3		F SI 88 X SL 82 0-1 6 S 2B		B CH 78 F CH 78 B SI 88 F SI 88 X FF 89 2-2 ① P3			B FF 91 C FF 91 B SL 78 F FF 91 X FF 92 2-2 ① F8		4	0	1	0	0	0	0
27 Placido Polanco, R (1, 5) OBP: 0.411, SLG: 0.463	C SI 88 F SI 89 B FC 87 F SL 82 F FF 87 B CH 78 X SL 82 2-2 ② F7		B SI 88 B SI 88 B SI 88 C FF 87 F SI 89 B SL 82 4-2 6 S BB		B SI 88 B SI 87 C SI 87 X CH 77 2-1 ② G3-1			F FF 92 X FF 91 0-1 ② F8		3	0	0	0	1	0	0
11 Jimmy Rollins, S (1, 6) OBP: 0.338, SLG: 0.338 7 Michael Martinez, S (8, 6) OBP: 0.273, SLG: 0.200	X SI 88 0-0 6 BB 1B		B CU 67 C SI 85 X CU 66 1-1 ② F7		C CH 78 B CU 67 B SI 88 F SI 88 F SL 80 S FF 87 2-3 ③ K			F FF 91 B SL 78 X FF 91 1-1 ③ G6-3		3 1	0 0	1 0	0 0	0 0	1 0	2 0
6 Ryan Howard, L (1, 3) OBP: 0.343, SLG: 0.500 10 Ben Francisco, R (9, 9) OBP: 0.313, SLG: 0.379	B FF 88 B SL 82 1 SAFE 1 SAFE F SL 81 B SL 80 B SL 81 4-1 1-2 BB		C FF 88 B FF 89 S SI 88 B SI 90 B FF 90 X SL 79 3-2 ③ G4-3 1-2 2-3			C SL 81 B CU 64 S FF 86 B SL 77 C SL 78 2-3 ① K		X SI 88 0-0 ① F8		2 1	0 0	0 0	0 0	1 0	1 0	2 0
29 Raul Ibanez, L (1, 7) OBP: 0.290, SLG: 0.302	B FF 89 D FF 89 S FF 89 X SL 80 2-1 ③ F7			B SL 77 C FF 86 F FF 86 F FF 90 F SL 79 B SL 80 F SL 78 S FF 90 2-3 ① K		B FF 89 X SL 80 1-0 ② F8			C SI 88 F SI 88 B SL 77 B SL 77 B SL 77 F SI 87 B SI 87 4-2 15 G5-3 BB	3	0	0	0	1	1	2
15 John Mayberry Jr., R (1, 9) OBP: 0.429, SLG: 0.333 (9, 3)		B SI 89 B FF 88 C SI 88 X SI 89 2-1 ① F8		C CU 68 B CU 68 B SL 82 B SL 79 B SI 89 4-1 21 FC1-4 51 HBP BB		C SL 81 C FF 86 X FF 88 0-2 ③ F8			C SI 87 X SI 87 0-1 ② G5-3 1-2	3	0	0	0	1	0	1
51 Carlos Ruiz, R (1, 2) OBP: 0.357, SLG: 0.469 23 Brian Schneider, L (7, PH) OBP: 0.125, SLG: 0.500 (8, 2)		C SI 89 B CU 67 X CH 80 1-1 ② F8		B SI 88 1 SAFE C SI 87 H SL 81 2-1 21 FC1-4 HBP 1-2			C SI 84 X SI 84 0-1 ① F8	X SI 86 0-0 ③ L3	1 2	0 0	0 0	0 0	0 0	0 0	0 1
21 Wilson Valdez, R (1, 4) OBP: 0.340, SLG: 0.362 55 Danys Baez, R (8, 1)	C SI 88 F SL 83 B CU 66 B CU 67 X SL 81 2-2 ③ G6-3			C CU 68 X SL 79 0-1 ② FC1-4 1-2f 2-3			B SI 83 C SI 84 X SI 85 1-1 ② G6-3		3 0	0 0	0 0	0 0	0 0	0 0	2 0
34 Roy Halladay, R (1, 1) OBP: 0.125, SLG: 0.125 57 David Herndon, R (7, 1) 59 Mike Zagurski, L (7, 1) 5 Pete Orr, L (7, PH) OBP: 0.462, SLG: 0.417 (8, 4)			C SI 87 C CU 65 S FF 87 0-3 ① K	F SL 81 D CU 66 F SI 88 1 SAFE S CU 69 1-3 ③ K			C SI 84 F SI 84 X SI 84 0-2 ③ G5-3		2 0 0 1	0 0 0 0	0 0 0 0	0 0 0 0	2 0 0 0	2 0 0 0	2 0 0 0
Inning Stats	R: 0 H: 1 E: 0 LOB: 2 K: 0 BB: 1 S: 12 P: 21	R: 0 H: 0 E: 0 LOB: 0 K: 0 BB: 0 S: 7 P: 12	R: 0 H: 1 E: 0 LOB: 2 K: 1 BB: 1 S: 12 P: 20	R: 0 H: 0 E: 0 LOB: 2 K: 2 BB: 1 S: 13 P: 22	R: 0 H: 0 E: 0 LOB: 0 K: 1 BB: 0 S: 9 P: 15	R: 0 H: 0 E: 0 LOB: 0 K: 1 BB: 0 S: 7 P: 10	R: 0 H: 0 E: 0 LOB: 0 K: 0 BB: 0 S: 7 P: 8	R: 0 H: 0 E: 0 LOB: 0 K: 0 BB: 0 S: 7 P: 10	R: 0 H: 0 E: 0 LOB: 1 K: 0 BB: 1 S: 7 P: 11	1B: 1 2B: 1 3B: 0 HR: 0	SF: 0 SAC: 0 DP: 0 HBP: 1			WP: 0 PB: 0 SB: 2 CS: 0	PA: 34		

PITCHER		IP	WLS	BF	H	R	ER	SO	BB	IBB	HBP	BLK	WP	HR	S	P	ERA	WHIP
43 Randy Wolf, L ERA: 3.18	(1, 1)	6.0	W	24	2	0	0	5	3	0	1	0	0	0	60	100	0.00	0.833
54 Sean Green, R ERA: 2.57	(7, 1)	1.0		3	0	0	0	0	0	0	0	0	0	0	7	8	0.00	0.000
21 Zach Braddock, L ERA: 2.84	(8, 1)	1.0		3	0	0	0	0	0	0	0	0	0	0	7	10	0.00	0.000
58 Mike McClendon, R ERA:	(9, 1)	1.0		4	0	0	0	0	1	0	0	0	0	0	7	11	0.00	1.000

PITCHER	IP	WLS	BF	H	R	ER	SO	BB	IBB	HBP	BLK	WP	HR	S	P	ERA	WHIP

AB	29
R	0
H	2
RBI	0
BB	4
SO	5
LOB	12

Milwaukee Brewers @ Philadelphia Phillies

Citizens Bank Park, Philadelphia, PA

Wed Apr 20 2011, 1:07 PM - 3:43 PM EDT

Att. 45,743 - Partly Cloudy - 62 F

TOP

livebaseballscorecards.com

Batter	1	2	3	4	5	6	7	8	9	AB	R	H	RBI	BB	SO	LOB
23 Rickie Weeks Jr., R (1, 4) OBP: 0.333, SLG: 0.468	C FF 91 B FF 92 C FF 91 X FF 92 1-2 F8 ①		C FC 83 S CU 74 X FF 93 0-2 G3 ①	S CH 84 F FF 92 F FF 93 C FC 88 0-3 K ③			F SI 89 F SI 89 X FC 86 0-2 F9 ①		X SI 94 0-0 1B	5	0	1	0	0	1	1
27 Carlos Gómez, R (1, 8) OBP: 0.239, SLG: 0.258	C FF 92 B FC 88 X FC 87 1-1 8 1B 28 1B 1B		B FF 92 F FF 91 B FF 92 X FC 84 2-1 P3 ②		F FF 91 C CU 74 F CU 76 X FF 92 0-2 F8 ①		L SI 89 X SI 90 0-1 F8 ②		1 SAFE D SL 87 1 SAFE B SI 90 S SL 88 B SI 92 X SI 92 3-1 P4 ②	5	1	1	0	0	0	1
8 Ryan Braun, R (1, 7) OBP: 0.475, SLG: 0.641	C FF 91 X FC 88 0-1 28 1B 1-3 1B		C FF 92 C FF 93 B CU 78 F CU 76 B CH 86 X FF 92 2-2 E4 28 2B		T FF 92 B FF 92 S FC 85 F CH 85 X FF 93 1-2 F7 ②		B CH 83 B CH 82 C SI 91 X FC 88 2-1 F7 ③		S SL 89 B SL 90 B SI 93 D SI 94 F SI 93 S FF 95 3-3 K ③	5	1	1	0	0	1	1
28 Prince Fielder, L (1, 3) OBP: 0.449, SLG: 0.603	B FC 88 C FC 88 X FF 93 1-1 1-2 3-H 1B		B FF 92 C FC 87 X CH 85 1-1 14 1B 1-H 2B		C FC 86 F FF 92 X FF 93 0-2 1B			B FF 91 B FF 94 B CH 84 C CH 84 F FF 95 F FF 96 B CH 84 4-2 3 1B BB		3	0	3	2	1	0	0
14 Casey McGehee, R (1, 5) OBP: 0.307, SLG: 0.391	B CH 86 X FF 92 1-0 L3 ②		C FC 86 C SI 92 F CH 85 X CU 75 0-2 2-3 1B ③		B FF 92 X CH 84 1-0 F7 ③			F FF 96 X FF 94 0-1 P3 ①		4	0	1	0	0	0	4
3 Yuniesky Betancourt, R (1, 6) OBP: 0.239, SLG: 0.274	C FF 92 F FC 87 F CU 75 X CH 85 0-2 P3 ③			X FF 91 0-0 L9 ①		F CH 82 B CU 74 B FC 84 X FF 90 2-1 F8 ①		F FF 92 B FF 96 B FF 94 X FF 93 2-1 1-2 1B		4	0	1	0	0	0	2
22 Erick Almonte, R (1, 9) OBP: 0.111, SLG: 0.222		C CH 84 B FF 92 F CH 84 X FF 92 1-2 G4-3 ①		B FF 91 C FF 90 X FF 91 1-1 F9 ②		X FF 92 0-0 F9 ②		S FF 93 S CH 82 B FF 96 S CH 82 1-3 K ②		4	0	0	0	0	1	2
20 Jonathan Lucroy, R (1, 2) OBP: 0.417, SLG: 0.545		C FF 92 B CU 77 F CH 85 F FF 92 B FC 86 B FF 92 X CH 85 3-2 P3 ②		C FF 91 B SL 80 X FC 85 1-1 HR		B FF 91 B FF 91 B FF 91 B FF 89 4-0 BB		C FF 93 F CH 84 D CH 82 C FF 96 1-3 K ③		3	1	1	1	1	1	2
38 Chris Narveson, L (1, 1) OBP: 0.111, SLG: 0.111 61 Brandon Kintzler, R (7, 1) 57 Mitch Stetter, L (8, 1) 50 Kameron Loe, R (8, 1) 25 Mark Kotsay, L (8, 9) OBP: 0.333, SLG: 0.242		S FF 91 C FF 92 F FF 92 X FF 93 0-2 G4-3 ③		C FF 91 B FF 91 X FF 91 1-1 1B		B FF 90 C FC 88 X FF 91 1-1 G5-3 ③			F SL 85 S FS 80 S FS 79 0-3 K2-3 ①	3 0 0 0 1	0 0 0 0 0	1 0 0 0 0	0 0 0 0 1	0 0 0 0 0	0 0 0 0 1	1 0 0 0 0
Inning Stats	R: 1 E: 0 K: 0 S: 14 H: 3 LOB: 2 BB: 0 P: 18	R: 0 E: 0 K: 0 S: 11 H: 0 LOB: 0 BB: 0 P: 15	R: 1 E: 1 K: 0 S: 15 H: 2 LOB: 2 BB: 0 P: 20	R: 1 E: 0 K: 1 S: 11 H: 2 LOB: 1 BB: 0 P: 14	R: 0 E: 0 K: 0 S: 12 H: 1 LOB: 1 BB: 0 P: 14	R: 0 E: 0 K: 0 S: 5 H: 0 LOB: 1 BB: 1 P: 12	R: 0 E: 0 K: 0 S: 7 H: 0 LOB: 0 BB: 0 P: 9	R: 0 E: 0 K: 2 S: 13 H: 1 LOB: 2 BB: 1 P: 21	R: 0 E: 0 K: 2 S: 9 H: 1 LOB: 1 BB: 0 P: 15	1B: 8 2B: 1 3B: 0 HR: 1	SF: 0 SAC: 0 DP: 0 HBP: 0					

	AB	37
	R	3
	H	10
	RBI	3
	BB	2
	SO	5
	LOB	14

WP: 0 PB: 0 SB: 0 CS: 0 PA: 39

PITCHER		IP	WLS	BF	H	R	ER	SO	BB	IBB	HBP	BLK	WP	HR	S	P	ERA	WHIP
33 Cliff Lee, L ERA: 3.91	(1, 1)	6.0		27	8	3	2	1	1	0	0	0	0	1	68	93	3.00	1.500
38 Kyle Kendrick, R ERA: 2.57	(7, 1)	1.0		3	0	0	0	0	0	0	0	0	0	0	7	9	0.00	0.000
46 Ryan Madson, R ERA: 1.29	(8, 1)	1.0	W	5	1	0	0	2	1	0	0	0	0	0	13	21	0.00	2.000
52 Jose Contreras, R ERA:	(9, 1)	1.0	S	4	1	0	0	2	0	0	0	0	0	0	9	15	0.00	1.000

PITCHER	IP	WLS	BF	H	R	ER	SO	BB	IBB	HBP	BLK	WP	HR	S	P	ERA	WHIP

Batter	1	2	3	4	5	6	7	8	9	AB	R	H	RBI	BB	SO	LOB
8 Shane Victorino, S (1, 8) OBP: 0.370, SLG: 0.515	B FF 87 C SI 86 S CH 80 S CH 79 1-3 ① **K**			C FF 87 B FC 84 B CH 80 C FF 89 B CH 80 B FF 89 4-2 27 G5-4-3 BB		B FF 88 B FC 84 C SI 88 C SI 88 B CH 79 X FF 87 3-2 27 HR 1-3 1B		C SI 92 B CH 85 B SI 91 X SI 93 2-1 HR		3	2	2	1	1	1	0
27 Placido Polanco, R (1, 5) OBP: 0.403, SLG: 0.493	X SI 88 0-0 ② **F8**			1 SAFE B CU 72 B FF 87 X FF 87 2-0 ①② **G5-4-3** 1-2f		S CH 81 S FC 84 1 SAFE B FF 88 X FC 84 1-2 1-H 3-H HR		B FF 92 X CH 86 1-0 ① **G6-3**		4	1	1	3	0	0	1
11 Jimmy Rollins, S (1, 6) OBP: 0.320, SLG: 0.319	B FF 87 C FF 87 X CH 79 1-1 ③ **G5-3**			B FF 88 X CH 80 1-0 ③ **L8**		B CH 81 X FF 88 1-0 ② **F8**		C SI 92 B CH 86 C SI 92 F CH 86 B SI 93 X CH 86 2-2 ② **G4-3**		4	0	0	0	0	0	0
6 Ryan Howard, L (1, 3) OBP: 0.351, SLG: 0.508		S FF 88 B FC 80 B FC 84 X FC 84 2-1 ① **G4-3**			F FC 83 B FC 84 X FF 88 1-1 ① **L8**	S FC 83 S FC 83 B FC 83 B FC 82 B CU 73 B FC 83 4-2 10 1B BB		B SL 76 C FF 82 B SL 77 B SL 76 C FF 82 F SL 76 F FF 82 F SL 76 X SL 77 3-2 2B		3	0	1	0	1	0	0
10 Ben Francisco, R (1, 9) OBP: 0.309, SLG: 0.371		C FF 87 C FF 88 B CU 74 X CH 79 1-2 ② **G5-3**			C SI 87 X CH 79 0-1 ② **G6-3**	D CH 80 X CH 81 1-0 1-2 1B		C SI 88 B SI 89 B SI 89 X SI 89 2-1 ③ **G5-3**		4	0	1	0	0	0	1
15 John Mayberry Jr., R (1, 7) OBP: 0.412, SLG: 0.400		B FF 87 F FF 89 S CH 80 X CH 79 1-2 ③ **G5-3**			C FF 88 X CU 73 0-1 2B	S CH 80 S CH 79 S CH 81 0-3 ③ **K**				3	0	1	0	0	1	2
51 Carlos Ruiz, R (1, 2) OBP: 0.339, SLG: 0.442			C FF 86 B FF 87 F CH 79 S CU 74 1-3 ① **K**		B CH 81 B FF 87 F CH 80 F FC 84 B CH 77 X CH 79 3-2 ③ **L4**		C SI 92 F SI 93 B CH 86 C SI 93 1-3 ① **K**			3	0	0	0	0	2	1
21 Wilson Valdez, R (1, 4) OBP: 0.340, SLG: 0.347			X FF 88 0-0 ② **G4-3**			B FF 87 B FF 88 C SI 87 B CH 80 B SI 87 4-1 8 1B 27 HR BB	C SI 93 F SL 83 F SI 94 B SI 94 S CH 87 1-3 ② **K**			2	1	0	0	1	1	0
33 Cliff Lee, L (1, 1) 7 Michael Martinez, S (6, PH) OBP: 0.250, SLG: 0.182 38 Kyle Kendrick, R (7, 1) OBP: 0.500, SLG: 0.500 29 Raul Ibanez, L (7, PH) OBP: 0.286, SLG: 0.297 46 Ryan Madson, L (8, 1) 52 Jose Contreras, R (9, 1)			B SI 87 C FF 87 F SI 88 T CU 71 1-2 ③ **K**			B CH 80 C FF 88 X CH 80 1-1 ① **F7**	C SI 92 S CH 85 C CH 86 0-3 ③ **K**			1 1 0 1 0 0 0	0 0 0 0 0 0 0	0 0 0 0 0 0 0	0 0 0 0 0 0 0	1 0 0 1 0 0 0	0 0 0 0 1 0 0	0 1 0 0 0 0 0
Inning Stats	R: 0 E: 0 K: 1 S: 6 H: 0 LOB: 0 BB: 0 P: 8	R: 0 E: 0 K: 0 S: 8 H: 0 LOB: 0 BB: 0 P: 12	R: 0 E: 0 K: 2 S: 7 H: 0 LOB: 0 BB: 0 P: 9	R: 0 E: 0 K: 0 S: 4 H: 0 LOB: 0 BB: 1 P: 11	R: 0 E: 0 K: 0 S: 9 H: 1 LOB: 1 BB: 0 P: 13	R: 3 E: 0 K: 1 S: 16 H: 3 LOB: 2 BB: 2 P: 31	R: 0 E: 0 K: 3 S: 10 H: 0 LOB: 0 BB: 0 P: 12	R: 1 E: 0 K: 0 S: 15 H: 2 LOB: 1 BB: 0 P: 25		1B: 2 2B: 2 3B: 0 HR: 2 SF: 0 SAC: 0 DP: 1 HBP: 0				WP: 0 PB: 0 SB: 0 CS: 0 PA: 32	

PITCHER		IP	WLS	BF	H	R	ER	SO	BB	IBB	HBP	BLK	WP	HR	S	P	ERA	WHIP
38 Chris Narveson, L ERA: 2.19	(1, 1)	6.0		24	4	3	3	4	3	0	0	0	0	1	50	84	4.50	1.167
61 Brandon Kintzler, R ERA: 3.86	(7, 1)	1.2	L	6	1	1	1	3	0	0	0	0	0	1	17	24	5.40	0.600
57 Mitch Stetter, L ERA: 2.08	(8, 1)	0.0		1	1	0	0	0	0	0	0	0	0	0	6	9	∞	∞
50 Kameron Loe, R ERA: 3.72	(8, 1)	0.1		1	0	0	0	0	0	0	0	0	0	0	2	4	0.00	0.000

PITCHER	IP	WLS	BF	H	R	ER	SO	BB	IBB	HBP	BLK	WP	HR	S	P	ERA	WHIP

BOTTOM

Milwaukee Brewers @ Philadelphia Phillies

Citizens Bank Park, Philadelphia, PA

Wed Apr 20 2011, 1:07 PM - 3:43 PM EDT

Att. 45,743 - Partly Cloudy - 62 F

livebaseballscorecards.com

AB	29
R	4
H	6
RBI	4
BB	3
SO	7
LOB	6

Philadelphia Phillies @ San Diego Padres

PETCO Park, San Diego, CA

Thu Apr 21 2011, 10:08 PM - 1:23 AM EDT

Att. 27,056 - Partly Cloudy - 63 F

livebaseballscorecards.com

TOP

Batter	1	2	3	4	5	6	7	8	9	AB	R	H	RBI	BB	SO	LOB
8 Shane Victorino, S (1, 8) OBP: 0.372, SLG: 0.493	C FF 93 B SI 91 B CH 84 C FF 93 B SL 86 F FF 96 F SI 94 X FS 83 3-2 ① G4-3	C SL 84 S SL 86 S SL 83 0-3 ③ K2-3		C SI 91 S CH 82 B FC 93 B SL 83 B SI 93 D SL 85 4-2 6 S 27 BB BB		B CH 82 B CU 79 X FF 89 2-0 ② G5-3		B SI 86 B SI 86 B SL 81 B SI 86 4-0 27 G6-3 1-2 2-3 BB		3	0	0	0	2	1	0
27 Placido Polanco, R (1, 5) OBP: 0.415, SLG: 0.493	C FF 91 X CU 78 0-1 E1 11 1B 11 S	X SL 83 0-0 29 BB 11 BB 10 SF 1B	1 SAFE P PO 84 1 SAFE 1 SAFE B FF 91 C CU 79 1 SAFE B FF 90 D CH 82 4-1 6 S 1-2 BB			C FF 90 F FF 90 X SL 84 0-2 1B		D SL 82 F SI 84 B SI 87 F SL 81 X SL 81 2-2 ② ③ G6-3 1-2f		4	1	2	0	1	0	3
11 Jimmy Rollins, S (1, 6) OBP: 0.325, SLG: 0.315	C SI 91 B SI 90 C SL 82 F SI 91 X SI 91 1-2 1-3 1B	B SI 89 1 SAFE B FF 89 D CH 81 B FF 90 4-0 10 SF 29 BB 1-2 BB	B SI 91 C FC 90 C CU 76 S SL 84 1-3 ② K			C FF 90 1 SAFE B SL 80 B FF 90 B FF 90 X FF 90 3-1 ③ L5			F SI 91 X SI 92 0-1 ① G3-1	4	0	1	0	1	1	3
6 Ryan Howard, L (1, 3) OBP: 0.329, SLG: 0.471	S SL 84 S SL 85 D SL 85 B SI 93 S SL 84 2-3 ② K	C FC 91 F SL 84 B SI 92 B SI 94 D CH 83 S SL 84 3-3 ① K	B SL 82 C FF 92 B SI 90 S SL 84 C SL 85 2-3 ③ K 1-2 2-3				S SL 82 C SL 83 S SL 85 0-3 ① K		F SL 86 B SL 85 X SI 91 1-1 ② G4-3	5	0	0	0	0	4	6
29 Raul Ibanez, L (1, 7) OBP: 0.293, SLG: 0.284	B FF 92 B SL 84 F SL 85 F SI 92 B SI 94 S SL 85 3-3 ③ K	B SL 83 B SI 92 B FC 91 B FF 93 4-0 10 SF 1-2 2-3 BB			S CU 75 C SI 89 B SI 91 B SI 90 B SL 83 X FF 91 3-2 ① F8		C FF 91 X SL 85 0-1 ② G6-3		C SI 91 B SI 91 B SI 90 F SI 90 B SL 89 B SI 91 4-2 BB	3	0	0	0	2	1	2
10 Ben Francisco, R (1, 9) OBP: 0.319, SLG: 0.422 37 Antonio Bastardo, R (7, 1) 7 Ross Gload, L (9, PH) OBP: 0.250, SLG: 0.250 52 Jose Contreras, R (9, 1)		C FF 93 F FF 92 X CU 78 0-2 HR	C FF 92 S CH 81 D SL 86 X SL 85 1-2 SF 1-2 2-3 3-H		C CH 82 B CU 79 B FC 91 C CU 79 F FC 91 B FC 92 B FF 92 4-2 BB		B SI 89 B FF 89 F FF 88 C FF 89 X FF 91 2-2 ③ G5-3		F SI 91 X SI 91 0-1 ③ F7	2	1	1	2	1	0	0
										0	0	0	0	0	0	0
										1	0	0	0	0	0	1
										0	0	0	0	0	0	0
5 Pete Orr, L (1, 4) OBP: 0.412, SLG: 0.375 21 Wilson Valdez, R (8, 4) OBP: 0.340, SLG: 0.347		X SI 92 0-0 ① F8	F FC 91 D CH 83 T SL 84 X SL 85 1-2 ② F4		1 SAFE T FF 89 S SL 80 F FF 91 1 SAFE F SL 82 F SL 82 S SL 85 0-3 ② K			B SL 84 F SI 86 X SL 83 1-1 8 BB 15 1B 1B		4	0	1	0	0	1	4
										0	0	0	0	0	0	0
23 Brian Schneider, L (1, 2) OBP: 0.167, SLG: 0.667		B SI 90 S CH 83 B FF 94 B SI 90 X FF 92 3-1 HR	S SL 83 B SI 91 D SL 86 F SL 81 X SI 91 2-2 ③ G4-3		B SI 91 B FF 91 B FF 90 C FF 89 1 SAFE F FF 90 C FF 91 3-3 ③ K			C SI 86 F SI 87 D CH 70 X SI 85 1-2 ① F8		4	1	1	1	0	1	5
44 Roy Oswalt, R (1, 1) OBP: 0.200, SLG: 0.111 57 David Herndon, R (7, 1) 15 John Mayberry Jr., R (7, 9) OBP: 0.444, SLG: 0.438		B FF 95 S FF 94 F FF 93 B CH 86 C SI 94 2-3 ② K	C FC 90 B SL 86 X FF 93 1-1 G1-3			B FF 88 X FF 88 1-0 ① F9		B SI 86 F SL 81 X SL 82 1-1 8 BB 1-2 1B		3	0	0	0	0	1	0
										0	0	0	0	0	0	0
										1	0	1	0	0	0	0

Inning Stats	1	2	3	4	5	6	7	8	9
	R: 0 E: 1 K: 2 S: 17	H: 1 LOB: 2 BB: 0 P: 26	R: 2 E: 0 K: 2 S: 12	H: 2 LOB: 0 BB: 0 P: 17	R: 1 E: 1 K: 1 S: 13	H: 1 LOB: 3 BB: 2 P: 28	R: 0 E: 0 K: 2 S: 12	H: 0 LOB: 2 BB: 2 P: 23	R: 0 E: 0 K: 2 S: 15	H: 0 LOB: 1 BB: 1 P: 25	R: 0 E: 0 K: 0 S: 7	H: 1 LOB: 1 BB: 0 P: 13	R: 0 E: 0 K: 1 S: 8	H: 0 LOB: 0 BB: 0 P: 10	R: 0 E: 0 K: 0 S: 10	H: 2 LOB: 2 BB: 1 P: 19	R: 0 E: 0 K: 0 S: 8	H: 0 LOB: 1 BB: 1 P: 13

AB	34
R	3
H	7
RBI	3
BB	7
SO	10
LOB	24

PITCHER		IP	WLS	BF	H	R	ER	SO	BB	IBB	HBP	BLK	WP	HR	S	P	ERA	WHIP	PITCHER	IP	WLS	BF	H	R	ER	SO	BB	IBB	HBP	BLK	WP	HR	S	P	ERA	WHIP
38 Mat Latos, R ERA: 5.94	(1, 1)	4.1	L	24	4	3	3	7	5	0	0	0	0	2	60	107	6.23	2.077																	
52 Cory Luebke, L ERA: 7.45	(5, 1)	2.2		9	1	0	0	3	0	0	0	0	0	0	24	35	0.00	0.375																	
34 Pat Neshek, R ERA: 2.25	(8, 1)	1.0		5	2	0	0	0	1	0	0	0	0	0	10	19	0.00	3.000																	
50 Chad Qualls, R ERA: 2.79	(9, 1)	1.0		4	0	0	0	0	1	0	0	0	0	0	8	13	0.00	1.000																	

PITCHER	IP	WLS	BF	H	R	ER	SO	BB	IBB	HBP	BLK	WP	HR	S	P	ERA	WHIP	PITCHER	IP	WLS	BF	H	R	ER	SO	BB	IBB	HBP	BLK	WP	HR	S	P	ERA	WHIP

1B: 5	SF: 1	WP: 0	PA: 42
2B: 0	SAC: 0	PB: 0	
3B: 0	DP: 1	SB: 3	
HR: 2	HBP: 0	CS: 0	

BOTTOM

Batter	1	2	3	4	5	6	7	8	9	AB	R	H	RBI	BB	SO	LOB
8 Jason Bartlett, R (1, 6) OBP: 0.323, SLG: 0.246	B FF 90 B FF 90 B FF 90 C FF 89 C FF 90 F FF 90 F CH 82 B FF 92 4-2 7 S BB		C FC 82 F SI 91 B FF 92 B CH 84 B SI 92 X FF 92 3-2 ② G1-3			C SL 80 F SI 89 B CU 75 B SI 89 F FF 89 F FF 91 X FC 82 2-2 ① G5-3		B FF 94 X CH 86 1-0 1B		3	0	1	0	1	0	0
1 Orlando Hudson, S (1, 4) OBP: 0.364, SLG: 0.290	C SI 90 C FF 91 F CH 83 C FF 86 0-3 ① K		B CH 84 F CH 83 B SI 92 F SI 92 X FF 92 2-2 ③ G4-3			B CU 71 F CH 82 X FF 91 1-1 ② G4-3		B FF 92 F FF 93 B FF 94 F FF 93 C FF 92 2-3 ① K		4	0	0	0	0	2	2
3 Jorge Cantu, R (1, 3) OBP: 0.216, SLG: 0.239	1 SAFE F FF 91 X FC 85 0-1 ② L8			C FF 90 S CH 81 B CH 80 F FF 91 F CU 66 F CH 80 F FF 92 F CH 81 F FF 92 2-3 ① K		C FF 92 F FF 92 X SL 79 0-2 ③ G1-3		B FF 92 B CH 86 X FF 92 2-0 ② F7		4	0	0	0	0	1	2
7 Chase Headley, S (1, 5) 34 Pat Neshek, S (8, 1) 9 Eric Patterson, L (8, PH) OBP: 0.167, SLG: 0.133 50 Chad Qualls, R (9, 1)	B CH 83 B SI 91 F CH 83 X CH 82 2-1 ③ F7 1-2			C CH 82 B FF 92 C SI 92 B FC 84 B CH 82 F FF 92 S FF 90 3-3 ② K			X SI 91 0-0 ① G4-3	F FF 93 C FF 91 B SL 84 C FF 93 1-3 ③ K		3 0 1 0	0 0 0 0	0 0 0 0	0 0 0 0	1 0 1 0	1 0 1 0
47 Ryan Ludwick, R (1, 7) OBP: 0.297, SLG: 0.328		B SI 91 B FF 91 X FF 92 2-0 ① F9		B SI 91 X CH 81 1-0 ③ L5			C SI 92 B SI 92 S SL 84 F SL 83 B SI 93 X SI 92 2-2 ② G4-3		B SL 86 B SL 87 C SI 91 F SI 91 X FF 92 2-2 ① F7	4	0	0	0	0	0	0
4 Nick Hundley, R (1, 2) OBP: 0.403, SLG: 0.559		B FF 93 F FF 93 S CH 84 F CH 82 B FF 93 B CU 71 B SI 93 4-2 BB			C FF 89 B FF 90 F FF 90 B CU 76 F FF 91 F CH 81 B SI 92 X FF 91 3-2 ① F9		F SI 91 C SI 93 X SL 84 0-2 25 BB 24 BB 1B		B SL 86 C SL 86 X FF 93 1-1 ② G6-3	3	0	1	0	1	0	0
24 Cameron Maybin, R (1, 8) OBP: 0.329, SLG: 0.492		X FF 92 0-0 ② F9			S FF 90 C SI 91 F CU 71 S FF 91 0-3 ② K		B SL 83 S SL 81 D SI 92 B SI 92 B SI 92 4-1 25 BB 1-2 BB		B SL 87 B SL 86 C SI 91 B FF 92 C SI 91 F SI 92 X SI 92 3-2 2B	3	0	1	0	1	1	1
13 Chris Denorfia, R (1, 9) OBP: 0.395, SLG: 0.529 25 Will Venable, L (7, PH) OBP: 0.274, SLG: 0.173 (8, 9)		F FF 92 1 SAFE S SI 92 S SL 79 0-3 ③ K			C FC 81 S FF 91 B FF 92 F FF 92 B FF 91 F CH 80 B FF 90 X FF 91 3-2 1B		C FF 91 B SL 86 S FF 93 B SL 83 B FF 93 B SI 94 4-2 1-2 2-3 BB		B SL 86 B SL 87 B SI 91 C SI 91 D SI 91 4-1 BB	2 0	0 0	1 0	0 0	0 2	1 0	1 0
38 Mat Latos, R (1, 1) 52 Cory Luebke, R (5, 1) 14 Alberto Gonzalez, R (7, PH) OBP: 0.292, SLG: 0.381 (8, 5) 11 Brad Hawpe, L (9, PH) OBP: 0.170, SLG: 0.140			C FF 89 C SI 91 B CU 76 S FF 90 1-3 ① K		C FF 89 S FF 90 S FF 91 0-3 ③ K		C FF 94 S FF 94 X FF 93 0-2 ③ F9		C SL 87 B FS 78 B SL 88 C SI 92 D SL 88 C SL 88 3-3 ③ K	1 1 1 1	0 0 0 0	0 0 0 0	0 0 0 0	0 0 0 0	1 1 0 1	0 1 3 2
Inning Stats	R: 0 E: 0 K: 1 S: 12 H: 0 LOB: 1 BB: 1 P: 18	R: 0 E: 0 K: 1 S: 8 H: 0 LOB: 1 BB: 1 P: 14	R: 0 E: 0 K: 1 S: 9 H: 0 LOB: 0 BB: 0 P: 15	R: 0 E: 0 K: 2 S: 17 H: 0 LOB: 0 BB: 0 P: 23	R: 0 E: 0 K: 2 S: 17 H: 1 LOB: 1 BB: 0 P: 23	R: 0 E: 0 K: 0 S: 10 H: 0 LOB: 0 BB: 0 P: 13	R: 0 E: 0 K: 0 S: 14 H: 1 LOB: 3 BB: 2 P: 24	R: 0 E: 0 K: 2 S: 8 H: 1 LOB: 1 BB: 0 P: 14	R: 0 E: 0 K: 1 S: 13 H: 1 LOB: 2 BB: 1 P: 26	1B: 3 2B: 1 3B: 0 HR: 0 SF: 0 SAC: 0 DP: 0 HBP: 0						WP: 0 PB: 0 SB: 1 CS: 0 PA: 36

PITCHER		IP	WLS	BF	H	R	ER	SO	BB	IBB	HBP	BLK	WP	HR	S	P	ERA	WHIP
44 Roy Oswalt, R ERA: 1.88	(1, 1)	6.0	W	21	1	0	0	7	2	0	0	0	0	0	73	106	0.00	0.500
57 David Herndon, R ERA: 8.22	(7, 1)	0.2	H	4	1	0	0	0	1	0	0	0	0	0	9	15	0.00	3.000
37 Antonio Bastardo, L ERA:	(7, 1)	1.1	H	6	1	0	0	2	1	0	0	0	0	0	13	23	0.00	1.500
52 Jose Contreras, R ERA:	(9, 1)	1.0	S	5	1	0	0	1	1	0	0	0	0	0	13	26	0.00	2.000

PITCHER	IP	WLS	BF	H	R	ER	SO	BB	IBB	HBP	BLK	WP	HR	S	P	ERA	WHIP

Philadelphia Phillies @ San Diego Padres

PETCO Park, San Diego, CA

Thu Apr 21 2011, 10:08 PM - 1:23 AM EDT

Att. 27,056 - Partly Cloudy - 63 F

livebaseballscorecards.com

AB	31
R	0
H	4
RBI	0
BB	5
SO	10
LOB	14

Philadelphia Phillies @ San Diego Padres

PETCO Park, San Diego, CA

Fri Apr 22 2011, 10:07 PM - 12:22 AM EDT

Att. 33,572 - Partly Cloudy - 63 F

livebaseballscorecards.com

TOP

Batter	1	2	3	4	5	6	7	8	9	AB	R	H	RBI	BB	SO	LOB
8 Shane Victorino, S (1, 8) OBP: 0.378, SLG: 0.486	C FF 91 C FF 90 F FF 93 B SL 85 F SL 85 X FF 92 1-2 6 1B 1B		B FF 90 C SL 85 B CH 85 1 SAFE F SL 85 B FF 92 F CH 84 F SL 85 F FF 92 4-2 F FF 91 B SI 92 1-2 6 WP 27 BB 6 3B BB		C FF 88 X FF 88 0-1 P6		C SL 85 B FF 90 S FF 90 X CH 84 1-2 P4			3	1	1	0	1	0	1
27 Placido Polanco, R (1, 5) OBP: 0.419, SLG: 0.487	C SL 86 F FF 90 X FF 93 0-2 F7		B CH 83 B SL 85 B SL 84 B FF 90 4-0 6 WP 6 3B 1-2 BB		C SL 84 B FF 89 B CH 82 B SI 89 F SL 84 F SL 84 F FF 91 X FF 89 3-2 F9			B CH 80 F FF 89 B FF 89 X FF 88 2-1 6 FC4-6 11 BB 1B		3	1	1	0	1	0	1
11 Jimmy Rollins, S (1, 6) OBP: 0.321, SLG: 0.303	1 SAFE S CH 83 B FF 92 B CH 84 S SL 86 C FF 92 2-3 K		X FF 90 0-0 F8		C FF 90 B SL 86 X FF 88 1-1 F8			B SL 86 D CH 82 B SL 82 C FF 89 S SL 83 1 SAFE B SL 84 4-2 6 FC4-6 1-2 BB		3	0	0	0	1	1	3
6 Ryan Howard, L (1, 3) OBP: 0.337, SLG: 0.500	F SL 86 X FF 93 0-1 1-3 1B		C FF 91 F SL 86 B SL 84 X SL 84 1-2 1-H 2-H 3B			X SL 84 0-0 G4-3		X SI 90 0-0 FC4-6 1-2f 2-3		4	0	2	2	0	0	2
10 Ben Francisco, R (1, 9) OBP: 0.303, SLG: 0.397	C CH 84 F FF 90 F FF 94 X FF 94 0-2 F9		X FF 91 0-0 P3			C FF 90 B FF 90 X CH 83 1-1 G1-3		C FF 90 F SI 92 F FF 92 F FF 93 F SI 93 F SI 93 F SL 77 T SL 80 0-2 K		4	0	0	0	0	1	5
29 Raul Ibanez, L (1, 7) OBP: 0.278, SLG: 0.268		C FF 89 B FF 91 S SL 85 S SL 86 1-3 K	F CU 73 F FF 90 B FF 93 C FF 90 1-3 K			C FF 91 X FF 92 0-1 G1-3		B SI 92 X FF 91 1-0 P4		4	0	0	0	0	2	2
51 Carlos Ruiz, R (1, 2) OBP: 0.333, SLG: 0.418		F FF 89 B SL 87 C CH 85 F FF 94 X CH 84 1-2 G1-3	B CH 82 B FF 89 B FF 90 B SI 88 4-0 21 FC5-4 BB				B CH 81 X SL 85 1-0 P6		B SL 76 X SI 91 1-0 P5	3	0	0	0	1	0	0
21 Wilson Valdez, R (1, 4) OBP: 0.316, SLG: 0.321		F FF 90 X CH 82 0-1 G5-3	1 SAFE C SL 85 X SL 85 0-1 FC5-4 1-2f				C FF 88 B CH 83 X SL 86 1-1 G5-3		F FF 92 B FF 93 F SI 93 B SI 94 B SI 93 F FF 91 X SI 92 3-2 P4	4	0	0	0	0	0	1
35 Cole Hamels, L (1, 1) OBP: 0.286, SLG: 0.286 7 Ross Gload, L (9, PH) OBP: 0.231, SLG: 0.231 46 Ryan Madson, L (9, 1)			C FF 89 B SL 84 X FF 90 1-1 8 CS 1B	B FF 90 1 SAFE B FF 91 C FF 90 S FF 90 S SI 92 2-3 K			C FF 89 X FF 91 0-1 1B		X SI 92 0-0 F7	3	0	2	0	0	1	1
										1	0	0	0	0	0	0
										0	0	0	0	0	0	0

Inning Stats																								
	R: 0	H: 2	R: 0	H: 0	R: 2	H: 2	R: 0	H: 0	R: 0	H: 0	R: 0	H: 0	R: 0	H: 1	R: 0	H: 1	R: 0	H: 0	1B: 5	SF: 0	WP: 1	PA: 36		
	E: 0	LOB: 2	E: 0	LOB: 0	E: 0	LOB: 1	E: 0	LOB: 1	E: 0	LOB: 0	E: 0	LOB: 0	E: 0	LOB: 1	E: 0	LOB: 2	E: 0	LOB: 0	2B: 0	SAC: 0	PB: 0			
	K: 1	BB: 0	K: 1	BB: 0	K: 0	BB: 1	K: 2	BB: 1	K: 0	BB: 0	K: 0	BB: 0	K: 0	BB: 0	K: 1	BB: 1	K: 0	BB: 0	3B: 1	DP: 0	SB: 0			
	S: 17	P: 20	S: 9	P: 11	S: 13	P: 23	S: 8	P: 15	S: 9	P: 13	S: 5	P: 6	S: 8	P: 11	S: 14	P: 21	S: 6	P: 10	HR: 0	HBP: 0	CS: 1			

PITCHER		IP	WLS	BF	H	R	ER	SO	BB	IBB	HBP	BLK	WP	HR	S	P	ERA	WHIP
33 Clayton Richard, L ERA: 3.95	(1, 1)	7.1	L	31	6	2	2	4	4	0	0	0	1	0	74	110	2.46	1.364
39 Ernesto Frieri, R ERA: 1.59	(8, 1)	1.2		5	0	0	0	1	0	0	0	0	0	0	15	20	0.00	0.000

PITCHER	IP	WLS	BF	H	R	ER	SO	BB	IBB	HBP	BLK	WP	HR	S	P	ERA	WHIP

AB	32
R	2
H	6
RBI	2
BB	4
SO	5
LOB	16

BOTTOM

Philadelphia Phillies @ San Diego Padres

PETCO Park, San Diego, CA

Fri Apr 22 2011, 10:07 PM - 12:22 AM EDT

Att. 33,572 - Partly Cloudy - 63 F

livebaseballscorecards.com

Batter	1	2	3	4	5	6	7	8	9	AB	R	H	RBI	BB	SO	LOB
8 Jason Bartlett, R (1, 6) OBP: 0.304, SLG: 0.230	B FF 90 F FF 92 B CU 76 X FF 89 2-1 ① G5-3		B FC 90 C FF 92 C FF 89 X CH 83 1-2 ① G5-3		F FF 91 B FC 90 F FF 92 F FF 90 X CH 84 1-2 ② P6			C FC 86 S CH 81 F CH 82 D CH 82 S CH 82 1-3 ① K		4	0	0	0	0	1	1
1 Orlando Hudson, S (1, 4) OBP: 0.358, SLG: 0.288	B FF 93 C CH 83 X CU 77 1-1 ② G6-3		B CU 75 B FF 92 B FF 92 C FF 92 F FF 92 X FF 92 3-2 3 G6-3 1B		C FF 92 F FF 89 B FF 94 F FF 92 B CH 86 S CH 84 2-3 ③ K			B FF 89 C FF 90 B FF 90 B FC 89 T CH 83 F CH 83 C FF 90 3-3 ② K		4	0	1	0	0	2	1
3 Jorge Cantu, R (1, 3) OBP: 0.200, SLG: 0.220	B CH 83 C FF 93 B FF 91 S CH 85 X FF 95 2-2 ③ G4-3		B FC 90 C FF 93 F FF 93 B FF 93 X FC 90 2-2 ② G6-3 1-2			C CU 74 S CH 82 F CU 76 T CH 84 0-2 ① K		C FF 90 X FF 89 0-1 ③ G4-3		4	0	0	0	0	1	2
4 Nick Hundley, R (1, 2) OBP: 0.380, SLG: 0.524		S CH 82 C CU 76 X FC 89 0-2 ① G6-3	C FF 93 D CH 83 F FF 93 S CH 84 1-3 ③ K			B FC 89 S CH 82 X FC 88 1-1 ② F7			B SI 93 C CH 84 B FC 92 B FF 95 F FF 92 X FF 95 3-2 ① G6-3	4	0	0	0	0	1	1
47 Ryan Ludwick, R (1, 7) OBP: 0.295, SLG: 0.313		B FF 93 C FF 92 F FF 90 B FF 94 F FF 94 B CH 87 B FF 94 4-2 24 2B BB		X FF 89 0-0 ① P4		C CH 83 S CU 76 X FF 93 0-2 ③ P3			F FF 95 F FF 94 B CH 83 F FF 96 B FF 93 S CH 85 2-3 ② K	3	0	0	0	1	1	0
24 Cameron Maybin, R (1, 8) OBP: 0.325, SLG: 0.493		B CH 83 B FF 91 X CH 84 2-0 1-3 2B		C FF 92 B CU 77 F CU 76 S FF 93 1-3 ② K			S CH 81 B FF 91 C FF 90 B FC 88 X FF 91 2-2 ① P4		B FC 92 C FF 94 B FC 92 S FF 94 X FF 95 2-2 ③ G4-3	4	0	1	0	0	1	0
25 Will Venable, L (1, 9) OBP: 0.292, SLG: 0.185		B FC 91 S FF 90 D CH 84 F FC 89 F FC 91 D CU 79 T CH 85 3-2 ② K		B FF 91 S CH 84 C CU 77 B FF 90 B FF 94 F FF 92 B FF 93 4-2 BB			B CU 74 X FF 90 1-0 14 G6-4-3 1B			2	0	1	0	1	1	2
14 Alberto Gonzalez, R (1, 5) OBP: 0.296, SLG: 0.348 39 Ernesto Frieri, R (8, 1)		I IN 58 I IN 62 I IN 63 I IN 64 4-0 IBB		C CU 75 T CU 76 F FF 93 X FF 92 0-2 ③ G6-3			C CH 80 X FF 89 0-1 ② ③ G6-4-3 1-2f			2 0	0 0	0 0	0 0	1 0	0 0	2 0
33 Clayton Richard, L (1, 1) 7 Chase Headley, S (8, 5) OBP: 0.359, SLG: 0.369		C FF 89 B FF 90 X FF 89 1-1 ③ L6			B FF 84 C FF 90 F CH 82 B FC 88 S FF 93 2-3 ① K			C CH 87 F CU 74 X CU 74 0-2 1B		2 1	0 0	0 1	0 0	0 0	1 0	3 0
Inning Stats	R: 0 E: 0 K: 0 S: 7 H: 0 LOB: 0 BB: 0 P: 12	R: 0 E: 0 K: 1 S: 13 H: 1 LOB: 3 BB: 2 P: 27	R: 0 E: 0 K: 1 S: 12 H: 1 LOB: 1 BB: 0 P: 19	R: 0 E: 0 K: 1 S: 11 H: 0 LOB: 1 BB: 1 P: 16	R: 0 E: 0 K: 2 S: 11 H: 0 LOB: 0 BB: 0 P: 16	R: 0 E: 0 K: 1 S: 9 H: 0 LOB: 0 BB: 0 P: 10	R: 0 E: 0 K: 0 S: 6 H: 1 LOB: 0 BB: 0 P: 9	R: 0 E: 0 K: 2 S: 13 H: 1 LOB: 1 BB: 0 P: 17	R: 0 E: 0 K: 1 S: 10 H: 0 LOB: 0 BB: 0 P: 17	1B: 3 2B: 1 3B: 0 HR: 0	SF: 0 SAC: 0 DP: 1 HBP: 0			WP: 0 PB: 0 SB: 0 CS: 0	PA: 33		

	AB	30
	R	0
	H	4
	RBI	0
	BB	3
	SO	9
	LOB	12

PITCHER		IP	WLS	BF	H	R	ER	SO	BB	IBB	HBP	BLK	WP	HR	S	P	ERA	WHIP
35 Cole Hamels, L ERA: 2.92	(1, 1)	8.0	W	30	4	0	0	8	2	1	0	0	0	0	82	126	0.00	0.750
46 Ryan Madson, R ERA: 1.13	(9, 1)	1.0	S	3	0	0	0	1	0	0	0	0	0	0	10	17	0.00	0.000

PITCHER	IP	WLS	BF	H	R	ER	SO	BB	IBB	HBP	BLK	WP	HR	S	P	ERA	WHIP

Batter	1	2	3	4	5	6	7	8	9	10	11	AB	R	H	RBI	BB	SO	LOB
8 Shane Victorino, S (1, 8) OBP: 0.360, SLG: 0.462	B SI 92 X SI 92 1-0 G5-3 ①		B SL 85 C SI 89 1 SAFE C SL 85 B CH 79 B SL 87 X SL 86 3-2 G3-1 ③ 1-2			B FF 87 C CH 79 F SL 85 B SL 87 C SI 91 2-3 K ①		C FF 91 B SL 88 C SL 88 S SL 88 1-3 K ②			X SI 92 0-0 SH1-4 ① 1-2	4	0	0	0	0	2	1
5 Pete Orr, L (1, 4) OBP: 0.364, SLG: 0.381	C SI 92 X SI 88 0-1 G4-3 ②			C CH 81 B SL 87 X SI 90 1-1 L7 ①		B CU 76 B SL 85 F SL 85 F SI 90 X CU 76 2-2 11 1B 2B		B SL 87 X CH 84 1-0 F8 ③			B SI 92 T SL 88 F SL 86 X SL 91 1-2 G6-3 ② 2-3	5	1	1	0	0	0	1
11 Jimmy Rollins, S (1, 6) OBP: 0.337, SLG: 0.304	C SI 92 B SI 94 C CU 79 X CU 77 1-2 F7 ③			B CU 75 B SI 91 B SL 85 B FF 90 4-0 10 3B BB		C SI 90 X SL 85 0-1 10 FC5-4 2-H 1B			B CU 79 B FF 92 B FF 90 C FF 89 X FF 90 3-1 F9 ①		I IN 76 I IN 74 I IN 73 4-0 6 2B IBB	3	2	1	1	2	0	0
6 Ryan Howard, L (1, 3) OBP: 0.330, SLG: 0.494		C SI 92 B SL 85 C CU 76 C SI 91 1-3 K ①		F SL 83 F SL 85 S SL 86 0-3 K ②		B SL 86 B SL 84 F SL 84 B SI 89 S SL 85 F SL 85 T SI 90 3-2 K ②			B FF 94 B CU 81 C CU 81 S CU 83 B FF 94 S CU 83 3-3 K ②		C SL 80 X FF 89 0-1 10 1B 1-H 3-H 2B	5	0	1	2	0	4	2
10 Ben Francisco, R (1, 9) OBP: 0.309, SLG: 0.425		C SI 92 X SI 92 0-1 F8 ②		B SI 88 L CH 81 B CH 80 X SI 91 2-1 3B 1-H		S CH 78 X SI 90 0-1 FC5-4 1-2f			C FF 93 S CU 84 X FF 94 0-2 G4-3 ③		B FF 91 C SL 80 T SL 81 X SL 82 1-2 1B 2-H	5	0	2	1	0	0	1
29 Raul Ibanez, L (1, 7) OBP: 0.265, SLG: 0.253		B CU 77 B SI 91 F SI 92 B SI 92 X SI 91 3-1 G3 ③		T SI 91 F SL 87 B SI 91 B SL 86 B SI 92 S SL 86 3-3 K ③			B SI 89 X SI 89 1-0 G4-1 ①			X SI 91 0-0 L7 ①		4	0	0	0	0	1	1
23 Brian Schneider, L (1, 2) OBP: 0.125, SLG: 0.500			B SI 90 F SL 86 F SL 86 C SI 90 1-3 K ①		C SL 85 C FF 90 B CU 76 F SL 86 F CH 82 X SI 92 1-2 L7 ①		C FF 89 S SL 84 S SL 84 0-3 K ②			B SL 83 F SI 91 F SL 85 C SL 87 1-3 K ②		4	0	0	0	0	3	0
21 Wilson Valdez, R (1, 5) OBP: 0.311, SLG: 0.316 38 Kyle Kendrick, R (10, 1) OBP: 0.500, SLG: 0.500 46 Ryan Madson, L (11, 1)			C CH 79 B SL 87 X SI 90 1-1 8 S 1B		B FF 91 C SI 91 F SL 86 X CH 81 1-2 G6-3 ②		S SL 85 S SL 85 X SL 85 0-2 G5-3 ③			B SI 92 S SI 91 S SI 92 B SL 88 X SI 92 2-2 G6-3 ③		4	0	1	0	0	0	0
												0	0	0	0	0	0	0
												0	0	0	0	0	0	0
56 Joe Blanton, R (1, 1) OBP: 0.143, SLG: 0.143 7 Ross Gload, L (8, PH) OBP: 0.214, SLG: 0.214 55 Danys Baez, R (8, 1) 37 Antonio Bastardo, R (9, 1) 27 Placido Polanco, R (10, 5) OBP: 0.425, SLG: 0.494			B SI 89 B SI 90 M SI 88 B SI 89 F FF 90 M FF 90 3-3 K ②		C SL 85 B CU 77 C SI 91 F SL 88 B SI 91 X SL 86 2-2 L1 ③			B SL 87 C SL 87 F SL 88 F SI 94 X CH 83 1-2 G3 ①		C SI 91 X SI 92 0-1 5 G6-3 8 SH1-4 6 2B 1B	2	0	0	0	0	1	1
												1	0	0	0	0	0	0
												0	0	0	0	0	0	0
												0	0	0	0	0	0	0
												1	1	1	0	0	0	0
Inning Stats	R: 0 E: 0 K: 0 S: 6 H: 0 LOB: 0 BB: 0 P: 8	R: 0 E: 0 K: 1 S: 7 H: 0 LOB: 0 BB: 0 P: 11	R: 0 E: 0 K: 2 S: 11 H: 1 LOB: 1 BB: 0 P: 19	R: 1 E: 0 K: 2 S: 10 H: 1 LOB: 1 BB: 1 P: 20	R: 0 E: 0 K: 0 S: 12 H: 0 LOB: 0 BB: 0 P: 16	R: 1 E: 0 K: 2 S: 14 H: 2 LOB: 1 BB: 0 P: 21	R: 0 E: 0 K: 1 S: 7 H: 0 LOB: 0 BB: 0 P: 8	R: 0 E: 0 K: 1 S: 8 H: 0 LOB: 0 BB: 0 P: 11	R: 0 E: 0 K: 1 S: 8 H: 0 LOB: 0 BB: 0 P: 14	R: 0 E: 0 K: 1 S: 8 H: 0 LOB: 0 BB: 0 P: 11	R: 2 E: 0 K: 0 S: 11 H: 3 LOB: 2 BB: 1 P: 17	1B: 4 2B: 2 3B: 1 HR: 0 SF: 0 SAC: 1 DP: 0 HBP: 0	WP: 0 PB: 0 SB: 1 CS: 0 PA: 41					

PITCHER		IP	WLS	BF	H	R	ER	SO	BB	IBB	HBP	BLK	WP	HR	S	P	ERA	WHIP
46 Tim Stauffer, R ERA: 3.21	(1, 1)	6.0		23	4	2	2	7	1	0	0	0	0	0	60	95	3.00	0.833
57 Luke Gregerson, R ERA: 1.74	(7, 1)	1.0		3	0	0	0	1	0	0	0	0	0	0	7	8	0.00	0.000
37 Mike Adams, R ERA: 0.82	(8, 1)	1.0		3	0	0	0	1	0	0	0	0	0	0	8	11	0.00	0.000
21 Heath Bell, R ERA: 1.0	(9, 1)	1.0		3	0	0	0	1	0	0	0	0	0	0	8	14	0.00	0.000
50 Chad Qualls, R ERA: 3.97	(10, 1)	1.2	L	7	1	2	2	1	0	1	0	0	0	0	14	22	10.80	0.600

PITCHER		IP	WLS	BF	H	R	ER	SO	BB	IBB	HBP	BLK	WP	HR	S	P	ERA	WHIP
52 Cory Luebke, L ERA: 7.2	(11, 1)	0.1		2	2	0	0	0	0	0	0	0	0	0	5	6	0.00	6.000

TOP

Philadelphia Phillies @ San Diego Padres

PETCO Park, San Diego, CA

Sat Apr 23 2011, 8:36 PM - 11:25 PM EDT

Att. 40,038 - Clear - 66 F

livebaseballscorecards.com

AB	38
R	4
H	7
RBI	4
BB	2
SO	11
LOB	7

Batter	1	2	3	4	5	6	7	8	9	10	11	AB	R	H	RBI	BB	SO	LOB
24 Cameron Maybin, R (1, 8) OBP: 0.341, SLG: 0.493	X SI 88 0-0 8 3B 1B	B SL 81 F CH 81 B CH 80 C FC 85 B CU 76 B CH 81 4-2 8 FC6-4 BB			C FF 86 B FF 86 L SL 83 B CU 74 X CH 80 2-2 1 G4-3 8 G6-3 4 2B 1B		C CU 78 C SI 87 B CU 73 X SI 87 1-2 ② G1-3			C SI 89 B SI 89 S SI 89 X FC 90 1-2 ① F8		4	2	2	0	1	0	0
8 Jason Bartlett, R (1, 6) OBP: 0.311, SLG: 0.273	B SI 89 X SI 88 1-0 1-H 4 FC1-5-2 3B	B FC 87 F FC 85 F SI 89 B FC 85 X FF 88 2-2 ③ FC6-4 1-2f			B SI 88 1 SAFE 1 SAFE B FC 87 X SI 88 2-0 ① G6-3 1-2		X SI 86 0-0 1B			C FC 88 B FC 88 F SI 90 X SI 90 1-2 ② G4-3		5	0	2	1	0	0	3
1 Orlando Hudson, S (1, 4) OBP: 0.349, SLG: 0.271 52 Cory Luebke, R (11, 1)	F FC 86 B SI 91 B CH 81 F CH 83 B SI 86 B SI 89 4-2 4 FC1-5-2 BB		X FF 87 0-0 ① G6-3		B FC 86 X CH 81 1-0 ② G4-3 2-3		C SI 87 1 SAFE F SI 88 B SL 82 T SI 90 1-2 ③ K			T SI 90 X CH 84 0-1 ③ G4-3		4	0	0	0	1	1	2
												0	0	0	0	0	0	0
4 Nick Hundley, R (1, 2) OBP: 0.368, SLG: 0.515	X FF 86 0-0 ① FC1-5-2 1-3 3-H		C SI 87 B SI 87 S SL 83 B SI 90 B CH 82 C FF 88 3-3 ② K		F FC 86 X SI 90 0-1 3-H 2B			B SI 93 C SI 91 B SI 93 X SI 91 2-1 ① F9			B FF 94 X FF 94 1-0 ① G6-3	5	0	1	1	0	1	2
3 Jorge Cantu, R (1, 5) OBP: 0.200, SLG: 0.218	C CU 76 X CU 75 0-1 ② F9		C SI 88 B SI 89 X FC 85 1-1 1B		S SL 80 B SI 89 X SI 89 1-1 ③ F9			B CU 75 F CU 77 F SI 92 X SI 94 1-2 ② G4-3			C SI 94 B CH 82 S CH 84 B CH 83 F FF 95 X FF 95 2-2 ② F8	5	0	1	0	0	0	3
47 Ryan Ludwick, R (1, 7) OBP: 0.301, SLG: 0.319	B CU 76 F SI 89 C FC 86 S CH 82 1-3 ③ K		C CU 75 X FF 87 0-1 ③ F8			X SL 82 0-0 11 G4-6-3 1B		B CU 78 B CU 78 C SI 92 X SI 93 2-1 ③ G1-3			X FF 95 0-0 1B	5	0	2	0	0	1	3
11 Brad Hawpe, L (1, 3) OBP: 0.154, SLG: 0.125		B FC 87 X FC 85 1-0 ① G4-3		F FC 85 F SL 83 B CU 74 B FC 86 X SL 84 2-2 ① G3		F FC 85 B CH 86 X CH 79 1-1 ① ② G4-6-3 1-2f			C FF 93 T FF 94 S SL 82 0-3 ① K		B CH 84 S FF 93 D CH 86 B FF 94 S FF 93 X FF 94 3-2 ③ F7	5	0	0	0	0	1	2
25 Will Venable, L (1, 9) OBP: 0.290, SLG: 0.190		B FC 84 B CH 82 F SI 89 B FF 88 X FF 88 3-1 46 SH5-4 1B		C SI 86 B FC 85 S CH 81 B SL 84 X SI 88 2-2 ② G4-3		B SI 86 S FC 84 X CH 80 1-1 ③ F7			C FF 93 B SL 85 S FF 93 B SL 84 S FF 94 2-3 ② K			4	0	1	0	0	1	0
46 Tim Stauffer, R (1, 1) 57 Luke Gregerson, L (7, 1) 9 Eric Patterson, L (7, PH) OBP: 0.158, SLG: 0.125 37 Mike Adams, R (8, 1) 21 Heath Bell, R (9, 1) 7 Chase Headley, S (9, PH) OBP: 0.354, SLG: 0.364 50 Chad Qualls, R (10, 1) 14 Alberto Gonzalez, R (11, 4) OBP: 0.296, SLG: 0.348		X CH 88 0-0 ② SH5-4 1-2		B SI 86 X SI 86 1-0 ③ G4-3			B SL 81 S CH 79 X CH 78 1-1 ① F9		B FF 93 C FF 94 B FF 94 F FF 94 F FF 94 F SL 83 B FF 93 S FF 95 3-3 ③ K			1 0 1 0 0 1 0 0	0 0 0 0 0 0 0 0	0 0 0 0 0 0 0 0	0 0 0 0 0 0 1 0	0 0 0 0 0 0 0 0	0 0 0 0 0 0 0 0	0 0 0 0 0 0 0 0
Inning Stats	R: 1 H: 2 E: 0 LOB: 2 K: 1 BB: 1 S: 10 P: 16	R: 0 H: 1 E: 0 LOB: 2 K: 0 BB: 1 S: 9 P: 19	R: 0 H: 1 E: 0 LOB: 1 K: 1 BB: 0 S: 8 P: 12	R: 0 H: 0 E: 0 LOB: 0 K: 0 BB: 0 S: 7 P: 12	R: 1 H: 2 E: 0 LOB: 1 K: 0 BB: 0 S: 9 P: 15	R: 0 H: 1 E: 0 LOB: 0 K: 0 BB: 0 S: 5 P: 7	R: 0 H: 1 E: 0 LOB: 1 K: 1 BB: 0 S: 9 P: 12	R: 0 H: 0 E: 0 LOB: 0 K: 0 BB: 0 S: 7 P: 12	R: 0 H: 0 E: 0 LOB: 0 K: 3 BB: 0 S: 11 P: 16	R: 0 H: 0 E: 0 LOB: 0 K: 0 BB: 0 S: 8 P: 10	R: 0 H: 1 E: 0 LOB: 1 K: 0 BB: 0 S: 9 P: 15	1B: 7 2B: 1 3B: 1 HR: 0	SF: 0 SAC: 1 DP: 1 HBP: 0					

PITCHER	IP	WLS	BF	H	R	ER	SO	BB	IBB	HBP	BLK	WP	HR	S	P	ERA	WHIP
56 Joe Blanton, R (1, 1) ERA: 5.92	7.0		30	8	2	2	3	2	0	0	0	0	0	57	93	2.57	1.429
55 Danys Baez, R (8, 1) ERA: 1.93	1.0		3	0	0	0	0	0	0	0	0	0	0	7	12	0.00	0.000
37 Antonio Bastardo, L (9, 1) ERA:	1.0		3	0	0	0	3	0	0	0	0	0	0	11	16	0.00	0.000
38 Kyle Kendrick, R (10, 1) ERA: 2.25	1.0	W	3	0	0	0	0	0	0	0	0	0	0	8	10	0.00	0.000
46 Ryan Madson, R (11, 1) ERA: 1.0	1.0	S	4	1	0	0	0	0	0	0	0	0	0	9	15	0.00	1.000

PITCHER	IP	WLS	BF	H	R	ER	SO	BB	IBB	HBP	BLK	WP	HR	S	P	ERA	WHIP

BOTTOM

Philadelphia Phillies @ San Diego Padres

PETCO Park, San Diego, CA

Sat Apr 23 2011, 8:36 PM - 11:25 PM EDT

Att. 40,038 - Clear - 66 F

livebaseballscorecards.com

AB	40
R	2
H	9
RBI	2
BB	2
SO	6
LOB	15

WP: 0	PA: 43
PB: 0	
SB: 0	
CS: 0	

Philadelphia Phillies @ San Diego Padres

PETCO Park, San Diego, CA

Sun Apr 24 2011, 4:05 PM - 6:15 PM EDT

Att. 24,031 - Partly Cloudy - 71 F

livebaseballscorecards.com

TOP

Batter	1	2	3	4	5	6	7	8	9	AB	R	H	RBI	BB	SO	LOB
8 Shane Victorino, S (1, 8) OBP: 0.352, SLG: 0.482	C FF 87 B CH 77 X FC 85 1-1 P3 ①		B CU 73 X SI 85 1-0 F7 ②		B CU 75 B CH 76 B SI 85 C FF 86 C FC 85 X FC 85 3-2 F9 ② 2-3		B SI 82 C SI 84 C FC 82 B FF 87 X FC 84 2-2 IHR		F FF 90 F SI 92 X SL 77 0-2 F9 ③	5	1	1	1	0	0	1
27 Placido Polanco, R (1, 5) OBP: 0.429, SLG: 0.488	B FF 87 B FF 84 B SI 85 B FF 87 4-0 6 F8 11 BB BB		B FF 87 X SI 86 1-0 L6 ③		D CH 75 B FC 86 C FC 85 X CU 74 2-1 G1-3 ③		B SI 87 F SI 84 B SI 88 F SI 87 X FC 84 2-2 11 G5-4-3 1B			3	0	1	0	1	0	1
11 Jimmy Rollins, S (1, 6) OBP: 0.344, SLG: 0.305	B CH 77 B FF 87 C FF 87 B FF 86 B FF 87 4-1 1-2 BB			B CU 73 B CH 75 X FF 85 2-0 P4 ①		C FF 84 X CH 73 0-1 6 1B 10 1B 1B	B SI 85 X FC 84 1-0 G5-4-3 ①② 1-2f			3	1	1	0	1	0	1
6 Ryan Howard, L (1, 3) OBP: 0.337, SLG: 0.494	X FC 84 0-0 F8 ② 2-3			B FF 85 B SI 85 X FC 81 2-0 10 BB 1B		B CH 75 X FF 86 1-0 10 1B 15 2B 1-3 1B	F CH 74 B CH 74 S CH 74 B CH 74 X FF 87 2-2 G4-1 ③			4	1	2	0	0	0	2
10 Ben Francisco, R (1, 9) OBP: 0.329, SLG: 0.434	C CU 74 X CH 75 0-1 G6-3 ③			B FC 82 B SI 85 B FC 83 B FF 85 4-0 1-2 BB		C FF 85 B SI 87 B CH 75 F FF 85 F FF 88 X CH 75 2-2 15 2B 7 FC6-2 1-2 3-H 1B		C FC 82 B FF 85 X FC 84 1-1 15 G6-4-3 1B		3	0	2	1	1	0	2
15 John Mayberry Jr., R (1, 7) OBP: 0.409, SLG: 0.450		B FF 83 X FF 86 1-0 F9 ①		C FC 83 S CH 75 D CH 74 S CH 73 1-3 K ②		F SI 87 F FC 83 X CH 75 0-2 7 FC6-2 1-3 2-H 2B		1 SAFE 1 SAFE 1 SAFE X FC 80 0-0 G6-4-3 ①② 1-2f		4	0	1	1	0	1	3
51 Carlos Ruiz, R (1, 2) OBP: 0.328, SLG: 0.397		C FF 86 F FF 84 B FC 84 B CH 76 C SI 88 2-3 K ②		B CU 73 C SI 87 X FC 82 1-1 F7 ③		I IN 63 I IN 65 I IN 65 I IN 66 4-0 7 FC6-2 IBB		C FF 87 B SI 86 F FF 83 B FF 87 B FF 88 F FF 87 F CU 76 F FC 83 X SI 88 3-2 F8 ③		3	0	0	0	1	1	2
7 Michael Martinez, S (1, 4) OBP: 0.250, SLG: 0.200		B FF 86 S CH 77 X SI 88 1-1 G6-3 ③			B CU 72 B SI 84 C FF 85 X SI 85 2-1 8 F9 34 SH1-4 1B	X CU 75 0-0 FC6-2 ① 34 G6-4-3 1-2 2-3 3-Hf			B FF 88 X FF 88 1-0 F8 ①	4	0	1	0	0	0	3
34 Roy Halladay, R (1, 1) OBP: 0.091, SLG: 0.091 37 Antonio Bastardo, R (9, 1)			B SI 84 X FF 86 1-0 F8 ①		X FF 84 0-0 SH1-4 ① 1-2	X FC 84 0-0 G6-4-3 ②③ 1-2f			B FF 88 S FF 89 S FF 90 S FF 91 1-3 K ②	3 0	0 0	0 0	0 0	0 0	1 0	3 0
Inning Stats	R: 0 E: 0 K: 0 S: 6 H: 0 LOB: 2 BB: 2 P: 15	R: 0 E: 0 K: 1 S: 6 H: 0 LOB: 0 BB: 0 P: 10	R: 0 E: 0 K: 0 S: 3 H: 0 LOB: 0 BB: 0 P: 6	R: 0 E: 0 K: 1 S: 7 H: 1 LOB: 2 BB: 1 P: 17	R: 0 E: 0 K: 0 S: 8 H: 1 LOB: 1 BB: 0 P: 15	R: 2 E: 0 K: 0 S: 12 H: 4 LOB: 2 BB: 1 P: 19	R: 1 E: 0 K: 0 S: 10 H: 2 LOB: 0 BB: 0 P: 17	R: 0 E: 0 K: 0 S: 9 H: 1 LOB: 0 BB: 0 P: 13	R: 0 E: 0 K: 1 S: 7 H: 0 LOB: 0 BB: 0 P: 9	1B: 7 2B: 1 3B: 0 HR: 1 SF: 0 SAC: 1 DP: 3 HBP: 0						

	AB	32
	R	3
	H	9
	RBI	3
	BB	4
	SO	3
	LOB	18

WP: 0 PA: 37
PB: 0
SB: 0
CS: 0

PITCHER		IP	WLS	BF	H	R	ER	SO	BB	IBB	HBP	BLK	WP	HR	S	P	ERA	WHIP
49 Wade LeBlanc, L	(1, 1)	8.0	L	34	9	3	3	2	3	1	0	0	0	0	61	112	3.38	1.500
ERA: 3.38																		
39 Ernesto Frieri, R	(9, 1)	1.0		3	0	0	0	1	0	0	0	0	0	0	7	9	0.00	0.000
ERA: 1.46																		

PITCHER	IP	WLS	BF	H	R	ER	SO	BB	IBB	HBP	BLK	WP	HR	S	P	ERA	WHIP

Batter	1	2	3	4	5	6	7	8	9	AB	R	H	RBI	BB	SO	LOB
24 Cameron Maybin, R (1, 8) OBP: 0.337, SLG: 0.481	B FC 92 C FC 91 C CH 82 F FC 92 B SI 92 S CH 83 2-3 K ①		C CU 77 T SI 92 B CU 78 F CH 85 S CU 79 1-3 K ②			X CH 80 0-0 B2-3 ①			X SI 90 0-0 8 FC2-6 1B	4	0	1	0	0	2	0
8 Jason Bartlett, R (1, 6) OBP: 0.308, SLG: 0.271	B SI 91 F SI 92 F SI 92 S CH 84 1-3 K ②		B CU 78 S CH 85 B SI 93 C FC 89 X SI 92 2-2 1B			C FC 91 T SI 91 C FC 90 0-3 K ②			T SI 91 C SI 90 X CH 82 0-2 FC2-6 ① 47 7 F8 1B 25 1B 1-2f	4	1	1	0	0	2	1
7 Chase Headley, S (1, 5) OBP: 0.361, SLG: 0.362	B FC 91 S CH 84 B FC 91 C FC 91 B FC 92 B SI 92 4-2 BB		B SI 93 B FC 91 F SI 93 F SI 92 X CU 78 2-2 P6 ③			B CU 76 S CU 76 S CH 82 B SI 91 C FC 91 2-3 K ③			B FC 90 S FC 90 B SI 91 F CH 83 X FC 90 2-2 25 1B 1-2 1B	3	0	1	0	1	1	1
47 Ryan Ludwick, R (1, 7) OBP: 0.287, SLG: 0.303	X SI 92 0-0 P3 ③			C CH 82 X FC 91 0-1 F7 ①			B SI 88 B FS 88 S FC 89 S SI 91 F CH 82 C FC 89 2-3 K ①		B CH 82 C CH 82 F CU 76 B SI 92 F FC 91 X SI 92 2-2 F8 ② 2-3	4	0	0	0	0	1	3
25 Will Venable, L (1, 9) OBP: 0.288, SLG: 0.194		C CH 83 S CH 82 B FC 92 F FC 91 F FC 92 S CU 77 1-3 K ①		F FC 89 X FC 90 0-1 G4-3 ②			F FC 91 B SI 92 F FC 90 F SI 90 F CH 82 F CU 78 F SI 93 C CH 82 1-3 K ②		C FC 90 X FC 91 0-1 1-2 3-H 1B	4	0	1	1	0	2	0
11 Brad Hawpe, L (1, 3) OBP: 0.145, SLG: 0.118 4 Nick Hundley, R (9, PH) OBP: 0.364, SLG: 0.507		S FC 91 F FC 92 B SI 93 B FC 92 F FC 92 B FC 92 S CH 84 3-3 K ②		F CU 76 X FC 90 0-1 P5 ③			C CH 83 F SI 92 F FC 91 B FC 92 S FC 91 1-3 K ③		X FF 93 0-0 F9 ③	3 1	0 0	0 0	0 0	0 0	2 0	0 2
32 Rob Johnson, R (1, 2) OBP: 0.421, SLG: 0.444		C FC 92 X CH 83 0-1 1B			C CU 75 F SI 90 B SI 90 B SI 92 B CU 79 S FC 91 3-3 K ①			C CU 76 B CH 80 B CU 77 B CU 76 F FC 88 C SI 90 3-3 K ①		3	0	1	0	0	2	0
9 Eric Patterson, L (1, 4) OBP: 0.136, SLG: 0.105		C SI 92 S SI 93 B FC 91 X CH 85 1-2 G3 ③			L SI 92 F CU 76 C FC 91 0-3 K ②			X CU 76 0-0 G3 ②		3	0	0	0	0	1	1
49 Wade LeBlanc, L (1, 1) 3 Jorge Cantu, R (8, PH) OBP: 0.197, SLG: 0.214 39 Ernesto Frieri, R (9, 1)			C FC 91 X SI 91 0-1 F8 ①		C FC 92 X CH 81 0-1 G4-3 ③			B FC 88 B CH 82 F FC 90 F FC 90 F FC 89 B CU 77 F CH 82 T SI 91 3-2 K ③		2 1 0	0 0 0	0 0 0	0 0 0	0 0 0	0 1 0	0 0 0
Inning Stats	R: 0 E: 0 K: 2 S: 10 H: 0 LOB: 1 BB: 1 P: 17	R: 0 E: 0 K: 2 S: 14 H: 1 LOB: 1 BB: 0 P: 19	R: 0 E: 0 K: 1 S: 12 H: 1 LOB: 1 BB: 0 P: 17	R: 0 E: 0 K: 0 S: 6 H: 0 LOB: 0 BB: 0 P: 6	R: 0 E: 0 K: 2 S: 8 H: 0 LOB: 0 BB: 0 P: 11	R: 0 E: 0 K: 2 S: 7 H: 0 LOB: 0 BB: 0 P: 9	R: 0 E: 0 K: 3 S: 15 H: 0 LOB: 0 BB: 0 P: 19	R: 0 E: 0 K: 2 S: 9 H: 0 LOB: 0 BB: 0 P: 15	R: 1 E: 0 K: 0 S: 14 H: 3 LOB: 2 BB: 0 P: 18	1B: 5 2B: 0 3B: 0 HR: 0	SF: 0 SAC: 0 DP: 0 HBP: 0				WP: 0 PB: 0 SB: 0 CS: 0	PA: 33	

PITCHER		IP	WLS	BF	H	R	ER	SO	BB	IBB	HBP	BLK	WP	HR	S	P	ERA	WHIP
34 Roy Halladay, R ERA: 2.41	(1, 1)	8.2	W	32	5	1	1	14	1	0	0	0	0	0	94	130	1.04	0.692
37 Antonio Bastardo, L ERA:	(9, 1)	0.1	S	1	0	0	0	0	0	0	0	0	0	0	1	1	0.00	0.000

PITCHER	IP	WLS	BF	H	R	ER	SO	BB	IBB	HBP	BLK	WP	HR	S	P	ERA	WHIP

BOTTOM

Philadelphia Phillies @ San Diego Padres

PETCO Park, San Diego, CA

Sun Apr 24 2011, 4:05 PM - 6:15 PM EDT

Att. 24,031 - Partly Cloudy - 71 F

livebaseballscorecards.com

AB	32
R	1
H	5
RBI	1
BB	1
SO	14
LOB	8

Batter	1	2	3	4	5	6	7	8	9	AB	R	H	RBI	BB	SO	LOB
8 Shane Victorino, S (1, 8) OBP: 0.337, SLG: 0.460	F FF 88 C FF 89 B SI 89 B KC 76 X FF 90 2-2 ① F7		C FF 90 S KC 79 S KC 79 0-3 ③ K			B CH 81 B FF 90 C FF 91 F FF 91 C FF 92 2-3 ② K			B FF 90 X CH 81 1-0 ① G1-4-3	4	0	0	0	0	2	0
27 Placido Polanco, R (1, 5) OBP: 0.432, SLG: 0.500	B FF 88 X FF 89 1-0 2B			C FF 88 B FF 89 F CH 79 X FF 88 1-2 ① G4-3		B FF 91 S CH 82 B SL 87 X FF 90 2-1 11 BLK 1B			B FF 92 X FF 90 1-0 ② F9	4	0	2	0	0	0	0
11 Jimmy Rollins, S (1, 6) OBP: 0.340, SLG: 0.302	C FF 90 B CH 80 B CH 81 C FF 90 F FF 91 S KC 79 2-3 ② K			F CH 80 F KC 77 X KC 78 0-2 10 FC6-4 1B		S FF 92 C FF 90 F FF 92 1 SAFE X KC 78 0-2 ③ G4-3 1-2			F CH 83 S KC 79 B KC 80 B KC 78 S KC 79 2-3 ③ K	4	0	1	0	0	2	2
6 Ryan Howard, L (1, 3) OBP: 0.326, SLG: 0.476	F FF 90 S FF 90 B FF 91 S KC 77 1-3 ③ K			1 SAFE B SI 89 1 SAFE F FF 89 B KC 77 1 SAFE X FF 90 2-1 ② F9			B KC 75 C KC 76 B KC 75 F SI 90 B KC 75 S FF 90 3-3 ① K			3	0	0	0	0	2	2
10 Ben Francisco, R (1, 9) OBP: 0.318, SLG: 0.418		C FF 87 X FF 88 0-1 ① F8		1 SAFE 1 SAFE F FF 89 1 SAFE B SL 85 S SL 84 1 SAFE F CH 81 X FF 92 1-2 ③ FC6-4 1-2f			X SL 84 0-0 ② G6-3			3	0	0	0	0	0	1
29 Raul Ibanez, L (1, 7) OBP: 0.256, SLG: 0.244		B FF 90 C FF 88 X CH 81 1-1 ② L8			B KC 73 B CH 78 B FF 89 C FF 89 X FF 90 3-1 ① G4-3		B SI 90 B CH 82 C FF 90 F FF 90 B KC 77 F KC 77 S FF 91 3-3 ③ K			3	0	0	0	0	1	0
51 Carlos Ruiz, R (1, 2) OBP: 0.314, SLG: 0.377		C FF 89 X SL 85 0-1 ③ G4-3			F FF 90 F FF 90 B CH 81 X SL 84 1-2 ② P4			B SL 83 X FF 89 1-0 ① F8		3	0	0	0	0	0	0
21 Wilson Valdez, R (1, 4) OBP: 0.302, SLG: 0.305 5 Pete Orr, L (8, PH) OBP: 0.348, SLG: 0.364 (8, 4)			C FF 88 B SI 88 X CH 80 1-1 ① G5-3		F FF 89 F FF 90 F CH 82 F KC 77 B FF 91 B KC 76 X CH 82 2-2 ③ G6-3			X SI 89 0-0 ② P5		2 1	0 0	0 0	0 0	0 0	0 0	0 0
33 Cliff Lee, L (1, 1) 7 Ross Gload, L (8, PH) OBP: 0.200, SLG: 0.200 40 Michael Stutes, R (8, 1)			B FF 90 S SI 88 F FF 89 B KC 77 C FF 91 2-3 ② K			T FF 89 F FF 89 S KC 78 0-3 ① K		C FF 91 B KC 77 F FF 92 S FF 92 1-3 ③ K		2 1 0	0 0 0	0 0 0	0 0 0	0 0 0	2 1 0	0 0 0
Inning Stats	R: 0 E: 0 K: 2 S: 11 H: 1 LOB: 1 BB: 0 P: 17	R: 0 E: 0 K: 0 S: 6 H: 0 LOB: 0 BB: 0 P: 7	R: 0 E: 0 K: 2 S: 8 H: 0 LOB: 0 BB: 0 P: 11	R: 0 E: 0 K: 0 S: 12 H: 1 LOB: 1 BB: 0 P: 16	R: 0 E: 0 K: 0 S: 11 H: 0 LOB: 0 BB: 0 P: 17	R: 0 E: 0 K: 2 S: 12 H: 1 LOB: 1 BB: 0 P: 16	R: 0 E: 0 K: 2 S: 8 H: 0 LOB: 0 BB: 0 P: 14	R: 0 E: 0 K: 1 S: 5 H: 0 LOB: 0 BB: 0 P: 7	R: 0 E: 0 K: 1 S: 5 H: 0 LOB: 0 BB: 0 P: 9	1B: 2 2B: 1 3B: 0 HR: 0	SF: 0 SAC: 0 DP: 0 HBP: 0	WP: 0 PB: 0 SB: 0 CS: 0	PA: 30				

PITCHER		IP	WLS	BF	H	R	ER	SO	BB	IBB	HBP	BLK	WP	HR	S	P	ERA	WHIP
31 Ian Kennedy, R ERA: 4.02	(1, 1)	9.0	W	30	3	0	0	10	0	0	0	1	0	0	78	114	0.00	0.333

PITCHER	IP	WLS	BF	H	R	ER	SO	BB	IBB	HBP	BLK	WP	HR	S	P	ERA	WHIP

TOP

Philadelphia Phillies @ Arizona Diamondbacks
Chase Field, Phoenix, AZ
Mon Apr 25 2011, 6:41 PM - 8:45 PM MST
Att. 19,597 - Clear - 85 F

livebaseballscorecards.com

AB	30
R	0
H	3
RBI	0
BB	0
SO	10
LOB	5

Batter	1	2	3	4	5	6	7	8	9	AB	R	H	RBI	BB	SO	LOB
24 Chris Young, R (1, 8) OBP: 0.234, SLG: 0.472	C SI 91 S SI 92 B SI 92 B FF 92 X FF 92 2-2 ① P4		X FF 92 0-0 2-H HR		B SI 93 B FC 86 C FC 86 S CH 86 F FC 86 F CU 75 S CH 86 2-3 ③ K			X FF 92 0-0 ① F7		4	1	1	2	0	1	0
2 Kelly Johnson, L (1, 4) OBP: 0.247, SLG: 0.341	X FC 87 0-0 ② L8		B FF 91 S FF 91 F FC 88 X CU 75 1-2 ③ L9			B CH 83 F FF 90 F SI 92 X SI 93 1-2 ① G1-3		B SL 86 C SL 86 B FF 94 F SL 86 S FF 94 2-3 ② K		4	0	0	0	0	1	0
10 Justin Upton, R (1, 9) OBP: 0.366, SLG: 0.531	B FF 91 B FF 90 S CH 85 C FF 92 F FF 92 C FF 92 2-3 ③ K			F SI 92 X FF 92 0-1 2B		B CH 86 B CH 85 B FC 86 C FC 85 B SI 93 4-1 6 S 22 1B BB		C SL 84 F FF 94 X SL 84 0-2 ③ P3		3	1	1	0	1	1	0
6 Stephen Drew, L (1, 6) OBP: 0.377, SLG: 0.547		C FC 86 B FC 86 S FC 87 C FF 92 1-3 ① K		F FC 86 S FF 91 B FF 92 F FF 92 S FF 93 1-3 ① K		B SI 90 C FF 91 S SI 91 B FF 93 C SI 93 2-3 ② 1-2 K				3	0	0	0	0	3	2
22 Xavier Nady, R (1, 3) OBP: 0.357, SLG: 0.333		C FF 92 B FF 92 F CH 85 B SI 93 S FC 86 2-3 ② K		F FC 86 C SI 92 B SI 92 B CU 77 T CH 85 2-2 ② K		F SI 92 B FC 87 B FC 88 X CH 86 2-1 2-H 1B				3	0	1	1	0	2	1
26 Miguel Montero, L (1, 2) OBP: 0.377, SLG: 0.515		C FC 87 B FF 92 C FF 91 X SI 93 1-2 ③ G5-3		T SI 92 F FC 88 C SI 93 0-3 ③ K		X SI 92 0-0 ③ G1-3				3	0	0	0	0	1	2
14 Ryan Roberts, R (1, 5) OBP: 0.429, SLG: 0.604			B SI 92 X CH 85 1-0 8 S 24 HR 1B		C FF 92 C CU 75 X FC 88 0-2 ① F9		F SI 91 B SI 91 F SI 91 F CU 76 F CU 75 B SI 93 S FC 88 2-3 ① K			3	1	1	0	0	1	0
8 Gerardo Parra, L (1, 7) OBP: 0.333, SLG: 0.404			S FF 91 B FF 93 C FF 92 C FC 89 1-3 ① 1-2 K		X FC 86 0-0 HR		X FF 92 0-0 ② B5			3	1	1	1	0	1	1
31 Ian Kennedy, R (1, 1)			C SI 93 S SI 93 B FF 93 F SI 92 F SI 92 C CU 77 1-3 ② K		B SI 92 B SI 92 X SI 92 2-0 ② G6-3		B FF 92 C SI 92 F SI 92 S CU 77 1-3 ③ K			3	0	0	0	0	2	1
Inning Stats	R: 0 E: 0 K: 1 S: 8 H: 0 LOB: 0 BB: 0 P: 12	R: 0 E: 0 K: 2 S: 9 H: 0 LOB: 0 BB: 0 P: 13	R: 2 E: 0 K: 2 S: 13 H: 2 LOB: 0 BB: 0 P: 17	R: 0 E: 0 K: 3 S: 12 H: 1 LOB: 1 BB: 0 P: 15	R: 1 E: 0 K: 1 S: 10 H: 1 LOB: 0 BB: 0 P: 14	R: 1 E: 0 K: 1 S: 10 H: 1 LOB: 1 BB: 1 P: 19	R: 0 E: 0 K: 2 S: 9 H: 0 LOB: 0 BB: 0 P: 12	R: 0 E: 0 K: 1 S: 7 H: 0 LOB: 0 BB: 0 P: 9		1B: 2 2B: 1 3B: 0 HR: 2 SF: 0 SAC: 0 DP: 0 HBP: 0				WP: 0 PB: 0 SB: 2 CS: 0 PA: 30		

PITCHER		IP	WLS	BF	H	R	ER	SO	BB	IBB	HBP	BLK	WP	HR	S	P	ERA	WHIP
33 Cliff Lee, L ERA: 4.18	(1, 1)	7.0	L	27	5	4	4	12	1	0	0	0	0	2	71	102	5.14	0.857
40 Michael Stutes, R ERA:	(8, 1)	1.0		3	0	0	0	1	0	0	0	0	0	0	7	9	0.00	0.000

PITCHER	IP	WLS	BF	H	R	ER	SO	BB	IBB	HBP	BLK	WP	HR	S	P	ERA	WHIP

BOTTOM

Philadelphia Phillies @ Arizona Diamondbacks
Chase Field, Phoenix, AZ
Mon Apr 25 2011, 6:41 PM - 8:45 PM MST
Att. 19,597 - Clear - 85 F

livebaseballscorecards.com

AB	29
R	4
H	5
RBI	4
BB	1
SO	13
LOB	7

Batter	1	2	3	4	5	6	7	8	9	AB	R	H	RBI	BB	SO	LOB
8 Shane Victorino, S (1, 8) OBP: 0.340, SLG: 0.478	B SI 93 F SI 94 F SI 93 X SI 93 1-2 27 1B 3B		F SI 94 B SI 94 X CH 84 1-1 27 FC6 1B		X SI 93 0-0 ① G4-3	C SL 86 F SI 93 B SI 94 F SL 86 B SI 93 S SL 86 2-3 ③ K		B CH 82 C SI 93 F CU 74 X SI 87 1-2 ③ G1-3		5	1	2	0	0	1	2
27 Placido Polanco, R (1, 5) OBP: 0.430, SLG: 0.489	X SI 94 0-0 6 2B 3-H 1B		B SI 93 1 SAFE B CH 84 C SI 93 X SI 94 2-1 ① FC6 11 1B 6 1B 1-2f		C FF 93 B CH 82 C CH 83 B SL 86 S CH 84 2-3 ② K		C FF 91 B FF 91 B SL 80 B SL 82 B SI 91 4-1 29 BB 6 BB		B FF 93 B FF 92 C SI 93 F FF 94 B FF 94 F FF 93 X FF 94 3-2 ① F7	4	1	1	1	1	1	1
11 Jimmy Rollins, S (1, 6) OBP: 0.343, SLG: 0.308	B CH 84 S SI 94 B SI 94 B SI 93 1 SAFE X SI 95 3-1 ① F7		X CH 84 0-0 6 1B 1-2 1B		C CH 83 X SI 93 0-1 1B		C SI 92 B SI 91 F FC 89 X FF 92 1-2 ① F7		B FF 93 F FF 94 F FF 93 S CU 82 1-3 ② K	5	0	2	0	0	1	2
6 Ryan Howard, L (1, 3) OBP: 0.350, SLG: 0.500	B SI 94 X SI 93 1-0 1-3 2B		B FF 96 B FF 96 B CH 84 X SI 95 3-0 1-3 2-H 1B		1 SAFE C SI 94 F SI 94 B SI 95 1 SAFE 1 SAFE X SI 94 1-2 ③ F9		S FC 90 B SI 91 B FC 90 B FF 93 F FC 90 B FF 92 4-2 29 BB 1-2 BB		C FF 95 X FF 95 0-1 10 HR 1B	4	1	3	1	1	0	1
10 Ben Francisco, R (1, 9) OBP: 0.323, SLG: 0.452	C SI 94 B SI 95 F CH 85 S SI 95 1-3 ② K		X SL 87 0-0 ② P5			B FF 93 C CH 82 F SL 85 F SI 94 X SI 94 1-2 5 1B 7 1B 1B	C SL 83 C SL 81 B FC 89 B SI 91 F FF 92 F SL 82 S FC 88 2-3 ② K		C FF 94 D CU 80 X FF 94 1-1 1-H HR	5	2	2	2	0	2	6
29 Raul Ibanez, L (1, 7) OBP: 0.253, SLG: 0.232	C SI 95 B SI 96 X SI 95 1-1 ③ F7		C FF 96 B SI 95 X SI 94 1-1 ③ P5			C SI 93 S SL 86 F SI 94 1 SAFE B SL 86 B CH 85 B CH 83 X CH 84 3-2 ① F7	C SL 71 B SI 85 B SL 70 B SL 71 C SI 83 B SL 71 4-2 1-2 2-3 BB		C FF 95 B FF 94 B CU 80 F FF 94 X FF 94 2-2 ③ F9	4	0	0	0	1	0	5
5 Pete Orr, L (1, 4) OBP: 0.346, SLG: 0.360 15 John Mayberry Jr., R (7, PH) OBP: 0.391, SLG: 0.429 57 David Herndon, R (7, 1)		B SI 92 B CH 83 C SI 92 X SI 92 2-1 ① F8		C SI 92 B SI 93 F SL 86 B SI 95 F SI 94 X SI 94 2-2 ① P4		B SI 94 F SI 92 X SI 92 1-1 7 1B 1-2 1B	B SI 94 F SI 93 C SI 93 X SI 95 1-2 ③ F9			3 1 0	0 0 0	1 0 0	0 0 0	0 0 0	0 0 0	0 3 0
23 Brian Schneider, L (1, 2) OBP: 0.100, SLG: 0.400		C SI 94 B CH 83 F CH 84 C SI 93 1-3 ② K		B CH 82 B SI 92 F SI 92 C SI 92 F SI 94 B SI 94 X SI 94 3-2 ② F8		B SI 94 C SI 93 F SI 94 F SI 94 S SL 86 1-3 ② K		B SI 92 F SI 93 B CH 81 B SI 92 X SI 93 3-1 ① F8		4	0	0	0	0	2	2
44 Roy Oswalt, R (1, 1) OBP: 0.182, SLG: 0.100 7 Michael Martinez, S (4, PH) OBP: 0.235, SLG: 0.188 38 Kyle Kendrick, R (4, 1) OBP: 0.500, SLG: 0.500 7 Ross Gload, L (6, PH) OBP: 0.250, SLG: 0.250 59 Mike Zagurski, L (6, 1) 21 Wilson Valdez, R (7, 4) OBP: 0.297, SLG: 0.300		B SI 93 C SI 92 B SI 92 C SI 93 B SI 93 X SI 93 3-2 ③ G6-3		B CH 83 F FF 92 F SI 93 B SI 94 F CH 84 F SI 93 C SI 94 2-3 ③ K		S CH 83 C SL 85 X SI 94 0-2 1-2 2-H 1B		B SI 93 C SI 92 F SI 90 F SI 95 S CU 76 1-3 ② K		1 1 0 1 0 0 1	0 0 0 0 0 0 0	0 0 0 1 0 0 0	0 0 0 1 0 0 0	0 1 0 0 0 0 1	0 0 0 0 0 0 0	0 0 0 0 0 0 0
Inning Stats	R: 1 E: 0 K: 1 S: 12 H: 3 LOB: 2 BB: 0 P: 19	R: 0 E: 0 K: 1 S: 8 H: 0 LOB: 0 BB: 0 P: 14	R: 1 E: 0 K: 0 S: 9 H: 3 LOB: 2 BB: 0 P: 16	R: 0 E: 0 K: 1 S: 13 H: 0 LOB: 0 BB: 0 P: 20	R: 0 E: 0 K: 1 S: 9 H: 1 LOB: 1 BB: 0 P: 12	R: 1 E: 0 K: 2 S: 21 H: 3 LOB: 2 BB: 0 P: 29	R: 0 E: 0 K: 1 S: 16 H: 0 LOB: 3 BB: 3 P: 32	R: 0 E: 0 K: 1 S: 9 H: 0 LOB: 0 BB: 0 P: 14	R: 2 E: 0 K: 1 S: 15 H: 2 LOB: 0 BB: 0 P: 22	1B: 9 2B: 1 3B: 1 HR: 1 SF: 0 SAC: 0 DP: 0 HBP: 0	WP: 0 PB: 0 SB: 0 CS: 0 PA: 42					

PITCHER	IP	WLS	BF	H	R	ER	SO	BB	IBB	HBP	BLK	WP	HR	S	P	ERA	WHIP
41 Daniel Hudson, R (1, 1) ERA: 5.64	6.0	W	28	10	3	3	6	0	0	0	0	0	0	72	110	4.50	1.667
38 Sam Demel, R (7, 1) ERA: 3.24	0.2	H	4	0	0	0	1	2	0	0	0	0	0	11	22	0.00	3.000
47 Joe Paterson, L (7, 1) ERA:	0.0		1	0	0	0	0	1	0	0	0	0	0	2	6	∞	∞
32 Esmerling Vasquez, R (7, 1) ERA: 2.35	1.1	H	4	0	0	0	1	0	0	0	0	0	0	12	18	0.00	0.000
30 David Hernandez, R (9, 1) ERA: 2.45	1.0		5	2	2	2	1	0	0	0	0	0	1	15	22	18.00	2.000

PITCHER	IP	WLS	BF	H	R	ER	SO	BB	IBB	HBP	BLK	WP	HR	S	P	ERA	WHIP

TOP

Philadelphia Phillies @ Arizona Diamondbacks

Chase Field, Phoenix, AZ

Tue Apr 26 2011, 6:42 PM - 9:31 PM MST

Att. 19,047 - Clear - 85 F

livebaseballscorecards.com

AB	39
R	5
H	12
RBI	5
BB	3
SO	9
LOB	22

BOTTOM

Philadelphia Phillies @ Arizona Diamondbacks
Chase Field, Phoenix, AZ
Tue Apr 26 2011, 6:42 PM - 9:31 PM MST
Att. 19,047 - Clear - 85 F

livebaseballscorecards.com

Batter	1	2	3	4	5	6	7	8	9	AB	R	H	RBI	BB	SO	LOB
24 Chris Young, R (1, 8) OBP: 0.224, SLG: 0.452	C SI 90 F FF 90 F CH 82 X CH 80 0-2 ① P4	C FF 93 X FC 85 0-1 ③ P4		B SI 89 S FC 87 F SI 89 F FC 85 X FC 87 1-2 ③ G5-3			X SI 93 0-0 ①② G5-4-3 1-2f			4	0	0	0	0	0	2
2 Kelly Johnson, L (1, 4) OBP: 0.258, SLG: 0.348	C FF 91 F FF 91 X CU 71 0-2 ② G6-3		C FF 90 B FC 86 B SI 91 F FF 92 X FF 92 2-2 10 G5-3 10 S 6 1B 1B		B SI 88 X CH 81 1-0 ① F8		C SI 94 X SL 84 0-1 10 WP 10 S 10 1B 1B			4	2	2	0	0	0	0
10 Justin Upton, R (1, 9) OBP: 0.361, SLG: 0.518	B FC 84 F CH 82 B SI 91 F CH 82 B FF 91 X CH 82 3-2 ③ P2		B SI 90 B FF 91 B FF 91 F FF 92 X SI 90 3-1 ① G5-3 1-3		B SI 90 X FC 86 1-0 ② F7		1 SAFE B SI 94 B SL 83 C CH 84 B SI 94 S SL 83 X SI 94 3-2 6 CS 1-H 1B			4	0	1	1	0	0	1
6 Stephen Drew, L (1, 6) OBP: 0.384, SLG: 0.537		B SI 91 C CH 82 X CH 84 1-1 ① L6	C CU 71 X FF 91 0-1 14 WP 26 G6-3 14 1B 3-H 1B		C SI 90 B FC 87 B CH 83 S CH 83 X CH 83 2-2 ③ L4		1 SAFE 1 SAFE B SI 92 B SI 92 F SI 93 1 SAFE B SI 93 3-1 ③ CS 1-2	B SI 91 C CH 83 B SI 92 B SI 92 B SI 92 4-1 26 CS BB		3	1	1	1	0	0
26 Miguel Montero, L (1, 2) OBP: 0.370, SLG: 0.500		B SI 91 C FF 91 B CH 82 X CH 83 2-1 46 BB 8 1B 1B	F FF 91 B SI 90 1 SAFE X CH 83 1-1 ② G6-3 1-2			C FF 91 S FF 93 F SL 81 B FF 93 B SL 78 F FF 91 S FF 92 2-3 ① K	F SL 81 1 SAFE F SI 92 B SI 94 X SL 83 1-2 ①② F9 1-2		4	1	1	0	0	1	2
14 Ryan Roberts, R (1, 5) OBP: 0.433, SLG: 0.649		X FF 92 0-0 ② L9	C FF 92 F CH 82 B CH 82 X CU 69 1-2 2-H 1B			C SL 77 B FF 92 B FF 92 C SL 77 B FF 92 X FF 91 3-2 HR	B SI 92 S SL 82 C SL 82 X SL 82 1-2 ③ F9			4	1	2	2	0	0	1
46 Juan Miranda, L (1, 3) OBP: 0.341, SLG: 0.324 38 Sam Demel, R (7, 1) 47 Joe Paterson, R (7, 1) 32 Esmerling Vasquez, R (7, 1) 30 David Hernandez, R (9, 1)		B SI 92 S CH 83 C FF 91 D CU 69 B CH 82 B CH 82 4-2 8 1B 41 2B 1-2 BB	C FF 92 1 SAFE X SI 90 0-1 ③ F7			C SL 77 C FF 92 B SL 81 X SL 79 1-2 ② G4-3			2 0 0 0 0	1 0 0 0 0	0 0 0 0 0	0 0 0 0 0	1 0 0 0 0	0 0 0 0 0	1 0 0 0 0
8 Gerardo Parra, L (1, 7) OBP: 0.333, SLG: 0.400		B CH 82 B SI 92 X CH 83 2-0 41 2B 1-3 2-H 1B		C SI 89 B SI 89 S CH 84 B SI 90 B FC 88 X CH 83 3-2 ① P4		C SL 78 B SL 79 X FF 90 1-1 ③ F7				3	1	1	1	0	0	0
41 Daniel Hudson, R (1, 1) OBP: 0.500, SLG: 0.625 22 Xavier Nady, R (7, 3) OBP: 0.379, SLG: 0.360		B FF 92 B FF 91 F SI 91 X FF 90 2-1 2-H 3-H 2B		X SI 89 0-0 ② G6-3			B SI 93 X SI 93 1-0 24 G5-4-3 1B			2 1	0 0	1 1	2 0	0 0	0 0	0 0
Inning Stats	R: 0 E: 0 K: 0 S: 10 H: 0 LOB: 0 BB: 0 P: 13	R: 3 E: 0 K: 0 S: 12 H: 3 LOB: 1 BB: 1 P: 23	R: 2 E: 0 K: 0 S: 14 H: 3 LOB: 1 BB: 0 P: 21	R: 0 E: 0 K: 0 S: 8 H: 0 LOB: 0 BB: 0 P: 12	R: 0 E: 0 K: 0 S: 5 H: 0 LOB: 0 BB: 0 P: 9	R: 1 E: 0 K: 1 S: 13 H: 1 LOB: 0 BB: 0 P: 20	R: 1 E: 0 K: 0 S: 8 H: 3 LOB: 0 BB: 0 P: 15	R: 0 E: 0 K: 0 S: 7 H: 0 LOB: 0 BB: 1 P: 13		1B: 8 2B: 1 3B: 0 HR: 1 SF: 0 SAC: 0 DP: 1 HBP: 0				WP: 2 PB: 0 SB: 2 CS: 2 PA: 34		

	AB	31
	R	7
	H	10
	RBI	7
	BB	2
	SO	1
	LOB	7

PITCHER		IP	WLS	BF	H	R	ER	SO	BB	IBB	HBP	BLK	WP	HR	S	P	ERA	WHIP
44 Roy Oswalt, R ERA: 3.33	(1, 1)	3.0	L	16	6	5	5	0	1	0	0	0	1	0	36	57	15.00	2.333
38 Kyle Kendrick, R ERA: 1.8	(4, 1)	2.0		6	0	0	0	0	0	0	0	0	0	0	13	21	0.00	0.000
59 Mike Zagurski, L ERA: 6.75	(6, 1)	1.0		4	1	1	1	1	0	0	0	0	0	1	13	20	9.00	1.000
57 David Herndon, R ERA: 7.45	(7, 1)	2.0		7	3	1	1	0	1	0	0	0	1	0	15	28	4.50	2.000

PITCHER	IP	WLS	BF	H	R	ER	SO	BB	IBB	HBP	BLK	WP	HR	S	P	ERA	WHIP

Batter	1	2	3	4	5	6	7	8	9	AB	R	H	RBI	BB	SO	LOB
8 Shane Victorino, S (1, 8) OBP: 0.343, SLG: 0.505	B FF 87 C FF 88 F FF 89 X CU 76 1-2 27 11 2B 1B	B FF 90 B CH 83 B FF 91 C FF 88 X SI 89 3-1 HR			C SL 81 B SI 90 F CU 72 C SI 90 1-3 ① K	B SI 91 F SI 90 F SI 93 B SL 83 X FF 91 2-2 ③ G4-3		C FC 86 B FC 87 X FC 87 1-1 ② G5-3		5	2	2	1	0	1	2
27 Placido Polanco, R (1, 5) OBP: 0.448, SLG: 0.516	B FF 86 C FF 87 1 SAFE B FF 88 X FF 88 2-1 11 2B 10 2B 1-2 1B	C CH 81 B SL 84 B SI 89 C SL 82 X SI 91 2-2 1B			C SL 81 B SI 90 X SI 90 1-1 11 HR 2B		B FF 95 X FF 94 1-0 10 HBP 11 G3 23 BB 1B	B FC 86 C CH 76 B FC 88 X FC 87 2-1 ③ F8		5	3	4	0	0	0	0
11 Jimmy Rollins, S (1, 6) OBP: 0.346, SLG: 0.354	B CH 79 B FF 88 C SI 88 X CH 79 2-1 10 2B 1-3 2-H 2B	B FF 88 X SI 89 1-0 ③ P3			B SI 89 C SL 83 X SL 86 1-1 2-H HR		B FF 95 X SI 95 1-0 ① G3 1-2		B SI 92 C FF 92 X FS 84 1-1 ① F7	5	2	2	3	0	0	2
6 Ryan Howard, L (1, 3) OBP: 0.352, SLG: 0.522	S SL 83 B SI 88 S SL 83 S CU 77 1-3 ① K		C SL 79 S SI 88 F SI 89 F CU 77 S SL 82 1-3 ① K		F FF 90 B CU 77 S SI 90 X SL 83 1-2 ② G4-3		C FF 96 B CU 80 F FF 96 F CU 82 B FF 94 B SI 95 B CH 84 4-2 23 BB 10 HBP BB		X FS 84 0-0 HR	4	1	1	1	1	2	2
10 Ben Francisco, R (1, 9) OBP: 0.327, SLG: 0.455	C CH 79 B SI 88 F FF 90 B CU 75 F SL 82 B SI 91 X CH 81 3-2 2-H 3-H 2B		B FF 90 C FF 90 B CU 76 X SI 90 2-1 ② L9		B CH 80 S SL 83 B CU 71 X SI 90 2-1 ③ G4-3		C FF 96 H SI 94 1-1 23 BB 1-2 2-3 HBP		T FF 92 F SL 88 B FS 84 X FS 84 1-2 ② F7	4	0	1	2	0	0	0
15 John Mayberry Jr., R (1, 7) OBP: 0.429, SLG: 0.417	B SI 88 F SI 88 B CU 74 C SI 90 F FF 90 S CU 75 2-3 ② K		B FF 90 B FF 91 F FF 91 S SL 83 X CU 76 2-2 23 CS 1B			C SL 83 B CH 79 B SI 90 B SI 90 B SL 81 4-1 35 1B BB	C FF 96 B FF 95 C CU 81 B FF 96 S CU 84 2-3 ② K		B SL 88 B SL 86 B FF 92 B SI 91 4-0 BB	3	0	1	0	2	2	4
51 Carlos Ruiz, R (1, 2) OBP: 0.310, SLG: 0.371 23 Brian Schneider, L (1, 2) OBP: 0.125, SLG: 0.348	B FF 90 F CH 83 X CU 76 1-1 ③ F7		1 SAFE S SL 84 B SI 85 1-1 ③ CS 1-2	C SL 84 S CU 76 B CU 77 C SI 90 1-3 ① K		S SL 81 X SL 82 0-1 ① F8	B CH 85 F FF 95 B CU 81 B SI 94 B SI 96 4-1 1-2 2-3 3-H BB		B SI 92 X SI 92 1-0 ③ L8	1 3	0 0	0 0	0 1	0 1	0 1	1 2
21 Wilson Valdez, R (1, 4) OBP: 0.279, SLG: 0.281		C FF 88 X SI 88 0-1 ① G4-3		X FF 90 0-0 ② B1-3		C SI 88 B SI 88 1 SAFE 1 SAFE B SI 88 F SI 88 S FF 89 2-3 ② K	F FF 95 S CU 81 X FF 95 0-2 ③ G4-3			4	0	0	0	0	1	4
35 Cole Hamels, L (1, 1) OBP: 0.300, SLG: 0.300 29 Raul Ibanez, L (8, PH) OBP: 0.250, SLG: 0.229 37 Antonio Bastardo, R (8, 1) 46 Ryan Madson, L (9, 1)		F FF 88 S SL 83 F SL 84 C CU 77 0-3 ② K		B FF 90 C FF 91 C SL 84 S SL 84 1-3 ③ K		X SL 82 0-0 1-2 1B		C FC 86 S CH 75 B FC 87 S FC 87 1-3 ① K		3 1 0 0	0 0 0 0	1 0 0 0	0 0 0 0	2 1 0 0	0 0 0 0	0 0 0 0
Inning Stats	R: 3 H: 4 E: 0 LOB: 1 K: 2 BB: 0 S: 20 P: 32	R: 1 H: 2 E: 0 LOB: 1 K: 1 BB: 0 S: 12 P: 18	R: 0 H: 1 E: 0 LOB: 0 K: 1 BB: 0 S: 11 P: 17	R: 0 H: 0 E: 0 LOB: 0 K: 2 BB: 0 S: 7 P: 9	R: 2 H: 2 E: 0 LOB: 0 K: 1 BB: 0 S: 12 P: 18	R: 0 H: 1 E: 0 LOB: 2 K: 1 BB: 1 S: 10 P: 18	R: 1 H: 1 E: 0 LOB: 3 K: 1 BB: 2 S: 13 P: 26	R: 0 H: 0 E: 0 LOB: 0 K: 1 BB: 0 S: 7 P: 11	R: 1 H: 1 E: 0 LOB: 1 K: 0 BB: 1 S: 7 P: 14	1B: 6 2B: 3 3B: 0 HR: 3	SF: 0 SAC: 0 DP: 0 HBP: 1			WP: 0 PB: 0 SB: 0 CS: 1	PA: 44		

TOP

Philadelphia Phillies @ Arizona Diamondbacks

Chase Field, Phoenix, AZ

Wed Apr 27 2011, 12:41 PM - 3:22 PM MST

Att. 21,788 - Sunny - 77 F

livebaseballscorecards.com

AB	38
R	8
H	12
RBI	8
BB	4
SO	10
LOB	17

PITCHER		IP	WLS	BF	H	R	ER	SO	BB	IBB	HBP	BLK	WP	HR	S	P	ERA	WHIP
34 Joe Saunders, L ERA: 5.93	(1, 1)	5.2	L	27	10	6	6	8	1	0	0	0	0	2	69	107	9.53	1.941
38 Sam Demel, R ERA: 3.12	(6, 1)	0.1		1	0	0	0	0	0	0	0	0	0	0	3	5	0.00	0.000
58 Juan Gutierrez, R ERA: 5.56	(7, 1)	1.0		7	1	1	1	1	2	0	1	0	0	0	13	26	9.00	3.000
55 Josh Collmenter, R ERA: 2.25	(8, 1)	1.0		3	0	0	0	1	0	0	0	0	0	0	7	11	0.00	0.000
40 J.J. Putz, R ERA: 2.0	(9, 1)	1.0		5	1	1	1	0	1	0	0	0	0	1	7	14	9.00	2.000

PITCHER	IP	WLS	BF	H	R	ER	SO	BB	IBB	HBP	BLK	WP	HR	S	P	ERA	WHIP

Batter	1	2	3	4	5	6	7	8	9	AB	R	H	RBI	BB	SO	LOB
24 Chris Young, R (1, 8) OBP: 0.235, SLG: 0.515	B FF 91 C FF 91 S FC 88 B CH 85 X FF 94 2-2 ① P4		C FF 92 B CU 76 F CH 84 S FC 89 1-3 ② K			X CH 82 0-0 HR 3-H		F FF 93 S SL 84 X FF 93 0-2 HR		4	2	2	3	0	1	0
2 Kelly Johnson, L (1, 4) OBP: 0.248, SLG: 0.333	B FF 92 C FC 88 B FF 93 X FC 89 2-1 ② G1-3		C FC 89 F FF 93 S CH 84 0-3 ③ K			C FF 89 B FC 87 X FC 88 1-1 ① G4-3		B FF 93 S SL 85 C SL 84 X SL 84 1-2 ② G3		4	0	0	0	0	1	0
10 Justin Upton, R (1, 9) OBP: 0.347, SLG: 0.494	B FF 92 C CH 84 C FF 93 S FC 88 1-3 ③ K			L FF 91 B FF 92 S CH 83 X FC 88 1-2 ① G5-3		B FF 92 S FC 87 X FF 93 1-1 ② F9		B SL 85 F SL 84 F FF 93 S SL 84 1-3 ③ K		4	0	0	0	0	2	0
6 Stephen Drew, L (1, 6) OBP: 0.390, SLG: 0.522		C FF 91 B CU 76 B FF 92 S CH 83 B FF 94 F FF 93 B FF 94 4-2 4 2B BB		F FF 92 C FC 90 B CU 76 B CH 85 F CH 84 B FC 88 F FF 93 F CH 86 S FC 87 3-3 ② K		C FF 92 B FF 92 B FC 88 F CH 84 B FF 93 C FF 92 3-3 ③ K			B FF 94 B FF 94 B FF 93 C FF 93 F FF 93 B FF 96 4-2 22 1B BB	2	1	0	0	2	2	0
14 Ryan Roberts, R (1, 7) OBP: 0.408, SLG: 0.607		B FF 93 D CH 84 B FF 91 F FF 91 C FF 93 X FF 93 3-2 ① P5		S CH 85 X FF 93 0-1 ③ F8			C FF 88 B CU 74 X FF 89 1-1 ① F8		C FF 95 S CH 85 B CH 85 S FF 96 1-3 ① K	4	0	0	0	0	1	2
22 Xavier Nady, R (1, 3) OBP: 0.364, SLG: 0.345		S CH 84 F FC 89 X FF 93 0-2 ② F9			B FF 90 B FF 91 X FF 90 2-0 ① L7		X FF 90 0-0 ② F9		C FF 94 B CH 85 B FF 95 X CH 84 2-1 1-3 1B	4	0	1	0	0	0	1
4 Melvin Mora, R (1, 5) OBP: 0.300, SLG: 0.378		B FF 93 C FC 89 S CH 85 F CH 86 X FC 89 1-2 1-H 2B			C FF 90 B FC 88 C CH 83 S CU 76 1-3 ② K		C FF 90 C FF 90 B FC 88 F CH 84 F FF 92 F FF 92 F CH 84 B CH 85 F CH 84 2-2 X FF 92 2B		B FF 94 B FF 94 F FF 94 B FF 93 F FF 93 S CH 85 3-3 ② K	4	0	2	1	0	2	2
12 Henry Blanco, R (1, 2) 26 Miguel Montero, L (9, PH) OBP: 0.366, SLG: 0.493		B CH 84 C FF 93 S CH 85 C FF 94 1-3 ③ K			B FF 91 X FF 91 1-0 ③ G5-3		S FF 90 B FF 91 D CH 83 F FF 91 B FC 88 S CH 83 3-3 ③ K		T FF 95 X CH 84 0-1 ③ G4-3	3 1	0 0	0 0	0 0	0 0	2 0	2 2
34 Joe Saunders, L (1, 1) 38 Sam Demel, R (6, 1) 46 Juan Miranda, L (6, PH) OBP: 0.356, SLG: 0.395 58 Juan Gutierrez, R (7, 1) 55 Josh Collmenter, R (8, 1) 11 Josh Wilson, R (8, PH) 40 J.J. Putz, R (9, 1)			B FF 90 F FF 91 B FF 91 X FF 91 2-1 ① P6			B FF 88 X FF 90 1-0 24 HR 3B		S FF 92 T FF 93 F FF 93 S FF 93 0-3 ① K		1 0 1 0 0 0 1 0	0 0 1 0 0 0 0 0	0 0 1 0 0 0 0 0	0 0 0 0 0 0 1 0	0 0 0 0 0 0 0 0	0 0 0 0 0 0 0 0	0 0 0 0 0 0 0 0
Inning Stats	R: 0 E: 0 K: 1 S: 8 H: 0 LOB: 0 BB: 0 P: 13	R: 1 E: 0 K: 1 S: 16 H: 1 LOB: 1 BB: 1 P: 25	R: 0 E: 0 K: 2 S: 8 H: 0 LOB: 0 BB: 0 P: 11	R: 0 E: 0 K: 1 S: 11 H: 0 LOB: 0 BB: 0 P: 15	R: 0 E: 0 K: 1 S: 5 H: 0 LOB: 0 BB: 0 P: 9	R: 2 E: 0 K: 1 S: 9 H: 2 LOB: 0 BB: 0 P: 15	R: 0 E: 0 K: 1 S: 14 H: 1 LOB: 1 BB: 0 P: 20	R: 1 E: 0 K: 2 S: 13 H: 1 LOB: 0 BB: 0 P: 15	R: 0 E: 0 K: 2 S: 12 H: 1 LOB: 2 BB: 1 P: 22	1B: 1 2B: 2 3B: 1 HR: 2	SF: 0 SAC: 0 DP: 0 HBP: 0	WP: 0 PB: 0 SB: 0 CS: 0	PA: 35				

PITCHER		IP	WLS	BF	H	R	ER	SO	BB	IBB	HBP	BLK	WP	HR	S	P	ERA	WHIP
35 Cole Hamels, L ERA: 3.13	(1, 1)	7.0	W	26	4	3	3	8	1	0	0	0	0	1	71	108	3.86	0.714
37 Antonio Bastardo, L ERA: 0.87	(8, 1)	1.0		4	1	1	1	2	0	0	0	0	0	1	13	15	9.00	1.000
46 Ryan Madson, R ERA: 0.9	(9, 1)	1.0		5	1	0	0	2	1	0	0	0	0	0	12	22	0.00	2.000

PITCHER	IP	WLS	BF	H	R	ER	SO	BB	IBB	HBP	BLK	WP	HR	S	P	ERA	WHIP

BOTTOM

Philadelphia Phillies @ Arizona Diamondbacks
Chase Field, Phoenix, AZ
Wed Apr 27 2011, 12:41 PM - 3:22 PM MST
Att. 21,788 - Sunny - 77 F

livebaseballscorecards.com

AB	33
R	4
H	6
RBI	4
BB	2
SO	12
LOB	9

New York Mets @ Philadelphia Phillies

Citizens Bank Park, Philadelphia, PA

Fri Apr 29 2011, 7:10 PM - 10:11 PM EDT

Att. 45,613 - Overcast - 61 F

TOP

livebaseballscorecards.com

Batter	1	2	3	4	5	6	7	8	9	AB	R	H	RBI	BB	SO	LOB
7 José Reyes, S (1, 6) OBP: 0.347, SLG: 0.442	C SI 87 B FF 88 C SI 89 C SI 90 1-3 K		B SI 89 X CH 83 1-0 F9		C CH 84 B FF 90 B CH 84 X SI 89 2-1 F8		B FF 92 B SL 82 C FF 92 F FF 92 B SL 82 F FF 92 X FF 92 3-2 G1-3		F SI 92 F SI 93 S SL 84 0-3 K	4	0	0	0	0	1	1
25 Chin-Lung Hu, R (8, 6) OBP: 0.077, SLG: 0.083										1	0	0	0	0	1	0
28 Daniel Murphy, L (1, 4) OBP: 0.353, SLG: 0.484	C SI 90 B FF 89 C CH 84 B SL 82 F SI 91 B SI 91 X SI 91 3-2 E5 5 E		B SI 90 B CH 83 X SI 91 2-0 1B		F CH 84 B FF 90 C SI 90 F KC 73 C SI 90 1-3 K			X SI 92 0-0 G5-3		4	0	1	0	0	1	0
5 David Wright, R (1, 5) OBP: 0.322, SLG: 0.446	B FF 90 F SI 86 F SI 90 F SI 91 B SL 83 X SI 90 2-2 FC6 15 G6-4-3 1-2		B SL 84 F SL 84 F FF 92 B SI 90 C CH 85 2-3 K			B SI 87 S SL 82 B FF 90 X FF 90 2-1 44 G6-4-3 15 BB 1B		B SI 93 B SI 91 B SI 91 C SI 92 X SI 92 3-1 P4		4	0	1	0	0	1	2
2 Justin Turner, R (8, 5) OBP: 0.308, SLG: 0.385										0	0	0	0	0	0	0
15 Carlos Beltrán, S (1, 9) OBP: 0.354, SLG: 0.471	C CH 85 F FF 91 X KC 76 0-2 G6-4-3 1-2f			C SI 90 C SI 86 C SI 89 0-3 K		B CH 83 B SI 87 B SI 87 B FF 86 4-0 44 G6-4-3 1-2 BB		B SI 93 B SI 89 B SI 92 C SI 91 F SI 90 X SI 93 3-2 F7		3	0	0	0	1	1	2
12 Scott Hairston, R (8, 9) OBP: 0.265, SLG: 0.300										0	0	0	0	0	0	0
44 Jason Bay, R (1, 7) OBP: 0.364, SLG: 0.467		C FF 90 B SI 90 C FF 91 B SL 85 X FF 92 2-2 F9		B SI 90 B SL 84 B FF 90 B FF 91 4-0 BB BB	B SI 88 X SL 81 1-0 G6-4-3 1-2f 2-3				B SI 94 B SI 93 C SI 93 X SI 93 2-1 G5-3	3	0	0	0	1	0	2
Ike Davis, L (1, 3) OBP: 0.430, SLG: 0.626		C CH 85 F SI 89 B SL 87 B SI 91 X CH 86 2-2 G4-3		F SI 89 B SI 90 B SL 85 B CH 83 B SI 90 4-1 BB	X SI 88 0-0 L7				X SI 93 0-0 HR	3	1	1	1	1	0	1
30 Josh Thole, L (1, 2) OBP: 0.309, SLG: 0.288		B SI 90 C CH 84 B SI 91 S SI 90 F SI 90 B SI 92 B SI 91 4-2 BB		C FF 90 F FF 90 B FF 89 B SI 88 B SI 90 X FF 90 3-2 F6			B FF 92 B FF 92 B FF 92 B FF 90 4-0 BB		C SI 93 B SL 83 B CH 85 B SI 92 B SI 92 4-1 20 DI 20 HR BB	1	1	0	0	3	0	2
20 Jason Pridie, L (1, 8) OBP: 0.286, SLG: 0.550	C SI 90 B SI 89 C SI 92 B FF 87 C SI 91 2-3 K			B FF 89 B CH 85 F SI 89 F SI 90 X FF 93 2-2 L9			C SL 83 B FF 92 F SL 84 B FF 94 F FF 93 S SL 83 2-3 K		C SI 91 F SI 92 B SI 93 B SL 82 F SI 92 F SI 91 X SI 92 2-2 1-H HR	4	1	1	2	0	2	4
34 Mike Pelfrey, R (1, 1)			C FF 88 X FF 88 0-1 G3		C FF 88 F FF 89 B FF 92 B SI 86 X FF 90 2-2 L9		B SL 82 C SL 82 X FF 92 1-1 L5		C SI 92 X SL 81 0-1 G5-3	2	0	0	0	0	0	0
35 Dillon Gee, R (5, 1) OBP: 0.333, SLG: 0.333										0	0	0	0	0	0	0
22 Willie Harris, L (7, PH) OBP: 0.313, SLG: 0.367										1	0	0	0	0	0	1
18 Ryota Igarashi, R (7, 1)										0	0	0	0	0	0	0
40 Tim Byrdak, L (7, 1)										0	0	0	0	0	0	0
9 Ronny Paulino, R (9, PH)										1	0	0	0	0	0	0

Inning Stats	1	2	3	4	5	6	7	8	9
	R: 0 E: 2 K: 1 S: 14 H: 0 LOB: 1 BB: 0 P: 20	R: 0 E: 0 K: 1 S: 12 H: 0 LOB: 1 BB: 1 P: 22	R: 0 E: 0 K: 1 S: 7 H: 1 LOB: 1 BB: 0 P: 12	R: 0 E: 0 K: 1 S: 10 H: 0 LOB: 2 BB: 2 P: 23	R: 0 E: 0 K: 1 S: 9 H: 0 LOB: 0 BB: 0 P: 14	R: 0 E: 0 K: 0 S: 4 H: 1 LOB: 1 BB: 1 P: 11	R: 0 E: 0 K: 1 S: 10 H: 0 LOB: 1 BB: 1 P: 20	R: 0 E: 0 K: 0 S: 6 H: 0 LOB: 0 BB: 0 P: 12	R: 3 E: 0 K: 1 S: 14 H: 2 LOB: 0 BB: 1 P: 22

AB	31
R	3
H	4
RBI	3
BB	6
SO	7
LOB	15

| | | | | | | | | | |

BOTTOM

New York Mets @ Philadelphia Phillies

Citizens Bank Park, Philadelphia, PA

Fri Apr 29 2011, 7:10 PM - 10:11 PM EDT

Att. 45,613 - Overcast - 61 F

livebaseballscorecards.com

Batter	1	2	3	4	5	6	7	8	9	AB	R	H	RBI	BB	SO	LOB
8 Shane Victorino, S (1, 8) OBP: 0.355, SLG: 0.500	B SI 90 X SI 91 1-0 ① G3		B FF 90 D CU 79 C SI 90 X SI 90 2-1 ② FC4-6 27 S 1-2f		B SI 88 C FS 82 X SI 89 1-1 6 HBP 27 1B 10 1B 1B	B SI 90 C SI 90 C CH 83 H KC 76 2-2 27 FC4 27 PB 1-2 HBP	B SI 90 B CH 83 B CU 77 B SI 90 4-0 11 BB 27 1B 1-2 2-3 BB			3	1	1	0	1	0	1
27 Placido Polanco, R (1, 5) OBP: 0.445, SLG: 0.510 55 Danys Baez, R (8, 1) 57 David Herndon, R (9, 1)	C FF 90 X SI 89 0-1 ② F8		1 SAFE C SI 91 B SL 83 X SI 92 1-1 ③ G4-3 1-2		1 SAFE 1 SAFE B SI 87 X FF 90 1-0 6 HBP 10 1B 1-2 1B	C SL 80 B SL 80 X SI 91 1-1 ② FC4 11 BB 6 HR 1-3 2-3	B CU 76 X SI 91 1-0 11 BB 1-2 2-H 3-H 1B			5 0 0	2 0 0	2 0 0	2 0 0	0 0 0	0 0 0	3 0 0
11 Jimmy Rolins, S (1, 6) OBP: 0.366, SLG: 0.364	B SI 90 X FF 90 1-0 6 S 1B			B CU 72 C SI 91 B FS 81 X SI 91 2-1 6 HR 1B	C CU 74 B SI 90 F SI 91 B SI 90 X SI 91 2-2 ① F6	B SI 91 B SI 89 B SI 89 B SI 90 4-0 6 HR 1-2 BB	B SI 92 B SI 91 C SI 91 B SI 92 B SI 92 4-1 1-2 2-3 BB			3	2	2	0	2	0	2
6 Ryan Howard, L (1, 3) OBP: 0.364, SLG: 0.583	B SL 82 X FF 91 1-0 ③ G3 1-2			1 SAFE 1 SAFE X SI 89 0-0 1-H HR	H SL 83 1-0 10 1B 1-2 2-3 HBP	S FF 91 B FF 91 B KC 72 S FF 90 F FF 91 X SI 92 2-2 1-H 2-H 3-H HR	C SL 81 S FF 90 B SL 84 S FF 90 1-3 ③ K			4	2	2	6	0	1	4
10 Ben Francisco, R (1, 9) OBP: 0.340, SLG: 0.457		C SI 91 X FS 83 0-1 ① P3		C SL 82 X SI 90 0-1 29 S 1B	C SI 92 B FS 84 B FF 91 F FS 84 X FS 86 2-2 1-2 2-H 3-H 1B	B SI 90 S CH 81 S CH 83 B CH 83 B CH 82 X SI 90 3-2 ③ G6-3		B FF 88 B CH 83 B FF 88 C SL 85 B FF 87 4-1 29 FC4-6 BB		4	0	2	2	1	0	0
29 Raul Ibanez, L (1, 7) OBP: 0.247, SLG: 0.218		C SI 90 B FF 90 S SL 81 B SI 92 C FS 83 2-3 ② K		S FF 90 B SI 89 B FS 84 S SI 90 S SI 90 2-3 ① K 1-2	B FF 90 D CH 82 C CH 82 X FF 90 2-1 ② F8		B SI 89 B SI 90 B SI 89 B SI 89 4-0 8 WP 5 HBP 27 1B BB	C FF 88 F SL 80 X FF 90 0-2 ① FC4-6 1-2f		4	1	0	0	1	2	4
5 Pete Orr, L (1, 4) (8, 5) OBP: 0.323, SLG: 0.310		B CU 73 F FF 91 S FS 82 X FS 83 1-2 ③ G4-3		S FS 83 X FS 84 0-1 ② F8	C CH 82 B CH 83 S KC 69 S KC 74 1-3 ③ K		C CU 76 S SI 89 H CH 83 1-2 8 WP 27 1B 1-2 HBP	B SL 80 C SL 80 F FF 89 S FF 90 1-3 ② K		4	1	0	0	0	2	4
23 Brian Schneider, L (1, 2) OBP: 0.172, SLG: 0.308			C SI 90 X FF 90 0-1 ① F7	I IN 60 I IN 65 I IN 67 I IN 70 4-0 IBB		B SI 88 S CH 82 C CH 81 B KC 72 F FF 91 B CH 82 F SI 90 B CH 82 4-2 27 PB 8 HBP 6 HR BB	F SI 91 X SI 91 0-1 ① F9	B FF 88 B SL 79 X FF 89 2-0 ③ F9		3	1	0	0	2	0	3
49 Vance Worley, R (1, 1) OBP: 0.500, SLG: 0.500 15 John Mayberry Jr., R (6, PH) OBP: 0.414, SLG: 0.400 40 Michael Stutes, R (7, 1) 7 Michael Martinez, S (7, PH) OBP: 0.222, SLG: 0.176 (8, 4)			C FF 90 X SI 89 0-1 8 FC4-6 1B	C FS 80 F SL 83 B FS 83 B FS 85 B FF 93 F SI 93 F SI 93 S FF 92 3-3 ③ K		B SI 91 X SI 89 1-0 ① L7	F SI 91 F SI 90 B CU 78 F SI 90 F CU 78 S CH 84 1-3 ② K			2 1 0 1	0 0 0 0	1 0 0 0	0 0 0 0	0 0 0 0	1 0 0 0	2 1 0 2
Inning Stats	R: 0 E: 0 K: 0 S: 5 H: 1 LOB: 1 BB: 0 P: 8	R: 0 E: 0 K: 1 S: 8 H: 0 LOB: 0 BB: 0 P: 11	R: 0 E: 0 K: 0 S: 8 H: 1 LOB: 1 BB: 0 P: 11	R: 2 E: 0 K: 2 S: 15 H: 3 LOB: 2 BB: 1 P: 26	R: 2 E: 0 K: 1 S: 14 H: 3 LOB: 2 BB: 0 P: 24	R: 4 E: 0 K: 0 S: 16 H: 1 LOB: 0 BB: 2 P: 33	R: 2 E: 0 K: 2 S: 14 H: 1 LOB: 3 BB: 3 P: 30	R: 0 E: 0 K: 1 S: 8 H: 0 LOB: 1 BB: 1 P: 15		1B: 8 2B: 0 3B: 0 HR: 2 SF: 0 SAC: 0 DP: 0 HBP: 3			WP: 1 PB: 1 SB: 3 CS: 0 PA: 44		

	AB	34
	R	10
	H	10
	RBI	10
	BB	7
	SO	7
	LOB	26

PITCHER		IP	WLS	BF	H	R	ER	SO	BB	IBB	HBP	BLK	WP	HR	S	P	ERA	WHIP
34 Mike Pelfrey, R ERA: 7.39	(1, 1)	4.1	L	23	8	4	4	3	0	1	1	0	0	1	45	72	8.31	1.846
35 Dillon Gee, R ERA: 4.73	(5, 1)	1.2		9	1	4	4	1	2	0	1	0	0	1	21	41	21.60	1.800
18 Ryota Igarashi, R ERA: 6.35	(7, 1)	0.2		7	1	2	2	1	3	0	1	0	1	0	11	26	27.00	6.000
40 Tim Byrdak, L ERA: 5.87	(7, 1)	1.1		5	0	0	0	2	1	0	0	0	0	0	11	19	0.00	0.750

PITCHER	IP	WLS	BF	H	R	ER	SO	BB	IBB	HBP	BLK	WP	HR	S	P	ERA	WHIP

Batter	1	2	3	4	5	6	7	8	9	AB	R	H	RBI	BB	SO	LOB
7 José Reyes, S (1, 6) OBP: 0.344, SLG: 0.436	X SI 90 0-0 ① F9		C CH 82 B SI 90 S CH 83 B FC 91 F CH 82 X FC 92 2-2 ③ G4-3		S CH 83 C FC 92 X FC 92 0-2 ② G4-1 1-2			B CH 82 C SI 90 X SI 92 1-1 28 G4-6-3 1B		4	0	1	0	0	0	2
28 Daniel Murphy, L (1, 4) OBP: 0.347, SLG: 0.470	C SI 91 X FC 90 0-1 ② G4-3			C SI 90 X CU 75 0-1 5 15 1B 1B	D CH 84 X FC 90 1-0 ③ G4-3			1 SAFE C FC 90 X SI 91 0-1 ②③ G4-6-3 1-2f		4	1	1	0	0	0	2
5 David Wright, R (1, 5) OBP: 0.328, SLG: 0.442	C SI 92 C SI 90 C SI 92 0-3 ③ K			F SI 91 B SI 90 B SI 89 S SI 90 X CH 83 2-2 44 F8 15 1B 1-2 1B		F CU 74 B SI 92 B SI 91 F CH 84 S FC 90 2-3 ① K			B FC 91 B FC 90 B FC 90 B FC 90 4-0 BB	3	0	1	0	1	2	0
15 Carlos Beltrán, S (1, 9) OBP: 0.360, SLG: 0.472		X SI 91 0-0 G4-6-3 1B		F FC 90 X CH 83 0-1 1-2 2-H 1B		B CU 76 X FC 91 1-0 ② P6			B FC 89 B FC 89 C FC 90 B FC 90 F FC 90 F FC 90 X SI 91 3-2 ① L7	4	0	2	1	0	0	1
44 Jason Bay, R (1, 7) OBP: 0.324, SLG: 0.412		C SI 91 S CH 82 T CH 83 0-2 ① K		X SI 92 0-0 ① F8 2-3		C CU 76 B FC 91 B CH 84 S CH 83 F FC 91 B CH 84 S CH 83 3-3 ③ K			S CH 81 F CH 82 B FC 90 S CH 81 1-3 ② K	4	0	0	0	0	3	4
Ike Davis, L (1, 3) OBP: 0.414, SLG: 0.600		X FC 91 0-0 ②③ G4-6-3 1-2f		X FC 91 0-0 ② P5			F FC 90 S SI 91 C FC 91 0-3 ① K		C FC 91 X CH 83 0-1 ③ G3-1	4	0	0	0	0	1	4
30 Josh Thole, L (1, 2) OBP: 0.298, SLG: 0.276			C SI 91 C CH 82 X SI 91 0-2 ① G6-3 B FC 92 B FC 90 C FC 89 F FC 91 X SI 92 2-2 ③ G6-3				B CU 76 F FC 89 F CH 83 X CU 77 1-2 ② G4-3			3	0	0	0	0	0	2
20 Jason Pridie, L (1, 8) OBP: 0.292, SLG: 0.522			X SI 91 0-0 ② F7		C CU 75 F SI 92 F CH 82 F CU 76 X CH 83 0-2 7 G4-1 1B		C FC 90 S CH 84 B CH 83 F FC 91 T FC 91 1-2 ③ K			3	0	1	0	0	1	0
49 Jonathon Niese, L (1, 1) OBP: 0.100, SLG: 0.100 33 Taylor Buchholz, R (7, 1) 22 Willie Harris, L (8, PH) OBP: 0.309, SLG: 0.361 40 Tim Byrdak, L (8, 1) 45 Jason Isringhausen, R (8, 1)			C SI 90 X SI 92 0-1 1B		F SI 92 C CU 77 L CU 77 0-3 ① K			B SI 90 B SI 90 B SI 90 C FC 88 C FC 89 F FC 90 X FC 89 3-2 ① G4-3		2 0 1 0 0	0 0 0 0 0	1 0 0 0 0	0 0 0 0 0	0 0 0 0 0	1 0 0 0 0	1 0 0 0 0
Inning Stats	R: 0 E: 0 K: 1 S: 6 H: 0 LOB: 0 BB: 0 P: 6	R: 0 E: 0 K: 1 S: 5 H: 1 LOB: 0 BB: 0 P: 5	R: 0 E: 0 K: 0 S: 10 H: 1 LOB: 1 BB: 0 P: 12	R: 1 E: 0 K: 0 S: 12 H: 3 LOB: 2 BB: 0 P: 16	R: 0 E: 0 K: 1 S: 12 H: 1 LOB: 1 BB: 0 P: 13	R: 0 E: 0 K: 2 S: 8 H: 0 LOB: 0 BB: 0 P: 14	R: 0 E: 0 K: 2 S: 10 H: 0 LOB: 0 BB: 0 P: 12	R: 0 E: 0 K: 0 S: 8 H: 1 LOB: 0 BB: 0 P: 12	R: 0 E: 0 K: 1 S: 9 H: 0 LOB: 1 BB: 1 P: 17	1B: 7 2B: 0 3B: 0 HR: 0 SF: 0 SAC: 0 DP: 2 HBP: 0						

PITCHER	IP	WLS	BF	H	R	ER	SO	BB	IBB	HBP	BLK	WP	HR	S	P	ERA	WHIP
34 Roy Halladay, R (1, 1) ERA: 2.14	9.0	W	33	7	1	1	8	1	0	0	0	0	0	80	107	1.00	0.889

PITCHER	IP	WLS	BF	H	R	ER	SO	BB	IBB	HBP	BLK	WP	HR	S	P	ERA	WHIP

TOP

New York Mets @ Philadelphia Phillies

Citizens Bank Park, Philadelphia, PA

Sat Apr 30 2011, 1:12 PM - 3:36 PM EDT

Att. 45,598 - Cloudy - 59 F

livebaseballscorecards.com

AB	32
R	1
H	7
RBI	1
BB	1
SO	8
LOB	16

WP: 0 PA: 33
PB: 0
SB: 0
CS: 0

BOTTOM

New York Mets @ Philadelphia Phillies

Citizens Bank Park, Philadelphia, PA

Sat Apr 30 2011, 1:12 PM - 3:36 PM EDT

Att. 45,598 - Cloudy - 59 F

livebaseballscorecards.com

Batter	1	2	3	4	5	6	7	8	9	AB	R	H	RBI	BB	SO	LOB
8 Shane Victorino, S (1, 8) OBP: 0.351, SLG: 0.490	B FF 89 C FF 91 B CH 85 F FF 92 F CU 75 X CH 85 / 2-2 ① L7		C CH 84 X SI 91 / 0-1 ③ G4-3			C CU 72 C CU 75 B FF 90 X CU 75 / 1-2 ① G4-3	B CU 75 F SI 88 X CU 77 / 1-1 11 FC4-6 1B; 1-2 2-3			4	0	1	0	0	0	0
27 Placido Polanco, R (1, 5) OBP: 0.447, SLG: 0.524	C FF 92 X SI 91 / 0-1 2B			B CH 83 B CH 84 C SI 90 X SI 90 / 2-1 ① L9		B SI 90 C CU 74 X FC 89 / 1-1 6 F8 11 1B 1B	C CU 76 F CU 77 D CU 79 F CU 78 B FF 89 X CU 77 / 2-2 ② SF9; 2-3 3-H			3	0	2	1	0	0	0
11 Jimmy Rollins, S (1, 6) OBP: 0.362, SLG: 0.359	B FF 91 C CU 72 C FF 92 B FF 92 F CU 75 X CU 75 / 2-2 ② G6-3			B FF 92 X FC 87 / 1-0 ② G5-3		B CU 74 C FC 87 X SI 89 / 1-1 1-2 1B	1 SAFE 1 SAFE C SI 89 C CU 77 1 SAFE X CU 78 / 0-2 ③ FC4-6; 1-2f			4	0	1	0	0	0	3
6 Ryan Howard, L (1, 3) OBP: 0.351, SLG: 0.560	B FF 92 S FF 91 C CU 74 F FF 92 D CU 76 B CU 73 S FF 92 / 3-3 ③ K			B FF 91 B FC 88 C CU 73 X FF 92 / 2-1 ③ G6-3		B FF 91 B FF 91 X FC 86 / 2-0 ② F8 2-3		B SL 81 F SL 81 C SL 80 B FF 89 F SL 83 X SL 83 / 2-2 ① P5		4	0	0	0	0	1	3
10 Ben Francisco, R (1, 9) OBP: 0.346, SLG: 0.447		B SI 90 C SI 90 B CH 84 C CU 74 F FF 90 X FC 89 / 2-2 ① P4			B CU 72 F SI 90 H CH 85 / 2-1 21 G4-6-3 15 1B HBP	C CU 74 1 SAFE X FF 91 / 0-1 ③ P3		B FC 87 B FF 90 F SI 90 B FF 88 B SI 90 / 4-1 15 CS BB		2	0	0	0	1	0	2
15 John Mayberry Jr., R (1, 7) OBP: 0.424, SLG: 0.517		B CH 85 X SI 91 / 1-0 ② G4-3			1 SAFE B FF 89 X SI 89 / 1-0 21 G4-6-3 1B; 1-2		B CH 84 C CU 72 F FF 89 B CU 74 B CU 74 F FF 92 X CU 75 / 3-2 HR	B SI 89 B SI 91 C SI 90 X FF 88 / 2-1 ② ③ F8 1-2		4	1	2	1	0	0	1
21 Wilson Valdez, R (1, 4) OBP: 0.282, SLG: 0.284		X SI 90 / 0-0 ③ G4-3			L SI 90 X SI 89 / 0-1 ① ② G4-6-3 1-2f 2-3		X SI 90 / 0-0 8 1B 4 BB 27 SF9 1B			3	1	1	0	0	0	2
4 Dane Sardinha, R (1, 2)			B SI 90 B SI 89 B FF 91 C FF 89 X SI 89 / 3-1 ① G6-3		B SI 89 B SI 89 C CU 74 B SI 89 B CU 74 / 4-1 BB		1 SAFE B SI 88 B SI 88 C CU 73 1 SAFE B SI 90 B SI 89 / 4-1 27 SF9 8 1B 1-2 BB			1	0	0	0	2	0	0
34 Roy Halladay, R (1, 1) OBP: 0.071, SLG: 0.071			B FF 90 C CU 73 S FC 88 C FF 93 / 1-3 ② K		X FF 91 / 0-0 ③ P4		F FF 88 L FF 89 B CU 73 L CU 73 / 1-3 ① K			3	0	0	0	0	2	4

Inning Stats	1	2	3	4	5	6	7	8	9
	R: 0 E: 0 K: 1 S: 14 / H: 1 LOB: 1 BB: 0 P: 21	R: 0 E: 0 K: 0 S: 6 / H: 0 LOB: 0 BB: 0 P: 9	R: 0 E: 0 K: 1 S: 7 / H: 0 LOB: 0 BB: 0 P: 11	R: 0 E: 0 K: 0 S: 5 / H: 0 LOB: 0 BB: 0 P: 10	R: 0 E: 0 K: 0 S: 6 / H: 1 LOB: 2 BB: 1 P: 13	R: 0 E: 0 K: 0 S: 10 / H: 2 LOB: 2 BB: 0 P: 15	R: 2 E: 0 K: 1 S: 18 / H: 3 LOB: 2 BB: 1 P: 29	R: 0 E: 0 K: 0 S: 7 / H: 0 LOB: 0 BB: 1 P: 15	

1B: 5 2B: 1 3B: 0 HR: 1 / SF: 1 SAC: 0 DP: 1 HBP: 1 / WP: 0 PB: 0 SB: 0 CS: 1 / PA: 33

	AB	28
	R	2
	H	7
	RBI	2
	BB	3
	SO	3
	LOB	15

PITCHER		IP	WLS	BF	H	R	ER	SO	BB	IBB	HBP	BLK	WP	HR	S	P	ERA	WHIP
49 Jonathon Niese, L ERA: 4.71	(1, 1)	6.1	L	27	6	2	2	3	2	0	1	0	0	1	57	96	2.84	1.263
33 Taylor Buchholz, R ERA: 1.32	(7, 1)	0.2		3	1	0	0	0	0	0	0	0	0	0	9	12	0.00	1.500
40 Tim Byrdak, L ERA: 5.63	(8, 1)	0.1		1	0	0	0	0	0	0	0	0	0	0	4	6	0.00	0.000
45 Jason Isringhausen, R ERA: 2.45	(8, 1)	0.2		2	0	0	0	0	1	0	0	0	0	0	3	9	0.00	1.500

PITCHER	IP	WLS	BF	H	R	ER	SO	BB	IBB	HBP	BLK	WP	HR	S	P	ERA	WHIP

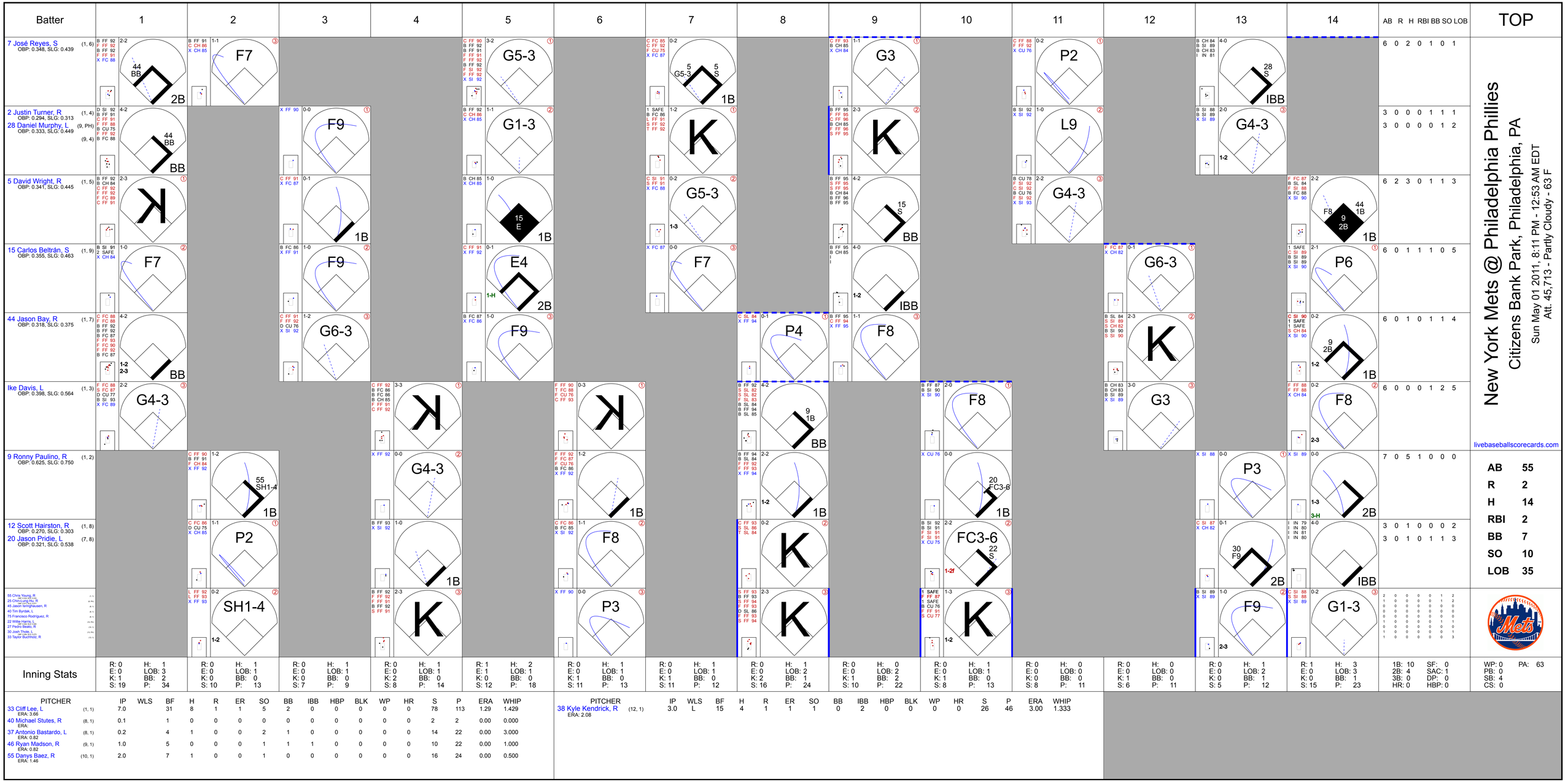
Batter
1
2
3
4
5
6
7
8
9
10
11
12
13
14
AB R H RBI BB SO LOB
TOP
7 José Reyes, S (1, 6)
OBP: 0.348, SLG: 0.439
6 0 2 0 1 0 1
2 Justin Turner, R (1, 4)
OBP: 0.294, SLG: 0.313
28 Daniel Murphy, L (9, PH)
OBP: 0.333, SLG: 0.449
(9, 4)
3 0 0 0 1 1 1
3 0 0 0 0 1 2
5 David Wright, R (1, 5)
OBP: 0.341, SLG: 0.445
6 2 3 0 1 1 3
15 Carlos Beltrán, S (1, 9)
OBP: 0.355, SLG: 0.463
6 0 1 1 1 0 5
44 Jason Bay, R (1, 7)
OBP: 0.318, SLG: 0.375
6 0 1 0 1 1 4
Ike Davis, L (1, 3)
OBP: 0.398, SLG: 0.564
6 0 0 0 1 2 5
9 Ronny Paulino, R (1, 2)
OBP: 0.625, SLG: 0.750
7 0 5 1 0 0 0
12 Scott Hairston, R (1, 8)
OBP: 0.270, SLG: 0.303
20 Jason Pridie, L (7, 8)
OBP: 0.321, SLG: 0.538
3 0 1 0 0 0 2
3 0 1 0 1 1 3
55 Chris Young, R
25 Chris Carter, R
45 Jason Isringhausen, R
40 Tim Byrdak, L
75 Francisco Rodriguez, R
22 Willie Harris, L
27 Pedro Beato, R
30 Josh Thole, L
33 Taylor Buchholz, R
New York Mets @ Philadelphia Phillies
Citizens Bank Park, Philadelphia, PA
Sun May 01 2011, 8:11 PM - 12:53 AM EDT
Att. 45,713 - Partly Cloudy - 63 F
livebaseballscorecards.com
AB 55
R 2
H 14
RBI 2
BB 7
SO 10
LOB 35
Inning Stats
1: R: 0 E: 0 K: 1 S: 19 | H: 1 LOB: 3 BB: 2 P: 34
2: R: 0 E: 0 K: 0 S: 10 | H: 1 LOB: 1 BB: 0 P: 13
3: R: 0 E: 0 K: 0 S: 7 | H: 1 LOB: 1 BB: 0 P: 9
4: R: 0 E: 0 K: 2 S: 8 | H: 1 LOB: 1 BB: 0 P: 14
5: R: 1 E: 1 K: 0 S: 12 | H: 2 LOB: 1 BB: 0 P: 18
6: R: 0 E: 0 K: 1 S: 11 | H: 1 LOB: 1 BB: 0 P: 13
7: R: 0 E: 0 K: 1 S: 11 | H: 1 LOB: 1 BB: 0 P: 12
8: R: 0 E: 0 K: 2 S: 16 | H: 1 LOB: 2 BB: 1 P: 24
9: R: 0 E: 0 K: 1 S: 10 | H: 0 LOB: 2 BB: 2 P: 22
10: R: 0 E: 0 K: 1 S: 8 | H: 1 LOB: 1 BB: 0 P: 13
11: R: 0 E: 0 K: 0 S: 8 | H: 0 LOB: 0 BB: 0 P: 11
12: R: 0 E: 0 K: 1 S: 6 | H: 0 LOB: 0 BB: 0 P: 11
13: R: 0 E: 0 K: 0 S: 5 | H: 1 LOB: 2 BB: 1 P: 12
14: R: 1 E: 0 K: 0 S: 15 | H: 3 LOB: 3 BB: 1 P: 23
1B: 10 2B: 4 3B: 0 HR: 0
SF: 0 SAC: 1 DP: 0 HBP: 0
PA: 63
WP: 0 PB: 0 SB: 4 CS: 0
PITCHER IP WLS BF H R ER SO BB IBB HBP BLK WP HR S P ERA WHIP
33 Cliff Lee, L (1, 1) ERA: 3.66 7.0 31 8 1 1 5 2 0 0 0 0 0 78 113 1.29 1.429
40 Michael Stutes, R (8, 1) ERA: 0.1 1 0 0 0 0 0 0 0 0 0 0 2 2 0.00 0.000
37 Antonio Bastardo, L (8, 1) ERA: 0.82 0.2 4 1 0 0 2 1 0 0 0 0 0 14 22 0.00 3.000
46 Ryan Madson, R (9, 1) ERA: 0.82 1.0 5 0 0 0 1 1 1 0 0 0 0 10 22 0.00 1.000
55 Danys Baez, R (10, 1) ERA: 1.46 2.0 7 1 0 0 1 0 0 0 0 0 0 16 24 0.00 0.500
PITCHER IP WLS BF H R ER SO BB IBB HBP BLK WP HR S P ERA WHIP
38 Kyle Kendrick, R (12, 1) ERA: 2.08 3.0 L 15 4 1 1 1 0 2 0 0 0 0 26 46 3.00 1.333

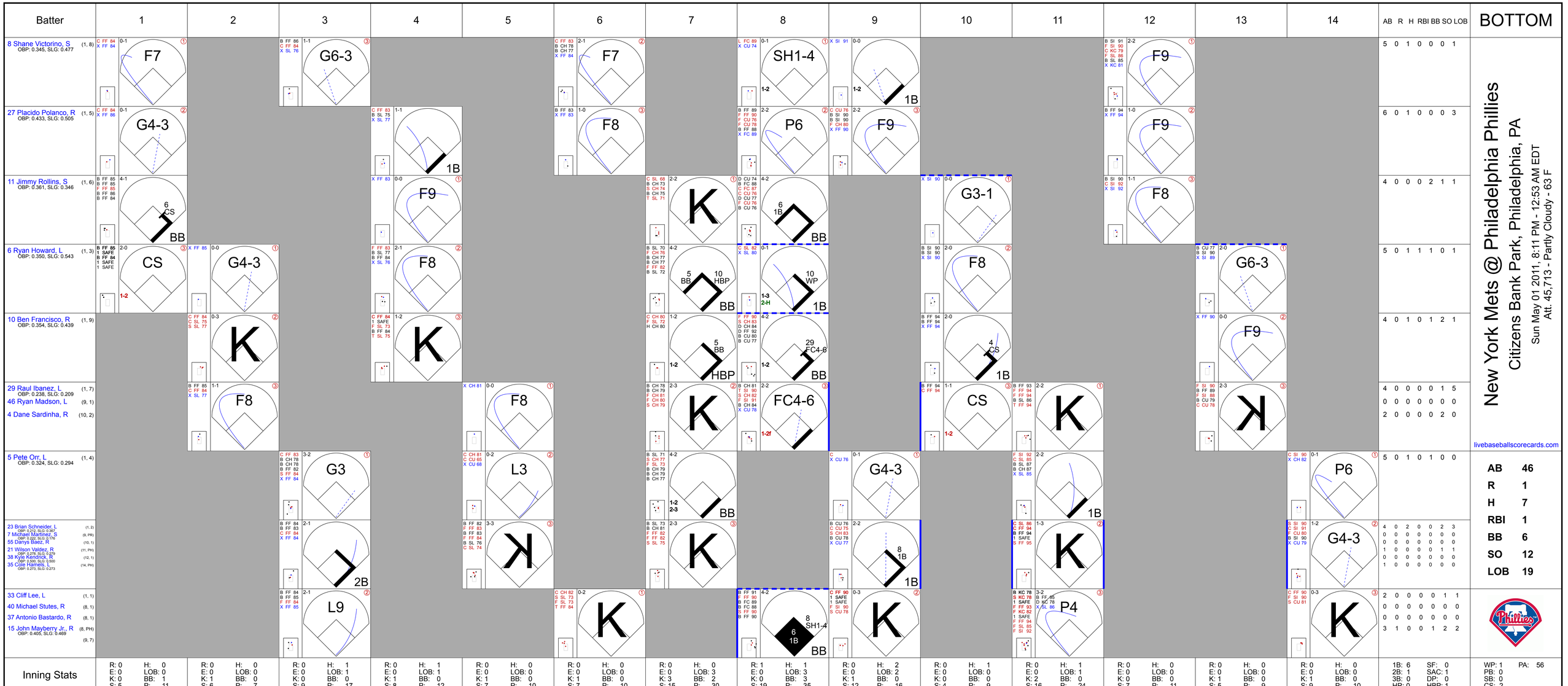
Batter
1
2
3
4
5
6
7
8
9
10
11
12
13
14
AB R H RBI BB SO LOB
BOTTOM
8 Shane Victorino, S (1, 8) OBP: 0.345, SLG: 0.477
F7
G6-3
F7
SH1-4
1B
F9
5 0 1 0 0 0 1
27 Placido Polanco, R (1, 5) OBP: 0.433, SLG: 0.505
G4-3
1B
F8
P6
F9
F9
6 0 1 0 0 0 3
11 Jimmy Rollins, S (1, 6) OBP: 0.361, SLG: 0.346
6 CS
BB
F9
K
6 1B
BB
G3-1
F8
4 0 0 0 2 1 1
6 Ryan Howard, L (1, 3) OBP: 0.350, SLG: 0.543
CS
1-2
G4-3
F8
5 BB
10 HBP
BB
10 WP
1B
1-3
2-H
F8
G6-3
5 0 1 1 1 0 1
10 Ben Francisco, R (1, 9) OBP: 0.354, SLG: 0.439
K
K
5 BB
HBP
29 FC4-6
BB
4 CS
1B
F9
4 0 1 0 1 2 1
29 Raul Ibanez, L (1, 7) OBP: 0.238, SLG: 0.209
46 Ryan Madson, L (9, 1)
4 Dane Sardinha, R (10, 2)
F8
F8
K
FC4-6
1-2f
CS
1-2
K
K
4 0 0 0 0 1 5
0 0 0 0 0 0 0
2 0 0 0 0 2 0
5 Pete Orr, L (1, 4) OBP: 0.324, SLG: 0.294
G3
L3
BB
G4-3
1B
P6
5 0 1 0 1 0 0
23 Brian Schneider, L (1, 2) OBP: 0.212, SLG: 0.367
7 Michael Martinez, S (9, PR) OBP: 0.222, SLG: 0.176
55 Danys Baez, R (10, 1)
21 Wilson Valdez, R (11, PH) OBP: 0.278, SLG: 0.229
38 Kyle Kendrick, R (12, 1) OBP: 0.000, SLG: 0.000
35 Cole Hamels, L (14, PH) OBP: 0.273, SLG: 0.273
2B
K
K
8 1B
1B
G4-3
4 0 2 0 0 2 3
0 0 0 0 0 0 0
0 0 0 0 0 0 0
1 0 0 0 0 1 1
0 0 0 0 0 0 0
1 0 0 0 0 0 0
33 Cliff Lee, L (1, 1)
40 Michael Stutes, R (8, 1)
37 Antonio Bastardo, R (8, 1)
15 John Mayberry Jr., R (8, PH) OBP: 0.405, SLG: 0.469
(9, 7)
L9
K
8 SH1-4 6 1B BB
K
P4
K
2 0 0 0 0 1 1
0 0 0 0 0 0 0
0 0 0 0 0 0 0
3 1 0 0 1 2 2
Inning Stats
R: 0 E: 0 K: 0 S: 5
H: 0 LOB: 0 BB: 1 P: 11
R: 0 E: 0 K: 1 S: 6
H: 0 LOB: 0 BB: 0 P: 7
R: 0 E: 0 K: 0 S: 9
H: 1 LOB: 1 BB: 0 P: 17
R: 0 E: 0 K: 1 S: 8
H: 1 LOB: 1 BB: 0 P: 12
R: 0 E: 0 K: 1 S: 7
H: 0 LOB: 0 BB: 0 P: 10
R: 0 E: 0 K: 1 S: 7
H: 0 LOB: 0 BB: 0 P: 10
R: 0 E: 0 K: 3 S: 15
H: 0 LOB: 3 BB: 2 P: 30
R: 1 E: 0 K: 0 S: 19
H: 1 LOB: 3 BB: 3 P: 35
R: 0 E: 0 K: 1 S: 12
H: 2 LOB: 2 BB: 0 P: 16
R: 0 E: 0 K: 0 S: 4
H: 1 LOB: 0 BB: 0 P: 9
R: 0 E: 0 K: 2 S: 16
H: 1 LOB: 1 BB: 0 P: 24
R: 0 E: 0 K: 0 S: 7
H: 0 LOB: 0 BB: 0 P: 11
R: 0 E: 0 K: 1 S: 5
H: 0 LOB: 0 BB: 0 P: 9
R: 0 E: 0 K: 1 S: 9
H: 0 LOB: 0 BB: 0 P: 10
1B: 6 2B: 1 3B: 0 HR: 0
SF: 0 SAC: 1 DP: 0 HBP: 1
WP: 1 PB: 0 SB: 0 CS: 2
PA: 56
PITCHER IP WLS BF H R ER SO BB IBB HBP BLK WP HR S P ERA WHIP
55 Chris Young, R (1, 1) ERA: 1.88 7.0 26 2 0 0 7 3 0 1 0 0 0 57 97 0.00 0.714
45 Jason Isringhausen, R (8, 1) ERA: 3.38 0.2 H 4 0 1 1 0 2 0 0 0 0 0 11 21 13.50 3.000
40 Tim Byrdak, L (8, 1) ERA: 5.63 0.0 B 1 1 0 0 0 0 0 0 0 0 0 2 2 ∞ ∞
75 Francisco Rodríguez, R (8, 1) ERA: 1.64 1.1 7 2 0 0 1 1 0 0 0 1 0 18 28 0.00 2.250
27 Pedro Beato, R (10, 1) ERA: 3.0 10 2 0 0 2 0 0 0 0 0 0 27 44 0.00 0.667
PITCHER IP WLS BF H R ER SO BB IBB HBP BLK WP HR S P ERA WHIP
33 Taylor Buchholz, R (13, 1) ERA: 1.15 2.0 W 6 0 0 0 2 0 0 0 0 0 0 14 19 0.00 0.000
New York Mets @ Philadelphia Phillies
Citizens Bank Park, Philadelphia, PA
Sun May 01 2011, 8:11 PM - 12:53 AM EDT
Att. 45,713 - Partly Cloudy - 63 F
livebaseballscorecards.com
AB 46
R 1
H 7
RBI 1
BB 6
SO 12
LOB 19

Batter	1	2	3	4	5	6	7	8	9	AB	R	H	RBI	BB	SO	LOB
8 Danny Espinosa, S (1, 4) OBP: 0.310, SLG: 0.354	C FF 91 B FF 92 X FF 93 1-1 P5 ①		C FF 91 S FF 89 S CH 84 0-3 K ②			X FF 88 0-0 20 G6-4-3 1B		C FF 90 X CH 84 0-1 G4-3 ③		4	0	1	0	0	1	0
20 Ian Desmond, R (1, 6) OBP: 0.279, SLG: 0.408	B FF 93 B CH 84 C FF 93 F FF 94 F CH 86 F FC 91 C FC 90 2-3 K ②		C FF 92 F FF 92 B FF 90 X CH 84 1-2 G6-3 ③			1 SAFE X FF 87 0-0 G6-4-3 ①② 1-2f			C FF 88 X CH 82 0-1 G1-3 ①	4	0	0	0	0	1	1
28 Jayson Werth, R (1, 9) OBP: 0.322, SLG: 0.406	B FF 93 B FF 94 B FF 92 F FF 93 B FF 93 4-1 25 S BB			X FC 86 0-0 G5-3 ①		C FF 87 B FF 88 X FF 91 1-1 P3 ③			B FF 88 C FF 90 F FF 88 T CH 83 1-2 K ②	3	0	0	0	1	1	0
25 Adam LaRoche, L (1, 3) OBP: 0.294, SLG: 0.298	B FF 93 F FF 90 C FF 90 S CU 79 1-3 K ③ 1-2			C FF 91 F FF 92 B FC 89 X CH 85 1-2 L9 ②			X FC 88 0-0 G1-3 ①		C FF 91 B FC 89 X FF 88 1-1 G4-3 ③	4	0	0	0	0	1	1
38 Michael Morse, R (1, 7) OBP: 0.271, SLG: 0.325		C FF 92 B FF 92 X FF 92 1-1 7 FC5-4 1B		F FF 92 B FC 89 S CH 84 S FC 90 1-3 K ③			X FF 90 0-0 HR			3	1	2	1	0	1	0
15 Jerry Hairston, R (1, 8) OBP: 0.282, SLG: 0.270		C CH 82 X FC 89 0-1 F7 ①			C FF 91 F FF 91 X FF 93 0-2 L6 ①		C CH 81 F FC 90 B FF 92 X CH 85 1-2 G5-3 ②			3	0	0	0	0	0	1
7 Ivan Rodriguez, R (1, 2) OBP: 0.265, SLG: 0.362		C FF 92 F FC 90 1 SAFE B FC 90 F CU 79 B FF 94 X CH 83 2-2 FC5-4 43 FC6-4 ② 1-2f			F CH 82 B FF 89 B CH 84 C FF 92 F FC 91 F FF 92 B FF 90 X FF 90 3-2 2B		B FF 90 B FF 92 C CH 83 F CH 85 F FF 92 S FF 90 2-3 K ③			3	0	1	0	0	1	1
43 Brian Bixler, R (1, 5) OBP: 0.182, SLG: 0.100		B FF 93 S CH 83 F CH 83 X FC 90 1-2 FC6-4 ③ 1-2f			C CH 82 B FC 90 B CH 82 S CH 84 B FF 94 X CH 83 3-2 F8 ②			L FF 88 B FC 87 S CH 81 X FC 89 1-2 3 G1-6-3 1B		3	0	1	0	0	0	2
61 Livan Hernandez, R (1, 1) OBP: 0.091, SLG: 0.091 60 Todd Coffey, R (7, 1) 45 Doug Slaten, L (7, 1) 3 Wilson Ramos, R (8, PH) OBP: 0.415, SLG: 0.544 63 Henry Alberto Rodriguez, R (8, PR)			X FF 90 0-0 G1-3 ①		C CH 83 F FF 93 F FF 91 B FF 91 X FF 93 1-2 G6-3 ③			S CH 82 C FF 88 X FC 89 0-2 G1-6-3 ①② 1-2f		2 0 0 1 0	0 0 0 0 0	0 0 0 0 0	0 0 0 0 0	0 0 0 0 0	0 0 0 1 0	1 0 0 1 0
Inning Stats	R: 0 E: 0 K: 2 S: 11 H: 0 LOB: 1 BB: 1 P: 19	R: 0 E: 0 K: 0 S: 11 H: 1 LOB: 1 BB: 0 P: 15	R: 0 E: 0 K: 1 S: 7 H: 0 LOB: 0 BB: 0 P: 8	R: 0 E: 0 K: 1 S: 7 H: 0 LOB: 0 BB: 0 P: 9	R: 0 E: 0 K: 0 S: 15 H: 1 LOB: 1 BB: 0 P: 22	R: 0 E: 0 K: 0 S: 4 H: 1 LOB: 0 BB: 0 P: 5	R: 1 E: 0 K: 1 S: 9 H: 1 LOB: 0 BB: 0 P: 12	R: 0 E: 0 K: 0 S: 8 H: 1 LOB: 0 BB: 0 P: 9	R: 0 E: 0 K: 1 S: 7 H: 0 LOB: 0 BB: 0 P: 9	1B: 3 2B: 1 3B: 0 HR: 1	SF: 0 SAC: 0 DP: 2 HBP: 0					

PITCHER	IP	WLS	BF	H	R	ER	SO	BB	IBB	HBP	BLK	WP	HR	S	P	ERA	WHIP
35 Cole Hamels, L (1, 1) ERA: 2.66	9.0	W	31	5	1	1	6	1	0	0	0	0	1	79	108	1.00	0.667

PITCHER	IP	WLS	BF	H	R	ER	SO	BB	IBB	HBP	BLK	WP	HR	S	P	ERA	WHIP

TOP

Washington Nationals @ Philadelphia Phillies
Citizens Bank Park, Philadelphia, PA
Tue May 03 2011, 7:07 PM - 9:41 PM EDT
Att. 45,695 - Cloudy - 76 F

livebaseballscorecards.com

AB	30
R	1
H	5
RBI	1
BB	1
SO	6
LOB	8

1B: 3	SF: 0	WP: 0	PA: 31
2B: 1	SAC: 0	PB: 0	
3B: 0	DP: 2	SB: 1	
HR: 1	HBP: 0	CS: 0	

BOTTOM

Washington Nationals @ Philadelphia Phillies
Citizens Bank Park, Philadelphia, PA
Tue May 03 2011, 7:07 PM - 9:41 PM EDT
Att. 45,695 - Cloudy - 76 F

livebaseballscorecards.com

Batter	1	2	3	4	5	6	7	8	9	AB	R	H	RBI	BB	SO	LOB
11 Jimmy Rolls, S (1, 6) OBP: 0.370, SLG: 0.369	C SI 82 B CH 77 X CH 76 1-1 ① G5-3		B CU 68 C CU 67 B SL 78 X SL 78 2-1 27 S 8 1B 1B 3-H		C SI 83 X SL 79 0-1 27 SF9 3B	C FF 83 B SI 82 B CH 78 B SI 83 X CH 80 3-1 ②③ G4-6-3 1-2f		B FF 96 B FF 98 F SI 96 F FF 98 D SL 85 B FF 97 4-2 8 FC3-6 1-2 BB		4	1	2	1	1	0	2
8 Shane Victorino, S (1, 8) OBP: 0.355, SLG: 0.478	B FF 83 C SI 81 X CH 78 1-1 ② G4-3		1 SAFE C SI 82 X SI 83 0-1 27 S 1B 1-2		B SI 84 B CH 76 B SL 80 B SI 83 4-0 10 BB 27 SF9 BB		C SI 84 F CH 79 B SI 87 F SL 80 F SI 84 F CU 60 B SI 83 X CU 68 2-2 ① 6 1B 27 G1-3 1B	B FF 96 C FF 96 B FF 97 X SI 98 2-1 ① FC3-6 27 BB 1-2f 2-3		4	1	2	0	1	0	2
27 Placido Polanco, R (1, 5) OBP: 0.424, SLG: 0.491	B FF 83 X SI 82 1-0 ③ F8		F SL 79 F CU 61 B CU 68 T SL 77 1-2 ③ K 1-2 2-3		X SI 85 0-0 ② SF9 1-2 3-H		D SL 79 1 SAFE C FF 84 B SI 85 X SL 78 2-1 ① G1-3 1-2	B FF 99 F FF 98 B SL 85 1 SAFE P PO 84 F FF 99 B FF 99 4-2 6 G4-6-3 BB 1-2		3	0	0	1	1	1	3
6 Ryan Howard, L (1, 3) OBP: 0.360, SLG: 0.541		S CU 66 B SL 79 B SL 77 S SL 74 C SI 84 2-3 ① K	C SL 75 C SI 81 X CU 68 0-2 29 2B 23 G1-2-3 1B	I IN 72 I IN 66 I IN 64 I IN 64 4-0 10 BB IBB		B SL 79 2 SAFE X SL 75 1-0 29 2B 1B 2-H	F FF 97 D CH 92 S CH 90 B SL 84 X FF 100 2-2 ②③ G4-6-3 1-2f		4	1	2	1	1	1	3
10 Ben Francisco, R (1, 9) OBP: 0.350, SLG: 0.426		B SI 83 B SI 84 S CH 76 X SI 83 2-1 ② F7	C SI 83 X SI 84 0-1 ① L8	B SL 77 B FF 85 B CU 66 C CU 66 B SI 84 4-1 1-2 2-3 BB			B SL 82 B SI 92 C SI 91 B SI 92 C SI 90 X SL 82 3-2 ② L6			3	0	0	0	1	0	2
29 Raul Ibanez, L (1, 7) OBP: 0.248, SLG: 0.242		X SI 82 0-0 ③ G1-3	B SL 79 B CH 77 B CH 79 C SL 78 X SI 82 3-1 1-3 2B	X SL 77 0-0 ③ F9			B SL 80 B FF 89 X FF 90 2-0 1-H 2B			4	0	2	1	0	0	3
5 Pete Orr, L (1, 4) OBP: 0.350, SLG: 0.306 15 John Mayberry Jr., R (7, PH) OBP: 0.421, SLG: 0.469 21 Wilson Valdez, R (8, 4) OBP: 0.278, SLG: 0.279			C SI 82 F CH 77 X SI 83 0-2 ① P3 I IN 71 I IN 70 I IN 72 I IN 68 4-0 IBB		S SI 83 X CH 76 0-1 35 FC5-6 23 1B 1B I IN 66 I IN 66 I IN 64 I IN 66 4-0 IBB					2 0 0	0 0 0	1 0 0	0 0 0	1 1 0	0 0 0	0 0 0
23 Brian Schneider, L (1, 2) OBP: 0.216, SLG: 0.353			C SI 82 X SI 82 0-1 ② L1 B CH 78 B CH 77 X SI 83 2-0 ②③ G1-2-3 3-Hf			D CH 78 X SI 83 1-0 35 FC5-6 1-2 1B B SL 79 S SL 80 X SL 79 1-1 ③ G3			4	0	1	0	0	0	5
35 Cole Hamels, L (1, 1) OBP: 0.333, SLG: 0.467			F SI 84 F CH 76 X SI 85 0-2 11 1B 3B	C SI 83 F CU 68 T SI 84 0-2 ① K	X FF 83 0-0 ① FC5-6 11 G4-6-3 1-2 2-3f			S FF 97 F FF 96 X FF 98 0-2 8 FC3-6 11 BB 1B		4	1	2	0	0	1	2
Inning Stats	R: 0 E: 0 K: 0 S: 5 H: 0 LOB: 0 BB: 0 P: 8	R: 0 E: 0 K: 1 S: 6 H: 0 LOB: 0 BB: 0 P: 10	R: 1 E: 0 K: 1 S: 15 H: 3 LOB: 2 BB: 0 P: 18	R: 0 E: 0 K: 0 S: 8 H: 2 LOB: 2 BB: 1 P: 17	R: 1 E: 0 K: 1 S: 8 H: 1 LOB: 3 BB: 3 P: 20	R: 0 E: 0 K: 0 S: 6 H: 2 LOB: 1 BB: 0 P: 10	R: 2 E: 0 K: 0 S: 15 H: 3 LOB: 2 BB: 1 P: 30	R: 0 E: 0 K: 0 S: 13 H: 1 LOB: 2 BB: 2 P: 24		1B: 8 2B: 2 3B: 2 HR: 0	SF: 1 SAC: 0 DP: 3 HBP: 0	WP: 0 PB: 0 SB: 2 CS: 0	PA: 40			

PITCHER	IP	WLS	BF	H	R	ER	SO	BB	IBB	HBP	BLK	WP	HR	S	P	ERA	WHIP
61 Livan Hernandez, R (1, 1) ERA: 3.57	6.1	L	31	10	4	4	3	2	2	0	0	0	0	57	97	5.68	1.895
60 Todd Coffey, R (7, 1) ERA: 4.05	0.1		1	0	0	0	0	0	0	0	0	0	0	3	6	0.00	0.000
45 Doug Slaten, L (7, 1) ERA:	0.1		3	1	0	0	0	0	1	0	0	0	0	3	10	0.00	3.000
63 Henry Alberto Rodriguez, R (8, 1) ERA:	1.0		5	1	0	0	0	2	0	0	0	0	0	13	24	0.00	3.000

PITCHER	IP	WLS	BF	H	R	ER	SO	BB	IBB	HBP	BLK	WP	HR	S	P	ERA	WHIP

Batter	1	2	3	4	5	6	7	8	9	AB	R	H	RBI	BB	SO	LOB
8 Danny Espinosa, S (1, 4) OBP: 0.314, SLG: 0.380	B SI 88 C FF 87 B SI 90 F SI 88 C SI 89 2-3 ① K		1 SAFE B KC 74 X SI 89 1-0 ② F8			C CH 84 B CH 83 S SI 90 H SL 84 2-2 20 G6-3, 25 2B, HBP		F FF 92 X FF 93 0-1 ① F7	B CU 76 F SI 93 B SI 93 X SI 92 2-1 1-H 3-H HR	4	2	1	3	0	1	1
20 Ian Desmond, R (1, 6) OBP: 0.266, SLG: 0.388	S FF 90 B SI 90 X SL 85 1-1 ② G6-3		C SL 84 C FF 91 B FF 92 S SI 90 1-3 ③ K			B FF 91 F SL 83 1 SAFE B SI 90 X SL 83 2-1 ① G6-3, 1-2		C SL 83 C FF 93 S SL 82 0-3 ② K	X SI 94 0-0 ③ G6-3	5	0	0	0	0	2	2
28 Jayson Werth, R (1, 9) OBP: 0.320, SLG: 0.400	C FF 91 B SL 84 C FF 90 B SL 86 S FF 91 2-3 ③ K			F SI 88 C FF 90 X SI 89 0-2 ① G6-3		B FF 90 C FF 91 C FF 91 B SL 83 B FF 93 F FF 92 S FF 92 3-3 ② K		C FF 93 S SL 83 X SI 94 0-2 25 DI, 1B		4	0	1	0	0	2	1
25 Adam LaRoche, L (1, 3) OBP: 0.301, SLG: 0.309		B FF 89 C CH 82 S SI 90 F SL 84 B SI 93 F CH 84 B SI 90 C FF 92 3-3 ① K		B KC 74 B FF 90 C CH 83 C CH 84 F FF 93 B SL 84 C SI 93 3-3 ② K		F SI 90 B FF 91 F CH 84 B FF 92 X SI 91 3-2 2-H 2B		S SL 82 B SL 82 F FF 93 D SL 82 B FF 93 4-2 1-2 BB		3	0	1	1	1	2	0
3 Wilson Ramos, R (1, 2) OBP: 0.406, SLG: 0.541		C FF 92 F SI 89 B SL 83 X SI 93 1-2 2B		C SI 91 F SL 84 B SL 83 X FF 93 1-2 ③ G4-3		B FF 90 F SL 82 X SL 84 1-1 ③ G5-3		B SL 81 X FF 92 1-0 ③ P2		4	0	1	0	0	0	3
19 Laynce Nix, L (1, 7) OBP: 0.326, SLG: 0.548		C FF 91 X FF 91 0-1 ② F8			F CH 83 B FF 90 X CH 84 1-1 ① G1-3		C SI 87 B SL 78 B SI 86 F SI 87 S SL 79 2-3 ① K		X SI 91 0-0 12 1B, 8 HR, 1B	4	1	1	0	0	1	1
15 Jerry Hairston, R (1, 8) OBP: 0.267, SLG: 0.254		X CH 84 0-0 ③ P4			C SL 82 B SI 88 B FF 91 X SL 83 2-1 ② F9		C SI 88 X CH 79 0-1 ② P4		C SI 92 D CU 75 F SI 93 B CU 76 C SI 93 2-3 ① K	4	0	0	0	0	1	2
13 Alex Cora, L (1, 5) OBP: 0.277, SLG: 0.273			C FF 88 X FF 89 0-1 1B		B FF 90 C SI 88 F SL 84 B SL 83 X SI 91 2-2 1B		B SI 87 B SI 88 C SI 87 C SI 87 X SI 80 2-2 1B		B CU 76 C SI 93 B SI 89 B SI 92 S SI 93 C SI 93 3-3 ② K	4	0	3	0	0	1	1
21 Jason Marquis, L (1, 1) OBP: 0.333, SLG: 0.333 55 Brian Broderick, R (6, 1) 43 Brian Bixler, R (7, PH) OBP: 0.167, SLG: 0.091 17 Sean Burnett, L (7, 1) 60 Todd Coffey, R (8, 1) 12 Matt Stairs, L (9, PH) OBP: 0.316, SLG: 0.071			B SI 88 B SI 86 1 SAFE L SI 86 F FF 89 T SI 88 2-2 ① K		B FF 89 F CH 83 X SI 90 1-1 ③ G6-3		B SI 88 B CH 78 X SI 88 2-0 ③ G3		X SI 90 0-0 8 DI, 1-3 8 HR, 1B	2 0 1 0 0 1	0 0 0 0 0 1	0 0 0 0 0 1	0 0 0 0 0 0	0 0 0 0 0 0	1 0 0 0 0 0	2 0 1 0 0 0
Inning Stats	R: 0 E: 0 K: 2 S: 8 H: 0 LOB: 0 BB: 0 P: 13	R: 0 E: 0 K: 1 S: 11 H: 1 LOB: 1 BB: 0 P: 15	R: 0 E: 0 K: 2 S: 9 H: 1 LOB: 1 BB: 0 P: 13	R: 0 E: 0 K: 1 S: 10 H: 0 LOB: 0 BB: 0 P: 14	R: 0 E: 0 K: 0 S: 9 H: 1 LOB: 1 BB: 0 P: 15	R: 1 E: 0 K: 1 S: 13 H: 1 LOB: 1 BB: 0 P: 24	R: 0 E: 0 K: 1 S: 9 H: 1 LOB: 1 BB: 0 P: 15	R: 0 E: 0 K: 1 S: 11 H: 1 LOB: 2 BB: 1 P: 16	R: 3 E: 0 K: 2 S: 11 H: 3 LOB: 0 BB: 0 P: 18	1B: 6 2B: 2 3B: 0 HR: 1 SF: 0 SAC: 0 DP: 0 HBP: 1						WP: 0 PB: 0 SB: 0 CS: 0 PA: 38	

PITCHER		IP	WLS	BF	H	R	ER	SO	BB	IBB	HBP	BLK	WP	HR	S	P	ERA	WHIP
49 Vance Worley, R ERA: 0.75	(1, 1)	6.0	W	23	4	1	1	7	0	0	1	0	0	0	60	94	1.50	0.667
16 J.C. Romero, L ERA: 3.18	(7, 1)	1.0		4	1	0	0	1	0	0	0	0	0	0	9	15	0.00	1.000
40 Michael Stutes, R ERA:	(8, 1)	1.0		5	1	0	0	1	1	0	0	0	0	0	11	16	0.00	2.000
55 Danys Baez, R ERA: 3.38	(9, 1)	1.0		6	3	3	3	2	0	0	0	0	0	1	11	18	27.00	3.000

PITCHER	IP	WLS	BF	H	R	ER	SO	BB	IBB	HBP	BLK	WP	HR	S	P	ERA	WHIP

TOP

Washington Nationals @ Philadelphia Phillies

Citizens Bank Park, Philadelphia, PA

Wed May 04 2011, 7:08 PM - 9:52 PM EDT

Att. 44,123 - Cloudy - 54 F

livebaseballscorecards.com

AB	36
R	4
H	9
RBI	4
BB	1
SO	11
LOB	14

BOTTOM

Batter	1	2	3	4	5	6	7	8	9	AB	R	H	RBI	BB	SO	LOB
11 Jimmy Rollins, S (1, 6) OBP: 0.379, SLG: 0.374	C SI 89 F SI 89 B CH 81 B SL 86 X CH 80 2-2 27 G6-4-3 1B		F SI 88 C SI 89 F SI 89 X SI 83 0-2 ③ F7		D SI 89 S SI 89 S SL 85 D CH 82 B CH 80 B CH 80 4-2 8 1B 1-2 2-3 BB	C CU 76 X CH 82 0-1 8 FC4-6 1-2 2-3 3-H 1B		C SI 92 C SL 83 F SL 83 X SL 82 0-2 ③ G1-3		4	0	2	1	1	0	1
8 Shane Victorino, S (1, 8) OBP: 0.352, SLG: 0.470	B SI 89 B SI 89 C SI 87 B SL 86 X SI 87 3-1 ① P6			B SI 88 C SI 88 B CH 84 X SI 89 2-1 ① G4-3	X CH 80 0-0 1-2 2-3 3-H 1B	C SI 89 X CU 76 0-1 ② FC4-6 1-2f 2-H 3-H				4	0	1	2	0	0	2
27 Placido Polanco, R (1, 5) OBP: 0.419, SLG: 0.487	C SI 89 D CH 84 X SL 85 1-1 ②③ G6-4-3 1-2f			B SI 88 X SI 88 1-0 6 FC4-6 1B	B CH 81 C CH 81 F SI 90 X SL 83 1-2 ② SF7 3-H	X SI 89 0-0 ③ L6				3	0	1	1	0	0	2
6 Ryan Howard, L (1, 3) OBP: 0.349, SLG: 0.522		C SI 88 B SL 87 B CH 82 F SL 86 S CH 80 2-3 ① K		D FF 86 1 SAFE D SL 86 B SI 89 X SI 89 3-0 ② FC4-6 1-2f	X CH 81 0-0 ③ L4		C SI 90 F SL 77 B SL 79 F SI 90 X SI 90 1-2 ① G6-3			4	0	0	0	0	1	3
10 Ben Francisco, R (1, 9) OBP: 0.347, SLG: 0.413		C SL 87 C CH 82 B CH 83 B SI 88 S CH 83 2-3 ② K		B SI 90 C SI 89 X SI 89 1-1 ③ G5-3		B SL 82 B SL 82 F SI 87 B SI 88 B CH 84 4-1 23 1B 29 1B 21 1B BB	B SI 91 B CH 83 B SI 91 C SI 89 X SI 89 3-1 ② P3			3	1	0	0	1	1	1
29 Raul Ibanez, L (1, 7) OBP: 0.266, SLG: 0.293		B SI 89 B SI 89 X SI 89 2-0 1B			X SL 84 0-0 HR	B CH 81 C CH 81 B CH 79 X SI 87 2-1 21 1B 23 1B 11 1B 1-2 1B	B SI 90 B SL 76 F SI 90 X SI 89 2-1 ③ F8			4	2	3	1	0	0	0
23 Brian Schneider, L (1, 2) OBP: 0.244, SLG: 0.368		C SI 88 B CH 82 X SI 83 1-1 ③ G2-3			C SI 88 B CH 82 B CH 83 X SI 88 2-1 21 FC6-4 1B	B SI 87 X CH 80 1-0 11 1B 21 1B 8 FC4-6 1-2 2-3 1B		B SI 90 F SI 91 C SL 82 F SI 91 B SL 83 F SL 82 B SI 91 X SI 90 3-2 ① G3		4	1	2	0	0	0	1
21 Wilson Valdez, R (1, 4) OBP: 0.276, SLG: 0.278			B SI 90 C SI 89 X SI 88 1-1 ① L3		B SI 89 C SI 89 X SI 89 1-1 ① FC6-4 11 BB 49 1B 8 1B 1-2f	X SI 89 0-0 11 1B 8 E 1-2 2-3 3-H 1B		C SI 91 X SL 83 0-1 ② F7		4	2	1	1	0	0	1
49 Vance Worley, R (1, 1) OBP: 0.500, SLG: 0.500 7 Ross Gload, L (6, PH) OBP: 0.235, SLG: 0.235 16 J.C. Romero, S (7, 1) 40 Michael Stutes, R (8, 1) 7 Michael Martinez, S (8, PH) OBP: 0.263, SLG: 0.176 55 Danys Baez, R (9, 1)			C SI 89 B SI 88 C SI 90 F SL 84 X SI 90 1-2 ② G4-3		S SI 89 B SI 87 X SI 88 1-1 8 1B 11 BB 27 SF7 1-2 1B	S CH 81 B CU 77 B CH 83 F SI 90 F CH 82 F CU 79 F SI 90 S CH 82 2-3 ① K		B SI 92 F SI 90 C SL 83 B SL 81 B SI 91 B SI 90 4-2 BB		2 1 0 0 0 0	1 0 0 0 0 0	1 0 0 0 0 0	0 0 0 0 1 0	0 1 0 0 0 0	0 3 0 0 0 0	0 0 0 0 0 0
Inning Stats	R: 0 E: 0 K: 0 S: 7 H: 1 LOB: 0 BB: 0 P: 13	R: 0 E: 0 K: 2 S: 9 H: 1 LOB: 1 BB: 0 P: 16	R: 0 E: 0 K: 0 S: 10 H: 0 LOB: 0 BB: 0 P: 12	R: 0 E: 0 K: 0 S: 6 H: 1 LOB: 1 BB: 0 P: 13	R: 3 E: 0 K: 0 S: 14 H: 4 LOB: 2 BB: 1 P: 23	R: 4 E: 1 K: 1 S: 16 H: 4 LOB: 1 BB: 1 P: 25	R: 0 E: 0 K: 0 S: 8 H: 0 LOB: 0 BB: 0 P: 14	R: 0 E: 0 K: 0 S: 13 H: 0 LOB: 1 BB: 1 P: 20		1B: 10 2B: 0 3B: 0 HR: 1 SF: 1 SAC: 0 DP: 1 HBP: 0				WP: 0 PB: 0 SB: 0 CS: 0 PA: 37		

PITCHER		IP	WLS	BF	H	R	ER	SO	BB	IBB	HBP	BLK	WP	HR	S	P	ERA	WHIP
21 Jason Marquis, R ERA: 3.66	(1, 1)	5.0	L	26	10	7	6	2	2	0	0	0	0	1	51	89	10.80	2.400
55 Brian Broderick, R ERA: 6.75	(6, 1)	1.0		4	1	0	0	1	0	0	0	0	0	0	11	13	0.00	1.000
17 Sean Burnett, L ERA: 5.11	(7, 1)	1.0		3	0	0	0	0	0	0	0	0	0	0	8	14	0.00	0.000
60 Todd Coffey, R ERA: 3.52	(8, 1)	1.0		4	0	0	0	0	1	0	0	0	0	0	13	20	0.00	1.000

PITCHER	IP	WLS	BF	H	R	ER	SO	BB	IBB	HBP	BLK	WP	HR	S	P	ERA	WHIP

Washington Nationals @ Philadelphia Phillies
Citizens Bank Park, Philadelphia, PA
Wed May 04 2011, 7:08 PM - 9:52 PM EDT
Att. 44,123 - Cloudy - 54 F

livebaseballscorecards.com

AB	33
R	7
H	11
RBI	6
BB	3
SO	3
LOB	14

Batter	1	2	3	4	5	6	7	8	9	AB	R	H	RBI	BB	SO	LOB
8 Danny Espinosa, S (1, 4) OBP: 0.311, SLG: 0.385	C SI 91 S SI 92 B FC 92 F SI 93 F FC 91 B CH 84 X FC 92 2-2 ① G6-3		C FC 91 S CU 77 C CU 79 0-3 ② K		S CH 80 B FC 89 C CU 76 X FC 90 1-2 ① G3			B FF 91 B FF 92 B FF 93 C FF 92 F FF 92 X FF 92 3-2 13 1B 28 SF7 2B		4	1	1	0	0	1	0
13 Alex Cora, L (1, 5) OBP: 0.294, SLG: 0.292	C SI 93 X FC 91 0-1 28 S 1B		C SI 92 X CH 84 0-1 ③ G3		C SI 92 B FC 90 C FC 90 F SI 91 X CU 77 1-2 ② P4			F FF 93 B FF 93 B SL 82 F FF 92 F SL 82 F FF 92 X SL 83 2-2 25 WP 1B 2-3		4	0	2	0	0	0	0
28 Jayson Werth, R (1, 9) OBP: 0.318, SLG: 0.398	C FC 90 B SI 93 T FC 91 B FC 91 C FC 91 2-3 ② K 1-2			S CH 82 B FC 91 B CU 77 F FC 90 X CH 83 2-2 25 1B 3 1B 1B	B CH 83 B FC 92 C SI 93 X FC 91 2-1 ③ F9			C SL 83 X FF 92 0-1 ① SF7 3-H		3	1	1	1	0	1	1
19 Laynce Nix, L (1, 7) OBP: 0.304, SLG: 0.511 63 Henry Alberto Rodriguez (6, R) 38 Michael Morse, R (8, PH) OBP: 0.267, SLG: 0.321 45 Doug Slaten, L (8, 1)	F FC 91 F FC 91 B SI 93 B FC 90 S CH 84 2-3 ③ K			F FC 90 C SI 93 B FC 91 S CU 78 1-3 ① K		C CH 81 C FC 91 F CU 77 C SI 92 0-3 ① K		X FF 93 0-0 ② F8		3 0 1 0	0 0 0 0	0 0 0 0	0 0 0 0	0 0 0 0	3 0 0 0	2 0 1 0
25 Adam LaRoche, L (1, 3) OBP: 0.308, SLG: 0.327		X SI 91 0-0 2B		X FC 91 0-0 15 1B 3 1B 20 SF8 1-2 1B		C CH 83 B CU 76 B FC 90 S CH 83 C SI 92 2-3 ② K		D SL 85 S SL 84 F SL 82 B SL 83 B SL 85 T FF 92 3-2 ③ K 1-2		4	1	2	0	0	2	1
3 Wilson Ramos, R (1, 2) OBP: 0.397, SLG: 0.523		F SI 91 B CH 81 C CH 82 F FC 90 C FC 90 1-3 ① K		F SI 92 C CU 76 F FC 91 X SI 92 0-2 15 1B 1-2 2-H 1B		B CU 77 S FC 91 B CH 83 S CH 83 B FC 91 X CH 82 3-2 ③ G6-3			C FF 95 F FF 93 B FF 95 S CH 83 1-3 ① K	4	0	1	1	0	2	1
15 Jerry Hairston, R (1, 8) OBP: 0.266, SLG: 0.254		F SI 92 F FC 90 S SI 92 0-3 ② K		F SI 93 S CU 76 B FC 90 F CU 76 F FC 91 F SI 91 F CH 83 F SI 92 F CU 76 3-2 B SI 93 B CH 84 F FC 91 X SI 92 1-2 2-3 1B			B CH 78 X SI 90 1-0 ① F7		C FF 94 B FF 94 S CH 83 X FF 94 1-2 ② G6-3	4	0	1	0	0	1	1
20 Ian Desmond, R (1, 6) OBP: 0.257, SLG: 0.377		F FC 92 B SI 92 B SI 92 S CH 84 X FC 91 2-2 ③ G4-3		X FC 92 0-0 ② SF8 3-H			C FC 90 C SI 90 B CU 77 B SI 91 S CH 83 2-3 ② K		C FF 95 B FF 95 X FF 93 1-1 ③ F9	3	0	0	1	0	1	1
31 John Lannan, L (1, 1) 55 Brian Broderick, R (3, 1) 12 Matt Stairs, L (4, PH) OBP: 0.300, SLG: 0.067 60 Todd Coffey, R (4, 1) 43 Brian Bixler, R (6, 7) OBP: 0.154, SLG: 0.083			C SI 92 X FC 91 0-1 ① G4-3	B CH 84 X SI 92 1-0 ③ G3			C FC 91 S CU 78 F FC 90 B CU 77 C SI 92 1-3 ③ K			1 0 1 0 1	0 0 0 0 0	0 0 0 0 0	0 0 0 0 0	0 0 0 0 0	0 0 0 0 1	0 0 2 0 0
Inning Stats	R: 0 H: 1 E: 0 LOB: 1 K: 2 BB: 0 S: 13 P: 19	R: 0 H: 1 E: 0 LOB: 1 K: 2 BB: 0 S: 11 P: 14	R: 0 H: 0 E: 0 LOB: 0 K: 1 BB: 0 S: 7 P: 7	R: 2 H: 4 E: 0 LOB: 2 K: 1 BB: 0 S: 23 P: 30	R: 0 H: 0 E: 0 LOB: 0 K: 0 BB: 0 S: 9 P: 13	R: 0 H: 0 E: 0 LOB: 0 K: 2 BB: 0 S: 10 P: 15	R: 0 H: 0 E: 0 LOB: 0 K: 2 BB: 0 S: 8 P: 12	R: 1 H: 2 E: 0 LOB: 1 K: 1 BB: 0 S: 14 P: 22	R: 0 H: 0 E: 0 LOB: 0 K: 1 BB: 0 S: 8 P: 11	1B: 6 2B: 2 3B: 0 HR: 0	SF: 2 SAC: 0 DP: 0 HBP: 0			WP: 1 PB: 0 SB: 1 CS: 0	PA: 35		

PITCHER		IP	WLS	BF	H	R	ER	SO	BB	IBB	HBP	BLK	WP	HR	S	P	ERA	WHIP
34 Roy Halladay, R ERA: 2.19	(1, 1)	7.0	W	27	6	2	2	10	0	0	0	0	0	0	81	110	2.57	0.857
37 Antonio Bastardo, L ERA: 1.5	(8, 1)	1.0		5	2	1	1	1	0	0	0	0	1	0	14	22	9.00	2.000
46 Ryan Madson, R ERA: 0.75	(9, 1)	1.0		3	0	0	0	1	0	0	0	0	0	0	8	11	0.00	0.000

PITCHER	IP	WLS	BF	H	R	ER	SO	BB	IBB	HBP	BLK	WP	HR	S	P	ERA	WHIP

TOP

Washington Nationals @ Philadelphia Phillies
Citizens Bank Park, Philadelphia, PA
Thu May 05 2011, 7:09 PM - 10:03 PM EDT
Att. 45,316 - Partly Cloudy - 62 F

livebaseballscorecards.com

AB	33
R	3
H	8
RBI	3
BB	0
SO	12
LOB	10

Batter	1	2	3	4	5	6	7	8	9	AB	R	H	RBI	BB	SO	LOB
11 Jimmy Rolls, S (1, 6) OBP: 0.380, SLG: 0.375	B FF 90 B SI 88 C SI 90 X SI 89 2-1 ① F9		8 HR 1B 1-1 B CH 80 C SI 85 X CU 76 1-1 ③ G3			C FF 97 B FF 96 X FF 96 1-1 15 S 8 WP 1B		D FF 90 C FF 89 B CH 81 F FF 90 S SL 80 2-3 ① K		5	1	2	0	0	1	2
8 Shane Victorino, S (1, 8) OBP: 0.361, SLG: 0.492	C SI 90 H FF 90 1-1 HBP		C CH 84 X SL 78 0-1 1-H HR	C SI 91 F SL 82 S SI 91 0-3 ① K		S FF 95 D CH 88 B CH 89 B FF 98 B FF 97 4-1 15 S 1-2 BB		C FF 89 F FF 89 B FF 89 X SL 80 1-2 ② F7		3	1	1	2	1	1	1
27 Placido Polanco, R (1, 5) OBP: 0.418, SLG: 0.483	C SI 89 C CU 75 B FF 88 F FF 87 X SL 79 1-2 ② F8		B SI 91 C SI 90 S FF 88 X FF 89 1-2 6 BB 15 2B 1B	C SL 83 B SL 83 X SI 91 1-1 1B		D SL 82 F FF 98 C SL 82 D SI 98 X FF 97 2-2 ① F9		1 SAFE B CH 81 S CH 83 X FF 89 1-1 ③ F9		5	1	2	0	0	0	4
6 Ryan Howard, L (1, 3) OBP: 0.346, SLG: 0.509	B SL 78 B FF 87 S SL 78 F FF 89 1 SAFE F SL 80 F CH 82 F FF 90 F CU 75 2-3 ③ K		B SL 78 B SI 89 B SL 80 B FF 88 4-0 15 2B 29 2B 1-2 BB	T SI 91 F SI 90 B SI 91 B SI 92 1 SAFE B SI 92 S SL 81 3-3 ② K		C SL 80 B CH 90 B SI 99 B FF 98 T FF 97 S CH 92 3-3 ② K				3	1	0	0	1	3	4
15 John Mayberry Jr., R (1, 9) OBP: 0.405, SLG: 0.472		C FF 89 X FF 88 0-1 ① L8	B SI 90 X FF 90 1-0 1-3 2-H 29 2B 2B	C SI 91 1 SAFE B SL 82 F SI 91 B SL 83 B SL 83 C SL 81 3-3 ③ K		B SI 100 C FF 97 D SL 85 S FF 100 D SL 84 X FF 99 3-2 ③ F9 1-2 2-3				4	1	1	1	0	1	3
29 Raul Ibanez, L (1, 7) OBP: 0.283, SLG: 0.350		B FF 88 X FF 90 1-0 ② G6-3	B SI 90 F SL 79 C SL 80 X FF 90 1-2 21 1B 2-H 3-H 2B	X SI 91 0-0 HR			C CH 88 F CH 90 X FF 99 0-2 21 K 1B			4	2	3	3	0	0	0
21 Wilson Valdez, R (1, 4) OBP: 0.288, SLG: 0.289		B SI 89 X SI 90 1-0 4 1B 1B	C CU 74 X CU 75 0-1 34 SH1-4 2-H 1B	B SI 92 X SL 83 1-0 ① G6-3			C SI 99 S SL 83 F SL 83 S FF 98 0-3 ① ② K 1-2			4	0	2	1	0	1	1
4 Dane Sardinha, R (1, 2) OBP: 0.333, SLG: 0.143		D SI 89 1 SAFE B SI 89 S CH 83 1 SAFE X FF 90 2-1 1-2 1B	F SI 88 C SI 87 B SI 88 X CU 76 1-2 ① L7	B SL 83 C SL 83 S SI 90 S SL 83 1-3 ② K			C FF 99 S FF 98 S SL 84 0-3 ③ K			4	0	1	0	0	2	1
34 Roy Halladay, R (1, 1) OBP: 0.063, SLG: 0.063 37 Antonio Bastardo, R (8, 1) 10 Ben Francisco, R (8, PH) OBP: 0.352, SLG: 0.413 46 Ryan Madson, L (9, 1)		S SI 89 F SL 78 B CU 78 F FF 89 X CH 83 1-2 ③ L1	X SI 88 0-0 ② SH1-4 1-2	B SI 92 F SI 92 C SL 83 S SL 83 1-3 ③ K				B SI 89 C CH 82 B CH 84 B FF 90 B FF 89 4-1 BB		2 0 0 0	0 0 0 0	0 0 0 0	0 0 1 0	0 0 0 0	1 0 0 0	2 0 0 0
Inning Stats	R: 0 E: 0 K: 1 S: 14 H: 0 LOB: 1 BB: 0 P: 20	R: 0 E: 0 K: 0 S: 10 H: 2 LOB: 2 BB: 0 P: 15	R: 6 E: 0 K: 0 S: 19 H: 6 LOB: 1 BB: 1 P: 29	R: 0 E: 0 K: 3 S: 11 H: 1 LOB: 1 BB: 0 P: 18	R: 1 E: 0 K: 2 S: 8 H: 1 LOB: 0 BB: 0 P: 11	R: 0 E: 0 K: 1 S: 12 H: 1 LOB: 2 BB: 1 P: 25	R: 0 E: 0 K: 2 S: 10 H: 1 LOB: 0 BB: 0 P: 10	R: 0 E: 0 K: 1 S: 9 H: 0 LOB: 1 BB: 1 P: 17		1B: 8 2B: 2 3B: 0 HR: 2 SF: 0 SAC: 1 DP: 0 HBP: 1				WP: 1 PB: 0 SB: 2 CS: 0 PA: 39		

PITCHER		IP	WLS	BF	H	R	ER	SO	BB	IBB	HBP	BLK	WP	HR	S	P	ERA	WHIP
31 John Lannan, L ERA: 5.09	(1, 1)	2.0	L	15	7	6	6	1	1	0	1	0	0	1	35	54	27.00	4.000
55 Brian Broderick, R ERA: 6.1	(3, 1)	1.0		4	1	0	0	0	0	0	0	0	0	0	8	10	0.00	1.000
60 Todd Coffey, R ERA: 3.72	(4, 1)	2.0		8	2	1	1	5	0	0	0	0	0	1	19	29	4.50	1.000
63 Henry Alberto Rodriguez, R ERA:	(6, 1)	2.0		8	2	0	0	3	1	0	0	0	1	0	22	35	0.00	1.500
45 Doug Slaten, L ERA:	(8, 1)	1.0		4	0	0	0	1	1	0	0	0	0	0	9	17	0.00	1.000

PITCHER		IP	WLS	BF	H	R	ER	SO	BB	IBB	HBP	BLK	WP	HR	S	P	ERA	WHIP

BOTTOM

Washington Nationals @ Philadelphia Phillies

Citizens Bank Park, Philadelphia, PA

Thu May 05 2011, 7:09 PM - 10:03 PM EDT

Att. 45,316 - Partly Cloudy - 62 F

livebaseballscorecards.com

AB	34
R	7
H	12
RBI	7
BB	3
SO	10
LOB	18

Atlanta Braves @ Philadelphia Phillies

Citizens Bank Park, Philadelphia, PA

Fri May 06 2011, 7:09 PM - 9:49 PM EDT

Att. 45,495 - Partly Cloudy - 67 F

TOP

livebaseballscorecards.com

Batter	1	2	3	4	5	6	7	8	9	AB	R	H	RBI	BB	SO	LOB
14 Martín Prado, R (1, 7) OBP: 0.308, SLG: 0.404	C FF 92 F FF 92 B CU 78 X FC 88 1-2 2 1B 1B		C CH 85 F FF 92 C FC 87 0-3 ② K	C FF 92 D CH 86 F SI 92 C FF 92 1-3 ③ K			L SI 91 L FC 88 F SI 92 S CU 77 0-3 ① K		1 SAFE C SI 93 C CU 78 X CU 77 0-2 1-H 2 1B 1B	5	1	2	1	0	3	2
2 Alex Gonzalez, R (1, 6) OBP: 0.291, SLG: 0.422	B FF 91 B CH 86 C CH 84 B FC 88 S FF 92 F FF 92 F FF 92 F FF 92 X FF 93 3-2 1-2 1B		X FC 86 0-0 10 1B 2B		B FF 91 C CH 84 S FC 85 B FF 92 F FF 92 C SI 92 2-3 ① K		F FF 92 F FF 92 F CU 76 C SI 93 0-3 ② K		B SI 94 B SI 92 X SI 93 2-0 ② 2-H 1B	5	1	3	1	0	2	1
10 Chipper Jones, S (1, 5) OBP: 0.364, SLG: 0.479	C FF 92 C FF 92 B FC 88 F SI 92 B SI 92 S CH 85 2-3 ① K		X FF 92 0-0 16 2B 2-H 1B		F SI 91 X FC 88 0-1 ② F9		F SI 93 B FC 88 X FF 92 1-1 1-2 1B		F SI 90 B SI 92 F FF 88 C CU 76 1-3 ③ K	5	1	2	1	0	2	2
16 Brian McCann, L (1, 2) OBP: 0.378, SLG: 0.396	X SI 92 0-0 ② F7		C FF 91 X FC 86 0-1 26 2B 1-H 2B		B FF 92 F FF 91 X FF 92 1-1 2B		B FC 87 F FC 86 B FF 93 B SI 93 F FF 92 S FC 87 3-3 ③ K			4	1	2	1	0	1	4
26 Dan Uggla, R (1, 4) OBP: 0.268, SLG: 0.386	C FF 93 B FF 92 C FF 93 B FF 93 S CH 85 2-3 ③ K		X CH 84 0-0 2-H 2B		C FC 87 B FF 92 S FF 92 C FF 92 1-3 ③ K			X SI 88 0-0 ① G6-3		4	0	1	1	0	2	3
5 Freddie Freeman, L (1, 3) OBP: 0.317, SLG: 0.358		F FF 91 S FC 85 B CU 76 X FF 92 1-2 ① G3	D CU 76 F FF 91 C SI 92 D CU 78 F FF 92 C FC 86 2-3 ③ K			C FC 84 F FC 85 F FC 86 S FF 93 0-3 ① K		C SL 76 X SI 87 0-1 ② G1-3		4	0	0	0	0	2	1
4 Joe Mather, R (1, 9) 39 Jonny Venters, L (8, 1) 46 Craig Kimbrel, R (9, 1)		B FF 91 X CH 84 1-0 ② G5-3		C FF 91 F FF 91 C FC 86 0-3 ① K		C FF 92 S FC 87 F FF 92 S FC 87 0-3 ② K		B SI 88 S SI 88 F SI 88 B SL 80 S SI 80 2-3 ③ K		4 0 0	0 0 0	0 0 0	0 0 0	0 0 0	3 0 0	0 0 0
13 Nate McLouth, L (1, 8) OBP: 0.364, SLG: 0.391		B FF 91 C FF 91 X FF 92 1-1 ③ P5		C FC 86 C FF 92 B FC 87 S FF 92 1-3 ② K		B FC 87 S FC 86 F SI 92 C FC 87 1-3 ③ K			X SI 90 0-0 ① G4-3	4	0	0	0	0	2	0
32 Derek Lowe, R (1, 1) OBP: 0.308, SLG: 0.182 34 Eric O'Flaherty, L (7, 1) 22 Jason Heyward, L (8, 9) OBP: 0.341, SLG: 0.470			C FF 90 S FF 91 B FF 92 C FF 90 1-3 ① K	B FF 92 F FF 91 F SI 93 B FF 92 F FF 92 B FC 87 B FF 93 4-2 BB			B SI 91 C SI 91 X FC 87 1-1 10 1B 1B		B SI 92 B SI 91 F SI 88 C SI 93 B CU 77 X SI 93 3-2 14 S 14 1B 1B	2 0 1	0 0 1	1 0 1	0 0 0	1 0 0	1 0 0	0 0 0
Inning Stats	R: 0 E: 0 K: 2 S: 17 H: 2 LOB: 2 BB: 0 P: 25	R: 0 E: 0 K: 0 S: 6 H: 0 LOB: 0 BB: 0 P: 9	R: 3 E: 0 K: 3 S: 15 H: 4 LOB: 1 BB: 0 P: 18	R: 0 E: 0 K: 3 S: 12 H: 0 LOB: 1 BB: 1 P: 18	R: 0 E: 0 K: 2 S: 11 H: 1 LOB: 1 BB: 0 P: 15	R: 0 E: 0 K: 3 S: 11 H: 0 LOB: 0 BB: 0 P: 12	R: 0 E: 0 K: 3 S: 15 H: 2 LOB: 2 BB: 0 P: 20	R: 0 E: 0 K: 1 S: 6 H: 0 LOB: 0 BB: 0 P: 8	R: 2 E: 0 K: 1 S: 11 H: 3 LOB: 0 BB: 0 P: 17	1B: 8 2B: 4 3B: 0 HR: 0 SF: 0 SAC: 0 DP: 0 HBP: 0						WP: 0 PB: 0 SB: 1 CS: 0 PA: 39	

	AB	38
	R	5
	H	12
	RBI	5
	BB	1
	SO	18
	LOB	13

PITCHER		IP	WLS	BF	H	R	ER	SO	BB	IBB	HBP	BLK	WP	HR	S	P	ERA	WHIP
33 Cliff Lee, L ERA: 3.69	(1, 1)	7.0	L	31	9	3	3	16	1	0	0	0	0	0	87	117	3.86	1.429
16 J.C. Romero, L ERA: 2.7	(8, 1)	1.0		3	0	0	0	1	0	0	0	0	0	0	6	8	0.00	0.000
55 Danys Baez, R ERA: 4.4	(9, 1)	1.0		5	3	2	2	1	0	0	0	0	0	0	11	17	18.00	3.000

PITCHER	IP	WLS	BF	H	R	ER	SO	BB	IBB	HBP	BLK	WP	HR	S	P	ERA	WHIP

BOTTOM

Atlanta Braves @ Philadelphia Phillies
Citizens Bank Park, Philadelphia, PA
Fri May 06 2011, 7:09 PM - 9:49 PM EDT
Att. 45,495 - Partly Cloudy - 67 F

livebaseballscorecards.com

Batter	1	2	3	4	5	6	7	8	9	AB	R	H	RBI	BB	SO	LOB
11 Jimmy Rollins, S (1, 6) OBP: 0.376, SLG: 0.366	B SI 86 C SI 86 S SL 79 B SL 80 X CH 82 2-2 G4-3 ①		C SL 78 B SL 79 B SL 79 B SI 87 X SI 88 3-1 P5 ③			F SI 88 B SI 87 B SI 87 X CH 82 2-1 F7 ③			B FF 95 B FF 94 C FF 94 C FF 95 F FF 97 F FF 96 B KC 84 F KC 85 F FF 95 4-2 6 DI 21 G5-3 BB	3	0	0	0	1	0	0
8 Shane Victorino, S (1, 8) OBP: 0.358, SLG: 0.484	B SI 87 C SI 88 B SI 88 F SI 87 F SI 89 F SI 88 F CH 82 X CH 82 2-2 F7 ②			B SI 88 C SI 88 B SI 87 S CH 83 F SI 87 S CH 83 2-3 K ①			B SI 86 C SI 87 F SI 86 F CH 83 B CH 83 B CH 83 X SI 89 3-2 27 2B 1B		C FF 94 D KC 85 X FF 96 1-1 P6 ①	4	0	1	0	0	1	1
27 Placido Polanco, R (1, 5) OBP: 0.416, SLG: 0.488 21 Wilson Valdez, R (7, PR) OBP: 0.284, SLG: 0.286 (8, 5)	B SI 88 X CH 83 1-0 F7 ③			B SI 88 C SI 89 B SI 88 S FC 86 C FC 85 2-3 K ②			F SI 85 1 SAFE C SI 88 F FC 85 B SL 79 1 SAFE F SI 87 1 SAFE F SI 86 1-2 X SI 86 1-3 2B		B FF 96 C FF 95 C KC 84 X KC 86 1-2 G5-3 ② 1-2	3 1	0 0	1 0	0 0	0 0	1 0	0 1
6 Ryan Howard, L (1, 3) OBP: 0.336, SLG: 0.492		B SL 78 B SL 78 B SI 87 X SI 87 3-0 G4-3 ①		S SL 80 C SL 80 B CH 84 B SL 81 C SI 89 2-3 K ③			B SI 89 S SI 91 S SI 91 B SI 90 B SI 90 S FF 91 3-3 K ①		B KC 85 B FF 96 B FF 96 C FF 94 S FF 94 F FF 96 S FF 96 3-3 K ③ 2-3	4	0	0	0	0	3	3
10 Ben Francisco, R (1, 9) OBP: 0.352, SLG: 0.406		C SI 88 B FC 85 B CH 84 B SL 78 S SI 88 F SI 88 B SI 89 4-2 BB			X SI 88 0-0 G6-3 ①		B FF 91 F SI 91 S FF 91 S SL 84 1-3 K ②			2	0	0	0	1	1	2
29 Raul Ibanez, L (1, 7) OBP: 0.276, SLG: 0.340		B SI 87 1 SAFE F SI 87 S CH 83 X CH 83 1-2 F8 ②			B SL 79 F SL 79 X CH 83 1-1 F8 ②		S SI 90 F FF 92 B SL 82 B SI 92 S FF 90 2-3 K ③			3	0	0	0	0	1	3
5 Pete Orr, L (1, 4) OBP: 0.333, SLG: 0.289 7 Michael Martinez, S (8, PH) OBP: 0.250, SLG: 0.167 (9, 4)		B SL 79 B SL 80 S CH 82 1 SAFE C SL 78 X CH 83 2-2 G4-3 ③			C SI 87 B CH 84 B SL 80 B SI 88 X SI 87 3-1 G6-3 ③			C SI 94 B SI 94 F SI 93 S SL 85 1-3 K2-3 ①		2 1	0 0	0 0	0 0	0 0	0 1	1 0
23 Brian Schneider, L (1, 2) OBP: 0.227, SLG: 0.341			C SI 86 X CH 83 0-1 G4-3 ①			C SI 86 B CH 82 B SL 78 B SI 87 F SI 87 X SI 89 3-2 G4-3 ①		B SI 95 C SI 95 F SI 94 B SI 94 S SL 85 2-3 K ②		3	0	0	0	0	1	0
33 Cliff Lee, L (1, 1) 16 J.C. Romero, S (8, 1) 15 John Mayberry Jr., R (8, PH) OBP: 0.395, SLG: 0.459 55 Danys Baez, R (9, 1)			C SI 88 C CH 82 X SI 87 0-2 G6-3 ②			S SI 88 S CH 82 S SI 88 0-3 K ②		B SI 95 X SI 94 1-0 G5-3 ③		2 0 1 0	0 0 0 0	0 0 0 0	0 0 0 0	1 0 0 0	0 0 0 0	0 0 0 0
Inning Stats	R: 0 H: 0 E: 0 LOB: 0 K: 0 BB: 0 S: 10 P: 15	R: 0 H: 0 E: 0 LOB: 1 K: 0 BB: 1 S: 10 P: 20	R: 0 H: 0 E: 0 LOB: 0 K: 0 BB: 0 S: 7 P: 10	R: 0 H: 0 E: 0 LOB: 0 K: 3 BB: 0 S: 10 P: 16	R: 0 H: 0 E: 0 LOB: 0 K: 0 BB: 0 S: 5 P: 9	R: 0 H: 0 E: 0 LOB: 0 K: 1 BB: 0 S: 8 P: 13	R: 0 H: 2 E: 0 LOB: 2 K: 3 BB: 0 S: 19 P: 29	R: 0 H: 0 E: 0 LOB: 0 K: 2 BB: 0 S: 7 P: 11	R: 0 H: 0 E: 0 LOB: 1 K: 1 BB: 1 S: 16 P: 25	1B: 1 SF: 0 2B: 1 SAC: 0 3B: 0 DP: 0 HR: 0 HBP: 0						WP: 0 PA: 31 PB: 0 SB: 0 CS: 0	

	AB	29
	R	0
	H	2
	RBI	0
	BB	2
	SO	10
	LOB	11

PITCHER		IP	WLS	BF	H	R	ER	SO	BB	IBB	HBP	BLK	WP	HR	S	P	ERA	WHIP
32 Derek Lowe, R ERA: 3.22	(1, 1)	6.0	W	21	2	0	0	4	1	0	0	0	0	0	60	97	0.00	0.500
34 Eric O'Flaherty, L ERA: 1.06	(7, 1)	1.0	H	3	0	0	0	3	0	0	0	0	0	0	9	15	0.00	0.000
39 Jonny Venters, L ERA: 0.51	(8, 1)	1.0	H	3	0	0	0	2	0	0	0	0	0	0	7	11	0.00	0.000
46 Craig Kimbrel, R ERA: 1.84	(9, 1)	1.0		4	0	0	0	1	1	0	0	0	0	0	16	25	0.00	1.000

PITCHER	IP	WLS	BF	H	R	ER	SO	BB	IBB	HBP	BLK	WP	HR	S	P	ERA	WHIP

Atlanta Braves @ Philadelphia Phillies

Citizens Bank Park, Philadelphia, PA

Sat May 07 2011, 7:07 PM - 9:50 PM EDT

Att. 45,609 - Cloudy - 56 F

TOP

livebaseballscorecards.com

Batter	1	2	3	4	5	6	7	8	9	AB	R	H	RBI	BB	SO	LOB
14 Martín Prado, R (1, 7) OBP: 0.306, SLG: 0.396	C SI 90 B SI 90 X SI 90 1-1 G4-3		C SI 91 X FC 88 0-1 G4-3			B SI 89 C CH 78 D SI 80 B SI 88 B SI 89 4-1 10 F9 22 FC1-5 BB		C FF 93 F FF 93 D SL 84 X FF 92 1-2 L9		3	0	0	0	1	0	1
22 Jason Heyward, L (1, 9) OBP: 0.331, SLG: 0.455	B SI 91 C FF 89 B FF 90 C SI 91 B SI 92 X SI 92 3-2 F8			B FC 87 B SI 90 X SI 90 2-0 G4-3		C SI 90 X SI 89 0-1 FC1-5 10 F9 1-2 2-3f		X FF 94 0-0 P6		4	0	0	0	0	0	3
10 Chipper Jones, S (1, 5) OBP: 0.353, SLG: 0.463	C SI 91 C FC 89 B SI 90 S CH 86 1-3 K			B FC 87 C SI 89 X FC 88 1-1 L3		B SI 90 X SI 89 1-0 F9 1-2 2-3		B FF 93 X FF 93 1-0 F8		4	0	0	0	0	1	3
16 Brian McCann, L (1, 2) OBP: 0.374, SLG: 0.391		C SI 90 X CH 84 0-1 P6		B SI 88 B SI 90 F CH 83 X FC 89 2-1 1B		X SI 90 0-0 G6-3			C FF 94 S CH 86 F CH 84 X CH 84 0-2 G4-3	4	0	1	0	0	0	2
26 Dan Uggla, R (1, 4) OBP: 0.267, SLG: 0.390		C SI 91 X SI 91 0-1 2B		B FC 88 B CH 82 B FC 87 X SI 90 3-0 F8			F FF 92 B FF 93 F SL 81 X SL 79 1-2 G6-3		B FF 95 C FF 95 B CH 86 C FF 95 S CH 84 2-3 K	4	0	1	0	0	1	1
5 Freddie Freeman, L (1, 3) OBP: 0.325, SLG: 0.361 53 Cory Gearrin, R (7, 1) 20 Eric Hinske, L (9, PH) OBP: 0.350, SLG: 0.514		B SI 90 B CH 82 B CH 83 C SI 90 X SI 91 3-1 F7			C SI 89 F CH 84 B SI 91 B FF 89 B SI 92 F CH 84 F SI 92 D CH 85 4-2 2 G6-4-3 BB		B SL 82 F CH 82 C FF 93 F SL 79 F FF 93 F FF 93 B SL 80 X FF 92 2-2 1B		F FF 95 X FF 96 0-1 1B	2 0 1	0 0 0	1 0 1	0 0 0	1 0 0	0 0 0	1 0 0
2 Alex Gonzalez, R (1, 6) OBP: 0.283, SLG: 0.409		T FC 88 C SI 93 D SI 86 B SI 92 S SI 87 2-3 K			F SI 91 X SI 91 0-1 G6-4-3 1-2f		F SI 81 1 SAFE F FF 92 B SL 79 X FF 92 1-2 P6		D CH 85 X FF 94 1-0 G5-3	4	0	0	0	0	1	4
13 Nate McLouth, L (1, 8) OBP: 0.356, SLG: 0.381			B SI 88 B CH 82 C SI 90 F SI 90 B SI 91 F SI 91 X CH 83 3-2 F8		X SI 89 0-0 F7		C FF 93 B SL 80 X FF 93 1-1 P2			3	0	0	0	0	0	1
43 Julio Teheran, R (1, 1) 19 Scott Linebrink, R (5, 1) 4 Joe Mather, R (6, PH) OBP: 0.222, SLG: 0.250 52 George Sherrill, L (6, 1) 7 Brooks Conrad, S (7, 3) OBP: 0.294, SLG: 0.143			C SI 90 F SI 90 B SI 90 B FC 89 B SI 91 F SI 91 F SI 90 S SI 91 3-3 K			F SI 88 S SL 77 X SL 79 0-2 22 FC1-5 2B		F FF 93 B FF 93 B FF 94 B FF 94 B FF 94 4-1 BB		1 0 1 0 0	0 0 0 0 0	0 0 1 0 0	0 0 0 0 0	1 0 0 0 1	0 0 0 0 0	0 0 0 0 0
Inning Stats	R: 0 E: 0 K: 1 S: 8 H: 0 LOB: 0 BB: 0 P: 13	R: 0 E: 0 K: 1 S: 9 H: 1 LOB: 1 BB: 0 P: 14	R: 0 E: 0 K: 1 S: 11 H: 0 LOB: 0 BB: 0 P: 17	R: 0 E: 0 K: 0 S: 6 H: 1 LOB: 1 BB: 0 P: 14	R: 0 E: 0 K: 0 S: 7 H: 0 LOB: 0 BB: 1 P: 11	R: 0 E: 0 K: 0 S: 8 H: 1 LOB: 2 BB: 1 P: 13	R: 0 E: 0 K: 0 S: 14 H: 1 LOB: 1 BB: 0 P: 19	R: 0 E: 0 K: 0 S: 6 H: 0 LOB: 1 BB: 1 P: 12	R: 0 E: 0 K: 1 S: 10 H: 1 LOB: 1 BB: 0 P: 13	1B: 3 2B: 2 3B: 0 HR: 0 SF: 0 SAC: 0 DP: 1 HBP: 0						WP: 0 PB: 0 SB: 0 CS: 0 PA: 34	

	AB	31
	R	0
	H	5
	RBI	0
	BB	3
	SO	4
	LOB	16

PITCHER		IP	WLS	BF	H	R	ER	SO	BB	IBB	HBP	BLK	WP	HR	S	P	ERA	WHIP
38 Kyle Kendrick, R ERA: 1.5	(1, 1)	5.0	W	17	2	0	0	3	1	0	0	0	0	0	41	69	0.00	0.600
16 J.C. Romero, L ERA: 2.35	(6, 1)	1.0	H	5	1	0	0	0	1	0	0	0	0	0	8	13	0.00	2.000
40 Michael Stutes, R ERA:	(7, 1)	1.0	H	4	1	0	0	0	0	0	0	0	0	0	14	19	0.00	1.000
37 Antonio Bastardo, L ERA: 1.38	(8, 1)	1.0	H	4	0	0	0	0	1	0	0	0	0	0	6	12	0.00	1.000
46 Ryan Madson, R ERA: 0.69	(9, 1)	1.0	S	4	1	0	0	1	0	0	0	0	0	0	10	13	0.00	1.000

PITCHER	IP	WLS	BF	H	R	ER	SO	BB	IBB	HBP	BLK	WP	HR	S	P	ERA	WHIP

Batter	1	2	3	4	5	6	7	8	9	AB	R	H	RBI	BB	SO	LOB
11 Jimmy Rollins, S (1, 6) OBP: 0.379, SLG: 0.365	C SI 93 B SI 93 B CH 82 X FF 93 2-1 1B		B FF 91 B FF 91 B CH 81 C SI 92 X FF 92 3-1 ① P5		B FF 92 B CH 80 B CH 79 B FF 93 4-0 8 S 8 3B BB		C SI 88 X SI 88 0-1 ③ G4-3			3	1	1	0	1	0	1
8 Shane Victorino, S (1, 8) OBP: 0.355, SLG: 0.492	B FF 92 B FF 93 1 SAFE C FF 92 1 SAFE X CH 80 2-1 ① F9		C SI 93 X FF 93 0-1 ② F7		1 SAFE C FF 92 P PO 83 B CH 80 B CU 73 X FF 92 3-1 1-H 3B			C SI 88 F SI 90 B SI 89 X SI 90 1-2 ① F7		4	0	1	1	0	0	1
27 Placido Polanco, R (1, 5) OBP: 0.411, SLG: 0.476	1 SAFE C FF 92 B FF 94 1 SAFE B CH 82 B CH 81 X FF 94 3-1 ② L8		C FF 94 F FF 93 X FF 92 0-2 ③ G5-3		F FF 93 F SI 93 F SI 94 F SL 81 X SI 94 0-2 ③ P3			B SL 80 B SL 79 B SI 89 C SI 89 C SI 91 B SI 90 4-2 BB		3	0	0	0	1	0	2
6 Ryan Howard, L (1, 3) OBP: 0.333, SLG: 0.508	B FF 94 C CU 73 B CH 82 1 SAFE F FF 93 X CH 81 2-2 ③ G3			B CU 72 B SI 92 X FF 92 2-0 HR		C SL 73 C FF 88 B FF 90 B FF 91 B SL 74 X FF 90 3-2 ① G4-3		F SI 90 B SI 89 C SI 89 B SL 80 F SI 90 S SL 77 2-3 ② K		4	1	1	1	0	1	2
10 Ben Francisco, R (1, 9) OBP: 0.349, SLG: 0.394		B FF 92 C FF 91 B FF 92 B CH 81 B SI 94 4-1 23 1B 5 FC4-6 BB		C SI 92 C FF 92 X FF 94 0-2 ① L3		C FF 89 F FF 88 B FF 90 X FC 90 1-2 ② F9		C SI 90 B SI 90 1 SAFE C SI 90 X SL 79 1-2 ③ G5-3		3	1	0	0	1	0	1
29 Raul Ibanez, L (1, 7) OBP: 0.269, SLG: 0.330		C FF 92 X FF 93 0-1 ① F8		C FF 93 F CH 82 C CH 81 0-3 ② K		C FF 88 B SL 74 X SL 73 1-1 ③ F9				3	0	0	0	0	1	1
23 Brian Schneider, L (1, 2) OBP: 0.234, SLG: 0.341		C FF 93 B CH 82 F CH 82 F CU 75 1 SAFE X FF 93 1-2 5 FC4-6 1-3 1B		B CU 74 C CU 73 B FF 93 X FF 93 2-1 ③ P2			C FF 86 C FF 87 B SL 75 S FF 89 1-3 ① K			3	0	1	0	0	1	0
5 Pete Orr, L (1, 4) OBP: 0.318, SLG: 0.275 21 Wilson Valdez, R (7, PH) OBP: 0.280, SLG: 0.282 (8, 4)		S CH 81 F FF 94 B SI 93 F CH 82 F FF 93 F CH 82 D CU 77 F CU 75 B FF 93 3-2 X CH 82 ② FC4-6 1-2f 3-H			F FF 93 F FF 92 B CH 81 X CH 80 1-2 ① P6		B SI 88 C SI 89 C SI 89 X SL 79 1-2 ② G5-3			2 1	0 0	0 0	1 0	0 0	0 0	1 0
38 Kyle Kendrick, R (1, 1) OBP: 0.333, SLG: 0.333 7 Michael Martinez, S (5, PH) OBP: 0.238, SLG: 0.158 16 J.C. Romero, S (6, 1) 40 Michael Stutes, R (7, 1) 7 Ross Gload, L (7, PH) OBP: 0.278, SLG: 0.278 37 Antonio Bastardo, R (8, 1) 46 Ryan Madson, L (9, 1)		S FF 92 F FF 92 D CH 82 X FF 92 1-2 ③ G6-3			S FF 93 S SI 93 F FF 94 B FF 94 B CU 76 X CH 81 2-2 ② G1-3		B SI 90 X SI 89 1-0 1B			1 1 0 0 1 0 0	0 0 0 0 0 0 0	0 0 0 0 1 0 0	0 0 0 0 0 0 0	0 0 0 0 0 0 0	0 0 0 0 0 0 0	1 0 0 0 0 0 0
Inning Stats	R: 0 H: 1 E: 0 LOB: 1 K: 0 BB: 0 S: 9 P: 18	R: 1 H: 1 E: 0 LOB: 1 K: 0 BB: 1 S: 17 P: 26	R: 0 H: 0 E: 0 LOB: 0 K: 0 BB: 0 S: 7 P: 10	R: 1 H: 1 E: 0 LOB: 0 K: 1 BB: 0 S: 9 P: 13	R: 1 H: 1 E: 0 LOB: 1 K: 0 BB: 1 S: 15 P: 24	R: 0 H: 0 E: 0 LOB: 0 K: 0 BB: 0 S: 8 P: 13	R: 0 H: 1 E: 0 LOB: 1 K: 1 BB: 0 S: 9 P: 12	R: 0 H: 0 E: 0 LOB: 1 K: 1 BB: 1 S: 12 P: 20		1B: 3 SF: 0 2B: 0 SAC: 0 3B: 1 DP: 0 HR: 1 HBP: 0				WP: 0 PA: 32 PB: 0 SB: 1 CS: 0		

PITCHER		IP	WLS	BF	H	R	ER	SO	BB	IBB	HBP	BLK	WP	HR	S	P	ERA	WHIP
43 Julio Teheran, R ERA: 5.79	(1, 1)	4.2	L	20	4	3	3	1	2	0	0	0	0	1	52	86	5.79	1.286
19 Scott Linebrink, R ERA: 5.06	(5, 1)	0.1		1	0	0	0	0	0	0	0	0	0	0	5	5	0.00	0.000
52 George Sherrill, L ERA: 2.45	(6, 1)	1.1		4	0	0	0	1	0	0	0	0	0	0	11	17	0.00	0.000
53 Cory Gearrin, R ERA: 3.24	(7, 1)	1.2		7	1	0	0	1	1	0	0	0	0	0	18	28	0.00	1.200

PITCHER	IP	WLS	BF	H	R	ER	SO	BB	IBB	HBP	BLK	WP	HR	S	P	ERA	WHIP

BOTTOM

Atlanta Braves @ Philadelphia Phillies

Citizens Bank Park, Philadelphia, PA

Sat May 07 2011, 7:07 PM - 9:50 PM EDT

Att. 45,609 - Cloudy - 56 F

livebaseballscorecards.com

AB	29
R	3
H	5
RBI	3
BB	3
SO	3
LOB	10

Atlanta Braves @ Philadelphia Phillies

Citizens Bank Park, Philadelphia, PA

Sun May 08 2011, 8:11 PM - 11:04 PM EDT

Att. 45,619 - Overcast - 69 F

TOP

livebaseballscorecards.com

Batter	1	2	3	4	5	6	7	8	9	AB	R	H	RBI	BB	SO	LOB
14 Martín Prado, R (1, 7) OBP: 0.309, SLG: 0.392	B FF 92 F FF 93 C FF 93 X FF 94 1-2 22 CS 1B		C FF 93 X CU 78 0-1 ② G5-3			B CU 73 B FC 87 B FF 92 C FF 92 C FF 92 F FF 90 D CH 84 4-2 BB		B FF 92 B SL 82 X FF 92 2-0 ① P6	C SI 91 F SI 91 F SI 92 D CU 76 B SI 92 X SI 92 2-2 ②③ 1-2f G6-3	4	0	1	0	1	0	3
22 Jason Heyward, L (1, 9) OBP: 0.329, SLG: 0.444	1 SAFE F FF 93 B FF 93 B FF 93 F FF 93 B FF 91 F FF 94 F FC 90 S FF 90 3-3 ①② 1-2 K		C CU 76 X FF 92 0-1 ③ G4-3			B FC 88 S FF 92 B FF 92 F FC 89 S CH 84 2-3 ① K		B FF 92 B SL 80 B SL 79 B FF 92 4-0 10 FC5-4 BB		3	0	0	0	1	2	2
10 Chipper Jones, S (1, 5) OBP: 0.343, SLG: 0.448	F FF 93 S CH 85 F FC 89 X FF 94 0-2 ③ G5-3			F CH 82 C FF 92 B FF 90 F FC 88 S CH 84 1-3 ① K		F CH 85 B FC 88 B FF 93 S CH 84 B FF 94 C CH 84 3-3 ② K		B FF 92 C CH 83 C FF 92 X CH 80 1-2 ② 1-2f FC5-4 26 FC5 16 1B		4	0	0	0	0	2	2
16 Brian McCann, L (1, 2)		F FF 91 S CH 84 C CU 76 0-3 ① K		B CU 77 C FC 88 F FC 90 S FF 93 1-3 ② K		X FC 88 0-0 ③ P6		B CU 77 B CH 84 X FF 90 2-0 1-2 26 FC5 1B		4	0	1	0	0	2	1
26 Dan Uggla, R (1, 4) OBP: 0.260, SLG: 0.379		C FF 92 F FC 88 B FF 91 X CH 85 1-2 ② L8		X FC 89 0-0 ③ P6			B FF 90 B CH 82 F FF 92 F FC 88 F CU 77 S CU 76 2-3 ① K	C FF 92 X SL 83 0-1 ③ 1-2 2-3f FC5		4	0	0	0	0	1	2
5 Freddie Freeman, L (1, 3) OBP: 0.338, SLG: 0.402		B FF 90 F FF 93 X FF 92 1-1 2 HR 1B			C CU 74 X FF 93 0-1 HR		C CU 74 X FC 88 0-1 ② F7		C FF 92 B FF 95 X CH 83 1-1 7 BB 24 SH1-4 1B	4	2	3	1	0	0	0
2 Alex Gonzalez, R (1, 6) OBP: 0.284, SLG: 0.430 24 Diory Hernandez, R (8, 6)		B CH 84 S CH 83 D FF 93 X CH 85 2-1 1-H HR			B FF 92 B C FF 94 X FF 91 2-1 ① G6-3		F FC 88 X FC 88 0-1 ③ P6		L FF 93 X FF 94 0-1 ① 1-2 SH1-4	3 0	1 0	1 0	2 0	0 0	0 0	0 0
13 Nate McLouth, L (1, 8) OBP: 0.367, SLG: 0.383		B FF 93 B FF 93 F FF 92 C FF 93 S CU 79 2-3 ③ K			B FF 90 X FF 89 1-0 49 B1-6-4 1B			B FF 91 B CH 82 B FF 92 C FF 92 B FF 91 4-1 20 HR BB	B CU 76 B FF 90 B CH 83 F FF 92 B FF 91 4-1 7 BB BB	2	1	1	0	2	1	0
49 Jair Jurrjens, R (1, 1) 34 Eric O'Flaherty, L (7, 1) 20 Eric Hinske, L (8, PH) OBP: 0.366, SLG: 0.605 39 Jonny Venters, L (8, 1) 7 Brooks Conrad, S (9, PH) OBP: 0.333, SLG: 0.143 46 Craig Kimbrel, R (9, 1)			C FF 91 F FF 91 B FC 90 S FF 92 1-3 ① K		L FF 91 X FF 91 0-1 ②③ 1-2f B1-6-4			B SL 79 1 SAFE 1 SAFE B FF 92 X FF 92 2-0 1-H HR	B FF 90 F FF 89 B FF 90 B CH 81 B FF 90 4-1 1-2 2-3 14 G6-3 BB	2 0 1 0 0 0	0 0 1 0 0 0	0 0 1 0 0 0	0 0 2 0 0 0	1 0 0 0 1 0	1 0 0 0 0 0

	AB	31
	R	5
	H	8
	RBI	5
	BB	5
	SO	9
	LOB	11

Inning Stats	1	2	3	4	5	6	7	8	9	1B: 5	SF: 0	WP: 0	PA: 37
	R: 0 E: 0 K: 1 S: 12 H: 1 LOB: 0 BB: 0 P: 16	R: 2 E: 0 K: 2 S: 13 H: 2 LOB: 0 BB: 0 P: 19	R: 0 E: 0 K: 1 S: 7 H: 0 LOB: 0 BB: 0 P: 8	R: 0 E: 0 K: 2 S: 8 H: 0 LOB: 0 BB: 0 P: 10	R: 1 E: 0 K: 0 S: 7 H: 2 LOB: 0 BB: 0 P: 10	R: 0 E: 0 K: 2 S: 10 H: 0 LOB: 1 BB: 1 P: 19	R: 0 E: 0 K: 1 S: 8 H: 0 LOB: 0 BB: 0 P: 10	R: 2 E: 0 K: 0 S: 9 H: 2 LOB: 2 BB: 2 P: 24	R: 0 E: 0 K: 0 S: 10 H: 1 LOB: 2 BB: 2 P: 21	2B: 1 3B: 0 HR: 3	SAC: 1 DP: 3 HBP: 0	PB: 0 SB: 0 CS: 1	

PITCHER		IP	WLS	BF	H	R	ER	SO	BB	IBB	HBP	BLK	WP	HR	S	P	ERA	WHIP
35 Cole Hamels, L ERA: 2.83	(1, 1)	7.0	L	25	5	3	3	9	1	0	0	0	0	2	65	92	3.86	0.857
40 Michael Stutes, R ERA: 3.86	(8, 1)	0.1		4	1	2	2	0	2	0	0	0	0	1	3	15	54.00	9.000
47 Scott Mathieson, R ERA:	(8, 1)	1.0		7	2	0	0	0	2	0	0	0	0	0	12	24	0.00	4.000
55 Danys Baez, R ERA: 4.2	(9, 1)	0.2		1	0	0	0	0	0	0	0	0	0	0	4	6	0.00	0.000

PITCHER	IP	WLS	BF	H	R	ER	SO	BB	IBB	HBP	BLK	WP	HR	S	P	ERA	WHIP

BOTTOM

Atlanta Braves @ Philadelphia Phillies

Citizens Bank Park, Philadelphia, PA

Sun May 08 2011, 8:11 PM - 11:04 PM EDT

Att. 45,619 - Overcast - 69 F

livebaseballscorecards.com

Batter	1	2	3	4	5	6	7	8	9	AB	R	H	RBI	BB	SO	LOB
11 Jimmy Rollins, S (1, 6) OBP: 0.380, SLG: 0.362	B FF 86 B FF 87 C FF 87 B FF 87 C SI 87 X FF 88 3-2 G3 ①		B SL 80 X FF 87 1-0 8 G6-3 27 1B 1B		C CH 81 B CH 82 B CH 82 X SI 88 2-1 F7 ①		F SI 90 C SI 92 F SL 83 B FF 93 B SL 83 X FF 91 2-2 G6-4-3 ②③ 1-2f		B FF 94 D FF 94 B FF 93 B FF 93 4-0 1-2 BB	4	1	1	0	1	0	1
8 Shane Victorino, S (1, 8) OBP: 0.356, SLG: 0.511	X FF 88 0-0 27 F8 2B		1 SAFE 1 SAFE B SL 79 C CH 82 1 SAFE 1 SAFE X SI 88 1-1 G6-3 ② 1-2		B SL 81 C SL 81 B SL 80 C FF 90 X CH 82 2-2 G4-3 ②			F SI 94 S SI 94 B FF 94 B SL 85 B SI 95 X SI 94 3-2 27 1B 3B	C KC 84 S KC 87 B FF 97 C FF 97 1-3 K ②	5	1	2	0	0	1	3
27 Placido Polanco, R (1, 5) OBP: 0.411, SLG: 0.473	2 SAFE X SI 89 0-0 F8 ② 2-3		C FF 91 B SI 88 X SI 88 1-1 6 BB ② 2-H 1B		B SL 81 B CH 83 X FF 90 2-0 F9 ③			C SI 95 B SI 94 X SI 94 1-1 6 FC4-6 3-H 1B	B FF 96 B KC 85 X FF 96 2-0 F8 ③	5	0	2	2	0	0	3
6 Ryan Howard, L (1, 3) OBP: 0.338, SLG: 0.504	B SI 90 B CH 83 S CH 83 X FF 90 2-1 G3 ③		B CH 84 S CH 83 B CH 81 B SL 81 C CH 83 B CH 82 4-2 1-2 BB			C FF 89 B FF 89 X CH 82 1-1 29 1B 10 SH1-3 1B		F SI 94 C SI 93 X SI 94 0-2 FC4-6 ① 29 1B 1-2f		3	0	1	0	1	0	2
10 Ben Francisco, R (1, 9) OBP: 0.341, SLG: 0.384		B CH 83 C SI 88 B FF 89 B CH 83 F SI 88 F SI 89 X FF 90 3-2 G6-3 ①	B CH 83 F CH 83 B SI 90 X CH 83 2-1 F8 ③			X SL 80 0-0 SH1-3 ① 1-2		B SI 94 X SI 94 1-0 F8 ②		3	0	0	0	0	0	3
29 Raul Ibanez, L (1, 7) OBP: 0.276, SLG: 0.336		F CH 83 B FF 89 X CH 82 1-1 F8 ②		B FF 88 C SL 80 F CH 81 C SI 90 1-3 K ①		B FF 90 C FF 89 X SL 78 1-1 21 G6-4-3 2-3 1B		B SI 94 B SI 93 X SI 94 2-0 1-2 1B		4	0	2	0	0	1	0
21 Wilson Valdez, R (1, 4) OBP: 0.282, SLG: 0.296 15 John Mayberry Jr., R (8, PH) OBP: 0.386, SLG: 0.447 7 Michael Martinez, S (9, 4) OBP: 0.238, SLG: 0.158		B SI 89 X SL 80 1-0 2B	B SI 90 X SI 88 1-0 G3-1 ②			B SI 88 X SI 88 1-0 G6-4-3 ②③ 1-2f		C FF 94 S SI 94 D SL 86 B SL 86 B SL 86 F SL 85 X FF 94 3-2 F8 ③		3 1 0	0 0 0	1 0 0	0 0 0	0 0 0	0 0 0	2 2 0
4 Dane Sardinha, R (1, 2) OBP: 0.364, SLG: 0.222 23 Brian Schneider, L (7, PH) OBP: 0.224, SLG: 0.326 (8, 2)		B FF 89 C FF 89 C SI 90 X SL 80 1-2 G6-3 ③		B SI 88 X FF 89 1-0 1B			B SI 86 C CH 81 B FF 89 B SI 87 X FF 88 3-1 L9 ①		C FF 97 B KC 85 S FF 96 B FF 97 S FF 96 2-3 K ①	2 2	0 0	1 0	0 0	0 1	0 0	1 0
35 Cole Hamels, L (1, 1) OBP: 0.294, SLG: 0.412 5 Pete Orr, L (7, PH) OBP: 0.333, SLG: 0.293 40 Michael Stutes, R (8, 1) 47 Scott Mathieson, R (8, 1) 55 Danys Baez, R (9, 1) 7 Ross Gload, L (9, PH) OBP: 0.316, SLG: 0.316			C FF 86 F FF 86 F FF 88 X CH 82 0-2 L4 ①	F FF 89 S CH 82 S CH 81 0-3 K ③			B FF 87 B SI 88 C FF 87 X FF 88 2-1 11 G6-4-3 1B		C FF 96 B FF 97 C KC 84 B KC 87 F FF 95 B FF 96 X FF 96 3-2 11 BB 1B	2 1 0 0 0 1	0 0 0 0 0 0	0 1 0 0 0 1	0 0 0 0 0 0	1 0 0 0 0 0	1 0 0 0 0 0	1 0 0 0 0 0
Inning Stats	R: 0 E: 0 K: 0 S: 7 H: 1 LOB: 1 BB: 0 P: 12	R: 0 E: 0 K: 0 S: 10 H: 1 LOB: 1 BB: 0 P: 16	R: 1 E: 0 K: 0 S: 13 H: 2 LOB: 2 BB: 1 P: 22	R: 0 E: 0 K: 2 S: 8 H: 1 LOB: 1 BB: 0 P: 11	R: 0 E: 0 K: 0 S: 6 H: 0 LOB: 0 BB: 0 P: 12	R: 0 E: 0 K: 0 S: 6 H: 2 LOB: 1 BB: 0 P: 9	R: 0 E: 0 K: 0 S: 8 H: 1 LOB: 0 BB: 0 P: 15	R: 1 E: 0 K: 0 S: 14 H: 3 LOB: 2 BB: 0 P: 24	R: 0 E: 0 K: 2 S: 11 H: 1 LOB: 2 BB: 1 P: 23	1B: 9 2B: 2 3B: 1 HR: 0 SF: 0 SAC: 1 DP: 2 HBP: 0						WP: 0 PB: 0 SB: 0 CS: 0 PA: 39	

	AB	36
	R	2
	H	12
	RBI	2
	BB	2
	SO	4
	LOB	18

PITCHER		IP	WLS	BF	H	R	ER	SO	BB	IBB	HBP	BLK	WP	HR	S	P	ERA	WHIP
49 Jair Jurrjens, R ERA: 1.5	(1, 1)	6.1	W	27	8	1	1	2	1	0	0	0	0	0	54	91	1.42	1.421
34 Eric O'Flaherty, L ERA: 1.02	(7, 1)	0.2	H	1	0	0	0	0	0	0	0	0	0	0	4	6	0.00	0.000
39 Jonny Venters, L ERA: 0.96	(8, 1)	1.0		6	3	1	1	0	0	0	0	0	0	0	14	24	9.00	3.000
46 Craig Kimbrel, R ERA: 1.72	(9, 1)	1.0	S	5	1	0	0	2	1	0	0	0	0	0	11	23	0.00	2.000

PITCHER	IP	WLS	BF	H	R	ER	SO	BB	IBB	HBP	BLK	WP	HR	S	P	ERA	WHIP

Philadelphia Phillies @ Florida Marlins

Sun Life Stadium, Miami, FL

Mon May 09 2011, 7:12 PM - 10:01 PM EDT

Att. 11,444 - Clear - 86 F

TOP

livebaseballscorecards.com

Batter	1	2	3	4	5	6	7	8	9	AB	R	H	RBI	BB	SO	LOB
11 Jimmy Rollins, S (1, 6) OBP: 0.381, SLG: 0.385	B FF 88 B FF 86 C FF 88 B FF 89 X FF 89 3-1 HR		B FF 88 B CU 72 X FF 87 2-0 6 1B 27 1B 7 1B 1-2 1B	C FF 88 C SL 86 B SI 89 F CH 76 B FF 87 X FF 90 2-2 ③ L7		F FF 91 C FF 89 X FS 85 0-2 ② G3			C FF 88 B FO 79 F FF 88 B FF 90 B FO 76 S FF 89 3-3 ① K	5	2	2	1	0	1	0
8 Shane Victorino, S (1, 8) OBP: 0.358, SLG: 0.518	C FF 88 B CU 75 X FF 90 1-1 ① F8		B CU 75 X FF 88 1-0 ① F8		C CU 74 X CH 80 0-1 27 SF8 3B	B FF 90 X FS 85 1-0 ③ G3			C FF 89 B FO 78 B SL 76 B FF 90 B SI 89 4-1 27 E 27 S BB	4	1	1	0	1	0	2
27 Placido Polanco, R (1, 5) OBP: 0.404, SLG: 0.467	B FF 88 C SL 84 X FF 90 1-1 ② L8		C FF 86 X CU 68 0-1 7 1B 6 1B 7 E 1-2 2-3 1B		X FF 87 0-0 ① SF8 3-H		X FF 89 0-0 ① G6-3		B FF 89 C FF 87 F FO 74 X FO 74 1-2 ② F9 1-3	4	1	1	1	0	0	1
6 Ryan Howard, L (1, 3) OBP: 0.347, SLG: 0.511	X FF 89 0-0 29 1B 2B		C CU 76 B SL 81 B SL 79 F CH 80 F SL 86 X CU 76 2-2 7 E 1-2 2-3 3-H 1B		B CH 81 F SL 85 B FF 90 B CU 73 B SL 86 4-1 29 1B 7 1B BB		B FS 84 B FS 84 X FS 84 2-0 ② G3		B SL 76 C SL 76 S SL 76 S SL 76 1-3 ③ K	4	1	2	1	1	1	1
29 Raul Ibanez, L (1, 7) OBP: 0.283, SLG: 0.342	B SI 89 C SI 89 F CU 70 B FF 90 X SL 79 2-2 ③ 2-H 1B		X CH 80 0-0 ② F2		C FS 88 X FS 82 0-1 7 1B 1-3 1B		B FF 88 T FF 88 B FF 89 X FF 89 2-1 ③ F7			4	0	2	0	0	0	3
7 Ross Gload, L (1, 9) OBP: 0.364, SLG: 0.364 15 John Mayberry Jr., R (7, 9) OBP: 0.400, SLG: 0.462		C FF 88 B SL 82 B FF 88 X FF 88 2-1 ① G4-3	B SL 84 T FF 88 F SL 86 D CU 72 X FF 90 2-2 E1 1-3 2-H 3-H 1B		C FS 82 S FS 83 B FS 83 F FS 85 X FS 85 1-2 1-2 3-H 1B			C FF 88 F FF 90 X FF 89 0-2 23 G3 23 S 1B	3 1	0 0	2 1	2 0	0 0	0 0	0 0
5 Pete Orr, L (1, 4) OBP: 0.306, SLG: 0.267 21 Wilson Valdez, R (8, 4) OBP: 0.282, SLG: 0.296		X SI 88 0-0 ② G3-1	B CH 81 B CH 81 X FF 88 2-0 ③ G4-3		F FS 86 C FF 91 D FS 87 S FS 86 1-3 ② K			F FF 88 1 SAFE S FO 75 S FO 73 0-3 ① K		4 0	0 0	0 0	0 0	0 0	2 0	5 0
23 Brian Schneider, L (1, 2) OBP: 0.208, SLG: 0.300		C FF 88 T CH 82 B FF 91 B FF 90 F CU 67 X FF 91 2-2 ③ G4-3		B FF 88 B SI 88 X FF 88 2-0 ① G3	X FS 85 0-0 ③ G4-3			C FF 87 B FO 76 X FF 88 1-1 ② G3 1-3		4	0	0	0	0	0	3
56 Joe Blanton, R (1, 1) OBP: 0.222, SLG: 0.222 7 Michael Martinez, S (6, PH) OBP: 0.227, SLG: 0.150 49 Vance Worley, R (6, 1) OBP: 0.400, SLG: 0.400 46 Ryan Madson, L (9, 1)			B CH 84 B SL 81 C FF 84 X SL 83 2-1 27 1B 11 1B 6 1B 1B	C CH 83 C FF 87 B CU 71 X CU 72 1-2 ② G4-3		C FF 89 X FF 90 0-1 ① F8		D SL 81 F FF 89 T FF 90 S FO 78 1-3 ③ K		2 1 1 0	1 0 0 0	1 0 0 0	0 0 0 0	0 0 0 0	0 0 1 0	0 0 1 0

	AB	37
	R	6
	H	12
	RBI	5
	BB	2
	SO	5
	LOB	16

Inning Stats																						
	R: 1	H: 3	R: 0	H: 0	R: 3	H: 5	R: 0	H: 0	R: 2	H: 3	R: 0	H: 0	R: 0	H: 0	R: 0	H: 1	R: 0	H: 0	1B: 9	SF: 1	WP: 0	PA: 40
	E: 0	LOB: 2	E: 0	LOB: 0	E: 1	LOB: 2	E: 0	LOB: 0	E: 0	LOB: 2	E: 0	LOB: 0	E: 0	LOB: 0	E: 0	LOB: 1	E: 1	LOB: 1	2B: 1	SAC: 0	PB: 0	
	K: 0	BB: 0	K: 0	BB: 0	K: 0	BB: 0	K: 0	BB: 0	K: 1	BB: 1	K: 0	BB: 0	K: 0	BB: 0	K: 2	BB: 0	K: 2	BB: 1	3B: 1	DP: 0	SB: 2	
	S: 10	P: 17	S: 7	P: 11	S: 15	P: 26	S: 8	P: 13	S: 14	P: 20	S: 6	P: 7	S: 4	P: 8	S: 11	P: 13	S: 10	P: 19	HR: 1	HBP: 0	CS: 0	

PITCHER		IP	WLS	BF	H	R	ER	SO	BB	IBB	HBP	BLK	WP	HR	S	P	ERA	WHIP
23 Javier Vazquez, R ERA: 6.88	(1, 1)	4.1	L	22	9	6	5	0	1	0	0	0	0	1	44	75	10.38	2.308
34 Edward Mujica, R ERA: 3.63	(5, 1)	2.1		9	2	0	0	1	0	0	0	0	0	0	18	23	0.00	0.857
44 Brian Sanches, R ERA: 1.53	(7, 1)	2.0		8	1	0	0	3	1	0	0	0	0	0	20	32	0.00	1.000
38 Randy Choate, L ERA: 1.5	(9, 1)	0.1		1	0	0	0	1	0	0	0	0	0	0	3	4	0.00	0.000

PITCHER		IP	WLS	BF	H	R	ER	SO	BB	IBB	HBP	BLK	WP	HR	S	P	ERA	WHIP

BOTTOM

Philadelphia Phillies @ Florida Marlins

Sun Life Stadium, Miami, FL

Mon May 09 2011, 7:12 PM - 10:01 PM EDT

Att. 11,444 - Clear - 86 F

livebaseballscorecards.com

Batter	1	2	3	4	5	6	7	8	9	AB	R	H	RBI	BB	SO	LOB
8 Chris Coghlan, L (1, 8) OBP: 0.345, SLG: 0.443	B SI 87 B CH 89 X FF 88 2-0 2 1B 1 G1-3 15 2B 1B	B SL 80 C FF 86 B CH 82 X FC 86 2-1 1 S 2-H 1B			F CH 84 B FF 88 F CU 72 B CH 81 X SL 83 2-2 2 G6-4-3 1B		B FC 91 F FF 91 B FF 91 F CH 84 B SI 92 F FF 91 B SI 93 4-2 1 G3 BB		F FF 95 F FF 94 B FF 96 D CH 86 S CH 86 2-3 ② K	4	1	3	1	1	1	1
1 Emilio Bonifácio, S (1, 7) (7, 4) OBP: 0.364, SLG: 0.420	D FF 88 S CH 82 F FF 89 X SL 82 1-2 ① G1-3 1-2	B FC 88 C FC 86 B CH 79 X FF 89 2-1 ③ L8 1-2			L FF 85 F SL 84 S FF 89 0-3 ① K		B FC 89 F FC 90 X SL 83 1-1 ② G3 1-2		X FF 95 0-0 ③ G4-3	5	0	0	0	0	1	5
2 Hanley Ramirez, R (1, 6) OBP: 0.297, SLG: 0.270	C FF 89 B FF 90 B FC 86 X FC 85 2-1 15 2B 2-3 1B		C SI 85 X CU 74 0-1 15 G5-4-3 1B		X FF 88 0-0 ②③ G6-4-3 1-2f		C FC 91 F FC 90 B SI 91 B SL 84 F FF 91 X CH 85 2-2 ③ P4			4	1	2	0	0	0	2
15 Gaby Sanchez, R (1, 3) OBP: 0.423, SLG: 0.550	B FF 89 X FF 90 1-0 1-H 3-H 2B		X SL 83 0-0 ①② G5-4-3 1-2f			C FF 90 F FC 92 X SL 83 0-2 29 27 G5-3 FC1-6-5 1B		F SI 89 C FF 88 X SI 91 0-2 HR		4	1	3	3	0	0	1
27 Giancarlo Stanton, R (1, 9) OBP: 0.325, SLG: 0.462	S CU 76 D CU 77 C FF 90 D CH 83 D CH 82 B SI 89 4-2 29 G3-6-1 BB		X SI 87 0-0 1B			B KC 73 B SI 90 B CH 84 C FC 90 S FF 91 F FC 91 X FF 88 3-2 ① G5-3 1-2		B SL 83 C FF 91 C FF 89 C SI 89 1-3 ① K		3	0	1	0	1	1	1
29 Greg Dobbs, L (1, 5) OBP: 0.390, SLG: 0.471	X FF 89 0-0 ②③ G3-6-1 1-2f		C CH 87 X FF 88 0-1 ③ F8			B FC 90 C CH 85 X FF 90 1-1 ② FC1-6-5 14 BB 2-3		C CH 85 X FF 91 0-1 ② P4		4	0	0	0	0	0	4
14 John Buck, R (1, 2) OBP: 0.317, SLG: 0.427		C FF 85 B CU 78 B SI 87 S SL 83 S CH 81 2-3 ① K		B SL 83 C SL 81 S FF 89 B CU 74 B SI 88 F SL 83 B SI 89 4-2 13 G4-6-3 BB		S SL 84 B SL 85 S SI 88 F FF 92 B KC 78 B FF 90 F SL 85 F FC 91 B FF 93 4-2 1-2 BB		F SL 84 F SI 90 C FF 91 0-3 ③ K		2	0	0	0	2	2	0
13 Omar Infante, R (1, 4) OBP: 0.286, SLG: 0.304 44 Brian Sanches, R (7, 1) OBP: 1.000, SLG: 1.000 38 Randy Choate, L (9, 1) 33 Scott Cousins, L (9, PH) OBP: 0.278, SLG: 0.290		B FF 86 B CH 87 C FF 87 X SL 84 2-1 23 SH2-4 8 1B 1B	X SI 87 0-0 ①② G4-6-3 1-2f			C FF 91 B KC 76 F FF 91 X FF 90 1-2 ③ F7			C FF 96 B CH 85 S FF 94 B CH 85 X CH 85 2-2 16 FC6 1B	3 0 0 1	1 0 0 0	1 0 0 1	0 0 0 0	0 0 0 0	0 0 0 0	3 0 0 0
23 Javier Vazquez, R (1, 1) OBP: 0.364, SLG: 0.300 34 Edward Mujica, R (5, 1) 16 Bryan Petersen, L (7, 7)		X FC 87 0-0 ② SH2-4 1-2	B SI 86 C SI 87 C CH 87 B CU 74 X FF 87 2-2 ③ G5-3				C SI 88 F CH 82 B SI 90 B SI 91 F FF 92 F FF 91 X SL 83 2-2 ① G4-3		C FF 94 X SI 94 0-1 ① FC6 1-2f	1 0 2	0 0 0	0 0 0	0 0 0	0 0 0	0 0 0	0 0 1

Inning Stats	1	2	3	4	5	6	7	8	9
	R: 2 E: 0 K: 0 S: 10	R: 1 E: 0 K: 1 S: 10	R: 0 E: 0 K: 0 S: 6	R: 0 E: 0 K: 0 S: 7	R: 0 E: 0 K: 1 S: 7	R: 0 E: 0 K: 0 S: 17	R: 0 E: 0 K: 0 S: 14	R: 1 E: 0 K: 2 S: 11	R: 0 E: 0 K: 1 S: 9
	H: 3 LOB: 1 BB: 1 P: 20	H: 2 LOB: 1 BB: 0 P: 18	H: 2 LOB: 1 BB: 0 P: 6	H: 0 LOB: 0 BB: 1 P: 13	H: 1 LOB: 0 BB: 0 P: 9	H: 1 LOB: 2 BB: 1 P: 26	H: 0 LOB: 1 BB: 1 P: 23	H: 1 LOB: 0 BB: 0 P: 12	H: 1 LOB: 1 BB: 0 P: 13

	AB	33
	R	4
	H	11
	RBI	4
	BB	4
	SO	5
	LOB	18

	1B: 9	SF: 0	WP: 0	PA: 38
	2B: 1	SAC: 1	PB: 0	
	3B: 0	DP: 4	SB: 1	
	HR: 1	HBP: 0	CS: 0	

PITCHER	IP	WLS	BF	H	R	ER	SO	BB	IBB	HBP	BLK	WP	HR	S	P	ERA	WHIP
56 Joe Blanton, R (1, 1) ERA: 5.83	5.0	W	21	8	3	3	2	2	0	0	0	0	0	40	66	5.40	2.000
49 Vance Worley, R (6, 1) ERA: 1.2	3.0	H	13	2	1	1	2	2	0	0	0	0	1	42	61	3.00	1.333
46 Ryan Madson, R (9, 1) ERA: 0.64	1.0	S	4	1	0	0	1	0	0	0	0	0	0	9	13	0.00	1.000

PITCHER	IP	WLS	BF	H	R	ER	SO	BB	IBB	HBP	BLK	WP	HR	S	P	ERA	WHIP

Batter	1	2	3	4	5	6	7	8	9	AB	R	H	RBI	BB	SO	LOB
11 Jimmy Rollins, S (1, 6) OBP: 0.375, SLG: 0.379	X FF 93 0-0 ① G4-3	B CH 87 B FF 95 F FF 96 C SL 89 X SL 90 2-2 ③ G4-3		B FF 95 X FF 94 1-0 ③ L9			C CU 78 X CH 86 0-1 27 FC6-4 1B		X CH 84 0-0 ② G4-3 1-2	5	0	1	0	0	0	4
8 Shane Victorino, S (1, 8) OBP: 0.353, SLG: 0.507	C FF 95 X CU 79 0-1 ② G4-3		B FF 93 B SL 89 B FF 95 C FF 94 X FF 95 3-1 29 1B 1B		C FF 93 C CU 77 X SL 87 0-2 ① G3		1 SAFE B FF 93 1 SAFE B FF 93 1 SAFE B SI 93 C FF 94 X FF 94 3-1 ① F7		C CH 86 S FF 96 X CH 88 0-2 ③ G3-1	5	0	1	0	0	0	2
27 Placido Polanco, R (1, 5) OBP: 0.394, SLG: 0.453	C FF 96 C CU 79 B FF 96 F SL 87 F FF 96 F CU 79 X FF 96 1-2 ③ G1-3		C FF 95 1 SAFE 1 SAFE D SL 87 1 SAFE X SL 87 1-1 ① L8		B SI 95 F FF 94 C CU 77 S FF 97 1-3 ② K		C SL 86 X FF 93 0-1 ② FC6-4 1-2f			4	0	0	0	0	1	2
6 Ryan Howard, L (1, 3) OBP: 0.344, SLG: 0.526		B CU 75 F FF 94 B FF 94 B SL 87 X FF 94 3-1 HR	1 SAFE 1 SAFE C FF 93 1 SAFE S FF 93 1 SAFE S SL 88 0-3 ② K		B SL 87 X FF 95 1-0 ③ P5		C FF 95 B SL 89 F FF 94 C FF 96 1-3 ③ K			4	1	1	1	0	2	2
29 Raul Ibanez, L (1, 7) OBP: 0.290, SLG: 0.355		X SI 95 0-0 5 BB 2B	1 SAFE B SL 88 S FF 94 X SL 88 1-1 10 BB 1-3 1B			C CU 78 SL 90 B CH 88 F FF 95 X SL 89 2-2 ① G3		B FF 94 C SL 86 B FF 95 X FF 95 2-1 ① G3-1		4	0	2	0	0	0	0
10 Ben Francisco, R (1, 9) OBP: 0.353, SLG: 0.386		C SL 84 F SL 86 B FF 94 H FF 94 2-2 5 BB HBP	C FF 94 B SL 86 F FF 95 B SL 85 D SL 87 B SL 85 4-2 5 FC6-4 BB 1-2			X SI 96 0-0 5 G3 1B		C FF 95 B FF 94 B FF 96 F FF 94 F SL 88 X FF 94 2-2 ② G6-3		2	0	1	0	1	0	0
5 Pete Orr, L (1, 4) OBP: 0.308, SLG: 0.255 21 Wilson Valdez, R (8, PH) OBP: 0.279, SLG: 0.293 (8, 4)		C FF 94 B CU 79 B FF 94 B FF 94 C FF 94 F FF 94 B FF 94 4-2 BB 1-2 2-3	X FF 94 0-0 ③ FC6-4 1-2f			B FF 94 1 SAFE F FF 94 1 SAFE B FF 93 F FF 94 X SL 88 2-2 ② G3 1-2		B FF 94 S FF 94 F FF 94 F FF 96 F SL 88 T FF 95 1-2 ③ K		2 1	0 0	0 0	0 0	1 0	0 1	4 0
4 Dane Sardinha, R (1, 2) OBP: 0.357, SLG: 0.182 7 Ross Gload, L (9, PH) OBP: 0.348, SLG: 0.348		C SL 82 F SI 93 B SL 86 S SL 88 1-3 ① K		C FF 91 F FF 92 I FF 91 B SL 85 B SL 83 F FF 95 X FF 94 3-2 ① P2		I IN 72 I IN 75 I IN 74 I IN 76 4-0 IBB			C SI 92 B SI 96 C FF 93 F SL 87 S CH 88 1-3 ① K	2 1	0 0	0 0	0 0	1 0	1 1	3 0
34 Roy Halladay, R (1, 1) OBP: 0.053, SLG: 0.053 15 John Mayberry Jr., R (9, PH) OBP: 0.413, SLG: 0.462		S SL 85 C FF 95 C SL 86 0-3 ② K		C FF 93 B FF 94 C FF 95 B SL 87 T FF 95 2-2 ② K		S SL 83 S FF 95 S SL 86 0-3 ③ K			B FF 95 B FF 92 C FF 91 F FF 94 F FF 95 B SL 85 B FF 95 4-2 11 G4-3 BB	3 0	0 0	0 0	0 0	0 1	3 0	5 0
Inning Stats	R: 0 E: 0 K: 0 S: 9 H: 0 LOB: 0 BB: 0 P: 10	R: 1 E: 0 K: 2 S: 17 H: 2 LOB: 3 BB: 1 P: 29	R: 0 E: 0 K: 1 S: 12 H: 2 LOB: 3 BB: 1 P: 21	R: 0 E: 0 K: 1 S: 8 H: 0 LOB: 0 BB: 0 P: 14	R: 0 E: 0 K: 1 S: 7 H: 0 LOB: 0 BB: 0 P: 9	R: 0 E: 0 K: 1 S: 10 H: 1 LOB: 2 BB: 1 P: 18	R: 0 E: 0 K: 1 S: 9 H: 1 LOB: 1 BB: 0 P: 13	R: 0 E: 0 K: 1 S: 11 H: 0 LOB: 0 BB: 0 P: 16	R: 0 E: 0 K: 1 S: 11 H: 0 LOB: 1 BB: 1 P: 16	1B: 4 2B: 1 3B: 0 HR: 1 SF: 0 SAC: 0 DP: 0 HBP: 1						

PITCHER		IP	WLS	BF	H	R	ER	SO	BB	IBB	HBP	BLK	WP	HR	S	P	ERA	WHIP
55 Josh Johnson, R ERA: 1.63	(1, 1)	7.0		31	6	1	1	7	2	1	1	0	0	1	72	114	1.29	1.143
40 Mike Dunn, L ERA: 1.26	(8, 1)	1.0	W	3	0	0	0	1	0	0	0	0	0	0	11	16	0.00	0.000
46 Juan Carlos Oviedo, R ERA: 2.55	(9, 1)	1.0	S	4	0	0	0	1	1	0	0	0	0	0	11	16	0.00	1.000

PITCHER	IP	WLS	BF	H	R	ER	SO	BB	IBB	HBP	BLK	WP	HR	S	P	ERA	WHIP

TOP

Philadelphia Phillies @ Florida Marlins

Sun Life Stadium, Miami, FL

Tue May 10 2011, 7:11 PM - 9:47 PM EDT

Att. 21,955 - Clear - 83 F

livebaseballscorecards.com

AB	33
R	1
H	6
RBI	1
BB	4
SO	9
LOB	22

WP: 0 PB: 0 SB: 0 CS: 0 PA: 38

BOTTOM

Philadelphia Phillies @ Florida Marlins

Sun Life Stadium, Miami, FL

Tue May 10 2011, 7:11 PM - 9:47 PM EDT

Att. 21,955 - Clear - 83 F

livebaseballscorecards.com

Batter	1	2	3	4	5	6	7	8	9	AB	R	H	RBI	BB	SO	LOB
8 Chris Coghlan, L (1, 8) OBP: 0.349, SLG: 0.452	C SI 93 S FC 91 F FC 92 F FC 92 B CH 84 C FC 92 1-3 K ①		S CH 83 X SI 94 0-1 1 SF8 1-3 2B		C CH 84 X FC 93 0-1 G4-3 ③			B FC 92 B FC 92 F FC 93 X FC 92 2-1 2 1B 1 G4-3 3-H 1B		4	0	2	1	0	1	0
1 Emilio Bonifácio, S (1, 7) OBP: 0.360, SLG: 0.417	X FC 92 0-0 2 CS 1B		B CH 83 F SI 93 S CH 84 X CH 84 1-2 SF8 ② 2-3 3-H			C CU 76 X FC 92 0-1 B5 ①		1 SAFE X FC 91 0-0 G4-3 ② 1-2		3	0	1	1	0	0	1
2 Hanley Ramirez, R (1, 6) OBP: 0.303, SLG: 0.272	F FC 92 B FC 92 T FC 92 F FC 92 S CH 85 1-3 K ② ③ 1-2		B FC 93 B FC 93 F CH 84 B FC 93 B SI 94 4-1 BB			B SI 93 B FC 93 C CH 83 F FC 92 S FC 93 2-3 K ②		B SI 93 F CU 78 B FC 91 B CU 76 F FC 92 X CH 81 3-2 15 S 2-3 1B		3	0	1	0	1	2	1
15 Gaby Sanchez, R (1, 3) OBP: 0.412, SLG: 0.534		B FC 92 B FC 92 C SI 93 B FC 92 F FC 93 X FC 93 3-2 P4 ①	B FC 93 S FC 92 F FC 93 X CU 78 1-2 P3 ③			B CU 78 X SI 93 1-0 F9 ③		B FC 93 C CH 83 F CH 84 C FC 92 1-3 K ③ 1-2		4	0	0	0	0	1	4
29 Greg Dobbs, L (1, 5) OBP: 0.388, SLG: 0.465		X FC 93 0-0 1B		F CU 77 F FC 92 S CH 83 0-3 K ①			S CH 82 B SI 92 B FC 91 B SI 92 X SI 92 3-1 F7 ①			3	0	1	0	0	1	0
27 Giancarlo Stanton, R (1, 9) OBP: 0.317, SLG: 0.450		B SI 93 C FC 92 S FC 92 C FC 93 1-3 K ②		B CU 78 S CH 84 B CU 79 C FC 93 S CU 78 2-3 K ②			F CU 77 S CU 78 X FC 92 0-2 G4-3 ②			3	0	0	0	0	2	1
14 John Buck, R (1, 2) OBP: 0.310, SLG: 0.416		X FC 93 0-0 P4 ③		B FC 92 F CH 84 B SI 94 C FC 93 C FC 92 2-3 K ③			S CU 78 X SI 94 0-1 G6-3 ③			3	0	0	0	0	1	1
13 Omar Infante, R (1, 4) OBP: 0.280, SLG: 0.297			C SI 92 S CU 77 B CU 75 B FC 92 X FC 92 2-2 G3 ①		C CU 76 F FC 92 X CU 77 0-2 G1-3 ①			C SI 92 B CU 77 F FC 92 B FC 91 X FC 91 2-2 E6 56 G4-3 56 WP 8 1B		3	1	0	0	0	0	0
55 Josh Johnson, L (1, 1) OBP: 0.250, SLG: 0.167 40 Mike Dunn, L (8, 1) 56 Osvaldo Martínez, R (8, PH) OBP: 0.200, SLG: 0.200 46 Juan Carlos Oviedo, R (9, 1)			B SI 92 C FC 91 B FC 92 F FC 92 B CH 84 B FC 92 4-2 8 2B 1 SF8 BB		C SI 93 C FC 92 C FC 93 0-3 K ②			B FC 90 L FC 91 L SI 90 F CU 76 X FC 92 1-2 G4-3 ① 1-3		1 0 1 0	1 0 0 0	0 0 0 0	0 0 0 0	1 0 0 0	1 0 0 0	0 0 1 0
Inning Stats	R: 0 E: 0 K: 2 S: 10 H: 1 LOB: 1 BB: 0 P: 12	R: 0 E: 0 K: 1 S: 8 H: 1 LOB: 1 BB: 0 P: 12	R: 1 E: 0 K: 0 S: 14 H: 1 LOB: 2 BB: 2 P: 26	R: 0 E: 0 K: 3 S: 9 H: 0 LOB: 0 BB: 0 P: 13	R: 0 E: 0 K: 1 S: 8 H: 0 LOB: 0 BB: 0 P: 8	R: 0 E: 0 K: 1 S: 6 H: 0 LOB: 0 BB: 0 P: 9	R: 0 E: 0 K: 0 S: 7 H: 0 LOB: 0 BB: 0 P: 10	R: 1 E: 1 K: 1 S: 16 H: 2 LOB: 2 BB: 0 P: 25		1B: 4 2B: 2 3B: 0 HR: 0 SF: 1 SAC: 0 DP: 1 HBP: 0						

	AB	28
	R	2
	H	5
	RBI	2
	BB	2
	SO	9
	LOB	9

WP: 1 PA: 31
PB: 0
SB: 1
CS: 1

PITCHER	IP	WLS	BF	H	R	ER	SO	BB	IBB	HBP	BLK	WP	HR	S	P	ERA	WHIP
34 Roy Halladay, R (1, 1) ERA: 2.05	8.0	L	31	5	2	1	9	2	0	0	0	1	0	78	115	1.12	0.875

PITCHER	IP	WLS	BF	H	R	ER	SO	BB	IBB	HBP	BLK	WP	HR	S	P	ERA	WHIP

Philadelphia Phillies @ Florida Marlins

Sun Life Stadium, Miami, FL

Wed May 11 2011, 7:12 PM - 9:56 PM EDT

Att. 18,504 - Clear - 84 F

TOP

livebaseballscorecards.com

Batter	1	2	3	4	5	6	7	8	9	AB	R	H	RBI	BB	SO	LOB
11 Jimmy Rollins, S (1, 6) OBP: 0.370, SLG: 0.372	C FF 90 B FF 90 F CU 75 S CU 76 1-3 ① K		D CU 75 B FS 83 B FF 90 C FF 89 X FF 90 3-1 ③ F8		D FS 83 X FS 82 1-0 ③ FC4-6 1-2f		B SI 95 X SI 95 1-0 ③ G1-3		B FF 94 X CH 85 1-0 2-H 3-H 1B	5	0	1	2	0	1	4
8 Shane Victorino, S (1, 8) OBP: 0.348, SLG: 0.517	C SI 90 F CU 76 B FC 93 X CU 76 1-2 ② G3			X FS 81 0-0 ① G3		B FS 80 C FF 88 T CU 75 X FS 83 1-2 ① G6-3		C FF 94 B FF 94 B FF 94 X FF 95 2-1 HR	X FF 94 0-0 ③ P5	5	1	1	1	0	0	1
27 Placido Polanco, R (1, 5) OBP: 0.390, SLG: 0.455	B FF 92 F FF 92 B CU 76 X FF 92 2-1 ③ F9			C FF 91 X FF 92 0-1 2B		C SL 83 B CU 76 S SL 84 X FF 93 1-2 ② G4-3		B FF 94 C SL 86 B FF 94 X FF 94 2-1 ① F9		4	0	1	0	0	0	0
6 Ryan Howard, L (1, 3) OBP: 0.342, SLG: 0.514		B FF 90 B CU 72 S FF 90 B FF 91 B FF 91 4-1 29 G1-6-3 BB		F FF 91 B FF 91 F FS 82 B SI 92 C CU 74 2-3 ② K		S SL 84 C FF 92 B SL 85 T SL 84 1-2 ③ K		B FF 95 B SL 86 B FF 95 C FF 94 F FF 95 F FF 94 F SL 88 S FF 96 3-3 ② K		3	0	0	0	1	3	1
29 Raul Ibanez, L (1, 7) OBP: 0.289, SLG: 0.360		B SI 90 C SL 82 X FS 81 1-1 ① ② G1-6-3 1-2f		F FF 92 S CU 77 F CU 78 F SL 82 F SL 84 B FF 92 S CU 77 1-3 ③ K			C CU 73 X FS 83 0-1 4 E 5 2B 2B	C FF 95 X SL 87 0-1 ③ G1-3		4	1	1	0	0	1	2
10 Ben Francisco, R (1, 9) OBP: 0.343, SLG: 0.373		B FF 92 X FF 91 1-0 ③ F8			C SL 82 S SL 83 S SL 84 0-3 ① K		B SL 82 F SI 89 X SL 83 1-1 ① L7		B FF 93 B FF 92 X FF 91 2-0 ① P6	4	0	0	0	0	1	1
23 Brian Schneider, L (1, 2) OBP: 0.218, SLG: 0.327 4 Dane Sardinha, R (5, PR) OBP: 0.375, SLG: 0.231 (5, 2)			C SI 89 S FS 83 X FS 83 0-2 ① G4-3		B SI 90 C SI 90 B SL 83 X SI 91 2-1 33 1B 2B		B FF 90 C SL 81 X SL 84 1-1 E3 5 2B 7 G3-1 2-3		B SI 94 X FF 92 1-0 5 2B 11 1B 1B	2	0	1	0	0	0	0
										2	2	1	0	0	0	1
21 Wilson Valdez, R (1, 4) OBP: 0.273, SLG: 0.286 5 Pete Orr, L (7, PH) OBP: 0.333, SLG: 0.327 (7, 4)			F FF 91 B CU 76 F SL 82 X FF 92 1-2 ② G4-3		F SL 82 F FF 92 F SL 85 B CU 77 F SL 82 S SL 84 1-3 ② K		S FS 82 F FS 82 F SL 86 B FF 93 F FS 83 X SL 86 1-2 7 G3-1 1-3 3-H 2B		B CH 84 S CH 84 F SI 93 X CH 87 1-2 11 1B 1-3 2B	2	0	0	0	0	1	1
										2	1	2	1	0	0	0
33 Cliff Lee, L (1, 1) OBP: 0.133, SLG: 0.071 7 Ross Gload, L (7, PH) OBP: 0.333, SLG: 0.333 16 J.C. Romero, S (7, 1) 38 Kyle Kendrick, R (8, 1) OBP: 0.333, SLG: 0.333 15 John Mayberry Jr., R (9, PH) OBP: 0.404, SLG: 0.450 46 Ryan Madson, L (9, 1)			B FF 90 F FF 89 B FF 91 B FF 91 F FF 90 F SI 92 B FF 91 4-2 BB		X SI 92 0-0 11 FC4-6 2-3 1B		F SI 95 F SI 94 F SL 83 B SI 95 F SI 96 F CH 85 B SI 94 X SL 83 2-2 ② G3-1 2-3 3-H		B FF 94 C SI 94 B FF 94 C FF 93 S CH 87 2-3 ② K	1	0	1	0	1	0	0
										1	0	0	1	0	0	1
										0	0	0	0	0	0	0
										0	0	0	0	0	0	0
										1	0	0	0	0	1	2
										0	0	0	0	0	0	0

	AB	36
	R	5
	H	9
	RBI	5
	BB	2
	SO	8
	LOB	14

Inning Stats	1	2	3	4	5	6	7	8	9	1B: 3	SF: 0	WP: 0	PA: 38
	R: 0 E: 0 K: 1 S: 8	R: 0 E: 0 K: 0 S: 4	R: 0 E: 0 K: 0 S: 11	R: 0 E: 0 K: 2 S: 12	R: 0 E: 0 K: 2 S: 12	R: 0 E: 0 K: 1 S: 9	R: 2 E: 1 K: 0 S: 18	R: 1 E: 0 K: 1 S: 11	R: 2 E: 0 K: 1 S: 10	2B: 5 3B: 0 HR: 1	SAC: 0 DP: 1 HBP: 0	PB: 0 SB: 0 CS: 0	
	H: 0 LOB: 0 BB: 0 P: 12	H: 0 LOB: 0 BB: 1 P: 10	H: 0 LOB: 1 BB: 1 P: 19	H: 1 LOB: 1 BB: 0 P: 15	H: 2 LOB: 2 BB: 0 P: 16	H: 0 LOB: 0 BB: 0 P: 12	H: 2 LOB: 1 BB: 0 P: 24	H: 1 LOB: 0 BB: 0 P: 18	H: 3 LOB: 1 BB: 0 P: 17				

PITCHER		IP	WLS	BF	H	R	ER	SO	BB	IBB	HBP	BLK	WP	HR	S	P	ERA	WHIP
47 Ricky Nolasco, R ERA: 3.02	(1, 1)	6.1		26	5	2	1	6	2	0	0	0	0	0	67	98	1.42	1.105
58 Ryan Webb, R ERA: 3.18	(7, 1)	0.2	H	2	0	0	0	0	0	0	0	0	0	0	7	10	0.00	0.000
40 Mike Dunn, L ERA: 1.76	(8, 1)	1.0	B	4	1	1	1	1	0	0	0	0	0	1	11	18	9.00	1.000
46 Juan Carlos Oviedo, R ERA: 3.38	(9, 1)	1.0	L	6	3	2	2	1	0	0	0	0	0	0	10	17	18.00	3.000

PITCHER	IP	WLS	BF	H	R	ER	SO	BB	IBB	HBP	BLK	WP	HR	S	P	ERA	WHIP

Batter	1	2	3	4	5	6	7	8	9	AB	R	H	RBI	BB	SO	LOB
8 Chris Coghlan, L (1, 8) OBP: 0.340, SLG: 0.439	C FF 91 F SI 91 X FC 86 0-2 ① G4-3		F FC 86 B CU 75 B SI 91 F SI 91 B SI 93 F SI 92 X SI 92 3-2 ② G4-3			C SI 91 F CH 84 B FC 87 X CU 76 1-2 ① G4-3	B SL 78 F SI 89 F SI 88 X SI 89 1-2 ③ G3			4	0	0	0	0	0	0
1 Emilio Bonifácio, S (1, 7) OBP: 0.364, SLG: 0.415	C FF 92 S SI 92 B SI 93 F SI 92 F CH 85 C FC 86 1-3 ② K		X SI 92 0-0 ③ G4-3			C FC 87 B FF 92 X CH 85 1-1 15 1B 2 1B 14 1B 1B		B FC 88 B SI 89 C SI 89 B SI 90 B SI 90 4-1 15 1B BB		3	1	1	0	1	1	0
2 Hanley Ramirez, R (1, 6) OBP: 0.308, SLG: 0.302	F FF 92 B SI 92 X FC 87 1-1 HR			X SI 90 0-0 ① G3-1		D CH 85 B SI 92 F SI 92 X SI 92 2-1 14 1B 15 1B 27 SF8 1-2 1B			X SI 91 0-0 ① F9	4	2	2	1	0	0	1
15 Gaby Sanchez, R (1, 3) OBP: 0.414, SLG: 0.533	C SI 91 S SI 92 X SI 92 0-2 ③ G4-3			B SI 91 X CH 85 1-0 ② F7		F CH 85 X FC 88 0-1 14 1B 1-2 2-3 1B			B SI 90 1 SAFE B SI 91 B SI 91 X SI 90 3-0 14 G5-4-3 1-2 1B	4	0	2	0	0	0	0
14 John Buck, R (1, 2) OBP: 0.308, SLG: 0.410		B SI 90 S CH 84 X SI 92 1-1 ① F9		X SI 90 0-0 ③ F9		S FC 88 X FC 89 0-1 18 FC5-4 1-2 2-3 3-H 1B			B SI 92 X SI 91 1-0 ②③ G5-4-3 1-2f	4	0	1	1	0	0	2
27 Giancarlo Stanton, R (1, 9) OBP: 0.315, SLG: 0.446		B FF 92 S CH 85 X CH 85 1-1 ② F8			B SI 91 F CH 84 S SI 92 F CU 76 X CH 84 1-2 13 FC5-4 1B	B FC 88 B FF 92 B SI 92 X SI 91 3-0 ② SF8 3-H			B FF 94 C FF 96 F FF 94 B CH 85 S CH 85 2-3 ① K	3	0	1	1	0	1	0
18 Wes Helms, R (1, 5) OBP: 0.289, SLG: 0.314 16 Bryan Petersen, L (9, PH)		C SI 92 F SI 91 F SI 93 X CU 77 0-2 1B			B CH 84 F SI 91 F SI 92 S FC 87 1-3 ① K	B SI 92 F SI 91 X CH 84 1-1 ③ FC5-4 1-2f			B FF 96 C FF 95 F FF 96 B CH 85 S CH 85 2-3 ② K	3 1	0 0	1 0	0 0	0 0	1 1	3 0
13 Omar Infante, R (1, 4) OBP: 0.273, SLG: 0.289		X SI 91 0-0 ③ F9			B FF 92 1 SAFE C FC 87 F SI 93 F SI 92 X SI 92 1-2 ② FC5-4 1-2f		C SI 87 X SI 87 0-1 ① F9		B FF 97 C FF 95 F FF 95 B FF 96 X FF 96 2-2 ③ F7	4	0	0	0	0	0	2
47 Ricky Nolasco, R (1, 1) OBP: 0.125, SLG: 0.067 58 Ryan Webb, R (7, 1) 56 Osvaldo Martínez, R (7, PH) OBP: 0.167, SLG: 0.167 40 Mike Dunn, L (8, 1) 46 Juan Carlos Oviedo, R (9, 1)			B SI 90 C SI 89 S SI 90 T SI 92 1-2 ① K		S SI 91 S SI 92 B SI 93 S SI 92 1-3 ③ K		B SI 88 X SI 88 1-0 ② F9			2 0 1 0 0	0 0 0 0 0	0 0 0 0 0	0 0 0 0 0	2 0 0 0 0	0 0 0 0 0	1 0 0 0 0
Inning Stats	R: 1 H: 1 E: 0 LOB: 0 K: 1 BB: 0 S: 13 P: 15	R: 0 H: 1 E: 0 LOB: 1 K: 0 BB: 0 S: 9 P: 11	R: 0 H: 0 E: 0 LOB: 0 K: 1 BB: 0 S: 8 P: 12	R: 0 H: 0 E: 0 LOB: 0 K: 0 BB: 0 S: 3 P: 4	R: 0 H: 1 E: 0 LOB: 1 K: 2 BB: 0 S: 14 P: 18	R: 2 H: 4 E: 0 LOB: 2 K: 0 BB: 0 S: 14 P: 22	R: 0 H: 0 E: 0 LOB: 0 K: 0 BB: 0 S: 6 P: 8	R: 0 H: 1 E: 0 LOB: 1 K: 0 BB: 1 S: 4 P: 12	R: 0 H: 0 E: 0 LOB: 0 K: 2 BB: 0 S: 10 P: 16	1B: 7 SF: 1 2B: 0 SAC: 0 3B: 0 DP: 1 HR: 1 HBP: 0						

PITCHER		IP	WLS	BF	H	R	ER	SO	BB	IBB	HBP	BLK	WP	HR	S	P	ERA	WHIP
33 Cliff Lee, L ERA: 3.78	(1, 1)	6.0		25	7	3	3	4	0	0	0	0	0	1	61	82	4.50	1.167
16 J.C. Romero, L ERA: 2.08	(7, 1)	1.0		3	0	0	0	0	0	0	0	0	0	0	6	8	0.00	0.000
38 Kyle Kendrick, R ERA: 1.42	(8, 1)	1.0	W	4	1	0	0	0	1	0	0	0	0	0	4	12	0.00	2.000
46 Ryan Madson, R ERA: 0.6	(9, 1)	1.0	S	3	0	0	0	2	0	0	0	0	0	0	10	16	0.00	0.000

PITCHER	IP	WLS	BF	H	R	ER	SO	BB	IBB	HBP	BLK	WP	HR	S	P	ERA	WHIP

BOTTOM

Philadelphia Phillies @ Florida Marlins

Sun Life Stadium, Miami, FL

Wed May 11 2011, 7:12 PM - 9:56 PM EDT

Att. 18,504 - Clear - 84 F

livebaseballscorecards.com

AB	33
R	3
H	8
RBI	3
BB	1
SO	6
LOB	9

Philadelphia Phillies @ Atlanta Braves

Turner Field, Atlanta, GA

Fri May 13 2011, 7:38 PM - 10:40 PM EDT

Att. 36,168 - Cloudy - 72 F

livebaseballscorecards.com

Batter	1	2	3	4	5	6	7	8	9	AB	R	H	RBI	BB	SO	LOB
11 Jimmy Rollins, S (1, 6) OBP: 0.365, SLG: 0.373	F8	F7		F7			8 1B 2B		G4-3	5	1	1	0	0	0	0
8 Shane Victorino, S (1, 8) OBP: 0.349, SLG: 0.513	27 1B 6 HR 1B	G3-1			F8		2-H 1B		L1-3	5	1	2	1	0	0	0
27 Placido Polanco, R (1, 5) OBP: 0.393, SLG: 0.456	1-2 6 HR 1B	1B			G6-3		F8			4	1	2	0	0	0	1
6 Ryan Howard, L (1, 3) OBP: 0.346, SLG: 0.542	1-H 2-H HR	F8			K			29 1B 2B		4	2	2	3	0	1	1
10 Ben Francisco, R (1, 9) OBP: 0.340, SLG: 0.369	5 G4-3 29 1B 1B		K			P6		K		4	0	1	0	0	2	1
29 Raul Ibanez, L (1, 7) OBP: 0.295, SLG: 0.364	1-2 5 G4-3 1B		K			G6-3		2-H 1B		4	0	2	1	0	1	0
5 Pete Orr, L (1, 4) OBP: 0.316, SLG: 0.308 15 John Mayberry Jr., R (8, PH) OBP: 0.396, SLG: 0.439 49 Vance Worley, R (8, 1) OBP: 0.400, SLG: 0.400 46 Ryan Madson, L (9, 1)	1-2 2-3 G4-3		K			G6-3		P4		3 1 0 0	0 0 0 0	0 0 0 0	0 0 0 0	0 0 0 0	1 0 0 0	2 1 0 0
51 Carlos Ruiz, R (1, 2) OBP: 0.307, SLG: 0.354	IBB			G6-3			G4-3	K		3	0	0	0	1	1	1
35 Cole Hamels, L (1, 1) OBP: 0.263, SLG: 0.368 7 Ross Gload, L (7, PH) OBP: 0.320, SLG: 0.320 16 J.C. Romero, S (7, 1) 40 Michael Stutes, R (7, 1) 37 Antonio Bastardo, R (7, 1) 21 Wilson Valdez, R (8, 4) OBP: 0.270, SLG: 0.282	K			G4-3			F8		G6-3	2 1 0 0 0 1	0 0 0 0 0 0	0 0 0 0 0 0	0 0 0 0 0 0	0 0 0 0 0 0	1 0 0 0 0 0	3 0 0 0 0 0

TOP	
AB	37
R	5
H	10
RBI	5
BB	1
SO	7
LOB	10

Inning Stats	1	2	3	4	5	6	7	8	9
	R: 3 E: 0 K: 1 S: 23	H: 5 LOB: 3 BB: 1 P: 40	R: 0 E: 0 K: 0 S: 10	H: 1 LOB: 1 BB: 0 P: 15	R: 0 E: 0 K: 3 S: 9	H: 0 LOB: 0 BB: 0 P: 16	R: 0 E: 0 K: 0 S: 6	H: 0 LOB: 0 BB: 0 P: 10	R: 0 E: 0 K: 1 S: 10	H: 0 LOB: 0 BB: 0 P: 17
	R: 0 E: 0 K: 0 S: 5	H: 0 LOB: 0 BB: 0 P: 9	R: 1 E: 0 K: 0 S: 12	H: 2 LOB: 1 BB: 0 P: 21	R: 1 E: 0 K: 2 S: 14	H: 2 LOB: 1 BB: 0 P: 24	R: 0 E: 0 K: 0 S: 7	H: 0 LOB: 0 BB: 0 P: 11		

	1B: 7	SF: 0	WP: 0	PA: 38
	2B: 2	SAC: 0	PB: 0	
	3B: 0	DP: 0	SB: 0	
	HR: 1	HBP: 0	CS: 0	

PITCHER		IP	WLS	BF	H	R	ER	SO	BB	IBB	HBP	BLK	WP	HR	S	P	ERA	WHIP
37 Brandon Beachy, R ERA: 3.45	(1, 1)	2.0		13	6	3	3	1	0	1	0	0	0	1	33	55	13.50	3.000
50 Cristhian Martinez, R ERA: 3.0	(3, 1)	4.0		12	0	0	0	4	0	0	0	0	0	0	30	52	0.00	0.000
53 Cory Gearrin, R ERA: 3.48	(7, 1)	0.2	H	3	1	1	1	0	0	0	0	0	0	0	6	13	13.50	1.500
34 Eric O'Flaherty, L ERA: 1.29	(7, 1)	1.1	L	7	3	1	1	2	0	0	0	0	0	0	20	32	6.75	2.250
19 Scott Linebrink, R ERA: 6.92	(9, 1)	1.0		3	0	0	0	0	0	0	0	0	0	0	7	11	0.00	0.000

PITCHER		IP	WLS	BF	H	R	ER	SO	BB	IBB	HBP	BLK	WP	HR	S	P	ERA	WHIP

Philadelphia Phillies @ Atlanta Braves

Turner Field, Atlanta, GA

Fri May 13 2011, 7:38 PM - 10:40 PM EDT

Att. 36,168 - Cloudy - 72 F

BOTTOM

livebaseballscorecards.com

Batter	1	2	3	4	5	6	7	8	9	AB	R	H	RBI	BB	SO	LOB
14 Martín Prado, R (1, 7) OBP: 0.330, SLG: 0.442	B FF 92 C FF 92 B FF 94 F FF 92 B SI 92 X FF 94 3-2 13 SH 10 1B 1B		C FC 88 B FF 89 X SI 93 1-1 10 CS 1B		B CU 77 C CH 84 X FF 90 1-1 E5 13 SH2-4		C CH 79 B CH 80 B SL 80 X SI 90 2-1 13 SH3 2B	C CH 84 X FF 89 0-1 ③ G1-3		5	1	3	0	0	0	2
13 Nate McLouth, L (1, 8) OBP: 0.353, SLG: 0.366	X FC 88 0-0 SH 16 G3 10 1B 1-2		C FF 92 S FF 92 B FC 91 C FF 94 1-3 ① K		D CH 84 X FF 92 1-0 ① SH2-4 1-2 2-3		X SI 89 0-0 ① SH3 2-3		B FF 94 X FF 94 1-0 ① G3	2	0	0	0	0	1	1
10 Chipper Jones, S (1, 5) OBP: 0.365, SLG: 0.464	C CH 84 X FF 93 0-1 16 G3 1-2 2-H 1B		1 SAFE 1 SAFE B FC 90 S FC 90 B FC 91 C CU 77 D CH 85 S FF 91 3-3 ② ③ K 1-2		I IN 53 I IN 59 I IN 58 I IN 58 4-0 16 G4-6-3 IBB		I IN 56 I IN 59 I IN 59 I IN 58 4-0 16 BB IBB		B CH 86 B FF 95 B FF 94 C FF 95 B FF 95 4-1 16 FC1-6 BB	2	0	1	1	3	1	1
16 Brian McCann, L (1, 2) OBP: 0.370, SLG: 0.385 22 Jason Heyward, L (9, PR) OBP: 0.322, SLG: 0.433	C CU 76 S CH 84 F CH 85 X FC 90 0-2 ① G3 1-2 2-3			X FC 89 0-0 ① G6-3	B FF 92 F FF 94 F FF 94 F CH 85 B FC 92 X FF 94 2-2 ② ③ G4-6-3 1-2f		B SL 80 B SI 90 B SI 91 B SI 91 4-0 1-2 BB		F FF 96 B FF 94 B FF 91 X CH 87 2-1 ② FC1-6 26 PB 1-2f	4 0	0 0	0 0	0 0	1 0	0 0	6 0
26 Dan Uggla, R (1, 4) OBP: 0.256, SLG: 0.372	C SI 93 S FC 89 F FC 91 D CU 80 F CU 78 F FF 94 S CH 83 1-3 ② K			C CH 84 X FC 89 0-1 ② F8		B FF 92 B CH 82 F CH 84 F FF 93 F FF 94 F CU 79 X FC 92 2-2 ① F8	D SL 84 S FF 94 D SL 85 F SL 83 S SL 82 2-3 ② K		D FF 93 S FF 96 C FC 92 B FF 96 T CH 86 2-2 ③ K 1-2	5	0	0	0	0	3	6
5 Freddie Freeman, L (1, 3) OBP: 0.320, SLG: 0.362	C FF 93 B CU 78 C CH 85 S CU 79 1-3 ③ K			C CH 83 F FF 93 X FF 91 0-2 ③ G1-3		C FC 90 F CH 85 B CU 78 B CU 78 S CH 84 2-3 ② K	B FF 93 B FF 94 B FF 94 C FF 94 F FF 95 S FF 94 3-3 ③ K			4	0	0	0	0	3	5
2 Alex Gonzalez, R (1, 6) OBP: 0.292, SLG: 0.426		C FF 92 B FC 90 S CU 77 S FC 89 1-3 ① K			B SI 92 X FF 92 1-0 4 2B 50 2B 1B	B CU 78 S CU 77 X CU 77 1-1 4 2B 24 WP 1B		X SL 85 0-0 4 SH2-4 1B		4	2	3	0	0	1	0
4 Joe Mather, R (1, 9) OBP: 0.313, SLG: 0.467		B FF 93 B CH 84 C FF 93 C FF 93 X FF 91 2-2 ② G5-3			X CH 84 0-0 50 2B 1-3 2B	C FF 92 B FF 93 B FF 90 X FC 89 2-1 24 WP 1-3 2B		X SI 88 0-0 ① SH2-4 1-2		3	1	2	0	0	0	0
37 Brandon Beachy, R (1, 1) 50 Cristhian Martinez, R (3, 1) OBP: 0.333, SLG: 0.667 24 Diory Hernandez, R (6, PH) OBP: 0.200, SLG: 0.200 53 Cory Gearrin, R (7, 1) 34 Eric O'Flaherty, L (7, 1) 20 Eric Hinske, L (8, PH) OBP: 0.340, SLG: 0.617 19 Scott Linebrink, R (9, 1)		B FF 92 S FF 92 S FF 94 B FF 94 S CH 85 2-3 ③ K			X FF 90 0-0 13 SH2-4 2-H 3-H 2B	B CU 78 S CH 83 B FF 92 X FF 90 2-1 ③ G6-3 2-3 3-H		C CH 84 B FF 89 S FF 89 S FF 92 1-3 ② K		1 1 1 0 0 0 1 0	0 0 0 0 0 0 0 0	0 1 0 0 0 0 1 0	0 2 0 0 0 0 1 0	0 0 0 0 0 0 1 0	1 0 1 0 0 0 1 0	0 0 1 0 0 0 1 0
Inning Stats	R: 1 E: 1 K: 2 S: 19 H: 2 LOB: 2 BB: 0 P: 24	R: 0 E: 0 K: 2 S: 9 H: 0 LOB: 0 BB: 0 P: 14	R: 0 E: 0 K: 2 S: 8 H: 1 LOB: 1 BB: 0 P: 13	R: 0 E: 0 K: 0 S: 6 H: 0 LOB: 0 BB: 0 P: 6	R: 2 E: 1 K: 0 S: 10 H: 3 LOB: 2 BB: 1 P: 19	R: 1 E: 0 K: 1 S: 14 H: 2 LOB: 1 BB: 0 P: 23	R: 0 E: 0 K: 2 S: 9 H: 1 LOB: 3 BB: 2 P: 24	R: 0 E: 0 K: 1 S: 7 H: 1 LOB: 1 BB: 0 P: 8	R: 0 E: 0 K: 1 S: 7 H: 0 LOB: 2 BB: 1 P: 16	1B: 6 2B: 5 3B: 0 HR: 0 SF: 0 SAC: 4 DP: 2 HBP: 0						

AB	33
R	4
H	10
RBI	3
BB	4
SO	11
LOB	23

PITCHER		IP	WLS	BF	H	R	ER	SO	BB	IBB	HBP	BLK	WP	HR	S	P	ERA	WHIP
35 Cole Hamels, L ERA: 3.19	(1, 1)	6.0		27	8	4	4	7	0	1	0	0	1	0	66	99	6.00	1.333
16 J.C. Romero, L ERA: 2.0	(7, 1)	0.1		4	1	0	0	0	1	1	0	0	0	0	3	13	0.00	6.000
40 Michael Stutes, R ERA: 3.6	(7, 1)	0.1		1	0	0	0	1	0	0	0	0	0	0	3	5	0.00	0.000
37 Antonio Bastardo, L ERA: 1.35	(7, 1)	0.1	W	1	0	0	0	1	0	0	0	0	0	0	3	6	0.00	0.000
49 Vance Worley, R ERA: 1.13	(8, 1)	1.0	H	4	1	0	0	1	0	0	0	0	0	0	7	8	0.00	1.000

PITCHER		IP	WLS	BF	H	R	ER	SO	BB	IBB	HBP	BLK	WP	HR	S	P	ERA	WHIP
46 Ryan Madson, R ERA: 0.56	(9, 1)	1.0	S	4	0	0	0	1	1	0	0	0	0	0	7	16	0.00	1.000

WP: 1 PB: 1 SB: 0 CS: 1 PA: 41

Philadelphia Phillies @ Atlanta Braves

Turner Field, Atlanta, GA

Sat May 14 2011, 1:13 PM - 3:51 PM EDT

Att. 35,238 - Partly Cloudy - 74 F

TOP

livebaseballscorecards.com

Batter	1	2	3	4	5	6	7	8	9	AB	R	H	RBI	BB	SO	LOB
11 Jimmy Rollins, S (1, 6) OBP: 0.362, SLG: 0.377	B FF 89 F SI 88 B SI 88 X CH 84 2-1 ① F8			C SL 76 B FF 88 C FF 88 B CH 83 B CH 83 X SI 90 3-2 ① G3		C CH 83 1 SAFE X CH 81 0-1 ③ 1-H 2B		D SL 86 B SI 95 B SI 95 C SI 95 X SI 96 3-1 ③ F7		4	0	1	1	0	0	1
8 Shane Victorino, S (1, 8) OBP: 0.343, SLG: 0.503 37 Antonio Bastardo, R (8, 1) 7 Ross Gload, L (9, PH) OBP: 0.308, SLG: 0.308	C FF 89 B SI 89 F SI 89 F SL 80 B SI 90 F CH 84 X CH 83 2-2 ② P6			B FF 89 B SI 88 X SI 88 2-0 ② F7			B SI 86 B SI 87 C FF 86 X FF 87 2-1 ① G3-1		C FF 95 F KC 86 T FF 97 0-2 ① K	3 0 1	0 0 0	0 0 0	0 0 0	0 0 1	0 0 0	0 0 0
27 Placido Polanco, R (1, 5) OBP: 0.389, SLG: 0.447	C SI 91 X CH 85 0-1 ③ G5-3			B SL 80 S SL 81 F SI 89 F FF 90 B CH 84 B CH 85 S SI 91 3-3 ③ K			C SI 88 B SI 89 X CH 83 1-1 ② F9		B FF 96 B FF 95 B FF 95 B FF 94 4-0 6 FC5-6 BB	3	0	0	0	1	1	0
6 Ryan Howard, L (1, 3) OBP: 0.337, SLG: 0.527		C FF 90 B FF 90 B SL 79 B CH 83 C CH 83 F FF 90 S CH 84 3-3 ① K			C SL 79 B FF 90 F CH 84 B FF 89 X SL 80 2-2 ① P6		B CH 83 B SI 89 X SI 89 2-0 ③ F8		B KC 86 C KC 84 B KC 87 X FF 95 2-1 ② FC5-6 1-2f	4	0	0	0	0	1	1
10 Ben Francisco, R (1, 9) OBP: 0.331, SLG: 0.357		B FF 90 X SI 89 1-0 ② G4-3			B SL 79 C SI 88 B FF 88 B CH 85 X SI 88 3-1 ② F7			C CH 82 B SL 76 X CH 80 1-1 ① F7	C FF 97 C FF 97 S FF 98 0-3 ③ K	4	0	0	0	0	1	1
29 Raul Ibanez, L (1, 7) OBP: 0.296, SLG: 0.359		B SI 89 S CH 82 F FF 89 C SI 91 1-3 ③ K			F FF 89 B FF 89 X CH 84 1-1 ③ G4-3			B SI 88 B FF 87 B SI 87 C FF 87 F SI 87 F SI 90 F CH 83 B FF 91 4-2 21 2B BB		2	1	0	0	1	1	0
21 Wilson Valdez, R (1, 4) OBP: 0.272, SLG: 0.295			C FF 89 B FF 90 C SI 88 F FF 91 B SL 80 X SI 90 2-2 ① G6-3			X SI 89 0-0 ① G1-4-3		B SI 89 C SL 79 D SI 88 F SI 89 X CH 84 2-2 15 PB 15 G5-3 1-H 2B		3	1	1	1	0	0	0
4 Dane Sardinha, R (1, 2) OBP: 0.333, SLG: 0.200 5 Pete Orr, L (8, PH) OBP: 0.316, SLG: 0.308 51 Carlos Ruiz, R (8, PH) OBP: 0.316, SLG: 0.354 (8, 2)			S SL 80 B SL 79 F FF 91 F SL 79 S FF 90 1-3 ② K			C SI 88 F FF 87 F FF 90 B SL 81 B SL 80 C CH 84 2-3 ② K		H FF 94 1-0 15 PB HBP		2 0 0	0 0 0	0 0 0	0 0 0	0 0 0	2 0 0	0 0 0
56 Joe Blanton, R (1, 1) OBP: 0.200, SLG: 0.200 7 Michael Martinez, S (6, PH) OBP: 0.261, SLG: 0.190 16 J.C. Romero, S (6, 1) 38 Kyle Kendrick, R (6, 1) OBP: 0.333, SLG: 0.333 55 Danys Baez, R (7, 1) 15 John Mayberry Jr., R (8, PH) OBP: 0.368, SLG: 0.429 (8, 8)			C SI 90 C SI 89 F FF 91 S SL 80 0-3 ③ K			C SI 89 X CH 84 0-1 11 2B 1B		B SI 94 F SI 95 X SI 94 1-1 ② G5-3 1-2 2-H		1 1 0 0 0 1	0 1 0 0 0 0	0 1 0 0 0 0	0 0 0 0 0 1	1 0 0 0 0 0	0 0 0 0 0 0	0 0 0 0 0 1

Inning Stats	1	2	3	4	5	6	7	8	9
	R: 0 E: 0 K: 0 S: 9	H: 0 LOB: 0 BB: 0 P: 13	R: 0 E: 0 K: 2 S: 8	H: 0 LOB: 0 BB: 0 P: 13	R: 0 E: 0 K: 2 S: 12	H: 0 LOB: 0 BB: 0 P: 15	R: 0 E: 0 K: 1 S: 8	H: 0 LOB: 0 BB: 0 P: 16	R: 0 E: 0 K: 0 S: 7	H: 0 LOB: 0 BB: 0 P: 13	R: 1 E: 0 K: 1 S: 9	H: 2 LOB: 1 BB: 0 P: 11	R: 0 E: 0 K: 0 S: 5	H: 0 LOB: 0 BB: 0 P: 10	R: 2 E: 0 K: 0 S: 13	H: 1 LOB: 1 BB: 1 P: 25	R: 0 E: 0 K: 2 S: 8	H: 0 LOB: 1 BB: 1 P: 14

1B: 1	SF: 0	WP: 0	PA: 32
2B: 2	SAC: 0	PB: 1	
3B: 0	DP: 0	SB: 0	
HR: 0	HBP: 1	CS: 0	

AB	29
R	3
H	3
RBI	3
BB	2
SO	8
LOB	4

PITCHER		IP	WLS	BF	H	R	ER	SO	BB	IBB	HBP	BLK	WP	HR	S	P	ERA	WHIP
49 Jair Jurrjens, R ERA: 1.66	(1, 1)	7.1	W	25	3	3	2	6	1	0	0	0	0	0	67	107	2.46	0.545
39 Jonny Venters, L ERA: 0.81	(8, 1)	0.2	H	3	0	0	0	0	0	0	1	0	0	0	4	9	0.00	0.000
46 Craig Kimbrel, R ERA: 2.41	(9, 1)	1.0	S	4	0	0	0	2	1	0	0	0	0	0	8	14	0.00	1.000

PITCHER		IP	WLS	BF	H	R	ER	SO	BB	IBB	HBP	BLK	WP	HR	S	P	ERA	WHIP

Batter	1	2	3	4	5	6	7	8	9	AB	R	H	RBI	BB	SO	LOB
14 Martín Prado, R (1, 7) OBP: 0.337, SLG: 0.460	B CH 85 X SI 86 1-0 HR	B SL 80 B CH 82 C FF 87 B SL 81 X FF 88 3-1 ③ FC5-4 1-2f			C CH 83 X CU 76 0-1 ① F8	X FC 88 0-0 1-3 2-H 3-H 1B		B FF 92 B SL 82 B FF 93 B FF 93 4-0 BB		4	1	2	3	1	0	2
13 Nate McLouth, L (1, 8) OBP: 0.348, SLG: 0.381	F SI 87 B CH 81 B SL 80 X FF 87 2-1 HR		B CH 84 X CU 79 1-0 ① F7		B SL 83 C CH 79 F CU 77 C FC 85 1-3 ② K	B CH 85 S SI 90 B SI 91 F SI 90 C SI 91 2-3 ③ K		1 SAFE B SL 82 C SL 83 1 SAFE X SL 82 1-1 ② F8		5	1	1	1	0	2	3
10 Chipper Jones, S (1, 5) OBP: 0.366, SLG: 0.465	C SI 88 B CH 83 B CH 81 F FF 88 S SL 80 2-3 ① K		X CH 85 0-0 20 G3 2B		S CU 78 B CU 73 B CH 81 S SL 84 X CU 78 2-2 ③ F8		B SI 91 C SI 90 C CU 75 B CU 76 B SI 93 B SI 90 4-2 20 2B 5 G4-2-3 BB	X FF 92 0-0 ③ F9		4	0	1	0	1	1	1
20 Eric Hinske, L (1, 9) OBP: 0.333, SLG: 0.608 46 Craig Kimbrel, R (9, 1)	F CH 81 B SI 88 B FC 85 F CH 81 B SL 80 X FC 85 3-2 ② G4-3		B CU 78 B SI 87 X SI 86 2-0 ② G3 2-3			F SI 86 B SI 87 S SL 76 B SL 79 B SI 88 F SI 89 F SI 87 X SI 87 3-2 ① G4-3	F FF 88 X SI 90 0-1 5 G4-2-3 1-3 2B			4 0	0 0	1 0	0 0	0 0	0 0	1 0
26 Dan Uggla, R (1, 4) OBP: 0.262, SLG: 0.367	S SL 81 B SL 81 F FC 86 S SL 81 1-3 ③ K		X SL 81 0-0 ③ G6-3			B SI 89 C CH 78 B SL 80 B SI 88 C SI 90 B CH 78 4-2 2 F8 5 1B 8 1B BB	C FF 92 H FF 92 1-1 5 G4-2-3 HBP			2	1	0	0	1	1	1
5 Freddie Freeman, L (1, 3) OBP: 0.325, SLG: 0.366		C CH 79 F CU 79 B SL 80 F FC 85 S CU 72 1-3 ① K		X CH 77 0-0 1B		F SL 79 S SL 80 1 SAFE X SI 90 0-2 49 BB 8 1B 14 1B 1-2 1B	F SI 93 B SI 93 F SI 92 B CU 77 X SI 92 2-2 ①② G4-2-3 1-2 2-3 3-Hf			4	1	2	0	0	1	3
2 Alex Gonzalez, R (1, 6) OBP: 0.291, SLG: 0.417		X SI 87 0-0 ② G5-3		C CU 78 F CU 77 X FF 86 0-2 ① F7		C SI 91 X SL 83 0-1 ② F8 2-3	I IN 72 I IN 72 I IN 75 I IN 74 4-0 8 FC6-4 IBB			3	0	0	0	1	0	3
8 David Ross, R (1, 2) OBP: 0.375, SLG: 0.667		C CH 87 B SI 87 B SL 80 S CH 87 B CU 75 F CH 81 B SL 84 4-2 49 1B BB		B FF 87 1 SAFE S SL 80 S SL 80 C CH 86 1-3 ② K		X SI 90 0-0 49 BB 14 1B 1-2 3-H 1B	F SI 93 F SI 94 F CU 77 X SI 94 0-2 ③ FC6-4 1-2f			3	1	1	1	1	1	4
49 Jair Jurrjens, R (1, 1) OBP: 0.125, SLG: 0.067 39 Jonny Venters, L (8, 1) 4 Joe Mather, R (8, PH) OBP: 0.294, SLG: 0.438 22 Jason Heyward, L (9, 9) OBP: 0.322, SLG: 0.433		X FF 86 0-0 14 FC5-4 1-2 1B		C FF 86 S CU 78 B CU 79 F FF 88 F CU 72 B SL 84 F CU 77 X FF 86 2-2 ③ F9		F SI 91 B SI 91 C SI 90 F SI 91 B SI 91 B FC 89 B SI 91 4-2 14 1B 1-2 2-3 BB		C FF 91 S FF 92 S FF 92 0-3 ① K		2 0 1 0	0 0 0 0	1 0 0 0	0 0 0 0	1 0 1 0	0 0 0 0	1 0 0 0
Inning Stats	R: 2 E: 0 K: 2 S: 12 H: 2 LOB: 0 BB: 0 P: 21	R: 0 E: 0 K: 1 S: 11 H: 1 LOB: 2 BB: 1 P: 19	R: 0 E: 0 K: 0 S: 4 H: 1 LOB: 1 BB: 0 P: 7	R: 0 E: 0 K: 1 S: 13 H: 1 LOB: 1 BB: 0 P: 16	R: 0 E: 0 K: 1 S: 8 H: 0 LOB: 0 BB: 0 P: 11	R: 3 E: 0 K: 1 S: 20 H: 3 LOB: 2 BB: 2 P: 33	R: 0 E: 0 K: 0 S: 12 H: 1 LOB: 3 BB: 2 P: 23	R: 0 E: 0 K: 1 S: 6 H: 0 LOB: 1 BB: 1 P: 11		1B: 5 2B: 2 3B: 0 HR: 2 SF: 0 SAC: 0 DP: 1 HBP: 1						

PITCHER		IP	WLS	BF	H	R	ER	SO	BB	IBB	HBP	BLK	WP	HR	S	P	ERA	WHIP
56 Joe Blanton, R ERA: 5.5	(1, 1)	5.0	L	21	5	2	2	5	1	0	0	0	0	2	48	74	3.60	1.200
16 J.C. Romero, L ERA: 3.86	(6, 1)	0.1		3	1	2	2	0	1	0	0	0	0	0	10	17	54.00	6.000
38 Kyle Kendrick, R ERA: 1.83	(6, 1)	0.2		5	2	1	1	1	1	0	0	0	0	0	10	16	13.50	4.500
55 Danys Baez, R ERA: 3.94	(7, 1)	1.0		6	1	0	0	0	1	1	1	0	0	0	12	23	0.00	2.000
37 Antonio Bastardo, L ERA: 1.26	(8, 1)	1.0		4	0	0	0	1	1	0	0	0	0	0	6	11	0.00	1.000

PITCHER	IP	WLS	BF	H	R	ER	SO	BB	IBB	HBP	BLK	WP	HR	S	P	ERA	WHIP

BOTTOM

Philadelphia Phillies @ Atlanta Braves

Turner Field, Atlanta, GA

Sat May 14 2011, 1:13 PM - 3:51 PM EDT

Att. 35,238 - Partly Cloudy - 74 F

livebaseballscorecards.com

AB	32
R	5
H	9
RBI	5
BB	6
SO	7
LOB	19

Philadelphia Phillies @ Atlanta Braves

Turner Field, Atlanta, GA

Sun May 15 2011, 1:48 PM - 4:26 PM EDT

Att. 42,117 - Cloudy - 64 F

livebaseballscorecards.com

Batter	1	2	3	4	5	6	7	8	9	AB	R	H	RBI	BB	SO	LOB
11 Jimmy Rollins, S (1, 6) OBP: 0.352, SLG: 0.365	X SI 91 0-0 ① F7		B SI 90 X FS 84 1-0 ② F9		C SI 91 S SI 91 S FF 91 0-3 ② K		C FS 81 B FS 85 F FS 84 X CU 76 1-2 ① G4-3		C KC 86 B FF 97 C FF 97 B KC 88 F KC 86 X FF 97 2-2 ③ F7 1-2	5	0	0	0	0	1	2
7 Michael Martinez, S (1, 8) OBP: 0.259, SLG: 0.200	B SI 90 F SI 91 X SI 91 1-1 ② G4-3		D SI 91 X SI 91 1-0 ② 27 FC6-4 1-3 1B		B SI 91 C FS 81 F FS 82 B CU 73 X CU 77 2-2 ③ G3-1		B SI 91 L SI 91 X CU 78 1-1 ② F7			4	0	1	0	0	0	0
27 Placido Polanco, R (1, 5) OBP: 0.386, SLG: 0.438	C SI 90 B SI 91 F FC 86 X SI 92 1-2 ③ F8		B FC 86 X FS 81 1-0 ③ FC6-4 1-2f			C SI 90 B SI 90 F SI 92 B CU 77 B FC 86 B FS 82 4-2 15 HR BB	B SI 91 X SI 90 1-0 ③ G4-3			3	1	0	0	1	0	2
6 Ryan Howard, L (1, 3) OBP: 0.329, SLG: 0.513		B FF 90 X SI 90 1-0 ① G4-3		C CU 76 X SI 91 0-1 ① G4-3		B FC 84 B SI 92 B SI 91 X SI 90 3-0 ① F8		B SI 95 F SI 93 F SI 94 C SL 85 1-3 ① K		4	0	0	0	0	1	1
29 Raul Ibanez, L (1, 7) OBP: 0.288, SLG: 0.348		C SI 91 X FS 82 0-1 ② G4-3		B SI 90 F SI 91 F FC 85 B FS 86 F SI 92 F SI 92 S CU 77 2-3 ② K		S FS 82 X FS 82 0-1 ② P6		C SI 94 B SI 94 S SI 95 B FF 94 B SI 95 F SI 94 X SI 95 3-2 ② G3		4	0	0	0	0	1	1
15 John Mayberry Jr., R (1, 9) OBP: 0.415, SLG: 0.500		C SI 91 F SI 91 B SI 90 B FC 85 B FC 86 B SI 92 4-2 BB		B SI 90 F SI 91 B SI 91 B SI 92 F SI 92 B FS 84 4-2 5 S BB		B SI 91 1 SAFE B SI 91 X SI 91 2-0 1-H HR		C SI 95 B SI 95 X SI 95 1-1 ③ G5-3		2	1	1	2	2	0	0
5 Pete Orr, L (1, 4) OBP: 0.333, SLG: 0.315 10 Ben Francisco, R (9, PH) OBP: 0.336, SLG: 0.357		B SI 91 1 SAFE S SI 91 1 SAFE F SI 90 X SI 91 1-2 ③ G6-3		B SI 91 B SI 92 2 SAFE B SI 92 C SI 88 F SI 91 B SI 92 4-2 51 FC6-4 1-2 BB		B SI 91 F SI 91 B SI 91 X SI 91 2-1 51 S 1B			F FF 96 C FF 97 B KC 88 B FF 98 B FF 98 B FF 96 4-2 11 WP BB	2 0	0 0	1 0	0 0	1 1	0 0	1 0
51 Carlos Ruiz, R (1, 2) OBP: 0.325, SLG: 0.353			C FS 78 X SI 90 0-1 7 1B 1B	B SI 91 C FC 86 B SI 92 X FS 83 2-1 ③ FC6-4 1-2f		C FC 84 I I IN 48 I IN 50 I IN 49 4-1 1-2 IBB			C FF 96 B KC 84 S KC 86 B FF 99 X KC 86 2-2 ① F9	3	0	1	0	1	0	3
34 Roy Halladay, R (1, 1) OBP: 0.045, SLG: 0.045 7 Ross Gload, L (9, PH) OBP: 0.296, SLG: 0.296			L SI 88 B SI 91 L SI 90 M FC 85 1-3 ① K		S SI 90 X SI 90 0-1 ① G6-3	B FC 83 F SI 91 B SI 91 S SI 90 X FC 84 2-2 ③ L4			F FF 97 1 SAFE C FF 95 S KC 87 0-3 ② K	3 1	0 0	0 0	0 0	0 0	1 1	3 1
Inning Stats	R: 0 E: 0 K: 0 S: 6 H: 0 LOB: 0 BB: 0 P: 8	R: 0 E: 0 K: 0 S: 8 H: 0 LOB: 1 BB: 1 P: 14	R: 0 E: 0 K: 1 S: 8 H: 2 LOB: 2 BB: 0 P: 12	R: 0 E: 0 K: 1 S: 13 H: 0 LOB: 2 BB: 2 P: 25	R: 0 E: 0 K: 1 S: 8 H: 0 LOB: 0 BB: 0 P: 10	R: 2 E: 0 K: 0 S: 12 H: 2 LOB: 2 BB: 2 P: 29	R: 0 E: 0 K: 0 S: 6 H: 0 LOB: 0 BB: 0 P: 9	R: 0 E: 0 K: 1 S: 9 H: 0 LOB: 0 BB: 0 P: 14	R: 0 E: 0 K: 1 S: 12 H: 0 LOB: 1 BB: 1 P: 20	1B: 3 2B: 0 3B: 0 HR: 1 SF: 0 SAC: 0 DP: 0 HBP: 0						

TOP

AB	31
R	2
H	4
RBI	2
BB	6
SO	5
LOB	14

WP: 1 PA: 37
PB: 0
SB: 2
CS: 0

PITCHER		IP	WLS	BF	H	R	ER	SO	BB	IBB	HBP	BLK	WP	HR	S	P	ERA	WHIP
15 Tim Hudson, R ERA: 3.03	(1, 1)	7.0		30	4	2	2	3	4	1	0	0	0	1	61	107	2.57	1.143
39 Jonny Venters, L ERA: 0.77	(8, 1)	1.0	W	3	0	0	0	1	0	0	0	0	0	0	9	14	0.00	0.000
46 Craig Kimbrel, R ERA: 2.29	(9, 1)	1.0	S	4	0	0	0	1	1	0	0	0	1	0	12	20	0.00	1.000

PITCHER	IP	WLS	BF	H	R	ER	SO	BB	IBB	HBP	BLK	WP	HR	S	P	ERA	WHIP

BOTTOM

Philadelphia Phillies @ Atlanta Braves

Turner Field, Atlanta, GA

Sun May 15 2011, 1:48 PM - 4:26 PM EDT

Att. 42,117 - Cloudy - 64 F

livebaseballscorecards.com

Batter	1	2	3	4	5	6	7	8	9	AB	R	H	RBI	BB	SO	LOB
14 Martín Prado, R (1, 7) (9, 5) OBP: 0.340, SLG: 0.458	B FC 90 C SI 92 X CH 83 1-1 1B		B FC 92 B SI 93 S CH 84 B FC 92 X CH 84 3-1 ② FC6-4 13 1B 1-2f		C CU 76 B FC 92 F FC 92 S CU 78 1-3 ① K2-3		B FC 91 F FC 90 B FC 92 B FC 92 B FC 92 4-1 13 G3 BB			3	0	1	0	1	1	1
13 Nate McLouth, L (1, 8) OBP: 0.346, SLG: 0.378	L SI 91 X FC 91 0-1 ① B3		X FC 91 0-0 1-2 1B		C FC 91 B SI 94 C FC 92 B CH 85 C CU 77 2-3 ② K		F CH 83 B FC 92 X CH 83 1-1 ② G3 1-2			4	0	1	0	0	1	2
16 Brian McCann, L (1, 2) OBP: 0.360, SLG: 0.373	B SI 93 F CH 84 X CU 80 1-1 ② P5		B CH 83 C FC 92 B CH 84 X FC 92 2-1 ③ F8		B FC 93 F CU 78 B FC 92 C FC 92 B SI 94 F FC 93 X FC 93 3-2 ③ G6-3		X FC 91 0-0 ③ G3			4	0	0	0	0	0	4
26 Dan Uggla, R (1, 4) OBP: 0.273, SLG: 0.391	C FC 92 F FC 92 B SI 93 F FC 92 S CH 84 1-3 ③ K			B FC 92 S CU 78 B SI 92 X CH 85 2-1 20 1B 5 1B 1B		B CU 76 B CU 77 C FC 92 B SI 93 B CH 83 4-1 20 1B 5 SF7 BB		B SI 93 B SI 92 F FC 92 F SI 93 B FC 91 X FC 93 3-2 HR		3	3	2	1	1	1	1
20 Eric Hinske, L (1, 9) (9, 7) OBP: 0.345, SLG: 0.600		B B CU 78 X FC 92 2-0 ① F8		X FC 91 0-0 5 1B 1-3 1B		B FC 92 C FC 92 X FC 91 1-1 1-3 1B		S CU 78 C CH 85 S CU 79 0-3 ① K		4	0	2	0	0	1	0
2 Alex Gonzalez, R (1, 6) OBP: 0.284, SLG: 0.406		F SI 93 B FC 93 F SI 94 X FC 92 1-2 ② P6		F FC 93 F FC 92 S CU 80 0-3 ① K		S CU 78 T SI 93 S CU 79 0-3 ① K		S FC 93 X CH 85 0-1 ② P3		4	0	0	0	0	2	4
5 Freddie Freeman, L (1, 3) OBP: 0.323, SLG: 0.366		B CH 83 B FC 92 C CH 84 C CU 80 S FC 92 2-3 ③ K		B FC 92 C FC 92 B FC 92 F SI 94 X CH 84 2-2 1-2 3-H 1B		X CU 78 0-0 ② SF7 3-H		C CH 85 B FC 93 F FC 92 F CH 96 F FC 93 X CH 85 1-2 ③ F8		3	0	1	2	0	1	0
7 Brooks Conrad, S (1, 5) OBP: 0.292, SLG: 0.105 22 Jason Heyward, L (9, 9) OBP: 0.322, SLG: 0.433			B SI 92 X FC 91 1-0 ① P5	B CH 84 B FC 93 B CH 83 C CH 84 X FC 94 3-1 ② P6		X SI 94 0-0 ③ F9				3 0	0 0	0 0	0 0	0 0	0 0	3 0
15 Tim Hudson, R (1, 1) OBP: 0.150, SLG: 0.056 24 Diory Hernandez, R (7, PH) OBP: 0.167, SLG: 0.167 39 Jonny Venters, L (8, 1) 46 Craig Kimbrel, R (9, 1)			B FC 92 F FC 91 B CU 78 X SI 93 2-1 14 FC6-4 1B	S CH 84 B FC 93 X SI 92 1-1 ③ P4			B CU 76 X FC 90 1-0 ① G1-3			2 1 0 0	0 0 0 0	1 0 0 0	0 0 0 0	0 0 0 0	0 0 0 0	2 0 0 0
Inning Stats	R: 0 E: 0 K: 1 S: 10 H: 1 LOB: 1 BB: 0 P: 13	R: 0 E: 0 K: 1 S: 7 H: 0 LOB: 0 BB: 0 P: 12	R: 0 E: 0 K: 0 S: 8 H: 2 LOB: 2 BB: 0 P: 16	R: 1 E: 0 K: 1 S: 13 H: 3 LOB: 2 BB: 0 P: 21	R: 0 E: 0 K: 2 S: 10 H: 0 LOB: 0 BB: 0 P: 16	R: 1 E: 0 K: 1 S: 8 H: 1 LOB: 1 BB: 1 P: 13	R: 0 E: 0 K: 0 S: 5 H: 0 LOB: 1 BB: 1 P: 11	R: 1 E: 0 K: 1 S: 13 H: 1 LOB: 0 BB: 0 P: 17		1B: 7 2B: 0 3B: 0 HR: 1	SF: 1 SAC: 0 DP: 0 HBP: 0		WP: 0 PB: 0 SB: 0 CS: 0	PA: 34	

	AB	R	H	RBI	BB	SO	LOB
AB	**31**						
R	**3**						
H	**8**						
RBI	**3**						
BB	**2**						
SO	**7**						
LOB	**17**						

PITCHER	IP	WLS	BF	H	R	ER	SO	BB	IBB	HBP	BLK	WP	HR	S	P	ERA	WHIP
34 Roy Halladay, R (1, 1) ERA: 2.21	8.0	L	34	8	3	3	7	2	0	0	0	0	1	74	119	3.38	1.250

PITCHER	IP	WLS	BF	H	R	ER	SO	BB	IBB	HBP	BLK	WP	HR	S	P	ERA	WHIP

Batter	1	2	3	4	5	6	7	8	9	AB	R	H	RBI	BB	SO	LOB
11 Jimmy Rollins, S (1, 6) OBP: 0.355, SLG: 0.374	B SI 89 C SI 90 B FC 85 C SI 89 C SI 90 2-3 ① K		B SI 91 X 1-0 2B		C SI 89 B FC 85 B CH 78 X SI 90 2-1 21 FC5 1-2 1B			S FF 90 C SL 76 X SL 77 0-2 ①② G4-6-3 1-2f		4	0	2	0	0	1	1
21 Wilson Valdez, R (1, 5) OBP: 0.263, SLG: 0.286 27 Placido Polanco, R (8, PH) OBP: 0.384, SLG: 0.435 (8, 5)	C SI 89 X SI 89 0-1 ② B1-3		C CU 77 B CU 77 B SI 90 B SI 89 C SI 89 F SI 89 F SI 90 X SI 90 3-2 ③ G4-3		F FC 84 F CU 79 B CU 78 X SI 89 1-2 ③ FC5 1-2 2-3f			C SI 93 S SL 79 B FF 94 C SL 79 1-3 ③ K		3 1	0 0	0 0	0 0	0 0	0 1	3 0
29 Raul Ibanez, L (1, 7) OBP: 0.280, SLG: 0.338	B FC 86 C SI 89 F FC 87 X SI 91 1-2 ③ G4-3			B SI 89 F SI 89 X SI 88 1-1 ① P5		B FC 86 F SI 90 B SI 90 F SI 90 B FC 85 X SI 91 3-2 ① F8			C FF 92 B FF 93 B FF 93 F SI 92 S CH 87 2-3 ① K	4	0	0	0	0	1	0
6 Ryan Howard, L (1, 3) OBP: 0.339, SLG: 0.510		C SI 88 C CH 78 B CH 75 B CH 77 B SI 90 F CH 78 F SI 90 F SI 90 B CH 79 4-2 15 FC5-4 BB		B CH 77 S FC 86 F SI 89 B CH 80 B CH 79 F FC 85 B SI 90 4-2 BB		B SI 90 B CH 78 B CH 78 B CH 79 4-0 15 G5-4-3 BB			B CH 85 F FF 93 X FF 94 1-1 ② F8	1	0	0	0	3	0	0
15 John Mayberry Jr., R (1, 8) OBP: 0.386, SLG: 0.458		C SI 89 B SI 88 B SI 89 F SI 88 B SI 90 X SI 90 3-2 ① FC5-4 10 S 10 1B 1-2f		C SI 90 B SI 89 F FC 85 B FC 85 F SI 90 X FC 84 2-2 ② F7		B FC 84 B SI 90 B SI 90 C SI 90 F SI 90 X SI 89 3-2 ②③ G5-4-3 1-2f			C FF 93 B FF 94 X FF 93 1-1 ③ F8	4	1	0	0	0	0	3
10 Ben Francisco, R (1, 9) OBP: 0.336, SLG: 0.357		1 SAFE B SI 90 B SI 89 B SI 90 C SI 89 X SI 90 3-1 5 FC1-6 1-H 1B		C SI 90 X FC 85 0-1 ③ F8			C SI 89 X CU 78 0-1 ① G5-3			3	0	1	1	0	0	1
5 Pete Orr, L (1, 4) OBP: 0.317, SLG: 0.298		F SI 89 1 SAFE X CH 77 0-1 ② FC1-6 51 PO 1-2f			C SI 89 B CH 78 X FC 86 1-1 ① G4-3		C CH 79 B SI 89 B CH 78 F SI 91 X SI 90 2-2 ② F7			3	0	0	0	0	0	1
51 Carlos Ruiz, R (1, 2) OBP: 0.313, SLG: 0.338		1 SAFE 1 SAFE 0-0 ③ PO 1-2	B SI 88 C SI 89 X SI 90 1-1 ① G1-3		B SI 90 F SI 90 F FC 86 X FC 84 1-2 ② P4		B FC 86 B FC 84 C CU 81 B FC 85 X FC 85 3-1 ③ G6-3			3	0	0	0	0	0	0
33 Cliff Lee, L (1, 1) OBP: 0.176, SLG: 0.125 40 Michael Stutes, R (7, 1) 7 Ross Gload, L (8, PH) OBP: 0.321, SLG: 0.321 16 J.C. Romero, S (8, 1)			X SI 90 0-0 ② G3-1		X SI 90 0-0 21 11 FC5 1B			X SI 89 0-0 11 G4-6-3 1B		2 0 1 0	0 0 0 0	1 0 1 0	0 0 0 0	0 0 0 0	0 0 0 0	0 0 0 0
Inning Stats	R: 0 E: 0 K: 1 S: 8 H: 0 LOB: 0 BB: 0 P: 11	R: 1 E: 0 K: 0 S: 12 H: 1 LOB: 0 BB: 1 P: 22	R: 0 E: 0 K: 0 S: 9 H: 1 LOB: 1 BB: 0 P: 14	R: 0 E: 0 K: 0 S: 11 H: 0 LOB: 1 BB: 1 P: 18	R: 0 E: 0 K: 0 S: 11 H: 2 LOB: 2 BB: 0 P: 16	R: 0 E: 0 K: 0 S: 6 H: 0 LOB: 0 BB: 1 P: 16	R: 0 E: 0 K: 0 S: 7 H: 0 LOB: 0 BB: 0 P: 12	R: 0 E: 0 K: 1 S: 7 H: 1 LOB: 0 BB: 0 P: 8	R: 0 E: 0 K: 1 S: 7 H: 0 LOB: 0 BB: 0 P: 11	1B: 4 2B: 1 3B: 0 HR: 0 SF: 0 SAC: 0 DP: 2 HBP: 0						

WP: 0 PB: 0 SB: 1 CS: 0 PA: 33

TOP

Philadelphia Phillies @ St. Louis Cardinals
Busch Stadium, St. Louis, MO
Mon May 16 2011, 6:11 PM - 8:47 PM CDT
Att. 34,884 - Partly Cloudy - 62 F

livebaseballscorecards.com

AB	29
R	1
H	5
RBI	1
BB	3
SO	3
LOB	9

PITCHER		IP	WLS	BF	H	R	ER	SO	BB	IBB	HBP	BLK	WP	HR	S	P	ERA	WHIP
35 Jake Westbrook, R ERA: 6.07	(1, 1)	7.0	W	26	4	1	1	1	3	0	0	0	0	0	64	109	1.29	1.000
52 Eduardo Sanchez, R ERA: 2.81	(8, 1)	1.0	H	3	1	0	0	1	0	0	0	0	0	0	7	8	0.00	1.000
59 Fernando Salas, R ERA: 1.08	(9, 1)	1.0	S	3	0	0	0	1	0	0	0	0	0	0	7	11	0.00	0.000

PITCHER	IP	WLS	BF	H	R	ER	SO	BB	IBB	HBP	BLK	WP	HR	S	P	ERA	WHIP

BOTTOM

Philadelphia Phillies @ St. Louis Cardinals
Busch Stadium, St. Louis, MO
Mon May 16 2011, 6:11 PM - 8:47 PM CDT
Att. 34,884 - Partly Cloudy - 62 F

livebaseballscorecards.com

Batter	1	2	3	4	5	6	7	8	9	AB	R	H	RBI	BB	SO	LOB
Ryan Theriot, R (1, 6) OBP: 0.357, SLG: 0.331	C FF 91 B FF 92 X FC 88 1-1 12 BB 19 SH5-3 1B		B SI 90 B FF 90 C SI 90 B CH 84 C CH 85 F FF 92 F SI 92 B CH 86 4-2 19 G6-4-3 BB	C FF 93 X FF 93 0-1 ③ 1-2 2-H 3-H 1B			B FF 91 B FF 91 2 SAFE C FC 86 B FF 91 C CH 86 B FC 88 4-2 19 1B BB		2	0	2	1	2	0	0
19 Jon Jay, L (1, 8) OBP: 0.417, SLG: 0.500	X FF 92 0-0 ① SH5-3 1-2		C FF 88 B CU 75 X SI 92 1-1 ①② G6-4-3 1-2f		X FF 90 0-0 ① L5		B FF 91 S FC 88 C SI 92 F CU 77 X FC 87 1-2 5 G6-4-3 1-2 2-H 1B			3	0	1	1	0	0	1
5 Albert Pujols, R (1, 5) OBP: 0.332, SLG: 0.407 (9, 3)	B CH 86 S FF 92 B SI 92 X FC 87 2-1 ② L7		B CU 76 C CU 75 F FC 86 X CU 76 1-2 ③ G6-3		C FF 92 X SL 80 0-1 ② G6-3		B FF 93 C FF 93 B FF 93 D SL 83 X SL 83 3-1 ②③ G6-4-3 1-2f			4	0	0	0	0	0	3
7 Matt Holliday, R (1, 7) OBP: 0.462, SLG: 0.582	B SI 93 C FF 92 C FF 92 B FF 94 B CU 76 F CH 86 B FF 93 4-2 12 BB BB			F FC 86 B SL 81 B SI 92 C FF 92 F SI 92 B FC 87 F CH 86 B FF 92 4-2 4 1B 12 BB 8 1B BB	B FF 91 C SI 92 B FF 92 B FF 91 X FC 86 3-1 ③ G5-3			F SL 77 B SI 88 B SI 88 F SL 78 X SI 88 2-2 ① G6-3		2	1	0	0	2	0	0
12 Lance Berkman, S (1, 3) OBP: 0.443, SLG: 0.689 59 Fernando Salas, R (9, 1)	F FC 87 B CU 74 B SI 92 B FF 91 B CH 84 4-1 1-2 2-3 BB			B CH 84 B CH 85 S CH 84 S FF 92 B CH 85 F FC 86 B SI 92 4-2 8 1B 4 1B 1B 1-2 BB		B FF 91 F CH 84 B CU 75 S FC 86 B CU 76 X SI 93 3-2 ① F9		B SL 78 B SI 88 H SL 78 3-0 4 1B HBP	1	1	0	0	2	0	0
										0	0	0	0	0	0	0
21 Allen Craig, R (1, 9) OBP: 0.362, SLG: 0.388	S CH 85 S CH 84 B FF 92 B SI 92 X SI 92 2-2 ③ F9			C SI 91 C SI 92 S CU 76 0-3 ① K		C SI 92 X FC 87 0-1 ② F8		S CH 78 B SI 88 F SI 89 B CH 79 X CH 78 2-2 ② F8		4	0	0	0	0	1	6
4 Yadier Molina, R (1, 2) OBP: 0.338, SLG: 0.440		C CH 84 S SI 91 B SI 92 S SI 92 1-3 ① K		X FF 92 0-0 8 1B 1-2 2-3 1B		B FF 93 B FF 92 X FC 86 2-0 ③ G5-3		X CH 80 0-0 1-2 1B		4	0	2	0	0	1	0
8 Nick Punto, S (1, 4) OBP: 0.360, SLG: 0.391		B FF 92 C CH 85 B CH 86 B FF 90 X SI 90 3-1 ② L1-3		C SI 92 F CU 76 B SI 93 B FC 88 X SI 92 2-2 1B 1-2 2-3 3-H 1B			C FF 91 X FC 86 0-1 26 SH1-4 19 1B 1B	B SI 89 C SI 89 F SI 80 B CH 80 B CH 81 X SI 90 3-2 ③ F8		4	1	2	1	0	0	2
35 Jake Westbrook, R (1, 1) OBP: 0.125, SLG: 0.188 26 Kyle Lohse, R (7, PH) OBP: 0.136, SLG: 0.136 52 Eduardo Sanchez, R (8, 1) 33 Daniel Descalso, L (9, 5) OBP: 0.287, SLG: 0.344		C SI 91 S SI 92 S FF 92 0-3 ③ K		B FF 91 B FF 91 F FF 90 C SI 92 F SI 92 F SI 93 B FF 93 C FF 92 3-3 ② K			L SI 93 B FF 93 1 SAFE L FF 92 X SI 93 1-2 ① SH1-4 1-2			2	0	0	0	0	2	3
										0	0	0	0	0	0	0
										0	0	0	0	0	0	0
										0	0	0	0	0	0	0
Inning Stats	R: 0 E: 0 K: 0 S: 12 H: 1 LOB: 3 BB: 2 P: 25	R: 0 E: 0 K: 2 S: 8 H: 0 LOB: 0 BB: 0 P: 12	R: 0 E: 0 K: 0 S: 9 H: 0 LOB: 0 BB: 1 P: 15	R: 2 E: 0 K: 2 S: 21 H: 3 LOB: 2 BB: 2 P: 34	R: 0 E: 0 K: 0 S: 5 H: 0 LOB: 0 BB: 0 P: 8	R: 0 E: 0 K: 0 S: 6 H: 0 LOB: 0 BB: 0 P: 11	R: 1 E: 0 K: 0 S: 13 H: 2 LOB: 1 BB: 1 P: 22	R: 0 E: 0 K: 0 S: 10 H: 1 LOB: 2 BB: 0 P: 20		1B: 7 2B: 0 3B: 0 HR: 0 SF: 0 SAC: 2 DP: 2 HBP: 1						

	AB	26
	R	3
	H	7
	RBI	3
	BB	6
	SO	4
	LOB	15

PITCHER		IP	WLS	BF	H	R	ER	SO	BB	IBB	HBP	BLK	WP	HR	S	P	ERA	WHIP
33 Cliff Lee, L ERA: 3.84	(1, 1)	6.1	L	29	6	3	3	4	6	0	0	0	0	0	72	122	4.26	1.895
40 Michael Stutes, R ERA: 3.18	(7, 1)	0.2		1	0	0	0	0	0	0	0	0	0	0	2	5	0.00	0.000
16 J.C. Romero, L ERA: 3.48	(8, 1)	1.0		5	1	0	0	0	0	0	1	0	0	0	10	20	0.00	1.000

PITCHER	IP	WLS	BF	H	R	ER	SO	BB	IBB	HBP	BLK	WP	HR	S	P	ERA	WHIP

Batter	1	2	3	4	5	6	7	8	9	AB	R	H	RBI	BB	SO	LOB
11 Jimmy Rollins, S (1, 6) OBP: 0.348, SLG: 0.365	B FF 90 C FF 89 B FC 87 F FF 90 X SL 85 2-2 ① F8		C FF 89 F SL 84 B CU 75 B CH 82 X FF 89 2-2 ② G6-3		M FF 89 B FF 88 F FF 88 X CH 80 1-2 ③ F8			C CH 80 X FC 89 0-1 E4 7 1B 27 SF8		4	1	0	0	0	0	2
7 Michael Martinez, S (1, 8) OBP: 0.290, SLG: 0.241	S SI 89 B CH 83 X FF 90 1-1 27 G5-3 1B		C CH 82 S CU 73 C CU 74 0-3 ③ K			B CH 82 C FF 89 S CH 81 X SL 85 1-2 ① G5-3		X SI 89 0-0 1-3 1B		4	0	2	0	0	1	0
27 Placido Polanco, R (1, 5) OBP: 0.381, SLG: 0.433	C SI 90 1 SAFE 1 SAFE B FF 88 D CH 82 B FF 89 X FF 88 3-1 ② G5-3 1-2			B FF 90 B FF 88 B FF 88 C SI 88 X FF 90 3-1 ① F9		C FF 89 B CU 73 F CH 81 X CH 82 1-2 1B		B FF 89 X SI 90 1-0 ② SF8 3-H		3	0	1	1	0	0	1
6 Ryan Howard, L (1, 3) OBP: 0.331, SLG: 0.497	C SL 86 X SI 89 0-1 ③ F8			B SL 86 C SL 85 C CU 73 C FF 89 1-3 ② K		F FF 89 C SL 82 B SL 86 S SL 84 1-3 ② K		1 SAFE C SL 84 S SL 84 1 SAFE 1 SAFE F CU 74 1 SAFE S SL 82 0-3 ③ K		4	0	0	0	0	3	3
15 John Mayberry Jr., R (1, 7) OBP: 0.377, SLG: 0.442		C FF 90 B CH 82 X CH 82 1-1 10 S 1B		B FC 88 X FF 89 1-0 ③ F9		S FF 89 C SL 84 X SL 83 0-2 ③ G5-3			C FF 92 B FF 89 X KC 81 1-1 ① G5-3	4	0	1	0	0	0	1
10 Ben Francisco, R (1, 9) OBP: 0.327, SLG: 0.346		C FF 90 1 SAFE B FC 88 B FF 89 F FF 88 B SL 84 X FF 88 3-2 ① F8 1-2			B FF 89 F FF 89 X FF 90 1-1 ① P4		C FF 88 X FC 90 0-1 ① G4-3		B FF 92 S FF 92 B FF 90 F FF 92 B FF 92 X FF 92 3-2 ② F8	4	0	0	0	0	0	1
21 Wilson Valdez, R (1, 4) OBP: 0.265, SLG: 0.298 5 Pete Orr, L (9, PH) OBP: 0.313, SLG: 0.293 (9, 4)		C SL 83 X SL 83 0-1 ② P6			B SI 90 S SI 90 C CH 82 X CU 73 1-2 44 SH2-4 2B		B FF 90 X FF 89 1-0 ② G6-3		C CH 83 S CH 85 B CH 86 F FF 92 C FF 92 1-3 ③ K	3 1	0 0	1 0	0 0	0 0	0 1	1 0
4 Dane Sardinha, R (1, 2) OBP: 0.333, SLG: 0.176 37 Antonio Bastardo, R (8, 1) 55 Danys Baez, R (9, 1) 16 J.C. Romero, S (9, 1)		B CH 82 B D SL 82 C SL 83 X CU 72 3-1 ③ L5			B SI 88 B SL 83 C CH 81 B FF 88 B FF 89 4-1 44 SH2-4 BB		X FF 90 0-0 ③ L8			2 0 0 0	0 0 0 0	0 0 0 0	0 0 0 0	1 0 0 0	0 0 0 0	1 0 0 0
44 Roy Oswalt, R (1, 1) OBP: 0.167, SLG: 0.091 40 Michael Stutes, R (6, 1) 38 Kyle Kendrick, R (6, 1) OBP: 0.333, SLG: 0.333 51 Carlos Ruiz, R (8, PH) OBP: 0.310, SLG: 0.333 (8, 2)			C SI 89 F SI 89 F SL 87 C CU 73 0-3 ① K		X FF 89 0-0 ② SH2-4 1-2 2-3			C FF 90 B CH 82 X CH 81 1-1 ① G5-3		1 0 0 1	0 0 0 0	0 0 0 0	0 0 0 0	1 0 0 0	0 0 0 0	0 0 0 0
Inning Stats	R: 0 E: 0 K: 0 S: 9 H: 1 LOB: 1 BB: 0 P: 15	R: 0 E: 0 K: 0 S: 9 H: 1 LOB: 1 BB: 0 P: 16	R: 0 E: 0 K: 2 S: 10 H: 0 LOB: 0 BB: 0 P: 12	R: 0 E: 0 K: 1 S: 6 H: 0 LOB: 0 BB: 0 P: 11	R: 0 E: 0 K: 0 S: 10 H: 1 LOB: 2 BB: 1 P: 17	R: 0 E: 0 K: 1 S: 12 H: 1 LOB: 1 BB: 0 P: 15	R: 0 E: 0 K: 0 S: 4 H: 0 LOB: 0 BB: 0 P: 5	R: 1 E: 1 K: 1 S: 10 H: 1 LOB: 1 BB: 0 P: 12	R: 0 E: 0 K: 1 S: 9 H: 0 LOB: 0 BB: 0 P: 14	1B: 4 2B: 1 3B: 0 HR: 0	SF: 1 SAC: 1 DP: 0 HBP: 0			WP: 0 PB: 0 SB: 1 CS: 0	PA: 34		

PITCHER		IP	WLS	BF	H	R	ER	SO	BB	IBB	HBP	BLK	WP	HR	S	P	ERA	WHIP
54 Jaime García, L ERA: 1.64	(1, 1)	8.0		31	5	1	0	5	1	0	0	0	0	0	70	103	0.00	0.750
59 Fernando Salas, R ERA: 1.02	(9, 1)	1.0	W	3	0	0	0	1	0	0	0	0	0	0	9	14	0.00	0.000

PITCHER	IP	WLS	BF	H	R	ER	SO	BB	IBB	HBP	BLK	WP	HR	S	P	ERA	WHIP

TOP

Philadelphia Phillies @ St. Louis Cardinals
Busch Stadium, St. Louis, MO
Tue May 17 2011, 7:16 PM - 9:59 PM CDT
Att. 34,567 - Cloudy - 61 F

livebaseballscorecards.com

AB	31
R	1
H	5
RBI	1
BB	1
SO	6
LOB	10

Batter	1	2	3	4	5	6	7	8	9	AB	R	H	RBI	BB	SO	LOB
Ryan Theriot, R (1, 6) OBP: 0.358, SLG: 0.333	C SI 92 X CH 83 0-1 ① L6		B FC 82 B FF 91 F SI 92 X FF 92 2-1 19 1B 1B		B FC 81 C SL 79 B CH 82 B FF 90 X SI 90 3-1 ① G4-3		C SI 88 X SI 90 0-1 ① G5-3		B SI 91 X SI 90 1-0 5 1B 19 1B 7 FC6-2 1B	5	0	2	0	0	0	0
19 Jon Jay, L (1, 8) OBP: 0.415, SLG: 0.491	C FF 90 F SI 92 B CU 68 B SI 91 S CU 67 2-3 ② K		B SI 91 X CH 83 1-0 5 G6-4-3 1B 1-3		B CU 70 X SI 90 1-0 ② F7		C SI 89 X FC 87 0-1 ② F7		X SI 91 0-0 7 FC6-2 5 1B 12 1B 1-2 1B	5	1	2	0	0	1	0
5 Albert Pujols, R (1, 3) OBP: 0.339, SLG: 0.419	B FF 93 F CH 82 B FF 93 B CH 80 F FF 92 C SI 92 3-3 ③ K		F FF 92 X SI 92 0-1 ② ③ G6-4-3 1-2f		B CU 68 C SI 90 F FF 92 F EP 61 X FF 92 1-2 2B		B FC 87 S SI 90 X CH 84 1-1 1B		B CU 76 D CU 76 F SI 93 F SI 92 X SI 92 2-2 12 1B 7 FC6-2 1-2 2-3 1B	5	0	3	0	0	1	2
7 Matt Holliday, R (1, 7) OBP: 0.447, SLG: 0.561		B FF 92 F CH 81 C FF 91 F SI 94 X CU 66 1-2 ① P3		F CH 81 B FF 91 X CH 81 1-1 ① G6-3	C CH 84 S SI 91 B FF 91 B SI 91 X FF 92 2-2 ③ G4-3		S SI 90 X SI 91 0-1 ③ L9		B FF 93 S SI 93 B SI 93 S SI 93 X FF 93 2-2 ① FC6-2 12 1B 1-2 2-3 3-Hf	5	0	0	0	0	0	5
12 Lance Berkman, S (1, 9) OBP: 0.455, SLG: 0.688		B SI 94 F FF 93 X FF 92 1-1 21 FC6-4 1B		B CH 83 B FF 92 B FF 92 F FF 92 B FF 93 4-1 21 1B 4 1B BB		B SL 85 B FF 93 B FF 93 C SI 87 B SI 87 4-1 4 G1-6-3 21 G5-3 BB		F FF 92 B SL 85 B SL 84 S SL 84 X FF 92 2-2 ① G1-3	X SI 89 0-0 1-2 2-3 3-H 1B	3	1	2	1	2	0	0
21 Allen Craig, R (1, 4) OBP: 0.361, SLG: 0.385 27 Tyler Greene, R (7, 4) OBP: 0.333, SLG: 0.345		C CH 83 B CH 82 X SI 92 1-1 ② FC6-4 4 1B 1-2f		D CH 83 F SI 91 S CU 68 F CU 66 X SI 91 1-2 33 FC4-6 4 1B 1-2 1B		1 SAFE C SI 88 B SI 89 F SI 89 F SI 90 B SI 90 X SI 90 2-2 ① G5-3 1-2		F FF 93 F SL 84 S SL 82 0-3 ② K		3	0	1	0	0	0	2
										1	0	0	0	0	1	0
4 Yadier Molina, R (1, 2) OBP: 0.350, SLG: 0.457	X FF 92 0-0 1-2 1B		X CH 83 0-0 1-2 2-H 33 FC4-6 1B			B SI 90 X SI 90 1-0 ② G1-6-3 2-3		S FF 93 F FF 92 X FF 93 0-2 2B		4	0	3	1	0	0	1
33 Daniel Descalso, L (1, 5) OBP: 0.295, SLG: 0.337	B FF 93 F FF 92 B CH 83 X CH 83 2-1 ③ P6		X FF 92 0-0 ② FC4-6 1-2f 2-3			I IN 80 I IN 80 I IN 82 I IN 82 4-0 IBB		D SL 84 C FF 92 F FF 93 B FF 93 D SL 84 B FF 93 4-2 BB		2	0	0	0	2	0	4
54 Jaime García, L (1, 1) OBP: 0.130, SLG: 0.091 8 Nick Punto, S (8, PH) OBP: 0.355, SLG: 0.385 59 Fernando Salas, R (9, 1)			C FF 91 B FF 91 X CH 81 1-1 ① G1-3	C SI 92 B CU 68 F FF 90 S CU 68 1-3 ③ K		X SI 89 0-0 ③ G5-3		B FF 94 C FF 94 S SL 84 S SL 85 1-3 ③ K		3	0	0	0	0	1	4
										1	0	0	0	0	1	2
										0	0	0	0	0	0	0
Inning Stats	R: 0 E: 0 K: 2 S: 8 H: 0 LOB: 0 BB: 0 P: 13	R: 0 E: 0 K: 0 S: 11 H: 2 LOB: 2 BB: 0 P: 16	R: 0 E: 0 K: 0 S: 7 H: 2 LOB: 1 BB: 0 P: 11	R: 1 E: 0 K: 1 S: 12 H: 2 LOB: 2 BB: 1 P: 19	R: 0 E: 0 K: 0 S: 10 H: 1 LOB: 1 BB: 0 P: 17	R: 0 E: 0 K: 0 S: 7 H: 0 LOB: 2 BB: 2 P: 18	R: 0 E: 0 K: 0 S: 8 H: 1 LOB: 1 BB: 0 P: 9	R: 0 E: 0 K: 2 S: 14 H: 1 LOB: 2 BB: 1 P: 21	R: 1 E: 0 K: 0 S: 9 H: 4 LOB: 3 BB: 0 P: 14	1B: 11 2B: 2 3B: 0 HR: 0 SF: 0 SAC: 0 DP: 1 HBP: 0						

PITCHER		IP	WLS	BF	H	R	ER	SO	BB	IBB	HBP	BLK	WP	HR	S	P	ERA	WHIP
44 Roy Oswalt, R ERA: 3.09	(1, 1)	5.0		22	7	1	1	3	1	0	0	0	0	0	48	76	1.80	1.600
40 Michael Stutes, R ERA: 3.18	(6, 1)	0.0		0	0	0	0	0	0	0	0	0	0	0	0	0	∞	∞
38 Kyle Kendrick, R ERA: 1.66	(6, 1)	2.0		9	1	0	0	0	1	1	0	0	0	0	15	27	0.00	1.000
37 Antonio Bastardo, L ERA: 1.17	(8, 1)	1.0		5	1	0	0	2	1	0	0	0	0	0	14	21	0.00	2.000
55 Danys Baez, R ERA: 4.41	(9, 1)	0.1	L	4	3	1	1	0	0	0	0	0	0	0	8	13	27.00	9.000

PITCHER		IP	WLS	BF	H	R	ER	SO	BB	IBB	HBP	BLK	WP	HR	S	P	ERA	WHIP
16 J.C. Romero, L ERA: 3.48	(9, 1)	0.0		1	1	0	0	0	0	0	0	0	0	0	1	1	∞	∞

BOTTOM

Philadelphia Phillies @ St. Louis Cardinals

Busch Stadium, St. Louis, MO

Tue May 17 2011, 7:16 PM - 9:59 PM CDT

Att. 34,567 - Cloudy - 61 F

livebaseballscorecards.com

AB	37
R	2
H	13
RBI	2
BB	4
SO	5
LOB	20

Batter	1	2	3	4	5	6	7	8	9	AB	R	H	RBI	BB	SO	LOB
24 Dexter Fowler, S (1, 8) OBP: 0.363, SLG: 0.353	B FF 91 C FF 92 C CU 78 X CH 85 1-2 G6-3		X FF 91 0-0 G5-3			C CU 76 X FF 93 0-1 P4		B FF 92 C FC 88 F FF 89 D CH 83 S CH 83 2-3 K		4	0	0	0	0	1	1
99 Alfredo Amezaga, S (1, 4) OBP: 0.350, SLG: 0.278 7 Seth Smith, L (9, PH) OBP: 0.346, SLG: 0.504	B FF 93 B FC 90 B FF 92 B FF 91 4-0 5 1B BB			X FF 93 0-0 F8			C FF 92 S CU 77 S CU 78 0-3 K2-3		B FF 94 B FF 94 F FF 93 B CH 86 X FF 94 3-1 2B	2 1	0 0	0 1	0 0	1 0	1 0	0 0
5 Carlos González, L (1, 7) OBP: 0.322, SLG: 0.396	F FF 90 B FF 88 F FF 89 B CU 78 X CH 86 2-2 1-3 1B			B CH 84 B FF 94 B FF 91 C FF 90 F FF 92 C FF 90 3-3 K			B FF 92 B FF 88 B FF 88 C FF 92 X FF 92 3-1 17 2B 2B		S CH 84 F FF 94 B FF 94 S CH 85 1-3 K	4	1	2	0	0	2	1
2 Troy Tulowitzki, R (1, 6) OBP: 0.328, SLG: 0.522	C CU 78 X FF 93 0-1 F8			B CU 77 C FF 90 B CU 78 B FF 90 C CH 85 C FF 94 3-3 K			B FC 89 X FF 90 1-0 G5-3		C CH 86 B FC 93 F FF 96 B FF 93 F CH 85 S CH 84 2-3 K	4	0	0	0	0	2	3
17 Todd Helton, L (1, 3) OBP: 0.375, SLG: 0.548		C FF 91 C FF 94 F FF 93 X CU 78 0-2 G4-3			B FC 89 F CH 84 B CH 86 B FF 89 F CH 84 T CH 85 3-2 K		X FF 92 0-0 2-H 2B		B CH 86 B FF 95 D CH 84 I 4-0 IBB	3	0	1	1	1	1	0
22 Jose Lopez, R (1, 5) OBP: 0.208, SLG: 0.265 23 Jason Giambi, L (9, PH) OBP: 0.258, SLG: 0.231		B CH 83 S CH 85 B FF 93 S CH 84 B FF 92 X FF 90 3-2 19 FC6-4 1B			F FF 93 C CU 77 X CH 85 0-2 G6-3		B CH 83 C FF 90 X FF 91 1-1 F8		B CH 86 B FC 92 F CH 84 C FF 94 S FF 93 2-3 K	3 1	0 0	1 0	0 0	0 0	0 1	1 2
19 Ryan Spilborghs, R (1, 9) OBP: 0.293, SLG: 0.338		B FF 92 S FC 89 B FF 92 S CH 85 X CH 84 2-2 FC6-4 20 CS 1-2f			C CU 76 B CH 85 F CU 78 X FF 92 1-2 G1-3			X CH 87 0-0 29 SH5-4 1B		3	0	1	0	0	0	1
20 Chris Iannetta, R (1, 2) OBP: 0.393, SLG: 0.463		S CH 83 F FF 92 B CH 84 B FC 91 2-2 CS 1-2	B CH 82 F FF 93 X FC 88 1-1 G5-3			C FF 91 B FF 91 C FF 92 F FF 90 B FF 93 B CH 86 S CH 84 3-3 K		B CU 76 B FF 89 F FF 91 1 SAFE S FF 90 X FF 90 2-2 L7		3	0	0	0	0	1	1
29 Jorge De La Rosa, L (1, 1) OBP: 0.238, SLG: 0.238			C FF 91 F FC 88 F CU 78 S CU 78 0-3 K			S FF 92 F FC 89 S CH 85 0-3 K		B CH 82 X FF 91 1-0 SH5-4 1-2		2	0	0	0	0	2	0
Inning Stats	R: 0 E: 0 K: 0 S: 8 H: 1 LOB: 1 BB: 1 P: 15	R: 0 E: 0 K: 0 S: 12 H: 1 LOB: 0 BB: 0 P: 19	R: 0 E: 0 K: 1 S: 7 H: 0 LOB: 0 BB: 0 P: 8	R: 0 E: 0 K: 2 S: 7 H: 0 LOB: 0 BB: 0 P: 13	R: 0 E: 0 K: 1 S: 9 H: 0 LOB: 0 BB: 0 P: 13	R: 0 E: 0 K: 2 S: 9 H: 0 LOB: 0 BB: 0 P: 12	R: 1 E: 0 K: 1 S: 9 H: 2 LOB: 1 BB: 0 P: 14	R: 0 E: 0 K: 1 S: 8 H: 1 LOB: 1 BB: 0 P: 13	R: 0 E: 0 K: 3 S: 12 H: 1 LOB: 2 BB: 1 P: 24	1B: 3 2B: 3 3B: 0 HR: 0 SF: 0 SAC: 1 DP: 0 HBP: 0						

TOP

Colorado Rockies @ Philadelphia Phillies

Citizens Bank Park, Philadelphia, PA

Wed May 18 2011, 7:09 PM - 9:35 PM EDT

Att. 44,665 - Cloudy - 66 F

livebaseballscorecards.com

AB	30
R	1
H	6
RBI	1
BB	2
SO	11
LOB	10

WP: 0 PB: 0 SB: 0 CS: 1 PA: 34

PITCHER	IP	WLS	BF	H	R	ER	SO	BB	IBB	HBP	BLK	WP	HR	S	P	ERA	WHIP
35 Cole Hamels, L (1, 1) ERA: 2.92	8.0	W	28	5	1	1	8	1	0	0	0	0	0	69	107	1.12	0.750
46 Ryan Madson, R (9, 1) ERA: 0.53	1.0	S	5	1	0	0	3	0	1	0	0	0	0	12	24	0.00	1.000

BOTTOM

Colorado Rockies @ Philadelphia Phillies

Citizens Bank Park, Philadelphia, PA

Wed May 18 2011, 7:09 PM - 9:35 PM EDT

Att. 44,665 - Cloudy - 66 F

livebaseballscorecards.com

Batter	1	2	3	4	5	6	7	8	9	AB	R	H	RBI	BB	SO	LOB
11 Jimmy Rollins, S (1, 6) OBP: 0.346, SLG: 0.365	B FF 92 B FF 92 C FF 93 X FF 92 2-1 F8 ①		B FF 92 B CU 74 X FS 85 2-0 G5-3 ③			X FF 92 0-0 6 S 7 SH1-3 1B		B FF 91 X FF 92 1-0 SF9 ② 2-H		3	0	1	1	0	0	1
7 Michael Martinez, S (1, 8) OBP: 0.265, SLG: 0.219	B FF 93 F FF 92 S FS 84 B FS 85 F FS 84 B FF 92 S FS 85 3-3 K ②			C CU 73 S SL 85 X SL 84 0-2 G1-3 ①		X FF 91 0-0 SH1-3 ① 1-2		F FS 81 B CU 74 S FS 82 B CU 77 X FS 83 2-2 G6-3 ③		3	0	0	0	0	1	0
27 Placido Polanco, R (1, 5) OBP: 0.374, SLG: 0.425	C FF 93 B FS 85 S SL 87 B FF 93 X FS 84 2-2 F8 ③			B FF 93 X FF 92 1-0 L4 ②		B FF 92 X FF 92 1-0 F9 ②				3	0	0	0	0	0	1
6 Ryan Howard, L (1, 3) OBP: 0.326, SLG: 0.487		B CU 72 C FF 93 B SL 86 B FS 83 X FF 93 3-1 G3-1 ①		S FS 85 B CU 75 X SL 86 1-1 G4-3 ③		D CU 74 S FS 84 S SL 86 B CU 78 X FF 92 2-2 F7 ③ 2-3				3	0	0	0	0	0	1
15 John Mayberry Jr., R (1, 9) OBP: 0.359, SLG: 0.418		C FF 93 X FF 93 0-1 P3 ②			B CU 73 C FS 82 X FF 92 1-1 F8 ①		C CU 72 F FS 82 X SL 84 0-2 G6-3 ①			3	0	0	0	0	0	0
29 Raul Ibanez, L (1, 7) OBP: 0.281, SLG: 0.338		C CU 74 X FF 92 0-1 G3 ③			B SL 86 B FS 85 X FF 93 2-0 21 PB 51 HBP 21 1B 1B		B SL 83 S FF 92 F SL 85 F SL 84 B CU 76 S FS 85 2-3 K ②			3	1	1	0	0	1	0
51 Carlos Ruiz, R (1, 2) OBP: 0.322, SLG: 0.338			B FF 92 X FS 83 1-0 21 G4-3 1B		B FS 84 C FF 92 F FF 92 H CU 78 2-2 21 1B 21 PB 1-2 HBP		B FF 92 B FF 92 T FF 92 F FS 84 S CU 76 2-3 K2-3 ③			2	0	1	0	0	1	0
21 Wilson Valdez, R (1, 4) OBP: 0.277, SLG: 0.309			X FF 92 0-0 G4-3 ① 1-2		C FS 84 B FF 92 X FS 84 1-1 35 G6-3 1-3 2-H 1B			F FF 90 B FF 92 L FS 83 B CU 76 X SL 84 2-2 11 WP 8 SH1-4 11 SF9 1B		3	1	2	1	0	0	1
35 Cole Hamels, L (1, 1) OBP: 0.238, SLG: 0.333 8 Shane Victorino, S (8, PH) OBP: 0.343, SLG: 0.503 46 Ryan Madson, L (9, 1)			B FF 92 D FF 92 C FF 92 C FF 94 C FF 94 2-3 K ②		1 SAFE S FF 92 B FF 92 X FF 92 1-1 G6-3 ②③ 1-2f			X FF 90 0-0 SH1-4 ① 1-2		2 0 0	0 0 0	0 0 0	0 0 0	1 0 0	0 0 0	3 0 0
Inning Stats	R: 0 E: 0 K: 1 S: 9 H: 0 LOB: 0 BB: 0 P: 16	R: 0 E: 0 K: 0 S: 6 H: 0 LOB: 0 BB: 0 P: 9	R: 0 E: 0 K: 1 S: 6 H: 1 LOB: 1 BB: 0 P: 11	R: 0 E: 0 K: 0 S: 6 H: 0 LOB: 0 BB: 0 P: 8	R: 1 E: 0 K: 0 S: 9 H: 2 LOB: 1 BB: 0 P: 16	R: 0 E: 0 K: 0 S: 6 H: 1 LOB: 1 BB: 0 P: 9	R: 0 E: 0 K: 2 S: 10 H: 0 LOB: 0 BB: 0 P: 14	R: 1 E: 0 K: 0 S: 8 H: 1 LOB: 0 BB: 0 P: 13		1B: 5 2B: 0 3B: 0 HR: 0 SF: 1 SAC: 2 DP: 1 HBP: 1						

	AB	25
	R	2
	H	5
	RBI	2
	BB	0
	SO	4
	LOB	7

WP: 1 PA: 29
PB: 1
SB: 1
CS: 0

PITCHER	IP	WLS	BF	H	R	ER	SO	BB	IBB	HBP	BLK	WP	HR	S	P	ERA	WHIP
29 Jorge De La Rosa, L (1, 1) ERA: 3.34	8.0	L	29	5	2	1	4	0	0	1	0	1	0	60	96	1.12	0.625

PITCHER	IP	WLS	BF	H	R	ER	SO	BB	IBB	HBP	BLK	WP	HR	S	P	ERA	WHIP

Colorado Rockies @ Philadelphia Phillies

Citizens Bank Park, Philadelphia, PA

Thu May 19 2011, 7:07 PM - 10:05 PM EDT

Att. 45,425 - Cloudy - 64 F

TOP

livebaseballscorecards.com

Batter	1	2	3	4	5	6	7	8	9	AB	R	H	RBI	BB	SO	LOB
24 Dexter Fowler, S (1, 8) OBP: 0.359, SLG: 0.348	C SI 89 X SI 90 0-1 2 1B 23 HR 1B	C CH 82 S FC 86 B FC 86 B CH 83 B FC 86 F FC 86 F SI 89 X CH 84 3-2 ③ G2-3		B CU 74 B FF 86 C SI 92 C SI 91 X SI 89 2-2 ② G4-3		C CU 77 S FF 95 B SL 82 B FF 96 C FF 94 2-3 ① K		C SL 84 S SL 84 B SL 83 F FF 93 T SL 84 1-2 ① K		5	1	1	0	0	2	0
18 Jonathan Herrera, S (1, 4) OBP: 0.378, SLG: 0.380	B SI 88 1 SAFE X SI 89 1-0 ① B2		C SI 86 B CH 81 F FC 86 F FC 86 F CH 83 X CH 82 1-2 ① G6-3	C SI 88 B CU 75 F SI 93 B SI 88 F SI 93 F SI 92 B SI 89 F SI 92 X SI 92 3-2 ③ F9		B FF 95 C FF 91 X SL 81 1-1 19 HBP 1B		C FF 93 F FF 93 X SL 82 0-2 1B		5	0	2	0	0	0	1
5 Carlos González, L (1, 7) OBP: 0.324, SLG: 0.404 19 Ryan Spilborghs, R (3, 7) OBP: 0.295, SLG: 0.329	B SI 88 1 SAFE S CH 83 B FC 87 X FC 88 2-1 ② P6		C FC 86 B FC 85 X FC 86 1-1 23 HR 2B		X SI 91 0-0 ① G6-3	B FF 92 S SL 81 H FF 92 2-1 1-2 HBP		B SL 82 S SL 83 S SL 83 B FF 93 S SL 82 2-3 ② K		2 2	1 0	1 0	0 0	0 0	0 1	1 1
2 Troy Tulowitzki, R (1, 6) OBP: 0.324, SLG: 0.512	F SI 89 B SI 90 B SI 91 X FC 88 2-1 23 HR 1-3 1B		B FC 86 F CH 83 C SI 89 F SL 83 X SI 89 1-2 ② F7		C SI 88 B CU 77 S SI 93 B SI 93 X FF 89 2-2 E5 23 HR	S FF 92 C FF 94 X SL 82 0-2 ② F8		B SL 83 B SL 82 B FF 94 C FF 93 X FF 94 3-1 ③ F9		5	2	1	0	0	0	4
23 Jason Giambi, L (1, 3) OBP: 0.306, SLG: 0.581 55 Felipe Paulino, R (9, 1)	B SI 88 B SI 90 F CH 84 F FC 88 X SI 91 2-2 1-H 3-H HR		F SI 88 B CH 83 X SI 88 1-1 2-H HR		F SI 92 1 SAFE B CU 77 X FF 85 1-1 1-H HR	B FF 95 F SL 80 F FF 94 F FF 95 C FF 92 1-3 ③ K			B SI 89 S SI 89 B SI 87 S SI 89 S SI 89 2-3 ① K	5 0	3 0	3 0	7 0	0 0	2 0	2 0
7 Seth Smith, L (1, 9) OBP: 0.362, SLG: 0.512	S SI 89 T CH 82 F CH 84 B SI 89 B CH 83 B CH 83 B CH 82 4-2 BB		B FC 86 B CH 81 S SI 86 S CH 82 X CH 82 2-2 22 1B 1B		C SI 93 C SI 93 B CU 77 F CU 76 B SI 92 X SI 93 2-2 22 2B 1B		C FF 92 B FF 95 X FF 91 1-1 1B		B SI 89 S SI 89 B SI 90 S SI 88 B SL 81 S SI 89 3-3 ② K	4	0	3	0	1	1	0
22 Jose Lopez, R (1, 5) OBP: 0.236, SLG: 0.311	X SI 89 0-0 ③ G4-3		B SL 84 F SI 87 F SI 88 B CH 82 X SI 88 2-2 1-2 1B		B SI 91 X SI 91 1-0 1-3 2B	C SL 82 B CU 77 B FF 92 B SL 79 F FF 92 F FF 93 F SL 82 F FF 93 F FF 93 3-2 X FF 94 1B			B CH 79 C SI 89 B CH 78 X CH 79 2-1 2B	5	0	4	0	0	0	1
20 Chris Iannetta, R (1, 2) OBP: 0.378, SLG: 0.440		F SI 88 C SL 80 S CH 82 0-3 ① K	F CH 84 B FC 86 B FC 87 F FC 86 F CH 84 F SI 88 C SI 88 2-3 ③ K		B FF 90 B CU 76 S CU 76 F CU 76 S CU 77 2-3 ② K		B SL 81 F FF 91 B FF 94 B FF 90 S FF 92 F FF 92 S SL 81 3-3 ② K		D SI 89 B SI 90 F SI 90 X SL 79 2-1 ③ F9	5	0	0	0	0	4	6
45 Jhoulys Chacín, R (1, 1) OBP: 0.105, SLG: 0.105 27 Matt Lindstrom, R (8, 1) 21 Ty Wigginton, R (9, 3) OBP: 0.286, SLG: 0.355		B SI 87 T SI 87 X SI 88 1-1 ② G5-3		C SI 89 X SI 90 0-1 ① G6-3	D SI 92 X SI 91 1-0 ③ P3		X FF 91 0-0 ③ P4			4 0 0	0 0 0	0 0 0	0 0 0	0 0 0	0 0 0	3 0 0
Inning Stats	R: 3 E: 0 K: 0 S: 14 H: 3 LOB: 1 BB: 1 P: 25	R: 0 E: 0 K: 1 S: 10 H: 0 LOB: 0 BB: 0 P: 14	R: 2 E: 0 K: 1 S: 24 H: 4 LOB: 2 BB: 0 P: 34	R: 0 E: 0 K: 0 S: 11 H: 0 LOB: 0 BB: 0 P: 16	R: 2 E: 1 K: 1 S: 15 H: 3 LOB: 2 BB: 0 P: 24	R: 0 E: 0 K: 2 S: 13 H: 1 LOB: 2 BB: 0 P: 19	R: 0 E: 0 K: 1 S: 14 H: 2 LOB: 1 BB: 0 P: 21	R: 0 E: 0 K: 2 S: 12 H: 1 LOB: 1 BB: 0 P: 18	R: 0 E: 0 K: 2 S: 10 H: 1 LOB: 1 BB: 0 P: 19	1B: 9 2B: 3 3B: 0 HR: 3 SF: 0 SAC: 0 DP: 0 HBP: 1						

	AB	42
	R	7
	H	15
	RBI	7
	BB	1
	SO	10
	LOB	19

WP: 0 PA: 44
PB: 0
SB: 0
CS: 0

PITCHER		IP	WLS	BF	H	R	ER	SO	BB	IBB	HBP	BLK	WP	HR	S	P	ERA	WHIP
38 Kyle Kendrick, R ERA: 3.28	(1, 1)	3.0	L	17	7	5	5	2	1	0	0	0	0	2	48	73	15.00	2.667
55 Danys Baez, R ERA: 4.42	(4, 1)	2.0		10	3	2	1	1	0	0	0	0	0	1	26	40	4.50	1.500
47 Scott Mathieson, R ERA:	(6, 1)	2.0		9	3	0	0	3	0	0	1	0	0	0	27	40	0.00	1.500
40 Michael Stutes, R ERA: 2.7	(8, 1)	1.0		4	1	0	0	2	0	0	0	0	0	0	12	18	0.00	1.000
16 J.C. Romero, L ERA: 3.18	(9, 1)	1.0		4	1	0	0	2	0	0	0	0	0	0	10	19	0.00	1.000

PITCHER		IP	WLS	BF	H	R	ER	SO	BB	IBB	HBP	BLK	WP	HR	S	P	ERA	WHIP

BOTTOM

Batter	1	2	3	4	5	6	7	8	9	AB	R	H	RBI	BB	SO	LOB
11 Jimmy Rollins, S (1, 6) OBP: 0.344, SLG: 0.358	C FF 91 B SI 90 B SI 91 B FF 91 X FF 91 3-1 F9 ①		C FF 92 F CU 77 F CH 85 F SL 84 B SI 91 F CU 80 F SI 92 D CH 84 S SL 86 2-3 K ③		B SI 92 F FF 93 C CU 77 B SI 90 B SI 91 B FF 93 4-2 BB			F SI 94 X FF 95 0-1 F8 ①		3	0	0	0	1	1	1
7 Michael Martinez, S (1, 8) OBP: 0.237, SLG: 0.194	C FF 92 X SI 90 0-1 G6-3 ②			B FF 91 T SI 88 B FF 92 X SI 89 2-1 G4-3 ①	C CH 82 S CH 84 B SI 91 F CU 79 S SL 82 1-3 K ③			C SI 94 X SI 94 0-1 G4-3 ②		4	0	0	0	0	1	1
27 Placido Polanco, R (1, 5) OBP: 0.377, SLG: 0.427	B FF 93 F FF 92 S SL 84 X FF 93 1-2 G4-3 ③			B CU 75 C FF 91 C CU 76 X CH 84 1-2 7 WP 29 2B 1B		C FF 90 B CH 85 F SL 81 F SI 91 B FF 93 F CU 80 S SI 93 2-3 K ①		C FF 95 C SL 83 X FF 96 0-2 6 DI 1B		4	1	2	0	0	1	0
6 Ryan Howard, L (1, 3) OBP: 0.319, SLG: 0.475		C FF 92 B SI 89 T CH 84 F SI 91 B CU 80 S CU 79 2-3 K ①		B CU 77 B SI 89 S CH 82 S SL 81 S SL 81 2-3 K ②		B FF 93 B FF 92 F FF 93 X FF 92 2-1 G4-3 ②		F SI 95 B CH 86 X SI 95 1-1 G6-3 ③ 1-2		4	0	0	0	0	2	2
7 Ross Gload, L (1, 9) OBP: 0.313, SLG: 0.313		C FF 93 B CU 76 B SI 90 X FF 93 2-1 G6-3 ②		C CH 82 T SI 92 F CU 80 S SL 83 0-3 K 29 2B 1-2		X FF 92 0-0 F7 ③			B SI 92 B SI 92 X SI 93 2-0 51 G6-4-3 1B	4	0	1	0	0	1	1
29 Raul Ibanez, L (1, 7) OBP: 0.287, SLG: 0.349		C SI 92 X SI 92 0-1 F7 ③		B SI 91 X CH 82 1-0 1-3 2-H 2B			B FF 91 B SI 92 B FF 92 C FF 91 C SI 89 X SI 90 3-2 51 G3 1B		C SI 93 X SL 87 0-1 F8 ①	4	0	2	1	0	0	1
51 Carlos Ruiz, R (1, 2) OBP: 0.319, SLG: 0.333			C FF 90 C SI 89 B SL 83 X CH 83 1-2 5 FC3-6 1B	D SL 83 C CU 77 X SL 85 1-1 P4 ③			B SI 88 C FF 92 X SI 89 1-1 G3 ① 1-2		F SI 95 B SI 95 F SL 87 X SI 94 1-2 G6-4-3 ②③ 1-2f	4	0	1	0	0	0	4
5 Pete Orr, L (1, 4) OBP: 0.299, SLG: 0.279			B SI 87 X SI 89 1-0 FC3-6 ① 1-2f		C FF 91 X CH 82 0-1 F8 ①		C CH 83 B CU 79 C CU 76 F SI 92 S SL 85 1-3 K2-3 ②			3	0	0	0	0	1	2
38 Kyle Kendrick, R (1, 1) OBP: 0.333, SLG: 0.333 33 Cliff Lee, L (3, PH) OBP: 0.167, SLG: 0.118 55 Danys Baez, R (4, 1) 10 Ben Francisco, R (5, PH) OBP: 0.325, SLG: 0.343 47 Scott Mathieson, R (6, 1) 15 John Mayberry Jr., R (7, PH) OBP: 0.354, SLG: 0.411 40 Michael Stutes, R (8, 1) 16 J.C. Romero, S (9, 1)			F SI 88 F SI 88 S CU 78 0-3 K ②		C FF 92 F SL 82 B CU 79 B SL 83 F SL 83 X FF 92 2-2 G3 ②		C FF 92 D SL 84 B SI 90 S SL 83 S SL 85 2-3 K2-3 ③			0 1 0 1 0 1 0 0	0 0 0 0 0 0 0 0	0 0 0 0 0 0 0 0	0 0 0 0 0 0 0 0	0 1 0 0 0 1 0 0	0 1 0 0 0 1 0 0	0 1 0 0 0 1 0 0
Inning Stats	R: 0 E: 0 K: 0 S: 7 H: 0 LOB: 0 BB: 0 P: 11	R: 0 E: 0 K: 1 S: 8 H: 0 LOB: 0 BB: 0 P: 12	R: 0 E: 0 K: 2 S: 14 H: 1 LOB: 1 BB: 0 P: 18	R: 1 E: 0 K: 2 S: 15 H: 2 LOB: 2 BB: 0 P: 22	R: 0 E: 0 K: 1 S: 12 H: 0 LOB: 1 BB: 1 P: 19	R: 0 E: 0 K: 1 S: 8 H: 0 LOB: 0 BB: 0 P: 12	R: 0 E: 0 K: 2 S: 12 H: 1 LOB: 1 BB: 0 P: 19	R: 0 E: 0 K: 0 S: 9 H: 1 LOB: 1 BB: 0 P: 10	R: 0 E: 0 K: 0 S: 6 H: 1 LOB: 0 BB: 0 P: 9	1B: 5 2B: 1 3B: 0 HR: 0	SF: 0 SAC: 0 DP: 1 HBP: 0	WP: 1 PB: 0 SB: 0 CS: 0	PA: 34			

PITCHER		IP	WLS	BF	H	R	ER	SO	BB	IBB	HBP	BLK	WP	HR	S	P	ERA	WHIP
45 Jhoulys Chacín, R ERA: 2.7	(1, 1)	7.0	W	27	4	1	1	9	1	0	0	0	1	0	76	113	1.29	0.714
27 Matt Lindstrom, R ERA: 1.47	(8, 1)	1.0		4	1	0	0	0	0	0	0	0	0	0	9	10	0.00	1.000
55 Felipe Paulino, R ERA: 6.28	(9, 1)	1.0		3	1	0	0	0	0	0	0	0	0	0	6	9	0.00	1.000

PITCHER	IP	WLS	BF	H	R	ER	SO	BB	IBB	HBP	BLK	WP	HR	S	P	ERA	WHIP

Colorado Rockies @ Philadelphia Phillies

Citizens Bank Park, Philadelphia, PA

Thu May 19 2011, 7:07 PM - 10:05 PM EDT

Att. 45,425 - Cloudy - 64 F

livebaseballscorecards.com

AB	33
R	1
H	6
RBI	1
BB	1
SO	9
LOB	14

Texas Rangers @ Philadelphia Phillies

Citizens Bank Park, Philadelphia, PA

Fri May 20 2011, 7:08 PM - 9:27 PM EDT

Att. 45,358 - Partly Cloudy - 66 F

livebaseballscorecards.com

Batter	1	2	3	4	5	6	7	8	9	AB	R	H	RBI	BB	SO	LOB
1 Elvis Andrus, R (1, 6) OBP: 0.311, SLG: 0.337	C SI 91 X SI 92 0-1 18 1B 5 S 1B		C SI 92 S CU 79 F CH 84 F CH 84 S CU 78 0-3 ② K		C CU 76 S CU 78 S CU 78 0-3 ③ K			B SI 91 F FC 91 B CH 83 B CU 77 F FC 90 X SI 92 3-2 ① G4-3 2-3		4	1	1	0	0	2	2
18 Mitch Moreland, L (1, 9) OBP: 0.366, SLG: 0.500	C SI 92 F CH 84 F FC 92 B FC 92 X CU 78 1-2 10 G6-3 5 S 1-3 1B		B FC 91 C SI 92 B FC 91 X CH 84 2-1 ③ G3			B CU 74 C FC 89 B CU 77 F CH 83 F FC 90 B FC 91 B FC 91 4-2 5 G6-4-3 BB		B FC 92 C FC 91 X FC 92 1-1 ② G4-3 3-H		3	0	1	1	1	0	0
5 Ian Kinsler, R (1, 4) OBP: 0.330, SLG: 0.407	S CH 83 B FC 92 B SI 92 B CU 77 C FC 93 S CH 85 3-3 ① K 1-2 3-H			C CH 82 X SI 92 0-1 ① G6-3		C FC 91 B FC 92 X FC 91 1-1 ①② G6-4-3 1-2f		X FC 91 0-0 ③ P4		4	0	0	0	0	1	2
10 Michael Young, R (1, 3) OBP: 0.370, SLG: 0.477	B FC 92 C CU 78 S CH 84 B CU 77 F FC 92 F CH 84 B FC 93 F FC 92 X SI 92 3-2 ② G6-3 2-3			C SI 93 B SI 92 X FC 92 1-1 ② L1-3		B SI 92 F FC 92 B CH 84 B CU 76 S FC 91 F FC 91 X FC 91 3-2 ③ G3			B FF 95 F FF 95 S FF 93 S CH 84 1-3 ① K	4	0	0	0	0	1	1
29 Adrian Beltré, R (1, 5) OBP: 0.310, SLG: 0.491	C FC 91 T SI 92 S CH 84 0-3 ③ K			C CU 77 S FC 91 X SI 92 0-2 2B			X FC 89 0-0 19 FC3-6 1B		B CH 85 C FC 93 X CH 85 1-1 ② P4	4	0	2	0	0	1	1
7 David Murphy, L (1, 7) OBP: 0.313, SLG: 0.328		B FC 91 S CH 84 C FC 91 F FC 90 B FC 92 X SI 93 2-2 ① P5		B SI 92 C CU 78 B SI 92 C SI 91 X CH 84 2-2 ③ G6-3			C CH 82 B FC 90 S FC 89 C FC 91 1-3 ① K		C FF 95 X FF 95 0-1 2 CS 1B	4	0	1	0	0	1	2
8 Yorvit Torrealba, R (1, 2) OBP: 0.244, SLG: 0.331 19 Chris Davis, L (7, PH) OBP: 0.321, SLG: 0.479 2 Taylor Teagarden, R (7, 2)		C FC 92 C CU 79 B SI 94 F CH 83 C CU 78 1-3 ② K			B SI 90 C SI 91 X SI 92 1-1 ① G4-3		C CH 83 S FC 90 B FC 91 B FC 89 X CU 77 2-2 ② FC3-6 1-2f		C FF 93 D CH 85 1 SAFE S FF 94 B FF 95 2-2 ③ CS 1-2	2 1 0	0 0 0	0 0 0	0 0 0	0 0 0	1 0 0	0 1 0
23 Craig Gentry, R (1, 8) OBP: 0.313, SLG: 0.185 47 Dave Bush, R (8, 1)		X SI 92 0-0 ③ F8			C FC 91 B FC 92 X SI 91 1-1 36 SH3-4 1B		C FC 90 F FC 90 D CU 78 B FC 91 1 SAFE S CH 84 2-3 ③ K			3 0	0 0	1 0	0 0	0 0	1 0	1 0
36 C.J. Wilson, L (1, 1) 9 Endy Chavez, L (8, PH) OBP: 0.407, SLG: 0.458 (8, 8)			C FC 91 X SI 91 0-1 ① G3		X FC 92 0-0 ② SH3-4 1-2			B FC 90 C FC 90 X SI 91 1-1 1 G4-3 18 G4-3 2B		1 1	0 1	0 1	0 0	0 0	0 0	0 0

Inning Stats																																	
	R: 1	E: 0	K: 2	S: 18	H: 2	LOB: 1	BB: 0	P: 25	R: 0	E: 0	K: 1	S: 9	H: 0	LOB: 0	BB: 0	P: 12	R: 0	E: 0	K: 1	S: 9	H: 0	LOB: 0	BB: 0	P: 11	R: 0	E: 0	K: 0	S: 10	H: 1	LOB: 1	BB: 0	P: 13
	R: 0	E: 0	K: 1	S: 8	H: 1	LOB: 0	BB: 0	P: 10	R: 0	E: 0	K: 0	S: 9	H: 0	LOB: 0	BB: 1	P: 17	R: 0	E: 0	K: 2	S: 10	H: 1	LOB: 1	BB: 0	P: 15	R: 1	E: 0	K: 0	S: 8	H: 1	LOB: 0	BB: 0	P: 13
	R: 0	E: 0	K: 1	S: 9	H: 1	LOB: 0	BB: 0	P: 13	1B: 5	2B: 2	3B: 0	HR: 0	SF: 0	SAC: 1	DP: 1	HBP: 0	WP: 0	PB: 0	SB: 2	CS: 1	PA: 34											

PITCHER		IP	WLS	BF	H	R	ER	SO	BB	IBB	HBP	BLK	WP	HR	S	P	ERA	WHIP
34 Roy Halladay, R ERA: 2.21	(1, 1)	8.0	W	30	6	2	2	7	1	0	0	0	0	0	81	116	2.25	0.875
46 Ryan Madson, R ERA: 0.5	(9, 1)	1.0	S	3	1	0	0	1	0	0	0	0	0	0	9	13	0.00	1.000

PITCHER	IP	WLS	BF	H	R	ER	SO	BB	IBB	HBP	BLK	WP	HR	S	P	ERA	WHIP

AB	31
R	2
H	7
RBI	1
BB	1
SO	8
LOB	10

Batter	1	2	3	4	5	6	7	8	9	AB	R	H	RBI	BB	SO	LOB
11 Jimmy Rollins, S (1, 6) OBP: 0.342, SLG: 0.352	B SI 92 C SI 92 F CU 78 B SL 84 F CH 85 X FC 89 2-2 ① F8		B CH 84 C SI 90 F FC 87 T SL 81 1-2 ① K		C CH 84 B SI 91 F CU 76 S FC 86 1-3 ③ K			H CU 70 1-0 21 SH3-4 HBP		3	0	0	0	0	2	0
21 Wilson Valdez, R (1, 4) OBP: 0.269, SLG: 0.300	C FF 92 B FC 88 F CU 79 B FF 91 B FC 87 C FF 91 3-3 ② K		C SI 91 B SI 92 C FC 86 B CU 77 F FC 86 F SI 92 B FF 91 C FF 91 3-3 ② K			F CU 76 X FF 90 0-1 ① G4-3		1 SAFE X SI 88 0-0 ① SH3-4 1-2		3	0	0	0	0	2	0
27 Placido Polanco, R (1, 5) OBP: 0.374, SLG: 0.423	C FF 92 B CU 77 C FC 88 B SL 84 F FF 92 C FF 91 2-3 ③ K		C CU 76 X SI 91 0-1 ③ G4-3			C CH 84 X CU 77 0-1 ② 15 FC4 1B		C SI 88 X FC 82 0-1 ② F9		4	0	1	0	0	1	1
6 Ryan Howard, L (1, 3) OBP: 0.317, SLG: 0.467		B SI 90 F FF 90 S SI 91 B FF 91 T SI 92 2-2 ① K		C FF 90 B SI 90 X SI 90 1-1 ① G4-3		B SI 90 X SI 90 1-0 ② F7		I IN 78 I IN 76 I IN 76 I IN 77 4-0 IBB		3	0	0	0	1	1	1
15 John Mayberry Jr., R (1, 8) OBP: 0.333, SLG: 0.383		B CU 78 S FC 87 S CH 85 B SI 92 B SI 91 F FC 88 C FF 91 3-3 ② K		B CU 77 F FC 86 C FC 87 S SL 82 1-3 ② K		1 SAFE C FF 90 B FC 86 1 SAFE X CH 84 1-1 ③ FC4 1-2f		C SI 88 C CU 70 X SI 87 0-2 ③ G5-3		4	0	0	0	0	2	3
29 Raul Ibanez, L (1, 7) OBP: 0.294, SLG: 0.372		B FF 93 B FF 92 B SI 91 B FF 90 4-0 10 HR BB		X SI 91 0-0 HR			B SL 83 B SI 90 C SI 90 X FC 87 2-1 ① G4-3			2	2	1	1	1	0	0
10 Ben Francisco, R (1, 9) OBP: 0.331, SLG: 0.368		B SL 85 B CH 83 F FF 90 B SI 90 X CH 82 3-1 1-H HR		B SI 91 C FC 86 B SI 90 F FC 86 B SI 92 X FF 91 3-2 ③ G6-3			B CU 77 B SI 91 B FF 90 B FF 90 4-0 BB			2	1	1	2	1	0	0
51 Carlos Ruiz, R (1, 2) OBP: 0.319, SLG: 0.333		X SI 89 0-0 1B			F CH 82 B CH 84 X SI 90 1-1 ① G3-1		1 SAFE S SI 89 F FF 90 1 SAFE B FC 87 B FC 86 1 SAFE B SL 83 F FC 90 3-2 ② P4			3	0	1	0	0	0	1
34 Roy Halladay, R (1, 1) OBP: 0.040, SLG: 0.040 46 Ryan Madson, L (9, 1)		C FC 89 S CU 75 S CU 75 0-3 ③ K			C FF 90 C CU 76 S CU 76 0-3 ② K		F FF 90 D CU 76 B CU 75 X SI 90 2-1 ③ G4-3			3 0	0 0	0 0	0 0	0 0	2 0	2 0
Inning Stats	R: 0 E: 0 K: 2 S: 11 H: 0 LOB: 0 BB: 0 P: 18	R: 2 E: 0 K: 3 S: 13 H: 2 LOB: 1 BB: 1 P: 25	R: 0 E: 0 K: 2 S: 10 H: 0 LOB: 0 BB: 0 P: 14	R: 1 E: 0 K: 1 S: 9 H: 1 LOB: 0 BB: 0 P: 14	R: 0 E: 0 K: 2 S: 8 H: 0 LOB: 0 BB: 0 P: 10	R: 0 E: 0 K: 0 S: 7 H: 1 LOB: 1 BB: 0 P: 9	R: 0 E: 0 K: 0 S: 9 H: 0 LOB: 1 BB: 1 P: 20	R: 0 E: 0 K: 0 S: 6 H: 0 LOB: 2 BB: 1 P: 11		1B: 2 2B: 0 3B: 0 HR: 2	SF: 0 SAC: 1 DP: 0 HBP: 1		WP: 0 PB: 0 SB: 0 CS: 0	PA: 32	

PITCHER	IP	WLS	BF	H	R	ER	SO	BB	IBB	HBP	BLK	WP	HR	S	P	ERA	WHIP
36 C.J. Wilson, L (1, 1) ERA: 3.42	7.0	L	27	4	3	3	10	2	0	0	0	0	2	67	110	3.86	0.857
47 Dave Bush, R (8, 1) ERA: 2.08	1.0		5	0	0	0	0	0	1	1	0	0	0	6	11	0.00	0.000

PITCHER	IP	WLS	BF	H	R	ER	SO	BB	IBB	HBP	BLK	WP	HR	S	P	ERA	WHIP

BOTTOM

Texas Rangers @ Philadelphia Phillies

Citizens Bank Park, Philadelphia, PA

Fri May 20 2011, 7:08 PM - 9:27 PM EDT

Att. 45,358 - Partly Cloudy - 66 F

livebaseballscorecards.com

AB	27
R	3
H	4
RBI	3
BB	3
SO	10
LOB	8

Texas Rangers @ Philadelphia Phillies

Citizens Bank Park, Philadelphia, PA

Sat May 21 2011, 7:15 PM - 9:46 PM EDT

Att. 45,604 - Cloudy - 75 F

TOP

livebaseballscorecards.com

Batter	1	2	3	4	5	6	7	8	9	AB	R	H	RBI	BB	SO	LOB
1 Elvis Andrus, R (1, 6) OBP: 0.315, SLG: 0.337	X FF 93 0-0 ① F9		C FF 92 C CU 75 B CU 76 F FC 87 F FC 87 B CH 86 X CH 85 2-2 18 FC6-4 1B			B FC 85 F FC 85 F FF 92 X FC 87 1-2 ① G5-3		B CH 85 B FF 92 C FC 86 F FF 92 B FF 93 B FC 85 4-2 BB		3	0	1	0	1	0	0
18 Mitch Moreland, L (1, 9) OBP: 0.356, SLG: 0.485	C FF 92 F FC 87 X FF 92 0-2 ② G4-3		X FF 92 0-0 ② FC6-4 5 CS 1-2f			C FC 87 B CU 75 F SI 92 B FF 93 T FF 93 2-2 ② K		B FF 92 F FC 86 C FF 91 B SI 92 T FC 86 2-2 ② K		4	0	0	0	0	2	2
5 Ian Kinsler, R (1, 4) OBP: 0.328, SLG: 0.404	B FF 92 S CH 86 F FF 92 F SI 93 F CH 86 B FC 87 C FC 87 2-3 ③ K		C FC 87 1 SAFE 0-1 ③ CS 1-2	B CH 84 F FC 87 B FF 91 F FC 86 B FF 92 X FF 92 3-2 ① F9		C FC 87 B CH 86 X FF 93 1-2 10 S 1B		C CU 74 F SI 92 B FF 93 F CU 75 X FC 87 1-2 ③ F8		4	0	1	0	0	1	1
10 Michael Young, R (1, 3) OBP: 0.378, SLG: 0.483		C CH 84 X FC 85 0-1 25 BB 1B		C FC 87 B FC 87 B FF 93 X CH 87 2-1 1B		F FF 92 B FF 92 C SI 92 C FF 93 1-3 ③ K 1-2			F FF 93 F FF 94 X FF 94 0-2 29 G5-4-3 1B	4	0	3	0	0	1	1
29 Adrian Beltré, R (1, 5) OBP: 0.303, SLG: 0.480		X FF 91 0-0 ① F9		C FC 86 F FC 86 S FC 86 0-3 ② K			B FF 90 X FF 90 1-0 ① P3		X FF 93 0-0 ①② G5-4-3 1-2f	4	0	0	0	0	1	3
25 Mike Napoli, R (1, 2) OBP: 0.355, SLG: 0.453		B FF 90 B FF 90 B CH 84 C FF 89 S FF 90 F SI 91 B SI 92 4-2 1-2 BB		X FC 86 0-0 ③ P3			C FF 91 S CU 75 F CU 75 X CU 74 0-2 1B		F FF 96 C CH 85 B FF 93 F FF 94 B CH 85 B CH 84 F FF 95 X FF 95 3-2 ③ F8	3	0	1	0	1	0	1
7 David Murphy, L (1, 7) OBP: 0.307, SLG: 0.321		S FC 86 B FC 88 B SI 92 C CH 85 B FF 92 F FC 87 X FC 87 3-2 ② F7			C FF 90 B CU 76 C FC 84 C CU 75 1-3 ① K		C FF 91 B FF 91 X FF 90 1-1 ② F7			3	0	0	0	0	1	3
23 Craig Gentry, R (1, 8) OBP: 0.286, SLG: 0.167		C CH 85 S FF 91 B FF 93 F CU 76 S FF 92 1-3 ③ K			F FF 91 C FF 92 S CU 76 0-3 ② K		B FF 92 B FF 91 C FF 90 F SI 91 F FC 86 B SI 92 S FC 85 3-3 ③ K			3	0	0	0	0	3	3
48 Colby Lewis, R (1, 1) 53 Arthur Rhodes, L (7, 1) 8 Yorvit Torrealba, R (8, PH) OBP: 0.242, SLG: 0.328 21 Brett Tomko, R (8, 1)			X SI 92 0-0 ① L1-6-3		S FF 93 S FF 93 S FF 93 0-3 ③ K			B FF 91 S FC 84 B FC 85 S SI 91 F FF 93 X CH 85 2-2 ① G6-3		2 0 1 0	0 0 0 0	0 0 0 0	0 0 0 0	1 0 0 0	0 0 0 0	0 0 0 0
Inning Stats	R: 0 E: 0 K: 1 S: 9 H: 0 LOB: 0 BB: 0 P: 11	R: 0 E: 0 K: 1 S: 14 H: 1 LOB: 2 BB: 1 P: 22	R: 0 E: 0 K: 0 S: 8 H: 1 LOB: 0 BB: 0 P: 10	R: 0 E: 0 K: 1 S: 9 H: 1 LOB: 1 BB: 0 P: 14	R: 0 E: 0 K: 3 S: 9 H: 0 LOB: 0 BB: 0 P: 10	R: 0 E: 0 K: 2 S: 12 H: 1 LOB: 1 BB: 0 P: 17	R: 0 E: 0 K: 1 S: 11 H: 1 LOB: 1 BB: 0 P: 16	R: 0 E: 0 K: 1 S: 13 H: 0 LOB: 1 BB: 1 P: 22	R: 0 E: 0 K: 0 S: 9 H: 1 LOB: 0 BB: 0 P: 12	1B: 6 2B: 0 3B: 0 HR: 0	SF: 0 SAC: 0 DP: 1 HBP: 0			WP: 0 PB: 0 SB: 1 CS: 1	PA: 34		

	AB	31
	R	0
	H	6
	RBI	0
	BB	2
	SO	10
	LOB	14

PITCHER		IP	WLS	BF	H	R	ER	SO	BB	IBB	HBP	BLK	WP	HR	S	P	ERA	WHIP
33 Cliff Lee, L ERA: 3.38	(1, 1)	8.0	W	30	5	0	0	10	2	0	0	0	0	0	85	122	0.00	0.875
46 Ryan Madson, R ERA: 0.47	(9, 1)	1.0	S	3	1	0	0	0	0	0	0	0	0	0	9	12	0.00	1.000

PITCHER		IP	WLS	BF	H	R	ER	SO	BB	IBB	HBP	BLK	WP	HR	S	P	ERA	WHIP

Batter	1	2	3	4	5	6	7	8	9	AB	R	H	RBI	BB	SO	LOB
11 Jimmy Rollins, S (1, 6) OBP: 0.350, SLG: 0.358	C FF 87 B CU 74 X SI 88 1-1 9 FC4-6 1B		C FF 89 B FF 88 B CU 76 F CU 76 X FF 86 2-2 ③ P6		F CU 76 B FF 90 C CU 77 B SL 84 F FF 84 H SL 84 3-2 1-2 HBP		X FF 88 0-0 1B			3	0	2	0	0	0	0
9 Domonic Brown, L (1, 9)	B FF 88 1 SAFE X FF 88 1-0 ① FC4-6 6 CS 1-2f			C CU 75 F FF 88 B SL 85 S SL 84 1-3 ① K2-3	B FF 89 X FF 89 1-0 ③ F9		1 SAFE F FF 88 C FF 89 1 SAFE C FF 89 0-3 ③			4	0	0	0	0	2	5
27 Placido Polanco, R (1, 5) OBP: 0.377, SLG: 0.424	C FF 89 F FF 87 1 SAFE S SL 85 0-3 ② K			X SL 83 0-0 6 1B 1B		C FF 88 F FF 89 S SL 84 0-3 ① K		C FF 92 B SL 82 X FF 93 1-1 29 G6-4-3 1B		4	0	2	0	0	2	1
6 Ryan Howard, L (1, 3) OBP: 0.321, SLG: 0.485	F FF 90 C FF 88 B SI 88 1-2 ③ CS 1-2	B SL 84 F FF 89 X FF 90 1-1 HR		F FF 88 X CH 83 0-1 29 G4-6-3 1-3 1B		B SL 82 B SI 88 B SL 82 F FF 89 F FF 89 C FF 90 3-3 ② K		B SI 90 X FF 90 1-0 ① F8		4	1	2	1	0	1	1
29 Raul Ibanez, L (1, 7) OBP: 0.293, SLG: 0.364		B SI 86 X FF 88 1-0 ① F9		C CU 75 D CU 78 B FF 90 F SI 88 F SL 84 X SL 83 2-2 ②③ G4-6-3 1-2f		B CU 76 B CH 83 S CH 84 C CU 77 B FF 91 B CH 84 4-2 51 BB 15 1B BB		1 SAFE B FF 90 F CU 73 1 SAFE F SI 90 B SL 79 X FF 90 2-2 ②③ G6-4-3 1-2f		3	1	0	0	1	0	3
51 Carlos Ruiz, R (1, 2) OBP: 0.320, SLG: 0.325		X FF 88 0-0 ② G6-3			C SL 83 B SL 85 X FF 90 1-1 ① P4	B SL 82 C FF 89 B FF 90 1 SAFE C CH 83 B CH 84 F FF 91 B FF 90 4-2 15 1B 1-2 BB				2	0	0	0	1	0	0
15 John Mayberry Jr., R (1, 8) OBP: 0.347, SLG: 0.387		B SL 82 C FF 90 C FF 88 S FF 86 1-3 ③ K			B SL 84 F FF 86 S FF 90 H FF 89 2-2 21 FC4-6 HBP	B FF 89 F SI 88 C SL 83 X SL 82 1-2 ③ 1-3 2-H 1B				2	0	1	1	0	1	0
21 Wilson Valdez, R (1, 4) OBP: 0.262, SLG: 0.291			F FF 89 B FF 89 F SL 83 F FF 90 S FF 85 1-3 ① K		C FF 88 1 SAFE D SL 82 F FF 89 X SL 83 1-2 ② FC4-6 33 1B 1-2f		B FF 86 X FF 88 1-0 ① F8			3	0	0	0	0	1	1
33 Cliff Lee, L (1, 1) OBP: 0.190, SLG: 0.150 46 Ryan Madson, L (9, 1)			X FF 89 0-0 ② F7		C FF 90 F FF 89 X CU 78 0-2 11 S 1-3 1B		F FF 88 C FF 89 B FF 89 F FF 89 X SI 90 1-2 ② G6-3			3 0	0 0	1 0	0 0	0 0	0 0	0 0
Inning Stats	R: 0 E: 0 K: 1 S: 8 H: 1 LOB: 0 BB: 0 P: 11	R: 1 E: 0 K: 1 S: 7 H: 1 LOB: 0 BB: 0 P: 10	R: 0 E: 0 K: 1 S: 8 H: 0 LOB: 0 BB: 0 P: 11	R: 0 E: 0 K: 1 S: 10 H: 2 LOB: 1 BB: 0 P: 13	R: 0 E: 0 K: 0 S: 14 H: 1 LOB: 3 BB: 0 P: 22	R: 1 E: 0 K: 2 S: 14 H: 1 LOB: 2 BB: 2 P: 26	R: 0 E: 0 K: 1 S: 9 H: 1 LOB: 1 BB: 0 P: 11	R: 0 E: 0 K: 0 S: 6 H: 1 LOB: 0 BB: 0 P: 10		1B: 7 2B: 0 3B: 0 HR: 1 SF: 0 SAC: 0 DP: 2 HBP: 2						

PITCHER		IP	WLS	BF	H	R	ER	SO	BB	IBB	HBP	BLK	WP	HR	S	P	ERA	WHIP
48 Colby Lewis, R ERA: 3.69	(1, 1)	6.2	L	28	7	2	2	6	2	0	2	0	0	1	67	101	2.70	1.350
53 Arthur Rhodes, L ERA: 3.86	(7, 1)	0.1		1	0	0	0	1	0	0	0	0	0	0	3	3	0.00	0.000
21 Brett Tomko, R ERA: 4.02	(8, 1)	1.0		3	1	0	0	0	0	0	0	0	0	0	6	10	0.00	1.000

PITCHER	IP	WLS	BF	H	R	ER	SO	BB	IBB	HBP	BLK	WP	HR	S	P	ERA	WHIP

BOTTOM

Texas Rangers @ Philadelphia Phillies

Citizens Bank Park, Philadelphia, PA

Sat May 21 2011, 7:15 PM - 9:46 PM EDT

Att. 45,604 - Cloudy - 75 F

livebaseballscorecards.com

AB	28
R	2
H	8
RBI	2
BB	2
SO	7
LOB	11

Texas Rangers @ Philadelphia Phillies

Citizens Bank Park, Philadelphia, PA

Sun May 22 2011, 1:41 PM - 4:02 PM EDT

Att. 45,633 - Overcast - 64 F

livebaseballscorecards.com

Batter	1	2	3	4	5	6	7	8	9	AB	R	H	RBI	BB	SO	LOB
1 Elvis Andrus, R (1, 6) OBP: 0.317, SLG: 0.339	C SI 90 S SI 91 B SI 89 B CH 82 F FF 92 X FF 90 2-2 ① G4-3		C CH 80 X CU 70 0-1 ① P6		B SI 90 L SI 89 C FC 86 B CH 82 X CU 69 2-2 7 PB 7 S 1B		C FC 82 F CH 80 B FF 91 X CU 66 1-2 7 G5-3 1B		B SI 92 C SL 80 C SI 93 B SI 93 X 2-2 ① G4-3	5	0	2	0	0	0	0
7 David Murphy, L (1, 7) OBP: 0.316, SLG: 0.333	B SI 90 B SI 90 C CH 82 F SI 90 X CH 84 2-2 2B		C SI 89 S CH 80 B CU 65 X CU 67 1-2 10 FC5-4 1B		1 SAFE B SI 90 B SI 90 B CH 81 C SI 91 B CH 81 4-1 5 FC6-4 1-3 BB		X FF 90 0-0 ① G5-3 1-2		B SL 82 B SI 92 B SI 92 C SI 93 X SI 92 3-1 ② G4-3	4	0	2	0	1	0	1
5 Ian Kinsler, R (1, 4) OBP: 0.330, SLG: 0.397	C FF 92 H SI 89 1-1 10 G1-4-3 HBP		1 SAFE C SI 91 C FF 90 F CH 80 C SI 92 0-3 ② K		X SI 91 0-0 ③ FC6-4 1-2f		F SI 92 F CH 82 H CH 80 1-2 10 G6-4-3 HBP		B SL 81 B SI 93 F SI 92 F SI 93 X SI 94 2-2 ③ G5-3	3	0	0	0	0	1	3
10 Michael Young, R (1, 3) OBP: 0.376, SLG: 0.478 19 Chris Davis, L (9, 3) OBP: 0.321, SLG: 0.479	T CH 82 X CH 82 0-1 ② ③ G1-4-3 1-2f		B SI 92 X CH 82 1-0 ③ FC5-4 1-2f			X SI 90 0-0 29 G2-3 18 2B 1B	X CH 83 0-0 ② ③ G6-4-3 1-2f			4 0	1 0	1 0	0 0	0 0	0 0	5 0
29 Adrian Beltré, R (1, 5) OBP: 0.307, SLG: 0.486		C FF 90 F FC 85 X FF 91 0-2 23 1B 1B		B CH 80 B SI 90 B CH 80 C SI 89 F FF 88 X CH 81 3-2 ① G6-3		X SI 89 0-0 ① G2-3 1-2		C CH 77 B SI 89 B SL 79 X CH 79 2-1 18 G4-3 23 SH1-3 2B		4	1	2	0	0	0	1
18 Mitch Moreland, L (1, 9) OBP: 0.353, SLG: 0.485		B SI 90 1 SAFE B SI 90 X FF 90 2-0 ① F7		B CH 82 B SI 91 X CH 81 2-0 ② P6		X FF 91 0-0 2-H 2B		F SI 90 X SI 89 0-1 ① G4-3 2-3		4	0	1	1	0	0	2
25 Mike Napoli, R (1, 2) OBP: 0.351, SLG: 0.438		X SI 90 0-0 ② L6		C FC 83 X CH 81 0-1 ③ L7		C CH 81 B FF 91 B CU 70 D CH 82 C CH 83 S CU 66 3-3 ② K		T SI 92 H SI 93 1-1 23 SH1-3 HBP		3	0	0	0	0	1	2
23 Craig Gentry, R (1, 8) OBP: 0.316, SLG: 0.188		C FC 86 B CU 70 B FC 84 X CH 81 2-1 1-2 1B			B FF 90 S FF 91 B FF 91 F CH 82 F SI 90 X CU 69 2-2 ① G4-3	I IN 71 I IN 68 I IN 64 I IN 60 4-0 IBB		X SI 92 0-0 ② SH1-3 1-2 3-H		2	0	1	1	1	0	0
54 Matt Harrison, L (1, 1) 30 Neftalí Feliz, R (9, 1)		B SI 91 F SI 89 C SI 91 F FF 90 C CU 69 1-3 ③ K			X SI 89 0-0 ② G1-3	C CH 82 X SI 91 0-1 ③ G6-3		B SI 92 B SI 92 S SI 93 S SI 93 S SI 94 2-3 ③ K		4 0	0 0	0 0	0 0	0 0	2 0	5 0
Inning Stats	R: 0 E: 0 K: 0 S: 10 H: 1 LOB: 1 BB: 0 P: 15	R: 0 E: 0 K: 1 S: 11 H: 2 LOB: 2 BB: 0 P: 16	R: 0 E: 0 K: 1 S: 10 H: 1 LOB: 1 BB: 0 P: 12	R: 0 E: 0 K: 0 S: 6 H: 0 LOB: 0 BB: 0 P: 11	R: 0 E: 0 K: 0 S: 10 H: 1 LOB: 2 BB: 1 P: 18	R: 1 E: 0 K: 1 S: 8 H: 2 LOB: 2 BB: 1 P: 15	R: 0 E: 0 K: 0 S: 7 H: 1 LOB: 1 BB: 0 P: 9	R: 1 E: 0 K: 1 S: 9 H: 1 LOB: 1 BB: 0 P: 14	R: 0 E: 0 K: 0 S: 8 H: 0 LOB: 0 BB: 0 P: 15	1B: 6 2B: 3 3B: 0 HR: 0	SF: 0 SAC: 1 DP: 2 HBP: 3	WP: 0 PB: 1 SB: 1 CS: 0	PA: 39				

PITCHER		IP	WLS	BF	H	R	ER	SO	BB	IBB	HBP	BLK	WP	HR	S	P	ERA	WHIP
44 Roy Oswalt, R ERA: 2.77	(1, 1)	7.0	L	31	8	1	1	3	1	1	2	0	0	0	62	96	1.29	1.286
16 J.C. Romero, L ERA: 3.86	(8, 1)	0.1		2	1	1	1	0	0	0	0	0	0	0	4	6	27.00	3.000
57 David Herndon, R ERA: 8.03	(8, 1)	1.2		6	0	0	0	1	0	0	1	0	0	0	13	23	0.00	0.000

PITCHER	IP	WLS	BF	H	R	ER	SO	BB	IBB	HBP	BLK	WP	HR	S	P	ERA	WHIP

AB	33
R	2
H	9
RBI	2
BB	2
SO	4
LOB	19

Texas Rangers @ Philadelphia Phillies

Citizens Bank Park, Philadelphia, PA

Sun May 22 2011, 1:41 PM - 4:02 PM EDT

Att. 45,633 - Overcast - 64 F

livebaseballscorecards.com

BOTTOM

Batter	1	2	3	4	5	6	7	8	9	AB	R	H	RBI	BB	SO	LOB
11 Jimmy Rollins, S (1, 6) OBP: 0.343, SLG: 0.350	B FF 91 C FF 93 X SI 92 1-1 F8 ①		C CU 78 B CH 84 C CU 77 X SI 93 1-2 P3 ②		C FF 92 X CH 83 0-1 F9 ②			B CU 73 C SI 90 B CH 81 B SI 92 C FF 93 X FF 93 3-2 F8 ①		4	0	0	0	0	0	2
21 Wilson Valdez, R (1, 4) OBP: 0.261, SLG: 0.290	C FF 94 B FF 94 X SI 93 1-1 G3 ②		S CH 84 F CH 84 X FF 94 0-2 27 WP 2-3 1B		F CH 84 F FC 86 B CU 76 B FF 93 X SI 93 2-2 G4-3 ③ 2-3			C FF 94 B SI 92 C CU 76 X CU 78 1-2 F9 ②		4	0	1	0	0	0	1
27 Placido Polanco, R (1, 5) OBP: 0.374, SLG: 0.420	B FF 94 F FF 95 B FF 94 X FF 94 2-1 E8 1B		B CH 85 B FF 88 X CH 83 2-0 G1-3 ③ 1-2			C CH 82 B CU 77 B CH 82 F CH 83 X SI 92 2-2 F8 ①		B FF 94 C FF 92 B CH 83 B CU 76 C FF 94 C FF 94 3-3 K ③		4	0	1	0	0	1	2
6 Ryan Howard, L (1, 3) OBP: 0.320, SLG: 0.480	X FF 93 0-0 P6 ③			C CU 76 C CU 78 B FF 92 F FC 87 S FF 96 1-3 K ①		C CU 77 C FC 86 F CU 77 F SI 92 B FC 85 X FC 86 1-2 10 G1-6-3 1B			L FF 90 C CU 76 S SI 91 0-3 K ①	4	0	1	0	0	2	1
10 Ben Francisco, R (1, 9) OBP: 0.329, SLG: 0.360		B FF 92 B FF 91 X SI 92 2-0 L8 ①		B FF 95 B FF 92 C CU 77 X FF 94 2-1 F9 ②		X SI 93 0-0 G1-6-3 ② ③ 1-2f			B FF 92 B FF 93 B FF 90 B FF 90 4-0 29 FC3-6 BB	3	0	0	0	1	0	1
29 Raul Ibanez, L (1, 7) OBP: 0.292, SLG: 0.361		C FF 92 X FC 86 0-1 G6-3 ②		C FF 94 S FF 94 B SI 96 X FF 95 1-2 1B			C FC 86 S SI 90 B CH 82 B SI 93 B CH 83 X FF 95 3-2 F8 ①		B FF 92 X FF 92 1-0 FC3-6 ② 1-2f	4	0	1	0	0	0	1
15 John Mayberry Jr., R (1, 8) OBP: 0.333, SLG: 0.369 7 Ross Gload, L (9, PH) OBP: 0.303, SLG: 0.303		B SI 94 X FF 92 1-0 F8 ③		B FF 92 C FF 92 X FF 93 1-1 F9 ③			B FC 88 B FF 93 X FF 94 2-0 P4 ②		B SI 92 F CH 90 B CH 84 B FF 92 S FF 92 F FF 93 F SI 93 X FF 94 3-2 F7 ③	3 1	0 0	0 0	0 0	0 0	0 0	1 1
4 Dane Sardinha, R (1, 2) OBP: 0.417, SLG: 0.222 16 J.C. Romero, S (8, 1) 57 David Herndon, R (8, 1)			C FF 92 B FF 94 C CU 77 F FF 94 B CU 78 F FF 94 B FF 94 B SI 93 4-2 21 1B 44 SH2-4 BB		B CU 74 S FF 92 X FF 92 1-1 21 WP 44 SH1-4 1B		B FF 94 B CU 74 B FF 93 C FF 92 B SI 92 4-1 BB			1 0 0	0 0 0	1 0 0	0 0 0	2 0 0	0 0 0	0 0 0
44 Roy Oswalt, R (1, 1) OBP: 0.167, SLG: 0.091 51 Carlos Ruiz, R (7, PH) OBP: 0.316, SLG: 0.321 (8, 2)			L FF 91 X SI 90 0-1 SH2-4 ① 1-2		X FC 87 0-0 SH1-4 ① 1-2		C CU 74 D CH 83 X CU 79 1-1 F9 ③			0 1	0 0	0 0	0 0	0 0	0 0	0 1
Inning Stats	R: 0 E: 1 K: 0 S: 7 H: 1 LOB: 1 BB: 0 P: 11	R: 0 E: 0 K: 0 S: 4 H: 0 LOB: 0 BB: 0 P: 7	R: 0 E: 0 K: 0 S: 13 H: 1 LOB: 2 BB: 1 P: 20	R: 0 E: 0 K: 1 S: 11 H: 1 LOB: 1 BB: 0 P: 16	R: 0 E: 0 K: 0 S: 8 H: 1 LOB: 1 BB: 0 P: 11	R: 0 E: 0 K: 0 S: 9 H: 1 LOB: 0 BB: 0 P: 12	R: 0 E: 0 K: 0 S: 7 H: 0 LOB: 1 BB: 1 P: 17	R: 0 E: 0 K: 1 S: 9 H: 0 LOB: 0 BB: 0 P: 16	R: 0 E: 0 K: 1 S: 9 H: 0 LOB: 1 BB: 1 P: 17	1B: 5 2B: 0 3B: 0 HR: 0 SF: 0 SAC: 2 DP: 1 HBP: 0						WP: 2 PB: 0 SB: 0 CS: 0 PA: 34

PITCHER	IP	WLS	BF	H	R	ER	SO	BB	IBB	HBP	BLK	WP	HR	S	P	ERA	WHIP
54 Matt Harrison, L (1, 1) ERA: 3.62	8.1	W	32	5	0	0	3	3	0	0	0	2	0	71	117	0.00	0.960
30 Neftalí Feliz, R (9, 1) ERA: 1.2	0.2	S	2	0	0	0	0	0	0	0	0	0	0	6	10	0.00	0.000

PITCHER	IP	WLS	BF	H	R	ER	SO	BB	IBB	HBP	BLK	WP	HR	S	P	ERA	WHIP

Cincinnati Reds @ Philadelphia Phillies

Citizens Bank Park, Philadelphia, PA

Mon May 23 2011, 7:08 PM - 9:52 PM EDT

Att. 45,841 - Overcast - 77 F

TOP

livebaseballscorecards.com

Batter	1	2	3	4	5	6	7	8	9	AB	R	H	RBI	BB	SO	LOB
6 Drew Stubbs, R (1, 8) OBP: 0.346, SLG: 0.422	B FF 92 F FF 92 B FC 87 B CH 83 S CH 84 S FF 94 3-3 ① **K**		C FC 90 B FF 93 B CH 84 F FF 95 B FC 91 S FC 91 3-3 ② **K**		C FF 87 B CU 75 S CH 84 B CU 78 B FF 91 X FF 93 3-2 ① **G6-3**		S SL 84 B SL 83 F SL 84 S FF 94 1-3 ② **K**			4	0	0	0	0	3	1
7 Paul Janish, R (1, 6) OBP: 0.257, SLG: 0.269	C FF 92 C CU 77 X FF 91 0-2 ② **G5-3**		S CH 84 F FC 91 X CH 85 0-2 ③ **FC5-4** 1-2f		X FF 89 0-0 ② **F7**		B SL 80 F FF 94 F FF 93 B FF 94 X SL 82 2-2 ③ **P2**			4	0	0	0	0	0	1
19 Joey Votto, L (1, 3) OBP: 0.449, SLG: 0.536	X FF 90 0-0 ③ **F7**			B FF 90 X FF 91 1-0 ① **F8**	B FF 89 F FF 91 S CH 85 F FF 94 B FF 89 F FF 95 X CU 79 2-2 ③ **G4-3**			B FF 94 C SL 85 B SL 85 X FF 94 2-1 ① **L4**		4	0	0	0	0	0	0
4 Brandon Phillips, R (1, 4) OBP: 0.372, SLG: 0.456 66 Logan Ondrusek, R (8, 1)		S FC 88 B FF 92 F FF 89 B FC 90 F FF 93 X CH 85 2-2 ① **F9**		X FF 91 0-0 27 1B 32 HR 1B		C CH 84 F FC 93 B CU 77 F CH 84 B FF 91 X CH 85 2-2 ① **G5-3**		B FF 93 B SL 83 S FF 93 F FF 94 X SL 83 2-2 ② **P4**		4 0	1 0	1 0	0 0	0 0	0 0	0 0
27 Scott Rolen, R (1, 5) OBP: 0.302, SLG: 0.449		S FF 89 F FF 94 C FF 94 0-3 ② **K**		B FF 92 F CH 83 C FF 92 F FC 90 X FC 88 1-2 32 HR 1B		B CU 75 C FF 93 H CU 77 2-1 32 1B HBP		C SL 83 B FF 92 X FF 93 1-1 ③ **F9**		3	1	1	0	0	1	0
32 Jay Bruce, L (1, 9) OBP: 0.349, SLG: 0.535		B FC 89 B FC 90 S CH 84 X FF 90 2-1 15 FC5-4 1B		F FF 90 B CU 76 S FF 94 F FC 91 X CH 85 1-2 1-H 2-H HR		S FF 92 B FF 93 B FF 92 B FF 93 S FF 90 X FF 90 3-2 **1-2** 1B			C SI 92 B CU 76 B SI 94 C SI 92 B SI 89 C SI 94 3-3 ① **K**	4	1	3	3	0	1	0
15 Fred Lewis, L (1, 7) OBP: 0.250, SLG: 0.333		F FF 89 X FF 93 0-1 ③ **FC5-4** 1-2f		C FF 94 F FF 94 X FC 91 0-2 ② **L6**		S FC 88 C CU 76 S CU 77 0-3 ② **K**			C SI 92 B CU 77 C SI 94 X CU 77 1-2 ② **F8**	4	0	0	0	0	1	3
29 Ryan Hanigan, R (1, 2) OBP: 0.359, SLG: 0.367			B FC 88 B CH 82 B FF 92 B FF 92 4-0 61 FC1-6 BB	B FF 92 B FF 94 B FF 94 B FF 94 4-0 56 BLK BB		C CH 83 D CU 77 X FF 92 1-1 ③ **G6-3**			B SI 93 B SI 92 B SI 92 C SI 93 X SI 94 3-1 ③ **G6-3**	2	0	0	0	2	0	2
61 Bronson Arroyo, R (1, 1) OBP: 0.222, SLG: 0.333 56 Matt Maloney, L (3, 1) 21 Todd Frazier, R (7, PH) 33 Jose Arredondo, R (7, 1) 43 Miguel Cairo, R (8, 4) OBP: 0.338, SLG: 0.333			L CH 82 1 SAFE L CH 84 X FF 92 0-2 ① **FC1-6** 7 FC5-4 1-2f	B FF 92 C FF 91 B FF 93 B FF 91 C FF 92 X FF 92 3-2 ③ **G6-3** 1-2			S FF 93 B FF 94 C SL 83 S FF 94 1-3 ① **K**			1 1 1 0 0	0 0 0 0 0	0 0 0 0 0	0 0 0 0 0	0 0 0 0 0	0 0 1 0 0	1 1 0 0 0

	AB	32
	R	3
	H	5
	RBI	3
	BB	2
	SO	7
	LOB	9

Inning Stats	1	2	3	4	5	6	7	8	9
	R: 0 E: 0 K: 1 S: 7	H: 0 LOB: 0 BB: 0 P: 10	R: 0 E: 0 K: 1 S: 11	H: 1 LOB: 1 BB: 0 P: 15	R: 0 E: 0 K: 1 S: 9	H: 0 LOB: 1 BB: 1 P: 16	R: 3 E: 0 K: 0 S: 16	H: 3 LOB: 1 BB: 1 P: 26	R: 0 E: 0 K: 0 S: 9	H: 0 LOB: 0 BB: 0 P: 14
	R: 0 E: 0 K: 1 S: 13	H: 1 LOB: 2 BB: 0 P: 21	R: 0 E: 0 K: 2 S: 9	H: 0 LOB: 0 BB: 0 P: 13	R: 0 E: 0 K: 0 S: 7	H: 0 LOB: 0 BB: 0 P: 12	R: 0 E: 0 K: 1 S: 8	H: 0 LOB: 0 BB: 0 P: 15		

	1B: 4	SF: 0	WP: 0	PA: 35
	2B: 0	SAC: 0	PB: 0	
	3B: 0	DP: 0	SB: 0	
	HR: 1	HBP: 1	CS: 0	

PITCHER		IP	WLS	BF	H	R	ER	SO	BB	IBB	HBP	BLK	WP	HR	S	P	ERA	WHIP
35 Cole Hamels, L ERA: 3.06	(1, 1)	6.0	W	26	5	3	3	4	2	0	1	1	0	1	65	102	4.50	1.167
40 Michael Stutes, R ERA: 2.35	(7, 1)	1.0		3	0	0	0	2	0	0	0	0	0	0	9	13	0.00	0.000
37 Antonio Bastardo, L ERA: 1.1	(8, 1)	1.0		3	0	0	0	0	0	0	0	0	0	0	7	12	0.00	0.000
55 Danys Baez, R ERA: 4.19	(9, 1)	1.0		3	0	0	0	1	0	0	0	0	0	0	8	15	0.00	0.000

PITCHER	IP	WLS	BF	H	R	ER	SO	BB	IBB	HBP	BLK	WP	HR	S	P	ERA	WHIP

BOTTOM

Cincinnati Reds @ Philadelphia Phillies

Citizens Bank Park, Philadelphia, PA

Mon May 23 2011, 7:08 PM - 9:52 PM EDT

Att. 45,841 - Overcast - 77 F

livebaseballscorecards.com

Batter	1	2	3	4	5	6	7	8	9	AB	R	H	RBI	BB	SO	LOB
11 Jimmy Rollins, S (1, 6) OBP: 0.344, SLG: 0.367	C CH 77 B SI 86 F SI 88 B SI 86 B SL 76 X SI 88 3-2 27 HR 1B	B SI 88 B SL 74 C SI 87 C SI 87 F SI 88 B CH 80 X CH 79 3-2 ③ F8	B CH 81 B CU 68 B CH 78 C CH 81 C CH 79 F CU 69 X CH 80 3-2 1-H 2-H HR		X CH 75 0-0 ③ P5			C FF 94 B CU 78 C FF 95 B FF 95 F SI 94 C SI 95 2-3 ① K		5	2	2	3	0	1	2
26 Chase Utley, L (1, 4) 55 Danys Baez, R (9, 1)	1 SAFE B SI 87 X SI 87 1-0 ① F8		G1-3 K			B FF 86 B FF 88 X FF 87 2-0 ① F8		B SI 95 F SI 94 S CH 83 X SI 96 1-2 ② G4-3		5 0	0 0	0 0	0 0	0 0	1 0	1 0
27 Placido Polanco, R (1, 5) OBP: 0.380, SLG: 0.439	B FF 88 C CH 80 X SI 83 1-1 1-H HR		B SI 88 C SI 88 B SI 88 B SI 90 X SI 88 3-1 6 1B 29 1B 1B	B CU 68 B CH 80 B FF 88 B FF 85 4-0 6 6-F8 BB		C SI 83 B CH 76 F SI 84 X FF 86 1-2 ② F9		B SI 95 B FF 94 X FF 93 2-0 ③ G5-3		4	2	2	2	1	0	0
6 Ryan Howard, L (1, 3) OBP: 0.323, SLG: 0.486	F CU 70 S SI 87 B SI 89 B SI 88 C SI 89 2-3 ② K		X SI 88 0-0 51 BB 29 1B 15 1B 1-2 1B	F SL 80 F SI 86 B CU 73 D CU 71 B SL 83 X FF 88 3-2 ①② F8 1-2		B FF 87 F SI 86 B CU 70 X FF 87 2-1 2B				4	1	2	0	0	1	1
29 Raul Ibanez, L (1, 7) OBP: 0.297, SLG: 0.384	B SI 87 C SI 88 B SI 88 X SI 83 2-1 ③ G3-1		X SI 86 0-0 51 BB 15 1B 1-2 2-H 1B	C FF 84 B CU 69 B FF 88 X FF 86 2-1 HR		B SL 80 S SL 81 S SL 81 X CU 70 1-2 ③ G3-1				4	2	2	2	0	0	1
51 Carlos Ruiz, R (1, 2) OBP: 0.343, SLG: 0.356		B SL 72 X CU 72 1-0 9 2B 35 FC3-2 1B	B SL 74 B CH 79 B SI 86 C CH 80 B CH 80 4-1 15 1B 35 1B 1-2 2-3 BB	C CH 76 X SI 85 0-1 2B			C SL 80 X FF 93 0-1 7 FC4-6 1B			3	1	3	0	1	0	0
9 Domonic Brown, L (1, 9) OBP: 0.125, SLG: 0.250		B SI 86 F CH 81 X CH 77 1-1 35 FC3-2 1-3 2B	B FF 87 F SL 75 F SI 87 X SI 84 1-2 ② L7	X SL 82 0-0 ③ P4			C FF 92 C FS 82 S SL 84 0-3 ① K			4	0	1	0	0	1	5
15 John Mayberry Jr., R (1, 8) OBP: 0.329, SLG: 0.362		C SI 86 S SL 77 B SL 77 F SL 73 S CU 70 1-3 ① K	B SI 87 S SI 86 X SI 87 1-1 35 1B 11 HR 1-3 2-H 3-H 1B		C FF 86 S CH 77 F CH 78 B SL 86 C FF 89 1-3 ① K		B FF 93 C FF 93 X SL 80 1-1 ② P3			4	1	1	2	0	2	3
35 Cole Hamels, L (1, 1) OBP: 0.250, SLG: 0.333 40 Michael Stutes, R (7, 1) 7 Ross Gload, L (7, PH) OBP: 0.294, SLG: 0.294 37 Antonio Bastardo, R (8, 1) 21 Wilson Valdez, R (9, 4) OBP: 0.261, SLG: 0.290		B CU 70 B SL 72 C FF 86 F FF 87 X SI 88 2-2 ② FC3-2 2-3 3-H	B SI 86 S SI 85 S FF 87 X SI 86 1-2 11 HR 3-H 1B		B SI 87 C SL 81 X CU 70 1-1 ② G4-3		S FS 84 F FS 84 X FS 85 0-2 ③ FC4-6 1-2f			3 0 1 0 0	1 0 0 0 0	1 0 0 0 0	1 0 0 0 0	0 0 0 0 0	0 0 0 0 0	2 0 1 0 0
Inning Stats	R: 2 E: 0 K: 1 S: 11 H: 2 LOB: 0 BB: 0 P: 20	R: 0 E: 0 K: 1 S: 14 H: 2 LOB: 2 BB: 0 P: 22	R: 7 E: 0 K: 1 S: 27 H: 6 LOB: 0 BB: 1 P: 45	R: 1 E: 0 K: 0 S: 8 H: 2 LOB: 1 BB: 1 P: 17	R: 0 E: 0 K: 1 S: 7 H: 0 LOB: 0 BB: 0 P: 9	R: 0 E: 0 K: 0 S: 9 H: 1 LOB: 1 BB: 0 P: 15	R: 0 E: 0 K: 1 S: 10 H: 1 LOB: 1 BB: 0 P: 11	R: 0 E: 0 K: 1 S: 8 H: 0 LOB: 0 BB: 0 P: 13		1B: 8 2B: 3 3B: 0 HR: 3 SF: 0 SAC: 0 DP: 0 HBP: 0						

	AB	37
	R	10
	H	14
	RBI	10
	BB	2
	SO	6
	LOB	16

	WP: 0	PA: 39
	PB: 0	
	SB: 0	
	CS: 0	

PITCHER		IP	WLS	BF	H	R	ER	SO	BB	IBB	HBP	BLK	WP	HR	S	P	ERA	WHIP
61 Bronson Arroyo, R ERA: 5.28	(1, 1)	2.2	L	19	10	9	9	2	1	0	0	0	0	2	46	78	30.38	4.125
56 Matt Maloney, L ERA: 7.2	(3, 1)	3.1		13	3	1	1	2	1	0	0	0	0	1	30	50	2.70	1.200
33 Jose Arredondo, R ERA: 1.93	(7, 1)	1.0		4	1	0	0	1	0	0	0	0	0	0	10	11	0.00	1.000
66 Logan Ondrusek, R ERA: 2.1	(8, 1)	1.0		3	0	0	0	1	0	0	0	0	0	0	8	13	0.00	0.000

PITCHER		IP	WLS	BF	H	R	ER	SO	BB	IBB	HBP	BLK	WP	HR	S	P	ERA	WHIP

Cincinnati Reds @ Philadelphia Phillies

Citizens Bank Park, Philadelphia, PA

Tue May 24 2011, 7:07 PM - 10:01 PM EDT

Att. 45,740 - Partly Cloudy - 83 F

livebaseballscorecards.com

Batter	1	2	3	4	5	6	7	8	9	AB	R	H	RBI	BB	SO	LOB
6 Drew Stubbs, R (1, 8) OBP: 0.347, SLG: 0.427	B FF 89 F SL 82 B SI 90 X FF 90 2-1 L4 ①	C SI 91 C SI 91 B CH 85 B SI 90 F FF 91 B CH 85 S SI 92 3-3 K ③			X FF 92 0-0 1-3 4 E 2B	B SI 93 F SI 92 C SL 87 B SL 89 B SL 88 F SI 94 C SI 92 3-3 K ③			X FF 94 0-0 27 1B 32 2B 1B	5	2	2	0	0	2	2
4 Brandon Phillips, R (1, 4) OBP: 0.372, SLG: 0.451	C CH 84 X KC 76 0-1 P4 ②	B SL 81 C FF 90 B FF 89 B SI 92 B FF 92 4-1 BB	C SI 89 X FF 86 0-1 27 F8 2-H 3-H 1B		B FF 93 X FF 92 1-0 G6-3 ①		C FF 95 B FF 93 S CH 85 B FF 95 B FF 94 F FF 95 X CH 85 3-2 L6 ②	4	0	1	2	1	0	1
19 Joey Votto, L (1, 3) OBP: 0.458, SLG: 0.544	B SI 91 C SL 84 S FF 92 B SI 91 X CH 86 2-2 27 1B 2B	B FF 92 C SI 90 X CH 85 1-1 F7 ①	B SI 91 B FF 91 B SI 91 F FF 91 B FF 92 4-1 27 F8 BB		C FF 94 S SL 84 X SL 81 0-2 1B		I IN 58 I IN 59 I IN 64 2 SAFE I IN 64 4-0 27 1B 32 2B IBB	3	2	2	0	2	0	1
27 Scott Rolen, R (1, 5) OBP: 0.306, SLG: 0.447	B SI 89 B SI 91 C CH 84 X FF 91 2-1 2-H 1B	B SI 90 X SL 85 1-0 F8 ②	B FF 91 X FF 92 1-0 F8 ① 1-2 2-3		X FF 93 0-0 P5 ②		B FF 95 X FF 94 1-0 1-2 2-3 32 2B 1B	5	1	2	1	0	0	4
32 Jay Bruce, L (1, 9) OBP: 0.345, SLG: 0.531	B SI 91 B SI 89 B CH 85 C FF 89 S FF 90 S FF 92 3-3 K ③	S SL 84 B SI 91 F FF 90 B FF 92 X FF 86 2-2 P6 ③	C FF 91 D CH 86 S FF 91 F FF 90 B FF 90 S FF 92 2-3 K ②		1 SAFE 1 SAFE C FF 91 1 SAFE 1 SAFE S FF 93 S FF 93 0-3 K ③		S CH 86 B SI 96 X FF 94 1-1 1-H 2-H 3-H 2B	5	0	1	3	0	3	5
55 Ramon Hernandez, R (1, 2) OBP: 0.390, SLG: 0.588		C FF 88 X KC 77 0-1 28 1B 2B	C FF 90 B CH 85 X SI 90 1-1 G6-3 ①	B SL 87 B FF 92 B SI 90 I IN 70 4-0 IBB			C FF 92 L FF 92 B FF 91 X FF 93 1-2 P6 ①	F FF 95 B FF 94 B FF 93 S CH 87 D CH 85 X FF 95 3-2 G6-3 ③	4	0	1	0	1	0	1
28 Chris Heisey, R (1, 7) OBP: 0.329, SLG: 0.467		B SI 90 S SI 89 X FF 91 1-1 47 SH1-3 2-3 1B	X SL 85 0-0 F7 ②	C SI 93 B FF 89 S SI 91 B SI 86 B SI 91 X FF 94 3-2 P3 ③			B FF 92 S SL 83 F SL 84 F FF 93 F FF 93 X FF 93 1-2 P6 ②		4	0	1	0	0	0	3
7 Paul Janish, R (1, 6) OBP: 0.250, SLG: 0.261 66 Logan Ondrusek, R (8, 1) 48 Francisco Cordero, R (9, 1)		B SI 90 X SL 84 1-0 P4 ①	B FF 91 F FF 92 X FF 93 1-1 G3 ③		X SI 94 0-0 G5-3 ①		C SL 83 S SL 82 B FF 93 S SL 82 1-3 K2-3 ③		4 0 0	0 0 0	0 0 0	0 0 0	1 0 0	0 0 0	2 0 0
47 Johnny Cueto, R (1, 1) OBP: 0.250, SLG: 0.143 45 Bill Bray, L (7, 1) 16 Edgar Renteria, R (8, 6) OBP: 0.323, SLG: 0.250		C SI 86 P PO 86 1 SAFE L FF 88 X FF 90 1-2 SH1-3 ② 1-2		C FF 90 B SL 84 B FF 90 B FF 91 C FF 89 B FF 91 4-2 6 2B 4 E BB	C SI 92 B SI 93 X SI 89 1-1 G5-3 ②			X SI 94 0-0 F8 ①	1 0 1	1 0 0	0 0 0	0 0 0	1 0 0	0 0 0	0 0 0
Inning Stats	R: 1 E: 0 K: 1 S: 12 H: 2 LOB: 1 BB: 0 P: 21	R: 0 E: 0 K: 1 S: 13 H: 2 LOB: 2 BB: 0 P: 18	R: 0 E: 0 K: 0 S: 7 H: 0 LOB: 1 BB: 1 P: 15	R: 0 E: 0 K: 0 S: 5 H: 0 LOB: 0 BB: 0 P: 7	R: 2 E: 1 K: 1 S: 14 H: 2 LOB: 3 BB: 3 P: 32	R: 0 E: 0 K: 1 S: 7 H: 0 LOB: 0 BB: 0 P: 11	R: 0 E: 0 K: 1 S: 8 H: 1 LOB: 1 BB: 0 P: 9	R: 0 E: 0 K: 1 S: 11 H: 0 LOB: 0 BB: 0 P: 14	R: 3 E: 1 K: 0 S: 12 H: 3 LOB: 1 BB: 1 P: 24	1B: 6 2B: 4 3B: 0 HR: 0 SF: 0 SAC: 1 DP: 0 HBP: 0						

TOP	
AB	36
R	6
H	10
RBI	6
BB	5
SO	6
LOB	19

WP: 0 PB: 0 SB: 0 CS: 0 PA: 42

PITCHER		IP	WLS	BF	H	R	ER	SO	BB	IBB	HBP	BLK	WP	HR	S	P	ERA	WHIP
49 Vance Worley, R ERA: 2.14	(1, 1)	5.0		25	6	3	3	3	3	1	0	0	0	0	51	93	5.40	1.800
57 David Herndon, R ERA: 7.43	(6, 1)	1.0		3	0	0	0	1	0	0	0	0	0	0	7	11	0.00	0.000
40 Michael Stutes, R ERA: 2.08	(7, 1)	1.0		4	1	0	0	1	0	0	0	0	0	0	8	9	0.00	1.000
37 Antonio Bastardo, L ERA: 1.04	(8, 1)	1.0		3	0	0	0	1	0	0	0	0	0	0	11	14	0.00	0.000
46 Ryan Madson, R ERA: 1.8	(9, 1)	1.0	L	7	3	3	3	0	0	1	0	0	0	0	12	24	27.00	3.000

PITCHER		IP	WLS	BF	H	R	ER	SO	BB	IBB	HBP	BLK	WP	HR	S	P	ERA	WHIP

BOTTOM

Cincinnati Reds @ Philadelphia Phillies

Citizens Bank Park, Philadelphia, PA

Tue May 24 2011, 7:07 PM - 10:01 PM EDT

Att. 45,740 - Partly Cloudy - 83 F

livebaseballscorecards.com

Batter	1	2	3	4	5	6	7	8	9	AB	R	H	RBI	BB	SO	LOB
11 Jimmy Rollins, S (1, 6) OBP: 0.341, SLG: 0.368	C SI 93 F CH 85 B FF 94 B SL 84 X CH 83 2-2 ① G1-3		X SI 94 0-0 ② 26 1B 2B		C SI 93 B CH 82 B CH 83 X SL 82 2-1 ① G3-1		C FF 92 B SL 86 X SL 86 1-1 ② L6		X CU 80 0-0 ③ L3	5	0	1	0	0	0	0
26 Chase Utley, L (1, 4) OBP: 0.111, SLG: 0.111	C SI 94 B SI 94 X CH 83 1-1 ② F8		B SI 94 F SI 94 X SI 94 1-1 ② 2-H 1B		S SI 95 B SI 95 B FF 94 X CH 83 2-1 ② G3-1		B SL 86 C SL 86 B FF 93 B FF 92 C FF 92 X SL 86 3-2 ③ G4-3			4	0	1	0	0	0	0
27 Placido Polanco, R (1, 5) OBP: 0.373, SLG: 0.429	C SI 95 F SI 96 B FC 88 X SI 96 1-2 ③ F8		B SL 87 B CH 83 C SI 94 X SI 94 2-1 ③ G4-3		C SL 87 F SL 85 F SL 87 F SI 95 F SI 95 X CH 86 0-2 ③ G5-3			B FF 89 C FF 91 B CH 86 F CH 86 F SL 86 X FF 92 2-2 ① L4		4	0	0	0	0	0	1
6 Ryan Howard, L (1, 3) OBP: 0.327, SLG: 0.489		S SI 92 B SI 93 S CH 83 B SI 94 B FC 86 X SI 95 3-2 29 2B 2B		F CH 82 B SL 87 B FF 91 C CH 82 B CH 86 X CH 81 3-2 ① P5		B FF 93 S SI 94 S SL 87 F SI 95 B SL 87 B SL 88 F SL 86 F SI 95 B CH 82 4-2 9 FC4-6 51 1B BB		B SL 87 B SL 85 X SL 85 2-0 ② G6-3		3	1	1	0	1	0	0
29 Raul Ibanez, L (1, 7) OBP: 0.307, SLG: 0.399		F SI 94 F CH 85 B SI 95 F SI 94 X CH 85 1-2 51 G3 9 SF8 2-H 2B		B SI 94 B SI 93 X CH 81 2-0 51 2B 1B		B SI 93 B SL 82 C SI 93 F SI 92 B SL 83 F SL 81 F SI 93 X SI 94 3-2 ① L7		B FF 92 B FF 92 X FF 91 2-0 51 BB 1B		4	2	3	1	0	0	1
51 Carlos Ruiz, R (1, 2) OBP: 0.358, SLG: 0.378		C SI 96 F SI 94 X SI 94 0-2 ① G3 2-3		X CU 75 0-0 15 FC5-4 1-H 2B		1 SAFE X SI 94 0-0 9 FC4-6 1-2 1B		B FF 92 B FF 91 B FC 90 B FF 92 4-0 9 FC3-6 1-2 BB		3	0	2	1	1	0	1
9 Domonic Brown, L (1, 9) OBP: 0.167, SLG: 0.200		B SI 95 X SI 94 1-0 ② SF8 3-H		C SL 84 C CH 82 B FF 94 B SI 93 B SL 84 F FF 94 D CH 86 4-2 15 FC5-4 BB		S SI 93 B SL 84 F SL 84 B FF 94 X SL 85 2-2 ② FC4-6 1-2f 2-3		C CH 80 F FF 91 F SI 92 B FF 92 X CH 80 1-2 ③ FC3-6 1-2f		2	0	0	1	1	0	4
15 John Mayberry Jr., R (1, 8) OBP: 0.313, SLG: 0.342		B SL 84 S SI 94 C CH 87 X SI 96 1-2 ③ G6-3		F SI 93 X SI 93 0-1 ② FC5-4 1-2f 2-3		C SI 94 B SI 94 X SI 94 1-1 ③ G5-3			C FF 92 S SL 87 B CH 88 B SL 88 X FF 94 2-2 ① P4	4	0	0	0	0	0	4
49 Vance Worley, R (1, 1) OBP: 0.286, SLG: 0.286 57 David Herndon, R (6, 1) 40 Michael Stutes, R (7, 1) 10 Ben Francisco, R (7, PH) OBP: 0.327, SLG: 0.357 37 Antonio Bastardo, R (8, 1) 46 Ryan Madson, L (9, 1) 7 Michael Martinez, S (9, PH) OBP: 0.231, SLG: 0.189			B SI 92 X FF 89 1-0 ① F9	B SL 82 C SL 81 F SI 92 B CH 85 F SI 92 F SI 92 S SL 83 2-3 ③ K			B FF 91 C FF 90 B SL 85 F FF 92 B SL 85 X FF 91 3-2 ① P2		B FF 93 C FF 92 X CU 79 1-1 ② G6-3	2 0 0 1 0 0 0 1	0 0 0 0 0 0 0 0	0 0 0 0 0 0 0 0	0 0 0 0 0 0 0 0	1 0 0 0 0 0 0 0	2 0 0 0 0 0 0 0	2 0 0 0 0 0 0 0
Inning Stats	R: 0 E: 0 K: 0 S: 8 H: 0 LOB: 0 BB: 0 P: 12	R: 2 E: 0 K: 0 S: 14 H: 2 LOB: 0 BB: 0 P: 20	R: 0 E: 0 K: 0 S: 6 H: 2 LOB: 1 BB: 0 P: 10	R: 1 E: 0 K: 1 S: 15 H: 2 LOB: 2 BB: 1 P: 26	R: 0 E: 0 K: 0 S: 10 H: 0 LOB: 0 BB: 0 P: 14	R: 0 E: 0 K: 0 S: 16 H: 1 LOB: 2 BB: 1 P: 26	R: 0 E: 0 K: 0 S: 8 H: 0 LOB: 0 BB: 0 P: 15	R: 0 E: 0 K: 0 S: 10 H: 1 LOB: 2 BB: 1 P: 21	R: 0 E: 0 K: 0 S: 6 H: 0 LOB: 0 BB: 0 P: 9	1B: 4 2B: 4 3B: 0 HR: 0	SF: 1 SAC: 0 DP: 0 HBP: 0		WP: 0 PB: 0 SB: 0 CS: 0	PA: 37		

	AB	33
	R	3
	H	8
	RBI	3
	BB	3
	SO	1
	LOB	13

PITCHER		IP	WLS	BF	H	R	ER	SO	BB	IBB	HBP	BLK	WP	HR	S	P	ERA	WHIP
47 Johnny Cueto, R ERA: 2.19	(1, 1)	6.0		26	7	3	3	1	2	0	0	0	0	0	69	108	4.50	1.500
45 Bill Bray, L ERA: 1.53	(7, 1)	1.2		6	1	0	0	0	0	0	0	0	0	0	14	27	0.00	0.600
66 Logan Ondrusek, R ERA: 2.08	(8, 1)	0.1	W	2	0	0	0	0	1	0	0	0	0	0	4	9	0.00	3.000
48 Francisco Cordero, R ERA: 1.69	(9, 1)	1.0	S	3	0	0	0	0	0	0	0	0	0	0	6	9	0.00	0.000

PITCHER	IP	WLS	BF	H	R	ER	SO	BB	IBB	HBP	BLK	WP	HR	S	P	ERA	WHIP

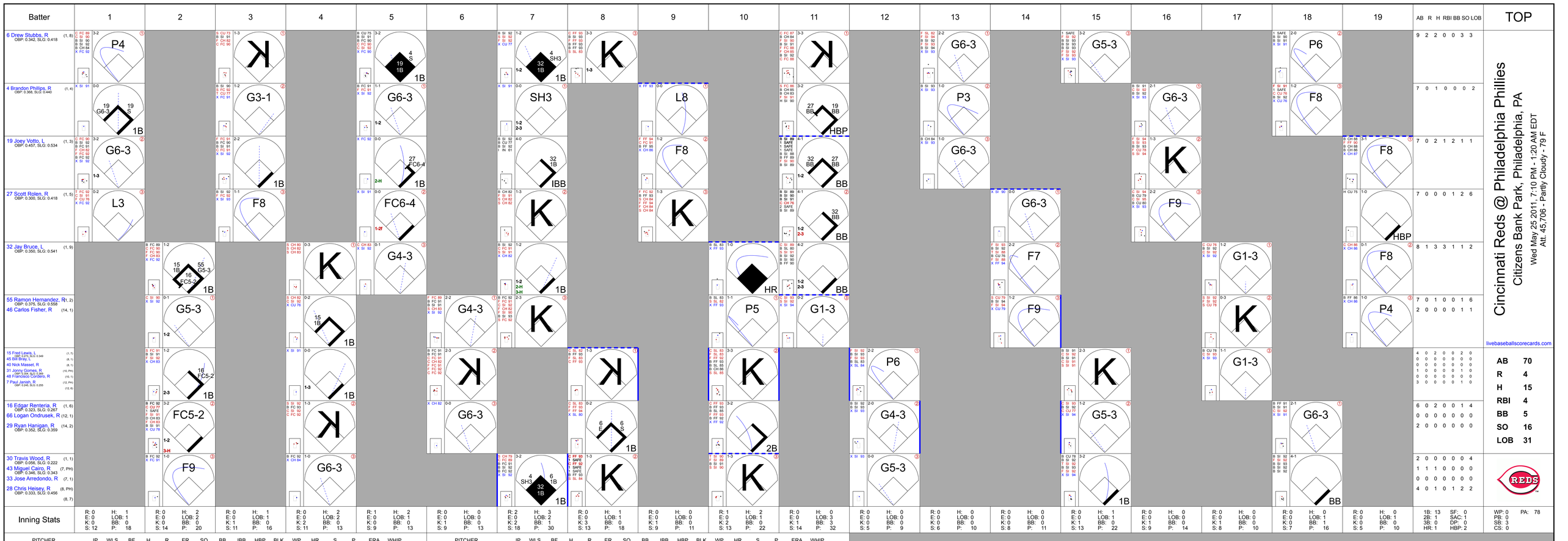

PITCHER		IP	WLS	BF	H	R	ER	SO	BB	IBB	HBP	BLK	WP	HR	S	P	ERA	WHIP
34 Roy Halladay, R	(1, 1)	7.0		33	11	3	3	6	0	1	0	0	0	0	84	123	3.86	1.571
ERA: 2.35																		
40 Michael Stutes, R	(8, 1)	1.0		4	1	0	0	3	0	0	0	0	0	0	13	18	0.00	1.000
ERA: 1.86																		
46 Ryan Madson, R	(9, 1)	1.0		3	0	0	0	1	0	0	0	0	0	0	9	11	0.00	0.000
ERA: 1.71																		
37 Antonio Bastardo, L	(10, 1)	0.2		4	2	1	1	1	0	0	0	0	0	1	10	18	13.50	3.000
ERA: 1.5																		
38 Kyle Kendrick, R	(10, 1)	0.2		3	0	0	0	2	0	0	1	0	0	0	10	17	0.00	0.000
ERA: 3.2																		

PITCHER		IP	WLS	BF	H	R	ER	SO	BB	IBB	HBP	BLK	WP	HR	S	P	ERA	WHIP
16 J.C. Romero, L	(11, 1)	0.1		3	0	0	0	0	0	0	0	0	0	0	4	16	0.00	9.000
ERA: 3.75																		
57 David Herndon, R	(11, 1)	2.1		7	0	0	0	0	0	0	0	0	0	0	14	22	0.00	0.000
ERA: 6.32																		
55 Danys Baez, R	(14, 1)	5.0		17	1	0	0	3	1	0	0	0	0	0	45	73	0.00	0.400
ERA: 3.33																		
21 Wilson Valdez, R	(19, 1)	1.0	W	4	0	0	0	0	0	0	1	0	0	0	5	10	0.00	0.000
ERA:																		

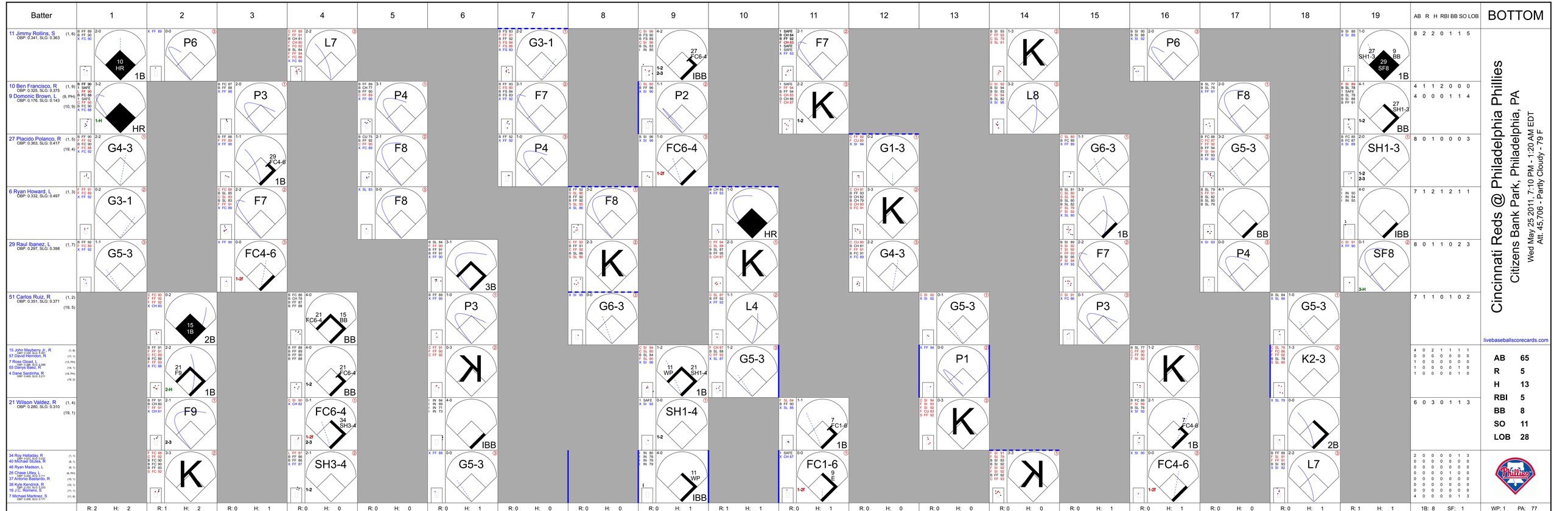
Batter
1
2
3
4
5
6
7
8
9
10
11
12
13
14
15
16
17
18
19
AB R H RBI BB SO LOB
BOTTOM
11 Jimmy Rollins, S (1, 6) OBP: 0.341, SLG: 0.363
10 Ben Francisco, R (1, 9) OBP: 0.325, SLG: 0.375
9 Domonic Brown, L (9, PH) (10, 9) OBP: 0.176, SLG: 0.143
27 Placido Polanco, R (1, 5) (19, 4) OBP: 0.363, SLG: 0.417
6 Ryan Howard, L (1, 3) OBP: 0.332, SLG: 0.497
29 Raul Ibanez, L (1, 7) OBP: 0.297, SLG: 0.398
51 Carlos Ruiz, R (1, 2) (19, 5) OBP: 0.351, SLG: 0.371
15 John Mayberry Jr., R (1, 8) 57 David Herndon, R (11, 1) 7 Ross Gload, L (15, PH) OBP: 0.286, SLG: 0.286 55 Danys Baez, R (14, 1) 4 Dane Sardinha, R (18, PH) (18, 2) OBP: 0.400, SLG: 0.571
21 Wilson Valdez, R (1, 4) (19, 1) OBP: 0.280, SLG: 0.310
34 Roy Halladay, R (1, 1) 40 Michael Stutes, R (8, 1) 46 Ryan Madson, L (8, 1) 26 Chase Utley, L (9, PH) 37 Antonio Bastardo, R (10, 1) 38 Kyle Kendrick, R (10, 1) OBP: 0.333, SLG: 0.333 16 J.C. Romero, S (11, 1) 7 Michael Martinez, S (11, 8) OBP: 0.209, SLG: 0.171
Inning Stats
Cincinnati Reds @ Philadelphia Phillies
Citizens Bank Park, Philadelphia, PA
Wed May 25 2011, 7:10 PM - 1:20 AM EDT
Att: 45,706 - Partly Cloudy - 79 F
livebaseballscorecards.com
AB 65
R 5
H 13
RBI 5
BB 8
SO 11
LOB 28
WP: 1 PA: 77
PB: 0
SB: 0
CS: 0
1B: 8 SF: 1
2B: 2 SAC: 3
3B: 1 DP: 0
HR: 2 HBP: 0
PITCHER IP WLS BF H R ER SO BB IBB HBP BLK WP HR S P ERA WHIP
30 Travis Wood, L (1, 1) ERA: 5.11 6.0 27 6 3 3 2 1 0 0 0 0 1 57 102 4.50 1.333
33 Jose Arredondo, R (7, 1) ERA: 1.59 1.0 3 0 0 0 0 0 0 0 0 0 0 7 13 0.00 0.000
45 Bill Bray, L (8, 1) ERA: 1.47 0.2 2 0 0 0 1 0 0 0 0 0 0 6 11 0.00 0.000
40 Nick Masset, R (8, 1) ERA: 3.95 1.1 7 1 0 0 0 0 2 0 0 0 1 0 11 22 0.00 0.750
48 Francisco Cordero, R (10, 1) ERA: 1.93 2.0 B 8 2 1 1 2 0 0 0 0 0 1 17 27 4.50 1.000
PITCHER IP WLS BF H R ER SO BB IBB HBP BLK WP HR S P ERA WHIP
66 Logan Ondrusek, R (12, 1) ERA: 1.93 2.0 6 0 0 0 0 0 0 0 0 0 0 17 22 0.00 0.000
46 Carlos Fisher, R (14, 1) ERA: 0.87 5.2 L 24 4 1 1 4 2 1 0 0 0 0 53 95 1.59 1.059

Batter	1	2	3	4	5	6	7	8	9	AB	R	H	RBI	BB	SO	LOB
6 Drew Stubbs, R (1, 8) OBP: 0.339, SLG: 0.413	C FF 91 B FF 92 F CH 85 S SI 93 1-3 ① K		C FF 92 S CU 76 B CU 77 B FF 92 T FC 86 2-2 ② K		L CH 84 T FF 92 B FC 87 X FF 93 1-2 ① F9		B SI 91 X FF 91 1-0 1B		B SL 89 B SL 85 X SI 90 2-0 ③ P2	5	0	1	0	0	2	0
4 Brandon Phillips, R (1, 4) OBP: 0.365, SLG: 0.435	X FF 93 0-0 ② L9		F FF 93 F CU 76 B FF 93 X CU 76 1-2 ③ F7		F FC 86 S FC 86 X SI 93 0-2 19 G6-3 1B		B FF 90 X SI 91 1-0 ② F9			4	0	1	0	0	0	1
19 Joey Votto, L (1, 3) OBP: 0.453, SLG: 0.527	X FF 92 0-0 43 FC6-4 1B			C FF 90 B FC 87 S FC 86 C FC 86 1-3 ① K	F FF 92 F FC 87 1 SAFE X FF 92 0-2 ②③ G6-3 1-2f		S FC 85 C SI 91 1 SAFE B SI 93 S FC 86 1-3 ③ K			4	0	1	0	0	2	2
43 Miguel Cairo, R (1, 5) OBP: 0.366, SLG: 0.392	F FF 92 C FF 92 1 SAFE X FC 88 0-2 ③ FC6-4 1-2f			C SI 92 B CH 86 X FF 92 1-1 32 1B 7 1B 2B		B FF 90 C FF 90 X CH 85 1-1 32 HR 2B		B FF 89 C FF 90 C FC 84 B CU 73 X FC 85 2-2 32 G4-3 1B		4	2	3	0	0	0	1
32 Jay Bruce, L (1, 9) OBP: 0.353, SLG: 0.556		F FC 86 X FC 86 0-1 ① G4-3		C FC 87 X FF 91 0-1 29 BB 7 1B 2-3 1B		B FF 91 S SI 91 C FF 91 X FC 87 1-2 2-H HR		B SI 90 C SI 90 X CH 80 1-1 ① G4-3 1-2		4	2	2	2	0	0	1
28 Chris Heisey, R (1, 7) OBP: 0.330, SLG: 0.446 33 Jose Arredondo, R (8, 1)		X FF 91 0-0 1B		S CH 84 S CH 84 S FF 92 0-3 ② K		B FF 92 C FF 92 B FF 92 S FF 91 F SI 92 B CU 74 F FF 92 F SI 92 X SI 92 3-2 ① P4		B FF 91 X SI 90 1-0 ② F9		4 0	0 0	1 0	0 0	0 0	1 0	3 0
29 Ryan Hanigan, R (1, 2) OBP: 0.349, SLG: 0.347		B FF 90 C CH 84 X CH 84 1-1 ② P4		B FF 92 D CH 85 B CH 84 B FF 90 4-0 7 1B 1-2 BB		C SI 92 C SI 93 B SI 93 S CU 76 1-3 ② K		C FF 90 B FC 85 F SI 91 C SI 92 1-3 ③ K		3	0	0	0	1	2	2
7 Paul Janish, R (1, 6) OBP: 0.245, SLG: 0.255		B SI 91 L CH 84 F CH 85 B FF 92 X FF 91 2-2 ③ G1-3		B FF 92 C FF 91 F FF 92 X SI 93 1-2 1-2 2-H 3-H 1B		F FF 92 F FF 92 B CH 85 X SI 93 1-2 ③ F8			C SI 90 X SI 90 0-1 ① P5	4	0	1	2	0	0	1
34 Homer Bailey, R (1, 1) OBP: 0.222, SLG: 0.222 58 Daryl Thompson, R (5, 1) 31 Jonny Gomes, R (8, 7) OBP: 0.302, SLG: 0.366			C FF 91 X FC 86 0-1 ① G1-3	C FF 92 S SI 92 X CU 76 0-2 ③ G3			C FF 90 F FF 92 F FF 92 S CU 75 0-3 ① K		B SI 93 F SI 87 C FS 78 F SL 86 B SI 93 F FS 79 C FS 78 2-3 ② K	2 1 1	0 0 0	0 0 0	0 0 0	0 0 0	0 1 1	2 0 0
Inning Stats	R: 0 E: 0 K: 1 S: 8 H: 1 LOB: 1 BB: 0 P: 9	R: 0 E: 0 K: 0 S: 8 H: 1 LOB: 1 BB: 0 P: 11	R: 0 E: 0 K: 1 S: 8 H: 0 LOB: 0 BB: 0 P: 11	R: 2 E: 0 K: 2 S: 16 H: 3 LOB: 2 BB: 1 P: 23	R: 0 E: 0 K: 0 S: 9 H: 1 LOB: 0 BB: 0 P: 10	R: 2 E: 0 K: 1 S: 17 H: 2 LOB: 0 BB: 0 P: 24	R: 0 E: 0 K: 2 S: 9 H: 1 LOB: 1 BB: 0 P: 12	R: 0 E: 0 K: 1 S: 9 H: 1 LOB: 1 BB: 0 P: 14	R: 0 E: 0 K: 1 S: 8 H: 0 LOB: 0 BB: 0 P: 12	1B: 7 2B: 2 3B: 0 HR: 1 SF: 0 SAC: 0 DP: 1 HBP: 0						

PITCHER	IP	WLS	BF	H	R	ER	SO	BB	IBB	HBP	BLK	WP	HR	S	P	ERA	WHIP
33 Cliff Lee, L (1, 1) ERA: 3.5	8.0	W	34	10	4	4	8	1	0	0	0	0	1	84	114	4.50	1.375
52 Jose Contreras, R (9, 1) ERA:	1.0		3	0	0	0	1	0	0	0	0	0	0	8	12	0.00	0.000

PITCHER	IP	WLS	BF	H	R	ER	SO	BB	IBB	HBP	BLK	WP	HR	S	P	ERA	WHIP

TOP

Cincinnati Reds @ Philadelphia Phillies

Citizens Bank Park, Philadelphia, PA

Thu May 26 2011, 1:07 PM - 4:11 PM EDT

Att. 45,650 - Partly Cloudy - 87 F

livebaseballscorecards.com

AB	36
R	4
H	10
RBI	4
BB	1
SO	9
LOB	13

WP: 0 PA: 37
PB: 0
SB: 0
CS: 0

Batter	1	2	3	4	5	6	7	8	9	AB	R	H	RBI	BB	SO	LOB
7 Michael Martinez, S (1, 6) OBP: 0.229, SLG: 0.222	C SI 91 X FF 90 0-1 26 G6-3 6 2B 2B		C FF 89 B SI 91 C CH 89 X CH 86 1-2 ① G5-3		F SI 90 B SI 91 S FF 92 F CH 86 X SI 94 1-2 ① F8	C FF 92 B SI 93 X SI 91 1-1 ① SF7 3-H	X FF 87 0-0 1-2 3-H 1B			4	1	2	2	0	0	0
9 Domonic Brown, L (1, 9) OBP: 0.273, SLG: 0.278	C KC 75 B SL 86 X SL 87 1-1 ① F7		B FF 89 C SI 91 F KC 76 B CH 86 X CH 85 2-2 29 HR 2B		B CU 65 B SI 92 S CH 81 B CU 70 F SI 93 F FF 94 B SI 94 4-2 26 G4-3 BB	B CH 79 F SI 92 X CH 80 1-1 2-3 1B	F CH 77 C SI 89 B CH 79 F CH 78 B SL 77 X CU 66 2-2 ③ F9			4	1	2	0	1	0	3
26 Chase Utley, L (1, 4) OBP: 0.200, SLG: 0.357	B SL 84 B FF 90 X KC 76 2-0 ② G6-3 2-3		B KC 75 X FF 90 1-0 ② F7		B CU 66 F FF 89 F SI 91 B CH 79 X CH 81 2-2 ② G4-3 1-2	B CH 88 C CH 80 S CH 81 1 SAFE X CH 89 1-2 ② F7		C SL 79 X FS 85 0-1 HR		5	1	1	1	0	0	5
6 Ryan Howard, L (1, 3) OBP: 0.338, SLG: 0.500	D SI 90 S SL 86 C KC 77 F KC 77 F SI 92 X SL 85 1-2 3-H 2B		B SI 91 B KC 77 2 SAFE B SI 91 I 4-0 29 HR IBB		C CU 67 B SI 90 B SI 91 B SI 94 B SI 92 4-1 BB	B CH 79 F SI 93 B CH 81 X SI 91 2-1 ③ G3		C FF 92 B FS 86 C SL 79 B FS 86 C FF 92 2-3 ① K		3	1	1	1	2	1	2
29 Raul Ibanez, L (1, 7) OBP: 0.300, SLG: 0.415	C SI 91 B CH 85 F SI 92 B SI 92 S CH 85 2-3 ③ K		C SI 90 C SI 90 F SI 90 X SI 92 0-2 1-H 2-H HR		B CH 81 C FF 91 B CH 80 F SI 91 X CH 81 2-2 ③ G3-1		X CU 65 0-0 ① G4-3	B SL 84 C FF 91 B FS 85 X FF 91 2-1 15 FC5-4 1B		5	1	2	3	0	1	3
15 John Mayberry Jr., R (1, 8) OBP: 0.333, SLG: 0.346		C SI 90 B SL 85 B SI 90 X FF 90 2-1 ① L5	X FF 91 0-0 ③ F8			B SI 90 B FF 93 S SI 90 B SI 93 F FF 91 B SI 94 4-2 21 1B 33 2B BB	B CU 65 B SI 90 C SI 90 B SI 89 X FF 92 3-1 21 G1-3 33 1B 1B	C FF 93 C SL 81 X FS 86 0-2 ② FC5-4 21 FC5-4 1-2f		4	2	1	0	1	0	1
21 Wilson Valdez, R (1, 5) OBP: 0.276, SLG: 0.305		C SI 91 X SI 92 0-1 ② G4-3		B SL 81 C CH 87 F CH 86 B CH 83 X CH 88 2-2 ① F9		1 SAFE 1 SAFE B SI 91 X SI 89 1-0 4 BB 33 2B 1-3 1B	1 SAFE F CH 88 X CH 83 0-1 ② G1-3 1-2	F FF 93 F FF 93 X FF 92 0-2 ③ FC5-4 1-2f		5	1	1	0	0	0	2
4 Dane Sardinha, R (1, 2) OBP: 0.448, SLG: 0.238		C SI 90 F SI 90 B SL 86 F SL 87 F KC 76 B SI 91 X SI 92 2-2 1B		B CH 86 B SL 81 F CH 86 B SL 81 F CH 86 X CH 88 3-2 ② P4		F FF 91 C CH 83 B CH 86 B CH 83 B CH 85 B FF 92 4-2 33 2B 7 SF7 1-2 BB	B SL 80 S SL 80 C SL 80 B CH 84 B FF 91 D SL 81 4-2 33 1B 7 1B BB			2	2	1	0	2	0	0
33 Cliff Lee, L (1, 1) OBP: 0.240, SLG: 0.250 52 Jose Contreras, R (9, 1)		D SI 90 S FF 91 C KC 76 F FF 91 S CH 85 1-3 ③ K		B KC 71 X CH 85 1-0 ③ F9		X CH 89 0-0 9 1B 1-3 2-H 3-H 2B	C CU 64 X FF 90 0-1 7 1B 1-3 2-H 1B			4 0	0 0	2 0	3 0	0 0	1 0	1 0
Inning Stats	R: 1 E: 0 K: 1 S: 13 H: 2 LOB: 1 BB: 0 P: 19	R: 0 E: 0 K: 1 S: 13 H: 1 LOB: 1 BB: 0 P: 18	R: 3 E: 0 K: 0 S: 12 H: 2 LOB: 0 BB: 1 P: 20	R: 0 E: 0 K: 0 S: 7 H: 0 LOB: 0 BB: 0 P: 13	R: 0 E: 0 K: 0 S: 14 H: 0 LOB: 2 BB: 2 P: 27	R: 3 E: 0 K: 0 S: 15 H: 3 LOB: 2 BB: 2 P: 29	R: 2 E: 0 K: 0 S: 14 H: 3 LOB: 2 BB: 1 P: 23	R: 1 E: 0 K: 1 S: 13 H: 2 LOB: 1 BB: 0 P: 17		1B: 7 2B: 4 3B: 0 HR: 2 SF: 1 SAC: 0 DP: 0 HBP: 0						

PITCHER	IP	WLS	BF	H	R	ER	SO	BB	IBB	HBP	BLK	WP	HR	S	P	ERA	WHIP
34 Homer Bailey, R (1, 1) ERA: 3.0	4.0		18	5	4	4	2	0	1	0	0	0	1	45	70	9.00	1.250
58 Daryl Thompson, R (5, 1) ERA: 15.0	3.0	L	20	6	5	5	0	5	0	0	0	0	0	43	79	15.00	3.667
33 Jose Arredondo, R (8, 1) ERA: 2.7	1.0		5	2	1	1	1	0	0	0	0	0	1	13	17	9.00	2.000

PITCHER	IP	WLS	BF	H	R	ER	SO	BB	IBB	HBP	BLK	WP	HR	S	P	ERA	WHIP

BOTTOM

Cincinnati Reds @ Philadelphia Phillies

Citizens Bank Park, Philadelphia, PA

Thu May 26 2011, 1:07 PM - 4:11 PM EDT

Att. 45,650 - Partly Cloudy - 87 F

livebaseballscorecards.com

AB	36
R	10
H	13
RBI	10
BB	6
SO	3
LOB	17

Philadelphia Phillies @ New York Mets

Citi Field, Flushing, NY

Fri May 27 2011, 7:13 PM - 10:04 PM EDT

Att. 33,882 - Partly Cloudy - 76 F

livebaseballscorecards.com

TOP

Batter	1	2	3	4	5	6	7	8	9	AB	R	H	RBI	BB	SO	LOB
11 Jimmy Rollins, S (1, 6) OBP: 0.342, SLG: 0.371	C SI 87 B CH 77 S CH 78 F SI 90 S CH 80 1-3 ① K		B CH 78 X SI 89 1-0 26 HBP 2-H 1B		B SL 81 F CH 77 X CH 78 1-1 ① FC5-4 26 G3-6-3 1-2f			C SI 91 C SI 91 B FF 91 X CU 78 1-2 26 F9 1-H 2B	B SI 87 B SI 90 X SI 89 2-0 ② SF9 3-H	4	0	2	3	0	1	1
26 Chase Utley, L (1, 4) OBP: 0.250, SLG: 0.333	B SI 89 C SI 88 B SI 88 F SI 89 S CH 80 2-3 ② K		1 SAFE 1 SAFE B SI 89 H SI 88 2-0 1-2 HBP		F SI 87 C SI 89 B SI 88 X CH 78 1-2 ②③ G3-6-3 1-2f			C SI 90 X CU 77 0-1 ① F9 2-3	1 SAFE C SI 89 X FF 87 0-1 27 1B 1-3 1B	4	0	1	0	0	1	2
27 Placido Polanco, R (1, 5) OBP: 0.359, SLG: 0.411	C SI 88 F SL 82 B SI 91 C SI 90 1-3 ③ K		X CH 79 0-0 ③ P4			C SI 88 C SI 88 X CH 77 0-2 ① F8		F SI 90 B SI 90 B SI 90 X SI 90 2-1 ② P4	X SI 89 0-0 1-2 3-H 1B	5	0	1	1	0	1	3
6 Ryan Howard, L (1, 3) OBP: 0.335, SLG: 0.490		F SI 87 F CH 78 B SI 91 S CH 79 1-3 ① K		X SI 87 0-0 ① P5		C SL 82 F SI 89 F SI 91 S FC 84 0-3 ② K		I I IN 50 I IN 56 I IN 48 4-0 IBB	C SL 83 B SL 83 B SI 90 B SL 83 S SL 85 C SL 84 3-3 ③ K	4	0	0	0	1	3	2
10 Ben Francisco, R (1, 9) OBP: 0.324, SLG: 0.372 37 Antonio Bastardo, R (8, 1) 46 Ryan Madson, L (9, 1)		B SI 89 B CH 78 X SI 87 2-0 ② F7		X SI 88 0-0 29 G3 29 S 1B		B SI 90 B SI 90 S CH 80 F CH 79 B SI 90 S CH 80 3-3 ③ K		B FF 89 C FC 89 B CU 74 F FC 89 F FC 88 B FC 87 X FC 88 3-2 ③ F8		4 0 0	0 0 0	1 0 0	0 0 0	0 0 0	1 0 0	2 0 0
29 Raul Ibanez, L (1, 7) OBP: 0.294, SLG: 0.406		B SL 80 C SL 80 X SI 89 1-1 ③ G4-3		B SI 88 B SI 84 B SI 88 C SI 87 1 SAFE S SI 88 X SI 88 3-2 ② G3 1-3			B FF 93 X FF 90 1-0 ① G6-3		C SI 89 X SI 91 0-1 ① F8	4	0	0	0	0	0	1
51 Carlos Ruiz, R (1, 2) OBP: 0.356, SLG: 0.370			B CH 76 B CH 76 B SI 88 C SI 87 B SI 88 4-1 44 SH3-4 11 1B BB B FC 83 C SI 90 C SI 90 S CH 81 1-3 ③ K				B KC 78 F FF 93 B KC 81 S FF 94 X FF 95 2-2 ② G4-3		C FF 92 X CU 77 0-1 7 1B 9 1B 1B	3	2	1	0	1	1	1
15 John Mayberry Jr., R (1, 8) OBP: 0.333, SLG: 0.345 7 Ross Gload, L (9, PH) OBP: 0.306, SLG: 0.306 7 Michael Martinez, S (9, PR) OBP: 0.229, SLG: 0.222 (9, 8)			B SI 88 F SI 86 1 SAFE S SI 87 S CH 78 1-3 ① K		B SI 88 X SI 87 1-0 E8 44 1B 1B		B FF 95 F FF 94 X FF 93 1-1 ③ G6-3		C SI 90 B SI 89 F SI 91 B FF 92 F SI 91 F SI 89 X CH 80 2-2 9 1B 11 SF9 1-2 1B	3 1 0	1 0 1	1 1 0	0 0 0	0 0 0	1 0 0	1 0 0
44 Roy Oswalt, R (1, 1) OBP: 0.231, SLG: 0.167 40 Michael Stutes, R (7, 1) 9 Domonic Brown, L (8, PH) OBP: 0.333, SLG: 0.350 (8, 9)			L SI 86 X SI 87 0-1 ② SH3-4 1-2		B SI 88 B SI 86 C SI 87 X CH 77 2-1 11 FC5-4 3-H 1B			B FF 90 C SI 92 B SI 91 X SI 91 2-1 11 S 11 2B 1B	X SI 90 0-0 26 1B 1-3 2-H 27 1B 1B	1 0 2	0 0 2	1 0 2	1 0 1	0 0 0	0 0 0	0 0 0
Inning Stats	R: 0 E: 0 K: 3 S: 10 H: 0 LOB: 0 BB: 0 P: 14	R: 0 E: 0 K: 1 S: 6 H: 0 LOB: 0 BB: 0 P: 10	R: 1 E: 0 K: 1 S: 8 H: 1 LOB: 2 BB: 1 P: 16	R: 0 E: 0 K: 1 S: 8 H: 1 LOB: 1 BB: 0 P: 12	R: 1 E: 1 K: 0 S: 8 H: 2 LOB: 0 BB: 0 P: 13	R: 0 E: 0 K: 2 S: 10 H: 0 LOB: 0 BB: 0 P: 13	R: 0 E: 0 K: 0 S: 6 H: 0 LOB: 0 BB: 0 P: 10	R: 1 E: 0 K: 0 S: 13 H: 2 LOB: 2 BB: 1 P: 25	R: 3 E: 0 K: 1 S: 17 H: 5 LOB: 2 BB: 0 P: 24	1B: 10 2B: 1 3B: 0 HR: 0 SF: 1 SAC: 1 DP: 1 HBP: 1						

	AB	35
	R	6
	H	11
	RBI	6
	BB	2
	SO	9
	LOB	13

	WP: 0	PA: 40
	PB: 0	
	SB: 2	
	CS: 0	

PITCHER		IP	WLS	BF	H	R	ER	SO	BB	IBB	HBP	BLK	WP	HR	S	P	ERA	WHIP
38 Chris Capuano, L ERA: 4.94	(1, 1)	6.0		23	4	2	1	8	1	0	1	0	0	0	50	78	1.50	0.833
27 Pedro Beato, R ERA: 2.11	(7, 1)	1.0		3	0	0	0	0	0	0	0	0	0	0	6	10	0.00	0.000
45 Jason Isringhausen, R ERA: 2.76	(8, 1)	1.0	B	6	2	1	1	0	0	1	0	0	0	0	13	25	9.00	2.000
75 Francisco Rodríguez, R ERA: 1.8	(9, 1)	0.2	L	7	5	3	3	0	0	0	0	0	0	0	14	18	40.50	7.500
40 Tim Byrdak, L ERA: 5.84	(9, 1)	0.1		1	0	0	0	1	0	0	0	0	0	0	3	6	0.00	0.000

PITCHER		IP	WLS	BF	H	R	ER	SO	BB	IBB	HBP	BLK	WP	HR	S	P	ERA	WHIP

Batter	1	2	3	4	5	6	7	8	9	AB	R	H	RBI	BB	SO	LOB
7 José Reyes, S (1, 6) OBP: 0.371, SLG: 0.463	B SI 90 B FF 89 B FF 88 C FF 90 X FF 90 3-1 F7 ①		B SI 90 B FF 89 C SI 89 X CH 82 2-1 G3 ②		F CH 82 S CU 69 X CU 65 0-2 E4 2 1B 15 1B		C SL 84 B FF 93 X SL 83 1-1 2 E 2 1B 2B		C FF 94 F CH 85 B FF 94 B CH 84 X FF 95 2-2 15 DI 15 E 1B	5	3	2	0	0	0	0
2 Justin Turner, R (1, 5) OBP: 0.376, SLG: 0.468	C FF 91 B SI 90 X CH 82 1-1 15 G6-3 1B		C SI 90 B SI 90 B SI 92 X CH 82 2-1 2B		F FF 92 C FF 92 X FF 91 0-2 15 1B 1-2 1B		2 SAFE C FF 92 X SL 82 0-1 44 CS 2-H 1B		C FF 93 S CH 85 X CH 85 0-2 ① L5	5	0	4	1	0	0	1
15 Carlos Beltrán, S (1, 9) OBP: 0.373, SLG: 0.527	X SI 90 0-0 ② ③ G6-3 1-2f		C FF 92 B SI 92 F FF 93 D CU 68 F CU 69 X CH 82 2-2 ③ F8		B FF 92 F FF 91 X FF 92 1-1 1-3 2-H 1B		C FF 91 X SL 82 0-1 ① L9		C FF 90 B FF 94 B FF 94 B FF 94 X FF 93 3-1 E8 44 1B 1-H 1B	5	0	2	1	0	0	3
44 Jason Bay, R (1, 7) OBP: 0.328, SLG: 0.327		C SI 90 F SI 90 B CH 82 F CH 81 F FF 92 X CH 82 1-2 ① G5-3		B FF 91 C FC 84 F SI 90 X FF 92 1-2 ① G6-3	F FF 92 S CH 84 S CH 84 0-3 ③ K		1 SAFE B SL 82 B SL 82 B FF 92 B FF 91 4-0 ② 1-2 BB		B FF 95 X FF 93 1-0 28 G4-6-3 2-3 1B	4	0	1	0	1	1	2
28 Daniel Murphy, L (1, 3) OBP: 0.323, SLG: 0.401		B SI 91 X CH 82 1-0 ② P6		B FC 84 C SI 91 F FF 92 B CU 71 X CH 82 2-2 9 S 1B		X CH 81 0-0 ① G4-3	1 SAFE B FF 92 X FF 91 1-0 ③ F8		C FF 92 D CH 85 X FF 93 1-1 ② ③ G4-6-3 1-2f	5	0	1	0	0	0	3
16 Ángel Pagán, S (1, 8) OBP: 0.271, SLG: 0.260		B FF 91 B FF 90 X SI 90 2-0 9 1B 1B		1 SAFE B FF 92 C FF 91 B FF 91 1 SAFE F CH 82 X FF 91 2-2 ② F7		C SI 90 B CU 70 X CH 81 1-1 9 S 9 1B 1B		F FF 92 C SL 83 F FF 92 X FF 93 0-2 ① L9		4	1	2	0	0	0	1
9 Ronny Paulino, R (1, 2) OBP: 0.392, SLG: 0.348	X SI 89 0-0 1-2 1B			C CH 82 B FF 92 1 SAFE F CH 82 1 SAFE B SL 76 F FF 91 F CH 83 B FF 91 3-2 X CH 82 ③ G5-3 1-2		B FC 81 C CU 68 B SI 89 X CH 80 2-1 1-H 1B		B SL 84 X FF 92 1-0 ② L8	4	0	2	1	0	0	1
11 Rubén Tejada, R (1, 4) OBP: 0.333, SLG: 0.296	C SI 92 X FF 91 0-1 ③ G6-3				B FF 90 B CH 82 C FF 90 X CH 81 2-1 ① G6-3	X FF 91 0-0 ② P6		C FF 92 S SL 83 F SL 85 F SL 84 B FF 92 B SL 83 F FF 92 B FF 93 F FF 94 4-2 F FF 93 F FF 93 F SL 85 F FF 93 F FF 93 F FF 93 B FF 94 BB		3	0	0	0	1	0	3
38 Chris Capuano, L (1, 1) OBP: 0.143, SLG: 0.286 22 Willie Harris, L (6, PH) OBP: 0.320, SLG: 0.318 27 Pedro Beato, R (7, 1) 45 Jason Isringhausen, R (8, 1) 12 Scott Hairston, R (8, PH) OBP: 0.310, SLG: 0.346 75 Francisco Rodríguez, R (9, 1) 40 Tim Byrdak, L (9, 1)			X SI 88 0-0 ① G3-1		C SI 91 S SI 90 B CU 69 S CU 66 1-3 ② K2-3	C SI 91 X CH 83 0-1 ③ G3-1		S FF 93 F FF 93 F FF 93 S SL 84 0-3 ③ K		2 0 0 0 0 1 0 1 0 0 0 0 0 1 0 0 0 0 0 0 0 0 0 0 0 0 0 0 1 0 0 0 0 1 1 0 0 0 0 0 0 0 0 0 0 0 0 0 0						
Inning Stats	R: 0 E: 0 K: 0 S: 5 H: 1 LOB: 0 BB: 0 P: 9	R: 0 E: 0 K: 0 S: 10 H: 2 LOB: 2 BB: 0 P: 14	R: 0 E: 0 K: 0 S: 9 H: 1 LOB: 1 BB: 0 P: 15	R: 0 E: 0 K: 0 S: 14 H: 1 LOB: 1 BB: 0 P: 22	R: 1 E: 1 K: 2 S: 16 H: 2 LOB: 2 BB: 0 P: 20	R: 1 E: 0 K: 0 S: 8 H: 2 LOB: 1 BB: 0 P: 11	R: 1 E: 1 K: 0 S: 7 H: 2 LOB: 1 BB: 1 P: 13	R: 0 E: 0 K: 1 S: 21 H: 0 LOB: 1 BB: 1 P: 26	R: 1 E: 1 K: 0 S: 11 H: 3 LOB: 1 BB: 0 P: 18	1B: 12 2B: 2 3B: 0 HR: 0 SF: 0 SAC: 0 DP: 2 HBP: 0						WP: 0 PB: 0 SB: 2 CS: 1 PA: 41

PITCHER		IP	WLS	BF	H	R	ER	SO	BB	IBB	HBP	BLK	WP	HR	S	P	ERA	WHIP
44 Roy Oswalt, R ERA: 2.6	(1, 1)	6.0		27	9	2	1	2	0	0	0	0	0	0	62	91	1.50	1.500
40 Michael Stutes, R ERA: 2.53	(7, 1)	1.0		5	2	1	1	0	1	0	0	0	0	0	7	13	9.00	3.000
37 Antonio Bastardo, L ERA: 1.42	(8, 1)	1.0	W	4	0	0	0	1	1	0	0	0	0	0	21	26	0.00	1.000
46 Ryan Madson, R ERA: 2.05	(9, 1)	1.0	S	5	3	1	1	0	0	0	0	0	0	0	11	18	9.00	3.000

PITCHER	IP	WLS	BF	H	R	ER	SO	BB	IBB	HBP	BLK	WP	HR	S	P	ERA	WHIP

BOTTOM

Philadelphia Phillies @ New York Mets

Citi Field, Flushing, NY

Fri May 27 2011, 7:13 PM - 10:04 PM EDT

Att. 33,882 - Partly Cloudy - 76 F

livebaseballscorecards.com

AB	39
R	4
H	14
RBI	3
BB	2
SO	3
LOB	16

Batter	1	2	3	4	5	6	7	8	9	AB	R	H	RBI	BB	SO	LOB
11 Jimmy Rollins, S (1, 6) OBP: 0.339, SLG: 0.367	C FF 91 F FS 83 S FF 93 0-3 ① K		C FS 86 B FF 92 B FS 84 F FS 84 S FF 93 2-3 ③ K		C FS 84 B CU 74 X CU 77 1-1 ③ F7			X FS 84 0-0 26 S 26 1B 1B	X SI 93 0-0 ③ F7	5	1	1	0	0	2	2
26 Chase Utley, L (1, 4) OBP: 0.333, SLG: 0.429	C FF 93 B FS 86 B FS 85 B FF 93 B FF 93 4-1 27 G6-3 BB			C FF 93 X CU 75 0-1 29 2B 2B		B CU 75 B FS 84 S FF 92 X FS 85 2-1 ① F7		C FF 89 F SI 89 D SL 84 X CU 78 1-2 27 E 27 S 6 2B 1-H 1B		3	2	2	1	1	0	0
27 Placido Polanco, R (1, 5) OBP: 0.357, SLG: 0.405	C FF 92 X FF 92 0-1 ② ③ G6-3 1-2f			B SI 91 B FF 92 C FF 93 F SI 92 B SL 85 F SL 84 X FF 92 3-2 ① P3		C FF 93 X SL 83 0-1 ② G5-3		B SI 90 B SI 89 B SI 91 C FF 90 C SI 90 B CU 76 4-2 6 2B 1-3 BB		3	1	0	0	1	0	2
6 Ryan Howard, L (1, 3) OBP: 0.333, SLG: 0.490		B FF 92 B FF 92 F FF 92 F FF 92 C SL 84 2-3 ① K		B FF 93 S FS 82 B SL 85 F FS 82 F FF 94 C FF 92 2-3 ② K		B SI 92 S FS 84 B FS 85 F SI 92 X FS 86 2-2 ③ G4-3		B FF 89 B FF 89 X SL 83 2-0 1-H 3-H 2B		4	0	1	2	0	2	1
29 Raul Ibanez, L (1, 7) OBP: 0.293, SLG: 0.408		B FS 84 C FF 92 F FF 92 F FF 93 B FF 93 C SI 93 2-3 ② K		C FS 84 F SI 91 B FF 94 B SL 86 F SI 93 X SL 86 2-2 9 BLK 2-H 2B			C CU 74 B CU 74 B FF 90 B FS 83 X FF 90 3-1 ① G3-1	B FF 88 S SL 81 F FF 88 S SL 84 1-3 ③ K		4	0	1	1	0	2	1
51 Carlos Ruiz, R (1, 2) OBP: 0.352, SLG: 0.359		S FF 93 B FF 94 B FF 94 B FF 92 C FF 92 X SI 93 3-2 ③ G4-3		C SI 91 D SL 85 B SL 85 B SL 83 F SI 92 B FF 93 4-2 9 BLK BB			F FF 92 B SL 83 X FS 85 1-1 ② F8		B FF 93 B FF 93 C FF 93 S FF 92 X FF 92 2-2 ① G4-3	3	0	0	0	1	0	0
9 Domonic Brown, L (1, 9) OBP: 0.357, SLG: 0.417			C FS 83 B FF 92 X FF 92 1-1 15 FC4-6 1B	B SI 91 S FF 92 F FS 85 B SI 94 X FS 85 2-2 ③ G6-3 1-2 2-3			B CU 77 X FS 84 1-0 ③ G3		B FF 93 B FF 92 X SI 91 2-0 10 2B 2B	4	1	2	0	0	0	2
15 John Mayberry Jr., R (1, 8) OBP: 0.320, SLG: 0.330			C SI 92 T SI 90 B SI 93 1 SAFE X FF 92 1-2 ① FC4-6 35 SH1-3 1-2f		B FF 93 B FF 92 C FF 92 B SI 90 X FF 92 3-1 ① P3			B FF 92 F FF 92 F SI 90 B FF 93 X FF 94 3-2 ① L8	F FF 92 C FF 92 B FF 92 X FF 92 1-2 ② G1-3	4	0	0	0	0	0	2
35 Cole Hamels, L (1, 1) OBP: 0.240, SLG: 0.320 7 Ross Gload, L (8, PH) OBP: 0.297, SLG: 0.297 52 Jose Contreras, R (8, 1) 10 Ben Francisco, R (9, PH) OBP: 0.328, SLG: 0.383 46 Ryan Madson, L (9, 1)			X FF 92 0-0 ② SH1-3 1-2		B FS 83 F FS 82 F FF 92 X CU 78 1-2 ② F7			B CU 73 F FS 84 F CU 77 S FF 92 1-3 ② K	B FF 94 B FF 92 C FF 92 F FF 92 X FF 93 2-2 2-H 2B	1 1 0 1 0	0 0 0 0 1	0 0 0 1 0	0 0 0 1 0	0 1 0 1 0	0 0 0 0 0	0 0 0 0 0
Inning Stats	R: 0 E: 0 K: 1 S: 6 H: 0 LOB: 0 BB: 1 P: 10	R: 0 E: 0 K: 2 S: 10 H: 0 LOB: 0 BB: 0 P: 17	R: 0 E: 0 K: 1 S: 9 H: 1 LOB: 1 BB: 0 P: 13	R: 1 E: 0 K: 1 S: 19 H: 2 LOB: 2 BB: 1 P: 32	R: 0 E: 0 K: 0 S: 7 H: 0 LOB: 0 BB: 0 P: 12	R: 0 E: 0 K: 0 S: 7 H: 0 LOB: 0 BB: 0 P: 11	R: 0 E: 0 K: 0 S: 5 H: 0 LOB: 0 BB: 0 P: 10	R: 3 E: 0 K: 2 S: 16 H: 3 LOB: 1 BB: 1 P: 28	R: 1 E: 0 K: 0 S: 11 H: 2 LOB: 1 BB: 0 P: 18	1B: 3 2B: 5 3B: 0 HR: 0	SF: 0 SAC: 1 DP: 1 HBP: 0				WP: 0 PB: 0 SB: 2 CS: 0	PA: 37	

PITCHER		IP	WLS	BF	H	R	ER	SO	BB	IBB	HBP	BLK	WP	HR	S	P	ERA	WHIP
34 Mike Pelfrey, R ERA: 5.0	(1, 1)	7.2		28	4	2	2	6	2	0	0	1	0	0	70	116	2.35	0.783
50 Michael O'Connor, L ERA: 1.35	(8, 1)	0.0	L	1	1	0	0	0	0	0	0	0	0	0	3	4	∞	∞
45 Jason Isringhausen, R ERA: 3.31	(8, 1)	0.0		1	0	0	0	0	1	0	0	0	0	0	2	6	∞	∞
40 Tim Byrdak, L ERA: 5.68	(8, 1)	0.1		2	1	2	2	1	0	0	0	0	0	0	4	7	54.00	3.000
36 Dale Thayer, R ERA: 9.0	(9, 1)	1.0		5	2	1	1	0	0	0	0	0	0	0	11	18	9.00	2.000

PITCHER	IP	WLS	BF	H	R	ER	SO	BB	IBB	HBP	BLK	WP	HR	S	P	ERA	WHIP

TOP

Philadelphia Phillies @ New York Mets

Citi Field, Flushing, NY

Sat May 28 2011, 7:16 PM - 10:02 PM EDT

Att. 29,337 - Partly Cloudy - 73 F

livebaseballscorecards.com

AB	33
R	5
H	8
RBI	5
BB	3
SO	7
LOB	10

Batter	1	2	3	4	5	6	7	8	9	AB	R	H	RBI	BB	SO	LOB
7 José Reyes, S (1, 6) OBP: 0.373, SLG: 0.468	C FF 91 C FF 93 X FF 93 0-2 2 S 2 1B 2B		B FF 93 S CH 83 B FF 93 X FC 88 2-1 15 F9 2 S 44 1B 1B		C FF 92 B FF 89 B FF 93 C FF 93 X CH 85 2-2 ① G5-3			C SL 86 B FF 92 X SI 92 1-1 ① L7		4	2	2	0	0	0	0
2 Justin Turner, R (1, 5) OBP: 0.371, SLG: 0.458	C FF 93 F FF 90 B FF 92 B FC 91 X FF 91 2-2 44 S 2-H 1B		1 SAFE C CH 82 F FF 90 1 SAFE F FF 94 1 SAFE S CH 84 0-3 ① K 1-2		B CU 76 L CH 84 B CU 75 C FF 93 S CH 86 2-3 ② K			X SL 87 0-0 ② G4-3		4	0	1	1	0	2	1
15 Carlos Beltrán, S (1, 9) OBP: 0.365, SLG: 0.515	B FF 93 B FC 91 S CH 85 1 SAFE F FC 89 1 SAFE S FF 94 2-3 ① K		B CH 85 B FF 93 X FF 90 2-0 ② F9 2-3		B CU 76 C FF 93 B CU 77 X FF 94 2-1 ③ P3			C SI 92 B FF 94 F FF 93 S FS 81 1-3 ③ K		4	0	0	0	0	2	2
44 Jason Bay, R (1, 7) OBP: 0.326, SLG: 0.324	C CH 84 B FF 93 S FF 90 B FF 94 B FF 90 S CH 85 3-3 ② K 1-2		C FF 93 B SI 94 X SI 94 1-1 6 S 3-H 1B			C FF 91 C FC 89 F CH 84 F FF 93 B CU 78 S FF 93 1-3 ① K			B FF 93 S CH 85 B FF 95 C FF 94 F FF 96 F CH 84 B CH 85 F FF 94 X FF 94 3-2 ① F9	4	0	1	1	0	2	1
6 Nick Evans, R (1, 3) 28 Daniel Murphy, L (9, PH) OBP: 0.321, SLG: 0.399	C FF 91 C FF 94 F FF 94 X CU 78 0-2 ③ G5-3		C FF 94 S CU 78 B CH 84 B CH 85 X FC 90 2-2 ③ G4-3 1-2			X FC 88 0-0 ② G6-3			C FF 94 F FC 91 F CH 85 B CH 85 F FF 94 X FC 92 1-2 ② G5-3	3 1	0 0	0 0	0 0	0 0	0 0	2 0
16 Ángel Pagán, S (1, 8) OBP: 0.270, SLG: 0.260		C FF 92 S CU 77 X FF 94 0-2 9 CS 9 S 1B		F CH 80 B FF 92 X FC 90 1-1 ① G2-3		C CU 76 C CU 76 C FF 93 0-3 ③ K			C CH 85 X FC 92 0-1 ③ F8	4	0	1	0	0	1	0
9 Ronny Paulino, R (1, 2) OBP: 0.389, SLG: 0.347		B FF 90 C FF 90 B FF 93 F FF 92 S FF 91 2-3 ①② K 1-3		S CU 74 B FF 92 X FC 88 1-1 1B			C FF 89 S CH 82 B CH 84 X CH 82 1-2 ① G5-3			3	0	1	0	0	1	1
11 Rubén Tejada, R (1, 4) OBP: 0.333, SLG: 0.300		C FF 93 F FF 91 X CU 77 0-2 1B		C FF 87 F FF 92 S CH 84 0-3 ② K			B CH 81 T CH 81 B FF 91 S FF 91 X CH 84 2-2 ② G6-3			3	0	1	0	0	1	1
34 Mike Pelfrey, R (1, 1) OBP: 0.100, SLG: 0.105 50 Michael O'Connor, L (8, 1) 45 Jason Isringhausen, R (8, 1) 40 Tim Byrdak, L (8, 1) 36 Dale Thayer, R (9, 1)		F FF 92 S FF 90 F FF 91 D CH 85 C FC 91 1-3 ③ K		B FF 90 S CH 82 B FF 93 C FF 93 S FF 90 2-3 ③ K			X FF 91 0-0 ③ G6-3			3 0 0 0 0	0 0 0 0 0	0 0 0 0 0	0 0 0 0 0	0 0 0 0 0	2 0 0 0 0	2 0 0 0 0
Inning Stats	R: 1 H: 2 E: 0 LOB: 1 K: 2 BB: 0 S: 16 P: 23	R: 0 H: 2 E: 0 LOB: 1 K: 2 BB: 0 S: 13 P: 16	R: 1 H: 2 E: 0 LOB: 1 K: 1 BB: 0 S: 12 P: 19	R: 0 H: 1 E: 0 LOB: 1 K: 2 BB: 0 S: 10 P: 14	R: 0 H: 0 E: 0 LOB: 0 K: 1 BB: 0 S: 8 P: 14	R: 0 H: 0 E: 0 LOB: 0 K: 2 BB: 0 S: 9 P: 10	R: 0 H: 0 E: 0 LOB: 0 K: 0 BB: 0 S: 7 P: 10	R: 0 H: 0 E: 0 LOB: 0 K: 1 BB: 0 S: 6 P: 8	R: 0 H: 0 E: 0 LOB: 0 K: 0 BB: 0 S: 13 P: 17	1B: 6 2B: 1 3B: 0 HR: 0	SF: 0 SAC: 0 DP: 0 HBP: 0			WP: 0 PB: 0 SB: 5 CS: 1	PA: 33		

PITCHER	IP	WLS	BF	H	R	ER	SO	BB	IBB	HBP	BLK	WP	HR	S	P	ERA	WHIP
35 Cole Hamels, L (1, 1) ERA: 3.01	7.0	W	27	7	2	2	10	0	0	0	0	0	0	75	106	2.57	1.000
52 Jose Contreras, R (8, 1) ERA:	1.0	H	3	0	0	0	1	0	0	0	0	0	0	6	8	0.00	0.000
46 Ryan Madson, R (9, 1) ERA: 1.96	1.0	S	3	0	0	0	0	0	0	0	0	0	0	13	17	0.00	0.000

PITCHER	IP	WLS	BF	H	R	ER	SO	BB	IBB	HBP	BLK	WP	HR	S	P	ERA	WHIP

BOTTOM

Philadelphia Phillies @ New York Mets

Citi Field, Flushing, NY

Sat May 28 2011, 7:16 PM - 10:02 PM EDT

Att. 29,337 - Partly Cloudy - 73 F

livebaseballscorecards.com

AB	33
R	2
H	7
RBI	2
BB	0
SO	11
LOB	10

Philadelphia Phillies @ New York Mets

Citi Field, Flushing, NY

Sun May 29 2011, 1:13 PM - 4:13 PM EDT

Att. 30,791 - Partly Cloudy - 78 F

livebaseballscorecards.com

Batter	1	2	3	4	5	6	7	8	9	AB	R	H	RBI	BB	SO	LOB
11 Jimmy Rollins, S (1, 6) OBP: 0.344, SLG: 0.369	F FF 91 X SI 92 0-1 ① L8		B SI 91 B FC 86 B FF 91 C FF 90 X FC 87 3-1 FC6 27 1B 21 1B 1-2		C FF 89 B FC 86 B CH 86 X FF 89 2-1 27 S 21 WP 1B		F SI 88 B CH 85 B FC 86 B FF 89 F FF 90 F FC 88 B FF 90 4-2 27 S BB	X SI 92 0-0 ③ 1-3 1B		4	0	2	0	1	0	1
21 Wilson Valdez, R (1, 4) OBP: 0.281, SLG: 0.303	B FF 91 C FF 91 B FF 91 F FF 92 B FF 91 F FF 92 B FC 88 4-2 27 FC1-6 BB		C SI 90 D CU 76 F FF 91 X FF 90 1-2 27 1B 1-2 2-3 1B		C FF 90 B CU 75 C FF 89 X FF 90 1-2 ② G4-3 1-2		C FF 88 X FF 89 0-1 ② F8		C FF 94 B KC 78 F KC 81 F FF 95 F FF 94 B FF 95 X FF 95 2-2 ① G6-3	4	0	1	0	1	0	2
27 Placido Polanco, R (1, 5) OBP: 0.358, SLG: 0.402	1 SAFE B FF 89 X FF 91 1-0 ② FC1-6 1-2f		B CU 74 F FF 91 F FF 91 F CU 76 X CU 76 1-2 1-2 2-3 3-H 1B		F FF 90 B FF 90 B FF 90 D CU 76 F FF 90 B FF 90 4-2 2-3 BB		C FF 90 B SI 90 X SI 89 1-1 ③ G6-3 1-2		S SI 93 X SI 93 0-1 ② G6-3	4	0	1	1	1	0	2
29 Raul Ibanez, L (1, 7) OBP: 0.296, SLG: 0.420	C FF 91 1 SAFE D CU 75 F FF 92 S CU 77 1-3 ③ K		C SI 90 B FC 88 X SI 91 1-1 ② P2		F FC 86 F SI 90 X CU 76 0-2 ③ G1-3			C SI 90 F CU 76 F FF 89 B CU 78 X FF 88 1-2 HR	B SI 93 C KC 81 B SI 93 B FF 95 B FF 94 4-1 10 2B BB	4	2	1	1	1	1	6
10 Ben Francisco, R (1, 9) OBP: 0.335, SLG: 0.392		B SI 89 C FF 91 C CU 74 B FF 91 B CU 75 B FF 92 4-2 15 FC3-6 BB	C SI 90 B CU 76 B SI 91 B CU 76 C FF 90 S FF 93 3-3 ③ K			C FF 87 X FC 85 0-1 ① G6-3		B FF 90 X FF 90 1-0 4 2B 1B	C KC 79 B SI 93 X KC 79 1-1 1-H 2B	4	1	2	1	1	1	3
15 John Mayberry Jr., R (1, 3)		C FF 91 S SI 91 B FF 92 1 SAFE X SI 92 1-2 ① FC3-6 7 G5-4-3 1-2f		C FF 89 F CH 85 X FF 90 0-2 ① G6-3		B CU 73 C FF 90 S FC 85 F CU 76 B FF 90 F FF 91 F FC 86 X CU 76 2-2 7 G4-3 2B		C CU 77 B SI 90 B CU 76 C FF 89 S CU 77 2-3 ① K	B FF 96 C FF 96 B FF 96 S FF 95 B FF 95 F FF 95 F FF 97 S FF 96 3-3 ③ K	5	0	1	0	0	2	3
7 Michael Martinez, S (1, 8) OBP: 0.212, SLG: 0.204		C CU 75 B FF 92 S CU 76 1 SAFE F CU 76 F CU 76 B FF 92 X CU 76 2-2 ②③ G5-4-3 1-2f	B SI 89 B SI 90 B FF 89 C FF 88 C FF 90 C CU 74 3-3 ② K		X FF 90 0-0 ② G4-3 2-3			F SI 90 X SI 90 0-1 ② L8		4	0	0	0	0	1	3
4 Dane Sardinha, R (1, 2) OBP: 0.455, SLG: 0.320			B FF 89 C FF 89 X SI 89 1-1 21 1B 11 E 27 1B 1B	F FF 90 C FF 91 S CU 75 0-3 ③ K		B FF 88 B FC 88 C FF 90 S FF 89 B CU 76 C FF 90 3-3 ③ K		S FF 89 B FF 89 B CU 76 F FF 88 D CU 77 X FF 89 3-2 9 1B 1-H 2B		4	2	2	1	0	2	1
49 Vance Worley, R (1, 1) OBP: 0.250, SLG: 0.250 38 Kyle Kendrick, R (4, 1) OBP: 0.250, SLG: 0.250 7 Ross Gload, L (7, PH) OBP: 0.289, SLG: 0.289 16 J.C. Romero, S (7, 1) 9 Domonic Brown, L (8, PH) OBP: 0.379, SLG: 0.440 55 Danys Baez, R (8, 1)			C FF 88 F SI 89 C FC 87 0-3 ① K		C FF 88 X SI 88 0-1 ① G1-3		F FF 88 B SI 88 B FF 89 F FF 89 F FC 87 X CU 74 2-2 ① F9	B CU 75 C CU 75 X CU 74 1-1 11 1B 2-H 1B		1 1 1 0 1 0	0 0 0 0 0 0	0 0 0 0 1 0	0 0 0 0 1 0	1 0 0 0 0 0	1 0 0 0 0 0	1 0 0 0 0 0
Inning Stats	R: 0 E: 0 K: 1 S: 9 H: 0 LOB: 1 BB: 1 P: 15	R: 0 E: 0 K: 0 S: 10 H: 0 LOB: 0 BB: 1 P: 17	R: 1 E: 1 K: 2 S: 19 H: 3 LOB: 3 BB: 0 P: 29	R: 0 E: 0 K: 2 S: 9 H: 0 LOB: 0 BB: 0 P: 12	R: 0 E: 0 K: 0 S: 12 H: 1 LOB: 2 BB: 1 P: 19	R: 0 E: 0 K: 1 S: 12 H: 1 LOB: 1 BB: 0 P: 17	R: 0 E: 0 K: 0 S: 11 H: 0 LOB: 1 BB: 1 P: 18	R: 3 E: 0 K: 1 S: 16 H: 5 LOB: 2 BB: 0 P: 24	R: 1 E: 0 K: 1 S: 15 H: 1 LOB: 1 BB: 1 P: 25	1B: 7 2B: 3 3B: 0 HR: 1 SF: 0 SAC: 0 DP: 1 HBP: 0					WP: 1 PB: 0 SB: 2 CS: 0	PA: 42	

TOP	
AB	37
R	5
H	11
RBI	5
BB	5
SO	8
LOB	22

PITCHER		IP	WLS	BF	H	R	ER	SO	BB	IBB	HBP	BLK	WP	HR	S	P	ERA	WHIP
49 Jonathon Niese, L ERA: 3.92	(1, 1)	6.1	W	28	5	1	0	6	4	0	0	0	1	0	78	122	0.00	1.421
33 Taylor Buchholz, R ERA: 3.12	(7, 1)	1.1		8	4	3	3	1	0	0	0	0	0	1	19	28	20.25	3.000
27 Pedro Beato, R ERA: 2.38	(8, 1)	1.1		6	2	1	1	1	1	0	0	0	0	0	16	26	6.75	2.250

PITCHER	IP	WLS	BF	H	R	ER	SO	BB	IBB	HBP	BLK	WP	HR	S	P	ERA	WHIP

BOTTOM

Philadelphia Phillies @ New York Mets

Citi Field, Flushing, NY

Sun May 29 2011, 1:13 PM - 4:13 PM EDT

Att. 30,791 - Partly Cloudy - 78 F

livebaseballscorecards.com

Batter	1	2	3	4	5	6	7	8	9	AB	R	H	RBI	BB	SO	LOB
7 José Reyes, S (1, 6) OBP: 0.382, SLG: 0.493	B FF 86 F SI 87 X CH 80 1-1 2 G6-3 3B	B FC 90 C FC 88 X KC 77 1-1 ① G1-3	B SI 92 B FF 92 C FF 92 X SI 90 2-1 2 1B 1B		C SI 90 B FC 88 C SI 91 X SI 91 1-2 1-H 3B			B SI 92 B SI 92 X SI 93 2-0 20 PB 2 1B 44 FC5-2 1B		5	1	4	1	0	0	0
2 Justin Turner, R (1, 5) OBP: 0.372, SLG: 0.455	B FF 89 3 SAFE B SI 88 F FF 88 X SI 89 2-1 ① G6-3 3-H	B FF 92 F KC 75 C FF 91 B KC 79 F SI 91 X SL 86 2-2 ② G6-3	X FF 91 0-0 1-2 1B		B FC 87 X FC 86 1-0 ③ G6-3			B FF 92 C SI 92 B SI 93 X SI 92 2-1 44 FC5-2 20 PB 1-2 1B		5	0	2	1	0	0	1
15 Carlos Beltrán, S (1, 9) OBP: 0.363, SLG: 0.514 20 Jason Pridie, L (7, 9) OBP: 0.323, SLG: 0.420	B FF 89 F CH 83 X CH 83 1-1 ② F8	B SI 92 X SI 91 1-0 44 1B 28 1B 2B	C SL 84 D KC 77 B KC 75 B FF 91 X FC 92 3-1 ③ G4-3			X FC 86 0-0 ① L3		B FF 90 F SI 93 D CU 79 S FF 89 B FF 90 B SI 93 4-2 28 L6-4 44 FC5-2 1-2 2-3 BB		4 0	1 0	1 0	0 0	0 1	0 0	2 0
44 Jason Bay, R (1, 7) OBP: 0.328, SLG: 0.328	C SL 87 X CH 83 0-1 28 1B 16 E 1B	B FC 90 C SI 90 B FC 88 B FF 89 S FF 91 X FF 92 3-2 28 1B 16 1B 2-3 1B		F SI 88 S FC 86 S FC 86 0-3 ① K		C SI 89 X FC 87 0-1 ② F8		B FF 93 X SI 92 1-0 ① FC5-2 1-2 2-3 3-Hf		5	2	2	0	0	1	3
28 Daniel Murphy, L (1, 3) OBP: 0.329, SLG: 0.412	C FF 90 C FF 90 D SL 86 B FF 91 B KC 75 X SI 91 3-2 16 E 30 1B 1-3 1B	X FF 87 0-0 16 1B 30 2B 1-2 3-H 1B		B SI 89 B FC 86 X SI 90 2-0 ② G3		B SI 89 B CH 83 X SI 88 2-0 2B		C SI 93 S CU 79 F SI 93 B CU 78 B CU 78 X SI 94 2-2 ②③ L6-4 2-2		5	2	3	1	0	0	3
16 Ángel Pagán, S (1, 8) OBP: 0.269, SLG: 0.259	B SI 91 F FC 90 X CH 83 1-1 E6 30 1B 11 1B 1-2 3-H	X FF 91 0-0 30 2B 1-3 2-H 1B		B SI 89 X CH 82 1-0 ③ G2-3		B SI 89 X FC 87 1-0 ③ F9				4	2	1	1	0	0	2
30 Josh Thole, L (1, 2) OBP: 0.302, SLG: 0.270	B SL 86 F FF 89 F FF 90 B FF 90 X FF 90 2-2 11 1B 1-2 2-H 1B	B KC 76 1 SAFE C FF 89 1 SAFE B SI 90 X CH 84 2-1 ③ 1-H 3-H 2B			C SI 88 B CH 83 X FC 87 1-1 7 3B 1B		F SI 89 B SI 90 S SI 89 X SI 90 1-2 ① G4-3			4	1	3	3	0	0	0
11 Rubén Tejada, R (1, 4) OBP: 0.324, SLG: 0.294	X SI 90 0-0 1-2 2-H 1B		C FF 91 F KC 77 X SL 86 0-2 ① G5-3		B SI 89 F SI 89 B SI 90 X SI 89 2-1 ① F8		X SI 90 0-0 ② F7			4	0	1	1	0	0	1
49 Jonathon Niese, L (1, 1) OBP: 0.174, SLG: 0.190 33 Taylor Buchholz, R (7, 1) 27 Pedro Beato, R (8, 1)	F FF 90 X SL 86 0-1 ③ G1-3		F FF 90 B FF 92 S FF 89 B KC 76 B FF 91 S FF 89 3-3 ② K		F SI 90 B SI 90 C SI 90 C SI 90 1-3 ② K		B SI 90 X SI 88 1-0 ③ G5-3			3 1 0	0 0 0	0 0 0	0 0 0	0 0 0	2 0 0	3 0 0

	AB	40
	R	9
	H	17
	RBI	8
	BB	1
	SO	3
	LOB	15

Inning Stats	1	2	3	4	5	6	7	8	9	1B: 12	SF: 0	WP: 0	PA: 41
	R: 4 E: 1 K: 0 S: 19 H: 5 LOB: 2 BB: 0 P: 29	R: 4 E: 0 K: 0 S: 14 H: 5 LOB: 1 BB: 0 P: 23	R: 0 E: 0 K: 1 S: 11 H: 2 LOB: 2 BB: 0 P: 19	R: 0 E: 0 K: 1 S: 5 H: 0 LOB: 0 BB: 0 P: 8	R: 1 E: 0 K: 1 S: 11 H: 2 LOB: 1 BB: 0 P: 17	R: 0 E: 0 K: 0 S: 5 H: 1 LOB: 1 BB: 0 P: 8	R: 0 E: 0 K: 0 S: 5 H: 0 LOB: 0 BB: 0 P: 7	R: 0 E: 0 K: 0 S: 10 H: 2 LOB: 2 BB: 1 P: 21		2B: 4 3B: 2 HR: 0	SAC: 0 DP: 1 HBP: 0	PB: 1 SB: 0 CS: 0	

PITCHER		IP	WLS	BF	H	R	ER	SO	BB	IBB	HBP	BLK	WP	HR	S	P	ERA	WHIP
49 Vance Worley, R ERA: 3.75	(1, 1)	3.0	L	21	12	8	5	1	0	0	0	0	0	0	44	71	15.00	4.000
38 Kyle Kendrick, R ERA: 3.18	(4, 1)	3.0		12	3	1	1	2	0	0	0	0	0	0	21	33	3.00	1.000
16 J.C. Romero, L ERA: 3.46	(7, 1)	1.0		3	0	0	0	0	0	0	0	0	0	0	5	7	0.00	0.000
55 Danys Baez, R ERA: 3.2	(8, 1)	1.0		5	2	0	0	0	1	0	0	0	0	0	10	21	0.00	3.000

PITCHER	IP	WLS	BF	H	R	ER	SO	BB	IBB	HBP	BLK	WP	HR	S	P	ERA	WHIP

Batter	1	2	3	4	5	6	7	8	9	AB	R	H	RBI	BB	SO	LOB
11 Jimmy Rollins, S (1, 6) OBP: 0.337, SLG: 0.361	X FF 83 0-0 ① F9		B SI 85 B CH 79 C SL 80 B SL 81 F CU 70 S FF 85 3-3 ② K	B CH 79 B FF 84 X SL 80 2-0 ③ F9			B SI 81 B SL 76 C FF 81 X CH 78 2-1 ① F8	C FF 94 B SL 85 F SI 94 F SL 85 F SL 85 F SI 94 X SI 94 1-2 ③ G6-3		5	0	0	0	0	1	3
27 Placido Polanco, R (1, 5) OBP: 0.364, SLG: 0.404	C FF 82 X SI 84 0-1 1B		F SL 82 D SL 83 F FF 87 X SL 81 1-2 ③ L5		B FF 85 C SI 84 C SI 85 F FF 87 X FF 86 1-2 ① G1-3		C SL 80 X SI 85 0-1 26 BB 6 1B 1B		B FF 97 C FF 97 B SL 82 B FF 98 C FF 98 F FF 99 B FF 99 4-2 29 F9 26 BLK BB	4	1	2	0	1	0	1
26 Chase Utley, L (1, 4) OBP: 0.345, SLG: 0.375 21 Wilson Valdez, R (9, 4) OBP: 0.281, SLG: 0.303	B FF 82 X SI 81 1-0 ② F7			C SI 84 X CH 78 0-1 ① G3	C FF 84 B SI 86 B SI 84 B CH 78 B SI 83 4-1 6 S BB		C SL 78 F SI 92 B SL 80 F SI 92 B SI 93 F SI 92 B SI 82 B SI 94 4-2 6 1B 29 SF9 1-2 BB		C FF 95 S CH 89 F CH 89 D FF 100 F FF 98 F CH 90 B SL 83 B CH 90 X FF 98 3-2 ① F7 1-2	3 0	1 0	0 0	0 0	2 0	0 0	2 0
6 Ryan Howard, L (1, 3) OBP: 0.339, SLG: 0.505	B SI 84 B SL 77 F SL 79 F SL 78 B SI 85 F CU 68 X CU 68 3-2 ③ F9			C CU 60 B SL 82 C SI 84 X FF 84 1-2 HR	S SL 82 F SI 86 B SL 82 F FF 87 F FF 85 B SL 82 F CU 71 F SI 86 2 SAFE 2-3 ② K 1-2		B SI 93 X SI 93 1-0 51 1B 1-3 2-H 1B		T CH 90 F FF 98 H SL 87 1-2 HBP	4	1	2	2	0	1	2
29 Raul Ibanez, L (1, 7) OBP: 0.298, SLG: 0.435		C FF 82 F SL 79 S FF 83 0-3 ① K2-3		B CH 76 T SL 80 X CU 69 1-1 HR	I IN 68 I IN 67 I IN 66 I IN 67 4-0 IBB		C SL 81 B SL 80 B SL 79 X SI 92 2-1 ② SF9 3-H		C FF 98 B FF 98 S CH 91 X CH 90 1-2 ② F9 2-3	3	1	1	2	1	1	2
51 Carlos Ruiz, R (1, 2) OBP: 0.354, SLG: 0.370		C SL 80 F SI 84 X SL 81 0-2 ② P4		F SI 85 F SL 83 X SL 81 0-2 9 1B 2B	C SI 87 B FF 87 D SL 82 C SI 86 X CU 68 2-2 ③ P3		B SI 92 X SI 92 1-0 1-3 1B		B SL 84 X FF 98 1-0 ③ G5-3	5	1	2	0	0	0	4
9 Domonic Brown, L (1, 9) OBP: 0.364, SLG: 0.414		B CH 77 B CH 77 C SL 81 F CU 68 X FF 84 2-2 ③ G3		B SI 85 B SL 82 F SL 81 B SL 82 X CU 70 3-1 34 SH1-4 15 1B 2-H 1B		X CH 79 0-0 ① F9	C SI 92 C SL 81 B SI 92 X SL 80 1-2 ③ P2			4	0	1	1	0	0	2
15 John Mayberry Jr., R (1, 8) OBP: 0.321, SLG: 0.351			C SI 85 X SL 81 0-1 34 SH1 2B	X SI 86 0-0 34 SH1-4 1-2 1B		C SL 81 F CU 62 B SI 87 S CU 70 1-3 ② K		B SL 84 B SL 83 B FF 94 C FF 93 S SI 93 F SI 93 S SL 85 3-3 ① K		4	0	2	0	0	2	0
34 Roy Halladay, R (1, 1) OBP: 0.036, SLG: 0.036 7 Ross Gload, L (8, PH) OBP: 0.282, SLG: 0.282 37 Antonio Bastardo, R (8, 1) 52 Jose Contreras, R (8, 1) 46 Ryan Madson, L (9, 1)			M SL 82 B SL 82 M SL 80 X CU 69 1-2 ① SH1 2-3	2 SAFE S SL 83 B SL 83 X CU 68 1-1 ② SH1-4 1-2 2-3		B SL 80 X SI 85 1-0 ③ G6-3		X SI 94 0-0 ② P5		1 1 0 0 0	0 0 0 0 0	0 0 0 0 0	0 0 0 0 0	0 0 0 0 0	0 0 0 0 0	0 0 0 0 0
Inning Stats	R: 0 E: 0 K: 0 S: 8 H: 1 LOB: 1 BB: 0 P: 12	R: 0 E: 0 K: 1 S: 9 H: 0 LOB: 0 BB: 0 P: 11	R: 0 E: 0 K: 1 S: 11 H: 1 LOB: 1 BB: 0 P: 16	R: 3 E: 0 K: 0 S: 16 H: 5 LOB: 2 BB: 0 P: 24	R: 0 E: 0 K: 1 S: 15 H: 0 LOB: 2 BB: 2 P: 28	R: 0 E: 0 K: 1 S: 5 H: 0 LOB: 0 BB: 0 P: 7	R: 2 E: 0 K: 0 S: 15 H: 3 LOB: 2 BB: 1 P: 26	R: 0 E: 0 K: 1 S: 11 H: 0 LOB: 0 BB: 0 P: 15	R: 0 E: 0 K: 0 S: 15 H: 0 LOB: 2 BB: 1 P: 25	1B: 6 2B: 2 3B: 0 HR: 2 SF: 1 SAC: 2 DP: 0 HBP: 1						

PITCHER		IP	WLS	BF	H	R	ER	SO	BB	IBB	HBP	BLK	WP	HR	S	P	ERA	WHIP
61 Livan Hernandez, R ERA: 3.87	(1, 1)	6.1		29	8	4	4	4	1	1	0	0	0	2	68	104	5.68	1.421
17 Sean Burnett, L ERA: 5.59	(7, 1)	0.2	L	5	2	1	1	0	1	0	0	0	0	0	11	20	13.50	4.500
60 Todd Coffey, R ERA: 1.71	(8, 1)	1.0		3	0	0	0	1	0	0	0	0	0	0	11	15	0.00	0.000
63 Henry Alberto Rodriguez, R ERA: 2.13	(9, 1)	1.0		5	0	0	0	0	1	0	1	1	0	0	15	25	0.00	1.000

PITCHER	IP	WLS	BF	H	R	ER	SO	BB	IBB	HBP	BLK	WP	HR	S	P	ERA	WHIP

TOP

Philadelphia Phillies @ Washington Nationals

Nationals Park, Washington, DC

Mon May 30 2011, 1:08 PM - 4:22 PM EDT

Att. 34,789 - Sunny - 92 F

livebaseballscorecards.com

AB	34
R	5
H	10
RBI	5
BB	4
SO	5
LOB	16

WP: 0 PA: 42
PB: 0
SB: 1
CS: 0

BOTTOM

Philadelphia Phillies @ Washington Nationals
Nationals Park, Washington, DC
Mon May 30 2011, 1:08 PM - 4:22 PM EDT
Att. 34,789 - Sunny - 92 F

Batter	1	2	3	4	5	6	7	8	9	AB	R	H	RBI	BB	SO	LOB
24 Rick Ankiel, L (1, 8) OBP: 0.287, SLG: 0.274	B FC 91 F FC 90 C FC 91 X CH 83 1-2 28 G6-3 8 S 1B	F CH 84 X FC 92 0-1 ③ P6			C FC 91 X CH 82 0-1 ② G1-3		S FC 91 F CH 82 X FC 92 0-2 ① FC1-2-5 1-2 3-H		C FC 92 B FF 95 S FF 95 B CH 84 S CH 85 2-3 ③ K	5	0	1	0	0	1	3
8 Danny Espinosa, S (1, 4) OBP: 0.302, SLG: 0.420	B FC 90 1 SAFE T FC 92 B FC 92 F CH 84 B FC 92 S CH 84 3-3 ① K 1-2		B CU 74 C CU 76 F FC 91 C SI 91 1-3 ① K		B CH 82 S FC 90 B SI 92 F FC 90 X CH 83 2-2 HR		S SI 93 S SI 93 B SI 93 F FC 92 X CU 78 1-2 ② F7			4	1	1	1	0	2	3
28 Jayson Werth, R (1, 9) OBP: 0.347, SLG: 0.438	B FC 94 F FC 92 B SI 93 X FC 92 2-1 ② G6-3 2-3		S SI 92 X CU 79 0-1 38 CS 1B		B FC 92 B FC 93 C FC 92 S FC 92 X CH 83 2-2 ③ F9		F SI 94 F FC 93 B FC 95 F FC 94 F CU 78 S FC 94 1-3 ③ K			4	0	1	0	0	1	3
19 Laynce Nix, L (1, 7) OBP: 0.333, SLG: 0.576	F FC 93 B SI 93 F FC 92 B FC 94 C CU 79 2-3 ③ K		B FC 92 1 SAFE F FC 92 X FC 91 1-1 ② P5			X FC 91 0-0 HR		B FF 91 X CH 83 1-0 ① L8		4	1	1	1	0	1	2
38 Michael Morse, R (1, 3) OBP: 0.319, SLG: 0.492 43 Brian Bixler, R (8, PR) OBP: 0.190, SLG: 0.105 (9, 5)		C SI 91 S FC 92 B CU 80 X SI 93 1-2 HR	C FC 93 B FC 92 C FC 93 D CH 86 B FC 94 3-2 ③ CS 1-2	B FC 90 B CH 82 F FC 92 C CU 77 C FC 92 2-3 ① K		B CU 77 F FC 92 X SI 93 1-1 ① G3		C SL 87 H FF 92 1-1 3 G5-4-3 HBP		3 0	1 0	1 0	1 0	0 0	1 0	0 0
3 Wilson Ramos, R (1, 2) OBP: 0.336, SLG: 0.403		S FC 92 F FC 91 X CH 84 0-2 15 FC5-4 1B		B FC 92 C CU 78 T CH 84 X FC 91 1-2 1B		F FC 92 X SI 93 0-1 ② G4-3		1 SAFE C SI 92 B FF 93 X FF 92 1-1 ② G5-4-3 1-2		4	0	2	0	0	0	1
15 Jerry Hairston, R (1, 5) OBP: 0.307, SLG: 0.355 17 Sean Burnett, L (7, 1) 60 Todd Coffey, R (8, 1) 12 Matt Stairs, L (8, PH) OBP: 0.244, SLG: 0.118 63 Henry Alberto Rodriguez, R (9, 1)		C CU 78 S CH 84 D CH 84 F SI 92 X FC 92 1-2 ① FC5-4 13 1B 61 SH3 1-2f		C SI 92 C FC 94 F CH 84 X FC 93 0-2 ② F8		S CH 82 B FC 92 X SI 92 1-1 ③ G6-3		C SI 91 X FS 80 0-1 ③ G4-3		3 0 0 1 0	1 0 0 0 0	0 0 0 0 0	0 0 0 0 0	0 0 0 0 0	0 0 0 0 0	2 0 0 1 0
13 Alex Cora, L (1, 6) OBP: 0.303, SLG: 0.289 (7, 5) (9, 3)		X FC 92 0-0 61 SH3 1-3 1B		B FC 92 C CH 84 B FC 92 S FC 92 X SI 92 2-2 ③ G3			B CU 74 C FC 91 B CU 75 X FC 91 2-1 20 1B 24 FC1-2-5 2B		C FF 91 F FF 96 S CH 85 0-3 ① K	4	0	2	0	0	1	1
61 Livan Hernandez, R (1, 1) OBP: 0.211, SLG: 0.211 20 Ian Desmond, R (7, 6) OBP: 0.261, SLG: 0.355		X SI 92 0-0 ② SH3 1-2 3-H			C FC 88 S CH 81 X SI 92 0-2 ① F9		X SI 92 0-0 24 FC1-2-5 2-3 1B		S CH 85 F CH 86 B FF 96 B FC 93 B FF 96 X CH 86 3-2 ② P4	1 2	0 0	0 1	1 0	0 0	0 0	0 0
Inning Stats	R: 0 E: 0 K: 2 S: 12 H: 1 LOB: 1 BB: 0 P: 20	R: 2 E: 0 K: 0 S: 14 H: 3 LOB: 1 BB: 0 P: 16	R: 0 E: 0 K: 1 S: 9 H: 1 LOB: 0 BB: 0 P: 14	R: 0 E: 0 K: 1 S: 13 H: 1 LOB: 1 BB: 0 P: 18	R: 1 E: 0 K: 0 S: 11 H: 1 LOB: 0 BB: 0 P: 15	R: 1 E: 0 K: 0 S: 7 H: 1 LOB: 0 BB: 0 P: 9	R: 0 E: 0 K: 1 S: 15 H: 2 LOB: 2 BB: 0 P: 19	R: 0 E: 0 K: 0 S: 6 H: 0 LOB: 1 BB: 0 P: 9	R: 0 E: 0 K: 2 S: 9 H: 0 LOB: 0 BB: 0 P: 14	1B: 6 2B: 1 3B: 0 HR: 3 SF: 0 SAC: 1 DP: 0 HBP: 1						

| | | | | | |

Batter	1	2	3	4	5	6	7	8	9	AB	R	H	RBI	BB	SO	LOB
11 Jimmy Rollins, S (1, 6) OBP: 0.332, SLG: 0.354	C SI 89 X CH 83 0-1 ① G4-3		C SI 89 B SL 87 B SL 86 F CH 82 X CH 80 2-2 ② G4-3		C SI 83 F SL 86 B SL 85 X SL 84 1-2 ② G6-3		C CH 80 X CH 81 0-1 ② L9			4	0	0	0	0	0	2
27 Placido Polanco, R (1, 5) OBP: 0.366, SLG: 0.406	C SI 90 B SL 84 B SI 88 C SI 91 X SL 85 2-2 1B		C SL 86 X SL 87 0-1 ③ G6-3		F SI 90 C SI 89 F CH 84 B SL 85 B SI 89 F SL 86 X SI 90 2-2 1B		B FC 87 C FF 93 B FF 93 X CH 80 2-1 ③ P6			4	0	2	0	0	0	2
26 Chase Utley, L (1, 4) OBP: 0.364, SLG: 0.370	X SI 89 0-0 ② F9			B SI 89 C SI 88 X CH 81 1-1 6 G1-6-3 1B	C SI 89 S SL 84 X SI 89 0-2 ③ F9			B FF 96 B FF 94 B FF 93 C FF 93 B FF 91 4-1 6 G3-5-1 BB		3	0	1	0	1	0	2
6 Ryan Howard, L (1, 3) OBP: 0.333, SLG: 0.495	D SI 90 X SI 90 1-0 ③ G6-3			D CH 82 B SI 89 X SI 88 2-0 ① ② G1-6-3 1-2f		B SL 82 F SL 86 B SL 87 B SL 86 X SI 89 3-1 ① L6		X SI 93 0-0 ① ② G3-5-1 1-2f		4	0	0	0	0	0	3
29 Raul Ibanez, L (1, 7) OBP: 0.297, SLG: 0.431		X SI 89 0-0 ① G4-3		C SI 90 B SL 87 F SL 87 B CH 81 X CH 81 2-2 1B		B SL 86 C SI 90 F SI 90 S SL 84 1-3 ② K		B SI 92 C SI 94 X CU 79 1-1 ③ G4-3		4	0	1	0	0	1	0
51 Carlos Ruiz, R (1, 2) OBP: 0.359, SLG: 0.375		C SI 90 C SI 89 X SI 89 0-2 9 FC4-6 1B		C SL 86 C SI 89 X SI 89 0-2 ③ L6		F SL 84 F SL 86 S SL 84 0-3 ③ K			C FF 93 C CU 80 F CU 79 X FS 82 0-2 15 FC5-4 1B	4	0	2	0	0	1	1
9 Domonic Brown, L (1, 9) OBP: 0.378, SLG: 0.545		C SI 89 B CH 81 B SI 89 B SL 85 X SI 90 3-1 ② FC4-6 1-2f			B SI 89 F SI 89 B SL 88 B SL 87 C SI 88 X SI 89 3-2 HR		B FF 88 X CH 81 1-0 2B		B FF 94 X SI 91 1-0 ① F7	4	1	2	1	0	0	2
15 John Mayberry Jr., R (1, 8) OBP: 0.319, SLG: 0.376		C SL 86 C SI 90 B SI 91 B SI 90 F SL 84 S SI 90 2-3 ③ K			B SL 83 F SL 82 B SL 85 X SI 89 2-1 HR		F SI 89 B SI 88 B SI 89 X SL 83 2-1 ① G6-3		C SI 93 B CU 79 X SI 94 1-1 ② FC5-4 1-2f	4	1	1	1	0	1	3
33 Cliff Lee, L (1, 1) OBP: 0.222, SLG: 0.231 40 Michael Stutes, R (6, 1) 7 Ross Gload, L (7, PH) OBP: 0.282, SLG: 0.282 38 Kyle Kendrick, R (7, PR) OBP: 0.250, SLG: 0.250 55 Danys Baez, R (7, 1) 59 Mike Zagurski, L (8, 1) 10 Ben Francisco, R (9, PH) OBP: 0.333, SLG: 0.390			X SI 88 0-0 ① F7		F SI 89 S SL 84 S SL 84 0-3 ① K		C SI 89 F SI 88 0-2 CI		C FF 94 F FF 95 B FF 93 F FF 94 B FF 94 F CU 80 X FF 92 2-2 ③ P5	2 0 0 0 0 0 1	0 0 0 0 0 0 0	0 0 0 0 0 0 0	0 0 0 0 0 0 0	1 0 0 0 0 0 0	0 0 0 0 0 0 1	0 0 0 0 0 0 1
Inning Stats	R: 0 E: 0 K: 0 S: 7 H: 1 LOB: 1 BB: 0 P: 10	R: 0 E: 0 K: 1 S: 10 H: 1 LOB: 1 BB: 0 P: 15	R: 0 E: 0 K: 0 S: 6 H: 0 LOB: 0 BB: 0 P: 8	R: 0 E: 0 K: 0 S: 9 H: 2 LOB: 1 BB: 0 P: 14	R: 2 E: 0 K: 1 S: 19 H: 3 LOB: 1 BB: 0 P: 27	R: 0 E: 0 K: 2 S: 8 H: 0 LOB: 0 BB: 0 P: 12	R: 0 E: 1 K: 0 S: 9 H: 1 LOB: 2 BB: 0 P: 14	R: 0 E: 0 K: 0 S: 4 H: 0 LOB: 0 BB: 1 P: 9	R: 0 E: 0 K: 0 S: 12 H: 1 LOB: 1 BB: 0 P: 16	1B: 6 2B: 1 3B: 0 HR: 2 SF: 0 SAC: 0 DP: 2 HBP: 0						

PITCHER	IP	WLS	BF	H	R	ER	SO	BB	IBB	HBP	BLK	WP	HR	S	P	ERA	WHIP
21 Jason Marquis, R (1, 1) ERA: 4.13	6.1	W	27	8	2	2	4	0	0	0	0	0	2	64	94	2.84	1.263
36 Tyler Clippard, R (7, 1) ERA: 2.08	0.2	H	2	0	0	0	0	0	0	0	0	0	0	4	6	0.00	0.000
65 Cole Kimball, R (8, 1) ERA: 3.24	2.0		7	1	0	0	0	1	0	0	0	0	0	16	25	0.00	1.000

PITCHER	IP	WLS	BF	H	R	ER	SO	BB	IBB	HBP	BLK	WP	HR	S	P	ERA	WHIP

TOP

Philadelphia Phillies @ Washington Nationals
Nationals Park, Washington, DC
Tue May 31 2011, 7:08 PM - 9:56 PM EDT
Att. 21,017 - Partly Cloudy - 90 F

livebaseballscorecards.com

AB	34
R	2
H	9
RBI	2
BB	1
SO	4
LOB	16

WP: 0 PA: 36
PB: 0
SB: 0
CS: 0

Batter	1	2	3	4	5	6	7	8	9	AB	R	H	RBI	BB	SO	LOB
2 Roger Bernadina, L (1, 8) (7, 7) OBP: 0.301, SLG: 0.326	C FF 91 F FF 92 B CU 77 X FC 88 1-2 F8 ①		B SI 91 X CH 84 1-0 28 SF9 20 BB 38 1B 1-2 1B	C SI 91 C FC 86 F FC 85 X CU 76 0-2 G3 ③		S FF 93 D SL 82 B FF 94 C SL 82 S FF 95 2-3 K ③		B FF 92 F FF 92 B SL 82 C FF 92 T FF 92 2-2 K ②		5	1	1	0	0	2	3
20 Ian Desmond, R (1, 6) OBP: 0.270, SLG: 0.354	B CH 86 X CH 84 1-0 F9 ②		B SI 91 C SI 91 B FC 87 B SI 91 B SI 91 4-1 38 1B 8 HR 1-2 2-3 BB		B FC 85 C SI 89 X FC 85 1-1 G3 ①		X CU 77 0-0 38 S 28 G5-3 38 2B 1B	F FF 92 S FF 93 B SI 92 F SI 95 D SL 83 B FF 94 B FF 94 4-2 28 2B 1-2 BB		3	2	1	0	2	0	0
28 Jayson Werth, R (1, 9) OBP: 0.344, SLG: 0.439	C SI 93 C SI 92 B CH 86 S SI 93 1-3 K ③		B FC 87 X SI 92 1-0 SF9 ② 2-3 3-H		F FF 92 B CU 76 C SI 91 F SI 92 F SI 91 B SI 93 C FC 87 2-3 K ②		X SI 92 0-0 G5-3 ① 1-2	B FF 93 C FF 93 X SI 93 1-1 1-3 2-H 2B		4	0	1	2	0	2	1
38 Michael Morse, R (1, 3) OBP: 0.329, SLG: 0.504		X SI 91 0-0 7 G4-6-3 8 1B 1B	1 SAFE 1 SAFE C SI 90 X FC 88 0-1 8 HR 1-2 3-H 1B		B SI 92 B FF 91 X FC 86 2-0 G5-3 ③		B SI 93 C SI 92 B SI 93 F SI 94 F SI 94 F FF 94 B SI 94 X FF 94 3-2 7 1B 2-H 2B	B SI 93 D SL 80 S FF 93 X FF 94 2-1 G6-3 ③		5	2	3	2	0	0	2
8 Danny Espinosa, S (1, 4) OBP: 0.311, SLG: 0.461		B SI 90 B SI 91 C SI 91 1 SAFE S CH 84 X SI 92 2-2 7 G4-6-3 1-2 1B	X CH 84 0-0 1-H 2-H HR			B SI 90 F SI 90 B SI 91 B FC 86 X SI 90 3-1 HR	F FF 92 B FF 87 F SI 93 B SI 92 B CU 78 C CU 77 3-3 ②			4	2	3	4	0	1	1
7 Ivan Rodriguez, R (1, 2) OBP: 0.271, SLG: 0.342		B SI 91 B SI 90 B SI 90 C SI 90 X FC 87 3-1 ① ② G4-6-3 1-2f 2-3	B SI 92 B SI 91 F SI 91 B FF 91 S CH 85 B FC 86 4-2 BB			F FC 86 S SI 90 F CU 76 F SI 92 B FC 86 B CH 85 S SI 92 2-3 ① K X SI 93 0-0 15 1B 2-H 1B				3	1	1	1	1	1	2
15 Jerry Hairston, R (1, 5) OBP: 0.312, SLG: 0.354		C SI 92 F CU 76 B SI 92 B CH 83 X FC 88 2-2 ③ G5-3	C SI 91 B SI 90 F FC 86 B SI 92 X SI 92 2-2 ③ F8			B CH 86 B FC 87 B SI 92 C FF 91 B SI 91 4-1 21 1B BB X SI 93 0-0 2-H 1B				3	0	1	1	1	0	2
43 Brian Bixler, R (1, 7) OBP: 0.217, SLG: 0.143 24 Rick Ankiel, L (6, PH) OBP: 0.282, SLG: 0.269 (7, 8)			X CH 84 0-0 21 FC1-6 1B	B SI 90 S FC 86 F FF 91 F SI 91 C FF 91 1-3 ① K		1 SAFE C SL 82 X FF 91 0-1 ② P5		B FF 91 X FF 91 1-0 ① F7		2 2	0 0	1 0	0 0	0 0	1 0	0 1
21 Jason Marquis, L (1, 1) OBP: 0.308, SLG: 0.346 36 Tyler Clippard, R (7, 1) 65 Cole Kimball, R (8, 1)			X FF 91 0-0 ① FC1-6 20 BB 2 1B 28 SF9 1-2f	C FF 91 F SI 92 B SI 92 F FC 87 F SI 92 X FC 86 1-2 ② L9		B SL 82 1 SAFE C SL 82 1 SAFE X SL 83 1-1 1-3 1B		C FF 91 B SI 91 B FF 90 C FF 90 B FF 91 B FF 90 4-2 20 BB 28 2B BB		3 0 0	1 0 1	1 0 0	0 0 0	0 0 1	0 0 0	1 0 0
Inning Stats	R: 0 E: 0 K: 1 S: 7 H: 0 LOB: 0 BB: 0 P: 10	R: 0 E: 0 K: 0 S: 9 H: 2 LOB: 1 BB: 0 P: 16	R: 5 E: 0 K: 0 S: 13 H: 4 LOB: 1 BB: 2 P: 25	R: 0 E: 0 K: 1 S: 13 H: 0 LOB: 0 BB: 0 P: 15	R: 0 E: 0 K: 1 S: 8 H: 0 LOB: 0 BB: 0 P: 13	R: 1 E: 0 K: 2 S: 15 H: 2 LOB: 2 BB: 1 P: 27	R: 3 E: 0 K: 1 S: 12 H: 4 LOB: 1 BB: 0 P: 18	R: 1 E: 0 K: 1 S: 13 H: 1 LOB: 2 BB: 2 P: 27		1B: 9 2B: 2 3B: 0 HR: 2 SF: 1 SAC: 0 DP: 1 HBP: 0				WP: 0 PB: 0 SB: 1 CS: 0 PA: 40		

PITCHER		IP	WLS	BF	H	R	ER	SO	BB	IBB	HBP	BLK	WP	HR	S	P	ERA	WHIP
33 Cliff Lee, L ERA: 3.94	(1, 1)	5.1	L	25	7	6	6	4	3	0	0	0	0	2	58	96	10.12	1.875
40 Michael Stutes, R ERA: 2.38	(6, 1)	0.2		3	1	0	0	1	0	0	0	0	0	0	7	10	0.00	1.500
55 Danys Baez, R ERA: 4.1	(7, 1)	1.0		6	4	3	3	1	0	0	0	0	0	0	12	18	27.00	4.000
59 Mike Zagurski, L ERA: 7.71	(8, 1)	1.0		6	1	1	1	1	2	0	0	0	0	0	13	27	9.00	3.000

PITCHER	IP	WLS	BF	H	R	ER	SO	BB	IBB	HBP	BLK	WP	HR	S	P	ERA	WHIP

BOTTOM

Philadelphia Phillies @ Washington Nationals

Nationals Park, Washington, DC

Tue May 31 2011, 7:08 PM - 9:56 PM EDT

Att. 21,017 - Partly Cloudy - 90 F

livebaseballscorecards.com

AB	34
R	10
H	13
RBI	10
BB	5
SO	7
LOB	13

Batter	1	2	3	4	5	6	7	8	9	AB	R	H	RBI	BB	SO	LOB
27 Placido Polanco, R (1, 5) OBP: 0.367, SLG: 0.403	C SI 91 X SI 90 0-1 15 G4-6-3 1B		B FF 90 X CH 84 1-0 ① G6-3		B CU 76 B SL 82 B FF 89 D CH 85 4-0 15 FC5 BB		C FF 92 X CH 81 0-1 ① F8		C FF 95 C SL 83 B SL 84 F SL 84 F SL 85 C SI 96 1-3 ③ K	4	0	1	0	1	1	1
15 John Mayberry Jr., R (1, 8) OBP: 0.316, SLG: 0.365	B SI 89 F SI 92 B CH 85 S CH 86 X SI 91 2-2 ①② G4-6-3 1-2f		C CU 73 F SI 90 B SI 87 H FF 92 2-2 6 S HBP		X CH 86 0-0 ② FC5 1-2 2-3f		B CH 81 B CH 82 C FF 93 F FF 93 X FF 94 2-2 ② F9			3	0	0	0	0	0	3
26 Chase Utley, L (1, 4) OBP: 0.324, SLG: 0.323	B SI 90 X FF 91 1-0 ③ L9		C CU 75 D SL 79 F SI 90 X SL 81 1-2 ② F9		X FF 90 0-0 ③ F9		B FF 93 F CH 82 B CH 81 S FF 93 X FF 93 2-2 ③ P4			4	0	0	0	0	0	3
6 Ryan Howard, L (1, 3) OBP: 0.336, SLG: 0.500		C CU 74 F SI 90 F CH 86 F CH 86 X SL 81 0-2 51 E 2B	C SL 79 D CU 74 S SI 89 D CU 76 X SI 91 2-2 ③ 1-3 1B			X SI 88 0-0 ① G4-3		B CH 80 C CH 80 B FF 92 X FF 92 2-1 ① F8		4	1	2	0	0	0	0
10 Ben Francisco, R (1, 9) OBP: 0.337, SLG: 0.385		B SI 91 B FF 90 B SI 86 B SI 89 4-0 51 E BB	B SI 92 C SI 92 B SL 80 S CH 86 X SI 87 2-2 ① G6-3			B SI 91 C SI 85 B CH 85 B SI 90 4-0 51 F9 29 1B BB		X FF 92 0-0 ② G6-3		2	0	0	0	2	0	0
29 Raul Ibanez, L (1, 7) OBP: 0.296, SLG: 0.427		C FF 91 D SL 84 F SI 92 B SI 87 B SI 91 C SL 82 3-3 ① K	B SI 92 F SI 92 S SI 86 X SI 92 1-2 ② G6-3			1 SAFE C SL 81 1 SAFE B FF 91 B SL 82 F SI 91 X CH 86 2-2 11 BB 1-2 1B		B CU 76 B CH 82 F FF 93 S FF 93 F FF 94 B CH 82 F CH 83 X FF 94 3-2 ③ P3		4	0	1	0	0	1	2
51 Carlos Ruiz, R (1, 2) OBP: 0.348, SLG: 0.362		D SI 87 B CH 86 C SL 83 X CH 84 2-1 E5 1-2 2-H	C CU 77 X SI 88 0-1 ③ G6-3			C SL 83 X SL 84 0-1 ② F9 2-3			B FF 94 X FF 94 1-0 ① F8	4	0	0	0	0	0	3
21 Wilson Valdez, R (1, 6) OBP: 0.277, SLG: 0.298 11 Jimmy Rollins, S (6, PH) OBP: 0.337, SLG: 0.357 (6, 6)		F SI 92 X SL 81 0-1 ② F8			C SI 88 S SL 80 F SL 79 B SI 88 X FF 90 1-2 E5 15 FC5 44 SH3-4	C SL 85 B FF 93 B SL 84 B FF 94 B SL 83 4-1 1-2 BB			X SI 93 0-0 1B	2 1	0 0	0 1	0 0	0 1	0 0	2 0
44 Roy Oswalt, R (1, 1) OBP: 0.214, SLG: 0.154 9 Domonic Brown, L (6, PH) OBP: 0.368, SLG: 0.529 40 Michael Stutes, R (6, 1) 37 Antonio Bastardo, R (8, 1) 7 Ross Gload, L (9, PH) OBP: 0.275, SLG: 0.275		B SI 91 F SI 91 S SL 83 B SL 80 X SI 92 2-2 ③ G4-3			M SI 91 B SI 90 X FF 89 1-1 ① SH3-4 1-2	B SL 81 X FF 91 1-0 ③ F7			B SI 94 B SI 95 X FF 94 2-0 ② F7	1 1 0 0 1	0 0 0 0 0	0 0 0 0 0	0 0 0 0 0	0 0 0 0 0	0 0 0 0 0	2 3 0 0 1

TOP

Philadelphia Phillies @ Washington Nationals
Nationals Park, Washington, DC
Wed Jun 01 2011, 1:07 PM - 3:56 PM EDT
Att. 24,495 - Partly Cloudy - 90 F

livebaseballscorecards.com

AB	31
R	1
H	5
RBI	0
BB	4
SO	2
LOB	20

Inning Stats	1	2	3	4	5	6	7	8	9
	R: 0 E: 0 K: 0 S: 6	R: 1 E: 1 K: 1 S: 15	R: 0 E: 0 K: 0 S: 9	R: 0 E: 0 K: 0 S: 8	R: 0 E: 1 K: 0 S: 8	R: 0 E: 0 K: 0 S: 8	R: 0 E: 0 K: 0 S: 8	R: 0 E: 0 K: 0 S: 8	R: 0 E: 0 K: 1 S: 8
	H: 1 LOB: 0 BB: 0 P: 9	H: 1 LOB: 2 BB: 1 P: 26	H: 1 LOB: 2 BB: 0 P: 15	H: 0 LOB: 0 BB: 0 P: 11	H: 0 LOB: 2 BB: 1 P: 14	H: 1 LOB: 3 BB: 2 P: 19	H: 0 LOB: 0 BB: 0 P: 12	H: 0 LOB: 0 BB: 0 P: 13	H: 1 LOB: 1 BB: 0 P: 12

1B: 4	SF: 0	WP: 0	PA: 37
2B: 1	SAC: 1	PB: 0	
3B: 0	DP: 1	SB: 1	
HR: 0	HBP: 1	CS: 0	

PITCHER		IP	WLS	BF	H	R	ER	SO	BB	IBB	HBP	BLK	WP	HR	S	P	ERA	WHIP
31 John Lannan, L ERA: 4.05	(1, 1)	5.1	W	24	4	1	0	1	3	0	1	0	0	0	50	85	0.00	1.312
60 Todd Coffey, R ERA: 1.69	(6, 1)	0.1	H	2	0	0	0	0	1	0	0	0	0	0	3	7	0.00	3.000
45 Doug Slaten, L ERA: 2.19	(6, 1)	0.1	H	1	0	0	0	0	0	0	0	0	0	0	1	2	0.00	0.000
36 Tyler Clippard, R ERA: 1.95	(7, 1)	2.0	H	6	0	0	0	0	0	0	0	0	0	0	16	25	0.00	0.000
22 Drew Storen, R ERA: 1.95	(9, 1)	1.0	S	4	1	0	0	1	0	0	0	0	0	0	8	12	0.00	1.000

PITCHER	IP	WLS	BF	H	R	ER	SO	BB	IBB	HBP	BLK	WP	HR	S	P	ERA	WHIP

BOTTOM

Philadelphia Phillies @ Washington Nationals
Nationals Park, Washington, DC

Wed Jun 01 2011, 1:07 PM - 3:56 PM EDT
Att. 24,495 - Partly Cloudy - 90 F

livebaseballscorecards.com

Batter	1	2	3	4	5	6	7	8	9	AB	R	H	RBI	BB	SO	LOB
2 Roger Bernadina, L (1, 8) (9, 7) OBP: 0.309, SLG: 0.333	C FF 90 S FF 91 X FF 91 0-2 20 SH5-3 28 1B 1B	C CH 81 F FF 92 B CU 70 F CH 81 B FF 93 F CU 67 S CH 82 2-3 ③ K		L CH 82 X CU 70 0-1 1B			C SL 78 B FF 92 F FF 93 B FF 93 C SL 80 2-3 ① K			4	1	2	0	0	2	2
20 Ian Desmond, R (1, 6) OBP: 0.266, SLG: 0.349	C FF 91 X CH 81 0-1 ① SH5-3 1-2		B CH 80 X FF 90 1-0 ① F9	F FF 91 X FF 91 0-1 ③ G6-3			B FF 94 B FF 94 B SL 79 C FF 92 C FF 94 F SL 80 X FF 94 3-2 ② G6-3			3	0	0	0	0	0	1
28 Jayson Werth, R (1, 9) OBP: 0.342, SLG: 0.435	C FF 92 S FF 92 F FF 92 X CH 81 0-2 2-H 1B		C FF 92 B SI 91 B FF 92 F FF 92 X FF 92 2-2 ② F9		B FF 92 X FC 83 1-0 ① F8		C SL 80 B FF 95 X FF 94 1-1 ③ F8			4	0	1	1	0	0	0
19 Laynce Nix, L (1, 7) 22 Drew Storen, S (9, 1) OBP: 0.331, SLG: 0.590	C CH 83 X FF 90 0-1 ② F7		C FF 89 X CH 82 0-1 HR		B FF 93 B FF 92 C FF 91 F SI 90 F FF 90 B SL 75 S FF 90 3-3 ② K			B FF 92 T FF 92 B FF 91 F FF 92 S CH 86 2-3 ① K		4 0	1 0	1 0	1 0	0 0	2 0	1 0
38 Michael Morse, R (1, 3) OBP: 0.333, SLG: 0.507	C FF 92 1 SAFE 1 SAFE S FF 93 1 SAFE X FF 92 0-2 ③ F9		B FF 92 B FC 84 B FC 82 B FF 92 4-0 8 HBP BB		S FC 84 X CU 70 0-1 2B			C SL 82 B FF 92 X FF 92 1-1 ② P5		3	0	1	0	1	0	1
8 Danny Espinosa, S (1, 4) OBP: 0.315, SLG: 0.456		B FC 85 X FF 89 1-0 ① G4-3	H CU 69 1-0 1-2 HBP		B FF 91 X FF 89 1-0 ③ F9			S FF 92 F FF 93 B FF 92 B FF 91 F FF 93 F SL 86 B FF 93 B SL 85 4-2 BB		2	0	0	0	1	0	1
3 Wilson Ramos, R (1, 2) OBP: 0.333, SLG: 0.407		X FF 91 0-0 2B	B FF 92 S FF 90 B FF 91 X CH 82 2-1 ③ G4-6-3			S SL 81 F SL 80 B FF 92 S SL 80 1-3 ① K		B FF 92 X FF 93 1-0 ③ G6-3		4	0	1	0	0	1	3
13 Alex Cora, L (1, 5) OBP: 0.308, SLG: 0.286 15 Jerry Hairston, R (5, 5) OBP: 0.310, SLG: 0.352		F FF 89 L FF 93 B CU 64 F CU 67 B FF 93 D CH 82 B CH 80 4-2 BB		C FF 88 C FF 89 F FF 91 X FF 91 0-2 ① G3		C FF 92 B FF 93 F FF 93 B SL 79 F SL 80 B SL 78 X SL 79 3-2 ② F7				1 1	0 0	0 0	0 0	1 0	0 0	0 0
31 John Lannan, L (1, 1) 60 Todd Coffey, R (6, 1) 45 Doug Slaten, L (6, 1) 21 Jason Marquis, L (6, PH) OBP: 0.286, SLG: 0.333 36 Tyler Clippard, R (7, 1) 24 Rick Ankiel, L (9, 8) OBP: 0.282, SLG: 0.269		L CH 81 M CH 81 L FC 82 0-3 ② K		B FF 89 T FF 88 B FF 89 B FF 90 S FF 88 X FF 87 3-2 ② F8		B SL 78 F FF 91 T FF 93 X FF 93 1-2 ③ F8				2 0 0 1 0 0	0 0 0 0 0 0	0 0 0 0 0 0	0 0 0 0 0 0	1 0 0 0 0 0	0 0 0 0 0 0	2 0 0 0 0 0
Inning Stats	R: 1 E: 0 K: 0 S: 14 H: 2 LOB: 1 BB: 0 P: 14	R: 0 E: 0 K: 2 S: 13 H: 1 LOB: 2 BB: 1 P: 20	R: 1 E: 0 K: 0 S: 8 H: 1 LOB: 2 BB: 1 P: 18	R: 0 E: 0 K: 0 S: 11 H: 1 LOB: 1 BB: 0 P: 14	R: 0 E: 0 K: 1 S: 8 H: 1 LOB: 1 BB: 0 P: 13	R: 0 E: 0 K: 1 S: 10 H: 0 LOB: 0 BB: 0 P: 15	R: 0 E: 0 K: 1 S: 9 H: 0 LOB: 0 BB: 0 P: 15	R: 0 E: 0 K: 1 S: 10 H: 0 LOB: 1 BB: 1 P: 18		1B: 3 2B: 2 3B: 0 HR: 1	SF: 0 SAC: 1 DP: 0 HBP: 1		WP: 0 PB: 0 SB: 0 CS: 0	PA: 34	

	AB	29
	R	2
	H	6
	RBI	2
	BB	3
	SO	6
	LOB	11

PITCHER		IP	WLS	BF	H	R	ER	SO	BB	IBB	HBP	BLK	WP	HR	S	P	ERA	WHIP
44 Roy Oswalt, R ERA: 2.7	(1, 1)	5.0	L	24	6	2	2	3	2	0	1	0	0	1	54	79	3.60	1.600
40 Michael Stutes, R ERA: 2.03	(6, 1)	2.0		6	0	0	0	2	0	0	0	0	0	0	19	30	0.00	0.000
37 Antonio Bastardo, L ERA: 1.33	(8, 1)	1.0		4	0	0	0	1	1	0	0	0	0	0	10	18	0.00	1.000

PITCHER	IP	WLS	BF	H	R	ER	SO	BB	IBB	HBP	BLK	WP	HR	S	P	ERA	WHIP

Batter	1	2	3	4	5	6	7	8	9	10	11	12	AB	R	H	RBI	BB	SO	LOB
11 Jimmy Rollins, S (1, 6) OBP: 0.339, SLG: 0.358	B SI 89 X SI 85 1-0 6 S 1B		B SI 89 B SI 88 X SI 85 2-0 ② P6			B FF 89 F SI 85 F CU 69 X CH 80 1-2 26 S 26 1B 1B		C FF 92 B FF 93 X FF 90 1-1 ② F8		B SI 92 B CH 83 C CH 84 C SI 92 X CH 85 2-2 ② G3-1 2-3			5	1	2	0	0	0	2
27 Placido Polanco, R (1, 5) OBP: 0.363, SLG: 0.398	C SI 88 B SI 89 X SL 78 1-1 ① F7		C SI 89 F SI 88 B SL 76 X SL 79 1-2 ③ F8			L SL 78 B SL 78 L SL 77 B SL 80 B SI 88 X SI 88 3-2 ① ② L5-4 2-2		X FF 92 0-0 1-3 1B		B SL 85 X SL 85 1-0 ③ G4-3			5	0	1	0	0	0	4
26 Chase Utley, L (1, 4) OBP: 0.310, SLG: 0.306	1 SAFE 1 SAFE X SI 88 0-0 ② F7			B FF 88 B SI 84 X SI 87 2-0 ① G6-3		1 SAFE B SI 88 F SI 85 1 SAFE S FF 90 D CU 72 F FF 90 B CH 80 F CU 71 3-2 X SI 90 1-H 1B		C FF 92 X CU 80 0-1 ③ G3			B SI 90 F SI 90 X SI 89 1-1 ① G4-3		5	0	1	1	0	0	3
6 Ryan Howard, L (1, 3) OBP: 0.333, SLG: 0.491	1 SAFE C CH 80 S CU 73 D CU 74 H SL 79 2-2 8 FC5-4 1-2 HBP			T FF 90 C CH 78 S FF 91 0-3 ② K		S CH 77 X CH 76 0-1 ③ F8			X FF 98 0-0 ① G3-1		F CH 83 C SL 83 B CU 80 B FF 92 S CH 84 2-3 ② K		4	0	0	0	0	2	1
8 Shane Victorino, S (1, 8) OBP: 0.333, SLG: 0.488	B SI 90 C SI 85 S CU 70 X CU 70 1-2 ③ FC5-4 1-2f			C SI 89 F FF 91 B CH 80 B CU 71 F CU 66 X CH 80 2-2 ③ P2			B CU 70 B CH 83 X SI 85 2-0 ① G4-3		B FF 96 X FF 98 1-0 ② G1-3		B SI 91 B CH 85 C FF 91 X SI 90 2-1 ③ G5-3		5	0	0	0	0	0	2
29 Raul Ibanez, L (1, 7) OBP: 0.294, SLG: 0.419		B SI 87 B SI 89 B CH 84 C SI 88 F SI 88 X SI 87 3-2 ① G5-3			C SI 88 F FF 89 F CU 72 B FF 88 B FF 89 X CH 83 3-2 ① G5-3		B SI 88 B SI 88 X SI 86 2-0 ② G3		B FF 98 B FF 97 B FF 96 C FF 98 B FF 98 4-1 BB			C FF 92 C SL 82 B SL 84 X SL 81 1-2 ① G4-3	4	0	0	0	1	0	0
9 Domonic Brown, L (1, 9) OBP: 0.333, SLG: 0.474 37 Antonio Bastardo, R (9, 1) 40 Michael Stutes, R (10, 1) 21 Wilson Valdez, R (12, PH) OBP: 0.275, SLG: 0.296 55 Danys Baez, R (12, 1)		C CH 83 X FF 91 0-1 ② G4-3			X SI 88 0-0 ② F8		B CH 77 F CH 82 F CH 78 F CH 80 F CU 66 F FF 91 F CU 72 X CH 78 1-2 ③ L3		C FF 97 F FF 97 F SL 97 F FF 98 B FF 99 S FF 98 1-3 ③ K			X SI 91 0-0 ② G4-3	4 0 0 1 0	0 0 0 0 0	0 0 0 0 0	0 0 0 0 0	1 0 0 0 0	0 0 0 0 0	1 0 0 0 0
51 Carlos Ruiz, R (1, 2) OBP: 0.343, SLG: 0.350		B SI 89 C SI 86 S SL 80 B SL 80 X CU 68 2-2 ③ F7			B SL 78 C SI 84 X CU 71 1-1 ③ F8			M FF 91 X CU 78 0-1 ① G6-3		C SL 83 B FF 91 B SL 84 C FF 91 B SL 86 B SI 91 4-2 11 G3-1 10 SH2-4 BB		B SI 91 B SI 91 X SI 91 2-0 ③ F8	4	0	0	0	1	0	0
35 Cole Hamels, L (1, 1) OBP: 0.286, SLG: 0.357 52 Jose Contreras, R (9, 1) 10 Ben Francisco, R (9, 9) OBP: 0.337, SLG: 0.385			C SI 88 S CH 80 S CU 69 0-3 ① K			F SI 85 B CH 79 X SI 88 1-1 27 L5-4 11 1B 1B		B FC 88 X FF 89 1-0 27 1B 1B			L SL 84 X SL 84 0-1 ① SH2-4 1-2	3 0 0	0 0 0	2 0 0	0 0 0	1 0 0	0 0 0	0 0 0
Inning Stats	R: 0 H: 1 E: 0 LOB: 2 K: 0 BB: 0 S: 9 P: 14	R: 0 H: 0 E: 0 LOB: 0 K: 0 BB: 0 S: 8 P: 13	R: 0 H: 0 E: 0 LOB: 0 K: 1 BB: 0 S: 7 P: 10	R: 0 H: 0 E: 0 LOB: 0 K: 1 BB: 0 S: 8 P: 12	R: 0 H: 0 E: 0 LOB: 0 K: 0 BB: 0 S: 7 P: 11	R: 1 H: 3 E: 0 LOB: 1 K: 0 BB: 0 S: 15 P: 23	R: 0 H: 0 E: 0 LOB: 0 K: 0 BB: 0 S: 9 P: 14	R: 0 H: 2 E: 0 LOB: 2 K: 0 BB: 0 S: 8 P: 10	R: 0 H: 0 E: 0 LOB: 1 K: 1 BB: 1 S: 8 P: 14	R: 0 H: 0 E: 0 LOB: 1 K: 0 BB: 1 S: 8 P: 15	R: 0 H: 0 E: 0 LOB: 0 K: 1 BB: 0 S: 7 P: 12	R: 0 H: 0 E: 0 LOB: 0 K: 0 BB: 0 S: 5 P: 8	1B: 6 2B: 1 3B: 0 HR: 0	SF: 0 SAC: 1 DP: 1 HBP: 1		WP: 0 PB: 0 SB: 2 CS: 0		PA: 44	

PITCHER		IP	WLS	BF	H	R	ER	SO	BB	IBB	HBP	BLK	WP	HR	S	P	ERA	WHIP
27 Jeff Karstens, R ERA: 3.3	(1, 1)	7.0		25	4	1	1	2	0	0	1	0	0	0	63	97	1.29	0.571
47 Evan Meek, R ERA: 3.75	(8, 1)	1.0		5	2	0	0	0	0	0	0	0	0	0	8	10	0.00	2.000
Joel Hanrahan, R ERA: 1.4	(9, 1)	1.0		4	0	0	0	1	1	0	0	0	0	0	8	14	0.00	1.000
25 Daniel McCutchen, R ERA: 1.4	(10, 1)	2.0		7	0	0	0	1	1	0	0	0	0	0	15	27	0.00	0.500
57 Daniel Moskos, L ERA:	(12, 1)	1.0	W	3	0	0	0	0	0	0	0	0	0	0	5	8	0.00	0.000

PITCHER	IP	WLS	BF	H	R	ER	SO	BB	IBB	HBP	BLK	WP	HR	S	P	ERA	WHIP

TOP

Philadelphia Phillies @ Pittsburgh Pirates
PNC Park, Pittsburgh, PA
Fri Jun 03 2011, 7:06 PM - 10:29 PM EDT
Att. 33,861 - Clear - 75 F

livebaseballscorecards.com

AB	40
R	1
H	6
RBI	1
BB	2
SO	4
LOB	13

Batter	1	2	3	4	5	6	7	8	9	10	11	12	AB	R	H	RBI	BB	SO	LOB
31 Jose Tabata, R (1, 7) OBP: 0.347, SLG: 0.346	B FF 91 X FF 90 1-0 F9 ①			C CU 75 X FF 92 0-1 G5-3 ①		B CH 82 X FF 90 1-0 SF8 ② 2-H		B FF 92 B FF 89 C FF 92 F CH 84 B FF 90 X FF 93 3-2 F9 ③		B FF 91 D SL 80 X FF 91 2-0 G5-3 ③		B SI 94 B CU 77 C CU 77 B FF 93 X FF 89 3-1 1-H 1B	5	0	1	2	0	0	2
62 Josh Harrison, R (1, 5) OBP: 0.222, SLG: 0.222	C FF 91 B CU 76 F FF 91 X FF 92 1-2 F7 ②			B CU 74 B FF 92 C FF 90 C FC 89 X FC 89 2-2 G5-3 ②		X CH 84 0-0 E2 22 BLK			S SL 86 B SI 93 S SI 92 X SL 90 1-2 G3 ①		B SL 80 B SL 79 X FF 91 2-0 F7 ①		5	0	0	0	0	0	0
22 Andrew McCutchen, R (1, 8) OBP: 0.359, SLG: 0.451	F FF 91 X CH 84 0-1 F7 ③			C FF 91 B FF 94 B FF 93 F FC 89 F CU 78 B FF 94 X FC 88 3-2 1B		X FF 89 0-0 G5-3 ③ 1-2			B SL 88 B SL 88 F FF 92 B FF 92 X SL 88 3-1 18 CS 1B		B FF 92 C SL 79 C FF 91 B FF 93 B FF 92 X FF 92 3-2 G5-3 ②		5	0	2	0	0	0	1
18 Neil Walker, S (1, 4) OBP: 0.338, SLG: 0.425		B FF 88 F CH 84 B CU 76 S FF 92 X CH 84 2-2 G2-3 ①		C FF 93 1 SAFE B FF 92 X FF 91 1-1 G4-3 ③			C CU 74 X FC 88 0-1 L3 ①		1 SAFE 1 SAFE S SL 86 D FF 92 B SL 88 S SL 88 B FS 80 D SL 89 4-2 19 FC5 46 BB 1-2 BB ②		B FF 93 C SL 80 B FF 93 B FF 92 D SL 81 4-1 26 1B BB ②		3	0	0	0	2	0	1
23 Matt Diaz, R (1, 9) OBP: 0.270, SLG: 0.309 47 Evan Meek, R (8, 1) Joel Hanrahan, R (9, 1) 46 Garrett Jones, L (9, PH) OBP: 0.339, SLG: 0.404 25 Daniel McCutchen, R (10, 1) 26 Dusty Brown, R (11, PH) OBP: 0.333, SLG: 0.250 57 Daniel Moskos, R (12, 1)		X FF 92 0-0 G5-3 ②			B FC 87 X FC 86 1-0 G5-3 ①		C FC 87 F FF 91 T CU 77 0-2 K ②		B SL 84 B FF 93 S SL 84 1 SAFE S FF 93 B FF 93 B FF 92 4-2 19 FC5 1-2 BB		B SL 77 1 SAFE B FF 93 C FF 92 1 SAFE B FF 93 X FF 92 3-1 1-2 1B		3 0 0 0 0 0 1 0	0 0 0 0 0 0 0 0	0 0 0 0 0 0 0 0	0 0 0 0 1 0 0 0	0 0 0 0 0 0 0 0	1 0 0 0 0 0 0 0	0 0 0 0 0 0 0 0
19 Chris Snyder, R (1, 2) OBP: 0.393, SLG: 0.416		C FC 88 B CU 76 C FC 88 B FF 93 B FF 90 S CH 85 3-3 K ③			B FF 87 B CH 84 B FF 92 C FF 91 S CH 84 B FF 94 4-2 37 G3-6-1 BB		B CH 83 B CH 83 C FF 91 B FF 92 B FC 88 4-1 BB		C SL 84 F FF 94 X SL 84 0-2 FC5 ③ 1-2 2-3f		B FF 92 B SL 82 X FF 93 2-0 F8 ③		3	0	0	0	2	1	4
37 Lyle Overbay, L (1, 3) OBP: 0.300, SLG: 0.359 3 Pedro Ciriaco, R (10, PR) 2 Brandon Wood, R (11, 3) OBP: 0.241, SLG: 0.247		B FF 89 B FF 92 X FF 92 2-0 G6-3 ①			C FF 92 X FC 89 0-1 G3-6-1 ②③ 1-2f		B FF 92 S CH 84 B FF 93 C FF 91 C FF 90 2-3 K ③			B SL 82 B SL 83 S SL 84 B SL 84 F FF 92 B FF 93 4-2 38 G4-3 5 SH2-4 BB			B SI 92 X SI 92 1-0 G5-3 ①	3 0 1	0 0 0	0 0 0	0 0 0	1 0 0	1 0 0	2 0 0
5 Ronny Cedeno, R (1, 6) OBP: 0.299, SLG: 0.323		F CU 76 X FF 88 0-1 B3 ②				B CH 82 B FF 89 B FF 89 B FF 90 4-0 31 WP 27 SH3-4 31 SF8 BB		C FF 91 F FF 92 B FF 92 F FF 92 X CH 85 1-2 F7 ①		X FF 93 0-0 SH2-4 ① 1-2		C CU 77 F CU 77 B SI 94 C SI 93 1-3 K ②	3	1	0	0	1	1	0
27 Jeff Karstens, R (1, 1) OBP: 0.111, SLG: 0.111 38 Xavier Paul, L (8, 9) OBP: 0.338, SLG: 0.371		C FF 91 B FF 92 F CH 84 F FF 92 B FF 93 C FF 93 2-3 K ③				1 SAFE B FF 90 B FF 89 X FF 90 2-0 SH3-4 ① 1-2		B FF 88 C CH 83 X FF 89 1-1 G6-3 ②		B FF 92 X FF 93 1-0 G4-3 ② 2-3		B CU 77 B FF 90 S FF 90 X FF 93 2-1 31 S 31 1B 1B	1 3	0 1	0 1	0 0	0 0	1 0	0 2

Inning Stats	1	2	3	4	5	6	7	8	9	10	11	12
	R: 0 E: 0 K: 0 S: 6 H: 0 LOB: 0 BB: 0 P: 8	R: 0 E: 0 K: 1 S: 7 H: 0 LOB: 0 BB: 0 P: 12	R: 0 E: 0 K: 1 S: 7 H: 0 LOB: 0 BB: 0 P: 11	R: 0 E: 0 K: 0 S: 11 H: 1 LOB: 1 BB: 0 P: 17	R: 0 E: 0 K: 0 S: 5 H: 0 LOB: 0 BB: 1 P: 10	R: 1 E: 1 K: 0 S: 4 H: 0 LOB: 1 BB: 1 P: 11	R: 0 E: 0 K: 2 S: 9 H: 0 LOB: 1 BB: 1 P: 15	R: 0 E: 0 K: 0 S: 9 H: 0 LOB: 0 BB: 0 P: 14	R: 0 E: 0 K: 0 S: 12 H: 1 LOB: 2 BB: 2 P: 24	R: 0 E: 0 K: 0 S: 5 H: 0 LOB: 2 BB: 1 P: 12	R: 0 E: 0 K: 0 S: 8 H: 1 LOB: 2 BB: 1 P: 22	R: 1 E: 0 K: 1 S: 8 H: 2 LOB: 1 BB: 0 P: 15

PITCHER		IP	WLS	BF	H	R	ER	SO	BB	IBB	HBP	BLK	WP	HR	S	P	ERA	WHIP
35 Cole Hamels, L ERA: 2.83	(1, 1)	8.0		28	1	1	1	4	3	0	0	1	1	0	58	98	1.12	0.500
52 Jose Contreras, R ERA:	(9, 1)	0.2		3	1	0	0	0	1	0	0	0	0	0	7	15	0.00	3.000
37 Antonio Bastardo, L ERA: 1.27	(9, 1)	1.0		5	0	0	0	0	2	0	0	0	0	0	9	18	0.00	2.000
40 Michael Stutes, R ERA: 1.84	(10, 1)	1.1		6	1	0	0	0	1	0	0	0	0	0	9	25	0.00	1.500
55 Danys Baez, R ERA: 4.33	(12, 1)	0.2	L	4	2	1	1	1	0	0	0	0	0	0	8	15	13.50	3.000

PITCHER	IP	WLS	BF	H	R	ER	SO	BB	IBB	HBP	BLK	WP	HR	S	P	ERA	WHIP

BOTTOM

Philadelphia Phillies @ Pittsburgh Pirates
PNC Park, Pittsburgh, PA
Fri Jun 03 2011, 7:06 PM - 10:29 PM EDT
Att. 33,861 - Clear - 75 F

livebaseballscorecards.com

AB	36
R	2
H	5
RBI	2
BB	7
SO	5
LOB	12

1B: 5	SF: 1	WP: 1	PA: 46
2B: 0	SAC: 2	PB: 0	
3B: 0	DP: 1	SB: 1	
HR: 0	HBP: 0	CS: 1	

Batter	1	2	3	4	5	6	7	8	9	AB	R	H	RBI	BB	SO	LOB
11 Jimmy Rollins, S (1, 6) OBP: 0.340, SLG: 0.364	F SI 93 C SI 94 F CU 79 F FC 85 F FF 95 X FS 85 0-2 27 1B 6 FC4-6 2B	C CU 78 X SI 92 0-1 ③ G4-3			B SI 92 B SI 92 B SI 91 B SI 91 4-0 26 1B 27 G4-3 BB		C SI 92 B FC 84 X SI 93 1-1 ② G6-3		F FF 98 X SL 86 0-1 27 1B 1-2 2-3 1B	2	1	1	0	0	0	2
21 Wilson Valdez, R (3, 6) OBP: 0.284, SLG: 0.299										2	0	1	0	1	0	0
27 Placido Polanco, R (1, 5) OBP: 0.364, SLG: 0.398	D SI 92 X SI 92 1-0 6 FC4-6 2-3 1B		B SI 93 C SI 93 X FS 85 1-1 ① F9		C SI 92 B SI 90 X SI 92 1-1 ① G4-3 1-2		C SI 93 S SI 93 C CU 80 0-3 ③		F FF 98 B SL 87 X SL 86 1-1 1-2 2-3 3-H 1B	5	0	2	1	0	1	1
26 Chase Utley, L (1, 4) OBP: 0.298, SLG: 0.293	C SI 94 C CU 78 S FF 92 0-3 K ①		B SI 94 C SI 93 B FF 93 X SI 92 2-1 ② F7		B CU 78 B SI 93 F SI 92 X SI 93 2-1 6 G4-6-3 2-3 1B			B SI 93 C SI 94 B FS 84 B SI 95 C SI 94 X SI 95 3-2 ① F7	C FF 98 F FF 99 B FF 98 X FF 98 1-2 ③ F7	5	0	1	0	0	1	5
6 Ryan Howard, L (1, 3) OBP: 0.328, SLG: 0.482	X SI 93 0-0 ② FC4-6 1-2f 3-H		C CU 79 B CU 79 B SI 87 B SI 94 F SI 94 F SI 94 X SI 94 3-2 ③ G4-3		X SI 93 0-0 ②③ G4-6-3 1-2f			B FS 87 C FS 84 B CU 80 X SI 94 2-1 ② G4-3		4	0	0	1	0	0	3
8 Shane Victorino, S (1, 8) OBP: 0.331, SLG: 0.482	B SI 94 B SI 93 X SI 93 2-0 ③ F8			C SI 92 S CU 79 B CU 79 F CU 78 X SI 92 1-2 29 1B 9 G4-3 1B	C SI 93 F SI 92 B CU 80 F SI 91 B FS 85 F CU 80 X CU 78 2-2 ① G3-1			C SI 95 S FS 86 F CU 80 S CU 80 0-3 ③ K		4	1	1	0	0	1	1
29 Raul Ibanez, L (1, 7) OBP: 0.298, SLG: 0.425		C SI 91 F SI 93 B FF 93 B CU 78 T SI 92 2-2 ① K		1 SAFE B SI 91 B SI 92 X SI 92 2-0 4 G6-3 9 G4-3 1-3 1B	C SI 91 F SI 93 B FF 92 F CU 78 S FF 93 1-3 ② K				C FF 96 C SL 86 B FF 99 B FF 98 X FF 99 2-2 21 1B 27 1B 2B	4	1	2	0	0	2	0
9 Domonic Brown, L (1, 9) OBP: 0.348, SLG: 0.463		B CU 76 B SI 93 B SI 92 X SI 93 3-0 38 SH1-4 4 HBP 1B		X SI 94 0-0 ① G4-3 1-2 3-H	B CU 78 B SI 91 S SI 91 B FF 93 B SI 93 4-1 BB				B FF 98 F FF 98 B FF 98 X FF 99 2-1 ① F7	3	0	1	1	1	0	2
4 Dane Sardinha, R (1, 2) OBP: 0.444, SLG: 0.296		C SI 92 S SI 91 H SI 93 1-2 38 SH1-4 1-2 HBP		F SI 94 B CU 80 X SI 93 1-1 ② G6-3 2-3	1 SAFE F SI 91 F FS 83 F SI 93 S CU 78 0-3 ③ K				C FF 98 B SL 87 B FF 98 F FF 97 D SL 86 F FF 98 B FF 98 4-2 27 1B 21 1B BB	2	0	0	0	0	1	2
51 Carlos Ruiz, R (9, PH) OBP: 0.348, SLG: 0.350										0	0	0	0	1	0	0
38 Kyle Kendrick, R (1, 1) OBP: 0.200, SLG: 0.200 59 Mike Zagurski, L (6, 1) 7 Michael Martinez, S (7, PH) OBP: 0.208, SLG: 0.200 16 J.C. Romero, S (7, 1) 55 Danys Baez, R (8, 1) 10 Ben Francisco, R (9, PH) OBP: 0.335, SLG: 0.382		C SI 92 X SI 92 0-1 ② SH1-4 1-2 2-3		F SI 94 S SI 93 X CU 79 0-2 ③ P3			C SI 91 F CU 78 B FC 92 X CU 77 1-2 ① G4-3		B FF 98 C FF 99 F FF 99 C SL 86 1-3 ② K	1 0 1 0 0 1	0 0 0 0 0 0	0 0 0 0 0 0	0 0 0 0 0 0	0 0 0 0 0 0	0 0 0 0 0 1	1 0 0 0 0 2
Inning Stats	R: 1 E: 0 K: 1 S: 12 H: 2 LOB: 1 BB: 0 P: 15	R: 0 E: 0 K: 1 S: 10 H: 1 LOB: 2 BB: 0 P: 16	R: 0 E: 0 K: 0 S: 8 H: 0 LOB: 0 BB: 0 P: 14	R: 1 E: 0 K: 0 S: 11 H: 2 LOB: 1 BB: 0 P: 15	R: 0 E: 0 K: 0 S: 5 H: 1 LOB: 1 BB: 1 P: 12	R: 0 E: 0 K: 2 S: 14 H: 0 LOB: 1 BB: 1 P: 21	R: 0 E: 0 K: 1 S: 8 H: 0 LOB: 0 BB: 0 P: 10	R: 0 E: 0 K: 1 S: 9 H: 0 LOB: 0 BB: 0 P: 14	R: 1 E: 0 K: 1 S: 18 H: 3 LOB: 3 BB: 1 P: 29	1B: 7 2B: 2 3B: 0 HR: 0 SF: 0 SAC: 1 DP: 1 HBP: 1						

PITCHER		IP	WLS	BF	H	R	ER	SO	BB	IBB	HBP	BLK	WP	HR	S	P	ERA	WHIP
50 Charlie Morton, R ERA: 2.52	(1, 1)	7.0	W	29	6	2	2	5	2	0	1	0	0	0	68	103	2.57	1.143
43 Jose Veras, R ERA: 3.0	(8, 1)	1.0	H	3	0	0	0	1	0	0	0	0	0	0	9	14	0.00	0.000
Joel Hanrahan, R ERA: 1.69	(9, 1)	1.0		7	3	1	1	1	1	0	0	0	0	0	18	29	9.00	4.000

PITCHER	IP	WLS	BF	H	R	ER	SO	BB	IBB	HBP	BLK	WP	HR	S	P	ERA	WHIP

TOP

Philadelphia Phillies @ Pittsburgh Pirates
PNC Park, Pittsburgh, PA
Sat Jun 04 2011, 7:08 PM - 10:07 PM EDT
Att. 39,441 - Overcast - 83 F

livebaseballscorecards.com

AB	34
R	3
H	9
RBI	3
BB	3
SO	7
LOB	19

WP: 0 PA: 39
PB: 0
SB: 0
CS: 0

BOTTOM

Philadelphia Phillies @ Pittsburgh Pirates
PNC Park, Pittsburgh, PA
Sat Jun 04 2011, 7:08 PM - 10:07 PM EDT
Att. 39,441 - Overcast - 83 F

Batter	1	2	3	4	5	6	7	8	9	AB	R	H	RBI	BB	SO	LOB
31 Jose Tabata, R (1, 7) OBP: 0.346, SLG: 0.350	C FF 89 B FF 89 X SI 90 1-1 38 SH1-3 22 1B 2B	X SI 90 0-0 ③ G1-3			L CH 82 B SI 89 F SI 88 B SI 90 F SI 90 X SI 91 2-2 ① G4-3		1 SAFE L SI 88 B SI 88 F SI 91 D SL 82 X SL 81 2-2 ① G5-3 1-2			4	1	1	0	0	0	2
38 Xavier Paul, L (1, 9) OBP: 0.338, SLG: 0.369	X SI 89 0-0 ① SH1-3 2-3		B SI 88 F SI 89 B FC 86 X SI 90 2-1 22 CS 1B		X SI 90 0-0 ② F7		C SI 92 S SI 91 F SI 91 B SI 92 B SI 91 S SI 91 2-3 ② K			3	0	1	0	0	1	1
22 Andrew McCutchen, R (1, 8) OBP: 0.365, SLG: 0.465	B SI 89 X SI 89 1-0 37 2B 3-H 1B		C SI 90 B FC 87 B CH 84 X SI 90 2-1 ①② G6-3 1-2		C SI 90 B CH 84 X CH 84 1-1 2B		B CH 80 B SI 91 C SI 90 X CH 79 2-1 2-H 2B			4	1	3	2	0	0	1
18 Neil Walker, S (1, 4) OBP: 0.336, SLG: 0.419	C SI 90 1 SAFE D CH 84 X SI 89 1-1 ② F7		B SI 90 X FC 86 1-0 ③ G3-1		B FC 86 C CH 84 B FC 88 F FC 87 B SI 91 X FC 85 3-2 ③ L7		I IN 52 I IN 51 I I IN 49 4-0 IBB			3	0	0	0	1	0	2
37 Lyle Overbay, L (1, 3) OBP: 0.309, SLG: 0.383	1 SAFE 1 SAFE F SI 89 F SI 89 F CH 84 1 SAFE B CH 84 B FC 87 B CH 84 3-2 X SI 90 1-H 2B			B CH 82 F FC 86 F CH 82 X FC 88 1-2 19 G5-3 3B		B SL 75 B SI 92 F FF 91 F FF 92 F SL 81 F SL 80 F FF 93 X SL 82 2-2 1B	B SL 79 C SI 91 S SI 89 B SI 92 S SI 89 2-3 ③ K			4	1	3	1	0	1	2
19 Chris Snyder, R (1, 2) OBP: 0.387, SLG: 0.402	B SI 91 B FC 88 X SI 91 2-0 ③ F8			S SI 90 S SI 90 X SI 91 0-2 ① G5-3 3-H		B FF 92 B FF 91 C SI 91 C FF 90 F SL 80 S FF 91 2-3 ① K		C FF 93 F CU 77 B CU 78 B SI 94 B FF 92 B SI 93 4-2 2 FC3-6 BB		3	0	0	1	1	1	2
2 Brandon Wood, R (1, 5) OBP: 0.241, SLG: 0.284		X FC 87 0-0 ① F7		B SI 90 F CH 82 F SI 91 B CH 83 F SI 90 F CH 83 X SI 91 2-2 HR		B SL 79 X FF 92 1-0 ② F7		C SI 93 S FF 94 X CU 79 0-2 ① FC3-6 5 G4-3 46 WP 1-2f		4	2	1	1	0	0	2
5 Ronny Cedeno, R (1, 6) OBP: 0.298, SLG: 0.327		C SI 89 F FF 90 B SL 84 F SI 91 X SL 82 1-2 50 G1-3 2B		B FC 85 F CH 83 C SI 90 B SI 90 X SI 90 2-2 ② L1-6-3		B FF 92 F SL 79 C SL 80 X FF 92 1-2 ③ G4-3		F SI 92 F FF 93 X FF 94 0-2 ② G4-3 2-3		4	0	1	0	0	0	2
50 Charlie Morton, R (1, 1) OBP: 0.040, SLG: 0.083 23 Matt Diaz, R (7, PH) OBP: 0.277, SLG: 0.309 43 Jose Veras, R (8, 1) 46 Garrett Jones, L (8, PH) OBP: 0.335, SLG: 0.401 Joel Hanrahan, R (9, 1)		X SI 90 0-0 ② G1-3 2-3		T SI 89 S SI 89 B FC 85 X SI 90 1-2 ③ G6-3			C CH 79 B CH 80 B SL 79 F SI 91 B SL 81 F CH 78 B SI 90 4-2 31 S 22 2B BB	B CU 80 X SI 94 1-0 ③ G3-1 3-H		2 0 0 1 0	0 1 0 0 0	0 0 0 0 0	0 1 0 0 0	0 0 0 0 0	0 0 0 0 0	1 0 0 0 0
Inning Stats	R: 2 E: 0 K: 0 S: 11 H: 3 LOB: 1 BB: 0 P: 19	R: 0 E: 0 K: 0 S: 7 H: 1 LOB: 1 BB: 0 P: 8	R: 0 E: 0 K: 0 S: 5 H: 1 LOB: 0 BB: 0 P: 10	R: 2 E: 0 K: 0 S: 17 H: 2 LOB: 0 BB: 0 P: 23	R: 0 E: 0 K: 0 S: 10 H: 1 LOB: 1 BB: 0 P: 16	R: 0 E: 0 K: 1 S: 14 H: 1 LOB: 1 BB: 0 P: 20	R: 1 E: 0 K: 2 S: 15 H: 1 LOB: 2 BB: 2 P: 31	R: 1 E: 1 K: 0 S: 9 H: 0 LOB: 0 BB: 1 P: 14		1B: 3 2B: 5 3B: 1 HR: 1	SF: 0 SAC: 1 DP: 0 HBP: 0		WP: 1 PB: 0 SB: 1 CS: 1	PA: 36		

	AB	32
	R	6
	H	10
	RBI	5
	BB	3
	SO	3
	LOB	15

livebaseballscorecards.com

PITCHER		IP	WLS	BF	H	R	ER	SO	BB	IBB	HBP	BLK	WP	HR	S	P	ERA	WHIP
38 Kyle Kendrick, R ERA: 3.78	(1, 1)	5.0	L	22	8	4	4	0	0	0	0	0	0	1	50	76	7.20	1.600
59 Mike Zagurski, L ERA: 5.4	(6, 1)	1.0		4	1	0	0	1	0	0	0	0	0	0	14	20	0.00	1.000
16 J.C. Romero, L ERA: 3.86	(7, 1)	1.0		6	1	1	1	2	1	1	0	0	0	0	15	31	9.00	2.000
55 Danys Baez, R ERA: 4.18	(8, 1)	1.0		4	0	1	0	0	1	0	0	0	1	0	9	14	0.00	1.000

PITCHER	IP	WLS	BF	H	R	ER	SO	BB	IBB	HBP	BLK	WP	HR	S	P	ERA	WHIP

Batter	1	2	3	4	5	6	7	8	9	AB	R	H	RBI	BB	SO	LOB
8 Shane Victorino, S (1, 8) OBP: 0.337, SLG: 0.479	C FF 93 S FF 95 B FF 93 X FF 93 1-2 ① G5-3		C CH 80 B FF 95 X CU 76 1-1 27 WP 1B		B FF 92 B FF 92 B FF 92 B FF 92 4-0 26 FC3-2 27 BB 6 SF8 1-2 BB	F FF 91 B FF 93 B FF 89 F FF 88 X CU 79 2-2 ② G1-3 1-2		B SI 90 X SI 90 1-0 ① G6-3	C SI 92 S CH 83 F CH 84 F FF 92 B CH 82 X CH 83 1-2 6 1B 3-H 1B	5	1	2	1	1	0	1
27 Placido Polanco, R (1, 5) OBP: 0.367, SLG: 0.398	C FF 93 X SI 93 0-1 ② G5-3		B SI 93 F FF 94 X SI 93 1-1 ③ G5-3 1-2		B FF 92 B FF 92 B FF 92 B FF 92 4-0 6 SF8 26 FC3-2 51 HBP 1-2 2-3 BB	C CU 78 C SI 92 D CU 81 X CU 81 1-2 26 1B 2-H 1B		C SI 92 B CU 77 B FF 94 F FF 93 B CU 77 X FF 94 3-2 26 1B 6 1B 1B	X SL 85 0-0 ① F8	5	2	2	1	1	0	3
26 Chase Utley, L (1, 4) OBP: 0.340, SLG: 0.326	B FF 93 B FF 94 F FF 93 X FF 94 2-1 1B			B FF 93 B CH 81 B FF 93 C FF 92 C FF 94 B FF 94 4-2 29 PB 6 WP 29 SF8 BB	C FF 93 B CH 82 B FF 94 X FF 92 2-1 ① FC3-2 51 HBP 6 SF8 1-2 2-3 3-Hf	C FF 90 X FF 92 0-1 6 S 1-3 1B		B SI 92 X SI 91 1-0 29 E 6 1B 1-2 1B	C CH 83 X SI 92 0-1 ② F7	5	1	3	0	1	0	5
6 Ryan Howard, L (1, 3) OBP: 0.332, SLG: 0.482	B CH 81 F FF 93 F FF 94 F CU 78 B CU 77 1 SAFE S FF 96 2-3 ③ K			1 SAFE B SI 93 B SI 92 B FF 93 B FF 92 4-0 29 SF8 29 PB 1-2 BB	S FF 95 B FF 93 B CU 80 F FF 93 F FF 94 F FF 95 B FF 95 F FF 95 F FF 95 3-2 ② SF8 1-2 2-3 3-H	S FF 90 S FF 92 B SL 82 F FF 93 S SL 83 1-3 ③ K 1-2		B CH 81 B SI 95 B SI 92 S SI 92 S SI 92 F CH 83 X SI 95 3-2 29 E 1-2 2-H 1B	B SL 83 B CH 83 X SI 92 2-0 1-3 2-H 1B	4	0	2	3	1	2	3
29 Raul Ibanez, L (1, 7) OBP: 0.294, SLG: 0.417		B FF 92 C FF 93 X CU 74 1-1 ① G4-3		C FF 93 F SI 93 B CH 82 D CU 78 X FF 94 2-2 ① SF8 1-3 2-H	I IN 77 I IN 77 I IN 78 I IN 76 4-0 51 HBP IBB		C FF 90 X FF 91 0-1 ① F9	F SI 92 F FS 83 B CU 77 X FS 83 1-2 E3 1-2 2-3	C SI 91 B CH 84 X CU 79 1-1 ③ G3	4	0	0	1	1	0	4
51 Carlos Ruiz, R (1, 2) OBP: 0.349, SLG: 0.341		F FF 92 C SI 92 F SI 95 C CU 76 0-3 ② K		C CU 76 B SI 92 F CU 76 H CU 77 2-2 9 1B HBP	B FF 94 H FF 93 2-0 1-2 2-3 3-H HBP		B SI 90 B FF 90 X SI 91 2-0 ② G6-3	C CU 76 X CU 78 0-1 ② P2		3	0	0	1	0	1	3
9 Domonic Brown, L (1, 9) OBP: 0.353, SLG: 0.478		C FF 94 F FF 93 F CU 77 S CU 77 0-3 ③ K		B CH 80 B SI 93 F FF 94 X FF 94 2-1 21 G4-3 1-2 1B	F CH 83 C FF 95 B FF 95 X CU 82 1-2 ③ G3		C FF 92 C SL 83 F SI 92 X SL 84 0-2 2B	T SI 94 B CU 79 S FS 82 B FS 82 S CU 78 2-3 ③ K		5	0	2	0	0	2	6
21 Wilson Valdez, R (1, 6) OBP: 0.288, SLG: 0.298			B FF 93 B FF 92 C FF 93 F FF 93 X FF 92 2-2 ① G4-3	S CU 75 B CU 76 X FF 93 1-1 ②③ G4-3 1-2f		B FF 89 X FF 88 1-0 ① G1-3	I IN 61 I IN 67 I IN 66 I IN 64 4-0 IBB		C SL 84 S FF 92 F SL 87 X SL 86 0-2 10 1B 8 1B 1B	4	1	1	0	1	0	3
34 Roy Halladay, R (1, 1) OBP: 0.094, SLG: 0.065 52 Jose Contreras, R (8, 1) 37 Antonio Bastardo, R (8, 1) 10 Ben Francisco, R (9, PH) OBP: 0.339, SLG: 0.386 46 Ryan Madson, L (9, 1)			C FF 94 X FF 94 0-1 ② F9		F FF 92 B CU 74 B FF 92 B FF 92 B FF 92 4-1 27 BB 8 BB 26 FC3-2 BB	C CH 86 X FF 90 0-1 8 G1-3 27 1B 1B	S SI 89 S SI 90 B SI 90 B SL 80 F SI 89 F FF 90 F CH 88 S CH 82 2-3 ③ K		C SL 84 1 SAFE C SL 84 X SI 92 0-2 8 1B 6 1B 1-3 1B	3 0 0 1 0	1 0 0 1 0	1 0 0 0 0	0 0 0 1 0	1 0 0 0 0	1 0 0 0 0	2 0 0 0 0
Inning Stats	R: 0 E: 0 K: 1 S: 11 H: 1 LOB: 1 BB: 0 P: 16	R: 0 E: 0 K: 2 S: 10 H: 0 LOB: 0 BB: 0 P: 11	R: 0 E: 0 K: 0 S: 9 H: 1 LOB: 1 BB: 0 P: 13	R: 1 E: 0 K: 0 S: 11 H: 1 LOB: 2 BB: 2 P: 26	R: 2 E: 0 K: 0 S: 16 H: 0 LOB: 3 BB: 4 P: 40	R: 1 E: 0 K: 1 S: 15 H: 3 LOB: 2 BB: 0 P: 20	R: 0 E: 0 K: 1 S: 13 H: 1 LOB: 2 BB: 1 P: 21	R: 1 E: 1 K: 1 S: 17 H: 3 LOB: 3 BB: 0 P: 28	R: 2 E: 0 K: 0 S: 18 H: 4 LOB: 2 BB: 0 P: 22	1B: 13 2B: 1 3B: 0 HR: 0	SF: 2 SAC: 0 DP: 1 HBP: 2						

PITCHER		IP	WLS	BF	H	R	ER	SO	BB	IBB	HBP	BLK	WP	HR	S	P	ERA	WHIP
53 James McDonald, R ERA: 4.97	(1, 1)	4.0	L	20	3	3	3	3	5	0	1	0	2	0	42	79	6.75	2.000
30 Chris Resop, R ERA: 3.62	(5, 1)	1.0		5	0	0	0	0	0	1	1	0	0	0	15	27	0.00	0.000
47 Evan Meek, R ERA: 4.26	(6, 1)	0.2		5	3	1	1	0	0	0	0	0	0	0	11	15	13.50	4.500
57 Daniel Moskos, L ERA:	(6, 1)	1.1		6	1	0	0	2	0	1	0	0	0	0	17	26	0.00	0.750
45 Jose Ascanio, R ERA: 7.11	(8, 1)	0.1		4	3	1	1	0	0	0	0	0	0	0	9	17	27.00	9.000

PITCHER		IP	WLS	BF	H	R	ER	SO	BB	IBB	HBP	BLK	WP	HR	S	P	ERA	WHIP
43 Jose Veras, R ERA: 2.92	(8, 1)	0.2		3	0	0	0	1	0	0	0	0	0	0	8	11	0.00	0.000
25 Daniel McCutchen, R ERA: 2.03	(9, 1)	1.0		7	4	2	2	0	0	0	0	0	0	0	18	22	18.00	4.000

TOP

Philadelphia Phillies @ Pittsburgh Pirates
PNC Park, Pittsburgh, PA
Sun Jun 05 2011, 1:38 PM - 5:12 PM EDT
Att. 35,505 - Sunny - 83 F

livebaseballscorecards.com

AB	39
R	7
H	14
RBI	7
BB	7
SO	6
LOB	30

WP: 2 PB: 1 SB: 1 CS: 0 PA: 50

Batter	1	2	3	4	5	6	7	8	9	AB	R	H	RBI	BB	SO	LOB
38 Xavier Paul, L (1, 7) OBP: 0.333, SLG: 0.362	C FC 91 B FC 91 X FC 91 1-1 22 G6-3 62 SH1-4 18 HR 1B		C FC 92 X SI 94 0-1 ① SH1-3 1-2			B FC 90 C FC 92 B CU 77 C CU 76 X CU 78 2-2 ① G3-1		X FF 91 0-0 ① G3	B CH 86 C FF 95 F FC 92 F FC 92 D CH 85 F FF 95 C FF 94 2-3 ③ K	4	1	1	0	0	1	1
62 Josh Harrison, R (1, 5) OBP: 0.238, SLG: 0.286	L FC 92 X FC 92 0-1 ① SH1-4 1-2		B CU 79 S FC 92 S CU 79 B SI 94 D CH 86 X CH 85 3-2 ② G6-3			C SI 94 F FC 92 B SI 95 X SI 93 1-2 ② P6		B FF 92 B SL 88 C SI 92 F SI 92 X SL 88 2-2 22 1B 2B		3	1	1	0	0	0	1
22 Andrew McCutchen, R (1, 8) OBP: 0.368, SLG: 0.464	B SI 91 X SI 92 1-0 ② G6-3 2-3		C FC 93 F FC 93 D CH 85 B FC 92 C FC 92 2-3 ③ K			C CU 78 B FC 93 C SI 94 F FC 92 B CU 77 B CU 76 F SI 93 F FC 93 B FC 92 4-2 BB		B FF 92 B SI 90 T FF 91 X SI 92 2-1 37 1B 2-H 1B		3	0	1	1	1	1	2
18 Neil Walker, S (1, 4) OBP: 0.335, SLG: 0.429	C CH 84 C FC 92 B FC 92 F CU 79 X FC 92 1-2 3-H HR			C FC 91 T CU 78 B FC 91 X CH 86 1-2 ① F8		B FC 92 C FC 92 F SI 94 B SI 94 B FC 92 C FC 93 3-3 ③ K		F FF 92 B FF 92 X FF 92 1-1 ② F8		4	1	1	2	0	1	2
37 Lyle Overbay, L (1, 3) OBP: 0.308, SLG: 0.380	C FC 92 F FC 92 B FC 93 B FC 92 S CH 86 2-3 ③ K			B CU 77 X FC 91 1-0 ② F8			X FC 92 0-0 ① G4-3	B SL 83 S FF 91 B FF 92 C FF 93 X SL 84 2-2 1-2 1B		4	0	1	0	0	1	0
46 Garrett Jones, L (1, 9) OBP: 0.333, SLG: 0.397		S CU 79 B CU 78 C FC 93 B FC 92 F CH 85 F FC 92 X CH 85 2-2 2 P6-3 1B		B FC 92 B CH 85 C FC 92 C CU 78 S FC 91 2-3 ③ K			B FC 91 C FC 91 B FC 93 F CH 84 F CU 78 X CU 78 2-2 ② P5	B FF 92 S SL 81 C FF 93 B FF 94 S FF 92 2-3 ③ K		4	0	1	0	0	2	2
2 Brandon Wood, R (1, 6) OBP: 0.253, SLG: 0.294		F FC 92 D CU 78 T CH 84 D CU 78 X FC 92 2-2 ①② P6-3 1-1f			C CU 76 B FC 89 B CH 84 B FC 90 S FC 91 F FC 91 F FC 90 S SI 92 3-3 ① K		B CH 84 S FC 92 X SI 92 1-1 23 E 23 1B 1B		B FF 91 C FF 94 X FC 92 1-1 1B	4	0	2	0	0	1	1
26 Dusty Brown, R (1, 2) OBP: 0.273, SLG: 0.200 23 Matt Diaz, R (7, PH) OBP: 0.284, SLG: 0.316 19 Chris Snyder, R (8, 2) OBP: 0.384, SLG: 0.398	F FC 92 X SI 93 0-1 ③ G5-3					F FC 92 B FC 91 B FC 92 C SI 92 S CH 84 2-3 ② K	B FC 92 B FC 92 F FC 92 F SI 93 B SI 92 X SI 93 3-2 E5 1-3 1B		B FF 94 B FF 94 C FF 94 C FF 94 D CH 85 F FF 95 X FF 95 3-2 ① P6	2 1 1	0 0 0	0 1 0	0 0 0	0 0 0	1 0 0	0 0 1
53 James McDonald, L (1, 1) 30 Chris Resop, R (6, 1) 3 Pedro Ciriaco, R (5, PH) 47 Evan Meek, R (6, 1) 57 Daniel Moskos, R (6, 1) 31 Jose Tabata, R (7, PH) 45 Jose Ascanio, R (8, 1) 43 Jose Veras, R (8, 1) 25 Daniel McCutchen, R (9, 1) 5 Ronny Cedeno, R (9, PH)			B FC 92 X FC 91 1-0 38 SH1-3 1B		F FC 93 F CU 78 X CH 84 0-2 ③ G6-3		X FC 93 0-0 ③ L4		B FF 95 C FF 94 F CH 86 C FF 95 1-3 ② K	1 0 1 0 0 1 0 0 0 1	0 0 0 0 0 0 0 0 0 0	1 0 0 0 0 0 0 0 0 0	0 0 0 0 0 0 0 0 0 0	0 0 0 0 0 0 0 0 0 1	0 0 0 0 0 0 2 0 0 1	0 0 0 0 0 0 0 0 0 1
Inning Stats	R: 2 E: 0 K: 1 S: 12 H: 2 LOB: 0 BB: 0 P: 17	R: 0 E: 0 K: 0 S: 10 H: 1 LOB: 0 BB: 0 P: 14	R: 0 E: 0 K: 1 S: 9 H: 1 LOB: 1 BB: 0 P: 15	R: 0 E: 0 K: 1 S: 7 H: 0 LOB: 0 BB: 0 P: 11	R: 0 E: 0 K: 2 S: 11 H: 0 LOB: 0 BB: 0 P: 16	R: 0 E: 0 K: 1 S: 14 H: 0 LOB: 1 BB: 1 P: 24	R: 0 E: 1 K: 0 S: 11 H: 2 LOB: 2 BB: 0 P: 17	R: 1 E: 0 K: 1 S: 14 H: 3 LOB: 2 BB: 0 P: 23	R: 0 E: 0 K: 2 S: 14 H: 1 LOB: 1 BB: 0 P: 21	1B: 8 2B: 2 3B: 0 HR: 1 SF: 0 SAC: 2 DP: 1 HBP: 0						

PITCHER		IP	WLS	BF	H	R	ER	SO	BB	IBB	HBP	BLK	WP	HR	S	P	ERA	WHIP
34 Roy Halladay, R ERA: 2.56	(1, 1)	7.0	W	27	6	2	2	6	1	0	0	0	0	1	74	114	2.57	1.000
52 Jose Contreras, R ERA: 0.77	(8, 1)	0.1	H	3	2	1	1	0	0	0	0	0	0	0	6	10	27.00	6.000
37 Antonio Bastardo, L ERA: 1.23	(8, 1)	0.2	H	3	1	0	0	1	0	0	0	0	0	0	8	13	0.00	1.500
46 Ryan Madson, R ERA: 1.8	(9, 1)	1.0		4	1	0	0	2	0	0	0	0	0	0	14	21	0.00	1.000

PITCHER	IP	WLS	BF	H	R	ER	SO	BB	IBB	HBP	BLK	WP	HR	S	P	ERA	WHIP

BOTTOM

Philadelphia Phillies @ Pittsburgh Pirates
PNC Park, Pittsburgh, PA
Sun Jun 05 2011, 1:38 PM - 5:12 PM EDT
Att. 35,505 - Sunny - 83 F

livebaseballscorecards.com

AB	34
R	3
H	10
RBI	3
BB	1
SO	9
LOB	13

WP: 0 PB: 0 SB: 0 CS: 0 PA: 37

Batter	1	2	3	4	5	6	7	8	9	AB	R	H	RBI	BB	SO	LOB
14 Jamey Carroll, R (1, 6) OBP: 0.373, SLG: 0.369	B FF 91 F FF 91 X FC 86 1-1 33 G4-3 6 1B 1B		B FF 92 C FF 91 B FF 92 C FF 93 X FF 94 2-2 1B		B FF 92 C SI 92 X CH 85 1-1 6 1B 1B		B SI 93 F FF 91 B FC 85 F FC 85 B CU 75 X SI 92 3-2 G6-3 ③			4	0	3	0	0	0	1
6 Aaron Miles, S (1, 4) OBP: 0.293, SLG: 0.324	X FF 92 0-0 33 G4-3 1-2 1B		F FC 89 B CH 85 C FC 86 F FC 88 S CU 77 1-3 K ② 1B		B CH 84 X FF 91 1-0 1-2 1B			S SL 81 B SL 84 F FF 92 F FF 92 B SL 85 F SL 86 S SL 85 2-3 K2-3 ①		4	0	2	0	0	2	1
33 Marcus Thames, R (1, 7) OBP: 0.200, SLG: 0.368	B FF 92 B FF 91 C FC 88 X FF 92 2-1 G4-3 ① ② 1-2f 2-3		B FC 86 1 SAFE C CH 85 X FC 86 1-1 F9 ③		B FF 91 F SI 91 C CU 75 F CH 84 F FF 92 S CU 76 1-3 K ③			C SL 84 B FF 92 X FF 92 1-1 F7 ②		4	0	0	0	0	1	5
27 Matt Kemp, R (1, 8) OBP: 0.399, SLG: 0.580	B FC 87 C FC 86 D CU 78 C FC 88 C FF 93 2-3 K ③			B CH 84 X SI 92 1-0 G4-3 ①		C CU 74 S CU 74 S CU 76 0-3 K ①		B SL 84 F CH 84 B SL 82 X FF 93 2-1 P3 ③		4	0	0	0	0	2	1
5 Juan Uribe, R (1, 5) OBP: 0.298, SLG: 0.338 9 Dee Strange-Gordon, L (9, PR)		B FC 86 F FF 91 S FC 87 S CU 76 1-3 K ①		B CU 75 C SI 91 B CU 76 X CH 85 2-1 1B		C FF 92 C SI 92 F CU 77 S FF 92 0-3 K ②			C FF 95 B CH 84 F FC 92 X FF 96 1-2 7 1B 16 FC6-4 1B	4 0	0 1	2 0	0 0	0 0	2 0	0 0
23 Casey Blake, R (1, 3) OBP: 0.365, SLG: 0.433 7 James Loney, L (6, 3) OBP: 0.294, SLG: 0.316		S CH 85 C SI 92 X FC 87 0-2 F8 ②		B FC 85 B FC 84 F FC 86 C SI 92 C SI 92 2-3 K ②		C CH 85 S CU 76 C CU 75 0-3 K ③			1 SAFE B FF 93 B FF 95 C FF 95 C FF 93 X FF 93 2-2 16 FC6-4 1-3 1B	3 1	0 0	0 1	0 0	0 0	2 0	1 0
47 Jerry Sands, R (1, 9) OBP: 0.302, SLG: 0.339 16 Andre Ethier, L (9, PH) OBP: 0.406, SLG: 0.460		B CU 77 B CH 86 S SI 92 F FF 93 B SI 93 F FF 92 B FC 86 4-2 BB		B CH 85 B SI 93 F FC 87 C FF 92 F SI 92 B CU 77 F FF 92 C FF 92 3-3 K ③			C SI 91 S FC 85 B FC 85 F FC 86 B SI 93 B SI 92 F FC 87 X SI 93 3-2 G1-3 ①		X FF 94 0-0 FC6-4 ① 1-2f 3-H	2 1	0 0	0 0	0 1	1 0	1 0	1 1
28 Rod Barajas, R (1, 2) OBP: 0.247, SLG: 0.371		C FC 86 1 SAFE B SI 92 X SI 91 1-1 F9 ③			B FC 84 F FF 90 S FC 86 S FF 92 1-3 K ①		X FC 87 0-0 P5 ②		F FF 95 C FF 92 D CH 84 B FF 96 S FF 96 2-3 K ②	4	0	0	0	0	2	2
29 Ted Lilly, L (1, 1) 10 Tony Gwynn Jr., L (7, PH) OBP: 0.253, SLG: 0.299 36 Blake Hawksworth, R (7, 1) 66 Mike MacDougal, S (8, 1) 30 Dioner Navarro, S (9, PH) OBP: 0.250, SLG: 0.286			B FF 91 B FF 92 C FF 91 C FF 91 F FF 92 F FF 91 F FC 88 X FF 93 2-2 G5-3 ①		X FF 91 0-0 G3-1 ②		S FC 86 B CU 76 B FF 92 C FC 85 F FF 93 X FC 85 2-2 1B		B CH 85 F CH 84 F FF 94 T FF 95 1-2 K ③	2 1 0 0 1	0 0 0 0 0	0 1 0 0 0	0 0 0 0 1	0 0 0 0 0	0 0 0 0 1	0 0 0 0 1

TOP

Los Angeles Dodgers @ Philadelphia Phillies
Citizens Bank Park, Philadelphia, PA
Mon Jun 06 2011, 7:12 PM - 10:09 PM EDT
Att. 45,777 - Partly Cloudy - 81 F

livebaseballscorecards.com

AB	35
R	1
H	9
RBI	1
BB	1
SO	13
LOB	14

Inning Stats	1	2	3	4	5	6	7	8	9	1B: 9 SF: 0	WP: 0 PA: 36
	R: 0 H: 2 E: 0 LOB: 1 K: 1 BB: 0 S: 8 P: 13	R: 0 H: 0 E: 0 LOB: 1 K: 1 BB: 1 S: 11 P: 17	R: 0 H: 1 E: 0 LOB: 1 K: 1 BB: 0 S: 15 P: 21	R: 0 H: 1 E: 0 LOB: 1 K: 2 BB: 0 S: 11 P: 19	R: 0 H: 2 E: 0 LOB: 2 K: 2 BB: 0 S: 12 P: 16	R: 0 H: 0 E: 0 LOB: 0 K: 3 BB: 0 S: 10 P: 10	R: 0 H: 1 E: 0 LOB: 1 K: 0 BB: 0 S: 13 P: 21	R: 0 H: 0 E: 0 LOB: 0 K: 1 BB: 0 S: 9 P: 14	R: 1 H: 2 E: 0 LOB: 1 K: 2 BB: 0 S: 13 P: 19	2B: 0 SAC: 0 3B: 0 DP: 1 HR: 0 HBP: 0	PB: 0 SB: 0 CS: 0

PITCHER		IP	WLS	BF	H	R	ER	SO	BB	IBB	HBP	BLK	WP	HR	S	P	ERA	WHIP
33 Cliff Lee, L ERA: 3.62	(1, 1)	7.0	W	28	7	0	0	10	1	0	0	0	0	0	80	117	0.00	1.143
37 Antonio Bastardo, L ERA: 1.17	(8, 1)	1.0	H	3	0	0	0	1	0	0	0	0	0	0	9	14	0.00	0.000
46 Ryan Madson, R ERA: 2.08	(9, 1)	1.0	S	5	2	1	1	2	0	0	0	0	0	0	13	19	9.00	2.000

PITCHER		IP	WLS	BF	H	R	ER	SO	BB	IBB	HBP	BLK	WP	HR	S	P	ERA	WHIP

BOTTOM

Los Angeles Dodgers @ Philadelphia Phillies

Citizens Bank Park, Philadelphia, PA

Mon Jun 06 2011, 7:12 PM - 10:09 PM EDT

Att. 45,777 - Partly Cloudy - 81 F

livebaseballscorecards.com

Batter	1	2	3	4	5	6	7	8	9	AB	R	H	RBI	BB	SO	LOB
8 Shane Victorino, S (1, 8) OBP: 0.340, SLG: 0.474	C FF 87 S FF 87 H CU 71 1-2 27 G6-3 HBP		B CH 81 B CH 80 B CH 80 B FF 86 4-0 27 1B 6 1B BB		C FF 85 X FF 87 0-1 ① F7		C SI 96 S CH 87 X SI 97 0-2 ③ F7			2	1	0	0	1	0	0
27 Placido Polanco, R (1, 5) OBP: 0.365, SLG: 0.396	1 SAFE C FF 88 X CH 78 0-1 ① G6-3 1-2		C FF 88 1 SAFE X CU 73 0-1 6 1B 1-2 3-H 1B		B CH 78 X CH 81 1-0 ② F8			B SI 94 X SL 86 1-0 ① F8		4	0	1	1	0	0	1
26 Chase Utley, L (1, 4) OBP: 0.333, SLG: 0.306	C SI 88 2 SAFE B CH 79 F FF 89 F SL 84 S CU 73 1-3 ② K		F SI 88 B FF 89 X FF 89 1-1 ② F8		C SI 85 F SI 87 B CH 81 B SL 83 C SL 81 2-3 ③ K			B SL 86 B SI 95 B SI 96 B SI 94 4-0 10 BB 51 2B BB		3	1	0	0	1	2	3
6 Ryan Howard, L (1, 3) OBP: 0.331, SLG: 0.478	F FF 88 B FF 90 F FF 89 F SI 90 F FF 90 F SL 85 X SL 84 1-2 ③ F7		C FF 89 B SI 89 X FF 89 1-1 1-3 2-H 1B			F FF 86 S SI 88 B SL 85 B CU 71 B SL 84 X FF 88 3-2 ① F8		C SI 95 S SL 85 B SL 86 S SL 86 1-3 ② K		4	0	1	1	0	1	2
10 Ben Francisco, R (1, 7) OBP: 0.337, SLG: 0.379		B FF 87 B FF 87 B FF 87 C CH 82 X FF 88 3-1 ① L8	C SI 88 F FF 89 D CU 72 F SI 89 B FF 90 B CU 72 C SL 84 3-3 ③ K			X FF 87 0-0 ② P5		1 SAFE 1 SAFE B SI 95 C SL 83 C SI 94 F SI 94 D SL 85 B SL 85 1 SAFE 4-2 B SL 83 51 2B 1-2 BB		3	0	0	0	1	1	2
51 Carlos Ruiz, R (1, 2) OBP: 0.353, SLG: 0.354		C FF 88 B SL 80 B FF 90 F SL 84 X SL 80 2-2 ② P5		C SI 87 B CH 77 S SL 81 X FF 88 1-2 ① F9		C SL 83 X FF 88 0-1 1B		C SI 94 D SL 84 B SL 82 C SI 94 X SL 83 2-2 1-3 2-H 2B		4	0	2	1	0	0	0
9 Domonic Brown, L (1, 9) OBP: 0.345, SLG: 0.460		B FF 88 C FF 88 X FF 89 1-1 ③ G4-3		C SL 82 B FF 85 X SL 83 1-1 1B		X FF 88 0-0 ③ G3		X SI 96 0-0 ③ G4-3		4	0	1	0	0	0	3
21 Wilson Valdez, R (1, 6) OBP: 0.289, SLG: 0.306			B FF 86 C FF 87 F FF 88 F SI 90 X SL 80 1-2 33 SH5-4 27 1B 2B	1 SAFE 1 SAFE C SL 83 C FF 87 S CU 72 0-3 ② K			B SI 94 B FF 95 C SI 94 B SI 95 F SI 94 X SI 96 3-2 ① G6-3			3	1	1	0	0	1	1
33 Cliff Lee, L (1, 1) OBP: 0.214, SLG: 0.222 29 Raul Ibanez, L (7, PH) OBP: 0.293, SLG: 0.415 37 Antonio Bastardo, R (8, 1) 46 Ryan Madson, L (9, 1)			B FF 87 X CH 80 1-0 ① SH5-4 2-3	C FF 87 D SL 82 X FF 88 1-1 ③ F7			C SI 96 B SI 94 X CH 87 1-1 ② G4-3			1 1 0 0	0 0 0 0	0 0 0 0	0 0 0 0	0 0 0 0	0 0 0 0	1 0 0 0
Inning Stats	R: 0 E: 0 K: 1 S: 14 H: 0 LOB: 1 BB: 0 P: 17	R: 0 E: 0 K: 0 S: 7 H: 0 LOB: 0 BB: 0 P: 13	R: 2 E: 0 K: 1 S: 15 H: 3 LOB: 2 BB: 1 P: 26	R: 0 E: 0 K: 1 S: 10 H: 1 LOB: 1 BB: 0 P: 13	R: 0 E: 0 K: 1 S: 6 H: 0 LOB: 0 BB: 0 P: 9	R: 0 E: 0 K: 0 S: 7 H: 1 LOB: 1 BB: 0 P: 10	R: 0 E: 0 K: 0 S: 8 H: 0 LOB: 0 BB: 0 P: 12	R: 1 E: 0 K: 1 S: 11 H: 1 LOB: 2 BB: 2 P: 23		1B: 4 2B: 2 3B: 0 HR: 0 SF: 0 SAC: 1 DP: 0 HBP: 1					WP: 0 PB: 0 SB: 0 CS: 0 PA: 34	

	AB	29
	R	3
	H	6
	RBI	3
	BB	3
	SO	5
	LOB	13

PITCHER		IP	WLS	BF	H	R	ER	SO	BB	IBB	HBP	BLK	WP	HR	S	P	ERA	WHIP
29 Ted Lilly, L ERA: 4.13	(1, 1)	6.0	L	25	5	2	2	4	1	0	1	0	0	0	59	88	3.00	1.000
36 Blake Hawksworth, R ERA: 2.95	(7, 1)	1.0		3	0	0	0	0	0	0	0	0	0	0	8	12	0.00	0.000
66 Mike MacDougal, R ERA: 2.21	(8, 1)	1.0		6	1	1	1	1	2	0	0	0	0	0	11	23	9.00	3.000

PITCHER	IP	WLS	BF	H	R	ER	SO	BB	IBB	HBP	BLK	WP	HR	S	P	ERA	WHIP

Batter	1	2	3	4	5	6	7	8	9	AB	R	H	RBI	BB	SO	LOB
9 Dee Strange-Gordon, L (1, 6) OBP: 0.600, SLG: 0.600	B SI 91 C SI 91 F FF 89 F SI 92 X CU 70 1-2 23 G6-3 1B		1 SAFE B FF 89 X FF 90 1-0 23 1B 16 E 1-3 1B		F SI 88 L FF 89 F CH 82 X SL 76 0-2 23 SH1-3 23 S 1B		C SI 90 C SI 89 B SI 90 B SI 90 S SI 89 2-3 ② K		1 SAFE X SI 92 0-0 ② ③ G5-3-6 1-3f	5	1	3	0	0	1	1
23 Casey Blake, R (1, 5) OBP: 0.374, SLG: 0.435	X FF 92 0-0 ① ② G6-3 1-2f		1 SAFE C SI 90 X CH 82 0-1 16 E 16 1B 1-2 3-H 1B		B SI 90 X FC 83 1-0 ① SH1-3 1-3		B SI 90 B CH 82 B CH 79 C SI 89 B SL 78 4-1 16 CS BB			2	1	1	1	1	0	1
16 Andre Ethier, L (1, 9) OBP: 0.407, SLG: 0.458	B FC 86 C CH 83 C FC 85 F FF 93 F CH 83 F FF 93 S CU 65 1-3 ③ K		T FF 92 F CU 69 1 SAFE B FF 93 B FF 92 X CH 82 2-2 27 FC6-4 1-H 2-H 1B		F SI 91 C SI 91 X FF 93 0-2 ② G4-3		B SI 91 F SI 90 1 SAFE 1-1 ③ CS 1-2	B SL 82 B FF 92 B SL 82 C FF 92 B FF 93 4-1 27 HR BB		3	1	1	1	1	1	1
27 Matt Kemp, R (1, 8) OBP: 0.401, SLG: 0.596		C FF 90 B CU 72 B FC 85 S CH 81 X FF 92 2-2 30 1B 2B	X SI 91 0-0 ① FC6-4 5 F8 1-2f		B CH 82 C SI 91 F CH 83 B SI 90 X FF 91 2-2 ③ G4-3			1 SAFE B FF 92 X SL 82 1-0 1-H HR		4	2	2	2	0	0	2
5 Juan Uribe, R (1, 4) OBP: 0.297, SLG: 0.342		B FF 91 X SI 91 1-0 ① L4	F FF 92 F CH 81 F SL 77 B FC 84 F FF 91 X FC 82 1-2 ② F8 2-3			F CH 81 F FF 90 F FF 92 X CH 82 0-2 7 G4-3 2B		F FF 92 B FF 93 F SL 81 C SL 80 1-3 ① K		4	0	1	0	0	1	2
7 James Loney, L (1, 3) OBP: 0.294, SLG: 0.312		B SI 90 B CH 83 B FF 91 B SI 90 4-0 30 1B BB	C FC 84 F FF 91 B FF 92 B CU 66 X CH 80 2-2 ③ P4			X SI 90 0-0 ① G4-3 2-3		X FF 93 0-0 ② G3		3	0	0	0	1	0	2
30 Dioner Navarro, S (1, 2) OBP: 0.250, SLG: 0.283		B FF 92 C CH 82 2 SAFE X CH 82 1-1 47 G4-6-3 1-2 2-H 1B	C FF 91 F CU 70 X FF 91 0-2 ① F8			B FF 92 S FF 92 B FF 91 S FF 91 X FF 92 2-2 ② P3		C SL 79 B FF 93 X SL 79 1-1 ③ G3-1		4	0	1	1	0	0	1
47 Jerry Sands, R (1, 7) OBP: 0.294, SLG: 0.328 54 Javy Guerra, R (9, 1)		B FF 91 X SI 91 1-0 ② ③ G4-6-3 1-2f	B SI 90 X CH 82 1-0 ② G5-3			B FF 90 F SI 89 C FF 89 X FF 90 1-2 ③ G4-3			F SI 93 B SI 93 F SI 93 F SI 94 X SL 83 1-2 ① G5-3	4 0	0 0	0 0	0 0	0 0	0 0	3 0
41 Rubby De La Rosa, R (1, 1) 36 Blake Hawksworth, R (6, 1) 33 Marcus Thames, R (7, PH) OBP: 0.195, SLG: 0.359 55 Matt Guerrier, R (7, 1) 57 Scott Elbert, L (7, 1) 10 Tony Gwynn Jr., L (9, PH) OBP: 0.261, SLG: 0.307 (9, 7)			B FF 90 C FF 90 B FF 90 B SI 89 B FF 89 4-1 9 1B 23 1B BB	S SI 90 F SI 88 F FC 83 B CU 69 B FF 90 X FF 89 2-2 ③ G4-3			C SL 78 B SI 89 X CH 78 1-1 ① F8		B SI 92 F SI 92 B CH 84 B SL 82 X SI 94 3-1 9 G5-3-6 1B	1 0 1 0 0 0 1	1 0 0 0 0 0 0	0 0 0 0 0 0 1	0 0 0 0 0 0 0	1 0 0 0 0 0 0	0 0 0 0 0 0 0	0 0 0 0 0 0 0
Inning Stats	R: 0 E: 0 K: 1 S: 11 H: 1 LOB: 0 BB: 0 P: 13	R: 1 E: 0 K: 0 S: 7 H: 2 LOB: 1 BB: 1 P: 16	R: 3 E: 2 K: 0 S: 16 H: 3 LOB: 1 BB: 1 P: 26	R: 0 E: 0 K: 0 S: 8 H: 0 LOB: 0 BB: 0 P: 11	R: 0 E: 0 K: 0 S: 11 H: 1 LOB: 1 BB: 0 P: 14	R: 0 E: 0 K: 0 S: 11 H: 1 LOB: 1 BB: 0 P: 14	R: 0 E: 0 K: 1 S: 7 H: 0 LOB: 0 BB: 1 P: 15	R: 2 E: 0 K: 1 S: 8 H: 1 LOB: 0 BB: 1 P: 15	R: 0 E: 0 K: 0 S: 7 H: 1 LOB: 0 BB: 0 P: 11	1B: 7 2B: 3 3B: 0 HR: 1	SF: 0 SAC: 1 DP: 3 HBP: 0					

TOP

Los Angeles Dodgers @ Philadelphia Phillies

Citizens Bank Park, Philadelphia, PA

Tue Jun 07 2011, 7:07 PM - 9:52 PM EDT

Att. 44,721 - Cloudy - 85 F

livebaseballscorecards.com

AB	32
R	6
H	10
RBI	5
BB	4
SO	3
LOB	13

PITCHER		IP	WLS	BF	H	R	ER	SO	BB	IBB	HBP	BLK	WP	HR	S	P	ERA	WHIP
44 Roy Oswalt, R ERA: 3.05	(1, 1)	6.0	L	26	8	4	4	1	2	0	0	0	0	0	64	94	6.00	1.667
16 J.C. Romero, L ERA: 3.6	(7, 1)	1.0		3	0	0	0	1	1	0	0	0	0	0	7	15	0.00	1.000
40 Michael Stutes, R ERA: 2.87	(8, 1)	1.0		5	1	2	2	1	1	0	0	0	0	1	8	15	18.00	2.000
57 David Herndon, R ERA: 5.94	(9, 1)	1.0		3	1	0	0	0	0	0	0	0	0	0	7	11	0.00	1.000

PITCHER	IP	WLS	BF	H	R	ER	SO	BB	IBB	HBP	BLK	WP	HR	S	P	ERA	WHIP

BOTTOM

Los Angeles Dodgers @ Philadelphia Phillies
Citizens Bank Park, Philadelphia, PA
Tue Jun 07 2011, 7:07 PM - 9:52 PM EDT
Att. 44,721 - Cloudy - 85 F

livebaseballscorecards.com

Batter	1	2	3	4	5	6	7	8	9	AB	R	H	RBI	BB	SO	LOB
8 Shane Victorino, S (1, 8) OBP: 0.337, SLG: 0.463	B SI 94 B FF 95 B FF 95 B FF 94 4-0 27 27 S FC1-4-5 BB	S CH 90 B CH 90 X SI 97 1-1 ② FC1-2 27 BB 1-2 2-3 3-Hf		C CU 77 B CH 87 B CH 80 B FF 96 X FF 94 3-1 ② F7			B SI 89 C SI 89 B CH 82 F SI 89 X FC 86 2-2 ① FC4-6 26 3B 1-2f		B FF 94 B FF 93 C FF 93 X FF 92 2-1 ③ F8	4	1	0	0	1	0	4
27 Placido Polanco, R (1, 5) OBP: 0.364, SLG: 0.391	B FF 94 B FF 95 C FF 94 X SI 94 2-1 ① FC1-4-5 6 26 FC4-6 BB 1-3	B SL 80 B FF 96 B FF 98 B SI 96 4-0 1-2 2-3 3-H BB		B FF 95 X CH 84 1-0 ③ L5			1 SAFE C FC 85 B SI 89 S FC 86 X FC 86 1-2 ② F9			3	0	0	1	1	0	2
26 Chase Utley, L (1, 4) OBP: 0.344, SLG: 0.346	**B SI 96** **1 SAFE** 1 SAFE B SI 94 B SI 94 1 SAFE B FF 93 4-0 6 FC4-6 1-2 BB	B SI 94 X FF 94 1-0 ③ F8			C FF 93 F SI 94 B CH 90 X SL 80 2-2 ① F8		C FF 93 B SL 87 B FF 94 F FF 92 X FF 92 2-2 1-H 3B			3	0	1	1	1	0	3
6 Ryan Howard, L (1, 3) OBP: 0.326, SLG: 0.470	F FF 97 F FF 96 X CH 89 0-2 ② FC4-6 1-2f 2-3		C SI 94 B CH 87 S CH 88 S SI 92 1-3 ① K		B CU 77 B FF 96 F FF 93 B SI 96 S FF 94 S SI 96 3-3 ② K		B SL 88 B SL 87 C SL 86 X SL 86 2-1 ③ L4			4	0	0	0	0	2	3
29 Raul Ibanez, L (1, 7) OBP: 0.292, SLG: 0.412	C CH 88 B CH 88 X SI 97 1-1 ③ G1-3		B CU 75 C SI 93 B CH 88 X CH 87 2-1 51 1B 21 1B 1B		C SI 97 B SI 96 B SL 75 X SI 92 2-1 ③ G4-3			B SL 85 B FF 91 C FF 91 B FF 92 X FF 93 3-1 ① P6		4	0	1	0	0	0	2
51 Carlos Ruiz, R (1, 2) OBP: 0.357, SLG: 0.354		B FF 97 B FF 96 C FF 97 B SI 98 D FF 98 4-1 21 1B 9 BB 8 FC1-2 BB	B SI 93 F SI 95 B FF 93 F FF 95 B SL 80 F FF 98 F FF 98 X FF 98 3-2 21 1B 1-2 1B			C SI 94 B SI 93 B CH 85 C SI 96 B SI 95 F SI 95 X CH 85 3-2 ① G1-3		C FF 93 F FF 93 B SL 88 X FF 90 1-2 ② F9		3	0	1	0	1	0	0
9 Domonic Brown, L (1, 9) OBP: 0.339, SLG: 0.434	B SI 94 B CH 86 B SI 96 C SI 96 B FF 94 4-1 8 21 1B FC1-2 27 BB 1-2 BB	C CH 87 C CH 87 B SI 92 B FF 98 S SL 84 2-3 ② K				B SI 95 S CH 84 S CH 86 X CH 84 1-2 ② F8		B SL 87 F FF 94 C FF 94 B FF 92 F SL 87 S SL 87 2-3 ③ K		3	1	0	0	1	2	2
21 Wilson Valdez, R (1, 6) OBP: 0.295, SLG: 0.312	B FF 96 B FF 96 B SI 95 C FF 93 C FF 96 X FF 98 3-2 27 BB 8 FC1-2 1-2 2-3 1B	X FF 96 0-0 ③ 1-2 2-H 1B				B SI 95 X SI 94 1-0 ③ G6-3			B FF 94 B FF 93 C FF 92 T FF 94 X FF 95 2-2 ① G4-3	4	0	2	0	0	0	0
44 Roy Oswalt, R (1, 1) OBP: 0.188, SLG: 0.133 16 J.C. Romero, S (7, 1) 7 Ross Gload, L (7, PH) OBP: 0.293, SLG: 0.275 40 Michael Stutes, R (8, 1) 57 David Herndon, R (9, 1) 11 Jimmy Rollins, S (9, PH) OBP: 0.338, SLG: 0.362	B FF 98 C FF 96 C FF 97 S FF 97 1-3 ① K			C CH 91 F FF 92 B FF 96 B CU 76 X FF 94 2-2 ① F9			B SI 90 B SI 90 B SI 90 C FF 91 S FF 91 B FF 92 4-2 8 FC4-6 BB		B FF 94 F FF 92 B SL 91 B FF 92 C FF 92 X FF 94 3-2 ② F9	2 0 0 0 0 1	0 0 0 0 0 0	0 0 0 0 0 0	0 0 1 0 0 0	1 0 0 0 0 0	3 0 0 0 0 0	
Inning Stats	R: 0 E: 0 K: 0 S: 7 H: 0 LOB: 2 BB: 2 P: 18	R: 1 E: 0 K: 1 S: 11 H: 1 LOB: 3 BB: 3 P: 29	R: 0 E: 0 K: 2 S: 14 H: 3 LOB: 2 BB: 0 P: 22	R: 0 E: 0 K: 0 S: 6 H: 0 LOB: 0 BB: 0 P: 12	R: 0 E: 0 K: 1 S: 8 H: 0 LOB: 0 BB: 0 P: 15	R: 0 E: 0 K: 0 S: 8 H: 0 LOB: 0 BB: 0 P: 13	R: 1 E: 0 K: 0 S: 13 H: 1 LOB: 1 BB: 1 P: 24	R: 0 E: 0 K: 1 S: 9 H: 0 LOB: 0 BB: 0 P: 15	R: 0 E: 0 K: 0 S: 8 H: 0 LOB: 0 BB: 0 P: 15	1B: 4 2B: 0 3B: 1 HR: 0 SF: 0 SAC: 0 DP: 0 HBP: 0	WP: 0 PB: 0 SB: 1 CS: 0 PA: 37					

PITCHER		IP	WLS	BF	H	R	ER	SO	BB	IBB	HBP	BLK	WP	HR	S	P	ERA	WHIP
41 Rubby De La Rosa, R ERA: 1.8	(1, 1)	5.0	W	23	4	1	1	4	5	0	0	0	0	0	46	96	1.80	1.800
36 Blake Hawksworth, R ERA: 2.79	(6, 1)	1.0	H	3	0	0	0	0	0	0	0	0	0	0	8	13	0.00	0.000
55 Matt Guerrier, R ERA: 3.26	(7, 1)	0.2	H	3	0	1	1	0	1	0	0	0	0	0	8	15	13.50	1.500
57 Scott Elbert, L ERA:	(7, 1)	1.1	H	5	1	0	0	1	0	0	0	0	0	0	14	24	0.00	0.750
54 Javy Guerra, R ERA: 2.89	(9, 1)	1.0		3	0	0	0	0	0	0	0	0	0	0	8	15	0.00	0.000

PITCHER	IP	WLS	BF	H	R	ER	SO	BB	IBB	HBP	BLK	WP	HR	S	P	ERA	WHIP

AB	31
R	2
H	5
RBI	2
BB	6
SO	5
LOB	19

Batter	1	2	3	4	5	6	7	8	9	AB	R	H	RBI	BB	SO	LOB
9 Dee Strange-Gordon, L (1, 6) OBP: 0.375, SLG: 0.375	B FF 92 C FF 92 X FF 89 1-1 ① F7		B FC 88 B CH 84 X FF 91 2-0 ③ F8			L FF 91 M CH 85 F CH 85 S FF 93 0-3 ② K		B FF 90 B FF 91 B FF 92 X FF 91 3-0 ② F7		3	0	0	0	0	1	0
7 James Loney, L (8, PH) OBP: 0.292, SLG: 0.310 (8, 3)										1	0	0	0	0	0	1
23 Casey Blake, R (1, 3) OBP: 0.369, SLG: 0.427	C CH 83 C FF 90 B FF 94 F FF 93 B FF 90 S CH 84 2-3 ② K			C FC 88 F CU 77 B CH 84 S FF 90 1-3 ① K		X FF 93 0-0 ③ P3		C FF 92 X CH 83 0-1 E6 1-3 1B		4	0	1	0	0	2	0
52 Josh Lindblom, R (8, 1)										0	0	0	0	0	0	0
16 Andre Ethier, L (1, 9) OBP: 0.409, SLG: 0.464	C CU 77 X FF 92 0-1 1B			B FF 92 C FF 93 B FF 94 B FF 90 X FF 93 3-1 ② G3			B CH 81 X FF 92 1-0 27 1B 2B	B FC 87 C FF 88 B FF 93 F CH 84 B CU 78 F FF 93 X FF 94 3-2 ③ G3-1		4	0	2	0	0	0	2
27 Matt Kemp, R (1, 8) OBP: 0.402, SLG: 0.595	B FF 92 B FF 93 C FF 93 S CH 86 S CH 84 2-3 ③ K			F FC 89 B FF 93 S FF 93 B FF 90 X FF 94 2-2 ③ G6-3			B FC 87 B FF 92 X FF 91 2-0 2-3 1B		B CH 83 C FF 95 B CH 84 B FF 95 C FF 95 X FF 93 3-2 5 G4-3 1B	4	0	2	0	0	1	1
5 Juan Uribe, R (1, 5) OBP: 0.290, SLG: 0.333		F FC 87 S FF 92 X FF 93 0-2 ① P3			B FC 87 B CH 82 F FC 88 C FC 76 F FF 93 S CH 83 2-3 ① K		X CH 83 0-0 ① P4		C FF 94 X FF 94 0-1 ①② G4-3 1-2f	4	0	0	0	0	1	3
33 Marcus Thames, R (1, 7) OBP: 0.182, SLG: 0.333		C FC 88 S FC 90 F FF 92 B CH 85 B FC 90 X FF 93 2-2 ② G5-3			X CH 83 0-0 ② G6-3		1 SAFE 1 SAFE B FC 88 F FF 93 F CU 76 F CH 83 1 SAFE S CH 82 1-3 ② K		B FF 96 B FF 91 C FF 94 F FF 94 F CH 84 B CH 83 F FF 94 X FF 95 3-2 ③ F8	3	0	0	0	0	1	2
30 Dioner Navarro, S (9, PH) OBP: 0.246, SLG: 0.279										1	0	0	0	0	0	0
28 Rod Barajas, R (1, 2) OBP: 0.249, SLG: 0.370		C FC 87 F FF 93 F FC 89 S CU 77 0-3 ③ K			C CU 76 B FF 93 B FC 89 S CH 85 F CU 78 X CH 84 2-2 1B		B FF 92 B FF 93 S CU 77 X CH 83 2-1 ③ P6			3	0	1	0	0	1	2
14 Jamey Carroll, R (1, 4) OBP: 0.368, SLG: 0.364		C FF 90 C CU 75 S CH 84 0-3 ① K			B CH 84 X FF 93 1-0 ③ P3			C FF 89 C FC 86 X FF 90 0-2 ① F9		3	0	0	0	0	1	1
(8, 6)																
18 Hiroki Kuroda, R (1, 1) OBP: 0.161, SLG: 0.071		B FF 92 C FF 92 F FC 88 X CH 84 1-2 ② G1				C FF 90 B FF 89 S CH 83 B CH 84 S CH 84 2-3 ① K		S CH 82 B CU 74 C CU 74 X FC 88 1-2 23 E 23 1B 1B		2	0	0	0	0	1	0
66 Mike MacDougal, S (6, 1)										0	0	0	0	0	0	0
55 Matt Guerrier, R (7, 1)										0	0	0	0	0	0	0
6 Aaron Miles, S (8, PH) OBP: 0.297, SLG: 0.327										1	0	1	0	0	0	0
(8, 4)																
Inning Stats	R: 0 E: 0 K: 2 S: 11 H: 1 LOB: 1 BB: 0 P: 16	R: 0 E: 0 K: 1 S: 11 H: 0 LOB: 0 BB: 0 P: 13	R: 0 E: 0 K: 1 S: 7 H: 0 LOB: 0 BB: 0 P: 10	R: 0 E: 0 K: 1 S: 8 H: 0 LOB: 0 BB: 0 P: 14	R: 0 E: 0 K: 1 S: 10 H: 1 LOB: 1 BB: 0 P: 15	R: 0 E: 0 K: 2 S: 8 H: 0 LOB: 0 BB: 0 P: 10	R: 0 E: 0 K: 1 S: 9 H: 2 LOB: 2 BB: 0 P: 15	R: 0 E: 1 K: 0 S: 13 H: 2 LOB: 2 BB: 0 P: 20	R: 0 E: 0 K: 0 S: 10 H: 1 LOB: 0 BB: 0 P: 16	1B: 6 2B: 1 3B: 0 HR: 0 SF: 0 SAC: 0 DP: 1 HBP: 0						

PITCHER		IP	WLS	BF	H	R	ER	SO	BB	IBB	HBP	BLK	WP	HR	S	P	ERA	WHIP
35 Cole Hamels, L ERA: 2.58	(1, 1)	8.0	W	30	6	0	0	9	0	0	0	0	0	0	77	113	0.00	0.750
46 Ryan Madson, R ERA: 2.0	(9, 1)	1.0	S	3	1	0	0	0	0	0	0	0	0	0	10	16	0.00	1.000

PITCHER	IP	WLS	BF	H	R	ER	SO	BB	IBB	HBP	BLK	WP	HR	S	P	ERA	WHIP

TOP

Los Angeles Dodgers @ Philadelphia Phillies

Citizens Bank Park, Philadelphia, PA

Wed Jun 08 2011, 7:08 PM - 9:50 PM EDT

Att. 44,751 - Clear - 95 F

livebaseballscorecards.com

AB	33
R	0
H	7
RBI	0
BB	0
SO	9
LOB	12

WP: 0	PA: 33
PB: 0	
SB: 0	
CS: 0	

Batter	1	2	3	4	5	6	7	8	9	AB	R	H	RBI	BB	SO	LOB
8 Shane Victorino, S (1, 8) OBP: 0.340, SLG: 0.472	B SI 91 B SI 90 F FS 88 X SI 91 2-1 L9 ①		C CU 81 F FS 86 B FF 91 S FS 88 1-3 K ③		D SI 94 B FF 93 C SI 93 B SI 91 I 4-1 1-2 IBB		B CU 75 S FC 85 F FF 92 B FC 86 X FC 86 2-2 9 FC4 3B			3	1	1	0	1	1	0
9 Domonic Brown, L (1, 9) OBP: 0.317, SLG: 0.404	C FF 92 F FS 86 F FF 94 X SL 85 0-2 L9 ②			B FF 92 X SI 91 1-0 G6-3 ①	B SI 94 T FF 92 B FF 93 F SI 93 D FS 88 X FF 94 3-2 F9 ③		X FC 86 0-0 FC4 27 G4-3 27 S 3-H			4	0	0	1	0	0	3
27 Placido Polanco, R (1, 5) OBP: 0.362, SLG: 0.388	B FF 91 C SI 92 B FF 94 B SI 91 F SI 91 X SI 92 3-2 L9 ③			B SL 84 B SI 92 C SI 93 X SI 91 2-1 6 WP 1B	C SL 83 F SL 83 S FS 85 0-3 K ①	1 SAFE B FF 91 C FC 86 C CU 77 X CU 79 1-2 G4-3 ② 1-3				4	0	1	0	0	1	1
6 Ryan Howard, L (1, 3) OBP: 0.325, SLG: 0.479		F CU 76 F SI 92 B FS 87 S FS 88 1-3 K ①		B SI 93 B FF 92 B SI 93 F FF 91 1 SAFE F SI 92 F FS 88 S FS 87 3-3 K ② 1-2		X FF 91 0-0 HR	F SI 92 X FF 90 0-1 F9 ③			4	1	1	1	0	2	2
29 Raul Ibanez, L (1, 7) OBP: 0.292, SLG: 0.414		B SI 93 B SI 92 F SI 92 X FF 91 2-1 P6 ②		B FS 87 X SI 93 1-0 F7 ③		X SI 93 0-0 2B		B FF 89 C SL 84 F SI 91 C FF 91 1-3 K ①		4	0	1	0	0	1	1
51 Carlos Ruiz, R (1, 2) OBP: 0.361, SLG: 0.348		C SI 93 B FF 93 F FF 91 B FS 87 B FS 86 B SI 91 4-2 BB			C FF 92 B FF 92 C SL 83 B SL 84 X SI 91 2-2 P3 ①	B SI 97 B SI 97 B SI 95 B SI 94 4-0 BB		C SL 85 B FF 92 F FF 90 X CU 72 1-2 G6-3 ②		2	0	0	0	2	0	0
21 Wilson Valdez, R (1, 6) OBP: 0.287, SLG: 0.303		C FS 84 F SI 92 B FF 94 C FF 92 1-3 K ③			S FF 93 S SI 93 F SL 86 B SI 92 X FF 94 1-2 G1-3 ②	C SI 96 B SI 98 C SI 98 S SI 96 1-3 K ②		X FF 91 0-0 F9 ③		4	0	0	0	0	2	3
7 Michael Martinez, S (1, 4) OBP: 0.214, SLG: 0.245			C SI 90 B FS 87 F SI 92 F FS 87 S FS 88 1-3 K ①		F CU 81 X FF 92 0-1 3B	B SI 96 C SI 96 X SI 98 1-1 G1-3 ③				3	0	1	0	0	1	2
35 Cole Hamels, L (1, 1) OBP: 0.290, SLG: 0.333 46 Ryan Madson, L (9, 1)			C FF 93 C FF 92 S FS 87 0-3 K ②		D FS 88 C FF 93 F SI 93 B FF 94 D FS 87 B FF 93 4-2 8 WP BB		F FF 90 C FC 85 F CU 77 C FC 85 0-3 K ①			2 0	0 0	0 0	0 0	1 0	2 0	0 0
Inning Stats	R: 0 E: 0 K: 0 S: 9 H: 0 LOB: 0 BB: 0 P: 14	R: 0 E: 0 K: 2 S: 10 H: 0 LOB: 1 BB: 1 P: 18	R: 0 E: 0 K: 3 S: 10 H: 0 LOB: 0 BB: 0 P: 12	R: 0 E: 0 K: 1 S: 8 H: 1 LOB: 1 BB: 0 P: 15	R: 0 E: 0 K: 0 S: 15 H: 1 LOB: 3 BB: 2 P: 29	R: 1 E: 0 K: 2 S: 10 H: 2 LOB: 2 BB: 1 P: 16	R: 1 E: 0 K: 1 S: 13 H: 1 LOB: 1 BB: 0 P: 16	R: 0 E: 0 K: 1 S: 7 H: 0 LOB: 0 BB: 0 P: 9		1B: 1 2B: 1 3B: 2 HR: 1 SF: 0 SAC: 0 DP: 0 HBP: 0				WP: 2 PB: 0 SB: 1 CS: 0 PA: 34		

PITCHER		IP	WLS	BF	H	R	ER	SO	BB	IBB	HBP	BLK	WP	HR	S	P	ERA	WHIP
18 Hiroki Kuroda, R ERA: 3.35	(1, 1)	5.1	L	23	4	1	1	7	2	1	0	0	2	1	57	93	1.69	1.125
66 Mike MacDougal, R ERA: 2.14	(6, 1)	0.2		3	0	0	0	1	1	0	0	0	0	0	5	11	0.00	1.500
55 Matt Guerrier, R ERA: 3.45	(7, 1)	1.0		5	1	1	1	1	0	0	0	0	0	0	13	16	9.00	1.000
52 Josh Lindblom, R ERA:	(8, 1)	1.0		3	0	0	0	1	0	0	0	0	0	0	7	9	0.00	0.000

PITCHER	IP	WLS	BF	H	R	ER	SO	BB	IBB	HBP	BLK	WP	HR	S	P	ERA	WHIP

BOTTOM

Los Angeles Dodgers @ Philadelphia Phillies
Citizens Bank Park, Philadelphia, PA
Wed Jun 08 2011, 7:08 PM - 9:50 PM EDT
Att. 44,751 - Clear - 95 F

livebaseballscorecards.com

AB	30
R	2
H	5
RBI	2
BB	4
SO	10
LOB	12

Batter	1	2	3	4	5	6	7	8	9	10	11	AB	R	H	RBI	BB	SO	LOB
1 Kosuke Fukudome, L (1, 9) OBP: 0.415, SLG: 0.395	C SI 88 B FF 88 F FF 89 B SI 90 F SI 90 X SI 90 2-2 ① F8		C CH 82 B FC 87 B SI 91 S FC 87 X FC 89 2-2 ③ G4-3			B SI 93 C SI 88 B SI 88 B SI 92 X SI 93 3-1 ② L8		C SL 82 C SL 84 X SL 84 0-2 ① G4-3	I IN 56 I I IN 59 2 SAFE I IN 62 4-0 IBB		B CH 83 C CH 84 C SI 93 S SI 94 1-3 ② K	5	0	0	0	1	1	2
15 Darwin Barney, R (1, 4) OBP: 0.322, SLG: 0.366	B SI 89 B SI 89 C SI 89 C SI 90 C SI 88 2-3 ② K			C SI 90 F SI 91 X SI 93 0-2 ① L9		B CU 78 C SI 94 H CU 76 2-1 13 S 13 1B HBP		C FF 92 X SI 93 0-1 ② G6-3	X FF 94 0-0 ③ G6-3		C SI 93 F SI 93 F SI 94 F CH 85 B SI 94 D CH 85 X SI 94 2-2 E5 2-H	5	1	0	0	0	1	2
13 Starlin Castro, R (1, 6) OBP: 0.327, SLG: 0.409	C SI 90 X SI 89 0-1 ③ F8			B SI 93 F FF 88 B CU 78 B SI 94 B SI 92 4-1 16 S BB		B SI 93 B SI 92 B SI 93 C SI 92 X SI 93 3-1 1-H 1B		B SL 87 F SI 93 F SL 89 B SI 94 X FS 80 2-2 22 2B 2B		C SL 82 F SI 93 B SI 93 F SI 94 F SL 83 X SI 93 1-2 ① F9	B SI 93 1 SAFE X CH 84 1-0 ③ G5-3	5	1	2	1	1	0	1
22 Carlos Pena, L (1, 3) OBP: 0.359, SLG: 0.394		B CH 79 X SI 88 1-0 ① G3-1		X SI 94 0-0 ② F7		F SI 89 X SI 90 0-1 ③ P2		S SL 88 F SI 93 X FF 94 0-2 2-H 2B		B SI 92 B SL 82 B SL 82 C SL 82 S SI 93 X SI 94 3-2 9 FC4 16 1B 1B		5	0	2	1	0	0	2
16 Aramis Ramirez, R (1, 5) OBP: 0.343, SLG: 0.408		F SI 88 F SI 90 F CH 84 F SI 91 B SI 90 F SI 90 F CH 82 X SI 90 1-2 ② 1B		C SI 95 B SI 93 X SI 93 1-1 ③ G6-3 1-2			B FF 92 S SL 83 S FF 93 C FF 94 1-3 ① K	B SL 87 X SI 93 1-0 ③ G6-3		B SI 93 F SI 93 S CH 83 X SL 85 1-2 9 FC4 1B 1-2	5	0	2	0	0	1	2
9 Blake DeWitt, L (1, 7) OBP: 0.299, SLG: 0.419		C SI 90 B CH 84 B FC 89 B SI 90 X SI 90 3-1 ③ F7			C SI 92 B SI 92 B CU 76 X SI 93 2-1 ① F8		B FF 92 C FF 93 B FF 94 S SL 83 F SL 83 X FF 94 2-2 ② G3-1		C FF 93 X FC 92 0-1 ① G4-3	C SI 92 X CH 84 0-1 ② FC4 1-2f 2-3		5	0	0	0	0	0	2
18 Geovany Soto, R (1, 2) OBP: 0.312, SLG: 0.390			C SI 88 T CH 82 F SI 90 C FC 87 0-3 ① K		C SI 94 B CU 78 C CU 78 S CU 78 1-3 ② K		B SL 82 F SL 82 C FF 95 F SL 81 X SL 81 1-2 2B		B CH 84 B FF 95 X FF 94 2-0 HR	B SI 93 F SI 94 B SI 93 S CH 85 C SI 94 2-3 ③ K		5	1	2	1	0	3	2
21 Tyler Colvin, L (1, 8) OBP: 0.183, SLG: 0.224			B SI 89 X FC 87 1-0 ② G4-3		S CU 78 X CU 79 0-1 ③ F8		C FF 94 B FF 94 B SL 83 C FF 94 B SL 82 F SL 81 B FF 95 4-2 BB		F FF 94 X FC 91 0-1 2B		B SL 83 F SI 91 X SI 92 1-1 46 PB 15 E 1B	4	1	2	0	1	0	0
36 Randy Wells, R (1, 1) SHF: 0 HLD: 0 SVO: 0 50 Rodrigo Lopez, R (0, 1) 1 Tony Campana, L (0, PH) SHF: 0 HLD: 0 SVO: 0 40 James Russell, L (0, 1) SHF: 0 HLD: 0 SVO: 0 56 Brad Snyder, L (1, PH) SHF: 0 HLD: 0 SVO: 0 39 Luis Montanez, R (1, PH) SHF: 0 HLD: 0 SVO: 0 43 John Grabow, L (1, 1) 33 DJ LeMahieu, R (0, PH) SHF: 0 HLD: 0 SVO: 0 45 Sean Marshall, L (0, 1) 46 Ryan Dempster, R (11, PH) SHF: 0 HLD: 0 SVO: 0 49 Carlos Marmol, R (11, 1)			C SI 90 C FC 86 B FC 88 F SI 91 X FC 86 1-2 1B		F SI 91 C CU 76 B FF 92 B CU 76 B SI 92 X SI 92 3-2 ① G3-1	C FF 92 B SL 85 S FF 94 F FF 93 D SL 84 B SL 86 X FF 93 3-2 ③ P5		D FF 93 F FC 91 F FF 94 F FF 95 F CH 86 B FF 96 S CH 84 2-3 ② K		B SL 84 M SI 92 2 SAFE M SI 92 L SL 85 1-3 ① K 1-2	1 0 1 0 0 0 0 0 0 0 0 0 0 0 1 0 0 0 0 0 0 0 0 0 0 0 0 0 0 0 0 0 0 0 0 1 0 0 0 0 0 2 0 0 0 0 0 0 0 1 0 0 0 0 1 1 0 0 0 0 0 0 0 1 0 0 0 0 1 1 0 0 0 0 0 0 0						
Inning Stats	R: 0 H: 0 E: 0 LOB: 0 K: 1 BB: 0 S: 9 P: 13	R: 0 H: 1 E: 0 LOB: 0 K: 0 BB: 0 S: 10 P: 15	R: 0 H: 1 E: 0 LOB: 1 K: 1 BB: 0 S: 12 P: 16	R: 0 H: 0 E: 0 LOB: 1 K: 0 BB: 1 S: 7 P: 12	R: 0 H: 0 E: 0 LOB: 0 K: 1 BB: 0 S: 7 P: 10	R: 1 H: 1 E: 0 LOB: 1 K: 0 BB: 0 S: 10 P: 21	R: 0 H: 1 E: 0 LOB: 2 K: 1 BB: 1 S: 18 P: 29	R: 1 H: 2 E: 0 LOB: 1 K: 0 BB: 0 S: 12 P: 15	R: 1 H: 2 E: 0 LOB: 2 K: 1 BB: 1 S: 11 P: 19	R: 0 H: 2 E: 0 LOB: 2 K: 1 BB: 0 S: 16 P: 23	R: 1 H: 1 E: 1 LOB: 1 K: 2 BB: 0 S: 14 P: 20	1B: 6 SF: 0 2B: 4 SAC: 0 3B: 0 DP: 0 HR: 1 HBP: 1						

PITCHER		IP	WLS	BF	H	R	ER	SO	BB	IBB	HBP	BLK	WP	HR	S	P	ERA	WHIP
38 Kyle Kendrick, R ERA: 3.47	(1, 1)	3.0		10	2	0	0	2	0	0	0	0	0	0	31	44	0.00	0.667
55 Danys Baez, R ERA: 4.11	(4, 1)	2.2		11	1	1	1	1	1	0	1	0	0	0	22	41	3.38	0.750
16 J.C. Romero, L ERA: 3.52	(6, 1)	0.1	H	1	0	0	0	0	0	0	0	0	0	0	2	2	0.00	0.000
40 Michael Stutes, R ERA: 2.76	(7, 1)	0.2	H	4	1	0	0	1	1	0	0	0	0	0	14	22	0.00	3.000
37 Antonio Bastardo, L ERA: 1.14	(7, 1)	0.2	H	2	0	0	0	0	0	0	0	0	0	0	7	10	0.00	0.000

PITCHER		IP	WLS	BF	H	R	ER	SO	BB	IBB	HBP	BLK	WP	HR	S	P	ERA	WHIP
52 Jose Contreras, R ERA: 1.46	(8, 1)	0.2	H	4	2	1	1	0	0	0	0	0	0	0	9	12	13.50	3.000
46 Ryan Madson, R ERA: 2.25	(9, 1)	1.0	B	6	2	1	1	1	0	1	0	0	0	1	11	19	9.00	2.000
57 David Herndon, R ERA: 5.3	(10, 1)	2.0	L	10	3	1	0	3	0	0	0	0	0	0	30	43	0.00	1.500

TOP

Chicago Cubs @ Philadelphia Phillies

Citizens Bank Park, Philadelphia, PA

Thu Jun 09 2011, 7:09 PM - 12:29 AM EDT

Att. 44,906 - Partly Cloudy - 93 F

livebaseballscorecards.com

AB	44
R	4
H	11
RBI	3
BB	3
SO	8
LOB	17

1B: 6 SF: 0 PA: 48
2B: 4 SAC: 0
3B: 0 DP: 0
HR: 1 HBP: 1

WP: 0
PB: 1
SB: 2
CS: 0

Batter	1	2	3	4	5	6	7	8	9	10	11	AB	R	H	RBI	BB	SO	LOB
11 Jimmy Rollins, S (1, 6) OBP: 0.335, SLG: 0.370	C CH 83 B CH 84 B CH 79 F CH 79 S CH 80 2-3 K ①	B CH 79 B SI 86 B SI 86 C SI 87 C FF 87 X SI 86 3-2 1-H 2-H HR		B SL 81 C SI 88 X SI 83 1-1 G3 ②			B FF 88 X FF 88 1-0 L7 ①		C CU 78 C CU 78 X FF 92 0-2 L1 ②		X SL 86 0-0 F9 ①	6	1	1	3	0	1	1
27 Placido Polanco, R (1, 5) OBP: 0.358, SLG: 0.383	C CH 84 X SL 84 0-1 E1 26 1B	X CH 84 0-0 F9 ③		B FF 88 X SI 89 1-0 1B			B FF 88 C FF 89 C CH 81 B CH 81 X FF 88 2-2 G5-3 ②		B SI 92 B SL 87 C SL 85 C SL 87 F CU 78 S CU 79 2-3 K ③		F FF 93 1 SAFE F FF 93 B SL 85 B SL 84 X SL 83 2-2 F9 ②	6	0	1	0	0	1	1
26 Chase Utley, L (1, 4) OBP: 0.343, SLG: 0.333	C CH 84 F CH 83 D CH 78 1 SAFE F FC 84 B CH 78 F CH 79 X SI 86 2-2 1-2 1B		B SI 86 F SL 82 F CH 80 X FC 86 1-2 L9 ①	C SI 89 1 SAFE B SI 85 F SI 86 F SL 82 X FF 91 1-2 G4-3 ③			B FF 89 S SL 83 B SL 84 B SL 84 B SL 83 4-1 6 BLK BB			C CU 77 B CU 78 C CU 76 F CU 78 C CU 78 1-3 K ①	F FF 92 C SL 83 X SL 75 0-2 F7 ③	5	0	1	0	1	1	2
6 Ryan Howard, L (1, 3) OBP: 0.326, SLG: 0.473	B SI 87 D CH 80 S CH 79 X CH 78 2-1 F7 ②		B SI 85 B CH 80 B CH 81 B SI 89 4-0 9 BB 8 1B BB	X FF 88 0-0 G4-3 ①			B SL 82 F FF 89 B CH 81 B SL 84 B SL 84 4-1 1-2 BB			C FF 91 B SL 85 S CU 78 S CU 78 1-3 K ②		3	0	0	0	2	1	2
8 Shane Victorino, S (1, 8) OBP: 0.342, SLG: 0.467	C CH 78 D CH 79 X FC 86 1-1 F7 ③		B SI 88 C SI 88 F SI 85 X CH 84 1-2 9 BB 1-2 1B	C FF 88 F SI 88 B SI 88 X SI 84 1-2 G3-1 ②			B FF 89 B CH 81 C CH 82 F CH 82 S CH 83 2-3 K2-3 ③			C FF 92 B SI 92 B SI 92 B SL 86 B FF 91 4-1 29 1B BB		4	0	1	0	1	1	4
29 Raul Ibanez, L (1, 7) OBP: 0.294, SLG: 0.413		C FC 84 X SI 85 0-1 4 BB 11 HR 1B	C FF 89 C SL 81 F FF 88 B SI 86 B SL 83 X SI 84 2-2 F8 ②	B SL 81 X SL 79 1-0 F7 ③				S SL 82 F SL 80 B SL 80 X CH 80 1-2 G3-1 ①		1 SAFE F SL 86 B CU 77 X CU 77 1-1 9 IBB 1-3 1B		5	1	2	0	0	0	2
9 Domonic Brown, L (1, 9) OBP: 0.324, SLG: 0.383		B SI 85 D CH 80 X CH 79 2-0 P4 ①	B SL 82 F SI 88 S SI 84 B CH 84 F SI 91 F SI 84 B SI 91 B SL 82 4-2 1-2 2-3 BB			C FF 89 B SL 81 S SL 80 S SL 81 1-3 K ①		B FF 86 B SL 81 B SL 81 X FF 88 3-0 F8 ②		I IN 66 I IN 68 I IN 65 I IN 65 4-0 1-2 IBB		3	0	0	0	2	1	1
4 Dane Sardinha, R (1, 2) 10 Ben Francisco, R (8, PH) OBP: 0.335, SLG: 0.377 46 Ryan Madson, L (9, 1) 57 David Herndon, R (10, 1)	F FC 86 S CU 77 B SL 77 F CU 79 D CH 82 D CH 79 B CU 77 4-2 1-2 11 HR BB	S SL 82 B SL 82 F SI 90 B SI 90 B SL 83 X SI 90 3-2 G5-3 ③		C FF 89 X FF 89 0-1 F7 ②			C CH 80 F CH 80 B SL 82 X SL 82 1-2 F8 ③			B SL 86 C SL 84 C CU 77 S CU 76 1-3 K ③		2	1	0	0	1	0	3
												1	0	0	0	0	0	0
												0	0	0	0	0	0	0
												1	0	0	0	0	1	3
38 Kyle Kendrick, R (1, 1) OBP: 0.167, SLG: 0.167 55 Danys Baez, R (4, 1) 16 J.C. Romero, S (6, 1) 7 Michael Martinez, S (6, PH) OBP: 0.211, SLG: 0.241 40 Michael Stutes, R (7, 1) 37 Antonio Bastardo, R (7, 1) 52 Jose Contreras, R (8, 1) 51 Carlos Ruiz, R (9, 2) OBP: 0.363, SLG: 0.351	B CH 85 M CH 83 L CH 84 B SL 79 D CH 80 L CH 84 3-3 K ②			C FF 86 C SI 87 B FF 88 X FF 89 1-2 F8 ①		X FF 90 0-0 F8 ③			B SL 86 C SL 86 X CU 79 1-1 G6-3 ①		F FF 93 C SL 89 X SL 84 0-2 1B	1 1 0 1 0 0 0 2	0 0 0 0 0 0 0 0	0 0 0 0 0 0 0 1	0 0 0 0 0 0 0 0	1 0 0 0 0 0 0 0	2 0 0 0 0 0 0 0
Inning Stats	R: 0 H: 1 E: 1 LOB: 2 K: 1 BB: 0 S: 14 P: 21	R: 3 H: 2 E: 0 LOB: 0 K: 1 BB: 1 S: 13 P: 25	R: 0 H: 1 E: 0 LOB: 3 K: 0 BB: 2 S: 17 P: 32	R: 0 H: 1 E: 0 LOB: 1 K: 0 BB: 0 S: 10 P: 14	R: 0 H: 0 E: 0 LOB: 0 K: 0 BB: 0 S: 5 P: 7	R: 0 H: 0 E: 0 LOB: 0 K: 1 BB: 0 S: 6 P: 7	R: 0 H: 0 E: 0 LOB: 2 K: 1 BB: 2 S: 9 P: 22	R: 0 H: 0 E: 0 LOB: 0 K: 0 BB: 0 S: 7 P: 12	R: 0 H: 0 E: 0 LOB: 0 K: 1 BB: 0 S: 9 P: 12	R: 0 H: 1 E: 0 LOB: 3 K: 3 BB: 2 S: 13 P: 25	R: 0 H: 1 E: 0 LOB: 1 K: 0 BB: 0 S: 10 P: 12	1B: 6 SF: 0 2B: 0 SAC: 0 3B: 0 DP: 0 HR: 1 HBP: 0						

PITCHER		IP	WLS	BF	H	R	ER	SO	BB	IBB	HBP	BLK	WP	HR	S	P	ERA	WHIP
36 Randy Wells, R ERA: 6.5	(1, 1)	2.1		12	3	3	3	2	1	0	0	0	0	1	30	50	11.57	1.714
50 Rodrigo Lopez, R ERA: 6.3	(3, 1)	2.2		12	2	0	0	0	2	0	0	0	0	0	29	49	0.00	1.500
40 James Russell, L ERA: 5.5	(6, 1)	1.0		3	0	0	0	1	0	0	0	0	0	0	6	7	0.00	0.000
43 John Grabow, L ERA: 4.67	(7, 1)	2.0		8	0	0	0	1	2	0	0	1	0	0	16	34	0.00	1.000
45 Sean Marshall, L ERA: 0.95	(9, 1)	2.0	W	9	1	0	0	4	1	1	0	0	0	0	22	37	0.00	1.000

PITCHER		IP	WLS	BF	H	R	ER	SO	BB	IBB	HBP	BLK	WP	HR	S	P	ERA	WHIP
49 Carlos Marmol, R ERA: 3.1	(11, 1)	1.0	S	4	1	0	0	0	0	0	0	0	0	0	10	12	0.00	1.000

BOTTOM

Chicago Cubs @ Philadelphia Phillies

Citizens Bank Park, Philadelphia, PA

Thu Jun 09 2011, 7:09 PM - 12:29 AM EDT

Att. 44,906 - Partly Cloudy - 93 F

livebaseballscorecards.com

AB	41
R	3
H	7
RBI	3
BB	7
SO	8
LOB	21

WP: 0 PA: 48
PB: 0
SB: 0
CS: 0

Batter	1	2	3	4	5	6	7	8	9	AB	R	H	RBI	BB	SO	LOB
1 Kosuke Fukudome, L (1, 9) OBP: 0.420, SLG: 0.398	B FC 91 B FC 91 C FC 92 B SI 93 F FC 92 X FC 92 3-2 1B		1 SAFE B FC 92 B CH 84 C SI 92 C CU 78 F SI 93 X FC 92 2-2 1-3 1B		B SI 92 B SI 92 C FC 90 F FC 90 S FC 91 2-3 ② K			X FF 95 B FF 93 15 FC5-4 BB X FF 95 0-0 ② F7		4	0	2	0	1	1	3
15 Darwin Barney, R (1, 4) OBP: 0.320, SLG: 0.360	B SI 93 F FC 92 F SI 92 T CH 84 1-2 ① K		F CH 84 S FC 93 B FC 92 F SI 94 F CU 78 F FC 92 S FC 93 1-3 ② K		F FC 91 X FC 91 0-1 ③ F9			C SI 92 F SI 91 X FS 79 0-2 ① FC5-4 13 2B 16 1B 1-2f	B FF 92 B FF 93 C FF 93 B FF 94 B FF 93 4-1 13 K2-4 BB	4	1	0	0	1	2	5
13 Starlin Castro, R (1, 6) OBP: 0.328, SLG: 0.413	X SI 92 0-0 ② P3		B CH 83 X FC 92 1-0 ③ F8			C SI 89 F SI 90 X FC 89 0-2 22 FC4-6 1B		C SI 92 S FS 80 X FS 80 0-2 16 1B 1-3 2B	D SL 84 1 SAFE C FF 94 1 SAFE C FF 94 F FF 95 S SL 82 1-3 ①② K2-4 1-2f	5	1	2	0	0	1	4
22 Carlos Pena, L (1, 3) OBP: 0.355, SLG: 0.386	F FC 92 C SI 94 C FC 92 0-3 ③ K			B CU 73 C CU 74 F FC 90 X CH 82 1-2 ① G4-3		B FC 90 F FC 91 F FC 91 B FC 92 X CU 78 2-2 ① FC4-6 16 FC5-4 1-2f		S SL 86 D SI 93 F SI 92 B FS 78 F FF 94 F SL 87 B FS 79 F SL 88 F FF 93 4-2 B FF 94 16 1B 18 1B BB	S FF 92 C FF 92 S SL 85 0-3 ③ K	4	1	0	0	1	2	2
16 Aramis Ramirez, R (1, 5) OBP: 0.342, SLG: 0.405		S FC 91 S FC 91 X FC 92 0-2 ① F9		X SI 92 0-0 ② F8		S FC 92 F FC 91 B CH 84 X SI 91 1-2 ② FC5-4 1-2f		F SL 88 F SI 93 B SI 94 F FS 81 F SI 94 X SI 94 1-2 18 1B 9 BB 39 1B 1-3 2-H 3-H 1B		4	1	1	2	0	0	1
9 Blake DeWitt, L (1, 7) OBP: 0.308, SLG: 0.438		C FC 91 C CH 84 C FC 92 0-3 ② K		B CU 78 C FC 90 F FC 90 B FC 91 X SI 93 2-2 3B		B FC 91 F FC 92 X FC 91 1-1 ③ G3		B SI 90 B SI 89 B SI 87 B SI 87 4-0 18 1B 39 1B 1-2 BB		3	1	1	0	1	1	1
18 Geovany Soto, R (1, 2) OBP: 0.310, SLG: 0.386		B FC 92 C FC 92 B SI 93 C CH 84 S CU 78 2-3 ③ K		B CH 84 B SI 91 X FC 91 2-0 ③ F8			B SI 92 B FC 91 C FC 91 S CH 84 B CH 84 S CH 83 3-3 ① K	C SI 89 B SI 78 D SL 78 B SL 75 F SI 90 X SI 89 3-2 39 1B 1-2 2-3 3-H 1B		4	0	1	1	0	2	1
21 Tyler Colvin, L (1, 8) OBP: 0.188, SLG: 0.227 39 Luis Montanez, R (8, PH) OBP: 0.350, SLG: 0.421 (8, 8)			B CH 84 B SI 91 B FC 92 C FC 92 X FC 91 3-1 1 1B 1 PB 1B		C FC 90 B CU 76 X CU 76 1-1 ① F9		X SI 92 0-0 ② G5-3	B SI 88 S CH 77 F FF 89 X SI 90 1-2 1-2 2-H 3-H 1B		3 1	0 0	1 1	0 2	0 0	0 0	0 0
38 Carlos Zambrano, S (1, 1) OBP: 0.344, SLG: 0.484 40 James Russell, L (7, 1) OBP: 0.125, SLG: 0.125 33 DJ LeMahieu, R (8, PH) OBP: 0.125, SLG: 0.125 56 Brad Snyder, L (8, PH) OBP: 0.111, SLG: 0.111 29 Jeff Samardzija, R (8, 1)			B CH 82 C FC 92 L CH 84 B FC 92 B FC 93 F FC 92 S CH 84 3-3 ① K		F FC 90 X FC 90 0-1 1B		C SI 92 B CH 83 B SI 92 F SI 92 F FC 92 S CU 78 2-3 ③ K	B FF 94 C FF 94 F SL 83 C FF 95 1-3 ② K		3 0 0 1 0	0 0 0 0 0	1 0 0 0 0	0 0 0 0 0	2 0 0 1 0	1 0 0 2 0
Inning Stats	R: 0 E: 0 K: 2 S: 10 H: 1 LOB: 1 BB: 0 P: 14	R: 0 E: 0 K: 2 S: 9 H: 0 LOB: 0 BB: 0 P: 11	R: 0 E: 0 K: 2 S: 18 H: 2 LOB: 2 BB: 0 P: 28	R: 0 E: 0 K: 0 S: 8 H: 1 LOB: 1 BB: 0 P: 13	R: 0 E: 0 K: 1 S: 9 H: 1 LOB: 1 BB: 0 P: 12	R: 0 E: 0 K: 0 S: 11 H: 1 LOB: 1 BB: 0 P: 15	R: 0 E: 0 K: 2 S: 8 H: 0 LOB: 0 BB: 0 P: 13	R: 5 E: 0 K: 1 S: 29 H: 4 LOB: 2 BB: 3 P: 47	R: 0 E: 0 K: 2 S: 8 H: 0 LOB: 0 BB: 1 P: 13	1B: 8 2B: 2 3B: 1 HR: 0	SF: 0 SAC: 0 DP: 1 HBP: 0					

PITCHER		IP	WLS	BF	H	R	ER	SO	BB	IBB	HBP	BLK	WP	HR	S	P	ERA	WHIP
34 Roy Halladay, R ERA: 2.39	(1, 1)	7.0	W	27	6	0	0	9	0	0	0	0	0	0	73	106	0.00	0.857
52 Jose Contreras, R ERA: 4.26	(8, 1)	0.1		5	2	4	4	0	2	0	0	0	0	0	19	28	108.00	12.000
16 J.C. Romero, L ERA: 4.11	(8, 1)	0.0		3	2	1	1	0	1	0	0	0	0	0	6	14	∞	∞
40 Michael Stutes, R ERA: 2.55	(8, 1)	1.1	H	4	0	0	0	2	1	0	0	0	0	0	9	15	0.00	0.750
37 Antonio Bastardo, L ERA: 1.13	(9, 1)	0.1	S	1	0	0	0	1	0	0	0	0	0	0	3	3	0.00	0.000

PITCHER	IP	WLS	BF	H	R	ER	SO	BB	IBB	HBP	BLK	WP	HR	S	P	ERA	WHIP

TOP

Chicago Cubs @ Philadelphia Phillies

Citizens Bank Park, Philadelphia, PA

Fri Jun 10 2011, 7:08 PM - 10:15 PM EDT

Att. 45,602 - Overcast - 82 F

livebaseballscorecards.com

AB	36
R	5
H	10
RBI	5
BB	4
SO	12
LOB	20

WP: 0	PA: 40					
PB: 1						
SB: 0						
CS: 0						

Batter	1	2	3	4	5	6	7	8	9	AB	R	H	RBI	BB	SO	LOB
11 Jimmy Rollins, S (1, 6) OBP: 0.336, SLG: 0.365	B FS 87 B SI 87 F FS 87 C SI 89 F SL 81 B FS 83 B SL 78 4-2 8 1B 26 FC1-5-2 BB	X SI 91 0-0 ③ F7		C SI 91 B SI 90 F FS 83 B FF 89 T FF 90 2-2 ③ K			B SI 88 B CU 69 B SI 88 C SI 88 B SI 88 4-1 6 BB 8 SH5-4 27 HR BB	C SL 84 B FF 95 S SL 84 C FS 86 1-3 ① K		3	1	0	0	2	2	1
8 Shane Victorino, S (1, 8) OBP: 0.345, SLG: 0.468	F SI 88 1 SAFE X SI 88 0-1 26 FC1-5-2 6 G3 1-3 1B	C SI 87 B SI 90 X SI 90 1-1 ① G6-3	B SI 91 B SI 88 X SI 89 2-0 26 1B				X SI 86 0-0 ① SH5-4 1-2	C FF 96 F SL 86 B FS 85 X FS 86 1-2 ② G4-3		4	1	2	0	0	0	0
26 Chase Utley, L (1, 4) OBP: 0.347, SLG: 0.328	B SI 88 X SI 90 1-0 ① FC1-5-2 6 G3 1-3 3-H	C SI 90 B SI 92 B FS 83 B SI 92 C SI 91 F SL 79 S SL 78 3-3 ② K	C SI 88 1 SAFE 1 SAFE F SI 89 F FS 82 B FF 90 X FS 82 1-2 27 G1-4-3 1-2 1B				I IN 70 I IN 70 I IN 70 I IN 67 4-0 6 BB 27 HR IBB	B SL 85 B SL 84 B SL 84 C FF 95 C FF 96 C FF 96 3-3 ③ K		4	1	1	0	1	2	2
6 Ryan Howard, L (1, 3) OBP: 0.329, SLG: 0.469	F SI 92 X FS 85 0-1 ② G3 2-3 3-H	B SI 92 F FS 84 B FS 84 S FS 82 B FF 93 B SI 91 4-2 27 BB BB	B SI 90 B FS 82 F SI 90 S FF 90 F SL 81 B FF 89 F CU 68 F FS 82 F FF 91 3-3 ① C SL 78 K				C SI 90 C SL 79 B SI 91 B SI 92 D FS 84 B FS 83 4-2 27 HR 1-2 2-3 BB			2	1	0	1	2	1	3
27 Placido Polanco, R (1, 5) OBP: 0.360, SLG: 0.394	C SI 90 X SI 92 0-1 ③ G4-3	B SI 90 C SI 90 F SI 89 F FS 85 F SI 92 B FF 90 B SI 92 F SI 92 B SI 93 4-2 1-2 BB	B SI 88 X SI 90 1-0 ② ③ G1-4-3 1-2f				B SI 90 B SI 90 X SI 89 2-0 1-H 2-H 3-H HR			3	1	1	4	1	0	3
29 Raul Ibanez, L (1, 7) OBP: 0.301, SLG: 0.421		B SI 91 B FS 83 B SI 91 B SI 90 4-0 9 HR BB	X SI 92 0-0 ③ F8			C SI 89 B FS 88 X FS 81 1-1 51 G6-3 2B	B SL 82 B FF 89 X FF 88 2-0 51 E 1B			3	1	2	0	1	0	2
9 Domonic Brown, L (1, 9) OBP: 0.319, SLG: 0.422		B SI 89 S SI 89 X FF 90 1-1 1-H HR	B SI 90 F SI 90 B SI 91 B CU 67 F SI 92 X SI 92 3-2 ① G4-3			B SI 90 B SI 90 F SI 89 X SI 90 2-1 ① L8	B SL 82 S SL 83 C SL 82 S SL 83 1-3 ② K			4	1	1	2	0	1	2
51 Carlos Ruiz, R (1, 2) OBP: 0.360, SLG: 0.348		F SI 90 B FC 90 C SI 92 C SI 92 1-3 ① K	B FF 90 B SL 79 X SI 89 2-0 34 SH3 1B			B SI 89 X SI 89 1-0 ② G6-3 2-3	C FF 90 B FF 86 B CH 81 S FF 89 B FF 89 F FC 87 F FF 89 X FF 88 3-2 E1 1-2			4	0	1	0	0	1	2
34 Roy Halladay, R (1, 1) OBP: 0.088, SLG: 0.061 10 Ben Francisco, R (7, PH) OBP: 0.333, SLG: 0.374 52 Jose Contreras, R (8, 1) 16 J.C. Romero, S (8, 1) 40 Michael Stutes, R (8, 1) 37 Antonio Bastardo, R (9, 1)	B SI 90 C SI 91 B SI 92 F SI 90 F SI 91 B SI 92 X SI 90 3-2 ② G6-3	B FS 85 X FS 84 1-0 ② SH3 1-2		C SI 90 B SI 90 F SI 89 C SI 91 1-3 ③ K	C SL 81 B SL 81 F SL 82 D SL 83 C SL 84 2-3 ③ K				2 1 0 0 0 0 0	0 0 0 0 0 0 0	0 0 0 0 0 0 0	0 0 0 0 0 0 0	0 1 0 0 0 0 0	1 2 0 0 0 0 0	1 2 0 0 0 0 0
Inning Stats	R: 1 E: 0 K: 0 S: 10 H: 1 LOB: 1 BB: 1 P: 15	R: 2 E: 0 K: 1 S: 10 H: 1 LOB: 0 BB: 1 P: 19	R: 0 E: 0 K: 1 S: 14 H: 0 LOB: 2 BB: 2 P: 26	R: 0 E: 0 K: 1 S: 8 H: 1 LOB: 1 BB: 0 P: 16	R: 0 E: 0 K: 1 S: 13 H: 2 LOB: 1 BB: 0 P: 20	R: 0 E: 0 K: 1 S: 8 H: 1 LOB: 1 BB: 0 P: 13	R: 4 E: 1 K: 2 S: 17 H: 2 LOB: 2 BB: 3 P: 39	R: 0 E: 0 K: 2 S: 9 H: 0 LOB: 0 BB: 0 P: 14		1B: 5 2B: 1 3B: 0 HR: 2 SF: 0 SAC: 2 DP: 1 HBP: 0					

PITCHER	IP	WLS	BF	H	R	ER	SO	BB	IBB	HBP	BLK	WP	HR	S	P	ERA	WHIP
38 Carlos Zambrano, R (1, 1) ERA: 4.4	6.1	L	32	7	7	7	5	6	1	0	0	0	2	68	128	9.95	2.053
40 James Russell, L (7, 1) ERA: 5.4	0.2		4	1	0	0	2	0	0	0	0	0	0	12	20	0.00	1.500
29 Jeff Samardzija, R (8, 1) ERA: 4.41	1.0		3	0	0	0	2	0	0	0	0	0	0	9	14	0.00	0.000

PITCHER	IP	WLS	BF	H	R	ER	SO	BB	IBB	HBP	BLK	WP	HR	S	P	ERA	WHIP

BOTTOM

Chicago Cubs @ Philadelphia Phillies

Citizens Bank Park, Philadelphia, PA

Fri Jun 10 2011, 7:08 PM - 10:15 PM EDT

Att. 45,602 - Overcast - 82 F

livebaseballscorecards.com

AB	30
R	7
H	8
RBI	7
BB	7
SO	9
LOB	18

Batter	1	2	3	4	5	6	7	8	9	AB	R	H	RBI	BB	SO	LOB
13 Starlin Castro, R (1, 6) OBP: 0.327, SLG: 0.408	B FF 89 T FF 90 C FC 84 B FF 91 X CU 74 2-2 ① F8		B FC 86 B CH 85 B FC 84 C SI 90 C FC 84 F SI 91 B FF 91 4-2 15 1B 39 1B BB		S FF 92 B CU 75 F SI 91 T FC 86 1-2 ③ K			C SI 91 F CU 76 X SI 92 0-2 ② G1		3	1	0	0	1	1	0
15 Darwin Barney, R (1, 4) OBP: 0.323, SLG: 0.363	C FF 91 X CH 84 0-1 ② G6-3		C FF 90 F FC 86 B SI 92 X CH 85 1-2 39 1B 1-2 1B			X FC 84 0-0 39 L3 1B		B SI 91 B SI 91 C FF 90 X CH 84 2-1 ③ G5-3		4	0	2	0	0	0	0
39 Luis Montanez, R (1, 9) OBP: 0.333, SLG: 0.391	C FC 86 B FF 91 F FF 92 F FC 86 S CU 77 1-3 ③ K2-3		C FC 87 S FC 86 B FC 86 B SI 92 X FC 86 2-2 1-2 2-H 1B			1 SAFE B FF 90 F CH 82 B FF 90 1 SAFE F FF 89 F SI 91 F FF 91 X SI 91 2-2 ①② L3 1-1			B FF 92 B FF 92 C FF 91 T FF 92 F FF 92 B FF 93 F FF 93 X FF 92 3-2 ① G1-3	4	0	1	1	0	1	1
16 Aramis Ramirez, R (1, 5) OBP: 0.336, SLG: 0.397		S CH 83 F FC 86 B FF 91 X FC 86 1-2 ① G5-3	B CU 75 B SI 90 B FF 90 C CH 85 F FF 91 X FC 86 3-2 ③ P4			S SI 92 F SI 92 F CU 76 F SI 93 S CH 84 0-3 ③ K			B FF 92 C SL 82 X CH 85 1-1 ② P3	4	0	0	0	0	1	2
9 Blake DeWitt, L (1, 7) OBP: 0.305, SLG: 0.430		C FC 85 B FF 92 F FF 92 X CU 76 1-2 ② G3		C FF 91 B FF 91 C FF 92 S FC 86 1-3 ① K			S SI 89 F SI 90 F SI 90 B FC 85 X SI 92 1-2 1B		B SL 82 B FF 92 C FF 91 F FF 91 X FF 92 2-2 ③ F9	4	0	1	0	0	1	0
18 Geovany Soto, R (1, 2) OBP: 0.311, SLG: 0.380		B FF 91 B FF 92 B SI 91 C FF 89 B FF 91 4-1 BB		X SI 91 0-0 ② L6			B FC 86 B SI 90 C FC 85 C FC 86 D CU 76 X FC 84 3-2 ① F7			2	0	0	0	1	0	1
22 Carlos Pena, L (1, 3) OBP: 0.351, SLG: 0.380		B FF 91 X FC 86 1-0 ③ G4-3		F CH 84 B CU 74 X CH 84 1-1 ③ G3-1			C FF 90 C FC 87 S FF 92 0-3 ② K			3	0	0	0	0	1	2
21 Tyler Colvin, L (1, 8) OBP: 0.182, SLG: 0.220			C FF 90 B CH 83 X FF 90 1-1 ① G4-3		X FC 84 0-0 ① P5		X CU 75 0-0 ③ G4-3			3	0	0	0	0	0	1
22 Matt Garza, R (1, 1) OBP: 0.043, SLG: 0.043 45 Sean Marshall, L (7, 1) 33 DJ LeMahieu, R (8, PH) OBP: 0.111, SLG: 0.111 27 Casey Coleman, L (8, 1) OBP: 0.182, SLG: 0.273			C FF 91 S FF 92 S FF 93 0-3 ② K		B SI 90 C SI 89 F SI 90 S FF 93 1-3 ② K			B CU 72 B SI 91 C FF 89 F FC 84 B CH 83 X FF 91 3-2 ① G4-3		2 0 1 0	0 0 0 0	0 0 0 0	0 0 0 0	2 0 0 0	0 0 0 0	0 0 0 0
Inning Stats	R: 0 E: 0 K: 1 S: 9 H: 0 LOB: 0 BB: 0 P: 12	R: 0 E: 0 K: 0 S: 8 H: 0 LOB: 1 BB: 1 P: 15	R: 1 E: 0 K: 1 S: 17 H: 2 LOB: 2 BB: 1 P: 28	R: 0 E: 0 K: 1 S: 6 H: 0 LOB: 0 BB: 0 P: 8	R: 0 E: 0 K: 2 S: 7 H: 0 LOB: 0 BB: 0 P: 9	R: 0 E: 0 K: 1 S: 11 H: 1 LOB: 0 BB: 0 P: 13	R: 0 E: 0 K: 1 S: 11 H: 1 LOB: 1 BB: 0 P: 15	R: 0 E: 0 K: 0 S: 8 H: 0 LOB: 0 BB: 0 P: 13	R: 0 E: 0 K: 0 S: 10 H: 0 LOB: 0 BB: 0 P: 16	1B: 4 2B: 1 3B: 0 HR: 0 SF: 0 SAC: 0 DP: 1 HBP: 0						

PITCHER		IP	WLS	BF	H	R	ER	SO	BB	IBB	HBP	BLK	WP	HR	S	P	ERA	WHIP
33 Cliff Lee, L ERA: 3.41	(1, 1)	8.0	W	29	4	1	1	7	2	0	0	0	0	0	77	113	1.12	0.750
37 Antonio Bastardo, L ERA: 1.08	(9, 1)	1.0		3	0	0	0	0	0	0	0	0	0	0	10	16	0.00	0.000

PITCHER		IP	WLS	BF	H	R	ER	SO	BB	IBB	HBP	BLK	WP	HR	S	P	ERA	WHIP

TOP

Chicago Cubs @ Philadelphia Phillies

Citizens Bank Park, Philadelphia, PA

Sat Jun 11 2011, 4:44 PM - 7:33 PM EDT

Att. 45,738 - Overcast - 72 F

livebaseballscorecards.com

AB	30
R	1
H	4
RBI	1
BB	2
SO	7
LOB	7

PA: 32

WP: 0 PB: 0 SB: 0 CS: 0

Batter	1	2	3	4	5	6	7	8	9	AB	R	H	RBI	BB	SO	LOB
11 Jimmy Rollins, S (1, 6) OBP: 0.333, SLG: 0.359	B FF 91 B SI 91 C FF 93 X CH 86 2-1 E4 8 1B 26 2B	C CH 85 D CU 76 B FF 94 F SI 92 D SL 87 F SL 84 B CH 86 4-2 1-2 BB		C CU 75 B CU 76 X FF 94 1-1 ③ F9		D CH 85 C FF 92 B CU 76 X FF 93 2-1 ③ G4-3		B CH 81 B SI 91 D CH 83 X SI 90 3-0 ② G3-1 2-3		4	1	0	0	1	0	6
8 Shane Victorino, S (1, 8) OBP: 0.351, SLG: 0.476	C FF 92 C SI 90 F FF 92 D CH 86 X CH 85 1-2 26 2B 1B	F SL 85 X SI 92 0-1 ③ L3			C FF 91 B SL 84 B FF 94 X FF 93 2-1 ① F8		X SI 90 0-0 26 G4-3 6 1B 2B	C CH 82 B CH 82 X FF 93 1-1 26 HR 3-H 1B		5	3	3	1	0	0	2
26 Chase Utley, L (1, 4) OBP: 0.351, SLG: 0.394	B FF 90 X SI 92 1-0 6 G6-3 1-H 2-H 2B		C FF 91 X CU 75 0-1 ① G4-3		B CH 86 B CH 85 B SI 94 C FF 92 X SI 92 3-1 ② F7		X SI 91 0-0 ① G4-3 2-3	C FF 91 C CH 83 P PO 83 B CH 83 X SL 89 2-2 1-H HR		5	1	2	4	0	0	1
6 Ryan Howard, L (1, 3) OBP: 0.326, SLG: 0.463	B CH 85 S CU 76 S CH 86 B SL 87 X FF 95 2-2 ① G6-3 2-3		C CU 75 B FF 94 S CH 87 S SL 85 1-3 ② K		C FF 91 C SI 90 X SI 95 0-2 ③ G5-3		S CU 78 S CU 76 D CU 78 F FF 91 B SL 88 B CU 77 X CU 78 3-2 29 2B 3-H 1B	C FF 92 S CH 83 B FF 85 S CH 82 1-3 ③ K		5	1	1	1	0	2	1
27 Placido Polanco, R (1, 5) OBP: 0.358, SLG: 0.392	F SI 93 S CU 77 D SL 86 T SI 94 1-2 ② K		B FF 95 B FF 92 C FF 92 X SI 92 2-1 ③ L8			B FF 91 F FF 92 B CH 86 F FF 94 X SI 93 2-2 29 FC4-6 1B	X SL 84 0-0 ② F9			4	0	1	0	0	1	2
29 Raul Ibanez, L (1, 7) OBP: 0.300, SLG: 0.422	B SI 93 S FF 94 S CU 78 F FF 95 D CH 86 S SL 87 2-3 ③ K			B FF 90 S CH 86 B SI 94 C SI 92 B SL 86 X CH 87 3-2 ① F7		B FF 90 X CH 86 1-0 ① FC4-6 9 E 1-2f	1 SAFE B CU 77 C SL 84 F FF 89 X SL 83 1-2 1-H 2B			4	0	1	1	0	1	2
9 Domonic Brown, L (1, 9) OBP: 0.316, SLG: 0.403		B FF 90 B CH 84 X FF 93 2-0 ① P2		B CU 74 B CU 75 C SI 94 B SI 93 C FF 92 B CH 86 4-2 33 FC6-4 51 1B BB		S CU 74 D CU 74 B SI 91 C SI 92 F SL 85 X SL 86 2-2 E1 1-3	D SL 84 F SL 84 B CU 78 C CU 77 X CU 77 2-2 ③ G5-3			3	0	0	0	1	0	2
51 Carlos Ruiz, R (1, 2) OBP: 0.369, SLG: 0.350		C FF 92 B SL 84 B CH 86 X FF 94 2-1 ② F9		S SL 84 B SL 84 1 SAFE B SI 93 X FF 93 2-1 33 FC6-4 1-2 1B		I IN 83 I IN 83 I IN 82 I IN 85 4-0 IBB		C FF 91 B CH 84 B SI 91 F SI 91 B CU 82 B SI 90 4-2 11 G3-1 7 SH2-4 8 1B BB		2	1	1	0	2	0	0
33 Cliff Lee, L (1, 1) OBP: 0.226, SLG: 0.233 7 Michael Martinez, S (8, PH) OBP: 0.211, SLG: 0.241 37 Antonio Bastardo, R (9, 1)		B FF 92 F FF 92 B SI 93 F FF 93 X FF 93 2-2 11 BB 1B		X SI 93 0-0 ② FC6-4 1-2f 2-3		S SL 83 F SL 83 S SI 92 0-3 ② K		L SI 90 X FF 91 0-1 ① SH2-4 1-2		3 0 0	0 0 0	1 0 0	0 0 0	0 0 0	1 0 0	5 0 0
Inning Stats	R: 2 E: 1 K: 2 S: 17 H: 2 LOB: 1 BB: 0 P: 26	R: 0 E: 0 K: 0 S: 11 H: 1 LOB: 2 BB: 1 P: 21	R: 0 E: 0 K: 1 S: 7 H: 0 LOB: 0 BB: 0 P: 10	R: 0 E: 0 K: 0 S: 10 H: 1 LOB: 2 BB: 1 P: 20	R: 0 E: 0 K: 0 S: 7 H: 0 LOB: 0 BB: 0 P: 12	R: 0 E: 1 K: 1 S: 13 H: 1 LOB: 3 BB: 1 P: 24	R: 2 E: 0 K: 0 S: 13 H: 3 LOB: 1 BB: 0 P: 19	R: 3 E: 0 K: 1 S: 14 H: 2 LOB: 0 BB: 1 P: 24		1B: 6 2B: 3 3B: 0 HR: 1 SF: 0 SAC: 1 DP: 0 HBP: 0				WP: 0 PB: 0 SB: 0 CS: 0 PA: 40		

PITCHER		IP	WLS	BF	H	R	ER	SO	BB	IBB	HBP	BLK	WP	HR	S	P	ERA	WHIP
22 Matt Garza, R ERA: 3.84	(1, 1)	6.0	L	28	5	2	1	4	2	1	0	0	0	0	65	113	1.50	1.167
45 Sean Marshall, L ERA: 1.53	(7, 1)	1.0		6	3	2	2	0	0	0	0	0	0	0	13	19	18.00	3.000
27 Casey Coleman, R ERA: 7.78	(8, 1)	1.0		6	2	3	3	1	1	0	0	0	0	1	14	24	27.00	3.000

PITCHER	IP	WLS	BF	H	R	ER	SO	BB	IBB	HBP	BLK	WP	HR	S	P	ERA	WHIP

BOTTOM

Chicago Cubs @ Philadelphia Phillies

Citizens Bank Park, Philadelphia, PA

Sat Jun 11 2011, 4:44 PM - 7:33 PM EDT

Att. 45,738 - Overcast - 72 F

livebaseballscorecards.com

AB	35
R	7
H	10
RBI	7
BB	4
SO	5
LOB	21

Batter	1	2	3	4	5	6	7	8	9	AB	R	H	RBI	BB	SO	LOB
1 Kosuke Fukudome, L (1, 9) OBP: 0.411, SLG: 0.389	C SI 88 B SI 91 C SI 88 F FF 90 B CH 80 C FC 81 2-3 ① K	C CH 81 B SI 91 B CH 81 B SI 91 X SI 89 3-1 ③ F8		B FC 83 B SI 89 X SI 90 2-0 ③ F9			C FF 90 C CH 81 B CU 69 T SI 91 1-2 ② K			4	0	0	0	0	2	2
15 Darwin Barney, R (1, 4) OBP: 0.322, SLG: 0.361	C FF 90 B FF 90 B CH 80 C CH 80 X FF 91 2-2 13 2B 1B		C FF 89 X SI 88 0-1 ① G4-3		X SL 79 0-0 ① F9		C CH 81 C SI 91 B CH 80 S CH 80 1-3 ③ K			4	1	1	0	0	1	0
13 Starlin Castro, R (1, 6) OBP: 0.326, SLG: 0.410	B FC 82 C FF 91 1 SAFE B CH 79 C FC 82 F SI 90 F CH 80 1 SAFE F FF 92 3-2 B CU 65 X CH 78 1-H 16 HR 2B		C FF 91 X SI 91 0-1 ② F9		C SI 92 B SI 91 X SI 90 1-1 ② G6-3			X FF 91 0-0 ① P3		4	1	1	1	0	0	0
22 Carlos Pena, L (1, 3) OBP: 0.353, SLG: 0.379	X SI 91 0-0 ② P6		C SI 91 B SI 90 X SI 91 1-1 1B		B CH 81 B SI 90 C SI 91 B SI 91 B SI 91 4-1 BB			B FF 92 B SL 82 F SL 82 B FF 93 F FF 93 S FF 93 3-3 ② K		3	0	1	0	1	1	1
16 Aramis Ramirez, R (1, 5) OBP: 0.335, SLG: 0.408	B SI 91 X CH 80 1-0 2-H HR		X FF 92 0-0 ③ F9		F SI 92 S FF 91 X CU 73 0-2 ③ P4			S SL 81 S SL 82 S SL 81 0-3 ③ K		4	1	1	2	0	1	2
9 Blake DeWitt, L (1, 7) OBP: 0.303, SLG: 0.423	C FF 91 B FC 85 F CH 81 X SI 91 1-2 1B			B FF 89 X SI 88 1-0 E6 32 FC1-5 55 BB	C SI 90 B CU 67 B SI 89 X CH 80 2-1 ① P5				F FF 94 C SI 94 F FF 96 X CH 85 0-2 ① G3	4	0	1	0	0	0	0
21 Tyler Colvin, L (1, 8) OBP: 0.175, SLG: 0.211	C SI 90 X CH 82 0-1 ③ P6			X CH 80 0-0 ① F8	B FF 90 B SI 91 S SI 90 S SI 89 B SI 91 T FF 90 3-2 ② K				F FF 95 F SI 95 T FF 95 0-2 ② K	4	0	0	0	0	2	2
55 Koyie Hill, S (1, 2) OBP: 0.304, SLG: 0.352 33 DJ LeMahieu, R (9, PR) OBP: 0.111, SLG: 0.111		C FF 88 B FC 82 B SI 88 B FF 88 X SI 89 3-1 ① G3		B CH 80 C FF 88 B FF 88 B FF 88 C CH 87 1 SAFE B FF 88 4-2 32 FC1-5 1-2 BB	B SI 90 C FF 90 C FF 90 S FF 92 1-3 ③ K				S CH 83 B CH 86 S FF 95 F FF 96 X FF 93 1-2 1B	3 0	0 0	1 0	0 0	1 0	1 0	0 0
32 Doug Davis, R (1, 1) 29 Jeff Samardzija, R (6, 1) 1 Tony Campana, L (7, PH) OBP: 0.268, SLG: 0.275 45 Sean Marshall, L (7, 1) 50 Rodrigo Lopez, R (8, 1) 43 John Grabow, L (8, 1) 18 Geovany Soto, R (9, PH) OBP: 0.309, SLG: 0.378		C FF 89 F SI 88 B CU 70 X CU 68 1-2 ② G6-3		L CH 81 B SI 91 2 SAFE F CH 80 X SI 90 1-2 ② FC1-5 1-2 2-3f			B FF 89 B SI 89 C SI 89 B SI 88 C FF 89 F SI 90 X SI 88 3-2 ① P6		C FF 94 B FF 95 B FF 96 F FC 91 X FF 95 2-2 ③ P4	2 0 1 0 0 0 0 1	0 0 0 0 0 0 0 0	0 0 0 0 0 0 0 0	0 0 0 0 0 0 0 0	0 0 0 0 0 0 0 0	0 0 0 0 0 0 0 0	2 0 0 0 0 0 0 1
Inning Stats	R: 3 H: 4 E: 0 LOB: 1 K: 1 BB: 0 S: 20 P: 29	R: 0 H: 0 E: 0 LOB: 0 K: 0 BB: 0 S: 7 P: 14	R: 0 H: 1 E: 0 LOB: 1 K: 0 BB: 0 S: 7 P: 8	R: 0 H: 0 E: 1 LOB: 2 K: 0 BB: 1 S: 8 P: 16	R: 0 H: 0 E: 0 LOB: 1 K: 0 BB: 1 S: 7 P: 12	R: 0 H: 0 E: 0 LOB: 0 K: 2 BB: 0 S: 8 P: 14	R: 0 H: 0 E: 0 LOB: 0 K: 2 BB: 0 S: 10 P: 15	R: 0 H: 0 E: 0 LOB: 0 K: 2 BB: 0 S: 7 P: 10	R: 0 H: 1 E: 0 LOB: 1 K: 1 BB: 0 S: 14 P: 17	1B: 4 SF: 0 2B: 1 SAC: 0 3B: 0 DP: 0 HR: 1 HBP: 0						

PITCHER		IP	WLS	BF	H	R	ER	SO	BB	IBB	HBP	BLK	WP	HR	S	P	ERA	WHIP
44 Roy Oswalt, R ERA: 3.14	(1, 1)	7.0	W	29	5	3	3	5	2	0	0	0	0	1	67	108	3.86	1.000
40 Michael Stutes, R ERA: 2.41	(8, 1)	1.0	H	3	0	0	0	2	0	0	0	0	0	0	7	10	0.00	0.000
46 Ryan Madson, R ERA: 2.17	(9, 1)	1.0	S	4	1	0	0	1	0	0	0	0	0	0	14	17	0.00	1.000

PITCHER	IP	WLS	BF	H	R	ER	SO	BB	IBB	HBP	BLK	WP	HR	S	P	ERA	WHIP

TOP

Chicago Cubs @ Philadelphia Phillies

Citizens Bank Park, Philadelphia, PA

Sun Jun 12 2011, 1:39 PM - 4:24 PM EDT

Att. 45,361 - Overcast - 75 F

livebaseballscorecards.com

AB	34
R	3
H	6
RBI	3
BB	2
SO	8
LOB	10

Batter	1	2	3	4	5	6	7	8	9	AB	R	H	RBI	BB	SO	LOB
11 Jimmy Rolls, S (1, 6) OBP: 0.331, SLG: 0.356	B FF 84 C FF 85 X CH 79 1-1 8 FC6-4 1B	B FC 82 B SI 82 B FC 84 C FF 86 X FC 84 3-1 ③ G6-3		B FF 84 F FC 80 B CH 80 X FC 82 2-1 ② G5-3		X FF 94 0-0 ③ F8		B FF 88 S FF 88 B CH 82 X CH 80 2-1 ③ F7		5	0	1	0	0	0	0
8 Shane Victorino, S (1, 8) OBP: 0.353, SLG: 0.472	1 SAFE C CH 79 B FC 83 X FC 83 1-1 ① FC6-4 26 1B 6 2B 1-2f		C CU 68 X CH 80 0-1 ① F8	B CU 69 B CU 70 C FC 83 C CH 79 B CU 71 B FC 82 4-2 BB			B CU 75 C CU 76 B FF 90 S SL 85 H CU 78 3-2 26 2B 6 1B HBP			2	2	0	0	1	0	1
26 Chase Utley, L (1, 4) OBP: 0.370, SLG: 0.420	C FF 85 F FF 86 X FC 83 0-2 6 2B 1-3 1B		B FF 86 B CU 71 B CU 71 C FF 86 F FF 85 F FF 81 F FF 87 F FF 86 F CH 80 4-2 B CU 71 6 1B 29 1B BB	C SI 86 X SI 86 0-1 ③ F7			B SL 84 C SL 84 S SL 85 X FF 91 1-2 6 1B 1-3 2B			3	2	2	0	1	0	1
6 Ryan Howard, L (1, 3) OBP: 0.336, SLG: 0.474	B SI 86 C FC 84 1 SAFE F CU 71 D CU 67 X CU 70 2-2 1-3 3-H 2B		B CU 71 C FF 81 X CU 72 1-1 29 1B 10 BB 1-3 1B		B CU 70 B FF 83 F CH 77 C CH 77 B FF 84 B FC 82 4-2 10 G1-3 BB		B SL 84 B SL 85 F SL 85 X SL 85 2-1 29 FC4-6 2-H 3-H 1B			3	0	3	3	1	0	0
10 Ben Francisco, R (1, 9) OBP: 0.338, SLG: 0.372 27 Placido Polanco, R (7, PH) OBP: 0.357, SLG: 0.391 40 Michael Stutes, R (8, 1) 46 Ryan Madson, L (9, 1)	B FF 80 B CH 80 B FC 83 C FF 80 B FC 83 4-1 BB		B FC 83 D CH 82 B FC 84 B CH 80 4-0 29 1B 1-2 BB		B FC 83 C FC 81 F FC 81 B FC 83 X CU 70 2-2 ① G1-3 1-2		B SL 86 X FF 90 1-0 ① P3			1 1 0 0	0 0 0 0	0 0 0 0	0 0 0 0	2 0 0 0	0 0 0 0	1 1 0 0
29 Raul Ibanez, L (1, 7) OBP: 0.300, SLG: 0.419	C FC 83 B FF 86 F CU 72 S FC 83 1-3 ② K		B FC 84 D CH 81 C FF 87 X CH 80 2-1 1-2 2-3 3-H 1B	S FC 82 S CU 68 B SI 85 F FC 82 D CU 72 S FC 83 2-3 ② K			B CU 79 D CU 78 S SL 84 S SL 83 X CU 79 2-2 ② FC4-6 1-2f			4	0	1	1	0	2	5
51 Carlos Ruiz, R (1, 2) OBP: 0.360, SLG: 0.340	B CU 72 X FF 81 1-0 ③ L5		C FC 82 B CU 70 S FC 83 B FC 84 S FC 83 2-3 ② K	C FC 81 S CU 71 S FC 82 0-3 ③ K			B SL 84 S SL 84 B FF 90 C SL 85 S CU 78 2-3 ③ K			4	0	0	0	0	3	8
21 Wilson Valdez, R (1, 5) OBP: 0.279, SLG: 0.295		C FF 86 C FC 83 B FF 85 F CH 80 X CH 80 1-2 ① G1-3	F FC 82 B CU 71 D FF 82 X FC 83 2-1 ③ G4-3			C FF 93 X SL 82 0-1 ① P4		B FF 88 X SL 81 1-0 ① F8		4	0	0	0	0	0	3
44 Roy Oswalt, R (1, 1) OBP: 0.158, SLG: 0.111 9 Domonic Brown, L (8, 9) OBP: 0.312, SLG: 0.397		C FF 86 C FF 86 B CU 70 S FF 87 1-3 ② K		B FF 83 C FF 83 F FF 83 F FC 80 S CU 70 1-3 ① K		C FF 94 B FF 94 B FF 94 S FF 93 F FC 93 F FF 92 B FF 93 C FF 92 3-3 ② K		C SL 82 X SL 82 0-1 ② G4-3		3 1	0 0	0 0	0 0	0 0	3 0	0 0
Inning Stats	R: 1 H: 3 E: 0 LOB: 3 K: 1 BB: 1 S: 15 P: 25	R: 0 H: 0 E: 0 LOB: 0 K: 1 BB: 0 S: 9 P: 14	R: 1 H: 2 E: 0 LOB: 3 K: 1 BB: 2 S: 17 P: 32	R: 0 H: 0 E: 0 LOB: 1 K: 1 BB: 1 S: 10 P: 17	R: 0 H: 0 E: 0 LOB: 1 K: 2 BB: 1 S: 12 P: 20	R: 0 H: 0 E: 0 LOB: 0 K: 1 BB: 0 S: 8 P: 11	R: 2 H: 2 E: 0 LOB: 1 K: 1 BB: 0 S: 14 P: 25	R: 0 H: 0 E: 0 LOB: 0 K: 0 BB: 0 S: 5 P: 8		1B: 5 SF: 0 2B: 2 SAC: 0 3B: 0 DP: 0 HR: 0 HBP: 1						

PITCHER		IP	WLS	BF	H	R	ER	SO	BB	IBB	HBP	BLK	WP	HR	S	P	ERA	WHIP
32 Doug Davis, L ERA: 5.9	(1, 1)	5.0		25	5	2	2	6	5	0	0	0	0	0	63	108	3.60	2.000
29 Jeff Samardzija, R ERA: 4.29	(6, 1)	1.0	H	3	0	0	0	1	0	0	0	0	0	0	8	11	0.00	0.000
45 Sean Marshall, L ERA: 2.08	(7, 1)	1.0	L	6	2	2	2	1	0	0	1	0	0	0	14	25	18.00	2.000
50 Rodrigo Lopez, R ERA: 6.1	(8, 1)	0.1		1	0	0	0	0	0	0	0	0	0	0	1	2	0.00	0.000
43 John Grabow, L ERA: 4.55	(8, 1)	0.2		2	0	0	0	0	0	0	0	0	0	0	4	6	0.00	0.000

PITCHER	IP	WLS	BF	H	R	ER	SO	BB	IBB	HBP	BLK	WP	HR	S	P	ERA	WHIP

BOTTOM

Chicago Cubs @ Philadelphia Phillies

Citizens Bank Park, Philadelphia, PA

Sun Jun 12 2011, 1:39 PM - 4:24 PM EDT

Att. 45,361 - Overcast - 75 F

livebaseballscorecards.com

AB	31
R	4
H	7
RBI	4
BB	5
SO	8
LOB	20

Florida Marlins @ Philadelphia Phillies

Citizens Bank Park, Philadelphia, PA

Tue Jun 14 2011, 8:27 PM - 10:58 PM EDT

Att. 45,424 - Cloudy - 64 F

TOP

livebaseballscorecards.com

Batter	1	2	3	4	5	6	7	8	9	AB	R	H	RBI	BB	SO	LOB
2 Hanley Ramirez, R (1, 6) OBP: 0.300, SLG: 0.303 31 Steve Cishek, R (8, 1)	X FF 92 0-0 ① F8		B FF 90 F FC 89 F FF 94 S CU 79 1-3 ② K			C FF 90 B FF 88 X CH 84 1-1 ② G6-3		C SI 91 S CH 83 D CH 83 T SL 84 1-2 ② K		4 0 0 0 0 2 1 0 0 0 0 0 0 0						
1 Emilio Bonifácio, S (1, 8) OBP: 0.351, SLG: 0.398	B FF 92 X FF 92 1-0 20 1B 15 G3 1B		C FF 93 C CU 78 X FC 88 0-2 ③ G6-3			B CH 81 F FC 86 S CH 84 B CU 78 B CH 83 S FF 93 3-3 ③ K		C SI 91 F SL 84 B SI 92 B CH 84 X SI 92 2-2 1-3 1B		4 1 2 0 0 1 0						
20 Logan Morrison, L (1, 7) OBP: 0.383, SLG: 0.514	1 SAFE 1 SAFE 1 SAFE B FF 93 C FC 89 1 SAFE F FC 90 F FF 94 X CU 79 1-2 15 G3 1-3 1B			B FF 92 B CH 84 X FF 92 2-0 ① P4			C FF 89 S CH 83 F FF 92 B FC 88 X FC 88 1-2 27 FC5-4 E3 15 1B	B SL 83 X SI 91 1-0 ③ F8		4 0 1 0 0 0 2						
15 Gaby Sanchez, R (1, 3) OBP: 0.386, SLG: 0.504	C FF 90 D CH 85 X CH 84 1-1 ② G3 1-2 3-H			T CH 84 S FF 90 F FF 94 F FF 91 B CU 79 B CU 79 X FC 91 2-2 ② G6-3			B FF 91 B FF 91 X FF 92 2-0 27 FC5-4 1-2 1B		C SI 91 B SI 90 F CH 83 F CH 84 F SI 93 F SI 93 X SI 93 1-2 ① F8	4 0 1 1 0 0 1						
27 Giancarlo Stanton, R (1, 9) OBP: 0.341, SLG: 0.564	B FC 89 S CH 84 X FF 93 1-1 ③ G5-3			C CU 77 C FF 94 S CH 87 0-3 ③ K			S CH 83 B CH 84 F FC 90 X FF 93 1-2 ① FC5-4 1-2f 2-3		S CH 84 B SI 93 S SL 84 B SI 94 X SI 92 2-2 13 FC6-4 14 1B 1B	4 0 1 0 0 1 3						
14 John Buck, R (1, 2) OBP: 0.309, SLG: 0.388		S FC 88 B FF 93 X FF 92 1-1 ① F9			B FF 92 S CH 83 S CU 77 B CH 85 B FC 91 F FF 94 S CH 86 3-3 ① K		C FF 92 D CH 78 F FF 92 D CU 79 C FC 89 2-3 ② K		X SI 91 0-0 13 FC6-4 1-2 1B	4 0 1 0 0 2 2						
13 Omar Infante, R (1, 4) OBP: 0.303, SLG: 0.313		B CU 77 S CH 84 X CU 78 1-1 ② G5-3			F FF 94 B FF 93 S CH 85 B FF 91 X FF 91 2-2 ② F8		C FF 89 S CH 84 S CH 84 0-3 ③ K		C SL 83 D CH 84 X SI 92 1-1 ② FC6-4 18 FC5-4 1-2f 2-3	4 0 0 0 0 1 4						
18 Wes Helms, R (1, 5) OBP: 0.282, SLG: 0.278		C FF 93 B CU 77 X FF 93 1-1 ③ G6-3		C FF 93 B FF 93 X FF 93 1-1 ③ F8				C FC 86 B CU 75 T CH 82 B FC 88 B FF 91 D FF 92 4-2 1 1B BB	B SI 92 X SI 92 1-0 ③ FC5-4 1-2f	3 0 0 0 1 0 2						
41 Chris Volstad, R (1, 1) OBP: 0.200, SLG: 0.200 34 Edward Mujica, R (6, 1) 56 Osvaldo Martínez, R (8, PH) OBP: 0.150, SLG: 0.150 (8, 6)			C FF 92 S CU 78 X FF 93 0-2 ① G4-3			C FF 88 B CH 83 X CH 82 1-1 ① G5-3		C SI 89 B SI 90 F SL 83 S SI 90 1-3 ① K		2 0 0 0 0 0 0 0 0 0 0 0 0 0 1 0 0 0 0 1 1						
Inning Stats	R: 1 E: 0 K: 0 S: 10 H: 2 LOB: 1 BB: 0 P: 14	R: 0 E: 0 K: 0 S: 6 H: 0 LOB: 0 BB: 0 P: 9	R: 0 E: 0 K: 1 S: 9 H: 0 LOB: 0 BB: 0 P: 10	R: 0 E: 0 K: 1 S: 9 H: 0 LOB: 0 BB: 0 P: 13	R: 0 E: 0 K: 1 S: 9 H: 0 LOB: 0 BB: 0 P: 15	R: 0 E: 0 K: 1 S: 7 H: 0 LOB: 0 BB: 0 P: 12	R: 0 E: 1 K: 2 S: 14 H: 1 LOB: 2 BB: 0 P: 20	R: 0 E: 0 K: 2 S: 12 H: 1 LOB: 2 BB: 1 P: 21	R: 0 E: 0 K: 0 S: 13 H: 2 LOB: 2 BB: 0 P: 18	1B: 6 2B: 0 3B: 0 HR: 0 SF: 0 SAC: 0 DP: 0 HBP: 0						

	AB	34
	R	1
	H	6
	RBI	1
	BB	1
	SO	8
	LOB	16

WP: 0 PA: 35
PB: 0
SB: 0
CS: 0

PITCHER		IP	WLS	BF	H	R	ER	SO	BB	IBB	HBP	BLK	WP	HR	S	P	ERA	WHIP
35 Cole Hamels, L ERA: 2.49	(1, 1)	7.0	W	26	3	1	1	6	1	0	0	0	0	0	66	99	1.29	0.571
57 David Herndon, R ERA: 4.79	(8, 1)	2.0		9	3	0	0	2	0	0	0	0	0	0	23	33	0.00	1.500

PITCHER	IP	WLS	BF	H	R	ER	SO	BB	IBB	HBP	BLK	WP	HR	S	P	ERA	WHIP

BOTTOM

Florida Marlins @ Philadelphia Phillies

Citizens Bank Park, Philadelphia, PA

Tue Jun 14 2011, 8:27 PM - 10:58 PM EDT

Att. 45,424 - Cloudy - 64 F

livebaseballscorecards.com

Batter	1	2	3	4	5	6	7	8	9	AB	R	H	RBI	BB	SO	LOB
11 Jimmy Rollins, S (1, 6) OBP: 0.332, SLG: 0.369	C SI 92 C SI 91 B SL 85 X SI 92 1-2 6 HR 1B		B CU 77 C SI 90 B CH 86 F CH 85 X CU 80 2-2 ② G3		B SI 90 B CH 84 B SI 91 C SI 90 C SI 92 X SI 92 3-2 ① G4-3	B SI 91 X SI 91 1-0 1-H HR		B SI 93 C CH 83 B SI 93 B CH 84 F SI 92 X SI 93 3-2 ② G6-3		5	2	2	2	0	0	0
8 Shane Victorino, S (1, 8) OBP: 0.359, SLG: 0.480	B SI 92 C SI 92 1 SAFE S CH 85 C SI 92 1-3 ① K		C CH 86 B SI 91 S SL 84 F SL 84 B CH 86 B CH 85 F SL 85 X SI 92 3-2 26 HR 1B		C CU 79 F SL 85 B CU 80 X SI 91 1-2 26 2B 27 SF9 1B	C CU 80 B CU 78 B SL 85 B SI 92 X SI 92 3-1 2B		C SI 93 F SI 94 B SI 93 B SL 84 B CH 84 X SI 94 3-2 ③ F8		5	2	3	0	0	1	1
26 Chase Utley, L (1, 4) OBP: 0.388, SLG: 0.486 21 Wilson Valdez, R (6, PR) OBP: 0.279, SLG: 0.295 (7, 4)	1 SAFE 1 SAFE C SI 91 1 SAFE B SI 91 X CH 85 1-1 ② F7		D CH 85 1 SAFE B SI 91 B CH 83 C SI 92 X SI 91 3-1 1-H HR		B SI 91 S CH 84 B SI 92 1 SAFE X CH 85 2-1 27 SF9 1-3 2B	B FS 88 B FS 81 B FS 83 B FF 88 4-0 BB				3 0	1 0	2 0	2 0	1 0	0 0	1 0
6 Ryan Howard, L (1, 3) OBP: 0.341, SLG: 0.486	B SI 91 X SI 92 1-0 1-H HR		S SL 86 B SI 92 B SL 86 B SI 91 B SI 92 4-1 BB		I IN 71 I IN 70 I IN 71 I IN 67 4-0 IBB	X FS 84 0-0 ③ G1-3				2	1	1	2	2	0	2
27 Placido Polanco, R (1, 5) OBP: 0.352, SLG: 0.386	C SI 92 B SI 91 F SL 84 X SI 91 1-2 ③ G6-3		C SI 92 S SL 84 B SI 92 X SI 91 1-2 ③ F9		S FF 90 X FF 91 0-1 ② SF9 2-3 3-H		C SL 78 B SL 79 X FF 89 1-1 ① G6-3			3	0	0	1	0	0	1
29 Raul Ibanez, L (1, 7) OBP: 0.295, SLG: 0.413		C SI 90 B SI 89 C SI 90 X CH 86 1-2 ① G4-3		C CU 77 B SL 82 B SI 90 B CH 84 F SL 84 X CH 86 3-2 ① G3-1	B SI 92 D CH 85 D CH 86 C SI 91 X SI 92 3-1 ③ F8		B FF 89 B FS 84 C FF 90 B FF 90 S FS 85 X FS 86 3-2 ② F7			4	0	0	0	0	0	2
9 Domonic Brown, L (1, 9) OBP: 0.321, SLG: 0.486		C SI 91 F CU 77 B SI 90 X SL 83 1-2 ② P4		B SI 91 X CH 84 1-0 HR	B SI 91 X SI 92 1-0 ① F7	C FF 90 F SI 91 X SL 80 0-2 HR				4	2	2	2	0	0	0
51 Carlos Ruiz, R (1, 2) OBP: 0.358, SLG: 0.338		C SI 91 B SI 92 B SL 84 B SI 91 F SI 91 X SI 92 3-2 ③ G6-3		C SI 92 X CU 78 0-1 ② G6-3	C SI 91 X CU 77 0-1 11 HR 1B	X FF 91 0-0 ③ L1				4	1	1	0	0	0	0
35 Cole Hamels, L (1, 1) OBP: 0.265, SLG: 0.303 57 David Herndon, R (8, 1)			C SI 90 X SI 90 0-1 ① G3	B CH 86 F SI 92 B SL 84 X SI 91 2-1 ③ L8		L SI 90 L SI 90 S SL 85 0-3 ② K		B SI 91 B SI 92 C SI 91 S SI 93 S SI 94 2-3 ① K		3 1	0 0	0 0	0 0	0 0	1 1	1 0
Inning Stats	R: 2 E: 0 K: 1 S: 12 H: 2 LOB: 0 BB: 0 P: 17	R: 0 E: 0 K: 0 S: 9 H: 0 LOB: 0 BB: 0 P: 14	R: 2 E: 0 K: 0 S: 16 H: 2 LOB: 1 BB: 1 P: 29	R: 1 E: 0 K: 0 S: 8 H: 1 LOB: 0 BB: 0 P: 14	R: 1 E: 0 K: 0 S: 12 H: 2 LOB: 2 BB: 1 P: 25	R: 2 E: 0 K: 1 S: 10 H: 3 LOB: 2 BB: 1 P: 19	R: 1 E: 0 K: 0 S: 9 H: 1 LOB: 0 BB: 0 P: 13	R: 0 E: 0 K: 1 S: 9 H: 0 LOB: 0 BB: 0 P: 17								

AB	34
R	9
H	11
RBI	9
BB	3
SO	3
LOB	8

PITCHER		IP	WLS	BF	H	R	ER	SO	BB	IBB	HBP	BLK	WP	HR	S	P	ERA	WHIP							
41 Chris Volstad, R ERA: 6.07	(1, 1)	5.2	L	29	10	8	8	2	1	1	0	0	0	4	66	113	12.71	1.941							
34 Edward Mujica, R ERA: 3.24	(6, 1)	1.1		6	1	1	1	0	1	0	0	0	0	1	10	18	6.75	1.500							
31 Steve Cishek, R ERA:	(8, 1)	1.0		3	0	0	0	1	0	0	0	0	0	0	9	17	0.00	0.000							

PITCHER		IP	WLS	BF	H	R	ER	SO	BB	IBB	HBP	BLK	WP	HR	S	P	ERA	WHIP							

1B: 4	SF: 1	WP: 0	PA: 38
2B: 2	SAC: 0	PB: 0	
3B: 0	DP: 0	SB: 0	
HR: 5	HBP: 0	CS: 0	

Batter	1	2	3	4	5	6	7	8	9	AB	R	H	RBI	BB	SO	LOB
8 Chris Coghlan, L (1, 8) OBP: 0.299, SLG: 0.373	C SI 86 B FF 88 F FC 87 B SI 90 B CH 82 F SI 89 B SI 89 4-2 1 G3-6 BB		X SI 87 0-0 ① L3		C FC 87 B SI 90 F CH 84 F FC 89 B SI 91 X CH 83 2-2 ③ G4-3			B SI 87 S SI 88 B SI 88 B SI 87 X FF 87 3-1 ① G4-3		3	0	0	0	1	0	0
1 Emilio Bonifácio, S (1, 6) OBP: 0.344, SLG: 0.389	B SI 90 B SI 89 X SI 90 2-0 ①② G3-6 1-2f		C SI 88 B FC 87 B FC 88 X SI 90 2-1 ② F8			C CH 82 X FC 88 0-1 ① G4-3		X SI 88 0-0 ② F8		4	0	0	0	0	0	1
20 Logan Morrison, L (1, 7) OBP: 0.380, SLG: 0.525	X SI 90 0-0 HR		B FC 88 C CH 82 X CH 83 1-1 ③ G4-3			S FC 87 B FC 88 B FC 88 F FC 87 C SI 90 2-3 ② K		C SL 74 X SI 89 0-1 ③ G1		4	1	1	1	0	1	0
15 Gaby Sanchez, R (1, 3) OBP: 0.386, SLG: 0.502 34 Edward Mujica, R (7, 1) 31 Burke Badenhop, R (7, 1) OBP: 1.000, SLG: 1.500 14 John Buck, R (9, PH) OBP: 0.308, SLG: 0.386	X SI 89 0-0 1B			B FC 86 X FC 87 1-0 ① G5-3		X FC 86 0-0 ③ F7			C SI 91 S SI 86 C CU 76 0-3 ① K	3 0 0 1	0 0 0 0	1 0 0 0	0 0 0 0	0 0 0 1	0 0 0 0	0 0 0 0
27 Giancarlo Stanton, R (1, 9) OBP: 0.336, SLG: 0.554	S SI 90 B SI 90 C CH 84 B SI 90 S SI 90 2-3 ③ K			F FC 87 B SI 90 X FC 88 1-1 ② G3			S CH 82 B FC 87 F SI 89 X FC 88 1-2 ① G1-3		X SI 88 0-0 ② F8	4	0	0	0	0	1	1
29 Greg Dobbs, L (1, 5) OBP: 0.354, SLG: 0.413		F FC 88 X CH 82 0-1 ① G4-3		B CH 82 C FC 88 B SI 91 B FC 88 X SI 90 3-1 E9			B FC 87 C CH 81 B FC 86 X SI 89 2-1 13 1B 1B		C SI 95 B CU 76 B CU 76 B SI 93 X SI 93 3-1 1B	4	0	2	0	0	0	0
13 Omar Infante, R (1, 4) OBP: 0.302, SLG: 0.312		C SI 89 S CH 82 X SI 90 0-2 ② G6-3		F FC 87 X FC 87 0-1 ③ P4			B FC 86 C SI 89 B FC 88 X SI 91 2-1 1-2 1B		S SI 92 B SI 93 X SI 92 1-1 ③ G4-3	4	0	1	0	0	0	2
9 Brett Hayes, R (1, 2) OBP: 0.375, SLG: 0.545		B SI 90 C SI 89 B FC 88 B SI 90 X SI 90 3-1 1B			C SI 90 B FC 87 F FC 88 C SI 92 1-3 ① K		S FC 86 F SI 90 S FC 86 0-3 ② K			3	0	1	0	0	2	2
Elih Villanueva, R (1, 1) 44 Brian Sanches, R (4, 1) OBP: 0.250, SLG: 0.250 18 Wes Helms, R (7, PH) OBP: 0.278, SLG: 0.274 (7, 3)		C SI 89 B SI 90 C SI 91 S FC 88 1-3 ③ K			C SI 90 X SI 91 0-1 ② G3		C FC 86 X FC 88 0-1 ③ G6-3			1 1 1	0 0 0	0 0 0	0 0 0	0 0 0	1 0 0	1 0 2
Inning Stats	R: 1 E: 0 K: 1 S: 9 H: 2 LOB: 1 BB: 1 P: 17	R: 0 E: 0 K: 1 S: 10 H: 1 LOB: 1 BB: 0 P: 14	R: 0 E: 0 K: 0 S: 5 H: 0 LOB: 0 BB: 0 P: 8	R: 0 E: 1 K: 0 S: 7 H: 0 LOB: 1 BB: 0 P: 12	R: 0 E: 0 K: 1 S: 9 H: 0 LOB: 0 BB: 0 P: 12	R: 0 E: 0 K: 1 S: 6 H: 0 LOB: 0 BB: 0 P: 8	R: 0 E: 0 K: 1 S: 12 H: 2 LOB: 2 BB: 0 P: 17	R: 0 E: 0 K: 0 S: 5 H: 0 LOB: 0 BB: 0 P: 8	R: 0 E: 0 K: 1 S: 8 H: 1 LOB: 1 BB: 0 P: 12	1B: 5 2B: 0 3B: 0 HR: 1	SF: 0 SAC: 0 DP: 1 HBP: 0					

TOP

Florida Marlins @ Philadelphia Phillies

Citizens Bank Park, Philadelphia, PA

Wed Jun 15 2011, 1:09 PM - 3:47 PM EDT

Att. 44,758 - Partly Cloudy - 77 F

livebaseballscorecards.com

AB	33
R	1
H	6
RBI	1
BB	1
SO	6
LOB	9

PITCHER		IP	WLS	BF	H	R	ER	SO	BB	IBB	HBP	BLK	WP	HR	S	P	ERA	WHIP
38 Kyle Kendrick, R ERA: 3.12	(1, 1)	7.0	W	27	5	1	1	5	1	0	0	0	0	1	58	88	1.29	0.857
16 J.C. Romero, L ERA: 3.86	(8, 1)	1.0		3	0	0	0	0	0	0	0	0	0	0	5	8	0.00	0.000
55 Danys Baez, R ERA: 3.98	(9, 1)	1.0		4	1	0	0	1	0	0	0	0	0	0	8	12	0.00	1.000

PITCHER	IP	WLS	BF	H	R	ER	SO	BB	IBB	HBP	BLK	WP	HR	S	P	ERA	WHIP

Florida Marlins @ Philadelphia Phillies

Citizens Bank Park, Philadelphia, PA

Wed Jun 15 2011, 1:09 PM - 3:47 PM EDT

Att. 44,758 - Partly Cloudy - 77 F

livebaseballscorecards.com

BOTTOM

Batter	1	2	3	4	5	6	7	8	9	AB	R	H	RBI	BB	SO	LOB
11 Jimmy Rolls, S (1, 6) OBP: 0.333, SLG: 0.381	C FF 88 B CH 81 F SL 82 B FF 89 X FF 89 2-2 P6	F SL 82 B FF 89 X FF 89 1-1 1-2 2-H 1B	B CH 81 C FF 87 X FC 88 1-1 1-H 3-H HR		D FO 75 X SI 86 1-0 F9			X SI 88 0-0 G3 1-2		5	1	2	4	0	0	2
8 Shane Victorino, S (1, 8) OBP: 0.356, SLG: 0.478	B B CH 81 C FF 89 F FF 90 F CH 82 B FF 90 F FF 90 X FF 91 3-2 6 2B 2B	B FF 89 B SL 82 C FF 89 F FF 89 B SL 83 F FF 90 F FF 88 S CH 83 3-3 K2-3	C FF 89 F FF 88 F FC 88 X CH 83 0-2 G4-3			C SI 88 X SI 86 0-1 P6		B FS 82 C SI 89 B FS 84 X SI 90 2-1 F8		5	1	1	0	0	1	3
26 Chase Utley, L (1, 4) OBP: 0.382, SLG: 0.467 16 J.C. Romero, S (8, 1) 7 Ross Gload, L (8, PH) OBP: 0.286, SLG: 0.268 55 Danys Baez, R (9, 1)	C FF 90 C FF 89 F CH 82 2 SAFE B FF 89 X CH 82 1-2 F7		H FF 89 1-0 9 G3 6 BB 21 3B HBP	F SI 87 C SI 86 S FO 78 0-3 K		B SI 86 F SI 85 X FO 74 1-1 G4-3		F SI 91 B SL 77 F FS 84 F SI 78 B FS 84 C SI 89 2-3 K		3 0 1 0	1 0 0 0	0 0 0 0	0 0 0 0	1 0 1 0	1 0 1 0	1 0 1 0
6 Ryan Howard, L (1, 3) OBP: 0.344, SLG: 0.488	X CH 82 0-0 2-H 2B		B FA 88 F CH 82 B FF 89 B FF 90 F FF 90 F FF 90 1 SAFE B CH 82 4-2 9 G3 21 3B 1-2 BB	X SI 87 0-0 P5		F SI 85 B FO 74 B FO 73 X SI 86 2-1 G4-3				3	1	1	1	1	0	0
9 Domonic Brown, L (1, 9) OBP: 0.318, SLG: 0.467	C FF 90 B CH 83 F FF 90 X FF 90 1-2 G3		B CH 82 B FF 89 F FF 89 X CH 83 2-1 G3 1-2 2-3	B SI 86 B FO 74 B SI 83 C SI 85 B FF 86 4-1 BB			B FF 90 F FF 90 X SI 90 1-1 F7			3	0	0	0	1	0	3
10 Ben Francisco, R (1, 7) OBP: 0.342, SLG: 0.367		B FF 90 B FF 90 B FF 88 C FF 89 C FF 89 B FF 90 4-2 38 BB 11 1B BB	I IN 70 I IN 75 I IN 77 I IN 73 4-0 21 3B IBB	C SI 86 B SL 80 B SI 87 X FF 88 2-1 F8			X SI 91 0-0 G6-3			2	2	0	0	2	0	1
21 Wilson Valdez, R (1, 5) OBP: 0.291, SLG: 0.320		B CU 72 C FF 89 C SL 82 B SL 80 B FF 88 F SL 83 X FF 90 3-2 F9	F CU 79 B FF 89 X SL 83 1-1 11 HR 1-H 2-H 3-H 3B		X FF 86 0-0 1B		C FF 91 C FF 91 B FF 92 X FF 91 1-2 1B			4	1	3	3	0	0	1
4 Dane Sardinha, R (1, 2) OBP: 0.419, SLG: 0.250		1 SAFE S FF 89 C FF 90 F FF 89 X SL 84 0-2 F7	B FF 88 F FF 88 B SL 81 B SL 81 B FF 90 4-1 11 HR BB		B SI 86 S FF 86 F SI 86 F SL 80 B SL 80 F SI 87 C SI 88 2-3 K		C SI 89 F SI 89 B SI 90 S SI 90 1-3 K			3	1	0	0	1	2	3
38 Kyle Kendrick, R (1, 1) OBP: 0.222, SLG: 0.125 7 Michael Martinez, S (8, 4) OBP: 0.224, SLG: 0.255	C FF 89 B SL 81 B CH 81 B FF 88 C FF 89 B FF 90 4-2 11 1B 1-2 BB		B CH 86 L FC 87 1 SAFE C CH 86 L FC 88 1-3 K		L SI 85 B FF 85 L SI 84 B FO 75 B SI 86 X SI 84 3-2 F8			X SI 87 0-0 11 G3 1B		2 1	0 0	0 1	0 0	1 0	1 0	3 0
Inning Stats	R: 1 E: 0 K: 0 S: 16 H: 2 LOB: 1 BB: 0 P: 23	R: 1 E: 0 K: 1 S: 19 H: 1 LOB: 2 BB: 2 P: 34	R: 6 E: 0 K: 1 S: 17 H: 2 LOB: 0 BB: 3 P: 35	R: 0 E: 0 K: 1 S: 7 H: 0 LOB: 1 BB: 1 P: 13	R: 0 E: 0 K: 1 S: 10 H: 1 LOB: 1 BB: 0 P: 16	R: 0 E: 0 K: 0 S: 6 H: 0 LOB: 0 BB: 0 P: 9	R: 0 E: 0 K: 1 S: 9 H: 1 LOB: 1 BB: 0 P: 12	R: 0 E: 0 K: 1 S: 8 H: 1 LOB: 1 BB: 0 P: 12		1B: 4 2B: 2 3B: 1 HR: 1 SF: 0 SAC: 0 DP: 0 HBP: 1						

	AB	32
	R	8
	H	8
	RBI	8
	BB	6
	SO	6
	LOB	18

WP: 0 PB: 0 SB: 0 CS: 0 PA: 39

PITCHER		IP	WLS	BF	H	R	ER	SO	BB	IBB	HBP	BLK	WP	HR	S	P	ERA	WHIP
Elih Villanueva, R ERA: 24.0	(1, 1)	3.0	L	20	5	8	8	2	4	1	1	0	0	1	52	92	24.00	3.000
44 Brian Sanches, R ERA: 1.98	(4, 1)	3.0		11	1	0	0	2	1	0	0	0	0	0	23	38	0.00	0.667
34 Edward Mujica, R ERA: 3.18	(7, 1)	0.2		3	1	0	0	0	0	0	0	0	0	0	6	8	0.00	1.500
31 Burke Badenhop, R ERA: 3.26	(7, 1)	1.1		5	1	0	0	2	0	0	0	0	0	0	11	16	0.00	0.750

PITCHER	IP	WLS	BF	H	R	ER	SO	BB	IBB	HBP	BLK	WP	HR	S	P	ERA	WHIP

Batter	1	2	3	4	5	6	7	8	9	10	AB	R	H	RBI	BB	SO	LOB
2 Hanley Ramirez, R (1, 6) OBP: 0.302, SLG: 0.307	C FC 90 S CU 77 X CU 77 0-2 8 G4-3 20 G3 2B		S SI 92 B SI 92 B FC 92 X CH 83 2-1 ① L5	C CU 77 F FC 91 F SI 93 B FC 92 B FC 92 B FC 92 S CH 84 3-3 ③ K			B FC 92 C SI 92 F FC 92 S CU 78 1-3 ③ K			B FF 94 B FF 95 C FF 94 S CH 84 B FF 95 B FF 96 4-2 1 SH1-4 BB	4	1	1	0	1	2	1
8 Chris Coghlan, L (1, 8) OBP: 0.299, SLG: 0.372 1 Emilio Bonifácio, S (8, PH) OBP: 0.343, SLG: 0.387 (8, 8)	C FC 91 C FC 92 B FC 92 X SI 94 1-2 ① G4-3 2-3		F FC 91 F FC 92 X CH 83 0-2 1B		X SI 90 0-0 ① G6-3			B FF 90 C FF 91 F SL 83 B FF 91 X FF 91 2-2 ① P4		1 SAFE M CH 85 B FF 94 X FF 94 1-1 ① SH1-4 1-2	3 1	0 0	1 0	0 0	0 0	0 0	1 0
20 Logan Morrison, L (1, 7) OBP: 0.371, SLG: 0.511	X FC 92 0-0 ② G3 3-H		B SI 91 F CH 84 B FC 91 B CU 78 F FC 92 F CH 83 F FC 92 F SI 93 C FC 92 3-3 ② K		C SI 90 B CU 76 B CH 81 S CH 82 F FC 90 X SI 92 2-2 ② F7			C FF 92 B FF 90 B FF 92 S SL 84 X SL 83 2-2 ② P4		B FF 94 S CH 85 X FF 94 1-1 ② L4	5	0	0	1	0	1	2
15 Gaby Sanchez, R (1, 3) OBP: 0.386, SLG: 0.510 40 Mike Dunn, L (10, 1)	F FC 92 S SI 93 X SI 92 0-2 HR		F SI 92 B SI 92 B SI 92 S CH 84 F SI 93 S CH 84 2-3 ③ K		B CU 76 C FC 89 X SI 93 1-1 ③ G4-3			X FF 92 0-0 ③ G6-3		D CH 86 B FF 95 B CH 84 I 4-0 IBB	4 0	1 0	1 0	1 0	1 0	1 0	1 0
27 Giancarlo Stanton, R (1, 9) OBP: 0.333, SLG: 0.544	S CU 78 B SI 93 S CH 85 S CU 79 1-3 ③ K			B CH 82 S CH 82 X SI 92 1-1 ① G4-3		B FC 88 F CU 74 F FC 90 B SI 91 F CH 82 F SI 90 X CU 78 2-2 ① P6			B SL 82 S SL 82 B SL 80 B SL 80 B SL 80 4-1 11 HBP BB	B CH 86 S FF 94 C FC 92 B CH 86 F FF 96 S CH 85 2-3 ③ K	4	0	0	0	1	2	2
29 Greg Dobbs, L (1, 5) OBP: 0.357, SLG: 0.418		C CU 75 H FC 90 1-1 HBP		X FC 92 0-0 11 2B 14 1B 2B		F SI 90 F FC 90 F FC 92 B CH 84 F FC 91 F CU 77 B FC 91 F CH 84 X CH 84 2-2 ② G4-3			1 SAFE S FF 92 1 SAFE B FF 91 S SL 80 1 SAFE B FF 93 F FF 93 F FF 92 2-2 F SL 80 1 SAFE X SL 80 F7		3	1	1	0	0	0	1
11 Jose Lopez, R (1, 4) OBP: 0.241, SLG: 0.297		X FC 92 0-0 ① F8		B SI 92 S CH 82 S CU 78 F CH 83 X SI 92 1-2 14 1B 2-3 2B		F FC 92 T CH 84 B SI 93 X FC 90 1-2 ③ G6-3			1 SAFE H FF 92 1-0 13 FC6-4 1-2 HBP	3	1	1	0	0	0	1
14 John Buck, R (1, 2) OBP: 0.307, SLG: 0.383		F CH 83 F SI 92 B SI 91 S CU 79 1-3 ② K		S FC 91 B SI 92 F CU 78 D CH 83 X CU 77 2-2 2-H 3-H 1B			F FC 90 F FC 90 C SI 92 0-3 ① K		B SL 80 T FF 93 F FF 94 X SL 80 1-2 ② F4	4	0	1	2	0	2	3
19 Aníbal Sánchez, R (1, 1) OBP: 0.200, SLG: 0.143 38 Randy Choate, L (8, 1) 13 Omar Infante, R (9, PH) OBP: 0.301, SLG: 0.310 46 Juan Carlos Oviedo, R (9, 1) 18 Wes Helms, R (10, 3) OBP: 0.278, SLG: 0.274		B SI 93 C FC 91 X FC 91 1-1 ③ G6-3		L FC 92 L FC 92 B CU 76 X FC 91 1-2 ② L9			C SI 92 S CU 77 C CU 77 0-3 ② K		F FF 94 F SL 80 F SL 79 D SL 80 X FF 94 1-2 ③ FC6-4 1-2f	3 0 0 1 0 0	0 0 0 0 0 0	0 0 0 0 0 0	0 0 0 0 0 0	1 0 0 0 0 0	2 0 2 0 0 0	2 0 0 0 0 0

| Inning Stats | | |

Batter	1	2	3	4	5	6	7	8	9	10	AB	R	H	RBI	BB	SO	LOB
11 Jimmy Rolls, S (1, 6) OBP: 0.331, SLG: 0.375	B FF 88 B SI 89 F FF 88 B SL 86 B SI 92 4-1 26 2B BB		X FF 90 0-0 ① F8		C CU 73 B FS 83 F FF 91 F FS 81 F SI 93 F FS 87 F FS 82 B SI 93 X FS 84 2-2 ① G3		B FS 82 X FS 81 1-0 ② G1-3		C CH 87 X CH 87 0-1 ② L1-3 1-2 2-3		4	1	0	0	1	0	2
8 Shane Victorino, S (1, 8) OBP: 0.357, SLG: 0.476	1 SAFE 1 SAFE X FF 92 0-0 ① P4		C SI 92 B CU 74 F FS 83 T FF 92 1-2 ② K		C CU 76 X FS 84 0-1 26 S 26 3B 1B		B CU 76 C FS 85 F FF 94 F SL 85 B SI 93 S FS 80 2-3 ③ K		D CH 88 C CH 86 B SI 96 X CH 87 2-1 26 E 26 S 2-H 3-H 1B		5	1	2	2	0	2	1
26 Chase Utley, L (1, 4) OBP: 0.383, SLG: 0.500	1 SAFE 1 SAFE C SI 91 1 SAFE 1 SAFE X SI 91 0-1 1-H 2B		B FS 82 C FS 83 B FF 92 X FS 82 2-1 ③ P2		1 SAFE 1 SAFE C FS 83 1 SAFE 1 SAFE D FF 92 B SI 92 X FS 82 2-1 1-H 3B			C SL 77 C SI 88 B SL 78 S SL 78 1-3 ① K	1 SAFE B FF 94 C CH 86 B CH 87 X CH 87 2-1 ③ F7 1-3		5	0	2	2	0	1	1
6 Ryan Howard, L (1, 3) OBP: 0.344, SLG: 0.484	B SI 94 X FF 93 1-0 ② G3			S SL 84 B FF 92 B FS 82 X SI 93 2-1 9 G4-3 27 BB 1B	S SL 87 D SL 87 B SI 92 B FF 91 F FS 85 F SL 84 S FS 82 3-3 ② K			B SI 88 S SL 77 B SL 78 X SI 87 2-1 ② G5-3		H FF 95 1-0 9 BB 51 1B HBP	4	1	1	0	0	1	2
27 Placido Polanco, R (1, 5) OBP: 0.353, SLG: 0.388	D SL 86 C SL 85 B SI 93 X SL 86 2-1 ③ G4-3			D SL 83 B SI 92 F FF 91 F SI 89 B CU 75 B FS 82 4-2 9 G4-3 1-2 BB	F FF 92 B SI 92 S SL 86 B SL 86 F FS 81 B SI 93 F SL 84 X FF 93 3-2 ③ F9			C SI 87 B SL 78 F SI 88 F FF 89 B FF 88 B SI 88 X SI 87 3-2 2B		C FF 95 T SL 88 F SL 88 B FF 96 B SL 88 B FF 96 X FF 96 3-2 ① F7		4	0	1	0	1	0	3
29 Raul Ibanez, L (1, 7) OBP: 0.289, SLG: 0.404		C SI 91 B SL 85 C SI 92 X CU 76 1-2 ① G1-3		C FF 91 S FS 82 F FF 93 B SI 92 S FS 82 1-3 ① K		B FS 79 F FS 88 F CU 72 X FF 92 1-2 ① L3		B SL 78 S SL 78 B SL 78 B SI 86 C SI 88 S SL 78 3-3 ③ K		C FF 95 S SL 90 S SL 90 0-3 ② K		5	0	0	0	0	3	4
9 Domonic Brown, L (1, 9) OBP: 0.311, SLG: 0.443		S FF 94 C FF 94 B SI 93 B SI 94 F FF 94 B SI 95 X FF 93 3-2 ② F9		S FS 82 X FF 94 0-1 ② G4-3 1-2 2-3		C CU 72 C CU 77 F FF 92 X CU 76 0-2 ② G1-3			B SI 93 C SI 92 B CH 84 C SI 92 X CH 86 2-2 ① G4-3	B FF 95 B SL 88 C FF 95 S FF 95 F SL 87 B FF 95 B FF 94 4-2 51 1B 1-2 BB	4	0	0	0	1	0	2
51 Carlos Ruiz, R (1, 2) OBP: 0.370, SLG: 0.344		B FF 93 C FF 92 B SL 85 C SL 84 F SI 95 B FF 94 B SL 85 4-2 BB		I IN 70 I IN 72 I IN 71 I IN 71 4-0 IBB		B FF 91 B FF 90 X SI 90 2-0 ③ F9			C SI 94 B SI 95 X SI 94 1-1 11 L1-3 7 1B 8 1B 1B	C FF 95 X FF 94 0-1 1-2 2-H 1B	3	1	2	1	2	0	0
34 Roy Halladay, R (1, 1) OBP: 0.083, SLG: 0.087 10 Ben Francisco, R (7, PH) OBP: 0.340, SLG: 0.365 37 Antonio Bastardo, R (8, 1) 40 Michael Stutes, R (8, 1) 7 Ross Gload, L (9, PH) OBP: 0.302, SLG: 0.286 7 Michael Martinez, S (9, PR) OBP: 0.224, SLG: 0.255 46 Ryan Madson, L (10, 1)		B SL 84 F FF 92 F SL 84 B FF 94 F FF 92 S SL 85 2-3 ③ K		D SL 85 S FF 91 C FS 86 C SI 92 1-3 ③ K			C SL 82 C FF 90 B SL 83 X FF 92 1-2 ① G4-3		F SI 94 B SI 95 B SI 94 X SI 91 2-1 11 L1-3 8 1B 1-2 1B	2 0 0 0 0 2 4 1 0 0 0 0 0 0 0 0 0 0 0 0 0 0 0 0 0 0 0 0 1 0 1 0 0 0 0 0 1 0 0 0 0 0 0 0 0 0 0 0 0						
Inning Stats	R: 1 H: 1 E: 0 LOB: 1 K: 0 BB: 1 S: 7 P: 14	R: 0 H: 0 E: 0 LOB: 1 K: 1 BB: 1 S: 14 P: 24	R: 0 H: 0 E: 0 LOB: 0 K: 1 BB: 0 S: 6 P: 9	R: 0 H: 1 E: 0 LOB: 3 K: 2 BB: 2 S: 13 P: 25	R: 1 H: 2 E: 0 LOB: 1 K: 1 BB: 0 S: 20 P: 30	R: 0 H: 0 E: 0 LOB: 0 K: 0 BB: 0 S: 8 P: 11	R: 0 H: 0 E: 0 LOB: 0 K: 1 BB: 0 S: 8 P: 12	R: 0 H: 1 E: 0 LOB: 1 K: 2 BB: 0 S: 12 P: 21	R: 2 H: 3 E: 0 LOB: 2 K: 0 BB: 0 S: 13 P: 22	R: 1 H: 1 E: 0 LOB: 2 K: 1 BB: 1 S: 12 P: 20	1B: 6 2B: 2 3B: 1 HR: 0	SF: 0 SAC: 0 DP: 0 HBP: 1	WP: 0 PB: 0 SB: 2 CS: 0	PA: 44			

PITCHER		IP	WLS	BF	H	R	ER	SO	BB	IBB	HBP	BLK	WP	HR	S	P	ERA	WHIP
19 Aníbal Sánchez, R ERA: 3.02	(1, 1)	7.0		29	4	2	2	6	3	1	0	0	0	0	76	125	2.57	1.000
38 Randy Choate, L ERA: 0.71	(8, 1)	1.0	H	4	1	0	0	2	0	0	0	0	0	0	12	21	0.00	1.000
46 Juan Carlos Oviedo, R ERA: 3.77	(9, 1)	1.0	B	6	3	2	2	0	0	0	0	0	0	0	13	22	18.00	3.000
40 Mike Dunn, L ERA: 4.15	(10, 1)	0.2	L	5	1	1	1	1	1	0	1	0	0	0	12	20	13.50	3.000

PITCHER	IP	WLS	BF	H	R	ER	SO	BB	IBB	HBP	BLK	WP	HR	S	P	ERA	WHIP

BOTTOM

Florida Marlins @ Philadelphia Phillies

Citizens Bank Park, Philadelphia, PA

Wed Jun 15 2011, 7:08 PM - 10:38 PM EDT

Att. 45,880 - Partly Cloudy - 82 F

livebaseballscorecards.com

AB	38
R	5
H	9
RBI	5
BB	5
SO	9
LOB	19

Batter	1	2	3	4	5	6	7	8	9	AB	R	H	RBI	BB	SO	LOB
1 Emilio Bonifácio, S (1, 6) OBP: 0.341, SLG: 0.381	C SI 91 B SI 91 X SI 90 1-1 ① G5-3			L CH 82 X FC 85 0-1 ① P4		C CH 84 C CU 75 B FC 88 B FF 92 F CH 84 B CH 84 B SI 92 4-2 BB			C SI 91 B CU 75 C SI 91 X FC 86 1-2 ② G5-3	3	0	0	0	1	0	0
13 Omar Infante, R (1, 4) OBP: 0.297, SLG: 0.306	C CH 84 B FC 85 X FC 85 1-1 ② G6-3			B CU 73 C FF 90 B CU 74 X CH 84 2-1 ② G6-3		B FC 85 X FC 84 1-0 ③ F7			B CH 85 C SI 91 X CH 85 1-1 ③ P3	4	0	0	0	0	0	1
20 Logan Morrison, L (1, 7) OBP: 0.371, SLG: 0.508	B FF 91 C FC 85 X FF 90 1-1 ③ G4-3			B CU 74 C FF 91 B CH 84 F FC 86 F SI 91 X FC 87 2-2 ③ G6-3			F FC 86 B FF 91 B FF 90 X FF 91 2-1 11 G6-4-3 1B			3	0	1	0	0	0	0
15 Gaby Sanchez, R (1, 3) OBP: 0.385, SLG: 0.506		C CU 73 B SI 90 B CU 73 B SI 91 B CH 82 4-1 14 CS BB			B SI 90 C CU 73 B FC 84 B SI 90 F FC 83 X FF 92 3-2 ① F9		B CU 74 X FF 90 1-0 ① F7			2	0	0	0	1	0	1
11 Jose Lopez, R (1, 5) OBP: 0.235, SLG: 0.290		C CH 82 X SI 91 0-1 ① F8			F FC 86 F CU 74 B FC 86 F CU 75 S CH 83 1-3 ② K		B CH 82 D CH 83 X FF 89 2-0 ②③ G6-4-3 1-2f			3	0	0	0	0	1	2
27 Giancarlo Stanton, R (1, 9) OBP: 0.333, SLG: 0.541		C FF 91 B SI 91 C CU 74 C SI 91 1-3 ② K			C SI 91 B SI 92 F SI 92 X CH 83 1-2 1B			B FF 90 C FC 84 S CU 74 F CU 75 C SI 92 1-3 ① K		3	0	1	0	0	2	1
14 John Buck, R (1, 2) OBP: 0.303, SLG: 0.378		D FC 86 F SI 90 S FC 85 F SI 91 1 SAFE 1-2 ③ CS 1-2	S CH 82 C SI 91 X CH 83 0-2 ① G1-3		X FF 90 0-0 ③ F9			B SL 82 C SI 90 B FC 83 C CH 83 X CU 74 2-2 ② G1-3		3	0	0	0	0	0	1
8 Chris Coghlan, L (1, 8) OBP: 0.296, SLG: 0.368			B FC 86 X FC 85 1-0 ② F8			C FF 90 X FF 91 0-1 ① G1-3		B SI 91 C FC 84 F CH 83 B FC 85 F SI 92 S CH 84 2-3 ③ K		3	0	0	0	0	1	0
23 Javier Vazquez, R (1, 1) OBP: 0.217, SLG: 0.182 18 Wes Helms, R (6, PH) OBP: 0.275, SLG: 0.270 40 Mike Dunn, L (6, 1) 58 Ryan Webb, R (7, 1) 2 Hanley Ramirez, R (9, PH) OBP: 0.301, SLG: 0.305			C FF 91 B FF 92 F FF 91 X CU 75 1-2 ③ G1-3			B SI 90 B FF 90 B FF 91 C FF 88 S FF 89 X CH 83 3-2 ② F8			B SI 91 C SI 90 F FC 85 B FC 87 B SI 92 F CH 84 X FF 91 3-2 ① G6-3	1 1 0 0 1	0 0 0 0 0	0 0 0 0 0	0 0 0 0 0	0 0 0 0 0	0 0 0 0 0	0 0 0 0 0
Inning Stats	R: 0 E: 0 K: 0 S: 6 H: 0 LOB: 0 BB: 0 P: 9	R: 0 E: 0 K: 1 S: 9 H: 0 LOB: 0 BB: 1 P: 15	R: 0 E: 0 K: 0 S: 7 H: 0 LOB: 0 BB: 0 P: 9	R: 0 E: 0 K: 0 S: 8 H: 0 LOB: 0 BB: 0 P: 12	R: 0 E: 0 K: 1 S: 11 H: 1 LOB: 1 BB: 0 P: 16	R: 0 E: 0 K: 0 S: 9 H: 0 LOB: 1 BB: 1 P: 17	R: 0 E: 0 K: 0 S: 4 H: 1 LOB: 0 BB: 0 P: 9	R: 0 E: 0 K: 2 S: 11 H: 0 LOB: 0 BB: 0 P: 16	R: 0 E: 0 K: 0 S: 9 H: 0 LOB: 0 BB: 0 P: 14	1B: 2 2B: 0 3B: 0 HR: 0	SF: 0 SAC: 0 DP: 1 HBP: 0			WP: 0 PB: 0 SB: 0 CS: 1	PA: 30		

PITCHER	IP	WLS	BF	H	R	ER	SO	BB	IBB	HBP	BLK	WP	HR	S	P	ERA	WHIP
33 Cliff Lee, L (1, 1) ERA: 3.12	9.0	W	29	2	0	0	4	2	0	0	0	0	0	74	117	0.00	0.444

PITCHER	IP	WLS	BF	H	R	ER	SO	BB	IBB	HBP	BLK	WP	HR	S	P	ERA	WHIP

TOP

Florida Marlins @ Philadelphia Phillies

Citizens Bank Park, Philadelphia, PA

Thu Jun 16 2011, 1:08 PM - 3:28 PM EDT

Att. 45,628 - Cloudy - 80 F

livebaseballscorecards.com

AB	27
R	0
H	2
RBI	0
BB	2
SO	4
LOB	6

Florida Marlins @ Philadelphia Phillies

Citizens Bank Park, Philadelphia, PA

Thu Jun 16 2011, 1:08 PM - 3:28 PM EDT

Att. 45,628 - Cloudy - 80 F

livebaseballscorecards.com

BOTTOM

Batter	1	2	3	4	5	6	7	8	9	AB	R	H	RBI	BB	SO	LOB
11 Jimmy Rollins, S (1, 6) OBP: 0.330, SLG: 0.377	C FF 90 B SI 90 X CH 81 1-1 ① L3	B CH 80 F SI 92 B CH 79 B FF 91 F FF 88 X SL 81 3-2 ③ P6		B SI 83 F FF 89 C CU 70 B FF 90 X CH 81 2-2 ③ P4		F FF 95 B FF 95 C SL 89 B FF 95 X FF 95 2-2 3-H 2B				4	0	1	1	0	0	2
8 Shane Victorino, S (1, 8) OBP: 0.359, SLG: 0.476	B SI 90 B SI 91 B FF 91 C FF 91 X FF 91 3-1 27 1B 1B		C FF 90 X CU 74 0-1 27 G6-4-3 1B		B FF 89 S FF 89 F FF 90 B FF 90 T SL 80 2-2 ① K	C SL 85 C FF 95 S FF 94 0-3 ③ K				4	0	2	0	0	2	1
27 Placido Polanco, R (1, 5) OBP: 0.351, SLG: 0.386	C SI 90 C SL 84 X SI 91 0-2 29 BB 1-3 1B		X SI 89 0-0 ① ② G6-4-3 1-2f		C SI 89 F SI 90 X CU 69 0-2 ② F9		C SI 93 X SL 83 0-1 ① G1-3			4	0	1	0	0	0	1
6 Ryan Howard, L (1, 3) OBP: 0.347, SLG: 0.494	B SI 91 C SL 84 T FF 91 F SL 83 S SI 92 1-3 ② K		C SL 83 F FF 90 B SL 82 B CH 77 B CH 80 F SI 92 B FF 91 4-2 BB		B FF 91 F FF 92 X FF 91 1-1 HR		X SI 94 0-0 ② G6-3			3	1	1	1	1	1	2
29 Raul Ibanez, L (1, 7) OBP: 0.293, SLG: 0.407	B FF 92 B CH 81 B CU 77 B SI 91 4-0 1-2 BB		B CU 76 F CU 73 B FF 92 F SI 91 X CH 81 2-2 ③ G4-3		F CH 82 X SI 91 0-1 2B		B SI 92 T CH 84 X SI 94 1-1 ③ G5-3			3	0	1	0	1	0	1
51 Carlos Ruiz, R (1, 2) OBP: 0.362, SLG: 0.335	C FF 92 B FF 93 C SL 83 F FF 92 F SL 84 F FF 93 X CU 78 1-2 ③ P3			B SL 82 C SI 90 X SI 90 1-1 ① G1-3	F SI 91 B SI 91 X SL 77 1-1 ③ F9			B SI 93 S SL 82 X SL 83 1-1 ① G4-3		4	0	0	0	0	0	4
9 Domonic Brown, L (1, 9) OBP: 0.309, SLG: 0.434		C FF 90 B SL 77 B FF 92 B SI 90 F SI 91 X FF 91 3-2 ① F8		C FF 92 C FF 92 B CH 75 F SI 93 F FF 92 B CH 77 F SL 81 S SI 91 2-3 ② K		F FF 93 B FF 94 F FF 94 B FF 94 X SL 86 2-2 33 G1-3 7 G6-3 11 2B 1B		B SI 94 X SI 93 1-0 ② G4-3		4	1	1	0	0	1	0
7 Michael Martinez, S (1, 4) OBP: 0.226, SLG: 0.254		B SI 91 S SI 92 X CU 74 1-1 ② F9		F FF 91 T FF 92 B CH 76 X FF 92 1-2 33 2B 1B		X FF 93 0-0 ① G6-3 1-2		B SI 94 F SI 94 X CH 85 1-1 ③ F7		4	1	1	0	0	0	1
33 Cliff Lee, L (1, 1) OBP: 0.265, SLG: 0.303		B FF 90 X FF 90 1-0 1B		S FF 91 C CU 74 F FF 92 B SL 76 F SL 79 X CU 75 1-2 1-H 2B		C FF 94 X FF 94 0-1 ② G1-3 2-3				3	0	2	1	0	0	1
Inning Stats	R: 0 E: 0 K: 1 S: 17 H: 2 LOB: 3 BB: 1 P: 27	R: 0 E: 0 K: 0 S: 9 H: 1 LOB: 1 BB: 0 P: 17	R: 0 E: 0 K: 0 S: 9 H: 1 LOB: 1 BB: 1 P: 15	R: 1 E: 0 K: 1 S: 19 H: 2 LOB: 1 BB: 0 P: 26	R: 1 E: 0 K: 1 S: 12 H: 2 LOB: 1 BB: 0 P: 16	R: 1 E: 0 K: 1 S: 12 H: 2 LOB: 1 BB: 0 P: 16	R: 0 E: 0 K: 0 S: 5 H: 0 LOB: 0 BB: 0 P: 6	R: 0 E: 0 K: 0 S: 5 H: 0 LOB: 0 BB: 0 P: 8		1B: 6 2B: 3 3B: 0 HR: 1 SF: 0 SAC: 0 DP: 1 HBP: 0				WP: 0 PB: 0 SB: 0 CS: 0 PA: 35	

	AB	33
	R	3
	H	10
	RBI	3
	BB	2
	SO	4
	LOB	13

PITCHER		IP	WLS	BF	H	R	ER	SO	BB	IBB	HBP	BLK	WP	HR	S	P	ERA	WHIP
23 Javier Vazquez, R ERA: 6.85	(1, 1)	5.0	L	24	8	2	2	3	2	0	0	0	0	1	66	101	3.60	2.000
40 Mike Dunn, L ERA: 4.31	(6, 1)	1.0		5	2	1	1	1	0	0	0	0	0	0	12	16	9.00	2.000
58 Ryan Webb, R ERA: 3.62	(7, 1)	2.0		6	0	0	0	0	0	0	0	0	0	0	10	14	0.00	0.000

PITCHER	IP	WLS	BF	H	R	ER	SO	BB	IBB	HBP	BLK	WP	HR	S	P	ERA	WHIP

Batter	1	2	3	4	5	6	7	8	9	AB	R	H	RBI	BB	SO	LOB
11 Jimmy Rollins, S (1, 6) OBP: 0.329, SLG: 0.373	B FF 91 C FF 91 S FF 92 X FF 93 1-2 ① F7		F FF 95 B CH 87 1 SAFE B FF 95 C SL 82 B FF 96 3-2 ③ CS 1-2	C FF 93 F SL 81 X FF 95 0-2 ① F8		B FF 94 F FF 93 B CH 86 F FF 94 B SL 85 F FF 95 B SL 84 4-2 ① 8 1B 26 1B BB		F SI 89 B CH 81 F SI 86 B SL 81 X FF 86 2-2 ①② G5-4-3 1-2f		3	1	0	0	1	0	1
8 Shane Victorino, S (1, 8) OBP: 0.361, SLG: 0.491	B FF 92 X FF 92 1-0 ② F8			B SL 83 S FF 94 X FF 94 1-1 ② F9		B FF 92 B FF 92 B FF 93 C FF 93 F FF 94 X FF 93 3-2 26 1B 1-3 1B		B SI 87 X SI 86 1-0 HR		4	1	2	1	0	0	0
26 Chase Utley, L (1, 4) OBP: 0.388, SLG: 0.494	B FF 93 C SL 83 X FF 94 1-1 ③ G6-3			C FF 95 F FF 96 F FF 96 F SL 85 H FF 95 1-2 HBP		X FF 93 0-0 6 BB 1-3 3-H 1B		C SI 90 B SL 80 B SI 86 F FF 89 F SL 80 B CH 83 X FC 89 3-2 ③ G3-1		3	0	1	1	0	0	0
6 Ryan Howard, L (1, 3) OBP: 0.345, SLG: 0.489		C FF 94 C SL 83 T FF 95 0-2 ① K		X FF 96 0-0 ③ G4-3		C SL 84 B FF 96 B SL 85 B SL 84 B SI 96 4-1 BB 1-2			S SI 96 B FS 86 B FS 86 X SI 96 2-1 ① F8	3	0	0	0	1	1	1
27 Placido Polanco, R (1, 5) OBP: 0.347, SLG: 0.380		C FF 95 B SL 85 F FF 95 S FF 95 1-3 ② K			B FF 93 C FF 94 X CH 88 1-1 ① P4	C FF 96 F CH 88 S SI 98 0-3 ③ K			X SI 96 0-0 ② G4-3	4	0	0	0	0	2	3
29 Raul Ibanez, L (1, 7) OBP: 0.292, SLG: 0.405		C SL 84 B FF 96 X FF 96 1-1 ③ F7			B FF 93 C FF 95 S CH 89 F SL 87 B FF 97 X SL 84 2-2 ② G1-3		C SI 88 B SI 86 F SI 89 X SL 81 1-2 ① G6-3		C SI 96 S FS 87 X SI 95 0-2 10 1B	4	0	1	0	0	0	0
10 Ben Francisco, R (1, 10) OBP: 0.343, SLG: 0.365			B FF 93 B SL 84 B FF 94 B FF 94 4-0 11 CS BB		C SL 83 B FF 95 B CH 90 C SL 85 B FF 97 S FF 97 3-3 ③ K		F SI 88 B SI 89 F SI 87 S SL 80 1-3 ② K		B SL 88 F SI 96 S FS 86 X FS 86 1-2 1-2 1B	3	0	1	0	1	2	0
9 Domonic Brown, L (1, 9) OBP: 0.296, SLG: 0.414			C FF 93 X SL 82 0-1 ① F8		B FF 92 B FF 93 X FF 94 2-0 ① G4-3		S FC 89 B SL 80 B SL 81 X FC 89 2-1 ③ G6-3		C SI 96 B SI 96 X SI 97 1-1 ③ G6-3	4	0	0	0	0	0	3
51 Carlos Ruiz, R (1, 2) OBP: 0.362, SLG: 0.335			B FF 94 1 SAFE F FF 93 D SL 82 C FF 94 B FF 94 F FF 94 C SL 82 3-3 ② K		C FF 93 S SL 84 X SI 95 0-2 ② F9			B SI 86 X SI 85 1-0 11 G5-4-3 1B		3	0	1	0	0	1	1
Inning Stats	R: 0 E: 0 K: 0 S: 6 H: 0 LOB: 0 BB: 0 P: 9	R: 0 E: 0 K: 2 S: 8 H: 0 LOB: 0 BB: 0 P: 10	R: 0 E: 0 K: 1 S: 8 H: 0 LOB: 0 BB: 1 P: 18	R: 0 E: 0 K: 0 S: 10 H: 0 LOB: 1 BB: 0 P: 12	R: 0 E: 0 K: 1 S: 9 H: 0 LOB: 0 BB: 0 P: 15	R: 1 E: 0 K: 1 S: 15 H: 2 LOB: 3 BB: 2 P: 28	R: 0 E: 0 K: 1 S: 8 H: 0 LOB: 0 BB: 0 P: 12	R: 1 E: 0 K: 0 S: 9 H: 2 LOB: 0 BB: 0 P: 16	R: 0 E: 0 K: 0 S: 11 H: 2 LOB: 2 BB: 0 P: 15	1B: 5 2B: 0 3B: 0 HR: 1 SF: 0 SAC: 0 DP: 1 HBP: 1						

PITCHER		IP	WLS	BF	H	R	ER	SO	BB	IBB	HBP	BLK	WP	HR	S	P	ERA	WHIP
36 Michael Pineda, R ERA: 2.64	(1, 1)	6.0	W	23	2	1	1	5	3	0	1	0	0	0	56	92	1.50	0.833
32 Aaron Laffey, L ERA: 2.08	(7, 1)	2.0	H	7	2	1	1	1	0	0	0	0	0	1	17	28	4.50	1.000
43 Brandon League, R ERA: 3.9	(9, 1)	1.0	S	5	2	0	0	0	0	0	0	0	0	0	11	15	0.00	2.000

PITCHER	IP	WLS	BF	H	R	ER	SO	BB	IBB	HBP	BLK	WP	HR	S	P	ERA	WHIP

TOP

Philadelphia Phillies @ Seattle Mariners

Safeco Field, Seattle, WA

Fri Jun 17 2011, 7:11 PM - 9:37 PM PDT

Att. 34,353 - Partly Cloudy - 65 F

livebaseballscorecards.com

AB	31
R	2
H	6
RBI	2
BB	3
SO	6
LOB	9

Batter	1	2	3	4	5	6	7	8	9	AB	R	H	RBI	BB	SO	LOB
51 Ichiro Suzuki, L (1, 9) OBP: 0.326, SLG: 0.334	C FF 91 B FF 92 C CH 82 X FF 92 1-2 ① G4-3		F FF 93 B FF 93 B FF 91 F SI 91 X FF 91 3-2 26 3B 1B		C FF 90 S FF 91 X CU 64 0-2 4 SH2-3 17 SF4 26 BB 1B		X FF 91 0-0 26 1B 2B			4	3	3	0	0	0	0
26 Brendan Ryan, R (1, 6) OBP: 0.317, SLG: 0.316	C FF 92 B FC 86 F CH 83 X CH 83 1-2 ② G4-3		X FF 92 0-0 1-H 3B		1 SAFE B SI 90 B CH 82 B FF 92 C FF 90 B SI 88 4-1 17 SF4 4 SH2-3 1-2 BB		B FC 83 X FF 88 1-0 4 S 2-H 1B			3	0	2	2	1	0	0
4 Adam Kennedy, L (1, 10) OBP: 0.310, SLG: 0.425	C FF 92 B CU 70 B CH 82 B CH 83 C SI 91 X SI 91 3-2 ③ F8		X SI 92 0-0 ② F8		X FF 89 0-0 ① SH2-3 1-2 2-3		C SL 87 C SI 91 S FF 92 0-3 ② K 1-2			3	0	0	0	0	1	2
17 Justin Smoak, S (1, 3) OBP: 0.354, SLG: 0.480		X CH 82 0-0 13 1B 1B	B FF 93 B SI 92 B FF 92 D CH 85 4-0 BB		B FF 93 S FC 85 X FC 85 1-1 ② SF4 2-3 3-H		C FF 92 B FF 93 B SL 86 B SL 87 B SI 92 4-1 BB			1	0	1	1	2	0	0
8 Carlos Peguero, L (1, 7) OBP: 0.274, SLG: 0.439 56 Greg Halman, R (8, 7) OBP: 0.409, SLG: 0.636		B SI 90 X SI 90 1-0 ① F7	F FF 93 B FF 92 F FF 91 X CU 64 1-2 ③ P3		B FF 93 S FF 92 F FF 91 X CH 81 1-2 ③ F7		C SL 86 S FF 92 S FS 81 0-3 ③ K2-3			4 0	0 0	0 0	0 0	0 0	1 0	6 0
30 Miguel Olivo, R (1, 2) OBP: 0.281, SLG: 0.421	1 SAFE S FF 91 S FF 91 S FF 92 0-3 ② K		B FC 84 B FF 91 X FF 91 2-0 HR		B FF 89 X CH 81 1-0 ① F8			C SI 92 B SI 93 X SI 92 1-1 1B		4	1	2	1	0	1	1
13 Dustin Ackley, L (1, 4) OBP: 0.250, SLG: 0.250	C FF 92 C SI 92 F SI 91 X CH 84 0-2 1-2 1B		B FF 90 B FC 84 F SI 90 B CU 69 X FF 88 3-2 ① F8		F SI 90 C FC 82 B CU 69 X FC 82 1-2 ② G3			C SI 91 X SL 83 0-1 ① F8		4	0	1	0	0	0	1
9 Chone Figgins, S (1, 5) OBP: 0.244, SLG: 0.261	B SI 93 F FF 92 X FF 92 1-1 ③ F7		C SI 91 B CH 83 X FF 92 1-1 ② P2		C FC 80 C SI 88 B FF 91 B FF 90 B CH 86 X FF 87 3-2 ③ P5			1 SAFE C SI 93 1 SAFE B SI 93 F SI 92 B SI 93 S SI 93 2-3 ② K		4	0	0	0	0	1	3
21 Franklin Gutierrez, R (1, 8) OBP: 0.220, SLG: 0.253			B FF 92 C FF 91 F SI 90 B CH 84 F FF 92 S FF 93 2-3 ① K	C FC 83 F FC 84 F FF 92 S CU 64 0-3 ③ K			C CH 88 C SI 90 X FF 91 0-2 ① P3	B SI 93 S CH 84 B SI 93 S SI 93 X SI 94 2-2 ③ F9		4	0	0	0	0	2	1
Inning Stats	R: 0 E: 0 K: 0 S: 9 H: 0 LOB: 0 BB: 0 P: 14	R: 0 E: 0 K: 1 S: 11 H: 2 LOB: 2 BB: 0 P: 13	R: 1 E: 0 K: 1 S: 12 H: 2 LOB: 2 BB: 1 P: 22	R: 1 E: 0 K: 1 S: 10 H: 1 LOB: 0 BB: 0 P: 16	R: 1 E: 0 K: 0 S: 10 H: 1 LOB: 1 BB: 1 P: 16	R: 0 E: 0 K: 0 S: 7 H: 0 LOB: 0 BB: 0 P: 12	R: 1 E: 0 K: 2 S: 12 H: 2 LOB: 2 BB: 1 P: 17	R: 0 E: 0 K: 1 S: 10 H: 1 LOB: 1 BB: 0 P: 15		1B: 6 2B: 1 3B: 1 HR: 1 SF: 1 SAC: 1 DP: 0 HBP: 0					WP: 0 PB: 0 SB: 1 CS: 0 PA: 36	

PITCHER		IP	WLS	BF	H	R	ER	SO	BB	IBB	HBP	BLK	WP	HR	S	P	ERA	WHIP
44 Roy Oswalt, R ERA: 3.38	(1, 1)	6.1	L	29	8	4	4	3	2	0	0	0	0	1	64	99	5.68	1.579
52 Jose Contreras, R ERA: 4.05	(7, 1)	0.2		3	0	0	0	2	1	0	0	0	0	0	7	11	0.00	1.500
57 David Herndon, R ERA: 4.57	(8, 1)	1.0		4	1	0	0	1	0	0	0	0	0	0	10	15	0.00	1.000

PITCHER	IP	WLS	BF	H	R	ER	SO	BB	IBB	HBP	BLK	WP	HR	S	P	ERA	WHIP

BOTTOM

Philadelphia Phillies @ Seattle Mariners

Safeco Field, Seattle, WA

Fri Jun 17 2011, 7:11 PM - 9:37 PM PDT

Att. 34,353 - Partly Cloudy - 65 F

livebaseballscorecards.com

AB	31
R	4
H	9
RBI	4
BB	3
SO	6
LOB	14

Philadelphia Phillies @ Seattle Mariners

Safeco Field, Seattle, WA

Sat Jun 18 2011, 7:10 PM - 10:20 PM PDT

Att. 35,838 - Roof Closed - 59 F

TOP

livebaseballscorecards.com

Batter	1	2	3	4	5	6	7	8	9	AB	R	H	RBI	BB	SO	LOB
11 Jimmy Rollins, S (1, 6) OBP: 0.337, SLG: 0.378	X FF 93 0-0 26 FC3-6 8 WP 6 SF8 1B		C CU 80 X FF 95 0-1 ② G4-3		B CH 90 C CH 90 F CU 82 X FF 96 1-2 8 S 1B		D CU 82 B CH 89 C CH 90 B SI 94 F CH 90 B CU 83 4-2 8 2B BB		C FC 88 B CU 80 B SI 92 X FC 89 2-1 8 HR 1B	4	2	3	0	1	0	0
8 Shane Victorino, S (1, 8) OBP: 0.370, SLG: 0.523	B SI 94 B SI 92 S SI 94 C CU 81 B CU 82 B FF 95 4-2 26 FC3-6 1-2 BB		X FF 94 0-0 3B		1 SAFE 1 SAFE B SI 91 C CH 90 S CU 83 D CH 90 X CU 83 2-2 ③ G3-1 1-2		B CH 89 C SI 94 X CU 80 1-1 1-3 2-H 3-H 2B		1 SAFE 1 SAFE 1 SAFE C SI 91 S SI 91 B CU 79 1 SAFE B SI 92 X SI 90 2-2 1-H HR	4	1	3	4	1	0	1
26 Chase Utley, L (1, 4) OBP: 0.379, SLG: 0.471	B SI 95 C CU 81 F CH 90 F FF 94 X CH 90 1-2 ① FC3-6 27 FC6-4 1-2f 2-3		S FF 95 S CU 83 B FC 95 D CU 83 X FF 95 2-2 ③ G3			B SI 93 S CH 89 S CU 82 B CU 72 X CH 90 2-2 ① G4-3 F FF 94 X SI 93 0-1 ③ G3-1			C SI 94 H SL 83 1-1 HBP	4	0	0	0	0	0	5
6 Ryan Howard, L (1, 3) OBP: 0.346, SLG: 0.492	B CU 82 X FF 94 1-0 ② SF8 3-H			B X SI 94 1-0 29 G1 2B		B FF 94 B SI 95 X CH 89 2-0 ② F7		B FF 89 X SI 88 1-0 27 G6-4-3 1B	C SI 93 B CU 80 C CU 80 B SI 93 B SI 93 S FC 90 3-3 ③ K	4	0	2	1	0	1	1
27 Placido Polanco, R (1, 5) OBP: 0.342, SLG: 0.375	X SI 95 0-0 ③ FC6-4 1-2f			B SI 95 F FF 94 F CH 90 F SI 95 C CU 82 1-3 ① K		C SL 85 F SI 94 F SI 91 B FF 93 B CH 90 B CU 83 F SI 93 X FF 93 3-2 ③ G6-3		C SI 89 S CH 83 X CH 84 0-2 ①② G6-4-3 1-2f		4	0	0	0	0	1	3
29 Raul Ibanez, L (1, 7) OBP: 0.295, SLG: 0.406		C SI 93 X CH 87 0-1 7 G3-6-1 1B		X CH 91 0-0 ② G1 2-3			B SI 93 S SI 93 C CU 81 S SL 86 1-3 ① K	B FF 89 C CH 83 F CH 84 B SI 89 B CH 84 X CH 83 3-2 1B		4	0	2	0	0	1	1
7 Ross Gload, L (1, 10) OBP: 0.298, SLG: 0.283		B FF 94 B FF 94 F FF 94 F CH 90 B FF 94 X CH 90 3-2 ①② G3-6-1 1-2f	C CU 82 B SI 91 B FF 95 S SI 91 B FC 95 F CU 82 S SI 96 3-3 ③ K				B SI 94 C CH 89 B CU 81 X SI 94 2-1 9 2B 8 2B 1B	C SI 89 S CU 76 F CH 84 F CU 76 B FF 90 B SI 89 X CH 83 2-2 ③ G3		4	1	1	0	0	1	3
9 Domonic Brown, L (1, 9) OBP: 0.294, SLG: 0.418		C CU 81 B FF 94 C CU 82 X CH 90 1-2 ③ G3-1			T CH 89 C CU 82 F FF 94 B CU 83 S CH 91 2-3 ① K		B SI 94 F CH 89 B SI 94 F SI 93 X CU 82 2-2 8 2B 1-3 2B		B FC 89 B SI 92 F SI 91 T FC 88 X CU 80 2-2 ① G3	4	1	1	0	0	1	0
51 Carlos Ruiz, R (1, 2) OBP: 0.354, SLG: 0.327			C SL 85 F SI 93 F CU 82 X CH 90 0-2 ① G5-3		F SI 95 S SI 95 S SI 92 0-3 ② K		B SI 95 B SI 93 S SI 93 F CH 90 D CH 90 X SI 92 3-2 ② P4		C SI 92 X SI 92 0-1 ② G4-3	4	0	0	0	0	1	2
Inning Stats	R: 1 E: 0 K: 0 S: 9 H: 1 LOB: 1 BB: 1 P: 15	R: 0 E: 0 K: 0 S: 8 H: 1 LOB: 0 BB: 0 P: 12	R: 0 E: 0 K: 0 S: 10 H: 1 LOB: 0 BB: 0 P: 12	R: 0 E: 0 K: 2 S: 10 H: 1 LOB: 1 BB: 0 P: 15	R: 0 E: 0 K: 2 S: 13 H: 1 LOB: 1 BB: 0 P: 18	R: 0 E: 0 K: 0 S: 9 H: 0 LOB: 0 BB: 0 P: 16	R: 2 E: 0 K: 1 S: 17 H: 3 LOB: 2 BB: 1 P: 30	R: 0 E: 0 K: 0 S: 12 H: 2 LOB: 1 BB: 0 P: 18	R: 2 E: 0 K: 1 S: 14 H: 2 LOB: 1 BB: 0 P: 24	1B: 7 2B: 3 3B: 1 HR: 1 SF: 1 SAC: 0 DP: 2 HBP: 1	WP: 1 PB: 0 SB: 1 CS: 0 PA: 40					

	AB	36
	R	5
	H	12
	RBI	5
	BB	2
	SO	6
	LOB	16

PITCHER		IP	WLS	BF	H	R	ER	SO	BB	IBB	HBP	BLK	WP	HR	S	P	ERA	WHIP
34 Félix Hernández, R ERA: 3.34	(1, 1)	7.0	L	30	8	3	3	5	2	0	0	0	1	0	76	118	3.86	1.429
39 David Pauley, R ERA: 1.12	(8, 1)	1.0		4	2	0	0	0	0	0	0	0	0	0	12	18	0.00	2.000
50 Jamey Wright, R ERA: 3.48	(9, 1)	1.0		6	2	2	2	1	0	0	1	0	0	1	14	24	18.00	2.000

PITCHER	IP	WLS	BF	H	R	ER	SO	BB	IBB	HBP	BLK	WP	HR	S	P	ERA	WHIP

BOTTOM

Batter	1	2	3	4	5	6	7	8	9	AB	R	H	RBI	BB	SO	LOB
51 Ichiro Suzuki, L (1, 9) OBP: 0.324, SLG: 0.332	C FC 90 F FC 90 B FF 92 X SL 86 1-2 **G5-3** ①	C FC 90 X SL 87 0-1 **FC4-2-5** ② 1-2 3-H			B CH 83 B FC 90 X FF 90 2-0 4 G3 26 SH5-4 1B		F FF 92 1 SAFE C SL 82 X FF 94 0-2 **G5-3** ② 1-3		B FF 94 C FF 94 F CH 85 B SI 95 B FF 93 F FF 94 S CH 86 3-3 **K** ③	5	0	1	0	0	1	4
26 Brendan Ryan, R (1, 6) OBP: 0.318, SLG: 0.313	C FC 93 C KC 77 F SL 88 B KC 78 X FF 92 1-2 **P1** ②	C FF 90 B FF 88 F FF 91 B FC 91 S CH 84 2-3 **K** ③			1 SAFE B FF 87 X CH 82 1-0 **SH5-4** ① 1-2		D SL 81 B SL 81 B FF 93 C FF 94 B FF 94 4-1 **BB**			2	0	0	0	1	1	2
4 Adam Kennedy, L (1, 5) OBP: 0.309, SLG: 0.421	B FC 92 B SI 90 F FF 92 X SI 93 2-1 17 2B 1B	C FC 91 B SI 86 X FF 92 1-1 **G4-3** ①			C SL 84 S SL 84 F FF 89 B FC 88 F SL 85 B CH 84 B KC 74 F FC 90 F SL 86 3-2 **G3** ② 2-3		C SL 82 1 SAFE C FF 93 S SL 85 0-3 **K** ③			4	0	1	0	0	1	3
17 Justin Smoak, S (1, 3) OBP: 0.356, SLG: 0.482	C FF 89 D CH 84 B SL 87 F CH 83 F FF 92 F SL 86 X SI 91 2-2 1-3 **2B**	C KC 76 B SL 86 F SL 86 F FF 92 B SL 88 B FF 93 F FF 92 B SL 86 4-2 **BB**			B SL 86 C KC 79 B FF 91 F FC 89 X CH 84 2-2 **G6-3** ③			F FF 92 B FF 93 S SL 83 X SL 83 1-2 **P5** ①		3	0	1	0	1	0	1
30 Miguel Olivo, R (1, 2) OBP: 0.276, SLG: 0.413	C FF 90 B FF 91 F SL 87 X FF 91 1-2 **G1-3** ③		F FF 88 T FC 90 S FF 91 0-3 **K** ②			B SL 80 T FF 92 F FF 92 B SL 81 S SL 82 2-3 **K** ①		B FF 93 F FF 92 B SL 84 S SL 83 F SL 85 B FF 92 X FF 92 3-2 **P5** ②		4	0	0	0	0	2	3
8 Carlos Peguero, L (1, 7) OBP: 0.266, SLG: 0.426 21 Franklin Gutierrez, R (8, PH) OBP: 0.217, SLG: 0.250 (9, 8)		B KC 76 F CH 83 S FC 92 B FF 93 S FF 93 2-3 **K** ①	X SL 86 0-0 **G4-3** ③			B SL 80 X FF 93 1-0 **P2** ②		B FF 92 C FF 92 B SL 85 S SL 84 F FF 93 F FF 92 S SL 84 2-3 **K** ③		3 1	0 0	0 0	0 0	0 0	1 1	1 0
13 Dustin Ackley, L (1, 4) OBP: 0.250, SLG: 0.625		F SL 88 B CH 85 F FF 93 B SL 86 B FF 93 X CH 85 3-2 **HR**	B FC 91 B SI 89 C FC 89 X SL 85 2-1 **F8** ①			C FF 93 B FF 93 F SL 80 F FF 94 B FF 94 F FF 93 X FF 94 2-2 **L5** ③			B FF 92 B FF 95 B FF 94 C FF 94 X SI 94 3-1 **F7** ①	4	1	1	1	0	0	0
20 Mike Carp, L (1, 10) OBP: 0.385, SLG: 0.286		F FC 89 B FF 92 C SI 91 B FC 93 B FF 90 F FC 92 B FF 92 4-2 56 1B 56 WP 51 FC4-2-5 **BB**	C SL 85 F SI 91 X KC 75 0-2 **F8** ②				B SL 83 B FF 91 X FF 92 2-0 **F8** ①		B FF 96 F SI 94 B CH 85 S CH 84 F CH 86 B FF 96 X SI 93 3-2 **F7** ②	3	0	0	0	1	0	0
56 Greg Halman, R (1, 8) OBP: 0.462, SLG: 0.640 (9, 7)		1 SAFE B FF 87 B CH 84 C FC 90 X SL 86 2-1 51 FC4-2-5 1-3 **1B**	X FF 92 0-0 **G4-3** ③				B FF 93 F FF 93 B SL 82 S FF 94 B FF 94 F FF 94 F FF 94 F FF 94 B FF 94 4-2 51 G5-3 51 S **BB**		X FF 95 0-0 **1B**	3	0	2	0	1	0	0
Inning Stats	R: 0 H: 2 E: 0 LOB: 2 K: 0 BB: 0 S: 17 P: 24	R: 1 H: 2 E: 0 LOB: 2 K: 2 BB: 1 S: 16 P: 29	R: 0 H: 0 E: 0 LOB: 1 K: 1 BB: 1 S: 10 P: 15	R: 0 H: 0 E: 0 LOB: 0 K: 0 BB: 0 S: 6 P: 8	R: 0 H: 1 E: 0 LOB: 1 K: 0 BB: 0 S: 12 P: 20	R: 0 H: 0 E: 0 LOB: 0 K: 1 BB: 0 S: 9 P: 14	R: 0 H: 0 E: 0 LOB: 2 K: 1 BB: 2 S: 13 P: 23	R: 0 H: 0 E: 0 LOB: 0 K: 1 BB: 0 S: 12 P: 18	R: 0 H: 1 E: 0 LOB: 1 K: 1 BB: 0 S: 11 P: 20	1B: 4 2B: 1 3B: 0 HR: 1	SF: 0 SAC: 1 DP: 0 HBP: 0			WP: 1 PB: 0 SB: 1 CS: 0	PA: 37		

PITCHER		IP	WLS	BF	H	R	ER	SO	BB	IBB	HBP	BLK	WP	HR	S	P	ERA	WHIP
49 Vance Worley, R ERA: 3.41	(1, 1)	5.0		22	5	1	1	3	2	0	0	0	1	1	61	96	1.80	1.400
40 Michael Stutes, R ERA: 2.08	(6, 1)	1.2	W	7	0	0	0	1	2	0	0	0	0	0	19	34	0.00	1.200
37 Antonio Bastardo, L ERA: 1.0	(7, 1)	1.1	H	4	0	0	0	2	0	0	0	0	0	0	15	21	0.00	0.000
46 Ryan Madson, R ERA: 2.03	(9, 1)	1.0		4	1	0	0	1	0	0	0	0	0	0	11	20	0.00	1.000

PITCHER	IP	WLS	BF	H	R	ER	SO	BB	IBB	HBP	BLK	WP	HR	S	P	ERA	WHIP

Philadelphia Phillies @ Seattle Mariners

Safeco Field, Seattle, WA

Sat Jun 18 2011, 7:10 PM - 10:20 PM PDT

Att. 35,838 - Roof Closed - 59 F

livebaseballscorecards.com

AB	32
R	1
H	6
RBI	1
BB	4
SO	7
LOB	14

Philadelphia Phillies @ Seattle Mariners

Safeco Field, Seattle, WA

Sun Jun 19 2011, 1:11 PM - 3:31 PM PDT

Att. 45,470 - Cloudy - 61 F

TOP

livebaseballscorecards.com

Batter	1	2	3	4	5	6	7	8	9	AB	R	H	RBI	BB	SO	LOB
11 Jimmy Rollins, S (1, 6) OBP: 0.332, SLG: 0.373	F SI 87 B CH 81 B FF 87 X SI 87 2-1 ① P4		C FC 84 B CH 80 B SI 88 F CH 81 F FF 85 X FF 89 2-2 ① P4		C CH 81 C KC 74 X KC 75 0-2 ③ F7			X FC 82 0-0 ③ P6		4	0	0	0	0	0	0
8 Shane Victorino, S (1, 8) OBP: 0.364, SLG: 0.513	B CH 81 C SI 88 F FC 85 B FF 88 S FC 84 2-3 ② K		B CH 80 X CH 80 1-0 ② P5			C FC 83 X KC 73 0-1 ① P6			C FC 83 F CH 81 B FC 84 X FF 89 1-2 ① F8	4	0	0	0	0	1	0
26 Chase Utley, L (1, 4) OBP: 0.364, SLG: 0.451	B FF 87 C FF 88 F FC 84 S CH 82 1-3 K 10 WP 6 1B		X FF 89 0-0 ③ G4-1			C FC 84 B CH 81 X CH 81 1-1 ② G4-3			C FF 88 F FC 83 X CH 81 0-2 ② L8	4	0	0	0	0	1	0
6 Ryan Howard, L (1, 3) OBP: 0.348, SLG: 0.493	C FF 88 X FC 85 0-1 10 WP 1-2 1B			B KC 73 C SI 88 C CH 80 F FF 88 S CH 81 1-3 ① K		X FF 87 0-0 ③ G4-3			S FF 88 C FF 89 B FF 89 X SI 90 1-2 1B	4	0	2	0	0	1	0
10 Ben Francisco, R (1, 9) OBP: 0.341, SLG: 0.362	C FC 85 C SI 88 B CH 80 D CH 82 F FF 89 X FC 86 2-2 ③ F7 1-2 2-3			C FF 85 B CH 79 X KC 75 1-1 51 BB 1B			C FC 83 X KC 73 0-1 ① G5-3		B FC 85 C CH 82 X FC 86 1-1 ③ F8	4	0	1	0	0	0	3
51 Carlos Ruiz, R (1, 2) OBP: 0.354, SLG: 0.323		C SI 87 B SI 88 B CH 80 X CH 80 2-1 ① G5-3		B FF 87 B FC 84 T FF 87 C FF 88 F FF 89 D CH 82 F FF 86 1 SAFE 1 SAFE 4-2 F SI 88 F CH 81 B FF 86 1-2 29 L5-3 BB			C KC 72 S FF 87 F KC 75 F SI 87 B CH 80 B FC 84 X CH 80 2-2 ② G6-3			2	0	0	0	1	0	0
29 Raul Ibanez, L (1, 10) OBP: 0.292, SLG: 0.402		B FF 87 X FF 88 1-0 ② F8		C FF 88 X FF 86 0-1 ② ③ L5-3 1-1			C FF 88 S FF 84 B FF 89 B KC 76 S FC 84 2-3 ③ K			3	0	0	0	0	1	2
21 Wilson Valdez, R (1, 5) OBP: 0.292, SLG: 0.316		B SI 87 B CH 82 B SI 88 C FF 87 B FF 88 4-1 BB			C KC 72 S CH 79 X KC 74 0-2 ① G6-3			C SI 85 F FF 88 F FC 84 F FF 88 X KC 74 0-2 ① G6-3		2	0	0	0	1	0	0
7 Michael Martinez, S (1, 7) OBP: 0.215, SLG: 0.242		B SI 88 S FF 88 F CH 80 1 SAFE S FF 89 1-3 ③ K			B CH 80 F SI 88 X FC 85 1-1 ② G6-3			B CH 80 B SI 87 C FC 83 F FC 83 T KC 73 2-2 ② K		3	0	0	0	0	2	1
Inning Stats	R: 0 H: 1 E: 0 LOB: 2 K: 2 BB: 0 S: 14 P: 21	R: 0 H: 0 E: 0 LOB: 1 K: 1 BB: 1 S: 7 P: 15	R: 0 H: 0 E: 0 LOB: 0 K: 0 BB: 0 S: 6 P: 9	R: 0 H: 1 E: 0 LOB: 1 K: 1 BB: 1 S: 14 P: 20	R: 0 H: 0 E: 0 LOB: 0 K: 0 BB: 0 S: 8 P: 9	R: 0 H: 0 E: 0 LOB: 0 K: 0 BB: 0 S: 5 P: 6	R: 0 H: 0 E: 0 LOB: 0 K: 1 BB: 0 S: 10 P: 14	R: 0 H: 0 E: 0 LOB: 0 K: 1 BB: 0 S: 9 P: 11	R: 0 H: 1 E: 0 LOB: 1 K: 0 BB: 0 S: 11 P: 14	1B: 3 SF: 0 2B: 1 SAC: 0 3B: 0 DP: 1 HR: 0 HBP: 0						

	AB	30
	R	0
	H	3
	RBI	0
	BB	2
	SO	6
	LOB	6

WP: 1 PA: 32
PB: 1
SB: 0
CS: 0

PITCHER	IP	WLS	BF	H	R	ER	SO	BB	IBB	HBP	BLK	WP	HR	S	P	ERA	WHIP
38 Jason Vargas, L (1, 1) ERA: 3.75	9.0	W	32	3	0	0	6	2	0	0	0	1	0	84	119	0.00	0.556

PITCHER	IP	WLS	BF	H	R	ER	SO	BB	IBB	HBP	BLK	WP	HR	S	P	ERA	WHIP

Batter	1	2	3	4	5	6	7	8	9	AB	R	H	RBI	BB	SO	LOB
51 Ichiro Suzuki, L (1, 9) OBP: 0.326, SLG: 0.334	B FF 90 F FF 88 B FF 92 B CH 84 X FF 91 3-1 ① L6		F FF 90 B FF 92 F FF 92 F CH 85 S FF 93 1-3 ② K			F CH 84 C FF 89 B FF 93 B FF 93 F FF 89 B CH 85 X CH 85 3-2 26 G6-3 17 1B 1B		C SI 92 C SI 92 B SI 93 F SI 92 F SL 83 B SI 93 X SL 83 2-2 26 SH5-4 1B		4	1	2	0	0	1	0
26 Brendan Ryan, R (1, 6) OBP: 0.314, SLG: 0.308	X FF 91 0-0 ② F9		F FC 89 C FF 93 B FF 93 B CH 85 F FF 93 X FC 90 2-2 ③ F7			1 SAFE B CH 84 F FF 92 1 SAFE C FC 88 F CH 84 1 SAFE X CU 77 1-2 ② G6-3 1-2		1 SAFE 1 SAFE X SI 91 0-0 ① SH5-4 1-2		3	0	0	0	0	0	1
17 Justin Smoak, S (1, 3) OBP: 0.362, SLG: 0.485	C FF 88 X CU 77 0-1 1B			B FF 88 B CH 83 B FF 87 C CH 84 C FF 92 F CH 85 F CH 83 S FF 93 3-3 ① K		B FF 92 X FC 88 1-0 30 1B 2-H 1B		I I I I 4-0 30 G1-4-3 IBB		3	0	2	1	1	1	0
30 Miguel Olivo, R (1, 2) OBP: 0.276, SLG: 0.410	B FF 91 F FF 88 X FF 91 1-1 ③ G4-3			C CU 76 S FF 90 S FC 89 0-3 ② K		X FF 91 0-0 1-2 1B		F SI 91 F SI 90 B SL 84 X SI 94 1-2 ②③ G1-4-3 1-2f		4	0	1	0	0	1	3
56 Greg Halman, R (1, 7) OBP: 0.414, SLG: 0.571		B FF 87 B CH 83 F CH 82 F FF 92 F FF 93 C FF 90 2-3 ① K		B CU 76 C FF 91 C FU 77 X FF 93 1-2 ③ G4-3		F CH 85 B FF 92 T FC 89 F FF 93 X FC 90 1-2 ③ G5-3				3	0	0	0	0	1	2
13 Dustin Ackley, L (1, 4) OBP: 0.273, SLG: 0.727		C FC 88 B CH 85 F FF 92 F FF 90 B CU 78 C FF 93 2-3 ② K			B FF 90 X FF 91 1-0 ① G4-3		C C CU 75 X FF 91 0-2 4 1B 3B			3	1	1	0	0	1	0
21 Franklin Gutierrez, R (1, 8) OBP: 0.221, SLG: 0.253		B CH 84 C FC 88 F CH 85 B FF 90 B FF 90 X FF 92 3-2 1B			B FF 91 B FF 92 C CH 84 C FC 88 B CU 78 F CH 85 X CH 85 3-2 ② G5-3		F FF 87 B FF 88 F CU 77 X FF 88 1-2 ① G6-3			3	0	1	0	0	0	1
20 Mike Carp, L (1, 10) OBP: 0.357, SLG: 0.261 4 Adam Kennedy, L (7, PH) OBP: 0.313, SLG: 0.425 (8, 10)		S FF 87 B FF 89 S CH 82 C FF 92 1-3 ③ K			C FF 92 C FF 93 B CU 79 X CH 85 1-2 ③ G3		B CH 87 B FF 91 S CH 83 B FF 88 X FF 88 3-1 9 G4-6-3 3-H 1B			2 1	0 0	0 1	0 1	1 0	1 0	1 0
9 Chone Figgins, S (1, 5) OBP: 0.241, SLG: 0.258			C FF 90 B FF 92 F FF 90 B CH 86 X CH 84 2-2 ① G6-3			B CH 82 C FF 87 C FF 88 F FF 93 F FC 89 B FC 87 F FF 93 B CH 85 X FF 89 3-2 ① G6-3		1 SAFE 1 SAFE B SL 89 C SL 86 C SL 91 1 SAFE F FF 91 X SL 86 1-2 ②③ G4-6-3 1-2f		3	0	0	0	0	0	1
Inning Stats	R: 0 E: 0 K: 0 S: 7 H: 1 LOB: 1 BB: 0 P: 11	R: 0 E: 0 K: 3 S: 14 H: 1 LOB: 1 BB: 0 P: 22	R: 0 E: 0 K: 1 S: 11 H: 0 LOB: 0 BB: 0 P: 16	R: 0 E: 0 K: 2 S: 11 H: 0 LOB: 0 BB: 0 P: 15	R: 0 E: 0 K: 0 S: 8 H: 0 LOB: 0 BB: 0 P: 13	R: 1 E: 0 K: 0 S: 20 H: 3 LOB: 2 BB: 0 P: 29	R: 1 E: 0 K: 0 S: 12 H: 2 LOB: 0 BB: 0 P: 17	R: 0 E: 0 K: 0 S: 9 H: 1 LOB: 1 BB: 1 P: 16		1B: 7 2B: 0 3B: 1 HR: 0 SF: 0 SAC: 1 DP: 2 HBP: 0					WP: 0 PB: 0 SB: 0 CS: 0	PA: 31

PITCHER		IP	WLS	BF	H	R	ER	SO	BB	IBB	HBP	BLK	WP	HR	S	P	ERA	WHIP
35 Cole Hamels, L ERA: 2.51	(1, 1)	6.1	L	26	7	2	2	6	0	0	0	0	0	0	79	118	2.84	1.105
52 Jose Contreras, R ERA: 3.86	(7, 1)	0.2		1	0	0	0	0	0	0	0	0	0	0	4	5	0.00	0.000
57 David Herndon, R ERA: 4.37	(8, 1)	1.0		4	1	0	0	0	0	1	0	0	0	0	9	16	0.00	1.000

PITCHER	IP	WLS	BF	H	R	ER	SO	BB	IBB	HBP	BLK	WP	HR	S	P	ERA	WHIP

BOTTOM

Philadelphia Phillies @ Seattle Mariners

Safeco Field, Seattle, WA

Sun Jun 19 2011, 1:11 PM - 3:31 PM PDT

Att. 45,470 - Cloudy - 61 F

livebaseballscorecards.com

AB	29
R	2
H	8
RBI	2
BB	1
SO	6
LOB	9

Philadelphia Phillies @ St. Louis Cardinals

Busch Stadium, St. Louis, MO

Tue Jun 21 2011, 7:15 PM - 10:27 PM CDT

Att. 40,095 - Partly Cloudy - 81 F

TOP

livebaseballscorecards.com

Batter	1	2	3	4	5	6	7	8	9	AB	R	H	RBI	BB	SO	LOB
11 Jimmy Rollins, S (1, 6) OBP: 0.335, SLG: 0.371	L4		BB		G3			L7	BB	4	1	1	2	2	0	1
8 Shane Victorino, S (1, 8) OBP: 0.364, SLG: 0.507	P6		P5			G4-3			F9	5	2	1	0	1	0	5
26 Chase Utley, L (1, 4) OBP: 0.375, SLG: 0.453 37 Antonio Bastardo, R (8, 1) 57 David Herndon, R (9, 1)	K			F9		6 G4-6-3 1B				4 0 0	1 0 0	2 0 0	2 0 0	1 0 0	1 0 0	0 0 0
6 Ryan Howard, L (1, 3) OBP: 0.355, SLG: 0.493		29 G4-6-3 BB		BB		1-2f G4-6-3		HBP		2	1	1	1	2	0	1
27 Placido Polanco, R (1, 5) OBP: 0.341, SLG: 0.371 21 Wilson Valdez, R (8, PR) OBP: 0.290, SLG: 0.314 (8, 5)		F9		F9			G3-1	HBP	F9	3 1	0 1	0 1	1 0	0 0	0 0	2 2
29 Raul Ibanez, L (1, 7) OBP: 0.290, SLG: 0.395		1-2f G4-6-3		G3			51 7 1B BB	K	G4-3	4	1	0	0	1	1	5
9 Domonic Brown, L (1, 9) OBP: 0.286, SLG: 0.404 10 Ben Francisco, R (8, PH) OBP: 0.343, SLG: 0.364 (8, 9)			G4-3		F9		F8	7 BB 11 1B 51 BB		3 2	0 1	0 1	0 1	0 0	0 1	1 0
51 Carlos Ruiz, R (1, 2) OBP: 0.370, SLG: 0.339			11 BB 1B		34 FC3-6 1B		7 1B	11 1B 7 BB	11 BB 7 E 1B	4	1	4	1	1	0	0
34 Roy Halladay, R (1, 1) OBP: 0.079, SLG: 0.054 7 Ross Gload, L (7, PH) OBP: 0.313, SLG: 0.298 40 Michael Stutes, R (7, 1) 7 Michael Martinez, S (8, PH) OBP: 0.224, SLG: 0.238 (8, 4)			K		FC3-6			26 8 BB 11 1B 1B	E3 11 BB	2 1 0 1	0 0 0 1	0 1 0 1	0 1 0 1	0 0 0 0	1 0 0 0	2 0 0 1
Inning Stats	R: 0 E: 0 K: 1 S: 8 H: 0 LOB: 0 BB: 0 P: 9	R: 0 E: 0 K: 0 S: 5 H: 0 LOB: 0 BB: 1 P: 11	R: 0 E: 0 K: 1 S: 8 H: 1 LOB: 2 BB: 1 P: 18	R: 0 E: 0 K: 0 S: 8 H: 0 LOB: 1 BB: 1 P: 15	R: 0 E: 0 K: 0 S: 7 H: 1 LOB: 1 BB: 0 P: 10	R: 0 E: 0 K: 0 S: 6 H: 1 LOB: 0 BB: 0 P: 7	R: 1 E: 0 K: 0 S: 10 H: 2 LOB: 2 BB: 1 P: 20	R: 9 E: 0 K: 1 S: 28 H: 5 LOB: 2 BB: 4 P: 64	R: 0 E: 1 K: 1 S: 17 H: 1 LOB: 3 BB: 1 P: 26	1B: 11 2B: 0 3B: 0 HR: 0	SF: 0 SAC: 0 DP: 2 HBP: 2						

	AB	36
	R	10
	H	11
	RBI	10
	BB	9
	SO	4
	LOB	20

WP: 0 PB: 0 SB: 0 CS: 0 PA: 47

PITCHER		IP	WLS	BF	H	R	ER	SO	BB	IBB	HBP	BLK	WP	HR	S	P	ERA	WHIP
46 Kyle McClellan, R ERA: 3.73	(1, 1)	7.0		27	5	1	1	2	4	0	0	0	0	0	52	90	1.29	1.286
43 Trever Miller, L ERA: 3.86	(8, 1)	0.1	L	3	1	2	2	0	1	0	0	0	0	0	7	16	54.00	6.000
30 Jason Motte, R ERA: 2.7	(8, 1)	0.0	B	2	0	0	0	0	0	0	2	0	0	0	4	9	∞	∞
56 Brian Tallet, L ERA: 7.71	(8, 1)	0.1		2	1	0	0	1	0	0	0	0	0	0	5	10	0.00	3.000
44 Miguel Batista, R ERA: 4.6	(8, 1)	0.0		3	1	4	4	0	2	0	0	0	0	0	4	14	∞	∞

PITCHER		IP	WLS	BF	H	R	ER	SO	BB	IBB	HBP	BLK	WP	HR	S	P	ERA	WHIP
63 Maikel Cleto, R ERA: 16.2	(8, 1)	1.1		10	3	3	3	1	2	0	0	0	0	0	25	41	20.25	3.750

BOTTOM

Batter	1	2	3	4	5	6	7	8	9	AB	R	H	RBI	BB	SO	LOB
Ryan Theriot, R (1, 6) OBP: 0.350, SLG: 0.362	B FC 90 C FC 90 B SI 93 C CH 84 B FC 91 B FC 93 4-2 19 CS BB		C FC 90 B CU 79 F FC 91 B CH 84 B SI 92 F FC 91 X FC 91 3-2 ② G6-3		C CH 84 F FC 92 F CH 85 X CU 78 0-2 ② FC5-4 1-2f 2-3 3-H		1 SAFE 1 SAFE B FF 94 B FF 93 C FF 93 1 SAFE B FF 93 X FF 93 3-1 ③ F8			3	0	0	1	1	0	3
19 Jon Jay, L (1, 9) OBP: 0.358, SLG: 0.428 47 Pete Kozma, R (8, PH) OBP: 0.333, SLG: 0.250 (9, 4)	B FC 91 S CU 78 F FC 92 B FC 92 S CU 78 2-3 ①② K 1-2		B CU 78 B FC 92 B FC 92 C FC 92 C FC 91 S FC 92 3-3 ③ K		X FC 93 0-0 ③ P6			B FF 91 S FF 92 C SL 82 F SL 83 X SL 83 1-2 ① G5-3		3 1	0 0	0 0	0 0	0 0	2 0	3 0
7 Matt Holliday, R (1, 7) OBP: 0.448, SLG: 0.568 48 Tony Cruz, R (9, 2) OBP: 0.333, SLG: 0.333	F FC 91 B FC 92 B SI 94 C CU 78 B CU 79 B CH 84 4-2 BB			F FC 91 B SI 92 F CH 84 F FC 92 X SI 92 1-2 ① G6-3		B FC 90 F FC 90 B FC 91 S FC 91 X CU 78 2-2 ① G6-3		B CH 84 B FF 91 B FF 91 B FF 90 4-0 BB		2 0	0 0	0 0	0 0	2 0	0 0	0 0
12 Lance Berkman, S (1, 3) OBP: 0.416, SLG: 0.592 64 Andrew Brown, R (8, PH) OBP: 0.214, SLG: 0.214 (9, 9)	X CU 78 0-0 ③ G4-3			F FC 92 B FC 91 C CH 84 X FC 91 1-2 ② L4		B FC 92 F CH 82 S FC 91 F FC 91 X FC 92 1-2 ② G1-3		S FF 90 F SL 84 B FF 92 F FF 92 D SL 81 B FF 92 F FF 92 S FF 91 3-3 ② K		3 1	0 0	0 0	0 0	0 1	0 1	1 1
28 Colby Rasmus, L (1, 8) OBP: 0.340, SLG: 0.404		S CU 78 B FC 91 C FC 91 B CH 85 S FC 92 2-3 ① K		X FC 91 0-0 ③ G3		B FC 92 F FC 91 C FC 92 B CU 80 C FC 93 2-3 ③ K		B FF 91 C B FF 92 B FF 91 C FF 91 F FF 92 F FF 90 X SL 82 3-2 ③ G1-3		4	0	0	0	0	2	1
4 Yadier Molina, R (1, 2) OBP: 0.347, SLG: 0.430 (9, 3)		B SI 93 C FC 92 B FC 92 F CH 85 X FC 91 2-2 ② P5			B FC 91 C FC 90 B FC 92 F FC 92 F CU 79 X SI 93 2-2 55 1B 33 1B FC5-4 1B		C SL 80 F FF 94 B FF 94 X SL 81 1-2 ① P3		F SI 92 F CH 82 B SI 93 C SI 93 1-3 ① K	4	1	1	0	0	1	0
33 Daniel Descalso, L (1, 5) OBP: 0.308, SLG: 0.365		B FC 91 B FC 91 X SI 93 2-0 2B			B CU 77 T FC 92 F FC 91 D CU 80 F SI 94 X FC 93 2-2 FC5-4 55 1B 1-2 1B		B FF 92 B FF 93 F FF 93 B FF 94 B SL 80 4-1 38 1B 55 SF8 BB		B SI 93 X SI 92 1-0 ② G4-3	3	1	2	0	1	0	0
46 Kyle McClellan, R (1, 1) OBP: 0.192, SLG: 0.200 38 Mark Hamilton, L (7, PH) OBP: 0.179, SLG: 0.185 43 Trever Miller, R (8, 1) 30 Jason Motte, R (8, 1) 56 Brian Tallet, L (8, 1) 44 Miguel Batista, R (8, 1) 63 Maikel Cleto, R (8, 1)	B FC 92 S FC 92 F FC 92 F CU 80 C FC 92 1-3 ③ K				L FC 92 X FC 92 0-1 ① B2		1 SAFE 1 SAFE B SL 79 X SL 80 1-0 1-3 1B		B SI 93 F SI 92 C SI 93 C SI 94 1-3 ③ K	2 1 0 0 0 0 0	0 0 0 0 0 0 1	0 1 0 0 0 0 0	0 0 0 0 0 0 0	1 0 0 0 0 0 1	3 0 0 0 0 0 0	0 0 0 0 0 0 0
55 Skip Schumaker, L (1, 4) OBP: 0.287, SLG: 0.339 (9, 7)			X FC 89 0-0 ① G4-3		C CU 78 B FC 95 X FC 92 1-1 FC5-4 1-2 2-3 1B		B SL 80 S SL 82 1 SAFE F FF 94 1 SAFE X SL 81 1-2 ② SF8 3-H			2	0	1	1	0	0	0
Inning Stats	R: 0 E: 0 K: 1 S: 8 H: 0 LOB: 1 BB: 2 P: 18	R: 0 E: 0 K: 2 S: 11 H: 1 LOB: 1 BB: 0 P: 18	R: 0 E: 0 K: 1 S: 8 H: 0 LOB: 0 BB: 0 P: 14	R: 0 E: 0 K: 0 S: 8 H: 0 LOB: 0 BB: 0 P: 10	R: 1 E: 0 K: 0 S: 17 H: 3 LOB: 2 BB: 0 P: 22	R: 0 E: 0 K: 1 S: 10 H: 0 LOB: 0 BB: 0 P: 15	R: 1 E: 0 K: 0 S: 10 H: 1 LOB: 1 BB: 1 P: 20	R: 0 E: 0 K: 1 S: 14 H: 0 LOB: 1 BB: 1 P: 25	R: 0 E: 0 K: 2 S: 7 H: 0 LOB: 0 BB: 0 P: 10	1B: 4 2B: 1 3B: 0 HR: 0 SF: 1 SAC: 0 DP: 0 HBP: 0						

PITCHER		IP	WLS	BF	H	R	ER	SO	BB	IBB	HBP	BLK	WP	HR	S	P	ERA	WHIP
34 Roy Halladay, R ERA: 2.51	(1, 1)	6.0		23	4	1	1	5	2	0	0	0	0	0	62	97	1.50	1.000
40 Michael Stutes, R ERA: 2.38	(7, 1)	1.0	W	5	1	1	1	0	1	0	0	0	0	0	10	20	9.00	2.000
37 Antonio Bastardo, L ERA: 0.96	(8, 1)	1.0		4	0	0	0	1	1	0	0	0	0	0	14	25	0.00	1.000
57 David Herndon, R ERA: 4.18	(9, 1)	1.0		3	0	0	0	2	0	0	0	0	0	0	7	10	0.00	0.000

PITCHER	IP	WLS	BF	H	R	ER	SO	BB	IBB	HBP	BLK	WP	HR	S	P	ERA	WHIP

Philadelphia Phillies @ St. Louis Cardinals
Busch Stadium, St. Louis, MO
Tue Jun 21 2011, 7:15 PM - 10:27 PM CDT
Att. 40,095 - Partly Cloudy - 81 F

livebaseballscorecards.com

AB	30
R	2
H	5
RBI	2
BB	4
SO	8
LOB	12

WP: 0 PA: 35
PB: 0
SB: 0
CS: 1

Batter	1	2	3	4	5	6	7	8	9	AB	R	H	RBI	BB	SO	LOB
11 Jimmy Rollins, S (1, 6) OBP: 0.337, SLG: 0.383	X SI 89 0-0 8 G3-6 1B			C SI 89 B SI 88 F SI 89 B SI 91 F CH 80 X CH 80 2-2 HR		X SI 88 0-0 ① G1-3			B SI 97 X SI 94 1-0 ① G3-1	4	1	2	1	0	0	0
8 Shane Victorino, S (1, 8) OBP: 0.362, SLG: 0.511	C SI 88 B SI 88 F CH 79 X SI 89 1-2 ① ② G3-6 1-2f			C CH 81 X CU 75 0-1 ① G4-3		B SI 87 B CH 79 X SI 88 2-0 ② F8			F FF 95 B CH 86 B CH 86 X SI 95 2-1 26 SF7 3B	4	1	1	0	0	0	1
26 Chase Utley, L (1, 4) OBP: 0.371, SLG: 0.449	B SI 89 X SI 90 1-0 ③ F9			B SI 90 B SI 90 F CH 81 X FF 90 2-1 6 HR 1B		B CU 74 B CU 74 X SI 87 2-0 ③ F7			C SI 96 X SI 96 0-1 ② SF7 3-H	3	1	1	1	0	0	0
6 Ryan Howard, L (1, 3) OBP: 0.357, SLG: 0.504		S CH 80 B CH 81 C FF 89 X CH 80 1-2 ① G3		B SI 90 X FF 90 1-0 1-H HR			B CH 80 X SI 88 1-0 27 L4-3 1B		C SL 84 B SL 84 C SL 83 S SL 86 1-3 ③ K	4	1	2	2	0	1	0
27 Placido Polanco, R (1, 5) OBP: 0.341, SLG: 0.370		C SI 90 C CU 74 F CH 80 B SI 91 B SI 91 F SI 91 X FF 91 2-2 ② L8		C SL 84 B CU 73 F SI 90 B CH 80 F SI 89 X SL 84 2-2 10 G6-4-3 1B			F SI 88 D SI 87 F SL 84 B FF 89 B FF 88 X SI 89 3-2 ① ② L4-3 1-1			3	0	1	0	0	0	1
10 Ben Francisco, R (1, 7) OBP: 0.338, SLG: 0.358		C SI 91 F SL 84 B CH 82 X SI 90 1-2 ③ G5-3		B SI 89 X SI 90 1-0 ② ③ G6-4-3 1-2f			B SI 88 F CH 80 B SI 89 X SI 89 2-1 ③ F8			3	0	0	0	0	0	1
9 Domonic Brown, L (1, 9) OBP: 0.278, SLG: 0.392			B B SI 89 X SI 89 2-0 ① F7		X SI 89 0-0 ① F8			B CH 79 X SI 86 1-0 ① P6		3	0	0	0	0	0	0
51 Carlos Ruiz, R (1, 2) OBP: 0.369, SLG: 0.339			C SL 83 C CU 74 B FF 90 B SI 90 X CH 80 2-2 ② F7		C SL 85 X SI 88 0-1 ② G5-3			B SI 86 B SL 83 X SI 87 2-0 33 G6-4-3 1B		3	0	1	0	0	0	0
33 Cliff Lee, L (1, 1) OBP: 0.243, SLG: 0.278			B SI 90 S CH 80 S FF 90 F CH 80 F SI 91 X SI 91 1-2 ③ G6-3		X SI 90 0-0 ③ G4-3			1 SAFE B SI 87 B SI 88 C SI 85 X SI 89 2-1 ② ③ G6-4-3 1-2f		3	0	0	0	0	0	1
Inning Stats	R: 0 E: 0 K: 0 S: 5 H: 1 LOB: 0 BB: 0 P: 7	R: 0 E: 0 K: 0 S: 11 H: 0 LOB: 0 BB: 0 P: 15	R: 0 E: 0 K: 0 S: 9 H: 0 LOB: 0 BB: 0 P: 14	R: 3 E: 0 K: 0 S: 14 H: 4 LOB: 0 BB: 0 P: 22	R: 0 E: 0 K: 0 S: 4 H: 0 LOB: 0 BB: 0 P: 4	R: 0 E: 0 K: 0 S: 3 H: 0 LOB: 0 BB: 0 P: 7	R: 0 E: 0 K: 0 S: 6 H: 1 LOB: 0 BB: 0 P: 12	R: 0 E: 0 K: 0 S: 4 H: 1 LOB: 0 BB: 0 P: 9	R: 1 E: 0 K: 1 S: 8 H: 1 LOB: 0 BB: 0 P: 12	1B: 5 2B: 1 3B: 1 HR: 2 SF: 1 SAC: 0 DP: 4 HBP: 0				WP: 0 PB: 0 SB: 0 CS: 0	PA: 31	

PITCHER		IP	WLS	BF	H	R	ER	SO	BB	IBB	HBP	BLK	WP	HR	S	P	ERA	WHIP
26 Kyle Lohse, R ERA: 2.91	(1, 1)	8.0	L	27	7	3	3	0	0	0	0	0	0	2	56	90	3.38	0.875
41 Mitchell Boggs, R ERA: 3.08	(9, 1)	1.0		4	1	1	1	1	0	0	0	0	0	0	8	12	9.00	1.000

PITCHER	IP	WLS	BF	H	R	ER	SO	BB	IBB	HBP	BLK	WP	HR	S	P	ERA	WHIP

TOP

Philadelphia Phillies @ St. Louis Cardinals

Busch Stadium, St. Louis, MO

Wed Jun 22 2011, 7:17 PM - 9:33 PM CDT

Att. 36,520 - Cloudy - 80 F

livebaseballscorecards.com

AB	30
R	4
H	8
RBI	4
BB	0
SO	1
LOB	4

Batter	1	2	3	4	5	6	7	8	9	AB	R	H	RBI	BB	SO	LOB
Ryan Theriot, R (1, 6) OBP: 0.352, SLG: 0.362	B FF 90 B SI 91 B SI 91 B FF 90 4-0 19 FC4-6 BB		B SI 92 C FF 91 B SI 92 C FC 88 B CH 83 X FF 92 3-2 19 G5-4-3 2-3 1B			X CH 84 0-0 F8 ②		B FC 84 C FF 90 T SI 92 B FF 91 X FF 92 2-2 ③ G1-4-3		3	0	1	0	1	0	1
19 Jon Jay, L (1, 8) OBP: 0.350, SLG: 0.418	B FC 88 D FF 91 B FF 90 C FF 90 F FF 90 X FC 88 3-2 ① FC4-6 7 G6-4-3 1-2f		1 SAFE X SI 91 0-0 ②③ G5-4-3 1-2f			C CH 84 B CU 76 B FF 92 X FC 86 2-1 ③ P5			C FF 90 X SI 91 0-1 ① G5-3	4	0	0	0	0	0	3
7 Matt Holliday, R (1, 7) OBP: 0.439, SLG: 0.555	B CH 85 F FC 86 X CU 76 1-1 ②③ G6-4-3 1-2f			B FC 84 C FF 92 C SI 91 F FC 86 B SI 93 B SI 93 X FC 88 3-2 ① F9			B FF 91 C FF 91 B FF 92 C SI 92 F SI 93 X FC 88 2-2 ① G5-3		B FC 84 S FC 84 F FC 83 X FC 87 1-2 ② G4-3	4	0	0	0	0	0	1
12 Lance Berkman, S (1, 3) OBP: 0.418, SLG: 0.595		B CU 76 X FC 85 1-0 ① F8		C SI 92 F SI 93 S FF 93 0-3 ② K			B SI 92 B SI 91 S FC 87 B CH 86 F SI 92 F FC 88 F FC 87 X SI 93 3-2 2B		C FC 85 B FC 85 F FF 92 B CU 76 X FC 87 2-2 4 FC6 1B	4	0	2	0	0	1	0
4 Yadier Molina, R (1, 2) OBP: 0.345, SLG: 0.427		F SI 91 X FF 91 0-1 1B		C SI 92 B FC 89 F SI 93 X CH 86 1-2 ③ P4			F SI 91 S FF 92 B FC 88 F FF 91 X CU 77 1-2 ② G5-3		F CH 82 F FC 85 B FF 92 X SI 93 1-2 ③ FC6 1-2f	4	0	1	0	0	0	2
64 Andrew Brown, R (1, 9) OBP: 0.176, SLG: 0.176		S SI 90 B SI 90 B FC 87 S FC 86 C SI 91 2-3 ② K			S FF 91 B CU 75 S FC 85 F SI 93 F FC 86 B CU 76 C CH 85 2-3 ① K		C FC 87 X CU 76 0-1 ③ G5-3			3	0	0	0	0	2	2
33 Daniel Descalso, L (1, 5) OBP: 0.305, SLG: 0.361 48 Tony Cruz, R (8, PH) OBP: 0.321, SLG: 0.320 (9, 5)		B FC 87 C FC 87 T FF 91 F CU 76 F FC 87 X FC 87 1-2 ③ L8			X SI 92 0-0 ② G6-3			C SI 90 X SI 91 0-1 ① L3		2 1	0 0	0 0	0 0	0 0	0 0	1 0
26 Kyle Lohse, R (1, 1) OBP: 0.139, SLG: 0.167 38 Mark Hamilton, L (8, PH) OBP: 0.172, SLG: 0.179 41 Mitchell Boggs, R (9, 1)			S FF 91 C FF 91 F FF 92 X CU 76 0-2 1B 2B		B SI 90 C SI 92 X SI 92 1-1 ③ G4-3			X SI 91 0-0 ② G6-3		2 1 0	0 0 0	1 0 0	0 0 0	0 0 0	0 0 0	0 0 0
47 Pete Kozma, R (1, 4) OBP: 0.333, SLG: 0.267			L SI 93 L CH 84 B SI 92 B SI 92 X FC 88 2-2 ① G1-3			F SI 92 B SI 93 F SI 92 X CU 76 1-2 ① P4		B FF 91 C FC 87 F CH 84 X FC 87 1-2 1B		3	0	1	0	0	0	1
Inning Stats	R: 0 E: 0 K: 0 S: 5 H: 0 LOB: 0 BB: 1 P: 13	R: 0 E: 0 K: 1 S: 11 H: 1 LOB: 1 BB: 0 P: 15	R: 0 E: 0 K: 0 S: 11 H: 2 LOB: 1 BB: 0 P: 16	R: 0 E: 0 K: 1 S: 10 H: 0 LOB: 0 BB: 0 P: 14	R: 0 E: 0 K: 1 S: 8 H: 0 LOB: 0 BB: 0 P: 11	R: 0 E: 0 K: 0 S: 6 H: 0 LOB: 0 BB: 0 P: 9	R: 0 E: 0 K: 0 S: 15 H: 1 LOB: 1 BB: 0 P: 21	R: 0 E: 0 K: 0 S: 9 H: 1 LOB: 1 BB: 0 P: 12	R: 0 E: 0 K: 0 S: 11 H: 1 LOB: 1 BB: 0 P: 15	1B: 4 2B: 2 3B: 0 HR: 0 SF: 0 SAC: 0 DP: 2 HBP: 0						WP: 0 PB: 0 SB: 0 CS: 0 PA: 32	

PITCHER		IP	WLS	BF	H	R	ER	SO	BB	IBB	HBP	BLK	WP	HR	S	P	ERA	WHIP
33 Cliff Lee, L ERA: 2.87	(1, 1)	9.0	W	32	6	0	0	3	1	0	0	0	0	0	86	126	0.00	0.778

PITCHER	IP	WLS	BF	H	R	ER	SO	BB	IBB	HBP	BLK	WP	HR	S	P	ERA	WHIP

BOTTOM

Philadelphia Phillies @ St. Louis Cardinals

Busch Stadium, St. Louis, MO

Wed Jun 22 2011, 7:17 PM - 9:33 PM CDT

Att. 36,520 - Cloudy - 80 F

livebaseballscorecards.com

AB	31
R	0
H	6
RBI	0
BB	1
SO	3
LOB	11

Batter	1	2	3	4	5	6	7	8	9	AB	R	H	RBI	BB	SO	LOB
11 Jimmy Rollins, S (1, 6) OBP: 0.332, SLG: 0.377	C FF 92 B FC 88 F FC 89 B CU 75 B CU 75 C SI 94 3-3 ① **K**		X FF 94 0-0 ③ **P4**			B CU 76 F FC 89 B CU 75 S SI 93 F CU 75 F FF 95 X FF 94 2-2 ② **G3**		B SI 88 X SI 87 1-0 ① **F8**	B FF 96 B FF 96 C FF 96 S FF 96 F FF 97 C CH 86 2-3 ③ **K**	5	0	0	0	0	2	1
8 Shane Victorino, S (1, 8) OBP: 0.360, SLG: 0.506	B SI 94 X SI 94 1-0 ② **G4-3**			B SI 92 B CH 86 B SI 92 C FF 92 C SI 94 X SI 91 3-2 ① **L6**		B CU 75 C FC 88 B FF 94 F FC 88 F FF 91 B SI 95 F FC 89 X FF 96 3-2 6 S 26 1B 6 1B **1B**		B SL 86 B SL 85 C SI 88 X FF 88 2-1 **E3** 6 FC7-5 26 HBP		4	1	1	0	0	0	0
26 Chase Utley, L (1, 4) OBP: 0.383, SLG: 0.455	C SI 94 C CU 75 X FF 94 0-2 ③ **F9**			X SI 94 0-0 **1B**		C CU 75 C CU 75 D CU 76 X SI 95 1-2 6 1B **1-2** **1B**		C FF 88 B SI 88 D SI 88 B SI 89 F SI 88 H SI 88 4-2 6 FC7-5 **1-2** **HBP**		3	0	2	0	0	0	0
6 Ryan Howard, L (1, 3) OBP: 0.356, SLG: 0.500		B CU 73 S FC 86 S CU 74 S FC 85 1-3 ① **K**		C CU 75 F CU 75 F FC 87 B FF 94 S FF 93 1-3 ② **K**		F FF 90 B FF 94 D CU 74 F FC 90 B FC 90 F FF 95 X FC 90 3-2 **1-3** **2-H** **1B**		S SL 86 X SL 86 0-1 ② **FC7-5** 27 FC6-4 **1-2** **2-3f**		4	0	1	1	0	2	3
27 Placido Polanco, R (1, 5) OBP: 0.337, SLG: 0.365		F SI 93 F FC 87 B FF 95 X CU 76 1-2 ② **G6-3**		B FC 89 C SI 94 S FC 88 F FF 93 F FF 95 X SI 96 1-2 ③ **L9**		C SI 94 D FF 91 X SI 94 1-1 ③ **G4-3**		X FF 92 0-0 ③ **FC6-4** **1-2f**		4	0	0	0	0	0	5
10 Ben Francisco, R (1, 7) OBP: 0.336, SLG: 0.355		S FC 89 X FC 89 0-1 **E8** **1B**			B FC 87 C FC 87 B CU 75 G FC 86 B CU 76 F FF 96 X FC 88 3-2 ① **G5-3**		C SI 91 B CU 74 S FC 89 B CU 75 S FC 88 2-3 ① **K**		B FC 88 C FF 95 B FC 88 X FF 95 2-1 ① **F9**	4	0	1	0	0	1	0
9 Domonic Brown, L (1, 9) OBP: 0.277, SLG: 0.380		C FC 88 B FF 94 S FF 94 X FF 95 1-2 ③ **G3-1**			X FF 94 0-0 ② **F7**		B FF 94 B FC 88 B FF 94 C SI 92 B SI 94 4-1 **BB**		C FF 96 B SL 83 C SL 83 S FF 96 1-3 ② **K**	3	0	0	0	1	1	1
51 Carlos Ruiz, R (1, 2) OBP: 0.367, SLG: 0.354			B SI 91 B SI 93 B SI 93 C FF 92 X FF 93 3-1 ① **F9**		C FC 90 C CU 76 F CU 76 F B FF 94 B FC 90 X FC 88 2-2 ③ **G5-3**		D FC 89 B SI 90 S SI 93 F SI 93 B FC 89 X SI 93 3-2 ② **F9**		C FF 95 B FC 86 C FF 96 F FF 97 X SL 84 1-2 **HR**	4	1	1	1	0	0	1
44 Roy Oswalt, R (1, 1) OBP: 0.158, SLG: 0.111 33 Cliff Lee, L (3, PH) OBP: 0.237, SLG: 0.270 38 Kyle Kendrick, R (3, 1) OBP: 0.200, SLG: 0.111 29 Raul Ibanez, L (7, PH) OBP: 0.289, SLG: 0.394 53 Juan Pablo Perez, R (7, 1) 55 Danys Baez, R (8, 1) 7 Ross Gload, L (9, PH) OBP: 0.327, SLG: 0.333			F SI 95 S CU 76 S CU 75 0-3 ② **K**			C SI 91 B SI 92 F FC 88 B CU 74 F FC 89 B FF 95 S FF 92 3-3 ① **K**	C FF 90 D CU 76 B FC 88 C SI 93 S FC 88 2-3 ③ **K**		B FF 96 X FF 95 1-0 **2B**	0 1 1 1 0 0 0 1	0 0 0 0 0 0 0 0	0 0 0 0 0 0 0 1	0 0 0 0 0 0 0 0	0 1 1 1 0 0 0 0	0 0 0 1 0 0 0 0	0 0 0 1 0 0 0 0
Inning Stats	R: 0 E: 0 K: 1 S: 7 H: 0 LOB: 0 BB: 0 P: 11	R: 0 E: 1 K: 1 S: 11 H: 1 LOB: 1 BB: 0 P: 14	R: 0 E: 0 K: 1 S: 6 H: 0 LOB: 0 BB: 0 P: 9	R: 0 E: 0 K: 1 S: 13 H: 1 LOB: 1 BB: 0 P: 18	R: 0 E: 0 K: 0 S: 10 H: 0 LOB: 0 BB: 0 P: 15	R: 1 E: 0 K: 1 S: 23 H: 3 LOB: 2 BB: 0 P: 36	R: 0 E: 0 K: 2 S: 10 H: 0 LOB: 1 BB: 1 P: 21	R: 0 E: 1 K: 0 S: 8 H: 0 LOB: 2 BB: 0 P: 15	R: 1 E: 0 K: 2 S: 14 H: 2 LOB: 1 BB: 0 P: 21	1B: 5 2B: 1 3B: 0 HR: 1	SF: 0 SAC: 0 DP: 0 HBP: 1	WP: 0 PB: 0 SB: 1 CS: 0	PA: 37			

PITCHER		IP	WLS	BF	H	R	ER	SO	BB	IBB	HBP	BLK	WP	HR	S	P	ERA	WHIP
29 Chris Carpenter, R ERA: 4.26	(1, 1)	7.0	W	27	5	1	1	7	1	0	0	0	0	0	80	124	1.29	0.857
56 Brian Tallet, L ERA: 7.3	(8, 1)	0.2		4	0	0	0	0	0	0	1	0	0	0	7	14	0.00	0.000
59 Fernando Salas, R ERA: 2.7	(8, 1)	0.1		1	0	0	0	0	0	0	0	0	0	0	1	1	0.00	0.000
30 Jason Motte, R ERA: 2.9	(9, 1)	1.0		5	2	1	1	2	0	0	0	0	0	1	14	21	9.00	2.000

PITCHER	IP	WLS	BF	H	R	ER	SO	BB	IBB	HBP	BLK	WP	HR	S	P	ERA	WHIP

TOP

Philadelphia Phillies @ St. Louis Cardinals
Busch Stadium, St. Louis, MO
Thu Jun 23 2011, 7:17 PM - 10:14 PM CDT
Att. 40,532 - Cloudy - 75 F

livebaseballscorecards.com

AB	35
R	2
H	7
RBI	2
BB	1
SO	9
LOB	12

Batter	1	2	3	4	5	6	7	8	9	AB	R	H	RBI	BB	SO	LOB
Ryan Theriot, R (1, 6) OBP: 0.353, SLG: 0.360	F FF 91 X FC 85 0-1 ① F7	F FF 91 B FF 92 X FF 90 1-1 19 FC4-6 2-H 3-H 1B		B SI 89 X SI 90 1-0 ③ G1-3		B FC 86 D CH 83 F FC 86 X FC 86 2-1 ③ G4-3		B SI 93 C SI 94 C SI 95 F FF 88 B CU 78 B SI 95 B SI 94 4-2 19 BB 7 1B 1-2 2-3 BB		4	1	1	2	1	0	2
19 Jon Jay, L (1, 9) OBP: 0.351, SLG: 0.431 (9, 7)	C SI 91 F FC 85 F SI 90 F FF 91 B SI 93 B SI 90 X CH 82 2-2 HR	B FF 90 B FC 84 C FF 92 X FF 91 2-1 ③ FC4-6 1-2f			C FC 86 B SI 88 X FC 87 1-1 ① F9		C SL 81 X SI 94 0-1 ① G3	B CU 78 B FF 94 B SI 94 B FF 93 4-0 7 1B 12 HR 1-2 2-3 3-H BB		4	2	1	2	1	0	1
7 Matt Holliday, R (1, 7) OBP: 0.443, SLG: 0.559 64 Andrew Brown, R (9, 9) OBP: 0.176, SLG: 0.176	B FC 82 F FF 91 X FF 92 1-1 ② F9		C FC 86 X SI 88 0-1 12 1B 55 FC4-6 2B		X SI 89 0-0 ② G5-3		B SL 82 C SL 82 B SI 94 B SI 94 C SI 94 B SL 83 4-2 28 BB BB	C SI 94 X SI 93 0-1 12 HR 1-2 2-H 3-H 1B		4 0	2 0	2 0	2 0	1 0	0 0	0 0
12 Lance Berkman, S (1, 3) OBP: 0.417, SLG: 0.605 30 Jason Motte, R (9, 1)	X SI 92 0-0 ③ G4-3		C SI 88 F FC 86 X SI 89 0-2 55 FC4-6 2-3 1B		B CH 80 B SI 89 F FC 85 B CH 81 X FC 85 3-1 ③ G4-3		S SI 95 D SL 83 X SI 94 1-1 ② F8	X SI 93 0-0 1-H 2-H HR		5 0	1 0	2 0	3 0	0 0	0 0	1 0
28 Colby Rasmus, L (1, 8) OBP: 0.344, SLG: 0.409		B FC 82 C FF 90 F FF 91 B FF 91 X SI 90 2-2 55 1B 48 1B 1B	C FC 87 X CH 83 0-1 ① L6			X CH 80 0-0 55 1B 48 1B 2B	B FF 94 B SL 83 B FF 95 B FF 92 4-0 1-2 BB	C SI 92 B FF 88 S FF 86 F CU 78 C SI 93 1-3 ② K		4	2	2	0	1	1	2
55 Skip Schumaker, L (1, 4) OBP: 0.293, SLG: 0.344 59 Fernando Salas, R (8, 1) 38 Mark Hamilton, L (8, PH) OBP: 0.200, SLG: 0.241 (9, 3)		1 SAFE B FF 90 X SI 91 1-0 29 SH5-4 48 1B 1-2 1B 1B	F FC 87 F FC 86 B SI 89 F SL 83 X SI 89 1-2 ② FC4-6 48 BLK 1-2f 3-H			B FF 88 X FC 86 1-0 29 SH5-4 48 1B 33 BB 2-3 1B	C SL 82 B SI 93 S SL 83 S SL 84 1-3 ③ K	C CU 78 F FF 86 B SI 93 X FF 88 1-2 2B	4 0 1	1 0 0	2 0 1	1 0 0	0 0 0	1 0 1	3 0 0
48 Tony Cruz, R (1, 2) OBP: 0.355, SLG: 0.357 56 Brian Tallet, L (8, 1) 47 Pete Kozma, R (8, 4) OBP: 0.300, SLG: 0.235		B FC 84 X SI 92 1-0 29 SH5-4 1-2 2-H 1B	C SI 89 X SI 90 0-1 ③ G4-3 1-2			B SI 89 X SI 89 1-0 29 SH5-4 1-2 3-H 1B		G4-3 G4-3	3 0 2	1 0 0	2 0 0	2 0 0	0 0 0	0 0 0	1 0 1
29 Chris Carpenter, R (1, 1) OBP: 0.129, SLG: 0.133 4 Yadier Molina, R (8, 2) OBP: 0.348, SLG: 0.434		C FF 91 L CH 83 X FF 92 0-2 ① SH5-4 1-2 2-3		C SI 88 B SI 88 X FC 85 1-1 ① F8		C FC 84 B FC 86 L SI 90 X SI 89 1-2 ① SH5-4 1-2 2-3		B CU 77 B SI 92 C SI 92 B SI 93 X SI 93 3-1 BB 19 BB 2B	1 1	0 1	0 1	0 1	0 0	0 0	0 0
33 Daniel Descalso, L (1, 5) OBP: 0.309, SLG: 0.357		C FC 88 F FF 92 B FF 91 F CU 68 S FF 92 1-3 ② K		F FC 86 B SI 89 C FC 86 B SL 83 B CH 82 F CH 83 F SI 89 F SI 89 F FC 86 3-2 X CH 83 F9		C SI 90 F SI 89 B SI 90 B SI 90 F FC 88 B FC 87 3 SAFE B SI 90 4-2 ② 3-H BB		B FF 92 H FF 93 2-0 19 BB BB 7 1B HBP	2	1	0	0	1	1	2
Inning Stats	R: 1 E: 0 K: 0 S: 10 H: 1 LOB: 0 BB: 0 P: 13	R: 3 E: 0 K: 1 S: 16 H: 4 LOB: 1 BB: 0 P: 24	R: 1 E: 0 K: 0 S: 13 H: 2 LOB: 1 BB: 0 P: 14	R: 0 E: 0 K: 0 S: 10 H: 0 LOB: 0 BB: 0 P: 15	R: 0 E: 0 K: 0 S: 5 H: 0 LOB: 0 BB: 0 P: 9	R: 1 E: 0 K: 0 S: 11 H: 3 LOB: 2 BB: 1 P: 20	R: 0 E: 0 K: 1 S: 9 H: 0 LOB: 2 BB: 2 P: 19	R: 6 E: 0 K: 1 S: 17 H: 4 LOB: 1 BB: 2 P: 33		1B: 8 2B: 4 3B: 0 HR: 2 SF: 0 SAC: 2 DP: 0 HBP: 1						

PITCHER		IP	WLS	BF	H	R	ER	SO	BB	IBB	HBP	BLK	WP	HR	S	P	ERA	WHIP
44 Roy Oswalt, R ERA: 3.79	(1, 1)	2.0	L	11	5	4	4	1	0	0	0	0	0	1	26	37	18.00	2.500
38 Kyle Kendrick, R ERA: 3.23	(3, 1)	4.0		17	5	2	2	0	1	0	0	1	0	0	39	58	4.50	1.500
53 Juan Pablo Perez, L ERA:	(7, 1)	1.0		5	0	0	0	1	2	0	0	0	0	0	9	19	0.00	2.000
55 Danys Baez, R ERA: 5.51	(8, 1)	1.0		10	4	6	6	1	2	0	1	0	0	1	17	33	54.00	6.000

PITCHER	IP	WLS	BF	H	R	ER	SO	BB	IBB	HBP	BLK	WP	HR	S	P	ERA	WHIP

BOTTOM

Philadelphia Phillies @ St. Louis Cardinals
Busch Stadium, St. Louis, MO
Thu Jun 23 2011, 7:17 PM - 10:14 PM CDT
Att. 40,532 - Cloudy - 75 F

livebaseballscorecards.com

AB	35
R	12
H	14
RBI	12
BB	5
SO	3
LOB	13

WP: 0 PA: 43
PB: 0
SB: 0
CS: 0

Batter	1	2	3	4	5	6	7	8	9	AB	R	H	RBI	BB	SO	LOB
19 Jemile Weeks, S (1, 4) OBP: 0.359, SLG: 0.475	C FC 89 B KC 75 C SI 91 B SI 91 B SL 86 F FC 90 B SI 92 4-2 2 FC4-6 BB		C FF 91 C SI 90 X SI 89 0-2 ② G6-3		B CH 83 S FF 89 B FF 90 F SI 89 B SI 91 X FF 91 3-2 ③ G3-1			B SI 90 B SI 91 C SI 91 F SI 91 X SI 92 2-2 ① G3		3	0	0	0	1	0	1
2 Cliff Pennington, S (1, 6) OBP: 0.302, SLG: 0.327	C SL 86 B FF 90 F SI 91 F SL 86 1 SAFE X FF 90 1-2 ① FC4-6 15 G6-3 1-2f		F FF 91 B FF 92 X CH 84 1-1 ③ G4-3			F FF 91 F SI 91 F FF 88 X SI 92 0-2 ① F8		C CH 83 X SI 91 0-1 ② L3		4	0	0	0	0	0	1
15 Ryan Sweeney, L (1, 8) (9, 9) OBP: 0.368, SLG: 0.336	C FF 90 B FF 91 1 SAFE B FF 90 F CH 83 B SL 87 X FF 93 3-2 ② G6-3 1-2			C FF 91 B FF 91 F CH 84 B SL 87 F FF 93 B FF 93 F FF 93 F FF 93 B FF 93 4-2 BB		B FF 92 X CH 84 1-0 ② F7		B SI 91 B CH 84 B SI 91 B SI 91 4-0 BB		2	0	0	0	2	0	1
55 Hideki Matsui, L (1, 7) OBP: 0.300, SLG: 0.356	C FC 91 B CH 84 S SI 91 B SI 94 B KC 75 B FF 92 4-2 28 FC6-4 BB			C SI 88 B FF 92 C SI 91 S SL 83 1-3 ① K		C SI 93 C SI 92 X FF 94 0-2 2B		C SL 82 B SL 84 B FF 93 C SL 81 X SL 82 2-2 ③ L9		3	0	1	0	1	1	2
28 Conor Jackson, R (1, 3) OBP: 0.345, SLG: 0.318	C FF 91 B SI 90 X CH 86 1-1 ③ FC6-4 1-2f			C SL 86 X FF 87 0-1 ② P5		B FF 89 X FF 87 1-0 ③ L7			C FF 94 C FF 94 S SL 82 0-3 ① K	4	0	0	0	0	1	4
12 David DeJesus, L (1, 9) 57 Brian Fuentes, L (9, 1)		B FF 91 C FF 92 B SI 92 F SI 92 B FF 92 F FC 92 X FF 93 3-2 ① F9		C SI 91 B SI 91 B CH 82 C FF 91 B FF 91 F FF 91 X FF 92 3-2 ③ G6-3			B SI 92 B SI 91 X SI 91 2-0 ① F8		C FF 94 T FF 95 C SL 84 0-3 ② K	4 0	0 0	0 0	0 0	0 0	1 0	1 0
8 Kurt Suzuki, R (1, 2) OBP: 0.300, SLG: 0.336		B FF 94 F FF 93 S SL 86 B FF 88 F SI 92 S FF 93 2-3 ② K			C FF 91 B KC 73 B SL 87 F FF 91 X SI 92 2-2 ① G5-3		C SI 93 B SI 93 C SL 82 X SI 92 1-2 1B		B SL 82 X FF 94 1-0 ③ P4	4	0	1	0	0	1	0
29 Scott Sizemore, R (1, 5) OBP: 0.363, SLG: 0.333		B FF 92 F FF 92 C FF 93 B KC 77 C FF 93 2-3 ③ K			C FF 91 B SI 90 B FF 91 B SI 92 B FF 92 4-1 52 SH3-4 BB		1 SAFE X SI 91 0-0 ② F8			2	0	0	0	1	1	1
52 Guillermo Moscoso, R (1, 1) 33 Joey Devine, R (8, 1) 4 Coco Crisp, S (9, 8) OBP: 0.294, SLG: 0.380			C FF 88 C FF 90 T FF 90 0-2 ① K		B CH 85 X FF 87 1-0 ② SH3-4 1-2		C SI 92 B SI 92 B SI 93 S SI 92 S SI 93 2-3 ③ K			2 0 0	0 0 0	0 0 0	0 0 0	0 0 0	2 0 0	1 0 0
Inning Stats	R: 0 E: 0 K: 0 S: 14 H: 0 LOB: 2 BB: 2 P: 27	R: 0 E: 0 K: 2 S: 11 H: 0 LOB: 0 BB: 0 P: 18	R: 0 E: 0 K: 1 S: 8 H: 0 LOB: 0 BB: 0 P: 9	R: 0 E: 0 K: 1 S: 14 H: 0 LOB: 1 BB: 1 P: 22	R: 0 E: 0 K: 0 S: 8 H: 0 LOB: 1 BB: 1 P: 18	R: 0 E: 0 K: 0 S: 9 H: 1 LOB: 1 BB: 0 P: 11	R: 0 E: 0 K: 1 S: 8 H: 1 LOB: 1 BB: 0 P: 13	R: 0 E: 0 K: 0 S: 8 H: 0 LOB: 1 BB: 1 P: 16	R: 0 E: 0 K: 2 S: 7 H: 0 LOB: 0 BB: 0 P: 8	1B: 1 2B: 1 3B: 0 HR: 0 SF: 0 SAC: 1 DP: 0 HBP: 0						

PITCHER		IP	WLS	BF	H	R	ER	SO	BB	IBB	HBP	BLK	WP	HR	S	P	ERA	WHIP
49 Vance Worley, R ERA: 2.83	(1, 1)	6.0		23	1	0	0	4	4	0	0	0	0	0	64	105	0.00	0.833
57 David Herndon, R ERA: 3.91	(7, 1)	1.2		7	1	0	0	1	1	0	0	0	0	0	13	24	0.00	1.200
53 Juan Pablo Perez, L ERA:	(8, 1)	0.1		1	0	0	0	0	0	0	0	0	0	0	3	5	0.00	0.000
40 Michael Stutes, R ERA: 2.28	(9, 1)	1.0	W	3	0	0	0	2	0	0	0	0	0	0	7	8	0.00	0.000

PITCHER	IP	WLS	BF	H	R	ER	SO	BB	IBB	HBP	BLK	WP	HR	S	P	ERA	WHIP

TOP

Oakland Athletics @ Philadelphia Phillies

Citizens Bank Park, Philadelphia, PA

Fri Jun 24 2011, 7:10 PM - 9:56 PM EDT

Att. 45,685 - Partly Cloudy - 84 F

livebaseballscorecards.com

AB	28
R	0
H	2
RBI	0
BB	5
SO	7
LOB	12

WP: 0	PA: 34		
PB: 0			
SB: 0			
CS: 0			

Batter	1	2	3	4	5	6	7	8	9	AB	R	H	RBI	BB	SO	LOB
11 Jimmy Rollins, S (1, 6) OBP: 0.328, SLG: 0.372	C FF 89 X SI 88 0-1 ① G4-3		B CH 80 X SI 91 1-0 ② L8			B SL 77 C SL 77 F FF 91 B FF 92 X SL 78 2-2 ① G4-3		B SL 79 B FF 91 X FF 94 2-1 ② F8		4	0	0	0	0	0	0
27 Placido Polanco, R (1, 5) OBP: 0.342, SLG: 0.366	C SI 89 B SL 78 C SL 79 B FF 90 B FF 91 B SI 91 4-2 BB		C SL 77 B SL 79 X FF 90 1-1 ③ F8			C FF 91 X SL 80 0-1 1B		B FF 95 T FF 94 S SL 81 B SL 80 B FF 93 B FF 94 4-2 26 BB		2	0	1	0	2	0	0
26 Chase Utley, L (1, 4) OBP: 0.379, SLG: 0.442	C FF 90 B FF 90 B SL 79 1 SAFE X FF 90 2-1 ② F8			C SI 91 C FS 79 F FF 91 B CH 80 B CH 79 B SL 78 X FF 91 3-2 ① P5		X SI 90 0-0 ② F7		B SL 81 C FF 92 B SI 92 B FF 92 C FF 93 B SL 81 1-2 4-2 BB		3	0	0	0	1	0	2
6 Ryan Howard, L (1, 3) OBP: 0.351, SLG: 0.493	B SL 79 F SI 91 B FF 90 B SL 79 F FF 90 X SL 79 3-2 ③ G6-3			C FF 91 T CH 81 S FF 91 0-3 ② K		B SL 79 C SL 79 X FF 92 1-1 ③ G6-3		C SL 80 X FF 93 0-1 ③ G3		4	0	0	0	0	1	4
8 Shane Victorino, S (1, 8) OBP: 0.358, SLG: 0.500		C SI 89 B CH 80 X SI 90 1-1 ① F9		C SL 79 B CH 80 C SL 78 B FF 92 X FF 90 2-2 ③ P5			C CH 79 F FF 90 B FF 90 F CH 79 B SL 79 B CH 78 F FF 91 X FF 90 3-2 ① G3		C SI 88 B SI 89 F CH 72 F SI 90 B SI 88 B CH 73 B SI 89 4-2 23 G3, 9 1B, 10 1B BB	3	1	0	0	1	0	0
29 Raul Ibanez, L (1, 7) OBP: 0.285, SLG: 0.388		C FF 90 B CH 81 C FF 90 X FF 91 1-2 ② G4-3			B SL 77 B SI 90 F FF 90 X SL 79 2-1 ① F7		C SL 78 B SL 79 F FF 91 X FF 91 1-2 ② G6-3		C SI 90 1 SAFE C SI 88 F CH 71 B CH 71 1 SAFE X SI 89 1-2 ① F7	4	0	0	0	0	0	1
9 Domonic Brown, L (1, 9) OBP: 0.302, SLG: 0.392		C SL 79 B FF 91 S FF 91 B FF 91 B SL 78 B FF 92 4-2 BB			B CH 80 B SI 91 S FF 91 C FF 91 B CH 81 B FF 91 4-2 BB		C FF 92 S CH 80 B CH 81 B FF 92 B CH 79 F FF 91 X SL 78 3-2 1B		C SI 90 1 SAFE X CH 71 1-1 10 1B, 23 G3 1-2 1B	2	0	2	0	2	0	0
23 Brian Schneider, L (1, 2) OBP: 0.203, SLG: 0.304		1 SAFE 1 SAFE C SL 79 X FF 90 0-1 ③ L9			C SL 78 1 SAFE B SL 77 1 SAFE 1 SAFE B FF 90 X SL 78 2-1 ② F8		B FF 90 1 SAFE 1 SAFE 1 SAFE C SL 78 F SI 91 F FF 91 S CH 80 1-3 ③ K		X SI 89 0-0 ② G3 1-2 2-3	4	0	0	0	0	1	5
49 Vance Worley, R (1, 1) OBP: 0.200, SLG: 0.200 57 David Herndon, R (7, 1) 53 Juan Pablo Perez, R (8, 1) 7 Ross Gload, L (8, PH) OBP: 0.320, SLG: 0.327 40 Michael Stutes, R (9, 1) 10 Ben Francisco, R (9, PH) OBP: 0.339, SLG: 0.359			F FF 89 S SL 79 X FF 92 0-2 ① F9		1 SAFE X SL 79 0-0 ③ F7			C SL 79 F SI 92 B SL 81 B SL 79 F FF 94 X SL 80 2-2 ① L6	B CH 72 B CH 73 X SI 89 2-0 2-3 3-H 1B	2 0 0 1 0 1	0 0 0 0 0 0	0 0 0 0 0 1	0 0 0 0 0 1	0 0 0 0 0 1	0 0 0 0 0 0	1 0 0 0 0 0
Inning Stats	R: 0 E: 0 K: 0 S: 9 H: 0 LOB: 1 BB: 1 P: 18	R: 0 E: 0 K: 0 S: 9 H: 0 LOB: 1 BB: 1 P: 15	R: 0 E: 0 K: 0 S: 6 H: 0 LOB: 0 BB: 0 P: 8	R: 0 E: 0 K: 1 S: 10 H: 0 LOB: 0 BB: 0 P: 15	R: 0 E: 0 K: 0 S: 7 H: 0 LOB: 1 BB: 1 P: 15	R: 0 E: 0 K: 0 S: 8 H: 1 LOB: 1 BB: 0 P: 11	R: 0 E: 0 K: 1 S: 16 H: 1 LOB: 1 BB: 0 P: 24	R: 0 E: 0 K: 0 S: 12 H: 0 LOB: 2 BB: 2 P: 24	R: 1 E: 0 K: 0 S: 11 H: 2 LOB: 2 BB: 1 P: 19	1B: 4 2B: 0 3B: 0 HR: 0	SF: 0 SAC: 0 DP: 0 HBP: 0		WP: 0 PB: 0 SB: 0 CS: 0	PA: 36			

PITCHER		IP	WLS	BF	H	R	ER	SO	BB	IBB	HBP	BLK	WP	HR	S	P	ERA	WHIP
52 Guillermo Moscoso, R ERA: 2.68	(1, 1)	7.0		26	2	0	0	2	3	0	0	0	0	0	65	106	0.00	0.714
33 Joey Devine, R ERA: 2.7	(8, 1)	1.0		5	0	0	0	0	2	0	0	0	0	0	12	24	0.00	2.000
57 Brian Fuentes, L ERA: 4.76	(9, 1)	0.2	L	5	2	1	1	0	1	0	0	0	0	0	11	19	13.50	4.500

PITCHER	IP	WLS	BF	H	R	ER	SO	BB	IBB	HBP	BLK	WP	HR	S	P	ERA	WHIP

BOTTOM

Oakland Athletics @ Philadelphia Phillies

Citizens Bank Park, Philadelphia, PA

Fri Jun 24 2011, 7:10 PM - 9:56 PM EDT

Att. 45,685 - Partly Cloudy - 84 F

livebaseballscorecards.com

AB	30
R	1
H	4
RBI	1
BB	6
SO	2
LOB	13

Oakland Athletics @ Philadelphia Phillies

Citizens Bank Park, Philadelphia, PA

Sat Jun 25 2011, 7:09 PM - 9:41 PM EDT

Att. 45,785 - Partly Cloudy - 80 F

TOP

livebaseballscorecards.com

Batter	1	2	3	4	5	6	7	8	9	AB	R	H	RBI	BB	SO	LOB
19 Jemile Weeks, S (1, 4) OBP: 0.377, SLG: 0.500	C FC 91 B FF 93 S CH 84 T CH 85 1-2 ① K		X FF 94 0-0 ③ G6-3		C CH 82 F CU 77 B CH 86 B CU 78 X FF 93 2-2 14 BLK 1B		C FC 88 F FF 92 B FC 90 F CH 84 X FC 89 1-2 1B		1 SAFE C FF 92 1 SAFE F FF 94 1 SAFE X SL 79 0-2 14 1B 1-3 4 SF9 2B	5	1	3	0	0	1	0
14 Mark Ellis, R (1, 3) OBP: 0.253, SLG: 0.290	S CH 84 X FF 94 0-1 4 G5-4-3 1B			C FC 88 H FC 88 1-1 4 CS HBP	C FF 93 1 SAFE 1 SAFE B CH 78 B CH 83 S CH 83 S CH 83 2-3 ③ K 1-2		F CH 83 X FF 93 0-1 ③ G6-3		B FF 94 C SL 80 X FF 94 1-1 2-3 3-H 1B	4	0	2	1	0	1	3
4 Coco Crisp, S (1, 8) OBP: 0.296, SLG: 0.379	1 SAFE F FF 94 X FC 89 0-1 ② ③ G5-4-3 1-2f			B FF 93 1 SAFE 1 SAFE B FF 93 B FF 93 C FF 91 S CH 85 B FF 92 4-2 ① 28 F8 55 1B 29 1B 1-2 BB		B CU 76 S CH 83 F FF 89 X FF 93 1-2 28 G6-3 55 G4-3 1B		C FF 91 B FC 87 X FC 85 1-1 E3 29 S 55 1B	B FF 93 3 SAFE B SL 78 1 SAFE X FF 92 2-0 ② SF9 3-H	3	1	1	1	1	0	1
55 Hideki Matsui, L (1, 7) OBP: 0.302, SLG: 0.357		X FC 88 0-0 ① G4-3		C FF 94 1 SAFE X FC 89 0-1 29 1B 1-2 1B		X CH 83 0-0 ① G4-3 1-2		B FC 87 1 SAFE B FF 92 C FF 92 1 SAFE X FF 93 2-1 29 G1-3 1-2 1B	1 SAFE 1 SAFE F SI 92 C SL 79 C FF 93 0-3 ③ K	5	0	2	0	0	1	2
28 Conor Jackson, R (1, 9) OBP: 0.338, SLG: 0.311		C FF 93 C CU 77 B FF 91 S CH 84 1-3 ② K		B FF 93 B FC 89 X FF 92 2-0 ② F8 2-3		C CU 77 B FF 84 X CH 83 1-1 ② G6-3 2-3		M FC 86 2 SAFE B CH 82 B FC 87 X FF 92 2-1 ① L6		4	0	0	0	0	1	5
29 Scott Sizemore, R (1, 5) OBP: 0.359, SLG: 0.330 40 Andrew Bailey, R (8, 1)		B FF 93 B FC 88 B FF 92 C FF 92 X FF 92 3-1 ③ F9		F FF 93 X FC 91 0-1 1-2 3-H 1B		B FF 93 X FF 92 1-0 ③ F8		B CH 84 C CH 81 B CU 77 S CH 83 X CH 83 2-2 ② G1-3 1-2 2-3		4 0	0 0	1 0	1 0	0 0	0 0	3 0
8 Kurt Suzuki, R (1, 2) OBP: 0.295, SLG: 0.331			B FF 92 B FC 88 F FF 92 C FF 93 X CH 85 2-2 ① G6-3	X FF 94 0-0 ③ P6			B CH 82 X FF 92 1-0 ① F8	B CU 75 B CU 76 X CH 82 2-0 ③ G6-3		4	0	0	0	0	0	4
7 Adam Rosales, R (1, 6) OBP: 0.190, SLG: 0.450 (8, 5)			B CH 83 X FF 93 1-0 HR		B FF 92 X FF 92 1-0 ① F8		B CU 76 B CH 84 B FC 88 B CH 83 4-0 19 1B BB		C FF 93 S SL 82 B SL 81 B SL 81 C FF 94 2-3 ① K	3	1	1	1	1	1	0
53 Trevor Cahill, R (1, 1) 2 Cliff Pennington, S (8, 6) OBP: 0.304, SLG: 0.327			B FF 93 C FF 92 C FC 91 S FF 93 1-3 ② K		B FF 92 C FF 90 B FF 92 F FF 92 F CH 84 B FF 93 X FC 92 3-2 ② G1-3		C FF 91 F FF 90 M CH 83 0-3 ② K		B SL 80 B FF 94 F FF 94 B FF 94 B SL 79 4-1 19 2B 14 1B BB	3 0	0 1	0 0	0 0	0 1	2 0	1 0

	AB	35
	R	4
	H	10
	RBI	4
	BB	3
	SO	7
	LOB	19

Inning Stats																								
	R: 0 E: 0 K: 1 S: 7	H: 1 LOB: 0 BB: 0 P: 8	R: 0 E: 0 K: 1 S: 6	H: 0 LOB: 0 BB: 0 P: 10	R: 1 E: 0 K: 1 S: 8	H: 1 LOB: 0 BB: 0 P: 12	R: 1 E: 0 K: 0 S: 9	H: 2 LOB: 2 BB: 1 P: 16	R: 0 E: 0 K: 1 S: 11	H: 1 LOB: 1 BB: 0 P: 19	R: 0 E: 0 K: 0 S: 7	H: 1 LOB: 1 BB: 0 P: 10	R: 0 E: 0 K: 1 S: 10	H: 1 LOB: 2 BB: 1 P: 16	R: 0 E: 1 K: 0 S: 10	H: 1 LOB: 2 BB: 0 P: 19	R: 2 E: 0 K: 2 S: 13	H: 2 LOB: 1 BB: 1 P: 22	1B: 8 2B: 1 3B: 0 HR: 1	SF: 1 SAC: 0 DP: 1 HBP: 1	WP: 0 PB: 0 SB: 1 CS: 1	PA: 40	

PITCHER		IP	WLS	BF	H	R	ER	SO	BB	IBB	HBP	BLK	WP	HR	S	P	ERA	WHIP
35 Cole Hamels, L ERA: 2.49	(1, 1)	8.0	L	34	8	2	2	5	2	0	1	1	0	1	68	110	2.25	1.250
40 Michael Stutes, R ERA: 2.92	(9, 1)	1.0		6	2	2	2	2	1	0	0	0	0	0	13	22	18.00	3.000

PITCHER	IP	WLS	BF	H	R	ER	SO	BB	IBB	HBP	BLK	WP	HR	S	P	ERA	WHIP

Batter	1	2	3	4	5	6	7	8	9	AB	R	H	RBI	BB	SO	LOB
11 Jimmy Rollins, S (1, 6) OBP: 0.324, SLG: 0.367	F CH 83 X SI 90 0-1 ① G3-1		C SI 86 B KC 78 B KC 77 X SI 89 2-1 ① G3-1			B KC 77 B SI 88 C SI 86 X SI 87 2-1 ① F8		C SI 90 S KC 80 D KC 80 B SI 91 S KC 79 2-3 ② K		4	0	0	0	0	1	1
27 Placido Polanco, R (1, 5) OBP: 0.341, SLG: 0.362	C SI 89 B SI 91 C SI 91 B KC 81 C SI 92 2-3 ② K		X SI 88 0-0 ② F8			C SI 88 X SI 88 0-1 ② G1-3		B KC 79 C KC 78 B KC 79 B SI 92 B KC 77 4-1 2-3 BB		3	0	0	0	1	1	0
26 Chase Utley, L (1, 4) OBP: 0.375, SLG: 0.435	B SI 91 B CH 82 F SI 89 X CH 80 2-1 ③ G3-1		C CH 80 C KC 80 X SI 90 0-2 ③ F9			C KC 77 X CH 77 0-1 1B		B FF 95 F FF 94 X CU 78 1-1 ③ G3		4	0	1	0	0	0	3
6 Ryan Howard, L (1, 3) OBP: 0.350, SLG: 0.488		T SI 88 B KC 76 B SI 90 F CH 82 B CH 79 B SI 89 4-2 8 BB 51 1B BB	C KC 77 B FF 90 S KC 76 B CH 80 C SI 90 2-3 ① K			D SI 88 1 SAFE B CH 84 B CH 80 X SI 88 3-0 ③ G4-3			B FF 93 B FF 92 X FF 92 2-0 ① F9	3	1	0	0	1	1	1
8 Shane Victorino, S (1, 8) OBP: 0.361, SLG: 0.502		B SI 90 B SI 91 B SI 86 B FF 89 4-0 51 1B 1-2 BB	B SI 88 B SI 90 C CH 83 F SI 90 X KC 77 2-2 ② G1-3				C SI 86 B SI 88 S KC 76 B CH 77 X KC 78 2-2 ① G3		C FF 92 C FF 93 F CU 77 B CU 75 F FF 91 F FF 94 B FC 84 X FF 92 2-2 2B	3	0	1	0	1	0	0
29 Raul Ibanez, L (1, 7) OBP: 0.285, SLG: 0.384		C KC 76 F CH 80 F SI 91 S CH 81 0-3 ① K	X CH 78 0-0 ③ G4-3				B SI 88 B SI 86 F CH 81 X SI 89 2-1 ② G5-3		B FF 92 B FF 93 B FF 91 C FF 91 B FF 91 4-1 9 G4-6-3 BB	3	0	0	0	1	1	2
9 Domonic Brown, L (1, 9) OBP: 0.292, SLG: 0.377		C SI 86 C SI 91 B FF 91 B SI 91 S KC 79 2-3 ② K		B SI 87 X SI 88 1-0 ① G4-3			F CH 79 B SI 91 B KC 79 S CH 80 B SI 91 X KC 77 3-2 ③ G4-3		C FF 91 B FF 92 B FF 91 F FF 92 X FF 93 2-2 ②③ G4-6-3 1-2f	4	0	0	0	0	1	4
51 Carlos Ruiz, R (1, 2) OBP: 0.367, SLG: 0.354		C KC 75 B SI 91 X SI 90 1-1 1-3 2-H 1B		C SI 89 X KC 77 0-1 ② G6-3				B SI 85 X SI 89 1-0 ① F7		3	0	1	1	0	0	0
35 Cole Hamels, L (1, 1) OBP: 0.250, SLG: 0.286 7 Ross Gload, L (8, PH) OBP: 0.333, SLG: 0.360 7 Michael Martinez, S (8, PR) OBP: 0.224, SLG: 0.238 40 Michael Stutes, R (9, 1)		D CH 80 X SI 90 1-0 ③ F7		B CH 79 S CH 80 F SI 90 S KC 78 1-3 ③ K				C KC 78 B KC 78 X SI 88 1-1 27 WP 2B		2 1 0 0	0 0 0 0	0 1 0 0	0 0 0 0	0 0 0 0	1 0 0 0	2 0 0 0
Inning Stats	R: 0 E: 0 K: 1 S: 7 H: 0 LOB: 0 BB: 0 P: 11	R: 1 E: 0 K: 2 S: 12 H: 1 LOB: 2 BB: 2 P: 24	R: 0 E: 0 K: 0 S: 6 H: 0 LOB: 0 BB: 0 P: 8	R: 0 E: 0 K: 1 S: 7 H: 0 LOB: 0 BB: 0 P: 11	R: 0 E: 0 K: 1 S: 6 H: 0 LOB: 0 BB: 0 P: 8	R: 0 E: 0 K: 0 S: 7 H: 1 LOB: 1 BB: 0 P: 12	R: 0 E: 0 K: 0 S: 8 H: 0 LOB: 0 BB: 0 P: 15	R: 0 E: 0 K: 1 S: 9 H: 1 LOB: 3 BB: 1 P: 18	R: 0 E: 0 K: 0 S: 11 H: 1 LOB: 1 BB: 1 P: 21	1B: 2 2B: 2 3B: 0 HR: 0 SF: 0 SAC: 0 DP: 1 HBP: 0						

PITCHER	IP	WLS	BF	H	R	ER	SO	BB	IBB	HBP	BLK	WP	HR	S	P	ERA	WHIP
53 Trevor Cahill, R (1, 1) ERA: 3.09	7.2	W	29	3	1	1	6	3	0	0	0	1	0	60	104	1.17	0.783
40 Andrew Bailey, R (8, 1) ERA: 0.96	1.1	S	5	1	0	0	0	1	0	0	0	0	0	13	24	0.00	1.500

PITCHER	IP	WLS	BF	H	R	ER	SO	BB	IBB	HBP	BLK	WP	HR	S	P	ERA	WHIP

BOTTOM

Oakland Athletics @ Philadelphia Phillies

Citizens Bank Park, Philadelphia, PA

Sat Jun 25 2011, 7:09 PM - 9:41 PM EDT

Att. 45,785 - Partly Cloudy - 80 F

livebaseballscorecards.com

AB	30
R	1
H	4
RBI	1
BB	4
SO	6
LOB	13

1B: 2	SF: 0	WP: 1	PA: 34
2B: 2	SAC: 0	PB: 0	
3B: 0	DP: 1	SB: 0	
HR: 0	HBP: 0	CS: 0	

Batter	1	2	3	4	5	6	7	8	9	AB	R	H	RBI	BB	SO	LOB
19 Jemile Weeks, S (1, 4) OBP: 0.356, SLG: 0.471	C FC 91 F FC 92 X FC 92 0-2 ① P2		C SI 92 B CU 77 X FC 91 1-1 ② G3		X SI 92 0-0 ③ G3			C FC 90 B SI 90 F FC 90 B SI 92 X FC 91 2-2 ① F7		4	0	0	0	0	0	0
2 Cliff Pennington, S (1, 6) OBP: 0.300, SLG: 0.322	B FC 91 C FC 92 B CH 85 B FC 92 X FC 92 3-1 ② G4-3		C SI 92 F SI 92 S CH 83 0-3 ③ K			L CH 80 X FC 90 0-1 ① G4-3		S CH 81 F SI 93 F CU 76 C SI 91 0-3 ② K		4	0	0	0	0	2	0
4 Coco Crisp, S (1, 8) OBP: 0.299, SLG: 0.385	C FC 92 B SI 94 B FC 92 X FC 91 2-1 2B			X SI 92 0-0 55 G4-3 15 1B		X SI 91 0-0 ② G3		C SI 92 C SI 92 B CH 85 B CU 77 B FC 91 X SI 94 3-2 ③ G3		4	1	2	0	0	0	0
55 Hideki Matsui, L (1, 7) OBP: 0.297, SLG: 0.351	C FC 90 S CH 83 S CU 79 0-3 ③ K			C FC 92 X FC 92 0-1 ① G4-3 1-2		B CU 74 X SI 91 1-0 ③ G4-3			C SI 91 X FC 92 0-1 ① G3	4	0	0	0	0	1	2
28 Conor Jackson, R (1, 3) OBP: 0.346, SLG: 0.326		X FC 91 0-0 29 G5-3 2B		C CU 76 X FC 91 0-1 ② P3			B SI 90 C CH 80 B CU 74 F FC 91 X FC 91 2-2 29 2B 1B		C SI 94 F CH 84 B SI 93 B SI 94 B FC 92 X SI 94 3-2 15 G6-3 1B	4	0	3	0	0	0	1
15 Ryan Sweeney, L (1, 9) OBP: 0.372, SLG: 0.341		C CU 77 B FC 92 B FC 92 F CH 83 X SI 91 2-2 29 G5-3 1B		C CH 82 B SI 94 F FC 92 F CU 77 B SI 93 X FC 92 2-2 2-H 1B			C SI 93 B FC 90 C SI 92 F CH 84 X CH 82 1-2 ① F7		C CU 77 B FC 92 F FC 93 B FC 92 X SI 93 2-2 ②③ G6-3 1-2f	4	0	2	1	0	0	2
29 Scott Sizemore, R (1, 5) OBP: 0.359, SLG: 0.339		C FC 93 S FC 92 X CH 84 0-2 ①② G5-3 1-2 2-3f		B SI 92 X CH 83 1-0 ③ F7			B FC 91 1 SAFE X FC 92 1-0 1-3 2B			3	0	1	0	0	0	3
11 Landon Powell, S (1, 2) OBP: 0.261, SLG: 0.286		X FC 92 0-0 ③ G4-3			C CU 73 B CU 74 S CH 82 B FC 89 B FC 91 F CH 82 F FC 91 X SI 93 3-2 ① G1-3		X FC 92 0-0 ② P4			3	0	0	0	0	0	3
88 Josh Outman, L (1, 1) 12 David DeJesus, L (7, PH) OBP: 0.309, SLG: 0.348 31 Brad Ziegler, R (7, 1)			B FC 90 X FC 90 1-0 ① G6-3		B FC 92 C SI 91 B CH 80 B SI 92 C FC 90 X SI 89 3-2 ② G6-3		B CU 76 F CH 83 B FC 91 B SI 92 F CH 82 C CH 82 3-3 ③ K			2 1 0	0 0 0	0 0 0	0 0 0	0 0 0	0 1 0	0 2 0
Inning Stats	R: 0 E: 0 K: 1 S: 10 H: 1 LOB: 1 BB: 0 P: 15	R: 0 E: 0 K: 0 S: 8 H: 2 LOB: 1 BB: 0 P: 10	R: 0 E: 0 K: 1 S: 6 H: 0 LOB: 0 BB: 0 P: 8	R: 1 E: 0 K: 0 S: 10 H: 2 LOB: 1 BB: 0 P: 13	R: 0 E: 0 K: 0 S: 9 H: 0 LOB: 0 BB: 0 P: 15	R: 0 E: 0 K: 0 S: 4 H: 0 LOB: 0 BB: 0 P: 5	R: 0 E: 0 K: 1 S: 12 H: 2 LOB: 2 BB: 0 P: 19	R: 0 E: 0 K: 1 S: 10 H: 0 LOB: 0 BB: 0 P: 15	R: 0 E: 0 K: 0 S: 8 H: 1 LOB: 0 BB: 0 P: 13	1B: 5 2B: 3 3B: 0 HR: 0	SF: 0 SAC: 0 DP: 2 HBP: 0					

PITCHER		IP	WLS	BF	H	R	ER	SO	BB	IBB	HBP	BLK	WP	HR	S	P	ERA	WHIP
34 Roy Halladay, R ERA: 2.4	(1, 1)	9.0	W	33	8	1	1	4	0	0	0	0	0	0	77	113	1.00	0.889

PITCHER		IP	WLS	BF	H	R	ER	SO	BB	IBB	HBP	BLK	WP	HR	S	P	ERA	WHIP

TOP

Oakland Athletics @ Philadelphia Phillies

Citizens Bank Park, Philadelphia, PA

Sun Jun 26 2011, 1:39 PM - 3:51 PM EDT

Att. 45,863 - Partly Cloudy - 80 F

livebaseballscorecards.com

AB	33
R	1
H	8
RBI	1
BB	0
SO	4
LOB	13

WP: 0 PA: 33
PB: 0
SB: 0
CS: 0

BOTTOM

Oakland Athletics @ Philadelphia Phillies

Citizens Bank Park, Philadelphia, PA

Sun Jun 26 2011, 1:39 PM - 3:51 PM EDT

Att. 45,863 - Partly Cloudy - 80 F

livebaseballscorecards.com

Batter	1	2	3	4	5	6	7	8	9	AB	R	H	RBI	BB	SO	LOB
11 Jimmy Rollins, S (1, 6) OBP: 0.332, SLG: 0.378	X CH 87 0-0 27 2B 8 1B 1B	S CH 79 B CH 80 B FF 90 X CH 79 2-1 1-3 2B			C B X 1-1 27 1B 10 1B 1B		F SI 87 B SI 86 X SI 86 1-1 27 G4-3 27 PB 1B			4	2	4	0	0	0	0
27 Placido Polanco, R (1, 5) OBP: 0.343, SLG: 0.367	C FF 90 C CH 77 B FF 90 1 SAFE X FF 90 1-2 8 1B 6 G4-6-3 1-3 2B	C CH 78 X CH 78 0-1 ③ G6-3			B 1 SAFE 1 SAFE X CH 79 1-0 10 1B 6 BB 1-3 1B		C SI 86 B SI 86 B SI 86 X SI 85 2-1 ① G4-3 1-3			4	1	2	0	0	0	3
8 Shane Victorino, S (1, 8) OBP: 0.359, SLG: 0.498	C SL 74 B FF 91 X CH 80 1-1 6 G4-6-3 2-3 3-H 1B		C SL 76 B FF 91 X CH 79 1-1 ① P3		B FF 90 X FF 91 1-0 ② F9		C SI 86 B SI 86 B CH 77 F SI 86 F CH 78 F SI 88 B SI 88 X CH 79 3-2 ② P4			4	0	1	1	0	0	3
6 Ryan Howard, L (1, 3) OBP: 0.352, SLG: 0.484	S FF 91 B FF 90 X FF 90 1-1 ① ② G4-6-3 1-2f 3-H		C SL 78 B SL 78 B FF 93 F SL 77 X FF 92 2-2 ② F7		B SL 79 C SL 78 B SL 79 F SL 78 B FF 93 B SL 79 4-2 10 1B 1-2 BB		I IN 62 I IN 71 I IN 75 I IN 73 4-0 10 S IBB			2	0	0	0	2	0	1
10 Ben Francisco, R (1, 9) OBP: 0.342, SLG: 0.358	B FF 89 B CH 79 B FF 89 C FF 88 B FF 89 4-1 BB		C SL 77 B SL 75 C FF 93 X CH 72 1-2 ③ G5-3		B SL 79 X CH 82 1-0 1-2 2-3 3-H 1B		C SI 88 F SI 87 F CU 74 B CU 73 B CU 74 S CU 75 2-3 ③ K 1-2			3	0	1	1	1	1	2
51 Carlos Ruiz, R (1, 2) OBP: 0.360, SLG: 0.346	B FF 88 X FF 90 1-0 ③ F8			C FF 90 B CH 79 B CH 80 F FF 90 X SL 78 2-2 ① F9	C CH 80 B CH 77 X CH 78 1-1 ③ F8			C SI 86 B SI 86 B SI 86 F SI 85 B CU 73 X SI 86 3-2 ① G6-3		4	0	0	0	0	0	4
29 Raul Ibanez, L (1, 7) OBP: 0.284, SLG: 0.382		F FF 89 B FF 90 F FF 89 B SL 78 S FF 91 2-3 ① K		C SL 77 B SL 78 S FF 92 X FF 92 1-2 ② F8		S SL 76 B FF 90 F FF 90 X SL 79 1-2 ① G4-3		C SI 87 F SI 86 B CU 74 B CH 78 F CH 79 X CU 74 2-2 21 G1-3 1B		4	0	1	0	0	1	0
21 Wilson Valdez, R (1, 4) OBP: 0.283, SLG: 0.306		B FF 90 C CH 80 X FF 90 1-1 ② G4-3		B SL 77 S CH 78 S SL 78 B FF 91 B SL 78 C CH 78 3-3 ③ K		F FF 91 B FF 92 F CH 79 S SL 80 1-3 ② K		B SI 87 X SI 86 1-0 ② G1-3 1-2		4	0	0	0	0	2	1
34 Roy Halladay, R (1, 1) OBP: 0.095, SLG: 0.073		X FF 88 0-0 11 2B 1B			C FF 91 F CH 77 F FF 91 B FF 91 F FF 91 S SL 78 1-3 ① K		F SL 77 F FF 92 B SL 80 X SL 79 1-2 ③ G4-3		X SI 87 0-0 ③ G3-1	4	0	1	0	0	1	1
Inning Stats	R: 2 E: 0 K: 0 S: 10 H: 3 LOB: 1 BB: 1 P: 18	R: 0 E: 0 K: 1 S: 10 H: 2 LOB: 2 BB: 0 P: 15	R: 0 E: 0 K: 0 S: 8 H: 0 LOB: 0 BB: 0 P: 12	R: 0 E: 0 K: 1 S: 9 H: 0 LOB: 0 BB: 0 P: 15	R: 1 E: 0 K: 1 S: 14 H: 3 LOB: 3 BB: 1 P: 24	R: 0 E: 0 K: 1 S: 9 H: 0 LOB: 0 BB: 0 P: 12	R: 0 E: 0 K: 1 S: 13 H: 1 LOB: 2 BB: 1 P: 25	R: 0 E: 0 K: 0 S: 9 H: 1 LOB: 1 BB: 0 P: 15		1B: 8 2B: 2 3B: 0 HR: 0 SF: 0 SAC: 0 DP: 1 HBP: 0						

	AB	33
	R	3
	H	10
	RBI	2
	BB	3
	SO	5
	LOB	15

PITCHER		IP	WLS	BF	H	R	ER	SO	BB	IBB	HBP	BLK	WP	HR	S	P	ERA	WHIP
88 Josh Outman, L ERA: 3.1	(1, 1)	6.0	L	27	8	3	3	4	2	0	0	0	0	0	60	96	4.50	1.667
31 Brad Ziegler, R ERA: 2.0	(7, 1)	2.0		9	2	0	0	1	0	1	0	0	0	0	22	40	0.00	1.000

PITCHER	IP	WLS	BF	H	R	ER	SO	BB	IBB	HBP	BLK	WP	HR	S	P	ERA	WHIP

Batter	1	2	3	4	5	6	7	8	9	AB	R	H	RBI	BB	SO	LOB
2 Jacoby Ellsbury, L (1, 8) OBP: 0.361, SLG: 0.455	C FF 91 X FF 92 0-1 L3		B FC 88 C FC 85 X SI 92 1-1 P6			C FC 86 X FC 86 0-1 G3			C FF 92 B CH 84 S FF 91 X CU 74 1-2 G5-3	4	0	0	0	0	0	0
15 Dustin Pedroia, R (1, 4) OBP: 0.389, SLG: 0.396	X FF 92 0-0 G6-3			B FF 92 C FF 91 F FC 87 B FF 92 X CH 85 2-2 F9			B SI 90 B SI 91 B FC 85 C FF 90 B FC 86 4-1 20 G6-4-3 BB		C FF 92 B FF 91 S FF 92 X CU 76 1-2 L5	3	0	0	0	1	0	0
28 Adrián González, L (1, 3) OBP: 0.412, SLG: 0.605	B FF 90 X FF 91 1-0 G4-3			F FC 87 B FF 91 S FF 92 B SI 92 B CU 75 X FC 86 3-2 P4			B FF 90 X FC 86 1-0 F8			3	0	0	0	0	0	1
20 Kevin Youkilis, R (1, 5) OBP: 0.394, SLG: 0.490		B FF 91 B FF 91 B CH 86 B SI 90 4-0 BB		B CU 73 C FF 91 F FC 86 F SI 93 B FF 92 F FC 87 C FF 92 2-3 K			B FC 86 B FF 90 B FF 91 C FF 90 X FF 91 3-1 G6-4-3 1-2f			2	0	0	0	1	1	1
54 Darnell McDonald, R (1, 7) OBP: 0.173, SLG: 0.204		C FC 85 F FF 91 C FF 91 0-3 K			B FF 91 X FC 85 1-0 P3			B FC 84 S SI 91 B CH 83 B SI 91 F FF 90 X FF 91 3-2 2B		3	0	1	0	0	1	1
33 Jason Varitek, S (1, 2) OBP: 0.328, SLG: 0.363		S CH 84 C SI 91 X FC 87 0-2 F9			C CU 74 B FF 92 C FF 91 X CU 74 1-2 G5-3			B FC 85 B SI 90 C CH 84 F SI 91 X CH 84 2-2 G6-3		3	0	0	0	0	0	2
23 Mike Cameron, R (1, 9) OBP: 0.212, SLG: 0.266		C CU 76 F CU 75 C SI 91 0-3 K			B FC 84 B FC 84 X FF 91 2-0 F9			B FF 90 S CH 84 S CH 84 F FF 92 C CU 75 1-3 K		3	0	0	0	0	2	2
10 Marco Scutaro, R (1, 6) OBP: 0.343, SLG: 0.369			C FF 91 F CU 75 B FF 91 B FF 92 B FC 86 F CH 85 F FC 84 X FF 92 3-2 G6-3			C FC 84 B FF 92 X FF 91 1-1 19 G6-3 1B		B FF 91 C FC 87 X FF 92 1-1 G5-3		3	0	1	0	0	0	1
19 Josh Beckett, R (1, 1) 46 Franklin Morales, L (7, 1) 52 Bobby Jenks, R (8, 1) 44 Drew Sutton, S (9, PH) OBP: 0.308, SLG: 0.474			B FF 91 F SI 91 X SI 92 1-1 L3			C FF 91 L FC 87 B SI 92 F FF 91 X FC 86 1-2 G6-3 1-2f			C CU 72 S CH 84 B CU 74 S FF 92 1-3 K	2 0 0 1	0 0 0 0	0 0 0 0	0 0 0 0	0 0 0 1	0 0 0 0	1 0 0 0
Inning Stats	R: 0 E: 0 K: 0 S: 4 H: 0 LOB: 0 BB: 0 P: 5	R: 0 E: 0 K: 2 S: 9 H: 0 LOB: 1 BB: 1 P: 13	R: 0 E: 0 K: 0 S: 9 H: 0 LOB: 0 BB: 0 P: 14	R: 0 E: 0 K: 1 S: 11 H: 0 LOB: 0 BB: 0 P: 18	R: 0 E: 0 K: 0 S: 5 H: 0 LOB: 0 BB: 0 P: 9	R: 0 E: 0 K: 0 S: 8 H: 1 LOB: 0 BB: 0 P: 10	R: 0 E: 0 K: 0 S: 4 H: 0 LOB: 0 BB: 1 P: 12	R: 0 E: 0 K: 1 S: 12 H: 1 LOB: 1 BB: 0 P: 19	R: 0 E: 0 K: 1 S: 9 H: 0 LOB: 0 BB: 0 P: 12	1B: 1 2B: 1 3B: 0 HR: 0	SF: 0 SAC: 0 DP: 2 HBP: 0			WP: 0 PB: 0 SB: 0 CS: 0	PA: 29		

PITCHER	IP	WLS	BF	H	R	ER	SO	BB	IBB	HBP	BLK	WP	HR	S	P	ERA	WHIP
33 Cliff Lee, L (1, 1) ERA: 2.66	9.0	W	29	2	0	0	5	2	0	0	0	0	0	71	112	0.00	0.444

PITCHER	IP	WLS	BF	H	R	ER	SO	BB	IBB	HBP	BLK	WP	HR	S	P	ERA	WHIP

TOP

Boston Red Sox @ Philadelphia Phillies

Citizens Bank Park, Philadelphia, PA

Tue Jun 28 2011, 7:09 PM - 9:45 PM EDT

Att. 45,714 - Clear - 82 F

livebaseballscorecards.com

AB	27
R	0
H	2
RBI	0
BB	2
SO	5
LOB	9

BOTTOM

Boston Red Sox @ Philadelphia Phillies

Citizens Bank Park, Philadelphia, PA

Tue Jun 28 2011, 7:09 PM - 9:45 PM EDT

Att. 45,714 - Clear - 82 F

livebaseballscorecards.com

Batter	1	2	3	4	5	6	7	8	9	AB	R	H	RBI	BB	SO	LOB
11 Jimmy Rollins, S (1, 6) OBP: 0.331, SLG: 0.375	F FF 92 B CU 74 F FF 92 X CU 74 1-2 ① F8		B CH 86 F CH 88 C CH 88 F CH 87 F FF 92 B FC 89 B FC 90 B FF 92 4-2 ③ 27 S BB		X CH 88 0-0 ③ G3			B FF 95 X FF 95 1-0 ① G3		3	0	0	0	1	0	0
27 Placido Polanco, R (1, 5) OBP: 0.341, SLG: 0.366	C FF 92 B FC 89 C FC 89 X CH 88 1-2 ② L6		C SI 92 P PO 90 B CH 87 S CH 88 F FF 92 X FC 90 2-2 ② F8 1-2			C CH 86 X CH 87 0-1 26 SH1-3 8 HR 1B		C FF 96 S CH 86 B FF 97 C SL 85 1-3 ② K		4	1	1	0	0	1	1
26 Chase Utley, L (1, 4) OBP: 0.374, SLG: 0.432	C FF 92 X FC 88 0-1 ③ F7		B CH 89 B FC 88 B CH 88 C FF 92 X FF 92 3-1 ③ F8			X SI 91 0-0 ① SH1-3 1-2		C FF 96 B CU 84 X CH 86 1-1 6 BB 1B		3	0	1	0	0	0	1
6 Ryan Howard, L (1, 3) OBP: 0.354, SLG: 0.483		F FF 91 B FF 92 X SI 91 1-1 8 FC6-4 1B		B CU 73 X FC 89 1-0 ① F9		B CH 88 D CH 89 B CH 88 C CH 87 X FC 88 3-1 ② F9		D FF 97 C FF 95 S CH 86 B CU 85 F FF 97 B CH 85 F CH 86 F FF 97 B SL 87 4-2 1-2 BB		3	0	1	0	1	0	1
8 Shane Victorino, S (1, 8) OBP: 0.357, SLG: 0.506		C FF 91 S CH 88 F CH 88 B FF 92 F CH 87 X SI 92 1-2 ① FC6-4 29 E 9 HR 1-2f		B CH 88 X FF 91 1-0 ② G3		B FC 88 D FC 90 C CH 87 B FF 91 X FF 92 3-1 HR 2-H		B FF 96 C SL 85 F FF 96 D CU 84 F CH 86 F FF 96 C SL 87 2-3 ③ K		4	2	1	2	0	1	3
29 Raul Ibanez, L (1, 7) OBP: 0.281, SLG: 0.378		C FF 91 S FF 91 1 SAFE C FF 91 0-3 ② K 1-2		B CU 74 S CH 88 X FF 91 1-1 ③ P5		B CH 88 X CH 87 1-0 ③ G3				3	0	0	0	0	1	1
9 Domonic Brown, L (1, 9) OBP: 0.301, SLG: 0.422		C FF 90 B FC 88 B FC 89 F CH 88 X SI 92 2-2 2-H HR			C FF 91 B SI 91 B FF 92 B CH 88 X SI 93 3-1 51 F9 33 SF7 2B		B FF 93 C FF 93 B FF 92 C FF 93 F SL 84 B FF 95 F FF 93 S FF 95 3-3 ① K			3	2	2	2	0	1	0
51 Carlos Ruiz, R (1, 2) OBP: 0.355, SLG: 0.341		B FF 91 F SI 91 C CH 87 X FC 90 1-2 ③ G6-3			X FF 92 0-0 ① F9 2-3		B SL 85 B SL 84 X FF 93 2-0 ② F8			3	0	0	0	0	0	1
33 Cliff Lee, L (1, 1) OBP: 0.220, SLG: 0.256			F FF 90 X FF 92 0-1 ① G3-1		B FF 91 B CH 89 X FF 92 2-0 ② SF7 3-H		C FF 93 S SL 83 T SL 87 0-2 ③ K			2	0	0	1	0	1	0
Inning Stats	R: 0 E: 0 K: 0 S: 8 H: 0 LOB: 0 BB: 0 P: 10	R: 2 E: 1 K: 1 S: 16 H: 2 LOB: 0 BB: 0 P: 21	R: 0 E: 0 K: 0 S: 13 H: 0 LOB: 1 BB: 1 P: 21	R: 0 E: 0 K: 0 S: 4 H: 0 LOB: 0 BB: 0 P: 7	R: 1 E: 0 K: 0 S: 5 H: 1 LOB: 0 BB: 0 P: 10	R: 2 E: 0 K: 0 S: 8 H: 2 LOB: 0 BB: 0 P: 15	R: 0 E: 0 K: 2 S: 9 H: 0 LOB: 0 BB: 0 P: 14	R: 0 E: 0 K: 2 S: 16 H: 1 LOB: 2 BB: 1 P: 25		1B: 3 2B: 1 3B: 0 HR: 2 SF: 1 SAC: 1 DP: 0 HBP: 0						

AB	28
R	5
H	6
RBI	5
BB	2
SO	5
LOB	8

WP: 0 PA: 32
PB: 0
SB: 1
CS: 0

PITCHER		IP	WLS	BF	H	R	ER	SO	BB	IBB	HBP	BLK	WP	HR	S	P	ERA	WHIP
19 Josh Beckett, R ERA: 2.2	(1, 1)	6.0	L	24	5	5	5	1	1	0	0	0	0	2	54	84	7.50	1.000
46 Franklin Morales, L ERA: 4.0	(7, 1)	1.0		3	0	0	0	2	0	0	0	0	0	0	9	14	0.00	0.000
52 Bobby Jenks, R ERA: 6.08	(8, 1)	1.0		5	1	0	0	2	1	0	0	0	0	0	16	25	0.00	2.000

PITCHER		IP	WLS	BF	H	R	ER	SO	BB	IBB	HBP	BLK	WP	HR	S	P	ERA	WHIP

Batter	1	2	3	4	5	6	7	8	9	AB	R	H	RBI	BB	SO	LOB
2 Jacoby Ellsbury, L (1, 8) OBP: 0.357, SLG: 0.450	C FF 89 X FF 92 0-1 G4-3		C FF 89 B SI 90 B FF 89 C CH 83 B SI 91 F FF 92 X FF 92 3-2 G4-3		X FF 90 0-0 F8			B FF 93 S FF 93 X FF 94 1-1 F9		4	0	0	0	0	0	2
15 Dustin Pedroia, R (1, 4) OBP: 0.388, SLG: 0.394	B FF 90 C FF 91 F FF 91 B SI 91 C FF 92 2-3 K			C FF 90 X CH 85 0-1 28 G3-6-3 1B		C FF 91 S SI 91 B SI 92 X CH 85 1-2 F9		B SL 83 C FF 94 B FF 94 B FF 94 X FF 93 3-1 P5		4	0	1	0	0	1	0
28 Adrián González, L (1, 9) OBP: 0.410, SLG: 0.601	C FF 91 B FF 92 F CH 84 F SL 87 B SL 87 F SI 91 F FF 93 X SI 86 2-2 G3			D FF 90 X CH 84 1-0 G3-6-3 1-2f		B KC 76 F SI 93 F FF 93 F FF 88 B FF 93 X SI 92 2-2 20 FC5-4 1B		B SL 80 F FF 94 S SL 80 X FF 94 1-2 G4-3		4	0	1	0	0	0	1
20 Kevin Youkilis, R (1, 5) OBP: 0.392, SLG: 0.485		B FF 91 B CH 85 C SI 91 F FF 92 B SI 90 X CH 85 2-2 G5-3		B FF 91 B SL 85 B FF 92 C SI 91 C SI 93 F FF 94 F FF 92 F SI 92 F FF 94 4-2 F SI 92 B FF 93 BB		B FF 92 X SI 93 1-0 FC5-4 1-2f			C FF 93 B FF 93 B FF 93 F SL 86 X FF 92 2-2 P4	3	0	0	0	1	0	1
34 David Ortiz, L (1, 3) OBP: 0.386, SLG: 0.573		C FF 92 C FF 91 C SL 86 0-3 K		B SL 85 C CH 83 F FF 90 X SI 90 1-2 F9		F FF 92 B SL 86 X CH 85 1-1 F7			S CH 86 X FF 92 0-1 P6	4	0	0	0	0	1	2
39 Jarrod Saltalamacchia, S (1, 2) OBP: 0.320, SLG: 0.432		C SI 92 B SI 92 F CH 84 S SI 92 1-3 K			B SI 90 F CH 83 B FF 91 F FF 90 S SI 87 2-3 K		B SI 90 B CH 83 C SI 91 C FF 90 F FF 91 B FF 92 B FF 90 4-2 16 FC6-4 BB		F FF 93 B CH 86 X FF 92 1-1 P5	3	0	0	0	1	2	0
16 Josh Reddick, L (1, 7) OBP: 0.474, SLG: 0.688			C FF 90 X FF 92 0-1 1B	X CH 84 0-0 41 2B 1B			F FF 88 L SL 84 X SL 85 0-2 FC6-4 1-2f			3	1	2	0	0	0	1
10 Marco Scutaro, R (1, 6) OBP: 0.336, SLG: 0.361			B FF 89 B SI 88 C FF 90 F SI 89 F SL 86 X FF 91 2-2 P4		X FF 90 0-0 F8		C FF 90 C FF 86 F FF 90 X FF 86 0-2 F9			3	0	0	0	0	0	3
41 John Lackey, R (1, 1) OBP: 0.333, SLG: 0.667 46 Franklin Morales, L (8, 1)			C FF 86 L CH 84 F KC 73 C FF 87 0-3 K	C FF 88 S FF 89 F FF 89 B SL 85 B FF 89 B FF 91 X FF 90 3-2 1-H 2B		C SI 91 B FF 92 F FF 92 B SL 84 F FF 92 X SI 91 2-2 G5-3				3 0	0 0	1 0	1 0	0 0	1 0	2 0
Inning Stats	R: 0 E: 0 K: 1 S: 11 H: 0 LOB: 0 BB: 0 P: 15	R: 0 E: 0 K: 2 S: 10 H: 0 LOB: 0 BB: 0 P: 13	R: 0 E: 0 K: 1 S: 14 H: 1 LOB: 0 BB: 0 P: 19	R: 0 E: 0 K: 0 S: 13 H: 1 LOB: 1 BB: 1 P: 19	R: 1 E: 0 K: 1 S: 10 H: 2 LOB: 1 BB: 0 P: 15	R: 0 E: 0 K: 0 S: 10 H: 1 LOB: 1 BB: 0 P: 15	R: 0 E: 0 K: 0 S: 14 H: 0 LOB: 1 BB: 1 P: 20	R: 0 E: 0 K: 0 S: 7 H: 0 LOB: 0 BB: 0 P: 12	R: 0 E: 0 K: 0 S: 7 H: 0 LOB: 0 BB: 0 P: 10	1B: 4 2B: 1 3B: 0 HR: 0 SF: 0 SAC: 0 DP: 1 HBP: 0						

PITCHER		IP	WLS	BF	H	R	ER	SO	BB	IBB	HBP	BLK	WP	HR	S	P	ERA	WHIP
49 Vance Worley, R ERA: 2.57	(1, 1)	7.0	W	27	5	1	1	5	2	0	0	0	0	0	82	116	1.29	1.000
40 Michael Stutes, R ERA: 2.81	(8, 1)	1.0	H	3	0	0	0	0	0	0	0	0	0	0	7	12	0.00	0.000
37 Antonio Bastardo, L ERA: 0.93	(9, 1)	1.0	S	3	0	0	0	0	0	0	0	0	0	0	7	10	0.00	0.000

PITCHER	IP	WLS	BF	H	R	ER	SO	BB	IBB	HBP	BLK	WP	HR	S	P	ERA	WHIP

Boston Red Sox @ Philadelphia Phillies

Citizens Bank Park, Philadelphia, PA

Wed Jun 29 2011, 7:12 PM - 9:34 PM EDT

Att. 45,612 - Partly Cloudy - 81 F

TOP

livebaseballscorecards.com

AB	31
R	1
H	5
RBI	1
BB	2
SO	5
LOB	12

WP: 0	PA: 33																	
PB: 0																		
SB: 0																		
CS: 0																		

BOTTOM

Batter	1	2	3	4	5	6	7	8	9	AB	R	H	RBI	BB	SO	LOB
11 Jimmy Rollins, S (1, 6) OBP: 0.330, SLG: 0.373	C FF 90 B CH 84 F CH 83 X FC 86 1-2 ① P5		C CU 79 B CH 84 X FF 92 1-1 ① G6-3		C FF 91 F CU 79 S CU 80 0-3 ③ K2-3			X CU 75 0-0 27 G6-3 1B		4	0	1	0	0	1	0
27 Placido Polanco, R (1, 5) OBP: 0.340, SLG: 0.364	B FF 91 X FF 90 1-0 26 1B 1B		C FF 91 F CH 83 X FC 85 0-2 ② G6-3			B FF 90 F FF 89 B CH 82 X SI 90 2-1 ① G6-3		1 SAFE X FF 88 0-0 ①② G6-3 1-2f		4	0	1	0	0	0	1
26 Chase Utley, L (1, 4) OBP: 0.385, SLG: 0.456	C SI 91 B CH 83 F FC 87 B FF 92 X CH 85 2-2 6 G6-3 1-2 1B		C CH 84 F CH 87 B CU 81 X CH 84 1-2 ③ G4-3			B CH 83 C FC 87 B FF 91 B CU 76 B CU 78 4-1 6 S BB		X FF 90 0-0 3B		3	0	2	0	1	0	0
6 Ryan Howard, L (1, 3) OBP: 0.350, SLG: 0.476	B FF 88 T FC 86 F FF 92 X FC 86 1-2 ②③ G6-3 1-2f			F FF 91 F CH 87 C FF 92 1-3 ① K		B FC 84 T FC 83 B FF 90 S FC 87 F FC 88 S FC 83 2-3 ② K 1-2		B FF 94 S FF 94 X FF 94 1-1 ③ F8		4	0	0	0	0	2	4
8 Shane Victorino, S (1, 8) OBP: 0.357, SLG: 0.508		C FF 91 X SI 92 0-1 29 1B 2B		B FF 92 C CU 77 F CH 84 F FC 88 X FF 92 1-2 ② F7		B CU 80 B CU 80 B FF 92 C CU 78 X FC 83 3-1 ③ G4-3				3	1	1	0	0	0	1
29 Raul Ibanez, L (1, 7) OBP: 0.289, SLG: 0.399		X SI 92 0-0 9 S 2-H 1B		C FF 92 B CU 79 X FC 87 1-1 2B			F CU 76 X CU 77 0-1 HR			3	1	3	2	0	0	0
9 Domonic Brown, L (1, 9) OBP: 0.294, SLG: 0.411		C CU 80 C FF 92 B FC 89 B FC 87 B CH 85 F CU 81 C FF 93 3-3 ① K 1-2		X SL 85 0-0 ③ G3			C FF 89 B CH 82 F CH 86 T FF 92 1-2 ① K			3	0	0	0	0	2	2
23 Brian Schneider, L (1, 2) OBP: 0.194, SLG: 0.288 40 Michael Stutes, R (8, 1) 37 Antonio Bastardo, R (9, 1)		X FF 91 0-0 ② P5			C FF 91 F FC 86 X FC 86 0-2 ① G6-3		X FF 90 0-0 ② L4			3 0 0	0 0 0	0 0 0	0 0 0	0 0 0	0 0 0	1 0 0
49 Vance Worley, R (1, 1) OBP: 0.167, SLG: 0.167 51 Carlos Ruiz, R (7, PH) OBP: 0.353, SLG: 0.339 (8, 2)		X FC 87 0-0 ③ G5-3			X FF 90 0-0 ② F8		C FF 90 F FF 86 X FC 84 0-2 ③ F8			2 1	0 0	0 0	0 0	0 0	0 0	1 0
Inning Stats	R: 0 E: 0 K: 0 S: 10 H: 2 LOB: 1 BB: 0 P: 15	R: 1 E: 0 K: 1 S: 9 H: 2 LOB: 1 BB: 0 P: 12	R: 0 E: 0 K: 0 S: 8 H: 0 LOB: 0 BB: 0 P: 10	R: 0 E: 0 K: 1 S: 10 H: 1 LOB: 1 BB: 0 P: 13	R: 0 E: 0 K: 1 S: 7 H: 0 LOB: 0 BB: 0 P: 7	R: 0 E: 0 K: 1 S: 9 H: 0 LOB: 1 BB: 1 P: 20	R: 1 E: 0 K: 1 S: 9 H: 1 LOB: 0 BB: 0 P: 10	R: 0 E: 0 K: 0 S: 5 H: 2 LOB: 1 BB: 0 P: 6		1B: 4 2B: 2 3B: 1 HR: 1	SF: 0 SAC: 0 DP: 2 HBP: 0				WP: 0 PB: 0 SB: 2 CS: 0	PA: 31

PITCHER		IP	WLS	BF	H	R	ER	SO	BB	IBB	HBP	BLK	WP	HR	S	P	ERA	WHIP
41 John Lackey, R ERA: 6.81	(1, 1)	7.2	L	30	8	2	2	5	1	0	0	0	0	1	65	90	2.35	1.174
46 Franklin Morales, L ERA: 3.93	(8, 1)	0.1		1	0	0	0	0	0	0	0	0	0	0	2	3	0.00	0.000

PITCHER		IP	WLS	BF	H	R	ER	SO	BB	IBB	HBP	BLK	WP	HR	S	P	ERA	WHIP

Boston Red Sox @ Philadelphia Phillies

Citizens Bank Park, Philadelphia, PA

Wed Jun 29 2011, 7:12 PM - 9:34 PM EDT

Att. 45,612 - Partly Cloudy - 81 F

livebaseballscorecards.com

AB	30
R	2
H	8
RBI	2
BB	1
SO	5
LOB	10

Boston Red Sox @ Philadelphia Phillies

Citizens Bank Park, Philadelphia, PA

Thu Jun 30 2011, 1:08 PM - 4:10 PM EDT

Att. 45,810 - Sunny - 78 F

TOP

livebaseballscorecards.com

Batter	1	2	3	4	5	6	7	8	9	AB	R	H	RBI	BB	SO	LOB
2 Jacoby Ellsbury, L (1, 8) OBP: 0.361, SLG: 0.452	C FF 90 C FC 88 X FC 88 0-2 54 G5-4-3 1B	C CH 83 B FF 94 B FF 93 B FF 93 C FF 89 F FF 91 X FC 89 3-2 ③ G4-3	B CH 83 B SI 91 1 SAFE C SL 83 X SI 92 2-1 1-2 3-H 1B	C SI 91 3 SAFE B CH 84 S SL 83 B SI 91 C SL 84 2-3 ② K	C FF 96 B FF 96 X FF 95 1-1 7 1B 1B	5	0	3	1	0	1	2
54 Darnell McDonald, R (1, 9) OBP: 0.164, SLG: 0.192 7 J.D. Drew, L (7, PH) OBP: 0.332, SLG: 0.328 (7, 9)	1 SAFE S FF 91 1 SAFE T CH 84 F FF 93 X CH 84 0-2 ①② G5-4-3 1-2f	C FF 88 F FF 88 X FF 92 0-2 ① F7	X SI 92 0-0 ③ G6-3	X SI 91 0-0 ③ L8	C CU 77 S FF 94 B FF 97 F FF 91 X FF 94 1-2 28 BB 1-3 1B	3 2	0 0	0 1	0 0	0 0	0 0	3 2
28 Adrián González, L (1, 3) OBP: 0.407, SLG: 0.593	B FF 92 C CH 85 B FF 93 B FF 92 S FC 88 F FF 93 S FC 89 3-3 ③ K	B FF 92 F FF 92 B FF 90 X FC 88 2-1 ② L1-3	C SL 81 B SI 90 B SL 82 S SI 92 F SI 92 F SI 92 X SL 83 2-2 ① G4-3	F SL 81 F CH 82 B SI 88 S SL 84 1-3 ① K	B FF 93 B FF 93 B FF 95 B FF 91 4-0 1-2 BB	4	0	0	0	1	2	0
15 Dustin Pedroia, R (1, 4) OBP: 0.385, SLG: 0.401	C FF 92 B FF 89 B FF 92 F FF 91 X FF 93 2-2 ① F9	F FF 91 X CH 83 0-1 ③ G5-3	B SI 91 F SI 91 X SI 92 1-1 ② G3-1	C FF 89 F SI 90 F CH 83 F SL 84 X SI 90 0-2 HR	B CU 75 C FF 91 B FF 93 F FF 89 F CH 82 B FF 92 X FF 90 3-2 ③ P4	5	1	1	1	0	0	3
33 Jason Varitek, S (1, 2) OBP: 0.333, SLG: 0.419	C CH 83 B FC 88 X FF 92 1-1 ② G5-3	C SI 92 F SI 92 B SL 83 B SI 93 B SL 83 F SI 93 F SI 93 X SI 93 3-2 ① G6-3	S SL 83 F SI 92 B SI 93 F SL 83 B SI 91 B SI 92 X SL 84 3-2 HR	B SI 90 B SI 89 X SI 89 2-0 HR	4	2	2	2	0	0	0
16 Josh Reddick, L (1, 7) OBP: 0.476, SLG: 0.722	B FC 88 X FC 90 1-0 1B	B SI 93 X SL 83 1-0 44 1B 3B	B SI 92 B SI 92 F SI 91 X SI 92 2-1 ③ G4-3	X SI 90 0-0 ② F9	4	1	2	0	0	0	0
44 Drew Sutton, S (1, 5) OBP: 0.326, SLG: 0.476	C FF 90 D CH 84 F FF 92 B CU 77 D CH 84 F FF 93 X CH 84 3-2 ③ G6-3	C SI 92 B SI 93 B SI 92 F SI 92 X SL 83 2-2 10 1B 2 1B 3-H 1B	C SI 90 C SI 91 F CH 85 X CH 83 0-2 10 1B 1B	C SL 82 B CH 82 B FF 89 S SL 83 S SL 85 2-3 ③ K	4	1	2	1	0	1	1
10 Marco Scutaro, R (1, 6) OBP: 0.340, SLG: 0.365	C FF 90 B FF 89 X CU 75 1-1 ① L1	1 SAFE B SI 91 X SI 92 1-0 2 1B 1-3 1B	S SI 90 B SL 83 1 SAFE C CH 83 B SI 91 B SL 84 X SI 90 3-2 1-3 1B	B FF 94 C FF 98 X FF 97 1-1 ① F9	4	0	2	0	0	0	0
31 Jon Lester, L (1, 1) 51 Daniel Bard, R (8, 1) 34 David Ortiz, L (9, PH) OBP: 0.385, SLG: 0.571 52 Bobby Jenks, R (9, 1) 58 Jonathan Papelbon, R (9, 1)	C FF 91 F FF 89 C FF 93 0-3 ② K	F SI 91 T SI 92 S SI 93 0-3 ② K	C SI 90 B SI 91 1 SAFE L SI 89 B CH 83 L SI 89 2-3 ① K	C FF 95 B FF 98 B FF 93 X CH 86 2-1 ② F7	3 0 1 0 0	0 0 0 0 0	0 0 0 0 0	0 0 0 0 0	3 0 0 0 0	0 0 0 0 0	4 0 0 0 0

	AB	39
	R	5
	H	13
	RBI	5
	BB	1
	SO	7
	LOB	15

Inning Stats	1	2	3	4	5	6	7	8	9
	R: 0 E: 0 K: 1 S: 11	R: 0 E: 0 K: 0 S: 10	R: 0 E: 0 K: 1 S: 9	R: 0 E: 0 K: 0 S: 7	R: 2 E: 0 K: 1 S: 16	R: 1 E: 0 K: 0 S: 13	R: 0 E: 0 K: 2 S: 14	R: 2 E: 0 K: 2 S: 13	R: 0 E: 0 K: 0 S: 14
	H: 1 LOB: 0 BB: 0 P: 14	H: 1 LOB: 1 BB: 0 P: 17	H: 0 LOB: 0 BB: 0 P: 13	H: 0 LOB: 0 BB: 0 P: 9	H: 4 LOB: 2 BB: 0 P: 25	H: 1 LOB: 0 BB: 0 P: 21	H: 2 LOB: 2 BB: 0 P: 21	H: 2 LOB: 0 BB: 0 P: 18	H: 2 LOB: 3 BB: 1 P: 26

| | | |

BOTTOM

Batter	1	2	3	4	5	6	7	8	9	AB	R	H	RBI	BB	SO	LOB
11 Jimmy Rollins, S (1, 6) OBP: 0.327, SLG: 0.368	C FC 92 B FF 92 F CH 84 F FF 93 B CU 75 X CU 74 2-2 ① G5-3		B FF 94 C FC 90 C FC 88 F FF 93 B FF 94 X CH 85 2-2 ③ G5-3			X CH 84 0-0 ② G1-3		C FF 99 B SI 99 C SI 99 C SL 85 1-3 ③ K		4	0	0	0	0	1	0
27 Placido Polanco, R (1, 5) OBP: 0.339, SLG: 0.363	C FF 93 C FF 93 F FF 93 B FF 94 X FF 93 1-2 ② G4-3			C FC 87 C FF 92 B FF 92 F FF 94 F FC 90 B FF 94 B FF 94 X FF 94 3-2 ① G5-3		B FC 86 B FC 85 C FF 92 F FF 91 X FF 92 2-2 ③ G6-3			F FF 95 C FF 96 X SL 86 0-2 6 HR 1B	4	1	1	0	0	0	0
26 Chase Utley, L (1, 4) OBP: 0.381, SLG: 0.449	C FF 93 B SI 91 F FF 91 B CU 77 S FF 95 2-3 ③ K			C CU 72 S FC 90 B FC 87 X FF 95 1-2 6 S 1B			L FC 90 S FC 88 B FC 85 F FC 84 X FC 93 1-2 ① G4-3		X FF 95 0-0 ① P5	4	0	1	0	0	1	1
6 Ryan Howard, L (1, 3) OBP: 0.354, SLG: 0.488		C FF 90 B FC 88 B FF 90 S FC 87 B FF 95 B FC 90 4-2 10 G5-3 BB		C FF 94 B SI 92 1 SAFE C SI 91 X FC 91 1-2 ② F7 1-2			B CU 72 F FF 89 S CU 73 B FF 93 X FC 87 2-2 8 BB 1B		S FF 96 X CH 84 0-1 1-H HR	3	1	2	2	1	0	1
8 Shane Victorino, S (1, 8) OBP: 0.359, SLG: 0.504		C FF 94 X FF 94 0-1 ① F7		B CU 76 C FC 88 X FC 88 1-1 ③ L8			B FF 92 B FF 90 F SI 92 B FC 92 B FF 93 4-1 1-2 BB		B FF 95 B FF 94 B FF 93 C FF 94 B FF 94 4-1 10 G4-3 10 S BB	2	0	0	0	2	0	2
10 Ben Francisco, R (1, 9) OBP: 0.336, SLG: 0.351		B FF 93 D CH 85 C FF 94 X CH 85 2-1 ② G5-3 1-2			B FF 91 L FF 91 X FF 92 1-1 ① P2		B FC 87 S CH 84 X FF 93 1-1 ② F8		C FF 94 B SL 82 B FF 94 X FF 94 2-1 ② G4-3 1-3	4	0	0	0	0	0	4
29 Raul Ibanez, L (1, 7) OBP: 0.285, SLG: 0.393		C FF 94 B SI 92 B FC 90 B FC 90 F FC 90 S FC 88 3-3 ③ K			C CU 73 S FF 92 F FC 89 X CU 76 0-2 ② G4-3		C FF 94 B FF 94 B FF 94 F FC 88 F FF 95 B CU 76 S FC 89 3-3 ③ K		C FF 94 C FF 96 F FF 95 C FF 95 0-3 ③ K	4	0	0	0	0	3	4
51 Carlos Ruiz, R (1, 2) OBP: 0.348, SLG: 0.333			F FF 92 S CU 75 B FC 90 S CU 74 1-3 ① K		B CH 84 C FC 87 B CH 85 F FC 86 F FF 92 X CU 76 2-2 ③ F8			C SI 98 X SI 99 0-1 ① G4-3		3	0	0	0	0	1	0
35 Cole Hamels, L (1, 1) OBP: 0.243, SLG: 0.278 57 David Herndon, R (5, 1) 7 Michael Martinez, S (6, PH) OBP: 0.221, SLG: 0.234 48 Drew Carpenter, R (7, 1) 7 Ross Gload, L (8, PH) OBP: 0.327, SLG: 0.353 47 Scott Mathieson, R (9, 1)			B FF 94 B FF 92 B FF 93 C FF 91 S FF 92 F FF 91 S FF 92 3-3 ② K			B FF 90 C FF 89 S FC 86 B CU 74 B FF 92 X FC 91 3-2 ① P3		B FF 99 X CH 91 1-0 ② G3	1 0 1 0 1 0	0 0 0 0 0 0	0 0 0 0 0 0	0 0 0 0 0 0	1 0 0 0 0 0	0 0 0 0 0 0	0 0 0 0 0 0
Inning Stats	R: 0 E: 0 K: 1 S: 11 H: 0 LOB: 0 BB: 0 P: 16	R: 0 E: 0 K: 1 S: 9 H: 0 LOB: 1 BB: 1 P: 18	R: 0 E: 0 K: 2 S: 11 H: 0 LOB: 0 BB: 0 P: 17	R: 0 E: 0 K: 0 S: 13 H: 1 LOB: 1 BB: 0 P: 19	R: 0 E: 0 K: 0 S: 10 H: 0 LOB: 0 BB: 0 P: 13	R: 0 E: 0 K: 0 S: 7 H: 0 LOB: 0 BB: 0 P: 12	R: 0 E: 0 K: 1 S: 14 H: 1 LOB: 2 BB: 1 P: 25	R: 0 E: 0 K: 1 S: 6 H: 0 LOB: 0 BB: 0 P: 8	R: 2 E: 0 K: 1 S: 13 H: 2 LOB: 1 BB: 1 P: 19	1B: 3 2B: 0 3B: 0 HR: 1	SF: 0 SAC: 0 DP: 0 HBP: 0		WP: 0 PB: 0 SB: 2 CS: 0	PA: 34			

PITCHER		IP	WLS	BF	H	R	ER	SO	BB	IBB	HBP	BLK	WP	HR	S	P	ERA	WHIP
31 Jon Lester, L ERA: 3.43	(1, 1)	7.0	W	25	2	0	0	5	2	0	0	0	0	0	75	120	0.00	0.571
51 Daniel Bard, R ERA: 2.33	(8, 1)	1.0		3	0	0	0	1	0	0	0	0	0	0	6	8	0.00	0.000
52 Bobby Jenks, R ERA: 7.24	(9, 1)	0.1		4	2	2	2	0	1	0	0	0	0	1	7	11	54.00	9.000
58 Jonathan Papelbon, R ERA: 3.82	(9, 1)	0.2	S	2	0	0	0	1	0	0	0	0	0	0	6	8	0.00	0.000

PITCHER	IP	WLS	BF	H	R	ER	SO	BB	IBB	HBP	BLK	WP	HR	S	P	ERA	WHIP

Boston Red Sox @ Philadelphia Phillies

Citizens Bank Park, Philadelphia, PA

Thu Jun 30 2011, 1:08 PM - 4:10 PM EDT

Att. 45,810 - Sunny - 78 F

livebaseballscorecards.com

AB	31
R	2
H	4
RBI	2
BB	3
SO	7
LOB	12

Batter	1	2	3	4	5	6	7	8	9	AB	R	H	RBI	BB	SO	LOB
11 Jimmy Rollins, S (1, 10) OBP: 0.325, SLG: 0.364	B FF 91 F FF 90 B CH 87 S FF 91 B CH 87 B FF 91 4-2 BB	X SI 91 0-0 ③ F8		C CH 82 B FF 91 B FF 89 B CH 84 X FF 91 3-1 ② G5-3		1 SAFE B CH 81 X FF 89 1-0 ② G5-3 1-2		B FF 92 C FF 91 X SL 84 1-1 ③ F8		4	0	0	0	1	0	3
27 Placido Polanco, R (1, 5) OBP: 0.337, SLG: 0.358	B FF 89 1 SAFE B FF 90 C FF 89 B FF 89 C FF 89 X FF 90 3-2 ① F9		C FF 90 B FF 90 C FF 90 C FF 90 1-3 ① K	F FF 90 X SI 92 0-1 ③ G6-3		X SI 90 0-0 ③ F9			B SI 94 F FF 93 B FF 94 B FF 93 C FF 94 F FF 94 B FF 94 4-2 26 2B 6 1B BB	4	1	0	0	1	1	2
26 Chase Utley, L (1, 4) OBP: 0.389, SLG: 0.459	C FF 90 B FF 92 D FF 91 1 SAFE X FF 91 2-1 ② P2		B FF 91 C FF 90 H CU 76 2-1 6 E 8 1B HBP	C FF 90 B FF 91 X SL 84 1-1 8 S 1B			C FF 90 X SI 91 0-1 ① F8		C FF 94 C CU 79 B FS 86 F SI 95 X FF 95 1-2 1-3 6 1B 2B	4	2	2	0	0	0	1
6 Ryan Howard, L (1, 3) OBP: 0.352, SLG: 0.484	1 SAFE C SI 90 S CH 84 X SL 83 0-2 ③ F8		F FF 92 B SI 90 X FF 90 1-1 FC4 9 BB 8 1B 1-2		B FF 90 S FF 89 B SI 88 F FF 91 1 SAFE S CH 85 2-3 ① K		C FF 92 B FF 89 X FF 93 1-1 E6 8 3B		B FF 94 S CU 78 S SI 95 X FF 95 1-2 10 2B 2-H 3-H 1B	5	1	1	2	0	1	3
8 Shane Victorino, S (1, 8) OBP: 0.367, SLG: 0.515		B SI 88 F SI 90 B SI 91 X FF 90 2-1 10 2B 1B	C SI 90 C FF 89 X FC 90 0-2 9 BB 1-2 2-H 1B		B CH 83 1 SAFE 1 SAFE B FF 89 B FF 91 B FF 91 4-0 10 G6-4-3 1-2 BB		C FF 93 B FF 95 1 SAFE B FF 94 X FF 94 2-1 10 SF7 1-H 3B		B FF 94 C FF 94 T FF 95 B FS 86 F FS 85 F FF 95 X FF 95 2-2 ① F7	4	2	3	2	1	0	1
10 Ben Francisco, R (1, 7) OBP: 0.338, SLG: 0.364		C SI 92 S CH 84 D CH 85 F FC 90 X CH 84 1-2 9 G3-1 1-H 2B	C FF 90 B FF 93 D CH 85 F FF 90 C CU 77 2-3 ② K	C CH 82 X FF 92 0-1 ②③ G6-4-3 1-2f		B CH 87 F FF 94 B CH 87 F CH 86 X FF 94 2-2 ② SF7 3-H		C FS 84 B CU 80 X CU 79 1-1 1-3 2B	4	0	2	2	0	1	4
9 Domonic Brown, L (1, 9) OBP: 0.298, SLG: 0.414	C FF 91 X CU 78 0-1 ① G3-1 2-3	B SI 90 B FF 91 T FF 92 B FC 92 B FC 88 4-1 51 FC6-4 1-2 2-3 BB		C FF 90 B FF 91 X FF 92 1-1 51 S 51 1B 2B		B FF 93 B FF 93 C FF 94 S FF 94 X CH 86 2-2 ③ G6-3			C SL 84 X SI 92 0-1 ② G5-3	4	1	1	0	1	0	3
51 Carlos Ruiz, R (1, 2) OBP: 0.345, SLG: 0.330	C CH 85 S FC 92 D CU 78 F FF 93 F CU 78 X CH 85 1-2 ② G1-3	C CH 84 X FF 91 0-1 ③ FC6-4 1-2f		F FF 90 B FF 92 F FF 91 B FF 90 X CU 79 2-2 21 FC6-4 2-H 1B			B SL 85 F FF 91 C FF 91 X CU 73 1-2 ① F7	B SI 93 C SI 92 X SL 85 1-1 ③ G6-3		5	0	1	1	0	0	6
21 Wilson Valdez, R (1, 6) OBP: 0.284, SLG: 0.302 7 Ross Gload, L (8, PH) OBP: 0.321, SLG: 0.346 7 Michael Martinez, S (8, 6) OBP: 0.221, SLG: 0.234		B FF 92 C CH 83 B CH 83 B FC 91 B FF 90 4-1 BB	C CH 81 B FF 90 X CH 84 1-1 ① G5-3			1 SAFE L FF 90 X FF 92 0-1 ① FC6-4 11 G5-3 1-2f		B CH 84 F CH 84 X SL 86 1-1 ② F7		2 1 0	0 0 0	0 0 0	0 0 0	1 0 0	0 0 0	1 0 0

Inning Stats	1	2	3	4	5	6	7	8	9
	R: 0 E: 0 K: 0 S: 10	H: 0 LOB: 1 BB: 1 P: 19	R: 1 E: 0 K: 0 S: 15	H: 2 LOB: 2 BB: 1 P: 23	R: 1 E: 1 K: 2 S: 15	H: 1 LOB: 3 BB: 1 P: 25	R: 0 E: 0 K: 0 S: 6	H: 0 LOB: 0 BB: 0 P: 10	R: 0 E: 0 K: 1 S: 7	H: 1 LOB: 1 BB: 1 P: 14	R: 1 E: 0 K: 0 S: 9	H: 2 LOB: 1 BB: 0 P: 13	R: 2 E: 1 K: 0 S: 12	H: 1 LOB: 0 BB: 0 P: 19	R: 0 E: 0 K: 0 S: 7	H: 0 LOB: 0 BB: 0 P: 10	R: 2 E: 0 K: 0 S: 21	H: 3 LOB: 2 BB: 1 P: 31

1B: 5	SF: 1
2B: 4	SAC: 0
3B: 1	DP: 1
HR: 0	HBP: 1

WP: 0	PA: 44
PB: 0	
SB: 2	
CS: 0	

PITCHER		IP	WLS	BF	H	R	ER	SO	BB	IBB	HBP	BLK	WP	HR	S	P	ERA	WHIP
24 Ricky Romero, L ERA: 2.75	(1, 1)	6.1		31	6	4	3	3	4	0	1	0	0	0	66	109	4.26	1.579
54 Jason Frasor, R ERA: 2.7	(7, 1)	0.2	B	3	1	1	0	0	0	0	0	0	0	0	8	14	0.00	1.500
60 Jon Rauch, R ERA: 3.93	(8, 1)	1.0	H	3	0	0	0	0	0	0	0	0	0	0	7	10	0.00	0.000
50 Frank Francisco, R ERA: 5.01	(9, 1)	0.1	L	5	3	2	2	0	1	0	0	0	0	0	17	26	54.00	12.000
34 Marc Rzepczynski, L ERA: 3.24	(9, 1)	0.2		2	0	0	0	0	0	0	0	0	0	0	4	5	0.00	0.000

PITCHER	IP	WLS	BF	H	R	ER	SO	BB	IBB	HBP	BLK	WP	HR	S	P	ERA	WHIP

TOP

Philadelphia Phillies @ Toronto Blue Jays

Rogers Centre, Toronto, ON

Fri Jul 01 2011, 1:18 PM - 4:18 PM EDT

Att. 45,512 - Partly Cloudy - 68 F

livebaseballscorecards.com

AB	37
R	7
H	10
RBI	7
BB	5
SO	3
LOB	24

BOTTOM

Philadelphia Phillies @ Toronto Blue Jays

Rogers Centre, Toronto, ON

Fri Jul 01 2011, 1:18 PM - 4:18 PM EDT

Att. 45,512 - Partly Cloudy - 68 F

livebaseballscorecards.com

Batter	1	2	3	4	5	6	7	8	9	AB	R	H	RBI	BB	SO	LOB
5 Yunel Escobar, R (1, 6) OBP: 0.363, SLG: 0.440 2 Aaron Hill, R (1, PR) OBP: 0.285, SLG: 0.337 (2, 4)	B FF 89 F SI 88 H SI 89 2-1 19 2B 10 2B HBP	B SI 90 X CH 82 1-0 ③ F7			C CH 82 F SL 80 B SI 90 B SI 90 X SI 91 2-2 14 HR 1B		X SI 91 0-0 19 HR 1B		C SL 84 B SL 81 B CH 88 B SL 83 C FF 93 S FF 93 3-3 ③ K	0 4	0 3	0 2	0 0	0 0	0 1	0 1
14 Eric Thames, L (1, 9) OBP: 0.356, SLG: 0.529	X FF 86 0-0 ① F9		B SI 89 X CH 79 1-0 19 G6-4-3 1B		1 SAFE X FF 88 0-0 1-H HR		B SI 91 F SI 91 F SI 91 1 SAFE S FC 89 1-3 ② K			4	1	2	2	0	1	2
19 José Bautista, R (1, 5) OBP: 0.473, SLG: 0.674	1 SAFE X SI 88 0-0 10 2B 1-3 2B		1 SAFE F SI 90 1 SAFE X FF 90 0-1 ① ② G6-4-3 1-2f		B FC 86 B CH 81 B CH 83 B FC 85 4-0 BB		X SI 91 0-0 1-H HR			3	2	2	2	1	0	1
26 Adam Lind, L (1, 3) OBP: 0.355, SLG: 0.559	B SI 89 F FC 87 X SI 89 1-1 ② P6		B SI 88 X CH 81 1-0 ③ G3-1		C FC 87 B SI 90 X SI 90 1-1 ② L8		B SI 90 X SL 82 1-0 ③ G3			4	0	0	0	0	0	4
10 Edwin Encarnación, R (1, 10) OBP: 0.283, SLG: 0.406	X FC 88 0-0 2-H 3-H 2B			B SI 90 F CH 81 F SI 88 T CH 83 1-2 ① K	C SI 91 1 SAFE F SI 92 F SI 92 B CH 82 F CH 84 1 SAFE F SI 91 C SI 92 1-3 ③ K			C CU 77 B FF 87 X SI 92 1-1 ① G3-1		4	0	1	2	0	2	1
20 Juan Rivera, R (1, 7) OBP: 0.310, SLG: 0.365	C SI 90 X FF 90 0-1 ③ F7			F SI 91 B SL 81 H CH 82 2-1 9 G3-1 HBP		B CH 79 B FC 87 B SI 89 C SI 90 F SI 90 F SI 90 X SI 91 3-2 ① G6-3		B SI 92 B SI 92 X SI 92 2-0 ② G5-3		3	0	0	0	0	0	2
9 J.P. Arencibia, R (1, 2) OBP: 0.280, SLG: 0.451		C SI 89 F CH 81 X SI 90 0-2 E3 11 G4-6-3		X CH 82 0-0 ② G3-1 1-2		C SI 90 F FC 87 F CH 84 C SI 91 0-3 ② K		B CU 79 F SI 93 F SI 94 X SI 87 1-2 ③ G6-3		4	0	0	0	0	1	1
11 Rajai Davis, R (1, 8) OBP: 0.255, SLG: 0.336		B SI 90 F FC 88 C SI 90 B SI 91 F CH 82 X FF 91 2-2 ① ② G4-6-3 1-2f		X SI 90 0-0 ③ F8		L CH 81 S SL 80 S SL 81 0-3 ③ K			S FF 92 B FF 93 F SL 83 F FF 92 B SL 86 X FF 94 2-2 ① F8	4	0	0	0	0	1	2
6 John McDonald, R (1, 4) OBP: 0.248, SLG: 0.296 (2, 6)		B SI 90 S SI 90 B SI 90 F SI 91 B SI 89 F SI 88 F SI 88 X SI 89 3-2 1B			C SI 90 S CH 81 B SL 82 X SI 90 1-2 ① G6-3		C SI 88 X SL 82 0-1 ① P4		S FF 93 F SL 86 F SL 84 F FF 94 B SL 85 X FF 93 1-2 ② P4	4	0	1	0	0	0	0
Inning Stats	R: 2 E: 0 K: 0 S: 8 H: 2 LOB: 2 BB: 0 P: 11	R: 0 E: 1 K: 0 S: 13 H: 1 LOB: 1 BB: 0 P: 19	R: 0 E: 0 K: 0 S: 4 H: 1 LOB: 0 BB: 0 P: 6	R: 0 E: 0 K: 1 S: 6 H: 0 LOB: 1 BB: 0 P: 9	R: 2 E: 0 K: 1 S: 15 H: 2 LOB: 1 BB: 1 P: 24	R: 0 E: 0 K: 2 S: 11 H: 0 LOB: 0 BB: 0 P: 14	R: 2 E: 0 K: 1 S: 8 H: 2 LOB: 0 BB: 0 P: 10	R: 0 E: 0 K: 0 S: 6 H: 0 LOB: 0 BB: 0 P: 10	R: 0 E: 0 K: 1 S: 12 H: 0 LOB: 0 BB: 0 P: 18	1B: 4 2B: 2 3B: 0 HR: 2 SF: 0 SAC: 0 DP: 2 HBP: 2						

	AB	34
	R	6
	H	8
	RBI	6
	BB	1
	SO	6
	LOB	14

PITCHER		IP	WLS	BF	H	R	ER	SO	BB	IBB	HBP	BLK	WP	HR	S	P	ERA	WHIP
38 Kyle Kendrick, R ERA: 3.81	(1, 1)	7.0		31	8	6	6	5	1	0	2	0	0	2	65	93	7.71	1.286
55 Danys Baez, R ERA: 5.35	(8, 1)	1.0	W	3	0	0	0	0	0	0	0	0	0	0	6	10	0.00	0.000
37 Antonio Bastardo, L ERA: 0.9	(9, 1)	1.0	S	3	0	0	0	1	0	0	0	0	0	0	12	18	0.00	0.000

PITCHER	IP	WLS	BF	H	R	ER	SO	BB	IBB	HBP	BLK	WP	HR	S	P	ERA	WHIP

Batter	1	2	3	4	5	6	7	8	9	AB	R	H	RBI	BB	SO	LOB
11 Jimmy Rollins, S (1, 6) OBP: 0.329, SLG: 0.368	B FF 86 B FF 86 C FF 86 B CH 78 B FF 88 4-1 27 S 6 1B BB		C FF 85 X EP 66 0-1 ① P4		B SI 88 B SI 89 F FF 87 X CU 75 2-1 1-3 3-H 2B		C FF 88 D CH 82 B CU 74 X SI 89 2-1 ① F8 2-3		B FF 89 C SL 85 F FF 90 B SL 85 X CU 74 2-2 26 FC1-6 1B	4	1	2	1	1	0	1
27 Placido Polanco, R (1, 5) OBP: 0.335, SLG: 0.354	B SI 88 B FF 89 B FF 88 C FF 86 B FF 89 4-1 29 PB 6 1B 1-2 BB		C SI 87 B FF 88 F CU 71 F FF 90 B CU 74 X CH 82 2-2 ② G6-3		X SI 87 0-0 ② P6		B CU 76 B SL 83 B CH 81 C FF 86 X CH 80 3-1 ② G6-3		C SL 86 1 SAFE F FC 88 F SL 84 F FF 89 F SL 84 1 SAFE F FF 89 B CH 84 1-2 ① X SL 83 L6	4	0	0	0	1	0	4
26 Chase Utley, L (1, 4) OBP: 0.389, SLG: 0.476	F SI 89 F CU 74 T SL 83 0-2 ① K		B CU 69 C CH 81 B SI 91 X FF 90 2-1 ③ G4-3		I IN 67 I IN 67 I IN 66 I IN 67 4-0 IBB		C SI 94 B FF 95 B SL 85 F SI 94 X SL 83 2-2 3-H HR		X FF 89 0-0 ② FC1-6 6 BB 8 1B 1-2f	4	2	1	2	1	1	3
6 Ryan Howard, L (1, 10) OBP: 0.353, SLG: 0.481	B SI 88 D CH 81 F CH 81 B SI 89 S CH 82 X SL 84 3-2 29 PB 1-2 2-H 1B			S CU 70 X CU 76 0-1 ① G4-3	F SL 82 B FF 89 F CH 83 S SL 82 1-3 ③ K		B SI 95 X SI 95 1-0 ③ G6-3		C FF 90 B CH 84 F FF 89 B CU 73 B SL 85 B SL 84 4-2 8 1B 1-2 BB	4	0	1	1	1	1	3
8 Shane Victorino, S (1, 8) OBP: 0.371, SLG: 0.515	X FF 89 0-0 ② F8			B FF 88 C CH 80 B CH 82 S CH 81 X SL 82 2-2 ② G1-4-3		B SL 87 C FF 86 B FF 87 B CU 78 C CH 78 B SL 81 4-2 9 FC3-6 BB		B SI 93 C SI 93 X SI 93 1-1 29 FC5-4 1B	X FF 91 0-0 1-2 2-H 1B	4	0	2	1	1	0	2
29 Raul Ibanez, L (1, 7) OBP: 0.280, SLG: 0.386	B FF 89 B CH 80 B CU 74 X SI 89 3-0 ③ L9 1-2 2-3			X FF 88 0-0 ③ F8		1 SAFE B FF 87 X CH 79 1-0 ① F7		X SI 93 0-0 ① FC5-4 9 1B 1-2f	B CH 82 B SI 87 F CH 82 B CH 82 C SI 87 X CH 82 3-2 ③ G4-3	5	0	0	0	0	0	6
9 Domonic Brown, L (1, 9) OBP: 0.296, SLG: 0.408		C FF 86 B FF 86 B CH 80 B CH 80 F FF 88 T CH 80 3-2 ① K			F CU 70 B CU 76 B FF 89 S CH 80 X SL 82 2-2 ① L9	1 SAFE 1 SAFE P PO 84 F CH 79 X CH 80 1-1 ② FC3-6 1-2f		B FF 93 C SI 92 X SI 93 1-1 1-2 1B		4	0	1	0	0	1	1
7 Ross Gload, L (1, 3) OBP: 0.316, SLG: 0.339		C FF 89 X CU 73 0-1 ② G4-3			B FF 89 X FF 87 1-0 51 1B 11 2B 1B	B CH 80 1 SAFE 1 SAFE X CH 80 1-0 ③ F7		C SI 93 F SI 92 F SI 94 S SI 92 0-3 ② K		4	1	1	0	0	1	3
51 Carlos Ruiz, R (1, 2) OBP: 0.348, SLG: 0.338		B FF 88 C CH 79 B SL 82 X CH 80 2-1 ③ G5-3			B SI 87 1 SAFE 1 SAFE C SL 81 B SI 89 C SL 78 F SI 89 1 SAFE X CU 75 2-2 11 2B 1-3 1B		C CH 76 X CH 79 0-1 11 F8 26 HR 2B		F FF 91 F FC 91 X FF 92 0-2 ③ G5-3	4	1	2	0	0	0	2
Inning Stats	R: 1 E: 0 K: 1 S: 10 H: 1 LOB: 2 BB: 2 P: 24	R: 0 E: 0 K: 1 S: 7 H: 0 LOB: 0 BB: 0 P: 12	R: 0 E: 0 K: 0 S: 8 H: 0 LOB: 0 BB: 0 P: 12	R: 0 E: 0 K: 0 S: 6 H: 0 LOB: 0 BB: 0 P: 8	R: 1 E: 0 K: 1 S: 14 H: 3 LOB: 3 BB: 1 P: 26	R: 0 E: 0 K: 0 S: 7 H: 0 LOB: 1 BB: 1 P: 13	R: 2 E: 0 K: 0 S: 10 H: 2 LOB: 0 BB: 0 P: 18	R: 0 E: 0 K: 1 S: 12 H: 2 LOB: 2 BB: 0 P: 14	R: 1 E: 0 K: 0 S: 17 H: 2 LOB: 2 BB: 1 P: 27	1B: 7 2B: 2 3B: 0 HR: 1 SF: 0 SAC: 0 DP: 0 HBP: 0						

PITCHER		IP	WLS	BF	H	R	ER	SO	BB	IBB	HBP	BLK	WP	HR	S	P	ERA	WHIP
33 Carlos Villanueva, R ERA: 3.24	(1, 1)	6.2		29	5	3	3	3	3	1	0	0	0	0	58	106	4.05	1.200
47 Luis Perez, L ERA: 3.71	(7, 1)	1.0	L	6	3	1	1	1	0	0	0	0	0	1	13	18	9.00	3.000
29 Octavio Dotel, R ERA: 4.15	(8, 1)	0.1		1	0	0	0	0	0	0	0	0	0	0	3	3	0.00	0.000
60 Jon Rauch, R ERA: 4.11	(9, 1)	0.2		5	2	1	1	0	1	0	0	0	0	0	14	21	13.50	4.500
57 Shawn Camp, R ERA: 4.0	(9, 1)	0.1		1	0	0	0	0	0	0	0	0	0	0	3	6	0.00	0.000

PITCHER	IP	WLS	BF	H	R	ER	SO	BB	IBB	HBP	BLK	WP	HR	S	P	ERA	WHIP

TOP

Philadelphia Phillies @ Toronto Blue Jays

Rogers Centre, Toronto, ON

Sat Jul 02 2011, 1:08 PM - 3:56 PM EDT

Att. 44,078 - Partly Cloudy - 68 F

livebaseballscorecards.com

AB	37
R	5
H	10
RBI	5
BB	5
SO	4
LOB	25

Batter	1	2	3	4	5	6	7	8	9	AB	R	H	RBI	BB	SO	LOB
2 Aaron Hill, R (1, 4) OBP: 0.281, SLG: 0.332	C FC 91 C FC 92 X CH 85 0-2 ① F9		B SI 93 C FC 92 X CU 78 1-1 ② F8		1 SAFE F FC 91 X SI 92 0-1 ② G5-3 1-2		B FC 92 F FC 92 C SI 93 C FC 91 1-3 ③ K			4	0	0	0	0	1	2
14 Eric Thames, L (1, 9) OBP: 0.364, SLG: 0.528	X SI 93 0-0 26 BB 1B		C CU 77 X FC 91 0-1 ③ G1-3		F CH 82 F FC 90 D CU 78 B FC 92 X CH 84 2-2 19 FC6-4 2-H 1B			C FC 90 B SI 92 S FC 91 X FC 92 1-2 ① G5-3		4	0	2	1	0	0	0
19 José Bautista, R (1, 5) OBP: 0.471, SLG: 0.679	F FC 91 B FC 92 B SI 93 B CH 84 F FC 92 C SI 93 3-3 ② K			B CH 82 B CH 84 S FC 91 B FC 91 X FC 92 3-1 HR	C FC 92 X SI 93 0-1 ③ FC6-4 1-2f			B CH 84 C CU 80 B SI 94 S CH 84 B FC 91 X CU 78 3-2 ② G5-3		4	1	1	1	0	1	2
26 Adam Lind, L (1, 3) OBP: 0.357, SLG: 0.556	B FC 91 B FC 92 S FC 92 B FC 91 B FC 92 4-1 1-2 BB			X FC 93 0-0 10 G6-4-3 1B		F CU 75 X FC 90 0-1 ① G3		B SI 94 C FC 92 B FC 92 X SI 94 2-1 ③ G1-3		3	0	1	0	1	0	0
10 Edwin Encarnación, R (1, 10) OBP: 0.282, SLG: 0.403	B CH 85 B FC 94 C CH 85 F FC 92 F SI 94 S CU 80 2-3 ③ K			X SI 93 0-0 ①② G6-4-3 1-2f		X CH 82 0-0 ② F7			B FC 90 C FC 91 X FC 90 1-1 16 G6-3 1B	4	0	1	0	0	1	3
9 J.P. Arencibia, R (1, 2) OBP: 0.275, SLG: 0.443		C FC 92 X SI 93 0-1 ① G6-3		B SI 92 S CH 83 F FC 93 F FC 91 B CU 78 X SI 94 2-2 ③ F8		C CU 77 F FC 90 S FC 91 0-3 ③ K			C CU 77 S CH 83 B CU 77 B FC 90 S CH 82 2-3 ① K	4	0	0	0	0	2	1
16 Corey Patterson, L (1, 7) OBP: 0.290, SLG: 0.394		X SI 93 0-0 ② G4-3			B FC 89 X SI 92 1-0 E4 6 1B 1B		C FC 90 C FC 90 B SI 90 F FC 91 T FC 91 1-2 ① K		B FC 91 X SI 92 1-0 ②③ G6-3 1-2f	4	1	1	0	0	1	1
11 Rajai Davis, R (1, 8) OBP: 0.252, SLG: 0.332		C FC 93 S CU 80 B CU 79 F FC 92 B CH 85 X FC 92 2-2 ③ G5-3			C SI 93 C FC 91 S CU 79 0-3 ① K		S CH 83 B SI 93 S FC 91 B SI 94 S CU 80 2-3 ② K			3	0	0	0	0	2	1
6 John McDonald, R (1, 6) OBP: 0.258, SLG: 0.305			C FC 92 X CU 77 0-1 ① G4-3		X SI 91 0-0 2 G5-3 14 1B 3-H 1B		X FC 92 0-0 1B			3	1	2	1	0	0	0
Inning Stats	R: 0 E: 0 K: 2 S: 12 H: 1 LOB: 2 BB: 1 P: 21	R: 0 E: 0 K: 0 S: 7 H: 0 LOB: 0 BB: 0 P: 9	R: 0 E: 0 K: 0 S: 6 H: 0 LOB: 0 BB: 0 P: 7	R: 1 E: 0 K: 0 S: 8 H: 2 LOB: 0 BB: 0 P: 13	R: 2 E: 1 K: 1 S: 12 H: 3 LOB: 1 BB: 0 P: 15	R: 0 E: 0 K: 1 S: 6 H: 0 LOB: 0 BB: 0 P: 6	R: 0 E: 0 K: 3 S: 11 H: 1 LOB: 1 BB: 0 P: 15	R: 0 E: 0 K: 0 S: 8 H: 0 LOB: 0 BB: 0 P: 14	R: 0 E: 0 K: 1 S: 6 H: 1 LOB: 0 BB: 0 P: 10	1B: 7 2B: 0 3B: 0 HR: 1 SF: 0 SAC: 0 DP: 2 HBP: 0						

PITCHER	IP	WLS	BF	H	R	ER	SO	BB	IBB	HBP	BLK	WP	HR	S	P	ERA	WHIP
34 Roy Halladay, R (1, 1) ERA: 2.44	9.0	W	34	8	3	3	8	1	0	0	0	0	1	76	110	3.00	1.000

PITCHER	IP	WLS	BF	H	R	ER	SO	BB	IBB	HBP	BLK	WP	HR	S	P	ERA	WHIP

BOTTOM

Philadelphia Phillies @ Toronto Blue Jays

Rogers Centre, Toronto, ON

Sat Jul 02 2011, 1:08 PM - 3:56 PM EDT

Att. 44,078 - Partly Cloudy - 68 F

livebaseballscorecards.com

AB	33
R	3
H	8
RBI	3
BB	1
SO	8
LOB	10

Batter	1	2	3	4	5	6	7	8	9	AB	R	H	RBI	BB	SO	LOB
11 Jimmy Rollins, S (1, 6) OBP: 0.327, SLG: 0.366	C SI 88 F SI 88 X CH 82 0-2 ① F8	X SI 90 0-0 2-H 3-H 1B			B CH 80 X FF 88 1-0 ① G6-3		C SI 91 B SI 91 X CH 84 1-1 ① G5-3		B FC 93 C FC 92 C FF 93 T CU 79 1-2 ③ K	5	0	1	2	0	1	0
27 Placido Polanco, R (1, 10) OBP: 0.331, SLG: 0.349	C FF 88 F FF 90 B SI 91 F FF 91 B FF 90 F FF 90 X CH 83 2-2 ② F8	C FF 88 F FF 88 X FF 90 0-2 ③ F8			B FF 87 F FF 88 B CH 82 B CH 80 F SI 90 F SI 90 X CH 81 3-2 ② F8		B SI 91 X SI 91 1-0 ② G3			4	0	0	0	0	0	1
26 Chase Utley, L (1, 4) OBP: 0.386, SLG: 0.469	B SL 85 B SI 92 C SI 91 B SI 92 C FF 90 F FF 91 X FF 91 3-2 ③ G3		B FF 87 C FF 88 S SI 90 F SI 90 F SI 91 F CH 83 X FF 86 1-2 ① G4-3		B SL 82 C FF 89 S SI 90 B SI 89 F SI 89 X CH 80 3-2 6 1B 1B		C SI 92 B SI 93 B SL 86 X SI 94 2-1 ③ F7			4	0	1	0	0	0	0
6 Ryan Howard, L (1, 3) OBP: 0.351, SLG: 0.478		B SI 90 F FF 88 S SL 84 B SL 83 B CH 84 X SL 85 3-2 ① F8	X SL 83 0-0 ② P5		B SI 88 B SI 89 S FF 88 X FF 89 2-1 1-3 1B			B SI 91 B SI 92 B SI 93 C SI 90 X SI 92 3-1 ① G6-3		4	0	1	0	0	0	0
8 Shane Victorino, S (1, 8) OBP: 0.376, SLG: 0.524		B FF 89 C CH 83 X FF 91 1-1 10 1B 2B	B SI 89 B SI 90 B SI 89 B SI 90 4-0 BB		B SL 82 C SI 88 S CH 81 F CH 82 X CH 82 1-2 ③ F7			S SI 93 X CH 86 0-1 29 CS 2B		3	1	2	0	1	0	2
10 Ben Francisco, R (1, 7) OBP: 0.338, SLG: 0.364 29 Raul Ibanez, L (8, PH) OBP: 0.283, SLG: 0.392 (8, 7)		B SI 90 X SI 90 1-0 9 1B 51 2B 2-H 1B	C CH 82 X FF 88 0-1 ③ G5-3			B FF 88 F FF 88 X FF 89 1-1 ① G5-3		B FC 91 S FF 90 2 SAFE X CU 76 1-1 ② 2-3 2B		3 1	1 0	1 1	1 0	0 0	0 0	1 0
9 Domonic Brown, L (1, 9) OBP: 0.295, SLG: 0.403		C FF 88 X FF 90 0-1 51 2B 11 1B 1-2 1B	C SI 88 X SI 88 0-1 ① P5			F FF 89 B SL 83 B SL 82 C FF 89 F FF 89 X SL 84 2-2 ② G4-3		X FF 92 0-0 ③ P6		4	1	1	0	0	0	1
51 Carlos Ruiz, R (1, 2) OBP: 0.355, SLG: 0.348		B CH 82 B FF 89 B CH 83 C FF 90 F FF 89 F CH 83 X FF 91 3-2 11 1B 1-3 2-H 2B	C FF 87 F FF 89 F SL 84 X FF 88 0-2 21 G4-6-3 1B			B FF 88 F FF 88 C SL 82 B FF 89 B FF 88 D CH 82 4-2 BB			B FF 90 B FF 90 C FC 91 F FF 90 C FC 91 2-3 ① K	3	1	2	1	1	1	0
21 Wilson Valdez, R (1, 5) OBP: 0.279, SLG: 0.296 7 Ross Gload, L (9, PH) OBP: 0.310, SLG: 0.333		S CH 83 X CH 82 0-1 ② P3	X FF 88 0-0 ② G4-6-3 ③ 1-2f		S CH 80 F CH 81 X SI 88 0-2 ③ G5-3				B FF 92 C FC 92 B FC 92 X FF 92 2-1 ② F7	3 1	0 0	0 0	0 0	0 0	0 0	4 0
Inning Stats	R: 0 E: 0 K: 0 S: 13 H: 0 LOB: 0 BB: 0 P: 18	R: 4 E: 0 K: 0 S: 18 H: 5 LOB: 1 BB: 0 P: 26	R: 0 E: 0 K: 0 S: 10 H: 0 LOB: 1 BB: 1 P: 15	R: 0 E: 0 K: 0 S: 7 H: 1 LOB: 0 BB: 0 P: 7	R: 0 E: 0 K: 0 S: 14 H: 2 LOB: 2 BB: 0 P: 24	R: 0 E: 0 K: 0 S: 11 H: 0 LOB: 1 BB: 1 P: 18	R: 0 E: 0 K: 0 S: 5 H: 0 LOB: 0 BB: 0 P: 9	R: 0 E: 0 K: 0 S: 7 H: 2 LOB: 1 BB: 0 P: 11	R: 0 E: 0 K: 2 S: 8 H: 0 LOB: 0 BB: 0 P: 13	1B: 6 2B: 4 3B: 0 HR: 0	SF: 0 SAC: 0 DP: 1 HBP: 0			WP: 0 PB: 0 SB: 0 CS: 1		PA: 37	

PITCHER		IP	WLS	BF	H	R	ER	SO	BB	IBB	HBP	BLK	WP	HR	S	P	ERA	WHIP
37 Jo-Jo Reyes, L ERA: 4.85	(1, 1)	6.0		27	8	4	4	0	2	0	0	0	0	0	73	108	6.00	1.667
34 Marc Rzepczynski, L ERA: 3.12	(7, 1)	1.1		5	1	0	0	0	0	0	0	0	0	0	9	16	0.00	0.750
29 Octavio Dotel, R ERA: 3.86	(8, 1)	1.2	W	5	1	0	0	2	0	0	0	0	0	0	11	17	0.00	0.600

PITCHER	IP	WLS	BF	H	R	ER	SO	BB	IBB	HBP	BLK	WP	HR	S	P	ERA	WHIP

TOP

Philadelphia Phillies @ Toronto Blue Jays

Rogers Centre, Toronto, ON

Sun Jul 03 2011, 1:08 PM - 3:33 PM EDT

Att. 26,204 - Sunny - 73 F

livebaseballscorecards.com

AB	35
R	4
H	10
RBI	4
BB	2
SO	2
LOB	9

Batter	1	2	3	4	5	6	7	8	9	AB	R	H	RBI	BB	SO	LOB
2 Aaron Hill, R (1, 4) OBP: 0.280, SLG: 0.331	C SI 91 X CU 75 0-1 E5		F FC 87 B FC 86 F SI 92 F CH 86 B FF 92 S CU 76 2-3 ② K		1 SAFE 1 SAFE B CH 83 B SI 91 C SI 91 X CH 84 2-1 1-H 1B		C CH 85 F FF 92 X FF 92 0-2 ③ P4			4	0	1	1	0	1	0
14 Eric Thames, L (1, 9) OBP: 0.370, SLG: 0.566	X FF 91 0-0 ① F8		S FC 88 X FC 86 0-1 1B		F SI 92 B CU 75 X SI 92 1-1 ③ F8			X FF 91 0-0 HR		4	1	2	1	0	0	2
19 José Bautista, R (1, 5) OBP: 0.471, SLG: 0.688	S FC 87 X SI 92 0-1 ② F9		F SI 91 F FF 92 C CU 76 0-3 ③ K			C CU 74 B SI 92 B FC 87 F FC 86 B SI 93 X SI 93 3-2 26 E 26 1B 20 SF8 1B		B FC 85 B SI 92 C FC 86 X FC 86 2-1 HR		4	2	2	1	0	1	2
26 Adam Lind, L (1, 10) OBP: 0.359, SLG: 0.555	C FC 87 1 SAFE F FF 92 S FF 91 0-3 ③ K			B FC 87 X CH 84 1-0 ① F8		X SI 91 0-0 E7 1-3 1B		F FF 92 X FC 86 0-1 10 HR 1B		4	1	2	0	0	1	1
20 Juan Rivera, R (1, 7) OBP: 0.305, SLG: 0.360 16 Corey Patterson, L (9, 7) OBP: 0.290, SLG: 0.394		C FC 86 C SI 91 S SI 91 0-3 ① K		F CH 84 B CU 75 B CU 74 F FC 85 B SI 92 S SI 92 3-3 ② K		C SI 92 F SI 93 B FF 92 X FF 93 1-2 ① SF8 3-H		X SI 91 0-0 ① F8		3 0	0 0	0 0	1 0	0 0	2 0	1 0
10 Edwin Encarnación, R (1, 3) OBP: 0.281, SLG: 0.414		B CH 85 F FF 92 C FC 86 C CU 75 1-3 ② K		C FF 92 B FC 86 B FF 92 F FC 85 X FF 92 2-2 ③ F8		X FC 85 0-0 ② L9		C CU 74 X FF 91 0-1 1-H HR		4	1	1	2	0	1	1
9 J.P. Arencibia, R (1, 2) OBP: 0.271, SLG: 0.435		B CH 84 C SI 92 B FC 87 F FC 87 F SI 93 B FF 93 F SI 92 S FC 88 3-3 ③ K			C FC 86 C CU 74 B FF 93 S CU 76 1-3 ① K2-3	S FC 86 C FC 86 C SI 92 0-3 ③ K		B SL 81 F FF 94 F FF 93 S SL 80 1-3 ② K		4	0	0	0	0	4	1
11 Rajai Davis, R (1, 8) OBP: 0.260, SLG: 0.352			X SI 91 0-0 6 G6-3 3B		B FC 86 S CH 84 B CU 74 X FC 85 2-1 2 S 2 1B 1B		X FC 85 0-0 ① F8	B FF 93 B SL 80 S FF 94 F SL 80 B FF 95 X SL 80 3-2 6 S 2B		4	2	3	0	0	0	0
6 John McDonald, R (1, 6) OBP: 0.250, SLG: 0.295			C FC 87 X CU 75 0-1 ① G6-3 3-H		C FF 90 F FF 91 X SI 91 0-2 ② F8		B SI 92 X SI 91 1-0 ② P4	C FF 94 X FF 94 0-1 ③ P6 2-3		4	0	0	1	0	0	2
Inning Stats	R: 0 E: 1 K: 1 S: 8 H: 0 LOB: 1 BB: 0 P: 8	R: 0 E: 0 K: 3 S: 11 H: 0 LOB: 0 BB: 0 P: 15	R: 1 E: 0 K: 2 S: 12 H: 2 LOB: 1 BB: 0 P: 14	R: 0 E: 0 K: 1 S: 7 H: 0 LOB: 0 BB: 0 P: 13	R: 1 E: 0 K: 1 S: 12 H: 2 LOB: 1 BB: 0 P: 18	R: 1 E: 1 K: 1 S: 11 H: 2 LOB: 1 BB: 0 P: 15	R: 0 E: 0 K: 0 S: 5 H: 0 LOB: 0 BB: 0 P: 6	R: 4 E: 0 K: 1 S: 16 H: 5 LOB: 1 BB: 0 P: 22		1B: 6 2B: 1 3B: 1 HR: 3 SF: 1 SAC: 0 DP: 0 HBP: 0						

PITCHER		IP	WLS	BF	H	R	ER	SO	BB	IBB	HBP	BLK	WP	HR	S	P	ERA	WHIP
33 Cliff Lee, L ERA: 2.92	(1, 1)	7.1	L	33	10	7	6	9	0	0	0	0	0	3	74	99	7.36	1.364
40 Michael Stutes, R ERA: 2.73	(8, 1)	0.2		3	1	0	0	1	0	0	0	0	0	0	8	12	0.00	1.500

PITCHER	IP	WLS	BF	H	R	ER	SO	BB	IBB	HBP	BLK	WP	HR	S	P	ERA	WHIP

BOTTOM

Philadelphia Phillies @ Toronto Blue Jays

Rogers Centre, Toronto, ON

Sun Jul 03 2011, 1:08 PM - 3:33 PM EDT

Att. 26,204 - Sunny - 73 F

livebaseballscorecards.com

AB	35
R	7
H	11
RBI	7
BB	0
SO	10
LOB	10

WP: 0 PA: 36
PB: 0
SB: 3
CS: 0

Batter	1	2	3	4	5	6	7	8	9	AB	R	H	RBI	BB	SO	LOB
11 Jimmy Rollins, S (1, 6) OBP: 0.326, SLG: 0.364	F FF 88 B SI 90 F CU 74 X FF 90 1-2 ① F7		C SI 91 B FS 85 B FS 84 X SI 92 2-1 ① 26 FC1-6 27 S 1B		C FF 90 B FF 91 B FS 83 F FF 88 F CU 76 F CU 76 X FS 85 2-2 ② G6-3		C FS 83 F CU 76 D CU 76 F FC 88 D CU 76 X FS 82 2-2 ② FC4-6 1-2f 2-3			4	0	1	0	0	0	2
27 Placido Polanco, R (1, 5) OBP: 0.331, SLG: 0.346	C FF 90 B CU 75 F FF 90 S CU 76 1-3 ② K		1 SAFE P PO 86 B SI 91 B SI 91 2 SAFE B FF 91 4-0 26 FC1-6 1-2 BB		B SL 85 X FF 92 1-0 ③ L3		F SI 91 1 SAFE C FF 92 X SL 85 0-2 ③ G4-3			3	0	0	0	1	1	2
26 Chase Utley, L (1, 4) OBP: 0.382, SLG: 0.463	F FF 90 B FF 90 X FF 90 1-1 1B		C FS 82 F FF 92 B CU 76 X FS 82 1-2 ② FC1-6 1-2f 2-3			B CU 75 F FF 91 B CU 74 B SL 88 X FF 91 3-1 ① G3		B SL 76 C SI 85 S SI 86 F SL 77 S SL 76 1-3 ① K		4	0	1	0	0	1	2
6 Ryan Howard, L (1, 3) OBP: 0.348, SLG: 0.472	B FF 91 S CU 74 X FF 91 1-1 ③ G3		S CU 76 S CU 77 C CU 76 0-3 ③ K			C CU 74 X FF 91 0-1 ② G4-3		B SL 76 B SI 86 C SI 86 X SI 86 2-1 ② L4-3		4	0	0	0	0	1	3
29 Raul Ibanez, L (1, 7) OBP: 0.279, SLG: 0.386		S SI 89 C CU 75 D CU 74 X FF 90 1-2 ① P4		C FF 90 F CU 75 F CU 76 S FF 91 0-3 ① K		C CU 75 B SI 92 F CU 76 F CU 75 B SL 84 X CU 76 2-2 ③ G3-1		B SI 87 B SI 86 F SI 87 B SI 87 C SL 76 S SL 76 3-3 ③ K		4	0	0	0	0	2	0
9 Domonic Brown, L (1, 9) OBP: 0.308, SLG: 0.409		B FF 91 C CU 73 X FF 90 1-1 7 FC5-4 1B		B CU 74 S CU 74 B FF 91 C FF 91 X CU 75 2-2 ② G3-1			C FF 90 X FF 91 0-1 23 BB 7 1B 1B		B FF 93 T SI 91 F SI 92 B SL 88 B FF 94 B FF 94 4-2 51 SH3 BB	3	1	2	0	1	0	0
23 Brian Schneider, L (1, 2) OBP: 0.215, SLG: 0.295 51 Carlos Ruiz, R (8, 2) OBP: 0.355, SLG: 0.348		1 SAFE C FF 89 B SI 89 1 SAFE 1 SAFE X SL 86 1-1 ② P4		B SI 92 X SI 92 1-0 1B			1 SAFE S FS 80 B FS 82 1 SAFE D SI 89 F FF 90 D CU 74 B FF 91 4-2 11 FC4-6 7 1B 1-2 BB		1 SAFE X FF 92 0-0 ① SH3 1-2	2 0	0 0	1 0	0 0	1 0	0 0	1 0
7 Michael Martinez, S (1, 8) OBP: 0.222, SLG: 0.235		X SI 91 0-0 ③ FC5-4 1-2f		C FF 90 D CU 75 S FF 92 X CU 76 1-2 ③ G1-3			X FF 91 0-0 11 FC4-6 1-2 2-H 1B		B FF 94 S SI 93 B FF 93 F FF 94 X FF 94 2-2 ② F9	4	0	1	1	0	0	3
49 Vance Worley, R (1, 1) OBP: 0.133, SLG: 0.133 40 Michael Stutes, R (8, 1) 10 Ben Francisco, R (9, PH) OBP: 0.338, SLG: 0.364 7 Ross Gload, L (9, PH) OBP: 0.305, SLG: 0.328 37 Antonio Bastardo, R (9, 1)			B FF 90 B FF 92 S FF 90 X SI 92 2-1 ① G6-4-3		X FF 91 0-0 ① G5-3		C SL 79 M FF 88 B FC 90 L SL 82 1-3 ① K		F FF 90 X SI 91 0-1 ③ F7	3 0 0 1 0	0 0 0 0 0	0 0 0 0 0	0 0 0 0 0	1 0 0 0 0	2 0 0 1 0	
Inning Stats	R: 0 H: 1 E: 0 LOB: 1 K: 1 BB: 0 S: 10 P: 14	R: 0 H: 1 E: 0 LOB: 1 K: 0 BB: 0 S: 8 P: 11	R: 0 H: 1 E: 0 LOB: 2 K: 1 BB: 1 S: 11 P: 19	R: 0 H: 1 E: 0 LOB: 1 K: 1 BB: 0 S: 11 P: 15	R: 0 H: 0 E: 0 LOB: 0 K: 0 BB: 0 S: 7 P: 10	R: 0 H: 0 E: 0 LOB: 0 K: 0 BB: 0 S: 8 P: 13	R: 1 H: 2 E: 0 LOB: 2 K: 1 BB: 1 S: 15 P: 22	R: 0 H: 0 E: 0 LOB: 0 K: 2 BB: 0 S: 9 P: 15	R: 0 H: 0 E: 0 LOB: 1 K: 0 BB: 1 S: 8 P: 14	1B: 6 2B: 0 3B: 0 HR: 0	SF: 0 SAC: 1 DP: 0 HBP: 0			WP: 0 PB: 0 SB: 1 CS: 0	PA: 36		

TOP

Philadelphia Phillies @ Florida Marlins

Sun Life Stadium, Miami, FL

Mon Jul 04 2011, 6:12 PM - 9:00 PM EDT

Att. 27,103 - Partly Cloudy - 87 F

livebaseballscorecards.com

AB	32
R	1
H	6
RBI	1
BB	3
SO	6
LOB	16

PITCHER		IP	WLS	BF	H	R	ER	SO	BB	IBB	HBP	BLK	WP	HR	S	P	ERA	WHIP
47 Ricky Nolasco, R ERA: 3.91	(1, 1)	7.0	L	29	6	1	1	4	2	0	0	0	0	0	70	104	1.29	1.143
38 Randy Choate, L ERA: 1.13	(8, 1)	1.0		3	0	0	0	2	0	0	0	0	0	0	9	15	0.00	0.000
40 Mike Dunn, L ERA: 3.79	(9, 1)	0.2		3	0	0	0	0	1	0	0	0	0	0	6	12	0.00	1.500
34 Edward Mujica, R ERA: 3.12	(9, 1)	0.1		1	0	0	0	0	0	0	0	0	0	0	2	2	0.00	0.000

PITCHER	IP	WLS	BF	H	R	ER	SO	BB	IBB	HBP	BLK	WP	HR	S	P	ERA	WHIP

BOTTOM

Batter	1	2	3	4	5	6	7	8	9	AB	R	H	RBI	BB	SO	LOB
1 Emilio Bonifácio, S (1, 5) OBP: 0.336, SLG: 0.369	C FF 87 B FC 89 F FC 89 C SI 89 1-3 ① K		C FF 89 B KC 77 X FF 91 1-1 13 S 1B		C FC 88 X SL 81 0-1 ③ G3-1			C FF 94 B SL 81 B FF 94 S SL 81 S SL 80 2-3 ③ K		3	0	1	0	0	1	1
29 Greg Dobbs, L (6, 5) OBP: 0.344, SLG: 0.391										1	0	0	0	0	1	0
13 Omar Infante, R (1, 4) OBP: 0.295, SLG: 0.308	C FC 90 F FF 89 F KC 77 X SL 85 0-2 ② G1-3		1 SAFE 1 SAFE B FF 89 C SL 83 C FF 90 F FF 90 X KC 77 1-2 ③ G5-3 1-2			C FC 90 B FF 90 F SI 89 X KC 76 1-2 ① F8			B FF 92 C FF 92 B FF 92 F FF 92 F FF 93 X SL 83 2-2 ① F9	4	0	0	0	0	0	1
15 Gaby Sanchez, R (1, 3) OBP: 0.371, SLG: 0.475	C SI 90 B FC 90 X CH 82 1-1 ③ F7			C KC 80 B FC 89 S FC 90 B FF 89 D KC 78 B FF 93 4-2 BB		B KC 74 C FF 90 B SL 83 S FF 91 S FC 90 2-3 ② K			B FF 91 F FF 92 F SL 84 B FF 92 F FF 93 B FF 93 D CH 88 4-2 BB	2	0	0	0	2	1	0
2 Hanley Ramirez, R (1, 6) OBP: 0.320, SLG: 0.354		S FF 90 C FF 89 B SI 88 F KC 76 B FF 92 D SI 90 X FF 91 3-2 27 FC5-4 1B	B SI 89 C SL 84 C SL 84 B FC 90 F SL 85 C FF 91 2-3 ① K		B FC 91 B SL 83 B SL 85 X FF 90 3-0 ③ F8			C FF 93 F FF 92 T FF 93 0-2 ② K	4	0	1	0	0	2	2
20 Logan Morrison, L (1, 7) OBP: 0.342, SLG: 0.477		C FF 88 X FC 89 0-1 ① P5	C CH 83 F FC 90 B SI 88 F SL 84 C FF 90 1-3 ② K		B FF 88 S SI 89 B FF 90 X CH 82 2-1 ① G3		C FF 92 C FF 93 X FF 93 0-2 ③ F9	4	0	0	0	0	1	3
27 Giancarlo Stanton, R (1, 9) OBP: 0.323, SLG: 0.502		B SL 86 C SL 84 F FF 87 X KC 75 1-2 ② FC5-4 11 S 1-2f	X KC 77 0-0 ③ F8			B FF 91 S FC 90 S FF 91 F FF 91 S KC 76 1-3 ② K			3	0	0	0	0	1	2
11 Bryan Petersen, L (1, 8) OBP: 0.188, SLG: 0.200		C FF 89 B SI 88 B CH 82 X CH 83 2-1 ③ F7 1-2			B SI 89 X CH 82 1-0 ① F7		C FF 90 X FC 89 0-1 ③ G6-3			3	0	0	0	0	0	1
14 John Buck, R (1, 2) OBP: 0.292, SLG: 0.356			F FC 89 B SL 85 F FF 89 D KC 78 C FC 89 2-3 ① K		B SL 85 B SL 83 C FF 91 B FF 92 S FF 91 B FC 90 4-2 47 SH3-4 BB			X FF 93 0-0 ① F7		2	0	0	0	1	1	0
9 Brett Hayes, R (9, 2) OBP: 0.322, SLG: 0.509										0	0	0	0	0	0	0
47 Ricky Nolasco, R (1, 1) OBP: 0.207, SLG: 0.120			C FC 88 B FF 90 F FC 89 F SL 85 X KC 76 1-2 ② G6-3		B SL 86 X SL 86 1-0 ② SH3-4 1-2			B SL 80 B FF 93 X FF 93 2-0 ② G4-3		1	0	0	0	0	0	0
38 Randy Choate, L (8, 1)										0	0	0	0	0	0	0
10 Dewayne Wise, L (8, PH) OBP: 0.200, SLG: 0.184										1	0	0	0	0	0	0
40 Mike Dunn, L (9, 1)										0	0	0	0	0	0	0
34 Edward Mujica, R (9, 1)										0	0	0	0	0	0	0
Inning Stats	R: 0 E: 0 K: 1 S: 9 H: 0 LOB: 0 BB: 0 P: 11	R: 0 E: 0 K: 0 S: 11 H: 1 LOB: 1 BB: 0 P: 17	R: 0 E: 0 K: 1 S: 13 H: 1 LOB: 1 BB: 0 P: 18	R: 0 E: 0 K: 2 S: 11 H: 0 LOB: 1 BB: 1 P: 18	R: 0 E: 0 K: 0 S: 6 H: 0 LOB: 1 BB: 1 P: 12	R: 0 E: 0 K: 1 S: 7 H: 0 LOB: 0 BB: 0 P: 13	R: 0 E: 0 K: 1 S: 8 H: 0 LOB: 0 BB: 0 P: 11	R: 0 E: 0 K: 1 S: 5 H: 0 LOB: 0 BB: 0 P: 9	R: 0 E: 0 K: 1 S: 13 H: 0 LOB: 1 BB: 1 P: 19	1B: 2 2B: 0 3B: 0 HR: 0 SF: 0 SAC: 1 DP: 0 HBP: 0						

PITCHER	IP	WLS	BF	H	R	ER	SO	BB	IBB	HBP	BLK	WP	HR	S	P	ERA	WHIP
49 Vance Worley, R (1, 1) ERA: 2.2	7.0	W	25	2	0	0	6	2	0	0	0	0	0	65	100	0.00	0.571
40 Michael Stutes, R (8, 1) ERA: 2.63	1.0	H	3	0	0	0	1	0	0	0	0	0	0	5	9	0.00	0.000
37 Antonio Bastardo, L (9, 1) ERA: 0.87	1.0	S	4	0	0	0	1	1	0	0	0	0	0	13	19	0.00	1.000

PITCHER	IP	WLS	BF	H	R	ER	SO	BB	IBB	HBP	BLK	WP	HR	S	P	ERA	WHIP

Philadelphia Phillies @ Florida Marlins

Sun Life Stadium, Miami, FL

Mon Jul 04 2011, 6:12 PM - 9:00 PM EDT

Att. 27,103 - Partly Cloudy - 87 F

livebaseballscorecards.com

AB	28
R	0
H	2
RBI	0
BB	3
SO	8
LOB	10

Batter	1	2	3	4	5	6	7	8	9	AB	R	H	RBI	BB	SO	LOB
11 Jimmy Rollins, S (1, 6) OBP: 0.334, SLG: 0.374	C SI 92 F CU 79 X CU 79 0-2 ① L7		B CU 75 B CH 84 F SI 92 S SL 85 B CU 80 X SI 93 3-2 26 1B, 29 1B, 1B	C SI 90 C CH 85 B CH 84 B SL 85 X CH 83 2-2 7 FC6-4, 1B		B FF 93 B CH 84 X SL 88 2-0 7 G4-3, 6 1B, 2B	B FO 78 C FF 89 C FF 88 B SI 82 X FO 76 2-2 7 WP, 1-2, 1B		I IN 56 I IN 59 I IN 57 I IN 56 4-0 7 3B, IBB	5	3	4	0	1	0	0
7 Michael Martinez, S (1, 8) OBP: 0.218, SLG: 0.257 (7, 4)	C SI 93 C CU 79 B CU 81 C SI 94 1-3 ② K		F SI 91 1 SAFE S CH 86 1 SAFE D SI 92 S CH 84 1-3 ② K	X SI 91 0-0 ① FC6-4, 26 G4-3, 6 HR, 1-2f		B FF 92 S FF 92 S CH 84 X FF 95 1-2 ① G4-3, 2-3	C FF 88 B SI 86 S FO 78 F FO 80 F FO 79 X FO 79 1-2 ③ G3-1, 1-2, 2-3		F FF 86 F FO 78 D FO 80 F FF 88 F FO 78 F FO 77 X FF 88 1-2 6 2B, 1-H, 2-H, 3-H, 3B	6	2	1	3	0	2	5
26 Chase Utley, L (1, 4) OBP: 0.379, SLG: 0.457 15 John Mayberry Jr., R (7, 8) OBP: 0.319, SLG: 0.362	C SI 92 F SI 93 X SI 94 0-2 ③ F8		B CH 84 D SI 92 F SI 92 1 SAFE 1 SAFE X SI 90 2-1 6 IBB, 29 1B, 1-3, 1B	D CU 79 X CH 85 1-0 ② G4-3, 1-2		C FF 95 F SL 89 F FF 96 B FF 96 F CH 87 S SL 84 1-3 ② K	C FF 88 S SL 82 F SL 80 B SI 82 B FF 88 B FF 89 D FF 89 4-2 29 G6-3, 6 1B, BB		B FO 79 B FF 88 B FF 86 C FF 87 C FF 87 S FF 88 3-3 ② K	4 1	1 0	1 0	0 0	0 1	1 1	2 1
6 Ryan Howard, L (1, 3) OBP: 0.355, SLG: 0.489		B CU 78 C SI 93 F CU 79 B CU 80 S SL 84 2-3 ① K	I IN 69 I IN 68 I IN 71 I IN 69 4-0 51 1B, 29 1B, 9 1B, 1-2, IBB	F CU 78 X SL 84 0-1 2-H HR		F FF 96 S FF 95 F FF 96 X CH 85 0-2 29 BB, 3-H, 1B		C FF 85 T FF 87 X FF 89 0-2 29 G6-3, 1-2, 1B	C FF 88 B FO 78 S FO 75 D FO 77 X FO 76 2-2 29 HR, 3-H, 2B	5	3	4	4	1	1	0
29 Raul Ibanez, L (1, 7) OBP: 0.286, SLG: 0.400		C FF 92 C FF 93 X CU 79 0-2 9 FC4-6, 51 HBP, 1B	B CH 84 X SI 92 1-0 9 1B, 51 1B, 21 1B, 1-2, 2-H, 3-H, 1B	F SI 93 X CU 79 0-1 ③ G5-3		B SL 88 C SL 84 B SL 83 B FF 93 F FF 92 B SL 83 4-2 1-2 BB		X FO 77 0-0 ① ② G6-3, 1-2f, 2-3	D FO 78 C FF 87 S FF 86 B FF 88 F FO 79 X FF 88 2-2 2-H HR	5	2	3	4	1	0	2
51 Carlos Ruiz, R (1, 2) OBP: 0.354, SLG: 0.345		C SI 92 F SI 91 H SI 92 1-2 9 FC4-6, HBP	C SI 93 D SL 86 X SI 92 1-1 9 1B, 21 1B, 1-2, 2-3, 1B		C FF 92 S SL 89 B SL 91 S SL 82 1-3 ① K	B FF 94 B SL 89 B FF 92 C FF 93 F FF 93 F FF 93 S SL 86 3-3 ③ K		C FF 87 C SL 82 X SL 80 0-2 ③ G6-3	B FF 87 C FF 87 F FF 87 F SI 88 X FO 79 1-2 ③ G5-3	5	1	1	0	0	2	3
9 Domonic Brown, L (1, 9) OBP: 0.318, SLG: 0.412		X SI 92 0-0 ② FC4-6, 1-2f, 2-3	C CU 79 X SI 91 0-1 21 1B, 1-2, 2-3, 3-H, 1B		C SL 90 B CH 84 B SL 89 B FF 94 F FF 92 D SL 80 4-2 21 FC4-6, BB		B SI 87 B FF 88 X FF 87 2-0 ① F7		X FO 77 0-0 10 2B, 7 3B, 1B	4	1	2	1	1	0	2
21 Wilson Valdez, R (1, 5) OBP: 0.277, SLG: 0.293		C SL 84 B SI 93 F SI 92 X SL 84 1-2 ③ G4-3	X SL 84 0-0 1-2, 2-H, 3-H, 1B		1 SAFE B SL 88 F FF 92 X FF 94 1-1 ② FC4-6, 1-2f		C FF 88 F SL 83 B FO 81 X FF 89 1-2 ② F9		F FF 86 B FF 86 F FF 87 D SL 82 X SL 81 2-2 ① L8	5	0	1	2	0	0	4
35 Cole Hamels, L (1, 1) OBP: 0.244, SLG: 0.256 10 Ben Francisco, R (9, PH) OBP: 0.340, SLG: 0.372 47 Scott Mathieson, R (9, 1)			C SI 92 B CU 79 B SI 86 F SI 92 X SI 85 3-2 ① G1-3 C SI 93 B CU 80 C SI 92 B SL 85 B SI 94 C SI 93 3-3 ③ K		C FF 93 C SL 86 B SL 88 C SL 83 1-3 ③ K		C FF 87 B SI 88 B FF 87 B FF 88 C FF 88 B FF 88 4-2 7 WP, 11 1B, BB		X SL 80 0-0 1-3, 7 3B, 2B	3 1 0	0 1 0	0 1 0	0 0 0	1 0 0	2 0 0	3 0 0

| Inning Stats | | |

BOTTOM

Philadelphia Phillies @ Florida Marlins

Sun Life Stadium, Miami, FL

Tue Jul 05 2011, 7:11 PM - 10:16 PM EDT

Att. 17,333 - Partly Cloudy - 84 F

livebaseballscorecards.com

Batter	1	2	3	4	5	6	7	8	9	AB	R	H	RBI	BB	SO	LOB
1 Emilio Bonifácio, S (1, 5) OBP: 0.333, SLG: 0.366	C FF 89 X FF 91 0-1 G5-3 ①		B CH 81 C FF 90 X CH 83 1-1 G1-3 ① C FF 92 C FF 91 S FF 90 X FF 90 1-2 FC6-4 ③ 1-2f				C FC 87 C FF 91 B CU 78 X CU 77 1-2 E5 1B		C CU 78 F CH 85 B FF 96 C FF 92 1-3 K ②	5	0	1	0	0	1	3
13 Omar Infante, R (1, 4) OBP: 0.297, SLG: 0.307	C FF 90 B FF 92 B CH 85 S CH 83 X FF 92 2-2 G4-3 ②		C FC 85 X CU 75 0-1 1B		C FF 90 B FC 87 X FF 88 1-1 G6-3 ①		B CH 81 C CH 82 F FF 91 F FF 93 X CH 83 1-2 G4-3 ③		F FF 94 B CH 84 H CH 82 2-1 HBP	4	0	1	0	0	0	1
15 Gaby Sanchez, R (1, 3) OBP: 0.368, SLG: 0.474	C CH 84 B FF 88 B FF 92 X FF 88 2-1 2B		C FF 90 C FF 91 B CH 83 X CH 84 1-2 F7 ②		F FF 87 B FF 92 C CU 76 X FF 89 1-2 G4-3 ②			B CU 73 B FF 86 B FF 90 C SI 89 C FF 90 X FF 90 3-2 P3 ① F FF 93 B CU 77 B FF 90 B FF 90 X FF 93 3-1 P6 ③		5	0	1	0	0	0	4
2 Hanley Ramirez, R (1, 6) OBP: 0.323, SLG: 0.357	C FF 91 B CH 84 C FF 92 2 SAFE B FF 91 D CH 86 B CH 84 4-2 BB		C FF 91 B FF 92 F FF 89 C FF 88 1-3 K ③		B FF 92 C FF 89 X CU 76 1-1 L8 ③			F FF 89 F FF 91 X CH 84 0-2 20 P4 2B		3	0	1	0	1	1	1
20 Logan Morrison, L (1, 7) OBP: 0.337, SLG: 0.469	B FC 89 B FF 92 X FF 91 2-0 G3-1 ③			B FF 90 B FF 90 F FF 91 X FF 88 2-1 G3-1 ①		C CH 80 F FF 90 B FF 91 B FF 86 F FF 91 F FF 92 S CH 84 2-3 K ①		X FF 89 0-0 P4 ② 2-3		4	0	0	0	0	1	3
27 Giancarlo Stanton, R (1, 9) OBP: 0.325, SLG: 0.509		B CU 74 X CU 75 1-0 1B		X FF 91 0-0 14 HR 3B		X FC 87 0-0 G6-3 ②		C FF 90 B CU 75 S CH 83 T CH 83 1-2 K ③		4	1	2	0	0	1	1
14 John Buck, R (1, 2) OBP: 0.293, SLG: 0.367 44 Brian Sanches, R (7, 1) OBP: 0.200, SLG: 0.200 29 Greg Dobbs, L (9, PH) OBP: 0.347, SLG: 0.394		1 SAFE S CH 82 X FF 88 0-1 P4 ①	B FF 87 B CU 76 X CH 82 2-0 HR 3-H		C FF 90 F FF 88 B CU 76 B FF 91 F FF 91 S CU 76 2-3 K ③				B FF 96 X FF 96 1-0 11 2B 1B	3 0 1	1 0 0	1 0 1	2 0 0	0 0 0	1 0 0	1 0 0
11 Bryan Petersen, L (1, 8) OBP: 0.250, SLG: 0.316		C CU 75 X FC 87 0-1 L8 ②	C FF 86 X FF 91 0-1 1 FC6-4 1B				B CH 85 C CH 83 F CH 84 X CH 84 1-2 G3-1 ①		B FF 96 C FF 95 B SL 82 X FF 94 2-1 1-3 2B	4	0	2	0	0	0	1
41 Chris Volstad, R (1, 1) OBP: 0.214, SLG: 0.214 10 Dewayne Wise, L (4, PH) OBP: 0.195, SLG: 0.179 50 Jose Ceda, R (5, 1) 9 Brett Hayes, R (7, 2) OBP: 0.311, SLG: 0.491		C FC 87 B FF 92 B FF 92 S CH 84 S FF 93 2-3 K ③	B FF 87 F FF 92 X FF 92 1-1 F8 ②				X FF 87 0-0 G5-3 ②		B CU 78 C CU 78 F CH 84 S FF 97 1-3 K ①	1 1 0 2	0 0 0 0	0 0 0 0	0 0 0 0	0 0 0 0	1 0 0 1	1 1 0 2
Inning Stats	R: 0 E: 0 K: 0 S: 10 H: 1 LOB: 2 BB: 1 P: 20	R: 0 E: 0 K: 1 S: 8 H: 1 LOB: 1 BB: 0 P: 11	R: 0 E: 0 K: 1 S: 10 H: 1 LOB: 1 BB: 0 P: 13	R: 2 E: 0 K: 0 S: 11 H: 3 LOB: 1 BB: 0 P: 17	R: 0 E: 0 K: 0 S: 7 H: 0 LOB: 0 BB: 0 P: 10	R: 0 E: 0 K: 0 S: 10 H: 0 LOB: 0 BB: 0 P: 14	R: 0 E: 1 K: 0 S: 11 H: 1 LOB: 1 BB: 0 P: 14	R: 0 E: 0 K: 1 S: 10 H: 1 LOB: 1 BB: 0 P: 14	R: 0 E: 0 K: 2 S: 12 H: 2 LOB: 3 BB: 0 P: 22	1B: 5 2B: 3 3B: 1 HR: 1 SF: 0 SAC: 0 DP: 0 HBP: 1						WP: 0 PB: 0 SB: 0 CS: 0 PA: 39	

PITCHER	IP	WLS	BF	H	R	ER	SO	BB	IBB	HBP	BLK	WP	HR	S	P	ERA	WHIP
35 Cole Hamels, L (1, 1) ERA: 2.4	8.0	W	33	8	2	2	5	1	0	0	0	0	1	77	113	2.25	1.125
47 Scott Mathieson, R (9, 1) ERA:	1.0		6	2	0	0	2	0	0	1	0	0	0	12	22	0.00	2.000

PITCHER	IP	WLS	BF	H	R	ER	SO	BB	IBB	HBP	BLK	WP	HR	S	P	ERA	WHIP

AB	37
R	2
H	10
RBI	2
BB	1
SO	7
LOB	19

Batter	1	2	3	4	5	6	7	8	9	10	AB	R	H	RBI	BB	SO	LOB
11 Jimmy Rollins, S (1, 6) OBP: 0.338, SLG: 0.384	B FF 87 B FF 89 B FF 89 C FF 90 C FF 91 X FF 93 3-2 26 1B 1B		F FS 82 B FS 84 S FF 91 X CU 75 1-2 ① G3	B CU 74 F FS 83 F CU 77 B FF 94 B FS 83 F SL 86 F FS 85 X SL 85 3-2 HR		C SL 86 S FF 94 F FF 94 B SI 92 X FF 94 1-2 ③ P4			B FF 96 B FF 94 B SI 94 F FF 94 B FF 94 4-1 7 S BB		4	1	2	1	1	0	0
7 Michael Martinez, S (1, 5) OBP: 0.229, SLG: 0.247	L FF 91 F CU 76 S FS 84 0-3 ① K		S FS 86 B CU 77 B FS 86 X SI 92 2-1 ② G3-1	C FF 93 F CU 77 B FS 83 B FS 83 B FF 92 B FF 92 4-2 BB			C SI 84 B SL 75 X SI 84 1-1 ① G6-3		1 SAFE 1 SAFE B CH 86 P PO 86 B FF 94 C FF 93 B FF 93 4-1 1-2 BB		3	0	0	0	2	1	1
26 Chase Utley, L (1, 4) OBP: 0.380, SLG: 0.462	1 SAFE C FF 90 X FS 84 0-1 ② 1-3 1B		B FF 92 C SI 93 C CU 76 F FF 95 X FS 85 1-2 29 2B 2B	F FF 89 X FF 90 0-1 ③ F8			B SI 86 F SI 86 B SL 76 C SI 86 B SI 86 X SI 87 3-2 ② G6-3		B CH 87 C FF 92 X FF 95 1-1 ③ F7		5	1	2	0	0	0	3
6 Ryan Howard, L (1, 3) OBP: 0.356, SLG: 0.486	B CU 78 F CU 77 F FF 92 D SL 87 S CU 78 2-3 ③ K		I IN 66 I IN 65 I IN 67 I IN 70 4-0 29 2B IBB		B FF 93 F SI 93 X SL 88 1-1 29 G3-6-3 1B		B SL 77 C SL 76 X SL 76 1-1 ③ G3			F FS 84 X FS 85 0-1 ① F8	4	1	1	0	1	1	1
29 Raul Ibanez, L (1, 7) OBP: 0.285, SLG: 0.400		C FF 89 X CU 77 0-1 ① G4-3	B FS 85 B CU 75 C FF 93 S FF 91 X FF 94 2-2 1-H 2-H 2B		B FF 93 C FF 93 B SL 88 B S FF 94 X FF 94 3-2 ①② G3-6-3 1-2f			X SI 84 0-0 ① G4-3		B FF 91 X FS 84 1-0 ② F7	5	0	1	2	0	0	1
51 Carlos Ruiz, R (1, 2) OBP: 0.351, SLG: 0.338		X FF 90 0-0 ② L8	B FF 92 D SL 85 F FF 92 S SL 84 F SL 88 F SL 87 H FF 93 3-2 HBP		B SI 92 F SI 92 F FF 93 X SL 89 1-2 ③ G6-3			B SI 93 F SI 93 X SL 82 1-1 ② G4-3		B FF 93 F SI 92 F SI 92 B FF 92 F SI 91 X FS 88 2-2 ③ L7	4	0	0	0	0	0	0
9 Domonic Brown, L (1, 9) OBP: 0.322, SLG: 0.410		B SI 92 B FF 92 F FF 92 B CU 77 D FF 92 4-1 15 HR BB	F FF 92 B CU 77 F CU 77 B SI 92 S FF 92 2-3 ③ K			X FF 92 0-0 ① 1B		C SI 93 F SI 92 B SI 92 X SL 82 1-2 ③ G4-3			3	1	1	0	1	1	2
15 John Mayberry Jr., R (1, 8) OBP: 0.325, SLG: 0.422		B FF 92 1 SAFE X FF 91 1-0 1-H HR		B FF 89 C SL 81 F FF 91 S FS 82 1-3 ① K		B FF 92 F SI 93 B FF 94 F SL 87 B FF 94 X FF 94 3-2 HR			B FF 94 C SI 93 S CH 86 X SL 87 1-2 ① G4-3		4	2	2	3	0	1	0
38 Kyle Kendrick, R (1, 1) OBP: 0.167, SLG: 0.091 21 Wilson Valdez, R (6, PH) OBP: 0.275, SLG: 0.292 57 David Herndon, R (6, 1) 48 Drew Carpenter, R (6, 1) 40 Michael Stutes, R (8, 1) 7 Ross Gload, L (9, PH) OBP: 0.300, SLG: 0.322 55 Danys Baez, R (9, 1)		C FF 92 C SL 86 S FF 94 0-3 ③ K		C FF 90 S SL 84 S SL 85 0-3 ② K		F SI 92 F SL 86 X SL 88 0-2 ② L7			S SI 94 X FF 96 0-1 ② P6		2 1 0 0 0 1 0	0 0 0 0 0 0 0	0 0 0 0 0 0 0	0 0 0 0 0 0 0	2 0 0 0 0 0 0	0 0 0 0 0 0 0	0 0 0 0 0 0 0
Inning Stats	R: 0 E: 0 K: 2 S: 11 H: 2 LOB: 1 BB: 0 P: 16	R: 2 E: 0 K: 1 S: 8 H: 1 LOB: 0 BB: 1 P: 13	R: 2 E: 0 K: 1 S: 19 H: 2 LOB: 2 BB: 1 P: 34	R: 1 E: 0 K: 2 S: 15 H: 1 LOB: 1 BB: 1 P: 23	R: 0 E: 0 K: 0 S: 8 H: 1 LOB: 0 BB: 0 P: 13	R: 1 E: 0 K: 0 S: 11 H: 2 LOB: 0 BB: 0 P: 15	R: 0 E: 0 K: 0 S: 7 H: 0 LOB: 0 BB: 0 P: 12	R: 0 E: 0 K: 0 S: 6 H: 0 LOB: 0 BB: 0 P: 8	R: 0 E: 0 K: 0 S: 10 H: 0 LOB: 2 BB: 2 P: 19	R: 0 E: 0 K: 0 S: 7 H: 0 LOB: 0 BB: 0 P: 10	1B: 4 2B: 2 3B: 0 HR: 3	SF: 0 SAC: 0 DP: 1 HBP: 1					

PITCHER		IP	WLS	BF	H	R	ER	SO	BB	IBB	HBP	BLK	WP	HR	S	P	ERA	WHIP
19 Aníbal Sánchez, R ERA: 3.58	(1, 1)	4.0		21	6	5	5	6	2	1	1	0	0	2	53	86	11.25	2.000
40 Mike Dunn, L ERA: 3.83	(5, 1)	2.0		7	3	1	1	0	0	0	0	0	0	1	19	28	4.50	1.500
38 Randy Choate, L ERA: 1.04	(7, 1)	1.1		4	0	0	0	0	0	0	0	0	0	0	8	13	0.00	0.000
31 Steve Cishek, R ERA: 2.18	(8, 1)	0.2		2	0	0	0	0	0	0	0	0	0	0	5	7	0.00	0.000
46 Juan Carlos Oviedo, R ERA: 3.66	(9, 1)	1.0		5	0	0	0	0	2	0	0	0	0	0	10	19	0.00	2.000

PITCHER		IP	WLS	BF	H	R	ER	SO	BB	IBB	HBP	BLK	WP	HR	S	P	ERA	WHIP
34 Edward Mujica, R ERA: 3.05	(10, 1)	1.0	W	3	0	0	0	0	0	0	0	0	0	0	7	10	0.00	0.000

TOP

Philadelphia Phillies @ Florida Marlins

Sun Life Stadium, Miami, FL

Wed Jul 06 2011, 7:11 PM - 10:32 PM EDT

Att. 16,123 - Cloudy - 81 F

livebaseballscorecards.com

AB	36
R	6
H	9
RBI	6
BB	5
SO	6
LOB	8

WP: 0	PA: 42						
PB: 0							
SB: 1							
CS: 0							

Batter	1	2	3	4	5	6	7	8	9	10	AB	R	H	RBI	BB	SO	LOB
1 Emilio Bonifácio, S (1, 5) OBP: 0.338, SLG: 0.365	B SI 89 X SI 89 1-0 13 1B 1B		D FC 87 B SI 88 C SI 88 F SI 90 B FC 89 B SI 90 4-2 15 1B 15 E 1-2 BB		L SI 88 B FC 86 F FC 86 B FC 87 B SI 88 B SI 89 4-2 13 CS BB		C FF 90 B SL 83 C FF 90 B FF 91 B CH 86 S FF 90 3-3 ① K	B SL 80 S FF 94 C FF 94 F FF 95 D SL 82 F FF 95 S FF 94 2-3 ③ K			3	1	1	0	2	2	2
13 Omar Infante, R (1, 4) OBP: 0.301, SLG: 0.317	1 SAFE C SI 90 X CH 83 0-1 2 G4-6-3 1-2 1B		B SI 89 X FC 87 1-0 ② F8		1 SAFE 1 SAFE B SI 89 L SI 88 B FC 87 B SI 89 X SI 90 3-1 ① 15 G6-3 1-2 1B		X FF 90 0-0 2 1B 3B		C SI 92 S FF 87 S FF 87 0-3 ① K		5	1	3	0	0	1	2
15 Gaby Sanchez, R (1, 3) OBP: 0.369, SLG: 0.471	X SI 90 0-0 ① B2		S FC 88 X FC 87 0-1 E9 2 1B 1-H 2-H 1B		S SI 90 B SI 91 X SI 91 1-1 ②③ G6-3 1-2f		B FF 91 B CH 85 S SL 84 B CH 85 S CH 85 B FF 91 4-2 20 E 2 1B BB		C CU 78 B CU 85 B SI 94 F SI 93 F FF 93 B CU 85 C FF 86 3-3 ② K		4	1	1	1	1	1	3
2 Hanley Ramirez, R (1, 6) OBP: 0.328, SLG: 0.362	X SI 92 0-0 ②③ G4-6-3 1-2f		C SI 91 B SI 92 D SI 92 B FC 88 X SI 92 3-1 3-H 1B			B SI 93 X SI 93 1-0 20 HR 1B	B FF 91 X FF 91 1-0 20 E 1-2 3-H 1B		B SI 94 B SI 93 X FF 88 2-0 ③ G5-3		5	1	3	2	0	0	2
20 Logan Morrison, L (1, 7) OBP: 0.335, SLG: 0.476		B SI 89 C FC 87 F FC 87 B SI 90 B SL 82 F FC 88 S FC 88 3-3 ① K	1 SAFE F FC 88 C SI 91 1 SAFE X FC 89 0-2 ③ G4-3			B SI 92 C SL 82 B SI 92 B SI 92 X SI 93 3-1 1-H HR	X CH 84 0-0 E8 27 G5-4-3 1-2 2-3			B SI 93 B SI 92 B SI 89 C SI 93 X CU 86 3-1 ① G4-3	5	1	1	2	0	1	3
27 Giancarlo Stanton, R (1, 9) OBP: 0.323, SLG: 0.514	F SI 91 B SI 90 F SL 82 S SL 80 1-3 ② K		F SI 89 F SI 88 B CH 83 F SL 82 X FC 88 1-2 ① G5-3			F CH 83 F SI 93 S SI 92 0-3 ① K	B SL 83 S SL 83 D CH 85 D FF 91 X SI 90 3-1 ②③ G5-4-3 1-2f			B FF 88 F FF 92 B CU 85 X CU 77 2-1 HR	5	1	1	1	0	2	3
11 Bryan Petersen, L (1, 8) OBP: 0.292, SLG: 0.391	B FC 87 B CH 84 B FC 85 C SI 89 X SI 89 3-1 ③ F8		B SI 89 B SI 90 B SI 90 C SI 89 C SI 88 X SI 90 3-2 2B			C SI 92 X SL 82 0-1 1B	C FF 94 X FF 94 0-1 ① G5-3				4	0	2	0	0	0	0
14 John Buck, R (1, 2) OBP: 0.292, SLG: 0.366 9 Brett Hayes, R (8, PR) OBP: 0.311, SLG: 0.491 (9, 2)			C SI 89 B SI 90 B FC 85 X SI 89 2-1 ① G4-3		X SI 89 0-0 ② L3	1 SAFE 1 SAFE F CH 82 F SI 92 F SI 93 X SL 82 0-2 ② F8			S FF 95 F SL 80 B SL 79 B FF 93 B FF 94 X FF 93 3-2 24 E 1B		4 0	0 0	1 0	0 0	0 0	0 0	2 0
19 Anibal Sánchez, R (1, 1) OBP: 0.000, SLG: 0.000 29 Greg Dobbs, L (4, PH) OBP: 0.344, SLG: 0.562 40 Mike Dunn, L (5, 1) 10 Dewayne Wise, L (6, PH) OBP: 0.286, SLG: 0.571 38 Randy Choate, L (7, 1) 31 Steve Cishek, R (8, 1) 24 Mike Cameron, R (8, PH) OBP: 0.000, SLG: 0.000 46 Juan Carlos Oviedo, R (8, 1) 34 Edward Mujica, R (10, 1)			B FF 89 C FF 89 S FF 90 B SL 80 X SI 90 2-2 1 BB 15 1B 1B		B FC 86 F FC 87 C SI 90 B SI 91 F FC 88 X SI 91 2-2 ③ G3	B FF 90 S CH 84 D CH 85 S FF 90 X CH 86 2-2 ③ G4-3			1 SAFE D SL 80 1 SAFE B SL 80 F SL 81 C FF 93 F FF 94 B FF 94 X FF 94 3-2 ② P3 1-3	1 1 0 1 0 0 1 0 0	1 0 0 0 0 0 0 0 0	1 0 0 0 0 0 0 0 0	0 0 0 0 0 0 0 0 0	0 0 0 0 0 0 0 0 0	0 0 0 0 0 0 0 0 0	0 1 0 1 0 0 1 0 0
Inning Stats	R: 0 E: 0 K: 0 S: 5 H: 2 LOB: 1 BB: 0 P: 6	R: 0 E: 0 K: 2 S: 9 H: 0 LOB: 0 BB: 0 P: 16	R: 3 E: 1 K: 0 S: 15 H: 3 LOB: 1 BB: 1 P: 27	R: 0 E: 0 K: 0 S: 12 H: 1 LOB: 1 BB: 0 P: 18	R: 0 E: 0 K: 0 S: 6 H: 1 LOB: 0 BB: 1 P: 14	R: 2 E: 0 K: 1 S: 15 H: 3 LOB: 1 BB: 0 P: 21	R: 1 E: 1 K: 1 S: 10 H: 2 LOB: 2 BB: 1 P: 21	R: 0 E: 1 K: 1 S: 15 H: 1 LOB: 2 BB: 0 P: 23	R: 0 E: 0 K: 2 S: 8 H: 0 LOB: 0 BB: 0 P: 13	R: 1 E: 0 K: 0 S: 4 H: 1 LOB: 0 BB: 0 P: 9	1B: 10 2B: 1 3B: 1 HR: 2 SF: 0 SAC: 0 DP: 3 HBP: 0	WP: 0 PB: 0 SB: 0 CS: 1 PA: 42					

PITCHER		IP	WLS	BF	H	R	ER	SO	BB	IBB	HBP	BLK	WP	HR	S	P	ERA	WHIP
38 Kyle Kendrick, R ERA: 3.64	(1, 1)	5.0		21	7	3	1	2	2	0	0	0	0	0	47	81	1.80	1.800
57 David Herndon, R ERA: 5.14	(6, 1)	0.2	H	5	3	2	2	1	0	0	0	0	0	1	12	16	27.00	4.500
48 Drew Carpenter, R ERA: 8.1	(6, 1)	1.1	B	7	2	1	1	1	1	0	0	0	0	0	13	26	6.75	2.250
40 Michael Stutes, R ERA: 2.54	(8, 1)	1.0		4	1	0	0	1	0	0	0	0	0	0	15	23	0.00	1.000
55 Danys Baez, R ERA: 5.4	(9, 1)	1.1	L	5	1	1	1	2	0	0	0	0	0	1	12	22	6.75	0.750

PITCHER	IP	WLS	BF	H	R	ER	SO	BB	IBB	HBP	BLK	WP	HR	S	P	ERA	WHIP

BOTTOM

Philadelphia Phillies @ Florida Marlins

Sun Life Stadium, Miami, FL

Wed Jul 06 2011, 7:11 PM - 10:32 PM EDT

Att. 16,123 - Cloudy - 81 F

livebaseballscorecards.com

AB	39
R	7
H	14
RBI	6
BB	3
SO	7
LOB	20

Batter	1	2	3	4	5	6	7	8	9	10	AB	R	H	RBI	BB	SO	LOB
1 Jordan Schafer, L (1, 8) OBP: 0.293, SLG: 0.323	C SI 90 B FC 91 F SI 93 X CH 82 1-2 ① G3	C CU 76 X FC 92 0-1 ② G6-3	C FC 89 X FC 91 0-1 ② G1-3	B FF 93 F FF 94 X SL 82 1-1 ① P6							4	0	0	0	0	0	0
2 Alex Gonzalez, R (1, 6) OBP: 0.265, SLG: 0.347	F FC 92 F SI 93 S FC 92 0-3 ② K	C CH 82 S CU 77 X FC 90 0-2 ③ F7	C FC 91 F SI 92 B CH 83 F FC 91 S CH 82 1-3 ③ K	S SL 79 B FF 93 B FF 94 B FF 93 F FF 93 C SL 81 3-3 ② K							4	0	0	0	0	3	0
16 Brian McCann, L (1, 2) OBP: 0.384, SLG: 0.512	B FC 92 C CU 78 B SI 91 X FC 92 2-1 ③ F8			B CU 76 S FC 91 B FC 90 X FC 90 2-1 10 2B 26 1B 1B		B FC 89 F FC 90 F FC 91 B SI 92 F CH 83 X FC 91 2-2 ① P3		C FF 94 X SL 80 0-1 ③ G4-3			4	1	1	0	0	0	0
10 Chipper Jones, S (1, 5) OBP: 0.340, SLG: 0.428		B CU 76 F FC 91 B FC 92 B SI 92 F FC 92 X FC 92 3-2 5 PB 5 1B 1B		X SI 92 0-0 22 FC4-6 1-3 2B		B FC 91 B FC 91 C SI 91 X CU 77 2-1 ② G4-3			C SL 83 B SL 84 X FF 91 1-1 ① L7		4	1	2	0	0	0	0
5 Freddie Freeman, L (1, 3) OBP: 0.353, SLG: 0.469		B FC 92 F FC 93 B CH 84 F SI 93 B FC 93 F CU 79 X SI 92 3-2 22 G6-3 26 WP 1-H 1B		B SI 91 F CH 81 S FC 90 B FC 91 B FC 91 S CU 77 3-3 ① K		B FC 90 B FC 92 B CU 76 C FC 90 F FC 91 F CH 81 X CH 81 3-2 ③ G4-3			S SL 84 X FF 92 0-1 ② F8		4	0	1	1	0	1	2
26 Dan Uggla, R (1, 4) OBP: 0.258, SLG: 0.356		S SI 93 B SI 94 B CH 83 T FC 92 S CH 83 2-3 ① K 1-2		B CU 76 D SI 92 C CU 77 X FC 91 2-1 22 FC4-6 3-H 1B			S CU 74 F FC 91 F SI 92 F CU 77 B SI 92 S CH 83 1-3 ① K		S FF 92 C SL 84 S SL 84 0-3 ③ K		4	0	1	1	0	3	1
22 Jason Heyward, L (1, 9) OBP: 0.317, SLG: 0.408	C FC 92 B FC 92 F FC 92 F CU 78 B FC 92 X FC 91 2-2 ② G6-3 2-3		B FC 90 B CU 77 X FC 91 2-0 ② FC4-6 1-2f 2-3				C FC 91 C SI 91 X FC 92 0-2 ② P5			C SL 80 C SL 82 S SL 83 0-3 ① K	4	0	0	0	0	1	3
13 Nate McLouth, L (1, 7) OBP: 0.351, SLG: 0.340	C FC 91 F FC 92 B CU 78 S FC 92 1-3 ③ K		B CH 83 C FC 92 C FC 91 X FC 91 1-2 ③ P3				B FC 92 F FC 91 B SI 92 F SI 91 X CH 82 2-2 3B			C FF 93 C SL 83 S SL 82 0-3 ② K2-3	4	0	1	0	0	2	3
37 Brandon Beachy, R (1, 1) 20 Eric Hinske, L (7, PH) OBP: 0.302, SLG: 0.435 34 Eric O'Flaherty, L (7, 1) 39 Jonny Venters, L (8, 1) 19 Scott Linebrink, R (9, 1) 52 George Sherrill, L (9, 1) 30 Wilkin Ramirez, R (10, PH) OBP: 0.400, SLG: 0.385 43 Scott Proctor, R (10, 1)			C FC 90 X SI 90 0-1 ① F9		B FC 89 C FC 90 S CU 77 F CU 77 S CH 80 1-3 ① K		B FC 92 B CU 77 S CH 82 F FC 91 X FC 92 2-2 ③ F7			C SI 94 S SL 83 S SI 94 0-3 ③ K	2 1 0 0 0 0 0 1 0	0 0 0 0 0 0 0 0 0	0 0 0 0 0 0 0 0 0	0 0 0 0 0 0 0 1 0	0 0 0 0 0 0 0 0 0	1 1 0 0 0 0 0 1 0	0 1 0 0 0 0 0 0 0
Inning Stats	R: 0 E: 0 K: 1 S: 8 H: 0 LOB: 0 BB: 0 P: 11	R: 1 E: 0 K: 2 S: 17 H: 2 LOB: 1 BB: 0 P: 28	R: 0 E: 0 K: 0 S: 7 H: 0 LOB: 0 BB: 0 P: 7	R: 1 E: 0 K: 1 S: 12 H: 3 LOB: 2 BB: 0 P: 22	R: 0 E: 0 K: 2 S: 10 H: 0 LOB: 0 BB: 0 P: 12	R: 0 E: 0 K: 0 S: 10 H: 0 LOB: 0 BB: 0 P: 17	R: 0 E: 0 K: 1 S: 14 H: 1 LOB: 1 BB: 0 P: 19	R: 0 E: 0 K: 1 S: 7 H: 0 LOB: 0 BB: 0 P: 11	R: 0 E: 0 K: 1 S: 7 H: 0 LOB: 0 BB: 0 P: 8	R: 0 E: 0 K: 3 S: 9 H: 0 LOB: 0 BB: 0 P: 9	1B: 4 2B: 1 3B: 1 HR: 0	SF: 0 SAC: 0 DP: 0 HBP: 0					

TOP

Atlanta Braves @ Philadelphia Phillies

Citizens Bank Park, Philadelphia, PA

Fri Jul 08 2011, 9:00 PM - 12:00 AM EDT

Att. 45,403 - Drizzle - 73 F

livebaseballscorecards.com

AB	36
R	2
H	6
RBI	2
BB	0
SO	12
LOB	10

WP: 1 PA: 36
PB: 1
SB: 0
CS: 0

PITCHER		IP	WLS	BF	H	R	ER	SO	BB	IBB	HBP	BLK	WP	HR	S	P	ERA	WHIP
34 Roy Halladay, R ERA: 2.45	(1, 1)	7.0		27	6	2	2	7	0	0	0	0	1	0	78	116	2.57	0.857
40 Michael Stutes, R ERA: 2.45	(8, 1)	1.0		3	0	0	0	1	0	0	0	0	0	0	7	11	0.00	0.000
37 Antonio Bastardo, L ERA: 0.84	(9, 1)	1.0		3	0	0	0	1	0	0	0	0	0	0	7	8	0.00	0.000
53 Juan Pablo Perez, L ERA:	(10, 1)	1.0	W	3	0	0	0	3	0	0	0	0	0	0	9	9	0.00	0.000

PITCHER	IP	WLS	BF	H	R	ER	SO	BB	IBB	HBP	BLK	WP	HR	S	P	ERA	WHIP

Batter	1	2	3	4	5	6	7	8	9	10	AB	R	H	RBI	BB	SO	LOB
11 Jimmy Rollins, S (1, 6) OBP: 0.339, SLG: 0.384	C FF 91 B FF 92 X FF 93 1-1 F7 ①		B FF 90 B SL 81 C FF 90 S FF 90 X FF 92 2-2 26 FC6-4 1B	C CU 72 D CU 73 B FF 91 X CU 72 2-1 F9 ③			B SI 90 B SL 83 C FF 92 C SI 91 B FF 92 F FF 91 X SI 92 3-2 G5-3 ①		S SI 92 F SL 82 F SL 81 B SI 93 X SL 81 1-2 15 CS 1B		5	0	2	0	0	0	2
15 John Mayberry Jr., R (1, 8) OBP: 0.320, SLG: 0.407	B FF 92 B FF 92 F FF 92 X FF 92 2-1 F8 ②		X FF 90 0-0 F7 ①		B SL 83 C FF 90 B CH 80 C SL 85 B FF 92 S CH 80 3-3 K ①		C SI 91 S SI 91 B SL 85 F SL 85 C SI 92 1-3 K ②		P PO 88 B SI 93 B FF 94 B FF 93 4-0 1-2 BB ②		4	0	0	0	1	2	1
26 Chase Utley, L (1, 4) OBP: 0.374, SLG: 0.453	B FF 92 B FF 92 X FF 91 2-0 1B		1 SAFE C CU 72 1 SAFE X FF 90 0-1 FC6-4 ② 1-2f		C CU 73 B FF 92 F CH 78 S CH 79 1-3 K ②		C SL 84 S FF 92 B SL 84 X SL 84 1-2 G3 ③		C SL 72 X SL 72 0-1 L6 ③		5	0	1	0	0	1	2
6 Ryan Howard, L (1, 3) OBP: 0.354, SLG: 0.482	B CU 72 S CU 72 X CU 71 1-1 G3 ③		B FF 90 S CU 72 F CU 72 S FF 91 1-3 K ③		B FF 91 X CU 73 1-0 G3 ③			B SI 96 F SI 96 C SL 86 B SL 87 B SL 87 X SL 87 3-2 29 FC3-6 1B		B CU 77 S CU 76 S CU 76 B CU 76 B CU 76 X CU 75 3-2 F8 ①	5	0	1	0	0	1	2
29 Raul Ibanez, L (1, 7) OBP: 0.287, SLG: 0.410		C FF 91 B CH 79 S CH 80 X CU 73 1-2 51 1B 51 BLK 21 SF9 1B		C CH 78 B FF 91 X CH 78 1-1 P6 ①		C FF 91 B FF 92 X FF 90 1-1 L7 ①		C SI 96 B SI 97 S SI 96 X SI 96 1-2 FC3-6 ① 9 G4-3 51 BB 1-2f		B FF 95 B FF 89 X FF 94 2-0 HR	5	2	2	1	0	0	1
51 Carlos Ruiz, R (1, 2) OBP: 0.361, SLG: 0.358		F FF 91 X FF 92 0-1 1-3 1B		C FF 92 X FF 91 0-1 HR		C CU 75 B SL 83 H CU 74 2-1 9 1B HBP		B SI 97 B SI 95 F SI 97 D SI 96 S FF 96 F SI 96 F SI 94 D SI 95 4-2 9 G4-3 1-2 BB			2	1	2	1	1	0	0
9 Domonic Brown, L (1, 9) OBP: 0.327, SLG: 0.413	C FF 91 F FF 91 D SL 82 T FF 92 1-2 K ①		C FF 91 B CU 73 X CU 73 1-1 21 1B 1B		C FF 90 B CH 78 X CH 76 1-1 1-2 1B			S SI 96 F SI 95 B SI 95 X SI 95 1-2 G4-3 ② 1-2 2-3			4	0	2	0	0	1	4
21 Wilson Valdez, R (1, 5) OBP: 0.275, SLG: 0.292	F FF 92 X SL 83 0-1 SF9 ② 3-H		X FF 90 0-0 34 SH1-4 1-3 1B		B FF 91 X FF 90 1-0 P3 ②			S SI 95 L SI 94 B SI 96 S SL 86 1-3 K ③			3	0	1	1	0	1	4
34 Roy Halladay, R (1, 1) OBP: 0.091, SLG: 0.070 40 Michael Stutes, R (8, 1) 37 Antonio Bastardo, R (9, 1) 7 Ross Gload, L (9, PH) OBP: 0.295, SLG: 0.317 53 Juan Pablo Perez, R (10, 1)	B FF 91 C FF 89 S FF 91 C FF 92 1-3 K ③		1 SAFE X FF 90 0-0 SH1-4 ② 1-2		S SL 80 C FF 91 B FF 92 D SL 83 S FF 92 2-3 K ③				B SI 92 S SI 91 X FF 92 1-1 G6-3 ①		2 0 0 1	0 0 0 0	0 0 0 0	0 0 0 0	2 0 0 0	0 0 0 0	3 0 0 0
Inning Stats	R: 0 E: 0 K: 0 S: 7 H: 1 LOB: 1 BB: 0 P: 13	R: 1 E: 0 K: 2 S: 13 H: 2 LOB: 1 BB: 0 P: 16	R: 0 E: 0 K: 1 S: 9 H: 1 LOB: 1 BB: 0 P: 12	R: 1 E: 0 K: 0 S: 10 H: 3 LOB: 2 BB: 0 P: 14	R: 0 E: 0 K: 0 S: 7 H: 0 LOB: 0 BB: 0 P: 12	R: 0 E: 0 K: 1 S: 9 H: 1 LOB: 2 BB: 0 P: 16	R: 0 E: 0 K: 1 S: 11 H: 0 LOB: 0 BB: 0 P: 16	R: 0 E: 0 K: 1 S: 16 H: 1 LOB: 2 BB: 1 P: 26	R: 0 E: 0 K: 0 S: 9 H: 1 LOB: 1 BB: 1 P: 14	R: 1 E: 0 K: 0 S: 4 H: 1 LOB: 0 BB: 0 P: 9	1B: 9 2B: 0 3B: 0 HR: 2	SF: 1 SAC: 1 DP: 0 HBP: 1	WP: 0 PB: 0 SB: 0 CS: 1	PA: 41			

PITCHER		IP	WLS	BF	H	R	ER	SO	BB	IBB	HBP	BLK	WP	HR	S	P	ERA	WHIP
37 Brandon Beachy, R ERA: 3.21	(1, 1)	6.0		27	8	2	2	6	0	0	1	1	0	1	55	83	3.00	1.333
34 Eric O'Flaherty, L ERA: 1.1	(7, 1)	1.0		3	0	0	0	1	0	0	0	0	0	0	11	16	0.00	0.000
39 Jonny Venters, L ERA: 1.49	(8, 1)	1.0		5	1	0	0	1	1	0	0	0	0	0	16	26	0.00	2.000
19 Scott Linebrink, R ERA: 3.28	(9, 1)	0.2		3	1	0	0	0	1	0	0	0	0	0	7	12	0.00	3.000
52 George Sherrill, L ERA: 2.31	(9, 1)	0.1		1	0	0	0	0	0	0	0	0	0	0	2	2	0.00	0.000

PITCHER		IP	WLS	BF	H	R	ER	SO	BB	IBB	HBP	BLK	WP	HR	S	P	ERA	WHIP
43 Scott Proctor, R ERA: 4.24	(10, 1)	0.1	L	2	1	1	1	0	0	0	0	0	0	1	4	9	27.00	3.000

BOTTOM

Atlanta Braves @ Philadelphia Phillies

Citizens Bank Park, Philadelphia, PA

Fri Jul 08 2011, 9:00 PM - 12:00 AM EDT

Att. 45,403 - Drizzle - 73 F

livebaseballscorecards.com

AB	36
R	3
H	11
RBI	3
BB	2
SO	8
LOB	19

Batter	1	2	3	4	5	6	7	8	9	10	11	AB	R	H	RBI	BB	SO	LOB
1 Jordan Schafer, L (1, 8) OBP: 0.292, SLG: 0.321	B B FF 91 B FF 91 C FF 90 X FC 87 3-1 G1-3 ①		C FC 86 B FF 91 X SL 79 1-1 G6-3 ③			B FF 91 B FF 91 C FC 86 C FF 92 S SI 93 2-3 K ①		C FF 92 X CU 75 0-1 E1 1B			1 SAFE X FF 92 0-0 SH5-3 ① 1-2	4	0	1	0	0	1	0
2 Alex Gonzalez, R (1, 6) OBP: 0.266, SLG: 0.347	B FC 86 C FC 84 X SI 91 1-1 5 FC4 1B			X CH 84 0-0 G6-3 ①		C SI 92 S CU 76 X CU 75 0-2 G5-3 ②		C CU 73 S FC 85 F CU 74 S SI 93 0-3 K ③			F FF 94 D SL 81 X SL 82 1-1 16 HR 1B 2-H	5	1	2	1	0	1	1
16 Brian McCann, L (1, 2) OBP: 0.381, SLG: 0.517	X FF 91 0-0 P2 ②			C SI 92 F FF 92 C CU 75 0-3 K ②		B FC 87 C SI 92 C CU 75 F CU 76 B CU 74 C CU 74 2-3 K ③			F SL 81 F FF 92 B FF 92 B SL 85 F FF 93 B FF 93 F FF 93 X SL 87 3-2 G4-3 ①		1 SAFE B FF 92 F FF 93 S SL 79 1 SAFE F FF 93 F SL 80 F SL 81 F FF 93 1-2 X SL 78 1-H HR	5	1	1	2	0	2	1
5 Freddie Freeman, L (1, 3) OBP: 0.348, SLG: 0.461	X FF 91 0-0 FC4 ③ 1-2f			C FF 92 B SI 93 S FC 86 S CU 76 1-3 K ③			S CU 75 F FF 92 X SI 92 0-2 G4-3 ①		S SL 85 S SL 85 S SL 84 0-3 K ②		B FF 93 X SL 80 1-0 G4-3 ②	5	0	0	0	0	2	2
26 Dan Uggla, R (1, 4) OBP: 0.257, SLG: 0.363		B FC 86 B FF 92 B FF 91 C SI 90 C FF 92 S CH 86 3-3 K ①			X FC 85 0-0 HR		B SI 92 B SI 91 B FF 91 C CH 84 S CH 84 X SI 93 3-2 F9 ②		C SL 84 B SL 84 B FF 92 F SL 85 C FF 93 2-3 K ③		F FF 93 B FF 92 F FF 92 F SL 79 S SL 80 1-3 K ③	5	1	1	1	0	3	1
22 Jason Heyward, L (1, 9) OBP: 0.316, SLG: 0.403		B FF 92 X FF 92 1-0 G6-3 ②			C FF 91 B FF 93 B FC 85 X FC 87 2-1 G4-3 ①		B FC 86 F FC 84 F FF 91 B FF 92 B CU 74 F CU 77 B FC 86 4-2 BB			B SI 94 C SI 95 C SL 83 B SI 94 S SL 85 2-3 K ①		3	0	0	0	1	1	0
28 Julio Lugo, R (1, 5) OBP: 0.250, SLG: 0.143		C FF 93 F FF 92 F FF 91 S FC 86 0-3 K ③			B FF 92 C FF 92 B CH 87 B FC 87 B FF 92 4-1 BB		B FF 91 F FF 91 1 SAFE X SI 91 1-1 P4 ③			B SI 94 C SL 81 S SL 83 X SL 83 1-2 G3 ②		3	0	0	0	1	1	1
13 Nate McLouth, L (1, 7) OBP: 0.345, SLG: 0.333			F FC 85 C FC 86 S CU 76 0-3 K ①		B FF 91 C FF 92 1 SAFE F FF 93 X FF 92 1-2 L5 ②			B FF 91 C FF 90 C FF 92 X CH 84 1-2 G3 ①		C SI 94 B SI 94 B SL 83 C SL 83 S SI 94 2-3 K ③		4	0	0	0	0	2	1
48 Tommy Hanson, R (1, 1) OBP: 0.071, SLG: 0.071 23 Brandon Hicks, R (8, PH) OBP: 0.095, SLG: 0.050 39 Jonny Venters, L (8, 1) 34 Eric O'Flaherty, L (9, 1) 52 George Sherrill, L (10, 1) 20 Eric Hinske, L (11, PH) OBP: 0.306, SLG: 0.435 30 Wilkin Ramirez, R (11, PR) OBP: 0.400, SLG: 0.385 46 Craig Kimbrel, R (11, 1)			C FF 92 F FF 91 B SI 92 F FC 86 X FF 92 1-2 G3 ②		X FF 90 0-0 F8 ③			F SI 92 B SI 92 C CU 74 C FC 86 1-3 K ②			B SL 82 S FF 94 B SL 81 B SL 81 F FF 94 B FF 94 4-2 1 SH5-3 2 1B BB	2 1 0 0 0 0 0 0	0 0 0 0 0 1 0 1	0 0 0 0 0 0 0 0	0 0 0 0 0 0 0 0	0 1 0 0 1 0 0 0	0 0 0 0 0 0 0 0	1 0 0 0 0 0 0 0
Inning Stats	R: 0 E: 0 K: 0 S: 6 H: 1 LOB: 1 BB: 0 P: 10	R: 0 E: 0 K: 2 S: 8 H: 0 LOB: 0 BB: 0 P: 12	R: 0 E: 0 K: 1 S: 9 H: 0 LOB: 0 BB: 0 P: 11	R: 0 E: 0 K: 2 S: 7 H: 0 LOB: 0 BB: 0 P: 8	R: 1 E: 0 K: 0 S: 8 H: 1 LOB: 1 BB: 1 P: 15	R: 0 E: 0 K: 2 S: 10 H: 0 LOB: 0 BB: 0 P: 14	R: 0 E: 0 K: 0 S: 11 H: 0 LOB: 1 BB: 1 P: 19	R: 0 E: 1 K: 2 S: 12 H: 1 LOB: 1 BB: 0 P: 14	R: 0 E: 0 K: 2 S: 11 H: 0 LOB: 0 BB: 0 P: 16	R: 0 E: 0 K: 2 S: 9 H: 0 LOB: 0 BB: 0 P: 14	R: 3 E: 0 K: 1 S: 17 H: 2 LOB: 1 BB: 1 P: 25	1B: 3 2B: 0 3B: 0 HR: 2 SF: 0 SAC: 1 DP: 0 HBP: 0	WP: 0 PB: 0 SB: 0 CS: 0 PA: 41						

PITCHER		IP	WLS	BF	H	R	ER	SO	BB	IBB	HBP	BLK	WP	HR	S	P	ERA	WHIP
33 Cliff Lee, L ERA: 2.82	(1, 1)	8.0		29	3	1	1	9	2	0	0	0	0	1	71	103	1.12	0.625
37 Antonio Bastardo, L ERA: 0.82	(9, 1)	1.0		3	0	0	0	2	0	0	0	0	0	0	11	16	0.00	0.000
53 Juan Pablo Perez, L ERA:	(10, 1)	1.0		3	0	0	0	2	0	0	0	0	0	0	9	14	0.00	0.000
40 Michael Stutes, R ERA: 3.26	(11, 1)	1.0	L	6	2	3	3	1	1	0	0	0	0	1	17	25	27.00	3.000

PITCHER	IP	WLS	BF	H	R	ER	SO	BB	IBB	HBP	BLK	WP	HR	S	P	ERA	WHIP

TOP

Atlanta Braves @ Philadelphia Phillies

Citizens Bank Park, Philadelphia, PA

Sat Jul 09 2011, 4:13 PM - 7:27 PM EDT

Att. 45,637 - Sunny - 90 F

livebaseballscorecards.com

AB	37
R	4
H	5
RBI	4
BB	3
SO	14
LOB	8

Atlanta Braves @ Philadelphia Phillies

Citizens Bank Park, Philadelphia, PA

Sat Jul 09 2011, 4:13 PM - 7:27 PM EDT

Att. 45,637 - Sunny - 90 F

livebaseballscorecards.com

Batter	1	2	3	4	5	6	7	8	9	10	11	AB	R	H	RBI	BB	SO	LOB
11 Jimmy Rollins, S (1, 6) OBP: 0.337, SLG: 0.380	C FF 90 X FF 91 0-1 ① P6		X SL 83 0-0 ② L9			C FF 92 B CU 75 F FF 90 S CU 74 1-3 ② K		C SI 96 B SI 96 B SI 95 X SI 96 2-1 ② G5-3		C SL 73 D SL 73 B SL 72 B SL 72 C SL 72 B SL 75 4-2 1-2 BB		4	0	0	0	1	1	0
15 John Mayberry Jr., R (1, 8) OBP: 0.316, SLG: 0.407	C SL 82 X SL 82 0-1 ② F8		B FF 92 C SL 82 X SL 84 1-1 ③ G5-3			B SL 82 C X CH 82 1-1 2B		S SI 96 B SI 97 B FF 96 X SI 96 2-1 ③ G6-3		C SL 71 B FC 87 X FC 87 1-1 ③ G3		5	0	1	0	0	0	3
26 Chase Utley, L (1, 4) OBP: 0.369, SLG: 0.441	B FF 90 C FF 90 C FF 91 X CU 73 1-2 ③ G3-1			C FF 91 S FF 91 X CU 72 0-2 ① G3		B FF 91 C S FF 92 B FF 91 D CU 76 B CH 81 4-2 BB			F FF 90 X SL 86 0-1 ① G3		B FF 95 C FF 95 B KC 85 F FF 95 X FF 96 2-2 ① F7	4	0	0	0	1	0	0
6 Ryan Howard, L (1, 3) OBP: 0.349, SLG: 0.475		B FF 90 B SL 79 C SL 82 X SL 82 2-1 ① G3		S SL 81 X SL 81 0-1 ② L5		B CU 74 C SL 82 F S CU 74 1-3 ③ K			C SL 85 F SL 85 S FF 91 0-3 ② K		B KC 84 C FF 96 S FF 95 B FF 98 X KC 86 2-2 ② G5-3	5	0	0	0	0	2	2
29 Raul Ibanez, L (1, 7) OBP: 0.285, SLG: 0.406		F FF 90 B FF 91 S FF 91 B FF 92 B CU 74 F SL 82 X FF 92 3-2 ② F8		B CU 73 C FF 91 X SL 82 1-1 ③ G5-3			X FF 90 0-0 9 FC5-4 1B		C FF 91 B FF 92 F FF 92 F B SL 86 F SI 92 B SL 86 F FF 91 X FF 92 3-2 ③ F9		C FF 96 B FF 96 C KC 84 X FF 97 1-2 ③ F7	5	0	1	0	0	0	0
51 Carlos Ruiz, R (1, 2) OBP: 0.360, SLG: 0.356	C FF 92 B SL 82 F SL 83 X CU 74 1-2 1B			X FF 91 0-0 ① F9		C FF 90 X SL 80 0-1 ① F7				C FF 85 C SL 73 F SL 73 B FC 86 B SL 71 X SL 72 2-2 ① G6-3		4	0	1	0	0	0	1
9 Domonic Brown, L (1, 9) OBP: 0.319, SLG: 0.401	C FF 90 S CU 74 F FF 91 S CU 74 0-3 ③ K			B FF 90 F SL 85 S CU 74 B CU 74 B CU 73 F SL 83 C FF 93 3-3 ② K		1 SAFE S CU 74 B FF 91 1 SAFE B FF 91 D CU 74 C X FF 90 3-2 ② FC5-4 21 FC6-4 1-2f				C FF 85 B FF 87 C FC 85 B SL 76 S SL 73 2-3 ② K		4	0	0	0	0	3	2
21 Wilson Valdez, R (1, 5) OBP: 0.274, SLG: 0.291			C FF 90 C FF 90 S SL 83 0-3 ① K	X FF 92 0-0 ③ G5-3		F FF 91 X SL 83 0-1 ③ FC6-4 1-2f				C FF 87 X FC 88 0-1 7 1B 1B		4	0	1	0	0	1	1
33 Cliff Lee, L (1, 1) OBP: 0.233, SLG: 0.341 10 Ben Francisco, R (8, PH) OBP: 0.339, SLG: 0.370 37 Antonio Bastardo, R (9, 1) 53 Juan Pablo Perez, R (10, 1) 7 Michael Martinez, S (10, PH) OBP: 0.238, SLG: 0.256 40 Michael Stutes, R (11, 1)			B FF 90 B FF 90 F FF 90 F FF 91 F FF 92 F SL 82 F FF 92 B CU 73 F FF 92 3-2 X FF 92 HR			S FF 92 B CU 72 B CU 71 S FF 92 S FF 93 2-3 ① K		B SI 96 S SI 94 B SI 96 S SI 94 S SI 97 2-3 ① K		C FF 87 S SL 72 B SL 74 X FF 88 1-2 11 BB 1-3 1B	2 1 0 0 0 1 0	1 0 0 0 0 0 0	1 0 0 0 0 1 0	1 0 0 0 0 0 0	0 1 0 0 0 0 0	1 0 0 0 0 0 0	0 0 0 0 0 0 0
Inning Stats	R: 0 E: 0 K: 0 S: 7 H: 0 LOB: 0 BB: 0 P: 8	R: 0 E: 0 K: 1 S: 13 H: 1 LOB: 1 BB: 0 P: 19	R: 1 E: 0 K: 1 S: 13 H: 1 LOB: 0 BB: 0 P: 17	R: 0 E: 0 K: 0 S: 7 H: 0 LOB: 0 BB: 0 P: 8	R: 0 E: 0 K: 1 S: 6 H: 0 LOB: 0 BB: 0 P: 9	R: 0 E: 0 K: 3 S: 13 H: 1 LOB: 2 BB: 1 P: 22	R: 0 E: 0 K: 0 S: 8 H: 1 LOB: 1 BB: 0 P: 11	R: 0 E: 0 K: 1 S: 7 H: 0 LOB: 0 BB: 0 P: 13	R: 0 E: 0 K: 1 S: 11 H: 0 LOB: 0 BB: 0 P: 14	R: 0 E: 0 K: 1 S: 16 H: 2 LOB: 3 BB: 1 P: 26	R: 0 E: 0 K: 0 S: 9 H: 0 LOB: 0 BB: 0 P: 14	1B: 4 2B: 1 3B: 0 HR: 1 SF: 0 SAC: 0 DP: 0 HBP: 0						

PITCHER		IP	WLS	BF	H	R	ER	SO	BB	IBB	HBP	BLK	WP	HR	S	P	ERA	WHIP
48 Tommy Hanson, R ERA: 2.44	(1, 1)	7.0		26	4	1	1	6	1	0	0	0	0	1	67	94	1.29	0.714
39 Jonny Venters, L ERA: 1.46	(8, 1)	1.0		3	0	0	0	1	0	0	0	0	0	0	7	13	0.00	0.000
34 Eric O'Flaherty, L ERA: 1.07	(9, 1)	1.0		3	0	0	0	1	0	0	0	0	0	0	11	14	0.00	0.000
52 George Sherrill, L ERA: 2.22	(10, 1)	1.0	W	6	2	0	0	1	1	0	0	0	0	0	16	26	0.00	3.000
46 Craig Kimbrel, R ERA: 2.35	(11, 1)	1.0	S	3	0	0	0	0	0	0	0	0	0	0	9	14	0.00	0.000

PITCHER	IP	WLS	BF	H	R	ER	SO	BB	IBB	HBP	BLK	WP	HR	S	P	ERA	WHIP

AB	39
R	1
H	6
RBI	1
BB	2
SO	9
LOB	9

WP: 0 PB: 0 SB: 0 CS: 0 PA: 41

Atlanta Braves @ Philadelphia Phillies

Citizens Bank Park, Philadelphia, PA

Sun Jul 10 2011, 1:40 PM - 4:29 PM EDT

Att. 45,853 - Sunny - 86 F

TOP

livebaseballscorecards.com

Batter	1	2	3	4	5	6	7	8	9	AB	R	H	RBI	BB	SO	LOB
1 Jordan Schafer, L (1, 8) OBP: 0.286, SLG: 0.314	C FF 91 X FC 88 0-1 ① L7	B FF 93 B FF 92 S CH 84 X CH 84 2-1 ③ B3			F FF 91 B FC 92 B CH 84 X FF 93 2-1 ① G4-3			C FF 89 F FF 90 F FF 91 B FF 92 X CH 84 1-2 ① F8		4	0	0	0	0	0	2
2 Alex Gonzalez, R (1, 6) OBP: 0.263, SLG: 0.343	B FF 92 B CH 83 S CH 83 F FF 92 F FF 94 C FC 88 2-3 ② K	B FC 86 S FF 92 F FF 92 S CH 84 1-3 ① K			B CH 84 B FF 93 C FF 93 S FC 89 X CH 85 2-2 ② G6-3			F FF 91 B FF 91 X FC 87 1-1 ② G5-3		4	0	0	0	0	2	0
16 Brian McCann, L (1, 2) OBP: 0.381, SLG: 0.514 8 David Ross, R (8, PH) OBP: 0.366, SLG: 0.516	C FC 86 C CU 77 B FF 93 B CH 85 F CU 77 B FF 94 (8, 2) F FC 87 B FC 89 4-2 BB	C CH 84 F FF 93 F FF 93 F CU 79 X FC 88 0-2 ② F8			B FF 92 C FF 93 B FC 87 X FF 94 2-1 ③ P6			C CH 81 B FC 87 B FC 87 F FF 91 F FC 87 X CH 83 2-2 ③ F7		2 1	0 0	0 0	0 0	1 0	0 0	0 0
5 Freddie Freeman, L (1, 3) OBP: 0.347, SLG: 0.459	S FF 90 B CU 77 X FF 92 1-1 ③ F7		X FF 92 0-0 ③ P5			C FF 91 F FF 92 F FF 91 S CH 83 0-3 ① K			X FC 87 0-0 ③ 28 FC6-4 1B	4	0	1	0	0	1	1
26 Dan Uggla, R (1, 4) OBP: 0.257, SLG: 0.365		S CH 82 B FF 93 C FF 93 F CU 78 X FF 94 1-2 ① 22 G4-3 28 E 2B	B CU 75 B FF 92 C FF 92 C FC 87 S CH 85 2-3 ① K			S CH 83 B CU 76 X FF 92 1-1 ② F9			X SI 90 0-0 ① F7	4	1	1	0	0	1	1
22 Jason Heyward, L (1, 9) OBP: 0.315, SLG: 0.404		F FF 88 X FC 88 0-1 ① G4-3 2-3	F FF 91 B CU 76 F FF 92 B CH 84 F CU 78 B CH 85 X CH 84 3-2 2B			B FC 87 S FF 91 F FF 92 X FF 88 1-2 ③ G1-3			F SI 89 F FC 87 B FC 88 S FC 88 1-3 ② K	4	0	1	0	0	1	2
28 Julio Lugo, R (1, 5) OBP: 0.200, SLG: 0.111		C CU 77 S FC 89 X CH 85 0-2 E3 13 FC4-6 3-H	C FC 88 F FF 93 C FC 89 0-3 ② K				C FF 90 X CH 84 0-1 ① F8		X SI 90 0-0 ③ FC6-4 1-2f	4	0	0	1	0	1	2
13 Nate McLouth, L (1, 7) OBP: 0.345, SLG: 0.330		1 SAFE F FF 92 X FC 88 0-1 ② FC4-6 32 1B 1-2f	B CU 76 B CU 76 B FC 87 B CH 84 4-0 BB				B FF 90 S FF 90 C FF 91 X FF 92 1-2 ② P5			2	0	0	0	1	0	1
32 Derek Lowe, R (1, 1) OBP: 0.242, SLG: 0.290 23 Brandon Hicks, R (7, PH) OBP: 0.091, SLG: 0.048 53 Cory Gearrin, R (7, 1) 43 Scott Proctor, R (7, 1)		C FF 92 F FC 88 X CH 83 0-2 1-3 1B	C FF 87 X FC 88 0-1 ③ F8				S CH 82 S FF 92 S CH 85 0-3 ③ K			2 1 0 0	0 0 0 0	1 0 0 0	0 0 0 0	0 0 0 0	0 1 0 0	2 0 0 0

	AB	32
	R	1
	H	4
	RBI	1
	BB	2
	SO	7
	LOB	11

Inning Stats	1	2	3	4	5	6	7	8	9	1B: 2	SF: 0	WP: 0	PA: 34
	R: 0 E: 0 K: 1 S: 12 H: 0 LOB: 1 BB: 1 P: 19	R: 1 E: 1 K: 0 S: 16 H: 2 LOB: 2 BB: 0 P: 19	R: 0 E: 0 K: 1 S: 9 H: 0 LOB: 0 BB: 0 P: 10	R: 0 E: 0 K: 2 S: 12 H: 1 LOB: 2 BB: 1 P: 21	R: 0 E: 0 K: 0 S: 7 H: 0 LOB: 0 BB: 0 P: 13	R: 0 E: 0 K: 1 S: 9 H: 0 LOB: 0 BB: 0 P: 11	R: 0 E: 0 K: 1 S: 8 H: 0 LOB: 0 BB: 0 P: 9	R: 0 E: 0 K: 0 S: 10 H: 0 LOB: 0 BB: 0 P: 14	R: 0 E: 0 K: 1 S: 6 H: 1 LOB: 1 BB: 0 P: 7	2B: 2 3B: 0 HR: 0	SAC: 0 DP: 0 HBP: 0	PB: 0 SB: 0 CS: 0	

PITCHER		IP	WLS	BF	H	R	ER	SO	BB	IBB	HBP	BLK	WP	HR	S	P	ERA	WHIP
35 Cole Hamels, L ERA: 2.32	(1, 1)	8.0	W	30	3	1	1	6	2	0	0	0	0	0	83	116	1.12	0.625
38 Kyle Kendrick, R ERA: 3.58	(9, 1)	1.0		4	1	0	0	1	0	0	0	0	0	0	6	7	0.00	1.000

PITCHER	IP	WLS	BF	H	R	ER	SO	BB	IBB	HBP	BLK	WP	HR	S	P	ERA	WHIP

BOTTOM

Atlanta Braves @ Philadelphia Phillies

Citizens Bank Park, Philadelphia, PA

Sun Jul 10 2011, 1:40 PM - 4:29 PM EDT

Att. 45,853 - Sunny - 86 F

livebaseballscorecards.com

Batter	1	2	3	4	5	6	7	8	9	AB	R	H	RBI	BB	SO	LOB
11 Jimmy Rollins, S (1, 6) OBP: 0.340, SLG: 0.383	B SI 87 C FC 88 S SL 80 B SI 88 X SI 88 2-2 26 FC6-4 7 1B 1B		X SL 80 0-0 ① G3	B CH 83 X SL 81 1-0 7 1B 3-H 1B			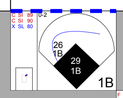 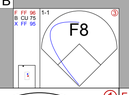			5	1	3	1	0	0	1
7 Michael Martinez, S (1, 5) OBP: 0.270, SLG: 0.289	C SI 88 B SL 81 F SL 81 B CH 83 1 SAFE F SL 81 X SI 88 2-2 26 FC6-4 1-2 1B		C SI 89 B SI 89 B SL 80 X SI 87 2-1 26 1B 6 1B 1B	B SI 88 C SI 88 1 SAFE 1 SAFE X SI 88 1-1 26 G6-4-3 1-2 1B			X SI 90 0-0 ① F7	F FF 94 F FF 94 X FF 94 0-2 6 1B 29 HR 1B		5	2	4	0	0	0	1
26 Chase Utley, L (1, 4) OBP: 0.370, SLG: 0.439	C SL 80 C SL 80 X SI 88 0-2 ① FC6-4 6 G4-6-3 1-2f 2-3		C SL 81 D CH 84 1 SAFE 1 SAFE X SI 88 1-1 6 1B 6 S 29 E 1-3 1B	F FC 88 X SI 88 0-1 ②③ G6-4-3 1-2f			1 SAFE B SI 89 X SI 90 1-0 6 S 29 1B 1-3 1B	D FF 94 X FF 93 1-0 ① F9		5	2	2	0	0	0	5
6 Ryan Howard, L (1, 3) OBP: 0.353, SLG: 0.475	B SL 80 D SL 81 B CH 83 X CH 84 3-0 ②③ G4-6-3 1-2f		S SL 82 S CH 85 B CH 84 F SL 82 F CH 84 B SI 90 B CH 85 X SI 90 3-2 51 FC1-4 29 E 1-3 3-H 1B		X SL 79 0-0 ① F7		B SL 81 B SI 91 I IN 68 I IN 67 4-0 51 WP 29 1B 9 1B 1-2 IBB	B CU 76 C FF 94 B CU 75 B SL 83 C SL 82 X FF 94 3-2 29 HR 1-2 1B		4	2	2	1	1	0	2
29 Raul Ibanez, L (1, 7) OBP: 0.287, SLG: 0.416		C SI 87 F CH 83 B CH 83 F SL 80 X SI 88 1-2 ① F7	T CH 84 X SI 89 0-1 E4 51 FC1-4 1-2 3-H		B SI 88 X CH 83 1-0 ② F8		X SI 91 0-0 51 WP 9 1B 1-2 2-H 3-H 1B	B FF 95 S SL 83 B SI 88 F SI 94 B SL 82 X SL 84 3-2 1-H 2-H HR		5	2	2	6	0	0	1
51 Carlos Ruiz, R (1, 2) OBP: 0.360, SLG: 0.359		B SI 90 S SL 81 B CH 84 S SL 80 B CH 84 X CH 82 3-2 ② L4	B SL 82 C CH 84 C SI 89 B SI 89 B SL 82 F CH 82 X SI 89 3-2 ② FC1-4 1-2f 2-3		C SI 88 B SL 80 F CH 83 S CH 84 1-3 ③ K		C SI 90 B SL 81 B SL 78 B SI 89 B SI 92 4-1 9 1B 15 2B 1-2 2-3 BB	B FF 94 C SL 83 S CU 77 B FF 95 F SL 82 B SL 83 X FF 93 3-2 9 1B 15 FC5-4 2B		4	2	1	0	1	1	2
9 Domonic Brown, L (1, 9) OBP: 0.327, SLG: 0.408		B SI 90 B CH 83 S SL 81 B SL 80 X SL 80 3-1 15 2B 1B	C SI 90 B SI 90 F SL 82 B SI 89 X SI 89 2-2 ③ G4-3		B SI 86 X SL 80 1-0 ① F8		C SI 90 B CH 81 B CH 82 B SI 91 X SI 90 3-1 15 2B 1-2 2-H 3-H 1B	X FF 94 0-0 15 FC5-4 2-3 1B		5	2	3	2	0	0	2
15 John Mayberry Jr., R (1, 8) OBP: 0.326, SLG: 0.439		1 SAFE C SI 89 F CH 84 B SL 82 1 SAFE B CH 84 F FC 87 1 SAFE X SI 88 2-2 1-H 2B	B SI 88 C FC 88 X SI 88 1-1 35 SH1-4 11 1B 2B		C SL 81 F CH 83 B FC 84 X CH 83 1-2 ② G6-3		B FF 95 C SL 84 B FF 94 F FF 95 X CU 76 2-2 1-H 2-H 2B	C FF 94 B SI 94 X SL 84 1-1 ② FC5-4 7 WP 1-2f 3-H		5	1	3	4	0	0	1
35 Cole Hamels, L (1, 1) OBP: 0.227, SLG: 0.238 7 Ross Gload, L (8, PH) OBP: 0.290, SLG: 0.311 38 Kyle Kendrick, R (9, 1) OBP: 0.167, SLG: 0.091		C SI 89 B SI 88 B CH 83 C SL 80 B CH 83 X SI 89 3-2 ③ G6-3	L SI 88 X SI 87 0-1 ① SH1-4 2-3		C SI 87 B CH 82 B SI 88 B FC 88 C SI 88 X SI 87 3-2 ③ G6-3		B FF 94 C FF 94 B FF 94 C FF 95 C FF 95 2-3 ② K	S FF 94 B FF 94 X SI 94 1-1 ③ F9 1-2		3 1 0	0 0 0	0 0 0	0 0 0	1 0 0	2 1 0	2 1 0
Inning Stats	R: 0 E: 0 K: 0 S: 11 H: 2 LOB: 1 BB: 0 P: 18	R: 1 E: 0 K: 0 S: 16 H: 2 LOB: 1 BB: 0 P: 28	R: 2 E: 1 K: 0 S: 19 H: 3 LOB: 2 BB: 0 P: 30	R: 1 E: 0 K: 0 S: 9 H: 3 LOB: 1 BB: 0 P: 12	R: 0 E: 0 K: 1 S: 5 H: 0 LOB: 0 BB: 0 P: 7	R: 0 E: 0 K: 0 S: 7 H: 0 LOB: 0 BB: 0 P: 12	R: 6 E: 0 K: 1 S: 17 H: 5 LOB: 1 BB: 2 P: 34	R: 4 E: 0 K: 0 S: 19 H: 5 LOB: 1 BB: 0 P: 31		1B: 15 2B: 4 3B: 0 HR: 1 SF: 0 SAC: 1 DP: 2 HBP: 0						

	AB	42
	R	14
	H	20
	RBI	14
	BB	2
	SO	2
	LOB	18

PITCHER		IP	WLS	BF	H	R	ER	SO	BB	IBB	HBP	BLK	WP	HR	S	P	ERA	WHIP
32 Derek Lowe, R ERA: 4.3	(1, 1)	6.0	L	27	10	4	4	1	0	0	0	0	0	0	67	107	6.00	1.667
53 Cory Gearrin, R ERA: 6.61	(7, 1)	0.1		7	4	6	6	0	1	1	0	0	1	0	9	21	162.00	15.000
43 Scott Proctor, R ERA: 5.79	(7, 1)	1.2		11	6	4	4	1	0	0	0	0	1	1	27	44	21.60	3.600

PITCHER	IP	WLS	BF	H	R	ER	SO	BB	IBB	HBP	BLK	WP	HR	S	P	ERA	WHIP

Philadelphia Phillies @ New York Mets

Citi Field, Flushing, NY

Fri Jul 15 2011, 7:12 PM - 10:11 PM EDT

Att. 37,304 - Partly Cloudy - 79 F

TOP

livebaseballscorecards.com

Batter	1	2	3	4	5	6	7	8	9	AB	R	H	RBI	BB	SO	LOB
11 Jimmy Rollins, S (1, 6) OBP: 0.336, SLG: 0.378	C FF 84 X KN 75 0-1 G5-3	B KN 75 B KN 74 C FF 85 X KN 75 2-1 F8			B FF 86 F FF 84 S KN 78 F KN 80 B KN 80 X KN 75 2-2 P2		B KN 72 C FF 85 B KN 74 F FF 85 F KN 75 B KN 79 T FF 86 3-2 K		C CH 82 F SL 75 B FF 91 B CU 76 X CU 76 2-2 F8	5	0	0	0	0	1	1
7 Michael Martinez, S (1, 5) OBP: 0.266, SLG: 0.276	C FF 83 B KN 78 B KN 76 X KN 74 2-1 F7		B KN 75 B FF 84 X FF 83 2-0 F9		B KN 76 C FF 85 B KN 74 B KN 75 B FF 84 4-1 26 WP BB		F FF 85 C KN 76 B KN 82 B EP 59 S FF 86 2-3 K		B CH 84 S FC 87 B FC 87 X FC 88 2-1 G6-3	4	0	0	0	1	1	0
26 Chase Utley, L (1, 4) OBP: 0.366, SLG: 0.438	C KN 75 B KN 80 B KN 77 B KN 76 C FF 85 S KN 78 3-3 K		B KN 75 C KN 76 X KN 77 1-1 29 PB 2B		1 SAFE B KN 73 C KN 77 X KN 78 1-1 G3 1-2			C FF 87 X CH 81 0-1 L9	C FF 91 B SL 79 S SL 80 B CU 79 X FC 89 2-2 G4-3	5	0	1	0	0	1	1
6 Ryan Howard, L (1, 3) OBP: 0.352, SLG: 0.471		C KN 74 X KN 78 0-1 G5-3	B KN 77 X KN 76 1-0 F8			C FF 85 F KN 80 F KN 82 X KN 72 0-2 G4-3		B FF 89 C SL 80 B FF 86 B SL 81 B SI 90 4-1 9 E 29 G4-3 15 2B BB		3	1	0	0	1	0	1
29 Raul Ibanez, L (1, 7) OBP: 0.289, SLG: 0.426		B KN 74 S KN 75 X KN 78 1-1 9 BB 51 1B 15 1B 1B	B KN 77 S KN 77 B KN 78 B KN 78 S KN 76 C FF 85 3-3 K 2-3			B KN 77 X KN 75 1-0 HR		X FF 90 0-0 G4-3 1-2		4	2	2	1	0	1	2
51 Carlos Ruiz, R (1, 2) OBP: 0.366, SLG: 0.363		B KN 74 B FF 84 X FF 83 2-0 9 BB 15 1B 1-2 1B		B KN 74 B FF 86 X FF 86 2-0 G4-3		C KN 76 X KN 80 0-1 9 BLK 1B		I IN 71 I IN 75 I IN 73 I IN 75 4-0 9 E 15 2B IBB		3	2	2	0	1	0	0
9 Domonic Brown, L (1, 9) OBP: 0.325, SLG: 0.400		C KN 75 B KN 78 B KN 78 D KN 77 C KN 76 B KN 77 4-2 15 1B 49 G5-3 1-2 2-3 BB		B KN 76 F KN 74 F KN 77 X EP 62 1-2 P6		B FF 85 B KN 78 F KN 76 B KN 78 C KN 75 S FF 85 3-3 K 1-2		C SL 82 B SL 82 C FF 90 X SL 81 1-2 FC6 15 2B 1-2 2-3		3	2	0	0	1	1	3
15 John Mayberry Jr., R (1, 8) OBP: 0.331, SLG: 0.449		B FF 85 F FF 85 S FF 85 F KN 81 F KN 81 X KN 79 1-2 49 G5-3 1-3 2-H 3-H 1B		C FF 86 S KN 79 F FF 86 B KN 82 F EP 64 X KN 80 1-2 G6-3		C FF 85 X FF 84 0-1 P3		B CU 78 B SI 92 X SI 93 2-0 7 WP 1-H 2-H 3-H 2B		4	0	2	5	0	0	1
49 Vance Worley, R (1, 1) OBP: 0.118, SLG: 0.118 53 Juan Pablo Perez, R (6, 1) 5 Pete Orr, L (7, PH) OBP: 0.294, SLG: 0.274 46 Ryan Madson, L (7, 1) 7 Ross Gload, L (8, PH) OBP: 0.286, SLG: 0.306 40 Michael Stutes, R (8, 1) 37 Antonio Bastardo, R (9, 1)		C FF 87 X KN 78 0-1 G5-3 1-2 3-H			C FF 86 F KN 77 F FF 87 B KN 81 F KN 81 X EP 66 1-2 G4-3		X KN 73 0-0 G4-3	B SI 93 C SI 92 B CU 78 T CU 78 B CU 79 F CU 78 S SI 92 3-3 K 2-3		2 0 0 0 1 0 0	0 0 0 0 0 0 0	0 0 0 0 0 0 0	1 0 0 0 0 0 0	0 0 0 0 0 1 0	0 0 0 0 0 1 0	1 0 0 0 1 1 0
Inning Stats	R: 0 E: 0 K: 1 S: 7 H: 0 LOB: 0 BB: 0 P: 12	R: 3 E: 0 K: 0 S: 16 H: 3 LOB: 1 BB: 1 P: 26	R: 0 E: 0 K: 1 S: 7 H: 1 LOB: 1 BB: 0 P: 14	R: 0 E: 0 K: 0 S: 9 H: 0 LOB: 0 BB: 0 P: 13	R: 0 E: 0 K: 0 S: 12 H: 0 LOB: 1 BB: 1 P: 20	R: 1 E: 0 K: 1 S: 12 H: 2 LOB: 1 BB: 0 P: 16	R: 0 E: 0 K: 2 S: 8 H: 0 LOB: 0 BB: 0 P: 13	R: 3 E: 1 K: 1 S: 12 H: 1 LOB: 1 BB: 2 P: 26	R: 0 E: 0 K: 0 S: 8 H: 0 LOB: 0 BB: 0 P: 14	1B: 4 2B: 2 3B: 0 HR: 1	SF: 0 SAC: 0 DP: 0 HBP: 0					

AB	35
R	7
H	7
RBI	7
BB	4
SO	6
LOB	11

WP: 2 PB: 1 SB: 0 CS: 0 PA: 39

PITCHER		IP	WLS	BF	H	R	ER	SO	BB	IBB	HBP	BLK	WP	HR	S	P	ERA	WHIP
43 R.A. Dickey, R ERA: 3.7	(1, 1)	7.0	L	29	6	4	4	5	2	0	0	1	1	1	71	114	5.14	1.143
40 Tim Byrdak, L ERA: 3.8	(8, 1)	0.2		5	0	3	0	0	1	1	0	0	0	0	7	16	0.00	1.500
18 Ryota Igarashi, R ERA: 4.5	(8, 1)	0.1		2	1	0	0	1	0	0	0	0	1	0	5	10	0.00	3.000
77 D.J. Carrasco, R ERA: 4.97	(9, 1)	1.0		3	0	0	0	0	0	0	0	0	0	0	8	14	0.00	0.000

PITCHER	IP	WLS	BF	H	R	ER	SO	BB	IBB	HBP	BLK	WP	HR	S	P	ERA	WHIP

BOTTOM

Philadelphia Phillies @ New York Mets

Citi Field, Flushing, NY

Fri Jul 15 2011, 7:12 PM - 10:11 PM EDT

Att. 37,304 - Partly Cloudy - 79 F

livebaseballscorecards.com

Batter	1	2	3	4	5	6	7	8	9	AB	R	H	RBI	BB	SO	LOB
16 Ángel Pagán, S (1, 8) OBP: 0.320, SLG: 0.349	C FC 89 C FF 90 B SI 90 C SI 88 1-3 ① K		B SL 85 F FF 89 F SL 85 D CH 81 S SI 90 2-3 ① K		F FF 90 X SL 87 0-1 ③ F7		B FF 96 B FF 95 X FF 94 2-0 ③ F8		C FF 91 B CH 87 F FF 93 S FF 94 1-3 ③ K	5	0	0	0	0	3	1
2 Justin Turner, R (1, 4) OBP: 0.329, SLG: 0.362	B FF 92 F FF 91 F SL 86 X FF 90 1-2 ② P2		C SI 88 X FF 89 0-1 15 G1-6-3 1-2 1B			B SL 85 C FC 88 B FF 91 X CH 84 2-1 ① G5-3		C FF 94 B FF 94 B SL 82 X FF 94 2-1 ① F9		4	0	1	0	0	0	0
15 Carlos Beltrán, S (1, 9) OBP: 0.381, SLG: 0.512	B CH 83 B FF 90 B SL 85 B FC 89 4-0 BB		C FC 89 C KC 76 X SI 90 0-2 ② ③ G1-6-3 1-2f			C SL 85 B CH 84 B SI 91 C CH 83 F KC 78 B CH 82 B SI 91 4-2 44 BB 28 1B 12 WP BB		B FF 94 F FF 94 B SL 84 X FF 94 2-1 HR		2	2	1	1	2	0	2
28 Daniel Murphy, L (1, 5) (7, 3) OBP: 0.347, SLG: 0.434	C FC 89 B SL 84 C CH 83 F FF 90 F FF 90 B SI 91 D CH 84 X SI 90 3-2 ③ P6			C KC 75 F KC 76 B SL 86 F FF 91 X FF 91 1-2 ① G4-3		F SI 89 S FC 90 F FC 90 F SL 86 X CH 82 0-2 12 WP 44 BB 1-2 1B		F FF 94 B SL 82 B SL 83 B SL 82 X FF 94 3-1 2B		4	0	2	0	0	0	1
44 Jason Bay, R (1, 7) OBP: 0.319, SLG: 0.332		C FF 87 X CH 82 0-1 ① F9		C FF 91 B FF 90 F FF 90 B SL 87 X FF 90 2-2 ② F9		B SL 84 S SL 85 D SI 90 C KC 76 B FF 90 B SL 85 4-2 12 WP 1-2 2-3 BB		F FF 94 S FF 94 F FF 93 B SL 82 B SL 82 F FF 93 S SL 82 2-3 ② K		3	0	0	0	1	1	1
21 Lucas Duda, L (1, 3) OBP: 0.290, SLG: 0.351 12 Scott Hairston, R (6, PH) OBP: 0.319, SLG: 0.452 22 Willie Harris, L (7, 5) OBP: 0.354, SLG: 0.331		B SI 91 C FF 91 X SL 87 1-1 1B		B SI 92 C SI 91 B SI 91 F CH 84 B FF 93 F FF 92 F CH 85 B KC 79 4-2 BB		C SL 79 D SL 82 S SI 94 S SL 82 1-3 ② K 1-2 2-3 3-H		F FF 93 B FF 95 B FF 93 B FF 94 C FF 93 F FF 94 F FF 94 F FF 93 B SL 83 4-2 BB		1 1 0	0 0 0	1 0 0	0 0 0	1 0 1	0 1 0	0 2 0
30 Josh Thole, L (1, 2) OBP: 0.346, SLG: 0.321 9 Ronny Paulino, R (6, PH) OBP: 0.356, SLG: 0.402 (7, 2)		C FF 88 B FF 89 B FF 89 F FF 90 S SL 86 2-3 ② K		F CH 81 B FC 91 B SI 90 X FF 92 1-2 ③ G4-3		B SI 94 F SL 81 D SI 94 X SI 94 2-1 ③ G5-3		B FF 93 S SL 83 F FF 93 F SL 81 B SL 80 X SL 80 2-2 ③ P4		2 2	0 0	0 0	0 0	0 0	1 0	2 4
11 Rubén Tejada, R (1, 6) OBP: 0.344, SLG: 0.280		B FF 89 F FF 91 F FF 88 F FF 91 F FF 90 T SL 86 1-2 ③ K			X FF 90 0-0 ① L7		C FF 95 S CH 84 B CH 84 S CH 84 1-3 ① K		F FF 93 B FF 92 T SL 84 X FF 93 1-2 ① G6-3	4	0	0	0	0	2	1
43 R.A. Dickey, R (1, 1) OBP: 0.161, SLG: 0.133 20 Jason Pridie, L (7, PH) OBP: 0.287, SLG: 0.355 40 Tim Byrdak, L (8, 1) 18 Ryota Igarashi, R (8, 1) 77 D.J. Carrasco, R (9, 1) 6 Nick Evans, R (9, PH) OBP: 0.280, SLG: 0.250			C FC 88 F SL 84 B FF 90 F FF 86 F FF 91 F KC 74 X SL 87 1-2 2 1B		C FF 89 B CH 83 F SI 88 B FF 88 X FF 92 2-2 ② G1-3		C FF 95 S CH 86 S CH 85 0-3 ② K		B SL 82 S FF 93 B CH 84 X SL 84 2-1 ② P4	2 1 0 0 0 1	0 0 0 0 0 0	1 0 0 0 0 0	0 0 0 0 0 0	0 1 0 0 0 0	0 0 0 0 0 0	0 0 0 0 0 0
Inning Stats	R: 0 E: 0 K: 1 S: 11 H: 0 LOB: 1 BB: 1 P: 20	R: 0 E: 0 K: 2 S: 12 H: 1 LOB: 1 BB: 0 P: 16	R: 0 E: 0 K: 1 S: 14 H: 2 LOB: 1 BB: 0 P: 17	R: 0 E: 0 K: 0 S: 14 H: 0 LOB: 1 BB: 1 P: 22	R: 0 E: 0 K: 0 S: 6 H: 0 LOB: 0 BB: 0 P: 8	R: 1 E: 0 K: 1 S: 17 H: 1 LOB: 2 BB: 2 P: 30	R: 0 E: 0 K: 2 S: 7 H: 0 LOB: 0 BB: 0 P: 10	R: 1 E: 0 K: 1 S: 21 H: 2 LOB: 2 BB: 1 P: 36	R: 0 E: 0 K: 1 S: 8 H: 0 LOB: 0 BB: 0 P: 12	1B: 4 2B: 1 3B: 0 HR: 1 SF: 0 SAC: 0 DP: 1 HBP: 0						

	AB	32
	R	2
	H	6
	RBI	1
	BB	5
	SO	9
	LOB	14

WP: 1 PA: 37
PB: 0
SB: 0
CS: 0

PITCHER		IP	WLS	BF	H	R	ER	SO	BB	IBB	HBP	BLK	WP	HR	S	P	ERA	WHIP
49 Vance Worley, R ERA: 2.15	(1, 1)	5.1	W	23	4	1	1	4	4	0	0	0	0	0	69	105	1.69	1.500
53 Juan Pablo Perez, L ERA:	(6, 1)	0.2	H	2	0	0	0	1	0	0	0	0	1	0	5	8	0.00	0.000
46 Ryan Madson, R ERA: 1.97	(7, 1)	1.0	H	3	0	0	0	2	0	0	0	0	0	0	7	10	0.00	0.000
40 Michael Stutes, R ERA: 3.45	(8, 1)	1.0		6	2	1	1	1	1	0	0	0	0	1	21	36	9.00	3.000
37 Antonio Bastardo, L ERA: 0.79	(9, 1)	1.0		3	0	0	0	1	0	0	0	0	0	0	8	12	0.00	0.000

PITCHER		IP	WLS	BF	H	R	ER	SO	BB	IBB	HBP	BLK	WP	HR	S	P	ERA	WHIP

Philadelphia Phillies @ New York Mets

Citi Field, Flushing, NY

Sat Jul 16 2011, 4:14 PM - 6:50 PM EDT

Att. 41,166 - Partly Cloudy - 85 F

TOP

livebaseballscorecards.com

Batter	1	2	3	4	5	6	7	8	9	AB	R	H	RBI	BB	SO	LOB
11 Jimmy Rollins, S (1, 6) OBP: 0.337, SLG: 0.379	C FF 92 B CU 74 S FC 90 X CU 76 1-2 G5-3		B FC 87 B FC 88 S FF 91 X CU 76 2-1 15 E 1B		C FC 86 S FF 92 X FF 91 0-2 1B		B FC 87 X FC 87 1-0 G5-4-3 1-2f 2-3 3-H		F FF 95 F SI 97 X SL 84 0-2 P3	4	0	2	0	0	0	2
55 Danys Baez, R (7, 1)										0	0	0	0	0	0	0
48 Drew Carpenter, R (8, 1)										0	0	0	0	0	0	0
7 Ross Gload, L (9, PH) OBP: 0.281, SLG: 0.302										1	0	0	0	0	0	1
15 John Mayberry Jr., R (1, 8) OBP: 0.322, SLG: 0.435	C FF 92 F FC 89 B FF 93 F SI 88 B SI 88 S FC 90 2-3 K		X FF 91 0-0 E6 1-2		B CH 86 X FF 86 1-0 F8		B CH 84 S CH 85 F FF 92 B FC 88 X CH 86 2-2 F8			4	0	0	0	0	1	3
26 Chase Utley, L (1, 4) OBP: 0.368, SLG: 0.433	B FF 93 B FF 92 B FF 92 B FF 92 4-0 BB		B CH 85 C CH 85 B SI 91 D SI 92 X CH 86 3-1 G4-3			B FF 88 X FF 88 1-0 G3		B FF 95 B FF 95 B FF 95 B FF 96 4-0 10 FC6-4 BB		2	0	0	0	2	0	2
6 Ryan Howard, L (1, 3) OBP: 0.348, SLG: 0.465	C FC 89 C FF 92 S FC 90 0-3 K			X FC 87 0-0 P6		C FF 89 X FF 90 0-1 F8		C SL 89 S SL 88 S SL 88 0-3 K		4	0	0	0	0	2	2
10 Ben Francisco, R (1, 9) OBP: 0.333, SLG: 0.363		S SI 90 B CH 86 F FC 88 B FF 93 X FC 88 2-2 G4-3		C CH 85 B SI 89 F FC 88 X CH 86 1-2 G6-3		C FF 89 F CH 83 B SI 91 F FF 89 B CU 76 S CH 86 2-3 K		B FF 97 B FF 97 B FF 96 C FF 96 X FF 97 3-1 FC6-4 1-2f		4	0	0	0	0	1	1
29 Raul Ibanez, L (1, 7) OBP: 0.292, SLG: 0.427		B FF 90 B FC 88 X FF 90 2-0 F8		C FC 87 X CU 75 0-1 1B			C FF 88 B FC 85 X FC 86 1-1 21 1B 51 1B 7 E 1B	C SL 87 C SL 90 B FF 97 F FF 100 S SL 90 1-3 K		4	1	2	0	0	1	1
51 Carlos Ruiz, R (1, 2) OBP: 0.366, SLG: 0.363		B FF 91 X FF 91 1-0 F8		C SI 90 F CH 86 F FF 90 X FF 91 0-2 G6-3			C FF 89 X CU 73 0-1 7 E 21 1B 11 G5-4-3 1-2 1B		C FF 94 S CH 86 B SL 81 S CH 86 1-3 K	3	1	1	0	0	0	1
23 Brian Schneider, L (8, 2) OBP: 0.212, SLG: 0.290										1	0	0	0	0	1	0
21 Wilson Valdez, R (1, 5) OBP: 0.275, SLG: 0.292			C FF 91 S CU 74 B FF 91 B FF 92 F FC 89 S FF 91 2-3 K		C SI 90 F SI 90 F SI 90 B SI 89 S CU 76 1-3 K		B SI 90 B SI 90 F FF 90 F SI 90 B FC 89 F FC 88 F FC 88 X SI 91 3-2 11 G5-4-3 7 E 1-2 2-3 1B		B FF 94 F FF 92 F SL 80 B SL 82 B CH 88 X FF 95 3-2 7 FC3-6 1B	3	0	1	0	0	2	0
5 Pete Orr, L (9, PH) OBP: 0.304, SLG: 0.286										1	0	1	0	0	0	0
35 Cole Hamels, L (1, 1) OBP: 0.217, SLG: 0.227			C FF 90 C CU 75 C CU 74 0-3 K		B FC 88 C FF 90 B FC 87 C FF 91 X CU 75 2-2 G5-3		X SI 90 0-0 E6 11 G5-4-3 1-2 2-3 3-H		X FF 94 0-0 FC3-6 1-2f	2	0	0	0	0	1	0
57 David Herndon, R (5, 1)										0	0	0	0	0	0	0
7 Michael Martinez, S (7, PH) OBP: 0.260, SLG: 0.270										2	0	0	1	0	0	3
(7, 6)																

Inning Stats	1	2	3	4	5	6	7	8	9
	R: 0 E: 0 K: 2 S: 10 H: 0 LOB: 1 BB: 1 P: 17	R: 0 E: 0 K: 0 S: 5 H: 0 LOB: 0 BB: 0 P: 10	R: 0 E: 1 K: 2 S: 12 H: 1 LOB: 2 BB: 0 P: 19	R: 0 E: 0 K: 0 S: 10 H: 1 LOB: 1 BB: 0 P: 11	R: 0 E: 0 K: 1 S: 11 H: 1 LOB: 1 BB: 0 P: 15	R: 0 E: 0 K: 1 S: 7 H: 0 LOB: 0 BB: 0 P: 10	R: 2 E: 1 K: 0 S: 14 H: 3 LOB: 1 BB: 0 P: 21	R: 0 E: 0 K: 2 S: 9 H: 0 LOB: 1 BB: 1 P: 17	R: 0 E: 0 K: 1 S: 10 H: 1 LOB: 1 BB: 0 P: 14

1B: 7 SF: 0
2B: 0 SAC: 0
3B: 0 DP: 1
HR: 0 HBP: 0

WP: 0 PA: 37
PB: 0
SB: 0
CS: 0

	AB	35
	R	2
	H	7
	RBI	1
	BB	2
	SO	9
	LOB	16

PITCHER		IP	WLS	BF	H	R	ER	SO	BB	IBB	HBP	BLK	WP	HR	S	P	ERA	WHIP
49 Jonathon Niese, L ERA: 3.73	(1, 1)	7.0	W	29	6	2	1	6	1	0	0	0	0	0	69	103	1.29	1.000
39 Bobby Parnell, R ERA: 2.81	(8, 1)	1.0		4	0	0	0	2	1	0	0	0	0	0	9	17	0.00	1.000
46 Manny Acosta, R ERA: 6.23	(9, 1)	1.0		4	1	0	0	1	0	0	0	0	0	0	10	14	0.00	1.000

PITCHER		IP	WLS	BF	H	R	ER	SO	BB	IBB	HBP	BLK	WP	HR	S	P	ERA	WHIP

Batter	1	2	3	4	5	6	7	8	9	AB	R	H	RBI	BB	SO	LOB
16 Ángel Pagán, S (1, 8) OBP: 0.321, SLG: 0.349	C FF 88 C CU 75 X FF 93 0-2 ① G1-3		C CU 76 B FF 94 C FF 93 B FF 90 S CH 86 2-3 ① K	X CH 82 0-0 ② SF7 3-H	X SI 93 0-0 1-2 1B		B FF 87 D FF 87 D CU 79 B SI 93 4-0 2 1B 12 HR BB			3	1	1	1	1	1	1
2 Justin Turner, R (1, 4) OBP: 0.335, SLG: 0.364	C FF 91 F CU 77 X CH 84 0-2 ② G6-3		S FF 92 B FF 93 X CH 84 1-1 12 2B 1-2 1B	B FF 91 B FF 91 2 SAFE F FC 88 B FF 91 B FF 91 4-1 BB	X SL 83 0-0 ③ P6		C SI 92 D FF 89 X SI 93 1-1 12 HR 1-3 2-H 1B			4	2	2	1	1	0	2
12 Scott Hairston, R (1, 9) OBP: 0.333, SLG: 0.517	C FF 93 X FF 94 0-1 28 1B 2B		C FF 92 D CH 85 2 SAFE X FF 90 1-1 28 G3 1-H 2-H 2B	C CH 82 S CU 77 S CU 77 0-3 ③ K		B SL 83 F SI 91 C CH 84 B CH 83 X SL 85 2-2 ① P5	C SI 92 D SI 89 X SI 93 1-1 2-H 3-H HR			5	2	3	5	0	1	2
28 Daniel Murphy, L (1, 5) OBP: 0.351, SLG: 0.446	X FC 89 0-0 2-H 1B		C FF 92 F CH 84 X FF 93 0-2 ② G3 2-3		B CU 74 B FC 85 C FF 91 X FF 89 2-1 HR	B SI 92 C SL 84 B CH 83 X SL 86 2-1 ② G6-3	B SI 93 B SI 93 F SI 93 X FF 93 2-1 44 FC6-4 1B			5	1	3	2	0	0	1
44 Jason Bay, R (1, 7) OBP: 0.324, SLG: 0.335	B CH 82 B FC 89 S CH 83 S FC 89 C FF 94 2-3 ③ K		B FF 92 D CU 76 F FF 93 B FF 93 B CH 83 4-1 BB		X FF 90 0-0 6 S 6 3B 1B	C SI 92 X SI 92 0-1 1B	B CU 78 X SI 92 1-0 ③ FC6-4 1-2f			4	1	2	0	1	1	2
9 Ronny Paulino, R (1, 2) OBP: 0.343, SLG: 0.386		C FF 91 F FC 88 F FF 92 X CH 84 0-2 ① G6-3	F FC 90 B FF 90 S CU 78 1 SAFE B FF 94 X CH 85 2-2 ③ F9		1 SAFE S CH 83 F FF 90 X FF 90 0-2 ① F8	B CH 84 B SI 93 S SI 92 B SI 93 S SI 92 S SI 92 3-3 ③ K		C FF 89 X FF 89 0-1 ① P4		5	0	0	0	0	1	4
6 Nick Evans, R (1, 3) OBP: 0.300, SLG: 0.333		F CH 84 X FF 93 0-1 ② P3		C FF 90 B FF 90 B CU 75 B FF 91 B CH 83 4-1 49 SH2-4 16 SF7 11 1B BB	B CH 81 C FC 87 X FC 87 1-1 11 1B 1-H 3B		C SI 89 F FF 87 X CU 78 0-2 ① F8	C FF 89 B CH 85 B FF 90 F FF 90 B SL 85 S SL 84 3-3 ② K		4	2	1	1	1	1	0
11 Rubén Tejada, R (1, 6) OBP: 0.346, SLG: 0.284		C FF 90 B FF 90 X CH 84 1-1 ③ L8		F FF 91 F FF 91 X FF 88 0-2 49 SH2-4 1-2 1B	X SI 92 0-0 16 1B 3-H 1B		X SI 93 0-0 ② G6-3	S SL 83 X FF 90 0-1 ③ F9		5	0	2	1	0	0	0
49 Jonathon Niese, L (1, 1) OBP: 0.150, SLG: 0.135 21 Lucas Duda, L (7, PH) OBP: 0.296, SLG: 0.367 39 Bobby Parnell, R (8, 1) 46 Manny Acosta, R (9, 1)			C FF 90 B FC 86 B FF 90 S FF 92 B FF 92 F FF 92 B FF 94 4-2 2 1B 12 2B BB	X CH 82 0-0 ① SH2-4 1-2 2-3	1 SAFE C SI 91 C SI 91 B SI 91 C SI 92 1-3 ② K		B FF 87 S SI 89 B SI 92 S FF 87 X SI 94 2-2 2 1B 2B			1 1 0 0	1 1 0 0	0 1 0 0	0 0 0 0	1 0 0 0	1 0 0 0	1 0 0 0
Inning Stats	R: 1 E: 0 K: 1 S: 12 H: 2 LOB: 1 BB: 0 P: 14	R: 0 E: 0 K: 0 S: 8 H: 0 LOB: 0 BB: 0 P: 9	R: 2 E: 0 K: 1 S: 17 H: 2 LOB: 2 BB: 2 P: 31	R: 1 E: 0 K: 1 S: 10 H: 1 LOB: 2 BB: 2 P: 18	R: 3 E: 0 K: 1 S: 14 H: 5 LOB: 2 BB: 0 P: 18	R: 0 E: 0 K: 1 S: 10 H: 1 LOB: 1 BB: 0 P: 17	R: 4 E: 0 K: 0 S: 14 H: 4 LOB: 1 BB: 1 P: 25	R: 0 E: 0 K: 1 S: 7 H: 0 LOB: 0 BB: 0 P: 10		1B: 9 2B: 3 3B: 1 HR: 2 SF: 1 SAC: 1 DP: 0 HBP: 0				WP: 0 PB: 0 SB: 1 CS: 0 PA: 44		

PITCHER		IP	WLS	BF	H	R	ER	SO	BB	IBB	HBP	BLK	WP	HR	S	P	ERA	WHIP
35 Cole Hamels, L ERA: 2.71	(1, 1)	4.1	L	25	8	7	7	3	4	0	0	0	0	1	55	83	14.54	2.769
57 David Herndon, R ERA: 4.85	(5, 1)	1.2		8	3	0	0	2	0	0	0	0	0	0	16	24	0.00	1.800
55 Danys Baez, R ERA: 6.25	(7, 1)	1.0		8	4	4	4	0	1	0	0	0	0	1	14	25	36.00	5.000
48 Drew Carpenter, R ERA: 6.23	(8, 1)	1.0		3	0	0	0	1	0	0	0	0	0	0	7	10	0.00	0.000

PITCHER	IP	WLS	BF	H	R	ER	SO	BB	IBB	HBP	BLK	WP	HR	S	P	ERA	WHIP

BOTTOM

Philadelphia Phillies @ New York Mets

Citi Field, Flushing, NY

Sat Jul 16 2011, 4:14 PM - 6:50 PM EDT

Att. 41,166 - Partly Cloudy - 85 F

livebaseballscorecards.com

AB	37
R	11
H	15
RBI	11
BB	5
SO	6
LOB	13

Philadelphia Phillies @ New York Mets

Citi Field, Flushing, NY

Sun Jul 17 2011, 1:13 PM - 4:43 PM EDT

Att. 34,695 - Sunny - 86 F

livebaseballscorecards.com

Batter	1	2	3	4	5	6	7	8	9	AB	R	H	RBI	BB	SO	LOB
11 Jimmy Rollins, S (1, 6) OBP: 0.341, SLG: 0.382	C SI 93 X CU 76 0-1 F7 ①	S CU 77 X CU 78 0-1 F9 ③			C FF 93 B SI 94 F FF 94 X FF 88 1-2 7 HR 1-2 1B		C FC 86 X SL 74 0-1 2-3 1B	B CU 77 X SI 92 1-0 1-3 2-H 3-H 1B		5	1	3	2	0	0	2
7 Michael Martinez, S (1, 5) OBP: 0.257, SLG: 0.301	C FF 93 B FS 86 B FF 93 X FF 92 2-1 G4-3 ②		S FS 84 C FF 92 B CU 76 B FS 85 B FF 93 F SI 93 X FF 93 3-2 G3 ①		B FF 93 B SL 85 X FF 93 2-0 1-H 2-H HR		1 SAFE C SL 81 X SL 81 0-1 SF7 ② 3-H	T SI 93 C CU 80 B CU 80 B CU 80 B CU 79 S FF 94 3-3 K ③		4	1	1	4	0	1	2
26 Chase Utley, L (1, 4) OBP: 0.364, SLG: 0.423	B FF 95 B FF 93 C SI 93 C FS 86 B FS 87 F FF 94 B SL 86 4-2 6 S 6 1B BB		X FF 94 0-0 F8 ②		C SI 94 B CU 73 X CU 76 1-1 G1-3 ②		1 SAFE F FF 88 F FF 87 B FF 87 F FF 88 1 SAFE 1 SAFE X SL 80 1-2 F9 ③		C FF 90 X FF 92 0-1 G4-3 ①	4	1	0	0	1	0	1
6 Ryan Howard, L (1, 3) OBP: 0.349, SLG: 0.463	D SL 86 B FS 86 X FS 87 2-0 1-H 1B		C SL 85 B SL 85 S SI 93 X FF 94 1-2 G4-3 ③		B SL 84 B SL 85 S FF 96 S FF 93 X FF 94 2-2 F8 ③			C SI 90 B SL 86 B SL 85 F SI 90 X KC 80 2-2 E7 23 BB 9 BB 7 BB	B FF 91 C FF 92 B SI 86 B FC 91 B FF 92 4-1 29 1B BB	4	1	1	1	1	0	0
29 Raul Ibanez, L (1, 7) OBP: 0.293, SLG: 0.426	X SI 92 0-0 G1-3 ③			C SI 91 F FF 91 B FS 86 B FS 84 S SL 86 2-3 K ①		C FF 89 F SL 77 B FF 89 B SL 76 X SL 78 2-2 15 G6-4-3 1B		B SI 90 B SI 91 F FF 94 F CH 87 B KC 80 X KC 78 3-2 P3 ①	C FF 90 F CU 78 B FF 89 X CU 78 1-2 1-2 1B	5	0	2	0	0	1	2
9 Domonic Brown, L (1, 9) OBP: 0.322, SLG: 0.390		S FF 91 B FF 91 F CU 74 X FS 85 1-2 G3-1 ①		C SI 93 B FF 91 C FS 84 C SL 86 1-3 K ②		B SI 90 B FC 86 F FC 86 B FC 86 F FC 85 1 SAFE F FC 86 1 SAFE X SL 77 3-2 P4 ①		B FF 92 B SI 90 B FF 93 B FF 93 4-0 7 BB 23 BB 11 1B 1-2 BB	B FC 90 C FC 90 F SI 85 S FC 91 1-3 K ②	4	1	0	0	1	2	3
15 John Mayberry Jr., R (1, 8) OBP: 0.311, SLG: 0.419		B SI 93 B SL 86 X FF 93 2-0 G5-3 ②		C SL 86 F FF 92 B SL 87 F FF 93 F SL 86 X FF 94 1-2 F8 ③		B SI 89 1 SAFE C FC 86 X SI 89 1-1 G6-4-3 ② ③ 1-2f		C KC 80 B SI 90 F SI 90 B SI 91 B KC 82 X KC 80 3-2 P3 ②	C FF 91 C FF 91 C CU 78 0-3 K ③	5	0	0	0	0	1	5
23 Brian Schneider, L (1, 2) OBP: 0.243, SLG: 0.308 51 Carlos Ruiz, R (8, 2) OBP: 0.366, SLG: 0.363		C SI 94 B CU 76 B CU 75 B FS 85 X FF 93 3-1 38 1B 1B			B FS 82 S FF 92 F SL 83 B SL 86 X SL 87 2-2 G6-3 ①		F FF 88 F FC 87 F FF 90 B CU 76 X FC 87 1-2 11 1B 38 SH2-4 7 SF7 1B	S SI 89 B KC 81 S KC 79 F FF 94 B KC 79 B KC 81 B KC 82 4-2 7 BB 11 1B 1-2 2-3 BB		3	2	2	0	1	0	0
38 Kyle Kendrick, R (1, 1) OBP: 0.286, SLG: 0.231 7 Ross Gload, L (8, PH) OBP: 0.292, SLG: 0.302 53 Juan Pablo Perez, R (8, 1) 46 Ryan Madson, L (8, 1) 37 Antonio Bastardo, R (8, 1)		C FF 94 B SL 86 B FF 93 X SI 93 2-1 1-2 1B			B SI 93 F FF 93 X SL 83 1-1 11 1B 7 HR 1B		X FC 87 0-0 SH2-4 ① 1-2	B SI 89 B CH 87 B FF 94 C FF 93 B FF 93 4-1 11 1B 1-2 2-3 3-H BB		2 0 0 0 0	1 0 0 0 0	2 0 0 0 0	0 1 0 0 0	0 1 0 0 0	0 0 0 0 0	0 0 0 0 0

	AB	36
	R	8
	H	11
	RBI	8
	BB	5
	SO	5
	LOB	15

Inning Stats	1	2	3	4	5	6	7	8	9	1B: 10	SF: 1	WP: 0	PA: 43
R:	1	0	0	0	3	0	1	3	0	2B: 0	SAC: 1	PB: 0	
E:	0	0	0	0	0	0	0	1	0	3B: 0	DP: 1	SB: 1	
K:	0	0	0	2	0	0	0	1	2	HR: 1	HBP: 0	CS: 0	
S:	9	10	8	11	14	9	13	17	12				
H:	1	2	0	0	3	1	2	1	1				
LOB:	1	2	0	0	0	0	1	2	1				
BB:	1	0	0	0	0	0	0	3	1				
P:	17	18	12	15	23	15	15	41	18				

PITCHER		IP	WLS	BF	H	R	ER	SO	BB	IBB	HBP	BLK	WP	HR	S	P	ERA	WHIP
34 Mike Pelfrey, R ERA: 4.67	(1, 1)	5.0	L	22	6	4	4	2	1	0	0	0	0	1	52	85	7.20	1.400
77 D.J. Carrasco, R ERA: 5.06	(6, 1)	1.1		6	3	1	1	0	0	0	0	0	0	0	16	23	6.75	2.250
40 Tim Byrdak, L ERA: 3.7	(7, 1)	0.2		2	0	0	0	0	0	0	0	0	0	0	6	7	0.00	0.000
27 Pedro Beato, R ERA: 3.32	(8, 1)	0.2		6	0	3	0	0	3	0	0	0	0	0	13	33	0.00	4.500
18 Ryota Igarashi, R ERA: 4.38	(8, 1)	0.1		2	1	0	0	1	0	0	0	0	0	0	4	8	0.00	3.000

PITCHER		IP	WLS	BF	H	R	ER	SO	BB	IBB	HBP	BLK	WP	HR	S	P	ERA	WHIP
45 Jason Isringhausen, R ERA: 3.03	(9, 1)	1.0		5	1	0	0	2	1	0	0	0	0	0	12	18	0.00	2.000

Batter	1	2	3	4	5	6	7	8	9	AB	R	H	RBI	BB	SO	LOB
16 Ángel Pagán, S (1, 8) OBP: 0.323, SLG: 0.347	B SI 88 X SI 88 1-0 ① G3		B SI 89 B CH 81 B SI 90 B SI 89 4-0 2 G4-6-3 BB		X SI 90 0-0 ① F7		C SI 89 B SI 90 F FC 87 B FC 88 F FC 87 X SI 92 2-2 ② L8	X FF 93 0-0 1-2 2-3 3-H 1B		4	0	1	1	1	0	2
2 Justin Turner, R (1, 4) OBP: 0.328, SLG: 0.357 45 Jason Isringhausen, R (9, 1)	B SI 89 C SI 89 B FC 87 C SI 89 F FC 88 X SI 90 2-2 ② G6-3		X SI 91 0-0 ① ② G4-6-3 1-2f		C SI 90 X SI 90 0-1 ② G1-3 1-2		C FC 86 C SI 91 X SI 92 0-2 ③ FC6-4 1-2f	B FF 93 S FF 94 C FF 94 B SL 84 S FF 94 2-3 ③ K		5 0	0 0	0 0	0 0	0 0	1 0	6 0
22 Willie Harris, L (1, 9) OBP: 0.362, SLG: 0.344	B SI 90 F CH 83 X CH 83 1-1 28 1B 1B		B SI 90 C SI 90 X FC 88 1-1 2B		C FC 86 B SI 90 B FC 88 C SI 90 F SI 92 B SI 91 F SI 90 X SI 91 3-2 ③ F9			B SI 94 F SI 94 B SL 82 B SL 82 B SI 95 4-1 44 BB 28 BB 21 G4-6-3 BB	C FF 92 B FF 92 B SL 85 B FF 93 C FF 93 F FF 94 X FF 94 3-2 ① G4-3	4	1	2	0	1	0	1
28 Daniel Murphy, L (1, 5) OBP: 0.358, SLG: 0.451 (9, 4)	C SI 89 B FC 88 X FC 87 1-1 44 FC6-4 1-3 1B		B SI 90 D CH 84 B FC 87 B SI 90 4-0 44 FC6-4 BB			B SI 89 X CH 81 1-0 ① F9		B SL 82 C SI 95 D SL 82 B SI 94 C SI 95 B SI 95 4-2 21 G4-6-3 9 1B 44 BB 1-2 BB	B FF 94 S FF 93 B FF 93 B FF 93 C FF 93 F FF 94 F FF 94 F FF 95 X FF 94 3-2 21 3B 2B	3	2	2	0	2	0	0
44 Jason Bay, R (1, 7) OBP: 0.322, SLG: 0.329	C SI 91 B SI 90 C SI 91 X SI 91 1-2 ③ FC6-4 1-2f		B FC 88 F SI 91 F SI 92 D CH 85 X SI 91 2-2 ③ FC6-4 1-2f			B SI 90 S CH 81 C SI 90 B SL 80 X SI 91 2-2 ② F9		B SL 82 B SI 95 B SI 95 B SI 94 4-0 21 G4-6-3 1-2 2-3 BB	S FF 94 F FF 93 F SL 87 X FF 94 0-2 ② P3	4	0	0	0	1	0	5
21 Lucas Duda, L (1, 3) OBP: 0.301, SLG: 0.398		C SI 90 S FC 89 B FC 89 X FC 88 1-2 11 G6-3 2B		C SI 88 X SI 89 0-1 ① F7		F FC 88 B CH 82 B CH 82 F SI 89 X SI 90 2-2 ③ P5		C FF 93 C FF 93 F CH 83 X CH 85 0-2 ① ② G4-6-3 1-2f 2-3 3-H	B CH 86 F FF 93 S CH 87 X CH 86 1-2 2-H 3B	5	0	2	1	0	0	2
9 Ronny Paulino, R (1, 2) OBP: 0.345, SLG: 0.394		X SI 91 0-0 ① G6-3		X SI 90 0-0 ② G1-3			X SI 89 0-0 12 1B 2B	F FF 95 F FF 95 D CH 84 X FC 92 1-2 6 BB 11 HBP 16 1B 3-H 1B	B SL 85 X FF 93 1-0 ③ G5-3	5	2	2	1	0	0	2
11 Rubén Tejada, R (1, 6) OBP: 0.344, SLG: 0.279		C SI 92 B SI 91 B FC 88 B SI 91 X SI 91 3-1 ② G6-3 2-3		B SI 89 C SI 90 B FC 87 C SI 89 F SI 90 X SL 80 2-2 ③ F8			F SI 89 B SI 89 X FC 88 1-1 ① P4	B FF 95 S CH 85 S CH 85 F CH 85 D CH 84 H FF 94 3-2 16 1B 6 BB 1-2 HBP		3	0	0	0	0	0	2
34 Mike Pelfrey, R OBP: 0.000, SLG: 0.000 (1, 1) 20 Jason Pridie, L OBP: 0.400, SLG: 0.556 (S, PH) 77 D.J. Carrasco, R (6, 1) 40 Tim Byrdak, L (7, 1) 12 Scott Hairston, R (7, PH) 27 Pedro Beato, R (8, 1) 18 Ryota Igarashi, R (8, 1) 6 Nick Evans, R (8, PH) OBP: 0.333, SLG: 0.333 (9, 5)		X SI 92 0-0 ③ G1-3			F SI 89 B SI 89 S FC 87 B SI 89 F SI 90 F FC 89 F SI 90 F CH 83 F FC 88 4-2 2 G1-3 BB		C FC 88 B SI 90 C SI 91 B FC 89 F CH 83 X SI 91 2-2 2 FC6-4 2-H 1B	B FF 93 C FF 93 B CH 86 F FF 94 F FF 94 B FF 95 B CH 85 4-2 16 1B 1-2 2-3 BB		1 0 0 0 0 1 0 0 0	0 0 0 0 0 0 0 0 0	0 0 0 0 1 0 0 0 0	0 0 0 0 0 0 0 0 1	0 0 0 0 0 0 0 0 0	1 0 0 0 0 0 0 0 0
Inning Stats	R: 0 E: 0 K: 0 S: 12 H: 2 LOB: 2 BB: 0 P: 18	R: 0 E: 0 K: 0 S: 7 H: 1 LOB: 1 BB: 0 P: 11	R: 0 E: 0 K: 0 S: 6 H: 1 LOB: 2 BB: 2 P: 17	R: 0 E: 0 K: 0 S: 7 H: 0 LOB: 0 BB: 0 P: 9	R: 0 E: 0 K: 0 S: 16 H: 0 LOB: 1 BB: 1 P: 23	R: 0 E: 0 K: 0 S: 7 H: 0 LOB: 0 BB: 0 P: 12	R: 1 E: 0 K: 0 S: 14 H: 2 LOB: 1 BB: 0 P: 19	R: 3 E: 0 K: 1 S: 20 H: 2 LOB: 3 BB: 4 P: 42	R: 1 E: 0 K: 0 S: 18 H: 2 LOB: 1 BB: 0 P: 26	1B: 5 2B: 4 3B: 1 HR: 0 SF: 0 SAC: 0 DP: 2 HBP: 1						

PITCHER		IP	WLS	BF	H	R	ER	SO	BB	IBB	HBP	BLK	WP	HR	S	P	ERA	WHIP
38 Kyle Kendrick, R ERA: 3.34	(1, 1)	7.0	W	29	6	1	1	0	3	0	0	0	0	0	69	109	1.29	1.286
53 Juan Pablo Perez, L ERA: 4.5	(8, 1)	0.0		3	0	3	3	0	3	0	0	0	0	0	3	15	∞	∞
46 Ryan Madson, R ERA: 2.2	(8, 1)	0.2		5	2	0	0	0	1	0	1	0	0	0	14	22	0.00	4.500
37 Antonio Bastardo, L ERA: 1.02	(8, 1)	1.1	S	6	2	1	1	1	0	0	0	0	0	0	21	31	6.75	1.500

PITCHER	IP	WLS	BF	H	R	ER	SO	BB	IBB	HBP	BLK	WP	HR	S	P	ERA	WHIP

BOTTOM

Philadelphia Phillies @ New York Mets

Citi Field, Flushing, NY

Sun Jul 17 2011, 1:13 PM - 4:43 PM EDT

Att. 34,695 - Sunny - 86 F

livebaseballscorecards.com

AB	35
R	5
H	10
RBI	4
BB	7
SO	1
LOB	21

WP: 0 PA: 43
PB: 0
SB: 0
CS: 0

Batter	1	2	3	4	5	6	7	8	9	AB	R	H	RBI	BB	SO	LOB
11 Jimmy Rollins, S (1, 6) OBP: 0.340, SLG: 0.389	B SI 86 C SL 79 B SI 89 X SI 88 2-1 ① F7			B CH 81 X CH 82 1-0 HR		B SI 86 B SI 86 C CU 76 X FF 88 2-1 ① F7		X FF 96 0-0 ① L8		4	1	1	1	0	0	0
7 Michael Martinez, S (1, 5) OBP: 0.257, SLG: 0.299	F FF 88 B CH 84 F SI 84 X SI 85 1-2 ② G1-3			B FF 87 C CH 82 F SI 89 X SL 82 1-2 ① F8		C SL 78 X FF 89 0-1 26 HBP 1B		C FF 96 B SI 97 C FF 96 F FF 97 S FS 86 1-3 ② K2-3		4	0	1	0	0	1	0
26 Chase Utley, L (1, 4) OBP: 0.362, SLG: 0.415	C FF 89 B SL 81 B CH 83 C SL 81 X FF 90 2-2 ③ F7			C SI 88 B SL 81 X SI 90 1-1 ② F8		C SL 79 F CH 82 F SL 80 1 SAFE H SI 88 1-2 HBP		B SL 87 B FF 98 F FF 96 X FF 97 2-1 ③ F7		3	0	0	0	0	0	0
6 Ryan Howard, L (1, 3) OBP: 0.345, SLG: 0.458		B FF 88 B SL 79 X SI 88 2-0 ① G3		C SI 89 B SL 80 X CH 84 1-1 E4		B SL 79 B SL 78 F CH 82 F SL 80 F SL 81 B SI 89 X SI 89 3-2 ② F8			C FF 93 B FF 92 S SL 85 S SL 84 1-3 ① K	4	0	0	0	0	1	2
29 Raul Ibanez, L (1, 7) OBP: 0.290, SLG: 0.421		B FF 88 B FF 88 X SL 79 2-0 ② G3		X CH 83 0-0 ③ P4		C FF 88 S FF 88 S FF 89 0-3 ③ K			B FF 93 C FF 92 B SL 84 X SL 84 2-1 ② G4-3	4	0	0	0	0	1	3
51 Carlos Ruiz, R (1, 2) OBP: 0.368, SLG: 0.362		S SL 79 B SL 82 F SL 81 X FF 88 1-2 ③ G3			B FF 85 C FF 86 F SI 86 S SI 88 1-3 ① K		B SL 78 B SL 77 X SI 84 2-0 9 G4-6-3 1B		B FF 91 B FF 92 C SL 87 C SL 85 B SL 84 F SL 83 B SL 85 4-2 9 BB BB	3	0	1	0	1	1	0
9 Domonic Brown, L (1, 9) OBP: 0.320, SLG: 0.382			F FF 86 C SL 78 F SL 81 X SI 90 0-2 ① F8		B SL 77 B FF 84 X SI 86 2-0 ② G4-3		B CH 83 X SL 78 1-0 ① ② G4-6-3 1-2f		B FF 92 B FF 91 S SL 83 B SL 83 B FF 91 4-1 1-2 BB	3	0	0	0	1	0	1
15 John Mayberry Jr., R (1, 8) OBP: 0.316, SLG: 0.429			B SL 80 C SI 88 B SI 88 X CH 83 2-1 ② F7		C FF 87 T CH 82 X SL 82 0-2 2B		C SL 78 X FF 89 0-1 1B		C FF 93 B SL 87 S SL 84 F SL 83 B SL 84 F SL 83 B SL 84 F SL 83 S SL 84 3-3 ③ K	4	0	2	0	0	1	2
34 Roy Halladay, R (1, 1) OBP: 0.087, SLG: 0.067			C FF 88 X SI 87 0-1 ③ G4-3		T SL 80 S SL 81 S SL 81 0-3 ③ K		B FF 90 X CH 81 1-0 ③ G4-3			2	0	0	0	0	1	1
48 Drew Carpenter, R (5, 1)										0	0	0	0	0	0	0
5 Pete Orr, L (7, PH) OBP: 0.304, SLG: 0.286										0	0	0	0	0	0	0
10 Ben Francisco, R (7, PH) OBP: 0.332, SLG: 0.361										1	0	0	0	0	0	1
57 David Herndon, R (7, 1)										0	0	0	0	0	0	0
Inning Stats	R: 0 E: 0 K: 0 S: 8 H: 0 LOB: 0 BB: 0 P: 13	R: 0 E: 0 K: 0 S: 5 H: 0 LOB: 0 BB: 0 P: 10	R: 0 E: 0 K: 0 S: 8 H: 0 LOB: 0 BB: 0 P: 10	R: 1 E: 1 K: 0 S: 9 H: 1 LOB: 1 BB: 0 P: 13	R: 0 E: 0 K: 2 S: 10 H: 1 LOB: 1 BB: 0 P: 13	R: 0 E: 0 K: 1 S: 14 H: 1 LOB: 2 BB: 0 P: 20	R: 0 E: 0 K: 0 S: 5 H: 2 LOB: 1 BB: 0 P: 9	R: 0 E: 0 K: 1 S: 7 H: 0 LOB: 0 BB: 0 P: 10	R: 0 E: 0 K: 2 S: 15 H: 0 LOB: 2 BB: 2 P: 29	1B: 3 2B: 1 3B: 0 HR: 1 SF: 0 SAC: 0 DP: 1 HBP: 1						

PITCHER		IP	WLS	BF	H	R	ER	SO	BB	IBB	HBP	BLK	WP	HR	S	P	ERA	WHIP
50 Rodrigo Lopez, R ERA: 3.55	(1, 1)	6.2	W	26	5	1	1	3	0	0	1	0	0	1	58	86	1.35	0.750
40 James Russell, L ERA: 4.18	(7, 1)	0.1		1	0	0	0	0	0	0	0	0	0	0	1	2	0.00	0.000
29 Jeff Samardzija, R ERA: 3.33	(8, 1)	1.0		3	0	0	0	1	0	0	0	0	0	0	7	10	0.00	0.000
49 Carlos Marmol, R ERA: 3.71	(9, 1)	1.0		5	0	0	0	2	2	0	0	0	0	0	15	29	0.00	2.000

PITCHER	IP	WLS	BF	H	R	ER	SO	BB	IBB	HBP	BLK	WP	HR	S	P	ERA	WHIP

TOP

Philadelphia Phillies @ Chicago Cubs

Wrigley Field, Chicago, IL

Mon Jul 18 2011, 7:07 PM - 9:49 PM CDT

Att. 38,183 - Partly Cloudy - 91 F

livebaseballscorecards.com

AB	32
R	1
H	5
RBI	1
BB	2
SO	6
LOB	10

WP: 0 PA: 35
PB: 0
SB: 0
CS: 0

BOTTOM

Philadelphia Phillies @ Chicago Cubs

Wrigley Field, Chicago, IL

Mon Jul 18 2011, 7:07 PM - 9:49 PM CDT

Att. 38,183 - Partly Cloudy - 91 F

livebaseballscorecards.com

Batter	1	2	3	4	5	6	7	8	9	AB	R	H	RBI	BB	SO	LOB
1 Kosuke Fukudome, L (1, 9) OBP: 0.373, SLG: 0.365	B FC 89 B FC 90 C FC 91 F FC 92 X FC 91 2-2 G4-3 ①		C CU 76 S SI 91 B SI 92 F CH 83 F FC 90 B FC 92 F FC 91 D CH 84 B FC 92 4-2 16 SF9 13 1B 22 1B 1-2 BB	X FC 88 0-0 F9 ③		F SI 90 F SL 83 F SI 90 B FF 90 X SL 85 1-2 3-H 2B		C SI 92 B CH 84 C SI 92 F SI 92 B SI 92 B SI 92 F SI 91 X SI 92 3-2 F8 ②		4	1	1	1	1	0	1
13 Starlin Castro, R (1, 6) OBP: 0.333, SLG: 0.421	B CH 83 C FC 91 F SI 93 X FC 91 1-2 G4-3 ②		C CU 76 B SI 92 C CU 77 X CH 82 1-2 22 1B 1-2 2-3 1B		B FC 87 F SI 88 B SI 89 F SI 90 X FC 90 2-2 24 CS 22 S 1B	X SI 91 0-0 L6 ②		B SI 92 F CH 83 F SI 92 B SI 93 F SL 80 X CH 85 2-2 G5-3 ③		5	0	2	0	0	0	1
16 Aramis Ramirez, R (1, 5) OBP: 0.345, SLG: 0.511	X SI 93 0-0 HR		B FC 92 B CH 83 S CH 83 F FC 91 F CU 77 B FC 91 F FC 91 F CH 83 X FC 92 3-2 SF9 ① 2-3 3-H		F SI 90 1 SAFE B CH 86 1 SAFE X SL 82 1-1 F8 ①	F FF 90 B SI 91 F SI 90 S FA 87 1-3 K ③				3	1	1	2	0	1	2
22 Carlos Pena, L (1, 3) OBP: 0.337, SLG: 0.457	X FC 92 0-0 1B		S CH 80 X CH 82 0-1 1-2 3-H 1B		C FF 90 B SL 84 S CH 85 B SL 86 B CH 87 B SI 91 4-2 24 1B 1-2 BB		B SI 92 B SI 92 C SI 92 B SI 94 X SI 91 3-1 HR			3	1	3	2	1	0	0
24 Marlon Byrd, R (1, 8) OBP: 0.350, SLG: 0.422	B SI 92 X FC 91 1-0 F8 ③		C CU 75 X FC 90 0-1 F7 ②		B FF 90 C SL 84 X CH 86 1-1 12 FC4 1-2 2-3 1B ②		B SI 91 X SI 91 1-0 2B			4	0	2	0	0	0	3
12 Alfonso Soriano, R (1, 7) OBP: 0.298, SLG: 0.456 29 Jeff Samardzija, R (8, 1) 49 Carlos Marmol, R (9, 1)		F SI 91 X SI 91 0-1 P5 ①	C FC 91 S CH 82 B CU 76 X SI 91 1-2 F8 ③		X SI 91 0-0 FC4 ③ 1-2f		B SI 93 S SI 92 F SI 92 C SL 80 1-3 K ①			4 0 0	0 0 0	0 0 0	0 0 0	1 0 0	5 0 0	
55 Koyie Hill, S (1, 2) OBP: 0.275, SLG: 0.326		F FC 91 C CU 76 S CH 84 0-3 K ②		C CU 72 F SI 90 B CU 74 X FC 90 1-2 F8 ①		B FF 89 C CH 85 B SL 84 B SI 88 B CH 84 4-1 15 S 15 2B BB	C SI 93 B SL 79 C SI 93 T CH 84 1-2 K ②			3	1	0	0	1	2	1
15 Darwin Barney, R (1, 4) OBP: 0.328, SLG: 0.367		X FC 91 0-0 F9 ③		C CU 73 B SI 89 B CH 80 F CH 79 F FC 90 X SI 89 2-2 50 SH3 1B		F SI 90 B SI 90 X CH 85 1-1 50 SH3-4 1 2B 1-H 2B	X SI 93 0-0 F8 ③			4	1	2	1	0	0	1
50 Rodrigo Lopez, R (1, 1) OBP: 0.111, SLG: 0.111 40 James Russell, L (7, 1) OBP: 0.125, SLG: 0.125 1 Tony Campana, L (8, 7) OBP: 0.298, SLG: 0.288			X FC 91 0-0 13 1B 1 BB 16 SF9 1B	X FC 88 0-0 SH3 ② 1-2		L SL 82 X FF 90 0-1 SH3-4 ① 2-3		X SI 92 0-0 F7 ①		1 0 1	1 0 0	1 0 0	0 0 0	0 0 0	0 0 0	0 0 0
Inning Stats	R: 1 E: 0 K: 0 S: 9 H: 2 LOB: 1 BB: 0 P: 13	R: 0 E: 0 K: 1 S: 6 H: 0 LOB: 0 BB: 0 P: 6	R: 2 E: 0 K: 0 S: 22 H: 3 LOB: 2 BB: 1 P: 31	R: 0 E: 0 K: 0 S: 9 H: 1 LOB: 1 BB: 0 P: 12	R: 0 E: 0 K: 0 S: 10 H: 2 LOB: 2 BB: 1 P: 18	R: 2 E: 0 K: 1 S: 13 H: 2 LOB: 1 BB: 1 P: 20	R: 1 E: 0 K: 2 S: 10 H: 2 LOB: 1 BB: 0 P: 16	R: 0 E: 0 K: 0 S: 10 H: 0 LOB: 0 BB: 0 P: 15		1B: 7 2B: 3 3B: 0 HR: 2 SF: 1 SAC: 2 DP: 0 HBP: 0			WP: 0 PB: 0 SB: 2 CS: 1 PA: 38		

	AB	32
	R	6
	H	12
	RBI	6
	BB	3
	SO	4
	LOB	14

PITCHER	IP	WLS	BF	H	R	ER	SO	BB	IBB	HBP	BLK	WP	HR	S	P	ERA	WHIP
34 Roy Halladay, R (1, 1) ERA: 2.57	4.0	L	20	7	3	3	1	1	0	0	0	0	1	49	67	6.75	2.000
48 Drew Carpenter, R (5, 1) ERA: 7.11	2.0		10	3	2	2	1	2	0	0	0	0	0	20	33	9.00	2.500
57 David Herndon, R (7, 1) ERA: 4.83	2.0		8	2	1	1	2	0	0	0	0	0	1	20	31	4.50	1.000

PITCHER	IP	WLS	BF	H	R	ER	SO	BB	IBB	HBP	BLK	WP	HR	S	P	ERA	WHIP

Philadelphia Phillies @ Chicago Cubs

Wrigley Field, Chicago, IL

Tue Jul 19 2011, 7:08 PM - 10:22 PM CDT

Att. 38,857 - Partly Cloudy - 80 F

TOP

livebaseballscorecards.com

Batter	1	2	3	4	5	6	7	8	9	AB	R	H	RBI	BB	SO	LOB
11 Jimmy Rollins, S (1, 6) OBP: 0.340, SLG: 0.389	C FF 91 X SI 92 0-1 ① P6		C FF 93 B CU 76 S FF 93 X CU 76 1-2 ② L9			C CU 72 C SI 93 X SL 83 0-2 ① P4		B CU 71 F FF 92 C CH 84 X CU 75 1-2 7 1B; 26 2B 1B	C SL 86 B CU 77 B CU 76 C SL 86 X CU 76 2-2 1-2 7 2B 1B	5	2	2	0	0	0	0
7 Michael Martinez, S (1, 5) OBP: 0.273, SLG: 0.317	X FF 92 0-0 ② G3		C CH 85 B CU 74 T FF 94 B SI 94 F FF 93 B SL 84 S SL 84 3-3 ③ K			B FF 92 B SI 91 B CH 85 B FF 91 4-0 26 E; 26 S BB		F SL 86 X CU 77 0-1 1-2 26 2B 1B	S SL 85 X SL 85 0-1 ③ 1-H 2-H 2B	4	1	2	2	1	1	0
26 Chase Utley, L (1, 4) OBP: 0.360, SLG: 0.417	B FF 92 B CH 85 S CH 84 F FF 93 F SI 94 X CU 75 2-2 ③ P4			C CU 73 C SL 84 B SI 94 F FF 93 B FF 92 B SL 85 X FF 92 3-2 ① F7		C SL 83 S CU 74 B FF 94 S SL 86 1-3 ② K		C CU 78 B SL 88 X SL 88 1-1 6 S; 8 FC6-2 1-H 2-H 2B		4	0	1	2	0	1	1
6 Ryan Howard, L (1, 3) OBP: 0.342, SLG: 0.453		C CU 70 F CU 72 S SL 84 0-3 ① K		B FF 92 T FF 93 F SI 93 X SI 94 1-2 ② G4-3		B FF 94 S CH 86 B CU 76 B FF 94 F FF 95 S SL 85 3-3 ③ K		S CU 79 B CU 80 C SI 93 S CU 78 1-3 ① K 2-3		4	0	0	0	0	3	2
8 Shane Victorino, S (1, 8) OBP: 0.371, SLG: 0.517		B FF 92 B CH 85 F FF 92 X CH 86 2-1 ② F8		C CH 86 X FF 95 0-1 ③ P6			B FF 93 C FF 94 B CU 74 T SI 94 B SL 86 X FF 95 3-2 ① G1-3	C SL 88 B FF 91 X SL 88 1-1 ② FC6-2 3-H		4	0	0	0	0	0	1
29 Raul Ibanez, L (1, 7) OBP: 0.290, SLG: 0.418		C FF 91 B CH 84 S CU 75 F FF 95 B SL 86 F SL 84 B CH 84 D SL 87 4-2 9 BB BB			C CH 84 F CU 74 X SL 83 0-2 ① G3		B CH 84 B FF 94 S SI 93 X FF 94 2-1 ② P6	T SL 88 1 SAFE B CU 79 C CU 80 1 SAFE F FF 92 1 SAFE 1 SAFE S CU 78 1-3 ③ K		3	0	0	0	1	1	1
9 Domonic Brown, L (1, 9) OBP: 0.331, SLG: 0.396 15 John Mayberry Jr., R (9, PH) OBP: 0.314, SLG: 0.426 (9, 9)		C SI 90 B CU 74 F FF 93 D CU 76 B FF 93 F FF 93 F FF 94 F SL 85 B CH 84 4-2 1-2 BB			S FF 92 C CU 74 F FF 93 X SI 93 0-2 2B		C CU 73 S SL 85 X FF 94 0-2 51 1B 1B		C CU 76 X SL 88 0-1 ① G6-3	2 1	0 0	2 0	0 0	1 0	0 0	0 0
51 Carlos Ruiz, R (1, 2) OBP: 0.366, SLG: 0.361		B SL 84 X FF 94 1-0 ③ G4-3			C SL 84 S SL 85 B FF 90 X SL 85 1-2 ② P3		F FF 94 B SI 94 C CH 86 F SL 85 X SL 85 1-2 1-2 1B		B SI 90 C SL 86 F CU 76 B FF 91 S CU 77 2-3 ② K	4	0	1	0	0	1	3
33 Cliff Lee, L (1, 1) OBP: 0.222, SLG: 0.326 7 Ross Gload, L (7, PH) OBP: 0.288, SLG: 0.297 40 Michael Stutes, R (7, 1) 10 Ben Francisco, R (9, PH) OBP: 0.335, SLG: 0.364 37 Antonio Bastardo, R (9, 1)			X FF 92 0-0 ① L6		B CU 72 B FF 93 F FF 92 F FF 92 S SL 85 2-3 ③ K		C CU 73 X SL 83 0-1 ③ F8		C CU 77 B CU 77 C CU 77 F CU 77 B CU 77 X SL 85 2-2 11 1B; 7 2B 1B	2 1 0 1 0	0 0 0 1 0	0 0 0 1 0	0 0 0 0 0	1 0 0 0 0	0 0 0 0 0	1 2 0 0 0

AB	35
R	4
H	9
RBI	4
BB	3
SO	8
LOB	11

Inning Stats	1	2	3	4	5	6	7	8	9
	R: 0 E: 0 K: 0 S: 7	H: 0 LOB: 0 BB: 0 P: 9	R: 0 E: 0 K: 1 S: 15	H: 0 LOB: 2 BB: 2 P: 26	R: 0 E: 0 K: 1 S: 8	H: 0 LOB: 0 BB: 0 P: 12	R: 0 E: 0 K: 0 S: 9	H: 0 LOB: 0 BB: 0 P: 13	R: 0 E: 0 K: 1 S: 13	H: 1 LOB: 1 BB: 0 P: 16
	R: 0 E: 0 K: 2 S: 9	H: 0 LOB: 1 BB: 1 P: 17	R: 0 E: 0 K: 0 S: 14	H: 2 LOB: 2 BB: 0 P: 20	R: 2 E: 0 K: 2 S: 16	H: 3 LOB: 1 BB: 0 P: 21	R: 2 E: 0 K: 1 S: 14	H: 3 LOB: 1 BB: 0 P: 20	1B: 6 2B: 3 3B: 0 HR: 0	SF: 0 SAC: 0 DP: 0 HBP: 0

WP: 0 PA: 38
PB: 0
SB: 2
CS: 0

PITCHER		IP	WLS	BF	H	R	ER	SO	BB	IBB	HBP	BLK	WP	HR	S	P	ERA	WHIP
22 Matt Garza, R ERA: 3.8	(1, 1)	7.0		28	4	1	1	5	3	0	0	0	0	0	78	117	1.29	1.000
45 Sean Marshall, L ERA: 3.18	(8, 1)	2.0	L	10	5	3	3	3	0	0	0	0	0	0	27	37	13.50	2.500

PITCHER		IP	WLS	BF	H	R	ER	SO	BB	IBB	HBP	BLK	WP	HR	S	P	ERA	WHIP

Batter	1	2	3	4	5	6	7	8	9	AB	R	H	RBI	BB	SO	LOB
5 Reed Johnson, R (1, 9) OBP: 0.372, SLG: 0.567	C FF 91 B FF 92 B FC 87 T FC 85 B SI 92 F SI 92 F CH 86 X CH 85 3-2 13 HR 2B	1 SAFE B SI 90 S FF 91 T FF 91 F SI 92 B CU 74 S SI 92 2-3 ② K			B SI 91 X CH 84 1-0 13 1B 2B		C FF 93 F FF 94 F SL 80 X SL 83 0-2 16 1B 1B		C FF 94 F FF 93 S SL 86 0-3 ② K	5	1	3	0	0	2	2
13 Starlin Castro, R (1, 6) OBP: 0.333, SLG: 0.429	X FC 87 0-0 2-H HR	B SI 92 F SI 92 F SI 91 B SI 93 S CH 84 2-3 ③ K			B CU 75 C SI 90 B SI 90 X FC 86 2-1 2-3 1B		1 SAFE B FF 93 1 SAFE X FF 93 1-0 ② F9		F FF 94 F SL 87 F SL 85 B FF 93 F FF 94 F FF 94 C FF 94 1-3 ③ K	5	1	2	2	0	2	3
16 Aramis Ramirez, R (1, 5) OBP: 0.346, SLG: 0.514	B SI 91 B CH 85 F SI 91 C FC 88 F SI 92 X CU 76 2-2 2B		C CU 74 F SI 91 F SI 93 B FF 92 S CH 84 1-3 ① K		X FC 86 0-0 ② P6		1 SAFE B FF 94 F SL 81 1 SAFE F FF 94 X FF 95 1-2 1-2 1B			4	0	2	0	0	1	2
3 Jeff Baker, R (1, 4) OBP: 0.315, SLG: 0.410 9 Blake DeWitt, L (7, PH) OBP: 0.280, SLG: 0.375 15 Darwin Barney, R (8, 4) OBP: 0.328, SLG: 0.367	B SI 90 F SI 91 B FF 90 X CH 86 2-1 ① L6		C SI 92 C SI 92 B SI 92 X SI 93 1-2 ② G6-3		C CU 74 F FC 87 C SI 91 0-3 ③ K		B FF 94 F FF 94 X FF 93 1-1 ③ F8			3 1 0	0 0 0	0 0 0	0 0 0	0 0 0	1 0 0	3 2 0
24 Marlon Byrd, R (1, 8) OBP: 0.344, SLG: 0.414	B SI 91 X SI 90 1-0 ② G5-3		X SI 92 0-0 ③ G5-3			X SI 90 0-0 ① F8		B FF 94 C SL 80 B FF 93 X SL 81 2-1 ① P4		4	0	0	0	0	0	1
12 Alfonso Soriano, R (1, 7) OBP: 0.294, SLG: 0.450	C SI 91 C CU 75 B FF 93 C SI 92 1-3 ③ K			X SI 91 0-0 ① L8		B CU 73 C SI 91 S CU 74 X SI 92 1-2 ② L8		F FF 93 B FF 94 F FF 93 F SL 79 S SL 78 1-3 ② K		4	0	0	0	0	2	1
22 Carlos Pena, L (1, 3) OBP: 0.342, SLG: 0.462		B FF 90 B SI 90 X FC 86 2-0 18 1B 2B		F SL 80 X FF 91 0-1 ② G3		X FC 87 0-0 1B		B SL 78 B FF 94 I I IN 54 4-0 IBB		3	0	2	0	1	0	0
18 Geovany Soto, R (1, 2) OBP: 0.322, SLG: 0.401		C SI 90 C SI 90 B FC 88 F FC 87 X SI 92 1-2 2-3 1B		C FF 90 X CU 74 0-1 ③ G1-4-3		1 SAFE S CH 83 B SI 91 B FC 87 S FC 86 B SI 92 F CH 84 X CU 74 3-2 ③ G5-3		B SL 78 1 SAFE B SL 80 C SL 79 S SL 79 B SL 79 F SL 78 S SL 77 3-3 ③ K		4	0	1	0	0	1	2
22 Matt Garza, R (1, 1) OBP: 0.054, SLG: 0.028 45 Sean Marshall, L (8, 1) 1 Kosuke Fukudome, L (9, PH) OBP: 0.372, SLG: 0.364		C SI 92 L SI 92 B SI 92 L SI 92 1-3 ① K			B SI 89 C SI 90 X SI 91 1-1 ① G4-3		C FF 94 S SL 84 B FF 94 C SL 82 1-3 ① K		F FF 93 B FF 93 C FF 93 F SL 86 B SL 86 F FF 94 B FF 93 S FF 94 3-3 ① K	3 0 1	0 0 0	0 0 0	0 0 0	0 0 0	2 0 1	2 0 0
Inning Stats	R: 2 E: 0 K: 1 S: 16 H: 3 LOB: 1 BB: 0 P: 25	R: 0 E: 0 K: 3 S: 15 H: 2 LOB: 2 BB: 0 P: 23	R: 0 E: 0 K: 1 S: 8 H: 0 LOB: 0 BB: 0 P: 10	R: 0 E: 0 K: 0 S: 5 H: 0 LOB: 0 BB: 0 P: 5	R: 0 E: 0 K: 1 S: 9 H: 2 LOB: 2 BB: 0 P: 13	R: 0 E: 0 K: 0 S: 9 H: 1 LOB: 1 BB: 0 P: 13	R: 0 E: 0 K: 1 S: 13 H: 2 LOB: 2 BB: 0 P: 17	R: 0 E: 0 K: 2 S: 10 H: 0 LOB: 1 BB: 1 P: 20	R: 0 E: 0 K: 3 S: 14 H: 0 LOB: 0 BB: 0 P: 18	1B: 5 2B: 4 3B: 0 HR: 1	SF: 0 SAC: 0 DP: 0 HBP: 0			WP: 0 PB: 0 SB: 0 CS: 0	PA: 38		

PITCHER		IP	WLS	BF	H	R	ER	SO	BB	IBB	HBP	BLK	WP	HR	S	P	ERA	WHIP
33 Cliff Lee, L ERA: 2.83	(1, 1)	6.0		26	8	2	2	6	0	0	0	0	0	1	62	89	3.00	1.333
40 Michael Stutes, R ERA: 3.24	(7, 1)	2.0	W	9	2	0	0	3	0	1	0	0	0	0	23	37	0.00	1.000
37 Antonio Bastardo, L ERA: 0.99	(9, 1)	1.0	S	3	0	0	0	3	0	0	0	0	0	0	14	18	0.00	0.000

PITCHER	IP	WLS	BF	H	R	ER	SO	BB	IBB	HBP	BLK	WP	HR	S	P	ERA	WHIP

BOTTOM

Philadelphia Phillies @ Chicago Cubs

Wrigley Field, Chicago, IL

Tue Jul 19 2011, 7:08 PM - 10:22 PM CDT

Att. 38,857 - Partly Cloudy - 80 F

livebaseballscorecards.com

AB	37
R	2
H	10
RBI	2
BB	1
SO	12
LOB	18

Philadelphia Phillies @ Chicago Cubs

Wrigley Field, Chicago, IL

Wed Jul 20 2011, 1:24 PM - 4:14 PM CDT

Att. 37,864 - Sunny - 97 F

TOP

livebaseballscorecards.com

Batter	1	2	3	4	5	6	7	8	9	AB	R	H	RBI	BB	SO	LOB
11 Jimmy Rollins, S (1, 6) OBP: 0.344, SLG: 0.410	K	7 1B 2B		E3 26 2B		HR		HR		5	4	3	3	0	1	0
7 Michael Martinez, S (1, 5) OBP: 0.278, SLG: 0.321	26 S 6 1B 1B	26 S 26 2B 1B		G1-3		G4-3		P5		5	2	2	1	0	0	1
26 Chase Utley, L (1, 4) OBP: 0.367, SLG: 0.433	6 1B 8 G5-3 BB	2B		6 G3-1 2B		G3		K		3	1	2	2	1	0	0
21 Wilson Valdez, R (8, PH) OBP: 0.274, SLG: 0.291 (8, 4)										1	0	0	0	0	1	0
6 Ryan Howard, L (1, 3) OBP: 0.342, SLG: 0.452	8 G5-3 1B	K		G3-1			K	G5-3		3	0	1	1	0	1	2
15 John Mayberry Jr., R (7, PH) OBP: 0.310, SLG: 0.420 (7, 3)										2	0	0	0	0	1	0
8 Shane Victorino, S (1, 8) OBP: 0.368, SLG: 0.509	G5-3		9 CS BB	F9		F9	F9		P5	4	0	0	1	1	0	2
29 Raul Ibanez, L (1, 7) OBP: 0.288, SLG: 0.414	F9	F9		F9	F8		23 BB 9 1B 1B		P6	5	0	1	0	0	0	2
9 Domonic Brown, L (1, 9) OBP: 0.339, SLG: 0.395		K		K	K			23 BB 1B		3	1	1	0	2	2	0
23 Brian Schneider, L (1, 2) OBP: 0.253, SLG: 0.319		K		23 2B BB	K			BB	BB	4	0	1	1	1	2	1
49 Vance Worley, R (1, 1) OBP: 0.143, SLG: 0.190		K		2B	K			BB	G3	4	1	1	0	0	2	4
46 Ryan Madson, L (9, 1)		11 2B 2B		K	K	K	G3-1			0	0	0	0	0	0	0

	AB	39
	R	9
	H	12
	RBI	9
	BB	5
	SO	10
	LOB	12

Inning Stats																		
	R: 2	H: 2	R: 3	H: 4	R: 1	H: 1	R: 1	H: 1	R: 0	H: 0	R: 1	H: 1	R: 0	H: 2	R: 1	H: 1	R: 0	H: 0
	E: 0	LOB: 1	E: 0	LOB: 1	E: 0	LOB: 1	E: 1	LOB: 1	E: 0	LOB: 0	E: 0	LOB: 0	E: 0	LOB: 3	E: 0	LOB: 0	E: 0	LOB: 1
	K: 1	BB: 1	K: 3	BB: 0	K: 1	BB: 2	K: 0	BB: 0	K: 2	BB: 0	K: 1	BB: 0	K: 1	BB: 1	K: 1	BB: 0	K: 0	BB: 1
	S: 17	P: 27	S: 26	P: 37	S: 12	P: 22	S: 11	P: 16	S: 11	P: 17	S: 9	P: 16	S: 16	P: 23	S: 8	P: 15	S: 6	P: 12

	1B: 5	SF: 0	WP: 0	PA: 44
	2B: 5	SAC: 0	PB: 0	
	3B: 0	DP: 0	SB: 2	
	HR: 2	HBP: 0	CS: 1	

PITCHER		IP	WLS	BF	H	R	ER	SO	BB	IBB	HBP	BLK	WP	HR	S	P	ERA	WHIP
46 Ryan Dempster, R ERA: 5.0	(1, 1)	3.0	L	18	7	6	6	5	3	0	0	0	0	0	55	86	18.00	3.333
32 Ramon Ortiz, R ERA: 7.53	(4, 1)	3.0		12	2	2	1	3	0	0	0	0	0	1	31	49	3.00	0.667
43 John Grabow, L ERA: 5.36	(7, 1)	2.0		10	3	1	1	2	1	0	0	0	0	1	24	38	4.50	2.000
34 Kerry Wood, R ERA: 3.45	(9, 1)	1.0		4	0	0	0	0	1	0	0	0	0	0	6	12	0.00	1.000

PITCHER	IP	WLS	BF	H	R	ER	SO	BB	IBB	HBP	BLK	WP	HR	S	P	ERA	WHIP

Batter	1	2	3	4	5	6	7	8	9	AB	R	H	RBI	BB	SO	LOB
1 Kosuke Fukudome, L (1, 9) OBP: 0.367, SLG: 0.358	C FF 87 B FF 90 C FF 90 F SL 84 B SI 91 C SI 89 2-3 K ①		C FF 91 B SL 84 X FF 90 1-1 F7 ③			B FF 89 X CH 83 1-0 P4 ②		C FF 88 X SL 84 0-1 G3 ② 2-3		4	0	0	0	0	1	1
13 Starlin Castro, R (1, 6) OBP: 0.333, SLG: 0.425	B FF 91 F SL 86 B SL 87 B FF 92 B FF 92 4-1 BB			C SL 84 C FF 91 B FC 89 F SI 90 X SL 84 1-2 P4 ①		B SL 86 C SL 85 B FF 91 T SL 83 S FF 92 2-3 K ③		B FF 90 C SL 86 B FF 91 B SL 85 C FF 91 F FF 92 F FF 93 F FF 92 F FF 91 3-3 S SL 84 K ③		3	0	0	0	1	2	1
16 Aramis Ramirez, R (1, 5) OBP: 0.345, SLG: 0.514	F SL 84 B FF 89 F CH 82 X FF 90 1-2 L6 ②			B FF 90 S SL 86 S SL 86 C FF 92 1-3 K ②			X 0-0 24 1B 18 FC5-6-4 2B		C FC 91 B CH 82 X FF 95 1-1 F7 ①	4	1	1	0	0	1	1
22 Carlos Pena, L (1, 3) OBP: 0.341, SLG: 0.458	S SL 85 S FF 88 C SI 89 0-3 K ③			S FF 91 F FF 90 F SL 86 B KC 79 F FF 91 S SL 87 1-3 K ③			S S B F SL 85 B FF 90 B CH 81 F SI 89 B SI 92 4-2 18 FC5-6-4 24 1B BB		C FF 93 S FF 91 X CH 83 0-2 F7 ②	3	0	0	0	1	2	1
24 Marlon Byrd, R (1, 8) OBP: 0.343, SLG: 0.411		B FF 89 C FF 89 F FF 87 X KC 74 1-2 F7 ①			X FF 90 0-0 F7 ①		X SL 85 0-0 18 FC5-6-4 1B 1-2 2-3		C FF 94 X FF 94 0-1 P4 ③	4	0	1	0	0	0	0
18 Geovany Soto, R (1, 2) OBP: 0.326, SLG: 0.402	F FC 90 C SL 86 B SL 86 H SI 89 2-2 12 L1-3 HBP				C FF 89 B FF 91 C SL 86 F KC 78 B FF 88 X SL 86 2-2 12 FC6-4 1B		B SL 84 C SL 85 B SL 85 X SL 85 2-1 FC5-6-4 12 G6-4-3 ① 1-2f 2-3 3-H			2	0	1	1	0	0	2
12 Alfonso Soriano, R (1, 7) OBP: 0.291, SLG: 0.445	X SL 84 0-0 L1-3 ② ③ 1-1				D FF 87 X SL 86 1-0 FC6-4 ② 1-2f		S FF 91 X SL 85 0-1 G6-4-3 ② ③ 1-2f			3	0	0	0	0	0	4
15 Darwin Barney, R (1, 4) OBP: 0.328, SLG: 0.369			B FF 89 B FF 88 B FF 89 C FF 90 F FF 89 F FF 91 X FF 92 3-2 L9 ①		B SI 87 B SL 86 F FF 90 X FF 90 2-1 G3-4-3 ③			B FF 87 F FF 90 X FF 87 1-1 1 G3 2B		3	0	1	0	0	0	1
46 Ryan Dempster, R (1, 1) OBP: 0.114, SLG: 0.088 1 Tony Campana, L (3, PH) OBP: 0.294, SLG: 0.284 32 Ramon Ortiz, R (4, 1) 3 Jeff Baker, R (6, PH) OBP: 0.313, SLG: 0.407 43 John Grabow, L (7, 1) 9 Blake DeWitt, L (8, PH) OBP: 0.279, SLG: 0.373 34 Kerry Wood, R (9, 1)			C FF 91 B SI 91 B CH 83 X FF 90 2-1 F7 ②			F FF 90 S SL 86 S SL 86 0-3 K ①		X FC 89 0-0 P5 ①		0 1 0 1 0 1 0	0 0 0 0 0 0 0	0 0 0 0 0 0 0	0 0 0 1 0 0 0	0 0 0 0 0 0 0	0 0 0 0 0 0 0	0 0 0 0 0 1 0
Inning Stats	R: 0 E: 0 K: 2 S: 11 H: 0 LOB: 1 BB: 1 P: 18	R: 0 E: 0 K: 0 S: 6 H: 0 LOB: 0 BB: 0 P: 9	R: 0 E: 0 K: 0 S: 8 H: 0 LOB: 0 BB: 0 P: 14	R: 0 E: 0 K: 2 S: 12 H: 0 LOB: 0 BB: 0 P: 15	R: 0 E: 0 K: 0 S: 8 H: 1 LOB: 1 BB: 0 P: 13	R: 0 E: 0 K: 2 S: 7 H: 0 LOB: 0 BB: 0 P: 10	R: 1 E: 0 K: 0 S: 10 H: 2 LOB: 1 BB: 1 P: 16	R: 0 E: 0 K: 1 S: 12 H: 1 LOB: 1 BB: 0 P: 16	R: 0 E: 0 K: 0 S: 7 H: 0 LOB: 0 BB: 0 P: 8	1B: 2 2B: 3 3B: 0 HR: 0 SF: 0 SAC: 0 DP: 2 HBP: 1						

PITCHER		IP	WLS	BF	H	R	ER	SO	BB	IBB	HBP	BLK	WP	HR	S	P	ERA	WHIP
49 Vance Worley, R ERA: 2.02	(1, 1)	8.0	W	29	4	1	1	7	2	0	1	0	0	0	74	111	1.12	0.750
46 Ryan Madson, R ERA: 2.14	(9, 1)	1.0		3	0	0	0	0	0	0	0	0	0	0	7	8	0.00	0.000

PITCHER	IP	WLS	BF	H	R	ER	SO	BB	IBB	HBP	BLK	WP	HR	S	P	ERA	WHIP

BOTTOM

Philadelphia Phillies @ Chicago Cubs

Wrigley Field, Chicago, IL

Wed Jul 20 2011, 1:24 PM - 4:14 PM CDT

Att. 37,864 - Sunny - 97 F

livebaseballscorecards.com

AB	29
R	1
H	4
RBI	1
BB	2
SO	7
LOB	12

WP: 0 PB: 0 SB: 0 CS: 0 PA: 32

San Diego Padres @ Philadelphia Phillies

Citizens Bank Park, Philadelphia, PA

Fri Jul 22 2011, 7:09 PM - 9:26 PM EDT

Att. 45,383 - Clear - 98 F

TOP

livebaseballscorecards.com

Batter	1	2	3	4	5	6	7	8	9	AB	R	H	RBI	BB	SO	LOB
13 Chris Denorfia, R (1, 9) OBP: 0.345, SLG: 0.395	B FF 91 S CH 83 B CU 76 C FF 92 C FC 89 2-3 ① K			B CU 72 C CH 82 B CU 75 B FF 91 B FF 90 4-1 ① 7 G4-6-3 8 1B BB		X FF 89 0-0 ① L9			B FF 95 X FF 94 1-0 ① G4-3	3	0	0	0	1	1	0
8 Jason Bartlett, R (1, 6) OBP: 0.316, SLG: 0.309	B FF 92 B FF 93 X FF 93 2-0 ② G5-3			1 SAFE 1 SAFE C CH 81 X FF 91 0-1 ② 7 G4-6-3 1-2 1B		C FF 89 B FC 88 C FC 86 B CH 84 S CH 81 2-3 ② K			B FF 94 S CH 83 X FF 94 1-1 ② G4-3	4	0	1	0	0	1	0
7 Chase Headley, S (1, 5) OBP: 0.385, SLG: 0.394	B CU 76 B FF 93 S CH 84 C FF 93 C FF 92 2-3 ③ K			X FF 91 0-0 ① ② G4-6-3 1-2f 2-3		F FF 91 X FF 92 0-1 ③ G4-3			C CH 84 C CH 84 X FF 94 0-2 ③ F8	4	0	0	0	0	1	2
47 Ryan Ludwick, R (1, 7) OBP: 0.307, SLG: 0.381		S CH 80 F FF 91 B FF 92 S CU 76 1-3 ① K		C FF 92 X FF 90 0-1 ③ G6-3			B CU 72 B FF 90 B CH 81 C FF 90 F FC 87 S CH 82 3-3 ① K			3	0	0	0	0	2	1
24 Cameron Maybin, R (1, 8) OBP: 0.333, SLG: 0.406		B FC 88 F FF 93 B CU 76 C CH 83 C CU 76 2-3 ② K			C CH 82 X FF 91 0-1 15 G6-3 15 S 14 G5-3 1B		B CU 72 C CH 82 B CH 81 S CH 82 X FF 93 2-2 ② G5-3			3	1	1	0	0	1	0
15 Jesus Guzman, R (1, 3) OBP: 0.328, SLG: 0.532		S CH 82 B CU 76 S CH 84 B FC 90 B FF 94 S CH 85 3-3 ③ K			B FF 88 B CH 82 B FF 91 C FF 92 X CH 83 3-1 ① G6-3 1-3		B FC 86 B FC 88 S FF 91 F FF 92 B FF 93 X CH 84 3-2 ③ L8			3	0	0	0	0	1	1
14 Alberto Gonzalez, R (1, 4) OBP: 0.247, SLG: 0.264			C FF 90 B FC 87 F FF 92 X FF 92 1-2 ① G4-3		B CU 75 F FC 86 C FF 92 F FF 92 X CH 83 1-2 ② G5-3 3-H			F FF 88 X FC 86 0-1 ① P6		3	0	0	1	0	0	0
32 Rob Johnson, R (1, 2) OBP: 0.252, SLG: 0.284			C CH 82 B CU 77 S CH 84 S CU 78 1-3 ② K		X FF 92 0-0 2B			C CH 81 B FC 87 X FC 87 1-1 ② F9		3	0	1	0	0	1	0
52 Cory Luebke, R (1, 1) 57 Luke Gregerson, L (6, 1) 44 Josh Spence, L (7, 1) 88 Kyle Blanks, R (8, PH) 39 Ernesto Frieri, R (8, 1)			B FF 92 C FF 91 S CH 84 S CH 85 1-3 ③ K		S CH 82 B FF 93 X FF 92 1-1 ③ G4-3			C FF 90 F FF 90 B CU 76 S CH 83 1-3 ③ K		2 0 0 1 0	0 0 0 0 0	0 0 0 0 0	0 0 0 0 0	1 0 0 1 0	1 0 0 0 0	
Inning Stats	R: 0 E: 0 K: 2 S: 7 H: 0 LOB: 0 BB: 0 P: 13	R: 0 E: 0 K: 3 S: 9 H: 0 LOB: 0 BB: 0 P: 15	R: 0 E: 0 K: 2 S: 9 H: 0 LOB: 0 BB: 0 P: 12	R: 0 E: 0 K: 0 S: 6 H: 1 LOB: 1 BB: 1 P: 10	R: 1 E: 0 K: 0 S: 11 H: 2 LOB: 1 BB: 0 P: 16	R: 0 E: 0 K: 1 S: 6 H: 0 LOB: 0 BB: 0 P: 8	R: 0 E: 0 K: 1 S: 9 H: 0 LOB: 0 BB: 0 P: 17	R: 0 E: 0 K: 1 S: 7 H: 0 LOB: 0 BB: 0 P: 9	R: 0 E: 0 K: 0 S: 6 H: 0 LOB: 0 BB: 0 P: 8	1B: 2 2B: 1 3B: 0 HR: 0	SF: 0 SAC: 0 DP: 1 HBP: 0			WP: 0 PB: 0 SB: 1 CS: 0	PA: 30		

	AB	29
	R	1
	H	3
	RBI	1
	BB	1
	SO	10
	LOB	5

PITCHER	IP	WLS	BF	H	R	ER	SO	BB	IBB	HBP	BLK	WP	HR	S	P	ERA	WHIP
35 Cole Hamels, L (1, 1) ERA: 2.62	8.0	W	27	3	1	1	10	1	0	0	0	0	0	64	100	1.12	0.500
46 Ryan Madson, R (9, 1) ERA: 2.08	1.0	S	3	0	0	0	0	0	0	0	0	0	0	6	8	0.00	0.000

PITCHER	IP	WLS	BF	H	R	ER	SO	BB	IBB	HBP	BLK	WP	HR	S	P	ERA	WHIP

San Diego Padres @ Philadelphia Phillies

Citizens Bank Park, Philadelphia, PA

Fri Jul 22 2011, 7:09 PM - 9:26 PM EDT

Att. 45,383 - Clear - 98 F

livebaseballscorecards.com

BOTTOM

Batter	1	2	3	4	5	6	7	8	9	AB	R	H	RBI	BB	SO	LOB
11 Jimmy Rollins, S (1, 6) OBP: 0.340, SLG: 0.406	B FF 89 B FF 90 B FF 89 C FF 89 X FF 89 3-1 ① F8		C FF 90 B SL 82 X SL 81 1-1 ① F8 C FF 91 F SL 83 B FF 91 B FF 91 F FF 92 F FF 92 X FF 92 2-2 ③ G6-3				B CH 76 F CH 76 X CU 77 1-1 ② P6			4	0	0	0	0	0	1
7 Michael Martinez, S (1, 5) OBP: 0.277, SLG: 0.318	B FF 91 X FF 90 1-0 1B		C SL 82 B FF 91 F SL 84 B SL 83 X FF 92 2-2 ② L4		B FF 88 C FF 89 T FF 89 B SL 81 X FF 90 2-2 ① L5		S CH 76 B CH 76 S CH 75 C CU 75 1-3 ③ K			4	0	1	0	0	1	0
26 Chase Utley, L (1, 4) OBP: 0.370, SLG: 0.440	D FF 91 B SL 81 1 SAFE C FF 91 X FF 91 2-1 ② P6		C FF 92 B SL 85 S SL 83 F FF 93 B SL 83 X SL 82 2-2 2B		C FF 88 B FF 91 S SL 83 F FF 92 F FF 91 F FF 92 X SL 83 1-2 1B			C SI 91 X SI 91 0-1 ① F7		4	0	2	0	0	0	1
6 Ryan Howard, L (1, 3) OBP: 0.341, SLG: 0.448	F FF 92 1 SAFE C SL 82 1 SAFE F SL 82 F SL 82 1 SAFE B SL 84 S SL 84 1-3 ③ K		B C B C FF 91 X SL 83 2-2 ③ G4-1		S SL 83 B SL 83 F FF 89 B SL 83 S SL 85 2-3 ② K			B SI 91 B SL 78 B SI 91 B FF 91 4-0 BB		3	0	0	0	1	2	3
8 Shane Victorino, S (1, 8) OBP: 0.367, SLG: 0.505		B FF 88 F SL 81 B CH 83 F FF 91 F SL 84 X CH 84 2-2 E6 51 2B		B CH 82 B SI 91 X FF 91 2-0 10 F8 51 BB 15 BLK 1B	1 SAFE B CU 74 D CH 82 C FF 91 B FF 89 1 SAFE X FF 90 3-1 ③ P5			C SI 91 S SL 76 S FF 92 0-3 ② K		4	2	1	0	0	1	2
51 Carlos Ruiz, R (1, 2) OBP: 0.368, SLG: 0.364		S FF 90 B FF 92 X CH 84 1-1 2-H 2B	B FF 90 F FF 91 C SL 82 F SL 80 B FF 91 F FF 92 1 SAFE F SL 84 1 SAFE 4-2 B FF 90 F FF 91 B FF 92 1-2 15 BLK 15 2B BB			B SL 83 X FF 88 1-0 ① F7		C SI 91 F FF 92 B FF 91 S FF 90 1-3 ③ K		3	1	1	1	1	1	1
10 Ben Francisco, R (1, 7) OBP: 0.331, SLG: 0.359 29 Raul Ibanez, L (9, 7) OBP: 0.288, SLG: 0.414		B FF 91 X FF 91 1-0 ① L9	C CU 76 B FF 91 B FF 91 X FF 91 2-1 ① F8 2-3			B SI 89 X SL 84 1-0 ② G5-3				3 0	0 0	0 0	0 0	0 0	0 0	3 0
15 John Mayberry Jr., R (1, 9) OBP: 0.311, SLG: 0.425		B FF 91 X FF 90 1-0 ② F9	C FF 90 B FF 92 X FF 91 1-1 35 S 1-H 3-H 2B			C SL 84 C SL 83 S SL 85 0-3 ③ K				3	0	1	1	0	1	1
35 Cole Hamels, L (1, 1) OBP: 0.204, SLG: 0.213 46 Ryan Madson, L (9, 1)		C FF 91 B SL 82 B SL 83 C FF 91 B FF 92 F FF 91 C FF 91 3-3 ③ K	B FF 90 F FF 91 S FF 91 B SL 82 S FF 91 2-3 ② K 2-3				C SI 82 S CU 76 S CU 77 0-3 ① K			3 0	0 0	0 0	0 0	0 0	3 0	2 0
Inning Stats	R: 0 E: 0 K: 1 S: 10 H: 1 LOB: 1 BB: 0 P: 17	R: 1 E: 1 K: 1 S: 12 H: 1 LOB: 1 BB: 0 P: 20	R: 0 E: 0 K: 0 S: 12 H: 1 LOB: 1 BB: 0 P: 19	R: 2 E: 0 K: 1 S: 19 H: 2 LOB: 1 BB: 1 P: 32	R: 0 E: 0 K: 1 S: 14 H: 1 LOB: 1 BB: 0 P: 22	R: 0 E: 0 K: 1 S: 5 H: 0 LOB: 0 BB: 0 P: 7	R: 0 E: 0 K: 2 S: 8 H: 0 LOB: 0 BB: 0 P: 10	R: 0 E: 0 K: 2 S: 8 H: 0 LOB: 1 BB: 1 P: 13		1B: 3 2B: 3 3B: 0 HR: 0 SF: 0 SAC: 0 DP: 0 HBP: 0				WP: 0 PB: 0 SB: 1 CS: 0 PA: 33	

	AB	31
	R	3
	H	6
	RBI	2
	BB	2
	SO	9
	LOB	14

PITCHER		IP	WLS	BF	H	R	ER	SO	BB	IBB	HBP	BLK	WP	HR	S	P	ERA	WHIP
52 Cory Luebke, L ERA: 2.65	(1, 1)	5.0	L	23	6	3	2	4	1	0	0	1	0	0	67	110	3.60	1.400
57 Luke Gregerson, R ERA: 2.62	(6, 1)	1.0		3	0	0	0	1	0	0	0	0	0	0	5	7	0.00	0.000
44 Josh Spence, L ERA: 0.75	(7, 1)	1.0		3	0	0	0	2	0	0	0	0	0	0	8	10	0.00	0.000
39 Ernesto Frieri, R ERA: 3.3	(8, 1)	1.0		4	0	0	0	2	1	0	0	0	0	0	8	13	0.00	1.000

PITCHER	IP	WLS	BF	H	R	ER	SO	BB	IBB	HBP	BLK	WP	HR	S	P	ERA	WHIP

San Diego Padres @ Philadelphia Phillies

Citizens Bank Park, Philadelphia, PA

Sat Jul 23 2011, 4:12 PM - 7:26 PM EDT

Att. 45,072 - Partly Cloudy - 100 F

TOP

livebaseballscorecards.com

Batter	1	2	3	4	5	6	7	8	9	AB	R	H	RBI	BB	SO	LOB
24 Cameron Maybin, R (1, 8) OBP: 0.334, SLG: 0.416	B SI 89 X FC 87 1-0 G4-3		C SI 90 F SI 90 X SL 81 0-2 L8			X SI 90 0-0 1-H HR	B SL 76 C SL 78 B FF 94 X SL 78 2-1 8 S 3-H 1B	S SL 85 X CH 85 0-1 G1-3		5	1	2	3	0	0	3
8 Jason Bartlett, R (1, 6) OBP: 0.315, SLG: 0.307	C SI 89 B SI 89 X FC 87 1-1 1B		C FC 86 X CH 83 0-1 G6-3			C SI 89 B SL 81 F FC 87 X SI 90 1-2 G4-3	C FF 93 B SL 80 B SL 79 C SL 77 B FF 93 X SL 78 3-2 G5-3 1-2		X FF 94 0-0 P4	5	0	1	0	0	0	1
7 Chase Headley, S (1, 5) OBP: 0.385, SLG: 0.402	B SI 89 C CH 82 B SI 88 1 SAFE F FC 87 F SI 90 B FC 87 X SI 90 3-2 F7			F FC 87 B CH 82 S CH 82 B CH 83 B FC 87 B SI 89 4-2 47 G6-3 BB		X SI 89 0-0 HR		B FF 91 F FF 93 X FF 92 1-1 F9	B FF 95 C FF 94 F FF 92 B FF 93 S CH 83 2-3 K	4	1	1	1	1	1	1
47 Ryan Ludwick, R (1, 7) OBP: 0.308, SLG: 0.384	1 SAFE X SL 82 0-0 F8			C SI 91 S SI 90 B SI 91 B FC 89 F FC 88 1 SAFE X SI 90 2-2 G6-3 1-2f		X SL 81 0-0 F8		X FF 91 0-0 11 BB 32 WP 13 1B 1B	X FF 93 0-0 2B	5	1	2	0	0	0	2
88 Kyle Blanks, R (1, 3) OBP: 0.167, SLG: 0.167		B SI 88 B SI 89 F SI 90 B FC 87 C SI 90 X SI 90 3-2 G6-3		B SL 81 F SI 90 F FC 88 B SI 90 X CH 84 2-2 G5-3		B FC 86 B SL 84 B SI 90 C SI 89 C SI 90 X SI 90 3-2 1B		S CH 84 B SL 84 X SL 82 1-1 L6	C CH 84 S CH 82 D CH 84 F FF 94 S CH 82 1-3 K	5	0	1	0	0	1	2
13 Chris Denorfia, R (1, 9) OBP: 0.347, SLG: 0.394		B SI 90 C SI 90 C SI 90 X CH 84 1-2 G5-3			C SI 88 B FC 86 L FC 86 B SI 90 F SL 82 F SI 90 B SL 81 F SI 89 B SI 90 4-2 11 G6-4-3 BB	F FF 93 B SL 82 1 SAFE C SL 80 F FF 94 X SL 81 1-2 G4-3		C SL 82 B FF 93 X FF 92 1-1 32 WP 11 BB 16 BB 1-2 1B		3	1	1	0	1	0	1
11 Logan Forsythe, R (1, 4) OBP: 0.246, SLG: 0.268		C SI 90 B SI 90 B SI 91 X SI 90 2-1 1B			B SI 90 C SI 91 1 SAFE C SI 88 X SI 90 1-2 G6-4-3 1-2f	C FF 93 B FF 93 B SL 79 F FF 93 F SL 78 X FF 94 2-2 24 1B 3B		C SL 85 B SL 86 B FF 93 B FF 93 B FF 94 4-1 16 BB 32 WP 1-2 2-3 BB		3	1	2	0	1	0	1
32 Rob Johnson, R (1, 2) OBP: 0.252, SLG: 0.278		C FC 88 S SL 81 B FC 84 B SI 91 S CH 83 2-3 K			B FC 87 B SI 89 B SI 89 C SI 89 S SI 89 F SI 90 X SI 90 3-2 G6-3		B SL 79 C SL 79 L SL 78 B SL 79 S FF 93 2-3 K	B FF 93 B SL 85 B FF 93 B FF 93 4-0 16 BB 1-2 2-3 3-H BB		3	0	0	0	1	2	2
38 Mat Latos, R (1, 1) OBP: 0.100, SLG: 0.233 15 Jesus Guzman, R (7, PH) OBP: 0.323, SLG: 0.524 50 Chad Qualls, R (7, 1) 45 Anthony Bass, R (7, 1) 14 Alberto Gonzalez, R (8, PH) 16 Kyle Phillips, L (8, PH) OBP: 0.272, SLG: 0.306 52 Cory Luebke, R (8, PR) 44 Josh Spence, L (8, 1)			C SI 88 B SI 89 X SI 89 1-1 G6-3			C SI 89 X FC 86 0-1 24 HR 1B	S SL 78 C SL 78 X SL 78 0-2 P4	F SI 90 B SI 90 F CH 83 B SI 93 B SI 92 F SI 92 B SI 94 4-2 1-2 2-3 3-H BB		2 1 0 0 0 0 0 0 0	1 0 0 0 0 0 0 0 0	1 0 0 0 0 1 0 0 0	0 0 0 0 0 1 0 0 0	0 0 0 0 0 0 0 0 0	0 0 0 0 0 0 0 0 0	0 1 0 0 0 0 0 0 0
Inning Stats	R: 0 E: 0 K: 0 S: 8 H: 1 LOB: 1 BB: 0 P: 13	R: 0 E: 0 K: 1 S: 11 H: 1 LOB: 1 BB: 0 P: 19	R: 0 E: 0 K: 0 S: 7 H: 0 LOB: 0 BB: 0 P: 8	R: 0 E: 0 K: 0 S: 9 H: 0 LOB: 0 BB: 1 P: 17	R: 0 E: 0 K: 0 S: 12 H: 0 LOB: 0 BB: 1 P: 20	R: 3 E: 0 K: 0 S: 15 H: 4 LOB: 1 BB: 0 P: 20	R: 1 E: 0 K: 1 S: 15 H: 2 LOB: 1 BB: 0 P: 24	R: 2 E: 0 K: 0 S: 13 H: 2 LOB: 3 BB: 3 P: 28	R: 0 E: 0 K: 2 S: 9 H: 1 LOB: 1 BB: 0 P: 12	1B: 7 2B: 1 3B: 1 HR: 2 SF: 0 SAC: 0 DP: 2 HBP: 0						

	AB	36
	R	6
	H	11
	RBI	5
	BB	5
	SO	4
	LOB	14

WP: 1 PA: 41
PB: 0
SB: 1
CS: 0

PITCHER		IP	WLS	BF	H	R	ER	SO	BB	IBB	HBP	BLK	WP	HR	S	P	ERA	WHIP
38 Kyle Kendrick, R ERA: 3.45	(1, 1)	5.2		23	6	3	3	1	2	0	0	0	0	2	58	92	4.76	1.412
40 Michael Stutes, R ERA: 3.38	(6, 1)	1.1	W	6	2	1	1	1	0	0	0	0	0	0	19	29	6.75	1.500
37 Antonio Bastardo, L ERA: 1.46	(8, 1)	0.2		6	2	2	2	0	2	0	0	0	1	0	8	19	27.00	6.000
57 David Herndon, R ERA: 4.78	(8, 1)	0.1	H	2	0	0	0	0	1	0	0	0	0	0	5	9	0.00	3.000
46 Ryan Madson, R ERA: 2.02	(9, 1)	1.0	S	4	1	0	0	2	0	0	0	0	0	0	9	12	0.00	1.000

PITCHER		IP	WLS	BF	H	R	ER	SO	BB	IBB	HBP	BLK	WP	HR	S	P	ERA	WHIP

Batter	1	2	3	4	5	6	7	8	9	AB	R	H	RBI	BB	SO	LOB
11 Jimmy Rollins, S (1, 6) OBP: 0.343, SLG: 0.408	B FF 89 F FF 90 B CU 76 F CH 80 X SI 91 2-2 8 S 26 HR 2B		B C CH 83 C FF 93 F SL 84 S SL 83 1-3 ① K		X SI 92 0-0 ② P5		C SL 87 D SI 94 B SL 88 B SI 93 B SI 93 4-1 7 WP 7 HR BB	I I I IN 51 I IN 51 4-0 7 S IBB		3	2	1	0	2	1	1
7 Michael Martinez, S (1, 5) OBP: 0.274, SLG: 0.339	B SI 92 X CU 79 1-0 ① B2-3		B CH 85 B FF 94 X FF 94 2-0 ② F7		C CU 78 D CU 78 C SI 93 S SL 85 1-3 ③ K2-3		L SI 93 L SL 85 B SL 89 X SL 90 1-2 1-H 2-H HR	F CH 76 1 SAFE C CU 77 B CU 79 D CH 79 S CU 79 2-3 ③ K 1-2		5	1	1	3	0	2	4
8 Shane Victorino, S (1, 8) OBP: 0.368, SLG: 0.504	B CU 75 B CH 80 F FF 92 B SL 80 F SI 91 B FF 94 4-2 26 HR 2-3 BB		C FF 94 F CH 83 C SL 84 0-3 ③ K			B CH 82 B FS 82 C FF 92 X FC 91 2-1 26 1B 1B	C SI 91 F SL 87 B SL 88 X SI 92 1-2 ① G4-3			3	1	1	0	1	1	1
26 Chase Utley, L (1, 4) OBP: 0.381, SLG: 0.481	B FF 93 1 SAFE B CU 76 X SI 90 2-0 1-H 3-H HR			C FF 91 B SL 82 B CH 82 B SL 86 B FF 95 4-1 29 FC3-6 BB		1 SAFE 1 SAFE B FC 90 B SL 80 X FC 90 2-0 1-2 1B	C SI 92 B SL 87 B SI 93 B SL 86 X SI 91 3-1 HR			3	2	3	4	1	0	0
29 Raul Ibanez, L (1, 7) OBP: 0.285, SLG: 0.410	C FF 95 B CU 77 F SL 82 S SL 84 1-3 ② K2-3			C FF 91 B FF 90 1 SAFE F FS 82 F FF 93 X SL 83 1-2 ① FC3-6 1-2f		X SI 91 0-0 ① F6	C CH 80 B FF 95 S CH 80 F SL 87 S SL 85 1-3 ② K2-3			4	0	0	0	0	2	4
9 Domonic Brown, L (1, 9) OBP: 0.337, SLG: 0.398	C FF 94 X CU 77 0-1 ③ G1-3			F SI 91 B CU 77 F CU 78 F SL 83 1 SAFE F SL 84 B FC 93 B SI 92 X SL 84 3-2 ② F9		C CU 77 F FF 93 X CU 77 0-2 ② F8	B SI 96 C CH 82 S SL 86 B FF 94 B SL 88 F FF 94 X CH 82 3-2 ③ 2B			4	0	1	0	0	0	3
23 Brian Schneider, L (1, 2) OBP: 0.244, SLG: 0.306 51 Carlos Ruiz, R (8, PH) OBP: 0.371, SLG: 0.371 (9, 2)		C FF 93 C CU 76 B CH 82 B SL 86 X SI 93 2-2 ① F7		C CH 81 B CU 77 C FF 92 T CH 84 1-2 ③ K		B CU 76 C CH 80 C SL 84 C SL 83 1-3 ③ K		C CH 74 X CU 76 0-1 10 F9 2B		3 1	0 0	0 1	0 0	0 0	2 0	3 0
15 John Mayberry Jr., R (1, 3) OBP: 0.313, SLG: 0.426 6 Ryan Howard, L (7, PH) OBP: 0.342, SLG: 0.456 (8, 3)		C FF 95 X SL 83 0-1 ② G1-4-3			C SL 84 B FF 92 B SL 83 X FC 92 2-1 38 SH2-4 1B		X SI 92 0-0 HR	S CU 77 C CU 77 F CU 78 B CU 78 F CU 77 F CU 78 F CU 78 B CU 79 F CU 77 2-2 ① X CU 78 F7		2 2	0 1	1 1	0 1	0 0	0 0	0 1
38 Kyle Kendrick, R (1, 1) OBP: 0.287, SLG: 0.214 40 Michael Stutes, R (6, 1) 7 Ross Gload, L (7, PH) OBP: 0.299, SLG: 0.323 21 Wilson Valdez, R (7, PR) OBP: 0.274, SLG: 0.291 37 Antonio Bastardo, R (8, 1) 57 David Herndon, R (8, 1) 10 Ben Francisco, R (8, PH) OBP: 0.329, SLG: 0.357 46 Ryan Madson, L (9, 1)		B FF 93 F SI 93 F SL 83 S SL 84 1-3 ③ K			L FF 92 L FF 94 X FF 94 0-2 ① SH2-4 1-2		X SI 91 0-0 7 WP 7 HR 2B	C CH 77 B CU 76 F CH 77 X CU 78 1-2 ② F9 2-3		1 0 0 1 0 0 0 1 0	0 0 0 0 1 0 0 0 0	0 0 1 0 0 0 0 0 0	0 0 0 0 0 0 0 0 0	1 0 0 0 0 0 0 0 0	0 0 0 0 0 0 0 1 0	0 0 0 0 0 0 0 0 0
Inning Stats	R: 3 E: 0 K: 1 S: 12 H: 2 LOB: 0 BB: 1 P: 22	R: 0 E: 0 K: 1 S: 8 H: 0 LOB: 0 BB: 0 P: 11	R: 0 E: 0 K: 2 S: 8 H: 0 LOB: 0 BB: 0 P: 11	R: 0 E: 0 K: 1 S: 13 H: 0 LOB: 1 BB: 1 P: 22	R: 0 E: 0 K: 1 S: 9 H: 1 LOB: 1 BB: 0 P: 12	R: 0 E: 0 K: 1 S: 10 H: 2 LOB: 2 BB: 0 P: 15	R: 5 E: 0 K: 1 S: 19 H: 5 LOB: 1 BB: 1 P: 32	R: 0 E: 0 K: 1 S: 16 H: 1 LOB: 2 BB: 1 P: 25		1B: 3 2B: 4 3B: 0 HR: 4	SF: 0 SAC: 1 DP: 0 HBP: 0			WP: 1 PB: 0 SB: 2 CS: 0	PA: 38	

PITCHER		IP	WLS	BF	H	R	ER	SO	BB	IBB	HBP	BLK	WP	HR	S	P	ERA	WHIP
38 Mat Latos, R ERA: 4.05	(1, 1)	6.0		25	5	3	3	7	2	0	0	0	0	1	60	93	4.50	1.167
50 Chad Qualls, R ERA: 3.51	(7, 1)	0.1	L	6	4	5	5	0	1	0	0	0	1	3	11	20	135.00	15.000
45 Anthony Bass, R ERA: 1.5	(7, 1)	0.2		2	1	0	0	1	0	0	0	0	0	0	8	12	0.00	1.500
44 Josh Spence, L ERA: 0.69	(8, 1)	1.0		5	1	0	0	1	0	1	0	0	0	0	16	25	0.00	1.000

PITCHER	IP	WLS	BF	H	R	ER	SO	BB	IBB	HBP	BLK	WP	HR	S	P	ERA	WHIP

BOTTOM

San Diego Padres @ Philadelphia Phillies

Citizens Bank Park, Philadelphia, PA

Sat Jul 23 2011, 4:12 PM - 7:26 PM EDT

Att. 45,072 - Partly Cloudy - 100 F

livebaseballscorecards.com

AB	33
R	8
H	11
RBI	8
BB	4
SO	9
LOB	18

San Diego Padres @ Philadelphia Phillies

Citizens Bank Park, Philadelphia, PA

Sun Jul 24 2011, 1:38 PM - 4:09 PM EDT

Att. 45,241 - Overcast - 94 F

TOP

livebaseballscorecards.com

Batter	1	2	3	4	5	6	7	8	9	AB	R	H	RBI	BB	SO	LOB
24 Cameron Maybin, R (1, 8) OBP: 0.337, SLG: 0.418	X FC 89 0-0 25 S 7 1B 1B		C SI 92 S CU 78 B SI 92 B CH 86 F CH 85 B SI 92 X SI 93 3-2 ① G4-3	B CU 77 S FC 90 X SI 92 1-1 2-3 1B		B FC 91 X SI 92 1-0 ③ G4-3			B FF 92 B FF 92 C FF 92 F FF 92 C FF 93 2-3 ③ K	3	1	2	0	0	0	0
13 Chris Denorfia, R (4, 8) OBP: 0.345, SLG: 0.391										2	0	0	0	0	1	0
25 Will Venable, L (1, 9) OBP: 0.324, SLG: 0.341	1 SAFE B FC 89 C FC 91 F FC 90 S CH 84 1-3 ① K 1-2		C FC 91 X FC 91 0-1 1B	X FC 92 0-0 ③ G3			C CU 74 X SI 91 0-1 ① B1-3			4	0	1	0	0	1	3
7 Chase Headley, S (1, 5) OBP: 0.384, SLG: 0.400	B FC 91 B CU 77 D CH 84 C FC 90 C FC 91 X CH 84 3-2 47 F8 2-H 1B		X FC 90 0-0 ② P5	B FC 91 B SI 93 C FC 90 C SI 92 F CU 77 X FC 91 2-2 ① G4-3			B CU 74 C FC 89 B SI 91 B FC 90 X SI 92 3-1 ② G4-3			4	0	1	1	0	0	1
47 Ryan Ludwick, R (1, 7) OBP: 0.305, SLG: 0.380	X FC 90 0-0 ② F8 2-3		S CU 78 B SI 92 C SI 93 1 SAFE S CH 85 1-3 ③ K		X CU 77 0-0 ② P4		X FC 90 0-0 ③ G5-3			4	0	0	0	0	1	2
88 Kyle Blanks, R (1, 3) OBP: 0.300, SLG: 0.222	C CU 77 F FC 90 D CH 84 S SI 93 1-3 ③ K			X SI 91 0-0 16 E 14 1B 1B	C SI 92 B CU 76 S CH 84 F CU 77 B FC 89 B SI 93 B FC 90 4-2 11 1B BB			C FC 87 S CH 80 F CH 81 S CU 75 0-3 ① K		3	1	1	0	1	2	1
11 Logan Forsythe, R (1, 4) OBP: 0.246, SLG: 0.267		B CU 75 C CU 75 C SI 92 B CU 76 S CH 84 2-3 ① K		B FC 90 C FC 90 F SI 92 S FC 91 1-3 ① K	C CH 84 B FC 90 X SI 92 1-1 1-3 1B			C FC 89 B FC 88 S FC 89 X CU 75 1-2 ② G6-3		4	0	1	0	0	2	1
16 Kyle Phillips, L (1, 2) OBP: 0.259, SLG: 0.289		B CU 74 X FC 90 1-0 ② L4		F FC 91 F SI 92 X CH 83 0-2 E3 14 1B 46 SH3-4 1-2	F FC 91 B CH 85 B SI 93 C FC 91 B FC 91 C FC 91 3-3 ③ K			C FC 89 X SI 91 0-1 ③ F7		4	1	0	0	0	1	3
14 Alberto Gonzalez, R (1, 6) OBP: 0.253, SLG: 0.269		B SI 92 B FC 90 F FC 91 F FC 92 X CH 85 2-2 1B		B CH 82 B SI 91 D CU 78 C FC 91 S SI 92 X SI 92 3-2 24 1B 46 SH3-4 1-3 2-H 1B		C FC 89 B FC 87 X CU 75 1-1 ① G5-3			C FF 92 B FF 92 X FF 92 1-1 ① F7	4	0	2	1	0	0	0
46 Tim Stauffer, R (1, 1) OBP: 0.175, SLG: 0.158		F FC 90 B SI 93 F FC 91 B CU 78 S SI 92 2-3 ③ K		L SI 92 B FC 91 X SI 93 1-1 ② SH3-4 1-2 3-H		C SI 92 X FC 89 0-1 ② F9			B CH 84 B FF 92 C FF 93 B CH 85 C FF 92 F FF 93 F FF 92 F SL 85 X FF 94 3-2 ② F9	2	0	0	1	0	1	1
44 Josh Spence, L (6, 1)										0	0	0	0	0	0	0
57 Luke Gregerson, L (8, 1)										0	0	0	0	0	0	0
1 Orlando Hudson, S (9, PH) OBP: 0.336, SLG: 0.316										1	0	0	0	0	0	0
Inning Stats	R: 1 E: 0 K: 2 S: 11 H: 2 LOB: 1 BB: 0 P: 16	R: 0 E: 0 K: 2 S: 10 H: 1 LOB: 1 BB: 0 P: 17	R: 0 E: 0 K: 1 S: 10 H: 1 LOB: 1 BB: 0 P: 14	R: 2 E: 1 K: 1 S: 15 H: 3 LOB: 2 BB: 0 P: 21	R: 0 E: 0 K: 1 S: 13 H: 1 LOB: 2 BB: 1 P: 23	R: 0 E: 0 K: 0 S: 5 H: 0 LOB: 0 BB: 0 P: 7	R: 0 E: 0 K: 0 S: 5 H: 0 LOB: 0 BB: 0 P: 8	R: 0 E: 0 K: 1 S: 9 H: 0 LOB: 0 BB: 0 P: 10	R: 0 E: 0 K: 1 S: 11 H: 0 LOB: 0 BB: 0 P: 17	1B: 8 2B: 0 3B: 0 HR: 0 SF: 0 SAC: 1 DP: 0 HBP: 0						

	AB	35
	R	3
	H	8
	RBI	3
	BB	1
	SO	9
	LOB	12

WP: 0 PA: 37
PB: 0
SB: 1
CS: 0

PITCHER		IP	WLS	BF	H	R	ER	SO	BB	IBB	HBP	BLK	WP	HR	S	P	ERA	WHIP
34 Roy Halladay, R ERA: 2.55	(1, 1)	8.0	W	34	8	3	2	8	1	0	0	0	0	0	78	116	2.25	1.125
37 Antonio Bastardo, L ERA: 1.42	(9, 1)	1.0	S	3	0	0	0	1	0	0	0	0	0	0	11	17	0.00	0.000

PITCHER	IP	WLS	BF	H	R	ER	SO	BB	IBB	HBP	BLK	WP	HR	S	P	ERA	WHIP

BOTTOM

San Diego Padres @ Philadelphia Phillies

Citizens Bank Park, Philadelphia, PA

Sun Jul 24 2011, 1:38 PM - 4:09 PM EDT

Att. 45,241 - Overcast - 94 F

livebaseballscorecards.com

Batter	1	2	3	4	5	6	7	8	9	AB	R	H	RBI	BB	SO	LOB
11 Jimmy Rollins, S (1, 6) OBP: 0.339, SLG: 0.403	B FF 87 C SI 88 S CU 77 S CU 76 1-3 **K** ①	2 SAFE D CU 77 F CH 81 B SL 86 X SI 90 2-1 **G6-3** ② **2-3**	C SL 85 B CH 81 B CH 80 C CU 77 X CU 73 2-2 **G4-3** ③			B SI 89 X SI 90 1-0 **F8** ②		B SL 83 B CH 78 X SL 83 2-0 **L1** ③		5	0	0	0	0	1	3
7 Michael Martinez, S (1, 5) OBP: 0.281, SLG: 0.339	C SI 90 B SI 89 B CH 81 X FF 90 2-1 **F7** ② **1-2**	S SI 92 B SI 91 B CH 81 B SI 90 B SI 92 4-1 **BB**		B SI 89 X SI 90 1-0 **F8** ①		X SI 89 0-0 **1-2** **1B**				3	0	1	0	1	0	0
26 Chase Utley, L (1, 4) OBP: 0.379, SLG: 0.473	B SI 89 B SI 90 B SI 91 B FF 90 4-0 6 1B; 8 1B **BB**	D CU 77 C SL 86 C SL 87 B SL 87 S CU 79 2-3 **K** ③		B SI 89 B SI 90 X SI 89 2-0 **F8** ②		C CU 76 B CU 78 C SI 85 F CU 76 X CH 76 1-2 **F9** ③				3	1	0	0	1	1	4
6 Ryan Howard, L (1, 3) OBP: 0.343, SLG: 0.459	B CU 75 C SL 85 F CH 80 B CU 78 B SL 86 X SL 85 3-2 8 1B; 29 2B **1-3** **1B**		C CU 77 X SI 90 0-1 8 SH1-3; 29 1B **2B**	B CH 81 B CH 81 B SL 88 S SI 90 F SL 86 S SL 86 3-3 **K** ③			C CH 74 S CU 79 B SI 86 F CH 76 F CU 78 B CH 77 S CU 80 2-3 **K** ①			4	2	2	0	0	2	0
8 Shane Victorino, S (1, 8) OBP: 0.371, SLG: 0.504	B SI 91 D CH 82 B SL 86 C SI 91 X FF 91 3-1 29 2B **1-2** **3-H** **1B**		X SL 84 0-0 **SH1-3** ① **2-3**		B CU 74 C CH 82 X SI 89 1-1 **G1-3** ①		C SI 86 S SI 78 B SI 86 B CU 80 F CU 80 B CH 77 B SI 78 4-2 **BB**			2	0	1	1	1	0	0
29 Raul Ibanez, L (1, 7) OBP: 0.288, SLG: 0.414	C SL 86 C CU 77 X SL 86 0-2 **1-3** **2-H** **2B**		F CU 78 X SL 86 0-1 9 1B; 51 2B **3-H** **1B**		B SI 90 X SI 90 1-0 **L7** ②		B SI 85 1 SAFE 1 SAFE 1 SAFE F SI 85 X SI 84 1-1 **F8** ②			4	1	2	2	0	0	1
9 Domonic Brown, L (1, 9) OBP: 0.335, SLG: 0.394	C SI 92 B CU 78 X CH 82 1-1 **F7** ③		F SI 90 C SI 90 D SL 86 F FF 92 X CU 78 1-2 51 2B **1-2** **1B**		C SI 90 B SL 86 F CH 82 F SI 91 B CU 73 F SL 86 B SL 87 T SI 90 3-2 **K** ③		B CU 78 C CU 77 X CU 79 1-1 **F9** ③			4	1	1	0	0	1	3
51 Carlos Ruiz, R (1, 2) OBP: 0.372, SLG: 0.375		B SL 86 B SI 90 B SI 90 B SI 89 4-0 11 G6-3; 34 SH3 **BB**	X SL 86 0-0 **1-H** **2-H** **2B**			C CU 77 X SI 90 0-1 **G5-3** ①		B SI 88 S SL 83 S SL 83 S SL 84 1-3 **K** ①		3	0	1	2	1	1	0
34 Roy Halladay, R (1, 1) 7 Ross Gload, L (8, PH) OBP: 0.294, SLG: 0.318 37 Antonio Bastardo, R (9, 1)		X SI 90 0-0 **SH3** ① **1-2**	F SI 90 S SL 86 F SL 86 T SL 86 0-2 **K** ②			B SI 91 B SI 89 B FF 92 C FF 90 B FF 91 4-1 7 1B; **BB**		C CH 78 F SL 84 F SL 84 F SL 84 F CH 77 S SL 84 0-3 **K** ②		1 1 0	0 0 0	0 0 0	0 0 0	1 0 0	1 1 0	1 0 0
Inning Stats	R: 2 E: 0 K: 1 S: 15 H: 3 LOB: 2 BB: 1 P: 29	R: 0 E: 0 K: 1 S: 7 H: 0 LOB: 2 BB: 2 P: 19	R: 3 E: 0 K: 1 S: 17 H: 4 LOB: 1 BB: 0 P: 20	R: 0 E: 0 K: 1 S: 5 H: 0 LOB: 0 BB: 0 P: 11	R: 0 E: 0 K: 1 S: 8 H: 0 LOB: 0 BB: 0 P: 13	R: 0 E: 0 K: 0 S: 9 H: 1 LOB: 2 BB: 1 P: 15	R: 0 E: 0 K: 1 S: 12 H: 0 LOB: 1 BB: 1 P: 20	R: 0 E: 0 K: 2 S: 10 H: 0 LOB: 0 BB: 0 P: 13		1B: 5 2B: 3 3B: 0 HR: 0	SF: 0 SAC: 2 DP: 0 HBP: 0			WP: 0 PB: 0 SB: 0 CS: 0	PA: 37	

PITCHER		IP	WLS	BF	H	R	ER	SO	BB	IBB	HBP	BLK	WP	HR	S	P	ERA	WHIP
46 Tim Stauffer, R ERA: 3.05	(1, 1)	5.2	L	29	8	5	5	5	4	0	0	0	0	0	57	102	7.94	2.118
44 Josh Spence, L ERA: 0.63	(6, 1)	1.1		5	0	0	0	1	1	0	0	0	0	0	16	25	0.00	0.750
57 Luke Gregerson, R ERA: 2.55	(8, 1)	1.0		3	0	0	0	2	0	0	0	0	0	0	10	13	0.00	0.000

PITCHER	IP	WLS	BF	H	R	ER	SO	BB	IBB	HBP	BLK	WP	HR	S	P	ERA	WHIP

AB	30
R	5
H	8
RBI	5
BB	5
SO	8
LOB	12

TOP

San Diego Padres @ Philadelphia Phillies

Citizens Bank Park, Philadelphia, PA

Mon Jul 25 2011, 1:08 PM - 3:56 PM EDT

Att. 45,640 - Partly Cloudy - 87 F

livebaseballscorecards.com

Batter	1	2	3	4	5	6	7	8	9	AB	R	H	RBI	BB	SO	LOB
13 Chris Denorfia, R (1, 8) (6, 9) OBP: 0.346, SLG: 0.391	B SI 92 X FF 92 1-0 G6-3 ①	C FF 92 F CH 86 B FF 92 B FC 87 F SI 93 F CU 76 B CU 75 X FC 87 3-2 8 S / 7 S / 2-H / 1B		X SI 91 0-0 7 1B / 8 G3 / 47 SF8 / 1B		C FF 89 F CH 84 B CH 85 B SL 84 B CH 85 S SL 83 3-3 K ①		1 SAFE S FF 93 1 SAFE C SL 78 0-2 CS ③ / 1-2	C SL 79 B FF 93 C FF 93 B SL 78 F FF 93 X SL 80 2-2 G1-3 ①	5	2	2	1	0	1	0
8 Jason Bartlett, R (1, 6) OBP: 0.313, SLG: 0.304	C CH 87 C CU 76 F CU 76 C FC 88 0-3 K ②	B FF 93 B FC 88 C FF 92 B FC 89 B CH 84 4-1 7 2B / 2-3 / BB		1 SAFE C FC 86 1 SAFE C FF 91 F CU 76 B FC 86 1 SAFE X SI 92 1-2 G3 ① / 1-2		F SL 83 F FF 91 B FF 91 F CH 86 B CH 86 X SL 84 2-2 G5-3 ②			C SL 81 S FF 94 S FF 95 0-3 K ②	4	1	0	0	1	2	1
7 Chase Headley, S (1, 5) OBP: 0.387, SLG: 0.406	C FF 92 S FF 93 B FF 94 F CU 77 F FF 93 B FC 88 B FC 88 X FC 87 3-2 47 1B / 1B	C FF 91 B FF 91 1 SAFE X FF 92 1-1 1-H / 3-H / 2B		B CH 84 B SI 91 F FC 86 X FC 86 2-1 2-3 / 1B		F SI 91 B SL 84 F SL 84 B SI 91 B CH 87 S CH 86 3-3 K ③			C FF 94 F SI 94 X SL 78 0-2 G4-3 ③	5	0	3	1	0	1	0
47 Ryan Ludwick, R (1, 9) OBP: 0.305, SLG: 0.380 25 Will Venable, L (6, 8) OBP: 0.323, SLG: 0.339	X SI 93 0-0 1-2 / 1B	C FC 87 B FF 92 F SI 92 X CU 74 1-2 G5-3 ③		X FC 87 0-0 SF8 ② / 3-H			B SL 79 C SL 81 B SL 80 X SL 80 2-1 G3 ①			2	0	1	1	0	0	1
										1	0	0	0	0	0	0
88 Kyle Blanks, R (1, 7) OBP: 0.214, SLG: 0.154	B SI 91 C FC 87 B SI 92 B CH 86 X FC 87 3-1 G6-3 ③		F SI 91 C CU 74 S CU 75 0-3 K ①	S CU 75 S FC 87 B FF 91 S CU 75 1-3 K2-3 ③			C SL 80 B FF 89 S SL 81 F SL 81 S SL 83 1-3 K ②			4	0	0	0	0	3	3
15 Jesus Guzman, R (1, 3) OBP: 0.319, SLG: 0.522		X FF 91 0-0 1 G4-3 / 32 2B / 2B	B FC 87 C FC 86 B SI 92 X CH 86 2-1 G4-3 ②		B SI 90 S CH 84 B SI 90 B SI 91 S SI 90 F CH 86 X SL 85 3-2 P3 ①		B FF 90 X SL 82 1-0 G5-3 ③			4	1	1	0	0	0	0
1 Orlando Hudson, S (1, 4) OBP: 0.339, SLG: 0.324		X FC 87 0-0 G4-3 ① / 2-3	C FC 87 X CU 75 0-1 32 1B / 1B		B FF 91 C FF 90 B SI 91 X CH 85 2-1 2B			B FF 92 T SL 80 X FF 93 1-1 G6-3 ①		4	0	2	0	0	0	1
32 Rob Johnson, R (1, 2) OBP: 0.258, SLG: 0.291		C SI 92 B SI 92 B SI 92 B CU 74 X SI 92 3-1 13 1B / 2B / 3-H	B SI 92 C FC 87 B CH 84 F FC 86 X SI 92 2-2 1-2 / 1B		F SL 84 F CH 85 X SL 86 0-2 P6 ②			B SL 78 C SL 79 C FF 94 B SL 80 B FF 95 S SL 78 3-3 K ②		4	1	2	1	0	1	1
41 Aaron Harang, R (1, 1) OBP: 0.143, SLG: 0.171 50 Chad Qualls, R (7, 1) 11 Logan Forsythe, R (8, PH) OBP: 0.258, SLG: 0.267 37 Mike Adams, R (8, 1) 21 Heath Bell, R (9, 1)		L FF 92 S FF 93 C FF 93 0-3 K ②	S FF 91 C FF 91 S FF 92 0-3 K ③		S SL 84 B SI 91 X FF 91 1-1 G4-3 ③			B FF 93 B SL 80 H SL 77 3-0 13 CS / HBP		3	0	0	0	0	2	4
										0	0	0	0	0	0	0
										0	0	0	0	0	0	0
										0	0	0	0	0	0	0
										0	0	0	0	0	0	0

Inning Stats	1	2	3	4	5	6	7	8	9
R	0	4	0	1	0	0	0	0	0
E	0	0	0	0	0	0	0	0	0
K	1	1	2	1	0	2	1	1	1
S	13	18	13	11	11	10	7	7	10
H	2	4	2	2	1	0	0	0	0
LOB	2	1	0	1	1	0	0	0	0
BB	0	1	0	0	0	0	0	0	0
P	20	30	17	15	17	18	11	14	12

1B	7
2B	4
3B	0
HR	0
SF	1
SAC	0
DP	0
HBP	1

WP	0
PB	0
SB	2
CS	1
PA	40

AB	36
R	5
H	11
RBI	4
BB	1
SO	10
LOB	11

PITCHER		IP	WLS	BF	H	R	ER	SO	BB	IBB	HBP	BLK	WP	HR	S	P	ERA	WHIP
33 Cliff Lee, L ERA: 3.05	(1, 1)	4.0	L	23	10	5	5	5	1	0	0	0	0	0	55	82	11.25	2.750
48 Drew Carpenter, R ERA: 5.4	(5, 1)	2.0		7	1	0	0	2	0	0	0	0	0	0	21	35	0.00	0.500
54 Brad Lidge, R ERA:	(7, 1)	1.0		3	0	0	0	1	0	0	0	0	0	0	7	11	0.00	0.000
40 Michael Stutes, R ERA: 3.19	(8, 1)	2.0		6	0	0	0	2	0	0	1	0	0	0	17	26	0.00	0.000

PITCHER		IP	WLS	BF	H	R	ER	SO	BB	IBB	HBP	BLK	WP	HR	S	P	ERA	WHIP

BOTTOM

San Diego Padres @ Philadelphia Phillies

Citizens Bank Park, Philadelphia, PA

Mon Jul 25 2011, 1:08 PM - 3:56 PM EDT

Att. 45,640 - Partly Cloudy - 87 F

livebaseballscorecards.com

Batter	1	2	3	4	5	6	7	8	9	AB	R	H	RBI	BB	SO	LOB
11 Jimmy Rollins, S (1, 6) OBP: 0.338, SLG: 0.398	B CH 85 C CH 79 T CU 72 F FF 88 B CU 71 X CU 78 2-2 ① P5		B SI 89 S CH 83 C SI 90 B SI 90 B CU 73 B SI 90 4-2 26 1B BB		B SI 87 C CU 74 F CH 82 X SL 78 1-2 ① F8		1 SAFE C SI 91 1 SAFE P PO 81 X SI 93 1-1 ① FC4-6 7 CS 1-2f		C FF 94 X CU 80 0-1 ③ F9	4	0	0	0	1	0	2
7 Michael Martinez, S (1, 5) OBP: 0.273, SLG: 0.328	X FF 87 0-0 ② F7		B SI 90 C SI 90 B CH 84 F CH 82 X FF 90 2-2 ② F8		L CH 82 C CH 82 B SL 78 B FF 90 B CU 75 X FF 90 3-2 ② G3		1 SAFE B SI 93 B SI 94 C SI 93 F SI 93 X SL 89 2-2 ②③ F8 1-2			4	0	0	0	0	0	2
26 Chase Utley, L (1, 4) OBP: 0.381, SLG: 0.471	B SI 87 B CH 80 B SI 88 B FF 87 4-0 6 1B 8 2B BB		C CH 82 X FF 89 0-1 6 S 1-3 1B		B SI 88 X SI 89 1-0 ③ F7			C SI 93 C SL 89 C SL 89 0-3 ① K		3	1	1	0	1	1	0
6 Ryan Howard, L (1, 3) OBP: 0.343, SLG: 0.457	C CU 72 B FF 88 D CU 72 B CH 82 1 SAFE X SI 89 3-1 8 2B 1-3 1B		B CU 74 C CH 82 F FF 90 D SL 80 F SL 81 X CU 74 2-2 ③ F8 1-2			C CH 81 B FF 88 B CU 73 B CH 82 F SI 88 X FF 90 3-2 ① G4-3		S SL 89 C SL 88 C SL 88 0-3 ② K		4	0	1	0	0	1	2
8 Shane Victorino, S (1, 8) OBP: 0.376, SLG: 0.521	B CU 72 C SI 89 D CU 72 X CH 82 2-1 ③ 1-H 3-H 2B			C FF 87 X CU 74 0-1 ① F8		C SI 89 F CU 75 B FF 87 F SL 80 X CU 75 1-2 29 1B 2B		B SL 88 X FF 94 1-0 3B		4	1	3	1	0	0	0
29 Raul Ibanez, L (1, 7) OBP: 0.290, SLG: 0.417		B SI 87 C SI 87 F CU 73 F CU 78 S SL 79 1-3 ① K		B FF 88 C SI 88 B SI 88 X CU 75 2-1 9 3B 2B		C CU 73 X CU 74 0-1 2-H 1B		C SL 88 C SL 87 B FF 94 X SL 87 1-2 ③ G5-3		4	1	2	1	0	1	1
9 Domonic Brown, L (1, 9) OBP: 0.338, SLG: 0.405		X SI 89 0-0 ② P5		C SI 89 D CU 74 C FF 89 X SL 79 1-2 51 1B 2-H 3B		1 SAFE 1 SAFE C SI 88 X SI 89 0-1 ② P5			B SI 94 B SI 94 F FF 93 B SI 93 F FF 93 B CU 81 4-2 51 SH3 BB	3	1	1	1	1	0	1
51 Carlos Ruiz, R (1, 2) OBP: 0.372, SLG: 0.374	C FF 88 B FF 89 B CU 78 X SI 88 2-1 ③ G6-3			B SL 80 X FF 87 1-0 10 G6-4-3 3-H 1B		C FF 89 S CH 82 B FF 86 X SL 81 1-2 ③ P3			X FF 92 0-0 ① SH3 1-2	3	0	1	1	0	0	1
33 Cliff Lee, L (1, 1) OBP: 0.217, SLG: 0.318 10 Ben Francisco, R (4, PH) OBP: 0.328, SLG: 0.355 48 Drew Carpenter, R (5, 1) 54 Brad Lidge, R (7, 1) 15 John Mayberry Jr., R (7, PH) OBP: 0.317, SLG: 0.439 40 Michael Stutes, R (8, 1) 7 Ross Gload, L (9, PH) OBP: 0.290, SLG: 0.313			F FF 88 F SI 89 B FF 89 S SI 90 1-3 ① K	B SL 79 C SI 88 F CH 82 X SL 82 1-2 ②③ G6-4-3 1-2f			C SL 87 X SL 90 0-1 11 FC4-6 1B		B CU 82 F CU 82 F CU 83 T FF 95 1-2 ② K	1 1 0 0 1 0 1	0 0 0 0 0 0 1	0 0 0 0 1 0 1	0 0 0 0 0 0 1	1 0 0 0 0 0 1	0 1 0 0 0 0 1	0 0 0 0 0 0 1
Inning Stats	R: 1 E: 0 K: 0 S: 9 H: 2 LOB: 2 BB: 1 P: 20	R: 0 E: 0 K: 1 S: 7 H: 0 LOB: 0 BB: 0 P: 10	R: 0 E: 0 K: 1 S: 14 H: 1 LOB: 2 BB: 1 P: 23	R: 2 E: 0 K: 0 S: 11 H: 3 LOB: 0 BB: 0 P: 16	R: 0 E: 0 K: 0 S: 7 H: 0 LOB: 0 BB: 0 P: 12	R: 1 E: 0 K: 0 S: 14 H: 2 LOB: 1 BB: 0 P: 19	R: 0 E: 0 K: 0 S: 8 H: 1 LOB: 0 BB: 0 P: 10	R: 0 E: 0 K: 2 S: 10 H: 1 LOB: 1 BB: 0 P: 12	R: 0 E: 0 K: 1 S: 8 H: 0 LOB: 1 BB: 1 P: 13	1B: 5 2B: 3 3B: 2 HR: 0 SF: 0 SAC: 1 DP: 1 HBP: 0				WP: 0 PB: 0 SB: 1 CS: 1		PA: 37

	AB	33
	R	4
	H	10
	RBI	4
	BB	3
	SO	5
	LOB	11

PITCHER		IP	WLS	BF	H	R	ER	SO	BB	IBB	HBP	BLK	WP	HR	S	P	ERA	WHIP
41 Aaron Harang, R ERA: 3.45	(1, 1)	6.0	W	26	8	4	4	2	2	0	0	0	0	0	62	100	6.00	1.667
50 Chad Qualls, R ERA: 3.44	(7, 1)	1.0	H	3	1	0	0	0	0	0	0	0	0	0	8	10	0.00	1.000
37 Mike Adams, R ERA: 1.17	(8, 1)	1.0	H	4	1	0	0	2	0	0	0	0	0	0	10	12	0.00	1.000
21 Heath Bell, R ERA: 2.4	(9, 1)	1.0	S	4	0	0	0	1	1	0	0	0	0	0	8	13	0.00	1.000

PITCHER	IP	WLS	BF	H	R	ER	SO	BB	IBB	HBP	BLK	WP	HR	S	P	ERA	WHIP

Batter	1	2	3	4	5	6	7	8	9	AB	R	H	RBI	BB	SO	LOB
56 Andres Torres, S (1, 8) OBP: 0.325, SLG: 0.368	C SI 88 B SI 89 X CH 82 1-1 8 G6-3 48 SF7 2B		C FC 91 B SL 85 B SL 86 B SI 92 F FF 92 C SI 91 3-3 ③ K			B CH 82 C SL 86 B FF 91 X SI 90 2-1 ① L4		B SL 87 C SL 87 B SI 91 X FF 92 2-1 ③ G4-3		4	1	1	0	0	1	0
8 Jeff Keppinger, R (1, 4) OBP: 0.312, SLG: 0.417	X FF 90 0-0 ① G6-3 2-3			C FF 91 C SI 89 X SL 88 0-2 1B		C SI 89 X FF 89 0-1 ② F8			C FF 91 X FF 91 0-1 ① F8	4	0	1	0	0	0	1
48 Pablo Sandoval, S (1, 5) OBP: 0.345, SLG: 0.489	F SL 85 X SI 89 0-1 ② SF7 3-H			X FF 90 0-0 ① P6		X KC 76 0-0 ③ P5			B SL 86 B SL 86 B FF 91 C FF 92 F FF 92 X SI 92 3-2 ② F7	3	0	0	1	0	0	1
17 Aubrey Huff, L (1, 3) OBP: 0.294, SLG: 0.360	B SI 90 B CH 81 B SL 86 C SI 90 X FF 89 3-1 ③ F9			B FF 91 C SL 86 X FF 91 1-1 ② F9			B SI 89 C SL 84 F SL 86 B SL 85 B FF 92 X FF 92 3-2 ① G6-3		C FF 92 F FC 88 B SI 93 B SL 87 B SI 91 B FF 92 4-2 BB	3	0	0	0	1	0	1
12 Nate Schierholtz, L (1, 9) OBP: 0.326, SLG: 0.438		B FF 89 F SI 90 B CH 83 B FF 91 F FF 91 X SI 91 3-2 ① F8		B SL 86 X SI 90 1-0 ③ G4-3			B FF 91 B SL 85 C FF 90 X FF 91 2-1 ② G3-1		X SL 84 0-0 ③ F9	4	0	0	0	0	0	2
13 Cody Ross, R (1, 7) OBP: 0.342, SLG: 0.404		B FF 92 X SI 87 1-0 ② L5			C SI 89 C FF 89 X KC 77 0-2 E5		C FF 90 B SL 88 B SI 91 X FF 92 2-1 ③ L9			3	0	0	0	0	0	0
14 Mike Fontenot, L (1, 6) OBP: 0.309, SLG: 0.371		C FF 91 F KC 75 F SL 86 B SI 91 F CH 82 F SI 93 X FF 93 1-2 ③ P6			B SI 89 C FF 89 F FF 89 B SL 86 B FF 90 F FF 91 C SI 92 3-3 ① K			C FF 89 B SL 85 F FF 91 F SL 86 C SI 92 1-3 ① K		3	0	0	0	0	2	1
22 Eli Whiteside, R (1, 2) OBP: 0.306, SLG: 0.369			C FF 90 F SL 86 B SI 89 X KC 77 1-2 ① G1-4-3		F SL 86 F FF 88 B SI 92 F FF 89 C KC 78 1-3 ② K			X SL 86 0-0 ② F9		3	0	0	0	0	1	1
75 Barry Zito, L (1, 1) 33 Aaron Rowand, R (8, PH) OBP: 0.294, SLG: 0.368 59 Guillermo Mota, R (8, 1) OBP: 0.200, SLG: 0.400			C FF 90 B SI 90 X FF 89 1-1 ② L7		C FF 89 C FF 89 B FF 87 C FF 92 1-3 ③ K			X FF 89 0-0 HR		2 1 0	0 1 0	0 1 0	0 1 0	0 0 0	1 0 0	1 0 0
Inning Stats	R: 1 E: 0 K: 0 S: 7 H: 1 LOB: 0 BB: 0 P: 11	R: 0 E: 0 K: 0 S: 10 H: 0 LOB: 0 BB: 0 P: 15	R: 0 E: 0 K: 1 S: 8 H: 0 LOB: 0 BB: 0 P: 13	R: 0 E: 0 K: 0 S: 7 H: 1 LOB: 1 BB: 0 P: 9	R: 0 E: 1 K: 3 S: 14 H: 0 LOB: 1 BB: 0 P: 19	R: 0 E: 0 K: 0 S: 5 H: 0 LOB: 0 BB: 0 P: 7	R: 0 E: 0 K: 0 S: 7 H: 0 LOB: 0 BB: 0 P: 14	R: 1 E: 0 K: 1 S: 8 H: 1 LOB: 0 BB: 0 P: 11	R: 0 E: 0 K: 0 S: 8 H: 0 LOB: 1 BB: 1 P: 15	1B: 1 2B: 1 3B: 0 HR: 1 SF: 1 SAC: 0 DP: 0 HBP: 0						

PITCHER	IP	WLS	BF	H	R	ER	SO	BB	IBB	HBP	BLK	WP	HR	S	P	ERA	WHIP
49 Vance Worley, R (1, 1) ERA: 2.02	9.0	W	32	3	2	2	5	1	0	0	0	0	1	74	114	2.00	0.444

PITCHER	IP	WLS	BF	H	R	ER	SO	BB	IBB	HBP	BLK	WP	HR	S	P	ERA	WHIP

TOP

San Francisco Giants @ Philadelphia Phillies

Citizens Bank Park, Philadelphia, PA

Tue Jul 26 2011, 7:08 PM - 9:16 PM EDT

Att. 45,740 - Partly Cloudy - 88 F

livebaseballscorecards.com

AB	30
R	2
H	3
RBI	2
BB	1
SO	5
LOB	8



WP: 0 PA: 32
PB: 0
SB: 0
CS: 0

Batter	1	2	3	4	5	6	7	8	9	AB	R	H	RBI	BB	SO	LOB
11 Jimmy Rollins, S (1, 6) OBP: 0.335, SLG: 0.395	C SI 85 X CU 71 0-1 ① F7	B CH 75 C SI 84 F SI 84 X CU 71 1-2 ③ G1-3			C CH 74 X CH 73 0-1 ② G6-3		1 SAFE B SI 82 F CH 75 B SI 84 S SI 85 B FF 84 X CH 75 3-2 ③ F8			4	0	0	0	0	0	1
7 Michael Martinez, S (1, 5) OBP: 0.265, SLG: 0.317	B SI 85 C SI 85 F CH 75 X CH 76 1-2 ② F8		C SI 84 B CU 69 X CU 70 1-1 ① G6-3		F SI 84 C FF 84 X FF 84 0-2 ③ G6-3			B SI 92 X CH 84 1-0 ① P6		4	0	0	0	0	0	0
26 Chase Utley, L (1, 4) OBP: 0.383, SLG: 0.487	B FF 86 X FF 85 1-0 6 2B 1B		B FF 85 B FC 83 X FF 84 2-0 ② P4			C CU 69 B CU 71 B FF 86 B CH 76 X FF 84 3-1 IHR		B CH 83 C SI 92 B SI 92 B CH 85 F CH 84 X CH 84 3-2 ② L5		4	2	2	1	0	0	0
6 Ryan Howard, L (1, 3) OBP: 0.344, SLG: 0.468	C FC 81 1 SAFE X SI 85 0-1 1-H 29 HR 2B		C FF 85 C CU 71 B CU 72 X FF 85 1-2 ③ F7			S CU 69 B FC 81 X FC 79 1-1 ① F7		B SI 92 X CH 85 1-0 HR		4	2	2	2	0	0	0
8 Shane Victorino, S (1, 8) OBP: 0.374, SLG: 0.515	B CH 75 B SI 85 B CH 74 C SI 85 B SI 85 4-1 29 HR BB			B SI 84 B FF 84 F FF 82 C CH 74 B FF 84 F CH 74 F FF 83 F SI 83 X CH 76 3-2 ① F7		C CU 70 X FF 84 0-1 ② G6-3		X SI 93 0-0 ③ F7		3	1	0	0	1	0	0
29 Raul Ibanez, L (1, 7) OBP: 0.290, SLG: 0.425	X FC 81 0-0 1-H 2-H HR			X FF 85 0-0 ② F8		C FF 83 B CU 71 S CU 70 X FC 81 1-2 ③ G3				3	1	1	3	0	0	0
15 John Mayberry Jr., R (1, 9) OBP: 0.323, SLG: 0.461	C FF 85 C FF 85 S CU 71 0-3 ③ K2-3			B CH 74 S CH 76 X CU 70 1-1 HR			B FF 84 X FF 84 1-0 23 CS 2B			3	1	2	1	0	1	0
23 Brian Schneider, L (1, 2) OBP: 0.247, SLG: 0.297		B FF 84 X FF 83 1-0 ① G4-3		C FF 85 S CU 70 S CU 70 0-3 ③ K2-3			C FF 84 D CU 71 2 SAFE C CU 68 F CU 70 B FF 84 F FF 84 B CU 71 F FF 84 4-2 2-3 ① BB			2	0	0	0	1	1	0
49 Vance Worley, R (1, 1) OBP: 0.125, SLG: 0.167		B SI 84 X SI 83 1-0 ② P3			F SI 83 F FF 83 B CU 72 T CU 70 1-2 ① K		B FF 83 L FF 83 1 SAFE C CU 69 L CU 70 1-3 ② K			3	0	0	0	0	2	1
Inning Stats	R: 4 E: 0 K: 1 S: 13 H: 3 LOB: 0 BB: 1 P: 19	R: 0 E: 0 K: 0 S: 5 H: 0 LOB: 0 BB: 0 P: 8	R: 0 E: 0 K: 0 S: 6 H: 0 LOB: 0 BB: 0 P: 10	R: 1 E: 0 K: 1 S: 12 H: 1 LOB: 0 BB: 0 P: 16	R: 0 E: 0 K: 1 S: 8 H: 0 LOB: 0 BB: 0 P: 9	R: 1 E: 0 K: 0 S: 9 H: 1 LOB: 0 BB: 0 P: 14	R: 0 E: 0 K: 1 S: 12 H: 1 LOB: 1 BB: 1 P: 21	R: 1 E: 0 K: 0 S: 6 H: 1 LOB: 0 BB: 0 P: 11		1B: 1 2B: 2 3B: 0 HR: 4	SF: 0 SAC: 0 DP: 0 HBP: 0			WP: 0 PB: 0 SB: 0 CS: 1	PA: 32	

PITCHER		IP	WLS	BF	H	R	ER	SO	BB	IBB	HBP	BLK	WP	HR	S	P	ERA	WHIP
75 Barry Zito, L ERA: 5.24	(1, 1)	7.0	L	28	6	6	6	4	2	0	0	0	0	2	65	97	7.71	1.143
59 Guillermo Mota, R ERA: 4.1	(8, 1)	1.0		4	1	1	1	0	0	0	0	0	0	1	6	11	9.00	1.000

PITCHER	IP	WLS	BF	H	R	ER	SO	BB	IBB	HBP	BLK	WP	HR	S	P	ERA	WHIP

BOTTOM

San Francisco Giants @ Philadelphia Phillies

Citizens Bank Park, Philadelphia, PA

Tue Jul 26 2011, 7:08 PM - 9:16 PM EDT

Att. 45,740 - Partly Cloudy - 88 F

livebaseballscorecards.com

AB	30
R	7
H	7
RBI	7
BB	2
SO	4
LOB	2

Batter	1	2	3	4	5	6	7	8	9	AB	R	H	RBI	BB	SO	LOB
33 Aaron Rowand, R (1, 8) (8, 7) OBP: 0.293, SLG: 0.374	X FF 90 0-0 ① P4		B FC 89 S CH 85 X FF 92 1-1 1-H 3B			C FC 88 F FC 89 B FF 91 F CU 77 S CH 84 1-3 ① K	S CH 83 F FF 93 B FF 94 F FF 94 X CH 83 1-2 ② ③ G6-4-3 1-2f			4	0	1	1	0	1	3
14 Mike Fontenot, L (1, 6) OBP: 0.301, SLG: 0.360 35 Brandon Crawford, L (8, 6) OBP: 0.288, SLG: 0.276	B FF 91 B FF 91 F FF 91 S FC 88 B FC 89 S CH 83 3-3 ② K		C FF 92 B FC 90 B CH 85 X FC 89 2-1 ③ G4-3			X FF 92 0-0 ② P6		B FC 84 C CH 80 F FC 86 F CH 82 X CU 75 1-2 ① F8		4 0	0 0	0 0	0 0	0 0	1 0	1 0
48 Pablo Sandoval, S (1, 5) OBP: 0.344, SLG: 0.485	S CH 83 X CH 84 0-1 ③ P3			B CH 83 F FC 90 B FC 89 F FF 93 B FF 95 X FF 94 3-2 ① G5-3		C FF 88 X CU 77 0-1 1B		F FF 90 T FC 87 X FF 91 0-2 ② F8		4	0	1	0	0	0	0
17 Aubrey Huff, L (1, 3) OBP: 0.294, SLG: 0.362 9 Brandon Belt, L (8, PR) OBP: 0.338, SLG: 0.348 (8, 3)		X FC 88 0-0 ① B1-3		B FF 93 C FF 94 F CH 86 B CU 78 X FF 91 2-2 ② G3-1		X FF 91 0-0 ③ F8		B CH 82 X FC 87 1-0 2B		4 0	0 0	1 0	0 0	0 0	0 0	1 0
8 Jeff Keppinger, R (1, 4) OBP: 0.316, SLG: 0.421		C FF 91 B FC 90 S CH 84 F FC 91 F FF 94 B CU 77 S CH 84 2-3 ② K		C FF 93 F FF 90 X FF 94 0-2 ③ G5-3			S CH 81 X FC 88 0-1 12 2B 2B	B SL 80 B SL 81 C FF 88 S SL 80 D SL 82 D SL 80 4-2 BB		3	1	1	0	1	1	0
13 Cody Ross, R (1, 7) OBP: 0.341, SLG: 0.399 38 Brian Wilson, R (9, 1)		B FF 93 B FC 89 S CH 84 F FF 93 S CH 85 2-3 ③ K			C FF 86 B CU 76 X FF 91 1-1 ① G5-3		B FF 87 F FF 88 B CU 75 B CU 75 F CH 81 B FF 92 4-2 12 2B BB	B FF 90 C FF 88 B SL 81 F SL 80 S FF 89 2-3 ③ K		3 0	0 0	0 0	0 0	1 0	2 0	2 0
12 Nate Schierholtz, L (1, 9) OBP: 0.325, SLG: 0.439			B FC 89 F CH 84 X FF 92 1-1 ① L5		F FC 87 C FF 92 B CU 77 B FF 93 X FF 92 2-2 E3 18 FC6		B FF 90 X FF 91 1-0 1-3 2-H 2B		S SL 81 B FF 92 S SL 82 S SL 83 1-3 ① K	4	0	1	1	0	1	0
22 Eli Whiteside, R (1, 2) OBP: 0.311, SLG: 0.368			S CH 83 B FF 94 X CH 85 1-1 33 3B 1B		F FC 89 C FC 89 B FF 91 F FF 93 F FC 90 S CH 84 1-3 ② K		B FF 92 H FC 88 2-0 33 G6-4-3 HBP		C FF 92 F FF 93 S SL 84 0-3 ② K	3	1	1	0	0	2	1
18 Matt Cain, R (1, 1) OBP: 0.136, SLG: 0.119 49 Javier López, L (8, 1) 56 Andres Torres, S (8, 8) OBP: 0.324, SLG: 0.367			F CH 83 C FF 89 L FF 92 0-3 ② K		F FF 93 S FF 91 D FF 90 X FF 92 1-2 ③ FC6 1-2f		B FF 92 B CH 84 X FF 93 2-0 ① F4		C CH 83 B FF 93 B FF 91 S SL 84 X SL 83 2-2 ③ F8	3 0 1	0 0 0	0 0 0	0 0 0	0 0 0	1 0 0	5 0 0
Inning Stats	R: 0 E: 0 K: 1 S: 6 H: 0 LOB: 0 BB: 0 P: 9	R: 0 E: 0 K: 2 S: 9 H: 0 LOB: 0 BB: 0 P: 13	R: 1 E: 0 K: 1 S: 11 H: 2 LOB: 1 BB: 0 P: 16	R: 0 E: 0 K: 0 S: 9 H: 0 LOB: 0 BB: 0 P: 14	R: 0 E: 1 K: 1 S: 13 H: 0 LOB: 1 BB: 0 P: 18	R: 0 E: 0 K: 1 S: 8 H: 1 LOB: 1 BB: 0 P: 9	R: 1 E: 0 K: 0 S: 10 H: 2 LOB: 2 BB: 1 P: 20	R: 0 E: 0 K: 1 S: 13 H: 1 LOB: 2 BB: 1 P: 21	R: 0 E: 0 K: 2 S: 9 H: 0 LOB: 0 BB: 0 P: 12	1B: 2 2B: 3 3B: 1 HR: 0 SF: 0 SAC: 0 DP: 1 HBP: 1						WP: 0 PB: 0 SB: 0 CS: 0 PA: 36	

TOP

San Francisco Giants @ Philadelphia Phillies
Citizens Bank Park, Philadelphia, PA
Wed Jul 27 2011, 7:11 PM - 9:49 PM EDT
Att. 45,800 - Clear - 84 F

livebaseballscorecards.com

AB	33
R	2
H	6
RBI	2
BB	2
SO	9
LOB	13

PITCHER		IP	WLS	BF	H	R	ER	SO	BB	IBB	HBP	BLK	WP	HR	S	P	ERA	WHIP
35 Cole Hamels, L ERA: 2.61	(1, 1)	7.2	L	31	6	2	2	6	1	0	1	0	0	0	74	109	2.35	0.913
54 Brad Lidge, R ERA:	(8, 1)	0.1		2	0	0	0	1	1	0	0	0	0	0	5	11	0.00	3.000
37 Antonio Bastardo, L ERA: 1.38	(9, 1)	1.0		3	0	0	0	2	0	0	0	0	0	0	9	12	0.00	0.000

PITCHER	IP	WLS	BF	H	R	ER	SO	BB	IBB	HBP	BLK	WP	HR	S	P	ERA	WHIP

BOTTOM

San Francisco Giants @ Philadelphia Phillies
Citizens Bank Park, Philadelphia, PA
Wed Jul 27 2011, 7:11 PM - 9:49 PM EDT
Att. 45,800 - Clear - 84 F

livebaseballscorecards.com

Batter	1	2	3	4	5	6	7	8	9	AB	R	H	RBI	BB	SO	LOB
11 Jimmy Rollins, S (1, 6) OBP: 0.332, SLG: 0.391	C FF 90 C FF 90 F CU 77 F FF 91 B CH 87 B CH 86 X FF 93 2-2 ① F8		C CH 84 X FF 90 0-1 ② P5		B SI 92 X SI 91 1-0 ③ F8			X SI 88 0-0 ① FC1-6 26 S 1-2f		4	0	0	0	0	0	1
7 Michael Martinez, S (1, 5) OBP: 0.264, SLG: 0.323	C FF 91 X CH 86 0-1 ② G6-3		F CH 85 X CH 85 0-1 2B			B FF 90 C SL 84 X CU 77 1-1 ① G3		1 SAFE X SI 89 0-0 ② F9		4	0	1	0	0	0	1
26 Chase Utley, L (1, 4) OBP: 0.377, SLG: 0.477	C FF 91 X FF 92 0-1 ③ F8		C CU 76 X FF 90 0-1 ③ F9			C SL 85 C CU 77 X CH 87 0-2 ② G4-3		1 SAFE C SL 82 1 SAFE D SL 84 C SL 84 1 SAFE F SL 84 B SI 89 X SL 84 2-2 ③ F8 1-2		4	0	0	0	0	0	2
6 Ryan Howard, L (1, 3) OBP: 0.341, SLG: 0.463		B FF 90 C SL 84 S FF 91 F FF 93 B CU 78 F FF 93 X SL 87 2-2 ① G1-3		B SI 88 C FF 91 C SL 84 B CH 86 X FF 92 2-2 ① F7		C SL 88 B FF 92 B FF 92 B SL 88 F FF 94 X SL 89 3-2 ③ G3			C SL 88 B FF 92 F FF 93 B SL 90 B FF 94 X SL 90 3-2 ① F7	4	0	0	0	0	0	0
8 Shane Victorino, S (1, 8) OBP: 0.373, SLG: 0.512		B CH 86 C CU 77 B FF 92 C CH 86 X FF 93 2-2 ② G3		C SL 85 X CU 76 0-1 29 G4-3 1B			C FF 90 X FF 91 0-1 E2 9 1B		B SI 94 F FF 94 X SL 90 1-1 ② G4-3	4	1	1	0	0	0	0
29 Raul Ibanez, L (1, 7) OBP: 0.290, SLG: 0.423		C FF 92 B FF 92 X SL 86 1-1 9 BB 1B		B FF 90 X CH 85 1-0 ② G4-3 1-2			F FF 91 S FF 92 B FF 93 X FF 92 1-2 ① P6		B FF 93 B SL 88 C SL 90 F SL 90 F SL 89 F FF 95 F SL 88 F SI 95 X SI 95 2-2 ③ G4-3	4	0	1	0	0	0	2
9 Domonic Brown, L (1, 9) OBP: 0.343, SLG: 0.406		B FF 92 S FF 92 F FF 92 F SL 87 1 SAFE B FF 92 F CH 87 B FF 92 B FF 93 4-2 1-2 BB		B SL 85 B FF 92 F CH 87 F FF 92 F SL 86 F FF 93 D CU 80 S FF 92 3-3 ③ K			C SL 86 B FF 92 C SL 86 B FF 92 X SL 88 2-2 51 G6-4-3 1B 2-H			2	0	1	1	1	1	1
51 Carlos Ruiz, R (1, 2) OBP: 0.368, SLG: 0.370		B CU 78 B SL 88 X SL 88 2-0 ③ G5-3			F FF 89 C FF 91 B CU 78 X FF 91 1-2 ① G6-3		C CH 87 B SL 86 1 SAFE T FF 91 X CU 80 1-2 ②③ G6-4-3 1-2f			3	0	0	0	0	0	3
35 Cole Hamels, L (1, 1) OBP: 0.196, SLG: 0.204 54 Brad Lidge, R (8, 1) 7 Ross Gload, L (8, PH) OBP: 0.290, SLG: 0.313 21 Wilson Valdez, R (8, PR) OBP: 0.274, SLG: 0.291 37 Antonio Bastardo, R (9, 1)			B FF 90 C FF 90 C FF 90 X CH 86 1-2 ① G1-3		C SI 90 B CH 85 X SI 91 1-1 ② F7			B CH 83 X CH 84 1-0 CI 11 FC1-6		2 0 0 0 0	0 0 0 0 0	0 0 0 0 0	0 0 0 0 0	0 0 0 0 0	0 0 0 0 0	0 0 0 0 0
Inning Stats	R: 0 E: 0 K: 0 S: 9 H: 0 LOB: 0 BB: 0 P: 11	R: 0 E: 0 K: 0 S: 15 H: 1 LOB: 2 BB: 1 P: 26	R: 0 E: 0 K: 0 S: 9 H: 1 LOB: 1 BB: 0 P: 10	R: 0 E: 0 K: 1 S: 11 H: 1 LOB: 1 BB: 0 P: 17	R: 0 E: 0 K: 0 S: 6 H: 0 LOB: 0 BB: 0 P: 9	R: 0 E: 0 K: 0 S: 8 H: 0 LOB: 0 BB: 0 P: 12	R: 1 E: 1 K: 0 S: 11 H: 1 LOB: 0 BB: 0 P: 15	R: 0 E: 1 K: 0 S: 7 H: 0 LOB: 2 BB: 0 P: 10	R: 0 E: 0 K: 0 S: 12 H: 0 LOB: 0 BB: 0 P: 18	1B: 3 2B: 1 3B: 0 HR: 0 SF: 0 SAC: 0 DP: 1 HBP: 0						

	AB	31
	R	1
	H	4
	RBI	1
	BB	1
	SO	1
	LOB	10

WP: 0 PB: 0 SB: 1 CS: 0 PA: 33

PITCHER		IP	WLS	BF	H	R	ER	SO	BB	IBB	HBP	BLK	WP	HR	S	P	ERA	WHIP
18 Matt Cain, R ERA: 2.91	(1, 1)	7.0	W	27	4	1	0	1	1	0	0	0	0	0	70	102	0.00	0.714
49 Javier López, L ERA: 2.04	(8, 1)	1.0	H	3	0	0	0	0	0	0	0	0	0	0	6	8	0.00	0.000
38 Brian Wilson, R ERA: 2.77	(9, 1)	1.0	S	3	0	0	0	0	0	0	0	0	0	0	12	18	0.00	0.000

PITCHER	IP	WLS	BF	H	R	ER	SO	BB	IBB	HBP	BLK	WP	HR	S	P	ERA	WHIP

TOP

San Francisco Giants @ Philadelphia Phillies
Citizens Bank Park, Philadelphia, PA
Thu Jul 28 2011, 7:09 PM - 10:04 PM EDT
Att. 45,646 - Overcast - 85 F

livebaseballscorecards.com

Batter	1	2	3	4	5	6	7	8	9	AB	R	H	RBI	BB	SO	LOB
56 Andres Torres, S (1, 8) OBP: 0.323, SLG: 0.365	B SI 89 C SI 89 B SI 90 F FC 88 B FC 89 X SI 91 3-2 ① F8		F SI 88 X SL 81 0-1 8 CS 1B		F CH 82 D CH 83 F CH 82 C SI 90 1-3 ② K		B SI 93 B SL 80 X SI 93 2-0 ② P4			4	0	1	0	0	1	2
8 Jeff Keppinger, R (1, 4) OBP: 0.309, SLG: 0.412	F SI 90 B FC 88 F CH 84 X SI 90 1-2 ② G5-3		1 SAFE 1 SAFE 1 SAFE C SI 90 X CH 82 0-1 ②③ G5-3 1-2		B CH 82 B FC 88 X SI 90 2-0 ③ F8		F FF 87 C SL 80 B SI 88 X SL 81 1-2 ③ G5-3			4	0	0	0	0	0	3
15 Carlos Beltrán, S (1, 9) OBP: 0.388, SLG: 0.507	C FC 88 X SL 81 0-1 ③ G3-1			F SL 81 C SI 89 B FC 87 T SI 90 1-2 ① K		B CH 81 C FC 87 S CH 82 B CH 81 F FC 88 B CH 83 S CH 81 3-3 ① K		C FF 93 F SL 80 X FF 94 0-2 ① F9		4	0	0	0	0	2	0
48 Pablo Sandoval, S (1, 5) OBP: 0.342, SLG: 0.494		B SI 89 X CH 82 1-0 HR		B SI 90 B FC 88 B CH 80 X FC 86 3-0 ② G4-3		F CH 82 B SI 88 F FC 88 B SL 81 S SI 90 2-3 ② K		C SL 80 X SL 79 0-1 ② G4-3		4	1	1	1	0	1	0
17 Aubrey Huff, L (1, 3) OBP: 0.296, SLG: 0.364 9 Brandon Belt, L (8, 3) OBP: 0.338, SLG: 0.348		B FC 89 B SI 90 B FC 88 C SI 88 S FC 88 B FC 88 4-2 35 FC6-4 BB		B FC 87 X SI 90 1-0 12 1B 2B		C SL 80 X CH 81 1-1 ③ F9		F FF 93 B SL 80 B FF 93 X FF 92 2-1 ③ F7		3 0	1 0	1 0	0 0	1 0	0 0	0 0
12 Nate Schierholtz, L (1, 7) OBP: 0.328, SLG: 0.438		B SI 90 F FC 87 F FC 87 B SI 90 X CH 84 2-2 ① F7		D SI 89 F CH 82 B SI 91 F FC 89 F FC 89 D SL 84 F SI 89 X SL 82 3-2 2-H 1B			B SI 89 B CH 80 B CH 81 B SI 89 4-0 37 1B 33 E BB		C SI 91 B SL 84 F SI 91 B SL 84 F CH 84 B SI 92 F SI 92 F SI 91 X CH 84 3-2 ① L3	3	1	1	1	1	0	1
35 Brandon Crawford, L (1, 6) OBP: 0.281, SLG: 0.268		X SI 90 0-0 ② FC6-4 1-2f		1 SAFE C FC 88 F CH 84 X CH 84 0-2 ③ G6-3			B SI 89 1 SAFE C FC 87 F SI 90 X SI 88 1-2 ① P6		F SL 85 X SI 92 0-1 ② G4-3	4	0	0	0	0	0	3
37 Chris Stewart, R (1, 2) OBP: 0.294, SLG: 0.276		C SI 89 1 SAFE S SL 82 F SL 83 X SL 81 0-2 ③ G5-3			B SL 79 L SI 89 B FC 87 F SI 90 B CH 83 X SI 91 3-2 ① G5-3		F SI 91 X SI 92 0-1 33 E 1-3 1B		C SI 91 B CH 84 X SL 84 1-1 ③ G6-3	4	1	1	0	0	0	1
55 Tim Lincecum, L (1, 1) OBP: 0.171, SLG: 0.105 33 Aaron Rowand, R (7, PH) OBP: 0.292, SLG: 0.373 52 Ramon E Ramirez, R (7, 1) 41 Jeremy Affeldt, L (7, 1) 54 Sergio Romo, R (8, 1) 38 Brian Wilson, R (9, 1)			B SI 88 F SI 88 B FC 88 X SI 89 2-1 ① G1-3		B SI 90 B SI 90 C SI 89 X SI 90 2-1 1B		X SI 90 0-0 E5 1-H 3-H			2 1 0 0 0 0	0 0 0 0 0 0	1 0 0 0 0 0	0 1 0 0 0 0	0 0 0 0 0 0	0 0 0 0 0 0	0 0 0 0 0 0

	AB	33
	R	4
	H	6
	RBI	3
	BB	2
	SO	4
	LOB	10

Inning Stats	1	2	3	4	5	6	7	8	9
	R: 0 E: 0 K: 0 S: 8	H: 0 LOB: 0 BB: 0 P: 12	R: 1 E: 0 K: 0 S: 11	H: 1 LOB: 1 BB: 1 P: 18	R: 0 E: 0 K: 0 S: 6	H: 1 LOB: 0 BB: 0 P: 8	R: 1 E: 0 K: 1 S: 13	H: 2 LOB: 1 BB: 0 P: 21	R: 0 E: 0 K: 1 S: 9	H: 1 LOB: 1 BB: 0 P: 17	R: 0 E: 0 K: 2 S: 9	H: 0 LOB: 0 BB: 0 P: 15	R: 2 E: 1 K: 0 S: 10	H: 1 LOB: 1 BB: 1 P: 18	R: 0 E: 0 K: 0 S: 7	H: 0 LOB: 0 BB: 0 P: 9	R: 0 E: 0 K: 0 S: 10	H: 0 LOB: 0 BB: 0 P: 14

| | | |

BOTTOM

Batter	1	2	3	4	5	6	7	8	9	AB	R	H	RBI	BB	SO	LOB
11 Jimmy Rollins, S (1, 6) OBP: 0.333, SLG: 0.392	C FF 90 B CH 83 X CH 83 1-1 7 SH1-3 2B		B SL 86 C SI 90 B CH 81 S CH 84 D CH 84 D CH 84 4-2 1-2 BB		C SI 92 D CH 86 X FF 92 1-1 ② F9		B SI 92 D CH 89 B FF 93 C FF 92 X FF 93 3-1 ② F7		S SL 90 F SI 95 B SI 94 B SI 94 X SL 90 2-2 ② F9 2-3	4	0	1	0	1	0	3
7 Michael Martinez, S (1, 5) OBP: 0.264, SLG: 0.316	S CU 78 X FF 91 0-1 ① SH1-3 2-3		X CU 79 0-0 ② F7 2-3		B SL 83 B CH 83 C FF 91 B SL 82 B FF 92 4-1 1-2 BB		C CH 89 F SL 87 D CH 90 F CH 90 F FF 93 X CH 90 1-2 26 2B E1 2-3		B SL 89 B SL 91 B FF 94 C FF 93 C FF 94 F SL 88 S FF 94 3-3 ③ K	3	0	0	0	1	1	4
26 Chase Utley, L (1, 4) OBP: 0.374, SLG: 0.478	D SL 88 F SI 92 F CH 84 D SL 89 X SI 94 2-2 ② P6		C CH 83 S CH 84 C SI 93 0-3 ③ K		C CH 86 B SI 91 D CH 82 B SI 92 S CH 82 S CH 84 3-3 ③ K2-3		B CU 78 B CU 77 X SI 94 2-0 1-3 3-H 2B			4	0	1	1	0	2	5
6 Ryan Howard, L (1, 3) OBP: 0.338, SLG: 0.459	B CH 84 B SI 92 S CH 85 F FF 94 D FF 90 T CH 85 3-2 ③ K			B SI 90 S SI 89 C CU 79 X SI 92 1-2 ① G4-3		X CH 84 0-0 ① G4-3	S FF 95 B CU 78 B CU 78 C CU 78 F SI 95 F CU 78 X SI 96 2-2 ③ G1-3			4	0	0	0	0	1	3
8 Shane Victorino, S (1, 8)		B SI 90 B CH 83 S CH 83 F CH 84 F CH 84 X CH 85 2-2 ① G3		B FF 91 B FF 91 B SL 84 C SI 90 B SI 90 4-1 BB		B FF 91 C FF 90 X CH 84 1-1 1B		C SI 93 X SI 94 0-1 ① F9		3	0	1	0	1	0	0
29 Raul Ibanez, L (1, 7) OBP: 0.287, SLG: 0.418		B SL 86 C SL 87 F CH 84 F SI 93 B CH 85 F CH 83 X SL 86 2-2 ② F8		F CH 82 F SI 90 F FF 92 1 SAFE F CH 82 X FF 92 0-2 ② P3		B SL 84 B CH 82 X CH 83 2-0 ② F8		C SI 94 X CU 78 0-1 ② G1-3		4	0	0	0	0	0	2
9 Domonic Brown, L (1, 9) OBP: 0.338, SLG: 0.399 10 Ben Francisco, R (8, PH) OBP: 0.327, SLG: 0.354 (9, 9)		B SI 92 C SI 91 B SL 84 S CH 84 B CH 85 S CH 84 3-3 ③ K		D SL 86 X SI 90 1-0 ③ P5		C SL 83 1 SAFE B FF 91 F SL 83 F SI 91 X CH 86 1-2 ③ L8		C FF 88 X SL 78 0-1 ③ F7		3 1	0 0	0 0	0 0	0 0	1 0	2 0
51 Carlos Ruiz, R (1, 2) OBP: 0.370, SLG: 0.373			B SI 90 F FF 90 F FF 91 S CH 84 1-3 ① K		B CU 78 B SL 85 C SL 85 B FF 90 B FF 90 4-1 7 BB BB		B SL 86 C SL 86 X SL 87 1-1 7 E 26 2B 2B		C FF 92 C SI 93 S FF 94 0-3 ① K	3	1	1	0	1	2	0
38 Kyle Kendrick, R (1, 1) OBP: 0.294, SLG: 0.250 53 Juan Pablo Perez, R (7, 1) 54 Brad Lidge, R (7, 1) 15 John Mayberry Jr., R (7, PH) OBP: 0.327, SLG: 0.458 40 Michael Stutes, R (8, 1) 57 David Herndon, R (9, 1) 7 Ross Gload, L (9, PH) OBP: 0.300, SLG: 0.338			X FF 91 0-0 7 F7 11 BB 1B		L SI 91 S CH 85 M SL 86 0-3 ① K		B SL 88 F SL 88 C FF 93 S SL 88 1-3 ① K		C FF 93 F SL 89 X SL 87 0-2 11 F9 2B	2 0 0 1 0 0 1 0	0 0 0 0 0 0 0 0	1 0 0 0 0 0 0 0	0 0 0 0 0 0 0 0	1 0 0 1 0 0 0 0	1 0 0 1 0 0 0 0	1 0 0 1 0 0 0 0
Inning Stats	R: 0 E: 0 K: 1 S: 10 H: 1 LOB: 1 BB: 0 P: 16	R: 0 E: 0 K: 1 S: 12 H: 0 LOB: 0 BB: 0 P: 19	R: 0 E: 0 K: 2 S: 11 H: 1 LOB: 2 BB: 1 P: 16	R: 0 E: 0 K: 0 S: 10 H: 0 LOB: 1 BB: 0 P: 16	R: 0 E: 0 K: 2 S: 10 H: 0 LOB: 2 BB: 2 P: 22	R: 0 E: 0 K: 0 S: 8 H: 1 LOB: 1 BB: 0 P: 12	R: 1 E: 1 K: 1 S: 18 H: 2 LOB: 2 BB: 0 P: 28	R: 0 E: 0 K: 0 S: 6 H: 0 LOB: 0 BB: 0 P: 6	R: 0 E: 0 K: 2 S: 13 H: 1 LOB: 1 BB: 0 P: 18	1B: 2 2B: 4 3B: 0 HR: 0	SF: 0 SAC: 1 DP: 0 HBP: 0		WP: 0 PB: 0 SB: 0 CS: 0	PA: 38			

PITCHER		IP	WLS	BF	H	R	ER	SO	BB	IBB	HBP	BLK	WP	HR	S	P	ERA	WHIP
55 Tim Lincecum, R ERA: 2.78	(1, 1)	6.0	W	25	3	0	0	6	4	0	0	0	0	0	61	101	0.00	1.167
52 Ramon E Ramirez, R ERA: 2.16	(7, 1)	0.2		4	1	1	0	1	0	0	0	0	0	0	12	18	0.00	1.500
41 Jeremy Affeldt, L ERA: 2.98	(7, 1)	1.0	H	4	1	0	0	0	0	0	0	0	0	0	10	14	0.00	1.000
54 Sergio Romo, R ERA: 1.83	(8, 1)	0.1	H	1	0	0	0	0	0	0	0	0	0	0	2	2	0.00	0.000
38 Brian Wilson, R ERA: 2.72	(9, 1)	1.0	S	4	1	0	0	2	0	0	0	0	0	0	13	18	0.00	1.000

PITCHER	IP	WLS	BF	H	R	ER	SO	BB	IBB	HBP	BLK	WP	HR	S	P	ERA	WHIP

San Francisco Giants @ Philadelphia Phillies
Citizens Bank Park, Philadelphia, PA
Thu Jul 28 2011, 7:09 PM - 10:04 PM EDT
Att. 45,646 - Overcast - 85 F

livebaseballscorecards.com

AB	33
R	1
H	6
RBI	1
BB	4
SO	9
LOB	21

Batter	1	2	3	4	5	6	7	8	9	AB	R	H	RBI	BB	SO	LOB
38 Xavier Paul, L (1, 7) (6, 8) OBP: 0.288, SLG: 0.329	X SI 91 0-0 E4			B FC 90 B FC 90 C SI 91 F FC 91 X CH 83 2-2 22 G4-3 1B		C SI 92 B SI 91 F FC 90 B FC 90 X FC 90 2-2 G6-3		B FF 91 B FF 90 C FF 90 C FF 91 X FF 90 2-2 2-H 1B		4	0	2	1	0	0	0
46 Garrett Jones, L (1, 9) OBP: 0.318, SLG: 0.405	B FC 89 B CH 82 B FC 89 C SI 92 S FC 91 S CH 84 3-3 K			B FC 91 B CU 77 B FC 91 C SI 92 C FC 92 F FC 90 X FC 90 3-2 F9			C FC 88 X CU 77 0-1 L3	B CH 83 B FF 89 S FF 90 S CH 84 B CH 86 X CH 86 3-2 F7		4	0	0	0	0	1	2
22 Andrew McCutchen, R (1, 8) OBP: 0.380, SLG: 0.480 23 Matt Diaz, R (6, 7) OBP: 0.296, SLG: 0.339	B SI 93 F CH 84 S CU 78 B SI 92 X SI 92 2-2 P3			S SI 91 C FC 90 D CH 85 B FC 91 F SI 92 B CU 76 F SI 92 X FC 90 3-2 G4-3 1-2			F SI 91 B FC 90 B CU 76 F SI 90 B FC 89 X CH 83 3-2 G5-3		C SL 84 B CH 83 F CH 83 S SI 92 1-3 K	2 2	0 0	0 0	0 0	0 0	0 1	1 0
18 Neil Walker, S (1, 4) OBP: 0.336, SLG: 0.404 39 Jason Grilli, R (7, 1) 51 Steve Pearce, R (9, PH) OBP: 0.304, SLG: 0.324		B SI 91 B FC 90 C SI 91 F CH 84 F FC 91 X CH 84 2-2 G3		C SI 92 B SI 92 B FC 91 X CH 83 2-1 F9			S FC 89 X CU 76 0-1 G4-3		B SI 92 C SI 92 F SI 92 B SI 92 S CH 84 2-3 K	3 0 1	0 0 0	0 0 0	0 0 0	0 0 0	0 0 1	1 0 0
24 Pedro Alvarez, L (1, 5) OBP: 0.278, SLG: 0.288		B CU 77 S FC 90 X FC 90 1-1 G4-3			B CH 80 B FC 90 B SI 90 C SI 91 X FC 90 3-1 L8			C SI 89 X CH 84 0-1 G3-1	C SI 92 B CH 85 F CH 85 B SI 92 X SL 85 2-2 G3-1	4	0	0	0	0	0	0
37 Lyle Overbay, L (1, 3) OBP: 0.301, SLG: 0.343		B SI 93 B FC 91 C FC 91 C CU 79 C FC 91 2-3 K			B SI 90 B FC 90 X SI 91 2-0 F7			B FF 89 B SL 81 B CH 84 B FF 88 4-0 55 2B 3 2B BB		2	1	0	0	1	1	0
2 Brandon Wood, R (1, 6) (7, 4) OBP: 0.275, SLG: 0.335			B SI 92 B CH 82 C FC 90 X SI 92 2-1 F9		F SI 91 S CU 78 X CU 76 0-2 P3			C FF 90 F SL 83 B FF 90 T SI 90 1-2 K		3	0	0	0	0	1	1
55 Michael McKenry, R (1, 2) OBP: 0.294, SLG: 0.372			C FC 90 X SI 92 0-1 G6-3			S FC 89 F FC 90 B CU 76 F SI 91 F CH 84 S CH 82 0-3 K		B SL 82 X SI 90 1-0 1-3 3 2B 2B		3	1	1	0	0	1	0
50 Charlie Morton, R (1, 1) OBP: 0.057, SLG: 0.063 65 Tony Watson, L (5, 1) 3 Pedro Ciriaco, R (7, 6) OBP: 0.143, SLG: 0.286			C FC 91 F SI 92 S CU 78 0-3 K			B SI 92 C SI 91 C FC 90 B FC 90 F FC 90 F SI 92 C CU 77 2-3 K		S CH 84 F SL 84 B FF 91 F CH 86 D SL 86 D CH 86 F FF 92 F FF 92 X SL 84 3-2 38 1B 2-H 3-H 2B		1 1 1	0 0 1	0 0 1	0 0 2	1 1 0	0 0 0	0 0 0
Inning Stats	R: 0 E: 1 K: 1 S: 7 H: 0 LOB: 0 BB: 0 P: 12	R: 0 E: 0 K: 1 S: 9 H: 0 LOB: 0 BB: 0 P: 14	R: 0 E: 0 K: 1 S: 7 H: 0 LOB: 0 BB: 0 P: 9	R: 0 E: 0 K: 0 S: 14 H: 1 LOB: 1 BB: 0 P: 24	R: 0 E: 0 K: 0 S: 6 H: 0 LOB: 0 BB: 0 P: 11	R: 0 E: 0 K: 2 S: 14 H: 0 LOB: 0 BB: 0 P: 18	R: 0 E: 0 K: 0 S: 7 H: 0 LOB: 0 BB: 0 P: 10	R: 3 E: 0 K: 1 S: 18 H: 3 LOB: 1 BB: 1 P: 32	R: 0 E: 0 K: 2 S: 9 H: 0 LOB: 0 BB: 0 P: 14	1B: 2 2B: 2 3B: 0 HR: 0 SF: 0 SAC: 0 DP: 0 HBP: 0						

TOP

Pittsburgh Pirates @ Philadelphia Phillies
Citizens Bank Park, Philadelphia, PA
Fri Jul 29 2011, 7:08 PM - 10:06 PM EDT
Att. 45,599 - Partly Cloudy - 94 F

livebaseballscorecards.com

AB	31
R	3
H	4
RBI	3
BB	1
SO	8
LOB	5

WP: 0 PB: 0 SB: 0 CS: 0 PA: 32

PITCHER		IP	WLS	BF	H	R	ER	SO	BB	IBB	HBP	BLK	WP	HR	S	P	ERA	WHIP
34 Roy Halladay, R ERA: 2.44	(1, 1)	7.0	W	22	1	0	0	5	0	0	0	0	0	0	64	98	0.00	0.143
48 Drew Carpenter, R ERA: 7.71	(8, 1)	1.0		7	3	3	3	1	1	0	0	0	0	0	18	32	27.00	4.000
57 David Herndon, R ERA: 4.5	(9, 1)	1.0		3	0	0	0	2	0	0	0	0	0	0	9	14	0.00	0.000

PITCHER	IP	WLS	BF	H	R	ER	SO	BB	IBB	HBP	BLK	WP	HR	S	P	ERA	WHIP

Batter	1	2	3	4	5	6	7	8	9	AB	R	H	RBI	BB	SO	LOB
11 Jimmy Rollins, S (1, 6) OBP: 0.335, SLG: 0.400	B SI 90 B SI 90 B SI 91 B SI 90 4-0 9 CS BB	X SI 90 0-0 9 E 26 HR 1-3 1B	C SI 88 F CU 77 B SI 90 B CU 78 F CU 76 F FC 86 X FS 86 2-2 G4-3 ①		C SI 88 B SI 90 C SI 90 B SI 90 B SI 90 F SI 90 X SI 91 3-2 F8 ①		F SL 81 F FF 93 X SL 81 0-2 2-H HR			4	2	2	2	1	0	0
9 Domonic Brown, L (1, 9) OBP: 0.335, SLG: 0.393	1 SAFE C SI 89 B FF 88 1 SAFE X SI 91 1-1 ① 26 3B 1-2 1B	X SI 89 0-0 E4 26 HR 1-3 3-H	B CU 76 C FS 80 B FF 86 B SI 89 F FF 87 F FF 88 X SI 89 3-2 ② L9		C SI 90 S SI 91 S SI 90 0-3 ② K		F FF 92 B FF 93 T SL 80 B SL 80 F FF 93 F SL 81 B SI 93 F SL 80 S FF 93 3-3 ③ K			5	2	1	1	0	2	1
26 Chase Utley, L (1, 4) OBP: 0.379, SLG: 0.505 7 Michael Martinez, S (9, 4) OBP: 0.264, SLG: 0.316	B FF 88 F FF 91 1 SAFE 1 SAFE C CU 77 X FF 91 1-2 6 2B 1-H 3B	D CU 78 B SI 90 X SI 91 2-0 1-H 3-H HR	C FF 89 B FS 76 S CU 77 F FF 90 X CU 78 1-2 1B		C SI 90 B SL 84 F SI 90 T SL 85 1-2 ③ K			C SI 90 B SL 79 C FF 92 S FF 92 1-3 ① K		5 0	2 0	3 0	4 0	0 0	2 0	0 0
6 Ryan Howard, L (1, 3) OBP: 0.337, SLG: 0.459 15 John Mayberry Jr., R (8, 3) OBP: 0.320, SLG: 0.455	B SI 91 B FS 80 X FS 81 2-0 8 1B 29 1B 3-H 2B	C SI 92 X SI 90 0-1 F7 ②	C CU 76 B FS 76 F FF 88 S SI 89 1-3 ③ K			B SL 88 S SI 89 F SI 90 T SI 89 1-2 ① K		F FF 90 B FF 91 B SL 80 F SL 79 F FF 92 S FF 92 2-3 ② K		4 1	1 0	1 0	1 0	0 0	2 1	1 0
8 Shane Victorino, S (1, 8) OBP: 0.378, SLG: 0.521	B CU 77 B FF 90 B SI 88 C SI 92 F SI 91 F SI 89 X SI 91 3-2 29 1B 2-3 1B	B FF 90 C SI 90 B CU 78 F SI 89 X CU 78 2-2 21 BB 3B		B SI 88 F SI 87 X SI 89 1-1 ① F7		F SI 90 C SI 91 C SI 90 0-3 ② K		S FF 91 X SL 80 0-1 2B		5	1	3	0	0	1	0
29 Raul Ibanez, L (1, 7) OBP: 0.291, SLG: 0.418	C SI 91 S CU 78 X CU 78 0-2 51 G6-3 1-3 3-H 1B	B SI 90 B SI 90 B SI 90 B SI 90 4-0 21 BB 51 HBP BB		X SI 90 0-0 E6 21 BB		C SI 90 F SL 84 B SI 90 X SL 85 1-2 ③ L9		B SI 92 B FF 91 B FF 92 B SI 92 4-0 BB		3	0	1	1	2	0	0
51 Carlos Ruiz, R (1, 2) OBP: 0.370, SLG: 0.369	C SI 91 B SI 90 X SI 90 1-1 ② ③ G6-3 1-2f	H SI 90 1-0 21 BB 1-2 HBP		F SI 89 X FS 81 0-1 ② P4			B SI 91 B FF 91 B FF 91 B FF 91 4-0 21 FC5-4 BB	B SL 80 X FF 91 1-0 ③ G6-3		3	0	0	0	1	0	5
21 Wilson Valdez, R (1, 5) OBP: 0.278, SLG: 0.287		B SI 90 C SI 91 S SI 90 S CU 77 1-3 K 11 1S 9 E 4-2 1-2 2-3 3-H BB		B SI 89 S SI 90 B FS 80 S SI 89 D SI 87 F SI 89 B SI 89 4-2 34 FC1-6 1-2 BB			C FF 92 F FF 93 D SL 82 X SL 80 1-2 ① FC5-4 7 WP 11 HR 1-2f			2	2	0	1	2	1	1
34 Roy Halladay, R (1, 1) OBP: 0.098, SLG: 0.061 7 Ross Gload, L (7, PH) OBP: 0.296, SLG: 0.333 48 Drew Carpenter, R (8, 1) 57 David Herndon, R (9, 1)		M SI 89 B SI 89 S SI 89 1 SAFE T SI 90 1-2 ① K F SI 92 B CU 78 X CU 77 1-3 ③ K		S SI 89 F SI 90 F SI 90 X SI 90 0-2 ③ FC1-6 1-2f			S FF 91 B FF 92 S FF 93 B FF 92 T FF 93 2-2 ② K 1-2			3 1 0 0	0 0 0 0	0 0 0 0	0 0 0 0	0 0 0 0	2 1 0 0	6 1 0 0
Inning Stats	R: 3 E: 0 K: 0 S: 15 H: 5 LOB: 1 BB: 1 P: 27	R: 5 E: 1 K: 3 S: 20 H: 3 LOB: 3 BB: 2 P: 36	R: 0 E: 0 K: 1 S: 16 H: 1 LOB: 1 BB: 0 P: 23	R: 0 E: 1 K: 0 S: 12 H: 0 LOB: 2 BB: 1 P: 17	R: 0 E: 0 K: 2 S: 10 H: 0 LOB: 0 BB: 0 P: 14	R: 0 E: 0 K: 2 S: 9 H: 0 LOB: 0 BB: 0 P: 11	R: 2 E: 0 K: 2 S: 15 H: 1 LOB: 0 BB: 1 P: 25	R: 0 E: 0 K: 2 S: 10 H: 1 LOB: 2 BB: 1 P: 18		1B: 5 2B: 2 3B: 2 HR: 2 SF: 0 SAC: 0 DP: 1 HBP: 1				WP: 2 PB: 0 SB: 0 CS: 1 PA: 43		

PITCHER		IP	WLS	BF	H	R	ER	SO	BB	IBB	HBP	BLK	WP	HR	S	P	ERA	WHIP
50 Charlie Morton, R ERA: 4.04	(1, 1)	4.0	L	27	9	8	6	4	4	0	1	0	1	1	63	103	13.50	3.250
65 Tony Watson, L ERA: 1.64	(5, 1)	2.0		6	0	0	0	4	0	0	0	0	0	0	19	25	0.00	0.000
39 Jason Grilli, R ERA: 2.35	(7, 1)	2.0		10	2	2	2	4	2	0	0	0	1	1	25	43	9.00	2.000

PITCHER	IP	WLS	BF	H	R	ER	SO	BB	IBB	HBP	BLK	WP	HR	S	P	ERA	WHIP

BOTTOM

Pittsburgh Pirates @ Philadelphia Phillies
Citizens Bank Park, Philadelphia, PA
Fri Jul 29 2011, 7:08 PM - 10:06 PM EDT
Att. 45,599 - Partly Cloudy - 94 F

livebaseballscorecards.com

AB	36
R	10
H	11
RBI	10
BB	6
SO	12
LOB	15

Batter	1	2	3	4	5	6	7	8	9	AB	R	H	RBI	BB	SO	LOB
3 Pedro Ciriaco, R (1, 6) OBP: 0.273, SLG: 0.364	C SI 92 B SI 92 F FF 92 X CH 86 1-2 ① G4-3		S CH 86 F FC 88 X CU 75 0-2 1B		L FC 88 B CU 75 C FF 92 S FF 92 1-3 ② K			X FF 92 0-0 22 FC6-4 23 BB 18 1B 1B	C CH 84 B FF 93 S FF 94 B SL 82 C FF 94 2-3 ③ K	4	1	2	0	0	1	0
46 Garrett Jones, L (9, PH) OBP: 0.317, SLG: 0.404										1	0	0	0	0	1	0
23 Matt Diaz, R (1, 7) OBP: 0.295, SLG: 0.333	X CH 86 0-0 ② G5-3		C FF 91 D CU 76 T CH 85 B FF 92 S FC 87 2-3 ② K		B FF 92 S FC 86 F FC 86 B FF 92 C SI 92 2-3 ③ K			B SI 91 S SI 91 C SI 92 B SI 92 B SI 92 D CH 86 4-2 22 FC6-4 1-2 BB		3	0	0	0	1	2	1
22 Andrew McCutchen, R (1, 8) OBP: 0.379, SLG: 0.476	B FF 93 S FC 87 B FC 88 B CH 86 C FC 87 B FF 92 4-2 18 1B BB		B FF 91 C FF 91 C FF 92 D CU 76 B FC 87 F FC 87 F CH 85 C FF 92 3-3 ③ K			S CH 83 C CH 84 S CU 74 0-3 ① K		1 SAFE F FC 89 C FF 92 B SI 93 X FF 92 1-2 ① FC6-4 51 FC5-4 18 1B 2 1B 1-2f 2-3		3	1	0	0	1	2	3
18 Neil Walker, S (1, 4) OBP: 0.340, SLG: 0.408	B SI 92 F FF 91 X FC 88 1-1 1-3 1B			B FF 90 S FF 90 B FF 92 B FF 91 X FF 91 3-1 ① F8		C CH 84 B CU 74 B FC 85 C FC 85 X CU 75 2-2 51 G5-4-3 1B		F SI 92 X SI 94 0-1 51 FC5-4 1-2 3-H 1B		4	0	3	1	0	0	0
51 Steve Pearce, R (1, 9) OBP: 0.289, SLG: 0.307	X SI 91 0-0 ③ G6-3			C SI 92 F FF 92 C FF 93 0-3 ② K		C FC 85 F SI 92 F FC 87 X FF 92 0-2 ②③ G5-4-3 1-2f		C CH 84 F FC 88 X CU 75 0-2 ② FC5-4 2 1B 1-2f 2-3		4	0	0	0	0	1	5
2 Brandon Wood, R (1, 3) OBP: 0.280, SLG: 0.339		C FC 86 F FF 91 F CU 74 B FC 88 T CH 86 1-2 ① K		B FC 88 F FC 87 C FF 92 F CU 76 X FF 92 1-2 24 HR 1B			C CH 84 X FC 87 0-1 ① F9	C SI 93 B FF 93 F CH 85 F CH 85 F SI 92 B CU 74 X CU 74 2-2 1-2 3-H 1B		4	1	2	1	0	1	0
24 Pedro Alvarez, L (1, 5) OBP: 0.283, SLG: 0.309		B FF 92 C FC 88 C SI 92 B CU 76 X FC 88 2-2 ② G4-3		X FC 87 0-0 1-H HR			H FF 91 1-0 HBP	B SL 84 C FF 92 S FF 92 F SL 84 S SL 85 1-3 ③ K		3	1	1	2	0	1	2
55 Michael McKenry, R (1, 2) OBP: 0.285, SLG: 0.359		B FF 92 S SI 92 F FF 92 S CH 86 1-3 ③ K		B CH 86 S CH 85 F SI 92 B SI 92 S FC 88 2-3 ③ K			C FF 90 S FC 86 C SI 92 0-3 ② K		C FF 94 S FF 95 S CH 84 0-3 ① K	4	0	0	0	0	4	1
53 James McDonald, L (1, 1) OBP: 0.125, SLG: 0.079 25 Daniel McCutchen, R (6, 1) 37 Lyle Overbay, L (7, PH) OBP: 0.301, SLG: 0.342 30 Chris Resop, R (7, 1) 43 Jose Veras, R (8, 1) 38 Xavier Paul, L (9, PH) OBP: 0.287, SLG: 0.327			C FF 90 C FF 91 C FF 91 0-3 ① K		F FF 90 F FF 92 X FF 92 0-2 ① G4-3		X SI 91 0-0 ③ G3		C FF 94 S CH 83 F FF 93 F CH 84 S CH 84 0-3 ② K2-3	2 0 1 0 0 1	0 0 0 0 0 0	0 0 0 0 0 0	0 0 0 0 0 0	0 0 0 0 0 0	1 0 0 0 0 1	0 0 1 0 0 0
Inning Stats	R: 0 E: 0 K: 0 S: 9 H: 1 LOB: 2 BB: 1 P: 15	R: 0 E: 0 K: 2 S: 10 H: 0 LOB: 0 BB: 0 P: 14	R: 0 E: 0 K: 3 S: 14 H: 1 LOB: 1 BB: 0 P: 19	R: 2 E: 0 K: 2 S: 13 H: 2 LOB: 0 BB: 0 P: 19	R: 0 E: 0 K: 2 S: 9 H: 0 LOB: 0 BB: 0 P: 12	R: 0 E: 0 K: 1 S: 10 H: 1 LOB: 0 BB: 0 P: 12	R: 0 E: 0 K: 1 S: 6 H: 0 LOB: 1 BB: 0 P: 7	R: 2 E: 0 K: 1 S: 20 H: 3 LOB: 2 BB: 1 P: 28	R: 0 E: 0 K: 3 S: 11 H: 0 LOB: 0 BB: 0 P: 13	1B: 7 2B: 0 3B: 0 HR: 1	SF: 0 SAC: 0 DP: 1 HBP: 1					

PITCHER		IP	WLS	BF	H	R	ER	SO	BB	IBB	HBP	BLK	WP	HR	S	P	ERA	WHIP
33 Cliff Lee, L ERA: 3.14	(1, 1)	7.2	W	33	8	4	4	11	2	0	1	0	0	1	87	121	4.70	1.304
37 Antonio Bastardo, L ERA: 1.37	(8, 1)	0.1	H	1	0	0	0	1	0	0	0	0	0	0	4	5	0.00	0.000
46 Ryan Madson, R ERA: 1.96	(9, 1)	1.0	S	3	0	0	0	3	0	0	0	0	0	0	11	13	0.00	0.000

PITCHER	IP	WLS	BF	H	R	ER	SO	BB	IBB	HBP	BLK	WP	HR	S	P	ERA	WHIP

TOP

Pittsburgh Pirates @ Philadelphia Phillies
Citizens Bank Park, Philadelphia, PA
Sat Jul 30 2011, 7:08 PM - 10:06 PM EDT
Att. 45,737 - Clear - 90 F

livebaseballscorecards.com

AB	34
R	4
H	8
RBI	4
BB	2
SO	15
LOB	13

BOTTOM

Pittsburgh Pirates @ Philadelphia Phillies
Citizens Bank Park, Philadelphia, PA
Sat Jul 30 2011, 7:08 PM - 10:06 PM EDT
Att. 45,737 - Clear - 90 F

livebaseballscorecards.com

Batter	1	2	3	4	5	6	7	8	9	AB	R	H	RBI	BB	SO	LOB
11 Jimmy Rollins, S (1, 6) OBP: 0.336, SLG: 0.407	C FF 92 C SI 93 B FF 94 C SI 94 1-3 K ①		X SI 93 0-0 HR	C CU 76 X CU 76 0-1 1-2 6 1B 26 E 1B	B CU 76 B CH 82 C FF 93 X SI 94 2-1 P5 ③		X SI 92 0-0 F7 ③			5	2	2	1	0	1	3
8 Shane Victorino, S (1, 8) OBP: 0.378, SLG: 0.526	B SI 94 X SI 93 1-0 F9 ②		B CH 82 C FF 93 S CU 77 X CU 78 1-2 6 2B 26 S 1B	F SI 94 S SI 83 S SI 94 0-3 K ②		C SI 91 B FF 93 F SI 91 B SI 92 B CH 84 F SI 91 S SI 91 3-3 K ①		X SI 92 0-0 3 1B 3B		5	2	2	0	0	2	2
26 Chase Utley, L (1, 4) OBP: 0.380, SLG: 0.500	C FF 93 B SI 94 B SI 94 B FF 94 X SI 94 3-1 F8 ③		C SI 94 B CH 83 B SI 94 D CH 82 D CU 76 4-1 1-2 6 2B BB	C CU 76 F SI 95 F SI 96 D CU 79 B CU 77 X SI 94 2-2 1-2 2-H 6 1B E9 1B		C SI 92 X FF 92 0-1 P6 ②		B FS 83 B FS 84 X SI 92 2-0 G3 ①		4	0	1	0	1	0	1
6 Ryan Howard, L (1, 3) OBP: 0.344, SLG: 0.477		B SI 91 X FF 93 1-0 HR	B SI 94 B CU 75 X SI 94 2-0 1-3 2-H 2B	D SI 84 2 SAFE C CU 76 X SI 95 1-1 1-3 2-H 3 FC5-4 1B		S CH 82 S CH 84 B CH 84 B CH 83 X SI 92 2-2 2B		I IN 70 I IN 72 I IN 68 I IN 68 4-0 27 1B 3 1B IBB		4	1	4	3	1	0	0
3 Hunter Pence, R (1, 9) OBP: 0.355, SLG: 0.468		C SL 80 B SI 94 B SI 92 S SL 80 X CU 77 2-2 G4-3 ①	X SI 93 0-0 F7 ②	C CU 76 X CU 77 0-1 1-2f FC5-4 ③		B SL 85 X SL 84 1-0 G6-3 ③		B CU 78 X CU 78 1-0 1-2 3-H 27 1B 1B		5	0	1	1	0	0	5
29 Raul Ibanez, L (1, 7) OBP: 0.290, SLG: 0.413		B SI 93 C FF 93 S FF 94 X SI 95 1-2 E4	I IN 58 I IN 57 I IN 58 I IN 59 4-0 27 FC6-4 IBB		B CH 77 X SI 92 1-0 P3 ①		B SI 92 C FF 92 F SI 93 S FF 93 1-3 K ①	B SI 94 S CU 78 B CU 78 X SI 94 2-1 F8 ②		4	0	0	0	1	1	2
27 Placido Polanco, R (1, 5) OBP: 0.331, SLG: 0.347		S SL 81 C CU 75 B SI 94 X CU 77 1-2 G6-3 ②	B SI 93 X SI 93 1-0 1-2f FC6-4 ③		C SL 78 F SI 92 B CU 76 B CU 75 F SI 93 X CU 75 2-2 G6-3 ②		X FF 94 0-0 51 2B 1B	B CU 77 B SI 95 X SI 94 2-0 1-2 2-3 1B		5	1	2	0	0	0	4
51 Carlos Ruiz, R (1, 2) OBP: 0.371, SLG: 0.374		B SI 94 C CU 74 B CU 76 F CU 76 S SI 95 2-3 K ③		F SL 77 F SI 93 S CU 77 0-3 K ① C SL 80 B CU 75 B SI 93 S SL 79 X FF 92 2-2 33 1B 1B		B FF 93 B FF 91 1 SAFE F FF 93 B SI 95 1 SAFE F FF 94 1 SAFE X FF 93 3-2 1-H 33 G6-3 2B		C CU 79 B CU 77 B CU 78 X SI 96 2-1 L6 ③		5	0	2	1	0	2	4
33 Cliff Lee, L (1, 1) OBP: 0.240, SLG: 0.333 37 Antonio Bastardo, R (8, 1) 46 Ryan Madson, L (9, 1)			B FF 92 F FF 93 F SI 92 B CU 78 F SI 94 F SI 94 S FF 95 2-3 K ① B SI 92 X SI 92 1-0 26 1B 11 1B 26 E 1B	X SI 92 0-0 1-3 1B		F FF 92 B SI 91 B FF 92 F FF 92 F FF 92 X FF 91 2-2 G6-3 ② 2-3				4 0 0	1 0 0	2 0 0	0 0 0	0 0 0	1 0 0	1 0 0
Inning Stats	R: 0 E: 0 K: 1 S: 6 H: 0 LOB: 0 BB: 0 P: 11	R: 1 E: 1 K: 1 S: 13 H: 1 LOB: 1 BB: 0 P: 20	R: 2 E: 0 K: 1 S: 13 H: 3 LOB: 3 BB: 2 P: 27	R: 2 E: 1 K: 2 S: 17 H: 4 LOB: 2 BB: 0 P: 21	R: 0 E: 0 K: 0 S: 11 H: 2 LOB: 2 BB: 0 P: 18	R: 0 E: 0 K: 1 S: 10 H: 1 LOB: 1 BB: 0 P: 16	R: 1 E: 0 K: 1 S: 12 H: 2 LOB: 1 BB: 0 P: 18	R: 1 E: 0 K: 0 S: 8 H: 3 LOB: 3 BB: 1 P: 21		1B: 10 2B: 3 3B: 1 HR: 2 SF: 0 SAC: 0 DP: 0 HBP: 0				WP: 0 PB: 0 SB: 1 CS: 0 PA: 44		

	AB	41
	R	7
	H	16
	RBI	6
	BB	3
	SO	7
	LOB	22

PITCHER		IP	WLS	BF	H	R	ER	SO	BB	IBB	HBP	BLK	WP	HR	S	P	ERA	WHIP
53 James McDonald, R ERA: 4.17	(1, 1)	5.0	L	28	10	5	5	5	1	1	0	0	0	2	60	97	9.00	2.200
25 Daniel McCutchen, R ERA: 2.17	(6, 1)	1.0		4	1	0	0	1	0	0	0	0	0	0	10	16	0.00	1.000
30 Chris Resop, R ERA: 3.38	(7, 1)	1.0		5	2	1	1	1	0	0	0	0	0	0	12	18	9.00	2.000
43 Jose Veras, R ERA: 3.38	(8, 1)	1.0		7	3	1	1	0	0	1	0	0	0	0	8	21	9.00	3.000

PITCHER	IP	WLS	BF	H	R	ER	SO	BB	IBB	HBP	BLK	WP	HR	S	P	ERA	WHIP

Batter	1	2	3	4	5	6	7	8	9	10	AB	R	H	RBI	BB	SO	LOB
38 Xavier Paul, L (1, 7) OBP: 0.290, SLG: 0.329	C FF 87 X FF 89 0-1 B1-3 ①		B FF 90 F FF 91 X FF 91 1-1 1B		C SL 83 B SL 86 X FF 90 1-1 2-H 3-H 1B		C SL 80 C SL 79 B SL 80 X SL 80 1-2 F8 ②		F FF 94 1 SAFE F FF 94 S CH 83 0-3 K ②		5	0	2	2	0	1	2
46 Garrett Jones, L (1, 9) OBP: 0.315, SLG: 0.404	B FF 89 F SI 90 C FF 89 B SL 84 X SI 89 2-2 G3-1 ②		S SL 85 D SI 89 X CH 81 1-1 F9 ③		C FF 90 X SL 84 0-1 F7 ③		S SL 80 S SL 79 B SL 81 F SL 81 B FF 90 X SL 80 2-2 2-H 2B		B CH 85 X CH 84 1-0 G3-1 ③ 1-2		5	0	1	1	0	0	3
22 Andrew McCutchen, R (1, 8) OBP: 0.377, SLG: 0.475	C FF 90 B FF 87 X FF 87 1-1 2B			C FF 89 B SI 89 B SL 86 F FF 91 F CH 83 B SL 85 X SI 92 3-2 L7 ①		X FF 88 0-0 P4 ①	B SL 81 B FF 87 B SL 80 S FF 86 F FF 88 S SL 81 3-3 K ③			C FF 92 X SL 83 0-1 F9 ①	5	0	1	0	0	1	1
18 Neil Walker, S (1, 4) OBP: 0.341, SLG: 0.408	C SL 83 C FF 89 F FF 89 S SL 86 0-3 K ③			B FF 90 B CH 83 B FF 93 C FF 90 F FF 90 X SI 91 3-2 G3 ②		C FF 88 B SL 83 X SI 90 1-1 37 HR 1B		C SL 80 X SI 94 0-1 1B		S FF 92 S SL 84 X SL 83 0-2 G5-3 ②	5	1	2	0	0	1	1
24 Pedro Alvarez, L (1, 5) OBP: 0.275, SLG: 0.299		B FF 89 F CH 80 F FF 90 S SL 84 1-3 K ①		B SL 86 C FF 91 B FF 91 X CH 82 2-1 P5 ③		C SI 88 C FF 88 S SI 88 0-3 K ②		S SL 82 S SL 83 X FF 93 0-2 F9 ①		F SL 84 S FF 92 S SL 84 0-3 K ③	5	0	0	0	0	3	2
37 Lyle Overbay, L (1, 3) OBP: 0.300, SLG: 0.349		B FF 89 B SL 86 C FF 91 F SI 91 C FF 90 2-3 K ②			F FF 88 F FF 88 B SL 85 S CH 82 1-3 K ①	C SI 89 S CH 81 B SI 90 X SI 88 1-2 1-H HR		B SL 82 B SL 84 C SI 94 B SL 83 S SI 93 C SL 83 3-3 K ②			4	1	1	2	0	3	1
2 Brandon Wood, R (1, 6) OBP: 0.279, SLG: 0.337		C SI 89 F SI 89 B FC 89 B KC 77 F FF 88 S SL 87 2-3 K ③			X SL 84 0-0 27 SH1-4 69 1B 38 1B 1B	B FF 91 C FF 91 F SL 84 X KC 77 1-2 L5 ③		1 SAFE F SL 83 B SI 91 T SL 84 1 SAFE 1 SAFE C SI 92 1-3 K ③			4	1	1	0	0	2	1
69 Eric Fryer, R (1, 2) OBP: 0.357, SLG: 0.280			C FF 87 B SL 86 B SI 88 F FF 90 S FF 90 2-3 K ①		B SI 86 B SL 84 C FC 90 S FC 90 B FF 91 F FF 90 X SI 90 3-2 27 SH1-4 38 1B 1-2 1B		B FF 88 C SL 80 B SL 81 B SL 79 B FF 89 4-1 27 SH1-4 46 2B BB		B FF 93 F FF 92 X FF 93 1-1 P6 ①		3	2	1	0	1	1	0
27 Jeff Karstens, R (1, 1) OBP: 0.135, SLG: 0.139 97 Joe Beimel, L (8, 1) 43 Jose Veras, R (8, 1) 23 Matt Diaz, R (9, PH) OBP: 0.299, SLG: 0.337 3 Pedro Ciriaco, R (9, PR) OBP: 0.273, SLG: 0.364 30 Chris Resop, R (9, 1) 65 Tony Watson, L (9, 1)			C FF 86 C FF 88 F SL 85 B SI 88 F FF 90 X FF 86 1-2 G6-3 ②		L SL 86 L FF 87 B KC 73 X FF 88 1-2 SH1-4 ② 1-2 2-3		L FF 87 X SL 80 0-1 SH1-4 ① 1-2		X CH 83 0-0 46 S 1B		1 0 0 1 0 0 0	0 0 0 0 0 0 0	0 0 0 1 0 0 0	0 0 0 0 0 0 0	0 0 0 0 0 0 0	0 0 0 0 0 0 0	0 0 0 0 0 0 0
Inning Stats	R: 0 E: 0 K: 1 S: 11 H: 1 LOB: 1 BB: 0 P: 14	R: 0 E: 0 K: 3 S: 10 H: 0 LOB: 0 BB: 0 P: 15	R: 0 E: 0 K: 1 S: 12 H: 1 LOB: 1 BB: 0 P: 17	R: 0 E: 0 K: 0 S: 9 H: 0 LOB: 0 BB: 0 P: 17	R: 2 E: 0 K: 1 S: 15 H: 3 LOB: 1 BB: 0 P: 21	R: 2 E: 0 K: 1 S: 12 H: 2 LOB: 0 BB: 0 P: 15	R: 1 E: 0 K: 1 S: 13 H: 1 LOB: 1 BB: 1 P: 23	R: 0 E: 0 K: 2 S: 11 H: 1 LOB: 1 BB: 0 P: 15	R: 0 E: 0 K: 1 S: 7 H: 1 LOB: 2 BB: 0 P: 9	R: 0 E: 0 K: 1 S: 8 H: 0 LOB: 0 BB: 0 P: 8	1B: 7 2B: 2 3B: 0 HR: 1	SF: 0 SAC: 2 DP: 0 HBP: 0					

PITCHER		IP	WLS	BF	H	R	ER	SO	BB	IBB	HBP	BLK	WP	HR	S	P	ERA	WHIP
49 Vance Worley, R ERA: 2.33	(1, 1)	6.0		25	7	4	4	7	0	0	0	0	0	1	69	99	6.00	1.167
54 Brad Lidge, R ERA: 3.38	(7, 1)	1.0		5	1	1	1	1	1	0	0	0	0	0	13	23	9.00	2.000
53 Juan Pablo Perez, L ERA: 3.6	(8, 1)	0.2		3	1	0	0	1	0	0	0	0	0	0	8	11	0.00	1.500
57 David Herndon, R ERA: 4.46	(8, 1)	0.1		1	0	0	0	1	0	0	0	0	0	0	3	4	0.00	0.000
46 Ryan Madson, R ERA: 1.91	(9, 1)	1.0		4	1	0	0	1	0	0	0	0	0	0	7	9	0.00	1.000

PITCHER		IP	WLS	BF	H	R	ER	SO	BB	IBB	HBP	BLK	WP	HR	S	P	ERA	WHIP
37 Antonio Bastardo, L ERA: 1.34	(10, 1)	1.0	W	3	0	0	0	1	0	0	0	0	0	0	8	8	0.00	0.000

TOP

Pittsburgh Pirates @ Philadelphia Phillies
Citizens Bank Park, Philadelphia, PA
Sun Jul 31 2011, 1:43 PM - 5:01 PM EDT
Att. 45,809 - Partly Cloudy - 89 F

livebaseballscorecards.com

AB	38
R	5
H	10
RBI	5
BB	1
SO	12
LOB	11

1B: 7 SF: 0
2B: 2 SAC: 2
3B: 0 DP: 0
HR: 1 HBP: 0

WP: 0 PA: 41
PB: 0
SB: 1
CS: 0

Batter	1	2	3	4	5	6	7	8	9	10	AB	R	H	RBI	BB	SO	LOB
11 Jimmy Rollins, S (1, 6) OBP: 0.339, SLG: 0.408	X SI 88 8 FC3-6 1B		X SI 90 F8		X CH 81 8 CS 2-H 3-H 1B		C CU 70 B SI 91 B SI 88 X CH 83 P5		C FF 90 B CH 80 B CH 81 B SI 89 B FF 88 26 S 8 S BB		4	0	2	2	1	0	1
8 Shane Victorino, S (1, 8) OBP: 0.378, SLG: 0.521	1 SAFE 1 SAFE B SI 90 C SI 88 1 SAFE X CH 81 FC3-6 1-2f		B CH 81 B SI 88 F SI 88 X CH 79 FC3-6 1-2f		1 SAFE C SL 79 B CH 78 1 SAFE P PO 86 B CH 82 B SI 90 26 1B 1-2 BB		C SI 90 F CU 72 S CU 72 K		B SI 90 1 SAFE B CH 82 B FF 92 B FF 91 26 S 1-2 BB		3	0	0	0	2	1	2
26 Chase Utley, L (1, 4) OBP: 0.376, SLG: 0.493	1 SAFE X SI 89 P6		B FF 90 B SI 86 1 SAFE B SI 90 X SI 85 G3		B SI 88 C FC 83 X SI 88 1-2 1B			B SL 78 C FF 88 C FF 88 B SL 77 B SL 78 X FF 88 G4-3	B SI 90 C SI 90 F SI 92 B SI 93 D SL 86 F SI 92 X SI 92 F8 1-2 2-3		5	0	1	0	0	0	4
6 Ryan Howard, L (1, 3) OBP: 0.343, SLG: 0.476	C CH 80 B CH 80 S SL 81 B SL 82 B SI 92 S CH 80 K			C CU 70 B CU 72 S CH 80 B SI 90 B CU 71 X CH 78 G1-3	C CU 73 B SL 79 B CH 79 X CH 84 F9			C SI 85 B SL 77 X SL 77 3 FC6-5 2B		B SL 83 F SI 89 F SL 83 S SL 85 K	5	0	1	0	0	2	3
3 Hunter Pence, R (1, 9) OBP: 0.355, SLG: 0.468		F SI 90 X SI 90 P6		B CH 79 C SI 90 F FF 90 F CU 73 F CU 68 F SI 90 S SL 78 K		C SI 89 B SL 79 B SI 88 B SI 89 C SI 88 B SL 77 23 G4-3 BB		T FS 83 X SI 92 FC6-5 29 HR 2-3		B SI 90 S CH 83 B SI 91 X CH 83 29 2B 2B	4	2	1	0	1	1	1
29 Raul Ibanez, L (1, 7) OBP: 0.293, SLG: 0.434		B SI 89 X CH 84 HR		F FC 85 S CH 82 B CU 74 B CH 84 F FC 85 C SI 89 K		1 SAFE B FF 89 X CH 76 F9		X FS 82 HR 1-H		B SI 90 X SI 90 2B 2-H	5	2	3	4	0	1	1
23 Brian Schneider, L (1, 2) OBP: 0.247, SLG: 0.308	C SL 81 B FC 86 C FC 84 B CH 81 F CH 79 F CU 72 F SI 89 B CH 79 X SI 89 G6-3				S CH 81 X CH 86 7 1B 11 1B 2B	X SI 88 G4-3 1-2		B SI 94 X SI 93 F9			4	1	1	0	0	0	1
7 Michael Martinez, S (1, 5) OBP: 0.264, SLG: 0.314	X SI 90 P6				C SI 90 X SL 79 49 SH1-3 11 1B 2-3 1B	B SI 89 F SI 88 B FF 87 B CH 76 X SI 88 G4-3			B FF 91 F SI 90 B CU 79 F SI 91 B FF 91 F SI 88 X FF 88 F7		4	1	1	0	0	0	1
49 Vance Worley, R (1, 1) OBP: 0.190, SLG: 0.200 54 Brad Lidge, R (7, 1) 10 Ben Francisco, R (7, PH) OBP: 0.325, SLG: 0.352 53 Juan Pablo Perez, R (8, 1) 57 David Herndon, R (8, 1) 46 Ryan Madson, L (9, 1) 7 Ross Gload, L (9, PH) OBP: 0.292, SLG: 0.329 37 Antonio Bastardo, R (10, 1)			S SI 89 F SI 90 X SL 80 8 FC3-6 1B		X SI 89 SH1-3 1-2		C SL 80 S SL 79 C SI 88 K		C CU 76 B CU 78 X SI 90 F9		1 0 1 0 0 0 1 0	0 0 0 0 0 0 0 0	1 0 0 0 0 0 0 0	0 0 0 0 0 0 0 0	0 0 1 0 0 0 0 0	0 0 0 0 0 0 0 0	0 0 0 0 0 0 0 0
Inning Stats	R: 0 E: 0 K: 1 S: 7 H: 1 LOB: 1 BB: 0 P: 11	R: 1 E: 0 K: 0 S: 10 H: 1 LOB: 0 BB: 0 P: 14	R: 0 E: 0 K: 0 S: 7 H: 1 LOB: 1 BB: 0 P: 12	R: 0 E: 0 K: 2 S: 13 H: 0 LOB: 0 BB: 0 P: 19	R: 2 E: 0 K: 0 S: 12 H: 4 LOB: 2 BB: 1 P: 18	R: 0 E: 0 K: 0 S: 6 H: 0 LOB: 1 BB: 1 P: 14	R: 0 E: 0 K: 2 S: 8 H: 0 LOB: 0 BB: 0 P: 10	R: 2 E: 0 K: 0 S: 9 H: 2 LOB: 0 BB: 0 P: 14	R: 0 E: 0 K: 0 S: 11 H: 0 LOB: 2 BB: 2 P: 26	R: 1 E: 0 K: 1 S: 6 H: 2 LOB: 1 BB: 0 P: 10	1B: 5 2B: 4 3B: 0 HR: 2 SF: 0 SAC: 1 DP: 0 HBP: 0						

PITCHER	IP	WLS	BF	H	R	ER	SO	BB	IBB	HBP	BLK	WP	HR	S	P	ERA	WHIP
27 Jeff Karstens, R (1, 1) ERA: 2.49	7.0		29	7	3	3	5	2	0	0	0	0	1	63	98	3.86	1.286
97 Joe Beimel, L (8, 1) ERA: 4.12	0.1	H	2	1	1	1	0	0	0	0	0	0	0	5	9	27.00	3.000
43 Jose Veras, R (8, 1) ERA: 3.51	0.2	B	3	1	1	1	0	0	0	0	0	0	1	4	5	13.50	1.500
30 Chris Resop, R (9, 1) ERA: 3.33	0.2		4	0	0	0	0	2	0	0	0	0	0	7	19	0.00	3.000
65 Tony Watson, L (9, 1) ERA: 1.99	0.2	L	4	2	1	1	1	0	0	0	0	0	0	10	17	13.50	3.000

PITCHER	IP	WLS	BF	H	R	ER	SO	BB	IBB	HBP	BLK	WP	HR	S	P	ERA	WHIP

BOTTOM

Pittsburgh Pirates @ Philadelphia Phillies
Citizens Bank Park, Philadelphia, PA
Sun Jul 31 2011, 1:43 PM - 5:01 PM EDT
Att. 45,809 - Partly Cloudy - 89 F

livebaseballscorecards.com

AB	37
R	6
H	11
RBI	6
BB	4
SO	6
LOB	14

WP: 0 PA: 42
PB: 0
SB: 3
CS: 1

Batter	1	2	3	4	5	6	7	8	9	10	AB	R	H	RBI	BB	SO	LOB
11 Jimmy Rollins, S (1, 6) OBP: 0.338, SLG: 0.404	G1-3		HBP		K2-3			F8	F8		4	0	0	0	0	1	1
8 Shane Victorino, S (1, 8) OBP: 0.379, SLG: 0.528	G3-1		FC1-6-4			P4				HR	5	1	2	1	0	0	1
26 Chase Utley, L (1, 4) OBP: 0.380, SLG: 0.498	BB		2B			G3				K	4	0	2	0	1	1	0
6 Ryan Howard, L (1, 3) OBP: 0.339, SLG: 0.470	F7			G5-3		F8				K	5	0	0	0	0	1	3
3 Hunter Pence, R (1, 9) OBP: 0.353, SLG: 0.465		F8		G6-3			1B	K		P6	5	1	1	0	0	1	2
29 Raul Ibanez, L (1, 7) OBP: 0.295, SLG: 0.436		BB		G4-3			2B		K		3	0	1	1	1	1	0
27 Placido Polanco, R (1, 5) OBP: 0.331, SLG: 0.345		1B		F8		G6-3		F8			4	0	1	0	0	0	1
51 Carlos Ruiz, R (1, 2) OBP: 0.373, SLG: 0.383		G4-6-3		2B		P1	2B				4	1	2	0	0	0	3
35 Cole Hamels, L (1, 1) OBP: 0.189, SLG: 0.196			G4-3		K2-3		G4-3		HR		2	0	0	0	0	1	1
7 Ross Gload, L (7, PH) OBP: 0.288, SLG: 0.324											1	0	0	0	0	0	1
40 Michael Stutes, R (7, 1)											0	0	0	0	0	0	0
15 John Mayberry Jr., R (9, PH) OBP: 0.328, SLG: 0.477											1	1	1	2	0	0	0
37 Antonio Bastardo, R (9, 1)											0	0	0	0	0	0	0
46 Ryan Madson, L (10, 1)											0	0	0	0	0	0	0
Inning Stats	R: 0 E: 0 K: 0 S: 7 H: 0 LOB: 1 BB: 1 P: 14	R: 0 E: 0 K: 0 S: 8 H: 1 LOB: 1 BB: 1 P: 16	R: 0 E: 0 K: 0 S: 8 H: 1 LOB: 2 BB: 0 P: 15	R: 0 E: 0 K: 0 S: 5 H: 0 LOB: 0 BB: 0 P: 9	R: 0 E: 0 K: 2 S: 9 H: 1 LOB: 1 BB: 0 P: 12	R: 0 E: 0 K: 0 S: 13 H: 0 LOB: 0 BB: 0 P: 17	R: 1 E: 0 K: 0 S: 10 H: 2 LOB: 1 BB: 0 P: 13	R: 0 E: 0 K: 1 S: 13 H: 2 LOB: 2 BB: 0 P: 19	R: 2 E: 0 K: 1 S: 15 H: 2 LOB: 0 BB: 0 P: 22	R: 1 E: 0 K: 2 S: 12 H: 1 LOB: 0 BB: 0 P: 18	1B: 4 2B: 4 3B: 0 HR: 2 SF: 0 SAC: 0 DP: 1 HBP: 1	WP: 0 PB: 0 SB: 0 CS: 0 PA: 41					

PITCHER		IP	WLS	BF	H	R	ER	SO	BB	IBB	HBP	BLK	WP	HR	S	P	ERA	WHIP
45 Jhoulys Chacin, R ERA: 3.38	(1, 1)	7.1		29	6	1	1	2	2	0	1	0	0	0	63	101	1.23	1.091
51 Matt Reynolds, L ERA: 3.96	(8, 1)	0.1	H	2	1	0	0	0	0	0	0	0	0	0	4	6	0.00	3.000
63 Rafael Betancourt, R ERA: 4.04	(8, 1)	0.1	H	1	0	0	0	1	0	0	0	0	0	0	6	8	0.00	0.000
16 Huston Street, R ERA: 3.75	(9, 1)	1.0	B	5	2	2	2	1	0	0	0	0	0	1	15	22	18.00	2.000
49 Rex Brothers, L ERA: 3.74	(10, 1)	1.0	L	4	1	1	1	2	0	0	0	0	0	1	12	18	9.00	1.000

PITCHER	IP	WLS	BF	H	R	ER	SO	BB	IBB	HBP	BLK	WP	HR	S	P	ERA	WHIP

TOP

Philadelphia Phillies @ Colorado Rockies

Coors Field, Denver, CO

Mon Aug 01 2011, 6:41 PM - 10:01 PM MDT
Att. 39,234 - Partly Cloudy - 79 F

livebaseballscorecards.com

AB	38
R	4
H	10
RBI	4
BB	2
SO	6
LOB	13

Batter	1	2	3	4	5	6	7	8	9	10	AB	R	H	RBI	BB	SO	LOB
1 Eric Young Jr., S (1, 7) OBP: 0.282, SLG: 0.214	B FF 89 X FF 90 1-0 G5-3 ①		X CH 83 0-0 G6-3 ②		X FF 91 0-0 BB 1-2 1B		B FF 93 C SL 83 X FF 94 1-1 B2 ②		B SL 86 B FF 94 C FF 94 X SL 86 2-1 G6-3 ③		4	0	1	0	0	0	0
19 Ryan Spilborghs, R (8, 7) OBP: 0.290, SLG: 0.310											1	0	0	0	0	0	1
Dexter Fowler, S (1, 8) OBP: 0.364, SLG: 0.391	B CH 82 F FF 88 B FF 92 C CH 83 S FF 93 2-3 K ②		B CH 84 X FF 92 1-0 G6-3 ③		C CH 83 B CH 84 B FF 88 B FF 88 B CH 84 4-1 BB 1-2 2-3		B FF 94 C SL 80 B SL 81 S FF 93 F SL 78 B SL 82 B FF 94 4-2 14 CS BB			X FC 93 0-0 F8 ①	3	0	0	0	2	1	0
14 Mark Ellis, R (1, 4) OBP: 0.266, SLG: 0.325	C FF 91 B CU 77 X FF 89 1-1 P3 ③			X FF 90 0-0 G5-3 ①	C FF 92 C CU 77 S CH 85 0-3 K ②		1 SAFE B FF 93 1 SAFE B FF 93 2-0 CS ③ 1-2	C FF 92 B FF 92 B SL 82 X FF 93 2-1 F7 ①		C FF 95 S CH 84 B CH 83 X CH 84 1-2 G6-3 ②	5	0	0	0	0	1	3
2 Troy Tulowitzki, R (1, 6) OBP: 0.354, SLG: 0.511		X FC 88 0-0 G6-3 ①		F FC 88 C FF 92 B FF 93 F CH 84 F CU 77 F CU 77 X CH 85 1-2 G6-3 ②	B CH 84 F FF 93 B FF 93 F SI 94 B CH 85 F FF 91 F CH 84 S CH 84 3-3 K ③			B SL 81 F FF 93 B FF 94 B FF 93 C SL 80 B SL 78 4-2 BB		B FF 94 C FF 94 X CH 84 1-1 P4 ③	4	0	0	0	1	1	3
21 Ty Wigginton, R (1, 3) OBP: 0.320, SLG: 0.457		C FF 92 X CU 76 0-1 10 S 7 HR 1B		C FC 88 B FC 89 B FF 92 S CH 84 X FF 92 2-2 10 1B 1B		S CH 81 C CH 82 B CH 83 F FC 89 X CH 82 1-2 F8 ①	B FF 92 1 SAFE B SL 80 1 SAFE X FF 92 2-0 L8 ②			4	1	2	0	0	0	1
10 Chris Nelson, R (1, 5) OBP: 0.276, SLG: 0.415	C CH 83 B FF 90 S CH 83 T CH 84 1-2 K ②			X FF 91 0-0 1-3 1B		C CU 74 F CH 84 X CU 76 0-2 G5-3 ②	C FF 92 1 SAFE S SL 80 1 SAFE D SL 79 B FF 94 F SL 78 B FF 92 F FF 92 3-2 X FF 92 F9 ③				4	0	1	0	0	1	2
7 Seth Smith, L (1, 9) OBP: 0.340, SLG: 0.489	B CU 77 B FF 89 C CU 77 X FF 92 2-1 2-H HR			B FC 89 F CH 88 C CH 84 B FF 93 B FF 93 X CH 84 3-2 G3 ③		B CH 88 F CH 82 C CU 75 X FF 90 1-2 G3 ③			B SL 83 B FF 93 C FF 93 B FF 92 X FF 92 3-1 18 G6-3 20 SH3 1B		4	1	2	2	0	0	2
20 Chris Iannetta, R (1, 2) OBP: 0.374, SLG: 0.413	B FF 92 X FC 90 1-0 G5-3 ③				B CU 74 F FF 88 B CH 83 B FC 89 S CH 84 X FF 92 3-2 G5-3 ①		B SL 82 X SL 82 1-0 HR		B FF 93 1 SAFE L FF 93 X FF 93 1-1 SH3 ① 1-2		3	1	1	1	0	0	0
45 Jhoulys Chacín, R (1, 1) OBP: 0.136, SLG: 0.136 51 Matt Reynolds, L (8, 1) 63 Rafael Betancourt, R (8, 1) 16 Huston Street, R (9, 1) 18 Jonathan Herrera, S (9, PH) OBP: 0.321, SLG: 0.304 49 Rex Brothers, L (10, 1)			C FC 89 F FF 91 B CH 84 S CH 84 1-3 K ①		X FC 88 0-0 BB 1 1B 1B		C FF 94 C FF 93 B SL 80 X FF 94 1-2 G1-3 ①		F FF 93 B SL 85 B SL 85 F SL 84 F FF 93 X FF 93 2-2 G6-3 ② 2-3		3 0 0 0 1 0	0 0 0 0 0 0	1 0 0 0 0 0	0 0 0 0 0 0	1 0 0 0 0 0	0 0 0 0 1 0	0 0 0 0 0 0
Inning Stats	R: 0 E: 0 K: 1 S: 6 H: 0 LOB: 0 BB: 0 P: 10	R: 2 E: 0 K: 1 S: 9 H: 2 LOB: 0 BB: 0 P: 13	R: 0 E: 0 K: 1 S: 5 H: 0 LOB: 0 BB: 0 P: 7	R: 0 E: 0 K: 0 S: 14 H: 2 LOB: 2 BB: 0 P: 20	R: 0 E: 0 K: 2 S: 14 H: 2 LOB: 3 BB: 1 P: 24	R: 0 E: 0 K: 0 S: 10 H: 0 LOB: 0 BB: 0 P: 12	R: 1 E: 0 K: 0 S: 9 H: 1 LOB: 0 BB: 1 P: 18	R: 0 E: 0 K: 0 S: 10 H: 0 LOB: 1 BB: 1 P: 21	R: 0 E: 0 K: 0 S: 10 H: 1 LOB: 1 BB: 0 P: 18	R: 0 E: 0 K: 0 S: 6 H: 0 LOB: 0 BB: 0 P: 8	1B: 6 2B: 0 3B: 0 HR: 2	SF: 0 SAC: 1 DP: 0 HBP: 0	WP: 0 PB: 0 SB: 1 CS: 1	PA: 41			

PITCHER	IP	WLS	BF	H	R	ER	SO	BB	IBB	HBP	BLK	WP	HR	S	P	ERA	WHIP
35 Cole Hamels, L (1, 1) ERA: 2.62	6.0		25	6	2	2	5	1	0	0	0	0	1	58	86	3.00	1.167
40 Michael Stutes, R (7, 1) ERA: 3.18	2.0		8	1	1	1	0	2	0	0	0	0	1	19	39	4.50	1.500
37 Antonio Bastardo, L (9, 1) ERA: 1.31	1.0	W	4	1	0	0	0	0	0	0	0	0	0	10	18	0.00	1.000
46 Ryan Madson, R (10, 1) ERA: 1.86	1.0	S	3	0	0	0	0	0	0	0	0	0	0	6	8	0.00	0.000

PITCHER	IP	WLS	BF	H	R	ER	SO	BB	IBB	HBP	BLK	WP	HR	S	P	ERA	WHIP

BOTTOM

Philadelphia Phillies @ Colorado Rockies

Coors Field, Denver, CO

Mon Aug 01 2011, 6:41 PM - 10:01 PM MDT

Att. 39,234 - Partly Cloudy - 79 F

livebaseballscorecards.com

AB	36
R	3
H	8
RBI	3
BB	3
SO	5
LOB	13

Philadelphia Phillies @ Colorado Rockies

Coors Field, Denver, CO

Tue Aug 02 2011, 6:40 PM - 9:15 PM MDT

Att. 39,101 - Partly Cloudy - 72 F

livebaseballscorecards.com

Batter	1	2	3	4	5	6	7	8	9	AB	R	H	RBI	BB	SO	LOB
11 Jimmy Rollins, S (1, 6) OBP: 0.336, SLG: 0.400	B SI 86 B SI 86 B SI 86 B SI 86 4-0 8 1B 26 G6-3 BB		B CU 71 C SI 86 B SL 83 B SI 86 X SI 87 3-1 ① G4-3		B FF 92 X FF 90 1-0 ① F8		D FF 92 B FF 91 X FF 90 2-0 ① F7		B KC 79 F FF 88 X CH 85 1-1 ② G4-3	4	1	0	0	1	0	1
8 Shane Victorino, S (1, 8) OBP: 0.379, SLG: 0.525	C SI 86 B SI 87 1 SAFE B FF 87 B SI 87 X SI 87 3-1 6 G4-3 26 G6-3 3 2B 1B 1-3		C SI 87 B SL 85 B SI 88 B SI 87 C SI 88 X SI 87 3-2 ② F7		C SI 92 B FF 92 B CH 84 B FF 93 F FF 91 F FF 92 B FF 92 4-2 BB		B SL 82 X FF 92 1-0 ② G2-3 1-2		B KC 80 C FF 89 F CH 84 X FF 91 1-2 ③ F9	4	1	1	0	1	0	1
26 Chase Utley, L (1, 4) OBP: 0.375, SLG: 0.489	1 SAFE B CU 74 C FF 88 B SI 88 F FF 87 X SI 88 2-2 ① G6-3 1-2 3-H		B CU 73 X SI 88 1-0 ③ G4-3		B FF 92 1 SAFE 1 SAFE B FF 91 C FF 90 B FF 91 X FF 92 3-1 ② F9		C FF 92 X SL 84 0-1 ③ F8			4	0	0	1	0	0	3
6 Ryan Howard, L (1, 3) OBP: 0.340, SLG: 0.485	B SI 89 B SI 89 C SI 88 F SI 88 X CU 75 2-2 ② G4-3 2-3			C SI 84 X SL 83 0-1 HR	C FF 93 S SL 85 P PO 85 B FF 94 S SL 85 2-3 ③ K			B FF 96 C FF 96 F SL 86 X SI 96 1-2 HR		4	2	2	2	0	1	2
3 Hunter Pence, R (1, 9) OBP: 0.357, SLG: 0.471	C CU 74 B SI 88 F SL 85 X FF 88 1-2 3-H 2B			B SI 87 X SI 87 1-0 ① F9		X SL 83 0-0 27 G3-1 2B		B SI 97 B SI 96 B SI 96 B FF 96 4-0 29 FC4-6 BB		3	0	2	1	1	0	0
29 Raul Ibanez, L (1, 7) OBP: 0.295, SLG: 0.434	C SI 88 F SI 87 B SL 84 S SI 88 1-3 ③ K			B CU 72 X SI 87 1-0 27 1B 23 SF8 1B	X SI 92 0-0 ① F7			C SI 96 F SL 84 B FF 96 X SL 84 1-2 ① FC4-6 1-2f		4	1	1	0	0	1	3
27 Placido Polanco, R (1, 5) OBP: 0.330, SLG: 0.344		C SI 85 X CU 73 0-1 ① G5-3		F SI 84 X CU 71 0-1 1-3 1B	B FF 92 F SL 83 B FF 93 F SL 83 X FF 93 2-2 ② G3-1 2-3			C SL 85 D SI 97 F SI 97 B SL 86 S SI 97 2-3 ② K		4	0	1	0	0	1	2
23 Brian Schneider, L (1, 2) OBP: 0.236, SLG: 0.296		C SI 86 B SI 87 F SI 86 B SI 87 X CU 72 2-2 ② L4		B SI 84 B SI 84 F SI 85 X SI 83 2-1 ② SF8 3-H	S SL 85 X FF 94 0-1 ③ F8			1 SAFE B SI 96 B FF 96 F SI 94 X SI 95 2-1 ③ F7		3	0	0	1	0	0	2
38 Kyle Kendrick, R (1, 1) OBP: 0.300, SLG: 0.263 15 John Mayberry Jr., R (9, PH) OBP: 0.322, SLG: 0.474 57 David Herndon, R (9, 1)		F SI 87 F SI 87 S SI 88 0-3 ③ K		X CU 71 0-0 ③ G5-3			B CH 88 C FF 88 C FF 92 B FF 92 X SL 86 2-2 8 G2-3 1B		C FF 88 X FF 89 0-1 ① F8	3 1 0	0 0 0	1 0 0	0 0 0	0 0 0	1 0 0	1 0 0
Inning Stats	R: 2 E: 0 K: 1 S: 14 H: 2 LOB: 1 BB: 1 P: 27	R: 0 E: 0 K: 1 S: 8 H: 0 LOB: 0 BB: 0 P: 10	R: 0 E: 0 K: 0 S: 6 H: 0 LOB: 0 BB: 0 P: 13	R: 2 E: 0 K: 0 S: 9 H: 3 LOB: 1 BB: 0 P: 13	R: 0 E: 0 K: 1 S: 10 H: 0 LOB: 1 BB: 1 P: 19	R: 0 E: 0 K: 0 S: 7 H: 1 LOB: 1 BB: 0 P: 9	R: 0 E: 0 K: 0 S: 7 H: 1 LOB: 1 BB: 0 P: 12	R: 1 E: 0 K: 1 S: 11 H: 1 LOB: 1 BB: 1 P: 21	R: 0 E: 0 K: 0 S: 7 H: 0 LOB: 0 BB: 0 P: 9	1B: 4 2B: 2 3B: 0 HR: 2	SF: 1 SAC: 0 DP: 0 HBP: 0	WP: 0 PB: 0 SB: 0 CS: 0	PA: 38				

PITCHER	IP	WLS	BF	H	R	ER	SO	BB	IBB	HBP	BLK	WP	HR	S	P	ERA	WHIP
28 Aaron Cook, R (1, 1) ERA: 5.34	4.0	L	18	5	4	4	2	1	0	0	0	0	1	37	63	9.00	1.500
61 Edgmer Escalona, R (5, 1) ERA:	3.0		12	2	0	0	1	1	0	0	0	0	0	24	40	0.00	1.000
27 Matt Lindstrom, R (8, 1) ERA: 3.02	1.0		5	1	1	1	1	1	0	0	0	0	1	11	21	9.00	2.000
51 Matt Reynolds, L (9, 1) ERA: 3.86	1.0		3	0	0	0	0	0	0	0	0	0	0	7	9	0.00	0.000

PITCHER	IP	WLS	BF	H	R	ER	SO	BB	IBB	HBP	BLK	WP	HR	S	P	ERA	WHIP

TOP

AB	34
R	5
H	8
RBI	5
BB	3
SO	4
LOB	15

BOTTOM

Philadelphia Phillies @ Colorado Rockies

Coors Field, Denver, CO

Tue Aug 02 2011, 6:40 PM - 9:15 PM MDT

Att. 39,101 - Partly Cloudy - 72 F

livebaseballscorecards.com

Batter	1	2	3	4	5	6	7	8	9	AB	R	H	RBI	BB	SO	LOB
1 Eric Young Jr., S (1, 7) OBP: 0.280, SLG: 0.216	C FF 87 B FC 86 C FF 88 X FF 89 1-2 ① G4-3		M SI 89 F FC 88 B FC 88 B SL 83 X FF 88 2-2 ② S 1B		B FC 88 B CH 84 X FF 90 2-0 ③ G4-3			C SI 89 F FC 87 B FC 87 B SL 82 F FF 90 F FF 90 S FC 88 2-3 ② K		4	0	1	0	0	1	1
Dexter Fowler, S (1, 8) OBP: 0.365, SLG: 0.394	S FC 87 B FC 88 B CH 84 B FF 90 X FF 90 3-1 2B		1 SAFE B FC 88 1 SAFE C FF 89 F FC 89 B FF 90 B FC 90 C FF 91 3-3 ② K 1-2			B SI 89 B CH 82 F SI 89 S FC 88 B SI 90 B FC 88 4-2 17 L3 BB		C FC 87 C FC 87 B SI 89 C FC 88 1-3 ③ K		3	0	1	0	1	2	1
17 Todd Helton, L (1, 3) OBP: 0.392, SLG: 0.472	F CH 82 X FC 87 0-1 ② F8		F FC 88 B FC 87 B FC 88 B FC 88 X FC 87 3-1 ③ F7			B FC 87 C FC 87 B CH 83 X FC 87 2-1 ①② L3 1-1			B SI 91 B SI 91 C SI 91 X SI 92 2-1 ① G3-1	4	0	0	0	0	0	3
2 Troy Tulowitzki, R (1, 6) OBP: 0.354, SLG: 0.509 10 Chris Nelson, R (9, 5) OBP: 0.273, SLG: 0.411	B FC 87 B SI 90 B FC 87 C SI 90 B FC 88 4-1 BB			B SI 89 F FF 90 X FC 87 1-1 ① P3		X FC 87 0-0 ③ G6-3			C SI 92 X SL 84 0-1 ② L9	2 1	0 0	0 0	0 0	1 0	0 0	0 0
7 Seth Smith, L (1, 9) OBP: 0.336, SLG: 0.484	C FC 88 B FC 88 B FC 88 S CH 84 C FC 89 2-3 ③ K			B FC 87 S CH 82 F SL 81 B SI 90 X CH 83 2-2 ② G1-3			F FC 87 B FC 88 F CH 84 B SI 89 T FC 87 2-2 ① K		B SI 91 B SI 91 C SI 91 F CH 84 B SL 84 X SI 92 3-2 ③ P5	4	0	0	0	0	2	2
9 Ian Stewart, L (1, 5) OBP: 0.234, SLG: 0.207 61 Edgmer Escalona, R (5, 1) 19 Ryan Spilborghs, R (7, PH) OBP: 0.294, SLG: 0.314 27 Matt Lindstrom, R (8, 1) 51 Matt Reynolds, L (9, 1)		X SI 88 0-0 ① F7		B FC 86 B CH 82 X FC 87 2-0 ③ G3			C FF 90 X FC 88 0-1 1B			2 0 1 0 0	0 0 0 0 0	0 0 1 0 0	0 0 0 0 0	0 0 0 0 0	0 0 0 0 0	0 0 0 0 0
14 Mark Ellis, R (1, 4) OBP: 0.264, SLG: 0.322		C SI 88 X SI 90 0-1 ② F7			C SI 88 B FC 87 C SI 89 F SI 90 T SL 81 1-2 ① K		B FC 88 X FF 90 1-0 ② F8			3	0	0	0	0	1	1
20 Chris Iannetta, R (1, 2) OBP: 0.374, SLG: 0.412		B FC 88 B FF 90 B FC 87 C SI 89 C SI 90 F SI 91 X FC 88 3-2 ③ G5-3			S FC 87 C SI 91 X SI 91 0-2 18 G5-3 1B		T FC 87 C FF 91 F FC 89 F FC 88 C FC 88 0-3 ③ K			3	0	1	0	0	1	1
28 Aaron Cook, R (1, 1) OBP: 0.211, SLG: 0.211 18 Jonathan Herrera, S (5, 5) OBP: 0.318, SLG: 0.302 (9, 6)			C SI 88 B SI 90 F SI 89 X FF 90 1-2 ① L3		B SI 89 C SI 91 B FC 88 X FF 91 2-1 ② G5-3 1-2			C SI 88 B FC 87 F FC 86 X SI 90 1-2 ① G3		1 2	0 0	0 0	0 0	0 0	0 0	0 1

	AB	30
	R	0
	H	4
	RBI	0
	BB	2
	SO	7
	LOB	10

Inning Stats	1	2	3	4	5	6	7	8	9
	R: 0 E: 0 K: 1 S: 11 H: 1 LOB: 2 BB: 1 P: 21	R: 0 E: 0 K: 0 S: 7 H: 0 LOB: 0 BB: 0 P: 10	R: 0 E: 0 K: 1 S: 11 H: 1 LOB: 1 BB: 0 P: 20	R: 0 E: 0 K: 0 S: 6 H: 0 LOB: 0 BB: 0 P: 11	R: 0 E: 0 K: 1 S: 10 H: 1 LOB: 1 BB: 0 P: 15	R: 0 E: 0 K: 0 S: 5 H: 0 LOB: 0 BB: 1 P: 11	R: 0 E: 0 K: 2 S: 11 H: 1 LOB: 1 BB: 0 P: 14	R: 0 E: 0 K: 2 S: 11 H: 0 LOB: 0 BB: 0 P: 15	R: 0 E: 0 K: 0 S: 7 H: 0 LOB: 0 BB: 0 P: 12

1B: 3 SF: 0 WP: 0 PA: 32
2B: 2 SAC: 0 PB: 0
3B: 0 DP: 1 SB: 1
HR: 0 HBP: 0 CS: 0

PITCHER		IP	WLS	BF	H	R	ER	SO	BB	IBB	HBP	BLK	WP	HR	S	P	ERA	WHIP
38 Kyle Kendrick, R ERA: 3.19	(1, 1)	8.0	W	29	4	0	0	7	2	0	0	0	0	0	72	117	0.00	0.750
57 David Herndon, R ERA: 4.33	(9, 1)	1.0		3	0	0	0	0	0	0	0	0	0	0	7	12	0.00	0.000

PITCHER	IP	WLS	BF	H	R	ER	SO	BB	IBB	HBP	BLK	WP	HR	S	P	ERA	WHIP

Philadelphia Phillies @ Colorado Rockies

Coors Field, Denver, CO

Wed Aug 03 2011, 1:11 PM - 4:01 PM MDT

Att. 39,468 - Sunny - 81 F

TOP

livebaseballscorecards.com

Batter	1	2	3	4	5	6	7	8	9	AB	R	H	RBI	BB	SO	LOB
11 Jimmy Rollins, S (1, 6) OBP: 0.337, SLG: 0.399	B FF 93 B FF 93 B FF 93 C FF 93 S FF 93 B FF 93 4-2 26 BB 8 BB 3 SF8 BB	C CU 79 X CU 79 0-1 8 1B 2-H 1B		B FF 93 X FF 93 2-0 ① G4-1 1-2		C FF 94 B FF 95 C FF 95 S SL 88 1-3 ① K		X FF 89 0-0 ① L6		4	2	1	1	1	1	1
8 Shane Victorino, S (1, 8) OBP: 0.379, SLG: 0.522	1 SAFE B FF 93 B CU 77 B CH 86 B FF 93 4-0 3 SF8 26 BB 1-2 BB	B FF 95 B FF 95 2 SAFE X FF 95 2-0 26 HBP 6 2B 2-H 1B		B FF 94 C CH 86 B CU 78 B FF 94 X FF 94 3-1 ② L4		B FF 95 C FF 95 F SL 87 S SL 87 1-3 ② K		C FF 90 B FF 92 T FF 91 F CU 74 X FF 92 1-2 ② L6		4	1	1	1	1	1	1
26 Chase Utley, L (1, 4) OBP: 0.383, SLG: 0.491	B FF 94 B FF 94 B CU 78 C FF 94 B SL 85 4-1 1-2 2-3 BB	1 SAFE 1 SAFE H CU 80 1-0 6 2B 1-2 HBP		B CU 79 C CU 78 F FF 94 X FF 95 1-2 3 WP 6 BB 2-3 1B		C SL 86 B FF 96 X FF 95 1-1 6 HR 1B		B CU 71 C FF 91 F CU 74 X SL 85 1-2 ③ G5-3		3	2	2	0	1	0	0
6 Ryan Howard, L (1, 3) OBP: 0.343, SLG: 0.495	C FF 95 B FF 94 F SL 86 S SL 85 1-3 ① K	F FF 94 B FF 94 X SL 86 1-1 1-H 2-H 2B		B CU 78 B CU 79 B FF 94 B FF 92 4-0 3 WP 1-2 BB		B FF 95 B SL 85 X FF 94 2-0 1-H HR			B FF 89 C FF 90 X CH 86 1-1 ① G3	4	1	2	4	1	1	3
3 Hunter Pence, R (1, 9) OBP: 0.355, SLG: 0.469	B FF 95 X FF 94 1-0 ② SF8 2-3 3-H	C SL 86 B CU 79 C SL 86 D SL 84 C FF 95 2-3 ③ K		S SL 87 C SI 96 F SL 86 B SL 85 X SL 85 1-2 ③ F8 1-2 2-3 3-H		C FF 95 B SL 87 S SL 85 B SI 96 X SL 87 2-2 1B			B FF 92 C FF 90 B FF 93 F FF 92 F SI 87 C FF 94 2-3 ② K	4	0	1	1	0	2	3
29 Raul Ibanez, L (1, 7) OBP: 0.294, SLG: 0.431	B FF 94 C CU 79 S CU 79 S FF 95 1-3 ③ K		C CH 85 F FF 93 B CH 86 B CU 78 X FF 94 2-2 ① F7		C FF 94 B CU 78 X CH 87 1-1 51 G4-6-3 1B	1 SAFE F SI 94 X FF 95 0-1 ③ G4-3			C FF 92 S FF 93 F FF 95 X CU 73 0-2 ③ G3	5	0	1	0	0	1	3
51 Carlos Ruiz, R (1, 2) OBP: 0.371, SLG: 0.381		B FF 93 C FF 93 S SL 86 X FF 93 1-2 34 SH1-4 11 1B 1B	X SL 85 0-0 ② P3		C FF 92 B FF 93 C CH 86 X FF 94 1-2 ① ② G4-6-3 1-2f		B FF 89 S FF 90 C FF 90 X SL 84 1-2 ① G5-3			4	1	1	0	0	0	1
21 Wilson Valdez, R (1, 5) OBP: 0.283, SLG: 0.303		C FF 93 F CU 79 B FF 95 X CU 78 1-2 ① F8	B CU 78 F FF 94 F FF 94 B SL 85 X SL 84 2-2 ③ G4-3		B CU 77 X FF 92 1-0 3B		B FF 90 F FF 91 F FF 92 X SL 86 1-2 34 CS 1B			4	0	2	0	0	0	1
34 Roy Halladay, R (1, 1) OBP: 0.111, SLG: 0.077 37 Antonio Bastardo, R (8, 1) 54 Brad Lidge, R (9, 1)		X FF 93 0-0 ② SH1-4 1-2		S FF 93 S FF 93 F FF 94 X SL 82 0-2 26 1B 11 G4-1 3 WP 1B	F FF 94 C FF 94 S FF 95 0-3 ③ K		B FF 91 B FF 92 C FF 92 S FF 93 C FF 93 2-3 ② ③ K 1-2			3 0 0	1 0 0	1 0 0	0 0 0	0 0 0	2 0 0	2 0 0

Inning Stats	1	2	3	4	5	6	7	8	9
	R: 1 E: 0 K: 2 S: 10	R: 4 E: 0 K: 1 S: 15	R: 0 E: 0 K: 0 S: 7	R: 1 E: 0 K: 0 S: 14	R: 0 E: 0 K: 1 S: 9	R: 2 E: 0 K: 2 S: 14	R: 0 E: 0 K: 1 S: 9	R: 0 E: 0 K: 0 S: 8	R: 0 E: 0 K: 1 S: 10
	H: 0 LOB: 2 BB: 3 P: 25	H: 4 LOB: 1 BB: 0 P: 23	H: 0 LOB: 0 BB: 0 P: 11	H: 2 LOB: 2 BB: 1 P: 25	H: 2 LOB: 1 BB: 0 P: 12	H: 3 LOB: 1 BB: 0 P: 21	H: 1 LOB: 0 BB: 0 P: 13	H: 0 LOB: 0 BB: 0 P: 10	H: 0 LOB: 0 BB: 0 P: 13

AB	35
R	8
H	12
RBI	7
BB	4
SO	8
LOB	15

		1B: 9	SF: 1	WP: 1	PA: 42
		2B: 1	SAC: 1	PB: 0	
		3B: 1	DP: 1	SB: 0	
		HR: 1	HBP: 1	CS: 1	

PITCHER		IP	WLS	BF	H	R	ER	SO	BB	IBB	HBP	BLK	WP	HR	S	P	ERA	WHIP
46 Jason Hammel, R ERA: 4.88	(1, 1)	5.0	L	27	8	6	6	4	4	0	1	0	1	0	55	96	10.80	2.400
49 Rex Brothers, L ERA: 4.37	(6, 1)	1.0		6	3	2	2	2	0	0	0	0	0	1	14	21	18.00	3.000
34 Matt Belisle, R ERA: 3.78	(7, 1)	3.0		9	1	0	0	2	0	0	0	0	0	0	27	36	0.00	0.333

PITCHER		IP	WLS	BF	H	R	ER	SO	BB	IBB	HBP	BLK	WP	HR	S	P	ERA	WHIP

BOTTOM

Philadelphia Phillies @ Colorado Rockies

Coors Field, Denver, CO

Wed Aug 03 2011, 1:11 PM - 4:01 PM MDT

Att. 39,468 - Sunny - 81 F

livebaseballscorecards.com

Batter	1	2	3	4	5	6	7	8	9	AB	R	H	RBI	BB	SO	LOB
1 Eric Young Jr., S (1, 7) OBP: 0.279, SLG: 0.218	B FC 90 C FC 89 X FC 90 1-1 S E 1B	B FC 92 C CH 82 B FC 90 X FC 91 2-1 ③ G3			B CU 74 C CU 74 F SI 91 B CU 75 F FC 89 F FC 92 B CH 82 F FC 91 C FC 91 3-3 ① K		C FC 91 B FC 92 B FC 90 C FC 91 F FC 91 C FC 90 2-3 ③ K			4	1	1	0	0	2	1
Dexter Fowler, S (1, 8) OBP: 0.367, SLG: 0.400	B CH 82 C FC 91 B FC 91 B CU 77 X FC 92 3-1 E3 17 G4-3 2 SF8 1-H		B FC 90 C CU 77 B FC 92 C FC 90 B FC 91 F FC 91 B FC 90 4-2 17 S 17 1B BB		X SI 92 0-0 17 G4-3 3B			B SL 80 F FF 91 B FF 91 B FF 92 X FF 91 3-1 ① F8		3	3	1	0	1	0	0
17 Todd Helton, L (1, 3) OBP: 0.393, SLG: 0.482	C FC 90 B FC 91 B CH 83 X CH 83 2-1 ① G4-3 2-3		F FC 94 1 SAFE C FC 90 B FC 92 B CU 78 X CU 77 2-2 7 G4-3 2 SH1-3 1-H 1B		X FC 91 0-0 ② G4-3 3-H			C SL 83 F FF 92 B FF 92 B FF 92 X FF 92 2-2 HR		4	1	2	3	0	0	1
2 Troy Tulowitzki, R (1, 6) OBP: 0.354, SLG: 0.509	B FC 93 X SI 93 1-0 ② SF8 3-H		X FC 92 0-0 ① SH1-3 1-2		B CU 77 F FC 89 S CH 82 S CH 82 1-3 ③ K			C SL 82 C SL 82 X FF 92 0-2 7 WP 1B		2	0	1	1	0	1	0
7 Seth Smith, L (1, 9) OBP: 0.335, SLG: 0.481	X CU 78 0-0 ③ F8		F FC 92 B SI 93 X CH 84 1-1 ② G4-3 2-3			C FC 87 S CH 81 B FC 91 F FC 90 X CU 75 1-2 9 G4-6-3 1B		C CH 83 S SL 82 B SL 84 S SL 85 1-3 ② K 1-2		4	0	1	0	0	1	2
9 Ian Stewart, L (1, 5) OBP: 0.234, SLG: 0.217		B FC 91 F FC 90 X FC 91 1-1 55 1B 2B	C CH 84 B SI 94 X FC 91 1-1 ③ P5			B CH 82 C CH 82 F FC 89 B FC 92 B CH 82 X CH 81 3-2 ①② G4-6-3 1-2f		B FF 92 B CH 84 S FF 91 S SL 85 B SL 84 S SL 85 3-3 ③ K		4	1	1	0	0	1	3
14 Mark Ellis, R (1, 4) OBP: 0.265, SLG: 0.322 34 Matt Belisle, R (7, 1) 19 Ryan Spilborghs, R (9, PH) OBP: 0.292, SLG: 0.312		C FC 92 C FC 92 F CH 83 S CU 78 0-3 ① K	B FC 89 F FC 91 C FC 91 F FC 90 B CU 76 X FC 92 2-2 55 CS 1B			B CU 76 S FC 89 B CU 76 F FC 90 B CH 82 S FC 90 3-3 ③ K		B SL 80 C SL 81 B FF 89 S SL 80 X SL 81 2-2 ① G6-3		3 0 1	0 0 0	1 0 0	0 0 0	0 0 0	2 0 0	1 0 0
55 Eliezer Alfonzo, R (1, 2) OBP: 0.355, SLG: 0.414		S CU 78 X CH 84 0-1 46 SH3 2-H 1B	T FC 92 C CU 76 1 SAFE S FC 90 0-3 ①② K 1-2				F FC 90 X FC 90 0-1 10 G5-4-3 1B		C FF 89 F SL 82 S SL 82 0-3 ② K2-3	4	0	2	1	0	2	1
46 Jason Hammel, R (1, 1) OBP: 0.189, SLG: 0.278 49 Rex Brothers, L (6, 1) 10 Chris Nelson, R (7, 4) OBP: 0.267, SLG: 0.402		X FC 92 0-0 ② SH3 1-2	S FC 91 F FC 92 B CU 77 C CU 76 1-3 ③ K				C CU 75 S FC 92 X CH 82 0-2 ①② G5-4-3 1-2f		B SL 82 B FF 89 F SL 81 S SL 82 X SL 81 2-2 ③ G6-3	1 0 2	0 0 0	0 0 0	0 0 0	0 0 0	1 0 0	0 0 1

	AB	32
	R	6
	H	10
	RBI	5
	BB	1
	SO	10
	LOB	10

Inning Stats	1	2	3	4	5	6	7	8	9
	R: 2 E: 1 K: 0 S: 8 H: 1 LOB: 0 BB: 0 P: 15	R: 1 E: 0 K: 1 S: 11 H: 2 LOB: 1 BB: 0 P: 14	R: 1 E: 0 K: 0 S: 11 H: 1 LOB: 1 BB: 1 P: 19	R: 0 E: 0 K: 2 S: 10 H: 1 LOB: 0 BB: 0 P: 13	R: 1 E: 0 K: 2 S: 11 H: 1 LOB: 0 BB: 0 P: 15	R: 0 E: 0 K: 1 S: 10 H: 1 LOB: 0 BB: 0 P: 17	R: 0 E: 0 K: 1 S: 9 H: 1 LOB: 0 BB: 0 P: 11	R: 1 E: 0 K: 2 S: 14 H: 2 LOB: 1 BB: 0 P: 23	R: 0 E: 0 K: 1 S: 9 H: 0 LOB: 0 BB: 0 P: 13

1B: 7 SF: 1 WP: 1 PA: 36
2B: 1 SAC: 2 PB: 0
3B: 1 DP: 2 SB: 2
HR: 1 HBP: 0 CS: 1

PITCHER		IP	WLS	BF	H	R	ER	SO	BB	IBB	HBP	BLK	WP	HR	S	P	ERA	WHIP
34 Roy Halladay, R ERA: 2.55	(1, 1)	7.0	W	28	8	5	4	7	1	0	0	0	0	0	70	104	5.14	1.286
37 Antonio Bastardo, L ERA: 1.49	(8, 1)	1.0	H	5	2	1	1	2	0	0	0	0	1	1	14	23	9.00	2.000
54 Brad Lidge, R ERA: 2.45	(9, 1)	1.0	S	3	0	0	0	1	0	0	0	0	0	0	9	13	0.00	0.000

PITCHER	IP	WLS	BF	H	R	ER	SO	BB	IBB	HBP	BLK	WP	HR	S	P	ERA	WHIP

Batter	1	2	3	4	5	6	7	8	9	AB	R	H	RBI	BB	SO	LOB
11 Jimmy Rollins, S (1, 6) OBP: 0.336, SLG: 0.398	B FF 92 B FF 92 C FF 92 X FC 88 2-1 8 CS 27 1B 1B	1 SAFE B FF 91 C FF 92 1 SAFE S FC 88 1 SAFE 1-2 CS 1-2 ③	B CH 82 X CH 83 1-0 G6-3 ①			C CU 76 B FF 89 C FC 87 X CU 79 1-2 P4 ①		B FC 86 B FC 87 X FF 90 2-0 F8 ③		4	0	1	0	0	0	0
27 Placido Polanco, R (1, 5) OBP: 0.329, SLG: 0.343	1 SAFE T FF 92 B FC 87 X FC 88 1-1 6 L5-6 8 CS 1-2 1B	C CU 77 B FF 91 F FF 91 B FC 89 T FC 88 2-2 K ②				B FC 86 C FC 87 X CH 83 1-1 F9 ②			B SI 91 S SL 85 C SL 85 X SI 91 1-2 G5-3 ①	4	0	1	0	0	1	0
8 Shane Victorino, S (1, 8) OBP: 0.383, SLG: 0.523	C CU 76 B FF 92 C FF 93 F CU 79 B FC 90 B FF 92 F FC 91 B FF 92 4-2 ① 1-2 2-3 BB	B CH 82 C CH 83 C FC 88 T FC 89 1-2 K ③				X FF 92 0-0 1B			B KC 77 C SI 92 F KC 78 X KC 78 1-2 6 G3 3 1B 1B	3	1	2	0	1	1	0
6 Ryan Howard, L (1, 3) OBP: 0.340, SLG: 0.490	X FC 90 0-0 ② ③ L5-6 2-2			C CU 76 C FF 92 F FC 88 S FC 89 0-3 K ①		1 SAFE F FF 91 F FC 88 S CH 86 0-3 K ③			B SI 91 F SI 91 B SI 92 S KC 79 1 SAFE B KC 78 F SI 92 X KC 78 3-2 ② G3 1-2	4	0	0	0	0	2	4
3 Hunter Pence, R (1, 9) OBP: 0.359, SLG: 0.479		X FF 90 0-0 HR		B FC 89 B FC 88 X CH 84 2-0 G6-3 ②			B FC 88 B FC 87 C CU 78 B FF 91 X FC 86 3-1 15 FC5-4 1B		C SL 86 B SI 93 F SI 94 F SL 85 X SL 84 1-2 2-H 1B	4	1	3	2	0	0	0
15 John Mayberry Jr., R (1, 7) OBP: 0.320, SLG: 0.488		B FF 92 C FC 88 F CH 85 X FF 92 1-2 HR		F FF 92 B FC 89 F CH 84 B FC 89 F FC 88 B FF 91 S FC 89 3-3 K ③			B FF 90 C FF 91 S FC 88 X FC 88 1-2 1-2f FC5-4 51 G6-4-3 ①		B SL 84 S SI 91 C SI 90 1 SAFE S KC 78 1-3 K ③	4	1	1	1	0	2	2
51 Carlos Ruiz, R (1, 2) OBP: 0.367, SLG: 0.377		B CU 78 C CU 77 X SI 90 1-1 G4-3 ①			C FC 87 B FF 90 F FC 88 F FC 89 F FC 88 S CU 80 1-3 K ①		C CH 82 F CH 84 F FC 88 1 SAFE X FF 92 0-2 1-2f G6-4-3 ② ③			3	0	0	0	0	1	1
21 Wilson Valdez, R (1, 4) OBP: 0.284, SLG: 0.299		B FF 91 B FF 90 B FF 90 B FF 89 4-0 11 CS BB			B FC 86 B FF 90 C FC 87 C FC 88 F FC 88 X CU 78 2-2 G5-3 ②			C CU 77 C FC 87 B FC 88 X FF 90 1-2 G6-3 ①		2	0	0	0	1	0	0
33 Cliff Lee, L (1, 1) OBP: 0.226, SLG: 0.314		1 SAFE C FF 92 M FC 90 L FF 92 0-3 K ②			S FF 92 F FF 92 B FC 89 F CU 78 F FF 91 S FC 88 1-3 K ③			F FC 88 F FC 87 S FF 91 0-3 K ②		3	0	0	0	0	3	1
Inning Stats	R: 0 E: 0 K: 0 S: 9 H: 2 LOB: 1 BB: 1 P: 16	R: 2 E: 0 K: 1 S: 11 H: 2 LOB: 0 BB: 1 P: 18	R: 0 E: 0 K: 2 S: 7 H: 0 LOB: 0 BB: 0 P: 11	R: 0 E: 0 K: 2 S: 9 H: 0 LOB: 0 BB: 0 P: 14	R: 0 E: 0 K: 2 S: 14 H: 0 LOB: 0 BB: 0 P: 18	R: 0 E: 0 K: 1 S: 9 H: 1 LOB: 1 BB: 0 P: 11	R: 0 E: 0 K: 0 S: 9 H: 1 LOB: 0 BB: 0 P: 13	R: 0 E: 0 K: 1 S: 7 H: 0 LOB: 0 BB: 0 P: 10	R: 1 E: 0 K: 1 S: 17 H: 2 LOB: 1 BB: 0 P: 24	1B: 6 2B: 1 3B: 0 HR: 2 SF: 0 SAC: 0 DP: 2 HBP: 0						

TOP

Philadelphia Phillies @ San Francisco Giants
AT&T Park, San Francisco, CA
Thu Aug 04 2011, 7:17 PM - 9:34 PM PDT
Att. 42,013 - Partly Cloudy - 59 F

livebaseballscorecards.com

AB	31
R	3
H	8
RBI	3
BB	2
SO	10
LOB	8

WP: 0 PB: 0 SB: 0 CS: 3 PA: 34

PITCHER		IP	WLS	BF	H	R	ER	SO	BB	IBB	HBP	BLK	WP	HR	S	P	ERA	WHIP
40 Madison Bumgarner, L ERA: 3.71	(1, 1)	8.0	L	28	6	2	2	9	2	0	0	0	0	2	75	111	2.25	1.000
46 Santiago Casilla, R ERA: 1.88	(9, 1)	1.0		5	2	1	1	1	0	0	0	0	0	0	17	24	9.00	2.000

PITCHER		IP	WLS	BF	H	R	ER	SO	BB	IBB	HBP	BLK	WP	HR	S	P	ERA	WHIP

BOTTOM

Batter	1	2	3	4	5	6	7	8	9	AB	R	H	RBI	BB	SO	LOB
33 Aaron Rowand, R (1, 8) OBP: 0.294, SLG: 0.378	F FF 92 X SI 92 0-1 8 G6-4-3 1B		C SI 91 S CH 84 X CH 86 0-2 ③ G6-3			F CH 85 C CU 75 S FC 87 0-3 ① K		C CU 75 B CU 76 F CH 85 C CU 76 1-3 ② K		4	0	1	0	0	2	3
46 Santiago Casilla, R (9, 1)										0	0	0	0	0	0	0
8 Jeff Keppinger, R (1, 4) OBP: 0.314, SLG: 0.406	B SI 91 B SI 91 X FC 88 2-0 ①② G6-4-3 1-2f			C SI 90 B CU 75 X CH 84 1-1 ① G1-3		X FC 87 0-0 ② G5-3		C SI 92 F SI 93 X CH 86 0-2 ③ G4-3		4	0	0	0	0	0	3
48 Pablo Sandoval, S (1, 5) OBP: 0.351, SLG: 0.498	F CH 86 B SI 92 S FC 87 B CU 77 F FF 92 B FC 88 X FC 87 3-2 ③ G5-3			F CU 75 B SI 91 X SI 91 1-1 43 1B 1B		B FC 88 X FC 87 1-0 ③ G6-3			C SI 93 B CH 86 X CH 85 1-1 ① G5-3	4	0	1	0	0	0	0
15 Carlos Beltrán, S (1, 9) OBP: 0.383, SLG: 0.504		C SI 91 B CU 76 X CH 85 1-1 ① G4-3		B FC 86 S SI 90 C SI 90 C SI 91 1-3 ② K			C SI 92 X FC 87 0-1 ① G5-3		C FC 88 X CH 85 0-1 2B	4	0	1	0	0	1	1
43 Orlando Cabrera, R (1, 6) OBP: 0.273, SLG: 0.318		C SI 91 F CH 85 B SI 93 F CU 76 C FC 87 1-3 ② K		X FC 87 0-0 1-2 1B			S CH 86 B CU 76 B CU 75 X FC 86 2-1 ② L5		C FF 92 B SI 92 X SI 93 1-1 ② P4	4	0	1	0	0	1	1
13 Cody Ross, R (1, 7) OBP: 0.340, SLG: 0.399		C FC 87 F FC 86 B FC 89 S FC 84 1-3 ③ K		F CH 85 F CH 84 B SI 92 B SI 91 S CU 76 2-3 ③ K			F FC 85 C SI 92 S CU 77 0-3 ③ K		F SI 93 B FC 87 B SI 92 C SI 92 C SI 92 2-3 ③ K	4	0	0	0	0	4	3
17 Aubrey Huff, L (1, 3) OBP: 0.296, SLG: 0.369			C FF 92 X FC 84 0-1 ① P5		C FC 82 B CU 75 B FC 87 S FC 87 X SI 92 2-2 ① P5			S CH 84 B CH 85 X FC 86 1-1 56 1B 1B		3	0	1	0	0	0	0
37 Chris Stewart, R (1, 2) OBP: 0.298, SLG: 0.274			C SI 92 C SI 92 B CU 76 X FC 88 1-2 40 SH2-4 1B		X SI 92 0-0 ② P3			C SI 92 B CU 76 X CH 85 1-1 ① F7		3	0	1	0	0	0	1
40 Madison Bumgarner, R (1, 1) OBP: 0.195, SLG: 0.211			X CH 85 0-0 ② SH2-4 1-2		F SI 92 B SI 92 X SI 91 1-1 ③ L7			B CU 77 F SI 92 B CU 74 F CH 85 D FC 88 X CH 85 3-2 1-2 1B		1	0	0	0	0	0	0
56 Andres Torres, S (8, PH) OBP: 0.322, SLG: 0.360										1	0	1	0	0	0	0
(9, 8)																
Inning Stats	R: 0 E: 0 K: 0 S: 7 H: 1 LOB: 0 BB: 0 P: 12	R: 0 E: 0 K: 2 S: 9 H: 0 LOB: 0 BB: 0 P: 12	R: 0 E: 0 K: 0 S: 9 H: 1 LOB: 1 BB: 0 P: 10	R: 0 E: 0 K: 2 S: 11 H: 2 LOB: 2 BB: 0 P: 16	R: 0 E: 0 K: 0 S: 6 H: 0 LOB: 0 BB: 0 P: 9	R: 0 E: 0 K: 1 S: 5 H: 0 LOB: 0 BB: 0 P: 6	R: 0 E: 0 K: 1 S: 7 H: 0 LOB: 0 BB: 0 P: 9	R: 0 E: 0 K: 1 S: 13 H: 2 LOB: 2 BB: 0 P: 19	R: 0 E: 0 K: 1 S: 9 H: 1 LOB: 1 BB: 0 P: 13	1B: 6 2B: 1 3B: 0 HR: 0 SF: 0 SAC: 1 DP: 1 HBP: 0						

PITCHER	IP	WLS	BF	H	R	ER	SO	BB	IBB	HBP	BLK	WP	HR	S	P	ERA	WHIP
33 Cliff Lee, L (1, 1) ERA: 2.96	9.0	W	33	7	0	0	8	0	0	0	0	0	0	76	106	0.00	0.778

PITCHER	IP	WLS	BF	H	R	ER	SO	BB	IBB	HBP	BLK	WP	HR	S	P	ERA	WHIP

Philadelphia Phillies @ San Francisco Giants

AT&T Park, San Francisco, CA

Thu Aug 04 2011, 7:17 PM - 9:34 PM PDT

Att. 42,013 - Partly Cloudy - 59 F

livebaseballscorecards.com

AB	32
R	0
H	7
RBI	0
BB	0
SO	8
LOB	12

Batter	1	2	3	4	5	6	7	8	9	AB	R	H	RBI	BB	SO	LOB
11 Jimmy Rollins, S (1, 6) OBP: 0.337, SLG: 0.396 21 Wilson Valdez, R (8, 6) OBP: 0.284, SLG: 0.299	C FF 91 F FF 91 T SL 83 0-2 ① K		C SL 80 F CH 84 B SL 82 F SL 80 S CH 85 1-3 ③ K		B SL 81 B FF 88 B FF 87 B FF 87 4-0 27 S 27 1B BB	B CH 86 D SL 86 C SL 85 X SL 87 2-1 27 1B 27 S 1-H 2-H 1B		B CH 85 C CH 84 B CH 84 X CH 85 2-1 ① G3-1		4	1	1	2	1	2	1
										0	0	0	0	0	0	0
27 Placido Polanco, R (1, 5) OBP: 0.332, SLG: 0.345	C FF 92 C SL 84 F FF 93 B SL 84 F FF 92 B SL 84 B SL 82 B FF 91 4-2 8 G6-3 BB			C CH 82 X CH 85 0-1 ① G5-3	1 SAFE 1 SAFE B FF 86 B CH 82 F CH 86 X FF 87 2-1 ② 1-H 1B	D FF 92 F SL 82 D FF 92 D SL 86 C SL 85 X SL 86 3-2 8 HBP 1-3 1B		X SI 92 0-0 ② G4-3		4	0	2	1	1	0	0
8 Shane Victorino, S (1, 8) OBP: 0.387, SLG: 0.533 6 Ryan Howard, L (6, PR) OBP: 0.342, SLG: 0.490 (6, 3)	1 SAFE C SL 80 X SL 81 0-1 ② ③ G6-3 1-2f			C FF 90 X SL 82 0-1 HR	B FF 88 F SI 88 B SI 87 B CH 80 S CH 85 F CH 84 F CH 84 X CH 83 3-2 1B	H FF 92 1-0 1-2 HBP		B SI 94 B SI 93 B SI 94 B SI 93 4-0 BB		3	1	2	1	0	0	1
										0	0	0	0	1	0	0
26 Chase Utley, L (1, 4) OBP: 0.379, SLG: 0.485		C FF 90 B SL 81 B SI 88 F FF 89 X FF 90 2-2 ① L3		B CH 82 C FF 88 X FF 88 1-1 3 1B 29 FC4-6 1B	B SI 92 X CH 86 1-0 ③ G3	B CU 78 X SI 93 1-0 ③ G4-3		C CH 85 B SI 94 F CH 86 S SI 93 1-3 ③ K		5	1	1	0	0	1	5
3 Hunter Pence, R (1, 9) OBP: 0.359, SLG: 0.485		B SL 81 F CH 84 X CH 85 1-1 ② G4-3		B CH 83 D SI 89 C CH 83 1 SAFE X FF 89 2-1 29 FC4-6 1-3 1B		C SL 85 X FF 92 X FF 91 0-2 ① G4-3	F CH 87 B CH 88 B SI 93 B CH 90 X SI 92 3-1 HR		C SL 90 B CH 89 S SL 90 S SL 91 1-3 ① K	5	1	2	1	0	1	0
29 Raul Ibanez, L (1, 7) OBP: 0.295, SLG: 0.432		B FF 90 X FF 88 1-0 ③ F9		B SL 80 B SI 87 C SL 79 X FF 88 2-1 ② FC4-6 15 HR 1-2f 3-H		B CH 88 F FF 92 S SL 87 B SL 86 B SL 88 F SL 87 B FF 92 4-2 15 1B 23 1B BB	S CU 77 S FF 94 B CU 77 B SI 90 S CU 77 2-3 ① K		X SI 96 0-0 15 G6-3 2B	4	2	1	1	1	1	1
15 John Mayberry Jr., R (1, 3) OBP: 0.322, SLG: 0.503 (6, 8)			C FF 89 B SI 92 S CH 83 B CH 86 F FF 89 B SL 80 X CH 82 3-2 ① P3	1 SAFE B FF 89 F CH 82 1 SAFE B FF 89 B CH 82 C FF 88 X FF 88 3-2 1-H HR		C SL 84 D FF 93 X FF 93 1-1 11 WP 23 1B 11 1B 1-2 1B	B SI 94 X SI 93 1-0 ② G4-3		C SI 96 F SL 91 B SL 90 D CH 89 X SL 90 2-2 ② G6-3 2-3	5	2	2	2	0	0	1
23 Brian Schneider, L (1, 2) OBP: 0.255, SLG: 0.298			C FF 89 C SL 82 B SL 83 B FF 91 S FF 89 2-3 ② K	B FF 89 X FF 87 1-0 ③ G3		B CH 86 B CH 88 D FF 93 X FF 92 3-0 11 WP 11 1B 1-2 2-H 1B	B FF 94 F SI 93 C CU 77 B CU 77 F SI 92 H SI 94 4-2 49 FC6-4 HBP		B SL 90 B SL 92 C SI 94 B SL 90 C SL 92 F SL 90 B SI 96 4-2 BB	3	1	1	1	1	1	0
49 Vance Worley, R (1, 1) OBP: 0.172, SLG: 0.207 40 Michael Stutes, R (8, 1) 7 Ross Gload, L (9, PH) OBP: 0.284, SLG: 0.319 57 David Herndon, R (9, 1)			F FF 88 B FF 90 X FF 88 1-1 1B		S FF 88 F FF 88 S SL 81 0-3 ① K	M SL 84 2 SAFE X SL 83 0-1 ② B2	X SI 93 0-0 ③ FC6-4 1-2f		C SL 91 C SI 96 B FF 96 C SL 89 1-3 ③ K	4	0	1	0	0	1	3
										0	0	0	0	0	0	0
										1	0	0	0	0	1	2
										0	0	0	0	0	0	0
Inning Stats	R: 0 E: 0 K: 1 S: 9 H: 0 LOB: 0 BB: 1 P: 13	R: 0 E: 0 K: 0 S: 6 H: 0 LOB: 0 BB: 0 P: 10	R: 0 E: 0 K: 2 S: 13 H: 1 LOB: 1 BB: 0 P: 20	R: 4 E: 0 K: 0 S: 14 H: 4 LOB: 0 BB: 0 P: 23	R: 1 E: 0 K: 1 S: 11 H: 2 LOB: 1 BB: 1 P: 21	R: 3 E: 0 K: 0 S: 17 H: 4 LOB: 3 BB: 1 P: 32	R: 1 E: 0 K: 1 S: 10 H: 1 LOB: 1 BB: 0 P: 20	R: 0 E: 0 K: 1 S: 6 H: 0 LOB: 1 BB: 1 P: 13	R: 0 E: 0 K: 2 S: 13 H: 1 LOB: 2 BB: 1 P: 21	1B: 9 2B: 1 3B: 0 HR: 3 SF: 0 SAC: 0 DP: 1 HBP: 2	WP: 1 PB: 0 SB: 2 CS: 0 PA: 45					

PITCHER		IP	WLS	BF	H	R	ER	SO	BB	IBB	HBP	BLK	WP	HR	S	P	ERA	WHIP
57 Jonathan Sánchez, L ERA: 4.1	(1, 1)	4.2	L	21	7	5	5	4	2	0	0	0	0	2	52	85	9.64	1.929
52 Ramon E Ramirez, R ERA: 2.91	(5, 1)	1.0		9	4	3	3	0	1	0	1	0	1	0	17	32	27.00	5.000
41 Jeremy Affeldt, L ERA: 2.86	(6, 1)	1.1		6	1	1	1	1	0	0	1	0	0	1	11	22	6.75	0.750
59 Guillermo Mota, R ERA: 4.07	(8, 1)	1.0		4	0	0	0	1	1	0	0	0	0	0	6	13	0.00	1.000
38 Brian Wilson, R ERA: 2.82	(9, 1)	1.0		5	1	0	0	2	1	0	0	0	0	0	13	21	0.00	2.000

PITCHER	IP	WLS	BF	H	R	ER	SO	BB	IBB	HBP	BLK	WP	HR	S	P	ERA	WHIP

TOP

Philadelphia Phillies @ San Francisco Giants
AT&T Park, San Francisco, CA

Fri Aug 05 2011, 7:15 PM - 10:18 PM PDT
Att. 42,165 - Clear - 61 F

livebaseballscorecards.com

AB	38
R	9
H	13
RBI	9
BB	5
SO	8
LOB	14

BOTTOM

Philadelphia Phillies @ San Francisco Giants
AT&T Park, San Francisco, CA
Fri Aug 05 2011, 7:15 PM - 10:18 PM PDT
Att. 42,165 - Clear - 61 F

livebaseballscorecards.com

Batter	1	2	3	4	5	6	7	8	9	AB	R	H	RBI	BB	SO	LOB
56 Andres Torres, S (1, 8) OBP: 0.318, SLG: 0.354	B FF 90 C FF 90 B SL 85 C FF 90 F FC 91 B FF 91 X FF 90 3-2 G4-3 ①		C FF 92 B KC 78 F FF 92 T SL 86 1-2 K ②		B FF 91 F SL 86 B SL 86 B SI 90 X FC 91 3-1 2-3 G4-3 ①		X SL 86 0-0 G4-3 ③			4	0	0	0	0	1	1
8 Jeff Keppinger, R (1, 4) OBP: 0.313, SLG: 0.400	B FF 92 B SI 90 C FF 92 B SL 87 B FF 92 4-1 15 1B 48 SF8 BB		F FF 90 X FF 91 0-1 L8 ③		B SL 86 X SL 84 1-0 L6 ②			B FF 94 X FF 94 1-0 F9 ①		3	1	0	0	1	0	1
15 Carlos Beltrán, S (1, 9) OBP: 0.383, SLG: 0.503 41 Jeremy Affeldt, L (6, 1) 7 Mark DeRosa, R (8, 3) OBP: 0.220, SLG: 0.184	B FF 90 C CH 85 B FF 90 X SI 91 2-1 17 PB 1-3 1B			C FF 90 S FC 90 B KC 78 X SL 84 1-2 L5 ①	B KC 77 B FF 90 B FF 90 C FF 90 T FF 92 C FF 90 3-3 K ③			B FF 94 B SL 84 F FF 93 S FF 93 B SL 81 F FF 93 X FF 94 3-2 L6 ②		3 0 1	0 0 0	1 0 0	0 0 0	0 0 0	1 0 0	1 0 0
48 Pablo Sandoval, S (1, 5) OBP: 0.350, SLG: 0.502 14 Mike Fontenot, L (7, 5) OBP: 0.297, SLG: 0.352	X KC 76 0-0 SF8 ② 3-H			X FF 92 0-0 G1-3 ②		F SL 83 S FF 89 B FF 91 B SL 84 X FF 89 2-2 2B		B FF 94 X FF 93 1-0 1B		2 1	0 0	1 1	1 0	0 0	0 0	0 0
17 Aubrey Huff, L (1, 3) OBP: 0.296, SLG: 0.369 59 Guillermo Mota, R (8, 1) OBP: 0.143, SLG: 0.286 38 Brian Wilson, R (9, 1)	B CH 84 B FC 91 C CH 85 X FC 91 2-1 G4-3 ③ 1-2			C FC 92 S SL 85 F SL 85 B FF 93 B FC 89 X CH 83 2-2 43 1B 1B		C SL 86 X FC 90 0-1 F8 ①		F FF 93 S SL 80 S SL 80 0-3 K ③		3 1 0	0 0 0	1 0 0	0 0 0	0 1 0	0 1 0	2 1 0
43 Orlando Cabrera, R (1, 6) OBP: 0.276, SLG: 0.320		B FF 90 C SI 89 X KC 75 1-1 22 G4-6-3 1B		X FF 90 0-0 1-2 1B		F FF 91 X SL 84 0-1 F7 ②			C SI 90 S SI 90 B SL 84 B SI 91 X SI 91 2-2 G5-3 ①	4	0	2	0	0	0	1
12 Nate Schierholtz, L (1, 7) OBP: 0.312, SLG: 0.416 52 Ramon E Ramirez, R (5, 1) 13 Cody Ross, R (6, 9) OBP: 0.341, SLG: 0.399		B SI 89 B CH 83 C FC 90 F FF 90 F KC 77 S SL 87 2-3 K ①		F KC 76 X FC 92 0-1 P5 ③		B KC 75 D SL 85 C FC 92 X SL 86 2-1 F7 ③			B SI 91 X SI 92 1-0 33 FC5-4 1B	2 0 2	0 0 0	0 0 1	0 0 0	0 0 0	1 0 0	3 0 1
22 Eli Whiteside, R (1, 2) OBP: 0.296, SLG: 0.367 37 Chris Stewart, R (6, 2) OBP: 0.292, SLG: 0.267		B FC 90 C FC 92 B FC 90 X SL 86 2-1 G4-6-3 ②③ 1-2f			F FF 90 X FF 88 0-1 HR		C FC 89 C FF 89 B SI 90 F FC 90 B SI 91 S SL 86 2-3 K ①		B SI 92 X SI 91 1-0 P6 ②	2 2	1 0	1 0	1 0	0 0	0 1	1 1
57 Jonathan Sánchez, L (1, 1) OBP: 0.241, SLG: 0.357 33 Aaron Rowand, R (5, 7) OBP: 0.294, SLG: 0.381		B FC 89 B FF 90 C FF 90 B FF 91 S FF 90 S FF 92 3-3 K ①			B FC 88 X FF 93 1-0 56 G4-3 2B		B FF 92 B SL 86 C SI 91 S FF 91 F FC 89 C FF 92 2-3 K ②		C SL 83 S SL 84 D SI 93 X SL 83 1-2 FC5-4 ③ 1-2f	1 3	0 0	0 1	0 0	0 0	1 1	0 1
Inning Stats	R: 1 H: 1 E: 0 LOB: 1 K: 0 BB: 1 S: 10 P: 21	R: 0 H: 1 E: 0 LOB: 0 K: 1 BB: 0 S: 8 P: 13	R: 0 H: 0 E: 0 LOB: 0 K: 2 BB: 0 S: 8 P: 12	R: 0 H: 2 E: 0 LOB: 2 K: 0 BB: 0 S: 11 P: 14	R: 1 H: 2 E: 0 LOB: 1 K: 1 BB: 0 S: 9 P: 17	R: 0 H: 1 E: 0 LOB: 1 K: 0 BB: 0 S: 9 P: 13	R: 0 H: 0 E: 0 LOB: 0 K: 2 BB: 0 S: 9 P: 13	R: 0 H: 1 E: 0 LOB: 1 K: 1 BB: 0 S: 9 P: 14	R: 0 H: 1 E: 0 LOB: 1 K: 0 BB: 0 S: 8 P: 13	1B: 6 SF: 1 2B: 2 SAC: 0 3B: 0 DP: 1 HR: 1 HBP: 0						

	AB	34
	R	2
	H	9
	RBI	2
	BB	1
	SO	7
	LOB	14

PITCHER		IP	WLS	BF	H	R	ER	SO	BB	IBB	HBP	BLK	WP	HR	S	P	ERA	WHIP
49 Vance Worley, R ERA: 2.35	(1, 1)	7.0	W	28	7	2	2	6	1	0	0	0	0	1	64	103	2.57	1.143
40 Michael Stutes, R ERA: 3.1	(8, 1)	1.0		4	1	0	0	1	0	0	0	0	0	0	9	14	0.00	1.000
57 David Herndon, R ERA: 4.21	(9, 1)	1.0		4	1	0	0	0	0	0	0	0	0	0	8	13	0.00	1.000

PITCHER	IP	WLS	BF	H	R	ER	SO	BB	IBB	HBP	BLK	WP	HR	S	P	ERA	WHIP

Philadelphia Phillies @ San Francisco Giants

AT&T Park, San Francisco, CA

Sat Aug 06 2011, 1:13 PM - 3:26 PM PDT

Att. 42,183 - Partly Cloudy - 61 F

livebaseballscorecards.com

Batter	1	2	3	4	5	6	7	8	9	AB	R	H	RBI	BB	SO	LOB
11 Jimmy Rollins, S (1, 6) OBP: 0.336, SLG: 0.397	B FF 90 F CH 84 F CH 85 B FF 91 B CH 86 F FF 91 X CH 86 3-2 3 1B 2B		C SL 83 C FF 89 B FF 90 S CU 77 1-3 ① K		B CU 75 C FF 90 S CH 84 X CH 87 1-2 ③ G4-3			X CH 86 0-0 ③ P4		4	1	1	0	0	1	0
8 Shane Victorino, S (1, 8) OBP: 0.388, SLG: 0.532	C FF 91 X FF 91 0-1 ① F8		B CH 84 B FF 90 B SL 86 C FF 90 B FF 90 4-1 BB			C SL 84 X CH 83 0-1 ① G6-3			X SI 89 0-0 6 1B 1B	3	0	1	0	1	0	1
26 Chase Utley, L (1, 4) OBP: 0.377, SLG: 0.479	D SL 87 2 SAFE B CH 84 B FF 92 B FF 91 4-0 3 E 3 1B 29 PB BB		1 SAFE X FF 90 0-0 ② F9			C FF 89 B FF 90 X CU 76 1-1 ② G3-1			C SI 89 F SI 89 X SI 88 0-2 ① F9	3	1	0	0	1	0	2
6 Ryan Howard, L (1, 3) OBP: 0.341, SLG: 0.488	B SL 87 C SL 87 S CU 77 S FF 92 1-3 ② K		1 SAFE B FF 90 B FF 91 B FF 91 1 SAFE S CH 85 F SL 86 S SL 87 3-3 ③ K			C CU 77 B CU 77 S CH 86 B FF 92 B FF 92 F SL 86 T CH 87 3-2 ③ K			1 SAFE X SI 89 0-0 1-3 1B	4	0	1	0	0	3	3
3 Hunter Pence, R (1, 9) OBP: 0.360, SLG: 0.485	B SL 87 X SL 87 1-0 E5 29 PB 1-3 2-H 1B			F FF 89 X FF 90 0-1 ① P4			B CU 75 X FF 89 1-0 29 FC4-6 1B		X SL 81 0-0 ② P6	4	0	2	1	0	0	2
29 Raul Ibanez, L (1, 7) OBP: 0.292, SLG: 0.428	C FF 91 F FF 90 B FF 90 S CU 78 1-3 ③ K 1-2 3-H			B FF 89 C FF 90 X CU 76 1-1 ② L4			S SL 85 C FF 90 1 SAFE 1 SAFE X CH 85 0-2 ① FC4-6 27 G6-3 1-2f		C SL 82 B SL 81 X FF 91 1-1 ③ L7	4	0	0	0	0	1	4
27 Placido Polanco, R (1, 5) OBP: 0.330, SLG: 0.342 7 Michael Martinez, S (8, 5) OBP: 0.264, SLG: 0.314		X FF 88 0-0 ① F9		C FF 90 B SL 86 B CH 85 C FF 90 B FF 90 X SI 91 3-2 ③ G4-3			C FF 91 X SI 90 0-1 ②③ G6-3 1-2f			3 0	0 0	0 0	0 0	0 0	0 0	1 0
51 Carlos Ruiz, R (1, 2) OBP: 0.364, SLG: 0.373		C FF 88 B FF 88 C FF 89 X FF 90 1-2 ② F9			C SL 84 B SL 84 B FF 90 F SL 84 F FF 90 X SL 85 2-2 ① P3			C FF 88 B SI 89 B CU 77 B FF 91 C FF 90 F FF 91 F SL 85 X FF 91 3-2 ① F8		3	0	0	0	0	0	0
35 Cole Hamels, L (1, 1) OBP: 0.179, SLG: 0.185		C SI 90 C CH 84 T CU 76 0-2 ③ K			B CH 89 C SI 89 F CH 84 C CU 76 1-3 ② K			F SI 90 F CU 77 S CU 76 0-3 ② K		3	0	0	0	0	3	0

Inning Stats	1	2	3	4	5	6	7	8	9
	R: 2 E: 1 K: 2 S: 13	R: 0 E: 0 K: 1 S: 7	R: 0 E: 0 K: 2 S: 8	R: 0 E: 0 K: 0 S: 7	R: 0 E: 0 K: 1 S: 10	R: 0 E: 0 K: 1 S: 8	R: 0 E: 0 K: 0 S: 6	R: 0 E: 0 K: 1 S: 9	R: 0 E: 0 K: 0 S: 8
	H: 2 LOB: 1 BB: 1 P: 23	H: 0 LOB: 0 BB: 0 P: 8	H: 0 LOB: 1 BB: 1 P: 16	H: 0 LOB: 0 BB: 0 P: 11	H: 0 LOB: 0 BB: 0 P: 14	H: 0 LOB: 0 BB: 0 P: 12	H: 1 LOB: 0 BB: 0 P: 7	H: 0 LOB: 0 BB: 0 P: 12	H: 2 LOB: 2 BB: 0 P: 9

	AB	31
	R	2
	H	5
	RBI	1
	BB	2
	SO	8
	LOB	13

	1B: 4	SF: 0	WP: 0	PA: 33
	2B: 1	SAC: 0	PB: 1	
	3B: 0	DP: 1	SB: 0	
	HR: 0	HBP: 0	CS: 0	

PITCHER		IP	WLS	BF	H	R	ER	SO	BB	IBB	HBP	BLK	WP	HR	S	P	ERA	WHIP
18 Matt Cain, R ERA: 3.0	(1, 1)	8.0	L	28	3	2	1	8	2	0	0	0	0	0	68	103	1.12	0.625
49 Javier López, L ERA: 2.51	(9, 1)	0.1		3	2	0	0	0	0	0	0	0	0	0	5	5	0.00	6.000
54 Sergio Romo, R ERA: 1.72	(9, 1)	0.2		2	0	0	0	0	0	0	0	0	0	0	3	4	0.00	0.000

PITCHER		IP	WLS	BF	H	R	ER	SO	BB	IBB	HBP	BLK	WP	HR	S	P	ERA	WHIP

BOTTOM

Batter	1	2	3	4	5	6	7	8	9	AB	R	H	RBI	BB	SO	LOB
33 Aaron Rowand, R (1, 8) OBP: 0.294, SLG: 0.379	B FC 88 B CH 80 F FF 90 X CH 81 2-1 ① F9			S CH 82 X FF 89 0-1 8 1B 1B		C FF 91 F FF 92 S FF 92 0-3 ③ K		B CH 83 X FF 91 1-0 ③ P4		4	0	1	0	0	1	2
8 Jeff Keppinger, R (1, 4) OBP: 0.316, SLG: 0.402	C FF 90 B FF 90 X CH 81 1-1 15 G6-3 1B			1 SAFE C CH 83 X FF 92 0-1 48 G4-6-3 1-2 1B			X FF 90 0-0 ① G6-3		C FF 89 B FF 86 B FF 89 B FF 88 C FF 90 F CH 82 X FF 90 3-2 ① F9	4	0	2	0	0	0	0
15 Carlos Beltrán, S (1, 9) OBP: 0.380, SLG: 0.497	B FF 90 F FF 91 F FC 88 F FF 93 X CH 82 1-2 ② ③ G6-3 1-2f			S FC 88 C FF 90 S CU 77 0-3 ① K			C CH 80 B CU 74 X CH 82 1-1 ② G6-3		C CH 80 F FF 86 F FF 89 X CH 82 0-2 ② L4	4	0	0	0	0	1	3
48 Pablo Sandoval, S (1, 5) OBP: 0.352, SLG: 0.513		C CU 74 X FC 89 0-1 ① P2		X CH 83 0-0 ② ③ G4-6-3 1-2f			C FC 88 B FF 91 X CH 82 1-1 1B		C FF 87 B FC 87 B FC 86 X FF 90 2-1 HR	4	1	2	1	0	0	2
43 Orlando Cabrera, R (1, 6) OBP: 0.273, SLG: 0.316		C FF 89 C FC 88 B SI 90 F CH 84 X CH 84 1-2 ② G5-3			X FC 87 0-0 ① G6-3		C CH 81 F FF 90 S CU 76 0-3 ③ K		X FF 91 0-0 ③ G6-3	4	0	0	0	0	1	1
13 Cody Ross, R (1, 7) OBP: 0.337, SLG: 0.395		F FF 91 B CU 75 B CU 76 X CH 83 2-1 ③ G5-3			C FF 92 B FF 91 B CH 84 B FF 90 C CH 84 F CH 85 F FF 94 X CH 85 3-2 ② G6-3			C FF 88 B FC 88 C FF 91 B CU 76 F FF 93 X FF 92 2-2 ① F9		3	0	0	0	0	0	0
17 Aubrey Huff, L (1, 3) OBP: 0.294, SLG: 0.366			C CH 81 C CU 75 B CH 84 B CU 75 F FF 93 B FF 90 X CH 83 3-2 ① G4-3		X CH 84 0-0 ③ G1			C FF 91 F CU 77 B CU 76 X CH 83 1-2 ② P2		3	0	0	0	0	0	0
22 Eli Whiteside, R (1, 2) OBP: 0.297, SLG: 0.366			C FF 91 B FF 91 B FF 93 F FF 93 B CU 77 X CH 84 3-2 ② G4-3			S CH 82 B FF 92 F CU 75 B CH 84 X CH 84 2-2 ① P6		C FC 88 X FF 88 0-1 12 1B 1B		3	0	1	0	0	0	0
18 Matt Cain, R (1, 1) OBP: 0.125, SLG: 0.109 12 Nate Schierholtz, L (8, PH) OBP: 0.314, SLG: 0.418 49 Javier López, L (9, 1) 54 Sergio Romo, R (9, 1)			C FF 92 S CH 83 S CH 84 0-3 ③ K			S CH 83 C FF 92 S CU 77 0-3 ② K		B CU 75 B CH 82 C FF 88 F CH 81 F FF 92 X FF 92 2-2 1-2 1B		2 1 0 0	0 0 0 0	0 1 0 0	0 0 0 0	0 0 0 0	2 0 0 0	0 0 0 0
Inning Stats	R: 0 E: 0 K: 0 S: 8 H: 1 LOB: 0 BB: 0 P: 12	R: 0 E: 0 K: 0 S: 8 H: 0 LOB: 0 BB: 0 P: 11	R: 0 E: 0 K: 1 S: 10 H: 0 LOB: 0 BB: 0 P: 16	R: 0 E: 0 K: 1 S: 8 H: 2 LOB: 1 BB: 0 P: 8	R: 0 E: 0 K: 0 S: 7 H: 0 LOB: 0 BB: 0 P: 10	R: 0 E: 0 K: 2 S: 9 H: 0 LOB: 0 BB: 0 P: 11	R: 0 E: 0 K: 1 S: 8 H: 1 LOB: 1 BB: 0 P: 10	R: 0 E: 0 K: 0 S: 14 H: 2 LOB: 2 BB: 0 P: 20	R: 1 E: 0 K: 0 S: 11 H: 1 LOB: 0 BB: 0 P: 16	1B: 6 2B: 0 3B: 0 HR: 1	SF: 0 SAC: 0 DP: 2 HBP: 0		WP: 0 PB: 0 SB: 0 CS: 0	PA: 32			

PITCHER	IP	WLS	BF	H	R	ER	SO	BB	IBB	HBP	BLK	WP	HR	S	P	ERA	WHIP
35 Cole Hamels, L (1, 1) ERA: 2.53	9.0	W	32	7	1	1	5	0	0	0	0	0	1	83	114	1.00	0.778

PITCHER	IP	WLS	BF	H	R	ER	SO	BB	IBB	HBP	BLK	WP	HR	S	P	ERA	WHIP

Philadelphia Phillies @ San Francisco Giants

AT&T Park, San Francisco, CA

Sat Aug 06 2011, 1:13 PM - 3:26 PM PDT

Att. 42,183 - Partly Cloudy - 61 F

livebaseballscorecards.com

AB	32
R	1
H	7
RBI	1
BB	0
SO	5
LOB	8

TOP

Philadelphia Phillies @ San Francisco Giants
AT&T Park, San Francisco, CA
Sun Aug 07 2011, 1:06 PM - 3:40 PM PDT
Att. 42,366 - Overcast - 60 F

livebaseballscorecards.com

Batter	1	2	3	4	5	6	7	8	9	AB	R	H	RBI	BB	SO	LOB
11 Jimmy Rollins, S (1, 6) OBP: 0.337, SLG: 0.396	B SI 90 B FF 90 B FF 91 B SI 89 4-0 8 FC3-6 BB		F CH 82 S SL 85 F FF 91 D CH 83 X CH 82 1-2 ① G3 1-2		C CH 83 B FF 91 X FF 91 1-1 8 FC4-6 1B		B CH 85 C CH 84 X CH 84 1-1 ③ F8		C SL 91 X SI 94 0-1 ③ G4-3	4	0	1	0	1	0	2
8 Shane Victorino, S (1, 8) OBP: 0.384, SLG: 0.525	1 SAFE C CH 84 C FF 92 X CH 84 0-2 ① FC3-6 1-2f		C SI 90 F CH 82 C FF 91 0-3 ② K		F CH 82 D CH 82 1 SAFE 1 SAFE 1 SAFE X CH 82 1-1 ① FC4-6 1-2f			C FF 91 C SI 91 F SI 92 F FF 92 F SL 89 X CH 85 0-2 ① P6		4	0	0	0	0	1	3
26 Chase Utley, L (1, 4) OBP: 0.379, SLG: 0.479	B FF 91 B CH 82 F CH 82 F SL 86 F SI 92 X CH 86 2-2 ② F7		B FF 90 X CH 84 1-0 2-H 1B		S CH 83 X FF 91 0-1 ② P5			B FF 92 C CH 85 B CH 85 F CH 84 X SI 93 2-2 3 E 1B		4	0	2	1	0	0	2
6 Ryan Howard, L (1, 3) OBP: 0.338, SLG: 0.483	B CU 77 B SL 83 S SL 83 F FF 91 F CH 84 S SL 83 2-3 ③ K		S FF 90 C FF 91 S FF 91 0-3 ③ K		S CH 83 D CH 83 F CH 82 1 SAFE B CH 83 S CH 83 2-3 ③ K			B FF 92 B CH 84 X SL 83 2-0 ② F8		4	0	0	0	0	3	4
3 Hunter Pence, R (1, 9) OBP: 0.357, SLG: 0.481		F SL 84 B SI 90 B FF 90 S SL 86 F SL 86 B SL 86 F CH 84 X SL 87 3-2 ① G6-3		X CH 82 0-0 ① G5-3		X CH 83 0-0 ① G5-3		B FF 94 C FF 92 F SI 92 X SL 89 1-2 E3 1-3		4	0	0	0	0	0	1
29 Raul Ibanez, L (1, 7) OBP: 0.290, SLG: 0.423		B SI 89 C FF 90 X CH 84 1-1 ② G3		C FF 90 X SL 81 0-1 ② G3-1		C FF 92 F FF 92 X SL 84 0-2 ② L4		B CU 74 C SL 83 1 SAFE F SL 83 F CU 76 B SI 91 F SL 85 X SI 89 2-2 ③ F7		4	0	0	0	0	0	2
51 Carlos Ruiz, R (1, 2) OBP: 0.366, SLG: 0.375		B FF 91 X SI 91 1-0 1B		C FF 90 S CH 81 X FF 90 0-2 7 1B 1B		B FF 91 S CH 83 C CH 84 B CH 83 S CH 83 2-3 ③ K			B FF 94 C FF 94 X SL 90 1-1 ① G6-3	4	0	2	0	0	1	0
7 Michael Martinez, S (1, 5) OBP: 0.265, SLG: 0.314 10 Ben Francisco, R (9, PH) OBP: 0.328, SLG: 0.360		C SL 83 F FF 88 X CH 82 0-2 ③ G4-3		D CH 82 S CH 82 X FF 90 1-1 1-2 1B			C FF 92 B CH 83 F FF 91 B FF 93 X CH 84 2-2 ① G4-3		X SL 91 0-0 2B	3 1	0 0	1 1	0 0	0 0	0 0	1 0
44 Roy Oswalt, R (1, 1) OBP: 0.190, SLG: 0.150 15 John Mayberry Jr., R (7, PH) OBP: 0.320, SLG: 0.500 54 Brad Lidge, R (7, 1) 40 Michael Stutes, R (8, 1) 7 Ross Gload, L (9, PH) OBP: 0.280, SLG: 0.315			C FF 90 F FF 90 X CH 84 0-2 11 G3 26 1B 1B	C SL 86 B FF 90 X CH 82 1-1 ③ G1-3			B SI 93 C FF 93 X FF 93 1-1 ② G6-3		X SL 90 0-0 ② F7	2 1 0 0 1	1 0 0 0 0	1 0 0 0 0	0 0 0 0 0	0 0 0 0 0	0 0 0 0 0	2 0 0 0 1
Inning Stats	R: 0 E: 0 K: 1 S: 11 H: 0 LOB: 1 BB: 1 P: 19	R: 0 E: 0 K: 0 S: 11 H: 1 LOB: 1 BB: 0 P: 16	R: 1 E: 0 K: 2 S: 14 H: 2 LOB: 1 BB: 0 P: 16	R: 0 E: 0 K: 0 S: 10 H: 2 LOB: 2 BB: 0 P: 12	R: 0 E: 0 K: 1 S: 9 H: 1 LOB: 1 BB: 0 P: 13	R: 0 E: 0 K: 1 S: 7 H: 0 LOB: 0 BB: 0 P: 9	R: 0 E: 0 K: 0 S: 7 H: 0 LOB: 0 BB: 0 P: 11	R: 0 E: 1 K: 0 S: 18 H: 1 LOB: 2 BB: 0 P: 25	R: 0 E: 0 K: 0 S: 6 H: 1 LOB: 1 BB: 0 P: 7	1B: 7 2B: 1 3B: 0 HR: 0 SF: 0 SAC: 0 DP: 0 HBP: 0						

	AB	36
	R	1
	H	8
	RBI	1
	BB	1
	SO	5
	LOB	18

WP: 0 PA: 37
PB: 0
SB: 0
CS: 0

PITCHER		IP	WLS	BF	H	R	ER	SO	BB	IBB	HBP	BLK	WP	HR	S	P	ERA	WHIP
55 Tim Lincecum, R ERA: 2.69	(1, 1)	7.2	W	32	7	1	1	5	1	0	0	0	0	0	82	114	1.17	1.043
49 Javier López, L ERA: 2.49	(8, 1)	0.1	H	1	0	0	0	0	0	0	0	0	0	0	5	7	0.00	0.000
38 Brian Wilson, R ERA: 2.77	(9, 1)	1.0	S	4	1	0	0	0	0	0	0	0	0	0	6	7	0.00	1.000

PITCHER		IP	WLS	BF	H	R	ER	SO	BB	IBB	HBP	BLK	WP	HR	S	P	ERA	WHIP

Batter	1	2	3	4	5	6	7	8	9	AB	R	H	RBI	BB	SO	LOB
56 Andres Torres, S (1, 8) OBP: 0.316, SLG: 0.351	C FF 91 B FF 92 F FF 91 B FF 92 S FF 92 2-3 K ①		B FF 91 C CH 82 S CH 83 B FF 92 F FF 92 B FF 92 X CH 82 3-2 F8 ② B FF 92 S FF 91 X CU 68 1-1 F8 ③			B FF 91 S FF 91 X FF 90 1-1 15 S 2-3 1B		C SL 81 S SL 81 B FF 93 B SL 78 B SL 80 S FF 93 3-3 K ②		5	0	1	0	0	2	3
8 Jeff Keppinger, R (1, 4) OBP: 0.326, SLG: 0.412 38 Brian Wilson, R (9, 1)	X FF 92 0-0 15 G1-6-3 1B		X FF 92 0-0 1B		X CH 81 0-0 15 1B 48 FC3-2 1B	C FC 84 B FF 92 1 SAFE B FF 91 X FC 85 2-1 SF9 ② 3-H		B FF 92 C FF 92 F FF 94 B SL 80 X FF 92 2-2 1B		4 0	0 0	4 0	1 0	0 0	0 0	0 0
15 Carlos Beltrán, S (1, 9) OBP: 0.378, SLG: 0.495 33 Aaron Rowand, R (8, 7) OBP: 0.293, SLG: 0.378	X CH 83 0-0 G1-6-3 ②③ 1-2f		C FF 92 F FF 92 S CU 70 0-3 K ③		B FF 90 C FF 90 S FF 90 X FF 90 1-2 17 BB 48 FC3-2 43 SF8 1-3 1B	C FF 90 B CH 82 F FF 92 F CU 69 1 SAFE 1 SAFE B SL 78 S FF 92 2-3 K ③ 1-2		1 SAFE C SL 80 1 SAFE X SL 80 0-1 P4 ③		4 1	1 0	1 0	0 0	0 0	2 0	3 1
48 Pablo Sandoval, S (1, 5) OBP: 0.354, SLG: 0.516		B CH 82 B SI 91 X CH 81 2-0 17 G6-3 1B		B FF 92 B FF 91 S FF 91 S FF 91 F FF 92 X CU 69 2-2 12 1B 37 1B 2B	S FF 92 1 SAFE B FF 91 X CH 83 1-1 FC3-2 ① 43 SF8 17 BB 1-2 3-H		C FF 88 S FF 90 X SL 82 0-2 F9 ①			4	1	2	0	0	0	2
17 Aubrey Huff, L (1, 3) OBP: 0.298, SLG: 0.367		C FF 91 X FF 92 0-1 G6-3 ①② 1-2f		X CH 82 0-0 37 1B 12 1B 55 FC2 1B	B FF 93 B FF 91 B CH 82 4-0 1-2 2-3 BB		B SL 80 B SL 80 B FF 88 B SI 87 4-0 37 FC5 43 S BB			2	0	1	0	2	0	1
43 Orlando Cabrera, R (1, 6) OBP: 0.273, SLG: 0.319		X FF 92 0-0 2B		X CH 82 0-0 F7 ① B FF 92 F FC 85 B CU 70 F CH 82 X FF 93 2-2 SF8 ② 2-3 3-H			C SL 79 S SL 82 S SL 80 0-3 K ② 1-2			3	0	1	1	0	1	3
12 Nate Schierholtz, L (1, 7) OBP: 0.320, SLG: 0.419 (8, 9)		B FF 92 B FF 91 F CH 82 F FF 92 B FF 92 D CU 70 4-2 BB		X CH 82 0-0 55 FC2 37 1B 1-2 2-3 1B	F FF 92 X CU 71 0-1 F8 ③		I IN 69 I I IN 73 I IN 73 4-0 37 FC5 IBB			2	0	1	0	2	0	2
37 Chris Stewart, R (1, 2) OBP: 0.300, SLG: 0.278		B FC 83 B CH 82 B FC 83 X SI 92 3-0 P6 ③		C FC 84 L CU 71 F FF 93 X FF 92 0-2 55 FC2 1-2 2-3 3-H 1B		X FC 82 0-0 56 1B 55 SH1-4 8 SF9 1B	C SL 79 X FF 88 0-1 FC5 ③ 1-2 2-3f			4	1	2	1	0	0	4
55 Tim Lincecum, L (1, 1) OBP: 0.156, SLG: 0.095 49 Javier López, L (8, 1) 14 Mike Fontenot, L (8, PH) OBP: 0.295, SLG: 0.349 (9, 4)			C FF 92 B FF 92 F FF 92 C CH 83 1-3 K ①	L FF 92 B CU 70 S FF 92 X FF 91 1-2 FC2 ② 1-2 2-3 3-Hf		D CH 82 X FF 89 1-0 SH1-4 ① 1-2		B FF 94 C FF 93 S FF 94 X SL 81 1-2 F7 ①		2 0 1	0 0 0	0 0 0	0 0 0	0 0 0	1 0 0	3 0 0
Inning Stats	R: 0 E: 0 K: 1 S: 5 H: 1 LOB: 0 BB: 0 P: 7	R: 0 E: 0 K: 0 S: 7 H: 2 LOB: 2 BB: 1 P: 16	R: 0 E: 0 K: 2 S: 11 H: 1 LOB: 1 BB: 0 P: 15	R: 1 E: 0 K: 0 S: 16 H: 4 LOB: 3 BB: 0 P: 20	R: 1 E: 0 K: 0 S: 11 H: 2 LOB: 2 BB: 1 P: 19	R: 1 E: 0 K: 1 S: 10 H: 2 LOB: 1 BB: 0 P: 16	R: 0 E: 0 K: 1 S: 8 H: 0 LOB: 2 BB: 2 P: 16	R: 0 E: 0 K: 1 S: 11 H: 1 LOB: 1 BB: 0 P: 17		1B: 11 2B: 2 3B: 0 HR: 0 SF: 2 SAC: 1 DP: 2 HBP: 0						

PITCHER		IP	WLS	BF	H	R	ER	SO	BB	IBB	HBP	BLK	WP	HR	S	P	ERA	WHIP
44 Roy Oswalt, R ERA: 3.84	(1, 1)	6.0	L	30	12	3	3	4	2	0	0	0	0	0	60	93	4.50	2.333
54 Brad Lidge, R ERA: 1.93	(7, 1)	1.0		5	0	0	0	1	1	1	0	0	0	0	8	16	0.00	1.000
40 Michael Stutes, R ERA: 3.02	(8, 1)	1.0		4	1	0	0	1	0	0	0	0	0	0	11	17	0.00	1.000

PITCHER	IP	WLS	BF	H	R	ER	SO	BB	IBB	HBP	BLK	WP	HR	S	P	ERA	WHIP

BOTTOM

Philadelphia Phillies @ San Francisco Giants
AT&T Park, San Francisco, CA
Sun Aug 07 2011, 1:06 PM - 3:40 PM PDT
Att. 42,366 - Overcast - 60 F

livebaseballscorecards.com

AB	32
R	3
H	13
RBI	3
BB	4
SO	6
LOB	22

Batter	1	2	3	4	5	6	7	8	9	AB	R	H	RBI	BB	SO	LOB
11 Jimmy Rollins, S (1, 6) OBP: 0.337, SLG: 0.397	B SI 91 B FF 91 C SI 91 X SI 92 2-1 P5 ①	F SL 83 C FF 92 D FS 88 X SI 93 1-2 8 G4-3 2-H 3-H 2B		B FF 91 C FF 92 B FF 92 B FF 92 B SL 85 4-1 BB			X FF 91 0-0 P3 ①		B SI 96 B SI 96 C SI 94 X SI 95 2-1 F7 ①	4	0	1	2	1	0	0
8 Shane Victorino, S (1, 8) OBP: 0.387, SLG: 0.541	F CU 81 S FS 88 F FF 93 B SI 92 B FS 89 B FS 88 X SI 92 3-2 26 G4-3 6 1B 2B	X SI 93 0-0 G4-3 ② 2-3		C SI 93 D FS 87 D FS 89 S FF 92 F FF 92 F FS 88 C FF 92 2-3 K ③			C FF 92 B FS 87 B SL 83 B FF 92 X SI 92 3-1 6 2B 2B		F SI 96 B SI 95 C SI 95 X SL 86 1-2 HR	5	3	3	1	0	1	3
26 Chase Utley, L (1, 4) OBP: 0.376, SLG: 0.473	C SI 93 X FS 86 0-1 G4-3 ② 2-3	D FS 87 C SL 83 F FF 92 X SI 93 1-2 F9 ③			X SI 90 0-0 6 S 1B		C CH 88 X FF 92 0-1 F8 ②		C SI 96 F SI 96 F SI 96 B SI 95 F SL 86 B SL 88 X SI 96 2-2 G3 ②	5	0	1	0	0	0	3
6 Ryan Howard, L (1, 3) OBP: 0.339, SLG: 0.485	X FS 88 0-0 3 1B 3-H 1B		B CU 81 C FS 84 S FS 87 B FS 88 X FS 87 2-2 F7 ①		F FF 90 1 SAFE B FF 92 B FS 87 S FS 86 F FS 88 S FF 93 2-3 K ① 1-2		B SL 90 S SL 87 B SL 88 S FF 92 D SL 89 X SL 89 3-2 2-H 2B		B SI 96 C SI 96 B SL 86 F SI 96 F SL 86 S SL 86 2-3 K ③	5	0	2	2	0	2	1
3 Hunter Pence, R (1, 9) OBP: 0.361, SLG: 0.482	S FF 93 S SI 93 F FF 92 B FS 89 X FS 88 2-2 1-2 1B		S CU 80 S FF 92 B FS 85 F FF 94 F SI 94 X CU 81 1-2 29 G1-6-3 1B		B SI 94 C FF 93 F SI 94 B SI 95 S FF 94 2-3 K ②		I IN 83 I IN 87 I IN 86 I IN 85 4-0 IBB			3	0	2	0	1	1	1
29 Raul Ibanez, L (1, 7) OBP: 0.287, SLG: 0.419	F FF 93 X SI 92 0-1 P3 ③		1 SAFE F SI 91 X SI 92 0-1 G1-6-3 ②③ 1-2f		C FS 88 F FF 93 B FF 93 X FS 88 1-2 G4-3 ③		D FF 92 S FF 91 F FF 89 S FF 90 1-3 K ③			4	0	0	0	0	1	6
51 Carlos Ruiz, R (1, 2) OBP: 0.364, SLG: 0.373		C SI 91 F FF 92 B FF 92 X SL 85 1-2 7 E 11 2B 1B		B FF 92 X SL 83 1-0 F8 ①		C FF 91 B FF 92 X SI 93 1-1 G5-3 ①		B FF 91 F FF 90 B FF 91 X FC 88 2-1 F8 ①		4	1	1	0	0	0	0
7 Michael Martinez, S (1, 5) OBP: 0.265, SLG: 0.313		B SL 83 F SI 92 X FS 87 1-1 E3 34 SH1-4 11 2B 1-3		B SI 92 B FS 86 F SI 92 X SI 92 2-1 34 SH3-4 1B		C FF 93 B FS 87 S FF 92 X FF 92 1-2 G1-3 ②		B FC 87 X SI 89 1-0 G4-3 ②		4	1	1	0	0	0	1
34 Roy Halladay, R (1, 1) OBP: 0.109, SLG: 0.075 37 Antonio Bastardo, R (7, 1) 7 Ross Gload, L (8, PH) OBP: 0.276, SLG: 0.311 40 Michael Stutes, R (8, 1) 54 Brad Lidge, R (8, 1) 46 Ryan Madson, L (9, 1)		X SL 83 0-0 SH1-4 ① 1-2		L SI 89 1 SAFE X FF 89 0-1 SH3-4 ② 1-2		C SI 92 S FF 92 F FF 93 B SL 86 S SL 85 1-3 K ③		B SI 91 F FC 87 X FC 88 1-1 L4 ③		1 0 0 0 0 1 0 0 0 0 0 0 0 0 1 0 0 0 0 0 0 0 0 0 0 0 0 0 0 0 0 0 0 0 0 0 0 0 0 0 0 0						
Inning Stats	R: 1 E: 0 K: 0 S: 14 H: 3 LOB: 2 BB: 0 P: 21	R: 2 E: 1 K: 0 S: 13 H: 2 LOB: 1 BB: 0 P: 17	R: 0 E: 0 K: 0 S: 10 H: 1 LOB: 0 BB: 0 P: 13	R: 0 E: 0 K: 1 S: 11 H: 1 LOB: 2 BB: 1 P: 20	R: 0 E: 0 K: 2 S: 11 H: 1 LOB: 1 BB: 0 P: 16	R: 0 E: 0 K: 1 S: 9 H: 0 LOB: 0 BB: 0 P: 12	R: 1 E: 0 K: 1 S: 11 H: 2 LOB: 2 BB: 1 P: 22	R: 0 E: 0 K: 0 S: 5 H: 0 LOB: 0 BB: 0 P: 9	R: 1 E: 0 K: 1 S: 14 H: 1 LOB: 0 BB: 0 P: 21	1B: 6 2B: 4 3B: 0 HR: 1 SF: 0 SAC: 2 DP: 1 HBP: 0						

PITCHER		IP	WLS	BF	H	R	ER	SO	BB	IBB	HBP	BLK	WP	HR	S	P	ERA	WHIP
18 Hiroki Kuroda, R ERA: 3.01	(1, 1)	6.1	L	29	9	4	3	4	1	0	0	0	0	0	71	105	4.26	1.579
57 Scott Elbert, L ERA: 3.15	(7, 1)	0.2		4	1	0	0	1	0	1	0	0	0	0	8	16	0.00	1.500
55 Matt Guerrier, R ERA: 4.11	(8, 1)	1.0		3	0	0	0	0	0	0	0	0	0	0	5	9	0.00	0.000
66 Mike MacDougal, R ERA: 2.18	(9, 1)	1.0		4	1	1	1	1	0	0	0	0	0	1	14	21	9.00	1.000

PITCHER	IP	WLS	BF	H	R	ER	SO	BB	IBB	HBP	BLK	WP	HR	S	P	ERA	WHIP

TOP

Philadelphia Phillies @ Los Angeles Dodgers

Dodger Stadium, Los Angeles, CA

Mon Aug 08 2011, 7:12 PM - 10:38 PM PDT

Att. 35,380 - Clear - 71 F

livebaseballscorecards.com

AB	36
R	5
H	11
RBI	5
BB	2
SO	6
LOB	15

1B: 6	SF: 0	WP: 0	PA: 40
2B: 4	SAC: 2	PB: 0	
3B: 0	DP: 1	SB: 1	
HR: 1	HBP: 0	CS: 0	

BOTTOM

Philadelphia Phillies @ Los Angeles Dodgers

Dodger Stadium, Los Angeles, CA

Mon Aug 08 2011, 7:12 PM - 10:38 PM PDT

Att. 35,380 - Clear - 71 F

livebaseballscorecards.com

Batter	1	2	3	4	5	6	7	8	9	AB	R	H	RBI	BB	SO	LOB
10 Tony Gwynn Jr., L (1, 7) OBP: 0.312, SLG: 0.333	C SI 91 B SI 93 B CH 84 B FC 91 C FC 90 X FC 90 3-2 G6-3 ①		S FC 90 S FC 89 B CU 77 S FC 90 1-3 K ②		X FC 89 0-0 SH1-3 ① 1-2 2-3		C FC 88 B FC 89 B SI 91 F FC 89 F FC 89 X FC 88 2-2 23 BB 1B	B FF 88 C SL 80 X SL 81 1-1 B1-3 ③ 1-2 2-3		4	0	1	0	0	1	2
23 Casey Blake, R (1, 5) OBP: 0.353, SLG: 0.377	C CH 84 C SI 93 B CU 78 B CH 84 X FC 89 2-2 27 G5-3 16 1B 1B		B SI 93 B FC 90 B SI 92 C FC 90 B FC 89 4-1 16 1B BB		C FC 89 X SI 92 0-1 G6-3 ② 3-H		B SI 92 B SI 91 B FC 90 B FC 90 4-0 16 G6-4-3 1-2 BB		B FF 95 B FF 94 C FF 94 C FF 94 B SI 94 X FF 95 3-2 1B	3	0	2	1	2	0	1
16 Andre Ethier, L (1, 9) OBP: 0.376, SLG: 0.449	F FC 90 X CH 84 0-1 1-2 1B		B CU 77 C FC 90 X FC 89 1-1 1-2 1B		C CU 77 B CU 77 B FC 92 C FC 90 B FC 92 S CU 77 3-3 K ③		B FF 90 B FF 91 B FF 92 F FF 94 X FF 92 3-1 G6-4-3 ②③ 1-2f		B CH 86 C FC 92 B FF 95 F CH 85 X CH 83 2-2 P5 ①	5	0	2	0	0	1	4
27 Matt Kemp, R (1, 8) OBP: 0.393, SLG: 0.575	F SI 93 B FC 91 C FC 90 X SI 93 1-2 G5-3 ②③ 2-3f		C CH 83 F CU 76 X FC 90 0-2 P4 ③			C FC 88 B SI 91 B SI 92 B FC 89 F SI 92 X FC 88 3-2 6 1B 1B		B FF 92 F FF 92 X FF 93 1-1 6 S 6 1B 1B	S FF 95 S CH 84 S CH 85 0-3 K ②	5	1	2	0	0	1	5
6 Aaron Miles, S (1, 4)		C SI 92 S CU 77 S SI 92 0-3 K ① C CU 76 S CH 84 F FC 93 B CH 84 B FC 90 X FC 90 2-2 14 FC6-4 1B		F FC 86 F FC 88 B CH 83 B CH 83 X FC 90 2-2 G4-3 ① F SI 93 S FC 89 X FC 89 0-2 G3 ②		1 SAFE F SI 92 X CU 77 0-1 1-2 1B B FC 89 C FC 90 F FC 88 F CU 76 X FC 88 1-2 L9 ①		1 SAFE S SL 81 1 SAFE B FF 92 S FF 93 X SL 80 1-2 7 F8 7 E 33 1B 1-H 1B 1 SAFE 1 SAFE B SL 81 B SL 79 B SL 79 C FF 92 X FF 92 3-1 F8 ① 1-3	S CH 85 S CH 85 X CH 84 0-2 G2-3 ③	5 4	1 0	2 1	1 0	0 0	1 0	1 3
7 James Loney, L (1, 3) OBP: 0.294, SLG: 0.325																
28 Rod Barajas, R (1, 2) OBP: 0.278, SLG: 0.398 3 Eugenio Velez, S (8, PR) 30 Dioner Navarro, S (9, 2) OBP: 0.272, SLG: 0.316		C SI 92 F SI 92 D CH 85 F FC 90 X CU 77 1-2 P4 ②		X FC 89 0-0 F7 ③		X SI 92 0-0 F8 ②		B SL 82 D SL 81 C FF 89 B FF 89 B SL 79 4-1 10 WP 33 1B BB		3 0 0	0 0 0	0 0 0	0 0 0	1 0 0	0 0 0	3 0 0
14 Jamey Carroll, R (1, 6) OBP: 0.367, SLG: 0.359 57 Scott Elbert, L (7, 1) 55 Matt Guerrier, R (8, 1) 33 Juan Rivera, R (8, PH) OBP: 0.316, SLG: 0.380 66 Mike MacDougal, S (9, 1)		B FC 91 C SI 92 F SI 93 X CH 84 1-2 FC6-4 ③ 1-2f		B SI 89 B FC 86 C FC 88 C SI 90 F SI 90 X SI 91 2-2 10 SH1-3 18 1B 23 G6-3 1B		B CU 78 C FC 90 D CU 77 F FC 89 C SI 91 2-3 K ③		F FF 89 X SL 78 0-1 9 FC4 1-2 3-H 1B		3 0 0 1	1 0 0 0	1 0 0 1	0 0 0 1	0 0 0 0	1 0 0 0	3 0 0 0
18 Hiroki Kuroda, R (1, 1) OBP: 0.133, SLG: 0.071 9 Dee Strange-Gordon, L (7, 6) OBP: 0.245, SLG: 0.269			B FC 88 F SI 91 X CU 77 1-1 L4 ①		X FC 90 0-0 10 SH1-3 1-2 1B		B FC 88 C FC 87 F FC 88 X SI 91 1-2 G6-3 ① S SL 81 F SL 81 B FF 88 X SL 81 1-2 FC4 ② 10 WP 1-2f		2 2	0 0	1 0	0 0	0 0	0 2	0 2
Inning Stats	R: 0 E: 0 K: 0 S: 11 H: 2 LOB: 1 BB: 0 P: 17	R: 0 E: 0 K: 1 S: 14 H: 1 LOB: 1 BB: 0 P: 18	R: 0 E: 0 K: 1 S: 11 H: 1 LOB: 2 BB: 1 P: 18	R: 0 E: 0 K: 0 S: 7 H: 0 LOB: 0 BB: 0 P: 9	R: 1 E: 0 K: 1 S: 11 H: 2 LOB: 1 BB: 0 P: 16	R: 0 E: 0 K: 1 S: 13 H: 2 LOB: 2 BB: 0 P: 19	R: 0 E: 0 K: 0 S: 9 H: 1 LOB: 1 BB: 1 P: 19	R: 2 E: 1 K: 0 S: 15 H: 3 LOB: 3 BB: 1 P: 26	R: 0 E: 0 K: 1 S: 12 H: 1 LOB: 1 BB: 0 P: 17	1B: 13 2B: 0 3B: 0 HR: 0	SF: 0 SAC: 1 DP: 2 HBP: 0	WP: 1 PB: 0 SB: 1 CS: 0	PA: 41			

PITCHER		IP	WLS	BF	H	R	ER	SO	BB	IBB	HBP	BLK	WP	HR	S	P	ERA	WHIP
34 Roy Halladay, R ERA: 2.51	(1, 1)	6.1	W	29	9	1	1	4	2	0	0	0	0	0	74	111	1.42	1.737
37 Antonio Bastardo, L ERA: 1.47	(7, 1)	0.2	H	1	0	0	0	0	0	0	0	0	0	0	2	5	0.00	0.000
40 Michael Stutes, R ERA: 3.43	(8, 1)	0.1	H	3	2	2	2	0	0	0	0	0	0	0	7	12	54.00	6.000
54 Brad Lidge, R ERA: 1.69	(8, 1)	0.2	H	4	1	0	0	0	1	0	0	0	1	0	8	14	0.00	3.000
46 Ryan Madson, R ERA: 1.82	(9, 1)	1.0	S	4	1	0	0	1	0	0	0	0	0	0	12	17	0.00	1.000

PITCHER	IP	WLS	BF	H	R	ER	SO	BB	IBB	HBP	BLK	WP	HR	S	P	ERA	WHIP

AB	37
R	3
H	13
RBI	3
BB	3
SO	5
LOB	24

Batter	1	2	3	4	5	6	7	8	9	AB	R	H	RBI	BB	SO	LOB
11 Jimmy Rollins, S (1, 6) OBP: 0.340, SLG: 0.401	B CH 77 B FF 87 C SI 87 F FF 88 X FF 90 2-2 26 FC6-4 8 1B 1B		C SL 82 B SI 88 X CH 79 1-1 26 FC1-6-4 2-H 2B		B CU 66 C SI 89 F CH 81 B CH 82 B SL 83 B CH 79 4-2 BB		B SL 82 F SL 82 F FF 88 S SL 81 1-3 ② K2-3			3	0	2	1	1	1	0
8 Shane Victorino, S (1, 8) OBP: 0.388, SLG: 0.539	C SL 84 1 SAFE 1 SAFE F CH 79 X FF 90 0-2 26 FC6-4 1-2 1B		H FF 89 1-0 26 FC1-6-4 HBP		1 SAFE B SI 88 B SI 87 F SI 87 X FF 90 2-1 ② P5		B FF 89 C CH 80 X FF 89 1-1 ③ F7			3	0	1	0	0	0	1
26 Chase Utley, L (1, 4) OBP: 0.371, SLG: 0.466	S SL 80 2 SAFE F SI 88 X SL 83 0-2 ①② FC6-4 6 S 1-2 2-3		D CH 80 X CH 80 1-0 ② FC1-6-4 1-2f 2-3		F FF 88 B SI 90 X FF 90 1-1 ③ F8			B CU 67 C CH 78 X CH 80 1-1 ① G3-1		4	0	0	0	0	0	5
6 Ryan Howard, L (1, 3) OBP: 0.336, SLG: 0.480	B FF 89 S CH 79 B FF 90 F FF 89 F FF 90 X CH 80 2-2 ③ G3-1 1-2		B CU 73 S FF 90 B CU 73 F FF 90 X SL 84 2-2 ③ G6-3			S SI 88 S SL 84 B SI 88 B SL 83 F FF 90 C CU 73 2-3 ① K		S SL 82 X SL 82 0-1 ② F8		4	0	0	0	0	1	3
3 Hunter Pence, R (1, 9) OBP: 0.360, SLG: 0.480		S CH 79 B CH 78 C CH 80 F FF 89 T SL 80 1-2 ① K	C FF 87 F FF 87 F CH 81 S SI 90 0-3 ① K		S FF 90 X SL 83 0-1 15 G1-3 1B			X FF 88 0-0 ③ F7		4	0	1	0	0	2	0
15 John Mayberry Jr., R (1, 7) OBP: 0.314, SLG: 0.488		C FF 89 X FF 89 0-1 ② F9	F FF 89 X FF 89 0-1 ② F8		S SI 89 X SL 84 0-1 ② G1-3 1-2				C FF 94 S CU 78 B SI 94 F CU 79 F CH 87 X CU 81 1-2 ① G5-3	4	0	0	0	0	0	1
51 Carlos Ruiz, R (1, 2) OBP: 0.360, SLG: 0.367		C SL 85 S CH 79 F CH 81 X FF 90 0-2 ③ F9	B CH 79 C SL 82 X CH 80 1-1 E4		B SL 83 B FF 89 C SL 84 X CH 81 2-1 ③ G4-3				C CH 87 C CH 87 S SI 95 0-3 ② K	4	0	0	0	0	1	1
21 Wilson Valdez, R (1, 5) OBP: 0.283, SLG: 0.298			B CH 81 B FF 86 C FF 86 X SL 81 2-1 33 SH2-4 11 2B 1B	X FF 88 0-0 ③ L9			B FF 87 X FF 87 1-0 ① G6-3		F SI 95 L CU 81 B CU 81 F CU 81 B SI 96 X FF 96 2-2 ③ L4	4	1	1	0	0	0	1
33 Cliff Lee, L (1, 1) OBP: 0.236, SLG: 0.377 46 Ryan Madson, L (9, 1)			1 SAFE C SI 86 1 SAFE X CH 77 0-1 ① SH2-4 1-2		C SI 86 S SL 84 B FF 88 F FF 88 S SL 82 1-3 ① K		B SL 80 B SI 88 X CH 81 2-0 HR			2 0	1 0	1 0	1 0	0 0	1 0	0 0
Inning Stats	R: 0 E: 0 K: 0 S: 13 H: 2 LOB: 1 BB: 0 P: 17	R: 0 E: 0 K: 1 S: 10 H: 0 LOB: 0 BB: 0 P: 11	R: 1 E: 0 K: 0 S: 10 H: 2 LOB: 2 BB: 0 P: 17	R: 0 E: 1 K: 1 S: 9 H: 0 LOB: 1 BB: 0 P: 10	R: 0 E: 0 K: 1 S: 10 H: 0 LOB: 1 BB: 1 P: 18	R: 0 E: 0 K: 1 S: 10 H: 1 LOB: 1 BB: 0 P: 14	R: 1 E: 0 K: 1 S: 7 H: 1 LOB: 0 BB: 0 P: 12	R: 0 E: 0 K: 0 S: 5 H: 0 LOB: 0 BB: 0 P: 6	R: 0 E: 0 K: 1 S: 12 H: 0 LOB: 0 BB: 0 P: 15	1B: 4 2B: 1 3B: 0 HR: 1	SF: 0 SAC: 1 DP: 1 HBP: 1				WP: 0 PB: 0 SB: 1 CS: 0	PA: 35	

PITCHER		IP	WLS	BF	H	R	ER	SO	BB	IBB	HBP	BLK	WP	HR	S	P	ERA	WHIP
29 Ted Lilly, L ERA: 4.71	(1, 1)	8.0	L	32	6	2	2	5	1	0	1	0	0	1	74	105	2.25	0.875
36 Blake Hawksworth, R ERA: 2.93	(9, 1)	1.0		3	0	0	0	1	0	0	0	0	0	0	12	15	0.00	0.000

PITCHER		IP	WLS	BF	H	R	ER	SO	BB	IBB	HBP	BLK	WP	HR	S	P	ERA	WHIP

TOP

Philadelphia Phillies @ Los Angeles Dodgers
Dodger Stadium, Los Angeles, CA
Tue Aug 09 2011, 7:13 PM - 10:04 PM PDT
Att. 46,547 - Clear - 70 F

livebaseballscorecards.com

AB	32
R	2
H	6
RBI	2
BB	1
SO	6
LOB	12

BOTTOM

Batter	1	2	3	4	5	6	7	8	9	AB	R	H	RBI	BB	SO	LOB
9 Dee Strange-Gordon, L (1, 6) OBP: 0.248, SLG: 0.270	C FF 91 F FF 91 X FC 84 0-2 14 1B 14 S 1B	C SI 93 L SI 93 F FF 93 X SI 94 0-2 ② G3-1	X FF 92 0-0 ① B3	L SI 92 F FC 89 F FF 93 B FC 89 D CH 86 X SI 92 2-2 ① ② G6-3 1-2f		3	0	1	0	0	0	0
49 Trent Oeltjen, L (8, PH) OBP: 0.353, SLG: 0.375										1	0	0	0	0	0	1
36 Blake Hawksworth, R (9, 1)										0	0	0	0	0	0	0
14 Jamey Carroll, R (1, 4) OBP: 0.368, SLG: 0.360	B FF 92 T FC 88 B FC 87 (9, 6) X SI 92 2-1 6 S 1-3 1B	C SI 92 B SI 92 B CH 86 F SI 93 X FC 89 2-2 ③ G4-3	B FC 87 B FF 91 C SI 92 F SI 92 F FC 89 F FC 86 X FC 88 2-2 16 G4-3 1B	C SI 92 C CH 86 B CU 76 F CH 87 B CU 75 S SI 92 2-3 ③ K		4	0	2	0	0	1	0
16 Andre Ethier, L (1, 9) OBP: 0.375, SLG: 0.447	C SI 92 B SI 92 3 SAFE F FF 92 B CU 76 S CH 86 2-3 ① K	C CH 84 S FC 88 S CH 85 0-3 ① K	B FF 88 F FF 93 X SI 92 1-1 ② G4-3 1-2	X FF 93 0-0 27 FC5-4 1B		4	0	1	0	0	2	3
27 Matt Kemp, R (1, 8) OBP: 0.390, SLG: 0.569	C FC 87 F SI 92 F FF 93 B FF 92 S CH 86 1-3 ② K	B SI 93 F FF 93 F CU 76 F SI 94 B FC 89 F SI 94 C FC 90 2-3 ② K	D CH 85 F CH 84 B SI 93 B SI 93 F SI 92 X SI 93 3-2 ③ P3	C FC 92 X FF 93 0-1 ① FC5-4 33 G4-3 23 1B 1-2f		4	1	0	0	0	2	4
6 Aaron Miles, S (1, 5) OBP: 0.313, SLG: 0.358	C CU 75 B FF 93 X FC 88 1-1 ③ P3 1-2	C CH 87 F FF 93 X FC 90 0-2 ③ G3-1	F FF 92 X FC 87 0-1 ① P3	S CH 83 B CH 83 F CH 84 B FF 95 X FF 93 2-2 ② G4-3 1-2		3	0	0	0	0	0	2
33 Juan Rivera, R (9, PH) OBP: 0.315, SLG: 0.379										1	0	0	0	0	0	1
23 Casey Blake, R (1, 3) OBP: 0.356, SLG: 0.380		C SI 92 C CH 86 X CU 76 0-2 ① L7	C CH 85 C FC 87 X CU 76 0-2 1B	C FC 88 X SI 92 0-1 ② F8		B FC 92 D CH 83 F FC 91 S CH 84 X CH 83 2-2 2-H 1B		4	0	2	1	0	0	0
28 Rod Barajas, R (1, 2) OBP: 0.277, SLG: 0.393		C FC 88 B CH 86 S CU 76 S CH 86 1-3 ② K	B FC 88 S FC 87 B FF 92 F FC 87 B SI 92 S SI 93 3-3 ① K	F SI 92 C SI 93 B SI 92 F SI 93 F CH 85 B CH 85 B SI 93 B FC 87 4-2 BB		B FF 95 C FF 94 F FF 92 S CH 84 1-3 ③ K2-3		3	0	0	0	1	3	2
10 Tony Gwynn Jr., L (1, 7) OBP: 0.308, SLG: 0.329		F FF 92 C SI 93 B CH 86 S FF 94 1-3 ③ K	B FF 92 C FC 87 S SI 92 F SI 94 C FC 89 1-3 ② K	C SI 92 S FF 92 S SI 92 0-3 ③ K				3	0	0	0	0	3	2
29 Ted Lilly, L (1, 1) OBP: 0.077, SLG: 0.128		B FF 92 B FC 88 C FF 91 S SI 92 X SI 93 2-2 ① G5-3	B FF 92 X FC 87 1-0 ③ G4-3	S SI 92 B SI 93 B FF 93 F FC 87 B SI 94 B SI 95 4-2 49 G6-3 BB				2	0	0	0	0	0	1
3 Eugenio Velez, S (8, PH)										0	0	0	0	1	0	0
(9, 4)																

Inning Stats	1	2	3	4	5	6	7	8	9
	R: 0 E: 0 K: 2 S: 14	H: 2 LOB: 2 BB: 0 P: 20	R: 0 E: 0 K: 2 S: 9	H: 0 LOB: 0 BB: 0 P: 11	R: 0 E: 0 K: 0 S: 10	H: 0 LOB: 0 BB: 0 P: 14	R: 0 E: 0 K: 2 S: 11	H: 0 LOB: 0 BB: 0 P: 13	R: 0 E: 0 K: 2 S: 11	H: 1 LOB: 1 BB: 0 P: 16	R: 0 E: 0 K: 0 S: 11	H: 1 LOB: 1 BB: 0 P: 17	R: 0 E: 0 K: 1 S: 11	H: 0 LOB: 1 BB: 1 P: 15	R: 0 E: 0 K: 1 S: 10	H: 0 LOB: 0 BB: 1 P: 18	R: 1 E: 0 K: 1 S: 12	H: 2 LOB: 1 BB: 0 P: 17

| | | | | | | | | | | | | | | | |

Batter	1	2	3	4	5	6	7	8	9	AB	R	H	RBI	BB	SO	LOB
11 Jimmy Rollins, S (1, 6) OBP: 0.341, SLG: 0.401	C FF 91 C SI 90 B SI 91 B SL 77 F SI 92 F FF 92 B SL 78 F SI 91 F SI 91 3-2 F FC 87 F SI 91 F FF 93 F SL 78 X CH 85 P2 ①		B FC 88 B CH 85 X SI 88 2-0 8 2B 26 F8-3-2 1B	C FC 87 X FC 88 0-1 G3 ③		F FF 93 B SI 94 B CH 85 F SI 94 B FF 94 X SI 94 3-2 8 S 26 1B 1-3 1B		B SI 95 X SI 95 1-0 G4-3 ①		5	1	2	0	0	0	1
8 Shane Victorino, S (1, 8) OBP: 0.391, SLG: 0.542	B SI 92 B CH 87 F SI 92 B FF 92 F FF 91 X FC 90 3-2 6 BB 1B		C FF 91 B FC 87 B FC 90 F FF 92 B SI 92 F FF 93 X FC 88 3-2 1-3 2B		C SI 90 B CH 87 B CH 85 B SI 91 B FF 93 4-1 3 FC5 6 1B 3 E BB	C SI 95 B CH 86 F CH 87 F CH 85 S FF 96 1-3 K ② 1-2		F SI 96 X SI 96 0-1 F7 ②		4	1	2	0	1	1	2
26 Chase Utley, L (1, 4) OBP: 0.368, SLG: 0.461	C FC 88 1 SAFE 1 SAFE X FF 92 0-1 F7 ②		C SI 92 X CH 84 0-1 F8-3-2 ②③ 3-H		1 SAFE X SI 91 0-0 F7 ①	C CH 87 F CH 88 B SI 96 B SI 96 X CH 88 2-2 6 HR 2-H 3-H 1B		C SI 96 B SI 97 X SI 97 1-1 G4-3 ③		5	1	1	2	0	0	4
6 Ryan Howard, L (1, 3) OBP: 0.341, SLG: 0.489	B FF 91 B SI 90 B FF 92 C SI 91 B FF 93 4-1 1-2 BB			B CU 69 B SL 77 B FF 90 B FF 89 4-0 3 HR BB	F SI 90 1 SAFE C FC 87 B FC 90 F SL 75 B FC 86 1 SAFE X SI 94 2-2 3 E 29 G3 1-2 1B	B SI 95 C SI 96 1 SAFE B SI 95 X SI 94 2-1 1-H HR			B FC 93 C FC 94 B CH 85 F SL 91 S FF 94 2-3 K ①	3	3	2	2	2	1	0
3 Hunter Pence, R (1, 9) OBP: 0.360, SLG: 0.484	B SI 92 X FC 86 1-0 P6 ③			F FF 89 C SI 90 F FF 92 B SL 77 B FC 85 F FF 93 X FC 85 2-2 1-H HR	B SI 92 F FC 86 X FC 87 1-1 FC5 29 G3 1-3 2-H	S FC 88 B FC 88 S FC 89 B FC 88 F FF 92 S FC 88 2-3 K ③			B SL 88 B CU 76 S FF 94 C FF 94 F SL 89 B SL 82 B SL 88 4-2 BB	4	1	1	2	1	1	3
29 Raul Ibanez, L (1, 7) OBP: 0.286, SLG: 0.416		B SI 89 B FF 92 F FF 91 F FC 89 X FC 86 2-2 23 G3-6-3 1B		C FF 94 F FF 90 B FC 84 B FF 94 X FF 90 2-2 F7 ①	F FF 92 F FF 94 B FF 94 X SL 83 1-2 G3 ② 2-3 3-H		C SI 90 X FC 87 0-1 P3 ①		1 SAFE B CH 82 X FF 93 1-0 P5 ②	5	0	1	1	0	0	2
23 Brian Schneider, L (1, 2) OBP: 0.253, SLG: 0.292 46 Ryan Madson, L (9, 1)		B SI 92 B FC 90 B SI 91 C FF 91 X SI 90 3-1 G3-6-3 ①② 1-2f		F SI 90 C SL 78 X SL 78 0-2 G6-3 ②	C SL 82 B SL 83 B FF 93 S FF 93 S FF 94 2-3 K ③		B SI 91 B CH 83 X SI 90 2-0 1B		B CU 77 S FF 94 X FF 95 1-1 L4 ③	5 0	0 0	1 0	0 0	0 0	1 0	3 0
7 Michael Martinez, S (1, 5) OBP: 0.258, SLG: 0.304		B FF 92 B FF 93 C SI 91 X SI 94 2-1 L7 ③		C CU 72 S CH 83 B SL 78 X SL 77 1-2 E3 49 1B	B FF 90 C FF 91 B FF 90 F FF 91 F FF 92 B FF 92 F FF 92 F FF 92 F FF 92 3-2 F FF 92 X FF 91 F8 ① F SI 90 1 SAFE B SI 89 X FF 92 1-1 F7 ②				4	1	0	0	0	0	1
49 Vance Worley, R (1, 1) OBP: 0.194, SLG: 0.226 38 Kyle Kendrick, R (5, 1) OBP: 0.300, SLG: 0.263 10 Ben Francisco, R (6, PH) OBP: 0.331, SLG: 0.360 57 David Herndon, R (6, 1) 15 John Mayberry Jr., R (7, PH) OBP: 0.312, SLG: 0.485 54 Brad Lidge, R (7, 1) 37 Antonio Bastardo, R (7, 1) 51 Carlos Ruiz, R (9, 2) OBP: 0.360, SLG: 0.367			B FF 90 X FF 89 1-0 F8 ①	X FC 88 0-0 2-H 1B		B CH 84 B FF 91 B FF 91 C FF 90 B FF 90 4-1 11 1B 26 1B BB	C FC 88 B FC 88 F FC 88 B FF 92 S FC 88 2-3 K ③			2 0 0 0 1 0 0 0 0	0 0 1 0 0 0 0 0 0	1 0 0 0 0 0 0 0 0	1 0 0 0 0 0 0 0 0	0 0 1 0 0 1 0 0 0	0 0 0 0 0 0 0 0 0	0 0 0 0 1 0 0 0 0
Inning Stats	R: 0 E: 0 K: 0 S: 19 H: 1 LOB: 2 BB: 1 P: 30	R: 0 E: 0 K: 0 S: 7 H: 1 LOB: 0 BB: 0 P: 14	R: 0 E: 0 K: 0 S: 8 H: 2 LOB: 0 BB: 0 P: 14	R: 3 E: 1 K: 0 S: 17 H: 2 LOB: 1 BB: 1 P: 26	R: 2 E: 1 K: 1 S: 14 H: 1 LOB: 1 BB: 1 P: 24	R: 4 E: 0 K: 2 S: 25 H: 3 LOB: 0 BB: 1 P: 42	R: 0 E: 0 K: 1 S: 8 H: 1 LOB: 1 BB: 0 P: 13	R: 0 E: 0 K: 0 S: 5 H: 0 LOB: 0 BB: 0 P: 7	R: 0 E: 0 K: 1 S: 9 H: 0 LOB: 1 BB: 1 P: 17	1B: 8 2B: 2 3B: 0 HR: 2 SF: 0 SAC: 0 DP: 2 HBP: 0						

PITCHER		IP	WLS	BF	H	R	ER	SO	BB	IBB	HBP	BLK	WP	HR	S	P	ERA	WHIP
58 Chad Billingsley, R ERA: 4.17	(1, 1)	4.1		23	7	5	2	0	3	0	0	0	0	1	59	99	4.15	2.308
56 Hung-Chih Kuo, L ERA: 12.21	(5, 1)	1.0		4	0	1	1	1	1	0	0	0	0	0	15	25	9.00	1.000
36 Blake Hawksworth, R ERA: 3.57	(6, 1)	0.1	L	4	3	3	3	1	0	0	0	0	0	1	12	20	81.00	9.000
55 Matt Guerrier, R ERA: 4.01	(6, 1)	1.1		5	1	0	0	2	0	0	0	0	0	0	12	19	0.00	0.750
66 Mike MacDougal, R ERA: 2.13	(8, 1)	1.0		3	0	0	0	0	0	0	0	0	0	0	5	7	0.00	0.000

PITCHER		IP	WLS	BF	H	R	ER	SO	BB	IBB	HBP	BLK	WP	HR	S	P	ERA	WHIP
54 Javy Guerra, R ERA: 1.63	(9, 1)	1.0		4	0	0	0	1	1	0	0	0	0	0	9	17	0.00	1.000

TOP

Philadelphia Phillies @ Los Angeles Dodgers
Dodger Stadium, Los Angeles, CA
Wed Aug 10 2011, 12:16 PM - 3:53 PM PDT
Att. 41,807 - Sunny - 73 F

livebaseballscorecards.com

AB	38
R	9
H	11
RBI	8
BB	5
SO	5
LOB	17

WP: 0 PA: 43
PB: 0
SB: 1
CS: 0

Batter	1	2	3	4	5	6	7	8	9	AB	R	H	RBI	BB	SO	LOB
6 Aaron Miles, S (1, 4) (6, 6) OBP: 0.311, SLG: 0.358	C FF 88 F FF 89 C FF 89 0-3 K ①	X FC 90 0-0 G6-3 ①		C FF 90 C FF 91 X FF 92 0-2 2B		C SI 92 B CH 84 X SI 91 1-1 F8 ②		S SL 83 X SL 86 0-1 G6-3 ③		5	0	1	0	0	1	0
23 Casey Blake, R (1, 5) OBP: 0.357, SLG: 0.376	B FF 90 B FF 90 B FF 90 B FF 89 4-0 27 1B 16 BB BB	C FF 89 C FF 91 B SL 88 C FC 90 1-3 K ②		C SL 85 C FF 89 B SL 84 B SI 90 B FF 91 F SI 91 X FC 89 3-2 P6 ②		X SI 92 0-0 G6-3 ③			C FF 94 B SL 81 S CH 84 X CH 83 1-2 27 1B 33 FC4-6 1B	4	2	1	0	1	1	1
16 Andre Ethier, L (1, 9) OBP: 0.373, SLG: 0.443	D KC 74 B CH 82 C FF 90 B SI 90 F FF 90 F FF 90 F FF 91 B FF 91 4-2 1-2 27 1B 33 HR BB	C FF 92 B CH 83 F FF 93 F SL 88 S CH 85 1-3 K ③		D CH 84 X FC 90 1-0 F8 ③			S FF 88 S SL 81 S SL 80 0-3 K ①		S CH 85 S CH 85 D CH 85 X CH 85 1-2 F7 ①	4	1	0	0	1	2	2
27 Matt Kemp, R (1, 8) OBP: 0.394, SLG: 0.574	C SL 86 X SI 90 0-1 1-2 2-H 33 HR 1B		F FF 90 B SL 87 B FC 88 X SL 87 2-1 33 1B 30 SF7 2B		F SI 90 F SI 89 B CH 84 S FC 87 1-3 K ①		B SL 81 S SL 80 B SL 81 X FF 89 2-1 33 S 1B		C SI 94 B FF 95 S CH 84 D FF 92 D CH 85 X CH 85 3-2 1-3 33 FC4-6 1B	5	2	4	1	0	1	0
33 Juan Rivera, R (1, 7) OBP: 0.322, SLG: 0.393 (8, 3) 49 Trent Oeltjen, L (9, PR) OBP: 0.353, SLG: 0.375	B SL 87 F FF 91 F FF 90 F FF 90 B SL 87 F FF 92 X SL 87 3-2 1-H 2-H HR		B FF 89 C SL 85 F FC 91 X FC 90 1-2 2-3 1B		C FC 87 B SI 90 F SI 90 X SL 81 1-2 7 2B 1B		B SL 80 B SL 80 B SL 81 B FF 89 4-0 1-2 BB		X FF 93 0-0 FC4-6 ② 1-2f 3-H	4	2	3	4	1	0	1
										0	0	0	0	0	0	0
7 James Loney, L (1, 3) OBP: 0.296, SLG: 0.328 66 Mike MacDougal, S (8, 1) 54 Javy Guerra, R (9, 1) 28 Rod Barajas, R (9, PH) OBP: 0.276, SLG: 0.391	B FC 92 B CH 85 B FF 92 C FF 89 B FF 91 4-1 30 2B BB		C SL 85 B FC 91 F FC 90 S CH 82 1-3 K ①		B SI 90 B SI 90 B FC 88 C SI 90 F FC 88 F FC 89 F FC 89 X SI 90 3-2 1-H 2B		B FF 93 X SL 85 1-0 F7 ②		F FF 92 S CH 84 X CH 85 0-2 F8 ③	3	1	1	1	1	1	4
										0	0	0	0	0	0	0
										0	0	0	0	0	0	0
										1	0	0	0	0	0	1
30 Dioner Navarro, S (1, 2) OBP: 0.272, SLG: 0.323	C FC 90 X KC 76 0-1 1-H 2B ②		B CH 83 F FF 90 D CH 84 X FF 90 2-1 SF7 ② 3-H		C FC 87 S CH 83 S CH 85 0-3 K ②		D SL 83 B CH 88 F FF 94 F FF 94 S SL 86 2-3 K ③			3	0	1	2	0	2	3
14 Jamey Carroll, R (1, 6) OBP: 0.368, SLG: 0.366 55 Matt Guerrier, R (6, 1) 10 Tony Gwynn Jr., L (8, 7) OBP: 0.307, SLG: 0.328	C FF 91 F SI 91 X CH 84 0-2 3B		X FC 90 0-0 F9 ③		B SI 90 B FC 87 X SI 89 2-0 F9 ③			C FF 92 B SL 85 C FF 93 F SL 85 X SL 86 1-2 P6 ①		3	0	1	0	0	0	2
										0	0	0	0	0	0	0
										1	0	0	0	0	0	0
58 Chad Billingsley, R (1, 1) OBP: 0.267, SLG: 0.341 56 Hung-Chih Kuo, L (5, 1) 36 Blake Hawksworth, R (6, 1) 3 Eugenio Velez, S (6, 4)	C FF 91 F FF 90 B SL 86 C FF 90 1-3 K ③		B FF 89 F FC 89 C FC 89 C FF 88 1-3 K ①			X SI 91 0-0 F8 ①		B FF 93 X CH 87 1-0 F8 ②		2	0	0	0	0	2	1
										0	0	0	0	0	0	0
										0	0	0	0	0	0	0
										2	0	0	0	0	0	0
Inning Stats	R: 5 H: 4 E: 0 LOB: 1 K: 2 BB: 3 S: 22 P: 38	R: 0 H: 0 E: 0 LOB: 0 K: 2 BB: 0 S: 8 P: 10	R: 1 H: 2 E: 0 LOB: 1 K: 1 BB: 0 S: 11 P: 17	R: 0 H: 1 E: 0 LOB: 1 K: 1 BB: 0 S: 11 P: 16	R: 1 H: 2 E: 0 LOB: 1 K: 2 BB: 0 S: 15 P: 22	R: 0 H: 0 E: 0 LOB: 0 K: 0 BB: 0 S: 4 P: 5	R: 0 H: 1 E: 0 LOB: 2 K: 2 BB: 1 S: 9 P: 18	R: 0 H: 0 E: 0 LOB: 0 K: 0 BB: 0 S: 7 P: 9	R: 1 H: 2 E: 0 LOB: 1 K: 0 BB: 0 S: 13 P: 18	1B: 6 SF: 1 2B: 4 SAC: 0 3B: 1 DP: 0 HR: 1 HBP: 0						

PITCHER		IP	WLS	BF	H	R	ER	SO	BB	IBB	HBP	BLK	WP	HR	S	P	ERA	WHIP
49 Vance Worley, R ERA: 2.85	(1, 1)	4.0		21	7	6	6	6	3	0	0	0	0	1	52	81	13.50	2.500
38 Kyle Kendrick, R ERA: 3.26	(5, 1)	1.0	W	5	2	1	1	2	0	0	0	0	0	0	15	22	9.00	2.000
57 David Herndon, R ERA: 4.1	(6, 1)	1.0	H	3	0	0	0	0	0	0	0	0	0	0	4	5	0.00	0.000
54 Brad Lidge, R ERA: 1.59	(7, 1)	0.1	H	3	1	0	0	1	1	0	0	0	0	0	5	11	0.00	6.000
37 Antonio Bastardo, L ERA: 1.41	(7, 1)	1.2	H	5	0	0	0	1	0	0	0	0	0	0	11	16	0.00	0.000

PITCHER		IP	WLS	BF	H	R	ER	SO	BB	IBB	HBP	BLK	WP	HR	S	P	ERA	WHIP
46 Ryan Madson, R ERA: 2.16	(9, 1)	1.0	S	5	2	1	1	0	0	0	0	0	0	0	13	18	9.00	2.000

BOTTOM

Philadelphia Phillies @ Los Angeles Dodgers

Dodger Stadium, Los Angeles, CA

Wed Aug 10 2011, 12:16 PM - 3:53 PM PDT

Att. 41,807 - Sunny - 73 F

livebaseballscorecards.com

AB	37
R	8
H	12
RBI	8
BB	4
SO	10
LOB	15

1B: 6 SF: 1
2B: 4 SAC: 0
3B: 1 DP: 0
HR: 1 HBP: 0

WP: 0 PA: 42
PB: 0
SB: 1
CS: 0

Batter	1	2	3	4	5	6	7	8	9	AB	R	H	RBI	BB	SO	LOB
24 Rick Ankiel, L (1, 8) OBP: 0.314, SLG: 0.388	F FC 85 B FC 90 B FF 90 S CH 82 B FF 92 B CH 82 4-2 30 S 11 BB BB	F CU 73 X CH 82 0-1 1-2 2-H 1B			C FF 85 X FF 86 0-1 8 1B 8 S 28 G3 1B	C FC 86 D CH 85 X FC 86 1-1 ② ③ G4-6-3 1-2f			C FF 89 X FF 88 0-1 ③ G4-3	4	1	2	1	1	0	1
8 Danny Espinosa, S (1, 4) OBP: 0.314, SLG: 0.415	C FF 90 1 SAFE B FC 88 F FC 87 C FC 88 1-3 ① K	F FF 88 F FF 89 S CH 82 0-3 ② K			1 SAFE 1 SAFE M FC 84 1 SAFE F CH 80 B CH 80 F FF 89 D CU 73 X CH 80 2-2 28 G3 11 BB 1-3 1B		B SI 88 C FC 85 B FC 87 F FC 86 B SL 80 B FC 85 4-2 11 G5-4-3 BB			3	0	1	0	1	2	3
11 Ryan Zimmerman, R (1, 5) OBP: 0.367, SLG: 0.443	B FF 90 B FC 86 B FC 85 B CH 82 4-0 1-2 BB	C CH 82 X FC 87 0-1 ③ F8			B FF 88 S FF 88 3 SAFE B FF 85 D CU 72 B FC 82 4-1 28 G3 1-2 BB		B SI 88 C FC 86 1 SAFE F SI 89 1 SAFE F SI 89 X CH 83 1-2 ① ② G5-4-3 1-2f			2	0	0	0	2	0	3
30 Jonny Gomes, R (1, 7) OBP: 0.337, SLG: 0.414 13 Alex Cora, L (8, 3) OBP: 0.292, SLG: 0.267	C FF 87 F CU 74 B CH 82 B CH 82 X CU 75 2-2 ② F9 2-3	X FF 86 0-0 ① F8			B CH 78 B FF 85 D CH 80 C FC 86 C FF 86 X FF 88 3-2 ① F9		C SI 89 B CH 83 X SI 89 1-1 ③ G5-3			4 0	0 0	0 0	0 0	0 0	0 0	5 0
28 Jayson Werth, R (1, 9) OBP: 0.329, SLG: 0.382	B FC 86 C FF 90 F FF 90 1 SAFE B FF 88 S FC 88 2-3 ③ K	F FF 87 B FF 88 X CH 80 1-1 ② F7			B FF 87 F FF 88 D CU 73 F FC 84 X CH 78 2-2 ② G3 1-2 2-3 3-H			C FC 85 B FC 85 X CH 83 1-1 ① G5-3		4	0	0	1	0	1	4
3 Wilson Ramos, R (1, 2) OBP: 0.320, SLG: 0.399		X FC 83 0-0 19 BB 61 1B 1B	B FC 87 S CH 80 C CH 81 B CU 74 X FF 90 2-2 ③ F8		S CU 73 F CU 73 S CH 79 0-3 ③ K			X SI 89 0-0 ② G6-3		4	1	1	0	0	1	2
19 Laynce Nix, L (1, 3) OBP: 0.301, SLG: 0.463 43 Brian Bixler, R (8, 7) OBP: 0.258, SLG: 0.246		B CH 87 B FF 89 S CH 82 F FC 87 B FF 90 B FF 90 4-2 61 1B 24 1B 1-2 BB		B CU 70 X FF 86 1-0 20 G5-4-3 1B		B SI 88 F FC 86 X FC 87 1-1 ① G3		C SI 89 F CH 82 C SI 89 0-3 ③ K		3 0	1 0	1 0	0 0	1 0	1 0	0 0
20 Ian Desmond, R (1, 6) OBP: 0.275, SLG: 0.323		C FF 90 B FF 89 D CH 83 S CH 82 T FF 91 2-2 ① K		X FC 85 0-0 ① ② G5-4-3 1-2f		B SL 81 C SI 89 X SL 80 1-1 61 1B 2B			C FF 89 B SL 80 C SL 80 B FF 90 X SL 81 2-2 27 CS 1B	4	1	2	0	0	1	3
61 Livan Hernandez, R (1, 1) OBP: 0.231, SLG: 0.231 36 Tyler Clippard, R (7, 1) 27 Jordan Zimmermann, R (9, PH) OBP: 0.231, SLG: 0.216 22 Drew Storen, S (9, 1)		B FC 85 S CH 81 X CH 82 1-1 24 1B 1-2 2-H 1B		C FF 86 B FF 88 X FC 84 1-1 ③ F8		B SI 89 F FC 86 X SI 90 1-1 24 G4-6-3 2-H 1B			M SL 79 S SL 80 S SL 80 0-3 ① ② K 1-2	3 0 1 0	0 0 0 0	2 0 0 0	2 0 0 0	0 0 1 0	0 0 1 0	0 0 1 0
Inning Stats	R: 0 E: 0 K: 2 S: 11 H: 0 LOB: 2 BB: 2 P: 24	R: 2 E: 0 K: 2 S: 15 H: 3 LOB: 2 BB: 1 P: 22	R: 0 E: 0 K: 0 S: 6 H: 0 LOB: 0 BB: 0 P: 9	R: 0 E: 0 K: 0 S: 4 H: 1 LOB: 0 BB: 0 P: 6	R: 1 E: 0 K: 1 S: 16 H: 2 LOB: 2 BB: 1 P: 27	R: 1 E: 0 K: 0 S: 8 H: 2 LOB: 0 BB: 0 P: 12	R: 0 E: 0 K: 0 S: 8 H: 0 LOB: 0 BB: 1 P: 14	R: 0 E: 0 K: 1 S: 6 H: 0 LOB: 0 BB: 0 P: 7	R: 0 E: 0 K: 1 S: 8 H: 1 LOB: 0 BB: 0 P: 10	1B: 8 2B: 1 3B: 0 HR: 0 SF: 0 SAC: 0 DP: 3 HBP: 0						

PITCHER		IP	WLS	BF	H	R	ER	SO	BB	IBB	HBP	BLK	WP	HR	S	P	ERA	WHIP
35 Cole Hamels, L ERA: 2.62	(1, 1)	5.0	L	24	6	3	3	5	4	0	0	0	0	0	52	88	5.40	2.000
38 Kyle Kendrick, R ERA: 3.25	(6, 1)	3.0		10	2	1	1	1	1	0	0	0	0	0	22	33	3.00	1.000
54 Brad Lidge, R ERA: 1.35	(9, 1)	1.0		3	1	0	0	1	0	0	0	0	0	0	8	10	0.00	1.000

PITCHER	IP	WLS	BF	H	R	ER	SO	BB	IBB	HBP	BLK	WP	HR	S	P	ERA	WHIP

TOP

Washington Nationals @ Philadelphia Phillies
Citizens Bank Park, Philadelphia, PA
Fri Aug 12 2011, 7:35 PM - 10:16 PM EDT
Att. 45,762 - Clear - 82 F

livebaseballscorecards.com

AB	32
R	4
H	9
RBI	4
BB	5
SO	7
LOB	22

WP: 0 PA: 37
PB: 0
SB: 2
CS: 1

BOTTOM

Washington Nationals @ Philadelphia Phillies

Citizens Bank Park, Philadelphia, PA

Fri Aug 12 2011, 7:35 PM - 10:16 PM EDT

Att. 45,762 - Clear - 82 F

livebaseballscorecards.com

Batter	1	2	3	4	5	6	7	8	9	AB	R	H	RBI	BB	SO	LOB
11 Jimmy Rollins, S (1, 6) OBP: 0.338, SLG: 0.397	B SI 80 X SI 80 1-0 G4-3		B SL 78 B CH 79 C SL 78 X SI 81 2-1 F8			B SL 77 C SL 79 B CH 79 X CH 78 2-1 G3		C CH 81 B CU 77 T CH 82 F FF 93 X CU 78 1-2 F9		4	0	0	0	0	0	0
8 Shane Victorino, S (1, 8) OBP: 0.389, SLG: 0.538	X SI 82 0-0 L4		B SI 83 C CH 78 X SL 79 1-1 F9			C SI 84 B CH 78 B CH 78 C SI 82 B SI 83 X SI 84 3-2 F7			C FF 94 X SI 94 0-1 26 1B 3 SF9 1B	4	1	1	0	0	0	0
26 Chase Utley, L (1, 4) OBP: 0.366, SLG: 0.457	B SI 83 B SI 81 C SI 80 B CH 78 X SI 82 3-1 G4-3		C CU 68 B CH 77 F CH 78 F SI 83 X CH 78 1-2 G4-3			B SI 82 X SL 80 1-0 L4			B SI 94 C SI 94 B FF 96 B FF 95 C FF 94 X FF 95 3-2 1-3 1B	4	0	1	0	0	0	0
6 Ryan Howard, L (1, 3) OBP: 0.342, SLG: 0.489		B CU 65 C SL 74 B CH 77 S CH 78 B CH 79 X CH 79 3-2 E4 51 F8 29 1B 21 1B		B SL 76 S SL 78 X CU 67 1-1 29 G4-6-3 1B			X CH 78 0-0 3 G1-6-3 1B		C SI 96 B FF 95 S SI 96 S SL 84 1-3 K	4	1	2	0	0	1	2
3 Hunter Pence, R (1, 9) OBP: 0.357, SLG: 0.481		C SI 83 S CU 64 F SI 85 B CU 65 D CU 66 D SL 77 S CU 69 3-3 K		B SL 78 S SL 78 B CU 67 S CU 66 S CU 67 2-3 K			B SI 84 C SL 79 S CU 66 B SI 86 X CU 66 2-2 G1-6-3 1-2f		C SL 84 B FF 96 S SL 84 B FF 96 X SL 84 2-2 SF9 3-H	3	0	0	1	0	2	3
29 Raul Ibanez, L (1, 7) OBP: 0.288, SLG: 0.416		B SI 81 X CH 79 1-0 21 1B 1-2 1B		F SL 79 X SI 84 0-1 G4-6-3 1-2f			B CH 78 B SL 80 B SI 83 B SI 83 4-0 BB		X FF 94 0-0 P4	3	0	1	0	1	0	2
51 Carlos Ruiz, R (1, 2) OBP: 0.356, SLG: 0.364		B SI 83 B SI 84 X SL 77 2-0 F8 2-3			C SI 82 B SL 79 F SL 78 X SI 84 1-2 P4		B FF 92 S CH 80 B FF 92 C FF 92 X FF 94 2-2 F9			3	0	0	0	0	0	3
21 Wilson Valdez, R (1, 5) OBP: 0.284, SLG: 0.299		B SI 85 S SL 79 S SL 79 X SL 77 1-2 1-2 3-H 1B			C FF 83 F SI 84 B CU 70 B SI 86 S CU 63 2-3 K			B FF 92 B FF 92 C FF 92 S CH 81 F FF 92 X FF 92 2-2 F9		3	0	1	1	0	1	0
35 Cole Hamels, L (1, 1) OBP: 0.175, SLG: 0.182 10 Ben Francisco, R (5, PH) OBP: 0.329, SLG: 0.358 38 Kyle Kendrick, R (6, 1) OBP: 0.300, SLG: 0.263 7 Ross Gload, L (8, PH) OBP: 0.273, SLG: 0.307 54 Brad Lidge, R (9, 1)		C SI 84 X CH 78 0-1 F8			B SI 85 B SI 86 C SL 79 X SL 80 2-1 F8			F FF 93 S FF 92 F FF 93 S CH 82 0-3 K2-3		1 1 0 1 0	0 0 0 0 0	0 0 0 0 0	0 0 0 0 0	0 0 0 1 0	0 0 0 0 0	2 0 0 0 0
Inning Stats	R: 0 E: 0 K: 0 S: 4 H: 0 LOB: 0 BB: 0 P: 8	R: 1 E: 1 K: 1 S: 14 H: 2 LOB: 2 BB: 0 P: 24	R: 0 E: 0 K: 0 S: 8 H: 0 LOB: 0 BB: 0 P: 12	R: 0 E: 0 K: 1 S: 7 H: 1 LOB: 0 BB: 0 P: 10	R: 0 E: 0 K: 1 S: 8 H: 0 LOB: 0 BB: 0 P: 13	R: 0 E: 0 K: 0 S: 6 H: 0 LOB: 0 BB: 0 P: 12	R: 0 E: 0 K: 0 S: 7 H: 1 LOB: 1 BB: 1 P: 15	R: 0 E: 0 K: 1 S: 12 H: 0 LOB: 0 BB: 0 P: 15	R: 1 E: 0 K: 1 S: 12 H: 2 LOB: 1 BB: 0 P: 18	1B: 6 2B: 0 3B: 0 HR: 0 SF: 1 SAC: 0 DP: 2 HBP: 0						

	AB	31
	R	2
	H	6
	RBI	2
	BB	1
	SO	5
	LOB	12

PITCHER	IP	WLS	BF	H	R	ER	SO	BB	IBB	HBP	BLK	WP	HR	S	P	ERA	WHIP
61 Livan Hernandez, R (1, 1) ERA: 4.21	6.2	W	24	4	1	0	3	1	0	0	0	0	0	51	89	0.00	0.750
36 Tyler Clippard, R (7, 1) ERA: 1.64	1.1	H	4	0	0	0	1	0	0	0	0	0	0	15	20	0.00	0.000
22 Drew Storen, R (9, 1) ERA: 2.81	1.0	S	5	2	1	1	1	0	0	0	0	0	0	12	18	9.00	2.000

PITCHER	IP	WLS	BF	H	R	ER	SO	BB	IBB	HBP	BLK	WP	HR	S	P	ERA	WHIP

WP: 0 PB: 0 SB: 0 CS: 0 PA: 33

Batter	1	2	3	4	5	6	7	8	9	AB	R	H	RBI	BB	SO	LOB
24 Rick Ankiel, L (1, 8) OBP: 0.310, SLG: 0.382	C SI 91 S FF 90 B FF 91 B SI 92 B FF 92 F FF 91 S FF 91 3-3 ① **K**		F FF 90 X FC 86 0-1 ① **P6**		T FC 88 X FF 92 0-1 ③ **F8**		D CH 82 X SI 90 1-0 ③ **P4**			4	0	0	0	0	1	1
8 Danny Espinosa, S (1, 4) OBP: 0.311, SLG: 0.411	B FF 90 C SI 90 F FF 90 X FC 85 1-2 ② **F9**		C FF 91 B CH 82 B FF 89 S FF 90 S CU 70 2-3 ② **K**			C FF 91 F FC 85 B CU 68 T FF 91 1-2 ① **K**		B FF 93 F FF 94 B FF 94 B FF 93 X FF 93 3-1 ① **G4-3**		4	0	0	0	0	2	0
11 Ryan Zimmerman, R (1, 5) OBP: 0.366, SLG: 0.439	C SI 93 X FF 92 0-1 ③ **F8**		C FC 86 C CH 82 X CU 68 0-2 ③ **P2**			F FC 84 S FC 84 X SI 92 0-2 38 WP 38 1B 1B		C FF 93 B SL 80 S FF 93 S SL 79 1-3 ② **K**		4	1	1	0	0	1	0
38 Michael Morse, R (1, 3) OBP: 0.371, SLG: 0.556		C FF 91 B SI 90 B FC 86 X CH 86 2-1 28 F8 19 2B 2B		C FF 92 S CU 72 F FF 92 B CU 72 B CU 73 B FF 92 X CH 81 3-2 ① **G6-3**		C FF 92 S SI 92 B FF 91 B CH 82 X FC 85 3-1 1-H 1B		B FF 93 C FF 93 X SL 79 1-1 ③ **L8**		4	1	2	1	0	0	0
28 Jayson Werth, R (1, 9) OBP: 0.330, SLG: 0.382		F SI 92 D CH 82 X FF 91 1-1 ① **F8** 2-3		C FF 91 B FF 91 B FF 92 B CU 69 F SI 91 B FF 91 4-2 **BB**		X SI 91 0-0 ② **F8**			C SL 79 F SI 92 X SL 78 0-2 19 G4-3 1B	3	0	1	0	1	0	2
19 Laynce Nix, L (1, 7) OBP: 0.301, SLG: 0.464		C FF 90 X FF 90 0-1 20 1B 3-H 2B		F FC 85 F CU 69 F SI 92 X CU 68 0-2 ② **F9**		X FF 92 0-0 ③ **P6**			B FF 93 X SL 78 1-0 ① **G4-3** 1-2	4	1	1	1	0	0	3
3 Wilson Ramos, R (1, 2) OBP: 0.316, SLG: 0.393		F FF 91 C CU 72 B CU 70 T FF 90 1-2 ② **K**		B CU 69 X FF 90 1-0 ③ **F9**			B FF 90 C FF 90 X FF 89 1-1 ① **G5-3**		C SL 78 X SL 78 0-1 ② **L5**	4	0	0	0	0	1	3
20 Ian Desmond, R (1, 6) OBP: 0.280, SLG: 0.325		C FF 91 F FF 90 B FF 90 X CH 82 1-2 2-H 1B		B SI 91 C FF 91 F FF 90 B CU 70 F FF 91 B FF 90 F FF 91 C FC 84 3-3 ① **K**			C FC 85 B FF 91 X FF 90 1-1 13 FC3-6 1B		B FF 93 B FF 92 B FF 93 C FF 92 C FF 92 F FF 93 B SL 78 4-2 30 FC4 BB	3	0	2	1	1	1	0
31 John Lannan, L (1, 1) OBP: 0.143, SLG: 0.152 23 Collin Balester, R (4, 1) 13 Alex Cora, L (7, PH) OBP: 0.290, SLG: 0.265 63 Henry Alberto Rodriguez, R (7, 1) 52 Ryan Mattheus, R (8, 1) 30 Jonny Gomes, R (9, PH) OBP: 0.336, SLG: 0.413		C SI 91 X FC 85 0-1 ③ **P2**		C SI 90 X FF 90 0-1 ② **G4-3**		X FF 90 0-0 ② **FC3-6** 1-2f			C FF 93 B CH 86 S SL 79 F FF 93 X SL 78 1-2 ③ **FC4** 1-2f	1 1 1 0 0 1	0 0 0 0 0 0	0 0 0 0 0 0	0 0 0 0 0 0	0 0 0 0 0 0	0 0 1 0 0 0	1 0 0 0 0 2
Inning Stats	R: 0 E: 0 K: 1 S: 9 H: 0 LOB: 0 BB: 0 P: 13	R: 2 E: 0 K: 1 S: 14 H: 3 LOB: 1 BB: 0 P: 19	R: 0 E: 0 K: 1 S: 8 H: 0 LOB: 0 BB: 0 P: 10	R: 0 E: 0 K: 0 S: 11 H: 0 LOB: 1 BB: 1 P: 19	R: 0 E: 0 K: 1 S: 9 H: 0 LOB: 0 BB: 0 P: 12	R: 1 E: 0 K: 1 S: 10 H: 2 LOB: 1 BB: 0 P: 14	R: 0 E: 0 K: 0 S: 6 H: 1 LOB: 1 BB: 0 P: 9	R: 0 E: 0 K: 1 S: 7 H: 0 LOB: 0 BB: 0 P: 12	R: 0 E: 0 K: 0 S: 13 H: 1 LOB: 2 BB: 1 P: 19	1B: 5 2B: 2 3B: 0 HR: 0 SF: 0 SAC: 0 DP: 0 HBP: 0						

TOP

Washington Nationals @ Philadelphia Phillies

Citizens Bank Park, Philadelphia, PA

Sat Aug 13 2011, 7:09 PM - 9:48 PM EDT

Att. 45,570 - Cloudy - 73 F

livebaseballscorecards.com

AB	34
R	3
H	7
RBI	3
BB	2
SO	6
LOB	13

WP: 1 PA: 36
PB: 0
SB: 0
CS: 0

PITCHER		IP	WLS	BF	H	R	ER	SO	BB	IBB	HBP	BLK	WP	HR	S	P	ERA	WHIP
44 Roy Oswalt, R ERA: 3.84	(1, 1)	7.0	W	28	6	3	3	5	1	0	0	0	1	0	67	96	3.86	1.000
40 Michael Stutes, R ERA: 3.27	(8, 1)	2.0		8	1	0	0	1	1	0	0	0	0	0	20	31	0.00	1.000

PITCHER		IP	WLS	BF	H	R	ER	SO	BB	IBB	HBP	BLK	WP	HR	S	P	ERA	WHIP

Batter	1	2	3	4	5	6	7	8	9	AB	R	H	RBI	BB	SO	LOB
11 Jimmy Rollins, S (1, 6) OBP: 0.339, SLG: 0.396	C SI 89 X SI 89 0-1 E4 6 HR	F CH 83 X CH 81 0-1 ③ FC5-4 1-2f	B CU 72 B CH 83 X SI 90 2-0 8 FC6-4 1-2 2-H 3-H 1B			F FF 94 C SI 95 S CU 80 0-3 K 26 E 8 1B 6 FC3-6		B CH 93 B FF 96 B CH 92 B FF 93 4-0 6 WP 8 1B 3 1B BB		4	3	1	1	1	1	1
8 Shane Victorino, S (1, 8) OBP: 0.390, SLG: 0.536	X SI 90 0-0 ① F8		B CU 73 2-2 B SI 88 F SI 94 F CU 77 X CU 74 E6 26 1B 6 1B B SI 90 1-1 ③ C CH 82 X SI 90 FC6-4 1-2f			C SI 95 X SI 94 0-1 6 FC3-6 26 E 1-2 1B		C FF 95 D SI 95 D CH 89 B FF 96 X FF 96 3-1 3 1B 6 WP 29 SF7 1-2 1B		5	2	2	0	0	0	3
26 Chase Utley, L (1, 4) OBP: 0.363, SLG: 0.452 7 Michael Martinez, S (9, 4) OBP: 0.258, SLG: 0.304	C SI 89 X SI 90 0-1 ② P6		B SL 79 F FF 88 B SI 90 F SL 81 X SI 91 2-2 6 1B 29 G3-1 1-3 1B	C SI 94 S SI 94 B CU 81 X SI 94 1-2 ① F7		F SI 94 B CU 80 B SI 95 X SI 94 2-1 FC3 6 FC3-6 1-2 2-3		B SI 93 X SI 93 1-0 ① F7	5 0	1 0	1 0	0 0	0 0	0 0	5 0
6 Ryan Howard, L (1, 3) OBP: 0.344, SLG: 0.495	B FF 90 B SL 80 1 SAFE S FF 90 X FF 91 2-1 1-H HR		C CU 74 S SL 81 X CH 86 0-2 29 G3-1 3 BB 21 FC1-2 1-3 3-H 1B	B CH 88 F SI 95 F SI 94 B CU 82 S SI 95 2-3 ② K		C CU 81 S SI 95 B CU 82 F SI 96 F SI 97 D CU 82 X SI 96 2-2 ② FC3-6 1-2f 2-3 3-H		B SI 93 B SI 94 B SI 95 I IN 76 4-0 3 1B 51 1B 1-2 2-3 IBB		4	2	2	4	1	1	2
3 Hunter Pence, R (1, 9) OBP: 0.360, SLG: 0.480	B SI 90 B CH 84 B FF 92 C SI 89 F SI 90 F CH 83 B FF 89 4-2 BB		B SI 91 C CU 72 B SI 90 F SI 90 F CH 85 F FF 91 D CU 76 B CU 74 4-2 21 FC1-2 29 G3-1 44 BB 1-2 BB	B FF 95 X FF 94 1-0 ③ F9		S CU 81 F CU 81 B SI 96 F CU 82 F FF 96 X CU 81 1-2 ③ G5-3		B FF 93 X SL 82 1-0 51 1B 1-2 2-3 3-H 1B		3	1	1	1	2	0	2
29 Raul Ibanez, L (1, 7) OBP: 0.285, SLG: 0.412	S SL 81 S SL 80 S CH 85 0-3 ③ K		C SL 80 B SI 90 B SL 84 X FF 90 2-1 ① G3-1 1-2 2-3 3-H		B SI 95 F FF 95 B SI 95 B SI 94 X SI 95 3-1 ① G4-3		C FF 95 B SI 94 S CH 88 X FF 94 1-2 ① L7	B SI 94 F SI 94 X FF 94 1-1 ② SF7 3-H		4	0	0	2	0	1	3
51 Carlos Ruiz, R (1, 2) OBP: 0.357, SLG: 0.362		B SI 89 B SI 90 B SI 89 C FF 90 X FF 90 3-1 ① L9	I IN 69 I IN 68 I IN 72 I IN 72 4-0 44 BB 21 FC1-2 11 1B IBB		B SI 94 C FF 94 B CU 80 X SI 95 2-1 ② P6		B FF 97 B FF 95 X SI 96 2-0 ② F9	C SL 81 B FF 92 S SI 94 X SL 83 1-2 1-2 2-H 1B		4	1	1	1	1	0	0
21 Wilson Valdez, R (1, 5) OBP: 0.282, SLG: 0.296		C FF 91 X CH 86 0-1 ② G6-3	F FF 90 X SL 79 0-1 ② FC1-2 44 BB 11 1B 1-2 2-3 3-Hf		X SI 94 0-0 ③ G6-3		B FF 95 X FF 96 1-0 1B	X SI 93 0-0 ③ G4-3		5	1	1	0	0	0	5
44 Roy Oswalt, R (1, 1) OBP: 0.250, SLG: 0.143 10 Ben Francisco, R (7, PH) OBP: 0.328, SLG: 0.356 40 Michael Stutes, R (8, 1)		C FF 90 B SI 90 B FF 88 B FF 88 F FF 88 B FF 88 4-2 11 FC5-4 BB	B SI 88 B SI 88 C FF 86 B FF 88 S FF 87 B FF 85 4-2 11 1B 1-2 2-3 3-H BB			B FF 92 C FF 92 C FF 93 C CU 79 1-3 ① K	D SL 80 C FF 96 C SL 79 S SL 81 1-3 ③ K		1 1 0	0 0 0	0 0 0	1 0 0	2 0 0	1 1 0	0 1 0
Inning Stats	R: 2 E: 1 K: 1 S: 13 H: 1 LOB: 1 BB: 1 P: 19	R: 0 E: 0 K: 0 S: 8 H: 0 LOB: 1 BB: 1 P: 15	R: 5 E: 1 K: 0 S: 22 H: 3 LOB: 2 BB: 3 P: 43	R: 0 E: 0 K: 1 S: 7 H: 0 LOB: 0 BB: 0 P: 11	R: 0 E: 0 K: 0 S: 5 H: 0 LOB: 0 BB: 0 P: 10	R: 1 E: 1 K: 2 S: 20 H: 1 LOB: 2 BB: 0 P: 26	R: 0 E: 0 K: 1 S: 8 H: 1 LOB: 1 BB: 0 P: 13	R: 3 E: 0 K: 0 S: 10 H: 3 LOB: 2 BB: 2 P: 25		1B: 8 2B: 0 3B: 0 HR: 1 SF: 1 SAC: 0 DP: 0 HBP: 0						

BOTTOM

Washington Nationals @ Philadelphia Phillies

Citizens Bank Park, Philadelphia, PA

Sat Aug 13 2011, 7:09 PM - 9:48 PM EDT

Att. 45,570 - Cloudy - 73 F

livebaseballscorecards.com

AB	36
R	11
H	9
RBI	10
BB	7
SO	5
LOB	22

PITCHER		IP	WLS	BF	H	R	ER	SO	BB	IBB	HBP	BLK	WP	HR	S	P	ERA	WHIP
31 John Lannan, L ERA: 3.55	(1, 1)	3.0	L	20	4	7	1	1	4	1	0	0	0	1	0	43	77	3.00	2.667
23 Collin Balester, R ERA: 4.12	(4, 1)	3.0		12	1	1	0	3	0	0	0	0	1	0	0	32	47	0.00	0.333
63 Henry Alberto Rodriguez, R ERA: 4.67	(7, 1)	1.0		6	2	2	2	1	1	0	0	0	0	0	0	10	22	18.00	3.000
52 Ryan Mattheus, R ERA: 2.77	(8, 1)	1.0		6	2	1	1	0	0	1	0	0	1	0	0	8	16	9.00	2.000

PITCHER	IP	WLS	BF	H	R	ER	SO	BB	IBB	HBP	BLK	WP	HR	S	P	ERA	WHIP

Batter	1	2	3	4	5	6	7	8	9	AB	R	H	RBI	BB	SO	LOB
18 Willie Bloomquist, R (1, 6) OBP: 0.325, SLG: 0.361	C SI 92 B SI 92 B CH 85 X FC 90 2-1 ① P4		C CU 77 F SI 92 X CH 83 0-2 ② F8		1 SAFE F FC 90 F FC 91 F FC 90 B SI 91 C CU 76 1-3 ② K 1-2			C CU 75 B CH 85 F FC 90 S CU 76 1-3 ② K2-3		4	0	0	0	0	2	1
14 Ryan Roberts, R (1, 4) OBP: 0.353, SLG: 0.453	X FC 90 0-0 ② F8		B SI 92 B CH 83 S CH 84 X SI 92 2-1 ③ G6-3		S CU 77 B CU 78 S CH 84 S SI 92 1-3 ③ K			B FC 90 C FC 91 S CH 82 S CU 77 1-3 ③ K		4	0	0	0	0	2	1
10 Justin Upton, R (1, 9) OBP: 0.378, SLG: 0.561	C CH 83 S CU 79 F CU 78 F FC 90 B CH 85 S CU 78 1-3 ③ K			S SI 90 C CH 82 B SI 91 X FC 90 1-2 ① G4-3		F FC 90 F SI 91 C FC 90 0-3 ① K			C CH 83 S CH 83 B CH 82 X SI 92 1-2 26 1B 37 2B 1B	4	1	1	0	0	2	0
26 Miguel Montero, L (1, 2) OBP: 0.341, SLG: 0.440 4 Collin Cowgill, R (9, PR) OBP: 0.286, SLG: 0.194 12 Henry Blanco, R (9, 2) OBP: 0.301, SLG: 0.474		F CH 83 B FC 90 C FC 90 B FC 90 B FC 90 T FC 91 3-2 ① K		X FC 90 0-0 37 1B 24 BLK 1B		C FC 91 F CU 77 F SI 92 F SI 91 X CH 83 0-2 ② G4-3			C FC 91 X FC 91 0-1 1-2 37 2B 1B	4 0 0	0 1 0	2 0 0	0 0 0	0 0 0	1 0 0	0 0 0
24 Chris Young, R (1, 8) OBP: 0.319, SLG: 0.425		B CU 79 X FC 91 1-0 37 S 37 1B 1B		C SI 92 B CH 82 F SI 92 F S CH 84 1-3 ② K 1-2		B CU 77 C CU 77 S FC 90 B CU 77 S FC 90 2-3 ③ K			L CU 75 L CU 74 L CH 80 0-3 ① K	4	1	1	0	0	3	3
37 Lyle Overbay, L (1, 3) OBP: 0.304, SLG: 0.356		B FC 90 B CH 84 S CH 83 X CU 78 2-1 11 G4-3 1-H 1B		S FC 91 X CH 84 0-1 2-3 1B			B FC 88 X FC 89 1-0 ① L7		X FC 90 0-0 1-H 2-H 2B	4	0	3	3	0	0	0
11 Sean Burroughs, L (1, 5) OBP: 0.250, SLG: 0.284		C FC 90 X FC 90 0-1 ② G4-3 1-2		C FC 91 X FC 90 0-1 ③ F8			F SI 92 B CH 82 F CU 77 X FC 90 1-2 ② G5-3		B CH 82 X FC 90 1-0 ② P4	4	0	0	0	0	0	5
8 Gerardo Parra, L (1, 7) OBP: 0.356, SLG: 0.431		B FC 91 F CH 84 X FC 90 1-1 ③ F8			C CU 75 S CH 82 X CU 76 0-2 18 S 1B		X FC 90 0-0 ③ G4-3		I IN 65 I IN 71 I IN 70 I IN 69 4-0 44 S IBB	3	0	1	0	1	0	1
55 Josh Collmenter, R (1, 1) OBP: 0.250, SLG: 0.160 47 Joe Paterson, R (7, 1) 2 Kelly Johnson, L (8, PH) OBP: 0.290, SLG: 0.416 39 Bryan Shaw, S (8, 1) 44 Paul Goldschmidt, R (9, PH) OBP: 0.311, SLG: 0.452 40 J.J. Putz, R (9, 1)			C FC 90 C CU 77 S CU 78 0-3 ① K		L CH 82 C CU 76 L CU 77 0-3 ① K			B FC 89 C CH 82 F FC 90 B FC 89 S CU 75 2-3 ① K	S CU 76 B FC 90 B CH 84 B FC 90 S CH 83 C CU 78 3-3 ③ K 1-2	2 0 1 0 1 0	0 0 0 0 0 0	0 0 0 0 0 0	0 0 0 0 1 0	2 0 0 0 0 1	1 0 0 0 0 2	1 0 0 0 0 0
Inning Stats	R: 0 E: 0 K: 1 S: 8 H: 0 LOB: 0 BB: 0 P: 11	R: 1 E: 0 K: 1 S: 10 H: 2 LOB: 1 BB: 0 P: 17	R: 0 E: 0 K: 1 S: 8 H: 0 LOB: 0 BB: 0 P: 10	R: 0 E: 0 K: 1 S: 12 H: 2 LOB: 2 BB: 0 P: 14	R: 0 E: 0 K: 3 S: 13 H: 1 LOB: 1 BB: 0 P: 15	R: 0 E: 0 K: 2 S: 11 H: 0 LOB: 0 BB: 0 P: 13	R: 0 E: 0 K: 0 S: 5 H: 0 LOB: 0 BB: 0 P: 7	R: 0 E: 0 K: 3 S: 9 H: 0 LOB: 0 BB: 0 P: 13	R: 2 E: 0 K: 2 S: 13 H: 3 LOB: 3 BB: 1 P: 22	1B: 7 2B: 1 3B: 0 HR: 0 SF: 0 SAC: 0 DP: 0 HBP: 0						

PITCHER	IP	WLS	BF	H	R	ER	SO	BB	IBB	HBP	BLK	WP	HR	S	P	ERA	WHIP
34 Roy Halladay, R (1, 1) ERA: 2.53	9.0	L	36	8	3	3	14	0	1	0	1	0	0	89	122	3.00	0.889

PITCHER	IP	WLS	BF	H	R	ER	SO	BB	IBB	HBP	BLK	WP	HR	S	P	ERA	WHIP

TOP

Arizona Diamondbacks @ Philadelphia Phillies

Citizens Bank Park, Philadelphia, PA

Tue Aug 16 2011, 7:09 PM - 9:45 PM EDT

Att. 45,742 - Partly Cloudy - 79 F

livebaseballscorecards.com

AB	35
R	3
H	8
RBI	3
BB	1
SO	14
LOB	14

WP: 0 PA: 36
PB: 0
SB: 3
CS: 0

BOTTOM

Batter	1	2	3	4	5	6	7	8	9	AB	R	H	RBI	BB	SO	LOB
11 Jimmy Rolls, S (1, 6) OBP: 0.338, SLG: 0.394	C FC 87 C FC 87 B FC 87 X FC 87 1-2 ① G3		C FC 87 B FC 88 F FC 88 F FC 89 B CU 72 F CH 78 S CH 77 2-3 ① K		C CH 77 X CU 72 0-1 8 HR 1B		L FC 88 B FC 88 B FC 86 F CH 78 X FC 88 2-2 ① L1-3 2-3		C SI 94 C SI 95 B SI 94 F SI 95 S FS 86 1-3 ③ K	5	1	1	0	0	2	3
8 Shane Victorino, S (1, 8) OBP: 0.388, SLG: 0.541	C FC 88 F CH 77 X FC 88 0-2 ② P3		X CH 77 0-0 ② F7		D FC 88 C CH 77 1 SAFE 1 SAFE X CH 77 1-1 1-H HR		B CH 78 F FC 88 F FC 89 X FC 89 1-2 ② P3			4	1	1	2	0	0	2
26 Chase Utley, L (1, 4) OBP: 0.368, SLG: 0.461	C FC 88 X FC 88 0-1 1B		C CU 70 X FC 88 0-1 1-3 2B		B FC 87 X FC 86 1-0 1B		B SL 74 C SL 75 F FF 84 S SL 74 1-3 ③ K			4	0	3	0	0	1	1
6 Ryan Howard, L (1, 3) OBP: 0.344, SLG: 0.492	B FC 87 S CH 76 1 SAFE F CH 77 B FC 88 T CH 77 2-2 ③ K		B CH 78 B CH 79 B CU 70 B FC 89 4-0 BB		B FC 87 1 SAFE C FC 87 S FC 88 1 SAFE B FC 88 S CH 78 2-3 ② K			B FC 94 B FF 92 X FF 92 2-0 ① G6-3		3	0	0	0	1	2	2
3 Hunter Pence, R (1, 9) OBP: 0.359, SLG: 0.478		T FC 86 C CH 76 S FC 87 0-3 ① K	F CH 78 T CH 79 B FC 88 B FC 89 F CH 80 F FC 91 F FC 90 F CH 80 F CH 80 3-3 B FC 90 S CH 80 3-3 ③ K		F CH 78 S FC 88 1 SAFE B FC 88 C FC 88 1-3 ③ K			B FC 95 C FC 95 X SL 82 1-1 29 G3-6-3 1B		4	0	1	0	0	3	4
29 Raul Ibanez, L (1, 7) OBP: 0.282, SLG: 0.408		B FC 87 X CH 76 1-0 ② G3		C FC 87 B CU 71 X CU 71 1-1 ① G2-3		C FC 86 F FC 87 B FC 86 X FC 88 1-2 ① F9		B FC 94 D FF 91 S FC 93 X FC 92 2-1 ② ③ G3-6-3 1-2f		4	0	0	0	0	0	1
51 Carlos Ruiz, R (1, 2) OBP: 0.359, SLG: 0.362 15 John Mayberry Jr., R (9, PR) OBP: 0.312, SLG: 0.485		C FC 87 C CU 70 X CU 70 0-2 1B		C FC 87 B CH 76 F CH 78 X FC 88 1-2 ② F8		C FC 87 C FC 87 F FC 87 C FC 87 0-3 ② K			C SI 92 B FF 93 B SI 92 B SI 94 B FF 92 4-1 7 SH1-3 BB	3 0	0 0	1 0	0 0	1 0	1 0	0 0
7 Michael Martinez, S (1, 5) OBP: 0.253, SLG: 0.298		X FC 87 0-0 ③ F7		C FC 88 B FC 87 C FC 88 X FC 88 1-2 ③ F7		F FC 88 B FC 88 S CH 77 S CH 76 1-3 ③ K			X SI 92 0-0 ① SH1-3 1-2	3	0	0	0	0	1	1
34 Roy Halladay, R (1, 1) OBP: 0.138, SLG: 0.125 7 Ross Gload, L (9, PH) OBP: 0.269, SLG: 0.303			C FC 87 B FC 88 X FC 87 1-1 26 2B 1B		X FC 86 0-0 ① G4-3		B FC 87 B FC 87 C FC 86 F FC 87 B FC 88 X FC 87 3-2 11 L1-3 2B		C SI 93 F SI 92 S FS 86 0-3 ② K	3 1	0 0	2 0	0 0	0 1	0 1	0 1
Inning Stats	R: 0 E: 0 K: 1 S: 11 H: 1 LOB: 1 BB: 0 P: 14	R: 0 E: 0 K: 1 S: 8 H: 1 LOB: 1 BB: 0 P: 9	R: 0 E: 0 K: 2 S: 18 H: 2 LOB: 3 BB: 1 P: 28	R: 0 E: 0 K: 0 S: 8 H: 0 LOB: 0 BB: 0 P: 11	R: 2 E: 0 K: 2 S: 12 H: 3 LOB: 1 BB: 0 P: 17	R: 0 E: 0 K: 2 S: 10 H: 0 LOB: 0 BB: 0 P: 12	R: 0 E: 0 K: 1 S: 12 H: 1 LOB: 1 BB: 0 P: 19	R: 0 E: 0 K: 0 S: 5 H: 1 LOB: 0 BB: 0 P: 10	R: 0 E: 0 K: 2 S: 9 H: 0 LOB: 1 BB: 1 P: 14	1B: 6 2B: 2 3B: 0 HR: 1	SF: 0 SAC: 1 DP: 1 HBP: 0			WP: 0 PB: 0 SB: 0 CS: 0	PA: 37		

PITCHER		IP	WLS	BF	H	R	ER	SO	BB	IBB	HBP	BLK	WP	HR	S	P	ERA	WHIP
55 Josh Collmenter, R ERA: 3.47	(1, 1)	6.2		29	8	2	2	8	1	0	0	0	0	1	76	106	2.70	1.350
47 Joe Paterson, L ERA: 3.0	(7, 1)	0.1		1	0	0	0	1	0	0	0	0	0	0	3	4	0.00	0.000
39 Bryan Shaw, R ERA: 2.87	(8, 1)	1.0	W	3	1	0	0	0	0	0	0	0	0	0	5	10	0.00	1.000
40 J.J. Putz, R ERA: 2.84	(9, 1)	1.0	S	4	0	0	0	2	1	0	0	0	0	0	9	14	0.00	1.000

PITCHER	IP	WLS	BF	H	R	ER	SO	BB	IBB	HBP	BLK	WP	HR	S	P	ERA	WHIP

Arizona Diamondbacks @ Philadelphia Phillies

Citizens Bank Park, Philadelphia, PA

Tue Aug 16 2011, 7:09 PM - 9:45 PM EDT

Att. 45,742 - Partly Cloudy - 79 F

livebaseballscorecards.com

AB	34
R	2
H	9
RBI	2
BB	2
SO	11
LOB	15

Batter	1	2	3	4	5	6	7	8	9	AB	R	H	RBI	BB	SO	LOB
18 Willie Bloomquist, R (1, 6) OBP: 0.320, SLG: 0.355	B FF 92 B FF 92 C FF 92 X SI 92 2-1 ① F8		C SI 91 C SI 91 X CU 75 0-2 ① F8			C FC 86 B FF 91 B FC 84 B FF 91 X FF 89 3-1 ① F9			B FF 94 C FF 93 B FF 94 F FF 94 X CH 82 2-2 ① P5	4	0	0	0	0	0	1
14 Ryan Roberts, R (1, 4) OBP: 0.355, SLG: 0.452	B FC 88 S CH 85 B FF 93 X CH 87 2-1 ② F7		F FC 87 C SI 92 C SI 92 0-3 ② K			B CH 84 F CH 84 B FF 92 T FF 91 F FF 93 B CU 75 F FF 92 F FC 87 X FF 93 3-2 10 G6-4-3 1B			B CH 84 C FF 94 B FF 95 F FF 93 B CH 83 F FF 94 B FF 93 4-2 BB	3	0	1	0	1	1	1
10 Justin Upton, R (1, 9) OBP: 0.375, SLG: 0.557	C FF 93 C FC 88 B CU 78 S CH 86 1-3 ③ K		S CH 85 D FF 91 X FC 86 1-1 ③ P5			C SI 92 X FF 92 0-1 ②③ G6-4-3 1-2f			C FF 93 F FF 94 S CH 83 0-3 ② K	4	0	0	0	0	2	3
24 Chris Young, R (1, 8) OBP: 0.318, SLG: 0.423		B SI 91 C FC 86 B SI 92 B CH 85 F SI 91 B FF 91 4-2 44 HR BB		B FF 92 C FC 86 B CH 84 B FC 84 X FF 89 3-1 ① F8			S CH 84 F FC 86 S FC 86 0-3 ① K		B FF 94 C FF 94 B FF 92 F FF 94 B CH 83 X FF 94 3-2 ③ P4	3	1	0	0	1	1	1
44 Paul Goldschmidt, R (1, 3) OBP: 0.333, SLG: 0.523		B FF 90 B FF 91 F SI 91 F SI 91 B CH 86 X FF 92 3-2 1-H HR		C FC 86 S FF 92 B CU 76 B CH 85 F FF 92 B CH 86 F FC 87 S CH 85 3-3 ② K			B SI 92 C SI 92 B FF 92 B FC 86 B SI 90 4-1 1 G5-4-3 BB			2	1	1	2	1	1	0
1 Cody Ransom, R (1, 5) OBP: 0.281, SLG: 0.357		B FF 92 B FC 88 X FF 92 2-0 ① F9		F FF 92 B FC 88 S CH 86 C FF 93 1-3 ③ K			B FF 91 X CH 83 1-0 ②③ G5-4-3 1-2f			3	0	0	0	0	1	1
4 Collin Cowgill, R (1, 7) OBP: 0.263, SLG: 0.176		B FF 92 X CH 85 1-0 ② F7			F FF 91 C FC 86 C SI 92 0-3 ① K			X FF 93 0-0 ① F8		3	0	0	0	0	1	0
12 Henry Blanco, R (1, 2) OBP: 0.291, SLG: 0.456		F FC 88 C SI 91 B CU 76 B CH 85 X FF 92 2-2 ③ G5-3			X FF 92 0-0 ② F7			B FF 92 B CH 87 C FF 93 X FF 93 2-1 ② P2		3	0	0	0	0	0	0
34 Joe Saunders, L (1, 1) 47 Joe Paterson, R (7, 1) 11 Sean Burroughs, L (8, PH) OBP: 0.247, SLG: 0.280 29 Brad Ziegler, R (8, 1) 19 Zach Duke, L (8, 1) OBP: 0.300, SLG: 0.579			C FF 90 C FF 90 B FF 92 X FC 87 1-2 1B		C FF 91 B FF 92 C FF 92 F SI 92 S FF 93 1-3 ③ K			B FF 93 X FF 92 1-0 ③ P2		2 0 1 0 0 0	0 0 0 0 0 0	1 0 0 0 0 0	0 0 0 0 0 0	0 0 0 0 0 0	1 0 0 0 0 0	0 0 0 0 0 0
Inning Stats	R: 0 E: 0 K: 1 S: 7 H: 0 LOB: 0 BB: 0 P: 12	R: 2 E: 0 K: 0 S: 10 H: 1 LOB: 0 BB: 1 P: 22	R: 0 E: 0 K: 1 S: 11 H: 1 LOB: 1 BB: 0 P: 13	R: 0 E: 0 K: 2 S: 10 H: 0 LOB: 0 BB: 0 P: 17	R: 0 E: 0 K: 2 S: 8 H: 0 LOB: 0 BB: 0 P: 9	R: 0 E: 0 K: 0 S: 10 H: 1 LOB: 0 BB: 0 P: 16	R: 0 E: 0 K: 1 S: 5 H: 0 LOB: 0 BB: 1 P: 10	R: 0 E: 0 K: 0 S: 4 H: 0 LOB: 0 BB: 0 P: 7	R: 0 E: 0 K: 1 S: 12 H: 0 LOB: 1 BB: 1 P: 21	1B: 2 2B: 0 3B: 0 HR: 1 SF: 0 SAC: 0 DP: 2 HBP: 0						

PITCHER		IP	WLS	BF	H	R	ER	SO	BB	IBB	HBP	BLK	WP	HR	S	P	ERA	WHIP
33 Cliff Lee, L ERA: 2.82	(1, 1)	7.0	W	24	3	2	2	7	2	0	0	0	0	1	61	99	2.57	0.714
37 Antonio Bastardo, L ERA: 1.38	(8, 1)	1.0	H	3	0	0	0	0	0	0	0	0	0	0	4	7	0.00	0.000
46 Ryan Madson, R ERA: 2.11	(9, 1)	1.0		4	0	0	0	1	1	0	0	0	0	0	12	21	0.00	1.000

PITCHER	IP	WLS	BF	H	R	ER	SO	BB	IBB	HBP	BLK	WP	HR	S	P	ERA	WHIP

TOP

Arizona Diamondbacks @ Philadelphia Phillies

Citizens Bank Park, Philadelphia, PA

Wed Aug 17 2011, 7:12 PM - 9:59 PM EDT

Att. 45,894 - Partly Cloudy - 87 F

livebaseballscorecards.com

AB	28
R	2
H	3
RBI	2
BB	3
SO	8
LOB	7

WP: 0 PA: 31
PB: 0
SB: 0
CS: 0

BOTTOM

Arizona Diamondbacks @ Philadelphia Phillies
Citizens Bank Park, Philadelphia, PA
Wed Aug 17 2011, 7:12 PM - 9:59 PM EDT
Att. 45,894 - Partly Cloudy - 87 F

livebaseballscorecards.com

Batter	1	2	3	4	5	6	7	8	9	AB	R	H	RBI	BB	SO	LOB
11 Jimmy Rollins, S (1, 6) OBP: 0.340, SLG: 0.402	X FF 88 0-0 HR		B CH 79 B FF 89 B SI 90 B FF 89 4-0 8 CS BB		B FF 92 C SI 91 F CU 76 B CU 76 B SI 90 C CH 81 3-3 ③ K		B SL 74 X FF 84 1-0 26 S 8 1B 1B	B FF 87 X FF 88 1-0 ② SF8 3-H		3	1	2	2	1	1	0
8 Shane Victorino, S (1, 8) OBP: 0.391, SLG: 0.544	B FF 89 C CH 81 B FF 90 B CH 81 B FF 90 4-1 26 FC5-4 BB		1 SAFE B FF 90 B CH 82 C FF 90 B FF 91 F SI 91 X FF 91 3-2 ①② P5 1-2			B CH 77 B FF 89 X FF 89 2-0 ① F7	C SL 73 X SI 86 0-1 26 S 1-2 1B	B CH 82 C FF 87 X FF 87 1-1 1-3 2-H 2B		4	0	2	1	1	0	1
26 Chase Utley, L (1, 4) OBP: 0.362, SLG: 0.452	1 SAFE B SL 84 C SI 88 1 SAFE 1 SAFE F SI 88 X SL 81 1-2 ① FC5-4 6 G4-5-3 1-2f		C FF 92 C SI 91 B SL 84 F SI 92 F SL 85 X CU 78 1-2 ③ P3			C SI 90 C SI 89 B SL 84 B SI 89 X SI 90 2-2 ② G4-3	B SL 73 F FF 84 2 SAFE S SL 73 F SL 72 F SL 73 2 SAFE B SL 72 X SL 73 2-2 ③ F7 1-2 2-3	B FF 87 S SI 88 S SL 82 X SL 81 1-2 ③ P6		5	0	0	0	0	0	5
6 Ryan Howard, L (1, 3) OBP: 0.343, SLG: 0.490	B SL 80 X SI 89 1-0 ②③ G4-5-3 1-2f			C SL 79 S SL 78 B FF 90 S SL 82 1-3 ① K		C SL 83 B SL 84 S SI 90 B SL 83 B SL 83 X SL 80 3-2 ③ F7		B SI 83 B SI 86 X SI 85 2-0 15 1B 3 1B 15 E 1B		4	1	1	0	0	1	1
3 Hunter Pence, R (1, 9) OBP: 0.364, SLG: 0.483		B CH 79 X CH 79 1-0 15 1B 2B		B FF 91 B FF 91 B CH 82 C FF 89 F FF 91 F FF 92 F FF 92 B CH 84 4-2 BB			B CU 70 B FF 90 B CH 81 B SL 86 4-0 15 1B 21 2B BB	B SI 86 B SI 85 B SI 86 C SI 85 X SI 84 3-1 1-2 21 E 15 E 23 1B 1B		2	3	2	0	2	0	0
15 John Mayberry Jr., R (1, 7) OBP: 0.321, SLG: 0.491		C FF 90 C FF 90 B SI 90 B CH 81 F FF 90 X SL 83 2-2 21 FC5-4 2-H 1B		B FF 91 X FF 90 1-0 ② P5			C FF 89 F FF 90 B SI 90 X SI 90 1-2 1-3 21 2B 1B	B SI 85 F SI 86 B SI 86 X SI 85 2-1 1-2 2-H 23 1B 21 E 11 SF8 1B		4	2	3	1	0	0	1
21 Wilson Valdez, R (1, 5) OBP: 0.281, SLG: 0.300		C FF 89 X CU 74 0-1 ① FC5-4 23 G1 1-2f		F FF 91 1 SAFE 1 SAFE B FF 90 B CH 81 F FF 89 X FF 90 2-2 ③ P3			X FF 90 0-0 23 SH5-4 1-H 3-H 10 SF8 2B	T SI 85 X SI 86 0-1 1-2 2-3 23 1B 8 2B		4	2	1	2	0	0	4
23 Brian Schneider, L (1, 2) OBP: 0.255, SLG: 0.293		S SL 82 B SL 84 B SI 90 X SL 83 2-1 ② G1 2-3			C SL 80 B CU 75 F SL 84 X SL 84 1-2 ① G1-3		X FF 84 0-0 ① SH5-4 2-3	B SL 82 F FF 87 B FF 88 F FF 88 X SI 89 2-2 8 2B 1-2 2-3 3-H 1B		3	0	1	1	0	0	1
33 Cliff Lee, L (1, 1) OBP: 0.228, SLG: 0.364 10 Ben Francisco, R (7, PH) OBP: 0.327, SLG: 0.356 37 Antonio Bastardo, R (8, 1) 29 Raul Ibanez, L (8, PH) OBP: 0.282, SLG: 0.407 46 Ryan Madson, L (9, 1)		D SL 82 X SL 83 1-0 ③ G4-3			B SL 82 C SI 89 F SI 89 S CU 75 1-3 ② K2-3		B FF 87 C FF 86 X FF 86 1-1 ② SF8 3-H	B SI 89 X SI 88 1-0 ① F7		2 0 0 1 0	0 0 0 0 0	0 0 0 0 0	0 1 0 0 0	1 0 0 0 0	1 0 0 0 0	
Inning Stats	R: 1 E: 0 K: 0 S: 6 H: 1 LOB: 0 BB: 1 P: 12	R: 1 E: 1 K: 0 S: 10 H: 2 LOB: 1 BB: 0 P: 16	R: 0 E: 0 K: 0 S: 8 H: 0 LOB: 0 BB: 1 P: 16	R: 0 E: 0 K: 1 S: 11 H: 0 LOB: 1 BB: 1 P: 19	R: 0 E: 0 K: 2 S: 9 H: 0 LOB: 0 BB: 0 P: 14	R: 0 E: 0 K: 0 S: 7 H: 0 LOB: 0 BB: 0 P: 14	R: 3 E: 0 K: 0 S: 15 H: 4 LOB: 2 BB: 1 P: 24	R: 4 E: 2 K: 0 S: 17 H: 5 LOB: 2 BB: 0 P: 30		1B: 8 2B: 3 3B: 0 HR: 1 SF: 2 SAC: 1 DP: 1 HBP: 0		WP: 0 PB: 0 SB: 2 CS: 1 PA: 39				

PITCHER		IP	WLS	BF	H	R	ER	SO	BB	IBB	HBP	BLK	WP	HR	S	P	ERA	WHIP
34 Joe Saunders, L ERA: 3.91	(1, 1)	6.0	L	25	5	5	5	3	4	0	0	0	0	1	55	100	7.50	1.500
47 Joe Paterson, L ERA: 2.89	(7, 1)	1.0		5	2	0	0	0	0	0	0	0	0	0	11	15	0.00	2.000
29 Brad Ziegler, R ERA: 2.47	(8, 1)	0.0		4	3	4	1	0	0	0	0	0	0	0	7	14	∞	∞
19 Zach Duke, L ERA: 4.98	(8, 1)	1.0		5	2	0	0	0	0	0	0	0	0	0	10	16	0.00	2.000

PITCHER	IP	WLS	BF	H	R	ER	SO	BB	IBB	HBP	BLK	WP	HR	S	P	ERA	WHIP

Arizona Diamondbacks @ Philadelphia Phillies

Citizens Bank Park, Philadelphia, PA

Thu Aug 18 2011, 7:10 PM - 11:58 PM EDT

Att. 45,633 - Cloudy - 85 F

TOP

livebaseballscorecards.com

Batter	1	2	3	4	5	6	7	8	9	AB	R	H	RBI	BB	SO	LOB
18 Willie Bloomquist, R (1, 6) OBP: 0.316, SLG: 0.350	C FF 88 X FF 88 0-1 ① G4-3		B FF 89 F SL 85 X FF 89 1-1 ③ L1-3			C SI 91 X SI 91 0-1 ② G4-3		X FF 92 0-0 ③ P2		4	0	0	0	0	0	1
14 Ryan Roberts, R (1, 5) OBP: 0.351, SLG: 0.447	C FF 91 C SL 86 X FF 90 0-2 ② P4			C SI 91 B SL 82 B SI 92 F SI 90 B CH 83 F SI 92 S SI 92 3-3 ① K		C SL 82 S SI 91 B SL 82 X SI 92 1-2 ③ G5-3			X FF 93 0-0 ① G6-3	4	0	0	0	0	1	0
10 Justin Upton, R (1, 9) OBP: 0.372, SLG: 0.552	X FF 90 0-0 ③ F9			B SI 93 C SL 83 C SL 84 B SI 93 X SI 92 2-2 ② G5-3			C FF 93 B FF 94 C SL 82 X FF 93 1-2 ① G4-3		B FF 94 S FF 94 C FF 94 B FF 95 F FF 94 B CH 84 S CH 82 3-3 ② K	4	0	0	0	0	1	0
26 Miguel Montero, L (1, 2) OBP: 0.341, SLG: 0.441		C FF 88 C FF 89 X SL 84 0-2 ① F9		F SI 92 B SI 92 F CH 85 X SL 82 1-2 2B			C FF 94 F CH 86 B FF 94 T SL 81 1-2 ② K		B CH 83 B FF 93 F FF 93 S FF 93 X FF 95 2-2 ③ F7	4	0	1	0	0	1	0
24 Chris Young, R (1, 8) OBP: 0.318, SLG: 0.421		C FF 91 B FF 87 C SI 90 S SL 85 1-3 ② K		C SL 81 X SI 92 0-1 ③ G6-3			B SL 81 B SL 80 B FF 93 C FF 93 B FF 93 4-1 BB			2	0	0	0	1	1	1
2 Kelly Johnson, L (1, 4) OBP: 0.289, SLG: 0.413		B FF 91 B FF 90 C FF 90 F CH 84 B SL 86 F FF 92 C SI 91 3-3 ③ K			F SI 90 C SI 91 F CH 85 S SL 82 0-3 ① K		1 SAFE 1 SAFE 1 SAFE B FF 93 1 SAFE B FF 92 X FF 93 2-0 ③ F8			3	0	0	0	0	2	1
44 Paul Goldschmidt, R (1, 3) OBP: 0.353, SLG: 0.596			C FF 90 B FF 90 X SL 85 1-1 31 SH3-4 1B		C SI 91 S SI 91 B SI 92 S SL 84 1-3 ② K			F FF 93 X SL 80 0-1 HR		3	1	2	1	0	1	0
8 Gerardo Parra, L (1, 7) OBP: 0.353, SLG: 0.427			X FF 88 0-0 ① L4		B SI 91 F CH 85 F CH 84 S SI 93 1-3 ③ K			C FF 91 C FF 92 F SL 82 S FF 92 0-3 ① K		3	0	0	0	0	2	1
31 Ian Kennedy, R (1, 1) OBP: 0.125, SLG: 0.109 15 Micah Owings, R (4, 1) OBP: 0.222, SLG: 0.222 39 Bryan Shaw, S (7, 1) 4 Collin Cowgill, R (8, PH) OBP: 0.256, SLG: 0.171 47 Joe Paterson, R (8, 1) 30 David Hernandez, R (8, 1)			C FC 88 B FF 87 1 SAFE X FF 87 1-1 ② SH3-4 1-2			F SI 91 F SL 82 X SI 92 0-2 ① G5-3		C FF 91 F FF 92 S SL 83 0-3 ② K2-3		0 1 0 1 0 0	0 0 0 0 0 0	0 0 0 0 0 0	0 0 0 0 0 0	0 0 0 1 0 0	0 0 0 0 0 0	0 0 0 0 0 0

	AB	29
	R	1
	H	3
	RBI	1
	BB	1
	SO	10
	LOB	4

Inning Stats	1	2	3	4	5	6	7	8	9	1B: 1	SF: 0	WP: 0	PA: 31
R:	0	0	0	0	0	0	0	1	0	2B: 1	SAC: 1	PB: 0	
E:	0	0	0	0	0	0	0	0	0	3B: 0	DP: 0	SB: 0	
K:	0	2	0	1	3	0	1	2	1	HR: 1	HBP: 0	CS: 0	
S:	6	10	7	12	10	8	8	10	8				
H:	0	0	1	1	0	0	0	1	0				
LOB:	0	0	0	1	0	1	1	0	0				
BB:	0	0	0	0	0	0	1	0	0				
P:	6	14	10	18	12	9	16	10	13				

PITCHER		IP	WLS	BF	H	R	ER	SO	BB	IBB	HBP	BLK	WP	HR	S	P	ERA	WHIP
49 Vance Worley, R ERA: 2.76	(1, 1)	3.0		10	1	0	0	2	0	0	0	0	0	0	23	30	0.00	0.333
57 David Herndon, R ERA: 3.79	(4, 1)	3.0	W	10	1	0	0	4	0	0	0	0	0	0	30	39	0.00	0.333
40 Michael Stutes, R ERA: 3.4	(7, 1)	1.0		5	1	1	1	1	1	0	0	0	0	1	10	18	9.00	2.000
37 Antonio Bastardo, L ERA: 1.35	(8, 1)	1.0	H	3	0	0	0	2	0	0	0	0	0	0	8	8	0.00	0.000
46 Ryan Madson, R ERA: 2.06	(9, 1)	1.0	S	3	0	0	0	1	0	0	0	0	0	0	8	13	0.00	0.000

PITCHER		IP	WLS	BF	H	R	ER	SO	BB	IBB	HBP	BLK	WP	HR	S	P	ERA	WHIP

BOTTOM

Arizona Diamondbacks @ Philadelphia Phillies
Citizens Bank Park, Philadelphia, PA
Thu Aug 18 2011, 7:10 PM - 11:58 PM EDT
Att. 45,633 - Cloudy - 85 F

livebaseballscorecards.com

Batter	1	2	3	4	5	6	7	8	9	AB	R	H	RBI	BB	SO	LOB
11 Jimmy Rollins, S (1, 6) OBP: 0.341, SLG: 0.402	F SI 87 B FF 90 B SL 85 F FF 89 F KC 78 B FF 91 F FF 90 F FF 90 S CH 82 3-3 ① K		X SI 86 0-0 15 HR 1B	C FF 88 F FF 87 F FF 87 B FF 86 X FC 87 1-2 ③ P4			B FC 92 B FC 94 B FC 93 B FF 91 4-0 15 FC4-6 BB			3	1	1	0	1	1	0
15 John Mayberry Jr., R (1, 8) OBP: 0.320, SLG: 0.503	C SI 90 X SI 89 0-1 ② G6-3		B SI 88 X SI 88 1-0 1-H HR		C SL 81 B SL 82 X FF 87 1-1 ① P4		1 SAFE 1 SAFE B FC 92 B FC 92 C FC 93 X FC 91 2-1 1-2f ① FC4-6 26 G3			4	1	1	2	0	0	1
26 Chase Utley, L (1, 4) OBP: 0.364, SLG: 0.457	C SI 89 B SI 89 F SI 89 C SI 92 1-3 ③ K		B SI 89 F CH 80 F SI 90 B KC 77 B CH 82 X CH 80 3-2 3 BB 1B		B FF 86 B CH 80 C FF 85 C FC 86 X FF 86 2-2 29 2B 2B		C FF 92 C FF 93 X FF 92 0-2 ② G3 1-2			4	1	2	0	0	1	1
3 Hunter Pence, R (1, 9) OBP: 0.363, SLG: 0.479		C FF 89 B SL 85 B CH 80 C FF 89 F CH 80 C FF 90 2-3 ① K	S CH 80 B FF 89 1 SAFE F SI 87 B CH 78 B CH 79 D CH 80 4-2 1-2 BB		F FF 88 B SL 80 F SL 82 F FC 85 B FC 85 F FF 87 X SL 80 2-2 ② G5-3		C SL 81 B SL 81 C SL 80 B FC 94 S FC 93 2-3 ③ K			3	0	0	0	1	2	2
29 Raul Ibanez, L (1, 7) OBP: 0.284, SLG: 0.413		C FF 90 F SI 90 F FF 91 B KC 78 X SI 92 1-2 21 2B 2B	C SI 88 F SI 88 C FF 88 0-3 ① K		B CH 79 F FF 87 F FF 87 F FC 87 B SL 81 X FF 86 2-2 2-H 2B			C SL 71 B SL 71 B FF 86 F SL 71 F FF 85 B FF 87 X SL 73 3-2 E1 23 G3		4	1	2	1	0	1	2
7 Ross Gload, L (1, 3) OBP: 0.256, SLG: 0.288		B CH 81 S CH 82 B CH 80 F SI 90 F KC 78 X FF 91 2-2 ② P1	F SI 88 X SI 89 0-1 ② F7		C CH 79 F FF 87 S FF 85 0-3 ③ K			S SI 84 F SL 73 X SL 72 0-2 ① P6		4	0	0	0	0	1	5
23 Brian Schneider, L (1, 2) OBP: 0.255, SLG: 0.284		B FF 90 B FF 90 B CH 80 B SI 88 4-0 21 2B BB	T SI 87 X SI 87 0-1 ③ P6			B FC 86 X FF 86 1-0 ① F9	C SL 73 1 SAFE C SI 85 1 SAFE 1 SAFE B FF 85 F SL 74 X SL 71 1-2 ② G3 1-2			3	0	0	0	1	0	3
21 Wilson Valdez, R (1, 5) OBP: 0.285, SLG: 0.306		X SL 84 0-0 1-3 2-H 2B		C FF 88 B FF 86 F FF 86 S SL 81 1-3 ① K		B FF 86 B FC 87 B FF 85 B FC 84 4-0 10 CS BB	C CU 77 C FF 93 B CU 82 X CU 82 1-2 ③ G6-3			3	0	1	1	1	1	1
49 Vance Worley, R (1, 1) OBP: 0.188, SLG: 0.219 57 David Herndon, R (4, 1) 10 Ben Francisco, R (6, PH) OBP: 0.325, SLG: 0.355 40 Michael Stutes, R (7, 1) 37 Antonio Bastardo, R (8, 1) 46 Ryan Madson, L (9, 1)		X SI 89 0-0 ③ G6-3		C FF 87 S FF 87 S FF 88 0-3 ② K		C SL 81 S FC 84 F FF 86 B SL 81 1 SAFE B FF 85 B FF 86 F SL 81 1 SAFE 3-3 S FC 85 ② ③ K 1-2				1 1 1 0 0 0 0	0 0 0 0 0 0 0	0 0 0 0 0 0 0	0 0 0 0 0 0 0	0 1 1 0 0 0 0	0 0 1 0 0 0 0	2 0 1 0 0 0 0
Inning Stats	R: 0 E: 0 K: 2 S: 11 H: 0 LOB: 0 BB: 0 P: 15	R: 1 E: 0 K: 1 S: 14 H: 2 LOB: 2 BB: 1 P: 23	R: 2 E: 0 K: 1 S: 14 H: 3 LOB: 2 BB: 1 P: 22	R: 0 E: 0 K: 2 S: 10 H: 0 LOB: 0 BB: 0 P: 12	R: 1 E: 0 K: 1 S: 17 H: 2 LOB: 1 BB: 0 P: 24	R: 0 E: 0 K: 1 S: 6 H: 0 LOB: 1 BB: 1 P: 14	R: 0 E: 0 K: 1 S: 8 H: 0 LOB: 1 BB: 1 P: 16	R: 0 E: 1 K: 0 S: 14 H: 0 LOB: 1 BB: 0 P: 19		1B: 2 2B: 5 3B: 0 HR: 1 SF: 0 SAC: 0 DP: 1 HBP: 0			WP: 0 PB: 0 SB: 0 CS: 1 PA: 35		

	AB	31
	R	4
	H	7
	RBI	4
	BB	4
	SO	9
	LOB	18

PITCHER		IP	WLS	BF	H	R	ER	SO	BB	IBB	HBP	BLK	WP	HR	S	P	ERA	WHIP
31 Ian Kennedy, R ERA: 3.22	(1, 1)	3.0	L	16	5	3	3	4	2	0	0	0	0	1	39	60	9.00	2.333
15 Micah Owings, R ERA: 2.65	(4, 1)	3.0		11	2	1	1	4	1	0	0	0	0	0	33	50	3.00	1.000
39 Bryan Shaw, R ERA: 2.7	(7, 1)	1.0		4	0	0	0	1	1	0	0	0	0	0	8	16	0.00	1.000
47 Joe Paterson, L ERA: 2.83	(8, 1)	0.2		3	0	0	0	0	0	0	0	0	0	0	11	15	0.00	0.000
30 David Hernandez, R ERA: 2.82	(8, 1)	0.1		1	0	0	0	0	0	0	0	0	0	0	3	4	0.00	0.000

PITCHER	IP	WLS	BF	H	R	ER	SO	BB	IBB	HBP	BLK	WP	HR	S	P	ERA	WHIP

Batter	1	2	3	4	5	6	7	8	9	AB	R	H	RBI	BB	SO	LOB
11 Jimmy Rollins, S (1, 6) OBP: 0.341, SLG: 0.402	C CH 77 X SI 81 0-1 ① F7		C CU 66 B FF 82 B CH 78 F FF 82 B SI 83 F SI 81 F SI 84 X SI 84 3-2 15 3B 2B	B SI 82 F SI 82 X CH 78 1-1 ② G4-3			B CH 88 F CH 84 B SI 90 X SI 88 2-1 ② G5-3			4	1	1	0	0	0	0
15 John Mayberry Jr., R (1, 8) OBP: 0.323, SLG: 0.511	B FF 82 B SL 77 B SL 75 B FF 82 4-0 26 FC4-6 BB		X SL 79 0-0 26 2B 2-H 3B	B SI 84 F SI 83 B SI 84 X CU 67 2-1 ③ G6-3			C SI 90 B SI 89 B SL 81 S CH 85 B CH 84 X CH 83 3-2 ③ F9			3	1	1	1	1	0	0
26 Chase Utley, L (1, 4) OBP: 0.363, SLG: 0.457	X CH 80 0-0 ② FC4-6 3 FC5 6 BB 1-2f		B FF 84 X CU 67 1-0 6 1B 3-H 2B		B FF 91 C FF 91 B SI 92 X SI 92 2-1 ① G1-3			B SI 90 F SI 91 F SI 92 B SL 80 C CH 84 2-3 ① K		4	1	1	1	0	1	1
6 Ryan Howard, L (1, 3) OBP: 0.344, SLG: 0.489	1 SAFE F SL 78 B SL 78 S CU 67 B SI 85 B CH 77 D CU 68 4-2 3 FC5 1-2 BB		X SL 80 0-0 29 FC6-4 3 1B 51 1B 2-H 1B		B SI 92 S SL 83 S SI 91 S SL 81 1-3 ② K			B SL 77 S SI 92 B SI 91 S SL 78 F SI 91 B CH 86 S SL 77 3-3 ② K		3	1	1	1	1	2	0
3 Hunter Pence, R (1, 9) OBP: 0.364, SLG: 0.479	B SL 79 B CU 64 C SL 78 X CU 65 2-1 ③ FC5 1-2 2-3f		C SI 86 X SL 80 0-1 29 FC6-4 1-2 1B		B SI 91 B SI 91 B SI 91 C SI 90 X CH 85 3-1 ③ G5-3			C SI 92 B SI 92 B CH 86 B SI 92 D CH 84 4-1 BB		3	0	1	0	1	0	2
29 Raul Ibanez, L (1, 7) OBP: 0.281, SLG: 0.409		B CH 80 X SL 78 1-0 ① G3	X SI 84 0-0 ② FC6-4 51 1B 21 1B 1-2f 2-3			B FF 90 B FF 90 S SI 88 B SL 78 F SI 90 S SL 83 3-3 ① K		C SI 92 B SI 92 X SI 93 1-1 ③ G4-3		4	0	0	0	0	1	3
51 Carlos Ruiz, R (1, 2) OBP: 0.360, SLG: 0.367		C SI 83 C SI 83 X SI 86 0-2 ② G3	S SL 81 X SI 85 0-1 21 1B 1-2 3-H 1B			B SI 91 X SL 79 1-0 21 L6 2B			F SI 95 B SI 95 X SL 86 1-1 ① F8	4	0	2	1	0	0	0
21 Wilson Valdez, R (1, 5) OBP: 0.284, SLG: 0.305		B SI 84 X SI 84 1-0 ③ G6-3	D CU 69 X SL 80 1-0 ③ 1-3 2-H 1B			B SI 91 B CH 86 S SI 89 X CH 85 2-1 ②③ L6 2-2			F SL 85 B SL 86 B SI 95 B SI 95 F SI 95 X SI 96 3-2 ② G4-3	4	0	1	0	0	0	1
44 Roy Oswalt, R (1, 1) OBP: 0.250, SLG: 0.143 38 Kyle Kendrick, R (1, 1) OBP: 0.273, SLG: 0.238 10 Ben Francisco, R (7, PH) OBP: 0.324, SLG: 0.353 54 Brad Lidge, R (7, 1) 37 Antonio Bastardo, R (8, 1) 7 Ross Gload, L (9, PH) OBP: 0.253, SLG: 0.284 46 Ryan Madson, L (9, 1)			B FF 82 B FF 82 F FF 81 X SL 76 2-1 ① G4-3	F SI 83 S SL 79 B SL 78 F SL 79 X CU 67 1-2 ① G5-3			B SI 88 F SI 88 B SI 89 B FF 90 X SI 88 3-1 ① G5-3		B FF 94 X SI 95 1-0 ③ G4-3	0 2 1 0 0 1 0	0 0 0 0 0 0 0	0 0 0 0 0 0 0	0 0 0 0 0 0 0	0 0 0 0 0 0 0	0 0 0 0 0 0 0	0 0 0 0 0 0 0

TOP

Philadelphia Phillies @ Washington Nationals
Nationals Park, Washington, DC
Fri Aug 19 2011, 7:07 PM - 12:25 AM EDT
Att. 37,841 - Cloudy - 78 F

livebaseballscorecards.com

AB	33
R	4
H	8
RBI	4
BB	3
SO	4
LOB	7

Inning Stats	1	2	3	4	5	6	7	8	9
	R: 0 E: 0 K: 0 S: 7	H: 0 LOB: 2 BB: 2 P: 17	R: 0 E: 0 K: 0 S: 5	H: 0 LOB: 0 BB: 0 P: 7	R: 4 E: 0 K: 0 S: 16	H: 7 LOB: 2 BB: 0 P: 23	R: 0 E: 0 K: 0 S: 8	H: 0 LOB: 0 BB: 0 P: 12	R: 0 E: 0 K: 1 S: 7	H: 0 LOB: 0 BB: 0 P: 13	R: 0 E: 0 K: 1 S: 6	H: 1 LOB: 0 BB: 0 P: 12	R: 0 E: 0 K: 0 S: 7	H: 0 LOB: 0 BB: 0 P: 15	R: 0 E: 0 K: 2 S: 10	H: 0 LOB: 1 BB: 1 P: 20	R: 0 E: 0 K: 0 S: 6	H: 0 LOB: 0 BB: 0 P: 11

| | | |

BOTTOM

Batter	1	2	3	4	5	6	7	8	9	AB	R	H	RBI	BB	SO	LOB
20 Ian Desmond, R (1, 6) OBP: 0.279, SLG: 0.323	C SI 90 B SI 90 X SI 91 1-1 G6-3		B FC 86 C SI 90 X FC 87 1-1 2-H 2B		B SI 90 B SI 91 C SI 90 T SI 91 C SI 91 2-3 K		B SL 80 X SL 81 1-0 F7		F CH 82 F FF 93 D CH 85 B FF 93 F FF 93 X FF 93 2-2 1-2 2-3 3-H 11 HR 1B	5	1	2	2	0	1	1
24 Rick Ankiel, L (1, 8) OBP: 0.306, SLG: 0.371	C CH 84 F FC 88 C FC 89 0-3 K		C SI 90 T FC 87 F SL 82 F SL 82 B SI 90 B FC 88 B CH 84 C FC 89 3-3 K		C SI 91 B SI 91 F CH 84 X CH 84 1-2 F8			S SL 80 F FF 92 F SL 83 S SL 85 0-3 K	B FF 94 S CH 84 F CH 83 S CH 83 1-3 K	5	0	0	0	0	4	5
11 Ryan Zimmerman, R (1, 5) OBP: 0.372, SLG: 0.478	B SI 91 X FC 87 1-0 L8			B SI 90 C SI 90 X SI 90 1-1 F8		X SI 89 0-0 2B		C FF 92 B FF 92 X SL 84 1-1 G6-3	B FF 94 F FC 92 B FF 93 F FF 94 D CH 84 X FF 92 3-2 1-H 2-H 3-H HR	5	1	2	4	0	0	0
19 Laynce Nix, L (1, 3) OBP: 0.296, SLG: 0.452 38 Michael Morse, R (8, PH) OBP: 0.369, SLG: 0.557 (9, 3)		C SI 90 X FC 87 0-1 P4		B SI 90 B SI 90 C FC 86 X SI 91 2-1 E5		B FC 88 F FC 88 S CH 84 B CH 84 F FC 88 X CH 85 2-2 F7		T FF 92 B SL 83 B SL 83 F FF 92 F FF 93 B FF 93 X FF 93 3-2 F7		3 1	0 0	0 0	0 0	0 0	0 0	1 0
28 Jayson Werth, R (1, 9) OBP: 0.331, SLG: 0.381		B SI 91 B SI 91 C FC 86 X CH 84 2-1 G6-3		C SI 91 C SI 91 X FC 88 0-2 G1-3		B SI 91 B FC 88 X FC 88 2-0 L8			C FF 95 S CH 83 F FF 94 F CH 85 B CH 84 F FF 93 F CH 84 F FF 96 B FC 92 3-2 B FC 91 X FF 95 8 1B 30 1B 1B	4	1	1	0	0	0	2
8 Danny Espinosa, S (1, 4) OBP: 0.311, SLG: 0.407		F SI 90 B SL 80 F FC 87 S SI 91 1-3 K		F FC 88 B CH 84 B CH 83 F CH 82 F SI 91 B SI 90 X FC 88 3-2 P2		B SI 92 F CH 84 B FC 88 B FC 88 C SI 91 F FC 89 B CH 84 4-2 BB			F FF 93 F FC 90 X CH 84 0-2 3 SH1-2-4 30 1B 20 1B 1-2 1B	3	1	1	0	1	1	1
30 Jonny Gomes, R (1, 7) OBP: 0.328, SLG: 0.400			C SI 90 B SL 81 X CH 83 1-1 F7		F CH 81 B SI 90 F SI 90 X SI 91 1-2 G1-3	C FC 88 F FC 90 D CH 85 X SI 91 1-2 L5			C FF 93 D CH 84 X FF 94 1-1 20 1B 3 SH1-2-4 11 HR 1-2 2-H 1B	4	1	1	1	0	0	2
3 Wilson Ramos, R (1, 2) OBP: 0.318, SLG: 0.407			B SI 91 C SI 90 X SI 91 1-1 61 SH2-4 20 2B 1B		X SL 80 0-0 HR		C FF 89 C SL 80 S SL 80 0-3 K		X FF 92 0-0 SH1-2-4 1-2 2-3	3	2	2	1	0	1	0
61 Livan Hernandez, R (1, 1) OBP: 0.231, SLG: 0.231 32 Tom Gorzelanny, R (5, 1) OBP: 0.172, SLG: 0.111 13 Alex Cora, L (7, PH) OBP: 0.288, SLG: 0.263 17 Sean Burnett, L (8, 1) OBP: 1.000, SLG: 1.000 60 Todd Coffey, R (9, 1) 26 Jesus Flores, R (9, PH) OBP: 0.295, SLG: 0.390			C SI 90 L SL 81 X SI 91 0-2 SH2-4 1-2		C SI 90 X SI 90 0-1 1B		B SL 81 X FF 89 1-0 G4-3		I IN 69 I IN 71 I IN 72 I IN 70 4-0 20 1B 11 HR IBB	0 1 1 0 0 0	0 0 0 0 0 1	0 1 0 0 0 0	0 0 0 0 0 1	0 0 0 0 0 0	0 0 0 0 0 0	0 0 0 0 0 0
Inning Stats	R: 0 E: 0 K: 1 S: 6 H: 0 LOB: 0 BB: 0 P: 8	R: 0 E: 0 K: 1 S: 7 H: 0 LOB: 0 BB: 0 P: 10	R: 1 E: 0 K: 1 S: 14 H: 2 LOB: 1 BB: 0 P: 20	R: 0 E: 1 K: 0 S: 11 H: 0 LOB: 1 BB: 0 P: 17	R: 1 E: 0 K: 1 S: 12 H: 2 LOB: 1 BB: 0 P: 16	R: 0 E: 0 K: 0 S: 12 H: 1 LOB: 2 BB: 1 P: 21	R: 0 E: 0 K: 1 S: 5 H: 0 LOB: 0 BB: 0 P: 7	R: 0 E: 0 K: 1 S: 10 H: 0 LOB: 0 BB: 0 P: 14	R: 6 E: 0 K: 1 S: 24 H: 5 LOB: 0 BB: 1 P: 38	1B: 6 2B: 2 3B: 0 HR: 2 SF: 0 SAC: 2 DP: 0 HBP: 0						WP: 0 PB: 0 SB: 0 CS: 0 PA: 39	

PITCHER		IP	WLS	BF	H	R	ER	SO	BB	IBB	HBP	BLK	WP	HR	S	P	ERA	WHIP
44 Roy Oswalt, R ERA: 3.84	(1, 1)	0.0		0	0	0	0	0	0	0	0	0	0	0	0	0	∞	∞
38 Kyle Kendrick, R ERA: 3.24	(1, 1)	6.0		25	5	2	2	4	1	0	0	0	0	1	62	92	3.00	1.000
54 Brad Lidge, R ERA: 1.17	(7, 1)	1.0	H	3	0	0	0	1	0	0	0	0	0	0	5	7	0.00	0.000
37 Antonio Bastardo, L ERA: 1.32	(8, 1)	1.0	H	3	0	0	0	1	0	0	0	0	0	0	10	14	0.00	0.000
46 Ryan Madson, R ERA: 3.25	(9, 1)	0.2	L	8	5	6	6	1	0	1	0	0	0	1	24	38	81.00	7.500

Philadelphia Phillies @ Washington Nationals
Nationals Park, Washington, DC
Fri Aug 19 2011, 7:07 PM - 12:25 AM EDT
Att. 37,841 - Cloudy - 78 F

livebaseballscorecards.com

AB	35
R	8
H	10
RBI	8
BB	2
SO	7
LOB	12

Batter	1	2	3	4	5	6	7	8	9	AB	R	H	RBI	BB	SO	LOB
11 Jimmy Rollins, S (1, 6) OBP: 0.343, SLG: 0.403	X SI 92 0-0 ① G1-6-3		C SI 91 F CH 86 B SL 81 X SI 90 1-2 1B		C CH 85 B CH 86 X SI 90 1-1 ① G5-3	C FF 95 T SI 94 B CU 82 X SI 95 1-2 ② 8 1B 1-3 2-H 3-H 1B		B FF 101 B FF 100 F FF 100 B FF 98 S FF 99 B FF 98 4-2 BB		4	0	2	2	1	0	0
8 Shane Victorino, S (1, 8) OBP: 0.388, SLG: 0.539	C SI 92 F SI 93 X FF 92 0-2 ② F8		C SI 89 F CU 74 F CH 85 X FF 92 0-2 ② F7		B SI 91 C SI 91 X CU 74 1-1 ② G5-3	S CU 81 B SI 94 2 SAFE B CH 88 F SI 94 F SI 95 X CU 81 2-2 26 BB 2-3 1B		C FF 99 T CH 93 F CH 91 X FF 99 0-2 ③ F9		5	0	1	0	0	0	2
26 Chase Utley, L (1, 4) OBP: 0.363, SLG: 0.452	B FF 92 F SI 91 F SI 92 S SL 85 1-3 ③ K		F FF 90 S SL 80 X SL 81 0-2 ③ G3		B SI 90 B SI 89 F SI 89 C SI 90 B SL 80 B SI 90 4-2 BB	B SI 95 B FF 94 1 SAFE 1 SAFE B SI 93 B FF 93 4-0 1-2 BB			C SI 93 C FS 84 X SI 95 0-2 ① F7	3	0	0	0	2	1	1
6 Ryan Howard, L (1, 3) OBP: 0.343, SLG: 0.485		C SI 92 B CU 76 S SL 83 B FF 94 B SL 82 B SI 92 4-2 51 1B 15 BB 21 FC5-2 BB		F SL 80 F SI 89 X SL 81 0-2 ① F7	B FF 89 1 SAFE 1 SAFE F SI 90 X SL 81 1-1 ③ F8	B CU 80 B SI 94 T FF 93 F SI 95 F SI 95 C CU 80 2-3 ③ K			B SI 94 X SI 95 1-0 ② G4-3	4	0	0	0	1	1	4
3 Hunter Pence, R (1, 9) OBP: 0.364, SLG: 0.483		F SI 91 B SI 91 X SI 91 1-1 ① F9		F CH 83 X SI 88 0-1 ② G5-3		B SI 89 X SL 81 1-0 HR	C FF 93 C SI 93 B CU 82 F CU 80 B FF 94 B FF 94 X FF 94 3-2 ① G6-3		B SI 95 B FF 93 B FF 94 C SI 94 C FF 94 F SI 94 B SI 93 4-2 BB	4	1	1	1	1	0	1
15 John Mayberry Jr., R (1, 7) OBP: 0.330, SLG: 0.511		B SI 92 C SI 86 B SI 88 B FF 92 F SI 92 B CH 86 4-2 21 FC5-2 51 1B 1-2 BB		C SI 91 F SI 90 B FF 90 B SL 78 X CH 86 2-2 51 CS 21 3B 1B		F CH 84 F SI 92 X FF 91 0-2 21 FC5 51 1B 1B	C FF 95 B FF 95 S CU 80 S CU 81 1-3 ② K		X SI 95 0-0 ③ F9	4	1	2	0	1	1	1
51 Carlos Ruiz, R (1, 2) OBP: 0.365, SLG: 0.370		X SI 91 0-0 1-2 2-3 1B		D CH 86 B FF 89 1 SAFE B SI 92 B SI 89 4-0 21 3B 1-2 BB		X SI 90 0-0 44 SH 21 FC5 11 1B 1-2 1B	C CU 79 B CU 80 C CU 80 X FF 94 1-2 ③ G6-3			3	2	2	0	1	0	0
21 Wilson Valdez, R (1, 5) OBP: 0.284, SLG: 0.313		B FF 92 F SI 93 F FF 91 X SL 83 1-2 ② ③ FC5-2 2-3 3-H		B CU 74 S FF 90 X SI 90 1-1 1-H 2-H 3B		B FF 93 X FF 92 1-0 ① FC5 44 SH 11 1B 1-2 2-3f		F FF 98 F FF 98 B SL 83 F FF 98 C SL 85 1-3 ① K		4	1	1	2	0	1	5
44 Roy Oswalt, R (1, 1) OBP: 0.222, SLG: 0.125 40 Michael Stutes, R (9, 1)			C SI 88 X SI 89 0-1 ① G3		F SI 90 C SI 89 X SL 80 0-2 ③ G5-3	2 SAFE B FF 91 C FF 92 X SI 93 1-1 SH 11 1B 1-2 2-3		C FF 100 B FF 99 S SL 84 B SL 85 S FF 100 2-3 ② K		3 0	0 0	0 0	0 0	0 0	1 0	1 0
Inning Stats	R: 0 E: 0 K: 1 S: 7 H: 0 LOB: 0 BB: 0 P: 8	R: 0 E: 0 K: 0 S: 10 H: 1 LOB: 1 BB: 2 P: 20	R: 0 E: 0 K: 0 S: 12 H: 1 LOB: 1 BB: 0 P: 13	R: 2 E: 0 K: 0 S: 13 H: 2 LOB: 1 BB: 1 P: 20	R: 0 E: 0 K: 0 S: 8 H: 0 LOB: 1 BB: 1 P: 15	R: 3 E: 0 K: 1 S: 19 H: 5 LOB: 3 BB: 1 P: 31	R: 0 E: 0 K: 1 S: 10 H: 0 LOB: 0 BB: 0 P: 15	R: 0 E: 0 K: 2 S: 13 H: 0 LOB: 1 BB: 1 P: 20	R: 0 E: 0 K: 0 S: 8 H: 0 LOB: 1 BB: 1 P: 13	1B: 7 2B: 0 3B: 1 HR: 1 SF: 0 SAC: 1 DP: 1 HBP: 0						

TOP

Philadelphia Phillies @ Washington Nationals
Nationals Park, Washington, DC
Sat Aug 20 2011, 7:06 PM - 9:56 PM EDT
Att. 44,685 - Partly Cloudy - 86 F

livebaseballscorecards.com

AB	34
R	5
H	9
RBI	5
BB	7
SO	5
LOB	15

PITCHER		IP	WLS	BF	H	R	ER	SO	BB	IBB	HBP	BLK	WP	HR	S	P	ERA	WHIP
31 John Lannan, L ERA: 3.61	(1, 1)	5.0	L	25	7	5	3	1	4	0	0	0	0	1	55	82	5.40	2.200
23 Collin Balester, R ERA: 3.74	(6, 1)	2.0		9	2	0	0	2	1	0	0	0	0	0	24	40	0.00	1.500
63 Henry Alberto Rodriguez, R ERA: 4.37	(8, 1)	1.0		4	0	0	0	2	1	0	0	0	0	0	13	20	0.00	1.000
52 Ryan Mattheus, R ERA: 2.57	(9, 1)	1.0		4	0	0	0	0	1	0	0	0	0	0	8	13	0.00	1.000

PITCHER		IP	WLS	BF	H	R	ER	SO	BB	IBB	HBP	BLK	WP	HR	S	P	ERA	WHIP

WP: 0	PA: 42		
PB: 0			
SB: 0			
CS: 1			

BOTTOM

Philadelphia Phillies @ Washington Nationals
Nationals Park, Washington, DC
Sat Aug 20 2011, 7:06 PM - 9:56 PM EDT
Att. 44,685 - Partly Cloudy - 86 F

livebaseballscorecards.com

Batter	1	2	3	4	5	6	7	8	9	AB	R	H	RBI	BB	SO	LOB
20 Ian Desmond, R (1, 6) OBP: 0.276, SLG: 0.320	F FF 92 B FF 92 X FF 92 1-1 F9 ①		C FF 93 B SI 92 B FF 92 S CH 84 X FC 85 2-2 G4-3 ②		X FF 91 0-0 FC6-4 24 FC4-6 ② 1-2f			B CH 80 C FF 90 B FF 92 F FF 91 C FC 84 2-3 K ①		4	0	0	0	0	1	1
24 Rick Ankiel, L (1, 8) OBP: 0.302, SLG: 0.366	C FF 93 S FF 89 F FF 94 F FF 93 S CH 82 0-3 K ②		X CH 83 0-0 P6 ③		B FC 87 X FF 92 1-0 FC4-6 ③ 1-2f			B FF 92 F FF 91 C SI 92 F FC 82 B FF 92 F CH 82 F FF 93 F FC 84 S FF 93 2-3 K ②		4	0	0	0	0	2	1
11 Ryan Zimmerman, R (1, 5) OBP: 0.377, SLG: 0.483	B FF 94 X FF 93 1-0 38 2B 1B			C CH 82 X CU 68 0-1 38 BB 28 1B 1B		C FF 92 X FC 84 0-1 F9 ①		B FF 92 C FF 91 B SI 93 X FF 93 2-1 38 FC6-4 1B		4	0	3	0	0	0	0
38 Michael Morse, R (1, 3) OBP: 0.370, SLG: 0.558	C FF 94 X SI 93 0-1 1-3 2B			B FF 93 1 SAFE B FC 84 F FC 86 F FF 91 B FF 93 F CH 80 F FF 92 B CH 80 4-2 28 1B 1-2 BB		F FC 85 F CU 67 T FF 94 0-2 K ②		S SI 91 X SI 92 0-1 FC6-4 ③ 1-2f		3	0	1	0	1	1	1
19 Laynce Nix, L (1, 7) OBP: 0.295, SLG: 0.449	F CH 83 S FF 89 S FF 94 0-3 K ③			B FF 93 B FF 93 X FC 84 2-0 P5 ①		C FC 84 B CH 79 X FC 85 1-1 28 PB 1B			C FF 95 B FF 94 B FF 94 B SL 82 X FF 94 3-1 G4-3 ①	4	0	1	0	0	1	4
28 Jayson Werth, R (1, 9) OBP: 0.331, SLG: 0.380		B FF 89 C FF 92 B FC 86 F FF 93 X FF 93 2-2 F8 ①		C FF 94 X FC 88 0-1 1-2 2-H 1B ②		B CH 81 B SI 91 C FF 93 C SI 93 D CU 71 X FF 94 3-2 G6-3 ③ 1-2			B FF 95 C SL 82 F FF 93 F FF 95 F FF 95 C SL 80 1-3 K ②	4	0	1	0	0	1	1
8 Danny Espinosa, S (1, 4) OBP: 0.311, SLG: 0.405		B FF 91 F FF 93 S FF 93 F CU 67 S FF 93 1-3 K ②		B FC 86 F FF 92 C FF 92 F SL 75 S FF 92 1-3 K ③			S FF 92 X CU 70 0-1 3 G4-6-3 1B		F FF 94 B SL 80 B SL 81 T FF 94 F SL 80 X FF 94 2-2 G3 ③	4	0	1	0	0	2	2
3 Wilson Ramos, R (1, 2) OBP: 0.315, SLG: 0.403		B SI 93 C SI 92 B FC 84 F CH 81 C FF 93 2-3 K ③			B FF 92 B FF 91 S FF 91 X CH 81 2-1 F8 ①		1 SAFE B SI 90 S FC 83 X SI 89 1-1 G4-6-3 ①② 1-2f			3	0	0	0	0	1	1
31 John Lannan, L (1, 1) OBP: 0.157, SLG: 0.167 23 Collin Balester, R (6, 1) 13 Alex Cora, L (7, PH) OBP: 0.286, SLG: 0.261 63 Henry Alberto Rodriguez (8, R) 52 Ryan Mattheus, R (9, 1)			C FF 91 F FF 92 F CU 70 S SL 77 0-3 K ①		F FF 92 B FC 85 S SI 91 B SL 75 B FF 92 F FF 92 X FF 91 3-2 20 FC6-4 1B		C FC 88 X FF 93 0-1 G6-3 ③			2 0 1 0 0	0 0 0 0 0	1 0 0 0 0	0 0 0 0 0	0 0 0 0 0	1 0 0 0 0	0 0 0 0 0

Inning Stats	1	2	3	4	5	6	7	8	9
R:	0	0	0	0	0	0	0	0	0
E:	0	0	0	0	0	0	0	0	0
K:	2	2	1	1	0	1	0	2	1
S:	13	10	8	13	8	10	6	14	11
H:	2	0	0	2	1	1	1	1	0
LOB:	2	0	0	2	1	1	0	1	0
BB:	0	0	0	1	0	0	0	0	0
P:	15	15	10	20	14	14	7	20	17

1B:	7
2B:	1
3B:	0
HR:	0
SF:	0
SAC:	0
DP:	1
HBP:	0
WP:	0
PB:	1
SB:	0
CS:	0
PA:	34

PITCHER	IP	WLS	BF	H	R	ER	SO	BB	IBB	HBP	BLK	WP	HR	S	P	ERA	WHIP
44 Roy Oswalt, R (1, 1) ERA: 3.51	8.0	W	31	8	0	0	9	1	0	0	0	0	0	82	115	0.00	1.125
40 Michael Stutes, R (9, 1) ERA: 3.33	1.0		3	0	0	0	1	0	0	0	0	0	0	11	17	0.00	0.000

PITCHER	IP	WLS	BF	H	R	ER	SO	BB	IBB	HBP	BLK	WP	HR	S	P	ERA	WHIP

Batter	1	2	3	4	5	6	7	8	9	10	AB	R	H	RBI	BB	SO	LOB
11 Jimmy Rollins, S (1, 6) OBP: 0.342, SLG: 0.402	B SI 90 X SI 91 1-0 ① G3	C SI 92 B SI 93 C FS 83 B SI 95 B CU 80 X SI 94 3-2 ③ G4-3			C SI 90 B SI 93 B SL 83 F SI 90 F SI 88 B CU 79 F SI 90 B SI 91 4-2 8 G3 BB			B FF 92 C FF 92 F FF 93 X CH 82 1-2 ① L7	C SL 84 B FF 95 S SL 84 F SL 83 B FF 95 F SI 95 S SL 84 2-3 ③ K		2	0	0	0	0	0	0
21 Wilson Valdez, R (3, 6) OBP: 0.284, SLG: 0.310											2	0	0	0	1	1	2
8 Shane Victorino, S (1, 8) OBP: 0.389, SLG: 0.537	B FF 91 B SI 91 C SI 92 X SI 91 2-1 6 1B 1B	B SI 90 C SI 92 S SI 92 S CU 80 1-3 ① K	X SI 90 0-0 ② G3 1-2					C CH 82 B FF 93 F CH 80 B FF 93 F CU 78 F FF 93 F CH 82 X CH 81 2-2 1B		C SI 92 B CH 85 F CH 84 X SL 77 1-2 ① P4	5	0	2	0	0	1	1
26 Chase Utley, L (1, 4) OBP: 0.361, SLG: 0.458	C SI 90 B SI 92 X FS 82 1-1 ② F7	C FS 83 F SI 94 F SI 92 B CU 80 B SI 86 B FS 83 F SI 93 X SI 93 3-2 HR	F SI 91 B SI 92 X SI 91 1-1 ③ F8					B FF 93 1 SAFE X FF 93 1-0 ② P4		C SI 92 B SI 90 B SL 78 B SI 92 C SI 93 S SI 91 3-3 ② K	5	1	1	1	0	1	3
6 Ryan Howard, L (1, 3) OBP: 0.341, SLG: 0.482	B SI 91 B FS 82 1 SAFE F SI 91 F SI 90 X SI 93 2-2 1-3 1B	F SI 92 B SI 91 B SI 92 S FS 82 S SI 93 2-3 ② K				B FS 82 B SI 90 X SI 90 2-0 ① G1-3		B FF 94 X FF 92 1-0 ③ F9		B SL 80 X SI 94 1-0 ③ G4-3	5	0	1	0	0	1	1
3 Hunter Pence, R (1, 9) OBP: 0.362, SLG: 0.479	F SI 93 B SI 93 F SL 85 X SI 94 1-2 ③ G1-3		F SL 84 B CU 79 B SI 93 B SI 91 X SI 92 3-1 ③ G6-3			F SI 90 B SI 90 C CU 78 B FF 92 F SI 89 S CU 78 2-3 ② K			C FF 95 B SI 96 B FF 95 X FF 96 2-1 ① G5-3		4	0	0	0	0	1	2
29 Raul Ibanez, L (1, 7) OBP: 0.283, SLG: 0.408		C SI 90 B CU 76 S SI 91 B SI 94 X FS 82 2-2 51 HR 1B	S SI 90 F SI 91 S CU 78 0-3 ① K			C SI 91 S B SL 80 X SI 91 1-2 ③ G6-3			B FF 96 B FF 95 B SI 93 C SI 95 F FF 94 B FF 94 4-2 51 1B 7 1B BB		3	2	1	0	1	1	0
51 Carlos Ruiz, R (1, 2) OBP: 0.366, SLG: 0.382	B SI 91 X SI 90 1-0 1-H HR	B SI 91 B SL 81 X SI 88 2-0 ② G5-3					L SI 93 X SL 85 0-1 ① G5-3		C FF 95 B SI 94 X SI 94 1-1 7 1B 1-2 1B		4	1	2	2	0	0	0
7 Michael Martinez, S (1, 5) OBP: 0.253, SLG: 0.297	C SI 91 C CU 78 X SI 94 0-2 ① G4-3		X SI 90 0-0 ③ G4-3				C SI 94 T FF 94 B SI 94 X SI 94 1-2 ② F8		X FF 94 0-0 1-2 2-H 1B		4	0	1	1	0	0	0
34 Roy Halladay, R (1, 1) OBP: 0.133, SLG: 0.121 39 Michael Schwimer, R (6, 1) 7 Ross Gload, L (9, PH) OBP: 0.250, SLG: 0.280 37 Antonio Bastardo, R (9, 1) 54 Brad Lidge, R (10, 1)	C SI 92 X SI 93 0-1 ② G4-3		X SI 90 0-0 ① F9				C SI 95 C SL 86 B SL 86 B SI 95 T SI 94 2-2 ③ K		C SL 83 B SL 85 C SI 95 T SI 95 1-2 ② K		2 1 1 0 0	0 0 0 0 0	0 0 0 0 0	0 0 1 0 0	0 1 2 0 0	0 0 0 0 0	0 0 2 0 0
Inning Stats	R: 0 H: 2 E: 0 LOB: 2 K: 0 BB: 0 S: 11 P: 18	R: 2 H: 2 E: 0 LOB: 0 K: 0 BB: 0 S: 12 P: 18	R: 1 H: 1 E: 0 LOB: 0 K: 2 BB: 0 S: 13 P: 22	R: 0 H: 0 E: 0 LOB: 0 K: 1 BB: 0 S: 5 P: 7	R: 0 H: 0 E: 0 LOB: 1 K: 0 BB: 1 S: 8 P: 13	R: 0 H: 0 E: 0 LOB: 0 K: 1 BB: 0 S: 8 P: 13	R: 0 H: 0 E: 0 LOB: 0 K: 1 BB: 0 S: 8 P: 11	R: 0 H: 1 E: 0 LOB: 1 K: 0 BB: 0 S: 11 P: 16	R: 1 H: 2 E: 0 LOB: 2 K: 2 BB: 1 S: 15 P: 25	R: 0 H: 0 E: 0 LOB: 0 K: 1 BB: 0 S: 7 P: 12	1B: 6 2B: 0 3B: 0 HR: 2	SF: 0 SAC: 0 DP: 0 HBP: 0			WP: 0 PB: 0 SB: 0 CS: 0	PA: 40		

PITCHER		IP	WLS	BF	H	R	ER	SO	BB	IBB	HBP	BLK	WP	HR	S	P	ERA	WHIP
40 Chien-Ming Wang, R ERA: 4.33	(1, 1)	5.2		23	5	3	3	4	1	0	0	0	0	2	54	87	4.76	1.059
32 Tom Gorzelanny, L ERA: 4.34	(6, 1)	0.1		1	0	0	0	0	0	0	0	0	0	0	3	4	0.00	0.000
60 Todd Coffey, R ERA: 4.04	(7, 1)	1.0		3	0	0	0	1	0	0	0	0	0	0	8	11	0.00	0.000
36 Tyler Clippard, R ERA: 1.56	(8, 1)	1.0		4	1	0	0	0	0	0	0	0	0	0	11	16	0.00	1.000
22 Drew Storen, R ERA: 2.82	(9, 1)	1.0		6	2	1	1	2	1	0	0	0	0	0	15	25	9.00	3.000

PITCHER		IP	WLS	BF	H	R	ER	SO	BB	IBB	HBP	BLK	WP	HR	S	P	ERA	WHIP
17 Sean Burnett, L ERA: 4.63	(10, 1)	1.0	W	3	0	0	0	1	0	0	0	0	0	0	7	12	0.00	0.000

TOP

Philadelphia Phillies @ Washington Nationals

Nationals Park, Washington, DC

Sun Aug 21 2011, 1:38 PM - 6:01 PM EDT

Att. 41,727 - Cloudy - 87 F

livebaseballscorecards.com

AB	38
R	4
H	8
RBI	4
BB	2
SO	8
LOB	11

Batter	1	2	3	4	5	6	7	8	9	10	AB	R	H	RBI	BB	SO	LOB
20 Ian Desmond, R (1, 6) OBP: 0.277, SLG: 0.330	C FC 92 X SI 93 0-1 24 1B 11 SF9 2B	B CU 78 C CU 77 B SI 92 C FC 90 S CH 84 2-3 ③ K			X FC 91 0-0 ① B3		C SL 81 B FF 92 F FF 92 B CH 82 C SL 84 2-3 ① K		C FF 93 S SL 83 B SL 86 X SL 86 1-2 HR		5	2	2	1	0	2	0
24 Rick Ankiel, L (1, 8) OBP: 0.303, SLG: 0.366	F FC 90 F FC 91 F FC 92 F FC 92 F CH 85 X CU 79 0-2 38 1B 8 1B 2-3 1B		X FC 90 0-0 ① G3		C FC 91 X CH 84 0-1 11 1B 1B		B SL 81 B SL 80 S FF 91 C SL 83 B FF 94 S SL 82 3-3 ② K		F CH 86 S SL 86 S CH 87 0-3 ③ K		5	1	2	0	0	2	0
11 Ryan Zimmerman, R (1, 5) OBP: 0.378, SLG: 0.487	B SI 93 S CU 79 B SI 93 B FC 91 F CU 80 X FC 93 3-2 ① SF9 3-H		B FC 91 C CH 84 F CH 84 B SI 93 B FC 92 F CU 79 X CH 84 3-2 ② F8		C SI 93 B FC 92 B FC 91 S SI 93 X CU 80 2-2 1-2 1B		B CH 83 C SL 83 B CH 83 C FF 93 C SL 86 2-3 ③ K			B FF 89 C FF 89 X SL 83 1-1 28 1B 30 HBP 2B	4	1	2	1	0	1	0
38 Michael Morse, R (1, 3) OBP: 0.373, SLG: 0.556	1 SAFE B CU 79 F FC 92 X FC 94 1-1 30 FC5 8 1B 1-3 1B		S CU 79 B SI 94 S FC 92 H CH 83 2-2 HBP		B FC 92 X CU 78 1-0 ② F9			C FF 92 B CH 82 B CH 82 B SL 81 X SL 81 3-1 ① F9		B FF 89 B SL 82 I IN 70 I IN 70 4-0 30 HBP 28 1B IBB	3	0	1	0	1	0	2
28 Jayson Werth, R (1, 9) OBP: 0.329, SLG: 0.378	C CU 79 B SI 93 B CH 84 C CU 79 B FC 92 F CU 78 F FC 91 C FC 92 3-3 ② K		C FC 92 S CH 83 X CU 78 0-2 ③ F8		C CH 82 S CU 79 C SI 94 0-3 ③ K			C SL 81 F FF 91 S SL 83 0-3 ② K		C SL 82 X FF 89 0-1 30 HBP 1-2 2-3 1B	5	0	1	0	0	3	5
8 Danny Espinosa, S (1, 4) OBP: 0.313, SLG: 0.414	X FC 92 0-0 30 FC5 1-2 3-H 1B			L SI 92 B CU 79 B CU 79 X FC 93 2-1 ① G1-3		B FF 92 X FF 92 1-0 HR		B FF 91 C SL 82 X FF 93 1-1 1B		C SL 81 S SL 80 S SL 82 0-3 ① K	5	1	3	2	0	1	3
30 Jonny Gomes, R (1, 7) OBP: 0.326, SLG: 0.394	X SI 94 0-0 ③ FC5 1-2 2-3f			B FC 91 B FC 92 S CH 83 C CU 78 B CH 85 S CU 80 3-3 ② K	B SL 81 F FF 92 B SL 82 F FF 93 F SL 83 X SL 84 2-2 ① F7			B FF 92 X FF 91 1-0 ③ F9		B SL 80 H SL 80 2-0 1-2 2-3 3-H HBP	4	0	0	1	0	1	3
26 Jesus Flores, R (1, 2) OBP: 0.292, SLG: 0.378		C CU 77 S FC 91 X CU 79 0-2 ① G6-3		C CU 77 X SI 94 0-1 1B	C SI 93 B FC 92 B FC 91 S SI 93 X CU 80 1-2 ② G5-3				C FF 92 F FF 92 S SL 85 0-3 ① K		4	0	1	0	0	1	0
40 Chien-Ming Wang, R (1, 1) 32 Tom Gorzelanny, R (6, 1) OBP: 0.172, SLG: 0.111 13 Alex Cora, L (6, PH) OBP: 0.284, SLG: 0.259 60 Todd Coffey, R (7, 1) 36 Tyler Clippard, R (8, 1) 22 Drew Storen, S (9, 1) 43 Brian Bixler, R (9, PH) OBP: 0.254, SLG: 0.241 17 Sean Burnett, L (10, 1) OBP: 1.000, SLG: 1.000		B FC 91 C SI 93 F FC 91 X CU 78 1-2 ② G4-3		S CH 84 B CU 79 F SI 93 S CH 84 1-3 ③ K	C CH 82 X SL 83 0-1 ③ F9			C SL 84 B FF 93 F FF 92 F SL 85 S SL 84 1-3 ② K		2 0 0 0 0 1 1 0 0 0 0 0 0 0 1 0 0 0 0 0 0 0 0 0 0 0 0 0 0 0 0 0 0 0 0 0 0 0 0 0 0 0 1 0 0 0 0 1 0 0 0 0 0 0 0 0						
Inning Stats	R: 2 H: 4 E: 0 LOB: 2 K: 1 BB: 0 S: 20 P: 27	R: 0 H: 0 E: 0 LOB: 0 K: 1 BB: 0 S: 9 P: 12	R: 0 H: 0 E: 0 LOB: 1 K: 0 BB: 0 S: 10 P: 15	R: 0 H: 1 E: 0 LOB: 1 K: 2 BB: 0 S: 10 P: 16	R: 0 H: 2 E: 0 LOB: 2 K: 1 BB: 0 S: 10 P: 13	R: 1 H: 1 E: 0 LOB: 0 K: 0 BB: 0 S: 10 P: 14	R: 0 H: 0 E: 0 LOB: 0 K: 3 BB: 0 S: 9 P: 16	R: 0 H: 1 E: 0 LOB: 1 K: 1 BB: 0 S: 8 P: 13	R: 1 H: 1 E: 0 LOB: 0 K: 3 BB: 0 S: 13 P: 15	R: 1 H: 2 E: 0 LOB: 3 K: 1 BB: 1 S: 7 P: 14	1B: 8 2B: 2 3B: 0 HR: 2	SF: 1 SAC: 0 DP: 0 HBP: 2		WP: 0 PB: 0 SB: 0 CS: 0	PA: 43		

PITCHER		IP	WLS	BF	H	R	ER	SO	BB	IBB	HBP	BLK	WP	HR	S	P	ERA	WHIP
34 Roy Halladay, R ERA: 2.56	(1, 1)	5.0		23	7	2	2	5	0	0	1	0	0	0	59	83	3.60	1.400
39 Michael Schwimer, R ERA: 3.0	(6, 1)	3.0	B	11	2	1	1	4	0	0	0	0	0	1	27	43	3.00	0.667
37 Antonio Bastardo, L ERA: 1.48	(9, 1)	1.0	B	4	1	1	1	3	0	0	0	0	0	1	13	15	9.00	1.000
54 Brad Lidge, R ERA: 2.25	(10, 1)	0.1	L	5	2	1	1	1	0	1	1	0	0	0	7	14	27.00	6.000

PITCHER	IP	WLS	BF	H	R	ER	SO	BB	IBB	HBP	BLK	WP	HR	S	P	ERA	WHIP

BOTTOM

Philadelphia Phillies @ Washington Nationals

Nationals Park, Washington, DC

Sun Aug 21 2011, 1:38 PM - 6:01 PM EDT

Att. 41,727 - Cloudy - 87 F

livebaseballscorecards.com

AB	39
R	5
H	12
RBI	5
BB	1
SO	13
LOB	14

Batter	1	2	3	4	5	6	7	8	9	AB	R	H	RBI	BB	SO	LOB
16 Ángel Pagán, S (1, 8) OBP: 0.325, SLG: 0.390	C SI 91 X FF 91 0-1 F8		B FF 91 F SI 90 B FF 91 S CU 74 F CU 74 F CH 83 S CH 84 2-3 K		X SI 91 0-0 G4-3		F SI 90 X FF 90 0-1 P1			3	0	0	0	0	1	2
20 Jason Pridie, L (5, 8) OBP: 0.303, SLG: 0.339										1	0	0	0	0	0	2
77 D.J. Carrasco, R (7, 1)										0	0	0	0	0	0	0
2 Justin Turner, R (1, 4) OBP: 0.323, SLG: 0.351	C SI 92 F FC 86 X FC 88 0-2 E6		B CH 83 C FC 85 F CH 83 X CU 74 1-2 G6-3			C SI 90 C SI 91 B FF 92 F CH 84 H FF 91 2-2 HBP		B SI 91 T SI 90 X SI 91 1-1 G6-3		3	0	0	0	0	0	1
5 David Wright, R (1, 5) OBP: 0.344, SLG: 0.430	F FC 86 C SI 91 C CU 75 0-3 K			F FC 85 C CH 83 F FC 85 B SI 91 X FC 85 1-2 G6-3		B FF 90 B FF 90 F FC 85 C SI 90 C CH 84 2-3 K		X SI 91 0-0 44 G6-4-3 1B		4	0	1	0	0	2	2
44 Jason Bay, R (1, 7) OBP: 0.319, SLG: 0.347	B FC 87 C FC 85 X FF 90 1-1 F8			B FF 90 B FF 90 B FC 86 C FF 90 B SI 90 4-1 BB		S CH 83 C CU 74 F FC 86 S CU 75 0-3 K		C SL 83 B CH 84 S SL 84 B CH 85 B SL 83 X SI 93 3-2 G6-4-3 1-2f		3	0	0	0	1	1	3
21 Lucas Duda, L (1, 3) OBP: 0.348, SLG: 0.465 (4, 9)		C FC 86 B SL 82 F FC 85 B FF 91 X CH 84 2-2 9 G6-4-3 1B		C SI 90 F SI 92 S CU 76 0-3 K		B FC 86 X SI 90 1-0 G4-3			C SI 90 B SL 82 B CH 84 C SI 91 X SI 92 2-2 22 G4-6-3 1B	4	0	2	0	0	1	2
12 Scott Hairston, R (1, 9) OBP: 0.306, SLG: 0.473 18 Ryota Igarashi, R (4, 1) 22 Willie Harris, L (7, PH) OBP: 0.332, SLG: 0.302 (7, 8)		C FC 85 F CU 74 X CH 84 0-2 L5		B SI 90 C FC 84 X FF 91 1-1 P3			B SI 89 X FF 90 1-0 G4-3		X SI 91 0-0 G4-6-3 1-2f	2	0	0	0	0	0	2
										0	0	0	0	0	0	0
										2	0	0	0	0	0	1
9 Ronny Paulino, R (1, 2) OBP: 0.325, SLG: 0.366		C FF 90 X FC 86 0-1 G6-4-3 1-2f			C SI 90 B FF 91 C SI 90 S CU 75 1-3 K		B SI 91 B CH 84 B SI 91 B FF 88 4-0 11 1B BB		S SI 92 B SI 92 F SI 92 B CH 84 C SI 92 2-3 K	3	0	0	0	1	2	1
11 Rubén Tejada, R (1, 6) OBP: 0.367, SLG: 0.324			B FC 85 C FC 84 B FF 90 F CH 82 X SI 91 2-2 35 SH5-4 1B		C SI 91 F FC 86 X FC 87 0-2 G5-3		F SI 90 B CH 84 B CH 83 B FF 91 X SI 89 3-1 1-2 1B			3	0	2	0	0	0	0
35 Dillon Gee, R (1, 1) OBP: 0.167, SLG: 0.128			C SI 91 C FC 86 X CU 75 0-2 SH5-4 1-2		B FC 86 C SI 91 B FC 86 B CH 84 S FF 90 F FF 91 B FF 91 4-2 BB		F SI 91 F CU 74 F FC 86 D CU 75 C SI 91 1-3 K			0	0	0	0	0	0	0
6 Nick Evans, R (4, 3) OBP: 0.346, SLG: 0.341										1	0	0	0	1	1	2
Inning Stats	R: 0 E: 1 K: 1 S: 10 H: 0 LOB: 1 BB: 0 P: 11	R: 0 E: 0 K: 0 S: 8 H: 1 LOB: 0 BB: 0 P: 10	R: 0 E: 0 K: 1 S: 14 H: 1 LOB: 1 BB: 0 P: 19	R: 0 E: 0 K: 1 S: 10 H: 0 LOB: 1 BB: 1 P: 16	R: 0 E: 0 K: 1 S: 10 H: 0 LOB: 1 BB: 1 P: 15	R: 0 E: 0 K: 2 S: 11 H: 0 LOB: 1 BB: 0 P: 16	R: 0 E: 0 K: 1 S: 9 H: 1 LOB: 2 BB: 1 P: 18	R: 0 E: 0 K: 0 S: 6 H: 1 LOB: 0 BB: 0 P: 10	R: 0 E: 0 K: 1 S: 7 H: 1 LOB: 0 BB: 0 P: 11	1B: 5 2B: 0 3B: 0 HR: 0 SF: 0 SAC: 1 DP: 3 HBP: 1						

TOP

New York Mets @ Philadelphia Phillies

Citizens Bank Park, Philadelphia, PA

Mon Aug 22 2011, 7:08 PM - 9:49 PM EDT

Att. 45,783 - Partly Cloudy - 75 F

livebaseballscorecards.com

AB	29
R	0
H	5
RBI	0
BB	3
SO	8
LOB	18

PITCHER		IP	WLS	BF	H	R	ER	SO	BB	IBB	HBP	BLK	WP	HR	S	P	ERA	WHIP
33 Cliff Lee, L ERA: 2.71	(1, 1)	7.0	W	28	3	0	0	7	3	0	1	0	0	0	72	105	0.00	0.857
57 David Herndon, R ERA: 3.61	(8, 1)	2.0		6	2	0	0	1	0	0	0	0	0	0	13	21	0.00	1.000

PITCHER	IP	WLS	BF	H	R	ER	SO	BB	IBB	HBP	BLK	WP	HR	S	P	ERA	WHIP

BOTTOM

New York Mets @ Philadelphia Phillies

Citizens Bank Park, Philadelphia, PA

Mon Aug 22 2011, 7:08 PM - 9:49 PM EDT

Att. 45,783 - Partly Cloudy - 75 F

livebaseballscorecards.com

Batter	1	2	3	4	5	6	7	8	9	AB	R	H	RBI	BB	SO	LOB
8 Shane Victorino, S (1, 8) OBP: 0.389, SLG: 0.539	C FF 88 X CH 82 0-1 ① L3	B SI 90 B CH 83 B CH 84 C FF 91 F CH 83 X KC 74 3-2 1-H 2-H 3B		B SI 87 B FC 84 B SI 87 C FF 88 B SI 88 4-1 3 BB 27 S 15 BB BB	C FF 91 B CH 87 X CH 86 1-1 ② G4-3		B FF 90 C FF 89 F FC 87 B SL 80 F SL 80 F FC 89 B SI 92 X FC 88 3-2 ② F8			4	1	1	2	1	0	0
27 Placido Polanco, R (1, 5) OBP: 0.333, SLG: 0.344	C SI 88 X KC 75 0-1 1B	B KC 74 F FF 89 F SI 90 X FF 90 1-2 ③ L8		B KC 73 B SI 87 1 SAFE B SI 88 C SI 89 B SI 89 4-1 15 BB 3 BB 51 1B 1-2 BB	X SI 93 0-0 1B		B SI 89 F FF 91 B FC 87 X FC 87 2-1 ③ G6-3			4	1	2	0	1	0	1
26 Chase Utley, L (1, 4) OBP: 0.356, SLG: 0.452 7 Ross Gload, L (7, 3) OBP: 0.247, SLG: 0.277	B SI 89 B SI 91 X SI 90 2-0 ② F8		B SI 88 B SI 88 X SI 89 2-0 ① P6	C SI 87 X CH 82 0-1 ① L3	B SI 91 C SI 91 S CH 84 B CU 80 D CH 86 X CH 86 3-2 ③ G1-3			F FC 87 B SL 75 B CU 75 X FC 87 2-1 ① P5		4 1	0 0	0 0	0 0	0 0	0 0	4 0
6 Ryan Howard, L (1, 3) OBP: 0.341, SLG: 0.480 7 Michael Martinez, S (7, 4) OBP: 0.251, SLG: 0.295	B SI 90 1 SAFE C KC 75 B CH 83 S CH 83 F KC 77 F FF 91 B FF 91 T CH 83 3-2 ③ K		C FF 89 S FC 87 S SI 90 0-3 ② K	B SI 90 B CH 82 S FC 86 B FC 85 S CH 84 F CH 82 S CH 82 3-3 ② K		C SI 92 B CH 86 X CH 86 1-1 3 HR 1B		F FC 86 B SL 79 C SL 78 S FC 90 1-3 ② K		4 1	1 0	1 0	0 0	0 0	3 1	3 0
3 Hunter Pence, R (1, 9) OBP: 0.366, SLG: 0.486		F FF 88 S KC 76 B KC 74 X SI 90 1-2 21 WP 21 1B 1B	C SI 91 B FF 86 B CH 82 B CH 84 B SI 91 4-1 15 HR BB	C KC 76 B FF 90 S KC 75 F SI 90 B FF 90 F FF 90 B CH 84 F CH 82 B FF 93 4-2 15 BB 51 1B 1-2 2-3 BB		C SI 93 B CU 79 X CU 80 1-1 1-H HR		C FF 92 B FC 88 F FC 87 B SI 87 F CU 72 F FC 88 B CU 77 X SL 79 3-2 ③ G6-3		3	4	2	2	2	0	0
15 John Mayberry Jr., R (1, 7) OBP: 0.333, SLG: 0.524		B SI 89 S SI 90 1 SAFE 1 SAFE S KC 75 F FF 90 1 SAFE F FF 90 X KC 74 1-2 ① P6	B FC 87 F SI 90 1 SAFE F SI 90 X CH 84 1-2 1-H HR	B KC 72 B SI 90 B SI 91 B SI 89 4-0 51 1B 1-2 2-3 3-H BB		C SI 92 F CU 78 C SI 91 0-3 ① K				3	1	1	3	1	1	1
51 Carlos Ruiz, R (1, 2) OBP: 0.368, SLG: 0.386		C SI 90 X SI 89 0-1 ② F8	X SI 89 0-0 2B	B CH 86 B CH 87 X SI 92 2-0 21 FC4-6 1-3 2-H 3-H 1B		C FF 90 F SI 91 F FF 91 X CU 80 0-2 ② P3				4	0	2	2	0	0	1
21 Wilson Valdez, R (1, 6) OBP: 0.288, SLG: 0.311		B KC 74 X SI 90 1-0 33 1B 8 3B 1-H 1B	B KC 76 B SI 89 B KC 73 I IN 68 4-0 IBB	C CH 85 X CU 79 0-1 ③ FC4-6 1-2f		X FF 89 0-0 ③ G6-3				3	1	1	1	1	0	2
33 Cliff Lee, L (1, 1) OBP: 0.230, SLG: 0.356 57 David Herndon, R (8, 1)		B SI 90 X SI 90 1-0 8 3B 1-2 1B	B FF 86 F FC 86 S CH 81 X CH 82 1-2 ③ G4-3		B SI 91 X SI 92 1-0 ① F8		B FF 88 S FF 87 X FF 89 1-1 ① F7			4 0	1 0	1 0	0 0	0 0	0 0	2 0

Inning Stats	1	2	3	4	5	6	7	8	9
	R: 0 E: 0 K: 1 S: 10 H: 1 LOB: 1 BB: 0 P: 15	R: 3 E: 0 K: 0 S: 18 H: 4 LOB: 1 BB: 0 P: 26	R: 2 E: 0 K: 1 S: 12 H: 2 LOB: 2 BB: 2 P: 24	R: 3 E: 0 K: 1 S: 16 H: 1 LOB: 2 BB: 4 P: 37	R: 0 E: 0 K: 0 S: 7 H: 1 LOB: 1 BB: 0 P: 12	R: 2 E: 0 K: 1 S: 12 H: 2 LOB: 0 BB: 0 P: 14	R: 0 E: 0 K: 0 S: 9 H: 0 LOB: 0 BB: 0 P: 15	R: 0 E: 0 K: 1 S: 10 H: 0 LOB: 0 BB: 0 P: 16	

1B: 7	SF: 0	WP: 1
2B: 1	SAC: 0	PB: 0
3B: 1	DP: 0	SB: 1
HR: 2	HBP: 0	CS: 0
		PA: 41

	AB	35
	R	10
	H	11
	RBI	10
	BB	6
	SO	5
	LOB	14

PITCHER		IP	WLS	BF	H	R	ER	SO	BB	IBB	HBP	BLK	WP	HR	S	P	ERA	WHIP
35 Dillon Gee, R ERA: 4.37	(1, 1)	3.2	L	24	7	8	8	3	5	1	0	0	1	1	53	97	19.64	3.273
18 Ryota Igarashi, R ERA: 5.54	(4, 1)	2.1		11	4	2	2	1	0	0	0	0	0	1	22	31	7.71	1.714
77 D.J. Carrasco, R ERA: 4.79	(7, 1)	2.0		6	0	0	0	1	0	0	0	0	0	0	19	31	0.00	0.000

PITCHER	IP	WLS	BF	H	R	ER	SO	BB	IBB	HBP	BLK	WP	HR	S	P	ERA	WHIP

Batter	1	2	3	4	5	6	7	8	9	AB	R	H	RBI	BB	SO	LOB
16 Ángel Pagán, S (1, 8) OBP: 0.324, SLG: 0.388	C FF 89 F FF 90 F SL 85 X SI 90 0-2 11 1B 5 FC5-2 1B	B SL 86 F CH 84 F FF 90 C SL 87 1-3 ② K			B FF 90 X FF 90 1-0 ② F7			B SI 92 C FF 92 B SL 78 X FF 91 2-1 ① F9	B FF 92 X SI 92 1-0 ③ F7	5	0	1	0	0	1	3
11 Rubén Tejada, R (1, 6) OBP: 0.365, SLG: 0.323	B FF 88 F FF 88 X FF 89 1-1 44 BB 5 FC5-2 1-3 1B	C SL 85 B FC 89 S SL 87 B SL 86 B SI 91 C SI 92 3-3 ③ K			L FF 91 C SI 91 X SL 85 0-2 ③ G5-3			F FF 92 X FF 91 0-1 ② P4		4	0	1	0	0	1	2
5 David Wright, R (1, 5) OBP: 0.341, SLG: 0.425 22 Willie Harris, L (7, 5) OBP: 0.335, SLG: 0.306	C SL 86 B FF 88 F SL 85 B FF 89 F SI 90 B FF 88 X SL 87 3-2 ① FC5-2 44 BB 1-2 3-H		F SL 84 B SL 87 C FF 89 F FF 89 F SI 92 F CH 82 F FF 93 X SL 85 1-2 ① G5-3			B SI 89 C FF 87 C SI 90 F SL 86 T FC 88 1-2 ① K		B SI 93 B CH 84 F FF 91 X FF 92 2-1 21 HR 1B		3	0	0	0	0	1	2
										1	1	1	0	0	0	0
21 Lucas Duda, L (1, 9) OBP: 0.346, SLG: 0.475	C FF 90 F SL 86 B KC 75 F FF 91 B FF 90 C CH 81 2-3 ② K		B FF 90 B CH 84 X FF 91 2-0 ② F7			B FF 89 C FF 90 B SL 85 X FF 90 2-1 ② F8		C FF 92 D SL 79 B SL 80 X FF 92 2-1 1-H HR		4	1	1	2	0	1	2
44 Jason Bay, R (1, 7) OBP: 0.319, SLG: 0.345 23 Mike Baxter, L (7, 7) OBP: 0.368, SLG: 0.438	C SI 89 B SI 88 B SL 87 B SL 85 B FF 91 4-1 1-2 2-3 BB		C FF 92 C SI 90 B FF 91 S SI 92 1-3 ③ K			F SL 86 X SI 90 0-1 ③ G5-3		C FF 92 F SL 78 B SL 79 X FF 91 1-2 ③ P6		2	0	0	0	1	1	0
										1	0	0	0	0	0	0
6 Nick Evans, R (1, 3) OBP: 0.357, SLG: 0.422	B FF 90 C SI 89 C SI 91 B SL 87 C SI 91 2-3 ③ K			B FF 89 B SI 88 C FF 89 X SI 89 2-1 ① G4-3			C FF 87 C SI 88 B SL 85 B FF 86 F SI 90 X SI 90 2-2 30 G4-3 2 G4-3 2B		B FF 91 X FF 91 1-0 30 G5-3 3B	4	2	2	0	0	1	3
30 Josh Thole, L (1, 2) OBP: 0.354, SLG: 0.355		C FF 88 C FF 87 X FF 90 0-2 2 2B 1B		C FF 89 B SL 85 B SI 90 X FF 89 2-1 ② F9			C FF 88 X SL 85 0-1 ① G4-3 2-3		B SL 78 F SL 80 F FF 91 X SL 76 1-2 ① G5-3 3-H	4	0	1	1	0	0	1
2 Justin Turner, R (1, 4) OBP: 0.325, SLG: 0.358		X SL 85 0-0 1-3 2B		F FF 90 C FF 90 X KC 78 0-2 ③ F8			B SL 86 S SL 86 F FF 88 X FF 88 1-2 ② G4-3 3-H		B FF 92 B SL 78 X FF 91 2-0 20 F8 2B	4	0	2	1	0	0	0
49 Jonathon Niese, L (1, 1) OBP: 0.132, SLG: 0.102 27 Pedro Beato, R (5, 1) 12 Scott Hairston, R (7, PH) OBP: 0.303, SLG: 0.470 18 Ryota Igarashi, R (7, 1) 40 Tim Byrdak, L (7, 1) 39 Bobby Parnell, R (8, 1) 20 Jason Pridie, L (9, PH) OBP: 0.302, SLG: 0.337		C FF 89 C FF 88 C FF 87 0-3 ① K			C FF 89 B FF 89 C FF 89 C SI 87 1-3 ① K		C SI 91 C FF 89 B FF 91 S SL 88 1-3 ③ K		B FF 91 B FF 91 X FF 91 2-0 ② F8 2-3	2	0	0	0	0	2	2
										0	0	0	0	0	0	0
										1	0	0	0	0	1	0
										0	0	0	0	0	0	0
										0	0	0	0	0	0	0
										0	0	0	0	0	0	0
										1	0	0	0	0	0	1
Inning Stats	R: 0 E: 0 K: 2 S: 18 H: 2 LOB: 3 BB: 1 P: 30	R: 0 E: 0 K: 3 S: 13 H: 2 LOB: 2 BB: 0 P: 17	R: 0 E: 0 K: 1 S: 11 H: 0 LOB: 0 BB: 0 P: 15	R: 0 E: 0 K: 0 S: 7 H: 0 LOB: 0 BB: 0 P: 11	R: 0 E: 0 K: 1 S: 7 H: 0 LOB: 0 BB: 0 P: 9	R: 0 E: 0 K: 1 S: 8 H: 0 LOB: 0 BB: 0 P: 11	R: 1 E: 0 K: 1 S: 12 H: 1 LOB: 0 BB: 0 P: 16	R: 2 E: 0 K: 0 S: 11 H: 2 LOB: 0 BB: 0 P: 18	R: 1 E: 0 K: 0 S: 7 H: 2 LOB: 1 BB: 0 P: 14	1B: 4 2B: 3 3B: 1 HR: 1	SF: 0 SAC: 0 DP: 0 HBP: 0						

PITCHER		IP	WLS	BF	H	R	ER	SO	BB	IBB	HBP	BLK	WP	HR	S	P	ERA	WHIP
49 Vance Worley, R ERA: 2.65	(1, 1)	7.0	W	27	5	1	1	9	1	0	0	0	0	0	76	109	1.29	0.857
40 Michael Stutes, R ERA: 3.75	(8, 1)	2.0		10	4	3	3	0	0	0	0	0	0	1	18	32	13.50	2.000

PITCHER	IP	WLS	BF	H	R	ER	SO	BB	IBB	HBP	BLK	WP	HR	S	P	ERA	WHIP

TOP

New York Mets @ Philadelphia Phillies

Citizens Bank Park, Philadelphia, PA

Tue Aug 23 2011, 7:09 PM - 9:50 PM EDT

Att. 45,770 - Partly Cloudy - 77 F

livebaseballscorecards.com

AB	36
R	4
H	9
RBI	4
BB	1
SO	9
LOB	16

WP: 0 PA: 37
PB: 0
SB: 0
CS: 0

BOTTOM

New York Mets @ Philadelphia Phillies

Citizens Bank Park, Philadelphia, PA

Tue Aug 23 2011, 7:09 PM - 9:50 PM EDT

Att. 45,770 - Partly Cloudy - 77 F

livebaseballscorecards.com

Batter	1	2	3	4	5	6	7	8	9	AB	R	H	RBI	BB	SO	LOB
8 Shane Victorino, S (1, 8) OBP: 0.389, SLG: 0.551	C FF 90 B CH 84 X FF 91 1-1 G3 ①		B CH 86 F FF 92 B CU 76 X FF 92 2-1 HR	B SI 90 C CU 76 F CU 74 B FC 86 F FC 87 X SI 90 2-2 G3 ② 1-2	D KC 80 X SI 90 1-0 3B 1-H 2-H			C FF 95 X FF 95 0-1 G6-3 ①		5	1	2	3	0	0	1
27 Placido Polanco, R (1, 5) OBP: 0.334, SLG: 0.345	B CH 85 C FF 89 F FF 91 C CU 74 1-3 K ②		B CH 86 B SI 90 C CU 75 F CU 75 B FF 92 X FF 92 3-2 26 HBP 15 HR 1B	F FC 86 B FC 86 X CU 72 1-1 1B 2-H	C KC 79 S KC 80 X FF 91 0-2 F9 ③			C FF 95 F FF 98 B SL 89 X FF 99 1-2 F9 ②		5	1	2	1	0	1	1
26 Chase Utley, L (1, 4) OBP: 0.358, SLG: 0.449 7 Michael Martinez, S (6, PR) OBP: 0.250, SLG: 0.293 (7, 4)	C SI 90 S SI 91 B CU 76 S SI 91 1-3 K ③		H SI 91 1-0 15 HR 1-2 HBP	X CU 73 0-0 G4-3 ③		C FF 91 B SL 84 B KC 78 B FF 91 F FF 92 F FF 92 F FF 92 H SL 85 4-2 3 G6-4-3 HBP		B FF 97 B FF 97 F FF 95 X FF 97 2-1 F8 ③		2 1	1 0	0 0	0 0	0 0	1 0	1 0
3 Hunter Pence, R (1, 9) OBP: 0.365, SLG: 0.484		B FF 89 C CU 72 B CH 85 X SI 91 2-1 L4 ①	B CU 74 C CU 74 C CU 75 F FF 92 F FF 90 B CU 74 S FF 90 2-3 K ②		B CU 71 B CU 72 X SI 89 2-0 10 BB 15 1B 21 SF9 1B	C KC 79 B KC 80 F FF 92 X KC 79 1-2 G6-4-3 ①② 1-2f				4	1	1	0	0	1	3
15 John Mayberry Jr., R (1, 3) OBP: 0.336, SLG: 0.539		B CH 86 X FF 90 1-0 P3 ②	B FF 91 F FF 90 X FC 87 1-1 HR 1-H 2-H		X FF 89 0-0 21 SF9 10 BB 23 FC3-2 1B 1-2	C FF 92 B SL 86 F SL 85 F SL 83 B FF 92 X SL 86 2-2 G4-3 ③				4	1	2	3	0	0	1
10 Ben Francisco, R (1, 7) OBP: 0.335, SLG: 0.367		C SI 90 C CH 86 B FF 92 X CH 85 1-2 21 2B 1B	X FF 90 0-0 1B		B FF 88 C FC 87 B FF 91 B SI 90 D CU 75 4-1 23 FC3-2 49 1B 1-2 2-3 BB		C FF 92 S FS 85 B CH 86 B FS 84 F SI 93 X FF 93 2-2 21 G3-1 2B			3	1	3	0	1	0	0
21 Wilson Valdez, R (1, 6) OBP: 0.288, SLG: 0.315		B FF 90 B CH 85 X FF 91 2-0 1-3 2B	F SI 90 S CU 75 T CU 74 0-2 K ③		B SL 84 X FF 92 1-0 SF9 ① 2-3 3-H		X SI 92 0-0 G3-1 ① 2-3			3	0	1	1	0	1	2
23 Brian Schneider, L (1, 2) OBP: 0.245, SLG: 0.273		B FF 92 B CU 76 S FF 92 C FF 92 T FF 94 2-2 K ③		B FC 87 F FF 89 X CU 72 1-1 G4-3 ①	X SI 88 0-0 FC3-2 49 1B 8 3B ② 1-2 3-H		C FF 89 S SL 82 S SL 83 0-3 K ②			4	1	0	0	0	2	5
49 Vance Worley, R (1, 1) OBP: 0.229, SLG: 0.257 5 Pete Orr, L (7, PH) OBP: 0.300, SLG: 0.281 40 Michael Stutes, R (8, 1)			S FF 89 F FF 91 B CU 74 C FF 92 1-3 K ①	S SI 88 B CH 84 X SI 89 1-1 8 G3 27 1B	B FF 92 X FF 92 1-0 8 3B 1B 1-2 2-H		S SL 83 B SL 84 S SL 82 S SL 82 1-3 K ③			3 1 0	2 0 0	2 0 0	1 0 0	0 0 0	1 1 0	0 1 0
Inning Stats	R: 0 E: 0 K: 2 S: 8 H: 0 LOB: 0 BB: 0 P: 11	R: 0 E: 0 K: 1 S: 10 H: 2 LOB: 2 BB: 0 P: 18	R: 4 E: 0 K: 3 S: 20 H: 4 LOB: 1 BB: 0 P: 30	R: 1 E: 0 K: 0 S: 11 H: 2 LOB: 1 BB: 0 P: 16	R: 4 E: 0 K: 0 S: 10 H: 4 LOB: 1 BB: 1 P: 19	R: 0 E: 0 K: 0 S: 11 H: 0 LOB: 1 BB: 0 P: 18	R: 0 E: 0 K: 2 S: 11 H: 1 LOB: 1 BB: 0 P: 14	R: 0 E: 0 K: 0 S: 7 H: 0 LOB: 0 BB: 0 P: 10		1B: 8 2B: 2 3B: 1 HR: 2 SF: 1 SAC: 0 DP: 1 HBP: 2				WP: 0 PB: 0 SB: 0 CS: 0	PA: 39	

	AB	35
	R	9
	H	13
	RBI	9
	BB	1
	SO	8
	LOB	15

PITCHER		IP	WLS	BF	H	R	ER	SO	BB	IBB	HBP	BLK	WP	HR	S	P	ERA	WHIP
49 Jonathon Niese, L ERA: 4.4	(1, 1)	4.0	L	24	10	8	8	6	1	0	1	0	0	2	52	84	18.00	2.750
27 Pedro Beato, R ERA: 4.11	(5, 1)	2.0		8	2	1	1	0	0	0	1	0	0	0	18	28	4.50	1.000
18 Ryota Igarashi, R ERA: 5.47	(7, 1)	0.1		2	1	0	0	0	0	0	0	0	0	0	5	7	0.00	3.000
40 Tim Byrdak, L ERA: 3.19	(7, 1)	0.2		2	0	0	0	2	0	0	0	0	0	0	6	7	0.00	0.000
39 Bobby Parnell, R ERA: 4.01	(8, 1)	1.0		3	0	0	0	0	0	0	0	0	0	0	7	10	0.00	0.000

PITCHER	IP	WLS	BF	H	R	ER	SO	BB	IBB	HBP	BLK	WP	HR	S	P	ERA	WHIP

New York Mets @ Philadelphia Phillies

Citizens Bank Park, Philadelphia, PA

Wed Aug 24 2011, 1:10 PM - 4:49 PM EDT

Att. 45,689 - Partly Cloudy - 79 F

TOP

livebaseballscorecards.com

Batter	1	2	3	4	5	6	7	8	9	AB	R	H	RBI	BB	SO	LOB
16 Ángel Pagán, S (1, 8) OBP: 0.324, SLG: 0.385	C FC 85 B CH 83 B SI 90 F SI 90 F FC 87 X SI 87 2-2 5 1B 11 E 21 FC4-6 1B	C SI 88 F SL 80 X SI 89 0-2 ② F8		B SL 79 C SI 88 B CH 81 C FC 86 F CH 81 B SI 89 F FC 87 B FC 88 4-2 11 1B 11 S 5 SF7 BB	C SL 80 B FF 90 B CH 79 X SL 80 2-1 ③ F7		S FF 92 C FF 92 S SL 86 0-3 ③ K		F CH 84 C SI 95 D CH 82 F CH 84 X CH 84 1-2 ③ G5-3	5	2	1	0	1	1	6
11 Rubén Tejada, R (1, 6) OBP: 0.366, SLG: 0.321	1 SAFE 1 SAFE C SI 88 B SI 90 X SI 90 1-1 FC6 21 FC4-6 5 1B 6 HR 1-2	F FC 86 C SI 89 D CH 83 B FC 86 X SI 90 2-2 ③ F9		P PO 84 C FC 87 X FC 87 1-1 1-3 1B		B SL 80 B SL 80 B FF 89 B FF 89 4-0 5 S BB		C SI 91 B SI 90 X SL 84 1-1 ① L8		4	1	1	0	1	0	2
5 David Wright, R (1, 5) OBP: 0.345, SLG: 0.441	B CH 83 B SI 90 B SI 90 C SI 91 F FC 86 X SI 91 3-2 21 FC4-6 1-2 2-3 1B		C SI 87 B FC 84 X SI 88 1-1 HR	B FC 86 X FC 86 1-0 ② SF7 3-H		C SL 82 B FF 89 B FF 88 B SL 80 C SL 81 S FF 90 3-3 ① K 1-2		X SI 91 0-0 21 2B 44 FC1 1B		4	1	3	2	0	1	1
21 Lucas Duda, L (1, 9) (7, 3) OBP: 0.347, SLG: 0.476	C FC 88 B SI 88 X CH 85 1-1 ① FC4-6 6 HR 1-2f 2-3 3-H		H FC 85 1-0 30 FC4-6 6 1B HBP	S CH 81 B FC 86 X FC 87 1-1 ③ P2		C SL 81 D SL 82 S SL 80 C SL 82 1-3 ② K		1 SAFE X 0-0 44 FC1 1-3 2B		4	1	1	1	0	1	4
44 Jason Bay, R (1, 7) OBP: 0.318, SLG: 0.341	B SI 90 B SI 90 F FC 87 S SI 90 S FC 88 2-3 ② K		F SI 89 B SI 88 B SI 89 C SI 90 X SI 90 2-2 ① L8		B CH 79 C SL 80 B CH 79 F FF 91 B SL 83 B SL 83 4-2 6 2B BB	S SL 81 B SL 83 X SL 81 1-1 ③ F7		B SI 91 X SL 85 1-0 ② FC1 2-3 3-H		4	1	0	0	1	1	6
6 Nick Evans, R (1, 3) OBP: 0.383, SLG: 0.531 20 Jason Pridie, L (7, 9) OBP: 0.300, SLG: 0.335	B SI 90 X SI 90 1-0 1-H 3-H HR		F FC 87 B SI 89 D CH 83 B FC 87 1 SAFE S FC 87 X FC 87 3-2 30 FC4-6 1-2 1B		S SL 79 1 SAFE B SL 80 X FF 90 1-1 34 SH3-4 1-H 2B		X FF 89 0-0 ① L5	C SL 82 1 SAFE B SI 92 S CH 84 B CH 85 B SI 92 F SI 91 S CH 85 3-3 ③ K		4 1	1 0	3 0	4 0	0 1	0 2	0
30 Josh Thole, L (1, 2) OBP: 0.352, SLG: 0.349	B SI 89 X SI 89 1-0 ③ G1-3	B FC 87 X FC 86 1-0 ② FC4-6 1-2f 2-3		X FF 91 0-0 ① P5		B FF 90 C SL 81 F SL 81 F SL 82 B SL 82 B SL 83 F FF 92 B FF 91 4-2 9 BB BB		C FF 92 S CH 82 B FF 94 B FF 94 S CH 85 2-3 ① K		4	0	0	0	1	1	3
2 Justin Turner, R (1, 4) OBP: 0.323, SLG: 0.354		B FC 85 X FC 84 1-0 ① F9	B SI 90 S CH 83 B SI 90 F SI 90 F CH 84 X CH 84 2-2 ③ F8		B FF 90 C SL 80 C FF 90 F SL 84 D SL 82 B SI 93 F FF 92 B SL 82 4-2 34 SH3-4 BB		F FF 90 B FF 92 F SL 83 S SL 83 1-3 ② K		X CH 83 0-0 ② G5-3	4	0	0	0	1	1	3
34 Mike Pelfrey, R (1, 1) OBP: 0.146, SLG: 0.111 9 Ronny Paulino, R (7, PH) OBP: 0.329, SLG: 0.366 38 Chris Capuano, L (7, PR) OBP: 0.095, SLG: 0.143 40 Tim Byrdak, L (7, 1) 46 Manny Acosta, R (7, 1) 22 Willie Harris, L (9, PH) OBP: 0.338, SLG: 0.309 39 Bobby Parnell, R (9, 1)		C SI 88 C SI 88 X FC 87 0-2 1B		C SI 88 X SI 89 0-1 ① G5-3	X FF 89 0-0 ② SH3-4 1-2 2-3		B FF 92 S SL 84 B FF 93 F FF 93 B FF 93 F SL 83 F SL 83 B FF 94 4-2 1-2 BB		B FC 91 S CH 84 C FF 92 X FC 92 1-2 1B	2 0 0 0 0 0 1	0 0 0 0 0 0 0	1 0 0 0 0 0 1	0 0 0 0 0 0 0	0 1 0 0 0 0 0	0 0 0 0 0 0 0	0 0 0 0 0 0 0
Inning Stats	R: 4 E: 1 K: 1 S: 16 H: 3 LOB: 0 BB: 0 P: 27	R: 0 E: 0 K: 0 S: 10 H: 1 LOB: 1 BB: 0 P: 13	R: 1 E: 0 K: 0 S: 13 H: 2 LOB: 2 BB: 0 P: 23	R: 1 E: 0 K: 0 S: 12 H: 1 LOB: 1 BB: 1 P: 18	R: 1 E: 0 K: 0 S: 12 H: 1 LOB: 2 BB: 2 P: 23	R: 0 E: 0 K: 2 S: 8 H: 0 LOB: 1 BB: 1 P: 17	R: 0 E: 0 K: 2 S: 15 H: 0 LOB: 2 BB: 2 P: 24	R: 0 E: 0 K: 1 S: 9 H: 2 LOB: 2 BB: 0 P: 14	R: 0 E: 0 K: 1 S: 11 H: 1 LOB: 1 BB: 0 P: 15	1B: 7 2B: 2 3B: 0 HR: 2 SF: 1 SAC: 1 DP: 0 HBP: 1						

AB	37
R	7
H	11
RBI	7
BB	6
SO	7
LOB	27

PITCHER		IP	WLS	BF	H	R	ER	SO	BB	IBB	HBP	BLK	WP	HR	S	P	ERA	WHIP
38 Kyle Kendrick, R ERA: 3.29	(1, 1)	4.0	L	22	7	6	2	1	1	0	1	0	0	2	51	81	4.50	2.000
39 Michael Schwimer, R ERA: 4.5	(5, 1)	1.0		6	1	1	1	0	2	0	0	0	0	0	12	23	9.00	3.000
54 Brad Lidge, R ERA: 2.0	(6, 1)	1.0		4	0	0	0	2	1	0	0	0	0	0	8	17	0.00	1.000
37 Antonio Bastardo, L ERA: 1.45	(7, 1)	1.0		5	0	0	0	2	2	0	0	0	0	0	15	24	0.00	2.000
57 David Herndon, R ERA: 3.53	(8, 1)	1.0		5	2	0	0	1	0	0	0	0	0	0	9	14	0.00	2.000

PITCHER		IP	WLS	BF	H	R	ER	SO	BB	IBB	HBP	BLK	WP	HR	S	P	ERA	WHIP
46 Ryan Madson, R ERA: 3.18	(9, 1)	1.0		4	1	0	0	1	0	0	0	0	0	0	11	15	0.00	1.000

Batter	1	2	3	4	5	6	7	8	9	AB	R	H	RBI	BB	SO	LOB
8 Shane Victorino, S (1, 8) OBP: 0.387, SLG: 0.546	C SI 90 C FF 90 S FF 91 0-3 K ①	B SI 94 B SI 95 D CU 78 C FF 95 X FF 94 3-1 27 1B 26 1B 2-H 3-H 1B		C CU 73 B SL 85 B SL 87 X FF 93 2-1 F8 ①		C SL 86 B SL 87 X SI 94 1-1 L7 ②		C SL 81 X SL 83 0-1 E3 27 G4-6-3 2-3		5	1	1	2	0	1	1
27 Placido Polanco, R (1, 5) OBP: 0.335, SLG: 0.345	B FF 91 X FF 92 1-0 E9 26 F8 1B	1 SAFE P PO 85 B SL 86 C FF 93 F FF 91 F FS 82 1 SAFE F FF 94 1 SAFE 2-2 X SI 84 6 BB 26 1B 1-3 1B		C CU 74 F FF 86 B FF 94 F SL 86 F SL 86 B CU 74 X FF 94 2-2 G1-3 ②		B SL 86 C FF 95 B FF 96 F SI 95 B SL 86 X SI 96 3-2 F9 ③		C SL 82 X SI 96 0-1 G4-6-3 ② ③ 1-2f		5	0	2	0	0	0	2
26 Chase Utley, L (1, 4) OBP: 0.365, SLG: 0.460	C FF 90 X CU 73 0-1 F8 ② 2-3	B FF 94 B FF 94 F FF 94 X FS 83 2-1 6 BB 1-2 3-H 1B		B CU 76 B SI 95 X FF 96 2-0 2B			C FF 88 X FF 88 0-1 E8 3 1B 2B		B SI 95 B FF 96 B FF 95 B FF 95 4-0 15 BB BB	4	1	3	1	1	0	1
6 Ryan Howard, L (1, 3) OBP: 0.341, SLG: 0.477	B FF 93 B SI 93 B SI 92 B SI 93 4-0 BB	S FF 94 C FS 84 B FF 95 B FS 87 F FF 95 B FF 94 B FF 94 4-2 1-2 2-3 BB		B FS 85 X SI 94 1-0 G3-1 ③			C SL 82 B SL 84 B SL 82 F SL 83 F SL 82 B SL 81 F SL 83 C FF 90 3-3 K ①		C SL 88 B FF 95 C FF 97 B KC 86 F SL 90 S FF 99 2-3 K ①	3	0	0	0	2	2	3
3 Hunter Pence, R (1, 9) OBP: 0.365, SLG: 0.484	S SI 94 F SI 95 B SI 93 B FS 83 S FF 94 2-3 K ③	T FS 85 F SI 94 F FF 95 B FS 84 X FF 94 1-2 F9 ③			B FF 92 S FS 84 X FS 84 1-1 15 FC6-4 1B		X FF 95 0-0 3-H 1B		C SL 90 C FF 98 B FF 96 S SL 90 1-3 K ②	5	0	2	1	0	2	6
15 John Mayberry Jr., R (1, 7) OBP: 0.333, SLG: 0.528		C SI 95 B FF 94 B FS 84 X SI 94 2-1 G4-3 ①	B SI 94 C FF 93 B FS 85 C SI 94 B FF 94 F FF 95 F FF 95 F SI 94 X FF 95 3-2 F8 ①		F FF 92 X SI 92 0-1 FC6-4 51 FC4-6 ① 1-2f		C SI 96 F FF 95 B SL 82 B SL 81 X SL 81 2-2 P2 ②		C FF 99 B FF 100 B SL 92 B FF 100 C FF 100 F FF 102 B SL 90 4-2 1-2 BB	4	0	0	0	1	0	2
51 Carlos Ruiz, R (1, 2) OBP: 0.368, SLG: 0.387		B FF 96 X FF 94 1-0 38 SH3 7 1B 8 1B 1B	C FF 93 B FS 84 B FF 93 X SI 91 2-1 7 G4-3 7 S 1B		F FF 92 1 SAFE B SL 82 B SL 86 X SI 93 2-1 FC4-6 ② 1-2f		B FF 95 1 SAFE C SL 80 B SL 82 S FF 95 C FF 95 2-3 K ③		X FF 97 0-0 G6-3 ③	5	1	2	0	0	1	4
7 Michael Martinez, S (1, 6) OBP: 0.250, SLG: 0.292		B FF 94 S SI 93 F FF 94 F FS 85 F FF 95 B SI 94 X FS 84 2-2 38 SH3 8 1B 1-2 1B	S CU 75 B CU 77 X SI 94 1-1 G4-3 ② 1-3	B CU 74 B FF 92 C FF 94 C SI 92 F FF 94 F SI 94 F CU 77 B FF 93 F FF 95 3-2 F SL 86 X FF 94 G1-3 ③			B SL 79 B SI 94 B FF 94 C FF 93 C SI 95 T SI 94 3-2 K ①		4	1	1	0	0	1	2
38 Kyle Kendrick, R (1, 1) OBP: 0.261, SLG: 0.227 39 Michael Schwimer, R (5, 1) 54 Brad Lidge, R (6, 1) 5 Pete Orr, L (6, PH) OBP: 0.296, SLG: 0.277 37 Antonio Bastardo, R (7, 1) 57 David Herndon, R (8, 1) 7 Ross Gload, L (8, PH) OBP: 0.256, SLG: 0.298 46 Ryan Madson, L (9, 1)		X 0-0 SH3 ② 1-2 2-3	C SI 94 B FF 94 B FF 94 X SI 94 2-1 G4-3 ③			C CU 73 X CU 70 0-1 F9 ①		F CH 85 B CH 87 S SL 83 X CH 87 1-2 8 E 2B		1 0 0 0 1 0 0 0 1	0 0 0 0 0 0 0 0 0	0 0 0 0 0 0 0 0 1	0 0 0 0 0 0 0 0 0	0 0 0 0 0 0 0 0 0	0 0 0 0 0 0 0 0 0	1 0 0 0 0 0 0 0 0
Inning Stats	R: 0 E: 1 K: 2 S: 9 H: 1 LOB: 2 BB: 1 P: 16	R: 3 E: 0 K: 0 S: 26 H: 5 LOB: 3 BB: 1 P: 42	R: 0 E: 0 K: 0 S: 12 H: 1 LOB: 1 BB: 0 P: 20	R: 0 E: 0 K: 0 S: 9 H: 1 LOB: 1 BB: 0 P: 16	R: 0 E: 0 K: 0 S: 14 H: 1 LOB: 1 BB: 0 P: 20	R: 0 E: 0 K: 0 S: 7 H: 0 LOB: 0 BB: 0 P: 11	R: 1 E: 1 K: 2 S: 14 H: 2 LOB: 1 BB: 0 P: 21	R: 0 E: 1 K: 1 S: 10 H: 1 LOB: 1 BB: 0 P: 14	R: 0 E: 0 K: 2 S: 11 H: 0 LOB: 2 BB: 2 P: 22	1B: 9 2B: 3 3B: 0 HR: 0	SF: 0 SAC: 1 DP: 1 HBP: 0			WP: 0 PB: 0 SB: 1 CS: 0	PA: 43		

PITCHER	IP	WLS	BF	H	R	ER	SO	BB	IBB	HBP	BLK	WP	HR	S	P	ERA	WHIP
34 Mike Pelfrey, R (1, 1) ERA: 4.6	6.0	W	29	9	3	3	2	2	0	0	0	0	0	77	125	4.50	1.833
40 Tim Byrdak, L (7, 1) ERA: 3.16	0.1		2	1	1	0	1	0	0	0	0	0	0	7	10	0.00	3.000
46 Manny Acosta, R (7, 1) ERA: 3.94	1.2		7	2	0	0	2	0	0	0	0	0	0	17	25	0.00	1.200
39 Bobby Parnell, R (9, 1) ERA: 3.92	1.0	S	5	0	0	0	2	2	0	0	0	0	0	11	22	0.00	2.000

PITCHER	IP	WLS	BF	H	R	ER	SO	BB	IBB	HBP	BLK	WP	HR	S	P	ERA	WHIP

BOTTOM

New York Mets @ Philadelphia Phillies

Citizens Bank Park, Philadelphia, PA

Wed Aug 24 2011, 1:10 PM - 4:49 PM EDT

Att. 45,689 - Partly Cloudy - 79 F

livebaseballscorecards.com

AB	38
R	4
H	12
RBI	4
BB	4
SO	7
LOB	22

Batter	1	2	3	4	5	6	7	8	9	AB	R	H	RBI	BB	SO	LOB
1 Emilio Bonifácio, S (1, 6) OBP: 0.358, SLG: 0.374	C SI 91 T FF 91 B FF 92 B FF 91 X CH 83 2-2 12 E 12 S 5 G6-3 1B		B FF 90 L FC 84 X FC 84 1-1 ① L6		B FF 89 C FF 88 C FC 85 X CU 70 1-2 12 G5-4-3 1B	C CH 81 X FC 85 0-1 ② F7		F FF 94 B FF 93 F SL 80 F SL 78 F FF 92 F FF 93 S SL 78 1-3 ② K2-3		5	1	2	0	0	1	1
12 Omar Infante, R (1, 4) OBP: 0.321, SLG: 0.363	1 SAFE B FF 92 B FC 84 C CH 81 B FC 83 X SI 91 3-1 FC6 5 G6-3 1-3		B CH 80 C FC 85 C SI 90 S CU 73 1-3 ② K		1 SAFE B SI 90 1 SAFE C FF 90 1 SAFE B FF 88 X FF 91 2-1 ① ② G5-4-3 1-2f	B FC 82 X FF 90 1-0 2B		D SL 79 B FF 92 C SL 78 F FF 93 D SL 78 S FF 92 3-3 ③ K		5	0	1	0	0	2	3
5 Logan Morrison, L (1, 7) OBP: 0.324, SLG: 0.467	T FF 91 B FF 91 X FF 92 1-1 ① ② G6-3 1-2f 3-H		C FC 85 C CH 82 B SL 77 F SI 92 X EP 62 1-2 ③ F8		C FC 86 F FF 91 B FC 82 B FC 81 X SL 83 2-2 2B	B SI 91 B SI 91 S CH 84 F SL 84 B SI 92 X CH 84 3-2 ③ L9			C CH 85 F FF 94 B FF 93 B CH 84 X CH 84 2-2 ① G4-3	5	0	1	0	0	0	2
27 Giancarlo Stanton, R (1, 9) OBP: 0.350, SLG: 0.544	F SI 92 B SI 91 F CH 82 S CU 71 1-3 ③ K			B SI 91 C FC 84 F FC 83 X FF 92 1-2 29 2B 2B	B CH 79 B FF 90 C CH 81 X CU 69 2-1 ③ G5-3		B SI 90 B SI 91 C CH 83 F SI 90 S SI 92 2-3 ① K		F FF 93 B FF 93 X FF 93 1-1 ② G5-3	5	1	1	0	0	2	1
29 Greg Dobbs, L (1, 5) OBP: 0.325, SLG: 0.393		B FF 91 S FC 85 X FF 92 1-1 14 1B 1B		B FF 90 B CH 80 C FC 82 X FF 91 2-1 32 PB 2-H 2B		X CH 80 0-0 24 1B 15 1B 14 HR 1B	C SI 92 X SI 92 0-1 2B		X FF 96 0-0 ③ F7	5	1	4	1	0	0	0
15 Gaby Sanchez, R (1, 3) OBP: 0.344, SLG: 0.427		B CH 80 F SI 90 F SI 90 F CU 71 F SI 91 F FC 83 F SI 91 X FF 92 1-2 ① P3		B SI 89 C FC 83 X FC 84 1-1 ① P6		S CH 82 B CU 72 B FF 90 F CH 79 X FC 82 2-2 24 1B 14 HR 1-2 1B	C SI 92 X SI 93 0-1 ② F7			4	1	1	0	0	0	3
24 Mike Cameron, R (1, 8) OBP: 0.257, SLG: 0.311		B FC 81 S CH 80 F SI 89 X FF 91 1-2 ② F8		B FF 90 S CH 82 F FC 84 X CH 81 1-2 ② F7		X CH 80 0-0 14 HR 1-2 2-3 1B	B SL 83 B SI 92 S CH 85 C SI 92 B SI 94 C SI 93 3-3 ③ K			4	1	1	0	0	1	3
14 John Buck, R (1, 2) OBP: 0.325, SLG: 0.401		C FC 83 B SI 91 B SI 90 S CH 81 D CU 71 X FC 84 3-2 1-3 1B		I IN 64 I IN 58 I IN 57 I IN 56 4-0 32 PB IBB		B FF 90 X FC 83 1-0 1-H 2-H 3-H HR		C SL 80 B SL 79 C SL 79 F FF 93 C FF 94 1-3 ① K		3	1	2	4	1	1	0
32 Clay Hensley, R (1, 1) 40 Mike Dunn, L (6, 1) 58 Ryan Webb, R (6, 1) 11 Bryan Petersen, L (8, PH) OBP: 0.354, SLG: 0.445 34 Edward Mujica, R (8, 1) 31 Steve Cishek, R (9, 1)		F FF 91 X FC 83 0-1 ③ P4		B FC 83 X FF 91 1-0 ③ G5-3 1-2 2-3		C SI 91 F FF 90 B CU 72 F CH 80 X SI 91 1-2 ① F8		B SL 78 B FF 93 C SL 78 B FF 94 C SL 79 X SL 78 3-2 2B		3 0 0 1 0 0	0 0 0 0 0 0	0 0 0 1 0 0	0 0 0 0 0 0	0 0 0 0 0 0	0 0 0 0 0 0	4 0 0 0 0 0
Inning Stats	R: 1 H: 1 E: 1 LOB: 0 K: 1 BB: 0 S: 10 P: 17	R: 0 H: 2 E: 0 LOB: 2 K: 0 BB: 0 S: 17 P: 23	R: 0 H: 0 E: 0 LOB: 0 K: 1 BB: 0 S: 9 P: 12	R: 1 H: 2 E: 0 LOB: 2 K: 0 BB: 1 S: 11 P: 21	R: 0 H: 2 E: 0 LOB: 1 K: 0 BB: 0 S: 10 P: 17	R: 4 H: 5 E: 0 LOB: 1 K: 0 BB: 0 S: 16 P: 24	R: 0 H: 1 E: 0 LOB: 1 K: 2 BB: 0 S: 10 P: 15	R: 0 H: 1 E: 0 LOB: 1 K: 3 BB: 0 S: 16 P: 24	R: 0 H: 0 E: 0 LOB: 0 K: 0 BB: 0 S: 6 P: 9	1B: 7 SF: 0 2B: 6 SAC: 0 3B: 0 DP: 2 HR: 1 HBP: 0						

PITCHER		IP	WLS	BF	H	R	ER	SO	BB	IBB	HBP	BLK	WP	HR	S	P	ERA	WHIP
44 Roy Oswalt, R ERA: 3.77	(1, 1)	5.2	L	29	12	6	5	2	0	1	0	0	0	0	70	108	7.94	2.118
57 David Herndon, R ERA: 3.43	(6, 1)	1.1		5	1	0	0	2	0	0	0	0	0	0	13	21	0.00	0.750
40 Michael Stutes, R ERA: 3.67	(8, 1)	1.0		4	1	0	0	3	0	0	0	0	0	0	16	24	0.00	1.000
46 Ryan Madson, R ERA: 3.11	(9, 1)	1.0		3	0	0	0	0	0	0	0	0	0	0	6	9	0.00	0.000

PITCHER	IP	WLS	BF	H	R	ER	SO	BB	IBB	HBP	BLK	WP	HR	S	P	ERA	WHIP

TOP

Florida Marlins @ Philadelphia Phillies

Citizens Bank Park, Philadelphia, PA

Fri Aug 26 2011, 7:09 PM - 10:09 PM EDT

Att. 45,523 - Cloudy - 82 F

livebaseballscorecards.com

AB	40
R	6
H	14
RBI	5
BB	1
SO	7
LOB	17

WP: 0 PA: 41
PB: 1
SB: 1
CS: 0

Florida Marlins @ Philadelphia Phillies

Citizens Bank Park, Philadelphia, PA

Fri Aug 26 2011, 7:09 PM - 10:09 PM EDT

Att. 45,523 - Cloudy - 82 F

livebaseballscorecards.com

BOTTOM

Batter	1	2	3	4	5	6	7	8	9	AB	R	H	RBI	BB	SO	LOB
8 Shane Victorino, S (1, 8) OBP: 0.382, SLG: 0.539	C SI 85 X CH 80 0-1 ① G4-3		X SI 84 0-0 ② F8			C SI 84 X CH 81 0-1 ② G4-3	B SI 93 B SI 93 C SI 92 B CH 84 X SI 92 3-1 ③ G4-3		B SI 92 X SI 93 1-0 ② F7	5	0	0	0	0	0	2
27 Placido Polanco, R (1, 5) OBP: 0.336, SLG: 0.344	B SI 86 B SI 85 C SI 84 F SI 84 B SL 78 B SI 87 4-2 BB		C SL 80 B SI 86 X SI 87 1-1 ③ F9			B SI 86 C SI 86 B SL 79 F SI 85 X CU 68 2-2 26 2B 6 HR 1B		B FF 91 C FF 91 B FF 93 F FF 94 F FF 92 X FS 86 2-2 E5 3 1B	C SI 93 X SI 94 0-1 ③ G6-3	4	1	1	0	1	0	2
26 Chase Utley, L (1, 4) OBP: 0.363, SLG: 0.460	B SI 86 C CH 80 B SI 88 X SI 86 2-1 ② P4			C CH 83 S CU 66 B CH 80 X SI 87 1-2 ① G6-3		B SI 86 F SI 86 X CH 79 1-1 1-3 6 HR 2B		C FS 89 B FS 86 X FF 94 1-1 ① P6		4	1	1	0	0	0	2
6 Ryan Howard, L (1, 3) OBP: 0.341, SLG: 0.481	B SI 90 B SI 88 S CH 81 B CH 80 X SI 88 3-1 ③ L6			B CU 65 S CH 80 X SI 86 1-1 ② G6-3		B FF 93 X FF 94 1-0 2-H 3-H HR		B FS 89 F FS 86 C FS 88 F FS 88 C FS 87 1-3 ② K		4	1	1	3	0	1	2
3 Hunter Pence, R (1, 9) OBP: 0.366, SLG: 0.484		C SL 79 C CU 65 B SI 87 B CU 69 S SL 77 2-3 ① K		C SI 86 B SL 81 C SI 87 X CU 71 1-2 ③ F7		B SI 91 B SI 92 X SI 92 2-0 15 2B 1B		B SL 86 B SI 89 T FS 88 B FS 88 S FS 88 X FS 88 3-2 1-3 1B		4	0	2	0	0	1	0
15 John Mayberry Jr., R (1, 7) OBP: 0.332, SLG: 0.527		C SI 85 X SI 86 0-1 ② G5-3			C SI 85 B CU 68 F SI 86 X SI 87 1-2 ① G6-3	C SI 93 F SI 93 B SL 82 B SI 92 F SL 82 1 SAFE X SI 91 2-2 1-3 2B		B FF 94 1 SAFE F FF 93 F FF 94 C FS 88 1-3 ③ K		4	0	1	0	0	1	2
51 Carlos Ruiz, R (1, 2) OBP: 0.364, SLG: 0.382		B SI 87 B SI 85 B SI 85 C CH 82 F CH 83 X SI 86 3-2 ③ G5-3			B SI 85 X SI 85 1-0 ② G5-3	C SI 93 X SL 83 0-1 ③ F9			C SI 92 C SI 94 B SI 94 B SL 85 S SI 94 2-3 ① K	4	0	0	0	0	1	2
21 Wilson Valdez, R (1, 6) OBP: 0.289, SLG: 0.330 57 David Herndon, R (6, 1) 5 Pete Orr, L (7, PH) OBP: 0.292, SLG: 0.273 40 Michael Stutes, R (8, 1) 46 Ryan Madson, L (9, 1) 29 Raul Ibanez, L (9, PH) OBP: 0.285, SLG: 0.410 33 Cliff Lee, L (9, PR) OBP: 0.230, SLG: 0.356			C SI 84 B SL 79 X SL 78 1-1 HR		B SI 86 B SI 86 X SI 85 2-0 ③ F8		B SI 91 B CH 82 X SI 91 2-0 ① L9		B SI 93 C SI 92 S SI 94 B SI 94 X SI 93 2-2 7 2B 1B	2 0 1 0 0 1 0	1 0 0 0 0 0 1	1 0 0 0 0 1 0	1 0 0 0 0 0 0	0 0 0 0 0 0 0	0 0 0 0 0 0 0	0 0 0 0 0 0 0
44 Roy Oswalt, R (1, 1) OBP: 0.214, SLG: 0.120 7 Michael Martinez, S (6, 6) OBP: 0.251, SLG: 0.299			B CH 83 F CH 83 C SI 85 X SL 78 1-2 ① G6-3			C SI 84 X SI 85 0-1 ① F7	B SI 92 C SI 92 F SI 93 B SI 92 F CH 84 B SL 82 X SI 94 3-2 ② G4-3		F SI 91 B SI 92 X SI 93 1-1 1-H 2B	1 3	0 0	0 1	0 1	0 0	0 0	0 0

Inning Stats																																			
	R: 0	H: 0		R: 0	H: 0		R: 1	H: 1		R: 0	H: 0		R: 0	H: 0		R: 3	H: 5		R: 0	H: 0		R: 0	H: 1		R: 1	H: 2		1B: 4	SF: 0		WP: 0	PA: 38		
	E: 0	LOB: 1		E: 0	LOB: 0		E: 0	LOB: 0		E: 0	LOB: 0		E: 0	LOB: 0		E: 0	LOB: 2		E: 0	LOB: 0		E: 1	LOB: 2		E: 0	LOB: 2		2B: 3	SAC: 0		PB: 0			
	K: 0	BB: 1		K: 1	BB: 0		K: 0	BB: 0		K: 0	BB: 0		K: 0	BB: 0		K: 0	BB: 2		K: 0	BB: 0		K: 2	BB: 0		K: 1	BB: 0		3B: 0	DP: 0		SB: 0			
	S: 8	P: 17		S: 8	P: 13		S: 8	P: 11		S: 8	P: 11		S: 5	P: 9		S: 18	P: 26		S: 7	P: 15		S: 16	P: 24		S: 11	P: 17		HR: 2	HBP: 0		CS: 0			

PITCHER		IP	WLS	BF	H	R	ER	SO	BB	IBB	HBP	BLK	WP	HR	S	P	ERA	WHIP
32 Clay Hensley, R ERA: 5.4	(1, 1)	5.2	W	21	3	3	3	1	1	0	0	0	0	1	46	73	4.76	0.706
40 Mike Dunn, L ERA: 3.63	(6, 1)	0.0		1	1	1	1	0	0	0	0	0	0	1	1	2	∞	∞
58 Ryan Webb, R ERA: 3.58	(6, 1)	1.1	H	6	2	0	0	0	0	0	0	0	0	0	15	27	0.00	1.500
34 Edward Mujica, R ERA: 2.98	(8, 1)	1.0	H	5	1	0	0	2	0	0	0	0	0	0	16	24	0.00	1.000
31 Steve Cishek, R ERA: 2.79	(9, 1)	1.0	S	5	2	1	1	1	0	0	0	0	0	0	11	17	9.00	2.000

PITCHER		IP	WLS	BF	H	R	ER	SO	BB	IBB	HBP	BLK	WP	HR	S	P	ERA	WHIP

Philadelphia Phillies @ Cincinnati Reds

Great American Ball Park, Cincinnati, OH

Mon Aug 29 2011, 7:11 PM - 9:47 PM EDT

Att. 21,360 - Clear - 78 F

TOP

livebaseballscorecards.com

Batter	1	2	3	4	5	6	7	8	9	AB	R	H	RBI	BB	SO	LOB
8 Shane Victorino, S (1, 8) OBP: 0.381, SLG: 0.544	C FF 91 F SI 91 X FF 92 0-2 ① P4			B FF 91 B CH 86 B SL 83 C FF 91 X FF 91 3-1 ① F8	B FF 91 C FF 91 B FF 92 B FF 91 S KC 76 C KC 77 3-3 ③ K			X KC 75 0-0 1-H HR		4	1	1	2	0	1	2
27 Placido Polanco, R (1, 5) OBP: 0.333, SLG: 0.341	C FF 92 B FF 92 B SL 88 C KC 77 B SL 86 S FF 92 3-3 ② K			C SL 86 F SL 85 B SI 92 X FF 91 1-2 ② G1-3		C FF 92 F SI 91 B FF 93 B FF 92 S FF 92 2-3 ① K		F FF 92 F FF 91 B FF 92 S SL 85 1-3 ② K		4	0	0	0	0	3	0
26 Chase Utley, L (1, 4) OBP: 0.362, SLG: 0.458	C FF 92 F SI 91 B KC 79 B CH 86 C SL 85 2-3 ③ K			X SI 91 0-0 1B		C SL 86 F SL 86 S FF 93 0-3 ② K		B CH 85 X SL 84 1-0 ③ P6		4	0	1	0	0	2	0
6 Ryan Howard, L (1, 3) OBP: 0.338, SLG: 0.477		S SL 84 C FF 90 F FF 90 S SL 86 0-3 ① K		B FF 92 X FF 91 1-0 ③ F8		B SL 88 B SL 86 F FF 91 S SL 86 X SL 86 2-2 ③ P4			C FF 91 S SL 84 B SL 86 B SL 84 S SL 85 2-3 ① K	4	0	0	0	0	2	1
3 Hunter Pence, R (1, 9) OBP: 0.365, SLG: 0.482		B SL 86 X SL 87 1-0 ② P2			C FF 91 F FF 91 X FF 89 0-2 15 FC3-6 1B		C KC 75 B SL 85 X SL 85 1-1 ① G6-3		C SL 79 B FF 94 X SL 81 1-1 ② F8	4	0	1	0	0	0	0
15 John Mayberry Jr., R (1, 7) OBP: 0.326, SLG: 0.517		C FF 92 X SL 85 0-1 ③ G3-1			F SI 90 X SL 85 0-1 ① FC3-6 51 1B 21 2B 1-2f		C FF 91 C SL 87 X FF 91 0-2 ② P3		C FF 95 X FF 94 0-1 ③ F7	4	1	0	0	0	0	1
51 Carlos Ruiz, R (1, 2) OBP: 0.364, SLG: 0.381			X SL 85 0-0 ① L6		1 SAFE C CH 89 S FF 91 B SL 85 F FF 91 F SI 92 D SI 91 F SI 90 X SL 86 2-2 21 2B 1-3 1B		B SL 85 S KC 76 F FF 91 X FF 91 1-2 ③ P3			3	0	1	0	0	0	0
21 Wilson Valdez, R (1, 6) OBP: 0.294, SLG: 0.339			C FF 92 F FF 92 X FF 91 0-2 ② G6-3		X KC 77 0-0 1-3 3-H 2B			X FF 90 0-0 8 HR 1B		3	1	2	1	0	0	0
35 Cole Hamels, L (1, 1) OBP: 0.169, SLG: 0.175 37 Antonio Bastardo, R (7, 1) 7 Michael Martinez, S (8, PH) OBP: 0.250, SLG: 0.297 40 Michael Stutes, R (8, 1) 46 Ryan Madson, L (9, 1)			C FF 91 B KC 78 C KC 76 C SI 92 1-3 ③ K		B FF 92 C FF 91 B FF 92 F SI 91 S FF 91 2-3 ② K			1 SAFE L CH 88 1 SAFE X CH 86 0-1 ① B3		2 0 1 0 0	0 0 0 0 0	0 0 0 0 0	0 0 0 0 0	2 0 0 0 0	2 0 1 0 0	2 0 1 0 0

Inning Stats	R: 0 E: 0 K: 2 S: 9	H: 0 LOB: 0 BB: 0 P: 14	R: 0 E: 0 K: 1 S: 7	H: 0 LOB: 0 BB: 0 P: 8	R: 0 E: 0 K: 1 S: 7	H: 0 LOB: 0 BB: 0 P: 8	R: 0 E: 0 K: 0 S: 7	H: 1 LOB: 1 BB: 0 P: 12	R: 1 E: 0 K: 2 S: 18	H: 3 LOB: 2 BB: 0 P: 25	R: 0 E: 0 K: 2 S: 9	H: 0 LOB: 0 BB: 0 P: 13	R: 0 E: 0 K: 0 S: 8	H: 0 LOB: 0 BB: 0 P: 10	R: 2 E: 0 K: 1 S: 8	H: 2 LOB: 0 BB: 0 P: 10	R: 0 E: 0 K: 1 S: 7	H: 0 LOB: 0 BB: 0 P: 10	1B: 4 2B: 1 3B: 0 HR: 1	SF: 0 SAC: 0 DP: 0 HBP: 0	WP: 0 PB: 0 SB: 0 CS: 0	PA: 33
---	---	---	---	---	---	---	---	---	---	---	---	---	---	---	---	---	---	---	---	---	---	---	---	---

PITCHER		IP	WLS	BF	H	R	ER	SO	BB	IBB	HBP	BLK	WP	HR	S	P	ERA	WHIP
34 Homer Bailey, R ERA: 4.35	(1, 1)	8.0	L	30	6	3	3	9	0	0	0	0	0	1	73	100	3.38	0.750
45 Bill Bray, L ERA: 2.83	(9, 1)	0.1		1	0	0	0	1	0	0	0	0	0	0	3	5	0.00	0.000
40 Nick Masset, R ERA: 4.04	(9, 1)	0.2		2	0	0	0	0	0	0	0	0	0	0	4	5	0.00	0.000

PITCHER		IP	WLS	BF	H	R	ER	SO	BB	IBB	HBP	BLK	WP	HR	S	P	ERA	WHIP

AB	33
R	3
H	6
RBI	3
BB	0
SO	10
LOB	7

BOTTOM

Philadelphia Phillies @ Cincinnati Reds

Great American Ball Park, Cincinnati, OH

Mon Aug 29 2011, 7:11 PM - 9:47 PM EDT

Att. 21,360 - Clear - 78 F

livebaseballscorecards.com

Batter	1	2	3	4	5	6	7	8	9	AB	R	H	RBI	BB	SO	LOB
4 Brandon Phillips, R (1, 4) OBP: 0.347, SLG: 0.436	C CH 79 F FF 91 C FF 90 0-3 ① K			B FC 85 F FF 90 X FC 87 1-1 19 G4-3 3B		B CU 74 B CU 73 B CU 72 C FF 90 C CH 81 X FF 89 3-2 ② F8 2-3		D SL 81 D SL 82 C SL 79 B FF 91 F FF 91 F SL 80 F SL 79 X SL 80 3-2 17 E 17 1B 1-3 1B		4	1	2	0	0	1	1
17 Dave Sappelt, R (1, 7) OBP: 0.258, SLG: 0.281	B FF 90 C FF 91 F FC 88 S CH 84 1-3 ② K2-3			B CU 74 F FF 89 T CH 83 B CH 83 F CH 82 F CH 84 F CH 82 B FF 92 T CH 84 3-2 ① K		S CH 81 B CU 75 C FF 91 B CU 76 S CH 84 2-3 ③ K		1 SAFE C FF 92 C SL 81 X SL 80 0-2 E5 1-3 3-H 1B		4	0	1	1	0	3	2
19 Joey Votto, L (1, 3) OBP: 0.438, SLG: 0.551	C CU 74 F FF 92 X FF 92 0-2 ③ F7			C CU 76 S CH 84 D CU 78 B FF 90 X CU 79 2-2 ② G4-3 3-H			B SL 82 B FF 91 B FF 92 F FF 92 B FF 92 4-1 BB	B SL 81 B FF 91 X SL 80 2-0 ③ G4-3		3	0	0	1	1	0	2
32 Jay Bruce, L (1, 9) OBP: 0.341, SLG: 0.495		C FF 90 B FF 90 F FF 91 X FF 92 1-2 ① L4		B FC 89 X FC 88 1-0 ③ G5-3			S SL 83 S SL 83 S SL 82 0-3 ① K		B CH 84 C FF 93 B FF 93 S CH 83 B CH 83 X FF 94 3-2 6 FC5-4 1B	4	0	1	0	0	1	1
23 Yonder Alonso, L (1, 5) OBP: 0.500, SLG: 0.765		X FF 90 0-0 ② G3			B FF 84 B CH 81 C FF 87 T FF 91 S CH 84 2-3 ① K		B FF 92 1 SAFE 1 SAFE S SL 83 D SL 84 1 SAFE F SL 82 C FF 93 2-3 ② K		S CH 83 S CH 83 F FF 94 S CH 83 0-3 ① K	4	0	0	0	0	3	2
6 Drew Stubbs, R (1, 8) OBP: 0.321, SLG: 0.379		B CU 75 B CH 82 B FF 90 C FF 89 F FF 92 C FF 90 3-3 ③ K			S FF 90 X FF 91 0-1 ② G5-3		C SL 81 B FF 93 S SL 81 B SL 82 S SL 82 2-3 ③ K		C FC 94 S CH 84 X CH 84 0-2 ② FC5-4 16 S 1-2f	4	0	0	0	0	2	2
16 Edgar Renteria, R (1, 6) OBP: 0.300, SLG: 0.335			B FF 89 B FF 91 B CH 83 C FF 91 F FF 91 S CH 83 3-3 ① K		X FF 90 0-0 ③ G4-3			B FF 92 X FF 92 1-0 ① P3	B CH 85 B FF 93 S CH 83 X FF 93 2-1 ③ G3 1-2	4	0	0	0	0	1	1
29 Ryan Hanigan, R (1, 2) OBP: 0.370, SLG: 0.375			X FF 91 0-0 ② F9			B FF 89 C CH 81 X FC 88 1-1 4 F8 34 SH2-4 1B		C FF 92 F FF 92 B SL 82 B SL 82 X FF 93 2-2 4 1B 17 1B 1B		3	1	2	0	0	0	0
34 Homer Bailey, R (1, 1) OBP: 0.250, SLG: 0.296 15 Fred Lewis, L (8, PH) OBP: 0.324, SLG: 0.320 45 Bill Bray, L (9, 1) 40 Nick Masset, R (9, 1)			B FC 87 S FF 90 B FF 91 B CH 83 S FF 91 X FF 92 3-2 ③ G4-3			X CH 81 0-0 ① SH2-4 1-2		D SL 83 1 SAFE C SL 80 B FF 92 B FF 92 F FF 92 C FF 92 3-3 ② K		1 1 0 0	0 0 0 0	0 0 0 0	0 0 0 0	0 1 0 0	0 1 0 0	0 1 0 0
Inning Stats	R: 0 E: 0 K: 2 S: 9 H: 0 LOB: 0 BB: 0 P: 10	R: 0 E: 0 K: 1 S: 7 H: 0 LOB: 0 BB: 0 P: 11	R: 0 E: 0 K: 1 S: 7 H: 0 LOB: 0 BB: 0 P: 13	R: 1 E: 0 K: 1 S: 12 H: 1 LOB: 0 BB: 0 P: 19	R: 0 E: 0 K: 1 S: 6 H: 0 LOB: 0 BB: 0 P: 8	R: 0 E: 0 K: 1 S: 9 H: 1 LOB: 1 BB: 0 P: 15	R: 0 E: 0 K: 3 S: 10 H: 0 LOB: 1 BB: 1 P: 18	R: 1 E: 1 K: 1 S: 16 H: 3 LOB: 2 BB: 0 P: 27	R: 0 E: 0 K: 1 S: 12 H: 1 LOB: 1 BB: 0 P: 17	1B: 5 2B: 0 3B: 1 HR: 0 SF: 0 SAC: 1 DP: 0 HBP: 0						

	AB	32
	R	2
	H	6
	RBI	2
	BB	1
	SO	12
	LOB	12

WP: 0 PA: 34
PB: 0
SB: 1
CS: 0

PITCHER		IP	WLS	BF	H	R	ER	SO	BB	IBB	HBP	BLK	WP	HR	S	P	ERA	WHIP
35 Cole Hamels, L ERA: 2.58	(1, 1)	6.0		20	2	1	1	7	0	0	0	0	0	0	50	76	1.50	0.333
37 Antonio Bastardo, L ERA: 1.42	(7, 1)	1.0	W	4	0	0	0	3	1	0	0	0	0	0	10	18	0.00	1.000
40 Michael Stutes, R ERA: 3.78	(8, 1)	1.0	H	6	3	1	1	1	0	0	0	0	0	0	16	27	9.00	3.000
46 Ryan Madson, R ERA: 3.04	(9, 1)	1.0	S	4	1	0	0	1	0	0	0	0	0	0	12	17	0.00	1.000

PITCHER		IP	WLS	BF	H	R	ER	SO	BB	IBB	HBP	BLK	WP	HR	S	P	ERA	WHIP

TOP

Philadelphia Phillies @ Cincinnati Reds

Great American Ball Park, Cincinnati, OH

Tue Aug 30 2011, 7:11 PM - 10:00 PM EDT

Att. 19,317 - Partly Cloudy - 80 F

livebaseballscorecards.com

Batter	1	2	3	4	5	6	7	8	9	AB	R	H	RBI	BB	SO	LOB
8 Shane Victorino, S (1, 8) OBP: 0.381, SLG: 0.543	C FF 84 F SI 86 X FF 87 0-2 ① G3		C SI 87 B SI 87 B CH 76 S CU 72 X SI 86 2-2 ③ P5		C SI 83 B CH 77 X FF 85 1-1 27 F8 2B	B FF 91 B FC 91 F FC 90 T FF 91 F FC 90 X FC 89 2-2 ② P3 2-3		B SI 92 B SI 89 B SI 91 C FF 92 F SI 91 B SI 90 4-2 BB		4	0	1	0	1	0	1
27 Placido Polanco, R (1, 5) OBP: 0.328, SLG: 0.336	X CH 78 0-0 ② F9			C FF 85 F FC 83 B FF 88 X FF 88 1-2 ① L7	C SL 76 F SL 76 B SI 86 X FC 83 1-2 ② F8 2-3	B FC 90 F FC 89 C FF 91 X FC 89 1-2 ③ G5-3		X FF 91 0-0 ③ L8		5	0	0	0	0	0	3
26 Chase Utley, L (1, 4) OBP: 0.363, SLG: 0.455	C FF 84 B SI 86 B SI 86 S SI 87 X SI 86 2-2 1B			B FF 83 B CU 68 F FF 85 B SI 86 F FF 88 F SI 87 B SI 86 4-2 6 HR BB	X FF 87 0-0 ③ P5		C FC 89 B CH 82 X CH 81 1-1 ① P6		C SI 88 S SI 91 B CH 83 B SI 90 X CH 83 2-2 ① G3-1	4	1	1	0	1	0	1
6 Ryan Howard, L (1, 3) OBP: 0.339, SLG: 0.489	B SI 86 B SI 87 F SI 88 1 SAFE X SI 87 2-1 ③ F7			F FF 85 1 SAFE X SI 87 0-1 1-H HR	B SL 73 B CU 68 C CU 71 C SL 74 C SI 87 2-3 ① K	B FC 89 C CU 80 S FC 90 S CU 82 1-3 ② K			S SL 80 B SI 91 B SI 90 S SL 80 B SI 92 F SL 80 F SL 80 F FF 92 X SL 78 3-2 HR	5	2	2	3	0	2	1
3 Hunter Pence, R (1, 9) OBP: 0.366, SLG: 0.487		C CH 77 S SI 86 B SL 78 F FF 88 F CU 67 B FF 88 B FF 88 X FF 88 3-2 ① F9		X SL 78 0-0 ② G6-3	C SI 87 B FF 87 S SL 78 X FF 87 1-2 HR	C FF 92 B FC 92 F CU 79 B SL 84 F CU 83 B FC 91 X CU 80 3-2 29 HR 1B			C SL 80 B FF 92 B FF 91 C FF 91 F SI 91 B SL 79 F SI 91 X SL 80 3-2 ② G5-3	5	2	2	1	0	0	0
29 Raul Ibanez, L (1, 7) OBP: 0.288, SLG: 0.419		C FF 86 C SI 88 B CH 78 F SL 78 X SL 74 1-2 ② P5		C FF 85 B SI 84 X CH 76 1-1 51 BB 1B	X CU 68 0-0 21 E 51 1B 34 2B 1B	D FF 89 D FC 88 B FF 88 C FF 90 X FC 88 3-1 1-H HR			C SI 88 B FF 91 C FF 90 F SI 91 X SI 90 1-2 ③ G6-3	5	2	3	2	0	0	0
51 Carlos Ruiz, R (1, 2) OBP: 0.366, SLG: 0.381		B FF 87 C CH 79 F FF 88 X SI 89 1-2 ③ P4		B SI 86 B SI 86 B SL 78 B CH 77 4-0 21 FC5-4 1-2 BB	F SI 86 X CH 80 0-1 21 E 34 2B 1-2 1B	X FF 92 0-0 ③ F9				3	1	1	0	1	0	0
21 Wilson Valdez, R (1, 6) OBP: 0.289, SLG: 0.333			B CU 69 S CU 70 B CH 77 S CH 78 F SI 87 C FF 89 2-3 ① K	X CH 78 0-0 ③ FC5-4 1-2f	X SI 87 0-0 FC5 34 2B 1-2 2-3			B SL 79 F FF 90 X SL 78 1-1 ① G5-3		4	1	0	0	0	1	4
34 Roy Halladay, R (1, 1) OBP: 0.143, SLG: 0.148 7 Ross Gload, L (8, PH) OBP: 0.253, SLG: 0.294 54 Brad Lidge, R (8, 1) 39 Michael Schwimer, R (9, 1)			C CH 80 F FF 85 B FF 88 F SL 76 X CU 67 1-2 ② G5-3		X CH 78 0-0 ① G6-3	X SI 86 0-0 8 WP 1-H 2-H 3-H 2B		B FF 90 F FF 89 B KC 74 X FF 91 2-1 ② G3-1		3 1 0 0	0 0 0 0	1 0 0 0	3 0 0 0	0 0 0 0	0 0 0 0	0 0 0 0

	AB	39
	R	9
	H	11
	RBI	9
	BB	3
	SO	3
	LOB	10

Inning Stats	1	2	3	4	5	6	7	8	9
	R: 0 E: 0 K: 0 S: 9 H: 1 LOB: 1 BB: 0 P: 13	R: 0 E: 0 K: 0 S: 12 H: 0 LOB: 0 BB: 0 P: 17	R: 0 E: 0 K: 1 S: 11 H: 0 LOB: 0 BB: 0 P: 16	R: 2 E: 0 K: 0 S: 12 H: 2 LOB: 2 BB: 2 P: 22	R: 0 E: 0 K: 0 S: 7 H: 1 LOB: 1 BB: 0 P: 9	R: 4 E: 1 K: 1 S: 18 H: 4 LOB: 1 BB: 0 P: 24	R: 2 E: 0 K: 1 S: 12 H: 2 LOB: 0 BB: 0 P: 20	R: 0 E: 0 K: 0 S: 7 H: 0 LOB: 1 BB: 1 P: 14	R: 1 E: 0 K: 0 S: 18 H: 1 LOB: 0 BB: 0 P: 27

	1B: 5	SF: 0	WP: 1	PA: 42
	2B: 2	SAC: 0	PB: 0	
	3B: 0	DP: 0	SB: 0	
	HR: 4	HBP: 0	CS: 0	

PITCHER		IP	WLS	BF	H	R	ER	SO	BB	IBB	HBP	BLK	WP	HR	S	P	ERA	WHIP
61 Bronson Arroyo, R ERA: 5.13	(1, 1)	5.1	L	27	8	6	5	2	2	0	0	0	0	2	62	91	8.44	1.875
66 Logan Ondrusek, R ERA: 2.83	(6, 1)	1.2		7	2	2	2	1	0	0	0	0	1	1	19	30	10.80	1.200
63 Sam LeCure, R ERA: 3.66	(8, 1)	2.0		8	1	1	1	0	1	0	0	0	0	1	25	41	4.50	1.000

PITCHER		IP	WLS	BF	H	R	ER	SO	BB	IBB	HBP	BLK	WP	HR	S	P	ERA	WHIP

BOTTOM

Philadelphia Phillies @ Cincinnati Reds

Great American Ball Park, Cincinnati, OH

Tue Aug 30 2011, 7:11 PM - 10:00 PM EDT

Att. 19,317 - Partly Cloudy - 80 F

livebaseballscorecards.com

Batter	1	2	3	4	5	6	7	8	9	AB	R	H	RBI	BB	SO	LOB
4 Brandon Phillips, R (1, 4) OBP: 0.346, SLG: 0.434	C FC 90 X CH 83 0-1 19 BB 1B		C SI 92 F FC 94 X CU 77 0-2 ② G6-3			S FC 90 B SI 92 F FC 89 B FC 90 F FC 89 X CU 77 2-2 ② G1-3		X FF 91 0-0 ① FC6-4 19 1B 1-2f		4	0	1	0	0	0	1
16 Edgar Renteria, R (1, 6) OBP: 0.295, SLG: 0.329	C FC 90 X SI 91 0-1 ① F8		C FC 93 F FC 90 B FC 91 B CH 85 B SI 92 F FC 90 X FC 92 3-2 ③ G4-3			C CU 75 F CH 82 C FC 88 0-3 ③ K		F SL 82 X SL 83 0-1 ② L6		4	0	0	0	0	1	2
19 Joey Votto, L (1, 3) OBP: 0.440, SLG: 0.554	B FC 90 B CU 77 C FC 89 B CU 77 B FC 89 4-1 1-2 BB			C FC 88 B SI 92 X CH 84 1-1 ① G4-3			B FC 89 X FC 89 1-0 6 BB 2B	X FF 90 0-0 1-3 1B		3	0	2	0	1	0	0
32 Jay Bruce, L (1, 9) OBP: 0.341, SLG: 0.492	B CH 84 B FC 88 C FC 90 F FC 90 D FC 90 S CU 78 3-3 ② K			C SI 92 S CH 83 B FC 90 B SI 92 F FC 90 X CU 77 2-2 ② G4-3			C FC 89 B SI 91 F FC 89 H FC 88 2-2 6 BB HBP	B SL 81 C SL 80 B FF 88 S SL 82 S SL 82 2-3 ③ K		3	0	0	0	0	2	4
43 Miguel Cairo, R (1, 5) OBP: 0.329, SLG: 0.415 17 Dave Sappelt, R (8, 8) OBP: 0.269, SLG: 0.292	B FC 89 C FC 89 X CH 84 1-1 ③ G1-3			S CU 77 F SI 92 B SI 92 B CH 85 F FC 90 B CU 77 C CU 77 3-3 ③ K			B FC 90 B SI 91 F SI 92 B FC 89 F SI 91 F SI 91 S CH 81 3-3 ① K		C FF 91 X FF 92 0-1 21 DI 1B	3 1	0 0	0 1	0 0	0 0	2 0	4 0
6 Drew Stubbs, R (1, 8) OBP: 0.321, SLG: 0.378 63 Sam LeCure, R (8, 1) OBP: 0.250, SLG: 0.286 7 Paul Janish, R (9, PH) OBP: 0.254, SLG: 0.259		B CU 74 F FC 88 F FC 93 B CH 84 F CU 77 X SI 92 2-2 ① F8			X CU 76 0-0 ① F8		B CH 82 C SI 91 B FC 90 C FC 89 B CH 82 B CU 77 4-2 29 FC5-4 1-2 2-3 BB		C SL 80 S CH 81 X SL 83 0-2 ① L9	2 0 1	0 0 0	0 0 0	1 0 0	0 0 0	0 0 1	0 0 0
15 Fred Lewis, L (1, 7) OBP: 0.321, SLG: 0.317 66 Logan Ondrusek, R (6, 1) 21 Todd Frazier, R (7, PH) OBP: 0.287, SLG: 0.463 (8, 5)		S FC 89 C FC 89 C FC 89 0-3 ② K			C SI 92 X CU 76 0-1 ② P5		S FC 90 B FC 90 D CU 78 C CU 76 C SI 92 2-3 ② K		B CH 80 F CH 81 B SL 80 C SL 79 S FF 91 2-3 ② K 1-2	2 0 2	0 0 0	0 0 0	0 0 0	1 0 2	0 0 0	0 0 4
29 Ryan Hanigan, R (1, 2) OBP: 0.364, SLG: 0.369		C CU 77 F CH 84 C SI 92 0-3 ③ K			B CH 86 C FC 89 B SI 92 C FC 90 C FC 90 2-3 ③ K		F FC 90 B FC 90 D CU 77 F SI 91 X CH 83 2-2 ③ FC5-4 1-2f		C FF 92 B SL 82 C SL 80 X CH 81 1-2 ③ F7	4	0	0	0	2	4	
61 Bronson Arroyo, R (1, 1) OBP: 0.128, SLG: 0.170 23 Yonder Alonso, L (6, 7) OBP: 0.500, SLG: 0.743			B FC 90 C SI 92 F FC 91 C CU 78 1-3 ① K			B CU 74 X FC 88 1-0 ① G4-3		C SL 80 B SL 81 B SL 80 C SL 81 B FF 90 B SL 82 4-2 4 FC6-4 BB		1 1	0 0	0 0	0 0	0 1	1 0	0 0
Inning Stats	R: 0 E: 0 K: 1 S: 10 H: 1 LOB: 2 BB: 1 P: 18	R: 0 E: 0 K: 2 S: 10 H: 0 LOB: 0 BB: 0 P: 12	R: 0 E: 0 K: 1 S: 10 H: 0 LOB: 0 BB: 0 P: 14	R: 0 E: 0 K: 1 S: 10 H: 0 LOB: 0 BB: 0 P: 16	R: 0 E: 0 K: 1 S: 6 H: 0 LOB: 0 BB: 0 P: 8	R: 0 E: 0 K: 1 S: 8 H: 0 LOB: 0 BB: 0 P: 11	R: 0 E: 0 K: 2 S: 15 H: 1 LOB: 3 BB: 1 P: 29	R: 0 E: 0 K: 1 S: 9 H: 1 LOB: 2 BB: 1 P: 15	R: 0 E: 0 K: 1 S: 11 H: 1 LOB: 1 BB: 0 P: 14	1B: 3 2B: 1 3B: 0 HR: 0 SF: 0 SAC: 0 DP: 0 HBP: 1						WP: 0 PB: 0 SB: 0 CS: 0 PA: 35	

PITCHER		IP	WLS	BF	H	R	ER	SO	BB	IBB	HBP	BLK	WP	HR	S	P	ERA	WHIP
34 Roy Halladay, R ERA: 2.47	(1, 1)	7.0	W	26	2	0	0	9	2	0	1	0	0	0	69	108	0.00	0.571
54 Brad Lidge, R ERA: 1.8	(8, 1)	1.0		5	1	0	0	1	1	0	0	0	0	0	9	15	0.00	2.000
39 Michael Schwimer, R ERA: 3.6	(9, 1)	1.0		4	1	0	0	1	0	0	0	0	0	0	11	14	0.00	1.000

PITCHER	IP	WLS	BF	H	R	ER	SO	BB	IBB	HBP	BLK	WP	HR	S	P	ERA	WHIP

Batter	1	2	3	4	5	6	7	8	9	AB	R	H	RBI	BB	SO	LOB
8 Shane Victorino, S (1, 8) OBP: 0.382, SLG: 0.539	B FF 84 B FF 85 C FF 85 B SI 86 B FF 85 4-1 26 FC4-6 27 BB 6 FC3-6 BB	B SL 82 B FF 88 C CU 78 F SL 82 X FF 90 2-2 ② F4		B FF 86 B SI 86 X FF 86 2-0 ③ G3			B CU 78 B FF 88 C CU 77 B CU 79 B FF 85 4-1 27 1B 26 FC6-4 BB		B FF 100 S FF 99 B FF 100 B FF 97 F FF 98 S FF 99 3-3 ① K	3	2	0	0	2	1	3
27 Placido Polanco, R (1, 5) OBP: 0.332, SLG: 0.338	B FF 83 C CU 75 B FF 84 1 SAFE B SL 76 F FF 86 B SL 79 4-2 26 FC4-6 1-2 BB	X SL 82 0-0 ③ G1-3			C SI 85 C SL 80 B FF 89 B SI 88 S SL 81 2-3 ① K		F SL 80 B SL 83 X SL 80 1-1 26 FC6-4 1-3 1B		B FF 99 B FF 98 C FF 98 F FF 97 B FF 101 X FF 100 3-2 1B	4	0	2	0	1	1	3
26 Chase Utley, L (1, 4) OBP: 0.358, SLG: 0.448	C FF 86 B SI 88 X FF 84 1-1 ① FC4-6 6 FC3-6 1-2f 2-3		C FF 90 S CU 79 B SL 81 X SL 84 1-2 ① G4-3		B SI 90 C SL 82 S CU 79 B SI 90 F FF 91 B SI 90 C CU 78 3-3 ② K		D SI 89 B SL 83 X SI 89 2-0 ① FC6-4 6 G6-3 1-2f 3-H		C FF 99 D FF 100 1 SAFE X FF 99 1-1 ② F7	5	0	0	1	0	1	4
6 Ryan Howard, L (1, 3) OBP: 0.336, SLG: 0.484	C SL 82 X SI 90 0-1 ② FC3-6 1-2f 3-H		S SL 80 S SI 89 S FF 90 0-3 ② K		F FF 92 B FF 91 S SI 90 S SL 80 1-3 ③ K		D SL 84 1 SAFE S SL 84 B FF 89 T SL 82 B FF 90 X SL 82 3-2 ② G6-3 1-2		C FF 99 S SL 89 F FF 101 F SL 91 X SL 93 0-2 ③ F7	5	0	0	1	0	2	3
3 Hunter Pence, R (1, 9) OBP: 0.367, SLG: 0.492	B SI 86 B FF 85 C SI 86 X CU 79 2-1 ③ F8		B CH 79 B SI 88 B SL 78 B FF 87 4-0 15 BB BB			B CH 80 F FF 88 B FF 88 X CU 76 2-1 HR	B FS 86 B FS 87 C FS 85 X FS 86 2-1 ③ L7			3	1	1	1	1	0	2
15 John Mayberry Jr., R (1, 7) OBP: 0.329, SLG: 0.514		B SI 84 F FF 86 B FF 86 X CU 75 2-1 ① G5-3	B CU 76 B SI 86 B SI 87 B FF 87 4-0 1-2 BB			C FF 87 S SL 82 B SL 82 S CH 80 1-3 ① K		C FS 86 B FF 91 C FF 92 X FS 86 1-2 21 G6-3 51 1B 1B		3	0	1	0	1	1	0
51 Carlos Ruiz, R (1, 2) OBP: 0.370, SLG: 0.385		B FF 85 C CU 71 F SI 87 B FF 88 F FF 87 X FF 88 2-2 33 SH 21 1B 1B	C CU 78 X FF 89 0-1 ③ F9			F CU 80 B FF 88 B CH 78 F SL 81 F FF 89 F SI 89 F CH 79 X SL 84 2-2 21 FC5-4 1B		F FF 92 B FF 93 1 SAFE 1 SAFE S FS 85 F FS 87 F FS 86 X FS 85 1-2 21 G6-3 1-2 1B		4	0	3	0	0	0	2
21 Wilson Valdez, R (1, 6) OBP: 0.289, SLG: 0.332		C FF 86 B SI 87 B FF 85 X SI 85 2-1 33 SH 1-2 1B		B FF 84 C CU 78 X CU 76 1-1 G6-3		X CH 78 0-0 ② FC5-4 33 WP 1-2f		B FF 93 C FS 84 S FF 93 F FF 88 X FF 93 1-2 ①② G6-3 1-2f 2-3		4	0	1	0	0	0	3
33 Cliff Lee, L (1, 1) OBP: 0.219, SLG: 0.339 46 Ryan Madson, L (9, 1)		X FF 88 0-0 SH 1-2 2-3		X SI 87 0-0 ② G4-3		S SL 76 S SL 78 B SL 81 B CU 78 S SI 90 2-3 ③ K 1-2		C FS 86 C FF 92 B FF 92 X FS 87 1-2 ③ G6-3		3 0	0 0	0 0	0 0	0 0	1 0	2 0
Inning Stats	R: 1 E: 0 K: 0 S: 9 H: 0 LOB: 1 BB: 2 P: 20	R: 0 E: 0 K: 0 S: 13 H: 2 LOB: 3 BB: 0 P: 21	R: 0 E: 0 K: 1 S: 8 H: 0 LOB: 2 BB: 2 P: 17	R: 0 E: 0 K: 0 S: 4 H: 0 LOB: 0 BB: 0 P: 7	R: 0 E: 0 K: 3 S: 10 H: 0 LOB: 0 BB: 0 P: 16	R: 1 E: 0 K: 2 S: 15 H: 2 LOB: 1 BB: 0 P: 22	R: 1 E: 0 K: 0 S: 9 H: 1 LOB: 1 BB: 1 P: 21	R: 0 E: 0 K: 0 S: 15 H: 2 LOB: 1 BB: 0 P: 19	R: 0 E: 0 K: 1 S: 13 H: 1 LOB: 1 BB: 0 P: 20	1B: 7 2B: 0 3B: 0 HR: 1 SF: 0 SAC: 1 DP: 1 HBP: 0						

PITCHER		IP	WLS	BF	H	R	ER	SO	BB	IBB	HBP	BLK	WP	HR	S	P	ERA	WHIP
50 Dontrelle Willis, L ERA: 4.1	(1, 1)	6.2	L	31	5	3	3	6	5	0	0	0	1	1	66	120	4.05	1.500
33 Jose Arredondo, R ERA: 3.14	(7, 1)	1.1		5	2	0	0	0	0	0	0	0	0	0	17	23	0.00	1.500
54 Aroldis Chapman, L ERA: 3.76	(9, 1)	1.0		4	1	0	0	1	0	0	0	0	0	0	13	20	0.00	1.000

PITCHER	IP	WLS	BF	H	R	ER	SO	BB	IBB	HBP	BLK	WP	HR	S	P	ERA	WHIP

TOP

Philadelphia Phillies @ Cincinnati Reds

Great American Ball Park, Cincinnati, OH

Wed Aug 31 2011, 7:10 PM - 10:03 PM EDT

Att. 18,567 - Partly Cloudy - 88 F

livebaseballscorecards.com

AB	34
R	3
H	8
RBI	3
BB	5
SO	7
LOB	22

BOTTOM

Philadelphia Phillies @ Cincinnati Reds

Great American Ball Park, Cincinnati, OH

Wed Aug 31 2011, 7:10 PM - 10:03 PM EDT

Att. 18,567 - Partly Cloudy - 88 F

livebaseballscorecards.com

Batter	1	2	3	4	5	6	7	8	9	AB	R	H	RBI	BB	SO	LOB
4 Brandon Phillips, R (1, 4) OBP: 0.343, SLG: 0.431	C FF 91 F FF 91 B FF 92 X SI 92 1-2 ① L9		B CU 73 B SI 90 F CH 83 C SI 91 X CU 75 2-2 ③ G6-3			B SI 90 F SI 90 F SI 91 X CH 83 1-2 ② P6			C CH 82 X CU 72 0-1 ① G5-3	4	0	0	0	0	0	1
17 Dave Sappelt, R (1, 7) OBP: 0.268, SLG: 0.290	C FF 91 B CU 75 X FC 85 1-1 ② L7			C FF 90 C SI 90 X CH 83 0-2 19 CS 1B		S SI 91 C FC 86 B FC 86 X CH 86 1-2 ③ G6-3			B CH 82 X CH 81 1-0 ② P3	4	0	1	0	0	0	0
19 Joey Votto, L (1, 3) OBP: 0.439, SLG: 0.554	B FC 87 C FF 91 X FF 91 1-1 ③ G4-3			B SI 90 B SI 89 B FC 85 C FC 84 S FF 90 S CH 84 3-3 ① ② K 1-2			C CH 81 B FC 84 B FF 91 B FF 90 C FC 86 F FC 87 X FF 91 3-2 ① G6-3		B SI 90 F FC 86 X CU 72 1-1 43 HBP 2B	4	0	1	0	0	1	1
32 Jay Bruce, L (1, 9) OBP: 0.342, SLG: 0.491		C SI 89 B SI 90 B SI 91 X CH 82 2-1 ① G3		C CU 74 S FC 86 F SI 92 F FC 83 B CH 84 X SI 92 1-2 1B			B FC 86 S CH 82 F CH 82 S CU 75 1-3 ② K		B SI 90 F CH 82 B FC 84 C CH 83 B CU 73 F CH 82 B CH 83 4-2 43 HBP BB	3	0	1	0	1	1	0
43 Miguel Cairo, R (1, 5) OBP: 0.328, SLG: 0.410		B CH 83 B FC 85 C CH 83 B SI 91 F SI 90 S FC 86 3-3 ② K		X SI 91 0-0 ③ F9			C FF 91 F CU 74 B CU 75 C FF 92 1-3 ③ K		F SI 90 F CH 83 H CU 75 1-2 HBP 1-2 2-3	3	0	0	0	0	2	1
6 Drew Stubbs, R (1, 8) OBP: 0.323, SLG: 0.379 23 Yonder Alonso, L (9, PH) OBP: 0.488, SLG: 0.722		C SI 91 C SI 91 S CU 76 0-3 ③ K			X CH 82 0-0 55 FC6-4 1B			B C FC 84 X FF 90 1-1 1B	B F FC 93 X CH 84 1-1 ③ P5	3 1	0 0	2 0	0 0	0 0	1 0	0 3
55 Ramon Hernandez, R (1, 2) OBP: 0.343, SLG: 0.454			C CU 72 X FF 91 0-1 50 SH3-4 1B		1 SAFE F FC 86 B CU 73 F CH 83 X FC 86 1-2 ① ② FC6-4 1-2f			B CH 82 C FF 89 B FC 85 X FC 84 2-1 ① F8		3	0	1	0	0	0	2
7 Paul Janish, R (1, 6) OBP: 0.252, SLG: 0.257			C SI 90 B SI 90 B SI 90 F FC 86 T CH 83 2-2 ① K		F CH 84 F FC 85 B CU 75 B CH 84 B CH 85 X FF 91 3-2 ③ F7			X FF 90 0-0 ② F9		3	0	0	0	0	1	2
50 Dontrelle Willis, L (1, 1) OBP: 0.409, SLG: 0.727 33 Jose Arredondo, R (7, 1) OBP: 0.500, SLG: 0.500 21 Todd Frazier, R (8, PH) OBP: 0.284, SLG: 0.457 54 Aroldis Chapman, L (9, 1)			X SI 90 0-0 ② SH3-4 1-2			X SI 90 0-0 ① G6-3		S CH 82 B FF 92 B FC 86 F FF 91 C SI 91 2-3 ③ K		1 0 1 0	0 0 0 0	0 0 0 0	0 0 0 0	0 0 1 0	0 0 1 0	0 0 1 0
Inning Stats	R: 0 E: 0 K: 0 S: 7 H: 0 LOB: 0 BB: 0 P: 10	R: 0 E: 0 K: 2 S: 8 H: 0 LOB: 0 BB: 0 P: 13	R: 0 E: 0 K: 1 S: 9 H: 1 LOB: 1 BB: 0 P: 13	R: 0 E: 0 K: 1 S: 12 H: 2 LOB: 1 BB: 0 P: 16	R: 0 E: 0 K: 0 S: 7 H: 1 LOB: 0 BB: 0 P: 11	R: 0 E: 0 K: 0 S: 7 H: 0 LOB: 0 BB: 0 P: 9	R: 0 E: 0 K: 2 S: 10 H: 0 LOB: 0 BB: 0 P: 15	R: 0 E: 0 K: 1 S: 8 H: 1 LOB: 1 BB: 0 P: 13	R: 0 E: 0 K: 0 S: 12 H: 1 LOB: 3 BB: 1 P: 20	1B: 5 2B: 2 3B: 0 HR: 0 SF: 0 SAC: 1 DP: 1 HBP: 1						

	AB	30
	R	0
	H	6
	RBI	0
	BB	1
	SO	7
	LOB	11

PITCHER		IP	WLS	BF	H	R	ER	SO	BB	IBB	HBP	BLK	WP	HR	S	P	ERA	WHIP
33 Cliff Lee, L ERA: 2.59	(1, 1)	8.2	W	32	6	0	0	7	1	0	1	0	0	0	78	117	0.00	0.808
46 Ryan Madson, R ERA: 3.02	(9, 1)	0.1	S	1	0	0	0	0	0	0	0	0	0	0	2	3	0.00	0.000

PITCHER	IP	WLS	BF	H	R	ER	SO	BB	IBB	HBP	BLK	WP	HR	S	P	ERA	WHIP

Philadelphia Phillies @ Cincinnati Reds

Great American Ball Park, Cincinnati, OH

Thu Sep 01 2011, 12:36 PM - 3:38 PM EDT

Att. 21,438 - Partly Cloudy - 89 F

livebaseballscorecards.com

Batter	1	2	3	4	5	6	7	8	9	AB	R	H	RBI	BB	SO	LOB
8 Shane Victorino, S (1, 8) OBP: 0.382, SLG: 0.538	B CH 85 C SI 87 X SL 86 1-1 L6 ①	B SI 87 C FC 89 F FC 87 F SL 82 B FF 89 X FC 89 2-2 1B 1-2 2-H ①			B CH 85 B SI 87 X SI 89 2-0 7 L3 1B ①		C FF 91 X SI 92 0-1 G4-3 ② 2-3		B FF 91 1 SAFE 1 SAFE B CH 89 X FF 92 2-0 G3 ① 1-2	5	0	2	1	0	0	2
7 Michael Martinez, S (1, 5) OBP: 0.249, SLG: 0.312	C FC 85 X KC 75 0-1 G4-3 ② B CH 84 S FC 88 B SL 81 B FC 88 X SI 90 3-1 F9 ③				1 SAFE P PO 82 F CH 86 F SI 88 1 SAFE 1 SAFE 1 SAFE X SI 89 1-2 L3 ② ③ 1-1		B SI 93 C FF 91 B CH 86 F FF 92 B FF 92 X FF 91 3-2 HR 3-H		C CH 85 C FF 93 D FF 94 X CH 86 1-2 G3-1 ② 2-3	5	1	1	2	0	0	5
26 Chase Utley, L (1, 4) OBP: 0.355, SLG: 0.444	C SI 88 F SI 88 B CH 84 F SI 90 B FC 89 B CH 84 X CH 84 3-2 F9 ③		C SL 83 B SI 89 X SI 88 1-1 L7 ①			C FC 86 F CH 83 X FC 90 0-2 G3-1 ①	B FF 91 C CH 86 B SI 92 X CH 85 2-1 6 1B 1B		C CU 81 X CH 86 0-1 G6-3 ③	5	0	1	0	0	0	2
6 Ryan Howard, L (1, 3) OBP: 0.337, SLG: 0.490		C SL 83 F KC 78 C SI 88 0-3 K ① B KC 78 C FC 88 X SL 81 1-1 F8 ②				B FC 88 X FC 88 1-0 HR	B SL 83 F FF 89 D SL 81 F SL 82 X SL 81 2-2 3 FC6-4 1B 1-3			4	1	2	1	0	1	0
3 Hunter Pence, R (1, 9) OBP: 0.366, SLG: 0.492		B SL 85 B SL 80 S SL 80 B SI 90 F FC 88 X SL 82 3-2 23 1B 2B F FC 87 F CH 84 B SI 90 C SI 90 1-3 K ③				X SL 82 0-0 F8 ②	F SI 90 F CH 82 B FF 89 X CH 82 1-2 FC6-4 ③ 1-2f			4	1	1	0	0	1	2
29 Raul Ibanez, L (1, 7) OBP: 0.288, SLG: 0.416		D SI 88 B SI 88 B SI 88 C SI 87 B FC 88 4-1 21 1B 23 1B 49 1B BB	C KC 73 F SI 88 F SI 89 B KC 80 B SI 89 F KC 79 X SI 91 2-2 G3 ①			B SI 90 X KC 78 1-0 E3		B SI 89 C FF 92 B FF 90 B SL 85 F FF 91 X FF 91 3-2 F8 ①		3	1	0	0	1	0	0
23 Brian Schneider, L (1, 2) OBP: 0.248, SLG: 0.275 51 Carlos Ruiz, R (8, PH) OBP: 0.369, SLG: 0.384 (8, 2)	B KC 76 C SI 89 S FC 88 B SL 81 B SI 89 X FF 89 3-2 21 1B 49 1B 1B 1-2 2-H	C KC 77 X SI 88 0-1 G6-3 ②			B SI 87 F FC 87 F SL 81 B CH 84 B SI 90 S KC 79 3-3 K ③		B FF 90 F FF 91 B SI 92 X FF 90 2-1 F7 ②		3 1	0 0	1 0	1 0	0 0	1 0	1 0
21 Wilson Valdez, R (1, 6) OBP: 0.292, SLG: 0.335	C SI 90 B FC 88 B SI 89 X KC 79 2-1 49 1B 8 1B 1B 1-2 2-3	C FC 88 S FC 89 B KC 81 X KC 78 1-2 L7 ③					C FF 91 B FC 92 X FC 92 1-1 8 G4-3 49 SH2-4 7 HR 1B	C FF 91 X FF 92 0-1 L7 ③		4	2	2	0	0	0	0
49 Vance Worley, R (1, 1) OBP: 0.243, SLG: 0.270 54 Brad Lidge, R (7, 1) 37 Antonio Bastardo, R (7, 1) 7 Ross Gload, L (9, PH) OBP: 0.281, SLG: 0.302 15 John Mayberry Jr., R (9, PR) OBP: 0.325, SLG: 0.614 46 Ryan Madson, L (9, 1)	S FC 89 S KC 78 B FC 88 X FF 89 1-2 8 1B 1B 1-2 2-H 3-H ②			C SI 86 X KC 75 0-1 G6-3 ①		X FF 90 0-0 SH2-4 ① 1-2	C CU 78 B FF 92 X CH 85 1-1 7 G3-1 8 G3 1B		2 0 0 1 0 0	0 0 0 0 0 0	1 0 0 1 0 0	1 0 0 0 0 0	0 0 0 0 0 0	0 0 0 0 0 0	0 0 0 0 0 0

	AB	37
	R	6
	H	12
	RBI	6
	BB	1
	SO	3
	LOB	12

Inning Stats	1	2	3	4	5	6	7	8	9	1B: 9	SF: 0	WP: 0	PA: 39
R:	0	3	0	0	0	1	2	0	0	2B: 2	SAC: 1	PB: 0	
E:	0	0	0	0	0	1	0	0	0	3B: 0	DP: 1	SB: 0	
K:	0	1	1	0	0	1	0	0	0	HR: 2	HBP: 0	CS: 0	
S:	8	21	7	10	7	9	16	7	8				
H:	0	5	0	0	1	1	4	0	1				
LOB:	0	2	0	0	0	1	2	0	2				
BB:	0	1	0	0	0	0	0	0	0				
P:	12	39	10	13	9	14	25	12	12				

PITCHER		IP	WLS	BF	H	R	ER	SO	BB	IBB	HBP	BLK	WP	HR	S	P	ERA	WHIP
44 Mike Leake, R ERA: 4.12	(1, 1)	6.0	L	25	7	4	4	3	1	0	0	0	0	1	62	97	6.00	1.333
51 Jared Burton, R ERA: 27.0	(7, 1)	0.2		5	3	2	2	0	0	0	0	0	0	1	10	16	27.00	4.500
57 Jeremy Horst, L ERA: 2.89	(7, 1)	0.1		2	1	0	0	0	0	0	0	0	0	0	6	9	0.00	3.000
45 Bill Bray, L ERA: 2.76	(8, 1)	1.0		3	0	0	0	0	0	0	0	0	0	0	7	12	0.00	0.000
48 Francisco Cordero, R ERA: 2.3	(9, 1)	1.0		4	1	0	0	0	0	0	0	0	0	0	8	12	0.00	1.000

PITCHER	IP	WLS	BF	H	R	ER	SO	BB	IBB	HBP	BLK	WP	HR	S	P	ERA	WHIP

BOTTOM

Philadelphia Phillies @ Cincinnati Reds

Great American Ball Park, Cincinnati, OH

Thu Sep 01 2011, 12:36 PM - 3:38 PM EDT

Att. 21,438 - Partly Cloudy - 89 F

livebaseballscorecards.com

Batter	1	2	3	4	5	6	7	8	9	AB	R	H	RBI	BB	SO	LOB
4 Brandon Phillips, R (1, 4) OBP: 0.345, SLG: 0.433	C SL 87 X FF 87 0-1 1B		C FF 88 B CH 83 F FF 89 F KC 77 X FC 88 1-2 16 G6-3 19 SF8 2B		C SL 86 X SL 86 0-1 ② G6-3		B SL 81 C SL 82 F SL 80 S SL 81 1-3 ① K			4	1	2	0	0	1	0
16 Edgar Renteria, R (1, 6) OBP: 0.298, SLG: 0.333	B CH 86 1 SAFE B FF 87 B FC 88 C SL 88 C FF 88 F FF 88 X FC 88 3-2 ① F9		X FF 90 0-0 ① G6-3 2-3		B FF 91 X SL 84 1-0 2B		B FF 90 B FF 90 C FF 88 B SL 81 B FF 88 4-1 19 G3-6-3 BB			3	0	1	0	1	0	2
19 Joey Votto, L (1, 3) OBP: 0.436, SLG: 0.550	F FC 89 B SL 85 X FF 89 1-1 ② F7		X SL 85 0-0 ② SF8 3-H		F KC 76 F FF 91 B FF 91 B SL 84 C SI 91 2-3 ③ K		D SL 84 B FF 92 B SL 83 F FF 92 X FF 93 3-1 ②③ G3-6-3 1-2f			3	0	0	1	0	1	3
32 Jay Bruce, L (1, 9) OBP: 0.341, SLG: 0.489	X SL 84 0-0 ③ F8		B FC 89 X SL 82 1-0 1B			B FC 90 B SL 84 B FF 90 C FF 90 S FC 91 X SI 90 3-2 ① F7		C FF 92 S SL 83 B SL 85 S SL 83 1-3 ① K		4	0	1	0	0	1	1
25 Juan Francisco, L (1, 5) OBP: 0.250, SLG: 0.182		B FC 89 B CH 80 B FF 89 B FC 89 4-0 23 1B BB	C FC 88 F SL 86 C FF 90 0-3 ③ K			C FF 91 B SL 85 B FC 80 S FC 92 B FC 92 X FF 91 3-2 ② G3-1		S SL 84 S SL 84 B SL 85 S SL 84 1-3 ② K		3	0	0	0	1	2	1
23 Yonder Alonso, L (1, 7) OBP: 0.468, SLG: 0.675		C FC 88 F FC 90 X FF 89 0-2 1-2 1B		B SL 84 F SI 89 S SL 85 B FF 91 F SL 86 F SL 84 C FF 92 2-3 ① K		B SL 86 B FF 90 C FC 91 B CH 83 C FF 91 S FC 91 3-3 ③ K		B FF 92 C SL 83 B FF 93 C FF 92 S SL 85 2-3 ③ K		4	0	1	0	0	3	0
6 Drew Stubbs, R (1, 8) OBP: 0.323, SLG: 0.380		C SL 84 F FF 89 C FF 89 0-3 ① K		B FF 91 X SL 85 1-0 ② G6-3			X SL 86 0-0 29 1B 28 HR 2B		M FF 92 F FF 91 B CH 81 S CH 83 1-3 ① K	4	1	1	0	0	2	2
29 Ryan Hanigan, R (1, 2) OBP: 0.363, SLG: 0.367		C FF 89 F SL 88 B SL 85 B FC 89 C FF 89 2-3 ② K		B FC 91 X FF 91 1-0 ③ G4-3			B CH 84 B SL 84 F FF 88 X SL 87 2-1 28 HR 2-3 1B		B FF 93 C FF 92 B CH 83 B CH 82 X FF 92 3-1 ② G5-3	4	1	1	0	0	1	2
44 Mike Leake, R (1, 1) OBP: 0.245, SLG: 0.271 51 Jared Burton, R (7, 1) 57 Jeremy Horst, L (7, 1) OBP: 1.000, SLG: 1.000 28 Chris Heisey, R (7, PH) OBP: 0.310, SLG: 0.468 45 Bill Bray, L (8, 1) 48 Francisco Cordero, R (9, 1) 55 Ramon Hernandez, R (9, PH) OBP: 0.342, SLG: 0.452	C SI 89 X SL 84 0-1 ③ G5-3		C FC 90 B SL 85 S SL 85 C FF 91 1-3 ① K				F SL 85 X SL 84 0-1 1-H 3-H HR		S CH 84 B CH 84 B CH 84 S FF 92 X CH 84 2-2 ③ G6-3	2 0 0 1 0 0 0 1	0 0 0 1 0 0 0 0	0 0 0 1 0 0 0 0	0 0 0 0 0 0 0 0	0 0 0 0 0 0 0 0	1 0 0 0 0 0 0 0	2 0 0 0 0 0 0 0
Inning Stats	R: 0 E: 0 K: 0 S: 9 H: 1 LOB: 1 BB: 0 P: 13	R: 0 E: 0 K: 2 S: 11 H: 1 LOB: 2 BB: 1 P: 17	R: 1 E: 0 K: 1 S: 10 H: 2 LOB: 1 BB: 0 P: 12	R: 0 E: 0 K: 1 S: 7 H: 0 LOB: 0 BB: 0 P: 11	R: 0 E: 0 K: 2 S: 9 H: 1 LOB: 1 BB: 0 P: 13	R: 0 E: 0 K: 1 S: 9 H: 0 LOB: 0 BB: 0 P: 18	R: 3 E: 0 K: 1 S: 11 H: 3 LOB: 0 BB: 1 P: 21	R: 0 E: 0 K: 3 S: 9 H: 0 LOB: 0 BB: 0 P: 13	R: 0 E: 0 K: 1 S: 8 H: 0 LOB: 0 BB: 0 P: 14	1B: 4 2B: 3 3B: 0 HR: 1 SF: 1 SAC: 0 DP: 1 HBP: 0						

	AB	R	H	RBI	BB	SO	LOB
	33	4	8	4	2	12	13

PITCHER		IP	WLS	BF	H	R	ER	SO	BB	IBB	HBP	BLK	WP	HR	S	P	ERA	WHIP
49 Vance Worley, R ERA: 2.85	(1, 1)	6.0	W	27	8	4	4	7	1	0	0	0	0	1	60	91	6.00	1.500
54 Brad Lidge, R ERA: 1.74	(7, 1)	0.1	H	2	0	0	0	1	1	0	0	0	0	0	4	9	0.00	3.000
37 Antonio Bastardo, L ERA: 1.38	(7, 1)	1.2	H	4	0	0	0	3	0	0	0	0	0	0	11	18	0.00	0.000
46 Ryan Madson, R ERA: 2.96	(9, 1)	1.0	S	3	0	0	0	1	0	0	0	0	0	0	8	14	0.00	0.000

PITCHER	IP	WLS	BF	H	R	ER	SO	BB	IBB	HBP	BLK	WP	HR	S	P	ERA	WHIP

Batter	1	2	3	4	5	6	7	8	9	AB	R	H	RBI	BB	SO	LOB
8 Shane Victorino, S (1, 8) OBP: 0.384, SLG: 0.542	C FF 89 X FF 88 0-1 27 SF7 3B		B FF 89 B CH 83 F FF 89 X FF 90 2-1 ③ F8		B CH 80 B FF 89 B CH 81 B FF 90 4-0 BB		B SI 94 B SI 95 C SI 94 B CH 84 X SI 93 3-1 E9 27 G4-3 26 WP 1B		C FF 94 X SL 87 0-1 ② G3	4	2	2	0	1	0	0
27 Placido Polanco, R (1, 5) OBP: 0.330, SLG: 0.337	F FF 89 F FF 90 B FF 90 F CU 79 X FF 91 1-2 ① SF7 3-H			C FF 86 B CU 76 F FF 88 B CU 75 F FF 88 B FF 89 X FF 87 3-2 ① P2	B FF 90 F FF 90 X FF 90 1-1 ② ③ F8-2 3-H		X SI 94 0-0 ① G4-3 2-3		C FF 93 B FF 96 B SL 90 X FF 94 2-1 1B	4	0	1	1	0	0	4
26 Chase Utley, L (1, 4) OBP: 0.353, SLG: 0.438	C FF 89 B CU 78 B FF 90 X FF 90 2-1 ② L8			C CU 77 B CH 81 B CU 76 C FF 89 B CU 78 F FF 89 S FF 88 3-3 ② K		H CH 79 1-0 3 WP 6 BB 15 SF8 HBP	F FF 95 F FF 95 F FF 96 D SL 89 B SL 89 X FF 96 2-2 ② G4-3 3-H		B CH 85 B SL 85 X FF 92 2-0 ③ F9	4	1	0	0	0	1	1
6 Ryan Howard, L (1, 3) OBP: 0.336, SLG: 0.487	S CU 78 S CU 79 X CU 79 0-2 ③ G6-3			B CU 77 X CH 82 1-0 ③ G3		B CU 74 B CU 75 C CU 76 B CH 80 B FF 89 4-1 51 WP 3 WP 1-2 BB	B SL 87 S FF 95 S FF 95 S SL 88 1-3 ③ K			3	0	0	0	1	1	0
3 Hunter Pence, R (1, 9) OBP: 0.369, SLG: 0.492		B FF 89 B CH 81 B FF 88 B FF 88 4-0 15 CS BB			S CH 81 B CU 76 B FF 88 X CH 81 2-1 E6 15 HR		B SL 86 C FF 93 B FF 93 B SL 86 T FF 93 F FF 95 B FF 94 4-2 51 WP 1-2 2-3 BB	B FF 92 S FF 96 F SL 87 B FF 96 X SL 88 2-2 51 BB 1B		2	1	1	0	2	0	0
15 John Mayberry Jr., R (1, 7) OBP: 0.328, SLG: 0.526		C FF 89 1 SAFE S FF 89 B CU 78 F FF 89 F CU 78 B CH 83 B FF 89 F FF 89 3-3 ① ② S FF 89 K 1-2			F CH 80 F FF 88 X CU 78 0-2 1-H HR		B FF 94 B FF 94 X FF 93 2-0 ① SF8 3-H	C FF 95 S FF 93 C FF 94 0-3 ① K		3	1	1	3	0	2	2
51 Carlos Ruiz, R (1, 2) OBP: 0.373, SLG: 0.385		X FF 88 0-0 ③ F9			B FF 89 F FF 88 X CH 81 1-1 21 2B 27 F8-2 1B		B SL 88 I IN 75 I IN 77 I IN 79 4-0 1-2 2-3 IBB	B FF 92 1 SAFE C SL 86 1 SAFE B FF 93 1 SAFE S FF 91 B SL 85 1 SAFE 4-2 F FF 92 D SL 87 21 G4-6-3 1-2 BB		2	0	1	0	2	0	0
21 Wilson Valdez, R (1, 6) OBP: 0.291, SLG: 0.337			C FF 87 L FF 87 B FF 88 S CH 81 1-3 ① K		B FF 88 B FF 89 F FF 89 X FF 88 2-1 1-3 2B		S FF 92 B SL 87 C FF 94 S FF 94 1-3 ② K	B FF 93 X FF 94 1-0 ② ③ G4-6-3 1-2f		4	0	1	0	0	2	5
44 Roy Oswalt, R (1, 1) OBP: 0.194, SLG: 0.107 40 Michael Stutes, R (7, 1) 37 Antonio Bastardo, R (8, 1) 16 John Bowker, L (9, PH) OBP: 0.300, SLG: 0.278 46 Ryan Madson, L (9, 1)			C FF 87 B FF 87 S FF 86 B CU 78 X FF 88 2-2 ② G4-3		B FF 91 S FF 88 B FF 88 S FF 87 B FF 89 S FF 88 3-3 ① K		B FF 92 S FF 92 C FF 93 C FF 93 1-3 ③ K		F FF 90 S CH 84 F FF 96 F CH 84 S SL 88 0-3 ① K	3 0 0 1 0	0 0 0 0 0	0 0 0 0 0	0 0 0 0 0	0 0 0 1 0	2 0 0 0 0	5 0 0 0 0

Inning Stats	1	2	3	4	5	6	7	8	9
	R: 1 E: 0 K: 0 S: 11	R: 0 E: 0 K: 1 S: 7	R: 0 E: 0 K: 1 S: 8	R: 0 E: 0 K: 1 S: 9	R: 2 E: 1 K: 1 S: 14	R: 1 E: 0 K: 2 S: 11	R: 1 E: 1 K: 1 S: 10	R: 0 E: 0 K: 1 S: 10	R: 0 E: 0 K: 1 S: 10
	H: 1 LOB: 0 BB: 0 P: 14	H: 0 LOB: 0 BB: 1 P: 14	H: 0 LOB: 0 BB: 0 P: 13	H: 0 LOB: 0 BB: 0 P: 16	H: 3 LOB: 2 BB: 1 P: 27	H: 0 LOB: 3 BB: 3 P: 28	H: 1 LOB: 0 BB: 0 P: 16	H: 1 LOB: 1 BB: 1 P: 17	H: 1 LOB: 1 BB: 0 P: 14

| | | |

Philadelphia Phillies @ Florida Marlins

Sun Life Stadium, Miami, FL

Fri Sep 02 2011, 7:11 PM - 10:24 PM EDT

Att. 21,659 - Partly Cloudy - 83 F

livebaseballscorecards.com

Batter	1	2	3	4	5	6	7	8	9	AB	R	H	RBI	BB	SO	LOB
1 Emilio Bonifácio, S (1, 6) OBP: 0.361, SLG: 0.378	C FF 90 B FF 91 X FF 91 1-1 12 1B 29 G4-6-3 2B	C FF 92 S FC 84 B FF 91 F FF 92 X FC 85 1-2 ③ G3			C CH 81 F CU 72 F FF 92 B FF 91 X SL 75 1-2 ① L7		B FF 93 1 SAFE B FF 94 B FF 94 C FF 93 B SL 81 4-1 1-2 BB		C FF 93 S CH 85 S CH 85 0-3 ③ K	4	1	1	0	1	1	2
12 Omar Infante, R (1, 4) OBP: 0.322, SLG: 0.364	F FF 92 X CH 83 0-1 29 G4-6-3 2-3 1B		B FC 83 B FF 90 B FF 90 C FF 90 X FC 88 3-1 29 G4-3 27 G6-3 2B		C SI 91 B CH 82 B FC 83 C FC 82 S CU 69 2-3 ② K		B FF 94 B SL 80 C FF 94 F FF 94 B SL 80 X SL 81 3-2 ② F8			4	1	2	0	0	1	2
29 Greg Dobbs, L (1, 5) OBP: 0.318, SLG: 0.388	C CH 82 B FF 92 X CU 69 1-1 ① ② G4-6-3 1-2f 3-H		X FC 82 0-0 ① G4-3 2-3		C FC 84 C FF 92 F CH 82 B FF 93 F CH 82 B FF 92 B FF 92 F FC 83 X SI 90 3-2 ③ F7		D SL 81 X FF 95 1-0 ③ G5-3			4	0	0	0	0	0	4
27 Giancarlo Stanton, R (1, 9) OBP: 0.351, SLG: 0.538	B FF 93 B SI 92 C CH 83 B CU 70 B FF 92 4-1 5 1B BB		D CU 70 B FF 93 B CU 70 S FC 84 F SI 91 F CU 69 F FF 93 X FC 84 3-2 ② G6-3 3-H			B FC 84 X CH 81 1-0 ① L4		B FF 93 B SL 82 C FF 93 F FF 92 F SL 85 F FF 92 S SL 84 2-3 ① K		3	0	0	1	1	1	0
5 Logan Morrison, L (1, 7) OBP: 0.324, SLG: 0.461	B FF 92 X FC 84 1-0 1-2 1B		F FF 92 X FC 85 0-1 3B			B FF 91 B CH 81 B FF 90 C FF 90 T FF 90 X FF 88 3-2 ② F7		C FF 92 B SL 85 S SL 85 X FF 94 1-2 ② P4		4	0	2	0	0	0	0
11 Jose Lopez, R (1, 3) OBP: 0.251, SLG: 0.369	S CH 82 B FF 92 C FF 92 B CH 81 F CH 81 F FF 93 S CU 70 2-3 ③ K		B SI 91 X FF 92 1-0 ③ G6-3			C FC 84 X FF 91 0-1 HR		C FF 92 B SL 81 S SL 83 B SL 84 X FF 93 2-2 ③ F8		4	1	1	1	0	1	3
11 Bryan Petersen, L (1, 8) OBP: 0.343, SLG: 0.423		C FF 91 B FF 90 X CH 80 1-1 1B		C FF 90 B FF 90 C FC 84 F FF 91 B CU 68 B FC 83 S FF 90 3-3 ① K	C CH 81 F SI 92 B SL 79 S SI 93 1-3 ③ K				C FF 93 B FF 93 S CH 83 X CH 84 1-2 ① G1-3	4	0	1	0	0	2	0
14 John Buck, R (1, 2) OBP: 0.322, SLG: 0.393		S FF 92 B FF 91 B FF 91 F FF 91 S FF 91 2-3 ① K		B FF 90 C CH 79 S FF 90 B SI 89 S FF 90 2-3 ② K			C FC 84 B FF 90 B FF 89 X FF 90 2-1 ① F8		B FF 92 C FF 94 F FF 94 B CH 83 S CH 84 2-3 ② K	4	0	0	0	0	3	1
52 Brad Hand, L (1, 1) OBP: 0.077, SLG: 0.077 39 Chris Hatcher, R (6, 1) 58 Ryan Webb, R (7, 1) 40 Mike Dunn, L (7, 1) 24 Mike Cameron, R (7, PH) OBP: 0.262, SLG: 0.318 50 Jose Ceda, R (8, 1) 15 Gaby Sanchez, R (9, PH) OBP: 0.345, SLG: 0.431		C FF 91 M CH 81 B CH 80 T CU 69 1-2 ② K		B FF 91 B FF 89 C CH 87 F FF 90 F CH 80 B FF 90 X FF 90 3-2 ③ G5-3			B FF 91 C FF 92 X FF 91 1-1 1 BB 1B		C CH 83 F CH 84 B FF 94 B FF 93 X FF 94 2-2 1B	2 0 0 0 1 0 1	0 0 0 0 0 0 0	0 0 0 0 1 0 1	0 0 0 0 0 0 0	1 0 0 0 0 0 0	1 0 0 0 0 0 0	1 0 0 0 0 0 0
Inning Stats	R: 1 H: 3 E: 0 LOB: 2 K: 1 BB: 1 S: 13 P: 22	R: 0 H: 1 E: 0 LOB: 1 K: 2 BB: 0 S: 12 P: 17	R: 1 H: 2 E: 0 LOB: 1 K: 0 BB: 0 S: 11 P: 18	R: 0 H: 0 E: 0 LOB: 0 K: 2 BB: 0 S: 11 P: 19	R: 0 H: 0 E: 0 LOB: 0 K: 1 BB: 0 S: 13 P: 19	R: 1 H: 1 E: 0 LOB: 0 K: 1 BB: 0 S: 9 P: 14	R: 0 H: 1 E: 0 LOB: 2 K: 0 BB: 1 S: 9 P: 20	R: 0 H: 0 E: 0 LOB: 0 K: 1 BB: 0 S: 11 P: 16	R: 0 H: 1 E: 0 LOB: 1 K: 2 BB: 0 S: 12 P: 17	1B: 5 SF: 0 2B: 2 SAC: 0 3B: 1 DP: 1 HR: 1 HBP: 0						WP: 0 PA: 37 PB: 0 SB: 0 CS: 0	

	AB	35
	R	3
	H	9
	RBI	2
	BB	2
	SO	10
	LOB	13

PITCHER		IP	WLS	BF	H	R	ER	SO	BB	IBB	HBP	BLK	WP	HR	S	P	ERA	WHIP
44 Roy Oswalt, R ERA: 3.8	(1, 1)	6.1	W	27	8	3	3	7	1	0	0	0	0	1	73	116	4.26	1.421
40 Michael Stutes, R ERA: 3.73	(7, 1)	0.2	H	3	0	0	0	0	1	0	0	0	0	0	5	13	0.00	1.500
37 Antonio Bastardo, L ERA: 1.35	(8, 1)	1.0	H	3	0	0	0	1	0	0	0	0	0	0	11	16	0.00	0.000
46 Ryan Madson, R ERA: 2.9	(9, 1)	1.0	S	4	1	0	0	2	0	0	0	0	0	0	12	17	0.00	1.000

PITCHER	IP	WLS	BF	H	R	ER	SO	BB	IBB	HBP	BLK	WP	HR	S	P	ERA	WHIP

Philadelphia Phillies @ Florida Marlins

Sun Life Stadium, Miami, FL

Sat Sep 03 2011, 8:49 PM - 11:36 PM EDT

Att. 25,333 - Drizzle - 73 F

TOP

livebaseballscorecards.com

Batter	1	2	3	4	5	6	7	8	9	AB	R	H	RBI	BB	SO	LOB
8 Shane Victorino, S (1, 8) OBP: 0.381, SLG: 0.537	X SI 89 0-0 ① G4-3	C FF 91 F FF 91 F CU 75 C FF 91 0-3 ③ K		C CU 76 B CU 74 F FF 92 F FS 83 B CU 75 F CU 75 B SL 82 S FF 91 3-3 ③ K			B SI 95 C SI 95 B CH 86 X SI 95 2-1 ③ G4-3			4	0	0	0	0	2	2
27 Placido Polanco, R (1, 5) OBP: 0.327, SLG: 0.333	B FF 89 B FF 90 C FF 89 B FF 91 X FF 89 3-1 ② G6-3		B SI 88 F FF 88 F SL 83 B SL 83 X FF 90 2-2 ① G4-3		C CU 72 C CU 75 X SL 83 0-2 ① L3			F FF 91 X SL 83 0-1 ① F9		4	0	0	0	0	0	0
26 Chase Utley, L (1, 4) OBP: 0.352, SLG: 0.442	B SI 91 B FF 91 T SI 91 X SI 91 2-1 ③ F8		C CU 74 B CU 76 C FS 83 B CU 75 X SI 90 2-2 3B		B FF 89 F SI 90 B CU 74 B FF 91 F SI 90 X SI 91 3-2 ② G1-3			B FF 91 B FS 85 C FF 91 B FS 87 X FF 92 3-1 ② G4-3		4	0	1	0	0	0	0
6 Ryan Howard, L (1, 3) OBP: 0.337, SLG: 0.488		C CU 71 B CU 74 B FF 90 B FF 89 F SI 90 F FF 91 X FF 89 3-2 51 1B 21 3B 2B	B CU 75 B FF 91 T FF 91 B CU 75 B FF 91 4-1 3 G6-3 BB		B FF 90 B FS 82 F FF 89 F SL 86 X CU 76 2-2 ③ G3			X FS 86 0-0 ③ G4-3		3	1	1	0	1	0	0
3 Hunter Pence, R (1, 9) OBP: 0.366, SLG: 0.488		F FF 91 F SI 92 X SL 85 0-2 ① G1-3	C SL 85 X SI 92 0-1 ② ③ G6-3 1-2f			B CU 74 S SL 85 S FF 90 X SL 85 1-2 ① G5-3			B FF 94 C FF 93 B FF 94 F FF 94 X FF 95 2-2 ① P4	4	0	0	0	0	0	3
29 Raul Ibanez, L (1, 7) OBP: 0.287, SLG: 0.414		C SI 90 B FF 91 S CU 76 X FF 91 1-2 ② F7		C CU 73 F CU 75 B FF 90 F SL 83 X FF 92 1-2 ① G6-3		T SI 90 B FF 91 F CU 76 X FF 92 1-2 ② G4-3			C FF 94 B CH 87 S FF 94 B FF 96 X FF 95 2-2 1B	4	0	1	0	0	0	1
51 Carlos Ruiz, R (1, 2) OBP: 0.374, SLG: 0.386		B SI 92 X SL 84 1-0 21 3B 2-3 1B		B FF 92 F FF 92 B FF 92 X SI 91 2-1 21 G4-3 35 1B 1B		C FF 88 C SI 91 S CU 76 0-3 ③ K			S FF 96 F SL 86 F FF 96 F FF 95 B SL 87 X FF 95 1-2 ② F9	4	2	2	0	0	1	1
21 Wilson Valdez, R (1, 6) OBP: 0.292, SLG: 0.346 7 Ross Gload, L (9, PH) OBP: 0.258, SLG: 0.299		B SI 92 F FF 92 B FF 91 X FF 90 2-1 35 1B 1-H 3-H 3B		B SL 83 F SL 82 B SI 91 F FF 91 B SL 84 X SI 91 3-2 ② G4-3 1-2			B SI 94 B SI 94 C SI 95 F SI 95 F SI 95 B SI 95 X SI 94 3-2 ① G6-3		B CH 88 D FF 94 B FF 94 C FF 93 X FF 93 3-1 ③ F7	3 1	1 0	1 0	2 0	0 0	0 1	1 1
35 Cole Hamels, L (1, 1) OBP: 0.194, SLG: 0.200 37 Antonio Bastardo, R (8, 1) 57 David Herndon, R (8, 1)		F FF 91 B CU 74 F CU 75 F SL 81 F FF 90 F FF 91 X SL 82 1-2 3-H 1B		S FF 90 B FF 91 B FF 91 B FF 91 C FF 89 X SI 92 3-2 2-H 1B			X SI 93 0-0 ② G4-3			3 0 0	0 0 0	2 0 0	2 0 0	0 0 0	0 0 0	0 0 0

Inning Stats																																			
	R: 0	E: 0	K: 0	S: 5	H: 0	LOB: 0	BB: 0	P: 10	R: 3	E: 0	K: 1	S: 23	H: 4	LOB: 1	BB: 0	P: 31	R: 0	E: 0	K: 0	S: 9	H: 1	LOB: 1	BB: 1	P: 17	R: 1	E: 0	K: 1	S: 17	H: 2	LOB: 1	BB: 0	P: 29	R: 0	E: 0	K: 0	S: 9	H: 0	LOB: 0	BB: 0	P: 14
	R: 0	E: 0	K: 1	S: 9	H: 0	LOB: 0	BB: 0	P: 11	R: 0	E: 0	K: 0	S: 7	H: 0	LOB: 0	BB: 0	P: 12	R: 0	E: 0	K: 0	S: 5	H: 0	LOB: 0	BB: 0	P: 8	R: 0	E: 0	K: 0	S: 13	H: 1	LOB: 1	BB: 0	P: 21	1B: 5	2B: 1	3B: 2	HR: 0	SF: 0	SAC: 0	DP: 1	HBP: 0	WP: 0	PB: 0	SB: 0	CS: 0	PA: 35

PITCHER	IP	WLS	BF	H	R	ER	SO	BB	IBB	HBP	BLK	WP	HR	S	P	ERA	WHIP
47 Ricky Nolasco, R (1, 1) ERA: 4.39	6.0		25	7	4	4	3	1	0	0	0	0	0	72	112	6.00	1.333
58 Ryan Webb, R (7, 1) ERA: 3.38	1.0		3	0	0	0	0	0	0	0	0	0	0	7	12	0.00	0.000
34 Edward Mujica, R (8, 1) ERA: 2.91	1.0	W	3	0	0	0	0	0	0	0	0	0	0	5	8	0.00	0.000
46 Juan Carlos Oviedo, R (9, 1) ERA: 4.47	1.0		4	1	0	0	0	0	0	0	0	0	0	13	21	0.00	1.000

PITCHER	IP	WLS	BF	H	R	ER	SO	BB	IBB	HBP	BLK	WP	HR	S	P	ERA	WHIP

AB	34
R	4
H	8
RBI	4
BB	1
SO	3
LOB	9

BOTTOM

Philadelphia Phillies @ Florida Marlins

Sun Life Stadium, Miami, FL

Sat Sep 03 2011, 8:49 PM - 11:36 PM EDT

Att. 25,333 - Drizzle - 73 F

livebaseballscorecards.com

Batter	1	2	3	4	5	6	7	8	9	AB	R	H	RBI	BB	SO	LOB
1 Emilio Bonifácio, S (1, 6) OBP: 0.363, SLG: 0.378	B FF 90 B FF 90 B FF 92 B FF 90 4-0 11 E 11 S BB		B FF 89 B FF 90 C FF 90 B FF 90 C FF 91 C FF 90 3-3 ① K		X FF 90 0-0 12 FC5-4 1B		F CH 82 X FC 89 0-1 ③ G1-3			3	0	1	0	1	1	1
12 Omar Infante, R (1, 4) OBP: 0.322, SLG: 0.361	C CH 82 F FC 89 B FC 89 X FF 92 1-2 ① F9		C FF 89 X CU 76 0-1 ② G6-3		C FF 91 B FF 91 X FF 89 1-1 ② FC5-4 1-2f			C FF 91 B SL 82 F FF 91 F FF 93 F SL 84 B SL 84 B SL 83 B FF 92 4-2 11 SH5-4 5 BB 15 HR BB		3	1	0	0	1	0	2
27 Giancarlo Stanton, R (1, 9) OBP: 0.351, SLG: 0.543 5 Logan Morrison, L (6, 7) OBP: 0.325, SLG: 0.461	B FF 92 1 SAFE C CH 83 B FC 89 C FF 92 C FC 90 2-3 ② K		F FF 89 B CU 76 X FF 90 1-1 HR		B FF 92 X CH 83 1-0 ③ G4-3			B SL 82 B FF 92 C FF 92 1 SAFE B FF 92 B FF 91 4-1 11 SH5-4 15 HR 1-2 BB		3 0	1 1	1 0	1 0	0 1	1 0	2 0
11 Jose Lopez, R (1, 5) OBP: 0.248, SLG: 0.363	B CH 83 C FC 88 F FF 90 D CH 83 F FF 92 B CH 84 X FF 91 3-2 ③ P3 1-3		X FF 91 0-0 ③ F7			C CH 82 C CH 83 X CU 75 0-2 ① F9		T SI 91 B SI 91 X SI 92 1-1 ① SH5-4 1-2 2-3		3	0	0	0	0	0	1
15 Gaby Sanchez, R (1, 3) OBP: 0.346, SLG: 0.437		B FF 89 B CH 81 B CH 82 B FF 91 4-0 24 HR BB	B CU 73 X FF 88 1-0 ① G5-3			B FF 91 B FF 91 F CH 83 C FF 92 S CH 84 2-3 ② K		B SI 92 X CH 84 1-0 2-H 3-H HR		3	2	1	3	1	1	0
24 Mike Cameron, R (1, 8) OBP: 0.270, SLG: 0.350		C FF 87 B FC 88 X CH 83 1-1 1-H HR	B CU 74 B CU 75 B FC 88 C FF 91 B FC 88 4-1 BB			X CH 83 0-0 ③ G5-3		F SI 92 B SL 84 X SI 92 1-1 HR		3	2	2	3	1	0	0
11 Bryan Petersen, L (1, 7) OBP: 0.340, SLG: 0.417 (6, 9)		C FF 90 X FF 89 0-1 ① G3	B FC 88 F CH 82 F FC 89 F FF 91 B CU 75 S CH 83 2-3 ② K				B FF 90 C FF 91 F FF 92 B FF 91 X CH 83 2-2 9 SH1 1B	B SI 92 C SL 85 S SL 84 F SI 92 X SI 91 1-2 ② G1-3		4	0	1	0	0	1	1
9 Brett Hayes, R (1, 2) OBP: 0.287, SLG: 0.393 34 Edward Mujica, R (8, 1) 29 Greg Dobbs, L (8, PH) OBP: 0.320, SLG: 0.398 46 Juan Carlos Oviedo, R (9, 1)		C FF 89 B CU 76 F FF 90 F FF 90 B FF 90 F CH 84 F FF 92 S CH 83 2-3 ② K	X CH 81 0-0 ③ G5-3				X FF 91 0-0 ① SH1 1-2	B SI 92 F SL 85 X SI 93 1-1 HR		2 0 0 1 0	0 0 0 1 0	0 0 0 1 0	0 0 0 1 0	1 0 0 0 0	1 0 0 0 0	
47 Ricky Nolasco, R (1, 1) OBP: 0.137, SLG: 0.106 58 Ryan Webb, R (7, 1) 14 John Buck, R (7, PH) OBP: 0.320, SLG: 0.392 (8, 2)		B FF 91 C FF 91 B FF 90 F FF 91 C CH 83 2-3 ③ K			B FF 90 C FF 90 B CH 81 F FF 89 S FF 92 2-3 ① K		B CU 72 B FF 91 S FF 92 S CH 82 D CH 84 X CH 84 3-2 ② G5-3	C SL 83 C SI 93 B SL 84 X SL 84 1-2 ③ F9		2 0 2	0 0 0	0 0 0	0 0 0	0 0 0	2 0 0	0 0 1
Inning Stats	R: 0 E: 0 K: 1 S: 10 H: 0 LOB: 1 BB: 1 P: 20	R: 2 E: 0 K: 2 S: 13 H: 1 LOB: 0 BB: 1 P: 22	R: 1 E: 0 K: 1 S: 8 H: 1 LOB: 0 BB: 0 P: 12	R: 0 E: 0 K: 1 S: 7 H: 0 LOB: 1 BB: 1 P: 14	R: 0 E: 0 K: 1 S: 7 H: 1 LOB: 1 BB: 0 P: 11	R: 0 E: 0 K: 1 S: 7 H: 0 LOB: 0 BB: 0 P: 9	R: 0 E: 0 K: 0 S: 9 H: 1 LOB: 1 BB: 0 P: 14	R: 5 E: 0 K: 0 S: 19 H: 3 LOB: 0 BB: 2 P: 33		1B: 2 2B: 0 3B: 0 HR: 5	SF: 0 SAC: 2 DP: 0 HBP: 0			WP: 0 PB: 0 SB: 1 CS: 0	PA: 36	

	AB	29
	R	8
	H	7
	RBI	8
	BB	5
	SO	7
	LOB	9

PITCHER		IP	WLS	BF	H	R	ER	SO	BB	IBB	HBP	BLK	WP	HR	S	P	ERA	WHIP
35 Cole Hamels, L ERA: 2.63	(1, 1)	7.0		28	4	3	3	7	3	0	0	0	0	2	61	102	3.86	1.000
37 Antonio Bastardo, L ERA: 1.69	(8, 1)	0.0	L	2	0	2	2	0	2	0	0	0	0	0	5	13	∞	∞
57 David Herndon, R ERA: 3.94	(8, 1)	1.0	B	6	3	3	3	0	0	0	0	0	0	3	14	20	27.00	3.000

PITCHER	IP	WLS	BF	H	R	ER	SO	BB	IBB	HBP	BLK	WP	HR	S	P	ERA	WHIP

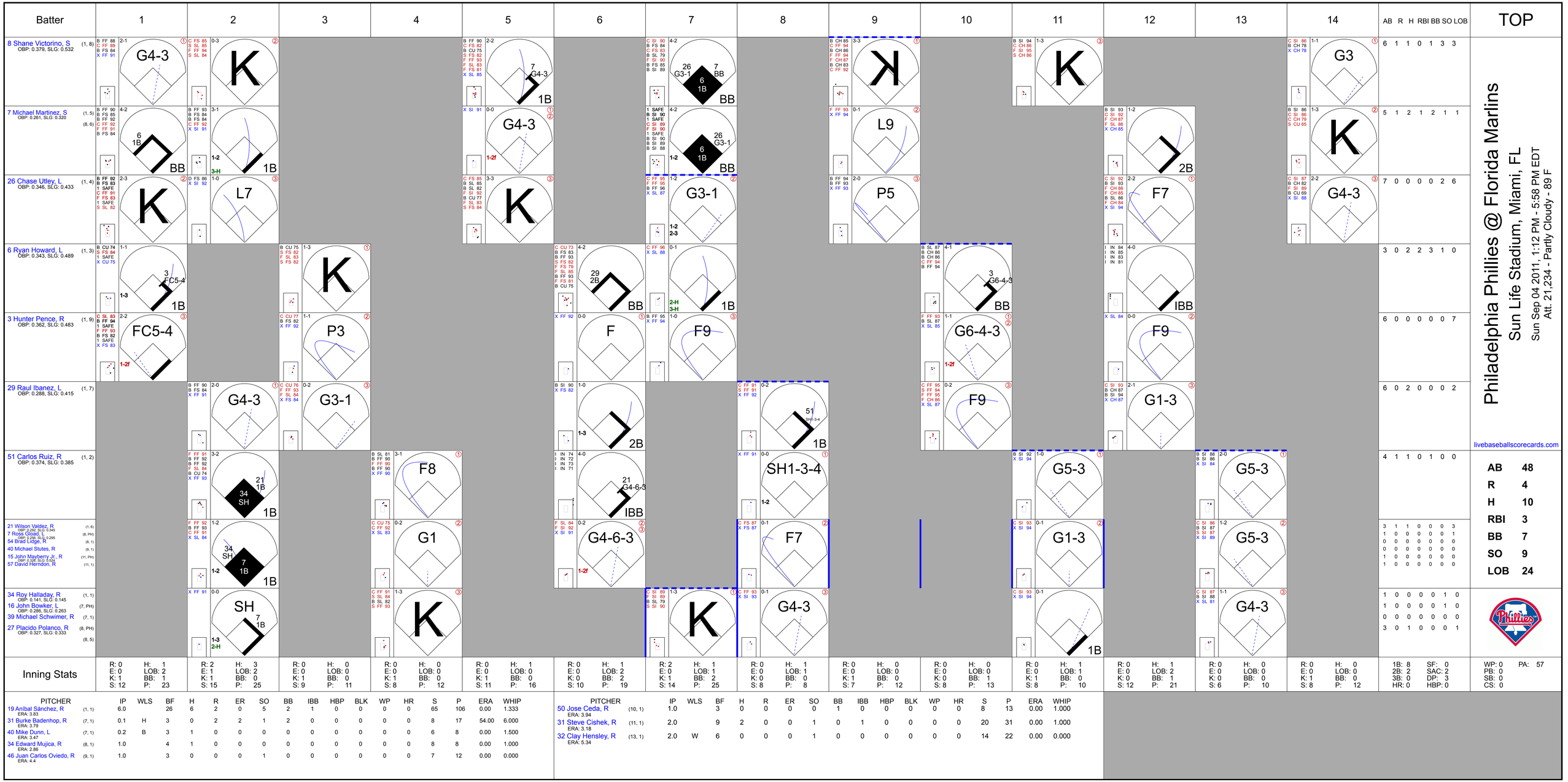
Batter
1
2
3
4
5
6
7
8
9
10
11
12
13
14
AB R H RBI BB SO LOB
TOP
8 Shane Victorino, S (1, 8) OBP: 0.379, SLG: 0.532
7 Michael Martinez, S (1, 5) (8, 6) OBP: 0.261, SLG: 0.320
26 Chase Utley, L (1, 4) OBP: 0.346, SLG: 0.433
6 Ryan Howard, L (1, 3) OBP: 0.343, SLG: 0.489
3 Hunter Pence, R (1, 9) OBP: 0.362, SLG: 0.483
29 Raul Ibanez, L (1, 7) OBP: 0.288, SLG: 0.415
51 Carlos Ruiz, R (1, 2) OBP: 0.374, SLG: 0.385
21 Wilson Valdez, R (1, 6)
7 Ross Gload, L (8, PH) OBP: 0.292, SLG: 0.345
54 Brad Lidge, R (8, 1) OBP: 0.256, SLG: 0.295
40 Michael Stutes, R (9, 1)
15 John Mayberry Jr., R (11, PH) OBP: 0.286, SLG: 0.524
57 David Herndon, R (11, 1)
34 Roy Halladay, R (1, 1) OBP: 0.141, SLG: 0.145
16 John Bowker, L (7, PH) OBP: 0.286, SLG: 0.263
39 Michael Schwimer, R (7, 1)
27 Placido Polanco, R (8, PH) OBP: 0.327, SLG: 0.333
(8, 5)
Philadelphia Phillies @ Florida Marlins
Sun Life Stadium, Miami, FL
Sun Sep 04 2011, 1:12 PM - 5:58 PM EDT
Att. 21,234 - Partly Cloudy - 89 F
livebaseballscorecards.com
AB 48
R 4
H 10
RBI 3
BB 7
SO 9
LOB 24
Inning Stats
PITCHER IP WLS BF H R ER SO BB IBB HBP BLK WP HR S P ERA WHIP
19 Aníbal Sánchez, R (1, 1) ERA: 3.83 6.0 26 6 2 0 5 2 1 0 0 0 0 65 106 0.00 1.333
31 Burke Badenhop, R (7, 1) ERA: 3.79 0.1 H 3 0 2 2 1 2 0 0 0 0 0 8 17 54.00 6.000
40 Mike Dunn, L (7, 1) ERA: 3.47 0.2 B 3 1 0 0 0 0 0 0 0 0 0 6 8 0.00 1.500
34 Edward Mujica, R (8, 1) ERA: 2.86 1.0 4 1 0 0 0 0 0 0 0 0 0 8 8 0.00 1.000
46 Juan Carlos Oviedo, R (9, 1) ERA: 4.4 1.0 3 0 0 0 1 0 0 0 0 0 0 7 12 0.00 0.000
PITCHER IP WLS BF H R ER SO BB IBB HBP BLK WP HR S P ERA WHIP
50 Jose Ceda, R (10, 1) ERA: 3.94 1.0 3 0 0 0 0 1 0 0 0 0 0 8 13 0.00 1.000
31 Steve Cishek, R (11, 1) ERA: 3.18 2.0 9 2 0 0 1 0 1 0 0 0 0 20 31 0.00 1.000
32 Clay Hensley, R (13, 1) ERA: 5.34 2.0 W 6 0 0 0 1 0 0 0 0 0 0 14 22 0.00 0.000
1B: 8 SF: 0
2B: 2 SAC: 2
3B: 0 DP: 3
HR: 0 HBP: 0
WP: 0 PA: 57
PB: 0
SB: 0
CS: 0

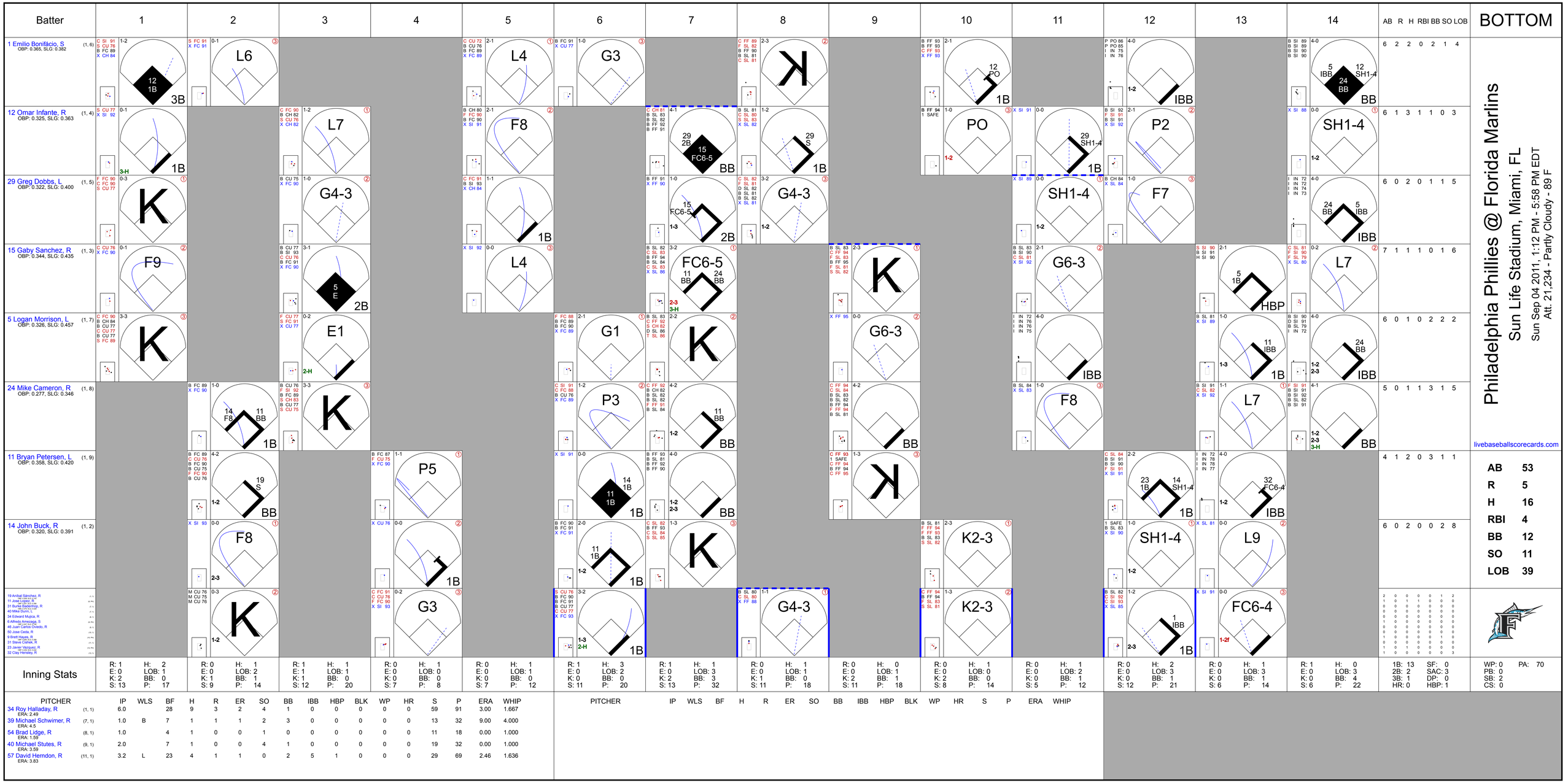
Batter
1
2
3
4
5
6
7
8
9
10
11
12
13
14
AB R H RBI BB SO LOB
BOTTOM
1 Emilio Bonifácio, S (1, 6) OBP: 0.365, SLG: 0.382
12 Omar Infante, R (1, 4) OBP: 0.325, SLG: 0.363
29 Greg Dobbs, L (1, 5) OBP: 0.322, SLG: 0.400
15 Gaby Sanchez, R (1, 3) OBP: 0.344, SLG: 0.435
5 Logan Morrison, L (1, 7) OBP: 0.326, SLG: 0.457
24 Mike Cameron, R (1, 8) OBP: 0.277, SLG: 0.346
11 Bryan Petersen, L (1, 9) OBP: 0.358, SLG: 0.420
14 John Buck, R (1, 2) OBP: 0.320, SLG: 0.391
19 Anibal Sánchez, R
11 José Valverde, R
31 Burke Badenhop, R
40 Mike Dunn, L
34 Edward Mujica, R
6 Alfredo Amezaga, S
46 Juan Carlos Oviedo, R
50 Jose Ceda, R
9 Brett Hayes, R
31 Steve Cishek, R
23 Javier Vazquez, R
32 Clay Hensley, R
Philadelphia Phillies @ Florida Marlins
Sun Life Stadium, Miami, FL
Sun Sep 04 2011, 1:12 PM - 5:58 PM EDT
Att. 21,234 - Partly Cloudy - 89 F
livebaseballscorecards.com
AB 53
R 5
H 16
RBI 4
BB 12
SO 11
LOB 39
Inning Stats
PITCHER IP WLS BF H R ER SO BB IBB HBP BLK WP HR S P ERA WHIP
34 Roy Halladay, R (1, 1) ERA: 2.49 6.0 28 9 3 2 4 1 0 0 0 0 0 59 91 3.00 1.667
39 Michael Schwimer, R (7, 1) ERA: 4.5 1.0 B 7 1 1 1 2 3 0 0 0 0 0 13 32 9.00 4.000
54 Brad Lidge, R (8, 1) ERA: 1.59 1.0 4 1 0 0 1 0 0 0 0 0 0 11 18 0.00 1.000
40 Michael Stutes, R (9, 1) ERA: 3.59 2.0 7 1 0 0 4 1 0 0 0 0 0 19 32 0.00 1.000
57 David Herndon, R (11, 1) ERA: 3.83 3.2 L 23 4 1 1 0 2 5 1 0 0 0 29 69 2.46 1.636
1B: 13 SF: 0
2B: 2 SAC: 3
3B: 1 DP: 0
HR: 0 HBP: 1
WP: 0 PA: 70
PB: 0
SB: 2
CS: 0

Atlanta Braves @ Philadelphia Phillies

Citizens Bank Park, Philadelphia, PA

Mon Sep 05 2011, 7:08 PM - 9:31 PM EDT

Att. 45,267 - Cloudy - 78 F

TOP

livebaseballscorecards.com

Batter	1	2	3	4	5	6	7	8	9	AB	R	H	RBI	BB	SO	LOB
24 Michael Bourn, L (1, 8) OBP: 0.352, SLG: 0.386	C FF 89 B FF 90 F FC 86 X FF 91 1-2 ① G4-3		B FF 90 F SI 90 X SI 90 1-1 ② G3			X FF 91 0-0 ② P6			B FF 90 T FF 91 C FF 92 S SI 92 1-3 ① K	4	0	0	0	0	1	0
14 Martín Prado, R (1, 5) OBP: 0.308, SLG: 0.390	X FF 91 0-0 ② G6-3		C FF 90 B SI 90 B CU 72 B CH 82 F FC 84 X SI 91 3-2 ③ F9			C FC 86 F FF 92 F CH 84 B CU 73 F FC 86 B CU 73 X CH 83 2-2 ③ L8			C FF 93 F FF 93 B SI 94 X FF 93 1-2 ② G6-3	4	0	0	0	0	0	0
16 Brian McCann, L (1, 2) OBP: 0.357, SLG: 0.496	B FC 87 X FC 87 1-0 1B			B FF 89 F FF 89 X SI 89 1-1 ① P4			B SI 90 X CH 83 1-0 ① G3		X FF 92 0-0 ③ G4-3	4	0	1	0	0	0	0
26 Dan Uggla, R (1, 4) OBP: 0.310, SLG: 0.464	C FF 90 C FF 90 B SI 91 S FC 87 1-3 ③ K			C FF 90 B CU 74 S CH 83 X CU 74 1-2 ② F8			C CH 82 S CH 82 F SI 92 X SI 93 0-2 23 G4-6-3 1B			3	0	1	0	0	1	1
23 Matt Diaz, R (1, 9) OBP: 0.314, SLG: 0.335		B FC 84 C FC 84 F FC 85 B FF 90 X CH 82 2-2 1B		B FF 90 B CH 83 X FC 84 2-0 ③ F8			B SI 90 S SI 90 X FF 92 1-1 ②③ G4-6-3 1-2f			3	0	1	0	0	0	1
5 Freddie Freeman, L (1, 3) OBP: 0.352, SLG: 0.460		S CU 74 F CU 75 S CU 75 0-3 ① K			C FF 89 S CU 74 C FF 91 0-3 ① K			S FC 82 B CU 73 S CH 82 X FC 86 1-2 2 G1-6-3 1B		3	0	1	0	0	2	1
2 Alex Gonzalez, R (1, 6) OBP: 0.262, SLG: 0.343 59 Arodys Vizcaíno, R (8, 1)		B CH 83 X CH 82 1-0 ② F7			B SI 91 F FC 85 X FF 90 1-1 ② P3			C FF 90 S CU 73 B CU 73 X CU 74 1-2 ①② G1-6-3 1-2f		3 0	0 0	0 0	0 0	0 0	0 0	2 0
17 Jose Constanza, L (1, 7) OBP: 0.375, SLG: 0.429		C CU 75 B SI 90 X CU 74 1-1 ③ G4-3			B FF 91 C SI 91 B CH 85 F FC 86 C FF 92 2-3 ③ K			X SI 91 0-0 1B		3	0	1	0	0	1	1
32 Derek Lowe, R (1, 1) OBP: 0.255, SLG: 0.340 4 Antoan Richardson, S (6, PH) OBP: 0.500, SLG: 0.500 19 Scott Linebrink, R (6, 1) 58 Peter Moylan, R (7, 1) 1 Jack Wilson, R (8, PH) OBP: 0.279, SLG: 0.291 (8, 6)			C FF 89 C SI 90 B FF 91 B FF 91 B SI 90 C SI 91 3-3 ① K			B FF 90 X SI 90 1-0 ① P6		C FF 90 S SI 91 X FC 88 0-2 ③ G5-3		1 1 0 0 0 1	0 0 0 0 0 0	0 0 0 0 0 0	0 0 0 0 0 0	1 0 0 0 0 0	0 0 0 0 0 1

	AB	30
	R	0
	H	5
	RBI	0
	BB	0
	SO	6
	LOB	7

Inning Stats																																
	R: 0 E: 0 K: 1 S: 8		H: 1 LOB: 1 BB: 0 P: 11		R: 0 E: 0 K: 1 S: 9		H: 1 LOB: 1 BB: 0 P: 13		R: 0 E: 0 K: 1 S: 8		H: 0 LOB: 0 BB: 0 P: 15		R: 0 E: 0 K: 0 S: 6		H: 0 LOB: 0 BB: 0 P: 10		R: 0 E: 0 K: 2 S: 8		H: 0 LOB: 0 BB: 0 P: 11		R: 0 E: 0 K: 0 S: 7		H: 0 LOB: 0 BB: 0 P: 10		R: 0 E: 0 K: 0 S: 7		H: 1 LOB: 0 BB: 0 P: 9		R: 0 E: 0 K: 0 S: 10		H: 2 LOB: 1 BB: 0 P: 12		R: 0 E: 0 K: 1 S: 7		H: 0 LOB: 0 BB: 0 P: 9		1B: 5 2B: 0 3B: 0 HR: 0		SF: 0 SAC: 0 DP: 2 HBP: 0		WP: 0 PB: 0 SB: 0 CS: 0		PA: 30	

PITCHER		IP	WLS	BF	H	R	ER	SO	BB	IBB	HBP	BLK	WP	HR	S	P	ERA	WHIP
33 Cliff Lee, L ERA: 2.47	(1, 1)	9.0	W	30	5	0	0	6	0	0	0	0	0	0	70	100	0.00	0.556

PITCHER		IP	WLS	BF	H	R	ER	SO	BB	IBB	HBP	BLK	WP	HR	S	P	ERA	WHIP

Batter	1	2	3	4	5	6	7	8	9	AB	R	H	RBI	BB	SO	LOB
8 Shane Victorino, S (1, 8) OBP: 0.380, SLG: 0.529	C SI 87 X SI 88 0-1 G4-3	B SL 80 B SI 88 C SI 90 C SL 81 X SI 88 2-2 G6-3		C SL 80 X SI 88 0-1 27 S 27 S 2-H 3-H 1B	F SI 88 B CH 83 S SI 88 F SI 88 F SI 87 S CH 83 1-3 K			X SI 96 0-0 8 BB 27 1B 1B		4	0	1	2	1	0	0
27 Placido Polanco, R (1, 5) OBP: 0.330, SLG: 0.335	B SI 88 X SI 88 1-0 26 1B 3 1B 1B		C FC 85 T CH 83 B SL 81 C FC 84 1-3 K	S SL 81 B CH 82 1-1 S 2-H		F FF 92 B FF 92 B FO 80 F SI 92 F FF 93 B SL 78 X SI 92 3-2 F7		C SI 96 D SL 83 S SL 81 F SL 81 B FF 96 B SL 80 B FF 96 4-2 26 F8 27 1B 1-2 BB		5	1	2	1	0	1	1
26 Chase Utley, L (1, 4) OBP: 0.346, SLG: 0.438	B SI 87 X SL 80 1-0 6 BB 3 1B 1-3 1B		B SI 88 B SI 88 X SI 88 2-0 F8		C SI 87 X CH 83 0-1 L4	S FF 93 H SL 77 1-1 26 WP 26 F8-2 HBP		B SI 96 F SI 95 X FF 95 1-1 1-2 2-H 1B		5	2	2	0	0	0	3
6 Ryan Howard, L (1, 3) OBP: 0.346, SLG: 0.496	B SL 80 B SL 79 B CH 83 B SI 88 4-0 51 FC5 3 1B 1-2 BB		C SL 80 B SI 88 X CH 83 1-1 3 FC4-6 1B		C SI 88 B SI 88 F SI 89 B CH 84 F SI 89 F CH 84 X SL 81 2-2 3 2B 3B	C SI 91 B FF 91 F SI 92 B SL 75 B SL 79 X SI 95 3-2 F8-2 1-H		C SI 95 B SL 82 B FF 95 X SI 95 2-1 F8 2-3		3	2	2	1	2	0	2
3 Hunter Pence, R (1, 9) OBP: 0.363, SLG: 0.485	S SL 80 F SL 80 B FC 85 X SL 80 1-2 51 FC5 1-2 2-H 3-H 1B		B SL 80 C FC 85 S SL 80 X SL 81 1-2 FC4-6 1-2f		I IN 78 I IN 81 I IN 80 I IN 82 4-0 3 2B 51 1B IBB		B SI 94 B SI 93 B FO 83 C FF 93 X SI 93 3-1 HR	B SL 82 C CH 86 X SI 95 1-1 F8		4	1	2	3	0	0	1
15 John Mayberry Jr., R (1, 7) OBP: 0.329, SLG: 0.519	B SI 88 C FC 86 B CH 83 C SL 80 S CH 83 2-3 K 3-H			B CH 82 B CH 83 F SL 80 T SI 88 F SI 88 B CH 84 B SL 81 4-2 7 SH1-3 51 E 8 1B BB	F CH 83 X FC 87 0-1 51 1B 1-3 3-H 2B		C SI 89 C SL 79 B SL 80 B SI 91 X CH 82 2-2 L7			2	1	0	0	2	1	2
51 Carlos Ruiz, R (1, 2) OBP: 0.373, SLG: 0.383	C SL 81 X SL 80 0-1 FC5 1-2 2-3f			S SL 81 B SL 81 1 SAFE 1 SAFE D CH 83 F SL 80 X SI 87 2-2 FC6 7 SH1-3 8 1B 1-2	F CH 84 B SL 80 B CH 83 S CH 84 B SL 82 B SI 88 4-2 7 G3-1 51 1B BB		C SI 91 X SI 90 0-1 G5-3			4	1	1	2	0	1	3
7 Michael Martinez, S (1, 6) OBP: 0.257, SLG: 0.315		C SI 87 C CH 82 B SI 88 B CH 83 F SL 80 X SI 88 2-2 G4-3		X SI 88 0-0 SH1-3 1-2 2-3	X CH 83 0-0 7 G3-1 1-2 2-H 3-H 1B		B SL 80 C SL 79 F CH 82 F SL 79 C SI 91 1-3 K			3	0	0	0	0	0	2
33 Cliff Lee, L (1, 1) OBP: 0.221, SLG: 0.333		C SI 88 B SL 81 S SI 88 S SI 88 1-3 K		X CH 83 0-0 G3	B SI 88 X SI 88 1-0 G3-1 1-2 2-3			F SI 95 B CH 84 B SI 96 X SI 96 2-1 G4-3		4	1	1	0	0	2	4
Inning Stats	R: 2 E: 0 K: 1 S: 12 H: 3 LOB: 2 BB: 1 P: 21	R: 0 E: 0 K: 1 S: 10 H: 0 LOB: 0 BB: 0 P: 15	R: 0 E: 0 K: 1 S: 9 H: 1 LOB: 1 BB: 0 P: 14	R: 2 E: 1 K: 0 S: 11 H: 1 LOB: 1 BB: 1 P: 18	R: 3 E: 0 K: 1 S: 18 H: 3 LOB: 2 BB: 2 P: 30	R: 0 E: 0 K: 0 S: 8 H: 0 LOB: 0 BB: 0 P: 15	R: 1 E: 0 K: 1 S: 11 H: 1 LOB: 0 BB: 0 P: 17	R: 1 E: 0 K: 0 S: 12 H: 2 LOB: 2 BB: 1 P: 22		1B: 8 2B: 2 3B: 1 HR: 1 SF: 0 SAC: 1 DP: 1 HBP: 1		WP: 2 PB: 0 SB: 1 CS: 0 PA: 41		

PITCHER		IP	WLS	BF	H	R	ER	SO	BB	IBB	HBP	BLK	WP	HR	S	P	ERA	WHIP
32 Derek Lowe, R ERA: 4.65	(1, 1)	5.0	L	28	8	7	5	4	3	1	0	0	0	0	60	98	9.00	2.200
19 Scott Linebrink, R ERA: 3.56	(6, 1)	1.0		4	1	1	1	0	0	0	1	0	1	1	10	20	9.00	1.000
58 Peter Moylan, R ERA: 3.38	(7, 1)	1.0		3	0	0	0	1	0	0	0	0	0	0	9	12	0.00	0.000
59 Arodys Vizcaíno, R ERA: 6.0	(8, 1)	1.0		6	2	1	1	0	1	0	0	0	0	0	12	22	9.00	3.000

PITCHER	IP	WLS	BF	H	R	ER	SO	BB	IBB	HBP	BLK	WP	HR	S	P	ERA	WHIP

BOTTOM

Atlanta Braves @ Philadelphia Phillies

Citizens Bank Park, Philadelphia, PA

Mon Sep 05 2011, 7:08 PM - 9:31 PM EDT

Att. 45,267 - Cloudy - 78 F

livebaseballscorecards.com

AB	34
R	9
H	11
RBI	9
BB	5
SO	5
LOB	18

Batter	1	2	3	4	5	6	7	8	9	AB	R	H	RBI	BB	SO	LOB
24 Michael Bourn, L (1, 8) OBP: 0.354, SLG: 0.389	C FC 89 X FC 88 0-1 P5		X FC 89 0-0 14 FC4-6 1B		B FF 90 F SI 91 X CH 83 1-1 14 G6-3 1B		C FF 93 F FF 93 B SL 82 F FF 92 X SL 83 1-2 26 S 26 FC5-4 2B	C SL 79 B FF 88 C SL 80 S SL 80 1-3 K		5	1	3	0	0	1	2
14 Martín Prado, R (1, 7) OBP: 0.309, SLG: 0.389	C FC 89 B FF 86 F FF 90 B SL 84 B SI 87 B SI 89 4-2 16 1B BB		C SL 84 X FC 89 0-1 FC4-6 1-2f		B FF 90 D SL 85 C FF 90 1 SAFE X FF 89 2-1 G6-3 1-2f		B FF 92 B FF 91 F FF 92 C SL 83 X SL 82 2-2 L7		C FF 92 B FF 93 F FF 92 B FF 93 F FF 93 B CH 85 F FF 93 X FF 94 3-2 16 G4-3 1B	4	0	1	0	1	0	3
16 Brian McCann, L (1, 2) OBP: 0.357, SLG: 0.494	C FF 87 C FF 88 B SL 84 X SI 89 1-2 1-2 1B		C SL 86 B SL 84 B SL 87 C FF 90 F SL 85 B FC 90 F SL 85 C SI 89 3-3 K		B FF 90 B KC 76 C FF 91 B FF 91 X FF 91 3-1 F8		B SL 83 B FF 92 C SL 80 B SI 92 B FF 92 4-1 26 FC5-4 BB		B FF 92 B FF 91 X FF 92 2-0 G4-3 1-2f	4	0	1	0	1	1	2
26 Dan Uggla, R (1, 4) OBP: 0.311, SLG: 0.468	B FF 88 B SL 85 C FC 90 C SL 85 F FF 89 S SL 86 2-3 K			B SL 84 B SL 86 F FF 90 X FF 91 2-1 HR		B SI 90 B SL 86 B SL 87 C FC 92 B FF 90 4-1 10 2B 2 SF7 BB	B FF 93 B SL 82 1 SAFE D SL 83 C FF 92 X FF 92 3-1 FC5-4 1-2f 2-H		S CH 83 F FF 92 B CH 82 B CH 83 S CH 84 2-3 K	4	2	1	2	1	2	3
10 Chipper Jones, S (1, 5) OBP: 0.354, SLG: 0.476	B FC 89 B SL 85 F SI 90 S FF 90 B FC 90 F SL 86 C FF 90 3-3 K			B FC 89 B CH 84 X FF 91 2-0 5 1B 1B		F SL 84 F SL 84 X FC 90 0-2 1-3 2B	1 SAFE X FF 92 0-0 F9			4	0	2	0	0	1	3
5 Freddie Freeman, L (1, 3) OBP: 0.353, SLG: 0.460		C FF 88 B SL 84 F FF 89 C SI 89 1-3 K		B SL 84 B FF 87 X SL 85 2-0 1-2 1B		S FF 90 B FF 90 C FC 90 F SL 85 F SI 91 B SL 84 B FF 91 F SL 83 D SI 91 4-2 BB		C SL 79 X FF 87 0-1 G6-3		3	0	1	0	1	1	0
2 Alex Gonzalez, R (1, 6) OBP: 0.261, SLG: 0.343		C FC 89 B FF 88 F SL 84 X FF 89 1-2 F9		F FF 90 F KC 75 T SL 85 0-2 K	S SL 84 X SL 84 0-1 SF7 3-H			B SI 88 B SL 80 X SL 79 2-0 20 WP 1B		3	0	1	1	0	1	2
17 Jose Constanza, L (1, 9) OBP: 0.361, SLG: 0.412		X FF 90 0-0 G6-3		C SL 84 F FF 90 B SL 84 F FF 88 S SL 86 1-3 K	B SL 83 T FF 89 X FF 90 1-1 L7			C SL 80 C SL 78 B SL 79 S SL 80 1-3 K		4	0	0	0	0	2	5
15 Tim Hudson, R (1, 1) OBP: 0.185, SLG: 0.197 50 Cristhian Martinez, R (7, 1) OBP: 0.333, SLG: 0.500 20 Eric Hinske, L (8, PH) OBP: 0.322, SLG: 0.429 38 Anthony Varvaro, R (8, 1)			B FF 88 C FF 89 B SI 87 F FF 89 B SI 89 X FC 90 3-2 G5-3	B SL 84 C FF 90 X FC 90 1-1 G3		C FF 90 X SL 83 0-1 F8		C FF 88 B SL 80 F SL 80 F SL 80 D SL 81 F SL 80 S SL 81 2-3 K 1-2		3 0 1 0	0 0 0 0	0 0 0 0	0 0 0 0	0 0 1 0	0 0 1 0	4 0 1 0
Inning Stats	R: 0 E: 0 K: 2 S: 15 H: 1 LOB: 2 BB: 1 P: 25	R: 0 E: 0 K: 1 S: 7 H: 0 LOB: 0 BB: 0 P: 9	R: 0 E: 0 K: 1 S: 11 H: 1 LOB: 1 BB: 0 P: 17	R: 1 E: 0 K: 2 S: 13 H: 3 LOB: 2 BB: 0 P: 21	R: 0 E: 0 K: 0 S: 6 H: 1 LOB: 0 BB: 0 P: 12	R: 1 E: 0 K: 0 S: 15 H: 1 LOB: 2 BB: 2 P: 24	R: 1 E: 0 K: 0 S: 11 H: 1 LOB: 1 BB: 1 P: 21	R: 0 E: 0 K: 3 S: 14 H: 1 LOB: 2 BB: 0 P: 20	R: 0 E: 0 K: 1 S: 9 H: 1 LOB: 0 BB: 0 P: 16	1B: 7 2B: 2 3B: 0 HR: 1 SF: 1 SAC: 0 DP: 2 HBP: 0						

TOP

Atlanta Braves @ Philadelphia Phillies

Citizens Bank Park, Philadelphia, PA

Tue Sep 06 2011, 8:58 PM - 12:02 AM EDT

Att. 44,781 - Drizzle - 63 F

livebaseballscorecards.com

AB	35
R	3
H	10
RBI	3
BB	4
SO	10
LOB	25

PITCHER		IP	WLS	BF	H	R	ER	SO	BB	IBB	HBP	BLK	WP	HR	S	P	ERA	WHIP
49 Vance Worley, R ERA: 2.85	(1, 1)	6.0	W	27	7	2	2	6	3	0	0	0	0	1	67	108	3.00	1.667
40 Michael Stutes, R ERA: 3.69	(7, 1)	1.0	H	5	1	1	1	0	1	0	0	0	0	0	11	21	9.00	2.000
54 Brad Lidge, R ERA: 1.46	(8, 1)	1.0	H	5	1	0	0	3	0	0	0	0	1	0	14	20	0.00	1.000
46 Ryan Madson, R ERA: 2.84	(9, 1)	1.0	S	3	1	0	0	1	0	0	0	0	0	0	9	16	0.00	1.000

PITCHER	IP	WLS	BF	H	R	ER	SO	BB	IBB	HBP	BLK	WP	HR	S	P	ERA	WHIP

BOTTOM

Atlanta Braves @ Philadelphia Phillies

Citizens Bank Park, Philadelphia, PA

Tue Sep 06 2011, 8:58 PM - 12:02 AM EDT

Att. 44,781 - Drizzle - 63 F

livebaseballscorecards.com

Batter	1	2	3	4	5	6	7	8	9	AB	R	H	RBI	BB	SO	LOB
8 Shane Victorino, S (1, 8) OBP: 0.380, SLG: 0.527	X FF 88 0-0 ① P6	C SI 88 B FC 86 B SI 90 C CU 76 F FF 90 B FS 83 B CU 76 4-2 BB			B FS 78 C FS 79 B CU 74 X SI 88 2-1 ① P6		B SI 88 C SL 82 X SL 80 1-1 26 FC4-6 27 HBP 6 G4-3 1B	B FF 92 C FF 92 X CU 78 1-1 ② G6-3		4	1	1	0	1	0	0
27 Placido Polanco, R (1, 5) OBP: 0.331, SLG: 0.334	B FF 87 C CU 74 F SI 89 S SI 90 1-3 ② K	C FC 83 1 SAFE D SI 89 1 SAFE 1 SAFE C SI 88 X FC 82 1-2 ③ G6-3			B SI 88 B SI 89 B FF 89 C FF 87 F SI 86 X SI 90 3-2 ② G1-3		B CH 81 B SI 89 1 SAFE H CH 80 3-0 26 FC4-6 HBP 1-2	C FF 92 X FF 92 0-1 1B		4	0	1	0	0	1	1
26 Chase Utley, L (1, 4) OBP: 0.344, SLG: 0.443	B SI 89 C SI 88 B SI 89 F CU 74 F FS 82 X FC 83 2-2 HR		C FF 89 F FC 87 F SI 89 F FF 90 F FC 86 B FS 78 B SI 89 X SI 89 2-2 ① F8		F FF 90 C FF 88 X FC 84 0-2 ③ P4		B SI 88 F CH 81 X SI 88 1-1 ① FC4-6 6 G4-3 29 1B 1-2f 2-3	B FF 92 C CU 78 B CU 80 C CH 87 B FF 93 X FF 92 3-2 ③ F8		5	2	1	1	0	0	3
6 Ryan Howard, L (1, 3) OBP: 0.348, SLG: 0.495	X SI 89 0-0 3 1B 29 1B 1B		C SI 89 S FC 86 S FC 85 0-3 ② K			B FC 81 B FC 82 B SI 88 B SI 88 4-0 3 2B 29 WP BB	B SL 82 B CH 81 F CH 82 S CH 82 B SL 82 X CH 81 3-2 ② G4-3 1-2 3-H			3	2	1	1	1	1	1
3 Hunter Pence, R (1, 9) OBP: 0.366, SLG: 0.488	B SI 89 X FC 82 1-0 29 1B 1-2 1B		B SI 89 B FC 84 S FC 83 B FC 85 F FC 83 C FC 85 3-3 ③ K			S FC 83 B SI 89 C FC 83 X FC 83 1-2 29 WP 29 2B 1-3 2B	C CH 82 F SL 81 B SL 82 B CH 82 F CH 83 B SI 88 B SL 82 4-2 51 BB 29 1B BB			3	1	2	0	1	1	0
29 Raul Ibanez, L (1, 7) OBP: 0.291, SLG: 0.420	B SI 89 B FS 81 F FS 81 F FS 82 X FC 85 2-2 1-3 2-H 1B			B SI 88 X SI 89 1-0 ① L8		B FC 85 B SI 89 X FS 79 2-0 2-H 3-H 2B	B CH 81 S CH 82 X SI 88 1-1 51 BB 1-2 2-H 1B			4	0	3	3	0	0	0
23 Brian Schneider, L (1, 2) OBP: 0.241, SLG: 0.267 51 Carlos Ruiz, R (7, PH) OBP: 0.375, SLG: 0.383 (8, 2)	C SI 89 F FC 84 X FS 80 0-2 ③ G4-3			T FS 78 B FC 84 S FS 79 C SI 89 1-3 ② K		L FC 85 B SI 88 2 SAFE F FF 87 F FC 85 X FF 90 1-2 ① P5	B SI 88 D CH 82 F SL 81 B SL 80 B SI 87 4-1 1-2 2-3 BB			3 0	0 0	0 0	0 0	0 1	1 0	3 0
7 Michael Martinez, S (1, 6) OBP: 0.262, SLG: 0.311		M SI 88 B SI 88 S FC 85 S CU 76 1-3 ① K		C SI 89 C FS 80 F FF 90 B CU 76 B FF 89 B CU 76 F SI 90 F SI 89 B SI 90 4-2 49 FC5-4 BB		S FS 80 B FF 90 D FC 85 B CU 76 B SI 89 4-1 15 G6-4-3 BB	F SI 86 C SI 87 S CH 82 0-3 ③ K			2	0	0	0	2	2	3
49 Vance Worley, R (1, 1) OBP: 0.231, SLG: 0.256 15 John Mayberry Jr., R (6, PH) OBP: 0.328, SLG: 0.518 40 Michael Stutes, R (7, 1) 54 Brad Lidge, R (8, 1) 7 Ross Gload, L (8, PH) OBP: 0.253, SLG: 0.292 46 Ryan Madson, L (9, 1)		X SI 90 0-0 ② G5-3		C FC 82 B FC 82 X SI 90 1-1 ③ FC5-4 1-2f		B FC 84 D FC 83 X SI 90 2-0 ② ③ G6-4-3 1-2f		B FF 92 B FF 91 X FF 91 2-0 ① F9		2 1 0 0 1 0	0 0 0 0 0 0	0 0 0 0 0 0	0 0 0 0 0 0	0 0 0 0 0 0	0 0 0 0 0 0	1 2 0 0 0 0
Inning Stats	R: 2 E: 0 K: 1 S: 16 H: 4 LOB: 2 BB: 0 P: 22	R: 0 E: 0 K: 1 S: 10 H: 0 LOB: 1 BB: 1 P: 16	R: 0 E: 0 K: 2 S: 12 H: 0 LOB: 0 BB: 0 P: 17	R: 0 E: 0 K: 1 S: 11 H: 0 LOB: 1 BB: 1 P: 18	R: 0 E: 0 K: 0 S: 8 H: 0 LOB: 0 BB: 0 P: 13	R: 2 E: 0 K: 0 S: 10 H: 2 LOB: 1 BB: 2 P: 24	R: 2 E: 0 K: 1 S: 16 H: 2 LOB: 3 BB: 2 P: 33	R: 0 E: 0 K: 0 S: 8 H: 1 LOB: 1 BB: 0 P: 14		1B: 6 2B: 2 3B: 0 HR: 1 SF: 0 SAC: 0 DP: 1 HBP: 1						

	AB	R	H	RBI	BB	SO	LOB
	32	6	9	5	6	6	14

WP: 1 PA: 39
PB: 0
SB: 0
CS: 0

PITCHER		IP	WLS	BF	H	R	ER	SO	BB	IBB	HBP	BLK	WP	HR	S	P	ERA	WHIP
15 Tim Hudson, R ERA: 3.14	(1, 1)	6.0	L	27	6	4	4	5	4	0	0	0	1	1	67	110	6.00	1.667
50 Cristhian Martinez, R ERA: 3.62	(7, 1)	1.0		8	2	2	2	1	2	0	1	0	0	0	16	33	18.00	4.000
38 Anthony Varvaro, R ERA: 3.27	(8, 1)	1.0		4	1	0	0	0	0	0	0	0	0	0	8	14	0.00	1.000

PITCHER	IP	WLS	BF	H	R	ER	SO	BB	IBB	HBP	BLK	WP	HR	S	P	ERA	WHIP

Atlanta Braves @ Philadelphia Phillies

Citizens Bank Park, Philadelphia, PA

Wed Sep 07 2011, 7:11 PM - 10:11 PM EDT

Att. 44,870 - Cloudy - 79 F

TOP

livebaseballscorecards.com

Batter	1	2	3	4	5	6	7	8	9	AB	R	H	RBI	BB	SO	LOB
24 Michael Bourn, L (1, 8) OBP: 0.353, SLG: 0.389	F FF 92 B CH 83 B SI 92 X SI 92 2-1 G4-3 ①		B FF 92 C FC 86 F CH 82 S FF 93 1-3 K ②			B CH 82 F FF 92 B SI 91 S FC 85 F FF 93 F CU 71 X SI 92 2-2 10 1B 2B	C FC 85 C FC 85 B SL 77 B SL 76 F FC 85 X CH 83 2-2 L9 ②		B FF 92 B CH 82 S CH 82 X FF 94 2-1 G6-3 ③	5	1	1	0	0	1	2
14 Martín Prado, R (1, 7) OBP: 0.307, SLG: 0.386	B FF 93 F SI 93 S CH 82 F SI 92 B FC 86 F CH 83 X FC 86 2-2 E6 10 G1-6-3		B FF 93 C CH 82 X CH 81 1-1 G6-3 ③			B SI 91 X FF 91 1-0 B1 ①	X CH 82 0-0 F9 ③			4	0	0	0	0	0	2
10 Chipper Jones, S (1, 5) OBP: 0.355, SLG: 0.476	X SI 92 0-0 G1-6-3 ② ③ 1-2f			X FF 93 0-0 F7 ①		B SI 92 X CH 82 1-0 26 BB 2-H 1B		C FF 91 F FF 92 B SL 82 X FF 92 1-2 26 FC5-4 16 BB 1B		4	0	2	1	0	0	1
16 Brian McCann, L (1, 2) OBP: 0.358, SLG: 0.491		C FF 92 B CH 82 B FF 91 C FC 86 F FF 93 B FC 84 B CH 81 4-2 22 BB BB		C SI 92 B FF 91 B FF 92 F CH 82 F FC 87 S SI 92 2-3 K ②		B FC 85 F FF 92 F FF 93 S SL 78 1-3 K ②		B FF 92 B SL 83 D SL 83 B FF 91 4-0 26 FC5-4 1-2 BB		2	0	0	0	2	2	1
26 Dan Uggla, R (1, 4) OBP: 0.310, SLG: 0.466		F SI 91 F SI 93 S CU 70 0-3 K ①		B CH 82 F FF 92 S CU 71 B CH 82 F FF 94 S CU 71 2-3 K ③		S CH 81 B SI 91 D CH 80 C FC 85 F SI 93 D CU 72 F CU 72 B FF 93 4-2 1-2 BB		S SL 84 X FF 92 0-1 FC5-4 ① ② 1-2 2-3		3	0	0	0	1	2	3
20 Eric Hinske, L (1, 3) 34 Eric O'Flaherty, L (6, 1) 23 Matt Diaz, R (8, PH) OBP: 0.313, SLG: 0.333 39 Jonny Venters, L (8, 1) 58 Peter Moylan, R (9, 1)		C SI 92 B FF 91 X CH 82 1-1 F7 ②			B FF 91 S FC 86 F CH 82 B CU 72 F FF 93 B FF 93 F FF 93 X FC 84 3-2 G3-1 ①	X FF 93 0-0 P5 ③		F FF 92 C FF 92 B FF 92 D FF 94 F SL 84 X SL 82 2-2 F9 ③		3 0 1 0 0	0 0 0 0 0	0 0 0 0 0	0 0 0 0 0	0 0 0 0 0	3 0 1 0 0
22 Jason Heyward, L (1, 9) OBP: 0.311, SLG: 0.397		B FF 92 C SI 91 F SI 91 F FF 92 B CU 69 B CH 81 F SI 92 D CU 65 4-2 1-2 BB			B FF 92 B SI 91 B CH 82 B SI 91 4-0 37 FC6 BB		B SI 90 C FF 91 S FF 91 X FF 92 1-2 2 SH1-4 5 1B 1B		X FF 94 0-0 2 SH3-4 1B	2	1	2	0	2	0	0
2 Alex Gonzalez, R (1, 6) OBP: 0.260, SLG: 0.342		F FC 86 S CH 84 S FF 92 0-3 K ③			F FF 94 X FF 92 0-1 F9 ②		1 SAFE X CH 82 0-0 SH1-4 ① 1-2		T FF 92 D CH 82 X FF 92 1-1 SH3-4 ① 1-2	2	0	0	0	0	1	3
37 Brandon Beachy, R (1, 1) OBP: 0.103, SLG: 0.079 5 Freddie Freeman, L (6, 3) OBP: 0.353, SLG: 0.460			C FF 92 F FF 92 C SI 93 0-3 K ①		X FF 91 0-0 FC6 ③ 1-2f		S CH 81 B CU 72 B FF 93 C CH 82 F FF 92 X CU 71 2-2 2-H 1B		F FF 93 S CH 83 X CH 82 0-2 P6 ② Braves	2 2	0 0	0 1	0 1	0 0	1 0	1 1
Inning Stats	R: 0 E: 1 K: 0 S: 8 H: 0 LOB: 0 BB: 0 P: 12	R: 0 E: 0 K: 2 S: 15 H: 0 LOB: 2 BB: 2 P: 24	R: 0 E: 0 K: 2 S: 8 H: 0 LOB: 0 BB: 0 P: 10	R: 0 E: 0 K: 2 S: 9 H: 0 LOB: 0 BB: 0 P: 13	R: 0 E: 0 K: 0 S: 8 H: 0 LOB: 1 BB: 1 P: 15	R: 1 E: 0 K: 1 S: 15 H: 2 LOB: 2 BB: 1 P: 24	R: 1 E: 0 K: 0 S: 13 H: 2 LOB: 1 BB: 0 P: 18	R: 0 E: 0 K: 0 S: 9 H: 1 LOB: 1 BB: 1 P: 16	R: 0 E: 0 K: 0 S: 8 H: 1 LOB: 1 BB: 0 P: 11	1B: 5 2B: 1 3B: 0 HR: 0 SF: 0 SAC: 2 DP: 2 HBP: 0						

	AB	30
	R	2
	H	6
	RBI	2
	BB	5
	SO	7
	LOB	18

WP: 0 PB: 0 SB: 0 CS: 0 PA: 37

PITCHER		IP	WLS	BF	H	R	ER	SO	BB	IBB	HBP	BLK	WP	HR	S	P	ERA	WHIP
44 Roy Oswalt, R ERA: 3.72	(1, 1)	7.0		29	4	2	2	7	4	0	0	0	0	0	76	116	2.57	1.143
37 Antonio Bastardo, L ERA: 1.66	(8, 1)	1.0		4	1	0	0	0	1	0	0	0	0	0	9	16	0.00	2.000
46 Ryan Madson, R ERA: 2.79	(9, 1)	1.0	W	4	1	0	0	0	0	0	0	0	0	0	8	11	0.00	1.000

PITCHER	IP	WLS	BF	H	R	ER	SO	BB	IBB	HBP	BLK	WP	HR	S	P	ERA	WHIP

BOTTOM

Atlanta Braves @ Philadelphia Phillies

Citizens Bank Park, Philadelphia, PA

Wed Sep 07 2011, 7:11 PM - 10:11 PM EDT

Att. 44,870 - Cloudy - 79 F

livebaseballscorecards.com

Batter	1	2	3	4	5	6	7	8	9	AB	R	H	RBI	BB	SO	LOB
8 Shane Victorino, S (1, 8) OBP: 0.379, SLG: 0.523	C FF 91 F FF 93 B CU 75 S SL 83 1-3 K2-3 ①		C CH 77 B CU 75 B CU 73 F FF 92 S FF 94 2-3 K ③			B FF 92 B CU 74 B CH 77 B FF 90 4-0 27 1B BB		B SL 87 C SI 96 B SL 87 S SL 87 S SL 87 2-3 K ②		3	0	0	0	1	3	1
27 Placido Polanco, R (1, 5) OBP: 0.333, SLG: 0.336	C FF 91 B FF 93 C CU 74 F SL 82 X FF 93 1-2 G4-3 ②			C FF 90 X FF 91 0-1 G6-3 ①		1 SAFE B FF 90 1 SAFE C FF 90 B FF 90 F FF 91 1 SAFE X CU 73 2-2 26 HBP 1-3 1B		X SI 95 2-H 0-0 10 BB 1B		4	0	2	1	0	0	0
26 Chase Utley, L (1, 4) OBP: 0.344, SLG: 0.441 10 Ben Francisco, R (8, PH) OBP: 0.337, SLG: 0.367 5 Pete Orr, L (9, 4) OBP: 0.292, SLG: 0.273	B FF 92 B FF 92 C FF 92 B FF 93 F FF 94 X CH 81 3-2 P2 ③			B FF 90 C FF 93 C CH 79 X FF 94 1-2 F7 ②		H SI 91 1-0 1-2 HBP		B SI 96 C SL 87 B SI 95 D SL 86 B SI 94 4-1 1-2 BB		2 0 0	0 0 0	0 0 0	0 0 0	0 1 0	0 0 0	0 0 0
6 Ryan Howard, L (1, 3) OBP: 0.345, SLG: 0.491		C FF 92 B FF 93 B SL 81 C FF 93 F SL 83 B CH 79 S FF 94 3-3 K ①		C SL 81 B SL 81 F CU 72 B SL 82 X FF 93 2-2 F7 ③		C SI 92 S SL 86 B SL 85 B SL 84 S SI 91 2-3 K ③		B FF 95 B SL 84 S SI 94 S SI 94 S SL 87 2-3 K ③		4	0	0	0	0	3	5
3 Hunter Pence, R (1, 9) OBP: 0.363, SLG: 0.484		S SL 83 F FF 94 F FF 95 B SL 83 B CH 80 S SL 82 2-3 K ②			S CU 71 C SL 81 B FF 94 F SL 84 B CU 74 F FF 94 C FF 93 2-3 K ①		X SI 91 0-0 G6-3 ①		C SL 78 B SL 80 S SL 78 B SL 81 B SL 80 F SL 79 X SI 90 3-2 G4-3 ①	4	0	0	0	0	2	0
29 Raul Ibanez, L (1, 7) OBP: 0.293, SLG: 0.426		B CU 73 B CU 73 F FF 92 F FF 93 B CU 75 F SL 82 X FF 92 3-2 HR			C FF 92 C FF 92 F SL 81 B CH 79 X CU 73 1-2 G4-3 ②		C SL 83 S SL 86 C SL 86 0-3 K ②		C SI 91 F CH 81 B SI 90 F CH 83 B SL 79 B SI 91 F SI 90 B SI 90 4-2 7 51 1B 1B BB	3	2	1	1	1	1	0
51 Carlos Ruiz, R (1, 2) OBP: 0.373, SLG: 0.382		C FF 92 X CU 75 0-1 F9 ③			B FF 92 F FF 90 B SL 80 C CH 79 X FF 92 2-2 F8 ③		C SI 91 B SI 92 C SI 92 X SL 85 1-2 G6-3 ③		X SI 88 1-2 0-0 7 1B 1B	4	0	1	0	0	0	0
7 Michael Martinez, S (1, 6) OBP: 0.259, SLG: 0.308 15 John Mayberry Jr., R (8, PH) OBP: 0.331, SLG: 0.519 46 Ryan Madson, L (9, 1) 7 Ross Gload, L (9, PH) OBP: 0.261, SLG: 0.300			B FF 91 C FF 92 F FF 93 S FF 92 1-3 K ①			C FF 91 B CU 75 C FF 90 B CU 76 B SI 94 X FF 91 3-2 G1-3 ①		B SI 95 S SI 95 B SI 95 X SI 94 2-1 21 SH5-4 27 1B 1B	C SL 79 F SL 78 B SI 89 X SL 77 1-2 2-H 1-2 1B	2 1 0 1	0 1 0 0	0 1 0 1	0 0 0 1	1 0 0 0	0 0 0 0	0 0 0 0
44 Roy Oswalt, R (1, 1) OBP: 0.182, SLG: 0.100 37 Antonio Bastardo, R (8, 1) 21 Wilson Valdez, R (8, PH) OBP: 0.292, SLG: 0.345 (9, 6)			C FF 91 X SL 80 0-1 G6-3 ②			C FF 91 C FF 93 C SL 81 0-3 K ②		X SI 95 0-0 SH5-4 ① 1-2		2 0 0	0 0 0	0 0 0	0 0 0	1 0 0	0 0 0	0 0 0
Inning Stats	R: 0 E: 0 K: 1 S: 10 H: 0 LOB: 0 BB: 0 P: 15	R: 1 E: 0 K: 2 S: 14 H: 1 LOB: 0 BB: 0 P: 22	R: 0 E: 0 K: 2 S: 8 H: 0 LOB: 0 BB: 0 P: 11	R: 0 E: 0 K: 0 S: 8 H: 0 LOB: 0 BB: 0 P: 11	R: 0 E: 0 K: 1 S: 12 H: 0 LOB: 0 BB: 0 P: 17	R: 0 E: 0 K: 2 S: 12 H: 1 LOB: 3 BB: 1 P: 24	R: 0 E: 0 K: 1 S: 7 H: 0 LOB: 0 BB: 0 P: 8	R: 1 E: 0 K: 2 S: 11 H: 2 LOB: 2 BB: 1 P: 21	R: 1 E: 0 K: 0 S: 12 H: 2 LOB: 2 BB: 1 P: 20	1B: 5 2B: 0 3B: 0 HR: 1 SF: 0 SAC: 1 DP: 0 HBP: 1						WP: 0 PB: 0 SB: 0 CS: 0 PA: 35	

	AB	30
	R	3
	H	6
	RBI	3
	BB	3
	SO	11
	LOB	6

PITCHER		IP	WLS	BF	H	R	ER	SO	BB	IBB	HBP	BLK	WP	HR	S	P	ERA	WHIP
37 Brandon Beachy, R ERA: 3.29	(1, 1)	5.2		20	2	1	1	7	1	0	0	0	0	1	61	94	1.59	0.529
34 Eric O'Flaherty, L ERA: 1.13	(6, 1)	1.1		5	0	0	0	2	0	0	1	0	0	0	10	14	0.00	0.000
39 Jonny Venters, L ERA: 1.49	(8, 1)	1.0	B	6	2	1	1	2	1	0	0	0	0	0	11	21	9.00	3.000
58 Peter Moylan, R ERA: 4.76	(9, 1)	0.1	L	4	2	1	1	0	1	0	0	0	0	0	12	20	27.00	9.000

PITCHER	IP	WLS	BF	H	R	ER	SO	BB	IBB	HBP	BLK	WP	HR	S	P	ERA	WHIP

Batter	1	2	3	4	5	6	7	8	9	AB	R	H	RBI	BB	SO	LOB
8 Shane Victorino, S (1, 8) OBP: 0.377, SLG: 0.522	C FF 86 B CH 81 X FF 87 1-1 P6 ①		C SI 87 X SI 88 0-1 F8 ③			X CH 82 0-0 21 2B 2B	X SI 86 0-0 G3 ①		C FF 92 F FF 94 F CH 85 B FF 94 C CH 84 1-3 K ①	5	1	1	0	0	1	1
21 Wilson Valdez, R (1, 6) OBP: 0.294, SLG: 0.350	C SI 87 S CH 81 B CH 80 B FF 88 X CH 80 2-2 G5-3 ②			C FF 87 B CH 81 C FF 87 F CU 73 B CH 81 X FF 87 2-2 G6-3 ①		C CU 71 B FF 87 X CH 79 1-1 3 3B 2B 2-H	C SI 86 B SL 73 S SL 75 X SL 73 1-2 G6-3 ②		B FF 94 B FF 92 F FF 90 F FF 94 B FF 94 F FF 92 X FF 92 3-2 3 2B 1B	5	2	2	1	0	0	0
27 Placido Polanco, R (1, 5) OBP: 0.333, SLG: 0.335	C SI 88 F SI 88 F CU 73 F FF 88 B CU 73 F FF 88 B CH 82 X SI 88 2-2 F8 ③			B CU 71 B FF 88 X SI 87 2-0 F9 ②		C CH 81 B FF 88 B FF 87 F CH 82 F FF 88 B SI 88 D CH 82 4-2 3 3B BB	C SI 89 X SI 86 0-1 1B		B FF 91 1 SAFE C FF 89 B CU 76 F FF 91 X CH 84 2-2 L9 ②	4	1	1	0	1	0	1
3 Hunter Pence, R (1, 9) OBP: 0.363, SLG: 0.489		B CU 72 S CH 80 F FF 87 B CU 75 X CH 80 2-2 G5-3 ①		B CU 72 X CH 81 1-0 G5-3 ③		C CU 73 B FF 88 F FF 87 X CU 74 1-2 15 1B 3B 1-H 2-H	B SL 76 B SI 88 C SI 88 C SI 89 B SL 74 X SI 88 3-2 G1-3 ③		C FF 92 D SL 87 F FF 90 B FF 93 X FF 92 2-2 2B 1-H	5	1	2	3	0	0	1
15 John Mayberry Jr., R (1, 3) OBP: 0.336, SLG: 0.518 (8, 7)		B SI 87 B SI 87 X FF 87 2-0 P4 ②			C CH 80 X FF 87 0-1 10 G6-4-3 1B	S CH 81 X CH 82 0-1 51 S 51 2B 1B 3-H		C FF 92 C FF 89 B CH 76 X CU 79 1-2 F9 ①	B FF 93 C FF 91 S FF 93 B FF 93 B FF 93 F FF 92 B FF 93 4-2 51 FC5-4 BB	4	1	2	1	1	0	0
51 Carlos Ruiz, R (1, 2) OBP: 0.371, SLG: 0.382		C SI 88 X FF 87 0-1 F8 ③			C FF 87 X CH 80 0-1 P2 ①	1 SAFE B CH 82 C CH 82 X FF 87 1-1 10 1B 2B 1-H		X FC 88 0-0 G6-3 ②	C FF 92 S SL 85 D CU 87 F CH 85 X SL 85 1-2 FC5-4 ③ 1-2f	5	1	1	1	0	0	3
10 Ben Francisco, R (1, 7) OBP: 0.340, SLG: 0.369 7 Ross Gload, L (8, 3) OBP: 0.261, SLG: 0.300			X FF 86 0-0 G4-3 ①		C CH 81 1 SAFE X CH 80 0-1 G6-4-3 ②③ 1-2f	B CH 81 C FF 88 X CH 81 1-1 7 E 7 1B 1B 2-H		C FC 88 B CH 77 F FF 91 B CH 77 X FF 88 2-2 7 S 1B		4 0	0 0	2 0	1 0	0 0	0 0	1 0
7 Michael Martinez, S (1, 4) OBP: 0.264, SLG: 0.308			C FF 86 C CH 80 B CH 80 B FF 87 X CH 80 2-2 G6-3 ②			1-3 K ③		S FF 91 C CH 77 B FF 92 B CH 79 B CH 76 B FF 92 4-2 1-2 BB		3	0	1	0	1	1	0
35 Cole Hamels, L (1, 1) OBP: 0.197, SLG: 0.190			B FF 87 C SI 87 C SI 88 B CU 71 B FF 88 B SI 88 4-2 BB			2-2 E9 1-3 1B 1-3 K ② 2-3 K ③		S FF 92 S FF 91 F FF 92 B CH 79 S FF 91 1-3 K ③		3	0	0	0	1	3	4

TOP

Philadelphia Phillies @ Milwaukee Brewers

Miller Park, Milwaukee, WI

Thu Sep 08 2011, 7:11 PM - 9:55 PM CDT

Att. 41,646 - Partly Cloudy - 71 F

livebaseballscorecards.com

AB	38
R	7
H	12
RBI	7
BB	4
SO	5
LOB	11

Inning Stats	1	2	3	4	5	6	7	8	9			
	R: 0 E: 0 K: 0 S: 11	H: 0 LOB: 0 BB: 0 P: 16	R: 0 E: 0 K: 0 S: 6	H: 0 LOB: 0 BB: 0 P: 10	R: 0 E: 0 K: 0 S: 8	H: 0 LOB: 1 BB: 1 P: 14	R: 0 E: 0 K: 0 S: 6	H: 0 LOB: 0 BB: 0 P: 11	R: 0 E: 0 K: 0 S: 6	H: 1 LOB: 0 BB: 0 P: 6	R: 6 E: 1 K: 3 S: 27	H: 7 LOB: 2 BB: 1 P: 40
	R: 0 E: 0 K: 0 S: 9	H: 1 LOB: 1 BB: 0 P: 13	R: 0 E: 0 K: 1 S: 13	H: 1 LOB: 2 BB: 1 P: 21	R: 1 E: 0 K: 1 S: 21	H: 2 LOB: 2 BB: 1 P: 34	1B: 7 2B: 4 3B: 1 HR: 0	SF: 0 SAC: 0 DP: 1 HBP: 0	WP: 0 PB: 0 SB: 2 CS: 0	PA: 42		

PITCHER		IP	WLS	BF	H	R	ER	SO	BB	IBB	HBP	BLK	WP	HR	S	P	ERA	WHIP
38 Chris Narveson, L ERA: 4.46	(1, 1)	5.2	L	25	7	6	6	2	2	0	0	0	0	0	58	87	9.53	1.588
48 Tim Dillard, R ERA: 4.56	(6, 1)	1.1		6	2	0	0	1	0	0	0	0	0	0	15	23	0.00	1.500
41 Marco Estrada, R ERA: 4.15	(8, 1)	1.0		5	1	0	0	1	1	0	0	0	0	0	13	21	0.00	2.000
63 Frankie De La Cruz, R ERA: 2.53	(9, 1)	1.0		6	2	1	1	1	1	0	0	0	0	0	21	34	9.00	3.000

PITCHER	IP	WLS	BF	H	R	ER	SO	BB	IBB	HBP	BLK	WP	HR	S	P	ERA	WHIP

BOTTOM

Philadelphia Phillies @ Milwaukee Brewers

Miller Park, Milwaukee, WI

Thu Sep 08 2011, 7:11 PM - 9:55 PM CDT

Att. 41,646 - Partly Cloudy - 71 F

livebaseballscorecards.com

Batter	1	2	3	4	5	6	7	8	9	AB	R	H	RBI	BB	SO	LOB
1 Corey Hart, R (1, 9) OBP: 0.351, SLG: 0.502	C CH 80 B FC 88 X CH 81 1-1 ① F9			C FF 87 B CU 76 C FF 91 F CU 76 X FF 90 1-2 ① G6-3		B FF 87 B FF 89 B CH 81 C FF 89 X FF 90 3-1 HR		X FC 86 0-0 ② G6-3		4	1	1	1	0	0	0
15 Jerry Hairston, R (1, 4) OBP: 0.340, SLG: 0.368	C FF 90 X FF 92 0-1 ② G6-3			B CH 83 B FC 88 C FF 90 B CH 83 C FF 91 B SI 92 4-2 BB		F FF 90 B CU 75 S CH 82 B CU 76 F FF 90 X FF 92 2-2 ② G5-3		B FF 90 F FF 90 C FC 88 X FF 92 1-2 ③ L3		3	0	0	0	1	0	0
8 Ryan Braun, R (1, 7) OBP: 0.398, SLG: 0.582	B FF 91 B FC 88 C CH 83 F FF 91 X FF 92 2-2 ③ P4			1 SAFE X FF 91 0-0 ② P4		B FF 91 B FC 89 B CH 82 C CH 83 F FF 92 X CH 84 3-2 ③ F8			C CH 78 B FF 89 B CH 80 F FF 86 B CU 74 X FF 90 3-2 ① G4-3	4	0	0	0	0	0	1
28 Prince Fielder, L (1, 3) OBP: 0.405, SLG: 0.538		B FF 88 S CH 83 B CU 75 F FF 91 B CU 78 X FC 88 3-2 ① G4-3		B FF 91 C FF 91 D CH 84 S CH 84 S FC 90 2-3 ③ K			X FF 86 0-0 9 FC5 3 G1-3 1B		X FF 88 0-0 ② F8	4	0	1	0	0	1	1
14 Casey McGehee, R (1, 5) OBP: 0.293, SLG: 0.359		X FC 88 0-0 3 G4-3 1B			C FF 90 B CH 82 C FC 89 F FF 91 B CH 83 F CU 75 F CU 76 X FF 91 2-2 ① G5-3		X FF 89 0-0 ① P4		C FF 89 X CH 82 0-1 ③ G5-3	4	0	1	0	0	0	1
3 Yuniesky Betancourt, R (1, 6) OBP: 0.271, SLG: 0.379		C CH 83 D CU 76 F FC 89 X CH 83 1-2 ② ③ G4-3 1-2f			B FC 87 X FC 88 1-0 HR		C FF 89 X CU 75 0-1 ② G1-3 1-2			3	1	1	1	0	0	2
20 Jonathan Lucroy, R (1, 2) OBP: 0.316, SLG: 0.404		B FF 90 F FC 90 S CH 84 S FF 92 1-3 ① K			X FF 89 0-0 ② P4		B CU 72 B CU 73 B CH 82 C FF 90 B CH 82 4-1 9 FC5 BB			2	0	0	0	1	1	0
27 Carlos Gómez, R (1, 8) OBP: 0.262, SLG: 0.366 48 Tim Dillard, R (6, 1) 9 Josh Wilson, R (7, PH) OBP: 0.264, SLG: 0.361 41 Marco Estrada, R (8, 1) OBP: 0.250, SLG: 0.333 63 Frankie De La Cruz, R (9, 1)		X FF 92 0-0 ② B3			S CH 81 B CU 76 X FC 88 1-1 ③ F7		B FC 90 F FF 91 B FF 91 F FF 92 F FF 93 X CH 83 2-2 ③ FC5 1-2 2-3f			2 0 1 0 0	0 0 0 0 0	0 0 0 0 0	0 0 0 0 0	0 0 0 0 0	0 0 0 0 0	0 0 2 0 0
38 Chris Narveson, L (1, 1) OBP: 0.184, SLG: 0.191 2 Nyjer Morgan, L (6, 8) OBP: 0.358, SLG: 0.438		B FF 91 T FF 90 S FC 88 X CH 84 1-2 ③ G4-3				B CH 87 X FC 89 1-0 ① F8		C CH 81 X FC 87 0-1 ① G6-3		1 2	0 0	0 0	0 0	0 0	0 0	0 0

	AB	30
	R	2
	H	4
	RBI	2
	BB	2
	SO	2
	LOB	7

Inning Stats																								
	R: 0 E: 0 K: 0 S: 7	H: 0 LOB: 0 BB: 0 P: 10	R: 0 E: 0 K: 0 S: 7	H: 1 LOB: 0 BB: 0 P: 11	R: 0 E: 0 K: 1 S: 7	H: 0 LOB: 0 BB: 0 P: 9	R: 0 E: 0 K: 1 S: 10	H: 0 LOB: 1 BB: 1 P: 17	R: 1 E: 0 K: 0 S: 10	H: 0 LOB: 0 BB: 0 P: 14	R: 1 E: 0 K: 0 S: 10	H: 1 LOB: 0 BB: 0 P: 19	R: 0 E: 0 K: 0 S: 9	H: 1 LOB: 2 BB: 1 P: 15	R: 0 E: 0 K: 0 S: 6	H: 0 LOB: 0 BB: 0 P: 7	R: 0 E: 0 K: 0 S: 6	H: 0 LOB: 0 BB: 0 P: 9	1B: 2 2B: 0 3B: 0 HR: 2	SF: 0 SAC: 0 DP: 1 HBP: 0	WP: 0 PB: 0 SB: 0 CS: 0	PA: 32		

PITCHER	IP	WLS	BF	H	R	ER	SO	BB	IBB	HBP	BLK	WP	HR	S	P	ERA	WHIP
35 Cole Hamels, L (1, 1) ERA: 2.6	9.0	W	32	4	2	2	2	2	0	0	0	0	2	72	111	2.00	0.667

PITCHER	IP	WLS	BF	H	R	ER	SO	BB	IBB	HBP	BLK	WP	HR	S	P	ERA	WHIP

Batter	1	2	3	4	5	6	7	8	9	AB	R	H	RBI	BB	SO	LOB
8 Shane Victorino, S (1, 8) OBP: 0.375, SLG: 0.518	C FF 86 S FC 85 X SI 88 0-2 3 1B 6 HR 1B	C FC 84 L FF 87 B CU 72 X FF 88 1-2 ② G6-3	B CU 72 B CH 79 F FC 86 B FC 84 C FF 88 F FF 88 X FF 88 3-2 ② G4-3	B FF 85 C FF 86 B CU 73 F SI 87 X CH 72 2-2 ① G4-3	F FF 91 X FF 92 0-1 ② G3-1	5	1	1	0	0	0	0
27 Placido Polanco, R (1, 5) OBP: 0.332, SLG: 0.336	1 SAFE C FF 87 1 SAFE F SI 86 1 SAFE X FF 88 0-2 ① P4	B CU 70 X FC 84 1-0 ③ F7	C SL 76 C FF 85 F FF 88 X FF 87 0-2 ③ F8	B CU 72 C FC 85 S SL 77 X SI 86 1-2 29 1B 2B	C FF 92 B CU 77 C CU 76 B CH 85 X CH 82 2-2 ③ G4-3	5	1	1	0	0	0	1
3 Hunter Pence, R (1, 9) OBP: 0.362, SLG: 0.486	1 SAFE 1 SAFE D FC 86 1 SAFE C FC 85 B FF 88 F SL 81 B FF 88 X FC 82 3-2 6 HR 1-3 1B	X FC 82 0-0 ① F7	B SL 80 F FF 86 B FF 87 S SL 81 F FF 88 X FF 88 2-2 ① G6-3	X SL 81 0-0 ② G5-3	F SI 90 F SI 90 B SL 83 X SL 82 1-2 ① P3	5	1	1	0	0	0	1
6 Ryan Howard, L (1, 3) OBP: 0.347, SLG: 0.496	B SI 87 B SI 88 X FF 87 2-0 1-H 3-H HR	B FF 86 C CH 79 S CH 73 B CH 75 B FC 85 B FC 86 4-2 51 BB 5 1B BB	B FF 87 C FF 88 F FF 87 X CH 76 1-2 ② G6-3	I IN 54 I IN 59 I IN 58 I IN 59 4-0 5 1B 29 1B 51 1B IBB	C SI 90 F SI 90 S SL 82 0-3 ② K	3	2	1	3	2	1	0
29 Raul Ibanez, L (1, 7) OBP: 0.294, SLG: 0.426	C FF 86 F SI 87 X CH 80 0-2 51 1B 1B	C SI 86 B FF 86 B CH 79 F CH 82 C FC 85 2-3 ② K	X SI 86 0-0 ③ G6-3	B CH 79 B CH 81 C FC 85 X FC 85 2-1 51 1B 5 1B 1-2 2-H 1B	F SI 90 F SL 82 B SI 93 B SL 82 X SI 91 2-2 ③ L8	5	0	2	1	0	1	1
5 Pete Orr, L (1, 4) OBP: 0.316, SLG: 0.300	X SI 87 0-0 ② F7	B CH 81 X FF 87 1-0 51 BB 1-2 1B	C FC 82 S CH 78 B CH 77 B CH 80 X FC 85 2-2 21 G6-3 51 BB 1B	C CU 76 X CU 78 0-1 51 1B 1-2 2-3 1B	4	0	3	0	0	0	1
51 Carlos Ruiz, R (1, 2) OBP: 0.377, SLG: 0.385	S SL 81 B SL 81 B FC 86 T FC 86 D SL 79 X FF 88 3-2 21 FC5-4 1-2 1B	C FC 85 F CU 71 B FF 87 B FF 85 F CH 82 B FC 84 B SL 81 4-2 1-2 2-3 BB	1 SAFE B CU 73 1 SAFE S SL 79 1 SAFE F SI 85 1 SAFE B CH 80 1 SAFE 4-2 B SI 87 D FC 84 21 G6-3 1-2 BB	B FF 91 B CU 78 C FF 91 X CU 78 2-1 1-2 2-3 3-H 1B	2	0	2	1	2	0	0
21 Wilson Valdez, R (1, 6) OBP: 0.290, SLG: 0.345	X FC 86 0-0 ③ FC5-4 1-2f	C FF 85 X SI 84 0-1 ③ G4-3	X FC 84 0-0 ① ② G6-3 1-2f 2-3	B FF 91 F FF 91 B SL 82 F CU 77 B FF 91 F FF 91 S FF 92 3-3 ③ K	4	0	0	0	0	1	10
34 Roy Halladay, R (1, 1) OBP: 0.132, SLG: 0.136 37 Antonio Bastardo, R (9, 1) 46 Ryan Madson, L (9, 1)	C FF 85 F FC 82 B SI 88 T FF 88 1-2 ① K	X FF 83 0-0 ① G6-3	X FF 87 0-0 ③ G6-3	B FF 90 B FF 91 X FF 89 2-0 ① G4-3	4	0	0	0	0	1	1
					0	0	0	0	0	0	0
					0	0	0	0	0	0	0

TOP

Philadelphia Phillies @ Milwaukee Brewers

Miller Park, Milwaukee, WI

Fri Sep 09 2011, 7:12 PM - 10:11 PM CDT

Att. 43,283 - Partly Cloudy - 72 F

livebaseballscorecards.com

AB	37
R	5
H	11
RBI	5
BB	4
SO	4
LOB	15

Inning Stats	1	2	3	4	5	6	7	8	9	1B: 9 SF: 0	WP: 0 PA: 41
	R: 3 H: 5 E: 0 LOB: 2 K: 0 BB: 0 S: 18 P: 26	R: 0 H: 0 E: 0 LOB: 0 K: 1 BB: 0 S: 7 P: 10	R: 0 H: 1 E: 0 LOB: 3 K: 1 BB: 2 S: 12 P: 23	R: 0 H: 0 E: 0 LOB: 0 K: 0 BB: 0 S: 9 P: 12	R: 0 H: 0 E: 0 LOB: 0 K: 0 BB: 0 S: 8 P: 11	R: 0 H: 1 E: 0 LOB: 1 K: 0 BB: 1 S: 7 P: 13	R: 2 H: 4 E: 0 LOB: 3 K: 1 BB: 1 S: 17 P: 31	R: 0 H: 0 E: 0 LOB: 0 K: 0 BB: 0 S: 6 P: 10	R: 0 H: 0 E: 0 LOB: 0 K: 1 BB: 0 S: 9 P: 12	2B: 1 SAC: 0 3B: 0 DP: 1 HR: 1 HBP: 0	PB: 0 SB: 0 CS: 0

PITCHER		IP	WLS	BF	H	R	ER	SO	BB	IBB	HBP	BLK	WP	HR	S	P	ERA	WHIP
18 Shaun Marcum, R ERA: 3.25	(1, 1)	6.2	L	32	9	5	5	2	3	1	0	0	0	1	70	113	6.75	1.800
40 Takashi Saito, R ERA: 2.08	(7, 1)	0.1		3	2	0	0	1	0	0	0	0	0	0	8	13	0.00	6.000
57 Francisco Rodríguez, R ERA: 3.0	(8, 1)	1.0		3	0	0	0	0	0	0	0	0	0	0	6	10	0.00	0.000
50 Kameron Loe, R ERA: 3.48	(9, 1)	1.0		3	0	0	0	1	0	0	0	0	0	0	9	12	0.00	0.000

PITCHER	IP	WLS	BF	H	R	ER	SO	BB	IBB	HBP	BLK	WP	HR	S	P	ERA	WHIP

BOTTOM

Philadelphia Phillies @ Milwaukee Brewers

Miller Park, Milwaukee, WI

Fri Sep 09 2011, 7:12 PM - 10:11 PM CDT

Att. 43,283 - Partly Cloudy - 72 F

livebaseballscorecards.com

Batter	1	2	3	4	5	6	7	8	9	AB	R	H	RBI	BB	SO	LOB
1 Corey Hart, R (1, 9) OBP: 0.350, SLG: 0.499	B FC 90 C FC 91 F CH 84 B CU 78 X CU 79 2-2 ① G6-3		S FC 92 B FC 89 F SI 92 D CU 78 S CH 84 2-3 ② K		B FC 90 B SI 93 F FC 91 X CU 79 2-1 ③ F8			B FC 90 B FC 90 F FC 90 B CH 84 F SI 92 B CH 83 4-2 2 FC4-6 BB		3	0	0	0	1	1	1
2 Nyjer Morgan, L (1, 8) OBP: 0.354, SLG: 0.433	C FC 91 X CU 78 0-1 ② F9		X FC 90 0-0 ③ G4-3			B CH 82 C CU 77 B CH 82 X FC 91 2-1 ① G6-3		C FC 90 S FC 90 F FC 90 B SI 92 B FC 89 X FC 91 2-2 ② FC4-6 1-2f		4	0	0	0	0	0	2
8 Ryan Braun, R (1, 7) OBP: 0.399, SLG: 0.582	C CU 78 B CH 85 S CU 78 B FC 91 X SI 94 2-2 1B			X CH 84 0-0 28 FC4 1B		B CU 78 C CU 78 S FC 90 B FC 90 C FC 91 2-3 ② K		F FC 90 B FC 90 F SI 92 F FC 90 B FC 90 S CH 85 2-3 ③ K		4	0	2	0	0	2	1
28 Prince Fielder, L (1, 3) OBP: 0.404, SLG: 0.536	B FC 91 B FC 89 X CH 85 2-0 ③ G4-3			F FC 89 X FC 89 0-1 ① FC4 5 1B 14 BB 1-2f		C CU 77 T CH 83 F FC 91 F CU 77 S FC 92 0-3 ③ K			C SL 82 C FF 92 X FF 91 0-2 15 G5-3 3 1B 14 BB 1B	4	1	1	0	0	1	2
14 Casey McGehee, R (1, 5) OBP: 0.296, SLG: 0.361		B FC 90 S CU 78 C FC 90 F CH 84 F SI 93 B CU 79 S CU 77 2-3 ① K		C SI 92 B SI 92 B FC 90 B CU 79 B CU 79 4-1 5 1B 1-2 BB			S CH 80 X SI 91 0-1 5 G4-3 3 SF8 2B		B FF 93 B SL 82 B FF 93 C FF 93 B FF 93 4-1 3 1B 15 G5-3 20 SF7 1-2 BB	2	2	1	0	2	1	0
5 Taylor Green, L (1, 4) OBP: 0.421, SLG: 0.579 15 Jerry Hairston, R (9, PH) OBP: 0.339, SLG: 0.367		B FC 91 S FC 91 X FC 90 1-1 ② G4-3		C FC 89 D CU 78 C FC 90 B FC 90 X FC 89 2-2 3 G6-3 1-2 2-3 1B			C FC 88 X SI 90 0-1 ① G4-3 2-3		B FF 94 B FF 93 C FF 94 F CH 83 X FF 93 2-2 ① G5-3 1-2 2-3	3 1	0 0	1 0	0 0	0 0	0 0	1 2
3 Yuniesky Betancourt, R (1, 6) OBP: 0.271, SLG: 0.378		C CU 78 S CU 77 S CU 77 0-3 ③ K		X CH 82 0-0 ② ③ G6-3 1-2f			B CU 76 C FC 88 X CU 77 1-1 ② SF8 3-H		B CH 83 X FF 94 1-0 2-3 3-H 1B	3	0	1	2	0	1	3
20 Jonathan Lucroy, R (1, 2) OBP: 0.315, SLG: 0.402			B FC 90 B FC 89 B FC 90 C SI 92 B SI 92 4-1 18 SH1-4 BB		C CU 76 B SI 90 X FC 90 1-1 ① L9		B FC 91 B CU 76 B FC 89 C SI 92 S SI 92 F CH 82 S FC 90 3-3 ③ K		B FC 93 C FF 92 B CH 83 F FF 92 X CH 84 2-2 ② SF7 3-H	2	0	0	1	1	1	0
18 Shaun Marcum, R (1, 1) OBP: 0.190, SLG: 0.218 40 Takashi Saito, L (7, 1) 57 Francisco Rodriguez, R (8, 1) OBP: 0.500, SLG: 0.500 25 Mark Kotsay, L (8, PH) OBP: 0.318, SLG: 0.346 50 Kameron Loe, R (9, 1) 9 George Kottaras, L (9, PH) OBP: 0.307, SLG: 0.473			C CU 76 X CU 77 0-1 ① SH1-4 1-2		S FC 91 B SI 93 C CU 75 S CH 84 1-3 ② K			C CU 76 F CH 83 F CU 75 B FC 92 F CH 83 B FC 90 F FC 91 S FC 91 2-3 ① K	X FF 93 0-0 ③ G4-3	1 0 0 1 0 0	0 0 0 0 0 0	0 0 0 0 0 0	0 0 0 0 0 0	1 0 0 1 0 0	0 0 0 0 0 1

Inning Stats	1	2	3	4	5	6	7	8	9
	R: 0 E: 0 K: 0 S: 9 H: 1 LOB: 1 BB: 0 P: 15	R: 0 E: 0 K: 2 S: 10 H: 0 LOB: 0 BB: 0 P: 13	R: 0 E: 0 K: 1 S: 7 H: 0 LOB: 1 BB: 1 P: 13	R: 0 E: 0 K: 0 S: 8 H: 2 LOB: 2 BB: 1 P: 14	R: 0 E: 0 K: 1 S: 7 H: 0 LOB: 0 BB: 0 P: 11	R: 0 E: 0 K: 2 S: 10 H: 0 LOB: 0 BB: 0 P: 14	R: 1 E: 0 K: 1 S: 10 H: 1 LOB: 0 BB: 0 P: 14	R: 0 E: 0 K: 2 S: 16 H: 0 LOB: 1 BB: 1 P: 26	R: 2 E: 0 K: 0 S: 12 H: 2 LOB: 1 BB: 1 P: 21

AB	29
R	3
H	6
RBI	3
BB	4
SO	9
LOB	13

1B: 5 SF: 2
2B: 1 SAC: 1
3B: 0 DP: 1
HR: 0 HBP: 0

WP: 0 PA: 36
PB: 0
SB: 0
CS: 0

PITCHER		IP	WLS	BF	H	R	ER	SO	BB	IBB	HBP	BLK	WP	HR	S	P	ERA	WHIP
34 Roy Halladay, R ERA: 2.44	(1, 1)	8.0	W	30	4	1	1	9	3	0	0	0	0	0	77	120	1.12	0.875
37 Antonio Bastardo, L ERA: 1.99	(9, 1)	0.0		2	1	2	2	0	1	0	0	0	0	0	4	8	∞	∞
46 Ryan Madson, R ERA: 2.73	(9, 1)	1.0	S	4	1	0	0	0	0	0	0	0	0	0	8	13	0.00	1.000

PITCHER	IP	WLS	BF	H	R	ER	SO	BB	IBB	HBP	BLK	WP	HR	S	P	ERA	WHIP

Batter	1	2	3	4	5	6	7	8	9	10	AB	R	H	RBI	BB	SO	LOB
8 Shane Victorino, S (1, 8) OBP: 0.372, SLG: 0.512	X SI 86 0-0 P6 ①		C SI 88 F SL 86 X SI 89 0-2 F8 ②		B CU 67 F SL 85 B SL 86 B CH 76 F CH 78 F SI 88 X SI 89 3-2 P6 ②		B CU 69 B SI 88 C CH 79 C CH 79 F SL 86 X SI 89 2-2 F8 ②		B FF 95 B FF 95 F FF 95 B FF 95 X FF 95 3-1 F9 ①		5	0	0	0	0	0	1
27 Placido Polanco, R (1, 5) OBP: 0.335, SLG: 0.346	B SI 86 X SI 87 1-0 F7 ②		B CH 78 B CH 78 F CH 79 B SI 89 X SI 88 3-1 3 BB 2-3 1B		B SI 87 B SI 88 X SI 88 2-0 HR		F SI 87 X SI 87 0-1 3 BB 1B		C FF 96 B FF 96 C CU 82 X FF 97 1-2 G6-3 ②		5	1	3	1	0	0	0
3 Hunter Pence, R (1, 9) OBP: 0.367, SLG: 0.494	C FF 88 B SL 85 X SL 86 1-1 HR		B CU 71 D CU 71 B CU 69 B CH 79 4-0 1-2 BB		B SI 89 X FF 89 1-0 1B		B CU 70 B CU 70 D CU 70 B SI 88 4-0 1-2 BB		B FF 97 X CU 80 1-0 1B		3	1	3	1	2	0	0
15 John Mayberry Jr., R (1, 3) OBP: 0.331, SLG: 0.509 6 Ryan Howard, L (9, PH) OBP: 0.347, SLG: 0.495 (9, 3)	C SI 87 X SL 85 0-1 F8 ③		C FC 85 S SL 86 B FF 90 S SL 86 1-3 K		F CH 78 B SL 87 1 SAFE B SL 86 S FF 86 F SL 85 X SI 88 2-2 L9 ③		B FC 85 F FF 86 F FC 86 X SL 86 1-2 P4 ③		D CU 81 C CU 77 C FF 94 B CU 80 F CU 80 C CU 81 2-3 K ③		4 1	0 0	0 0	0 0	0 0	1 1	6 1
10 Ben Francisco, R (1, 7) OBP: 0.340, SLG: 0.368 29 Raul Ibanez, L (8, PH) OBP: 0.295, SLG: 0.429 (8, 7)		B SI 86 X CH 77 1-0 21 G6-4-3 1B	X CH 77 0-0 F9 ①	C CU 67 X FF 85 0-1 P4 ①				C SI 91 B CU 77 C CU 76 S FF 91 1-3 K ①		X FF 93 0-0 51 E 2B	3 2	0 1	1 1	0 0	0 1	0 0	0 0
51 Carlos Ruiz, R (1, 2) OBP: 0.378, SLG: 0.385		C SI 87 C CU 69 F SI 88 1 SAFE F CU 70 X CU 68 0-2 L8 ①	B CH 77 B CH 77 B CH 77 C SI 86 C SI 88 X CH 78 3-2 21 G1-3 1B	X SI 88 0-0 P3 ②				C CU 76 F FF 91 B FI 91 B CH 84 F FF 91 X CU 76 2-2 G5-3 ②		X FF 91 0-0 E1 11 G6-3 2-H 1B	5	0	2	0	0	0	1
21 Wilson Valdez, R (1, 6) OBP: 0.293, SLG: 0.345 11 Jimmy Rollins, S (10, PH) OBP: 0.341, SLG: 0.401 (10, 6)		1 SAFE 1 SAFE B CU 69 F SI 87 X CU 67 1-1 G6-4-3 ② ③ 1-2f	X CU 68 0-0 G1-3 ② 1-2	B SI 87 B SI 87 C SI 87 F SI 88 X CU 68 2-2 1B				S CU 76 B FF 92 B SI 90 B SI 90 B SI 89 4-1 5 S BB		B FF 94 F SL 88 F FF 94 X SL 88 1-2 G6-3 ① 2-3	3 1	0 0	1 0	0 0	1 0	0 0	2 1
7 Michael Martinez, S (1, 4) OBP: 0.265, SLG: 0.309 5 Pete Orr, L (8, PH) OBP: 0.321, SLG: 0.296 (8, 4)		C SI 87 C SL 84 X CU 68 0-2 27 1B 33 SH5-3 1B	C SL 86 C SL 86 F SL 84 B FF 90 B FF 88 B SL 86 X SI 89 3-2 G6-3 ③	B CU 69 B SI 87 S SI 87 B CH 78 X SI 87 3-1 F9 ③				D CU 76 C CU 74 B CH 82 B CU 74 B CU 74 4-1 1-2 BB		X SL 88 0-0 G1-4-3 ②	3 1	0 0	1 0	0 0	0 1	0 0	2 1
33 Cliff Lee, L (1, 1) OBP: 0.214, SLG: 0.324 7 Ross Gload, L (8, PH) OBP: 0.256, SLG: 0.297 54 Brad Lidge, R (8, 1) 40 Michael Stutes, R (9, 1) 16 John Bowker, L (10, PH) OBP: 0.273, SLG: 0.250 46 Ryan Madson, L (10, 1)			B FF 87 L FF 87 L SI 87 B SL 87 X FF 88 2-2 SH5-3 ① 1-2	B FF 87 F FF 87 X SL 83 1-1 G6-3 ①			C SI 88 S CU 69 X FF 88 0-2 G1 ①	C CU 76 D CH 84 S CH 84 F FF 92 S CH 85 1-3 K ③		C SL 87 C SL 89 F FF 93 B FF 94 B SL 88 B FF 96 T FF 95 3-2 K ③	2 1 0 0 1 0	0 0 0 0 0 0	0 0 0 0 0 0	0 0 0 0 0 0	0 1 0 0 1 0	0 2 0 0 1 0	0 2 0 0 1 0
Inning Stats	R: 1 E: 0 K: 0 S: 6 H: 1 LOB: 0 BB: 0 P: 8	R: 0 E: 0 K: 0 S: 8 H: 1 LOB: 0 BB: 0 P: 10	R: 0 E: 0 K: 1 S: 14 H: 2 LOB: 3 BB: 1 P: 24	R: 0 E: 0 K: 0 S: 9 H: 1 LOB: 1 BB: 0 P: 15	R: 1 E: 0 K: 0 S: 12 H: 2 LOB: 1 BB: 0 P: 21	R: 0 E: 0 K: 0 S: 8 H: 1 LOB: 1 BB: 0 P: 13	R: 0 E: 0 K: 0 S: 12 H: 1 LOB: 2 BB: 1 P: 19	R: 0 E: 0 K: 2 S: 13 H: 0 LOB: 2 BB: 2 P: 25	R: 0 E: 0 K: 1 S: 10 H: 1 LOB: 1 BB: 0 P: 17	R: 1 E: 1 K: 1 S: 10 H: 2 LOB: 1 BB: 0 P: 14	1B: 9 2B: 1 3B: 0 HR: 2	SF: 0 SAC: 1 DP: 1 HBP: 0						

PITCHER		IP	WLS	BF	H	R	ER	SO	BB	IBB	HBP	BLK	WP	HR	S	P	ERA	WHIP
43 Randy Wolf, L ERA: 3.44	(1, 1)	7.0		31	9	2	2	1	2	0	0	0	0	2	69	110	2.57	1.571
57 Francisco Rodríguez, R ERA: 2.95	(8, 1)	1.0		5	0	0	0	2	2	0	0	0	0	0	13	25	0.00	2.000
59 John Axford, R ERA: 2.19	(9, 1)	1.0		4	1	0	0	1	0	0	0	0	0	0	10	17	0.00	1.000
32 LaTroy Hawkins, R ERA: 2.66	(10, 1)	1.0	L	5	2	1	1	1	0	0	0	0	0	0	10	14	9.00	2.000

PITCHER	IP	WLS	BF	H	R	ER	SO	BB	IBB	HBP	BLK	WP	HR	S	P	ERA	WHIP

TOP

Philadelphia Phillies @ Milwaukee Brewers

Miller Park, Milwaukee, WI

Sat Sep 10 2011, 6:10 PM - 9:31 PM CDT
Att. 42,967 - Partly Cloudy - 75 F

livebaseballscorecards.com

AB	40
R	3
H	12
RBI	2
BB	4
SO	5
LOB	18

WP: 0 PA: 45
PB: 0
SB: 1
CS: 0

Philadelphia Phillies @ Milwaukee Brewers

Miller Park, Milwaukee, WI

Sat Sep 10 2011, 6:10 PM - 9:31 PM CDT

Att. 42,967 - Partly Cloudy - 75 F

livebaseballscorecards.com

Batter	1	2	3	4	5	6	7	8	9	10	AB	R	H	RBI	BB	SO	LOB
1 Corey Hart, R (1, 9) OBP: 0.353, SLG: 0.501	P3		15 G6-3 1B		2B		L8			30 SH5-4 BB	4	0	2	0	1	0	2
15 Jerry Hairston, R (1, 4) OBP: 0.335, SLG: 0.362 30 Craig Counsell, L (10, PH) OBP: 0.269, SLG: 0.216	F9		G6-3 1-2f		F9			P6		SH5-4 1-2	4 0	0 0	0 0	0 0	0 0	0 0	2 0
8 Ryan Braun, R (1, 7) OBP: 0.399, SLG: 0.582	K			28 2B 14 G6-3 1B		K		3 FC5 2B		K	5	1	2	0	0	3	1
28 Prince Fielder, L (1, 3) OBP: 0.407, SLG: 0.538		14 FC5-4 BB		1-3 2B		G6-3		3 FC5 IBB		IBB	2	0	1	0	3	0	0
14 Casey McGehee, R (1, 5) OBP: 0.293, SLG: 0.358		FC5-4 1-2f 3 1B		G6-3 3-H		L7		K		G5-3	5	1	0	1	0	1	6
3 Yuniesky Betancourt, R (1, 6) OBP: 0.271, SLG: 0.377		27 G4-3 2-H 1B		K			K	FC5 1-2 2-3f			4	0	1	1	0	2	3
27 Carlos Gómez, R (1, 8) OBP: 0.263, SLG: 0.365 2 Nyjer Morgan, L (9, PH) OBP: 0.353, SLG: 0.432 (10, 8)	G4-3 2-3			K			20 F7 23 S 1B		F8		3 1	0 0	1 0	0 0	0 0	1 0	2 0
9 George Kottaras, L (1, 2) OBP: 0.301, SLG: 0.463 23 Rickie Weeks Jr., R (7, PH) OBP: 0.348, SLG: 0.478 9 Josh Wilson, R (7, PR) OBP: 0.264, SLG: 0.361 57 Francisco Rodríguez, R (8, 1) OBP: 0.500, SLG: 0.500 59 John Axford, R (9, 1) 5 Taylor Green, L (9, PH) OBP: 0.400, SLG: 0.550 32 LaTroy Hawkins, R (10, 1)	K		F9				K 1-2 BB		G3		2 0 0 0 0 0 1 0	0 0 0 0 0 0 0 0	0 0 0 0 0 0 0 0	0 1 0 0 0 0 0 0	0 0 0 0 0 0 0 0	1 0 0 0 0 0 0 0	1 0 0 0 0 0 0 0
43 Randy Wolf, L (1, 1) OBP: 0.179, SLG: 0.232 20 Jonathan Lucroy, R (7, PH) OBP: 0.313, SLG: 0.400 (8, 2)			K		G5-3		F7 2-3			K	2 2	0 0	0 0	0 0	0 0	1 1	0 2

Inning Stats	1	2	3	4	5	6	7	8	9	10
	R: 0 H: 0 E: 0 LOB: 0 K: 1 BB: 0 S: 6 P: 8	R: 1 H: 1 E: 1 LOB: 1 K: 1 BB: 1 S: 10 P: 16	R: 0 H: 1 E: 0 LOB: 0 K: 1 BB: 0 S: 10 P: 13	R: 1 H: 2 E: 0 LOB: 1 K: 2 BB: 0 S: 14 P: 17	R: 0 H: 1 E: 0 LOB: 1 K: 0 BB: 0 S: 8 P: 13	R: 0 H: 0 E: 0 LOB: 0 K: 1 BB: 0 S: 8 P: 9	R: 0 H: 1 E: 0 LOB: 2 K: 1 BB: 1 S: 17 P: 24	R: 0 H: 1 E: 0 LOB: 2 K: 1 BB: 1 S: 10 P: 20	R: 0 H: 0 E: 0 LOB: 0 K: 1 BB: 0 S: 9 P: 14	R: 0 H: 0 E: 0 LOB: 2 K: 1 BB: 2 S: 13 P: 26

PITCHER		IP	WLS	BF	H	R	ER	SO	BB	IBB	HBP	BLK	WP	HR	S	P	ERA	WHIP
33 Cliff Lee, L ERA: 2.44	(1, 1)	7.0		28	6	2	1	7	2	0	0	0	0	0	73	100	1.29	1.143
54 Brad Lidge, R ERA: 1.35	(8, 1)	1.0		5	1	0	0	1	0	1	0	0	0	0	10	20	0.00	1.000
40 Michael Stutes, R ERA: 3.62	(9, 1)	1.0	W	3	0	0	0	1	0	0	0	0	0	0	9	14	0.00	0.000
46 Ryan Madson, R ERA: 2.68	(10, 1)	1.0	S	5	0	0	0	1	1	1	0	0	0	0	13	26	0.00	1.000

PITCHER	IP	WLS	BF	H	R	ER	SO	BB	IBB	HBP	BLK	WP	HR	S	P	ERA	WHIP

AB	35
R	2
H	7
RBI	2
BB	5
SO	10
LOB	19

1B: 4	SF: 0	WP: 0	PA: 41
2B: 3	SAC: 1	PB: 0	
3B: 0	DP: 1	SB: 1	
HR: 0	HBP: 0	CS: 0	

Philadelphia Phillies @ Milwaukee Brewers

Miller Park, Milwaukee, WI

Sun Sep 11 2011, 1:14 PM - 4:09 PM CDT

Att. 42,388 - Sunny - 79 F

livebaseballscorecards.com

Batter	1	2	3	4	5	6	7	8	9	AB	R	H	RBI	BB	SO	LOB
8 Shane Victorino, S (1, 8) OBP: 0.371, SLG: 0.516	C FF 92 B FF 92 S SL 88 B SL 87 F FF 92 B FF 93 F FF 93 C FF 94 3-3 ① K		C SL 88 X FF 93 0-1 ② FC4-6 27 S 1-2f			C CU 81 X SL 87 0-1 HR		1 SAFE B SI 88 X SI 87 1-0 ① F7		4	1	1	1	0	1	2
27 Placido Polanco, R (1, 5) OBP: 0.332, SLG: 0.343	C FF 94 B SI 93 X SL 88 1-1 ② G6-3		1 SAFE B SL 88 B FF 93 C FF 92 F FF 93 X FF 94 2-2 ③ G6-3 1-2			X FF 93 0-0 ① G5-3		C SI 88 C SI 89 F SI 90 X CH 83 0-2 ② FC5-4 3 1B 1-2f		4	0	0	0	0	0	2
3 Hunter Pence, R (1, 9) OBP: 0.367, SLG: 0.493	C FF 93 B SL 90 X SL 91 1-1 ③ G6-3			B FF 93 C SL 88 B SL 89 B SL 88 X FF 92 3-1 ① P5		C FF 93 C FF 93 S SI 92 0-3 ② K		C FF 91 S CH 82 B FF 91 B FF 92 F CH 83 D CU 78 X FF 91 3-2 1B 1-3		4	0	1	0	0	1	0
6 Ryan Howard, L (1, 3) OBP: 0.348, SLG: 0.501		B FF 92 F CU 80 S FF 91 X CU 80 1-2 1B		C CU 81 B SL 89 B FF 93 C FF 94 B CU 82 F SL 88 T SL 88 3-2 ② K		B CU 81 B SL 89 C SL 88 S FF 93 F FF 94 B SL 88 X SL 87 3-2 HR		D CH 84 S CH 84 F FF 92 X CH 86 1-2 ③ G4-3		4	1	2	1	0	1	2
29 Raul Ibanez, L (1, 7) OBP: 0.293, SLG: 0.425		C SL 88 B SI 92 C SL 87 S SL 88 1-3 ① K		F CU 81 B FF 94 C SL 88 S CU 81 1-3 ③ K		S CU 80 B FF 94 C FF 93 B SL 85 B FF 94 S SL 87 3-3 ③ K			C CU 80 S FF 96 B FF 97 S FF 97 1-3 ① K	4	0	0	0	0	4	1
5 Pete Orr, L (1, 4) OBP: 0.317, SLG: 0.293		B FF 93 S SL 88 B SL 88 C SI 92 F SL 87 B FF 94 S SL 89 3-3 ② K			M CU 80 B SL 88 C FF 92 S CU 81 1-3 K 7 G4-3 23 S		C FF 92 C FF 92 S CU 81 0-3 ① K2-3		X FF 97 0-0 7 BB 1B	4	0	1	0	0	3	1
23 Brian Schneider, L (1, 2) OBP: 0.235, SLG: 0.259 11 Jimmy Rollins, S (9, PH) OBP: 0.341, SLG: 0.400		C FF 94 S SL 88 S CU 82 0-3 ③ K			S SL 88 C SL 89 F SL 85 1 SAFE P PO 82 1 SAFE S SL 88 1-3 ① K 1-2	B FF 94 B SL 87 F FF 91 X FF 93 2-1 ② P5			C CU 79 F FF 96 B CU 79 S CU 78 1-3 ② K	3 1	0 0	0 0	0 0	0 0	2 1	2 1
7 Michael Martinez, S (1, 6) OBP: 0.264, SLG: 0.304			C FF 92 X FF 93 0-1 ① F7		D CU 81 X FF 93 1-0 ② G4-3 2-3	X FF 93 0-0 ③ G4-3			B FF 96 F FF 96 B CU 79 B FF 97 F FF 96 B CU 81 4-2 BB 1-2	3	0	0	0	1	0	1
49 Vance Worley, R (1, 1) OBP: 0.244, SLG: 0.250 39 Michael Schwimer, R (7, 1) 7 Ross Gload, L (8, PH) OBP: 0.266, SLG: 0.304 15 John Mayberry Jr., R (8, PR) OBP: 0.337, SLG: 0.508 57 David Herndon, R (8, 1) 16 John Bowker, L (9, PH) OBP: 0.261, SLG: 0.238			B FF 93 B SL 88 B FF 94 B FF 92 4-0 8 FC4-6 BB		C SL 88 C FF 94 B CU 82 F SL 88 B FF 94 T SL 88 2-2 ③ K			B SI 90 F SI 89 X SI 90 1-1 27 FC5-4 1B	B CU 80 F FF 95 X CU 78 1-1 ③ P5	1 0 1 0 0 0 1	0 0 0 0 0 0 0	0 0 1 0 0 0 0	1 0 0 0 0 0 0	1 0 0 0 0 0 0	1 0 0 0 0 0 2	1 0 0 0 0 0 2

TOP

AB	34
R	2
H	6
RBI	2
BB	2
SO	14
LOB	15

Inning Stats	1	2	3	4	5	6	7	8	9
	R: 0 E: 0 K: 1 S: 9	H: 0 LOB: 0 BB: 0 P: 14	R: 0 E: 0 K: 3 S: 13	H: 1 LOB: 1 BB: 0 P: 18	R: 0 E: 0 K: 0 S: 7	H: 0 LOB: 1 BB: 1 P: 13	R: 0 E: 0 K: 2 S: 9	H: 0 LOB: 0 BB: 0 P: 16	R: 0 E: 0 K: 3 S: 13	H: 0 LOB: 1 BB: 0 P: 17
	R: 2 E: 0 K: 2 S: 13	H: 2 LOB: 0 BB: 0 P: 19	R: 0 E: 0 K: 1 S: 6	H: 0 LOB: 0 BB: 0 P: 8	R: 0 E: 0 K: 0 S: 14	H: 2 LOB: 2 BB: 0 P: 20	R: 0 E: 0 K: 2 S: 11	H: 1 LOB: 2 BB: 1 P: 18	1B: 4 2B: 0 3B: 0 HR: 2	SF: 0 SAC: 0 DP: 0 HBP: 0

WP: 1 PA: 36
PB: 0
SB: 2
CS: 0

PITCHER		IP	WLS	BF	H	R	ER	SO	BB	IBB	HBP	BLK	WP	HR	S	P	ERA	WHIP
49 Yovani Gallardo, R ERA: 3.66	(1, 1)	7.0	W	26	3	2	2	12	1	0	0	0	1	2	70	105	2.57	0.571
57 Francisco Rodríguez, R ERA: 2.91	(8, 1)	1.0	H	5	2	0	0	0	0	0	0	0	0	0	14	20	0.00	2.000
59 John Axford, R ERA: 2.16	(9, 1)	1.0	S	5	1	0	0	2	1	0	0	0	0	0	11	18	0.00	2.000

PITCHER	IP	WLS	BF	H	R	ER	SO	BB	IBB	HBP	BLK	WP	HR	S	P	ERA	WHIP

BOTTOM

Philadelphia Phillies @ Milwaukee Brewers

Miller Park, Milwaukee, WI

Sun Sep 11 2011, 1:14 PM - 4:09 PM CDT

Att. 42,388 - Sunny - 79 F

livebaseballscorecards.com

Batter	1	2	3	4	5	6	7	8	9	AB	R	H	RBI	BB	SO	LOB
1 Corey Hart, R (1, 9) OBP: 0.354, SLG: 0.503	C SI 89 F FF 89 B SL 86 B SI 89 X SL 86 2-2 8 G4-3 2 SH3-4 1B		F FC 92 X FF 92 0-1 ① L9		B SL 85 C FF 89 B SL 86 F FF 88 C FF 90 2-3 ① K		X SL 87 0-0 2 2B 2B			4	1	2	0	0	1	1
2 Nyjer Morgan, L (1, 8) OBP: 0.356, SLG: 0.440	C FC 88 X SL 83 0-1 ① SH3-4 1-2		C SL 86 B FF 90 X CH 83 1-1 8 G6-3 2B		F FC 91 B FF 92 F SL 87 B SI 91 X SI 92 2-2 ② L9 2-3		B SL 84 X SL 85 1-0 8 1B 2-H 2B			3	1	2	1	0	0	1
8 Ryan Braun, R (1, 7) OBP: 0.398, SLG: 0.579	B SL 84 B KC 74 C FF 88 S FC 91 F FF 90 X FC 90 2-2 ② G4-3 2-3		X SL 86 0-0 ② G6-3 2-3		B FF 89 C SL 87 F FC 92 B FF 90 F FF 90 X SL 85 2-2 ③ F9		C FF 91 B SI 89 F SL 84 F FF 91 B FF 90 X FF 89 2-2 2-H 1B			4	0	1	1	0	0	3
28 Prince Fielder, L (1, 3) OBP: 0.406, SLG: 0.535	C KC 76 F FF 91 B FF 90 B SL 86 B FF 92 C SI 91 3-3 ③ K		X SL 84 0-0 ③ P6			B FF 88 S SL 85 C FF 89 X FF 91 1-2 1B	B SL 81 S CH 82 B FF 92 1 SAFE 1 SAFE S SL 83 S SL 83 2-3 ③ K			4	0	1	0	0	2	3
23 Rickie Weeks Jr., R (1, 4) OBP: 0.350, SLG: 0.478 14 Casey McGehee, R (5, 5) OBP: 0.292, SLG: 0.356		B FF 90 B SL 85 B FF 91 C FF 91 F FF 90 B FF 90 4-2 20 WP 3 1B 20 G4-3 BB	H FF 87 1-0 HBP				F FF 90 C FF 91 B SL 86 C SI 91 1-3 ① K		C SI 91 F SI 92 B SL 84 S SL 84 1-3 ① K	0 2	1 0	0 0	0 0	1 0	0 2	0 1
5 Taylor Green, L (1, 5) OBP: 0.348, SLG: 0.478 (5, 4) 30 Craig Counsell, L (8, 4) OBP: 0.273, SLG: 0.216		B FC 89 B CH 82 C FF 90 F FF 90 B SI 90 C SI 91 3-3 ① K	C FF 89 D SL 84 X FC 89 1-1 ① F7			X SL 83 0-0 ② P4		B SI 92 B CH 83 B SI 92 C SI 91 F SI 91 B SI 92 4-2 3 FC5-4 BB		3 0	0 0	0 0	0 0	1 0	3 0	0 0
3 Yuniesky Betancourt, R (1, 6) OBP: 0.271, SLG: 0.376		B KC 73 D SL 87 F FF 92 X SL 86 2-1 20 G4-3 20 WP 1-2 1B	F FF 91 X FF 92 0-1 ② L7			C SL 87 S FF 91 C SI 90 0-3 ③ K		1 SAFE 1 SAFE F SL 82 F SI 90 B SL 84 B SI 92 F SL 83 X SI 92 2-2 ② FC5-4 20 FC6-4 1-2f		4	0	1	0	0	1	3
20 Jonathan Lucroy, R (1, 2) OBP: 0.310, SLG: 0.396		B FF 92 D SI 90 C FF 93 B SL 87 X SL 85 3-1 ② G4-3 1-3 2-H	B KC 73 C FF 90 B SL 87 B FF 91 S FF 92 S FF 90 3-3 ③ K				C KC 74 C FF 91 S SL 86 0-3 ① K	C SL 83 B SI 92 X SL 83 1-1 ③ FC6-4 1-2f		4	0	0	1	0	2	3
49 Yovani Gallardo, R (1, 1) OBP: 0.269, SLG: 0.344 9 George Kottaras, L (7, PH) OBP: 0.298, SLG: 0.458 57 Francisco Rodríguez, R (8, 1) OBP: 0.500, SLG: 0.500 59 John Axford, R (9, 1)		C FF 92 X SL 85 0-1 ③ G6-3			C FC 91 X FC 92 0-1 2 BLK 2B		B SL 86 X SL 85 1-0 ② F8			2 1 0 0	0 0 0 0	1 0 0 0	0 0 0 0	0 0 0 0	0 0 0 0	1 0 0 0
Inning Stats	R: 0 E: 0 K: 1 S: 12 H: 1 LOB: 1 BB: 0 P: 19	R: 1 E: 0 K: 1 S: 11 H: 1 LOB: 1 BB: 1 P: 23	R: 0 E: 0 K: 0 S: 6 H: 1 LOB: 1 BB: 0 P: 7	R: 0 E: 0 K: 1 S: 7 H: 0 LOB: 1 BB: 0 P: 12	R: 0 E: 0 K: 1 S: 12 H: 1 LOB: 1 BB: 0 P: 18	R: 0 E: 0 K: 2 S: 10 H: 1 LOB: 1 BB: 0 P: 12	R: 2 E: 0 K: 2 S: 13 H: 3 LOB: 1 BB: 0 P: 19	R: 0 E: 0 K: 1 S: 11 H: 0 LOB: 1 BB: 1 P: 19								

AB	31
R	3
H	8
RBI	3
BB	2
SO	9
LOB	19

1B: 4 SF: 0 WP: 1 PA: 35
2B: 4 SAC: 1 PB: 0
3B: 0 DP: 0 SB: 0
HR: 0 HBP: 1 CS: 0

PITCHER		IP	WLS	BF	H	R	ER	SO	BB	IBB	HBP	BLK	WP	HR	S	P	ERA	WHIP
49 Vance Worley, R ERA: 2.92	(1, 1)	6.2	L	30	8	3	3	7	1	0	1	1	1	0	68	105	4.05	1.350
39 Michael Schwimer, R ERA: 4.26	(7, 1)	0.1		1	0	0	0	1	0	0	0	0	0	0	3	5	0.00	0.000
57 David Herndon, R ERA: 3.75	(8, 1)	1.0		4	0	0	0	1	1	0	0	0	0	0	11	19	0.00	1.000

PITCHER	IP	WLS	BF	H	R	ER	SO	BB	IBB	HBP	BLK	WP	HR	S	P	ERA	WHIP

Batter	1	2	3	4	5	6	7	8	9	AB	R	H	RBI	BB	SO	LOB
11 Jimmy Rollins, S (1, 6) OBP: 0.340, SLG: 0.399	X FF 88 0-0 ① G4-3		B FF 88 B FF 88 B FF 88 C FC 88 X FF 89 3-1 ① P6		F CU 74 X CH 83 0-1 ② F8			C FF 86 X CH 83 0-1 3 G4-3 1B		4	0	1	0	0	0	0
8 Shane Victorino, S (1, 8) OBP: 0.368, SLG: 0.512	C FF 89 C FC 90 F FF 91 S CH 84 0-3 ② K		X FF 89 0-0 ② G1-3		B CU 74 C CU 74 B CH 84 B FF 88 X FF 88 3-1 ③ G4-3			C FF 87 F FF 89 X CH 84 0-2 ① F7		4	0	0	0	0	1	1
3 Hunter Pence, R (1, 9) OBP: 0.368, SLG: 0.495	B FF 90 B FF 89 B FF 89 C FF 90 X FC 90 3-1 2B		C FF 89 C FF 90 B FC 90 X FF 86 1-2 6 S 1B			X FF 87 0-0 ① G6-3		F SI 89 F CU 76 F FF 90 B CU 77 1 SAFE B FF 90 X CU 77 2-2 ② G4-3 1-2		4	0	2	0	0	0	1
6 Ryan Howard, L (1, 3) OBP: 0.345, SLG: 0.497	C FF 90 S SI 85 D SI 86 B CH 84 B CU 76 S CU 76 3-3 ③ K		D CU 78 B FF 90 B FF 89 X FF 88 3-0 ③ L7 1-2			C FF 86 S CU 75 S CU 76 0-3 ② K		B FF 90 B FF 90 S CU 77 X CU 76 2-1 ③ G4-3		4	0	0	0	0	2	3
29 Raul Ibanez, L (1, 7) OBP: 0.296, SLG: 0.427		X FF 88 0-0 5 1B 2B		B FF 88 F SL 81 B CU 74 S CU 73 X FF 89 2-2 ① G1-3		C CU 73 B CH 84 T CU 74 B CH 85 B FC 90 B SL 82 4-2 BB			B FF 94 B FF 94 C FC 93 B FF 94 B FF 93 4-1 27 BB BB	2	1	1	0	2	0	0
51 Carlos Ruiz, R (1, 2) OBP: 0.376, SLG: 0.384		C FF 88 L FF 89 X FF 89 0-2 ① G6-3		B SL 82 X SL 82 1-0 1B		B FF 88 C CU 74 B FF 89 F CU 75 X FF 89 2-2 ③ F8			C FC 93 F KC 81 F KC 83 F FC 95 X FC 94 0-2 ① F9	4	0	1	0	0	0	3
5 Pete Orr, L (1, 4) OBP: 0.314, SLG: 0.291		B FF 90 X CH 84 1-0 7 G3 7 S 2-H 1B		C CU 74 T FF 88 F CU 77 X FF 89 0-2 ② F8			S FF 87 C CU 74 X CU 76 0-2 ① G3-1		B FF 92 X FF 91 1-0 ② F8	4	0	1	1	0	0	2
7 Michael Martinez, S (1, 5) OBP: 0.261, SLG: 0.299 27 Placido Polanco, R (9, PH) OBP: 0.333, SLG: 0.343		C FC 90 C CU 77 D CU 78 F CU 77 X FF 90 1-2 ② G3 1-3		B FF 89 F SL 84 X CU 75 1-1 ③ G1-3			C FF 87 B CH 83 X CH 83 1-1 ② F8		B FC 92 B FC 92 B FC 93 B FC 90 4-0 1-2 BB	3 0	0 0	0 0	0 0	0 1	0 0	2 0
44 Roy Oswalt, R (1, 1) OBP: 0.167, SLG: 0.091 56 Joe Blanton, R (8, 1) OBP: 0.200, SLG: 0.200 7 Ross Gload, L (9, PH) OBP: 0.263, SLG: 0.301		B FF 89 X FF 88 1-0 ③ G3	C FF 87 C CU 74 B CU 76 S CU 75 1-3 ① K			F FC 89 B FF 90 X CU 74 1-1 ③ G6-3		C FF 92 B FF 93 X FF 93 1-1 ③ G4-3	3 0 1	0 0 0	0 0 0	0 0 0	1 0 0	1 0 2	
Inning Stats	R: 0 H: 1 E: 0 LOB: 1 K: 2 BB: 0 S: 10 P: 16	R: 1 H: 2 E: 0 LOB: 1 K: 0 BB: 0 S: 10 P: 13	R: 0 H: 1 E: 0 LOB: 1 K: 0 BB: 0 S: 7 P: 14	R: 0 H: 1 E: 0 LOB: 1 K: 0 BB: 0 S: 10 P: 14	R: 0 H: 0 E: 0 LOB: 0 K: 1 BB: 0 S: 7 P: 11	R: 0 H: 0 E: 0 LOB: 1 K: 1 BB: 1 S: 9 P: 15	R: 0 H: 0 E: 0 LOB: 0 K: 0 BB: 0 S: 7 P: 9	R: 0 H: 1 E: 0 LOB: 1 K: 0 BB: 0 S: 11 P: 15	R: 0 H: 0 E: 0 LOB: 2 K: 0 BB: 2 S: 9 P: 19	1B: 4 2B: 2 3B: 0 HR: 0	SF: 0 SAC: 0 DP: 0 HBP: 0			WP: 0 PB: 0 SB: 2 CS: 0	PA: 36		

PITCHER		IP	WLS	BF	H	R	ER	SO	BB	IBB	HBP	BLK	WP	HR	S	P	ERA	WHIP
39 Brett Myers, R ERA: 4.52	(1, 1)	8.0	W	31	6	1	1	4	1	0	0	0	0	0	71	107	1.12	0.875
54 Mark Melancon, R ERA: 3.09	(9, 1)	1.0		5	0	0	0	0	2	0	0	0	0	0	9	19	0.00	2.000

PITCHER	IP	WLS	BF	H	R	ER	SO	BB	IBB	HBP	BLK	WP	HR	S	P	ERA	WHIP

TOP

Philadelphia Phillies @ Houston Astros

Minute Maid Park, Houston, TX

Mon Sep 12 2011, 7:06 PM - 9:28 PM CDT

Att. 22,231 - Roof Closed - 73 F

livebaseballscorecards.com

AB	33
R	1
H	6
RBI	1
BB	3
SO	4
LOB	15

BOTTOM

Philadelphia Phillies @ Houston Astros

Minute Maid Park, Houston, TX

Mon Sep 12 2011, 7:06 PM - 9:28 PM CDT

Att. 22,231 - Roof Closed - 73 F

livebaseballscorecards.com

Batter	1	2	3	4	5	6	7	8	9	AB	R	H	RBI	BB	SO	LOB
1 Jordan Schafer, L (1, 8) OBP: 0.315, SLG: 0.322	B FF 90 F FF 90 S FC 85 X FC 84 1-2 ① F7		F FC 85 B FF 92 B FF 91 B FF 91 S FF 90 F FF 91 F CH 82 B FC 85 4-2 1-2 BB		C FF 91 X FF 92 0-1 ① L4	F FF 93 B CH 83 F FC 85 X FC 84 1-2 ③ L6		F SL 88 T FF 92 B FF 91 B FC 86 S SL 82 2-3 ② K		4	0	0	0	1	1	3
36 Angel Sanchez, R (1, 6) OBP: 0.300, SLG: 0.287	F FF 92 B FF 92 X FC 82 1-1 ② F8		C FC 84 X FF 93 0-1 ③ F9		S FF 92 X FF 91 0-1 ② P4		X FC 84 0-0 ① G5-3	B FF 91 X FF 92 1-0 ③ FC6-4 1-2f		5	0	0	0	0	0	3
14 J.D. Martinez, R (1, 7) OBP: 0.313, SLG: 0.444	C FC 85 F FF 91 F CU 72 S FF 93 0-3 ③ K			F FF 91 B FF 92 S FC 84 F FF 92 B FC 84 F FC 85 B FC 83 X FC 82 3-2 19 1B 38 1B 2B	B FF 91 F FF 92 B CH 83 B FC 81 X CH 83 3-1 45 HR 1B		S FF 93 X FF 92 0-1 19 WP 45 HBP 19 FC4-6 1B			4	3	3	0	0	1	0
45 Carlos Lee, R (1, 3) OBP: 0.340, SLG: 0.451		B FF 93 B FF 92 B FC 86 C FF 92 X CH 82 3-1 19 G1-6-3 1B		C FF 93 X FF 92 0-1 ① G5-3	C FF 93 S FC 85 X CU 71 0-2 1-H HR		C FF 92 H FF 90 1-1 19 FC4-6 1-2 HBP			3	1	2	2	0	0	1
19 Brian Bogusevic, L (1, 9) OBP: 0.348, SLG: 0.480		C CH 83 B FC 86 X CH 83 1-1 ① ② G1-6-3 1-2f		X FC 85 0-0 27 FC3-6 38 1B 55 2B 2-3 1B	S FF 93 S FF 94 S FF 93 0-3 ③ K		B FC 84 F FF 92 S FF 92 B EP 62 X CU 68 2-2 ② FC4-6 38 BB 1-2f 2-H			4	1	1	1	0	1	2
38 Jimmy Paredes, S (1, 5) OBP: 0.336, SLG: 0.420		B FF 92 B CH 83 F FF 92 X FC 84 2-1 ③ P6		X FF 93 0-0 27 FC3-6 1-2 3-H 1B		X FF 92 0-0 ① G3-1	B FC 85 F FC 84 B CH 84 B FF 92 1 SAFE B FC 83 4-1 1-2 BB			3	0	1	1	1	0	0
27 Jose Altuve, R (1, 4) OBP: 0.295, SLG: 0.370			C FF 91 X FC 82 0-1 ① F8	B FC 83 X FF 92 1-0 ② FC3-6 55 2B 1-2f 2-3		B FF 92 F FF 91 F FF 90 B CU 72 F CH 83 X FF 93 2-2 ② G6-3	S FC 85 X FC 84 0-1 ③ F8			4	0	0	0	0	0	4
55 Humberto Quintero, R (1, 2) OBP: 0.280, SLG: 0.348			B FF 92 S FC 85 X FF 92 1-1 ② G6-3	X FF 92 0-0 1-3 3-H 2B		C FF 91 X FF 92 0-1 39 1B 1B		B SL 83 S FF 89 X CH 82 1-1 36 FC6-4 1B		4	0	3	1	0	0	0
39 Brett Myers, R (1, 1) OBP: 0.217, SLG: 0.179 4 Jason Michaels, R (8, PH) OBP: 0.257, SLG: 0.297 54 Mark Melancon, R (9, 1)			X FF 92 0-0 1 BB 1B	F FF 92 X FC 85 0-1 ③ G4-3		F FC 84 X FC 82 0-1 1-2 1B		X FF 90 0-0 ① P5		3 1 0	0 0 0	2 0 0	0 0 0	0 0 0	0 0 0	2 1 0
Inning Stats	R: 0 E: 0 K: 1 S: 9 H: 0 LOB: 0 BB: 0 P: 11	R: 0 E: 0 K: 0 S: 6 H: 1 LOB: 0 BB: 0 P: 12	R: 0 E: 0 K: 0 S: 11 H: 1 LOB: 2 BB: 1 P: 16	R: 2 E: 0 K: 0 S: 13 H: 4 LOB: 2 BB: 0 P: 17	R: 2 E: 0 K: 1 S: 12 H: 2 LOB: 0 BB: 0 P: 15	R: 0 E: 0 K: 0 S: 12 H: 2 LOB: 2 BB: 0 P: 15	R: 1 E: 0 K: 0 S: 10 H: 1 LOB: 2 BB: 1 P: 17	R: 0 E: 0 K: 1 S: 7 H: 1 LOB: 1 BB: 0 P: 11		1B: 9 2B: 2 3B: 0 HR: 1 SF: 0 SAC: 0 DP: 1 HBP: 1				WP: 1 PB: 0 SB: 0 CS: 0 PA: 38		

	AB	35
	R	5
	H	12
	RBI	5
	BB	2
	SO	3
	LOB	16

PITCHER	IP	WLS	BF	H	R	ER	SO	BB	IBB	HBP	BLK	WP	HR	S	P	ERA	WHIP
44 Roy Oswalt, R (1, 1) ERA: 3.88	7.0	L	34	11	5	5	2	2	0	1	0	1	1	73	103	6.43	1.857
56 Joe Blanton, R (8, 1) ERA: 5.35	1.0		4	1	0	0	1	0	0	0	0	0	0	7	11	0.00	1.000

PITCHER	IP	WLS	BF	H	R	ER	SO	BB	IBB	HBP	BLK	WP	HR	S	P	ERA	WHIP

Philadelphia Phillies @ Houston Astros

Minute Maid Park, Houston, TX

Tue Sep 13 2011, 7:06 PM - 9:39 PM CDT

Att. 24,302 - Roof Closed - 73 F

TOP

livebaseballscorecards.com

Batter	1	2	3	4	5	6	7	8	9	AB	R	H	RBI	BB	SO	LOB
11 Jimmy Rollins, S (1, 6) OBP: 0.339, SLG: 0.398	C FF 88 B SI 89 X CH 81 1-1 ① F8		C CH 80 B SL 84 X FF 90 1-1 ③ P6		X SI 90 0-0 3 BB 27 BB 1B		F CH 85 B CH 84 S CH 85 S CU 78 1-3 ② K			4	0	1	0	0	1	0
27 Placido Polanco, R (1, 5) OBP: 0.333, SLG: 0.340	C FF 89 B CU 76 X CH 80 1-1 ② L8			B FF 89 X FF 89 1-0 ① P4	B SI 90 B CH 81 B FF 90 C FF 89 B SI 89 4-1 3 BB **1-2** BB		B FF 92 F FF 92 B CH 84 X FF 92 2-1 ③ F8			3	0	0	0	1	0	0
3 Hunter Pence, R (1, 9) OBP: 0.368, SLG: 0.499	C CH 81 F SL 85 B CU 78 S FF 90 1-3 ③ K			F CH 81 X CH 80 0-1 HR	B SL 86 B SI 91 C SI 92 B FF 91 B SI 91 4-1 **1-2** **2-3** BB			C FF 90 C CU 76 B CU 77 S CU 78 1-3 ① K		3	1	1	1	1	2	0
6 Ryan Howard, L (1, 3) OBP: 0.345, SLG: 0.494		C SL 81 B FF 86 F SL 83 F FF 88 X CH 80 1-2 ① F9		C SL 84 B FF 89 C FF 90 B FF 91 B SL 84 B CH 81 4-2 10 1B BB	S FF 92 B SI 92 B FF 92 C FF 92 B FF 93 F FF 92 F FF 92 X FF 93 3-2 ③ F7			X FF 92 0-0 ② G1-6-3		3	0	0	0	1	0	3
15 John Mayberry Jr., R (1, 8) OBP: 0.329, SLG: 0.509 (6, 7)		C CH 79 F SL 83 B FF 91 X SL 84 1-2 2B		B FF 90 S CH 81 B CH 82 F CH 82 F FF 91 S FF 91 2-3 ② K		C SI 88 F SI 90 B CU 75 F FF 90 F FF 90 B CU 77 X SI 91 2-2 ① F8		C FF 91 F FF 92 C FF 92 0-3 ③ K		4	0	1	0	0	2	1
10 Ben Francisco, R (1, 7) OBP: 0.339, SLG: 0.368 57 David Herndon, R (6, 1) 39 Michael Schwimer, R (8, 1) 16 John Bowker, L (9, PH) OBP: 0.250, SLG: 0.227		D FF 90 B CH 81 C CH 81 D FF 89 X CH 81 3-1 ② P5		C SI 91 S SI 92 B FF 90 X SI 92 1-2 **1-2** 51 FC6-4 1B		B CH 80 F SI 91 B SI 90 F CH 80 S FF 91 2-3 ② K			F FF 94 C FF 95 F FF 95 C FF 95 0-3 ① K	3 0 0 1	0 0 0 0	1 0 0 0	0 0 0 0	0 0 0 0	1 0 0 1	1 0 0 0
51 Carlos Ruiz, R (1, 2) OBP: 0.378, SLG: 0.392		B CH 80 B CH 81 C SI 90 B SI 90 X CH 82 3-1 ③ G6-3		X CH 82 0-0 ③ FC6-4 **1-2f**		C CH 81 B SI 91 B CH 83 B CH 82 B FF 89 4-1 BB			B FF 94 F FF 94 B FF 95 F FF 95 X FF 94 2-2 HR	3	1	1	1	1	0	3
7 Michael Martinez, S (1, 4) OBP: 0.257, SLG: 0.294 5 Pete Orr, L (9, PH) OBP: 0.310, SLG: 0.288			S CH 80 X CU 75 0-1 ① G5-3		C SI 89 B CU 76 B CH 79 C FF 90 F FF 90 B CH 81 X FF 89 3-2 ① P3	C SI 91 B SI 91 B SI 91 F FF 89 B FF 91 X FF 90 3-2 ③ G6-3			B FF 95 S FF 94 F FF 95 X SL 85 1-2 ② P6	3 1	0 0	0 0	0 0	0 0	0 0	1 0
35 Cole Hamels, L (1, 1) OBP: 0.191, SLG: 0.185 8 Shane Victorino, S (6, 8) OBP: 0.366, SLG: 0.510			C FF 89 B FF 90 X SL 84 1-1 ② G3-1		B FF 91 B FF 89 F FF 89 F FF 90 S FF 90 2-3 ② K		B FF 91 F FF 90 B FF 91 F FF 90 B CU 78 F FF 92 S FF 92 3-3 ① K		C FF 93 B FF 94 F FF 93 F FF 95 S FF 94 1-3 ③ K	2 2	0 0	0 0	0 0	0 0	1 2	0 0

Inning Stats																								
	R: 0 E: 0 K: 1 S: 7	H: 0 LOB: 0 BB: 0 P: 10	R: 0 E: 0 K: 0 S: 11	H: 1 LOB: 1 BB: 0 P: 19	R: 0 E: 0 K: 0 S: 6	H: 0 LOB: 0 BB: 0 P: 8	R: 1 E: 0 K: 1 S: 13	H: 2 LOB: 2 BB: 1 P: 21	R: 0 E: 0 K: 1 S: 15	H: 1 LOB: 3 BB: 2 P: 31	R: 0 E: 0 K: 1 S: 12	H: 0 LOB: 1 BB: 1 P: 23	R: 0 E: 0 K: 2 S: 9	H: 0 LOB: 0 BB: 0 P: 15	R: 0 E: 0 K: 2 S: 7	H: 0 LOB: 0 BB: 0 P: 8	R: 1 E: 0 K: 2 S: 14	H: 1 LOB: 0 BB: 0 P: 18	1B: 2 2B: 1 3B: 0 HR: 2	SF: 0 SAC: 0 DP: 0 HBP: 0	WP: 0 PB: 0 SB: 0 CS: 0	PA: 36

PITCHER		IP	WLS	BF	H	R	ER	SO	BB	IBB	HBP	BLK	WP	HR	S	P	ERA	WHIP
30 J.A. Happ, L ERA: 5.59	(1, 1)	6.0	W	26	4	1	1	4	4	0	0	0	0	1	64	112	1.50	1.333
43 Fernando Rodriguez Jr., R ERA: 2.87	(7, 1)	2.0		6	0	0	0	4	0	0	0	0	0	0	16	23	0.00	0.000
28 David Carpenter, R ERA: 3.22	(9, 1)	1.0		4	1	1	1	2	0	0	0	0	0	1	14	18	9.00	1.000

PITCHER	IP	WLS	BF	H	R	ER	SO	BB	IBB	HBP	BLK	WP	HR	S	P	ERA	WHIP

AB	32
R	2
H	5
RBI	2
BB	4
SO	10
LOB	9

BOTTOM

Philadelphia Phillies @ Houston Astros

Minute Maid Park, Houston, TX

Tue Sep 13 2011, 7:06 PM - 9:39 PM CDT

Att. 24,302 - Roof Closed - 73 F

livebaseballscorecards.com

Batter	1	2	3	4	5	6	7	8	9	AB	R	H	RBI	BB	SO	LOB
11 Jason Bourgeois, R (1, 8) OBP: 0.329, SLG: 0.365	C FF 89 B SI 90 F FF 89 F FF 93 X CH 85 1-2 G6-3 ①	B CH 84 B CH 84 B FF 92 C FF 92 X FF 93 3-1 12 S 1B		C FF 93 B FF 92 L CH 85 X FF 94 1-2 12 HR 1B 3-H		X SI 91 0-0 G5-3 ①		C FF 91 D SL 84 C FF 92 B FF 94 F SL 85 F SL 84 X FF 94 2-2 L9 ②		5	1	2	1	0	0	2
12 Clint Barmes, R (1, 6) OBP: 0.326, SLG: 0.399	B FF 89 X CH 83 1-0 14 2B 2B	C FF 92 B FF 92 C FF 91 S FF 94 1-2 1-3 K ③		X FF 90 0-0 1-H 2-H HR		B SI 90 B SL 84 F SL 84 B CH 84 X SI 91 3-1 F8 ②		B SL 80 C SL 80 H CH 81 2-1 1-2 2-3 HBP		4	2	2	3	0	1	1
14 J.D. Martinez, R (1, 7) OBP: 0.310, SLG: 0.442 28 David Carpenter, R (9, 1)	B FF 90 X FF 90 1-0 45 1B 2-H 2B	B FF 91 B CH 82 C CH 83 C FF 93 B CU 77 X CH 84 3-2 L7 ①	B FF 92 C FF 92 S CH 85 S CU 78 1-3 K ②			B SL 84 C SI 91 X SI 91 1-1 G5-3 ③		B FF 93 X FF 92 1-0 F9 ③		5 0	0 0	1 0	1 0	0 0	1 0	3 0
45 Carlos Lee, R (1, 3) OBP: 0.339, SLG: 0.450	C FF 92 F FF 90 B FF 92 B FF 93 B FF 91 X FF 94 3-2 16 HBP 2-3 1B	C FF 93 B FF 94 X CH 85 1-1 G5-3 ②	B CU 76 F FF 91 X FF 93 1-1 P6 ③				B SI 90 B SI 91 X SI 90 2-0 P4 ①			4	0	1	0	0	0	0
16 Matt Downs, R (1, 4) OBP: 0.362, SLG: 0.517	F FF 91 H CU 76 1-1 4 FC5-4 1-2 HBP	C CU 76 X FF 92 0-1 E8 1B			B FF 89 B CH 82 S CH 82 B FF 91 B FF 91 4-1 8 1B BB		X SI 91 0-0 G5-3 ②			2	0	1	0	1	0	0
23 Chris Johnson, R (1, 5) OBP: 0.283, SLG: 0.367	C CH 83 B FF 91 F FF 90 B CH 83 B FF 90 F CH 84 S CH 83 3-3 K ②	S CU 76 C CH 84 F CU 78 B CH 85 B FF 94 B FF 94 X CH 84 3-2 G1-3 ③			1 SAFE C FF 90 X FF 88 0-1 F8 ①		B SL 84 C SI 92 B SI 92 X SI 91 2-1 G5-3 ③			4	0	0	0	0	1	5
4 Jason Michaels, R (1, 9) OBP: 0.256, SLG: 0.295 8 JB Shuck, L (3, 9) OBP: 0.369, SLG: 0.304 (9, 7)	X FF 90 0-0 FC5-4 ③ 1-2f			B FF 90 C FF 92 B FF 93 X FF 92 2-1 30 E 55 S 11 1B 1B	C FF 91 D CH 82 C SI 88 B CH 82 X FF 89 2-2 1-2 1B			X FF 88 0-0 36 FC1-5 55 1B 1B		1 3	0 1	0 3	0 0	0 0	0 0	3 0
55 Humberto Quintero, R (1, 2) OBP: 0.280, SLG: 0.346		C FF 88 X FF 88 0-1 F7 ①		S FF 91 C CU 77 S CU 78 0-3 1-2 K ①	S FF 90 S CH 82 B CH 82 D CU 77 F CH 83 S FF 92 2-3 K ②			B CH 78 B FF 89 1 SAFE 1 SAFE B FF 88 C FF 89 F FF 90 X SL 81 3-2 12 HBP 36 FC1-5 1-2 1B		4	0	1	0	0	2	3
30 J.A. Happ, L (1, 1) OBP: 0.238, SLG: 0.282 43 Fernando Rodriguez Jr., (R 1) 36 Angel Sanchez, R (8, PH) OBP: 0.299, SLG: 0.286 19 Brian Bogusevic, L (9, 9) OBP: 0.348, SLG: 0.480		C FF 91 C FF 89 B FF 91 S FF 93 1-3 K ②		B FF 93 F FF 92 X FF 92 1-1 E3 11 1B 12 HR 2-3	B FF 89 X SI 90 1-0 F8 ③			B FF 91 X FF 88 1-0 FC1-5 12 HBP 1-2 2-3f ①		3 0 1 0	1 0 0 0	0 0 0 0	0 0 0 0	1 0 0 0	3 0 2 0	0 0 0 0
Inning Stats	R: 1 E: 0 K: 1 S: 15 H: 3 LOB: 3 BB: 0 P: 25	R: 0 E: 0 K: 2 S: 10 H: 1 LOB: 1 BB: 0 P: 15	R: 0 E: 1 K: 0 S: 11 H: 1 LOB: 1 BB: 0 P: 18	R: 4 E: 1 K: 2 S: 16 H: 3 LOB: 0 BB: 0 P: 22	R: 0 E: 0 K: 1 S: 11 H: 1 LOB: 2 BB: 1 P: 20	R: 0 E: 0 K: 0 S: 5 H: 0 LOB: 0 BB: 0 P: 9	R: 0 E: 0 K: 0 S: 4 H: 0 LOB: 0 BB: 0 P: 8	R: 0 E: 0 K: 0 S: 12 H: 2 LOB: 3 BB: 0 P: 21		1B: 8 2B: 2 3B: 0 HR: 1		SF: 0 SAC: 0 DP: 0 HBP: 2		WP: 0 PB: 0 SB: 2 CS: 0	PA: 39	

	AB	R	H	RBI	BB	SO	LOB
	36	5	11	5	1	6	22

PITCHER		IP	WLS	BF	H	R	ER	SO	BB	IBB	HBP	BLK	WP	HR	S	P	ERA	WHIP
35 Cole Hamels, L ERA: 2.71	(1, 1)	5.0	L	27	9	5	4	6	1	0	1	0	0	1	63	100	7.20	2.000
57 David Herndon, R ERA: 3.61	(6, 1)	2.0		6	0	0	0	0	0	0	0	0	0	0	9	17	0.00	0.000
39 Michael Schwimer, R ERA: 3.68	(8, 1)	1.0		6	2	0	0	0	0	0	1	0	0	0	12	21	0.00	2.000

PITCHER	IP	WLS	BF	H	R	ER	SO	BB	IBB	HBP	BLK	WP	HR	S	P	ERA	WHIP

Batter	1	2	3	4	5	6	7	8	9	AB	R	H	RBI	BB	SO	LOB
8 Shane Victorino, S (1, 8) OBP: 0.367, SLG: 0.511	C FF 89 X FF 90 0-1 27 1B 2B		C FF 92 X CH 85 0-1 ② F8			B FC 91 B FF 91 B FF 91 B FF 91 4-0 3 1B 27 FC1-5 1-2 BB		B SL 83 C SI 91 F SI 91 B FF 92 X FF 91 2-2 ② F8		3	1	1	0	1	0	0
27 Placido Polanco, R (1, 5) OBP: 0.332, SLG: 0.340	B FF 91 X FC 91 1-0 6 G4-3 2-H 1B		C FC 92 B SL 88 S SL 88 F FF 94 S SL 86 1-3 ③ K			M SL 87 X SL 87 0-1 ① FC1-5 3 1B 1-2 2-3f		B SL 83 C FF 92 B SL 84 F FF 92 X FF 92 2-2 ③ L9		4	0	1	1	0	1	2
3 Hunter Pence, R (1, 9) OBP: 0.368, SLG: 0.497	B SL 88 C SL 88 X SL 88 1-1 ① G1-3			X FF 91 0-0 ① L8		X SL 87 0-0 1-2 2-3 1B			F SI 90 F SI 91 B FF 92 B FS 86 B SI 92 F SI 92 S FF 92 3-3 ① K	4	0	1	0	0	1	1
6 Ryan Howard, L (1, 3) OBP: 0.343, SLG: 0.491	X FF 92 0-0 ② G4-3 2-3			B FF 93 B CH 84 F CH 84 B SL 88 X SL 86 3-1 ② F8		C FC 94 S SL 87 S FF 94 0-3 ② K			S SI 91 B SI 91 B SL 85 S SL 86 F SL 86 S SI 91 2-3 ② K	4	0	0	0	0	2	4
29 Raul Ibanez, L (1, 7) OBP: 0.294, SLG: 0.424	C CH 83 B SL 89 X SL 89 1-1 ③ G3-1			B CH 84 X SL 87 1-0 ③ F7		B SL 89 X SL 87 1-0 ③ F8			C KC 79 S SL 84 B SL 86 F SI 91 B SI 92 C SI 92 2-3 ③ K	4	0	0	0	0	1	4
51 Carlos Ruiz, R (1, 2) OBP: 0.375, SLG: 0.389		B SL 85 B FF 90 F FF 91 X FC 91 2-1 ① L8			C FF 90 B SL 84 B SL 85 B SL 86 S SL 84 X FF 92 3-2 ① G6-3		F SL 83 B FF 90 X FF 91 1-1 ① F9			3	0	0	0	0	0	0
5 Pete Orr, L (1, 4) OBP: 0.300, SLG: 0.277 11 Jimmy Rollins, S (8, 6) OBP: 0.339, SLG: 0.398		B FF 91 X FF 92 1-0 ② F9			C SL 85 X FF 93 0-1 ② L4		X CH 81 0-0 ② F7			3 0 0 0 0 0 0 0 0 0 0 0 0 0						
7 Michael Martinez, S (1, 6) OBP: 0.253, SLG: 0.290 (8, 4)		C CH 82 C SL 85 S SL 87 0-3 ③ K			B CH 82 C SL 85 C SL 85 B FF 93 B CH 83 X SL 86 3-2 ③ G3-1		C FF 91 B CH 82 X CH 83 1-1 ③ F7			3	0	0	0	0	1	0
34 Roy Halladay, R (1, 1) OBP: 0.141, SLG: 0.145			B FF 90 X FF 91 1-0 ① G4-3			B FF 90 X FF 91 1-0 27 FC1-5 8 BB 1B		C SI 88 S SI 90 B SI 89 C FF 92 1-3 ① K		3	0	1	0	0	1	0
Inning Stats	R: 1 E: 0 K: 0 S: 8 H: 2 LOB: 1 BB: 0 P: 11	R: 0 E: 0 K: 1 S: 6 H: 0 LOB: 0 BB: 0 P: 9	R: 0 E: 0 K: 1 S: 7 H: 0 LOB: 0 BB: 0 P: 9	R: 0 E: 0 K: 0 S: 4 H: 0 LOB: 0 BB: 0 P: 8	R: 0 E: 0 K: 0 S: 8 H: 0 LOB: 0 BB: 0 P: 14	R: 0 E: 0 K: 1 S: 8 H: 2 LOB: 3 BB: 1 P: 14	R: 0 E: 0 K: 0 S: 5 H: 0 LOB: 0 BB: 0 P: 7	R: 0 E: 0 K: 1 S: 9 H: 0 LOB: 0 BB: 0 P: 14	R: 0 E: 0 K: 3 S: 12 H: 0 LOB: 0 BB: 0 P: 19	1B: 3 2B: 1 3B: 0 HR: 0 SF: 0 SAC: 0 DP: 0 HBP: 0						

TOP

Philadelphia Phillies @ Houston Astros

Minute Maid Park, Houston, TX

Wed Sep 14 2011, 1:06 PM - 3:11 PM CDT

Att. 20,027 - Roof Closed - 72 F

livebaseballscorecards.com

AB	31
R	1
H	4
RBI	1
BB	1
SO	7
LOB	11

PITCHER		IP	WLS	BF	H	R	ER	SO	BB	IBB	HBP	BLK	WP	HR	S	P	ERA	WHIP
20 Bud Norris, R ERA: 3.68	(1, 1)	7.0	L	26	4	1	1	3	1	0	0	0	0	0	46	72	1.29	0.714
59 Wilton Lopez, R ERA: 2.88	(8, 1)	1.1		4	0	0	0	2	0	0	0	0	0	0	13	21	0.00	0.000
53 Wesley Wright, L ERA: 1.0	(9, 1)	0.2		2	0	0	0	2	0	0	0	0	0	0	8	12	0.00	0.000

PITCHER	IP	WLS	BF	H	R	ER	SO	BB	IBB	HBP	BLK	WP	HR	S	P	ERA	WHIP

WP: 0 PB: 0 SB: 0 CS: 0 PA: 32

Philadelphia Phillies @ Houston Astros

Minute Maid Park, Houston, TX

Wed Sep 14 2011, 1:06 PM - 3:11 PM CDT

Att. 20,027 - Roof Closed - 72 F

livebaseballscorecards.com

BOTTOM

Batter	1	2	3	4	5	6	7	8	9	AB	R	H	RBI	BB	SO	LOB
1 Jordan Schafer, L (1, 8) OBP: 0.314, SLG: 0.321	B FC 90 B FC 90 C SI 92 F CH 82 X FC 91 2-2 ① L5		C CU 77 X FC 91 0-1 ① 12 S 1B		B CH 84 B FC 90 C FC 91 X CU 77 2-1 ③ G5-3 1-2			C CU 75 C FC 92 S CH 82 0-3 ① K		4	0	1	0	0	1	1
12 Clint Barmes, R (1, 6) OBP: 0.323, SLG: 0.395	C FC 92 S CU 79 F FC 93 F CU 78 S CH 85 0-3 ② K		C FC 92 X FC 92 0-1 ② P6 1-2			B CU 75 C CU 75 X FC 89 1-1 ① F7		F CH 83 F CH 81 S CU 77 0-3 ② K		4	0	0	0	0	2	1
14 J.D. Martinez, R (1, 7) OBP: 0.314, SLG: 0.440 11 Jason Bourgeois, R (8, PR) OBP: 0.329, SLG: 0.365 (9, 7)	C CU 78 B SI 93 X CH 85 1-1 ③ G6-3		S CU 77 B FC 91 D CU 79 S CU 78 D CU 78 X CU 78 3-2 ③ G5-3			S CU 76 B SI 92 B FC 90 F FC 90 B FC 91 F CH 83 B CU 76 4-2 19 FC6 BB			X FC 91 0-0 1B		3 0	0 0	1 0	0 0	1 0	0 0	1 0
45 Carlos Lee, R (1, 3) OBP: 0.337, SLG: 0.446		C FC 90 X FC 91 0-1 E5 38 1B 19 1B 27 FC5-2	C FC 89 B FC 91 F CH 84 T FC 90 1-2 ① K			B FC 92 C FC 90 F CH 84 B CU 77 X FC 89 2-2 ② P3		B FC 90 F FC 90 X FC 90 1-1 ③ F7		4	0	0	0	0	1	2
19 Brian Bogusevic, L (1, 9) OBP: 0.345, SLG: 0.473		C FC 91 B FC 91 X CH 84 1-1 27 FC5-2 38 1B 1-2 1B	B FC 91 C CU 77 F FC 90 F FC 91 B CU 78 X FC 90 2-2 ② G4-3			F FC 91 B FC 91 1 SAFE X FC 90 1-1 ③ FC6 1-2f			F CU 76 F FC 89 X CU 75 0-2 ① F8	4	0	1	0	0	0	1
38 Jimmy Paredes, S (1, 5) OBP: 0.340, SLG: 0.422		X CU 78 0-0 27 FC5-2 1-2 2-3 1B	B FC 91 B FC 91 F FC 91 S CU 77 F CU 77 F FC 91 X CH 84 2-2 ③ L7				B FC 89 F FC 90 X FC 90 1-1 55 G4-3 27 SH3 1B		B CU 75 F CU 76 X CH 84 1-1 ② G6-3	4	0	2	0	0	0	0
27 Jose Altuve, R (1, 4) OBP: 0.295, SLG: 0.369		F FC 90 X CH 83 0-1 ① FC5-2 55 G5-4-3 1-2 2-3 3-Hf			F FC 88 X CU 77 0-1 1 S 1B		X SI 92 0-0 ① SH3 1-2		F CH 82 F CH 83 S CH 82 0-3 ③ K	3	0	1	0	0	1	3
55 Humberto Quintero, R (1, 2) OBP: 0.276, SLG: 0.342		B SI 93 S CU 79 X SI 93 1-1 ② ③ G5-4-3 1-2f			S CU 77 F FC 88 B FC 91 X CU 78 1-2 ① F8		C SI 92 X FC 92 0-1 ② G4-3 2-3			3	0	0	0	0	0	5
20 Bud Norris, R (1, 1) OBP: 0.148, SLG: 0.173 16 Matt Downs, R (7, PH) OBP: 0.360, SLG: 0.514 59 Wilton Lopez, R (8, 1) 53 Wesley Wright, R (9, 1)			C FC 90 C CU 77 X CU 78 0-2 ① P3		B FC 91 1 SAFE L FC 91 L FC 90 L CU 77 1-3 ② K		C CU 77 S FC 90 S CU 78 0-3 ③ K			2 1 0 0	0 0 0 0	0 0 0 0	0 0 0 0	1 1 0 0	1 1 0 0	1 1 0 0

	AB	32
	R	0
	H	6
	RBI	0
	BB	1
	SO	7
	LOB	16

Inning Stats	1	2	3	4	5	6	7	8	9							
	R: 0 E: 0 K: 1 S: 10	H: 0 LOB: 0 BB: 0 P: 13	R: 0 E: 1 K: 0 S: 9	H: 2 LOB: 2 BB: 0 P: 11	R: 0 E: 0 K: 0 S: 10	H: 1 LOB: 1 BB: 0 P: 13	R: 0 E: 0 K: 1 S: 12	H: 0 LOB: 0 BB: 0 P: 17	R: 0 E: 0 K: 1 S: 10	H: 1 LOB: 1 BB: 0 P: 14	R: 0 E: 0 K: 0 S: 10	H: 0 LOB: 1 BB: 1 P: 18	R: 0 E: 0 K: 1 S: 8	H: 1 LOB: 1 BB: 0 P: 9	R: 0 E: 0 K: 2 S: 9	H: 1 LOB: 1 BB: 0 P: 10	R: 0 E: 0 K: 1 S: 8	H: 0 LOB: 0 BB: 0 P: 9	1B: 6 2B: 0 3B: 0 HR: 0	SF: 0 SAC: 1 DP: 1 HBP: 0	WP: 0 PB: 0 SB: 2 CS: 0	PA: 34

PITCHER	IP	WLS	BF	H	R	ER	SO	BB	IBB	HBP	BLK	WP	HR	S	P	ERA	WHIP
34 Roy Halladay, R (1, 1) ERA: 2.34	9.0	W	34	6	0	0	7	1	0	0	0	0	0	86	114	0.00	0.778

PITCHER	IP	WLS	BF	H	R	ER	SO	BB	IBB	HBP	BLK	WP	HR	S	P	ERA	WHIP

Batter	1	2	3	4	5	6	7	8	9	AB	R	H	RBI	BB	SO	LOB
1 Emilio Bonifácio, S (1, 9) (8, 5) OBP: 0.360, SLG: 0.380	B SI 88 C SI 89 B FC 87 X SI 89 2-1 ① F7		B SI 88 C SI 88 S FC 86 F FC 86 T SI 90 1-2 ③ K			C FF 91 X FF 92 0-1 12 SH1-3 12 S 1B		C FF 92 F FF 92 B SL 80 F FF 92 F SL 82 F FF 92 F SL 82 B FF 93 X FF 92 2-2 ① F8	C FF 92 S CH 82 S CH 82 0-3 ② K	5	0	1	0	0	2	2
12 Omar Infante, R (1, 4) OBP: 0.320, SLG: 0.376	C SI 90 F FC 87 C FC 86 0-3 ② K			C FC 84 S FC 84 X SI 89 0-2 ① G5-3		1 SAFE B SI 92 1 SAFE B SL 83 1 SAFE 1 SAFE F FF 91 1 SAFE B FF 92 3-1 ① SH1-3 1-3		B FF 92 F FF 92 X FF 91 1-1 15 1B 2B	X CH 82 0-0 ③ P2	4	0	1	0	0	1	2
29 Greg Dobbs, L (1, 5) OBP: 0.317, SLG: 0.404 27 Giancarlo Stanton, R (8, PH) (8, 9) OBP: 0.357, SLG: 0.544	B FC 87 B CH 81 F SI 89 B SI 89 X SI 89 3-1 ③ F7			C FC 85 B SI 88 F FC 86 B SI 90 X SI 90 2-2 ② G4-3		C SL 83 F FF 92 S SL 82 1-3 ② K		B FF 92 F SL 83 D FF 92 B FF 92 B SL 81 4-1 5 BB 15 1B BB		3 0	0 0	0 0	0 0	0 1	1 0	1 0
15 Gaby Sanchez, R (1, 3) OBP: 0.353, SLG: 0.426		C SI 88 F FC 87 B FC 86 F SI 90 B SL 81 S CH 81 2-3 ① K		C SI 89 B SI 91 B FC 87 X SI 89 2-1 ③ F7		B SL 81 B FF 92 C SL 81 B FF 93 B SL 82 4-1 BB		C SL 81 F SL 80 F SL 82 B FF 89 D SL 81 F SL 80 F FF 89 F SL 80 X SL 81 2-2 ② 5 BB 1-2 2-H 1B		3	0	1	0	1	1	0
5 Logan Morrison, L (1, 7) OBP: 0.334, SLG: 0.469		B FC 86 B CH 82 F FC 86 C SI 89 C FC 87 2-3 ② K			C FC 86 B SI 89 S CH 80 B CH 84 F FC 86 F SI 90 B CH 82 X FC 88 3-2 HR	C FF 92 1 SAFE X FF 93 0-1 ③ P4		B SL 80 B SL 81 B SL 80 D SI 86 4-0 1-2 2-3 BB		3	1	1	1	1	1	2
14 John Buck, R (1, 2) OBP: 0.321, SLG: 0.379		F SI 90 H SI 88 1-1 HBP			X FC 85 0-0 ① P6		X FF 92 0-0 1B	C SL 81 F SL 81 S SL 81 0-3 ③ K		3	0	1	0	0	1	3
11 Bryan Petersen, L (1, 8) OBP: 0.376, SLG: 0.390		C SI 89 B FC 86 X FC 86 1-1 ③ P4			B SI 89 C FC 86 C SI 90 F FC 86 F SI 89 C FC 86 1-3 ② K	1 SAFE C FF 92 B FF 93 1 SAFE D SL 83 B FF 92 X FF 93 3-1 ① F7			B FF 91 B FF 92 C FF 90 X FF 92 2-1 21 SH1-4 22 1B 1B	4	0	1	0	0	1	2
22 Donnie Murphy, R (1, 6) OBP: 0.244, SLG: 0.243			B SI 89 C FC 85 X SI 88 1-1 ① G5-3		C SI 89 F FC 86 F SI 90 F FC 86 B FC 87 B CH 82 B FC 86 X SI 90 3-2 1B	1 SAFE C FF 92 B SL 84 B SL 82 S FF 93 1 SAFE X FF 92 2-2 ② F8			B FF 92 S CH 82 F FF 92 X FF 90 1-2 21 SH1-4 1-2 1B	4	0	2	0	0	0	1
19 Aníbal Sánchez, R (1, 1) OBP: 0.186, SLG: 0.127 11 Jose Lopez, R (7, PH) OBP: 0.257, SLG: 0.385 58 Ryan Webb, R (7, 1) 39 Chris Hatcher, R (7, 1) 40 Mike Dunn, L (8, 1) 50 Jose Ceda, R (8, 1) 21 John Baker, L (9, PH) OBP: 0.333, SLG: 0.200			C SI 89 B SI 90 F SI 90 X SL 79 1-2 ② L4		C SI 88 F SI 88 T SI 89 0-2 ③ K	B SL 82 S FF 92 D SL 83 F FF 92 F SL 82 F FF 93 F SL 81 X FF 93 2-2 ③ G5-3		L CH 80 B FF 92 X CH 81 1-1 ① SH1-4 1-2 2-3	2 1 0 0 0 0 0	0 0 0 0 0 0 0	0 0 0 0 0 0 0	0 0 0 0 0 0 0	1 0 0 0 0 0 0	1 1 0 0 0 0 0	1 1 0 0 0 0 0
Inning Stats	R: 0 E: 0 K: 1 S: 7 H: 0 LOB: 0 BB: 0 P: 12	R: 0 E: 0 K: 2 S: 10 H: 0 LOB: 1 BB: 0 P: 16	R: 0 E: 0 K: 1 S: 9 H: 0 LOB: 0 BB: 0 P: 12	R: 0 E: 0 K: 0 S: 8 H: 0 LOB: 0 BB: 0 P: 12	R: 1 E: 0 K: 2 S: 19 H: 2 LOB: 1 BB: 0 P: 26	R: 0 E: 0 K: 1 S: 10 H: 1 LOB: 2 BB: 1 P: 18	R: 0 E: 0 K: 0 S: 12 H: 1 LOB: 1 BB: 0 P: 19	R: 0 E: 0 K: 1 S: 20 H: 2 LOB: 3 BB: 2 P: 33	R: 0 E: 0 K: 1 S: 11 H: 2 LOB: 2 BB: 0 P: 15	1B: 6 2B: 1 3B: 0 HR: 1		SF: 0 SAC: 2 DP: 0 HBP: 1		WP: 0 PB: 0 SB: 1 CS: 0		PA: 38

PITCHER		IP	WLS	BF	H	R	ER	SO	BB	IBB	HBP	BLK	WP	HR	S	P	ERA	WHIP
38 Kyle Kendrick, R ERA: 3.22	(1, 1)	5.0	W	18	2	1	1	6	0	0	1	0	0	1	53	78	1.80	0.400
40 Michael Stutes, R ERA: 3.49	(6, 1)	2.0	H	9	2	0	0	1	1	0	0	0	0	0	22	37	0.00	1.500
37 Antonio Bastardo, L ERA: 1.98	(8, 1)	0.1	H	3	1	0	0	0	1	0	0	0	0	0	10	17	0.00	6.000
54 Brad Lidge, R ERA: 1.29	(8, 1)	0.2	H	3	1	0	0	1	1	0	0	0	0	0	10	16	0.00	3.000
46 Ryan Madson, R ERA: 2.63	(9, 1)	1.0	S	5	2	0	0	1	0	0	0	0	0	0	11	15	0.00	2.000

PITCHER	IP	WLS	BF	H	R	ER	SO	BB	IBB	HBP	BLK	WP	HR	S	P	ERA	WHIP

TOP

Florida Marlins @ Philadelphia Phillies

Citizens Bank Park, Philadelphia, PA

Thu Sep 15 2011, 2:38 PM - 5:42 PM EDT

Att. 44,216 - Cloudy - 74 F

livebaseballscorecards.com

AB	32
R	1
H	8
RBI	1
BB	3
SO	9
LOB	15

BOTTOM

Florida Marlins @ Philadelphia Phillies

Citizens Bank Park, Philadelphia, PA

Thu Sep 15 2011, 2:38 PM - 5:42 PM EDT

Att. 44,216 - Cloudy - 74 F

livebaseballscorecards.com

Batter	1	2	3	4	5	6	7	8	9	AB	R	H	RBI	BB	SO	LOB
8 Shane Victorino, S (1, 8) OBP: 0.365, SLG: 0.506	C FF 89 B FF 92 B CU 74 B FF 91 X SI 90 3-1 ① F7	B FS 83 B FF 91 B SI 90 X FF 92 3-0 ③ P5			B FF 91 B FS 81 C SI 90 B FS 81 C SI 91 X SL 83 3-2 ③ G3-1		F CH 86 B SL 83 F SI 94 C SL 83 1-3 ② K			4	0	0	0	0	1	4
27 Placido Polanco, R (1, 5) OBP: 0.335, SLG: 0.342	B FF 91 C FF 89 X SL 82 1-1 3 BLK 3 2B 1B		X FF 90 0-0 ① F8			C FF 89 X FF 89 0-1 3 FC4-6 1B	B SI 94 C SL 82 B SI 93 B SI 94 B SI 93 4-1 3 FC5 BB 1-2 2-3 3-H			3	1	2	1	1	0	0
3 Hunter Pence, R (1, 9) OBP: 0.367, SLG: 0.497	F FF 91 1 SAFE F CU 75 B FS 84 F FS 83 1 SAFE B FF 92 F FF 91 D SL 83 3-2 X FS 83 29 2B 1-H 2B		C CU 73 X SL 83 0-1 ② G6-3			X FF 90 0-0 ① FC4-6 6 FC6-5 1-2f	C SI 94 B SL 87 X SI 93 1-1 ③ FC5 1-2 2-3f			4	1	1	1	0	0	4
6 Ryan Howard, L (1, 3) OBP: 0.340, SLG: 0.487	B FS 82 F FF 91 S FS 83 D SL 84 S CU 74 2-3 ② K		S FS 85 B FS 84 B FF 91 S FS 83 F CU 72 X FS 81 2-2 ③ F8			D FS 83 1 SAFE C SL 81 X FF 92 1-1 ② FC6-5 1-2f		B FF 94 C FF 94 S SL 86 F FF 95 B SL 87 C FF 94 2-3 ① K		4	0	0	0	0	2	2
29 Raul Ibanez, L (1, 7) OBP: 0.296, SLG: 0.427	C FS 82 X FF 91 0-1 2-H 2B			B FF 90 X FF 89 1-0 ① F7		B CU 74 S FS 82 B SI 91 B FS 82 C SI 91 S SL 82 3-3 ③ K		S SL 85 B SL 87 S FF 93 X FF 94 1-2 51 1B 11 1B 1B		4	0	2	1	0	1	1
5 Pete Orr, L (1, 4) OBP: 0.290, SLG: 0.267 11 Jimmy Rollins, S (8, 6) OBP: 0.340, SLG: 0.399	X SI 91 0-0 ③ G4-3			B FF 90 B SI 90 F FF 91 F FS 82 F SL 82 C SI 92 2-3 ② K			F SI 93 S SL 85 B SL 82 S CH 85 1-3 ① K	B FF 91 X FF 93 1-0 51 1B 1-2 1B		3 1	0 0	0 1	0 0	0 0	2 0	1 0
23 Brian Schneider, L (1, 2) OBP: 0.238, SLG: 0.261 51 Carlos Ruiz, R (8, PH) OBP: 0.376, SLG: 0.390 (9, 2)		C FF 88 S FS 81 B FS 83 F FF 92 B CU 75 C FS 84 2-3 ① K		F SI 92 S FS 84 F FS 83 C SI 93 0-3 ③ K			B SI 94 X SI 95 1-0 26 1B 7 BB 27 BB 1B	D FF 95 D FF 93 X FF 93 2-0 1-2 2-3 1B		3 1	1 0	1 1	0 0	0 0	2 0	0 0
7 Michael Martinez, S (1, 6) OBP: 0.253, SLG: 0.286 (8, 4)		B FF 91 X SI 91 1-0 ② G4-3			C FF 88 C CU 71 B FS 82 S FS 82 1-3 ① K		B SI 93 B SI 94 B SI 95 B SI 93 4-0 27 BB 26 1B 1-2 BB	F FF 90 S CH 87 D SL 83 X SL 84 1-2 ② F8		3	0	0	0	1	1	3
38 Kyle Kendrick, R (1, 1) OBP: 0.292, SLG: 0.227 16 John Bowker, L (5, PH) OBP: 0.240, SLG: 0.217 40 Michael Stutes, R (6, 1) 26 Chase Utley, L (7, PH) OBP: 0.346, SLG: 0.443 37 Antonio Bastardo, R (8, 1) 54 Brad Lidge, R (8, 1) 7 Ross Gload, L (8, PH) OBP: 0.260, SLG: 0.298 46 Ryan Madson, L (9, 1)		B FF 91 C FF 90 B FF 92 B FF 91 B FF 90 4-1 BB			F FF 90 S FS 82 F FS 83 S SL 82 0-3 ② K		C SI 94 B CH 86 F SL 85 B SL 84 X CH 84 2-2 3 FC5 27 BB 1-2 2-3 1B	B FF 90 S CH 82 F CH 89 X CH 82 1-2 ③ G3-1		0 1 0 1 0 0 1 0	0 0 0 0 0 0 0 0	0 0 0 1 0 0 0 0	1 0 0 0 0 0 0 0	0 0 0 0 0 0 0 0	0 1 0 0 0 0 0 3	0 0 0 0 0 0 0 0
Inning Stats	R: 2 E: 0 K: 1 S: 15 H: 3 LOB: 1 BB: 0 P: 24	R: 0 E: 0 K: 1 S: 7 H: 0 LOB: 1 BB: 1 P: 17	R: 0 E: 0 K: 0 S: 7 H: 0 LOB: 0 BB: 0 P: 9	R: 0 E: 0 K: 2 S: 9 H: 0 LOB: 0 BB: 0 P: 12	R: 0 E: 0 K: 2 S: 10 H: 0 LOB: 0 BB: 0 P: 14	R: 0 E: 0 K: 1 S: 8 H: 1 LOB: 1 BB: 0 P: 12	R: 1 E: 0 K: 2 S: 13 H: 2 LOB: 3 BB: 2 P: 27	R: 0 E: 0 K: 1 S: 15 H: 3 LOB: 3 BB: 0 P: 23		1B: 7 2B: 2 3B: 0 HR: 0 SF: 0 SAC: 0 DP: 0 HBP: 0					WP: 0 PB: 0 SB: 0 CS: 0	PA: 36

	AB	R	H	RBI	BB	SO	LOB
	33	3	9	3	3	10	18

PITCHER		IP	WLS	BF	H	R	ER	SO	BB	IBB	HBP	BLK	WP	HR	S	P	ERA	WHIP
19 Aníbal Sánchez, R ERA: 3.62	(1, 1)	6.0	L	23	4	2	2	7	1	0	0	1	0	0	56	88	3.00	0.833
58 Ryan Webb, R ERA: 3.53	(7, 1)	0.2		6	2	1	1	2	2	0	0	0	0	0	11	24	13.50	6.000
39 Chris Hatcher, R ERA: 7.56	(7, 1)	0.1		1	0	0	0	0	0	0	0	0	0	0	2	3	0.00	0.000
40 Mike Dunn, L ERA: 3.29	(8, 1)	0.1		4	3	0	0	1	0	0	0	0	0	0	9	15	0.00	9.000
50 Jose Ceda, R ERA: 5.19	(8, 1)	0.2		2	0	0	0	0	0	0	0	0	0	0	6	8	0.00	0.000

PITCHER	IP	WLS	BF	H	R	ER	SO	BB	IBB	HBP	BLK	WP	HR	S	P	ERA	WHIP

Batter	1	2	3	4	5	6	7	8	9	10	AB	R	H	RBI	BB	SO	LOB
1 Emilio Bonifácio, S (1, 7) OBP: 0.358, SLG: 0.377	B FF 91 B SI 90 C SI 90 C FF 91 X FF 92 2-2 ① G4-3		C FC 86 F FF 92 B FF 91 B SI 91 B FC 86 X CH 83 3-2 ② F8		B FC 87 X FF 90 1-0 ③ G4-3			L SI 92 S FC 87 C CU 75 0-3 ③ K			4	0	0	0	0	1	1
11 Bryan Petersen, L (1, 8) OBP: 0.374, SLG: 0.393	C FF 91 X FF 92 0-1 2B		B FF 91 C FC 87 X SI 91 1-1 ③ L6			C FC 87 B CU 76 X CH 84 1-1 ① G3			C FC 86 F FC 85 B SI 93 C FC 86 1-3 ① K		4	0	1	0	0	1	0
27 Giancarlo Stanton, R (1, 9) OBP: 0.356, SLG: 0.540	B CH 84 B FC 88 C FC 87 C FF 90 H CU 74 3-2 HBP			C FF 91 S CU 76 B FF 92 C FC 86 1-3 ① K		B CH 85 F FC 86 F SI 91 S CU 76 1-3 ② K			B CU 72 B FF 91 X CH 84 2-0 ② F7		3	0	0	0	0	2	0
11 Jose Lopez, R (1, 3) OBP: 0.257, SLG: 0.396	C SI 90 C FF 91 F FF 92 D CH 85 F FC 87 X SI 91 1-2 ② F7			C CH 84 T FC 87 B CU 76 X FC 88 1-2 ② G6-3		F SI 93 C CH 84 F CH 84 T CU 76 0-2 ③ K			S CH 86 C CU 76 X FC 88 0-2 HR		4	1	1	1	0	1	2
12 Omar Infante, R (1, 4) OBP: 0.319, SLG: 0.375	C SI 91 C SI 91 D CU 77 S CH 83 1-3 ③ K			X FC 88 0-0 1B			C FF 90 B CU 74 F CU 72 X CH 83 1-2 ① P2		B SI 92 X SI 92 1-0 ③ G4-3		4	0	1	0	0	1	2
22 Donnie Murphy, R (1, 6) OBP: 0.244, SLG: 0.243		C FF 90 B FF 90 T FC 83 X FC 87 1-2 9 G6-4-3 1B		C FF 91 S FF 91 S FF 92 0-3 ③ K			B FF 91 S FF 91 F FF 92 B CH 85 F FF 92 F FF 92 B FC 85 F FC 86 X FF 92 3-2 ② F8			B SI 91 B FF 91 C SI 90 F SI 93 S SL 83 2-3 ① K	4	0	1	0	0	2	1
54 Matt Dominguez, R (1, 5) OBP: 0.345, SLG: 0.269 29 Greg Dobbs, L (10, PH) OBP: 0.316, SLG: 0.403 (10, 5)		C FF 90 F CH 83 B CH 84 C FF 91 1-3 ① K			X CH 84 0-0 1B		F FF 92 X FF 91 0-1 ③ F9			B CH 80 B FF 93 F FF 90 B SL 80 X FF 91 3-1 ② P4	3 1	0 0	1 0	0 0	0 0	1 0	1 0
9 Brett Hayes, R (1, 2) OBP: 0.273, SLG: 0.361 15 Gaby Sanchez, R (8, PH) OBP: 0.352, SLG: 0.426 34 Edward Mujica, R (8, 1) 5 Logan Morrison, L (10, PH) OBP: 0.333, SLG: 0.468 31 Burke Badenhop, R (10, 1) OBP: 0.375, SLG: 0.429		C SI 91 X FC 87 0-1 ② G6-4-3 ③ 1-2f			C FF 90 B CU 75 S FF 91 1 SAFE F FF 91 C SI 92 1-3 ① K			C FF 91 B CU 75 C SI 91 F CU 74 X CH 84 1-2 ① G4-3		C CH 81 B FF 93 C SL 83 F SL 83 C FF 93 1-3 ③ K	2 1 0 1 0	0 0 0 0 0	0 0 0 0 0	0 0 0 0 0	0 0 0 0 0	1 0 0 1 0	2 0 0 0 0
59 Alex Sanabia, R (1, 1) 31 Steve Cishek, R (7, 1) 14 John Buck, R (8, PH) OBP: 0.321, SLG: 0.378 (8, 2)			C FF 90 C FF 91 C FF 92 0-3 ① K		B SI 92 L FF 91 L FF 91 L SI 92 1-3 ② K			C CH 84 C CU 74 S CU 75 0-3 ② K			2 0 1	0 0 0	0 0 0	0 0 0	0 0 0	2 0 1	1 0 0
Inning Stats	R: 0 E: 0 K: 1 S: 15 H: 1 LOB: 2 BB: 0 P: 22	R: 0 E: 0 K: 1 S: 8 H: 1 LOB: 0 BB: 0 P: 10	R: 0 E: 0 K: 1 S: 8 H: 0 LOB: 0 BB: 0 P: 12	R: 0 E: 0 K: 2 S: 10 H: 1 LOB: 1 BB: 0 P: 12	R: 0 E: 0 K: 2 S: 9 H: 1 LOB: 1 BB: 0 P: 12	R: 0 E: 0 K: 2 S: 9 H: 0 LOB: 0 BB: 0 P: 11	R: 0 E: 0 K: 0 S: 11 H: 0 LOB: 0 BB: 0 P: 15	R: 0 E: 0 K: 2 S: 10 H: 0 LOB: 0 BB: 0 P: 11	R: 1 E: 0 K: 1 S: 8 H: 1 LOB: 0 BB: 0 P: 12	R: 0 E: 0 K: 2 S: 9 H: 0 LOB: 0 BB: 0 P: 15	1B: 3 2B: 1 3B: 0 HR: 1 SF: 0 SAC: 0 DP: 1 HBP: 1						

PITCHER	IP	WLS	BF	H	R	ER	SO	BB	IBB	HBP	BLK	WP	HR	S	P	ERA	WHIP
33 Cliff Lee, L (1, 1) ERA: 2.38	9.0		32	5	1	1	12	0	0	1	0	0	1	88	117	1.00	0.556
39 Michael Schwimer, R (10, 1) ERA: 3.24	1.0	W	3	0	0	0	2	0	0	0	0	0	0	9	15	0.00	0.000

PITCHER	IP	WLS	BF	H	R	ER	SO	BB	IBB	HBP	BLK	WP	HR	S	P	ERA	WHIP

TOP

Florida Marlins @ Philadelphia Phillies

Citizens Bank Park, Philadelphia, PA

Thu Sep 15 2011, 7:38 PM - 10:02 PM EDT

Att. 44,950 - Overcast - 57 F

livebaseballscorecards.com

AB	34
R	1
H	5
RBI	1
BB	0
SO	14
LOB	10

WP: 0 PA: 35
PB: 0
SB: 0
CS: 0

Batter	1	2	3	4	5	6	7	8	9	10	AB	R	H	RBI	BB	SO	LOB
11 Jimmy Rollins, S (1, 6) OBP: 0.338, SLG: 0.396	S SI 90 F SI 90 B SI 89 F CH 82 X CH 81 1-2 ① G4-3		C SL 84 X CH 81 0-1 ② F8		B CH 81 B SI 89 S SI 89 F SI 90 X CH 84 2-2 ③ P5			F FF 90 B FS 84 B FS 85 F FF 91 S FS 86 2-3 ① K			4	0	0	0	0	1	2
15 John Mayberry Jr., R (1, 8) OBP: 0.332, SLG: 0.522	C SI 92 X SI 92 0-1 1B		B FF 86 B SI 90 C FF 90 F SL 84 B CH 82 X FF 89 3-2 ③ F8			B SL 85 B FF 88 X SI 87 2-0 HR		B FF 91 X FF 92 1-0 ② G6-3			4	1	2	1	0	0	0
26 Chase Utley, L (1, 4) OBP: 0.345, SLG: 0.440	C SI 90 B SI 91 B SI 90 F CH 82 X SI 89 2-2 ② F7			B SI 87 C SI 88 F SI 88 B CH 80 S CH 81 2-3 ① K		F SI 88 X SI 87 0-1 ① G6-3		B FS 86 X FF 92 1-0 1B			4	0	1	0	0	1	1
3 Hunter Pence, R (1, 9) OBP: 0.366, SLG: 0.497	1 SAFE S SI 91 S SI 92 B SI 89 B SL 84 X SI 90 2-2 ③ F9			B SL 85 C SI 90 F SI 89 F CH 82 F SL 82 B SI 90 S CH 79 2-3 ② K		C SL 84 B FF 86 X FF 89 1-1 29 G3 2B		C FS 87 F SI 91 B FS 86 S FS 88 1-3 ③ K			4	0	1	0	0	2	2
29 Raul Ibanez, L (1, 7) OBP: 0.293, SLG: 0.423		B SI 88 F SI 89 X CH 80 1-1 ① F7		S CH 81 C SL 82 S SI 92 0-3 ③ K		C SI 90 B CH 83 F FF 91 X CH 81 1-2 ② G3 2-3			C FS 86 F FF 92 S FS 87 0-3 ① K		4	0	0	0	0	2	1
7 Ross Gload, L (1, 3) OBP: 0.270, SLG: 0.306 39 Michael Schwimer, R (10, 1)		B SI 87 X CH 80 1-0 51 WP 1B	F CH 80 B FF 87 X SI 86 1-1 5 FC1-6 1B	B FF 91 F SI 89 B SI 92 S CH 81 B FF 90 S CH 80 3-3 ③ K					B FS 87 X FS 86 1-0 ② G4-3		4 0	0 0	2 0	0 0	0 0	1 0	1 0
51 Carlos Ruiz, R (1, 2) OBP: 0.373, SLG: 0.386		B SI 90 B SI 91 X SI 88 2-0 ② F7 1-2	B SI 88 D CH 79 B FF 86 C SI 86 X SI 87 3-1 ① F9			B SI 92 C SI 92 X SI 92 1-1 ① G4-3			C FF 93 C FF 92 B FS 88 B FS 88 B FF 92 S FS 88 3-3 ③ K		4	0	0	0	0	1	2
5 Pete Orr, L (1, 5) OBP: 0.281, SLG: 0.258 7 Michael Martinez, S (8, 5) OBP: 0.257, SLG: 0.286		B CH 82 F SI 89 C SI 90 S CH 82 1-3 ③ K	B SI 89 B CH 86 X SI 88 2-0 ② FC1-6 33 1B 1-2f			S SI 92 B SI 93 S CH 84 S CH 84 1-3 ② K			B SI 89 B SI 89 B SI 88 B SI 90 4-0 6 2B BB		3 0	0 1	0 0	0 0	0 1	2 0	2 0
33 Cliff Lee, L (1, 1) OBP: 0.219, SLG: 0.324 6 Ryan Howard, L (10, 3) OBP: 0.341, SLG: 0.490			B CH 85 X SI 87 1-0 ① F8		X FF 89 0-0 1-2 1B				B SI 90 B SI 90 B SI 90 C SI 90 X SI 90 3-1 1-H 2B		3 1	0 0	1 1	0 1	0 0	0 0	0 0
Inning Stats	R: 0 H: 1 E: 0 LOB: 1 K: 0 BB: 0 S: 12 P: 17	R: 0 H: 1 E: 0 LOB: 1 K: 1 BB: 0 S: 7 P: 12	R: 0 H: 0 E: 0 LOB: 0 K: 0 BB: 0 S: 6 P: 10	R: 0 H: 0 E: 0 LOB: 0 K: 3 BB: 0 S: 11 P: 15	R: 0 H: 2 E: 0 LOB: 2 K: 0 BB: 0 S: 9 P: 17	R: 1 H: 2 E: 0 LOB: 1 K: 1 BB: 0 S: 11 P: 18	R: 0 H: 0 E: 0 LOB: 0 K: 1 BB: 0 S: 9 P: 13	R: 0 H: 1 E: 0 LOB: 1 K: 2 BB: 0 S: 8 P: 13	R: 0 H: 0 E: 0 LOB: 0 K: 2 BB: 0 S: 7 P: 11	R: 1 H: 1 E: 0 LOB: 1 K: 0 BB: 1 S: 2 P: 9	1B: 5 2B: 2 3B: 0 HR: 1	SF: 0 SAC: 0 DP: 0 HBP: 0			WP: 1 PB: 0 SB: 0 CS: 0		PA: 36	

PITCHER		IP	WLS	BF	H	R	ER	SO	BB	IBB	HBP	BLK	WP	HR	S	P	ERA	WHIP
59 Alex Sanabia, R ERA: 1.29	(1, 1)	6.0		24	6	1	1	5	0	0	0	0	1	1	56	89	1.50	1.000
31 Steve Cishek, R ERA: 2.96	(7, 1)	1.0		3	0	0	0	1	0	0	0	0	0	0	9	13	0.00	0.000
34 Edward Mujica, R ERA: 2.75	(8, 1)	2.0		7	1	0	0	4	0	0	0	0	0	0	15	24	0.00	0.500
31 Burke Badenhop, R ERA: 4.01	(10, 1)	0.0	L	2	1	1	1	0	1	0	0	0	0	0	2	9	∞	∞

PITCHER	IP	WLS	BF	H	R	ER	SO	BB	IBB	HBP	BLK	WP	HR	S	P	ERA	WHIP

BOTTOM

Florida Marlins @ Philadelphia Phillies

Citizens Bank Park, Philadelphia, PA

Thu Sep 15 2011, 7:38 PM - 10:02 PM EDT

Att. 44,950 - Overcast - 57 F

livebaseballscorecards.com

AB	35
R	2
H	8
RBI	2
BB	1
SO	10
LOB	11

St. Louis Cardinals @ Philadelphia Phillies
Citizens Bank Park, Philadelphia, PA

Fri Sep 16 2011, 7:09 PM - 10:48 PM EDT
Att. 45,572 - Overcast - 63 F

livebaseballscorecards.com

TOP

Batter	1	2	3	4	5	6	7	8	9	10	11	AB	R	H	RBI	BB	SO	LOB
15 Rafael Furcal, S (1, 6) OBP: 0.296, SLG: 0.337	B FF 87 C FF 88 F SL 84 C SI 88 1-3 K ①	D KC 76 B CH 85 B FF 90 B FF 89 4-0 21 FC4-6 1-2 2-3 3-H BB			C CH 84 C FF 92 X KC 77 0-2 G5-3 ①		X SL 80 0-0 12 WP 21 WP 1B		C FF 89 B SL 82 B SL 81 B SL 80 X SL 80 3-1 F9 ①		B FF 88 B FF 89 C SI 88 X SI 91 2-1 44 SH3-4 56 1B 2B	5	1	2	1	1	1	0
21 Allen Craig, R (1, 9) OBP: 0.361, SLG: 0.494 44 Corey Patterson, L (8, 9) OBP: 0.272, SLG: 0.360	F FF 89 C SI 88 S KC 78 0-3 K2-3 ②	C SL 85 X SL 86 0-1 FC4-6 ③ 1-2f			C FC 89 B FC 90 S FC 87 X SL 87 1-2 G5-3 ②		C SI 89 F SL 82 B SL 80 S SI 92 1-3 K ① 1-2		C SL 80 B FF 90 X SL 81 1-1 F8 ②		X SI 89 0-0 SH3-4 ① 2-3	4 1	0 0	0 0	0 0	0 0	2 0	4 0
5 Albert Pujols, R (1, 3) OBP: 0.372, SLG: 0.549	X FF 90 0-0 1B	B KC 76 B FF 90 X SL 86 2-0 23 1B 1B			B FF 89 C SI 91 X FF 90 1-1 12 1B 1B		B SI 91 B SI 91 B SL 83 B SI 91 4-0 12 WP BB		B SL 81 B SL 82 B FF 90 C SL 80 X FF 89 3-1 12 1B 1B		I I I I 4-0 56 1B 27 2B IBB	4	1	4	0	2	0	0
12 Lance Berkman, S (1, 7) OBP: 0.406, SLG: 0.551 56 Adron Chambers, L (9, PR) OBP: 0.500, SLG: 0.500 (9, 7) (10, 8)	F SL 84 C FF 88 B SL 86 B SI 87 F FF 90 X SI 89 2-2 L8 ③	T SL 85 C FF 90 X KC 76 0-2 F8 ①			X KC 76 0-0 1-2 1B		B SI 90 B CH 83 I IN 71 I IN 76 4-0 23 G6-4-3 1-2 2-3 IBB		S SL 82 B FF 89 X SL 80 1-1 1-2 1B		B SL 81 S FF 91 F SL 82 D SL 83 F SI 93 F SL 85 B SL 82 X SL 83 3-2 27 2B 1-2 3-H 1B	4 1	0 0	2 1	0 1	1 0	0 0	2 0
23 David Freese, R (1, 5) OBP: 0.341, SLG: 0.426 34 Marc Rzepczynski, L (8, 1) 28 Octavio Dotel, R (8, 1) 8 Nick Punto, S (9, PH) OBP: 0.370, SLG: 0.391 30 Jason Motte, R (9, 1) 53 Arthur Rhodes, L (9, 1) 27 Tyler Greene, R (10, 7) OBP: 0.317, SLG: 0.282		F FF 89 C FF 88 B KC 78 B SI 89 B SL 88 B SI 90 4-2 55 BB 4 1B 15 BB BB	B SI 89 B SL 85 C FF 90 C FF 90 F SI 91 F SL 88 B FF 90 F SI 91 F FF 92 3-2 1 SAFE X FF 91 1-3 1B		B FF 90 F SL 85 X FF 82 1-1 G4-3 ③		B SI 92 X SI 92 1-0 G6-4-3 ②③ 1-2f		B SL 81 B SL 82 X FF 87 2-0 G3 ③		S SL 80 B FF 90 X SL 81 1-1 1-H 2-H 2B	3 0 0 1 0 0 1	1 0 0 0 0 0 0	1 0 0 0 0 0 1	0 0 0 0 0 0 0	1 0 0 0 0 0 0	0 0 0 0 0 0 0	5 0 0 2 0 0 0
19 Jon Jay, L (1, 8) OBP: 0.354, SLG: 0.444 Ryan Theriot, R (8, PH) OBP: 0.322, SLG: 0.333 (8, 4)		B SL 85 F FF 90 S SL 84 X SI 89 1-2 F7 ①	C SL 85 B FF 91 B SL 85 C SI 90 B KC 75 X SI 91 3-2 G4-3 ③		C FF 90 X SL 86 0-2 G3 ①		B FF 91 B FF 92 B FF 90 C FF 91 F FF 92 X FF 91 3-2 F7 ①		C FF 92 X CH 81 0-1 4 SH5-3 1B		B FF 91 B SL 80 B SL 80 B FF 90 4-0 4 FC6-4 BB	3 2	0 0	0 1	0 0	0 1	0 0	2 0
4 Yadier Molina, R (1, 2) OBP: 0.334, SLG: 0.454		X SL 86 0-0 15 BB 55 BB 1-2 1B		F FF 90 X SI 89 0-1 L8 ①	F FF 90 C SL 88 X SL 88 0-2 E3		S SL 82 T SL 82 B SL 82 X FF 92 1-2 HR			X FF 91 0-0 SH5-3 ① 1-2	B CH 80 B SL 81 X FF 90 2-0 FC6-4 ③ 1-2f	5	1	2	1	0	0	2
55 Skip Schumaker, L (1, 4) OBP: 0.338, SLG: 0.355 48 Tony Cruz, R (8, PH) OBP: 0.329, SLG: 0.333 33 Daniel Descalso, L (8, 5) OBP: 0.337, SLG: 0.359		B FF 89 B CH 82 C FF 89 B SL 86 F FF 90 F SI 89 B SI 89 4-2 15 BB 1-2 2-3 BB		C FF 91 S SL 88 F KC 79 F SI 92 B KC 75 B SL 87 F FF 92 B SI 92 C FF 93 3-3 K ②	C FF 90 F SI 91 X FF 91 0-2 F8 ②		S FF 91 C SL 81 F FF 92 X SL 81 0-2 F8 ②			S CH 82 C FF 92 B CH 83 F CH 82 F CH 83 X FF 94 1-2 F7 ②		2 1 1	0 0 0	0 0 0	0 0 0	1 0 0	1 0 1	1 0 1
54 Jaime García, L (1, 1) OBP: 0.119, SLG: 0.155 43 Shane Robinson, R (8, PH) (8, 8) 46 Kyle McClellan, R (10, 1) OBP: 0.167, SLG: 0.171 59 Fernando Salas, R (11, 1)		F FF 88 S KC 75 F KC 76 B SI 90 C FF 90 1-3 K ②		B FF 92 C FF 91 F FF 91 F SL 87 C SI 92 1-3 K ③	X FF 90 0-0 G4-3 ③		B FF 90 F FF 91 B SL 78 C SL 80 S SL 83 2-3 K ③			B FF 93 S CH 83 S CH 84 S CH 83 1-3 K ③		3 2 0 0	0 0 0 0	0 0 0 0	0 0 0 0	0 2 0 0	2 1 0 0	4 0 0 0
Inning Stats	R: 0 E: 0 K: 2 S: 11 H: 1 LOB: 1 BB: 0 P: 14	R: 1 E: 0 K: 1 S: 15 H: 1 LOB: 3 BB: 3 P: 29	R: 0 E: 0 K: 0 S: 14 H: 2 LOB: 1 BB: 0 P: 22	R: 0 E: 0 K: 2 S: 12 H: 0 LOB: 0 BB: 0 P: 16	R: 0 E: 0 K: 0 S: 11 H: 2 LOB: 2 BB: 0 P: 14	R: 0 E: 1 K: 0 S: 11 H: 0 LOB: 1 BB: 0 P: 11	R: 0 E: 0 K: 1 S: 5 H: 1 LOB: 2 BB: 2 P: 15	R: 1 E: 0 K: 1 S: 13 H: 1 LOB: 0 BB: 0 P: 19	R: 0 E: 0 K: 0 S: 9 H: 2 LOB: 2 BB: 0 P: 19	R: 0 E: 0 K: 1 S: 11 H: 1 LOB: 1 BB: 0 P: 13	R: 2 E: 0 K: 0 S: 11 H: 3 LOB: 2 BB: 2 P: 27	1B: 11 2B: 2 3B: 0 HR: 1	SF: 0 SAC: 2 DP: 1 HBP: 0		WP: 2 PB: 0 SB: 0 CS: 0		PA: 52		

PITCHER		IP	WLS	BF	H	R	ER	SO	BB	IBB	HBP	BLK	WP	HR	S	P	ERA	WHIP
49 Vance Worley, R ERA: 2.85	(1, 1)	6.0		27	6	1	1	5	3	0	0	0	0	0	74	106	1.50	1.500
57 David Herndon, R ERA: 3.54	(7, 1)	1.0		5	1	0	0	1	1	1	0	0	2	0	5	15	0.00	2.000
37 Antonio Bastardo, L ERA: 2.1	(8, 1)	1.0		4	1	1	1	1	0	0	0	0	0	1	13	19	9.00	1.000
54 Brad Lidge, R ERA: 1.2	(9, 1)	1.0		5	2	0	0	0	0	0	0	0	0	0	9	19	0.00	2.000
46 Ryan Madson, R ERA: 2.59	(10, 1)	1.0		4	1	0	0	1	0	0	0	0	0	0	11	13	0.00	1.000

PITCHER		IP	WLS	BF	H	R	ER	SO	BB	IBB	HBP	BLK	WP	HR	S	P	ERA	WHIP
39 Michael Schwimer, R ERA: 4.82	(11, 1)	1.0	L	7	3	2	2	0	1	1	0	0	0	0	11	27	18.00	4.000

AB	43
R	4
H	14
RBI	4
BB	7
SO	8
LOB	24

Batter	1	2	3	4	5	6	7	8	9	10	11	AB	R	H	RBI	BB	SO	LOB
11 Jimmy Rollins, S (1, 6) OBP: 0.335, SLG: 0.392	C FC 88 B CH 82 X FF 88 1-1 ① L6	B CU 72 F CH 82 F CH 84 B CU 74 D SL 85 X CH 82 3-2 ③ P4			B FF 88 B FF 88 X FF 88 2-0 ③ G5-3			C SI 90 B CH 84 B SI 90 F SI 90 S SL 85 2-3 ① K		B SI 92 X SI 91 1-0 ① P6		5	0	0	0	0	1	3
8 Shane Victorino, S (1, 8) OBP: 0.365, SLG: 0.503	B FF 90 C FF 89 X FF 90 1-1 ② F8		C CU 71 C CH 82 X CU 74 0-2 ① G5-3			B CH 82 B FF 89 B FF 83 C FC 87 B FF 89 4-1 26 FC4-6 BB		B SI 91 B SI 91 C SI 91 B SI 91 B SI 91 4-1 26 WP BB		C SI 91 X CU 74 0-1 ② G6-3		3	0	0	0	2	0	0
26 Chase Utley, L (1, 4) OBP: 0.341, SLG: 0.434	B FF 90 C FF 89 C FF 89 B CU 74 F FC 89 B FC 89 X SL 84 3-2 ③ G4-3		S SL 86 B CH 83 S SL 84 X CU 74 1-2 ② G3-1			F FF 89 C SL 85 X SL 86 1-2 ① FC4-6 1-2f		B SI 90 C SL 85 D SI 91 X SI 92 2-1 ② G1-3 1-2		B SI 91 F SI 91 B SI 91 B CH 84 X SI 92 3-1 ③ F8		5	0	0	0	0	0	2
3 Hunter Pence, R (1, 9) OBP: 0.363, SLG: 0.493		C FF 90 X FC 90 0-1 ① F8	B FF 89 S CH 82 X CH 82 1-1 ③ L7			X FF 88 0-0 ② F8		C FF 90 B FF 92 B FF 91 F FC 90 F SL 80 F FF 90 S FF 92 2-3 ③ K			C FF 92 B FF 91 B FF 91 X FF 90 2-1 ① F9	5	0	0	0	0	1	2
27 Placido Polanco, R (1, 5) OBP: 0.336, SLG: 0.345		C FF 89 B CH 84 B FF 88 F FF 88 X FF 88 2-2 15 2B 2B		C FF 89 B FF 90 X FF 89 1-1 ① G6-3		B CH 82 C FF 88 X CH 82 1-1 ③ L4			C FF 95 B FF 97 T FF 97 F FF 98 F FC 89 X FF 97 1-2 ① L9		C FF 90 B KC 82 B FF 91 X FF 90 2-1 1B	5	1	2	0	0	0	1
15 John Mayberry Jr., R (1, 3) OBP: 0.333, SLG: 0.523		B FF 89 X FF 88 1-0 23 1B 2-H 2B		B FF 90 C CH 83 S SL 85 B CU 75 X CH 83 2-2 ② F8			B CH 82 F FF 88 C CU 72 B SL 85 F FC 84 X CH 83 2-2 51 BB 1B		B FF 96 C FF 94 B SI 93 B FF 96 S FF 94 S FF 97 3-3 ② K		D KC 82 S FF 91 S CH 82 B CH 83 B CH 84 S CH 84 3-3 ② K	5	0	2	1	0	2	1
10 Ben Francisco, R (1, 7) OBP: 0.339, SLG: 0.368 6 Ryan Howard, L (9, PH) OBP: 0.342, SLG: 0.493 7 Michael Martinez, S (9, PR) OBP: 0.257, SLG: 0.286 (10, 7) 16 John Bowker, L (11, PH) OBP: 0.231, SLG: 0.208		C CU 71 X CH 83 0-1 23 1B 1B		C FC 88 S SL 85 S SL 86 0-3 ③ K			B FF 88 C FF 89 F FF 88 1 SAFE F SL 86 D SL 85 F SL 86 X FF 88 2-2 ① F7		B FF 97 F FF 97 S FF 96 F FF 98 B FF 96 X FF 96 2-2 51 E 2B		S CH 82 X CH 84 0-1 ③ L4	3 1 0 1	0 0 1 0	1 1 0 0	0 0 0 0	0 0 0 0	1 0 0 1	1 0 0 1
23 Brian Schneider, L (1, 2) OBP: 0.242, SLG: 0.265 51 Carlos Ruiz, R (7, PH) OBP: 0.374, SLG: 0.385 (8, 2)		B SL 85 C SL 85 S SL 85 X SL 85 1-2 1-2 2-3 1B			B SL 85 S FF 88 F SL 86 X SL 86 1-2 ① G4-3		C FF 89 B CU 75 B CU 72 B CH 83 B FF 88 4-1 ② 1-2 BB		C FF 96 F FF 97 X FF 96 0-2 E9 2-H			2 1	0 0	1 0	0 0	0 1	0 0	0 0
49 Vance Worley, R (1, 1) OBP: 0.233, SLG: 0.238 57 David Herndon, R (7, 1) 29 Raul Ibanez, L (7, PH) OBP: 0.293, SLG: 0.422 37 Antonio Bastardo, R (8, 1) 54 Brad Lidge, R (9, 1) 7 Ross Gload, L (9, PH) OBP: 0.297, SLG: 0.333 46 Ryan Madson, L (10, 1) 39 Michael Schwimer, R (11, 1)		C FF 88 F SL 86 S CU 74 0-3 ② K			F FC 89 F SL 85 B SL 86 F CU 73 S SL 86 1-3 ② K		C SL 86 F SL 86 S SL 86 0-3 ③ K		C FF 87 C FF 87 S SL 81 0-3 ③ K			2 0 1 0 0 1 0 0	0 0 0 0 0 0 0 0	0 0 0 0 0 1 0 0	0 0 0 0 0 1 0 0	2 0 1 0 0 1 0 0	3 0 1 0 0 1 0 0	
Inning Stats	R: 0 E: 0 K: 0 S: 8 H: 0 LOB: 0 BB: 0 P: 13	R: 1 E: 0 K: 1 S: 17 H: 4 LOB: 3 BB: 0 P: 24	R: 0 E: 0 K: 0 S: 8 H: 0 LOB: 0 BB: 0 P: 10	R: 0 E: 0 K: 1 S: 8 H: 0 LOB: 0 BB: 0 P: 11	R: 0 E: 0 K: 1 S: 8 H: 0 LOB: 0 BB: 0 P: 12	R: 0 E: 0 K: 0 S: 7 H: 0 LOB: 1 BB: 1 P: 13	R: 0 E: 0 K: 1 S: 13 H: 1 LOB: 1 BB: 1 P: 21	R: 0 E: 0 K: 2 S: 11 H: 0 LOB: 1 BB: 1 P: 21	R: 1 E: 1 K: 2 S: 18 H: 1 LOB: 1 BB: 0 P: 24	R: 0 E: 0 K: 0 S: 5 H: 0 LOB: 0 BB: 0 P: 9	R: 0 E: 0 K: 1 S: 9 H: 1 LOB: 1 BB: 0 P: 16	1B: 4 2B: 3 3B: 0 HR: 0	SF: 0 SAC: 0 DP: 0 HBP: 0				WP: 1 PB: 0 SB: 0 CS: 0	PA: 43	

PITCHER		IP	WLS	BF	H	R	ER	SO	BB	IBB	HBP	BLK	WP	HR	S	P	ERA	WHIP
54 Jaime García, L ERA: 3.59	(1, 1)	7.0		27	5	1	1	4	2	0	0	0	0	0	69	104	1.29	1.000
34 Marc Rzepczynski, L ERA: 2.84	(8, 1)	0.2	H	3	0	0	0	1	1	0	0	0	1	0	6	14	0.00	1.500
28 Octavio Dotel, R ERA: 3.35	(8, 1)	0.1	H	1	0	0	0	1	0	0	0	0	0	0	5	7	0.00	0.000
30 Jason Motte, R ERA: 1.55	(9, 1)	0.2	B	4	1	1	0	1	0	0	0	0	0	0	15	21	0.00	1.500
53 Arthur Rhodes, L ERA: 4.88	(9, 1)	0.1		1	0	0	0	1	0	0	0	0	0	0	3	3	0.00	0.000

PITCHER		IP	WLS	BF	H	R	ER	SO	BB	IBB	HBP	BLK	WP	HR	S	P	ERA	WHIP
46 Kyle McClellan, R ERA: 4.01	(10, 1)	1.0	W	3	0	0	0	0	0	0	0	0	0	0	5	9	0.00	0.000
59 Fernando Salas, R ERA: 2.36	(11, 1)	1.0	S	4	1	0	0	1	0	0	0	0	0	0	9	16	0.00	1.000

BOTTOM

St. Louis Cardinals @ Philadelphia Phillies
Citizens Bank Park, Philadelphia, PA
Fri Sep 16 2011, 7:09 PM - 10:48 PM EDT
Att. 45,572 - Overcast - 63 F

livebaseballscorecards.com

AB	40
R	2
H	7
RBI	1
BB	3
SO	9
LOB	16

Batter	1	2	3	4	5	6	7	8	9	AB	R	H	RBI	BB	SO	LOB
15 Rafael Furcal, S (1, 6) OBP: 0.294, SLG: 0.334	C FF 92 C SI 92 B FF 92 F SI 92 B FF 91 X CH 86 2-2 ① G3		B FF 92 B SI 92 F SI 91 B FF 92 X CH 84 3-1 1B			B FF 92 C FF 92 S FC 84 B SL 77 X FF 93 2-2 ① F7		F FF 91 X FF 92 0-1 ② G4-3	F FF 92 S CH 83 F FF 95 X FF 95 0-2 ③ G4-3	5	0	1	0	0	0	1
19 Jon Jay, L (1, 8) OBP: 0.353, SLG: 0.442	B SI 92 B FF 92 B SI 92 C SI 92 S SI 91 X SI 91 3-2 ② F7		F SI 93 B FF 92 F FC 83 B SL 74 X FF 92 2-2 ③ P4			B SI 90 X CH 84 1-0 ② F8		B SL 83 B FF 92 B FF 91 C FF 91 C FF 91 X FF 92 3-2 5 1B 12 1B 1B		4	1	1	0	0	0	1
5 Albert Pujols, R (1, 3) OBP: 0.372, SLG: 0.546	C FF 94 B CH 84 S FF 94 B FF 94 F SI 93 X CH 85 2-2 ③ G5-3			F FF 92 B SL 76 X CH 83 1-1 ① F9		B CH 83 X FF 92 1-0 ③ F8		B FF 92 B FF 92 F FF 92 S SL 82 X SL 81 2-2 12 1B 23 1B 1-2 1B		4	1	1	0	0	0	0
12 Lance Berkman, S (1, 7) OBP: 0.409, SLG: 0.552		B FF 92 F FF 91 X FF 91 1-1 4 S 1B		F FF 92 F SL 75 B EP 58 S SL 78 1-3 ② K			B CH 82 B CH 83 X CH 83 2-0 21 FC5-4 1B	C FF 92 S SL 82 X SL 78 0-2 23 1B 1-2 2-H 1B		4	0	3	1	0	1	0
23 David Freese, R (1, 5) OBP: 0.340, SLG: 0.423 33 Daniel Descalso, L (8, PR) OBP: 0.337, SLG: 0.359 (8, 5)		C FF 92 T FC 84 F FF 92 B CH 84 F CH 83 B FF 91 X CH 82 2-2 ① F8		B FF 91 F FF 91 B FF 91 B CH 80 C CH 83 S FF 92 3-3 ③ K			C FF 90 B SI 89 T SI 89 D SL 76 T FF 91 2-2 ① K	B FF 91 X SL 81 1-0 1-2 2-H 1B		4 0	0 0	1 0	1 0	0 0	2 0	2 0
21 Allen Craig, R (1, 9) OBP: 0.353, SLG: 0.482		C FC 84 F SI 90 1 SAFE B FF 92 S FF 92 1-3 ② K			C FF 92 X CH 84 0-1 ① F8		C FC 84 F SI 92 B SL 76 B SL 76 X FF 90 2-2 ② FC5-4 4 1B 1-2f	X FF 89 0-0 ③ G4-3		4	0	0	0	0	1	4
4 Yadier Molina, R (1, 2) OBP: 0.335, SLG: 0.457		C FF 92 C CH 84 B SL 78 X FF 92 1-2 ③ G4-3 1-2			S FF 92 X FC 86 0-1 55 G4-3 2B		B FF 91 B FF 92 D CH 84 X FF 91 3-0 1-3 1B		F FF 93 X CH 83 0-1 ① F8	4	0	2	0	0	0	1
55 Skip Schumaker, L (1, 4) OBP: 0.335, SLG: 0.352 59 Fernando Salas, R (7, 1) 34 Marc Rzepczynski, L (8, 1) 28 Octavio Dotel, R (8, 1) 56 Adron Chambers, L (9, PH) OBP: 0.333, SLG: 0.333			C FF 93 C SI 93 S CH 85 0-3 ① K		B SI 91 B FF 91 F SI 90 S CH 84 X CH 83 2-2 ② G4-3 2-3		F SI 91 B SI 91 F FF 91 T SL 76 1-2 ③ K		S FF 93 X CH 82 0-1 ② G4-3	3 0 0 0 1	0 0 0 0 0	0 0 0 0 0	0 0 0 0 0	0 0 0 0 0	2 0 0 0 0	3 0 0 0 0
35 Jake Westbrook, R (1, 1) OBP: 0.167, SLG: 0.222 53 Arthur Rhodes, L (4, 1) 44 Corey Patterson, L (5, PH) OBP: 0.271, SLG: 0.359 41 Mitchell Boggs, R (5, 1) 46 Kyle McClellan, R (6, 1) OBP: 0.167, SLG: 0.171 Ryan Theriot, R (7, 4) OBP: 0.322, SLG: 0.334			C FF 92 B FF 92 F CH 83 S FF 93 1-3 ② K		T FF 92 X FF 93 0-1 ③ P5			B FF 91 C FF 91 B SL 83 X FF 91 2-1 ① F8	B FF 93 C FF 93 F FF 93 F FF 95 X FF 95 1-2 1B	1 0 1 0 0 2	0 0 0 0 0 0	0 0 0 0 0 1	0 0 0 0 0 0	0 0 0 0 0 0	1 0 0 0 0 0	0 0 1 0 0 0
Inning Stats	R: 0 E: 0 K: 0 S: 11 H: 0 LOB: 0 BB: 0 P: 18	R: 0 E: 0 K: 1 S: 13 H: 1 LOB: 1 BB: 0 P: 18	R: 0 E: 0 K: 2 S: 11 H: 1 LOB: 1 BB: 0 P: 17	R: 0 E: 0 K: 2 S: 8 H: 0 LOB: 0 BB: 0 P: 13	R: 0 E: 0 K: 0 S: 9 H: 1 LOB: 1 BB: 0 P: 11	R: 0 E: 0 K: 0 S: 5 H: 0 LOB: 0 BB: 0 P: 9	R: 0 E: 0 K: 2 S: 11 H: 2 LOB: 2 BB: 0 P: 21	R: 2 E: 0 K: 0 S: 15 H: 4 LOB: 2 BB: 0 P: 23	R: 0 E: 0 K: 0 S: 12 H: 1 LOB: 1 BB: 0 P: 13	1B: 9 2B: 1 3B: 0 HR: 0 SF: 0 SAC: 0 DP: 0 HBP: 0						

TOP

St. Louis Cardinals @ Philadelphia Phillies
Citizens Bank Park, Philadelphia, PA
Sat Sep 17 2011, 7:09 PM - 10:11 PM EDT
Att. 45,470 - Cloudy - 60 F

livebaseballscorecards.com

AB	37
R	2
H	10
RBI	2
BB	0
SO	7
LOB	13

WP: 0 PA: 37
PB: 0
SB: 1
CS: 0

PITCHER		IP	WLS	BF	H	R	ER	SO	BB	IBB	HBP	BLK	WP	HR	S	P	ERA	WHIP
44 Roy Oswalt, R ERA: 3.66	(1, 1)	7.0	W	26	5	0	0	7	0	0	0	0	0	0	68	107	0.00	0.714
40 Michael Stutes, R ERA: 3.77	(8, 1)	0.2	H	6	4	2	2	0	0	0	0	0	0	0	14	22	27.00	6.000
54 Brad Lidge, R ERA: 1.17	(8, 1)	0.1	H	1	0	0	0	0	0	0	0	0	0	0	1	1	0.00	0.000
46 Ryan Madson, R ERA: 2.54	(9, 1)	1.0		4	1	0	0	0	0	0	0	0	0	0	12	13	0.00	1.000

PITCHER	IP	WLS	BF	H	R	ER	SO	BB	IBB	HBP	BLK	WP	HR	S	P	ERA	WHIP

BOTTOM

St. Louis Cardinals @ Philadelphia Phillies
Citizens Bank Park, Philadelphia, PA
Sat Sep 17 2011, 7:09 PM - 10:11 PM EDT
Att. 45,470 - Cloudy - 60 F

livebaseballscorecards.com

Batter	1	2	3	4	5	6	7	8	9	AB	R	H	RBI	BB	SO	LOB
11 Jimmy Rollins, S (1, 6) OBP: 0.339, SLG: 0.396	C SI 87 X SI 88 0-1 8 G4-3 3 2B 1B		C SI 89 F FC 84 X SI 89 0-2 3 BB 8 SH5-3 1B	D CH 79 F SI 89 B CH 79 X SI 89 2-1 8 BB 1-2 2-3 1B		B SI 89 T SI 89 C CH 82 F FF 90 B CU 73 F CU 71 X CH 82 2-2 ① G4-3		B SI 91 X SI 92 1-0 26 HBP 8 1B 3 1B 2-3 1B		5	2	4	0	0	0	0
8 Shane Victorino, S (1, 8) OBP: 0.368, SLG: 0.511	B SI 87 B SI 88 C SI 88 1 SAFE 1 SAFE B SI 86 F SI 89 F SI 90 1 SAFE 3-2 ① X SI 88 G4-3 1-2		B SI 89 X SI 87 1-0 ① SH5-3 1-2	B CH 78 B SI 89 B SI 88 B SI 89 4-0 1-2 2-3 3-H BB		B SI 89 X SI 89 1-0 HR		X SL 85 0-0 3 1B 26 HBP 29 HR 1-2 3-H 1B		3	2	2	3	1	0	1
26 Chase Utley, L (1, 4) OBP: 0.339, SLG: 0.429	B FC 85 C SI 89 F FC 85 F CH 80 X CH 78 1-2 ② L9		S CH 80 S CH 79 S CH 78 0-3 ② K2-3	B FF 87 C FF 86 F FF 86 B CH 87 X FF 87 2-2 ② F9		C SL 85 F SL 86 F SL 86 S CU 72 0-3 ② K		D SL 84 H SI 91 2-0 3 1B 29 HR 1-2 2-3 HBP		4	1	0	0	0	2	5
6 Ryan Howard, L (1, 3) OBP: 0.343, SLG: 0.490	B SI 89 B SI 89 B SI 89 B SI 89 4-0 3 2B BB		B FC 86 D CH 79 B SI 89 B CH 78 4-0 3 BB BB	B SL 79 B FF 87 X FF 88 2-0 ③ G6-3		F SL 86 B CU 73 B CU 72 S CH 83 F CH 82 B CU 72 F CH 81 X CH 82 3-2 ③ F7		C SL 84 S SL 85 B SL 85 B SI 92 S SL 85 2-3 ② K		3	0	0	0	2	1	6
3 Hunter Pence, R (1, 9) OBP: 0.367, SLG: 0.496	B SI 90 X SI 90 1-0 1-3 2-H 2B		B FC 85 D CH 79 S FC 84 B FC 84 B FC 84 4-1 1-2 2-3 BB		T FC 95 B SL 85 F SL 84 B SL 85 F FF 95 B SL 85 F SL 86 F FF 95 B FF 97 4-2 27 BB BB		C FF 90 B FF 89 C FF 90 B FF 91 B CH 85 X CH 82 3-2 ① G5-3		C FF 92 B FF 91 B FF 89 X FF 90 2-1 29 HR 1-2 2-3 3-H 1B		3	1	2	2	2	0	0
29 Raul Ibanez, L (1, 7) OBP: 0.292, SLG: 0.426	B FC 86 B SI 90 X SI 90 2-0 ③ G3-1		S CH 77 B SI 90 S SI 89 X CH 79 1-2 ③ P6		1 SAFE C SI 93 F FF 95 X FF 96 0-2 ① F9		C SI 90 B FF 90 X FF 90 1-1 ② F9	C FF 91 B FC 91 X FF 88 1-1 1-H 2-H 3-H HR		5	1	1	4	0	0	6
27 Placido Polanco, R (1, 5) OBP: 0.339, SLG: 0.345		C SI 88 S FC 84 B FC 85 X FC 85 1-2 51 G4-6-3 1B		B SI 88 B SI 89 C SI 88 F SI 88 B SI 90 B SI 90 4-2 11 1B 44 E 8 BB BB	P PO 88 B SI 93 C FF 95 B FF 94 B SI 94 4-1 1-2 BB		B FF 91 B FF 90 F FF 88 C FF 90 S CH 84 2-3 ③ K	B SL 80 X FF 90 1-0 ③ G6-3		3	1	1	0	2	1	0
51 Carlos Ruiz, R (1, 2) OBP: 0.370, SLG: 0.381		X SI 89 0-0 ①② G4-6-3 1-2f		B SI 89 X SI 88 1-0 ① F9	B FF 94 X FF 95 1-0 ② P3			X KC 78 0-0 E5 11 1B 8 1B		4	1	0	0	0	0	4
44 Roy Oswalt, R (1, 1) OBP: 0.154, SLG: 0.083 40 Michael Stutes, R (8, 1) 54 Brad Lidge, R (8, 1) 7 Ross Gload, L (8, PH) OBP: 0.267, SLG: 0.303 15 John Mayberry Jr., R (8, PH) OBP: 0.332, SLG: 0.521 46 Ryan Madson, L (9, 1)		C SI 89 B SI 89 X SI 89 1-1 ③ G6-3		L SI 88 L SI 88 1 SAFE X SI 89 0-2 FC1 8 BB 11 1B 1-2	X FF 94 0-0 ③ F9			D SI 91 B SI 90 F SI 90 F SI 91 D SL 84 X SL 84 3-2 ① P6		3 0 0 0 0 1 0	0 0 0 0 0 0 0	0 0 0 0 0 0 0	0 0 0 0 0 0 0	0 0 0 0 0 0 0	0 0 0 0 0 0 0	3 0 0 0 0 1 0
Inning Stats	R: 1 E: 0 K: 0 S: 12 H: 2 LOB: 2 BB: 1 P: 23	R: 0 E: 0 K: 0 S: 6 H: 1 LOB: 0 BB: 0 P: 8	R: 0 E: 0 K: 1 S: 11 H: 1 LOB: 3 BB: 2 P: 21	R: 1 E: 1 K: 0 S: 12 H: 1 LOB: 3 BB: 2 P: 27	R: 0 E: 0 K: 0 S: 12 H: 0 LOB: 2 BB: 2 P: 20	R: 1 E: 0 K: 1 S: 15 H: 1 LOB: 0 BB: 0 P: 21	R: 0 E: 0 K: 1 S: 8 H: 0 LOB: 0 BB: 0 P: 14	R: 6 E: 1 K: 1 S: 14 H: 4 LOB: 0 BB: 0 P: 26		1B: 7 2B: 1 3B: 0 HR: 2 SF: 0 SAC: 1 DP: 1 HBP: 1						

AB	34
R	9
H	10
RBI	9
BB	7
SO	4
LOB	26

WP: 0 PB: 0 SB: 0 CS: 0 PA: 43

PITCHER		IP	WLS	BF	H	R	ER	SO	BB	IBB	HBP	BLK	WP	HR	S	P	ERA	WHIP
35 Jake Westbrook, R ERA: 4.58	(1, 1)	3.1	L	20	5	2	1	1	5	0	0	0	0	0	37	71	2.70	3.000
53 Arthur Rhodes, L ERA: 4.78	(4, 1)	0.2		2	0	0	0	0	0	0	0	0	0	0	4	8	0.00	0.000
41 Mitchell Boggs, R ERA: 3.57	(5, 1)	1.0		5	0	0	0	0	2	0	0	0	0	0	12	20	0.00	2.000
46 Kyle McClellan, R ERA: 4.04	(6, 1)	1.0		4	1	1	1	1	0	0	0	0	0	1	15	21	9.00	1.000
59 Fernando Salas, R ERA: 2.33	(7, 1)	1.0		4	0	1	1	1	0	0	0	0	0	0	9	15	9.00	0.000

PITCHER		IP	WLS	BF	H	R	ER	SO	BB	IBB	HBP	BLK	WP	HR	S	P	ERA	WHIP
34 Marc Rzepczynski, L ERA: 3.28	(8, 1)	0.2		5	2	0	0	1	0	0	1	0	0	0	8	16	0.00	3.000
28 Octavio Dotel, R ERA: 3.7	(8, 1)	0.1		3	2	5	4	0	0	0	0	0	0	1	5	9	108.00	6.000

Batter	1	2	3	4	5	6	7	8	9	AB	R	H	RBI	BB	SO	LOB
Ryan Theriot, R (1, 4) OBP: 0.322, SLG: 0.336	C FF 90 B FF 91 X FF 90 1-1 ① L8		C FF 90 B CU 75 S CH 83 C FF 90 1-3 ① K			X FF 88 0-0 21 HR 2B		B FF 86 X SI 89 1-0 ① G6-3		4	1	1	0	0	1	0
21 Allen Craig, R (1, 9) OBP: 0.362, SLG: 0.529 44 Corey Patterson, L (9, 9) OBP: 0.271, SLG: 0.359	X FC 88 0-0 5 HR 2B		C CH 82 S CH 83 X CH 85 0-2 ② L5			L FC 89 L CH 82 X CU 77 0-2 2-H HR		C SI 90 C SI 91 F SL 82 B SL 80 F FF 90 F CH 81 X FF 91 1-2 HR		4 0	3 0	3 0	3 0	0 0	0 0	0 0
5 Albert Pujols, R (1, 3) OBP: 0.371, SLG: 0.550	X FF 91 0-0 2-H HR		X FF 93 0-0 ③ F8			C FC 88 X CH 83 0-1 ① G6-3		C SL 82 C SI 91 B SL 81 F CH 83 S SL 83 1-3 ② K		4	1	1	2	0	1	0
23 David Freese, R (1, 5) OBP: 0.335, SLG: 0.418 33 Daniel Descalso, L (8, 5) OBP: 0.337, SLG: 0.359	B FF 92 S CH 83 F FF 92 T CH 84 1-2 ② K			F FC 87 X CH 83 0-1 ① G6-3		B FF 91 S CH 83 B FF 92 F CH 84 S FC 88 2-3 ② K		F FF 89 B SI 90 C SI 89 B FC 85 T SI 89 2-2 ③ K		4 0	0 0	0 0	0 0	0 0	3 0	0 0
12 Lance Berkman, S (1, 7) OBP: 0.407, SLG: 0.550 59 Fernando Salas, R (9, 1) OBP: 0.333, SLG: 0.333	S CH 84 S CU 77 B CU 76 F FC 90 B CH 84 S FC 91 2-3 ③ K			S CH 83 B FF 90 B FC 91 X CH 83 2-1 4 G4-6-3 1B		B FF 89 B FF 89 B CH 84 C FF 91 X FF 88 3-1 ③ G6-3			X FF 91 0-0 ① F8	4 0	0 0	1 0	0 0	0 0	1 0	0 0
4 Yadier Molina, R (1, 2) OBP: 0.333, SLG: 0.453		B FF 90 C FC 89 X CH 83 1-1 ① G4-3		B FF 91 B FF 88 X CH 83 2-0 ②③ G4-6-3 1-2f			C FF 88 B FF 90 B CH 83 B CH 83 F FF 90 S FF 93 3-3 ① K		X FF 91 0-0 ② P6	4	0	0	0	0	1	1
15 Rafael Furcal, S (1, 6) OBP: 0.297, SLG: 0.334		B FF 91 F FF 92 X CH 84 1-1 19 S 1B			C FC 87 B CU 74 F CU 74 S FF 90 1-3 ① K		X FF 91 0-0 ② F9		B FF 90 B FF 91 B FF 90 C FF 90 B FF 91 4-1 19 FC5-4 BB	3	0	1	0	1	1	0
19 Jon Jay, L (1, 8) OBP: 0.352, SLG: 0.440		D FF 91 S FF 92 B FF 92 F FF 90 B CU 77 S CH 85 3-3 ② K 1-2			C CH 86 F FF 92 B CH 85 B CU 77 B FC 88 S CH 83 3-3 ② K		C FF 91 X FC 90 0-1 1B		C FF 91 F SL 84 B SL 81 B SI 91 F SL 82 X FF 93 2-2 ③ FC5-4 1-2f	4	0	1	0	0	2	2
29 Chris Carpenter, R (1, 1) OBP: 0.176, SLG: 0.197 56 Adron Chambers, L (9, 7) OBP: 0.333, SLG: 0.333		S FF 93 B FF 94 S CH 84 B CH 84 F FF 95 F FC 90 S FF 93 2-3 ③ K			X FF 92 0-0 ③ G4-3		B FF 90 S CH 82 B FF 91 X FF 91 2-1 ③ F9			3 0	0 0	0 0	0 0	0 0	1 0	2 0
Inning Stats	R: 2 E: 0 K: 2 S: 11 H: 2 LOB: 0 BB: 0 P: 15	R: 0 E: 0 K: 2 S: 12 H: 1 LOB: 1 BB: 0 P: 19	R: 0 E: 0 K: 1 S: 7 H: 0 LOB: 0 BB: 0 P: 8	R: 0 E: 0 K: 0 S: 5 H: 1 LOB: 0 BB: 0 P: 9	R: 0 E: 0 K: 2 S: 7 H: 0 LOB: 0 BB: 0 P: 11	R: 2 E: 0 K: 1 S: 11 H: 2 LOB: 0 BB: 0 P: 16	R: 0 E: 0 K: 1 S: 8 H: 1 LOB: 1 BB: 0 P: 13	R: 1 E: 0 K: 2 S: 14 H: 1 LOB: 0 BB: 0 P: 19	R: 0 E: 0 K: 0 S: 7 H: 0 LOB: 1 BB: 1 P: 13	1B: 3 2B: 2 3B: 0 HR: 3	SF: 0 SAC: 0 DP: 1 HBP: 0					

PITCHER		IP	WLS	BF	H	R	ER	SO	BB	IBB	HBP	BLK	WP	HR	S	P	ERA	WHIP
35 Cole Hamels, L ERA: 2.8	(1, 1)	7.0	L	27	7	4	4	9	0	0	0	0	0	2	61	91	5.14	1.000
56 Joe Blanton, R ERA: 5.45	(8, 1)	1.0		4	1	1	1	2	0	0	0	0	0	1	14	19	9.00	1.000
37 Justin De Fratus, R ERA:	(9, 1)	1.0		4	0	0	0	0	1	0	0	0	0	0	7	13	0.00	1.000

PITCHER	IP	WLS	BF	H	R	ER	SO	BB	IBB	HBP	BLK	WP	HR	S	P	ERA	WHIP

TOP

St. Louis Cardinals @ Philadelphia Phillies
Citizens Bank Park, Philadelphia, PA
Sun Sep 18 2011, 8:10 PM - 10:37 PM EDT
Att. 45,063 - Partly Cloudy - 61 F

livebaseballscorecards.com

AB	34
R	5
H	8
RBI	5
BB	1
SO	11
LOB	5

WP: 0 PA: 35
PB: 0
SB: 1
CS: 0

BOTTOM

St. Louis Cardinals @ Philadelphia Phillies
Citizens Bank Park, Philadelphia, PA
Sun Sep 18 2011, 8:10 PM - 10:37 PM EDT
Att. 45,063 - Partly Cloudy - 61 F

Batter	1	2	3	4	5	6	7	8	9	AB	R	H	RBI	BB	SO	LOB
11 Jimmy Rollins, S (1, 6) OBP: 0.338, SLG: 0.395	X SI 90 0-0 ① P2		B FF 92 X SI 91 1-0 1B		C FF 93 B SI 92 B SI 92 X SI 92 2-1 ③ F8			X SI 89 0-0 ① F8		4	0	1	0	0	0	1
8 Shane Victorino, S (1, 8) OBP: 0.367, SLG: 0.508	C SI 90 B CH 85 F FF 92 F CU 73 B FC 86 X SI 93 2-2 26 1B 1B		B CU 73 C FF 92 1 SAFE S CU 74 1 SAFE B FC 86 F CU 74 F CH 84 X SI 92 2-2 ③ G3			B SI 89 X SI 89 1-0 ① G6-3		C SI 88 X FC 87 0-1 ② F9		4	0	1	0	0	0	1
26 Chase Utley, L (1, 4) OBP: 0.343, SLG: 0.433	B SI 90 X SI 91 1-0 3 G5-4-3 1-2 1B			C FF 90 X CH 85 0-1 29 G6-3 3 1B 1B		C SI 89 B CH 86 B CH 86 F FC 87 S SI 90 X SI 92 3-2 ② G3-1		C SI 89 B CU 73 B CU 72 F SI 90 B FF 92 X SI 91 3-2 1B		4	0	3	0	0	0	0
3 Hunter Pence, R (1, 9) OBP: 0.366, SLG: 0.494	D CU 73 X FC 86 1-0 ②③ G5-4-3 1-2f			B CU 74 B FF 93 B FF 91 S FC 86 C FF 92 X FC 87 3-2 29 G6-3 1-2 1B		B CU 73 X FF 92 1-0 E6		F FC 86 F FC 87 S CU 74 0-3 ③ K2-3		4	0	1	0	0	1	3
29 Raul Ibanez, L (1, 7) OBP: 0.290, SLG: 0.423		C FF 91 X SI 90 0-1 ① G4-3		B CU 74 X SI 92 1-0 ①② G6-3 1-2f 2-3		B FF 93 B SI 92 C SI 92 S SI 91 B FF 93 X SI 91 3-2 ③ G4-3			B SI 90 C FF 90 X FF 91 1-1 ① F7	4	0	0	0	0	0	3
27 Placido Polanco, R (1, 5) OBP: 0.340, SLG: 0.345		C FF 91 S CU 73 B FF 92 B FC 86 B CU 73 F FF 93 F FF 94 F FF 90 X FF 94 3-2 7 G4-6-3 1B		D CU 74 S FC 85 B FF 92 X SI 92 2-1 ③ G5-3			C FF 90 B FC 86 B SI 91 B SI 90 B FF 91 4-1 BB	C FF 90 B FF 89 C KC 81 X FF 91 1-2 ② F9	3	0	1	0	1	0	1
7 Ross Gload, L (1, 3) OBP: 0.267, SLG: 0.294		F SI 91 D CH 86 X SI 92 1-1 ②③ G4-6-3 1-2f			F CH 84 F FF 91 B CU 74 F FC 86 B FF 93 X SI 94 2-2 ① G4-3		B SI 91 X SI 91 1-0 ① P5		B CH 84 B CH 82 C FF 92 B FF 92 B FF 91 4-1 BB	3	0	0	0	1	0	2
23 Brian Schneider, L (1, 2) OBP: 0.234, SLG: 0.256			B SI 88 F SI 90 S CH 84 S CU 73 1-3 ① K		C CU 73 C CU 73 B CU 74 S FF 93 1-3 ② K		B SI 92 X SI 90 1-0 ② F8		B SI 90 C FF 90 F CH 86 B CH 86 S CH 86 2-3 ③ K	4	0	0	0	0	3	2
35 Cole Hamels, L (1, 1) OBP: 0.200, SLG: 0.194 16 John Bowker, L (7, PH) OBP: 0.222, SLG: 0.200 56 Joe Blanton, R (8, 1) OBP: 0.200, SLG: 0.200 37 Justin De Fratus, S (9, 1)			C SI 89 B CU 73 F SI 90 B CU 73 C FA 89 2-3 ② K		F SI 91 F SI 92 X CU 74 0-2 1B		B CU 72 F FC 87 S CU 73 S CU 74 1-3 ③ K			2 1 0 0	0 0 0 0	1 0 0 0	0 0 0 0	0 0 0 0	1 1 0 0	0 1 0 0
Inning Stats	R: 0 E: 0 K: 0 S: 7 H: 2 LOB: 1 BB: 0 P: 11	R: 0 E: 0 K: 0 S: 10 H: 1 LOB: 0 BB: 0 P: 14	R: 0 E: 0 K: 2 S: 12 H: 1 LOB: 1 BB: 0 P: 18	R: 0 E: 0 K: 0 S: 8 H: 2 LOB: 1 BB: 0 P: 14	R: 0 E: 0 K: 1 S: 12 H: 1 LOB: 1 BB: 0 P: 17	R: 0 E: 1 K: 0 S: 8 H: 0 LOB: 1 BB: 0 P: 16	R: 0 E: 0 K: 1 S: 6 H: 0 LOB: 1 BB: 1 P: 13	R: 0 E: 0 K: 1 S: 9 H: 1 LOB: 1 BB: 0 P: 12	R: 0 E: 0 K: 1 S: 9 H: 0 LOB: 1 BB: 1 P: 17	1B: 8 2B: 0 3B: 0 HR: 0	SF: 0 SAC: 0 DP: 3 HBP: 0					

livebaseballscorecards.com

	AB	33
	R	0
	H	8
	RBI	0
	BB	2
	SO	6
	LOB	14

PITCHER		IP	WLS	BF	H	R	ER	SO	BB	IBB	HBP	BLK	WP	HR	S	P	ERA	WHIP
29 Chris Carpenter, R ERA: 3.66	(1, 1)	8.0	W	31	8	0	0	5	1	0	0	0	0	0	72	115	0.00	1.125
59 Fernando Salas, R ERA: 2.29	(9, 1)	1.0		4	0	0	0	1	1	0	0	0	0	0	9	17	0.00	1.000

PITCHER	IP	WLS	BF	H	R	ER	SO	BB	IBB	HBP	BLK	WP	HR	S	P	ERA	WHIP

Batter	1	2	3	4	5	6	7	8	9	AB	R	H	RBI	BB	SO	LOB
15 Rafael Furcal, S (1, 6) OBP: 0.302, SLG: 0.346	X FC 90 0-0 8 PB 8 G3 2B		B FC 90 X FC 90 1-0 ① SH5-4 2-3		B CH 82 S CH 81 L CU 75 X FC 90 1-2 8 SH1-4 1B		S CU 77 X SI 91 0-1 ② P4		X SI 91 0-0 2B	4	1	3	0	0	0	0
8 Nick Punto, S (1, 4) OBP: 0.373, SLG: 0.385	S CU 77 S CU 76 B CU 76 X CH 83 1-2 ① G3 2-H		B FC 91 B FC 90 B CU 77 B SI 91 4-0 12 1B BB		1 SAFE L FC 90 X FC 88 0-1 ① SH1-4 1-2		B FC 89 C SI 91 B CH 85 C FC 90 B CU 77 F FC 90 B FC 90 4-2 5 2B BB		C SL 82 B SI 91 B SI 91 B SI 92 F SI 91 S SI 91 3-3 ② K	2	1	0	1	2	1	1
5 Albert Pujols, R (1, 3) OBP: 0.369, SLG: 0.548	C CU 76 X SI 92 0-1 ② G1-3		B FC 91 B FC 89 S CH 85 F FC 90 C CU 78 2-3 ② K		C CU 76 B CU 75 B CU 76 S FC 90 X FC 90 2-2 ② F9		X FC 89 0-0 21 FC5 2B 1-H		C SI 92 S SI 91 S SL 84 0-3 ③ K	5	0	1	1	0	2	4
12 Lance Berkman, S (1, 7) OBP: 0.412, SLG: 0.558 30 Jason Motte, R (9, 1) 53 Arthur Rhodes, L (9, 1) 28 Octavio Dotel, R (9, 1)	B CH 84 X CU 76 1-0 HR		X FC 91 0-0 1-2 3-H 1B		I IN 62 I IN 61 I IN 65 I IN 63 4-0 IBB		I IN 74 I IN 73 I IN 73 I IN 74 4-0 21 FC5 IBB			2 0 0 0	1 0 0 0	2 0 0 0	2 0 0 0	2 0 0 0	0 0 0 0	0 0 0 0
21 Allen Craig, R (1, 9) OBP: 0.354, SLG: 0.517 56 Adron Chambers, L (9, 7) OBP: 0.333, SLG: 0.333	S FC 91 X SI 93 0-1 ③ L4		B CU 77 B CU 76 C FC 89 F CH 83 X FC 88 2-2 ③ P4		C CH 82 C CU 76 S CU 76 0-3 ③ K		F SI 91 X CU 76 0-1 ③ FC5 1-2 2-3f			4 0	0 0	0 0	0 0	0 0	1 0	6 0
19 Jon Jay, L (1, 8) OBP: 0.349, SLG: 0.436		C CU 76 F SI 92 X FC 90 0-2 ① G2-3		X FC 88 0-0 ① P6		C FC 88 X CH 83 0-1 ① G3-1		C CU 73 F FC 89 S CU 77 0-3 ① K		4	0	0	0	0	1	0
13 Gerald Laird, R (1, 2) OBP: 0.295, SLG: 0.358		C CU 77 X FC 90 0-1 ② G6-3		B FC 89 B FC 89 C FC 89 B CH 83 C FC 89 X FC 89 3-2 ② G3-1		S CU 75 C SI 91 S CU 77 0-3 ② K		B CH 83 X FC 90 1-0 ② G6-3		4	0	0	0	0	1	0
33 Daniel Descalso, L (1, 5) OBP: 0.333, SLG: 0.354		B FC 89 X FC 90 1-0 ③ P4		C CU 76 X SI 91 0-1 E3		S FC 89 F FC 89 S CH 85 0-3 ③ K2-3		C CU 76 B CH 84 X FC 89 1-1 ③ G4-3		4	0	0	0	0	1	0
26 Kyle Lohse, R (1, 1) OBP: 0.175, SLG: 0.194 34 Marc Rzepczynski, L (8, 1) 55 Skip Schumaker, L (9, PH) OBP: 0.334, SLG: 0.351 (9, 9)			C FC 89 X SI 92 0-1 15 SH5-4 12 1B 2B	C FC 89 S CH 82 B CU 76 F CU 77 F CH 83 S CU 76 1-3 ③ K			T FC 89 C CU 76 B CH 83 F FC 91 X SI 92 1-2 ① G1-3		B SL 82 F SI 90 F SI 90 B SL 78 B SI 91 F SI 90 X SI 90 3-2 ① G1-6-3	3 0 1	1 0 0	1 0 0	0 0 0	0 0 0	1 0 0	1 0 0
Inning Stats	R: 2 E: 0 K: 0 S: 9 H: 2 LOB: 0 BB: 0 P: 11	R: 0 E: 0 K: 0 S: 6 H: 0 LOB: 0 BB: 0 P: 7	R: 1 E: 0 K: 1 S: 10 H: 2 LOB: 2 BB: 1 P: 19	R: 0 E: 1 K: 1 S: 11 H: 0 LOB: 1 BB: 0 P: 15	R: 0 E: 0 K: 1 S: 11 H: 1 LOB: 2 BB: 1 P: 18	R: 0 E: 0 K: 2 S: 8 H: 0 LOB: 0 BB: 0 P: 8	R: 1 E: 0 K: 0 S: 12 H: 1 LOB: 2 BB: 2 P: 21	R: 0 E: 0 K: 1 S: 6 H: 0 LOB: 0 BB: 0 P: 8	R: 0 E: 0 K: 2 S: 11 H: 1 LOB: 1 BB: 0 P: 17	1B: 2 2B: 4 3B: 0 HR: 1 SF: 0 SAC: 2 DP: 0 HBP: 0						

TOP

St. Louis Cardinals @ Philadelphia Phillies
Citizens Bank Park, Philadelphia, PA
Mon Sep 19 2011, 7:07 PM - 9:43 PM EDT
Att. 45,048 - Partly Cloudy - 64 F

livebaseballscorecards.com

AB	33
R	4
H	7
RBI	4
BB	4
SO	8
LOB	12

PITCHER		IP	WLS	BF	H	R	ER	SO	BB	IBB	HBP	BLK	WP	HR	S	P	ERA	WHIP
34 Roy Halladay, R ERA: 2.41	(1, 1)	8.0	L	35	6	4	4	6	2	2	0	0	0	1	73	107	4.50	1.000
57 David Herndon, R ERA: 3.48	(9, 1)	1.0		4	1	0	0	2	0	0	0	0	0	0	11	17	0.00	1.000

PITCHER	IP	WLS	BF	H	R	ER	SO	BB	IBB	HBP	BLK	WP	HR	S	P	ERA	WHIP

WP: 0 PB: 1 SB: 0 CS: 0
PA: 39

BOTTOM

St. Louis Cardinals @ Philadelphia Phillies
Citizens Bank Park, Philadelphia, PA
Mon Sep 19 2011, 7:07 PM - 9:43 PM EDT
Att. 45,048 - Partly Cloudy - 64 F

Batter	1	2	3	4	5	6	7	8	9	AB	R	H	RBI	BB	SO	LOB
11 Jimmy Rollins, S (1, 6) OBP: 0.339, SLG: 0.397	B SI 90 X SI 91 1-0 F7		C CH 80 X CU 75 0-1 F8 C CH 81 B SL 84 B SI 89 B SI 90 F CH 81 B SL 85 4-2 BB				B SI 90 C CH 79 B CU 74 X SL 82 2-1 P5		C FF 96 X FC 90 0-1 8 G6-3 2-H 3B	4	1	1	1	1	0	0
8 Shane Victorino, S (1, 8) OBP: 0.365, SLG: 0.505	B SI 90 C SI 91 X CU 76 1-1 L6		S SI 90 B SI 91 X CH 81 1-1 3 1B 26 E 1B	B SI 90 C SI 90 X CH 82 1-1 G3			B CH 81 B SI 89 F SI 88 F SI 89 X CH 80 2-2 F9		X SI 93 0-0 G6-3 3-H	5	0	1	1	0	0	2
26 Chase Utley, L (1, 4) OBP: 0.341, SLG: 0.430	B SI 92 C SI 93 F SI 92 F CH 80 B SI 92 X SI 93 2-2 F8		C SL 86 X CH 82 0-1 FC4 3 1B 1-2		B SI 88 F SI 89 C SI 89 X SI 89 1-2 G4-3		C SI 91 X CH 80 0-1 G3-1		B FF 86 X FF 88 1-0 1B	5	0	1	0	0	0	1
3 Hunter Pence, R (1, 9) OBP: 0.366, SLG: 0.493		F SL 85 S SL 85 B SL 84 C SI 91 1-3 K	C SI 90 B SI 91 B CH 81 B SL 85 X SL 84 3-1 1-2 2-3 1B		X SL 84 0-0 29 L1-3 1B			B CH 79 F CH 78 F SI 89 B CU 75 B SI 90 T SI 89 3-2 K	S FC 91 B FC 91 F FF 89 F FF 93 X SL 82 1-2 G5-3	5	0	2	0	0	2	1
29 Raul Ibanez, L (1, 7) OBP: 0.288, SLG: 0.419		C SI 92 B SI 91 X CH 82 1-1 G4-3	C CU 76 F SI 91 B CH 81 F SL 84 B SI 91 S SI 91 2-3 K		C SI 88 X SI 88 0-1 L1-3 1-1			B SI 91 C SI 91 C SL 84 S SL 85 1-3 K		4	0	0	0	0	2	4
27 Placido Polanco, R (1, 5) OBP: 0.341, SLG: 0.345		C SI 92 B SI 92 B SI 91 F SL 85 X SI 92 2-2 7 E 51 1B 1B	C CU 76 S CH 81 F CH 81 B SI 91 S CH 81 1-3 K			C SI 90 B CU 76 B SI 89 X SI 89 2-1 G6-3		B SI 92 B SI 92 B SI 91 B SI 90 4-0 BB		3	1	1	0	1	1	3
7 Ross Gload, L (1, 3) OBP: 0.278, SLG: 0.314 15 John Mayberry Jr., R (8, PH) OBP: 0.331, SLG: 0.519 (9, 3)		X SI 91 0-0 FC4 51 1B 1-2		B CU 75 S CH 80 B CH 80 F SI 89 F SI 91 X SL 84 2-2 34 SH3-4 1B		X SI 90 0-0 2B		B SI 92 B SI 91 B SI 92 C SI 91 X SI 92 3-1 G3		3 1	0 0	2 0	0 0	0 0	0 0	1 1
51 Carlos Ruiz, R (1, 2) OBP: 0.371, SLG: 0.385		C SL 86 X SL 84 0-1 1-2 2-H 1B		B SI 90 C SI 89 B CH 80 F SI 90 B SI 90 F SI 90 X SI 90 3-2 L8		B SL 84 C SL 84 B CH 80 B SI 90 X SI 89 3-1 G6-3			B FF 96 B FF 94 C FF 95 B FF 96 X FF 94 3-1 11 3B 2B	4	1	2	1	0	0	2
34 Roy Halladay, R (1, 1) OBP: 0.137, SLG: 0.141 57 David Herndon, R (9, 1) 24 Brandon Moss, L (9, PH)		F SI 91 C SI 91 B SI 92 B SL 83 S SI 92 2-3 K		X SI 88 0-0 SH3-4 1-2		X SI 90 0-0 G4-3			B FF 96 F FF 96 F FC 89 S FF 96 1-3 K	2 0 1	0 0 0	0 0 0	0 0 0	0 0 1	1 0 1	3 0 1
Inning Stats	R: 0 E: 0 K: 0 S: 7 H: 0 LOB: 0 BB: 0 P: 11	R: 1 E: 1 K: 2 S: 14 H: 2 LOB: 2 BB: 0 P: 20	R: 0 E: 1 K: 2 S: 16 H: 2 LOB: 3 BB: 0 P: 23	R: 0 E: 0 K: 0 S: 13 H: 1 LOB: 2 BB: 1 P: 23	R: 0 E: 0 K: 0 S: 6 H: 1 LOB: 0 BB: 0 P: 7	R: 0 E: 0 K: 0 S: 6 H: 1 LOB: 1 BB: 0 P: 11	R: 0 E: 0 K: 0 S: 7 H: 0 LOB: 0 BB: 0 P: 11	R: 0 E: 0 K: 2 S: 8 H: 0 LOB: 1 BB: 1 P: 19	R: 2 E: 0 K: 1 S: 13 H: 3 LOB: 1 BB: 0 P: 19	1B: 7 2B: 3 3B: 1 HR: 0 SF: 0 SAC: 1 DP: 1 HBP: 0						

livebaseballscorecards.com

AB	37
R	3
H	10
RBI	3
BB	2
SO	7
LOB	19

WP: 0 PB: 0 SB: 0 CS: 0 PA: 40

PITCHER		IP	WLS	BF	H	R	ER	SO	BB	IBB	HBP	BLK	WP	HR	S	P	ERA	WHIP
26 Kyle Lohse, R ERA: 3.47	(1, 1)	7.1	W	31	7	1	0	5	1	0	0	0	0	0	72	112	0.00	1.091
34 Marc Rzepczynski, L ERA: 3.24	(8, 1)	0.2	H	3	0	0	0	1	1	0	0	0	0	0	5	13	0.00	1.500
30 Jason Motte, R ERA: 1.81	(9, 1)	0.2	H	4	2	2	2	1	0	0	0	0	0	0	8	12	27.00	3.000
53 Arthur Rhodes, L ERA: 4.78	(9, 1)	0.0		1	1	0	0	0	0	0	0	0	0	0	1	2	∞	∞
28 Octavio Dotel, R ERA: 3.67	(9, 1)	0.1	S	1	0	0	0	0	0	0	0	0	0	0	4	5	0.00	0.000

PITCHER	IP	WLS	BF	H	R	ER	SO	BB	IBB	HBP	BLK	WP	HR	S	P	ERA	WHIP

Batter	1	2	3	4	5	6	7	8	9	10	AB	R	H	RBI	BB	SO	LOB
20 Ian Desmond, R (1, 6) OBP: 0.293, SLG: 0.352	B SI 89 C SI 90 B SI 90 C SI 90 C FC 87 2-3 K ①		H SI 90 1-0 2 1B HBP		F SI 90 X FC 87 0-1 G6-3 ③		X FF 91 0-0 FC2 2 HR 1-2 3-H ②		B CH 83 X FF 94 1-0 2 S 1B		4	1	1	0	0	1	2
2 Roger Bernadina, L (1, 9) OBP: 0.307, SLG: 0.366	C FC 88 B SI 89 B SI 90 F FC 87 F SI 90 T FC 89 2-2 K ②		B FC 87 X CH 82 1-0 1-2 2-3 1B			B CH 80 X CH 80 1-0 G4-3 ①	B CH 80 B FF 91 X FF 89 2-0 1-H 2-H HR		B FF 94 1 SAFE F CH 84 D CH 82 F CH 82 B FC 91 F CH 82 X FC 91 3-2 P2 ③ 1-2		5	1	2	3	0	1	1
24 Rick Ankiel, L (1, 8) OBP: 0.306, SLG: 0.373	C SI 90 X FC 88 0-1 F8 ③		B FC 87 F FC 86 X SI 91 1-1 G4-3 ③			B SI 88 B FC 85 X SI 89 2-0 19 E 1B	B CH 82 C SI 92 S CH 82 S FF 93 1-3 K ③			X FF 92 0-0 G4-3 ①	5	0	1	0	0	1	3
14 Chris Marrero, R (1, 3) OBP: 0.299, SLG: 0.325		C SI 89 S SI 89 F SI 90 X FC 87 0-2 F7 ①		C FC 86 B FC 86 B SI 89 B SI 89 X FC 86 3-1 F9 ①		S SI 89 1 SAFE C SI 90 T SI 90 0-2 K ②		B FF 90 B FF 91 B FF 90 C FF 91 X FF 91 3-1 8 G3-1 43 SH1-4 1B		C FF 92 C SL 84 B SL 82 X FF 93 1-2 G5-3 ②	5	0	1	0	0	1	1
19 Laynce Nix, L (1, 7) OBP: 0.302, SLG: 0.460 43 Brian Bixler, R (8, PH) OBP: 0.270, SLG: 0.268 (8, 7) 38 Michael Morse, R (10, PH) OBP: 0.359, SLG: 0.539 (10, 7)		X FC 87 0-0 G4-3 ②		C SI 90 F FC 86 B CH 85 B FC 88 B SI 90 X FC 87 3-2 F9 ②		B SI 91 1 SAFE 1 SAFE X SI 89 1-0 E4 1-3		X FF 90 0-0 SH1-4 ① 1-2		B FF 93 C SL 83 F SL 82 B FF 94 B SL 80 B SL 78 4-2 8 PB 11 1B BB	3 0 0	0 0 1	0 0 0	0 0 0	0 0 1	0 0 0	1 0 0
8 Danny Espinosa, S (1, 4) OBP: 0.321, SLG: 0.408		B SI 89 C SI 89 B FC 87 X FC 87 2-1 L9 ③		B CH 80 B CH 81 C SI 88 X FC 86 2-1 2B		F FC 87 F SI 89 C FC 89 0-3 K ③		F SL 80 B SL 81 F SL 79 B FF 88 X SL 81 2-2 G3-1 ② 2-3		B SL 78 I IN 54 I IN 56 I IN 55 4-0 11 1B 1-2 IBB	4	0	1	0	1	1	3
26 Jesus Flores, R (1, 2) OBP: 0.264, SLG: 0.329 11 Ryan Zimmerman, R (10, PH) OBP: 0.353, SLG: 0.457 22 Drew Storen, S (10, 1)			F SI 89 S FC 87 F SI 90 X SL 81 0-2 F8 ① B SI 90 X FC 86 1-0 P1 ③				B FF 90 C FF 90 S CH 81 B SL 84 F SL 83 S SL 84 2-3 K ① B SL 81 S SL 82 F FF 90 S SL 83 1-3 K ③			D SL 82 C FF 93 X SL 82 1-1 1-3 2-H 1B	4 1 0	0 0 0	0 1 0	0 1 0	0 0 0	2 0 0	2 0 0
1 Steve Lombardozzi, S (1, 5) OBP: 0.200, SLG: 0.167			B SI 90 B FC 87 C SI 90 X SI 91 2-1 2 1B 46 SH1-3 1B		C SI 87 C FC 86 X FC 87 0-2 G6-3 ①		X FF 90 0-0 13 1B 20 FC2 1B		C FF 91 X CH 84 0-1 F9 ① B FF 93 B FF 93 F FF 93 X FF 92 2-1 L9 ③		5	0	2	0	0	0	2
46 Tommy Milone, L (1, 1) OBP: 0.200, SLG: 0.800 13 Alex Cora, L (7, PH) OBP: 0.286, SLG: 0.261 45 Doug Slaten, L (7, 1) 36 Tyler Clippard, R (7, 1) 17 Sean Burnett, L (8, 1) OBP: 1.000, SLG: 1.000 30 Jonny Gomes, R (9, PH) OBP: 0.330, SLG: 0.391 32 Tom Gorzelanny, R (9, 1) OBP: 0.167, SLG: 0.167 7 Ivan Rodriguez, R (10, 2) OBP: 0.273, SLG: 0.322			T FC 87 X FC 86 0-1 SH1-3 ② 1-2		F FC 86 C FC 86 B FC 87 B FC 87 B SI 90 X SI 90 3-2 F7 ②		B CH 80 B FF 90 C FF 89 1 SAFE C FF 91 F SL 82 X SL 84 2-2 20 FC2 2 HR 1-3 1B		B CH 83 C FF 94 S FF 94 C FF 95 1-3 K ②		1 1 0 0 0 1 0 0	0 1 0 0 0 0 0 0	0 1 0 0 0 0 0 0	0 1 0 0 0 1 0 0	0 0 0 0 0 0 0 0	0 0 0 0 0 0 0 0	0 0 0 0 0 0 0 0
Inning Stats	R: 0 E: 0 K: 2 S: 9 H: 0 LOB: 0 BB: 0 P: 13	R: 0 E: 0 K: 0 S: 7 H: 0 LOB: 0 BB: 0 P: 9	R: 0 E: 0 K: 0 S: 11 H: 2 LOB: 3 BB: 0 P: 16	R: 0 E: 0 K: 0 S: 8 H: 1 LOB: 1 BB: 0 P: 17	R: 0 E: 0 K: 0 S: 8 H: 0 LOB: 0 BB: 0 P: 11	R: 0 E: 1 K: 2 S: 9 H: 1 LOB: 2 BB: 0 P: 13	R: 3 E: 0 K: 2 S: 14 H: 3 LOB: 0 BB: 0 P: 21	R: 0 E: 0 K: 1 S: 9 H: 1 LOB: 1 BB: 0 P: 15	R: 0 E: 0 K: 1 S: 10 H: 1 LOB: 1 BB: 0 P: 15	R: 1 E: 0 K: 0 S: 10 H: 1 LOB: 2 BB: 2 P: 22	1B: 8 2B: 1 3B: 0 HR: 1	SF: 0 SAC: 2 DP: 0 HBP: 1	WP: 0 PB: 1 SB: 1 CS: 0	PA: 44			

PITCHER	IP	WLS	BF	H	R	ER	SO	BB	IBB	HBP	BLK	WP	HR	S	P	ERA	WHIP
38 Kyle Kendrick, R (1, 1) ERA: 3.04	6.0		24	4	0	0	4	0	0	1	0	0	0	52	79	0.00	0.667
39 Michael Schwimer, R (7, 1) ERA: 6.97	1.0		6	3	3	3	2	0	0	0	0	0	1	14	21	27.00	3.000
55 Joe Savery, L (8, 1) ERA:	0.1		2	1	0	0	0	0	0	0	0	0	0	3	6	0.00	3.000
54 Brad Lidge, R (8, 1) ERA: 1.13	0.2		2	0	0	0	1	0	0	0	0	0	0	6	9	0.00	0.000
46 Ryan Madson, R (9, 1) ERA: 2.5	1.0		4	1	0	0	1	0	0	0	0	0	0	10	15	0.00	1.000

PITCHER	IP	WLS	BF	H	R	ER	SO	BB	IBB	HBP	BLK	WP	HR	S	P	ERA	WHIP
40 Michael Stutes, R (10, 1) ERA: 3.86	1.0	L	6	1	1	1	0	1	1	0	0	0	0	10	22	9.00	2.000

TOP

Washington Nationals @ Philadelphia Phillies

Citizens Bank Park, Philadelphia, PA

Tue Sep 20 2011, 1:09 PM - 4:36 PM EDT

Att. 44,263 - Overcast - 68 F

livebaseballscorecards.com

AB	39
R	4
H	10
RBI	4
BB	2
SO	8
LOB	15

Washington Nationals @ Philadelphia Phillies

Citizens Bank Park, Philadelphia, PA

Tue Sep 20 2011, 1:09 PM - 4:36 PM EDT

Att. 44,263 - Overcast - 68 F

livebaseballscorecards.com

BOTTOM

Batter	1	2	3	4	5	6	7	8	9	10	AB	R	H	RBI	BB	SO	LOB
8 Shane Victorino, S (1, 8) OBP: 0.363, SLG: 0.502	C FF 86 B FC 84 B CH 80 B CH 80 X FF 88 3-1 P6 ①		B CH 80 C FF 87 B FC 85 X FF 88 2-1 G5-3 ①		B CH 80 C FC 85 C CU 76 X FF 86 1-2 P6 ③		B CH 80 B FF 92 C CH 79 X CH 79 2-1 G4-3 ①		B SI 90 C SI 90 X CH 83 1-1 10 FC5 21 SH5-3 1B	C SL 83 X SI 93 0-1 G6-3 ③	3	0	0	0	0	0	1
16 John Bowker, L (6, 3) OBP: 0.214, SLG: 0.192											1	0	0	0	0	0	0
27 Placido Polanco, R (9, PH) OBP: 0.343, SLG: 0.346											1	0	1	0	0	0	0
9 Domonic Brown, L (9, PR) OBP: 0.335, SLG: 0.393											0	0	0	0	0	0	0
7 Ross Gload, L (10, 3) OBP: 0.275, SLG: 0.311											1	0	0	0	0	0	2
21 Wilson Valdez, R (1, 6) OBP: 0.296, SLG: 0.345	C FF 87 F FF 85 B FF 87 B CH 78 C FC 86 2-3 K ②		C FF 88 C FF 86 B FC 85 B CU 73 F CH 80 X FC 85 2-2 G4-3 ②			C FF 87 F FC 85 B CU 72 F CH 79 B FF 87 X FF 88 2-2 3 1B 1B	B FF 91 B FF 92 B FC 86 B FF 93 4-0 15 1B BB		L SI 90 L FF 89 X SL 78 0-2 SH5-3 ① 1-2		3	0	1	0	1	1	0
15 John Mayberry Jr., R (1, 3) OBP: 0.336, SLG: 0.519	C FF 88 B FF 88 S CU 74 B FC 86 X CH 79 2-2 3 1B 1B		S FF 86 X FF 88 0-1 P4 ③			1 SAFE 1 SAFE B FF 87 B CH 80 X CH 80 2-0 F7 ①	C FC 87 X FC 88 0-1 1-2 1B		I IN 67 I IN 70 I IN 71 I IN 71 4-0 10 FC5 IBB		4	0	2	0	1	0	1
3 Hunter Pence, R (1, 9) OBP: 0.368, SLG: 0.494	C FF 88 C FF 88 D CU 74 X FF 88 1-2 1-2 1B			F CH 80 S CH 78 B FF 87 X FC 84 1-2 G1-3 ①		X FC 85 0-0 1-3 1B	S CH 80 2 SAFE S CH 80 S CH 80 0-3 K ②		B SL 80 X SL 81 1-0 F6 ②		3	0	2	0	0	0	0
24 Brandon Moss, L (6, PR) (7, 9)											2	0	0	0	0	1	4
10 Ben Francisco, R (1, 7) OBP: 0.333, SLG: 0.360	X FC 86 0-0 L5 ③			B CH 80 B FF 88 B FC 86 C FF 88 X FF 89 3-1 G4-3 ②		1 SAFE C FF 87 B FF 86 X FC 86 1-1 P3 ②	C FF 91 D CU 77 S CH 80 B FF 92 B CH 80 X CH 82 3-2 F7 ③		B SI 86 F CH 86 B SI 91 B CH 85 X CH 86 3-1 FC5 ③ 1-2 2-3f		5	0	0	0	0	0	8
31 Erik Kratz, R (1, 2) OBP: 0.200, SLG: 0.400		B FF 86 F CH 80 S CH 80 X FF 87 1-2 P2 ①		C FF 88 F FC 86 B FF 89 F CU 74 B CH 79 X CH 79 2-2 F9 ③		T CH 81 B FF 88 S CU 76 B CU 74 S CH 79 2-3 K ③		X SI 92 0-0 F7 ①		X FF 95 0-0 2B	5	0	1	0	0	1	2
5 Pete Orr, L (1, 4) OBP: 0.287, SLG: 0.258		C FF 87 X FF 88 0-1 G3 ②			B FF 88 S FC 85 S FC 86 F CH 79 B FC 86 F CU 74 H FF 88 3-2 38 SH1-4 HBP		C FF 88 X SI 88 0-1 7 1B 29 HR 1B	B SI 92 C SI 92 F SI 91 B SL 80 X SI 92 2-2 G4-3 ②		B SI 95 F SL 84 B SL 84 B SI 93 F FF 92 F SL 82 F SL 84 F SI 94 F FF 95 3-2 F SI 93 X SI 94 L6 ①	4	1	1	0	0	0	1
7 Michael Martinez, S (1, 5) OBP: 0.261, SLG: 0.286	C FF 88 C FF 86 B CU 74 X CU 73 1-2 E5				C FF 89 X CH 80 0-1 F8 ①	F SI 88 B SI 89 X CH 83 1-1 1-2 29 HR 1B	S CH 84 S SL 76 B FF 92 B SI 92 F SI 92 F SI 92 B SI 92 B SI 93 4-2 BB			C SL 85 B SI 94 C SL 84 D SL 85 B SI 95 S SL 84 3-3 K ②	3	1	1	0	1	0	1
23 Brian Schneider, L (10, PH) OBP: 0.233, SLG: 0.254											1	0	0	0	0	1	1
38 Kyle Kendrick, R (1, 1) 39 Michael Schwimer, R (7, 1) 51 Carlos Ruiz, R (7, PH) 29 Raul Ibanez, L (7, PH) 55 Joe Savery, L (8, 1) 54 Brad Lidge, R (8, 1) 11 Jimmy Rollins, S (8, PH) 46 Ryan Madson, L (9, 1) 40 Michael Stutes, R (10, 1) 26 Chase Utley, L (10, PH)	C FF 87 C FF 88 X CU 74 0-2 G5-3 ③				C FF 87 X FF 88 0-1 1-2 SH1-4 ②		S CH 78 C CH 80 X FF 92 0-2 1-H 2-H HR	C CH 84 F SL 77 D CH 85 X CH 85 1-2 F9 ③	I IN 77 I IN 79 I IN 82 I IN 80 4-0 IBB		1 0 0 0 0 0 1 0 0	0 0 0 1 0 0 0 0 0	0 0 0 3 0 0 0 0 0	0 0 0 0 0 0 0 0 0	0 0 0 0 0 0 0 0 0	0 0 0 0 0 0 1 0 0	1 0 0 0 0 0 1 0 0
Inning Stats	R: 0 E: 0 K: 1 S: 12 H: 2 LOB: 2 BB: 0 P: 20	R: 0 E: 1 K: 0 S: 11 H: 0 LOB: 1 BB: 0 P: 13	R: 0 E: 0 K: 0 S: 8 H: 0 LOB: 0 BB: 0 P: 12	R: 0 E: 0 K: 0 S: 9 H: 0 LOB: 0 BB: 0 P: 15	R: 0 E: 0 K: 0 S: 11 H: 0 LOB: 1 BB: 0 P: 15	R: 0 E: 0 K: 1 S: 11 H: 2 LOB: 2 BB: 0 P: 18	R: 3 E: 0 K: 1 S: 17 H: 4 LOB: 2 BB: 1 P: 27	R: 0 E: 0 K: 0 S: 11 H: 0 LOB: 1 BB: 1 P: 18	R: 0 E: 0 K: 0 S: 8 H: 1 LOB: 2 BB: 1 P: 17	R: 0 E: 0 K: 1 S: 14 H: 1 LOB: 2 BB: 1 P: 24	1B: 8 2B: 1 3B: 0 HR: 1 SF: 0 SAC: 2 DP: 0 HBP: 1						

PITCHER		IP	WLS	BF	H	R	ER	SO	BB	IBB	HBP	BLK	WP	HR	S	P	ERA	WHIP
46 Tommy Milone, L ERA: 3.32	(1, 1)	6.0		24	4	0	0	2	0	0	1	0	0	0	62	93	0.00	0.667
45 Doug Slaten, L ERA: 4.2	(7, 1)	0.0		2	2	2	2	0	0	0	0	0	0	0	4	5	∞	∞
36 Tyler Clippard, R ERA: 1.92	(7, 1)	1.0	B	6	2	1	1	1	1	0	0	0	0	1	13	22	9.00	3.000
17 Sean Burnett, L ERA: 3.86	(8, 1)	1.0		4	0	0	0	0	1	0	0	0	0	0	11	18	0.00	1.000
32 Tom Gorzelanny, L ERA: 4.09	(9, 1)	1.0	W	5	1	0	0	0	0	1	0	0	0	0	8	17	0.00	1.000

PITCHER		IP	WLS	BF	H	R	ER	SO	BB	IBB	HBP	BLK	WP	HR	S	P	ERA	WHIP
22 Drew Storen, R ERA: 2.9	(10, 1)	1.0	S	5	1	0	0	1	0	1	0	0	0	0	14	24	0.00	1.000

AB	39
R	3
H	10
RBI	3
BB	4
SO	4
LOB	23

WP: 0 PA: 46
PB: 0
SB: 0
CS: 0

Batter	1	2	3	4	5	6	7	8	9	AB	R	H	RBI	BB	SO	LOB
20 Ian Desmond, R (1, 6) OBP: 0.293, SLG: 0.354	B FF 92 X FC 87 1-0 28 G6-4-3 1B		C SI 92 B FF 91 B SI 92 C CH 85 F SI 92 C FF 92 2-3 ② K		C FF 92 X FC 88 0-1 11 E 2B	B FF 90 X CU 74 1-0 ③ FC4-6 1-2f			C SI 90 F SI 91 S SL 83 0-3 ① K	5	0	2	0	0	2	2
28 Jayson Werth, R (1, 8) OBP: 0.329, SLG: 0.388 24 Rick Ankiel, L (7, 8) OBP: 0.305, SLG: 0.372	1 SAFE C SI 91 B SI 91 C SI 91 X CU 76 1-2 ① ② G6-4-3 1-2f		X CU 74 0-0 ③ F9		C SI 91 C CH 84 C FF 92 0-3 ② K		F CU 72 X FC 84 0-1 38 1B 30 E 2B		B SI 91 X CH 83 1-0 ② L9	4 1	1 0	1 0	0 0	0 0	1 0	2 0
11 Ryan Zimmerman, R (1, 5) OBP: 0.354, SLG: 0.454	F SI 92 B FF 92 B FF 91 B FC 86 X CH 84 3-1 38 FC6-4 1B			C FF 91 C CH 84 X CU 75 0-2 ① G5-3	B FF 91 C SI 91 B SI 92 C FC 87 X CH 84 2-2 E6 2-3		B SI 90 C SI 90 B SI 90 C FF 90 B FF 91 F FC 87 C CU 74 3-3 ① K		B SL 84 B SL 83 B SI 92 C SI 91 B SI 92 4-1 BB	4	0	1	0	1	1	2
38 Michael Morse, R (1, 7) OBP: 0.360, SLG: 0.537 22 Drew Storen, S (9, 1)	C FF 90 C CU 75 B FF 92 B CH 85 X CH 85 2-2 ③ FC6-4 1-2f			C SI 91 X FF 92 0-1 8 1B 30 E 1B	B SI 92 B FC 87 C CU 75 F SI 92 F FC 88 B SI 92 F CU 75 F FF 92 S FC 85 3-3 ③ K		B CU 70 C FF 91 F CU 73 B SI 92 X CH 84 2-2 30 E 2-3 1B		S SI 91 S SL 85 F SL 84 S SI 92 0-3 ③ K	5 0	0 0	2 0	0 0	0 0	2 0	4 0
30 Jonny Gomes, R (1, 9) OBP: 0.326, SLG: 0.386 2 Roger Bernadina, L (9, 9) OBP: 0.307, SLG: 0.366		C FF 91 C FF 91 B CU 76 F SI 92 C SI 92 1-3 ① K	X FC 86 0-0 FC5 8 1B 1-2		C FC 85 B CH 83 C CU 72 B CH 84 F SI 91 C SI 92 2-3 ① K	C CU 74 B CU 74 B FF 91 3 SAFE X CH 84 2-1 ② P3 1-2 3-H			4 0	0 0	0 0	0 0	0 0	2 0	2 0
8 Danny Espinosa, S (1, 4) OBP: 0.324, SLG: 0.416		B CH 86 X FF 91 1-0 HR	B SI 91 B FC 87 X FC 86 2-0 1-2 2-3 1B		S SI 92 X FF 93 0-1 3 1B 48 1B 1B	B SI 91 F FF 92 F FF 92 X CU 74 1-2 ③ G5-3			4	2	3	1	0	0	1
14 Chris Marrero, R (1, 3) OBP: 0.286, SLG: 0.310		C CH 85 F CU 74 S CH 85 0-3 ② K	C SI 91 C SI 92 S SI 92 0-3 ② K		1 SAFE S CH 84 X FF 90 0-1 ② P4			F FF 91 X FF 92 0-1 ① F7	4	0	0	0	0	2	4
3 Wilson Ramos, R (1, 2) OBP: 0.328, SLG: 0.430		B FF 91 F SI 92 C CU 74 F CU 75 B FC 85 X CH 84 2-2 ③ G6-3	B SI 91 C FF 91 X CH 85 1-1 ③ G6-3		F FC 86 X CH 83 0-1 48 1B 1-2 1B			B SL 82 C SL 82 C SL 82 X FF 93 1-2 ② G6-3	4	0	1	0	0	0	3
48 Ross Detwiler, R (1, 1) OBP: 0.118, SLG: 0.118 63 Henry Alberto Rodriguez, R (8, 1) 43 Brian Bixler, R (9, 7) OBP: 0.270, SLG: 0.268			B FF 90 C SI 90 S SI 91 S SI 92 1-3 ① K		B SI 91 C FF 91 X SI 91 1-1 ① G3	F SI 90 C SI 91 B FF 91 X FF 91 1-2 20 FC4-6 1-3 2-H 1B		B FF 92 X FF 92 1-0 ③ F9	4 0 0	0 0 0	1 0 0	1 0 0	0 0 0	1 0 0	0 0 0
Inning Stats	R: 0 E: 0 K: 0 S: 9 H: 2 LOB: 1 BB: 0 P: 16	R: 1 E: 0 K: 2 S: 12 H: 1 LOB: 0 BB: 0 P: 16	R: 0 E: 0 K: 2 S: 8 H: 0 LOB: 0 BB: 0 P: 11	R: 0 E: 1 K: 1 S: 12 H: 2 LOB: 3 BB: 0 P: 15	R: 0 E: 1 K: 2 S: 16 H: 1 LOB: 2 BB: 0 P: 22	R: 1 E: 0 K: 1 S: 14 H: 3 LOB: 2 BB: 0 P: 18	R: 1 E: 1 K: 1 S: 14 H: 2 LOB: 1 BB: 0 P: 22	R: 0 E: 0 K: 0 S: 6 H: 0 LOB: 0 BB: 0 P: 8	R: 0 E: 0 K: 2 S: 9 H: 0 LOB: 1 BB: 1 P: 14	1B: 8 2B: 2 3B: 0 HR: 1 SF: 0 SAC: 0 DP: 1 HBP: 0						

PITCHER		IP	WLS	BF	H	R	ER	SO	BB	IBB	HBP	BLK	WP	HR	S	P	ERA	WHIP
33 Cliff Lee, L ERA: 2.38	(1, 1)	7.0	L	33	11	3	2	9	0	0	0	0	0	1	85	120	2.57	1.571
37 Justin De Fratus, R ERA:	(8, 1)	1.0		3	0	0	0	0	0	0	0	0	0	0	6	8	0.00	0.000
57 David Herndon, R ERA: 3.42	(9, 1)	1.0		4	0	0	0	2	1	0	0	0	0	0	9	14	0.00	1.000

PITCHER	IP	WLS	BF	H	R	ER	SO	BB	IBB	HBP	BLK	WP	HR	S	P	ERA	WHIP

TOP

Washington Nationals @ Philadelphia Phillies

Citizens Bank Park, Philadelphia, PA

Tue Sep 20 2011, 7:07 PM - 9:41 PM EDT

Att. 45,408 - Cloudy - 69 F

livebaseballscorecards.com

AB	39
R	3
H	11
RBI	2
BB	1
SO	11
LOB	20

WP: 0 PA: 40
PB: 0
SB: 0
CS: 0

Batter	1	2	3	4	5	6	7	8	9	AB	R	H	RBI	BB	SO	LOB
11 Jimmy Rollins, S (1, 6) OBP: 0.336, SLG: 0.394	B SI 91 B SI 91 C SI 91 X SI 91 2-1 ① G5-3			C FF 90 X CH 85 0-1 ① G6-3			C SI 92 B SI 92 X SI 90 1-1 ① F9		C SL 82 B CH 87 X SI 93 1-1 ① L9	4	0	0	0	0	0	0
27 Placido Polanco, R (1, 5) OBP: 0.344, SLG: 0.346	C SI 91 X CH 84 0-1 ② L4			C SI 91 B FF 93 C SL 80 X SL 82 1-2 8 G5-4-3 1B			C SI 92 B FF 94 B CH 85 F SI 93 B FF 94 B FF 91 4-2 26 HBP BB		C FF 94 F SI 93 F CH 89 F SI 95 B SL 86 C SL 85 1-3 ② K	3	0	1	0	1	1	0
8 Shane Victorino, S (1, 8) OBP: 0.361, SLG: 0.498	B SI 92 X SI 92 1-0 ③ L5			X CH 85 0-0 ② ③ G5-4-3 1-2f			B SI 91 C SI 92 S FF 93 X CH 87 1-2 ② F8		C SI 92 B CH 86 F SI 94 S SL 85 1-3 ③ K	4	0	0	0	0	1	2
26 Chase Utley, L (1, 4) OBP: 0.343, SLG: 0.427		C FF 91 B FF 92 B SL 78 B FF 93 C FF 93 X SI 93 3-2 ① G3-1			C FF 91 X FF 93 0-1 ① F9		C FF 94 F FF 94 D SL 81 B FF 95 H SI 94 3-2 1-2 HBP			2	0	0	0	0	0	0
15 John Mayberry Jr., R (1, 3) OBP: 0.332, SLG: 0.512		C SI 92 X CH 84 0-1 ② F7			C CH 84 S CH 83 C CH 84 0-3 ② K		X SI 92 0-0 ③ F9			3	0	0	0	0	1	2
29 Raul Ibanez, L (1, 7) OBP: 0.287, SLG: 0.424		C FF 93 T SL 80 S FF 94 0-3 ③ K			B SL 80 B SL 79 F FF 93 B FF 93 X SI 93 3-1 ③ G4-3			B FF 94 B SI 92 C FF 94 X FF 94 2-1 ① P5		3	0	0	0	0	1	0
10 Ben Francisco, R (1, 9) OBP: 0.337, SLG: 0.364			B SI 91 X SI 90 1-0 33 B5-6-4 1B			C SI 90 X FF 92 0-1 ① G1-4-3		B FF 94 B CH 87 C SI 94 X SI 93 2-1 1B		3	0	2	0	0	0	0
51 Carlos Ruiz, R (1, 2) OBP: 0.369, SLG: 0.382			B FF 91 F SI 91 D SL 79 D SI 91 X FF 92 3-1 ① L8			B CH 83 X SI 92 1-0 ② G1-6-3		B FF 96 F FF 96 F FF 99 F FF 99 S SL 85 1-3 ② K		3	0	0	0	0	1	2
33 Cliff Lee, L (1, 1) OBP: 0.213, SLG: 0.315 37 Justin De Fratus, S (8, 1) 7 Ross Gload, L (8, PH) OBP: 0.273, SLG: 0.308 57 David Herndon, R (9, 1)			F FF 93 B SL 81 X FF 93 1-1 ② ③ B5-6-4 1-2f			C FF 93 B FF 94 C SL 79 S FF 94 1-3 ③ K		B SI 99 X FF 99 1-0 ③ G4-3		2 0 1 0	0 0 0 0	0 0 0 0	0 0 0 0	0 0 0 0	1 0 0 0	1 0 1 0
Inning Stats	R: 0 E: 0 K: 0 S: 5 H: 0 LOB: 0 BB: 0 P: 8	R: 0 E: 0 K: 1 S: 8 H: 0 LOB: 0 BB: 0 P: 11	R: 0 E: 0 K: 0 S: 5 H: 1 LOB: 0 BB: 0 P: 10	R: 0 E: 0 K: 0 S: 6 H: 1 LOB: 0 BB: 0 P: 7	R: 0 E: 0 K: 1 S: 7 H: 0 LOB: 0 BB: 0 P: 10	R: 0 E: 0 K: 1 S: 6 H: 0 LOB: 0 BB: 0 P: 8	R: 0 E: 0 K: 0 S: 10 H: 0 LOB: 2 BB: 1 P: 19	R: 0 E: 0 K: 1 S: 9 H: 1 LOB: 1 BB: 0 P: 15	R: 0 E: 0 K: 2 S: 10 H: 0 LOB: 0 BB: 0 P: 13	1B: 3 2B: 0 3B: 0 HR: 0 SF: 0 SAC: 0 DP: 2 HBP: 1						

PITCHER		IP	WLS	BF	H	R	ER	SO	BB	IBB	HBP	BLK	WP	HR	S	P	ERA	WHIP
48 Ross Detwiler, L ERA: 3.3	(1, 1)	7.1	W	25	3	0	0	3	1	0	1	0	0	0	51	81	0.00	0.545
63 Henry Alberto Rodriguez, R ERA: 3.65	(8, 1)	0.2	H	2	0	0	0	1	0	0	0	0	0	0	5	7	0.00	0.000
22 Drew Storen, R ERA: 2.86	(9, 1)	1.0	S	3	0	0	0	2	0	0	0	0	0	0	10	13	0.00	0.000

PITCHER		IP	WLS	BF	H	R	ER	SO	BB	IBB	HBP	BLK	WP	HR	S	P	ERA	WHIP

BOTTOM

Washington Nationals @ Philadelphia Phillies

Citizens Bank Park, Philadelphia, PA

Tue Sep 20 2011, 7:07 PM - 9:41 PM EDT

Att. 45,408 - Cloudy - 69 F

livebaseballscorecards.com

AB	28
R	0
H	3
RBI	0
BB	1
SO	6
LOB	8



WP: 0 PA: 30
PB: 0
SB: 0
CS: 0

Batter	1	2	3	4	5	6	7	8	9	AB	R	H	RBI	BB	SO	LOB
20 Ian Desmond, R (1, 6) OBP: 0.293, SLG: 0.353	F FC 88 B FF 86 B SL 86 B FF 90 C SI 90 C SI 89 3-3 ① K		B SI 87 C SL 85 C FC 88 X SL 84 1-2 ① G6-3		F SL 85 C SI 90 C SI 90 0-3 ② K		X FF 90 0-0 ① F8	1 SAFE X FF 92 0-0 1-2 1B		5	0	1	0	0	2	1
2 Roger Bernadina, L (1, 9) OBP: 0.305, SLG: 0.366	C FF 91 B KC 78 B CH 80 X FC 92 2-1 ② L7		S CH 82 B CH 83 F FF 92 X SI 89 1-2 ② P6		B SL 85 C SI 90 X CH 84 1-1 ③ G3-1		L FF 90 S FC 85 B FF 91 X CH 82 1-2 2B	C FF 91 B SL 82 C SL 82 F SL 83 S FF 92 1-3 ② K		5	0	1	0	0	1	3
11 Ryan Zimmerman, R (1, 5) OBP: 0.352, SLG: 0.449	C FC 91 B FF 89 B SL 87 B SI 91 B SI 91 4-1 BB		B FF 90 C SI 91 C CH 85 B SI 91 F FF 91 C SI 91 2-3 ③ K			B SI 89 C FF 91 F FF 89 X SL 86 1-2 ① G4-3	S FC 87 B FF 91 B FC 86 F FF 91 S FF 90 2-3 ② K	B FF 92 X SL 84 1-0 ③ F7		4	0	0	0	1	2	3
38 Michael Morse, R (1, 7) OBP: 0.362, SLG: 0.537 43 Brian Bixler, R (9, PR) OBP: 0.270, SLG: 0.268 (9, 7)	X SL 86 0-0 ③ F9			B FF 88 F FF 90 B FF 90 B SL 85 F FF 90 F SI 91 B SI 90 4-2 14 FC6-4 BB		B FF 89 C FF 91 X FF 91 1-1 8 HR 1B	X SI 91 0-0 ③ F8		S SL 81 B CH 80 F FF 92 X FF 94 1-2 14 CS 1B	4 0	1 0	2 0	0 0	1 0	0 0	2 0
8 Danny Espinosa, S (1, 4) OBP: 0.324, SLG: 0.420		X FF 90 0-0 ① F7		C FF 89 B SL 85 B FF 90 T SL 85 S SI 88 2-3 ① K		X CH 83 0-0 1-H HR		H FF 93 1-0 24 FC1 14 BB 24 E HBP	1 SAFE S CH 80 X CH 80 0-1 ① F8	4	2	1	2	0	1	2
14 Chris Marrero, R (1, 3) OBP: 0.302, SLG: 0.330		C FF 89 B SL 87 X FF 91 1-1 3 HR 1B		B KC 72 B FC 88 X FF 90 2-0 ② FC6-4 1-2f		C SL 88 F FF 91 X SI 91 0-2 2B		B FF 92 D SL 82 B FF 91 B FF 92 4-0 24 E 3 1B 1-2 BB	1 SAFE 1 SAFE C FF 91 X CH 81 0-1 ② ③ F7 1-2	4	2	2	0	1	0	2
24 Rick Ankiel, L (1, 8) OBP: 0.302, SLG: 0.368		B SL 84 F FF 88 S SL 83 C FF 89 1-3 ② K		C FF 89 B FF 89 B CH 83 C FC 90 T SL 88 2-2 ③ K		B FF 91 B CH 83 B SI 87 C FF 91 S FF 91 X SI 90 3-2 ② F7		M SL 82 X SL 81 0-1 FC1 3 1B 30 SF7 1-3 2-H		4	1	0	0	0	2	4
3 Wilson Ramos, R (1, 2) OBP: 0.334, SLG: 0.443		X SL 86 0-0 1-H HR			B FF 90 X SI 91 1-0 31 SH2-4 1B	I IN 71 I IN 76 I IN 74 I IN 73 4-0 IBB		C FF 92 B FF 92 B SL 82 X SL 81 2-1 20 1B 2-3 3-H 1B		3	1	3	3	1	0	0
31 John Lannan, L (1, 1) OBP: 0.136, SLG: 0.143 13 Alex Cora, L (6, PH) OBP: 0.284, SLG: 0.260 35 Craig Stammen, R (6, 1) OBP: 1.000, SLG: 1.000 30 Jonny Gomes, R (8, PH) OBP: 0.325, SLG: 0.386 59 Atahualpa Severino, L (8, 1) 60 Todd Coffey, R (8, 1) 63 Henry Alberto Rodriguez, R (9, 1)		C FC 92 B FF 91 B FF 91 X FC 89 2-1 ③ F8			B X SL 88 1-0 ① SH2-4 1-2	F FF 90 B FF 90 X FF 90 1-1 ③ G4-3		S SL 83 X SL 82 0-1 ① SF7 3-H		1 1 0 0 0 0 0	0 0 0 0 0 0 0	0 0 0 1 0 0 0	0 0 0 0 0 0 0	0 0 0 0 0 0 0	0 2 0 0 0 0 0	0 0 0 0 0 0 0

TOP

Washington Nationals @ Philadelphia Phillies
Citizens Bank Park, Philadelphia, PA
Wed Sep 21 2011, 7:09 PM - 10:05 PM EDT
Att. 45,083 - Cloudy - 70 F

livebaseballscorecards.com

AB	35
R	7
H	10
RBI	6
BB	4
SO	8
LOB	19

Inning Stats	1	2	3	4	5	6	7	8	9	1B: 6	SF: 1	WP: 0	PA: 42
	R: 0 E: 0 K: 1 S: 7	H: 0 LOB: 1 BB: 1 P: 16	R: 2 E: 0 K: 1 S: 9	H: 2 LOB: 0 BB: 0 P: 13	R: 0 E: 0 K: 1 S: 10	H: 0 LOB: 0 BB: 0 P: 14	R: 0 E: 0 K: 2 S: 10	H: 0 LOB: 1 BB: 1 P: 20	R: 0 E: 0 K: 1 S: 7	H: 1 LOB: 2 BB: 0 P: 10	R: 2 E: 0 K: 0 S: 14	H: 3 LOB: 2 BB: 1 P: 24	R: 0 E: 0 K: 1 S: 8	H: 1 LOB: 1 BB: 0 P: 11	R: 3 E: 1 K: 1 S: 12	H: 2 LOB: 2 BB: 1 P: 21	R: 0 E: 0 K: 0 S: 7	H: 1 LOB: 1 BB: 0 P: 8	2B: 2 3B: 0 HR: 2	SAC: 1 DP: 0 HBP: 1	PB: 0 SB: 0 CS: 1	

PITCHER		IP	WLS	BF	H	R	ER	SO	BB	IBB	HBP	BLK	WP	HR	S	P	ERA	WHIP
49 Vance Worley, R ERA: 3.0	(1, 1)	6.0	L	27	6	4	4	6	2	1	0	0	0	2	57	97	6.00	1.333
56 Joe Blanton, R ERA: 5.3	(7, 1)	1.0		4	1	0	0	1	0	0	0	0	0	0	8	11	0.00	1.000
37 Justin De Fratus, R ERA: 4.5	(8, 1)	0.0		2	0	2	2	0	1	0	1	0	0	0	0	5	∞	∞
37 Antonio Bastardo, L ERA: 2.22	(8, 1)	1.0		6	2	1	0	1	0	0	0	0	0	0	12	16	0.00	2.000
39 Michael Schwimer, R ERA: 6.35	(9, 1)	1.0		3	1	0	0	0	0	0	0	0	0	0	7	8	0.00	1.000

PITCHER	IP	WLS	BF	H	R	ER	SO	BB	IBB	HBP	BLK	WP	HR	S	P	ERA	WHIP

Batter	1	2	3	4	5	6	7	8	9	AB	R	H	RBI	BB	SO	LOB
11 Jimmy Rollins, S (1, 6) OBP: 0.333, SLG: 0.390	C SI 89 B SI 91 C CU 74 X SL 80 1-2 F8 ①	C FF 91 X CH 85 0-1 P3 ②		B SI 88 X SI 90 1-0 G5-3 ②			C SI 91 F KC 78 X SI 92 0-2 F8 ①		C FF 99 B SI 100 S CH 92 F CH 93 B SI 101 B FF 98 S FF 100 3-3 K ②	5	0	0	0	0	1	3
8 Shane Victorino, S (1, 8) OBP: 0.359, SLG: 0.494	C SI 90 F SI 87 B FF 91 X CU 77 1-2 P2 ②	B SI 87 X SI 86 1-0 P6 ③		B FF 89 B SI 90 C SI 90 B SI 90 C SI 90 B FF 90 4-2 BB			B SI 91 B SI 89 S SI 92 X SI 92 2-1 F8 ②		B FF 99 C FF 98 C FF 99 X CH 93 1-2 G4-3 ③	4	0	0	0	1	0	3
27 Placido Polanco, R (1, 5) OBP: 0.341, SLG: 0.343	B SI 91 X SI 91 1-0 G4-3 ③		C FF 89 B CU 73 S FF 89 F FF 89 X CH 85 1-2 G5-3 ①	B FF 90 1 SAFE 1 SAFE B FF 90 S CH 86 X SI 91 2-1 G4-3 ③			C FF 90 B SI 90 B SI 91 F SI 90 F SI 91 B FC 84 X SI 92 3-2 G1-3 ③			4	0	0	0	0	0	1
26 Chase Utley, L (1, 4) OBP: 0.342, SLG: 0.424		C FF 90 C SL 80 C SL 81 0-3 K ①	B CU 74 S CH 83 F SI 90 B CU 73 S SL 80 2-3 K ②		X FF 89 0-0 F7 ①			C FF 93 B FF 93 B FF 93 B SL 83 B FF 94 4-1 15 HR BB		3	1	0	0	1	2	0
15 John Mayberry Jr., R (1, 3) OBP: 0.338, SLG: 0.528		B SI 92 B FF 90 B SI 90 C SI 91 S FF 86 X CH 85 3-2 29 1B 10 1B 1B	B CH 85 X FF 89 1-0 29 E 29 S 29 1B 1B		C SI 89 X CU 76 0-1 G4-3 ②			B FF 94 C FF 93 B FF 93 F FF 93 F FF 93 F FF 94 X SL 83 2-2 1-H HR		4	3	3	2	0	0	0
29 Raul Ibanez, L (1, 7) OBP: 0.289, SLG: 0.424		B FF 90 1 SAFE F SI 89 X SL 82 1-1 23 1B 10 1B 49 1B 1-2 1B	S SL 83 B SI 91 X SI 90 1-1 10 1B 1-H 1B		C FF 90 S CH 85 B FF 90 F CU 75 S SL 83 1-3 K ③			C FF 94 S SL 83 F SL 83 B FF 93 F SL 82 S SL 81 1-3 K ①		4	1	2	1	0	2	0
10 Ben Francisco, R (1, 9) OBP: 0.343, SLG: 0.370		C SI 92 B CH 86 X SI 90 1-1 49 1B 23 1B 1-2 2-H 1B	B CU 75 S CH 85 X CH 84 1-1 1-2 1B				C SI 91 B FC 84 F FC 84 X KC 78 1-2 24 G6-3 1B	C SI 92 T SL 84 S SL 83 0-3 K ②		4	0	3	1	0	1	0
23 Brian Schneider, L (1, 2) OBP: 0.233, SLG: 0.254		B SI 92 B SL 80 X SI 90 2-0 49 1B 1-2 2-3 1B	X FF 89 0-0 G4-3 ③				S SI 90 B SI 91 S SI 91 S SI 90 1-3 K ①	B SI 93 B SI 92 B SI 93 C SI 92 X SI 92 3-1 G3 ③		4	0	1	0	0	1	3
49 Vance Worley, R (1, 1) OBP: 0.244, SLG: 0.250 24 Brandon Moss, L (6, PH) 56 Joe Blanton, R (7, 1) OBP: 0.200, SLG: 0.200 37 Justin De Fratus, S (8, 1) 37 Antonio Bastardo, R (8, 1) 39 Michael Schwimer, R (9, 1) 7 Ross Gload, L (9, PH) OBP: 0.270, SLG: 0.306		T SL 80 F FF 90 X SL 83 0-2 1-2 2-3 3-H 1B		F SI 87 X SI 88 0-1 G4-3 ①		X SI 90 0-0 G6-3 ② ③ 1-2f			C FF 95 B SI 97 B FF 99 F FF 99 X SI 99 2-2 F7 ①	2 1 0 0 0 0 1	0 0 0 0 0 0 0	1 0 0 0 0 0 0	1 0 0 0 0 0 0	0 0 0 0 0 0 0	0 0 0 0 0 0 0	0 1 0 0 0 0 0
Inning Stats	R: 0 E: 0 K: 0 S: 7 H: 0 LOB: 0 BB: 0 P: 10	R: 2 E: 0 K: 1 S: 17 H: 5 LOB: 3 BB: 0 P: 25	R: 1 E: 0 K: 1 S: 13 H: 3 LOB: 2 BB: 0 P: 19	R: 0 E: 0 K: 0 S: 7 H: 0 LOB: 1 BB: 1 P: 14	R: 0 E: 0 K: 1 S: 7 H: 0 LOB: 0 BB: 0 P: 8	R: 0 E: 0 K: 1 S: 7 H: 1 LOB: 0 BB: 0 P: 9	R: 0 E: 0 K: 0 S: 9 H: 0 LOB: 0 BB: 0 P: 14	R: 2 E: 0 K: 2 S: 16 H: 1 LOB: 0 BB: 1 P: 26	R: 0 E: 0 K: 1 S: 10 H: 0 LOB: 0 BB: 0 P: 16	1B: 9 2B: 0 3B: 0 HR: 1	SF: 0 SAC: 0 DP: 1 HBP: 0		WP: 0 PB: 0 SB: 1 CS: 0	PA: 38			

PITCHER	IP	WLS	BF	H	R	ER	SO	BB	IBB	HBP	BLK	WP	HR	S	P	ERA	WHIP
31 John Lannan, L (1, 1) ERA: 3.73	5.0	W	24	8	3	3	3	1	0	0	0	0	0	51	76	5.40	1.800
35 Craig Stammen, R (6, 1) ERA: 1.04	2.0	H	6	1	0	0	1	0	0	0	0	0	0	16	23	0.00	0.500
59 Atahualpa Severino, L (8, 1) ERA: 9.0	0.1		3	1	2	2	1	1	0	0	0	0	1	11	18	54.00	6.000
60 Todd Coffey, R (8, 1) ERA: 3.55	0.2	H	2	0	0	0	1	0	0	0	0	0	0	5	8	0.00	0.000
63 Henry Alberto Rodriguez, R (9, 1) ERA: 3.59	1.0	S	3	0	0	0	1	0	0	0	0	0	0	10	16	0.00	0.000

PITCHER	IP	WLS	BF	H	R	ER	SO	BB	IBB	HBP	BLK	WP	HR	S	P	ERA	WHIP

BOTTOM

Washington Nationals @ Philadelphia Phillies

Citizens Bank Park, Philadelphia, PA

Wed Sep 21 2011, 7:09 PM - 10:05 PM EDT

Att. 45,083 - Cloudy - 70 F

livebaseballscorecards.com

AB	36
R	5
H	10
RBI	5
BB	2
SO	7
LOB	11

Batter	1	2	3	4	5	6	7	8	9	AB	R	H	RBI	BB	SO	LOB
20 Ian Desmond, R (1, 6) OBP: 0.294, SLG: 0.355	C FF 91 B FF 92 X FF 92 1-1 F9 ①		B FF 92 X CH 84 1-0 2 1B 3-H 2B		C FF 92 F SI 91 X SL 79 0-2 G6-3 ③			B CH 83 B FF 94 C FC 86 F SI 93 B FF 94 F FF 94 X FF 94 3-2 2 2B 1B		4	2	2	1	0	0	1
2 Roger Bernadina, L (1, 9) OBP: 0.308, SLG: 0.371	B FF 91 B SI 92 F CH 81 X FF 91 2-1 G4-3 ②		B CH 84 B SI 92 F SI 91 X CH 83 2-1 11 S 2-H 1B			X FF 92 0-0 B5 ①		1 SAFE 1 SAFE B SI 92 B FF 91 X SI 91 2-0 38 HR 1-H 2B		4	1	2	2	0	0	0
11 Ryan Zimmerman, R (1, 5) OBP: 0.351, SLG: 0.446	F FF 92 F FF 92 B SL 78 X SL 76 1-2 G5-3 ③		1 SAFE B FF 92 C FC 86 S FF 93 X SI 93 1-2 F9 ③ 1-2			C CH 83 B SL 74 B SI 92 X CH 82 2-1 G6-3 ②		B CH 84 B FF 94 B SI 94 B CH 85 4-0 38 HR BB		3	1	0	0	1	0	1
38 Michael Morse, R (1, 7) OBP: 0.361, SLG: 0.541 43 Brian Bixler, R (8, 7) OBP: 0.270, SLG: 0.268		C FF 93 S CU 73 X FF 92 0-2 F9 ①		B SI 92 B FF 92 S CH 82 F SI 91 X FF 93 2-2 G4-3 ①		X CH 82 0-0 G5-3 ③		B FF 93 T SI 92 B SI 92 B SI 92 F CH 84 X FF 93 3-2 1-H 2-H HR		4 0	1 0	1 0	3 0	0 0	0 0	0 0
19 Laynce Nix, L (1, 3) OBP: 0.301, SLG: 0.456 36 Tyler Clippard, R (8, 1) 45 Doug Slaten, L (9, 1) 60 Todd Coffey, R (9, 1)		C SI 92 F CU 72 S SL 78 0-3 K ②		B FF 94 C SI 92 X FC 85 1-1 P5 ②			C CH 83 B SL 76 B SI 93 F FC 86 B SL 77 F FC 86 B FF 93 4-2 24 G4-6-3 BB	C SL 80 F FF 88 S SL 81 0-3 K ③		3 0 0 0	0 0 0 0	0 0 0 0	0 0 0 0	1 0 0 0	2 0 0 0	0 0 0 0
8 Danny Espinosa, S (1, 4) OBP: 0.322, SLG: 0.417		C FF 92 C FF 92 S FF 93 0-3 K ③		X FF 95 0-0 F8 ③			X CH 84 0-0 F9 ①		C FF 90 F SL 82 B SL 82 B FF 92 F FF 91 S SL 82 2-3 K ①	4	0	0	0	0	2	1
24 Rick Ankiel, L (1, 8) OBP: 0.304, SLG: 0.375			X SI 92 0-0 41 G6-3 20 2B 2B		X FF 92 0-0 2B		D CH 83 B CH 84 F CH 82 C FF 92 F FF 92 X FF 93 2-2 G4-6-3 ②③ 1-2f		B SL 80 S SL 81 B FF 91 X SL 79 2-1 G3 ②	4	1	2	0	0	0	1
26 Jesus Flores, R (1, 2) OBP: 0.253, SLG: 0.314			B SI 90 C CH 82 S CU 69 B FF 92 F SL 75 F FF 92 F SI 93 F CH 83 F CH 81 2-3 F SL 79 F FF 59 S FF 92 K ①		C FC 84 X SI 92 0-1 L3 ①			S FF 91 F FF 92 F CH 83 B FF 93 X CH 81 1-2 F7 ①	X SL 81 0-0 F8 ③	4	0	0	0	0	1	2
41 Brad Peacock, R (1, 1) 32 Tom Gorzelanny, R (6, 1) OBP: 0.167, SLG: 0.107 52 Ryan Mattheus, R (7, 1) 13 Alex Cora, L (8, PH) OBP: 0.282, SLG: 0.258 14 Chris Marrero, R (8, 3) OBP: 0.302, SLG: 0.330			X FF 93 0-0 G6-3 ② 2-3		X SI 93 0-0 G6-3 ②			B SI 92 C CH 82 F SI 92 B FF 93 S SI 91 2-3 K ②		2 0 0 1 0	0 0 0 0 0	0 0 0 0 0	0 0 0 0 0	0 0 0 1 0	0 0 0 0 0	2 0 0 0 0
Inning Stats	R: 0 E: 0 K: 0 S: 7 H: 0 LOB: 0 BB: 0 P: 11	R: 0 E: 0 K: 2 S: 9 H: 0 LOB: 0 BB: 0 P: 9	R: 2 E: 0 K: 1 S: 18 H: 3 LOB: 1 BB: 0 P: 24	R: 0 E: 0 K: 0 S: 6 H: 0 LOB: 0 BB: 0 P: 9	R: 0 E: 0 K: 0 S: 7 H: 1 LOB: 1 BB: 0 P: 7	R: 0 E: 0 K: 0 S: 4 H: 0 LOB: 0 BB: 0 P: 6	R: 0 E: 0 K: 0 S: 8 H: 0 LOB: 0 BB: 1 P: 14	R: 4 E: 0 K: 2 S: 18 H: 3 LOB: 0 BB: 1 P: 33	R: 0 E: 0 K: 1 S: 7 H: 0 LOB: 0 BB: 0 P: 11	1B: 2 2B: 4 3B: 0 HR: 1 SF: 0 SAC: 0 DP: 1 HBP: 0						

TOP

Washington Nationals @ Philadelphia Phillies

Citizens Bank Park, Philadelphia, PA

Thu Sep 22 2011, 7:09 PM - 9:42 PM EDT

Att. 45,064 - Cloudy - 76 F

livebaseballscorecards.com

AB	33
R	6
H	7
RBI	6
BB	2
SO	6
LOB	8

PITCHER		IP	WLS	BF	H	R	ER	SO	BB	IBB	HBP	BLK	WP	HR	S	P	ERA	WHIP
44 Roy Oswalt, R ERA: 3.86	(1, 1)	7.2	L	31	7	6	6	4	2	0	0	0	0	1	74	110	7.04	1.174
54 Brad Lidge, R ERA: 1.1	(8, 1)	0.1		1	0	0	0	1	0	0	0	0	0	0	3	3	0.00	0.000
55 Joe Savery, L ERA:	(9, 1)	1.0		3	0	0	0	1	0	0	0	0	0	0	7	11	0.00	0.000

PITCHER	IP	WLS	BF	H	R	ER	SO	BB	IBB	HBP	BLK	WP	HR	S	P	ERA	WHIP

WP: 0	PB: 0	SB: 1	CS: 0
PA: 35			

BOTTOM

Washington Nationals @ Philadelphia Phillies
Citizens Bank Park, Philadelphia, PA
Thu Sep 22 2011, 7:09 PM - 9:42 PM EDT
Att. 45,064 - Cloudy - 76 F

livebaseballscorecards.com

Batter	1	2	3	4	5	6	7	8	9	AB	R	H	RBI	BB	SO	LOB
11 Jimmy Rollins, S (1, 6) OBP: 0.333, SLG: 0.388	C FF 90 B FF 93 B CH 83 F CH 83 X FF 93 2-2 ① F7		C CH 82 B KC 75 X FF 92 1-1 ③ F8			C FF 89 F KC 73 B CH 80 F CH 80 B FF 92 B FF 91 D CH 81 4-2 26 BB 1-2 BB		F FF 92 X FF 92 0-1 ② F9		3	0	0	0	1	0	0
8 Shane Victorino, S (1, 8) OBP: 0.357, SLG: 0.490	X FF 92 0-0 ② L7			B FF 90 B CH 81 X FF 92 2-0 ① F8		C FF 91 C KC 73 B FF 91 F FF 91 D CH 81 B FF 91 X FF 92 3-2 ② F8		C FF 92 X CH 81 0-1 ③ P4		4	0	0	0	0	0	2
26 Chase Utley, L (1, 4) OBP: 0.341, SLG: 0.421	C FF 93 C KC 75 B KC 75 B CH 84 X FF 93 2-2 ③ F7			B CH 82 C FF 92 X FF 92 1-1 ② P6		B SL 82 F FF 91 B SL 82 B SI 91 B SI 91 4-1 1-2 2-3 BB			C FF 89 S SI 88 B SL 82 S SL 80 1-3 ① K	3	0	0	0	1	1	0
29 Raul Ibanez, L (1, 7) OBP: 0.287, SLG: 0.421		B FF 90 X CH 81 1-0 ① F8		C FF 92 X FF 92 0-1 ③ F9		C SL 82 C SL 83 X SL 83 0-2 ③ F8			C FF 89 X SL 79 0-1 ② G3-1	4	0	0	0	0	0	3
7 Ross Gload, L (1, 3) OBP: 0.265, SLG: 0.300 15 John Mayberry Jr., R (7, PH) OBP: 0.339, SLG: 0.532 (8, 3)		B FF 93 C FF 91 F FF 92 X CH 82 1-2 ② P6			C FF 92 S FF 92 B FF 91 X CH 80 1-2 ① G4-1		C SI 90 X SI 90 0-1 ① L4		C SI 92 B SL 86 C SI 93 B SL 86 X SL 85 2-2 51 E 2B	2 2	0 1	0 1	0 0	0 0	0 0	0 0
51 Carlos Ruiz, R (1, 2) OBP: 0.372, SLG: 0.386		X FF 91 0-0 E5 1B			B KC 74 C KC 74 X CH 81 1-1 ② F7		C SI 92 F CH 85 X CH 85 0-2 10 FC5-4 1B		B SI 94 X SI 93 1-0 2-H E9 1B	4	0	3	1	0	0	0
16 John Bowker, L (1, 9) OBP: 0.200, SLG: 0.179 10 Ben Francisco, R (7, PH) OBP: 0.340, SLG: 0.367 (8, 9)		C FF 90 F CH 83 X FF 90 0-2 ③ P4			S CH 82 C FF 93 X KC 73 0-2 ③ G3		C SL 81 X FF 93 0-1 ② FC5-4 1-2f		B SL 86 B SL 87 B SI 93 C SI 92 X SI 93 3-1 ③ P5	2 2	0 0	0 0	0 0	0 0	0 0	1 2
5 Pete Orr, L (1, 5) OBP: 0.279, SLG: 0.250			C FF 90 B KC 74 S SI 92 T FF 91 1-2 ① K			X FF 90 0-0 ① F8	X FF 94 0-0 ③ F7			3	0	0	0	0	1	1
44 Roy Oswalt, R (1, 1) OBP: 0.171, SLG: 0.081 54 Brad Lidge, R (8, 1) 24 Brandon Moss, L (8, PH) 55 Joe Savery, L (9, 1)			C CH 86 B KC 72 F FF 88 S CH 87 1-3 ② K			B CH 87 B CH 86 B CH 85 B CH 85 4-0 26 BB 11 BB BB		C FF 91 S FF 92 B FF 90 B CU 78 F FF 92 X CH 79 2-2 ① F7		1 0 1 0	0 0 0 0	0 0 0 0	0 0 0 0	1 0 0 0	1 0 0 0	0 0 0 0
Inning Stats	R: 0 E: 0 K: 0 S: 7 H: 0 LOB: 0 BB: 0 P: 11	R: 0 E: 1 K: 0 S: 8 H: 1 LOB: 1 BB: 0 P: 10	R: 0 E: 0 K: 2 S: 8 H: 0 LOB: 0 BB: 0 P: 11	R: 0 E: 0 K: 0 S: 5 H: 0 LOB: 0 BB: 0 P: 8	R: 0 E: 0 K: 0 S: 8 H: 0 LOB: 0 BB: 0 P: 10	R: 0 E: 0 K: 0 S: 12 H: 0 LOB: 3 BB: 3 P: 27	R: 0 E: 0 K: 0 S: 8 H: 1 LOB: 1 BB: 0 P: 8	R: 0 E: 0 K: 0 S: 8 H: 0 LOB: 0 BB: 0 P: 10	R: 1 E: 1 K: 1 S: 11 H: 2 LOB: 1 BB: 0 P: 18	1B: 3 2B: 1 3B: 0 HR: 0	SF: 0 SAC: 0 DP: 0 HBP: 0			WP: 0 PB: 0 SB: 0 CS: 0	PA: 34		

PITCHER	IP	WLS	BF	H	R	ER	SO	BB	IBB	HBP	BLK	WP	HR	S	P	ERA	WHIP
41 Brad Peacock, R (1, 1) ERA: 0.75	5.2	W	20	1	0	0	2	2	0	0	0	0	0	44	69	0.00	0.529
32 Tom Gorzelanny, L (6, 1) ERA: 4.07	0.2	H	4	1	0	0	0	1	0	0	0	0	0	9	13	0.00	3.000
52 Ryan Mattheus, R (7, 1) ERA: 2.35	0.2	H	2	0	0	0	0	0	0	0	0	0	0	3	3	0.00	0.000
36 Tyler Clippard, R (8, 1) ERA: 1.9	1.0		3	0	0	0	0	0	0	0	0	0	0	8	10	0.00	0.000
45 Doug Slaten, L (9, 1) ERA: 4.02	0.2		2	0	0	0	1	0	0	0	0	0	0	5	6	0.00	0.000

PITCHER	IP	WLS	BF	H	R	ER	SO	BB	IBB	HBP	BLK	WP	HR	S	P	ERA	WHIP
60 Todd Coffey, R (9, 1) ERA: 3.68	0.1		3	2	1	1	0	0	0	0	0	0	0	6	12	27.00	6.000

AB	31
R	1
H	4
RBI	1
BB	3
SO	3
LOB	9

Batter	1	2	3	4	5	6	7	8	9	AB	R	H	RBI	BB	SO	LOB
11 Jimmy Rollins, S (1, 6) OBP: 0.332, SLG: 0.386	C KN 72 F KN 77 C EP 61 0-3 ① K			C KN 74 F KN 79 F KN 79 B KN 72 B KN 79 X KN 79 2-2 ① L4		C KN 76 B KN 79 X KN 77 1-1 ③ F9		B CH 85 I IN 52 I IN 61 I IN 56 4-0 IBB		3	0	0	0	1	1	1
27 Placido Polanco, R (1, 5) OBP: 0.339, SLG: 0.340	C KN 72 B FF 83 B KN 77 S KN 73 F KN 79 F KN 78 F KN 77 X KN 78 2-2 ② F9			B KN 78 X KN 75 1-0 ② G4-3			B KN 73 C FF 84 B KN 76 B FF 85 S FF 82 X FF 85 3-2 ① G6-3	B FF 95 C FF 98 X KC 84 1-1 ③ G3		4	0	0	0	0	0	2
8 Shane Victorino, S (1, 8) OBP: 0.356, SLG: 0.490	C FF 85 F EP 63 F KN 80 S KN 79 0-3 ③ K			X EP 64 0-0 ③ F7			C KN 76 B KN 80 X KN 78 1-1 6 1B 2B		B SL 78 B SI 95 X FF 92 2-0 ① G3-1	4	1	1	0	0	1	0
6 Ryan Howard, L (1, 3) OBP: 0.342, SLG: 0.488		C FF 83 B KN 78 S KN 77 F KN 80 B KN 75 B KN 77 X KN 74 3-2 ① F7			B KN 75 B KN 74 S KN 72 B KN 75 S KN 73 F KN 74 F KN 74 F KN 75 X KN 76 3-2 ① P5		X KN 77 0-0 29 1B 29 WP 2-H 1B		C FF 94 S CH 86 B FF 95 S SL 81 1-3 ② K	4	0	1	1	0	1	0
29 Raul Ibanez, L (1, 7) OBP: 0.288, SLG: 0.422 5 Pete Orr, L (9, PR) OBP: 0.279, SLG: 0.250		F EP 62 X FF 85 0-1 ② L8			C KN 76 B KN 79 X KN 72 1-1 ② G4-3		C KN 76 B KN 79 F KN 77 F KN 79 X KN 79 1-2 15 G6-4-3 1-3 1B		C FF 95 X SL 82 0-1 15 BB 1B	4 0	0 0	2 0	0 0	0 0	0 0	0 0
15 John Mayberry Jr., R (1, 9) OBP: 0.338, SLG: 0.525		B KN 74 C KN 73 C KN 78 S FF 85 1-3 ③ K			F KN 75 X KN 79 0-1 ③ P3		F FF 83 X KN 78 0-1 ②③ G6-4-3 1-2f		C FF 94 C SL 81 B SL 84 B SL 83 B CH 89 B SL 83 4-2 1-2 BB	3	0	0	0	1	1	2
51 Carlos Ruiz, R (1, 2) OBP: 0.373, SLG: 0.385			C KN 72 S KN 77 X KN 79 0-2 ① G1-3			S KN 73 C KN 79 B KN 78 B KN 80 B KN 76 F KN 72 F KN 71 F KN 75 B KN 74 4-2 35 SH1-3 BB		F FF 93 C SI 92 X SI 93 0-2 21 SH1-3 1B	F FF 94 F FF 96 F FF 96 F SL 83 X SL 82 0-2 ③ F8	3	0	1	0	1	0	2
21 Wilson Valdez, R (1, 4) OBP: 0.294, SLG: 0.342			C KN 73 B EP 62 X KN 79 1-1 ② G5-3			F FF 84 F KN 76 S KN 80 0-3 ① K		X FF 91 0-0 ① SH1-3 1-2		2	0	0	0	0	1	1
35 Cole Hamels, L (1, 1) OBP: 0.197, SLG: 0.191 3 Hunter Pence, R (8, PH) OBP: 0.367, SLG: 0.493 54 Brad Lidge, R (8, 1)			C KN 79 B KN 79 B KN 79 C KN 71 F KN 79 B KN 79 X FF 86 3-2 ③ G6-3			C FF 84 L FF 85 B KN 79 B FF 84 X KN 74 2-2 ② SH1-3 1-2		B SL 86 B SI 93 B SL 86 C SI 93 C SI 93 C SI 92 3-3 ② K		1 1 0	0 0 0	0 0 0	0 0 0	0 0 0	0 1 0	0 1 0
Inning Stats	R: 0 E: 0 K: 2 S: 13 H: 0 LOB: 0 BB: 0 P: 15	R: 0 E: 0 K: 1 S: 9 H: 0 LOB: 0 BB: 0 P: 13	R: 0 E: 0 K: 0 S: 9 H: 0 LOB: 0 BB: 0 P: 13	R: 0 E: 0 K: 0 S: 6 H: 0 LOB: 0 BB: 0 P: 9	R: 0 E: 0 K: 0 S: 10 H: 0 LOB: 0 BB: 0 P: 14	R: 0 E: 0 K: 1 S: 13 H: 0 LOB: 1 BB: 1 P: 20	R: 1 E: 0 K: 0 S: 12 H: 3 LOB: 1 BB: 0 P: 17	R: 0 E: 0 K: 1 S: 9 H: 1 LOB: 2 BB: 1 P: 17	R: 0 E: 0 K: 1 S: 13 H: 1 LOB: 1 BB: 1 P: 20	1B: 4 2B: 1 3B: 0 HR: 0 SF: 0 SAC: 2 DP: 1 HBP: 0						

PITCHER		IP	WLS	BF	H	R	ER	SO	BB	IBB	HBP	BLK	WP	HR	S	P	ERA	WHIP
43 R.A. Dickey, R ERA: 3.28	(1, 1)	7.0		24	3	1	1	4	1	0	0	0	1	0	72	101	1.29	0.571
47 Miguel Batista, R ERA: 4.24	(8, 1)	0.2		4	1	0	0	1	0	1	0	0	0	0	7	14	0.00	1.500
39 Bobby Parnell, R ERA: 3.83	(8, 1)	0.1	W	1	0	0	0	0	0	0	0	0	0	0	2	3	0.00	0.000
46 Manny Acosta, R ERA: 3.45	(9, 1)	1.0	S	5	1	0	0	1	1	0	0	0	0	0	13	20	0.00	2.000

PITCHER	IP	WLS	BF	H	R	ER	SO	BB	IBB	HBP	BLK	WP	HR	S	P	ERA	WHIP

TOP

Philadelphia Phillies @ New York Mets

Citi Field, Flushing, NY

Sat Sep 24 2011, 1:13 PM - 3:39 PM EDT

Att. 33,961 - Cloudy - 76 F

livebaseballscorecards.com

AB	29
R	1
H	5
RBI	1
BB	3
SO	6
LOB	9

WP: 1	PA: 34		
PB: 0			
SB: 0			
CS: 0			

BOTTOM

Philadelphia Phillies @ New York Mets

Citi Field, Flushing, NY

Sat Sep 24 2011, 1:13 PM - 3:39 PM EDT

Att. 33,961 - Cloudy - 76 F

livebaseballscorecards.com

Batter	1	2	3	4	5	6	7	8	9	AB	R	H	RBI	BB	SO	LOB
7 José Reyes, S (1, 6) OBP: 0.377, SLG: 0.477	C FF 88 F CH 82 X CH 83 0-2 11 SH2-3 11 S 1B		B FF 92 C FF 92 B CU 77 F FF 93 S CH 84 2-3 ② K		B CH 82 B FF 92 B FF 92 B FF 90 4-0 11 FC6-4 BB			C FF 89 B SL 83 F SL 81 B SL 82 F SL 81 X SL 80 2-2 ① L8		3	0	1	0	1	1	0
11 Rubén Tejada, R (1, 4) OBP: 0.358, SLG: 0.336	C FF 90 B FF 89 1 SAFE 1 SAFE B CH 83 X CH 82 2-1 ① SH2-3 1-3		B SI 92 X FF 92 1-0 ③ F7		C FF 90 X FF 90 0-1 ③ FC6-4 1-2f			C SL 82 S SL 82 B SL 82 F SL 81 B FF 90 B SL 83 X SL 80 3-2 5 S 5 2B 1B		3	1	1	0	0	0	1
5 David Wright, R (1, 5) OBP: 0.347, SLG: 0.437	D CU 75 B CU 76 F FF 90 B FF 92 B FF 93 4-1 44 G1-6-3 BB			X CH 82 0-0 ① F9		B FC 89 C FF 90 C FF 91 S CU 77 1-3 ① K		B SL 82 S FF 90 C SL 82 D SL 83 D SL 82 F FF 89 X SL 81 3-2 3 S 1-H 2B		3	0	1	1	1	1	0
44 Jason Bay, R (1, 7) OBP: 0.329, SLG: 0.374 3 Josh Satin, R (4, 3) OBP: 0.250, SLG: 0.313	B CH 84 B FF 90 X CH 84 2-0 ② ③ G1-6-3 1-2f			C FF 92 X FF 93 0-1 4 FC5 6 1B 1B		B CH 82 B CH 82 C CH 83 B CH 83 C FF 91 X FF 92 3-2 ② F8		C SL 82 S FF 90 D SL 82 S SL 81 1-3 ② K 2-3		1 3	0 0	0 1	0 0	0 0	0 1	2 1
6 Nick Evans, R (1, 3) OBP: 0.316, SLG: 0.403 (4, 9)		C FF 90 B CU 75 C CH 84 X FF 93 1-2 ① P3		S CH 83 X FF 92 0-1 4 FC5 1-2 1B		B FF 90 B CH 84 C FF 92 S CH 84 B CU 78 S CH 84 3-3 ③ K		F FF 89 B FF 90 B SL 82 B SL 80 S SL 81 X FF 89 3-2 ③ G6-3		4	0	1	0	0	1	1
22 Willie Harris, L (1, 9) OBP: 0.360, SLG: 0.329 (4, 7) (8, 8)		B FF 92 B FF 92 B FF 90 B FF 91 4-0 4 P3 BB		S CH 83 C FF 92 D CU 79 C FF 91 1-3 ② K			F FC 87 C FF 90 S CH 84 0-3 ① K			2	0	0	0	1	2	2
4 Mike Nickeas, R (1, 2) OBP: 0.246, SLG: 0.264		C CH 83 X FF 93 0-1 ② P3 1-2		B CH 84 S CH 82 S CH 82 X CH 83 1-2 ③ FC5 1-2 2-3f			F FF 90 B FF 91 B FF 90 C CH 83 B FF 90 F FF 92 X CH 83 3-2 ② F8			3	0	0	0	0	0	3
20 Jason Pridie, L (1, 8) OBP: 0.296, SLG: 0.332 15 Valentino Pascucci, R (7, PH) OBP: 0.250, SLG: 0.625 23 Mike Baxter, L (8, 7) OBP: 0.346, SLG: 0.435		C FC 89 B CU 76 B FF 91 C CH 83 S FF 93 2-3 ③ K			X FF 88 0-0 ① F8		S FF 92 X FF 92 0-1 HR			2 1 0	0 1 0	0 1 0	0 1 0	0 0 0	1 0 0	1 0 0
43 R.A. Dickey, R (1, 1) OBP: 0.150, SLG: 0.136 9 Ronny Paulino, R (7, PH) OBP: 0.318, SLG: 0.345 47 Miguel Batista, R (8, 1) 39 Bobby Parnell, R (8, 1) 46 Manny Acosta, R (9, 1)			C FF 90 B FC 88 S CH 83 S CH 84 1-3 ① K		C FF 91 X CU 76 0-1 ② G5-3		C FF 90 X CH 83 0-1 ③ G6-3			2 1 0 0 0	0 0 0 0 0	0 0 0 0 0	0 0 0 0 0	0 0 0 0 0	1 0 0 0 0	0 0 0 0 0
Inning Stats	R: 0 E: 0 K: 0 S: 7 H: 1 LOB: 1 BB: 1 P: 15	R: 0 E: 0 K: 1 S: 8 H: 0 LOB: 1 BB: 1 P: 15	R: 0 E: 0 K: 2 S: 7 H: 0 LOB: 0 BB: 0 P: 11	R: 0 E: 0 K: 1 S: 11 H: 2 LOB: 2 BB: 0 P: 13	R: 0 E: 0 K: 0 S: 5 H: 0 LOB: 1 BB: 1 P: 9	R: 0 E: 0 K: 2 S: 9 H: 0 LOB: 0 BB: 0 P: 16	R: 1 E: 0 K: 1 S: 11 H: 1 LOB: 0 BB: 0 P: 14	R: 1 E: 0 K: 1 S: 18 H: 2 LOB: 1 BB: 0 P: 30		1B: 4 2B: 1 3B: 0 HR: 1 SF: 0 SAC: 1 DP: 1 HBP: 0						

	AB	28
	R	2
	H	6
	RBI	2
	BB	3
	SO	8
	LOB	11

WP: 0 PA: 32
PB: 0
SB: 3
CS: 0

PITCHER		IP	WLS	BF	H	R	ER	SO	BB	IBB	HBP	BLK	WP	HR	S	P	ERA	WHIP
35 Cole Hamels, L ERA: 2.75	(1, 1)	7.0		27	4	1	1	7	3	0	0	0	0	1	58	93	1.29	1.000
54 Brad Lidge, R ERA: 1.56	(8, 1)	1.0	L	5	2	1	1	1	0	0	0	0	0	0	18	30	9.00	2.000

PITCHER	IP	WLS	BF	H	R	ER	SO	BB	IBB	HBP	BLK	WP	HR	S	P	ERA	WHIP

Batter	1	2	3	4	5	6	7	8	9	AB	R	H	RBI	BB	SO	LOB
11 Jimmy Rollins, S (1, 6) OBP: 0.334, SLG: 0.388	C FF 88 X KC 72 0-1 26 BB 8 1B 3 G1-2-3 1B	B CH 83 F SI 89 X FF 90 1-1 1-2 2-H 1B		X SI 89 0-0 8 CS 1B			C FF 95 X FF 97 0-1 ① F8		C FF 96 B SL 83 B FF 97 F SL 82 X SL 83 2-2 ③ P5 1-2	5	0	3	1	0	0	1
8 Shane Victorino, S (1, 8) OBP: 0.356, SLG: 0.489 10 Ben Francisco, R (6, 7) OBP: 0.339, SLG: 0.365	X SI 90 0-0 3 G1-2-3 26 BB 1-2 1B	B FF 90 C FC 87 F CH 84 X FF 91 1-2 ②③ L4-6 2-2		B FF 89 1 SAFE 1 SAFE 1 SAFE C SI 89 1 SAFE F CH 82 B FF 90 2-2 ③ CS 1-2	B KC 71 B FC 84 F SI 89 F FF 90 X CH 81 2-2 ① G3-1		C FF 96 B KC 84 B FF 97 X FF 98 2-1 ② G3-1			3 1	0 0	1 0	0 0	0 0	0 0	2 0
26 Chase Utley, L (1, 4) OBP: 0.343, SLG: 0.423	B CH 84 B SI 89 F SI 90 C CH 84 F CH 84 B SI 91 B FF 89 4-2 3 G1-2-3 1-2 2-3 BB		B FF 87 F FF 86 B SL 83 X SI 88 2-1 E4 3 FC1-6		X SI 90 0-0 2B		B FF 98 C FF 98 B FF 98 X FF 98 2-1 ③ G6-3			3	0	1	0	1	0	0
3 Hunter Pence, R (1, 9) OBP: 0.365, SLG: 0.490	F SI 89 X FC 87 0-1 ①② G1-2-3 1-2 2-3 3-Hf		X FF 86 0-0 ① FC1-6 7 2B 1-2f		B FC 86 X FC 86 1-0 ② G6-3			X FF 96 0-0 ① G4-3		4	1	0	0	0	0	5
15 John Mayberry Jr., R (1, 7) OBP: 0.333, SLG: 0.517 (6, 8) (8, 3)	B FC 87 D CH 85 X FC 86 2-0 ③ P3		B SI 89 C FC 85 F SI 89 B FC 86 1 SAFE B FC 85 S FC 85 1 SAFE 3-3 ② K		S FC 86 B FC 86 X FC 86 1-1 ③ F8			B FF 99 C FF 98 B KC 85 C FF 99 S KC 84 2-3 ② K		4	0	0	0	0	2	4
7 Ross Gload, L (1, 3) OBP: 0.276, SLG: 0.327 51 Carlos Ruiz, R (8, PH) OBP: 0.373, SLG: 0.384 7 Michael Martinez, S (8, 8) OBP: 0.261, SLG: 0.286		C FF 89 B KC 73 B SI 89 F SI 89 X CH 82 2-2 23 1B 21 1B 2B	X SI 90 0-0 1-H 2B			C FC 84 X SI 87 0-1 ① L8		C SI 83 X SI 83 0-1 ③ G4-3		3 1 0	1 0 0	2 0 0	1 0 0	0 0 0	0 0 0	0 0 0
23 Brian Schneider, L (1, 2) OBP: 0.243, SLG: 0.258 31 Erik Kratz, R (9, PH) OBP: 0.333, SLG: 0.500		C SI 90 B SI 91 X SI 90 1-1 56 FC1-5 21 1B 2-3 1B	S CH 84 B CH 84 X SI 90 1-1 ③ G4-3			B CH 81 F SI 90 B CH 81 F SI 90 B FF 91 F SI 88 F FC 86 F FF 90 B SL 85 4-2 BB			S SL 78 S SL 80 B SL 81 X SL 81 1-2 29 G4-6-3 1B	2 1	0 0	1 1	0 0	1 0	0 0	1 0
21 Wilson Valdez, R (1, 5) OBP: 0.294, SLG: 0.342 29 Raul Ibanez, L (9, PH) OBP: 0.288, SLG: 0.421		T FF 90 F SI 90 B FF 90 B SI 90 B FC 86 1 SAFE F SI 90 X SI 90 3-2 56 FC1-5 11 1B 1-2 1B 3-H	C SI 89 B SI 88 B SL 81 X SI 89 2-1 ① G6-3		F SI 90 F SI 90 X FF 89 0-2 ② L5			C FF 94 S FF 94 B FF 93 B CH 86 X FF 95 2-2 ①② G4-6-3 1-2f	3 1	1 0	1 0	1 0	0 0	0 0	1 1
56 Joe Blanton, R 57 David Herndon, R Kyle Kendrick, R 39 Michael Schwimer, R 16 John Bowker, L 40 Michael Stutes, R 37 Justin De Fratus, S 6 Ryan Howard, L 5 Pete Orr, L	X SI 87 0-0 ① FC1-5 8 L4-6 11 1B 1-2 2-3f		C SI 89 F SL 82 S FF 88 0-3 ② K			X SI 89 0-0 ③ G5-3			S FF 94 B CH 89 B CH 88 F FF 95 B FF 96 F FF 96 F FF 96 B FF 96 4-2 11 DI BB	1 0 1 0 1 0 0 0 0	0 0 0 0 0 0 0 0 0	0 0 0 0 0 0 0 0 0	0 0 0 0 0 0 0 1 0	0 0 1 0 0 0 0 0 0	0 1 0 0 0 0 0 0 0	2 0 0 0 1 0 0 0 0

Inning Stats																								
	R: 0	H: 2	R: 2	H: 4	R: 1	H: 1	R: 0	H: 1	R: 0	H: 1	R: 0	H: 0	R: 0	H: 0	R: 0	H: 1	1B: 7	SF: 0	WP: 0	PA: 38
	E: 0	LOB: 2	E: 0	LOB: 1	E: 1	LOB: 1	E: 0	LOB: 0	E: 0	LOB: 1	E: 0	LOB: 0	E: 0	LOB: 0	E: 0	LOB: 2	2B: 4	SAC: 0	PB: 0	
	K: 0	BB: 1	K: 0	BB: 0	K: 1	BB: 0	K: 1	BB: 0	K: 0	BB: 1	K: 0	BB: 1	K: 0	BB: 0	K: 1	BB: 1	3B: 0	DP: 3	SB: 0	
	S: 9	P: 15	S: 15	P: 23	S: 9	P: 15	S: 8	P: 12	S: 7	P: 11	S: 11	P: 15	S: 6	P: 10	S: 6	P: 8	HR: 0	HBP: 0	CS: 1	

PITCHER		IP	WLS	BF	H	R	ER	SO	BB	IBB	HBP	BLK	WP	HR	S	P	ERA	WHIP
35 Dillon Gee, R ERA: 4.43	(1, 1)	6.0	W	27	9	3	2	2	2	0	0	0	0	0	59	91	3.00	1.833
39 Bobby Parnell, R ERA: 3.72	(7, 1)	1.2	H	5	0	0	0	1	0	0	0	0	0	0	10	16	0.00	0.000
19 Daniel Herrera, L ERA: 4.82	(8, 1)	0.1	H	1	0	0	0	0	0	0	0	0	0	0	2	2	0.00	0.000
46 Manny Acosta, R ERA: 3.38	(9, 1)	1.0	S	4	1	0	0	0	1	0	0	0	0	0	13	22	0.00	2.000

PITCHER	IP	WLS	BF	H	R	ER	SO	BB	IBB	HBP	BLK	WP	HR	S	P	ERA	WHIP

TOP

Philadelphia Phillies @ New York Mets

Citi Field, Flushing, NY

Sat Sep 24 2011, 7:12 PM - 10:00 PM EDT

Att. 32,437 - Cloudy - 74 F

livebaseballscorecards.com

AB	34
R	3
H	10
RBI	3
BB	3
SO	3
LOB	18

BOTTOM

Philadelphia Phillies @ New York Mets

Citi Field, Flushing, NY

Sat Sep 24 2011, 7:12 PM - 10:00 PM EDT

Att. 32,437 - Cloudy - 74 F

livebaseballscorecards.com

Batter	1	2	3	4	5	6	7	8	9	AB	R	H	RBI	BB	SO	LOB
11 Rubén Tejada, R (1, 6) OBP: 0.357, SLG: 0.334	X FF 89 0-0 ① G6-3		B SI 91 C SL 83 1 SAFE B SI 91 B SI 92 X SI 92 3-1 ② FC1-4-5-6-4 22 E 1-3	C SI 90 F SI 90 X FC 87 0-2 3-H 1B			F FF 93 B SL 85 S SL 86 B SL 85 F FF 93 B FF 93 F FF 93 F FF 94 F FF 94 3-2 ① L8 X FF 94			4	1	1	1	0	0	1
2 Justin Turner, R (1, 4) OBP: 0.335, SLG: 0.355	C FF 90 B FF 90 B FC 85 X FF 90 2-1 ② G6-3		B SL 83 B SL 82 B SI 92 B SI 91 4-0 22 E BB	B FC 86 1 SAFE X SI 90 1-0 ② F9			B FF 93 X FF 93 1-0 ② G5-3			3	1	0	0	1	0	1
22 Willie Harris, L (1, 7) OBP: 0.359, SLG: 0.327	C SI 91 B CH 84 X FF 91 1-1 5 S 1B		B SI 92 B CH 83 F SI 92 F SI 92 F SL 82 B SI 93 F SI 92 F SI 93 X SI 92 3-2 E9 6 2B 1-H 2-H	B CH 81 X SI 90 1-0 ③ F7			C FF 94 B FF 93 F FF 93 X FF 93 1-2 ③ P1			4	1	1	0	0	0	1
5 David Wright, R (1, 5) OBP: 0.346, SLG: 0.434	B FC 87 B FF 91 B CH 83 X FF 91 3-0 ③ G5-3 1-2		B SI 92 C SI 91 C SL 83 F SI 92 B SL 80 B SI 92 B SL 83 4-2 6 2B 30 1B BB		C SL 78 B CH 79 B FF 88 B CH 79 S FF 89 S SL 82 3-3 ① K			B SL 84 C FF 91 F FF 92 B SL 83 C SL 83 2-3 ① K		3	1	0	0	1	2	1
6 Nick Evans, R (1, 9) OBP: 0.314, SLG: 0.405		C FF 90 F SL 81 C FF 91 0-3 ① K	B SI 90 X FC 88 1-0 30 1B 1-3 3-H 2B		S CH 80 B CH 79 C FF 90 X SL 84 1-2 ② G6-3			C FF 92 B FF 92 C SI 91 C FF 92 1-3 ② K		4	1	1	1	0	2	0
30 Josh Thole, L (1, 2) OBP: 0.346, SLG: 0.347		C FF 90 F FC 86 B FF 92 F FC 85 S FF 92 1-3 ② K	B FC 88 B SI 91 B FC 88 C SI 89 C FC 89 X SI 91 3-2 2-H 3-H 1B		C FF 90 B SL 81 F CH 81 S SL 82 1-3 ③ K			S FF 92 B SI 91 F SL 83 X SL 82 1-2 ③ G4-3		4	0	1	2	0	2	0
3 Josh Satin, R (1, 3) OBP: 0.211, SLG: 0.263		F FC 86 C FF 91 F SL 81 T FF 92 0-2 ③ K	B FC 87 C CH 82 F SI 91 C FC 88 1-3 ③ K			S FF 93 B FF 94 C FF 93 B FF 94 F SL 86 S SL 85 2-3 ① K				3	0	0	0	0	3	1
20 Jason Pridie, L (1, 8) OBP: 0.301, SLG: 0.342			C SI 92 X SL 83 0-1 11 11 S PC1-4-5-6-4 1B	C SI 89 X CH 82 0-1 35 SH2-4 11 1B 2B		F FF 94 C FF 94 B FF 94 S SL 84 1-3 ② K				3	1	2	0	0	1	0
35 Dillon Gee, R (1, 1) OBP: 0.160, SLG: 0.109 23 Mike Baxter, L (6, PH) OBP: 0.333, SLG: 0.417 39 Bobby Parnell, R (7, 1) 19 Daniel Herrera, L (8, 1) 46 Manny Acosta, R (9, 1)			C SI 91 1 SAFE B SL 83 L SI 91 L SL 83 1-3 ① K	C SI 87 X SI 89 0-1 ① SH2-4 2-3		B FF 94 C FF 94 B SL 85 X FF 94 2-1 ③ F8			1 1 0 0 0	0 0 0 0 0	0 0 0 0 0	0 0 0 0 0	0 0 0 0 0	1 0 0 0 0	1 0 0 0 0
Inning Stats	R: 0 E: 0 K: 0 S: 6 H: 1 LOB: 1 BB: 0 P: 12	R: 0 E: 0 K: 3 S: 11 H: 0 LOB: 0 BB: 0 P: 12	R: 5 E: 1 K: 2 S: 23 H: 3 LOB: 1 BB: 2 P: 43	R: 1 E: 0 K: 0 S: 9 H: 2 LOB: 1 BB: 0 P: 11	R: 0 E: 0 K: 2 S: 9 H: 0 LOB: 0 BB: 0 P: 14	R: 0 E: 0 K: 2 S: 9 H: 0 LOB: 0 BB: 0 P: 14	R: 0 E: 0 K: 0 S: 11 H: 0 LOB: 0 BB: 0 P: 16	R: 0 E: 0 K: 2 S: 9 H: 0 LOB: 0 BB: 0 P: 13		1B: 4 2B: 2 3B: 0 HR: 0 SF: 0 SAC: 1 DP: 0 HBP: 0						

AB	30
R	6
H	6
RBI	4
BB	2
SO	11
LOB	6

WP: 0 PB: 0 SB: 2 CS: 0 PA: 33

PITCHER		IP	WLS	BF	H	R	ER	SO	BB	IBB	HBP	BLK	WP	HR	S	P	ERA	WHIP
56 Joe Blanton, R ERA: 5.03	(1, 1)	2.0		7	1	0	0	3	0	0	0	0	0	0	17	24	0.00	0.500
57 David Herndon, R ERA: 3.38	(3, 1)	0.2	L	6	1	4	1	1	2	0	0	0	0	0	16	31	13.50	4.500
Kyle Kendrick, R ERA: 3.17	(3, 1)	1.1	B	8	4	2	1	1	0	0	0	0	0	0	16	23	6.75	3.000
39 Michael Schwimer, R ERA: 5.84	(5, 1)	1.0		3	0	0	0	2	0	0	0	0	0	0	9	14	0.00	0.000
40 Michael Stutes, R ERA: 3.73	(6, 1)	2.0		6	0	0	0	2	0	0	0	0	0	0	20	30	0.00	0.000

PITCHER		IP	WLS	BF	H	R	ER	SO	BB	IBB	HBP	BLK	WP	HR	S	P	ERA	WHIP
37 Justin De Fratus, R ERA: 3.0	(8, 1)	1.0		3	0	0	0	2	0	0	0	0	0	0	9	13	0.00	0.000

Philadelphia Phillies @ New York Mets

Citi Field, Flushing, NY

Sun Sep 25 2011, 2:13 PM - 5:18 PM EDT

Att. 32,796 - Cloudy - 80 F

TOP

livebaseballscorecards.com

Batter	1	2	3	4	5	6	7	8	9	AB	R	H	RBI	BB	SO	LOB
11 Jimmy Rollins, S (1, 6) OBP: 0.337, SLG: 0.390	S FF 95 C FF 94 F FF 94 B FF 95 B FF 94 F FS 88 X FF 95 2-2 3 HR 1B	C CU 80 B FF 92 X CU 79 1-1 ② G4-3 2-3		C CH 82 C CU 73 X SL 73 0-2 26 S 3 1B 1B	B FF 93 F FF 92 B SL 83 X SL 82 2-1 26 FC4-6 1B		C SI 93 B FS 86 X FS 86 1-1 ① G5-3		C FF 93 B FS 93 F SL 86 X SL 87 1-2 ① G5-3	4	2	3	0	0	0	1
21 Wilson Valdez, R (7, PH) OBP: 0.292, SLG: 0.339 (7, 6)										2	0	0	0	0	0	0
26 Chase Utley, L (1, 4) OBP: 0.342, SLG: 0.420	B FF 93 X FF 93 1-0 ① P5	B SI 93 F FF 94 X FS 86 1-1 3-H 1B		B CH 84 D CH 83 B CH 83 B CH 81 4-0 3 1B 6 1B 1-2 BB	C FF 92 B SL 83 B FF 92 F FF 92 X FF 92 2-2 ① FC4-6 15 1B 1-2f		C FF 93 F CH 88 B CU 80 B CU 80 F SI 94 F SI 94 B SI 96 X FF 95 3-2 ② F7		C SI 93 C CU 79 B SL 84 S SL 85 1-3 ② K	5	1	1	1	1	1	2
3 Hunter Pence, R (1, 9) OBP: 0.368, SLG: 0.499	1 SAFE X FF 93 0-0 1-H HR	C SI 93 C SL 85 S FF 93 0-3 ③ K		B CH 74 C CU 72 X CH 83 1-1 29 HBP 6 1B 51 1B 1-3 2-H 1B	B SL 83 B FF 94 B FF 92 C FF 92 X FF 92 3-1 ② P4		C FS 86 B FS 86 C SI 95 B SI 95 B FS 86 B FS 86 4-2 15 1B BB		B SL 85 B FF 94 C FF 94 X SL 86 2-1 3B	5	2	3	3	1	1	2
6 Ryan Howard, L (1, 3) OBP: 0.345, SLG: 0.489 15 John Mayberry Jr., R (4, PR) OBP: 0.340, SLG: 0.521 (4, 3)	C FF 93 B FS 86 S FF 94 F SI 93 B FS 87 X FS 85 2-2 8 2B 29 SF9 1B	B FF 94 F FF 92 B FS 84 B FF 93 X SI 93 3-1 ① G4-3		B CH 83 C CH 83 B CH 83 B CH 80 X CH 79 3-1 29 HBP 51 1B 1-2 3-H 1B	B SL 83 C FF 92 D FF 92 F FF 91 X SL 82 2-2 1-2 1B		C FS 84 X SI 95 0-1 1-2 1B		B SI 93 F SI 93 B SI 92 B FF 94 C FF 94 B FF 95 4-2 BB	3	1	2	1	0	0	0
										2	1	2	0	1	0	0
8 Shane Victorino, S (1, 8) OBP: 0.354, SLG: 0.487	X SL 87 0-0 1-3 2B	X SI 93 0-0 ② F7		C CH 84 F CH 83 C CU 74 0-3 ① K	F FF 92 F FF 93 X SI 92 0-2 ③ G6-3		X SI 91 0-0 ③ P6		B SI 93 B FF 93 B FF 94 C FF 94 F FF 94 F FF 94 X FF 94 3-2 ③ F9	6	0	1	0	0	1	8
29 Raul Ibanez, L (1, 7) OBP: 0.289, SLG: 0.420	B FF 93 F FF 94 B FF 93 F FS 85 F SI 95 X SL 88 2-2 ② SF9 3-H	C FF 93 B FF 92 F FF 91 B SL 87 B SL 87 X SL 86 3-2 27 2B 1B		C CH 84 F CH 84 H CU 73 1-2 51 1B 1-2 2-3 HBP		B FF 93 X SI 92 1-0 ① G3-1		B FF 90 B FF 90 X FF 92 2-0 ① G4-3		3	1	1	1	0	0	0
27 Placido Polanco, R (1, 5) OBP: 0.337, SLG: 0.341	B SL 86 X SL 86 1-0 ③ F9	B FF 92 B FF 91 B FF 94 C FF 92 C FF 92 F FF 93 F SL 86 X SL 88 3-2 1-H 34 1B 2B		C CH 83 B CU 72 B CU 72 F CH 83 C CH 84 2-3 ② K		C FF 94 B SL 84 F FF 94 B SL 82 S FF 93 2-3 ② K		B FF 91 F FF 90 C KC 78 X KC 79 1-2 ② G5-3		5	0	1	1	0	2	4
51 Carlos Ruiz, R (1, 2) OBP: 0.379, SLG: 0.390		B SL 85 B SL 86 X FF 92 2-0 11 G4-3 34 SH3-4 26 1B 1B	I IN 66 I IN 70 I IN 72 I IN 74 4-0 34 1B IBB	X CU 72 0-0 1-2 2-H 3-H 1B		B SL 83 X SL 81 1-0 1B		C FF 91 B KC 79 S KC 79 B KC 79 B KC 79 X FF 90 3-2 1B		4	1	4	2	1	0	0
34 Roy Halladay, R (1, 1) OBP: 0.145, SLG: 0.149 37 Antonio Bastardo, R (7, 1) 49 Vance Worley, R (7, 1) OBP: 0.239, SLG: 0.244 46 Ryan Madson, L (9, 1)		C FF 92 X FF 92 0-1 ① SH3-4 1-2	X FF 93 0-0 ③ 1-2 2-H 1B	B CH 82 X CH 83 1-0 ③ G3-1	C FF 92 C SI 93 B SL 82 S SL 83 1-3 ③ K		B FF 91 S FF 91 S FF 91 F FF 92 F KC 79 X SL 84 1-2 ③ G1-3		3	0	1	0	0	1	3
									0	0	0	0	0	0	0	
									1	0	0	0	0	0	1	
									0	0	0	0	0	0	0	

	AB	R	H	RBI	BB	SO	LOB
	43	9	19	9	4	6	21

Inning Stats																																
	R: 3	H: 4	R: 1	H: 2	R: 1	H: 3	R: 4	H: 4	R: 0	H: 2	R: 0	H: 1	R: 0	H: 1	R: 0	H: 1	R: 0	H: 1	1B: 15	SF: 1	WP: 0	PA: 50
	E: 0	LOB: 1	E: 0	LOB: 1	E: 0	LOB: 2	E: 0	LOB: 2	E: 0	LOB: 2	E: 0	LOB: 1	E: 0	LOB: 2	E: 0	LOB: 2	E: 0	LOB: 2	2B: 2	SAC: 1	PB: 0	
	K: 0	BB: 0	K: 1	BB: 0	K: 0	BB: 1	K: 2	BB: 1	K: 0	BB: 0	K: 2	BB: 0	K: 0	BB: 1	K: 0	BB: 1	K: 1	BB: 1	3B: 1	DP: 0	SB: 1	
	S: 17	P: 25	S: 10	P: 14	S: 12	P: 25	S: 17	P: 29	S: 13	P: 22	S: 8	P: 13	S: 12	P: 20	S: 12	P: 19	S: 14	P: 25	HR: 1	HBP: 1	CS: 0	

PITCHER		IP	WLS	BF	H	R	ER	SO	BB	IBB	HBP	BLK	WP	HR	S	P	ERA	WHIP
34 Mike Pelfrey, R ERA: 4.74	(1, 1)	3.0	L	18	9	5	5	1	0	1	0	0	0	1	39	64	15.00	3.000
77 D.J. Carrasco, R ERA: 6.02	(4, 1)	1.0		9	4	4	4	2	1	0	1	0	0	0	17	29	36.00	5.000
36 Dale Thayer, R ERA: 3.24	(5, 1)	2.0		9	3	0	0	2	0	0	0	0	0	0	21	35	0.00	1.500
18 Ryota Igarashi, R ERA: 5.05	(7, 1)	1.0		5	1	0	0	0	1	0	0	0	0	0	12	20	0.00	2.000
27 Pedro Beato, R ERA: 4.34	(8, 1)	1.0		4	1	0	0	0	0	0	0	0	0	0	12	19	0.00	1.000

PITCHER		IP	WLS	BF	H	R	ER	SO	BB	IBB	HBP	BLK	WP	HR	S	P	ERA	WHIP
64 Josh Stinson, R ERA: 7.15	(9, 1)	1.0		5	1	0	0	1	1	0	0	0	0	0	14	25	0.00	2.000

BOTTOM

Batter	1	2	3	4	5	6	7	8	9	AB	R	H	RBI	BB	SO	LOB
7 José Reyes, S (1, 6) OBP: 0.379, SLG: 0.477	B FC 91 C CU 78 B FC 91 X CH 84 2-1 F9		C SI 91 C CU 78 X SI 93 0-2 G4-3			F CH 82 F FC 91 B FC 91 B CU 78 X FC 91 2-2 22 BB 2-3 1B	B FF 91 T FF 91 B FF 91 B SL 81 B FF 92 4-1 1-2 BB		C FF 93 B CH 82 B FF 93 X FF 94 2-1 22 FC3-6 11 1B 1B	4	0	2	0	1	0	0
11 Rubén Tejada, R (1, 4) OBP: 0.355, SLG: 0.332	C FC 90 B CH 85 C SI 93 X FC 91 1-2 G5-3			C SI 89 F CU 77 B CU 76 X SI 92 1-2 G5-3		B SI 93 X SI 94 1-0 L4	F FF 89 B SL 86 X FC 88 1-1 F8		B FF 94 D FF 94 C FF 93 B FF 93 X FF 92 3-1 22 FC3-6 1-2 1B	5	0	1	0	0	0	4
22 Willie Harris, L (1, 7) OBP: 0.356, SLG: 0.322	C FC 91 X CH 85 0-1 G1-3			C CU 76 T CH 83 B CU 77 F FC 91 X FC 91 1-2 L7		B FC 92 B FC 92 B CU 78 B SI 93 4-0 1-2 BB	C FF 90 B CH 83 F FF 89 F SL 85 C FF 89 1-3		X FF 92 0-0 1-2f 2-3 FC3-6 2 DI	4	0	0	0	1	1	4
6 Nick Evans, R (1, 3) OBP: 0.311, SLG: 0.399		C FC 92 B CH 84 C CU 78 X SI 93 1-2 G5-3		X SI 92 0-0 P4	C CU 78 B CU 78 C CU 78 F CH 84 S CH 85 1-3			T FC 90 X FF 86 0-1 2 2B 1B	D FC 92 S CH 84 S CH 82 S CH 82 1-3	5	1	1	0	0	2	5
2 Justin Turner, R (1, 5) OBP: 0.336, SLG: 0.360		B SI 92 F SI 93 F SI 94 F FC 86 X CU 79 1-2 2B			B CU 75 T FC 88 B FC 90 S CH 83 F FC 90 C SI 92 2-3		C FF 91 C FF 91 S SL 82 0-3	C SL 86 B SL 86 F FF 91 B FF 90 F CH 83 X FF 89 2-2 1-H 2B	B FC 92 S FF 94 X CH 82 1-1 1-2	5	0	2	1	0	2	2
23 Mike Baxter, L (1, 9) OBP: 0.323, SLG: 0.370		T FC 92 F FC 92 B FC 91 B CU 78 F FC 92 S FC 92 2-3 K			F FC 91 X FC 90 0-1 F8		B FF 91 F FF 92 B SL 83 B SL 81 C FF 92 B FF 91 4-2 9 HR BB	T FF 91 C SL 86 B SI 90 F SL 85 B SI 90 B SI 91 S FF 91 3-3		3	1	0	0	1	2	2
9 Ronny Paulino, R (1, 2) OBP: 0.317, SLG: 0.357	C CU 79 X CH 85 0-1 G4-3				B SI 93 C FC 90 B FC 91 F FC 91 X CH 83 2-2 G5-3		S SL 82 C FF 92 X SL 83 0-2 1-H HR	B SL 87 B FC 92 F FF 91 C SL 86 B FF 91 C FF 90 3-3		4	1	1	2	0	1	2
20 Jason Pridie, L (1, 8) OBP: 0.314, SLG: 0.367			C CU 76 B SI 90 X FC 90 1-1 3 G4-6-3 1B			C FC 89 X SI 91 0-1 7 1B 2B	C FF 91 F SL 83 X FF 92 0-2 15 1B 3B	C FF 91 B CH 85 B SL 86 B FF 91 F FF 91 B FF 91 4-2 BB		3	1	3	0	1	0	0
34 Mike Pelfrey, R (7, 1) 3 Josh Satin, R (3, PH) 77 D.J. Carrasco, R (4, 1) 36 Dale Thayer, R (8, 1) 30 Josh Thole, L (6, PH) 18 Ryota Igarashi, R (7, 1) 15 Valentino Pascucci, R (7, PH) 27 Pedro Beato, R (8, 1) 5 David Wright, R (8, PH) 64 Josh Stinson, R (9, 1)			F FC 90 X SI 93 0-1 G4-6-3 1-2f			X FC 88 0-0 L8	B FF 92 B SL 82 C FF 92 C SL 82 B SL 83 X SL 82 3-2 7 WP 3-H 1B	B FF 91 X SL 87 1-0 P4		0 0 0 0 0 0 0 1 0 0 0 0 0 1 0 0 0 0 0 0 0 0 0 0 0 0 0 0 1 0 0 0 0 0 1 0 0 0 0 0 0 0 1 0 1 1 0 0 0 0 0 0 0 0 0 0 1 0 0 0 0 0 2 0 0 0 0 0 0 0						
Inning Stats	R: 0 E: 0 K: 0 S: 7 H: 0 LOB: 0 BB: 0 P: 10	R: 0 E: 0 K: 1 S: 13 H: 1 LOB: 1 BB: 0 P: 17	R: 0 E: 0 K: 0 S: 7 H: 1 LOB: 0 BB: 0 P: 8	R: 0 E: 0 K: 0 S: 8 H: 0 LOB: 0 BB: 0 P: 10	R: 0 E: 0 K: 1 S: 9 H: 0 LOB: 0 BB: 0 P: 13	R: 0 E: 0 K: 1 S: 11 H: 2 LOB: 3 BB: 1 P: 19	R: 3 E: 0 K: 2 S: 21 H: 3 LOB: 2 BB: 2 P: 34	R: 1 E: 0 K: 2 S: 16 H: 2 LOB: 2 BB: 1 P: 29	R: 0 E: 0 K: 1 S: 10 H: 2 LOB: 2 BB: 0 P: 17	1B: 6 2B: 3 3B: 1 HR: 1 SF: 0 SAC: 0 DP: 1 HBP: 0						

PITCHER		IP	WLS	BF	H	R	ER	SO	BB	IBB	HBP	BLK	WP	HR	S	P	ERA	WHIP
34 Roy Halladay, R ERA: 2.35	(1, 1)	6.0	W	22	4	0	0	3	1	0	0	0	0	0	55	77	0.00	0.833
37 Antonio Bastardo, L ERA: 2.68	(7, 1)	0.1		6	3	3	3	1	2	0	0	0	1	1	15	26	81.00	15.000
49 Vance Worley, R ERA: 3.03	(7, 1)	1.2		8	2	1	1	3	1	0	0	0	0	0	22	37	5.40	1.800
46 Ryan Madson, R ERA: 2.45	(9, 1)	1.0		5	2	0	0	1	0	0	0	0	0	0	10	17	0.00	2.000

PITCHER	IP	WLS	BF	H	R	ER	SO	BB	IBB	HBP	BLK	WP	HR	S	P	ERA	WHIP

Philadelphia Phillies @ New York Mets

Citi Field, Flushing, NY

Sun Sep 25 2011, 2:13 PM - 5:18 PM EDT

Att. 32,796 - Cloudy - 80 F

livebaseballscorecards.com

AB	37
R	4
H	11
RBI	4
BB	4
SO	8
LOB	23

WP: 1 PA: 41
PB: 0
SB: 0
CS: 0

Philadelphia Phillies @ Atlanta Braves

Turner Field, Atlanta, GA

Mon Sep 26 2011, 7:10 PM - 10:07 PM EDT

Att. 42,597 - Partly Cloudy - 81 F

livebaseballscorecards.com

Batter	1	2	3	4	5	6	7	8	9	AB	R	H	RBI	BB	SO	LOB
11 Jimmy Rollins, S (1, 6) OBP: 0.338, SLG: 0.396	C FF 94 X SI 91 0-1 ① F7		X FF 94 0-0 ③ G6-3		C FF 94 B CH 85 X SI 91 1-1 HR		C SI 92 S SL 88 B SL 88 X SI 94 1-2 1B		B FF 94 C CU 79 X CU 80 1-1 ③ F8	5	1	2	1	0	0	0
26 Chase Utley, L (1, 4) OBP: 0.339, SLG: 0.415	B SI 93 B SI 91 C SI 92 C SI 93 B FF 95 F SI 92 X FF 95 3-2 ② F9			B FF 92 C SI 93 B CU 80 X SI 93 2-1 ① G4-1	B SI 92 C CH 85 X CH 84 1-1 ② G4-3		C SI 93 1 SAFE C SI 91 F FF 94 1 SAFE S SI 94 0-3 ② K			4	0	0	0	0	1	1
3 Hunter Pence, R (1, 9) OBP: 0.367, SLG: 0.497	B CU 80 C SI 94 X SI 94 1-1 ③ F9			C SI 92 C FF 94 B CU 81 B SI 94 F CH 86 B CH 86 F SI 87 X SI 94 3-2 6 1B 27 1B 1B	B CH 85 B CU 78 X CH 82 2-0 ③ G1-3		F FF 89 1 SAFE X SL 88 0-1 ③ F9			4	1	1	0	0	0	1
6 Ryan Howard, L (1, 3) OBP: 0.346, SLG: 0.489		B SI 93 S SI 92 B SI 92 S CH 85 F SI 96 B CH 85 X SI 94 3-2 8 FC4-6 1B		B SI 90 1 SAFE S SI 88 B SI 88 X SI 90 2-1 27 1B 8 BB 1-3 1B		C SI 90 B SL 82 S SL 81 X CH 82 1-2 ① G5-3		S SI 97 F SI 97 S SL 89 0-3 ① K		4	0	2	0	0	1	0
8 Shane Victorino, S (1, 8) OBP: 0.357, SLG: 0.494		B CH 81 F SI 90 X SI 90 1-1 ① FC4-6 27 FC6-4 1-2f		D CU 79 S CH 82 C SI 89 F CU 80 D CU 80 D CH 84 D CH 84 4-2 27 1B 1-2 BB		B CH 82 X CH 82 1-0 29 1B 3B		F SI 97 B SI 95 X SI 95 1-1 29 1B 2B		3	2	2	0	1	0	1
29 Raul Ibanez, L (1, 7) OBP: 0.290, SLG: 0.421		C SI 91 F SI 89 X CH 82 0-2 ② F7		D CH 84 X SI 91 1-0 ② P3		X SL 88 0-0 3-H 1B		C SI 96 B SI 96 B SL 87 T SI 96 B SL 87 X SI 96 3-2 27 G6-4-3 2-H 1B		4	0	2	2	0	0	4
27 Placido Polanco, R (1, 5) OBP: 0.337, SLG: 0.340		B CU 78 B SI 91 X SI 91 2-0 ③ FC6-4 1-2f		B SI 91 F SI 92 S CH 84 B SI 93 X SI 93 2-2 1-2 2-3 3-H 1B		C SI 93 1 SAFE B FF 94 F FF 89 B SI 94 F FF 94 B SI 93 X SI 92 3-2 ② F9		X SI 97 0-0 ② ③ G6-4-3 1-2f		4	0	1	1	0	0	3
51 Carlos Ruiz, R (1, 2) OBP: 0.376, SLG: 0.387			X FF 95 0-0 ① P4	C SI 93 C SI 93 B CU 80 S CH 84 F CH 85 X CU 80 1-2 ③ F8		C SI 94 1 SAFE B SI 93 T SI 93 B SI 94 X SI 94 2-2 ③ G5-3			B FF 93 B CU 79 X FF 93 2-0 ① P4	4	0	0	0	0	0	4
33 Cliff Lee, L (1, 1) OBP: 0.208, SLG: 0.307 10 Ben Francisco, R (7, PH) OBP: 0.338, SLG: 0.364 55 Joe Savery, L (7, 1) 40 Michael Stutes, R (7, 1) 54 Brad Lidge, R (8, 1) 15 John Mayberry Jr., R (9, PH) OBP: 0.339, SLG: 0.519 46 Ryan Madson, L (9, 1)			B FF 94 S SI 91 B CH 83 F SI 92 B FF 93 F SI 92 X SI 94 3-2 ② F7	X SI 93 0-0 ① F7		B SI 91 X SI 93 1-0 ① G6-3		C FF 94 B FF 94 X FF 95 1-1 ② L9	2 1 0 0 0 0 1 0	0 0 0 0 0 0 0 0	0 0 0 0 0 0 0 0	0 0 0 0 0 0 0 0	0 0 0 0 0 0 0 0	0 0 0 0 0 0 0 0	0 0 0 0 0 0 0 0
Inning Stats	R: 0 E: 0 K: 0 S: 8 H: 0 LOB: 0 BB: 0 P: 12	R: 0 E: 0 K: 0 S: 10 H: 1 LOB: 1 BB: 0 P: 16	R: 0 E: 0 K: 0 S: 6 H: 0 LOB: 0 BB: 0 P: 9	R: 1 E: 0 K: 0 S: 20 H: 3 LOB: 3 BB: 1 P: 35	R: 1 E: 0 K: 0 S: 6 H: 1 LOB: 0 BB: 0 P: 10	R: 1 E: 0 K: 0 S: 12 H: 2 LOB: 1 BB: 0 P: 19	R: 0 E: 0 K: 1 S: 10 H: 1 LOB: 1 BB: 0 P: 12	R: 1 E: 0 K: 1 S: 9 H: 2 LOB: 0 BB: 0 P: 13	R: 0 E: 0 K: 0 S: 5 H: 0 LOB: 0 BB: 0 P: 9	1B: 7 2B: 1 3B: 1 HR: 1 SF: 0 SAC: 0 DP: 1 HBP: 0						

PITCHER		IP	WLS	BF	H	R	ER	SO	BB	IBB	HBP	BLK	WP	HR	S	P	ERA	WHIP
40 Randall Delgado, R ERA: 2.83	(1, 1)	5.0		21	5	2	2	0	1	0	0	0	0	1	50	82	3.60	1.200
50 Cristhian Martinez, R ERA: 3.4	(6, 1)	0.1	L	2	1	1	1	0	0	0	0	0	0	0	4	6	27.00	3.000
34 Eric O'Flaherty, L ERA: 0.99	(6, 1)	1.2		7	2	0	0	1	0	0	0	0	0	0	18	25	0.00	1.200
39 Jonny Venters, L ERA: 1.86	(8, 1)	1.0		4	2	1	1	1	0	0	0	0	0	0	9	13	9.00	2.000
38 Anthony Varvaro, R ERA: 2.74	(9, 1)	1.0		3	0	0	0	0	0	0	0	0	0	0	5	9	0.00	0.000

PITCHER	IP	WLS	BF	H	R	ER	SO	BB	IBB	HBP	BLK	WP	HR	S	P	ERA	WHIP

AB	36
R	4
H	10
RBI	4
BB	1
SO	2
LOB	14

WP: 0 PA: 37
PB: 0
SB: 0
CS: 0

Philadelphia Phillies @ Atlanta Braves

Turner Field, Atlanta, GA

Mon Sep 26 2011, 7:10 PM - 10:07 PM EDT

Att. 42,597 - Partly Cloudy - 81 F

livebaseballscorecards.com

BOTTOM

Batter	1	2	3	4	5	6	7	8	9	AB	R	H	RBI	BB	SO	LOB
24 Michael Bourn, L (1, 8) OBP: 0.347, SLG: 0.385	C SI 91 X FC 87 0-1 ① L5	M CU 75 B CU 76 F CU 74 F FF 92 B SI 91 B CH 84 X FF 91 3-2 ③ G4-3			C SI 93 F SI 93 S SI 93 0-3 ③ K			B FF 90 S SL 81 F SL 81 B FF 90 B SL 82 B SL 81 4-2 14 1B BB		3	0	0	0	1	1	1
14 Martín Prado, R (1, 7) OBP: 0.304, SLG: 0.383	T FF 92 F FF 93 X SI 92 0-2 ② F8		C CH 83 B CU 73 X CH 83 1-1 ① F8			B FC 87 F FC 86 F FC 87 S CU 74 1-3 ① K		C SL 82 P PO 85 F SL 80 X FF 90 1-2 10 G4-6-3 1-2 1B		4	0	1	0	0	1	0
10 Chipper Jones, S (1, 5) OBP: 0.349, SLG: 0.479	B CU 75 B FC 86 C FF 92 S CU 75 X SI 92 2-2 HR		C SI 91 F FC 86 B CU 75 B CU 74 B FF 92 C FC 87 3-3 ② K			B CU 73 C SI 92 S CU 75 X FC 87 1-2 2B		C SL 81 B FF 90 B SL 81 X SL 82 2-1 ②③ G4-6-3 1-2f		4	1	2	1	0	1	2
26 Dan Uggla, R (1, 4) OBP: 0.311, SLG: 0.453	C SI 92 B CH 84 C CH 84 X CH 85 1-2 2B		C FC 87 C SI 93 B FF 92 S SI 93 1-3 ③ K			F SI 92 C SI 92 F CU 76 S CH 86 0-3 ② K2-3			S CH 82 X FF 93 0-1 2B	4	0	2	0	0	2	1
5 Freddie Freeman, L (1, 3) OBP: 0.349, SLG: 0.452	B SI 91 X SI 90 1-0 ③ G6-3			F FC 86 C FF 91 F CU 74 B CU 74 B CU 76 B CU 73 X CH 84 3-2 ① G5-3		X SI 92 0-0 ③ P6			S CH 82 D CH 83 B FF 91 B CH 84 F CH 83 F FF 95 S FC 92 3-3 ① K	4	0	0	0	0	1	3
16 Brian McCann, L (1, 2) OBP: 0.351, SLG: 0.465		B FC 86 F SI 90 X SI 92 1-1 ① G4-3		F SI 91 F SI 92 B CU 76 F FF 94 F SI 93 B FC 87 F CH 86 X SI 93 2-2 ② P3			C SL 81 X FF 92 0-1 ① G4-3		C FF 94 B FF 94 B FF 95 F FC 91 S CH 83 2-3 ② K	4	0	0	0	0	1	1
23 Matt Diaz, R (1, 9) OBP: 0.303, SLG: 0.324 22 Jason Heyward, L (9, PH) OBP: 0.320, SLG: 0.390		F SI 92 B SI 92 F CU 74 X SI 92 1-2 2 2B 2B		B FC 85 C SI 90 F FC 86 F SI 93 X FC 87 1-2 ③ L5			B FF 94 F SL 84 B FF 94 F FF 94 F FF 94 B SL 84 X FF 94 3-2 ② L9		C FF 95 X CH 85 0-1 ③ G3	3 1	1 0	1 0	0 0	0 0	0 0	0 1
2 Alex Gonzalez, R (1, 6) OBP: 0.270, SLG: 0.372		C SI 90 S FC 86 X SI 91 0-2 40 G5-3 2-H 2B			B CH 85 B CH 84 C SI 91 S FC 87 C SI 93 2-3 ① K		S SL 84 B SL 83 F SL 83 S SL 82 1-3 ③ K			3	0	1	1	0	2	0
40 Randall Delgado, R (1, 1) 17 Jose Constanza, L (5, PH) OBP: 0.345, SLG: 0.393 50 Cristhian Martinez, R (6, 1) OBP: 0.333, SLG: 0.500 34 Eric O'Flaherty, L (6, 1) 39 Jonny Venters, L (8, 1) 20 Eric Hinske, L (8, PH) OBP: 0.312, SLG: 0.404 38 Anthony Varvaro, R (9, 1)		F SI 91 B FC 88 F SI 91 X SI 92 1-2 ② G5-3 2-3			X SI 93 0-0 ② G5-3			S SL 82 S SL 82 B SL 82 B SL 81 B SL 80 C SL 81 3-3 ① K		1 1 0 0 0 0 1 0	0 0 0 0 0 0 0 0	0 0 0 0 0 0 0 0	0 0 0 0 0 0 1 0	0 0 0 0 0 0 0 0	0 0 0 0 0 0 0 0	1 0 0 0 0 0 0 0
Inning Stats	R: 1 E: 0 K: 0 S: 12 H: 2 LOB: 1 BB: 0 P: 16	R: 1 E: 0 K: 0 S: 15 H: 2 LOB: 1 BB: 0 P: 21	R: 0 E: 0 K: 2 S: 8 H: 0 LOB: 0 BB: 0 P: 13	R: 0 E: 0 K: 0 S: 14 H: 0 LOB: 0 BB: 0 P: 20	R: 0 E: 0 K: 2 S: 7 H: 0 LOB: 0 BB: 0 P: 9	R: 0 E: 0 K: 2 S: 11 H: 1 LOB: 1 BB: 0 P: 13	R: 0 E: 0 K: 1 S: 9 H: 0 LOB: 0 BB: 0 P: 13	R: 0 E: 0 K: 1 S: 11 H: 1 LOB: 1 BB: 1 P: 20	R: 0 E: 0 K: 2 S: 11 H: 1 LOB: 1 BB: 0 P: 16	1B: 1 2B: 5 3B: 0 HR: 1	SF: 0 SAC: 0 DP: 1 HBP: 0		WP: 0 PB: 0 SB: 0 CS: 0	PA: 34		

	AB	33
	R	2
	H	7
	RBI	2
	BB	1
	SO	10
	LOB	10

PITCHER		IP	WLS	BF	H	R	ER	SO	BB	IBB	HBP	BLK	WP	HR	S	P	ERA	WHIP
33 Cliff Lee, L ERA: 2.4	(1, 1)	6.0	W	23	5	2	2	6	0	0	0	0	0	1	67	92	3.00	0.833
55 Joe Savery, L ERA:	(7, 1)	0.1	H	1	0	0	0	0	0	0	0	0	0	0	2	2	0.00	0.000
40 Michael Stutes, R ERA: 3.69	(7, 1)	0.2	H	2	0	0	0	1	0	0	0	0	0	0	7	11	0.00	0.000
54 Brad Lidge, R ERA: 1.47	(8, 1)	1.0	H	4	1	0	0	1	1	0	0	0	0	0	11	20	0.00	2.000
46 Ryan Madson, R ERA: 2.41	(9, 1)	1.0	S	4	1	0	0	2	0	0	0	0	0	0	11	16	0.00	1.000

PITCHER	IP	WLS	BF	H	R	ER	SO	BB	IBB	HBP	BLK	WP	HR	S	P	ERA	WHIP

Philadelphia Phillies @ Atlanta Braves

Turner Field, Atlanta, GA

Tue Sep 27 2011, 7:11 PM - 9:41 PM EDT

Att. 38,663 - Partly Cloudy - 76 F

livebaseballscorecards.com

Batter	1	2	3	4	5	6	7	8	9	AB	R	H	RBI	BB	SO	LOB
11 Jimmy Rollins, S (1, 6) OBP: 0.340, SLG: 0.403	B C SL 79 S SL 79 X SI 88 1-2 ① G4-3		C SI 88 B SI 88 X CH 84 1-1 3 S 1-2 3-H 1B		B SL 78 B SL 79 X SI 87 2-0 3 PB 3 HR 1B		B FF 95 C FF 94 B CU 77 B CH 84 X FF 92 3-1 HR		S SI 94 X SI 95 0-1 ③ F7	5	2	3	2	0	0	1
26 Chase Utley, L (1, 4) OBP: 0.341, SLG: 0.424	C SI 88 B CH 84 B SI 88 X SI 89 2-1 HR		B SI 89 C SI 89 X CH 84 1-1 ① F8 2-3		1 SAFE B SI 96 F SI 96 B SI 96 B SI 94 F SI 95 F SI 96 F SI 96 F SL 82 3-2 ① F SI 96 X SL 81 F7		C FF 94 B FF 94 B CU 77 B CH 85 X FF 93 3-1 3 G1-4-3 1B			4	1	2	1	0	0	3
3 Hunter Pence, R (1, 9) OBP: 0.366, SLG: 0.502	C SI 90 C SI 90 B SI 88 B SL 82 S SL 81 2-3 ② K		B SI 87 B SI 87 B SL 81 X SL 81 3-0 ② SF7 1-2 3-H		S SL 81 1 SAFE B SL 81 S SL 81 X SL 81 1-2 1-H HR		C FF 93 F FF 93 D CU 77 X FF 94 1-2 ②③ G1-4-3 1-2f			3	1	1	3	0	1	1
6 Ryan Howard, L (1, 3) OBP: 0.344, SLG: 0.486	B SL 81 B CH 84 C SL 81 X CH 84 2-1 ③ G5-3		C SL 80 B CH 84 F SL 79 X SL 81 1-2 ③ G4-3		B FF 97 C SI 97 B CH 86 S SI 96 S SL 84 2-3 ② K			B FF 92 X FF 93 1-0 ① G3-1		4	0	0	0	0	1	1
8 Shane Victorino, S (1, 8) OBP: 0.356, SLG: 0.492		B SI 88 F SI 89 X SI 88 1-1 ① G4-3		C SI 88 B SI 88 B CH 83 C SI 88 X SI 88 2-2 29 1B 27 SF9 1B	C FF 98 X SL 84 0-1 ③ G4-3			B FF 93 X FF 93 1-0 ② F8		4	1	1	0	0	0	0
29 Raul Ibanez, L (1, 7) OBP: 0.290, SLG: 0.420 37 Antonio Bastardo, R (8, 1) Kyle Kendrick, R (9, 1) OBP: 0.269, SLG: 0.208		C SI 89 B CH 84 B CH 83 X SI 88 2-1 ② G4-3		1 SAFE 1 SAFE X SI 87 0-0 1-3 1B		B FF 94 B FF 94 S FF 92 C FF 94 S CU 76 2-3 ① K2-3		C FF 94 B CU 76 X CH 82 1-1 ③ P5		4 0 0	0 0 0	1 0 0	0 0 0	0 0 0	1 0 0	0 0 0
27 Placido Polanco, R (1, 5) OBP: 0.334, SLG: 0.338		C SI 89 C SI 89 B SI 89 F SI 87 F SI 89 X FC 87 1-2 ③ F8		F SI 88 B CH 83 1 SAFE F SI 89 B FC 87 B FC 85 X FC 86 3-2 ① SF9 3-H		C CU 76 C FF 94 B FF 95 C FF 95 1-3 ② K			F FF 94 B FF 95 X FF 95 1-1 ① G6-3	3	0	0	1	0	1	0
51 Carlos Ruiz, R (1, 2) OBP: 0.375, SLG: 0.388			B SI 88 B FC 85 C SI 88 B SI 89 C SL 79 X SL 80 3-2 44 SH 11 1B 2B	F SI 87 F FC 86 C SI 89 0-3 ② K		C FF 95 B CU 78 X CU 78 1-1 ③ G5-3			C FF 94 B FC 88 F SL 86 S FF 95 1-3 ② K	4	1	1	0	0	2	1
44 Roy Oswalt, R (1, 1) OBP: 0.167, SLG: 0.079 16 John Bowker, L (7, PH) OBP: 0.188, SLG: 0.167 55 Joe Savery, L (7, 1) 15 John Mayberry Jr., R (8, 7) OBP: 0.341, SLG: 0.519			X SI 87 0-0 SH 26 F8 11 1B 3 SF7 2-3	C SI 88 C SI 88 X SI 88 0-2 ③ G3			B CH 83 F FF 94 C FF 93 S CU 78 1-3 ① K		C FF 96 S SL 85 B FF 96 B SL 82 F FC 87 B FF 96 B FF 95 4-2 BB	1 1 0 0	1 0 0 0	0 0 0 0	0 0 0 1	0 0 0 0	0 1 0 0	1 0 0 0

TOP

AB	33
R	7
H	9
RBI	7
BB	1
SO	7
LOB	8

Inning Stats	1	2	3	4	5	6	7	8	9
	R: 1 E: 0 K: 1 S: 10	R: 0 E: 0 K: 0 S: 9	R: 2 E: 0 K: 0 S: 12	R: 1 E: 0 K: 1 S: 13	R: 2 E: 0 K: 1 S: 16	R: 0 E: 0 K: 2 S: 8	R: 1 E: 0 K: 1 S: 10	R: 0 E: 0 K: 0 S: 4	R: 0 E: 0 K: 1 S: 10
	H: 1 LOB: 0 BB: 0 P: 17	H: 0 LOB: 0 BB: 0 P: 13	H: 2 LOB: 1 BB: 0 P: 21	H: 2 LOB: 0 BB: 0 P: 18	H: 2 LOB: 0 BB: 0 P: 24	H: 0 LOB: 0 BB: 0 P: 12	H: 2 LOB: 0 BB: 0 P: 18	H: 0 LOB: 0 BB: 0 P: 7	H: 0 LOB: 1 BB: 1 P: 16

1B: 5	SF: 2
2B: 1	SAC: 1
3B: 0	DP: 1
HR: 3	HBP: 0

WP: 0	PA: 37
PB: 1	
SB: 1	
CS: 0	

PITCHER		IP	WLS	BF	H	R	ER	SO	BB	IBB	HBP	BLK	WP	HR	S	P	ERA	WHIP
32 Derek Lowe, R ERA: 5.05	(1, 1)	4.0	L	19	6	5	5	2	0	0	0	0	0	1	45	72	11.25	1.500
59 Arodys Vizcaíno, R ERA: 4.67	(5, 1)	1.0		4	1	1	1	1	0	0	0	0	0	1	15	21	9.00	1.000
27 Julio Teheran, R ERA: 5.03	(6, 1)	3.0		10	2	1	1	3	0	0	0	0	0	1	22	37	3.00	0.667
19 Scott Linebrink, R ERA: 3.54	(9, 1)	1.0		4	0	0	0	1	1	0	0	0	0	0	10	16	0.00	1.000

PITCHER		IP	WLS	BF	H	R	ER	SO	BB	IBB	HBP	BLK	WP	HR	S	P	ERA	WHIP

Philadelphia Phillies @ Atlanta Braves

Turner Field, Atlanta, GA

Tue Sep 27 2011, 7:11 PM - 9:41 PM EDT

Att. 38,663 - Partly Cloudy - 76 F

livebaseballscorecards.com

BOTTOM

Batter	1	2	3	4	5	6	7	8	9	AB	R	H	RBI	BB	SO	LOB
24 Michael Bourn, L (1, 8) OBP: 0.346, SLG: 0.384	B SI 91 X FF 91 1-0 ① F8		C CH 84 B FC 87 X FF 94 1-1 14 S 1B		C SI 92 C FF 92 B FF 93 B SL 79 B FF 93 C FC 85 3-3 ③ K			S FF 93 C SL 85 B FF 94 S FF 94 1-3 ③ K		4	0	1	0	0	2	0
14 Martín Prado, R (1, 7) OBP: 0.304, SLG: 0.387	C FF 93 F FF 92 X SL 79 0-2 ② G4-3		B FC 85 B FC 84 1 SAFE S CH 83 C FC 85 F CH 84 B FF 93 X FF 95 3-2 E6 10 G1-6-3 1-2			B FF 93 T FF 93 F CU 70 F FF 95 F SL 79 B FF 94 X FF 92 2-2 ① G4-3			F SI 92 X SI 91 0-1 HR	4	1	1	1	0	0	1
10 Chipper Jones, S (1, 5) OBP: 0.348, SLG: 0.476	S SI 94 B FF 94 B SI 93 B CH 84 B SI 93 4-1 BB		C CH 86 X CU 69 0-1 ② ③ G1-6-3 1-2f			C FF 95 T FF 95 B FF 95 B FC 81 B FF 94 X FF 94 3-2 ② G6-3			B SI 91 B CH 83 C FC 87 X FC 87 2-1 ① P6	3	0	0	0	1	0	2
26 Dan Uggla, R (1, 4) OBP: 0.309, SLG: 0.450	X FC 85 0-0 ③ F8			X FF 93 0-0 ① F9		C CH 84 C CU 67 S FF 95 0-3 ③ K			C SL 79 F FC 87 B CH 85 F FC 86 B SI 93 X SI 92 2-2 ② G6-3	4	0	0	0	0	1	1
5 Freddie Freeman, L (1, 3) OBP: 0.347, SLG: 0.449		B FF 92 C FF 94 X FF 91 1-1 ① G5-3		C CH 83 B CU 71 B CH 80 X FF 94 2-1 ② G4-3			B FF 92 B FF 91 F FF 90 X SL 81 2-1 ① F9		B SI 91 S FC 88 B SI 92 S CH 84 C FC 88 2-3 ③ K	4	0	0	0	0	1	0
16 Brian McCann, L (1, 2) OBP: 0.352, SLG: 0.469		F FF 94 F SL 76 B SL 78 B FF 93 B FC 87 X FC 84 3-2 1B		C SI 92 S X SL 80 0-2 2B			F FF 91 B SL 84 F SL 81 C SL 83 1-3 ② K			3	0	2	0	0	1	0
2 Alex Gonzalez, R (1, 6) OBP: 0.270, SLG: 0.372 1 Jack Wilson, R (2, PH) OBP: 0.275, SLG: 0.286 (3, 6)		F FF 94 B CH 84 T FC 86 F CH 86 O SL 79 F FC 84 X FF 93 2-2 ② P3		C FC 85 X FF 94 0-1 ③ G3			B FF 91 X FF 91 1-0 ③ G6-3			0 3	0 0	0 0	0 0	0 0	0 0	0 2
22 Jason Heyward, L (1, 9) OBP: 0.319, SLG: 0.388 7 Brooks Conrad, S (8, PH) OBP: 0.328, SLG: 0.392 19 Scott Linebrink, R (9, 1)		F FF 94 B FF 94 B FF 92 F FC 85 C FF 93 2-3 ③ K			C FF 92 B FF 93 C CH 82 C CU 63 1-3 ① K			S FF 93 C FF 95 B SL 85 X SL 85 1-2 ① G6-3		2 1 0	0 0 0	0 0 0	0 0 0	0 0 0	2 0 0	1 0 0
32 Derek Lowe, R (1, 1) OBP: 0.232, SLG: 0.308 59 Arodys Vizcaino, R (5, 1) 17 Jose Constanza, L (5, PH) OBP: 0.342, SLG: 0.389 27 Julio Teheran, R (6, 1) 23 Matt Diaz, R (8, PH) OBP: 0.302, SLG: 0.323 (9, 9)			C FF 92 X CH 85 0-1 ① G5-3		C SI 92 B CU 71 X CH 83 1-1 ② F7			C SL 83 F FF 93 B SL 85 X FF 94 1-2 ② F8		1 0 1 0 1	0 0 0 0 0	0 0 0 0 0	0 0 0 0 0	0 0 0 0 0	0 0 0 0 0	0 0 0 0 0
Inning Stats	R: 0 E: 0 K: 0 S: 6 H: 0 LOB: 1 BB: 1 P: 11	R: 0 E: 0 K: 1 S: 13 H: 1 LOB: 1 BB: 0 P: 21	R: 0 E: 1 K: 0 S: 10 H: 1 LOB: 1 BB: 0 P: 14	R: 0 E: 0 K: 0 S: 8 H: 1 LOB: 1 BB: 0 P: 10	R: 0 E: 0 K: 2 S: 8 H: 0 LOB: 0 BB: 0 P: 13	R: 0 E: 0 K: 1 S: 11 H: 0 LOB: 0 BB: 0 P: 16	R: 0 E: 0 K: 1 S: 6 H: 0 LOB: 0 BB: 0 P: 10	R: 0 E: 0 K: 1 S: 9 H: 0 LOB: 0 BB: 0 P: 12	R: 1 E: 0 K: 1 S: 11 H: 1 LOB: 0 BB: 0 P: 17	1B: 2 2B: 1 3B: 0 HR: 1 SF: 0 SAC: 0 DP: 1 HBP: 0						

	AB	31
	R	1
	H	4
	RBI	1
	BB	1
	SO	7
	LOB	7

WP: 0 PB: 0 SB: 1 CS: 0 PA: 32

PITCHER		IP	WLS	BF	H	R	ER	SO	BB	IBB	HBP	BLK	WP	HR	S	P	ERA	WHIP
44 Roy Oswalt, R ERA: 3.69	(1, 1)	6.0	W	22	3	0	0	4	1	0	0	0	0	0	56	85	0.00	0.667
55 Joe Savery, L ERA:	(7, 1)	1.0		3	0	0	0	1	0	0	0	0	0	0	6	10	0.00	0.000
37 Antonio Bastardo, L ERA: 2.64	(8, 1)	1.0		3	0	0	0	1	0	0	0	0	0	0	9	12	0.00	0.000
Kyle Kendrick, R ERA: 3.22	(9, 1)	1.0		4	1	1	1	1	0	0	0	0	0	1	11	17	9.00	1.000

PITCHER	IP	WLS	BF	H	R	ER	SO	BB	IBB	HBP	BLK	WP	HR	S	P	ERA	WHIP

Batter	1	2	3	4	5	6	7	8	9	10	11	12	13	AB	R	H	RBI	BB	SO	LOB
11 Jimmy Rollins, S (1, 6) OBP: 0.338, SLG: 0.399	S FF 91 B FF 92 F SI 92 B SI 93 B CU 78 F SI 92 F SI 93 F SI 92 F FF 92 3-2 X SI 92 G4-3 ①		B SI 90 B CU 77 C FC 84 X SI 91 2-1 G4-3 ②		X SI 90 0-0 F8 ③			B SI 96 F SI 95 F FF 96 F SL 88 X SI 97 1-2 G3 ①	C FF 98 B KC 87 B KC 88 S FF 98 F FF 98 D KC 90 B FF 98 4-2 3 BB 1-2 2-3 BB		B FF 94 B FF 91 F FF 94 S FF 94 B FF 95 X FF 92 3-2 G3-1 ②		S SI 94 B SL 86 X SI 94 1-1 F8 ②	6	0	0	0	1	0	1
26 Chase Utley, L (1, 4) OBP: 0.344, SLG: 0.425	C FS 80 B SI 91 C CU 78 B SI 92 X SI 92 2-2 F8 ②		B CU 77 C CU 77 X SI 92 1-1 G3 ③			B SI 89 C CU 75 C CU 76 B SI 91 X SI 92 2-2 3 G4-6-3 1B		B SL 88 B SI 97 C SI 96 S SI 98 B SI 97 F SI 96 F SI 97 B SI 96 4-2 15 BB 3 G1-3 BB	C FF 98 X FF 100 0-1 SF7 ② 3-H		B CU 80 B FF 91 B FF 92 B FF 90 4-0 3 S BB		C SI 94 D SL 82 F SI 94 D SL 83 B FF 94 F SI 94 F FF 95 X SI 94 3-2 3 1B 1-3 1B	4	0	2	1	2	0	0
3 Hunter Pence, R (1, 9) OBP: 0.370, SLG: 0.502	C FC 87 B FC 85 B CU 78 S FC 86 B FC 86 B SI 92 4-2 6 2B BB			X FC 85 0-0 15 FC5-4 6 1B 1B		B SI 89 F SI 90 B SI 90 C CU 76 F SI 90 X SI 90 3-2 ① ② G4-6-3 1-2f		X SI 97 0-0 G1-3 ② 1-2	B FF 99 D KC 88 B KC 86 B FF 95 4-0 1-2 2-3 BB		C FF 93 1 SAFE B FF 92 D CU 81 1 SAFE 1 SAFE B FF 91 I 4-1 1-2 IBB		B SI 93 C SI 94 F SI 94 B FF 94 X SI 94 2-2 1-3 3-H 1B	4	1	2	1	3	0	2
6 Ryan Howard, L (1, 3) OBP: 0.346, SLG: 0.488 7 Michael Martinez, S (8, PR) OBP: 0.259, SLG: 0.282 (8, 8)	C SI 90 X SI 91 0-1 1-H 2B			B FC 82 B FC 81 B SI 90 X SI 89 3-0 15 FC5-4 1-2 1B		C FC 86 C CU 77 S SI 91 0-3 K ③		B SI 96 C SI 97 F SI 97 H SI 97 2-2 15 BB HBP	C SI 91 X CH 82 0-2 P5 ③		B FF 92 B FF 92 S CH 85 B FF 92 X FF 91 3-1 F9 ③		B SI 93 B SI 93 F SI 93 X FF 92 2-1 F7 ③	3	0	2	1	0	1	0
														3	0	0	0	0	0	7
15 John Mayberry Jr., R (1, 8) OBP: 0.341, SLG: 0.513 (8, 3)	C SI 92 S CU 77 S FC 86 0-3 K ③			C SI 90 X CU 78 0-1 FC5-4 1-2f 2-3 ①			C SI 88 S CU 74 B FC 86 B SI 90 X SI 90 2-2 G4-3 ①	C SL 86 B SL 88 C SI 96 D SL 88 B FF 96 B SL 86 4-2 1-2 2-3 BB		C FF 91 X SI 91 0-1 G1-3 ①		C SI 90 X SL 83 0-1 29 G4-6-3 1B	5	0	1	0	1	1	3
29 Raul Ibanez, L (1, 7) OBP: 0.289, SLG: 0.419		B SI 90 X FC 84 1-0 F7 ①		C SI 90 S FC 85 F SI 91 1 SAFE S FC 86 0-3 K ②			B SI 89 F SI 90 B FC 86 X CU 76 2-1 27 1B 51 E 2B	C SI 96 F SI 96 S SL 87 0-3 K ③		B SI 91 F FF 91 X SI 92 1-1 F7 ②		1 SAFE C CH 82 1 SAFE B SI 89 X SI 89 1-1 ① ② G4-6-3 1-2f	6	1	1	0	0	2	6
27 Placido Polanco, R (1, 5) OBP: 0.335, SLG: 0.339 5 Pete Orr, L (9, PR) OBP: 0.279, SLG: 0.250 21 Wilson Valdez, R (9, 5) OBP: 0.294, SLG: 0.341		T FF 90 F SI 91 B SI 90 B SI 90 B FC 86 X FF 92 3-2 F9 ②		B SI 91 X SI 92 1-0 G4-3 ③			C SI 90 X SI 89 0-1 51 E 2-3 1B	B FF 99 C FF 99 X FF 100 1-1 11 BB 10 BB 26 SF7 1B		X SI 91 0-0 1-0 1B		B SI 90 X SI 88 1-0 G6-3 ③	4	0	2	0	0	0	2
														0	1	0	0	0	0	0
														2	0	1	0	0	0	0
51 Carlos Ruiz, R (1, 2) OBP: 0.371, SLG: 0.383 39 Michael Schwimer, R (10, 1) 37 Justin De Fratus, S (12, 1) 9 Domonic Brown, L (13, PH) OBP: 0.333, SLG: 0.391 57 David Herndon, R (13, 1)		C SI 91 B SI 91 C CU 78 F FC 86 X SI 91 1-2 G6-3 ③			S CU 75 B SI 91 S CU 77 B SI 92 F SI 91 X FC 86 2-2 G6-3 ①		B SI 89 B SI 90 C SI 90 B SI 90 X SI 89 3-1 E6 8 G4-6-3 1-2 3-H	1 SAFE 1 SAFE B FF 98 1 SAFE C FF 97 F KC 88 1 SAFE B FF 99 B KC 87 3-3 F FF 97 S FF 96 1 SAFE K ①	C SI 91 B SI 91 1 SAFE C FF 91 D CH 82 F SI 90 D CU 81 S SI 92 3-3 K ③			C SI 94 C SI 95 S SL 84 0-3 K ①	5	0	0	1	0	2	3
														0	0	0	0	0	0	0
														0	0	0	0	0	0	0
														1	0	0	0	0	1	0
														0	0	0	0	0	0	0
56 Joe Blanton, R (1, 1) 24 Brandon Moss, L (2, PH) 35 Cole Hamels, L (3, 1) 49 Vance Worley, R (4, 1) 8 Shane Victorino, S (7, PH) 54 Brad Lidge, R (7, 1) 46 Ryan Madson, L (8, 1) 10 Ben Francisco, R (8, PH) 40 Michael Stutes, R (9, 1) 23 Brian Schneider, L (10, 1)			C FS 80 X SI 90 0-1 G3 ①		F SI 90 S CU 77 S CU 78 0-3 K ②		F SL 88 X SI 93 0-1 G4-6-3 ② ③ 1-2f	C KC 87 B KC 86 B FF 98 B KC 86 S FF 96 B FF 98 4-2 3 BB 11 BB 1-2 BB			B FF 92 X FF 94 1-0 G4-3 ①		C SI 93 F SI 94 B FF 95 B SL 84 B SI 94 F FF 94 F FF 95 F FF 95 B SI 95 4-2 26 1B 3 1B BB	0	0	0	0	0	0	0
														1	0	0	0	0	0	0
														1	0	0	0	0	0	0
														1	0	0	0	0	0	0
														0	0	0	0	0	0	2
														0	0	0	0	0	0	0
														0	0	0	0	1	0	0
														0	0	0	0	0	0	0
														1	1	0	0	1	0	0
Inning Stats	R: 1 E: 0 K: 1 S: 17 H: 1 LOB: 1 BB: 1 P: 26	R: 0 E: 0 K: 0 S: 8 H: 0 LOB: 0 BB: 0 P: 13	R: 0 E: 0 K: 0 S: 6 H: 0 LOB: 0 BB: 0 P: 9	R: 0 E: 0 K: 1 S: 9 H: 2 LOB: 2 BB: 0 P: 13	R: 0 E: 0 K: 1 S: 8 H: 0 LOB: 0 BB: 0 P: 10	R: 0 E: 0 K: 1 S: 10 H: 1 LOB: 0 BB: 0 P: 15	R: 1 E: 1 K: 0 S: 11 H: 2 LOB: 1 BB: 0 P: 18	R: 0 E: 0 K: 1 S: 16 H: 0 LOB: 3 BB: 2 P: 27	R: 1 E: 0 K: 1 S: 16 H: 1 LOB: 3 BB: 3 P: 32	R: 0 E: 0 K: 1 S: 9 H: 1 LOB: 1 BB: 0 P: 13	R: 0 E: 0 K: 0 S: 7 H: 0 LOB: 2 BB: 2 P: 22	R: 0 E: 0 K: 0 S: 5 H: 1 LOB: 0 BB: 0 P: 7	R: 1 E: 0 K: 1 S: 20 H: 2 LOB: 2 BB: 1 P: 32	1B: 9 2B: 2 3B: 0 HR: 0	SF: 1 SAC: 0 DP: 3 HBP: 1	WP: 0 PB: 0 SB: 1 CS: 0	PA: 58			

PITCHER		IP	WLS	BF	H	R	ER	SO	BB	IBB	HBP	BLK	WP	HR	S	P	ERA	WHIP
15 Tim Hudson, R ERA: 3.22	(1, 1)	6.1		26	6	2	2	4	1	0	0	0	0	0	67	102	2.84	1.105
34 Eric O'Flaherty, L ERA: 0.98	(7, 1)	0.2	H	1	0	0	0	0	0	0	0	0	0	0	2	2	0.00	0.000
39 Jonny Venters, L ERA: 1.84	(8, 1)	1.0	H	6	0	0	0	1	2	0	1	0	0	0	16	27	0.00	2.000
46 Craig Kimbrel, R ERA: 2.1	(9, 1)	0.2	B	6	1	1	1	1	3	0	0	0	0	0	13	29	13.50	6.000
54 Kris Medlen, R ERA:	(9, 1)	1.1		5	1	0	0	1	0	0	0	0	0	0	12	16	0.00	0.750

PITCHER		IP	WLS	BF	H	R	ER	SO	BB	IBB	HBP	BLK	WP	HR	S	P	ERA	WHIP
38 Anthony Varvaro, R ERA: 2.63	(11, 1)	1.0		5	0	0	0	0	1	1	0	0	0	0	7	22	0.00	1.000
50 Cristhian Martinez, R ERA: 3.36	(12, 1)	1.0		3	1	0	0	0	0	0	0	0	0	0	5	7	0.00	1.000
19 Scott Linebrink, R ERA: 3.64	(13, 1)	1.0	L	6	2	1	1	1	1	0	0	0	0	0	20	32	9.00	3.000

TOP

Philadelphia Phillies @ Atlanta Braves

Turner Field, Atlanta, GA

Wed Sep 28 2011, 7:13 PM - 11:41 PM EDT

Att. 45,350 - Partly Cloudy - 77 F

livebaseballscorecards.com

AB	47
R	4
H	11
RBI	4
BB	9
SO	8
LOB	26

Philadelphia Phillies @ Atlanta Braves

Turner Field, Atlanta, GA

Wed Sep 28 2011, 7:13 PM - 11:41 PM EDT

Att. 45,350 - Partly Cloudy - 77 F

livebaseballscorecards.com

Batter	1	2	3	4	5	6	7	8	9	10	11	12	13	AB	R	H	RBI	BB	SO	LOB
24 Michael Bourn, L (1, 8) OBP: 0.349, SLG: 0.386	B FF 90 X FF 90 1-0 14 G6-3 14 S 10 SF7 1B		B FF 94 B FF 91 X FF 94 2-0 10 CS 14 S 1B		B FF 92 C CH 85 S FF 93 X CU 79 1-2 L4 ①		C FF 90 C FF 90 B SL 83 B SL 81 X SL 81 2-2 F9 ②			B FF 92 C CH 81 B FF 94 B FF 92 F FF 92 X FF 94 3-2 1B		I IN 79 I IN 79 I IN 80 I IN 79 4-0 IBB		5	1	3	0	1	0	0
14 Martin Prado, R (1, 7) OBP: 0.302, SLG: 0.385	B SI 91 D CH 84 F CH 84 C SL 83 X FF 92 2-2 G6-3 ① 1-3		C FF 94 1 SAFE C FF 92 X CH 85 0-2 10 CS 26 HR 1-2 1B		B FC 91 F FC 91 B FC 89 X CH 85 2-1 G5-3 ②		X SL 82 0-0 P4 ③			B FF 91 C CH 80 1 SAFE C FF 92 S SL 85 1-3 K ②		B SL 84 S SL 83 F SL 84 F FF 95 B SL 84 X SL 85 2-2 G5-3 ③ 2-3		6	1	1	0	0	1	4
10 Chipper Jones, S (1, 5) OBP: 0.344, SLG: 0.470	X FC 87 0-0 SF7 ② 3-H		B CU 78 B FF 95 C CU 78 S CH 84 T CU 79 2-2 K ①② 1-2 2-3		B FC 90 B CH 86 X CH 85 2-0 G6-3 ③			C CH 84 F FF 95 B CH 85 F FF 92 F FF 95 B FF 94 B FF 95 S CH 86 3-3 K ①		1 SAFE 1 SAFE F CH 81 1 SAFE B FF 94 B CH 82 C SL 85 D SL 86 F FF 92 3-2 X SL 85 F8 ③		F SI 92 C SL 85 F SL 84 B SI 94 F SL 84 B SI 94 T SI 93 2-2 K ①	5	0	0	1	0	3	3
26 Dan Uggla, R (1, 4) OBP: 0.311, SLG: 0.453	S SL 82 S CH 83 S SL 82 0-3 K ③		C CU 78 B FF 95 X CH 84 X FF 96 0-2 HR 2-H			B FF 92 B SL 87 B FC 88 B FF 90 4-0 5 BB 1 1B BB		X FF 95 0-0 F7 ②			C SL 82 B CH 81 C FF 92 B SL 86 F FF 94 S CH 82 2-3 K ①		S SI 85 B SI 85 S SL 86 B SL 86 B SI 94 B SI 95 4-2 5 G3-6-3 BB	4	1	1	2	2	2	0
5 Freddie Freeman, L (1, 3) OBP: 0.346, SLG: 0.448		F FC 86 X CH 82 0-1 23 1B 2B	X FF 93 0-0 G4-3 ③			C SL 84 F FC 90 F FF 90 F FF 89 F SL 85 D KC 77 B SI 89 B FC 90 4-2 1 1B 1-2 BB		F FF 96 B FC 90 F FF 93 B CH 84 S CH 84 2-3 K ③		C FF 93 S FF 94 B SL 86 X CH 82 1-2 L6 ②		C SI 94 B SL 84 B SI 93 D SI 93 F SI 94 X SI 94 3-2 G3-6-3 ②③ 1-2f	5	0	1	0	1	1	1
16 Brian McCann, L (1, 2) OBP: 0.351, SLG: 0.466	B FC 85 F FF 88 F FF 93 B FF 91 C FF 93 2-3 K ①				S CH 84 S CU 78 B CH 86 X CH 85 1-2 23 FC6-4 1B	C CH 84 F FF 90 B FF 91 B SL 85 S FF 90 2-3 K ①		C SL 85 B FF 95 C FF 94 F SL 83 B SL 82 X FF 94 2-2 F8 ①			C FF 93 X CH 82 0-1 G4-3 ③		5	0	1	0	0	2	3
23 Matt Diaz, R (1, 9) OBP: 0.302, SLG: 0.323 22 Jason Heyward, L (7, 9) OBP: 0.319, SLG: 0.389	B FF 92 S SL 83 X FF 93 1-1 2-3 1B				X CH 84 0-0 FC6-4 ① 1 FC5-4 1-2f	B FF 91 C CH 84 S SL 87 F FF 90 S FF 90 1-3 K ②		C SL 85 S FF 94 F FF 94 S SL 82 0-3 K ②				B FF 93 S FF 93 B FF 95 X FF 93 2-1 14 WP 1 SH1-4 1B	3 2	0 0	1 1	0 0	0 0	1 1	3 0
1 Jack Wilson, R (1, 6) OBP: 0.274, SLG: 0.285	1 SAFE C SL 82 1 SAFE F SL 83 S SL 82 0-3 K ②				F CH 84 B FC 91 1 SAFE X CH 84 1-1 FC5-4 15 FC4 1-2f	F SL 87 X FF 92 0-1 1-2 2-H 1B		B FF 95 F FF 94 C SL 83 S SL 81 1-3 K ③				X FF 94 0-0 SH1-4 1-2	4	0	1	0	0	2	3
15 Tim Hudson, R (1, 1) 34 Eric O'Flaherty, L (2, 1) 17 Jose Constanza, L (7, 10) 39 Jonny Venters, L (8, 1) 46 Craig Kimbrel, R (9, 1) 64 Kris Medlen, S (9, 1) 20 Eric Hinske, L (10, PH) 38 Anthony Varvaro, R (11, 1) 50 Cristhian Martinez, R (12, 1) 7 Brooks Conrad, S (12, PH) 19 Scott Linebrink, R (13, 1)	B SL 82 C FF 90 D CH 83 S CH 84 T FF 92 2-2 K ③		S FF 94 B FF 94 C FF 94 F FF 94 X FC 91 2-2 FC4 ③ 1-2f				M SL 81 X SL 81 0-1 G4-3 ①			B CH 80 C FF 91 S CH 81 B SL 84 X SL 83 2-2 P6 ①		C SL 84 S SL 85 B SL 84 S FF 95 1-3 K ②	2 0 0 1 0 0 0 0 1 0 0	0 0 0 0 0 0 0 0 0 0 0	0 0 0 0 0 0 0 0 0 0 0	0 0 0 0 0 0 0 0 0 0 0	1 0 0 0 0 0 0 0 1 0 0	3 0 0 0 0 0 0 0 1 0 0
Inning Stats	R: 1 H: 1 E: 0 LOB: 0 K: 1 BB: 0 S: 8 P: 11	R: 0 H: 2 E: 0 LOB: 2 K: 3 BB: 0 S: 13 P: 18	R: 2 H: 3 E: 0 LOB: 0 K: 1 BB: 0 S: 11 P: 15	R: 0 H: 1 E: 0 LOB: 1 K: 0 BB: 0 S: 10 P: 14	R: 0 H: 0 E: 0 LOB: 0 K: 0 BB: 0 S: 6 P: 11	R: 0 H: 1 E: 0 LOB: 2 K: 2 BB: 2 S: 13 P: 24	R: 0 H: 0 E: 0 LOB: 0 K: 0 BB: 0 S: 6 P: 8	R: 0 H: 0 E: 0 LOB: 0 K: 2 BB: 0 S: 9 P: 14	R: 0 H: 0 E: 0 LOB: 0 K: 2 BB: 0 S: 11 P: 14	R: 0 H: 1 E: 0 LOB: 1 K: 1 BB: 0 S: 13 P: 22	R: 0 H: 0 E: 0 LOB: 0 K: 1 BB: 0 S: 9 P: 12	R: 0 H: 1 E: 0 LOB: 2 K: 1 BB: 1 S: 10 P: 19	R: 0 H: 0 E: 0 LOB: 0 K: 1 BB: 1 S: 10 P: 19	1B: 8 2B: 1 3B: 0 HR: 1	SF: 1 SAC: 1 DP: 1 HBP: 0	WP: 1 PB: 0 SB: 2 CS: 2	PA: 50

	AB	44
	R	3
	H	10
	RBI	3
	BB	4
	SO	15
	LOB	21

PITCHER		IP	WLS	BF	H	R	ER	SO	BB	IBB	HBP	BLK	WP	HR	S	P	ERA	WHIP
56 Joe Blanton, R ERA: 5.01	(1, 1)	2.0		9	3	1	1	4	0	0	0	0	0	0	21	29	4.50	1.500
35 Cole Hamels, L ERA: 2.79	(3, 1)	3.0		12	4	2	2	1	0	0	0	0	0	1	27	40	6.00	1.333
49 Vance Worley, R ERA: 3.01	(6, 1)	1.0		5	1	0	0	2	2	0	0	0	0	0	13	24	0.00	3.000
54 Brad Lidge, R ERA: 1.4	(7, 1)	1.0		3	0	0	0	0	0	0	0	0	0	0	6	8	0.00	0.000
46 Ryan Madson, R ERA: 2.37	(8, 1)	1.0		3	0	0	0	2	0	0	0	0	0	0	9	14	0.00	0.000

PITCHER		IP	WLS	BF	H	R	ER	SO	BB	IBB	HBP	BLK	WP	HR	S	P	ERA	WHIP
40 Michael Stutes, R ERA: 3.63	(9, 1)	1.0		3	0	0	0	2	0	0	0	0	0	0	11	14	0.00	0.000
39 Michael Schwimer, R ERA: 5.02	(10, 1)	2.0		7	1	0	0	2	0	0	0	0	0	0	22	34	0.00	0.500
37 Justin De Fratus, R ERA: 2.25	(12, 1)	1.0	W	5	1	0	0	1	0	1	0	0	1	0	10	19	0.00	1.000
57 David Herndon, R ERA: 3.32	(13, 1)	1.0	S	3	0	0	0	1	1	0	0	0	0	0	10	19	0.00	1.000

Batter	1	2	3	4	5	6	7	8	9	AB	R	H	RBI	BB	SO	LOB
15 Rafael Furcal, S (1, 6) OBP: 0.250, SLG: 0.250	C FC 90 X CH 85 0-1 21 S 12 HR 1B	C CU 78 F CU 79 X FC 90 0-2 ③ G4-3			B FC 91 F FC 91 X CU 79 1-1 ③ B1-3			B CH 83 F CH 83 F SI 92 B FC 91 F CU 77 F FC 90 X CH 83 2-2 ③ L7		4	1	1	0	0	0	1
21 Allen Craig, R (1, 9)	B FC 91 S CH 85 F SI 92 D CU 80 F FC 91 S SI 93 2-3 ① K 1-2		C CH 84 X SI 92 0-1 ① G6-3			C CU 77 B SI 93 F FC 90 S CH 86 1-3 ① K			C FF 91 S SL 84 B SL 80 B SL 82 F FF 92 B SL 82 B FF 92 4-2 12 FC4-6 5 1B 56 1B BB	3	1	0	0	1	2	1
5 Albert Pujols, R (1, 3) OBP: 0.500, SLG: 0.333 13 Gerald Laird, R (9, PR)	B FC 91 B FC 92 B FC 92 B CU 80 4-0 12 HR BB		C SI 93 B CU 79 B CH 86 F FC 91 F FC 91 X CH 86 2-2 ② G5-3			C FC 92 F FC 92 F CH 86 B CU 80 B CH 86 X CU 79 2-2 ② G6-3			B FF 92 X FF 92 1-0 12 FC4-6 1-2 1B	3 0	1 0	1 0	0 0	1 0	0 0	0 0
12 Lance Berkman, S (1, 7) OBP: 0.250, SLG: 1.000	X SI 94 0-0 1-H 2-H HR		X FC 92 0-0 ③ P5			S FC 92 B FC 91 C FC 91 S CU 79 1-3 ③ K			B FF 92 S SL 84 D FF 93 C FF 92 F SL 82 X FF 92 2-2 ① FC4-6 4 1B 56 1B 55 2B 1-2f 2-3	4	2	1	3	0	1	2
23 David Freese, R (1, 5) 34 Marc Rzepczynski, L (7, 1) 41 Mitchell Boggs, R (7, 1) 53 Arthur Rhodes, L (8, 1) 56 Adron Chambers, L (9, PH) OBP: 1.000, SLG: 1.000	B CH 85 B FC 92 C FC 92 S CU 80 C CU 79 2-3 ② K			C SI 92 C SI 92 B CH 86 X SI 93 1-2 ① G4-3			S CH 82 B CU 76 X CH 82 1-1 ① G5-3		D FF 93 F FF 92 X SL 81 1-1 4 1B 55 2B 1-2 3-H 1B	3 0 0 0 1	0 0 0 0 1	0 0 0 0 1	0 0 0 0 1	0 0 0 0 0	1 0 0 0 0	0 0 0 0 0
4 Yadier Molina, R (1, 2) OBP: 0.250, SLG: 0.250	B CU 79 X CH 86 1-0 ③ G5-3			C CU 79 B FC 91 S FC 92 S CU 80 1-3 ② K			F CH 83 F SI 92 F CH 83 B CU 79 B CU 78 F SI 93 F FC 90 B SI 92 F CH 83 3-2 X FC 92 G6-3		F FF 91 X SL 81 0-1 55 2B 1-2 2-3 1B	4	0	1	0	0	1	0
55 Skip Schumaker, L (1, 4) OBP: 0.500, SLG: 0.750		F FC 90 X CH 83 0-1 19 G3-1 1B		C CU 79 F FC 91 X FC 90 0-2 ③ P5			C FC 91 X CU 79 0-1 ③ G3		X CH 80 0-0 1-3 2-H 3-H 2B	4	0	2	2	0	0	0
19 Jon Jay, L (1, 8)		1 SAFE X FC 90 0-0 ① G3-1 1-2			C CH 83 F CH 83 B CU 78 S CH 85 1-3 ① K			B FC 88 F FC 90 B FC 89 B FC 90 F FC 90 X CH 83 3-2 ① G3-1	C FF 92 C FF 93 F FF 96 S FF 93 0-3 ② K	4	0	0	0	0	2	4
26 Kyle Lohse, R (1, 1) 28 Octavio Dotel, R (6, 1) 33 Daniel Descalso, L (7, 5) 7 Matt Holliday, R (9, PH)		C CU 77 F CH 84 S CH 85 0-3 ② K			B FC 90 F FC 90 S CH 84 X CU 80 1-2 ② G6-3			C CU 76 C CH 83 S CU 78 0-3 ② K	S FF 94 F CH 83 S FF 94 0-3 ③ K	2 0 1 1	0 0 0 0	0 0 0 0	0 0 0 0	0 0 0 0	1 0 1 3	1 0 0 0
Inning Stats	R: 3 E: 0 K: 2 S: 11 H: 2 LOB: 0 BB: 1 P: 20	R: 0 E: 0 K: 1 S: 9 H: 1 LOB: 1 BB: 0 P: 9	R: 0 E: 0 K: 0 S: 7 H: 0 LOB: 0 BB: 0 P: 9	R: 0 E: 0 K: 1 S: 9 H: 0 LOB: 0 BB: 0 P: 11	R: 0 E: 0 K: 1 S: 8 H: 0 LOB: 0 BB: 0 P: 11	R: 0 E: 0 K: 2 S: 10 H: 0 LOB: 0 BB: 0 P: 14	R: 0 E: 0 K: 0 S: 11 H: 0 LOB: 0 BB: 0 P: 15	R: 0 E: 0 K: 1 S: 11 H: 0 LOB: 0 BB: 0 P: 16	R: 3 E: 0 K: 2 S: 20 H: 4 LOB: 3 BB: 1 P: 28	1B: 5 2B: 1 3B: 0 HR: 1 SF: 0 SAC: 0 DP: 0 HBP: 0						

PITCHER	IP	WLS	BF	H	R	ER	SO	BB	IBB	HBP	BLK	WP	HR	S	P	ERA	WHIP
34 Roy Halladay, R (1, 1) ERA: 3.38	8.0	W	28	3	3	3	8	1	0	0	0	0	1	76	105	3.38	0.500
40 Michael Stutes, R (9, 1) ERA: 81.0	0.1		5	3	3	3	0	1	0	0	0	0	0	12	20	81.00	12.000
46 Ryan Madson, R (9, 1) ERA:	0.2		3	1	0	0	2	0	0	0	0	0	0	8	8	0.00	1.500

PITCHER	IP	WLS	BF	H	R	ER	SO	BB	IBB	HBP	BLK	WP	HR	S	P	ERA	WHIP

TOP

St. Louis Cardinals @ Philadelphia Phillies
Citizens Bank Park, Philadelphia, PA
Sat Oct 01 2011, 5:08 PM - 8:03 PM EDT
Att. 46,480 - Cloudy - 64 F

livebaseballscorecards.com

AB	34
R	6
H	7
RBI	6
BB	2
SO	10
LOB	12

WP: 0 PA: 36
PB: 0
SB: 1
CS: 0

BOTTOM

St. Louis Cardinals @ Philadelphia Phillies
Citizens Bank Park, Philadelphia, PA
Sat Oct 01 2011, 5:08 PM - 8:03 PM EDT
Att. 46,480 - Cloudy - 64 F

livebaseballscorecards.com

Batter	1	2	3	4	5	6	7	8	9	AB	R	H	RBI	BB	SO	LOB
11 Jimmy Rollins, S (1, 6) OBP: 0.600, SLG: 0.500	B SI 89 X SI 89 1-0 ① G3			C SI 89 S CH 78 B CH 77 F SI 89 S CH 80 1-3 ① K		C CU 74 X CH 79 0-1 3 1B 6 HR 1B	B SI 92 X SI 92 1-0 3 FC1-2 26 1B 6 SF9 1-2 1B	B SI 96 B SI 95 C SI 97 F SI 95 B SL 87 B SI 95 4-2 26 2B 3 1B BB		4	3	2	0	1	1	0
26 Chase Utley, L (1, 4) OBP: 0.600, SLG: 1.000	C SI 89 X SI 90 0-1 ② G1-3			B SI 89 X SI 89 1-0 8 1B 2B		C SI 88 B SI 86 1 SAFE F SI 88 1 SAFE S CH 77 1-3 ① K	B SI 92 C SI 91 D SL 86 F SI 92 X SL 86 2-2 3 FC1-2 8 1B 1-2 2-3 1B	C SI 94 F SL 86 F FF 96 X SL 86 0-2 3 1B 1-3 2B		5	3	3	0	0	1	1
3 Hunter Pence, R (1, 9) OBP: 0.400, SLG: 0.400	B SI 90 X SI 90 1-0 ③ G4-3			C SI 90 B SI 88 F SI 89 S SL 84 1-3 ② K		X SL 83 0-0 6 HR 1-2 1B	X SI 96 0-0 ① FC1-2 8 1B 29 1B 1-2 2-3 3-Hf	C SI 96 X SI 96 0-1 2-H 3-H 1B		5	2	2	2	0	1	4
6 Ryan Howard, L (1, 3) OBP: 0.400, SLG: 1.333		X SI 89 0-0 ① L7		B CH 78 B SI 89 B CH 79 B SI 87 4-0 8 1B BB		B SI 89 S CH 79 B SI 89 F CH 79 B SI 89 F CH 80 F CH 79 X CH 78 3-2 1-H 2-H HR	S FF 96 F FF 97 B FF 96 F SL 86 X FF 97 1-2 ② SF9 3-H	B FF 88 B FF 87 C FF 86 X FF 87 2-1 ③ G4-3		3	1	1	4	1	0	1
8 Shane Victorino, S (1, 8) OBP: 0.750, SLG: 0.750		C SI 90 B SI 89 X SI 88 1-1 ② P3		F CH 80 F CH 80 B SI 90 F CH 80 F SI 91 X CH 80 1-2 1-2 2-H 1B		B SI 89 F SI 89 F CU 74 B CH 78 X SI 88 2-2 29 HR 1B	S SI 95 S SL 85 X SL 87 0-2 29 1B 1-2 2-H 1B			4	1	3	2	0	0	0
29 Raul Ibanez, L (1, 7) OBP: 0.500, SLG: 1.250 15 John Mayberry Jr., R (7, PR) (8, 7)		C SI 90 X CH 79 0-1 ③ G5-3		X CU 75 0-0 ③ F9		B CH 79 1 SAFE B SI 87 X CH 78 2-0 1-H HR	F SI 95 D SL 86 B FF 97 X SI 95 2-1 1-3 2-H 1B			4 0	1 0	2 0	3 0	0 0	0 0	2 0
27 Placido Polanco, R (1, 5)			C SI 89 B SI 90 C SI 89 F SI 89 X SI 89 1-2 ① P3		B SI 89 F SI 89 F SL 83 C SL 84 1-3 ① K	C FF 91 F SL 80 F FF 94 S SL 82 0-3 ② K	C SL 85 X SI 95 0-1 ③ F9			4	0	0	0	0	2	2
51 Carlos Ruiz, R (1, 2)			C SI 89 X SI 89 0-1 ② F8		B CH 78 X SI 89 1-0 ② G1-3	F FC 91 S SL 81 S SL 83 0-3 ③ K		X SI 96 0-0 ① G6-3		4	0	0	0	0	1	0
34 Roy Halladay, R (1, 1) OBP: 0.250, SLG: 0.250 40 Michael Stutes, R (9, 1) 46 Ryan Madson, L (9, 1)			C SI 90 S SI 89 B SI 90 X SI 88 1-2 ③ L9		F SI 88 B SI 90 X SL 82 1-1 ③ G5-3		F SI 91 C SL 83 F SL 84 X SL 84 0-2 26 1B 11 1B 3 FC1-2 1B	B FF 95 C FF 96 B FF 95 B SI 97 C SI 97 F SI 97 S SI 96 3-3 ② K		4 0 0	0 0 0	1 0 0	0 0 0	0 0 0	1 0 0	0 0 0
Inning Stats	R: 0 E: 0 K: 0 S: 4 H: 0 LOB: 0 BB: 0 P: 6	R: 0 E: 0 K: 0 S: 5 H: 0 LOB: 0 BB: 0 P: 6	R: 0 E: 0 K: 0 S: 9 H: 0 LOB: 0 BB: 0 P: 11	R: 1 E: 0 K: 2 S: 14 H: 2 LOB: 2 BB: 1 P: 22	R: 0 E: 0 K: 1 S: 6 H: 0 LOB: 0 BB: 0 P: 9	R: 5 E: 0 K: 3 S: 22 H: 5 LOB: 0 BB: 0 P: 30	R: 3 E: 0 K: 0 S: 20 H: 5 LOB: 2 BB: 0 P: 26	R: 2 E: 0 K: 1 S: 16 H: 2 LOB: 1 BB: 1 P: 25		1B: 10 2B: 2 3B: 0 HR: 2 SF: 1 SAC: 0 DP: 0 HBP: 0					

	AB	37
	R	11
	H	14
	RBI	11
	BB	2
	SO	7
	LOB	10

WP: 0 PB: 0 SB: 0 CS: 0 PA: 40

PITCHER		IP	WLS	BF	H	R	ER	SO	BB	IBB	HBP	BLK	WP	HR	S	P	ERA	WHIP
26 Kyle Lohse, R ERA: 8.44	(1, 1)	5.1	L	24	7	6	5	4	1	0	0	0	0	2	53	77	8.44	1.500
28 Octavio Dotel, R ERA:	(6, 1)	0.2		2	0	0	0	2	0	0	0	0	0	0	7	7	0.00	0.000
34 Marc Rzepczynski, L ERA:	(7, 1)	0.0		3	3	3	3	0	0	0	0	0	0	0	8	11	∞	∞
41 Mitchell Boggs, R ERA: 10.8	(7, 1)	1.2		10	4	2	2	1	1	0	0	0	0	0	26	36	10.80	3.000
53 Arthur Rhodes, L ERA:	(8, 1)	0.1		1	0	0	0	0	0	0	0	0	0	0	2	4	0.00	0.000

PITCHER		IP	WLS	BF	H	R	ER	SO	BB	IBB	HBP	BLK	WP	HR	S	P	ERA	WHIP

Batter	1	2	3	4	5	6	7	8	9	AB	R	H	RBI	BB	SO	LOB
15 Rafael Furcal, S (1, 6) OBP: 0.333, SLG: 0.556	X SI 91 0-0 3B		C FF 91 B FF 92 X CH 84 1-1 ② G4-3	B CU 74 X FC 86 1-0 ③ 2-H 3-H 1B		B SI 89 X CH 84 1-0 ③ FC5-4 1-2f		B FF 93 D SL 82 F SL 79 F FF 90 S FF 93 2-3 ② K		5	0	2	1	0	1	3
21 Allen Craig, R (1, 9) OBP: 0.333, SLG: 0.429 53 Arthur Rhodes, L (8, 1) 30 Jason Motte, R (8, 1)	C FC 88 S SI 91 B FF 92 S FF 92 1-3 ① K		B CH 85 C CH 84 B SI 92 B FF 92 F FF 90 B SI 91 4-2 BB	S CH 84 F FF 90 B FC 86 B CH 83 C SI 91 2-3 ① K		F FF 90 C SI 89 F SI 91 B CU 73 X CH 84 1-2 5 1B 3B	C CH 85 B FC 90 X KC 76 1-1 ③ F9			4 0 0	1 0 0	1 0 0	0 0 0	1 0 0	2 0 0	2 0 0
5 Albert Pujols, R (1, 3) OBP: 0.444, SLG: 0.375	X FC 87 0-0 ② P4		C FC 86 S CU 75 F CU 75 F CH 84 S CU 75 0-3 ③ K		B CU 73 C CH 84 S FF 91 B CU 75 F FF 91 C SI 92 2-3 ② K		X FC 86 0-0 12 1B 23 FC1-5-2 3-H 1B		S CH 82 X FF 92 0-1 12 CS 1B	5	0	2	1	0	2	2
12 Lance Berkman, S (1, 7) OBP: 0.333, SLG: 0.625	B CH 84 B CH 83 X FC 87 2-0 ③ G5-3			C CH 84 S CH 84 F SI 91 B CU 76 B CH 85 B FC 86 B FF 91 4-2 4 1B 2B BB	X CU 73 0-0 ③ P6		B SI 90 B FC 84 X CH 82 2-0 23 FC1-5-2 1-3 1B		B FF 93 F FF 93 B FF 92 F CH 83 F CH 83 B FF 93 F FF 93 S CH 84 3-3 ①② K 1-2	4	1	1	0	1	1	2
23 David Freese, R (1, 5) OBP: 0.143, SLG: 0.286 34 Marc Rzepczynski, L (7, 1) 41 Mitchell Boggs, R (8, 1) 56 Adron Chambers, L (8, 9) OBP: 0.500, SLG: 0.500		X FF 90 0-0 2B		B FF 90 S CH 84 C FF 91 C SI 91 1-3 ① K		C SI 90 C FC 86 B CU 74 B FC 84 S CH 83 2-3 ① K	X FF 88 0-0 ① FC1-5-2 1-3 3-H		B CH 83 S CH 83 B FF 93 S FF 95 S CH 83 2-3 ③ K	4 0 0 1	0 0 0 0	1 0 0 0	0 0 0 0	0 0 0 0	2 0 0 1	3 0 0 0
4 Yadier Molina, R (1, 2) OBP: 0.375, SLG: 0.286		C SI 89 F FF 90 B SI 90 C FF 91 1-3 ① K		F FF 90 D CU 75 B FF 90 S CH 83 B FF 91 X FF 91 3-2 2B 19 1B 1-2 1B		C FF 90 B FC 85 B FF 91 F FC 86 F CH 84 F CU 74 X FF 91 2-2 ② F7	I IN 73 I IN 74 I IN 77 I IN 76 4-0 G6-4-3 IBB			3	1	1	0	1	1	1
Ryan Theriot, R (1, 4) OBP: 0.500, SLG: 1.000		C FF 90 S CH 84 F CU 74 F CH 83 F SI 91 F SI 91 C FC 87 0-3 ② K		X FF 90 0-0 19 1B 15 1B 1-3 2-H 2B		B FC 85 X FC 85 1-0 19 1B 2B	X SL 80 0-0 ②③ G6-4-3 1-2f			4	2	2	1	0	1	4
19 Jon Jay, L (1, 8) OBP: 0.375, SLG: 0.286		C CU 74 X FF 90 0-1 ③ G1-3		B SI 91 X FC 87 1-0 15 1B 2-3 3-H 1B		C FF 90 X FF 90 0-1 55 1B 2-H 1B		B FF 91 C SL 80 C FF 92 B SL 82 B SL 81 B FF 92 4-2 33 SH2-4 BB		3	0	2	2	1	0	1
29 Chris Carpenter, R (1, 1) 8 Nick Punto, S (4, PH) 59 Fernando Salas, R (4, 1) 55 Skip Schumaker, L (6, PH) OBP: 0.600, SLG: 0.800 28 Octavio Dotel, R (6, 1) 33 Daniel Descalso, L (7, 5)			B FF 90 S FF 89 B FF 91 C FF 90 B FF 91 X FF 91 3-2 ① F9	C SI 91 F CU 74 B FF 92 F FC 87 S FF 91 1-3 ② K		X FF 90 0-0 15 FC5-4 2-3 1B		1 SAFE X FF 92 0-0 ① SH2-4 1-2		1 1 0 1 0 0	0 0 0 0 0 0	0 0 0 1 0 0	0 0 0 0 0 0	0 1 0 0 0 0	0 2 0 0 0 0	0 2 0 0 0 0

Inning Stats	1	2	3	4	5	6	7	8	9	1B	SF
	R: 0 E: 0 K: 1 S: 6	R: 0 E: 0 K: 2 S: 13	R: 0 E: 0 K: 1 S: 12	R: 3 E: 0 K: 2 S: 16	R: 0 E: 0 K: 2 S: 8	R: 1 E: 0 K: 1 S: 13	R: 1 E: 0 K: 0 S: 8	R: 0 E: 0 K: 1 S: 8	R: 0 E: 0 K: 2 S: 10	8	0
	H: 1 LOB: 1 BB: 0 P: 9	H: 1 LOB: 1 BB: 0 P: 14	H: 0 LOB: 1 BB: 1 P: 20	H: 4 LOB: 2 BB: 1 P: 27	H: 0 LOB: 0 BB: 0 P: 12	H: 3 LOB: 2 BB: 0 P: 19	H: 3 LOB: 2 BB: 1 P: 15	H: 0 LOB: 1 BB: 1 P: 15	H: 1 LOB: 0 BB: 0 P: 15	2B: 4 3B: 2 HR: 0	SAC: 1 DP: 2 HBP: 0

PITCHER		IP	WLS	BF	H	R	ER	SO	BB	IBB	HBP	BLK	WP	HR	S	P	ERA	WHIP
33 Cliff Lee, L ERA: 7.5	(1, 1)	6.0	L	31	12	5	5	9	2	0	0	0	0	0	74	110	7.50	2.333
54 Brad Lidge, R ERA:	(7, 1)	1.0		3	0	0	0	0	0	1	0	0	0	0	2	6	0.00	0.000
37 Antonio Bastardo, L ERA:	(8, 1)	0.2		3	0	0	0	1	1	0	0	0	0	0	6	12	0.00	1.500
49 Vance Worley, R ERA:	(8, 1)	0.1		1	0	0	0	0	0	0	0	0	0	0	2	3	0.00	0.000
46 Ryan Madson, R ERA:	(9, 1)	1.0		3	1	0	0	2	0	0	0	0	0	0	10	15	0.00	1.000

PITCHER	IP	WLS	BF	H	R	ER	SO	BB	IBB	HBP	BLK	WP	HR	S	P	ERA	WHIP

TOP

St. Louis Cardinals @ Philadelphia Phillies
Citizens Bank Park, Philadelphia, PA
Sun Oct 02 2011, 8:38 PM - 12:00 AM EDT
Att. 46,575 - Cloudy - 50 F

livebaseballscorecards.com

AB	36
R	5
H	13
RBI	5
BB	4
SO	12
LOB	20

WP: 0 PA: 41
PB: 0
SB: 0
CS: 1

BOTTOM

Batter	1	2	3	4	5	6	7	8	9	AB	R	H	RBI	BB	SO	LOB
11 Jimmy Rollins, S (1, 6) OBP: 0.667, SLG: 0.875	B SI 90 B SI 90 X SI 90 2-0 3 BB 6 1B 2B	B FC 87 B FC 86 C FF 90 B FF 91 X SI 91 3-1 26 S 3 1B 2B		C FF 92 X KC 82 0-1 ③ G3			B SI 92 X CH 85 1-0 26 CS 1B			4	2	3	0	0	0	0
26 Chase Utley, L (1, 4) OBP: 0.667, SLG: 0.833	B FF 91 D FC 86 B FC 86 C FF 92 B SI 90 4-1 3 BB 6 1B BB	C SI 92 B CU 73 D CU 74 S FC 84 B SI 92 D CU 74 4-2 3 1B 2-3 BB			B CH 82 B SI 90 C CH 81 C FF 90 F FF 91 B FF 88 C CH 83 3-3 ① K		C SI 92 B SI 91 S SI 92 B SI 92 1 SAFE 1 SAFE 2-2 ③ CS 1-2	B SI 91 C SI 91 H SI 91 2-1 3 FC6-4 HBP		1	1	0	0	2	1	0
3 Hunter Pence, R (1, 9) OBP: 0.444, SLG: 0.375	B CU 73 B SI 91 F SI 92 C SI 92 D FC 85 F FC 87 B SI 93 4-2 6 1B 29 1B 1-2 2-3 BB	C CU 73 F FF 93 X FC 86 0-2 1-2 3-H 1B			F FF 91 C KC 82 B KC 81 S FF 91 1-3 ② K			C SI 97 B SI 96 B SL 89 X SI 97 2-1 ① FC6-4 1-2f		3	1	1	1	1	1	1
6 Ryan Howard, L (1, 3) OBP: 0.333, SLG: 0.714	B SI 93 F FC 86 S CU 74 B FF 93 F FC 87 B SI 92 X SI 93 3-2 29 1B 1-3 2-H 3-H 1B	B CU 73 D FC 86 X FF 92 2-0 ③ F7			B FF 91 X FF 91 1-0 ③ F8			C FF 89 F FF 89 S SL 79 0-3 ② K		4	0	1	2	0	1	3
8 Shane Victorino, S (1, 8) OBP: 0.375, SLG: 0.375	X FF 90 0-0 ① F8		C SI 89 X CU 70 0-1 ① G3			C FC 91 B CU 77 B FC 90 X FF 90 2-1 ① L8		S SI 93 S FF 98 X FF 98 0-2 ③ F8		4	0	0	0	0	0	3
29 Raul Ibanez, L (1, 7) OBP: 0.375, SLG: 0.750	B FF 92 S FF 92 X SI 92 1-1 27 G6-4-3 1-2 3-H 1B		B CU 72 B SI 89 X CH 88 2-0 ② G4-3			B CU 76 C CU 77 F FC 91 F CU 77 F FC 92 F FF 92 S SL 81 1-3 ② K			C FF 96 S SI 91 S FF 98 0-3 ① K	4	0	1	1	0	2	0
27 Placido Polanco, R (1, 5)	B CU 73 C SI 91 B CU 73 X SI 92 2-1 ② ③ G6-4-3 1-2f		S FF 91 C CU 73 S CU 72 0-3 ③ K			B FC 90 C FC 91 F FF 90 X FF 92 1-2 ③ L8			C FF 97 X FF 97 0-1 ② F9	4	0	0	0	0	1	2
51 Carlos Ruiz, R (1, 2)		F CH 88 F FF 91 B CU 73 X FC 84 1-2 ① G6-3		F FF 89 B KC 82 X CH 82 1-1 ① G5-3			C CU 80 B SL 82 C FC 90 S FF 92 1-3 ① K		X FF 97 0-0 ③ G4-3	4	0	0	0	0	1	0
33 Cliff Lee, L (1, 1) 54 Brad Lidge, R (7, 1) 7 Ross Gload, L (7, PH) 10 Ben Francisco, R (7, PH) 37 Antonio Bastardo, R (8, 1) 49 Vance Worley, R (8, 1) 46 Ryan Madson, L (9, 1)		B SI 90 S SI 91 F SI 89 B FC 85 S FC 83 2-3 K		X FF 90 0-0 ② G4-3			C SI 91 F SL 84 X SL 85 0-2 ② F8			2 0 0 0 1 0 0 0	0 0 0 0 0 0 0 0	0 0 0 0 0 0 0 0	0 0 0 0 0 0 0 0	0 0 0 0 0 0 0 0	1 0 0 0 0 0 0 0	0 0 0 0 0 0 0 0
Inning Stats	R: 3 E: 0 K: 0 S: 14 H: 3 LOB: 1 BB: 2 P: 30	R: 1 E: 0 K: 1 S: 14 H: 2 LOB: 2 BB: 1 P: 26	R: 0 E: 0 K: 1 S: 6 H: 0 LOB: 0 BB: 0 P: 8	R: 0 E: 0 K: 0 S: 5 H: 0 LOB: 0 BB: 0 P: 6	R: 0 E: 0 K: 2 S: 8 H: 0 LOB: 0 BB: 0 P: 13	R: 0 E: 0 K: 1 S: 11 H: 0 LOB: 0 BB: 0 P: 15	R: 0 E: 0 K: 1 S: 9 H: 1 LOB: 0 BB: 0 P: 13	R: 0 E: 0 K: 1 S: 9 H: 0 LOB: 1 BB: 0 P: 13	R: 0 E: 0 K: 1 S: 6 H: 0 LOB: 0 BB: 0 P: 6	1B: 4 2B: 2 3B: 0 HR: 0	SF: 0 SAC: 0 DP: 1 HBP: 1		WP: 0 PB: 0 SB: 1 CS: 1	PA: 36			

PITCHER		IP	WLS	BF	H	R	ER	SO	BB	IBB	HBP	BLK	WP	HR	S	P	ERA	WHIP
29 Chris Carpenter, R ERA: 12.0	(1, 1)	3.0		16	5	4	4	2	3	0	0	0	0	0	34	64	12.00	2.667
59 Fernando Salas, R ERA:	(4, 1)	2.0		6	0	0	0	2	0	0	0	0	0	0	13	19	0.00	0.000
28 Octavio Dotel, R ERA:	(6, 1)	1.1	W	4	0	0	0	2	0	0	0	0	0	0	14	19	0.00	0.000
34 Marc Rzepczynski, L ERA: 40.5	(7, 1)	0.2	H	3	1	0	0	0	0	0	1	0	0	0	7	12	0.00	1.500
41 Mitchell Boggs, R ERA: 9.0	(8, 1)	0.1	H	1	0	0	0	0	0	0	0	0	0	0	2	4	0.00	0.000

PITCHER		IP	WLS	BF	H	R	ER	SO	BB	IBB	HBP	BLK	WP	HR	S	P	ERA	WHIP
53 Arthur Rhodes, L ERA:	(8, 1)	0.1	H	1	0	0	0	1	0	0	0	0	0	0	3	3	0.00	0.000
30 Jason Motte, R ERA:	(8, 1)	1.1	S	4	0	0	0	1	0	0	0	0	0	0	9	9	0.00	0.000

St. Louis Cardinals @ Philadelphia Phillies
Citizens Bank Park, Philadelphia, PA
Sun Oct 02 2011, 8:38 PM - 12:00 AM EDT
Att. 46,575 - Cloudy - 50 F

livebaseballscorecards.com

AB	31
R	4
H	6
RBI	4
BB	3
SO	8
LOB	9

Batter	1	2	3	4	5	6	7	8	9	AB	R	H	RBI	BB	SO	LOB
11 Jimmy Rollins, S (1, 6) OBP: 0.615, SLG: 0.833	C FF 90 X FF 91 0-1 ① P3		C FF 90 X CH 84 0-1 1-2 1B			C FF 90 B CU 73 F FF 88 F SL 86 B CH 84 B FF 90 X FF 89 3-2 ② F7	C FF 88 B CH 81 F FF 88 X CU 72 1-2 26 S 2B			4	0	2	0	0	0	0
26 Chase Utley, L (1, 4) OBP: 0.538, SLG: 0.600	C FC 90 B CU 75 X FC 88 1-1 ② G3		B FF 90 C FF 90 X FF 91 1-1 ③ G3			B FF 90 C CU 72 S SL 86 B FC 89 F FC 89 X FF 90 2-2 3 WP 1B	B SL 81 F SL 85 C SL 87 X SL 84 1-2 ③ G4-3 2-3			4	0	1	0	0	0	3
3 Hunter Pence, R (1, 9) OBP: 0.385, SLG: 0.273	X FF 92 0-0 ③ L6			B SI 90 X FF 90 1-0 ① F9		F CH 82 B CH 81 I IN 75 I IN 78 I IN 77 4-1 1-2 IBB		C KC 80 S KC 82 B KC 82 B KC 84 X FF 91 2-2 ① F9		3	0	0	0	1	0	0
6 Ryan Howard, L (1, 3) OBP: 0.231, SLG: 0.455		S SL 86 S SL 87 F SL 87 B FC 89 S FF 89 1-3 ① K		B FF 90 C CU 73 F FF 90 B SL 87 C FF 90 2-3 ② K		C SL 86 S FC 87 X SL 88 0-2 ③ G3		B FF 92 S CH 84 X CH 85 1-1 ② G4-3		4	0	0	0	0	2	2
8 Shane Victorino, S (1, 8) OBP: 0.333, SLG: 0.333		S FC 90 B SI 90 X FF 90 1-1 ② F8		C FC 90 X CU 75 0-1 ③ G5-3			B CH 83 B FF 89 B FC 88 C FC 88 F FC 89 X FF 90 3-2 15 PB 10 HR 1B	X CH 84 0-0 ③ G4-3		4	1	1	0	0	0	0
15 John Mayberry Jr., R (1, 7)		C FC 89 S SL 86 T SL 86 F FF 89 S SL 87 0-3 ③ K			F FC 90 X CH 83 0-1 ① G6-3		B SL 83 F SL 84 X SL 86 1-1 1-2 ① F9		C FF 98 B FC 91 X FC 89 1-1 ① P6	4	0	0	0	0	1	1
27 Placido Polanco, R (1, 5) OBP: 0.083, SLG: 0.083			C FC 89 X FF 90 0-1 ① G6-3		B CH 84 X CH 83 1-0 ② G5-3		C CU 72 B FF 89 X SL 85 1-1 ② G5-3		C FF 98 X FF 98 0-1 1B	4	0	1	0	0	0	1
51 Carlos Ruiz, R (1, 2) OBP: 0.167, SLG: 0.091			C FF 90 B CH 84 X FF 89 1-1 11 1B 1B		B FC 90 S FC 90 F FF 90 F SL 87 B SL 87 B SL 87 F FF 89 X FC 90 3-2 ③ G6-3		I IN 71 I IN 75 I IN 77 I IN 75 4-0 10 HR IBB		B FC 88 S FF 97 B FC 90 X FF 98 2-1 ② F8	3	1	1	0	1	0	1
35 Cole Hamels, L (1, 1) 10 Ben Francisco, R (7, PH) OBP: 0.500, SLG: 2.000 49 Vance Worley, R (7, 1) 37 Antonio Bastardo, R (8, 1) 54 Brad Lidge, R (8, 1) 46 Ryan Madson, L (8, 1)			X FF 90 0-0 ② B2			B FC 89 X FC 88 1-0 ① L7	D SL 85 X FF 89 1-0 1-H 2-H HR		C FF 95 S FF 97 S FF 98 0-3 ③ K	2 1 0 0 0 1	0 1 0 0 0 0	0 1 0 0 0 0	0 3 0 0 0 0	0 0 0 0 0 1	0 0 0 0 0 0	1 0 0 0 0 1
Inning Stats	R: 0 E: 0 K: 0 S: 5 H: 0 LOB: 0 BB: 0 P: 6	R: 0 E: 0 K: 2 S: 11 H: 0 LOB: 0 BB: 0 P: 13	R: 0 E: 0 K: 0 S: 9 H: 2 LOB: 2 BB: 0 P: 11	R: 0 E: 0 K: 1 S: 6 H: 0 LOB: 0 BB: 0 P: 9	R: 0 E: 0 K: 0 S: 8 H: 0 LOB: 0 BB: 0 P: 12	R: 0 E: 0 K: 0 S: 13 H: 1 LOB: 2 BB: 1 P: 23	R: 3 E: 0 K: 0 S: 14 H: 3 LOB: 1 BB: 1 P: 26	R: 0 E: 0 K: 0 S: 6 H: 0 LOB: 0 BB: 0 P: 9	R: 0 E: 0 K: 1 S: 9 H: 1 LOB: 1 BB: 0 P: 12	1B: 5 2B: 1 3B: 0 HR: 1	SF: 0 SAC: 0 DP: 0 HBP: 0		WP: 1 PB: 1 SB: 1 CS: 0		PA: 36		

PITCHER		IP	WLS	BF	H	R	ER	SO	BB	IBB	HBP	BLK	WP	HR	S	P	ERA	WHIP
54 Jaime García, L ERA: 3.86	(1, 1)	7.0	L	29	6	3	3	3	0	2	0	0	1	1	66	100	3.86	0.857
59 Fernando Salas, R ERA:	(8, 1)	1.0		3	0	0	0	0	0	0	0	0	0	0	6	9	0.00	0.000
30 Jason Motte, R ERA:	(9, 1)	1.0		4	1	0	0	1	0	0	0	0	0	0	9	12	0.00	1.000

PITCHER	IP	WLS	BF	H	R	ER	SO	BB	IBB	HBP	BLK	WP	HR	S	P	ERA	WHIP

TOP

Philadelphia Phillies @ St. Louis Cardinals
Busch Stadium, St. Louis, MO
Tue Oct 04 2011, 4:08 PM - 7:21 PM CDT
Att. 46,914 - Sunny - 80 F

livebaseballscorecards.com

AB	34
R	3
H	7
RBI	3
BB	2
SO	4
LOB	10

BOTTOM

Philadelphia Phillies @ St. Louis Cardinals
Busch Stadium, St. Louis, MO
Tue Oct 04 2011, 4:08 PM - 7:21 PM CDT
Att. 46,914 - Sunny - 80 F

Batter	1	2	3	4	5	6	7	8	9	AB	R	H	RBI	BB	SO	LOB
15 Rafael Furcal, S (1, 6) OBP: 0.286, SLG: 0.429	B CH 84 X CH 85 1-0 G4-3 ①		C FF 92 F FF 92 B CH 85 S FC 91 1-3 K ①		X FF 92 0-0 P4 ①		C FF 89 S SL 85 X SL 86 0-2 G3 ①	C SL 83 B FF 91 F SL 83 F SL 83 F SL 82 X SL 82 1-2 21 G4-3 1-2 2-3 1B		5	0	1	0	0	1	0
21 Allen Craig, R (1, 7) OBP: 0.357, SLG: 0.300	C CH 84 F FF 94 B FF 94 X FF 94 1-2 P6 ②		F FC 91 S FF 92 B FF 92 B FC 91 B CH 86 F CH 86 B FF 92 4-2 BB		B CH 83 B FF 93 X FF 92 2-0 F8 ②		B SL 87 C FF 91 C SI 87 B FF 89 B SI 90 B SI 90 4-2 12 FC4-6 5 1B 23 1B BB	F FF 94 X FF 95 0-1 G4-3 ②③ 1-2f		3	1	0	0	2	0	3
5 Albert Pujols, R (1, 3) OBP: 0.571, SLG: 0.769	B CH 86 B FF 95 C FF 94 C FF 94 X CH 87 2-2 23 S 2B		C CU 76 B FC 91 B FC 90 X FF 90 2-1 F8 ②		C FF 93 X CH 85 0-1 2B		B FF 87 X FF 91 1-0 12 FC4-6 1-2 1B		X FF 95 0-0 23 G4-3 4 1B 2B	5	1	4	0	0	0	1
12 Lance Berkman, S (1, 9) OBP: 0.286, SLG: 0.417	B FF 93 H CU 77 2-0 23 S HBP		S CH 84 X FF 94 0-1 G4-3 ③		B FF 91 D CH 83 X FF 92 2-0 G3-1 ③		X SL 87 0-0 FC4-6 ② 23 1B 1-2f 2-3		S CH 85 B FF 94 F FF 93 X CH 83 1-2 F8 ①	4	0	0	0	0	0	5
23 David Freese, R (1, 5) OBP: 0.167, SLG: 0.250	S FC 89 C FF 93 S FF 94 0-3 K ③ 1-2 2-3			S CH 83 B CU 77 F FF 90 B FF 91 F FF 93 B CH 85 F CH 85 S CH 84 3-3 K ①		C FC 88 B FF 92 S CH 84 B CU 77 C FF 94 2-3 K ①	X SL 87 0-0 1-2 3-H 1B		C CH 83 F FF 94 B FF 95 F FC 92 B CH 84 X FF 94 2-2 G4-3 ② 2-3	5	0	1	1	0	3	3
4 Yadier Molina, R (1, 2) OBP: 0.308, SLG: 0.250 26 Kyle Lohse, R (9, PR)		C FF 91 B FF 93 S FF 93 B FC 92 F CH 86 F CH 86 B CU 78 X FF 95 3-2 F9 ①		X FC 92 0-0 G6-3 ②		B CU 75 B FF 90 B FF 91 S CH 84 F FF 92 S FF 94 3-3 K ② B FF 91 X FF 91 1-0 F9 ③			X FF 95 0-0 3-H 1B	5 0	0 0	1 0	1 0	0 0	1 0	2 0
Ryan Theriot, R (1, 4) OBP: 0.667, SLG: 0.889		F FF 94 B FF 94 X FF 93 1-1 1B		C CH 84 S CH 85 F CH 85 F CH 84 X CH 86 0-2 19 S 1B		B CH 84 F CH 83 B FF 92 C FF 93 B CH 85 F FF 90 F CH 85 X CH 85 3-2 19 BB 1B		F FF 90 C FF 91 X CH 84 0-2 15 1B 7 1B 1B	F FF 94 B CH 83 F CH 84 B FF 94 F FF 94 X FF 94 2-2 G4-3 ③	5	0	4	0	0	0	1
19 Jon Jay, L (1, 8) OBP: 0.455, SLG: 0.250 8 Nick Punto, S (8, PH) 55 Skip Schumaker, L (9, 8) OBP: 0.600, SLG: 0.800		F CH 84 1 SAFE 1 SAFE B CU 76 F CH 83 B FF 93 F CH 85 F FF 93 D CH 84 3-3 C CH 85 K ②		B FF 93 B CU 77 I IN 59 I IN 61 4-0 1-2 IBB		C FF 92 C FF 89 B FF 93 B CH 85 B FF 94 D CH 85 4-2 1-2 BB		B FF 92 T FF 92 B FF 93 X FF 93 2-1 F8 ①		1 1 0	0 0 0	0 0 0	0 0 0	2 0 0	1 0 0	1 1 0
54 Jaime García, L (1, 1) 59 Fernando Salas, R (8, 1) 7 Matt Holliday, R (8, PH) OBP: 0.500, SLG: 0.500 56 Adron Chambers, L (8, PR) OBP: 0.500, SLG: 0.500 30 Jason Motte, R (9, 1)		S CH 85 B FF 93 S FF 94 S FC 90 1-3 K ③		S CH 83 C CH 84 X FF 92 0-2 G6-3 ③		B FC 89 C FF 89 F CH 83 F CH 85 F FC 91 S FF 92 1-3 K ③		C SL 82 X SL 84 0-1 15 1B 1-2 1B		3 0 0 1 0 0	0 0 0 0 0 0	0 0 1 0 0 0	0 0 0 0 0 0	2 0 0 0 0 0	5 0 0 0 0 0	

	AB	R	H	RBI	BB	SO	LOB
	38	2	12	2	4	8	22

livebaseballscorecards.com

Inning Stats																														
	R: 0 E: 0 K: 1 S: 10		H: 1 LOB: 2 BB: 0 P: 16		R: 0 E: 0 K: 2 S: 15		H: 1 LOB: 1 BB: 0 P: 23		R: 0 E: 0 K: 1 S: 10		H: 0 LOB: 1 BB: 1 P: 17		R: 0 E: 0 K: 1 S: 14		H: 1 LOB: 2 BB: 1 P: 21		R: 0 E: 0 K: 0 S: 5		H: 1 LOB: 1 BB: 0 P: 9		R: 0 E: 0 K: 3 S: 18		H: 1 LOB: 2 BB: 1 P: 31		R: 1 E: 0 K: 0 S: 9		H: 2 LOB: 2 BB: 1 P: 15		R: 0 E: 0 K: 0 S: 14		H: 3 LOB: 3 BB: 0 P: 17		R: 1 E: 0 K: 0 S: 13		H: 2 LOB: 1 BB: 0 P: 18		1B: 9 2B: 3 3B: 0 HR: 0		SF: 0 SAC: 0 DP: 1 HBP: 1		WP: 0 PB: 0 SB: 3 CS: 0		PA: 43

PITCHER		IP	WLS	BF	H	R	ER	SO	BB	IBB	HBP	BLK	WP	HR	S	P	ERA	WHIP
35 Cole Hamels, L ERA:	(1, 1)	6.0	W	27	5	0	0	8	2	1	1	0	0	0	72	117	0.00	1.167
49 Vance Worley, R ERA: 6.75	(7, 1)	1.0	H	7	3	1	1	0	1	0	0	0	0	0	12	18	9.00	4.000
37 Antonio Bastardo, L ERA:	(8, 1)	0.1	H	1	0	0	0	0	0	0	0	0	0	0	2	4	0.00	0.000
54 Brad Lidge, R ERA:	(8, 1)	0.0		2	2	0	0	0	0	0	0	0	0	0	7	8	∞	∞
46 Ryan Madson, R ERA: 2.7	(8, 1)	1.2	S	6	2	1	1	0	0	0	0	0	0	0	15	20	5.40	1.200

PITCHER	IP	WLS	BF	H	R	ER	SO	BB	IBB	HBP	BLK	WP	HR	S	P	ERA	WHIP

TOP

Philadelphia Phillies @ St. Louis Cardinals
Busch Stadium, St. Louis, MO
Wed Oct 05 2011, 5:08 PM - 7:41 PM CDT
Att. 47,071 - Clear - 80 F

livebaseballscorecards.com

Batter	1	2	3	4	5	6	7	8	9	AB	R	H	RBI	BB	SO	LOB
11 Jimmy Rollins, S (1, 6) OBP: 0.588, SLG: 0.813	X FF 92 0-0 26 3B 2B		B SI 95 X CH 86 1-0 26 FC1-4-6 1B		D CU 81 F CH 87 B SI 95 X SL 86 2-1 ③ G3			C CH 89 B CH 85 B CH 83 X FF 91 2-1 ① G4-3 1-2		4	1	2	0	0	0	2
26 Chase Utley, L (1, 4) OBP: 0.588, SLG: 0.769	C FF 93 B CH 87 X FF 94 1-1 3 1B 3B 2-H		B SI 94 C SI 93 F SI 95 X SI 95 1-2 ② FC1-4-6 1-2f			C CH 86 B CU 79 B CH 85 B CU 79 C SI 92 B FF 93 4-2 3 FC6-3-5 BB		B SI 92 C SI 91 X CH 85 1-1 3 WP 1B 2-3		3	1	2	1	1	0	1
3 Hunter Pence, R (1, 9) OBP: 0.353, SLG: 0.267	X SL 87 0-0 6 CS 1B 3-H		F SI 95 D SL 89 1 SAFE X SL 88 1-1 ③ G5-3			B SI 93 F SL 85 B FF 94 1 SAFE F SL 88 D SL 89 1 SAFE 1 SAFE X SL 88 3-2 ① FC6-3-5 1-3		C FF 89 F FF 92 F FF 92 B CH 84 F KC 83 B KC 82 X KC 82 2-2 ② G6-3 1-2 3-H		4	0	1	1	0	0	4
6 Ryan Howard, L (1, 3) OBP: 0.176, SLG: 0.333	C FF 94 S CU 82 D SL 87 B SI 94 D CU 80 1 SAFE C SL 86 3-3 ① ② K 1-2			F CU 79 F FF 95 S CU 80 0-3 ① K2-3		B FF 96 B FF 94 D CU 80 F CH 86 1 SAFE S CH 85 X CH 86 3-2 ② F8		F SI 94 C SL 84 S SL 84 0-3 ③ K		4	0	0	0	0	3	3
8 Shane Victorino, S (1, 8) OBP: 0.250, SLG: 0.250	C CU 82 X CH 87 0-1 ③ F7			C CU 80 S SL 88 X SI 95 0-2 ② G6-3		B CU 79 C CH 86 X FF 94 1-1 ③ G4-3			B FF 97 B FF 97 B FF 95 C FF 95 C FF 98 X FF 97 3-2 ① G3	4	0	0	0	0	0	1
29 Raul Ibanez, L (1, 7) OBP: 0.250, SLG: 0.500		C FF 93 F CU 81 S SL 87 0-3 ① K		B FF 96 F FF 96 B SI 95 S SI 94 X SI 96 2-2 ③ F7			C FF 89 B FF 89 C FF 89 S SL 81 1-3 ① K		C FF 96 F FC 90 S FF 98 0-3 ② K	4	0	0	0	0	3	0
27 Placido Polanco, R (1, 5) OBP: 0.125, SLG: 0.125		X FF 94 0-0 ② P3			B FF 95 C SL 87 F SL 88 B SL 88 X SL 88 2-2 44 SH3-4 1B		B FF 92 C FF 92 B SL 81 X FC 91 2-1 ② G5-3		C FF 97 C FC 89 X FC 90 0-2 ③ F8	4	0	1	0	0	0	0
51 Carlos Ruiz, R (1, 2) OBP: 0.133, SLG: 0.071		C FF 95 S SL 86 B FF 96 S SL 89 1-3 ③ K			X SL 88 0-0 ① F7		C FC 92 B FF 92 X SL 82 1-1 ③ F8			3	0	0	0	0	1	1
44 Roy Oswalt, R (1, 1) 56 Joe Blanton, R (7, 1) 7 Ross Gload, L (8, PH) OBP: 1.000, SLG: 1.000 7 Michael Martinez, S (8, PR) 54 Brad Lidge, R (8, 1)			C FF 93 S SL 88 X SL 87 0-2 ① G6-3		B FF 93 X FF 91 1-0 ② SH3-4 1-2			B CH 82 B FF 89 X FF 88 2-0 26 1B 3 WP 1B		1 0 1 0 0	0 0 0 1 0	0 0 1 0 0	0 0 0 0 0	0 0 0 0 0	0 0 0 0 0	0 0 0 0 0
Inning Stats	R: 2 E: 0 K: 1 S: 9 H: 3 LOB: 0 BB: 0 P: 13	R: 0 E: 0 K: 2 S: 7 H: 0 LOB: 0 BB: 0 P: 8	R: 0 E: 0 K: 0 S: 9 H: 1 LOB: 1 BB: 0 P: 12	R: 0 E: 0 K: 1 S: 9 H: 0 LOB: 0 BB: 0 P: 11	R: 0 E: 0 K: 0 S: 7 H: 1 LOB: 1 BB: 0 P: 12	R: 0 E: 0 K: 0 S: 10 H: 0 LOB: 1 BB: 1 P: 21	R: 0 E: 0 K: 1 S: 7 H: 0 LOB: 0 BB: 0 P: 11	R: 1 E: 0 K: 1 S: 13 H: 2 LOB: 1 BB: 0 P: 20	R: 0 E: 0 K: 1 S: 9 H: 0 LOB: 0 BB: 0 P: 12	1B: 5 2B: 2 3B: 1 HR: 0 SF: 0 SAC: 1 DP: 1 HBP: 0						

AB	32
R	3
H	7
RBI	2
BB	1
SO	7
LOB	12

WP: 1 PA: 34
PB: 0
SB: 0
CS: 1

PITCHER		IP	WLS	BF	H	R	ER	SO	BB	IBB	HBP	BLK	WP	HR	S	P	ERA	WHIP
22 Edwin Jackson, R ERA: 3.0	(1, 1)	6.0	W	23	5	2	2	4	1	0	0	0	0	0	51	77	3.00	1.000
53 Arthur Rhodes, L ERA:	(7, 1)	0.1	H	1	0	0	0	1	0	0	0	0	0	0	3	4	0.00	0.000
28 Octavio Dotel, R ERA:	(7, 1)	0.2	H	2	0	0	0	0	0	0	0	0	0	0	4	7	0.00	0.000
59 Fernando Salas, R ERA: 2.45	(8, 1)	0.2	H	4	2	1	1	0	0	0	0	1	1	0	10	17	13.50	3.000
34 Marc Rzepczynski, L ERA: 27.0	(8, 1)	0.1	H	1	0	0	0	1	0	0	0	0	0	0	3	3	0.00	0.000

PITCHER		IP	WLS	BF	H	R	ER	SO	BB	IBB	HBP	BLK	WP	HR	S	P	ERA	WHIP
30 Jason Motte, R ERA:	(9, 1)	1.0	S	3	0	0	0	1	0	0	0	0	0	0	9	12	0.00	0.000

Batter	1	2	3	4	5	6	7	8	9	AB	R	H	RBI	BB	SO	LOB
15 Rafael Furcal, S (1, 6) OBP: 0.222, SLG: 0.333	C SI 91 F FF 92 S SL 76 0-3 ① **K**		B CH 84 X CH 81 1-0 ② **G6-3**		X FF 93 0-0 ① **B5**		B FC 88 F FC 87 F FF 92 F FC 86 X CU 77 1-2 ② **G3**			4	0	0	0	0	1	0
55 Skip Schumaker, L (1, 4) OBP: 0.625, SLG: 0.750 Ryan Theriot, R (6, 4) OBP: 0.600, SLG: 0.800	X SI 92 0-0 12 E **1B**		C SI 92 B CU 71 X FC 85 1-1 **1B**		B FF 92 F CH 81 B X CH 83 2-1 ② **F8**		X SI 91 0-0 ③ **G6-3**			3 1	1 0	2 0	0 0	0 0	0 0	0 0
5 Albert Pujols, R (1, 3) OBP: 0.444, SLG: 0.588	C FF 92 F FF 92 D SL 78 B FF 92 F FF 92 X FF 93 1-2 ② **P5**		B FF 93 F CH 84 F FF 93 B SL 77 S CH 83 2-3 ③ **K**		X CH 82 0-0 ③ **F9**			B SL 82 F SL 81 B SL 80 X FF 91 2-1 ① **L9**		4	0	0	0	0	1	2
12 Lance Berkman, S (1, 9) OBP: 0.333, SLG: 0.467 30 Jason Motte, R (9, 1)	B CH 83 X SI 93 1-0 **E8** 1-H **2B**			B SI 94 B CH 82 B CH 84 F CH 85 B CH 82 4-1 4 L9 7 HBP 23 2B **BB**		S FF 92 B CH 82 B SI 92 F SI 92 B SL 77 F CH 83 X FF 93 3-2 ① **G5-3**		B FF 92 X FF 91 1-0 ② **F7**		3 0	1 0	1 0	1 0	1 0	0 0	0 0
7 Matt Holliday, R (1, 7) OBP: 0.500, SLG: 0.400	B FF 93 B SI 92 S CH 83 X SI 92 2-1 ③ **G6-3**			H CH 81 1-0 23 2B **1-2 HBP**		S SI 92 F FF 92 X SL 79 0-2 23 HR **1B**		F FF 92 C SL 82 B FF 92 S SL 83 1-3 ③ **K**		3	2	1	0	0	1	1
4 Yadier Molina, R (1, 2) OBP: 0.250, SLG: 0.200		S CH 82 F FF 92 S SL 78 0-3 ① **K2-3**		B CH 84 B FF 92 X CH 81 2-0 ① **L9** 2-3		S FF 92 X FF 93 0-1 ② **F7**				3	0	0	0	0	1	3
23 David Freese, R (1, 5) OBP: 0.267, SLG: 0.600 53 Arthur Rhodes, L (7, 1) 28 Octavio Dotel, R (7, 1) 59 Fernando Salas, R (8, 1) 34 Marc Rzepczynski, L (8, 1) 56 Adron Chambers, L (9, 9) OBP: 0.500, SLG: 0.500		C CH 83 C CU 70 S FF 92 0-3 ② **K**		X CU 71 0-0 19 G4-3 1-H **3-H 2B**		B SI 92 X SI 91 1-0 1-H **HR**				3 0 0 0 0 0	1 0 0 0 0 0	2 0 0 0 0 0	4 0 0 0 0 0	0 0 0 0 0 0	1 0 0 0 0 0	0 0 0 0 0 0
19 Jon Jay, L (1, 8) OBP: 0.357, SLG: 0.182		S CH 83 F FF 93 X SL 76 0-2 ③ **G4-3**		B FF 92 F FF 92 X FF 92 1-1 ② **G4-3** 2-3		B FF 93 S CH 83 F FF 92 B SL 77 F FF 92 X CH 83 2-2 ③ **G4-3**				3	0	0	0	0	0	1
22 Edwin Jackson, R (1, 1) 33 Daniel Descalso, L (7, 5)			C FF 92 B CH 82 S FC 85 C FF 92 1-3 ① **K**	S FC 84 F FF 92 B CU 72 X CH 80 1-2 ③ **F9**			F FC 88 X CH 83 0-1 ① **F9**			2 1	0 0	0 0	0 0	0 0	1 0	1 0
Inning Stats	R: 1 E: 1 K: 1 S: 12 H: 2 LOB: 1 BB: 0 P: 16	R: 0 E: 0 K: 2 S: 9 H: 0 LOB: 0 BB: 0 P: 9	R: 0 E: 0 K: 2 S: 9 H: 1 LOB: 1 BB: 0 P: 14	R: 2 E: 0 K: 0 S: 8 H: 1 LOB: 1 BB: 1 P: 17	R: 0 E: 0 K: 0 S: 4 H: 0 LOB: 0 BB: 0 P: 6	R: 2 E: 0 K: 0 S: 14 H: 2 LOB: 0 BB: 0 P: 20	R: 0 E: 0 K: 0 S: 7 H: 0 LOB: 0 BB: 0 P: 8	R: 0 E: 0 K: 1 S: 6 H: 0 LOB: 0 BB: 0 P: 10		1B: 3 2B: 2 3B: 0 HR: 1	SF: 0 SAC: 0 DP: 0 HBP: 1			WP: 0 PB: 0 SB: 0 CS: 0	PA: 32	

PITCHER		IP	WLS	BF	H	R	ER	SO	BB	IBB	HBP	BLK	WP	HR	S	P	ERA	WHIP
44 Roy Oswalt, R ERA: 7.5	(1, 1)	6.0	L	26	6	5	5	5	1	0	1	0	0	1	56	82	7.50	1.167
56 Joe Blanton, R ERA:	(7, 1)	1.0		3	0	0	0	0	0	0	0	0	0	0	7	8	0.00	0.000
54 Brad Lidge, R ERA:	(8, 1)	1.0		3	0	0	0	1	0	0	0	0	0	0	6	10	0.00	0.000

PITCHER	IP	WLS	BF	H	R	ER	SO	BB	IBB	HBP	BLK	WP	HR	S	P	ERA	WHIP

BOTTOM

Philadelphia Phillies @ St. Louis Cardinals

Busch Stadium, St. Louis, MO

Wed Oct 05 2011, 5:08 PM - 7:41 PM CDT

Att. 47,071 - Clear - 80 F

livebaseballscorecards.com

AB	30
R	5
H	6
RBI	5
BB	1
SO	6
LOB	8

Batter	1	2	3	4	5	6	7	8	9	AB	R	H	RBI	BB	SO	LOB
15 Rafael Furcal, S (1, 6) OBP: 0.227, SLG: 0.409	B FC 91 C SI 92 B FC 91 X SI 92 2-1 55 2B 3B		X CU 76 0-0 ① G4-3		C FC 91 X SI 92 0-1 ③ F7			X CH 81 0-0 FC2 19 SH5-4 1-2		4	1	1	0	0	0	1
55 Skip Schumaker, L (1, 8) OBP: 0.600, SLG: 0.800 19 Jon Jay, L (3, 8) OBP: 0.333, SLG: 0.167	C CU 79 F CH 85 F CH 84 F FC 90 B CU 78 F FC 91 B CH 85 F CU 79 F CH 85 2-2 X CU 78 5 FC4-5 3-H 2B		B FC 90 C FC 90 C FC 91 X FC 90 1-2 ② L7			C FC 90 F CU 77 B CH 83 X CH 84 1-2 ① G4-3		B CU 73 B FC 90 X FC 90 2-0 ① SH5-4 1-2 2-3		2 1	0 0	1 0	1 0	0 0	0 0	0 0
5 Albert Pujols, R (1, 3) OBP: 0.409, SLG: 0.500	F CH 85 X SI 93 0-1 ① FC4-5 12 WP 2-3		B CU 77 C CU 79 C FC 90 F CU 78 F CH 84 S CU 78 1-3 ③ K			B CU 76 S FC 91 X CU 79 1-1 ② G5-3		I IN 68 I IN 70 I IN 69 I IN 72 4-0 IBB		3	0	0	0	1	1	1
12 Lance Berkman, S (1, 9) OBP: 0.286, SLG: 0.389 56 Adron Chambers, L (9, 9) OBP: 0.500, SLG: 0.500	F FC 90 B CH 84 F FC 91 B FC 90 F FC 90 2-2 CI 4 FC6-4 1-2			F FC 90 X FC 90 0-1 ① F8		F FC 90 S CU 78 B CH 85 B CU 79 X CH 84 2-2 ③ G4-3		S CU 77 B CH 83 S FC 90 T FC 90 1-2 ② K		3 0	0 0	0 0	0 0	0 0	1 0	3 0
7 Matt Holliday, R (1, 7) OBP: 0.300, SLG: 0.222	B FC 90 S FC 90 S SI 92 F SI 93 D CH 85 B FC 91 X CU 79 3-2 ② P5			B SI 93 S CH 84 F SI 93 F FC 90 F SI 92 S FC 92 1-3 ② K			S FC 89 B FC 90 C FC 90 X CH 84 1-2 ① F8	B FC 91 B FC 90 C FC 90 S CU 77 X CU 78 2-2 ③ F7		4	0	0	0	0	1	5
4 Yadier Molina, R (1, 2) OBP: 0.250, SLG: 0.211	F FC 91 B CU 79 B SI 93 X CH 85 2-1 ③ FC6-4 1-2f			B CU 79 X SI 93 1-0 23 S 1B			S FC 91 S FC 91 B CU 78 F FC 89 C FC 90 1-3 ② K		B CH 82 B FF 95 C FF 94 X CH 83 2-1 ① G1-2-3	4	0	1	0	0	1	2
23 David Freese, R (1, 5) OBP: 0.278, SLG: 0.556 33 Daniel Descalso, L (7, PR) (7, 5)		C FC 89 S CH 84 B FC 91 B CH 85 T FC 91 2-2 ① K		S CU 78 S CU 78 B CU 78 F FC 90 S CU 78 1-3 ③ K 1-2			B CU 77 B FC 90 F FC 90 X CU 78 2-1 1B		S FF 94 B FF 96 S CH 84 B CH 84 S CH 84 2-3 ② K	3 1	0 0	1 0	0 0	0 0	2 1	1 0
8 Nick Punto, S (1, 4) OBP: 0.167, SLG: 0.167		B FC 91 C FC 91 X CH 85 1-1 ② L5			B CU 76 B FC 88 C FC 90 C FC 90 X FC 90 2-2 29 B2-6-4 1B		C CU 76 S CU 76 S CU 76 0-3 ③ K		B CH 84 C FF 94 F FF 95 F CH 82 S FF 95 1-3 ③ K	4	0	1	0	0	2	1
29 Chris Carpenter, R (1, 1) OBP: 0.250, SLG: 0.250		X FC 91 0-0 ③ G6-3			1 SAFE C CU 76 L CU 77 1 SAFE X FC 90 0-2 ①② B2-6-4 1-2f			B CU 75 F FC 89 C FC 90 X FC 90 1-2 19 SH5-4 15 E 1B		3	0	1	0	0	0	1
Inning Stats	R: 1 E: 1 K: 0 S: 21 H: 2 LOB: 2 BB: 0 P: 32	R: 0 E: 0 K: 1 S: 6 H: 0 LOB: 0 BB: 0 P: 9	R: 0 E: 0 K: 1 S: 9 H: 0 LOB: 0 BB: 0 P: 11	R: 0 E: 0 K: 2 S: 12 H: 1 LOB: 1 BB: 0 P: 15	R: 0 E: 0 K: 0 S: 8 H: 1 LOB: 0 BB: 0 P: 10	R: 0 E: 0 K: 0 S: 8 H: 0 LOB: 0 BB: 0 P: 12	R: 0 E: 0 K: 2 S: 12 H: 1 LOB: 1 BB: 0 P: 16	R: 0 E: 1 K: 1 S: 11 H: 1 LOB: 3 BB: 1 P: 21	R: 0 E: 0 K: 2 S: 9 H: 0 LOB: 0 BB: 0 P: 14	1B: 4 2B: 1 3B: 1 HR: 0 SF: 0 SAC: 1 DP: 1 HBP: 0						

PITCHER		IP	WLS	BF	H	R	ER	SO	BB	IBB	HBP	BLK	WP	HR	S	P	ERA	WHIP
34 Roy Halladay, R ERA: 2.25	(1, 1)	8.0	L	32	6	1	1	7	0	1	0	0	1	0	87	126	1.12	0.750
46 Ryan Madson, R ERA: 2.08	(9, 1)	1.0		3	0	0	0	2	0	0	0	0	0	0	9	14	0.00	0.000

PITCHER	IP	WLS	BF	H	R	ER	SO	BB	IBB	HBP	BLK	WP	HR	S	P	ERA	WHIP

TOP

St. Louis Cardinals @ Philadelphia Phillies
Citizens Bank Park, Philadelphia, PA
Fri Oct 07 2011, 8:38 PM - 11:08 PM EDT
Att. 46,530 - Clear - 58 F

livebaseballscorecards.com

AB	32
R	1
H	6
RBI	1
BB	1
SO	9
LOB	15

WP: 1 PA: 35
PB: 0
SB: 1
CS: 0

BOTTOM

St. Louis Cardinals @ Philadelphia Phillies
Citizens Bank Park, Philadelphia, PA
Fri Oct 07 2011, 8:38 PM - 11:08 PM EDT
Att. 46,530 - Clear - 58 F

livebaseballscorecards.com

Batter	1	2	3	4	5	6	7	8	9	AB	R	H	RBI	BB	SO	LOB
11 Jimmy Rollins, S (1, 6) OBP: 0.476, SLG: 0.650	C FF 90 F FC 85 X CU 73 0-2 ① F8		B CU 73 X SI 92 1-0 ③ G3-1			C CU 72 B FC 84 B SI 89 X SI 90 2-1 ① G6-3		D CU 73 X SI 92 1-0 ③ L1-4-3		4	0	0	0	0	0	1
26 Chase Utley, L (1, 4) OBP: 0.571, SLG: 0.688	C FF 92 C CU 74 B CU 75 S CU 74 1-3 ② K			B CU 72 F SI 90 C CU 72 H CU 74 2-2 3 FC4-6 HBP		B CU 72 C CU 73 C FC 86 X CU 74 1-2 3 CS 1B			X SI 90 0-0 ① F8	3	0	1	0	0	1	0
3 Hunter Pence, R (1, 9) OBP: 0.286, SLG: 0.211	C FF 94 B FF 93 B CU 75 X SI 93 2-1 ③ G6-3			X SI 92 0-0 ① FC4-6 8 1B 1-2f		1 SAFE C CU 72 B SI 92 C FF 92 B FC 84 X FC 86 2-2 ②③ G4-3 1-2			F SI 91 X CU 74 0-1 ② G5-3	4	0	0	0	0	0	2
6 Ryan Howard, L (1, 3) OBP: 0.143, SLG: 0.263		S FC 87 B CU 72 X SI 92 1-1 ① G4-3		X FF 92 0-0 ② L4			B CU 72 B SI 89 B SI 89 X FF 90 3-0 ① F9		B FC 87 S FC 88 F FC 88 B CU 73 X CU 73 2-2 ③ G4-3	4	0	0	0	0	0	1
8 Shane Victorino, S (1, 8) OBP: 0.316, SLG: 0.368		F SI 92 B FF 92 B CU 73 F FC 87 F FF 93 X SI 92 2-2 2B		B SI 91 B SI 92 X SI 90 2-0 1-3 1B			F FF 91 B CU 73 B CH 85 S FC 86 B CU 74 X SI 92 3-2 ② G3			3	0	2	0	0	0	0
29 Raul Ibanez, L (1, 7) OBP: 0.200, SLG: 0.400		C FF 93 B CU 74 F CU 75 D CU 74 F FC 88 X FC 86 2-2 ② P4		D CU 74 F FF 93 F FF 93 B CU 74 F CU 73 D FC 87 X FC 87 3-2 ③ F9			B CU 73 S SI 91 B SI 90 B SI 90 S SI 92 X SI 92 3-2 ③ G4-3			3	0	0	0	0	0	3
27 Placido Polanco, R (1, 5) OBP: 0.105, SLG: 0.105		B CU 74 T FC 85 X SI 92 1-1 ③ G6-3			C FF 91 B CU 74 F CU 73 X FC 86 1-2 ① G6-3			S FC 86 B CU 74 X FC 86 1-1 ① G6-3		3	0	0	0	0	0	1
51 Carlos Ruiz, R (1, 2) OBP: 0.111, SLG: 0.059			C SI 90 X CU 72 0-1 ① F9		B FC 87 C FC 85 X FF 92 1-1 ② G6-3			C SI 92 X SI 92 0-1 ② G6-3		3	0	0	0	0	0	0
34 Roy Halladay, R (1, 1) OBP: 0.167, SLG: 0.167 7 Ross Gload, L (8, PH) OBP: 0.500, SLG: 0.500 7 Michael Martinez, S (8, PR) 46 Ryan Madson, L (9, 1)			C FF 90 S CU 73 B FC 86 S FF 92 1-3 ② K		B FF 93 X SI 92 1-0 ③ G5-3			C SI 91 B CU 74 C CU 73 S CU 73 1-3 K		2 1 0 0	0 0 0 0	0 0 0 0	0 0 0 0	0 0 0 0	1 1 0 0	0 0 0 0
Inning Stats	R: 0 E: 0 K: 1 S: 8 H: 0 LOB: 0 BB: 0 P: 11	R: 0 E: 0 K: 0 S: 12 H: 1 LOB: 1 BB: 0 P: 18	R: 0 E: 0 K: 1 S: 6 H: 0 LOB: 0 BB: 0 P: 8	R: 0 E: 0 K: 0 S: 9 H: 1 LOB: 2 BB: 0 P: 16	R: 0 E: 0 K: 0 S: 6 H: 0 LOB: 0 BB: 0 P: 9	R: 0 E: 0 K: 0 S: 8 H: 1 LOB: 0 BB: 0 P: 13	R: 0 E: 0 K: 0 S: 7 H: 0 LOB: 0 BB: 0 P: 16	R: 0 E: 1 K: 1 S: 8 H: 0 LOB: 1 BB: 0 P: 11	R: 0 E: 0 K: 0 S: 6 H: 0 LOB: 0 BB: 0 P: 8	1B: 2 2B: 1 3B: 0 HR: 0	SF: 0 SAC: 0 DP: 0 HBP: 1				WP: 0 PB: 0 SB: 0 CS: 1	PA: 31	

PITCHER	IP	WLS	BF	H	R	ER	SO	BB	IBB	HBP	BLK	WP	HR	S	P	ERA	WHIP
29 Chris Carpenter, R (1, 1) ERA: 3.0	9.0	W	31	3	0	0	3	0	0	1	0	0	0	70	110	0.00	0.333

PITCHER	IP	WLS	BF	H	R	ER	SO	BB	IBB	HBP	BLK	WP	HR	S	P	ERA	WHIP

AB	30
R	0
H	3
RBI	0
BB	0
SO	3
LOB	8