


Philadelphia Phillies - 2011

Batter	1	2	3	4	5	6	7	8	9	AB	R	H	RBI	BB	SO	LOB	TOP			
8 Devon Travis, R Rafael Lopez, L	F9		P6		G5-4-3			K		3	0	0	0	0	0	2	Florida State Seminoles @ Philadelphia Phillies Bright House Field, Clearwater, FL Thu Feb 24 2011, 1:08 PM - 3:20 PM EST Att: 3,915 - Sunny - 74 F			
32 Sherman Johnson, L Sean Gilmartin, L 6 Sean O'Brien, R	1B			L1		1B		K		2	0	1	0	0	0	0				
25 Mike McGee, R 23 Taiwan Easterling, R	K			16 F9 E	1B	K		G3		2	0	1	0	0	1	1				
James Ramsey, L 17 Robby Stahl, R	P6			E5		K		K		2	0	0	0	0	0	2				
16 Jayce Boyd, R 13 Eric Arce, L		G4-3		F9		K			4-0 18 E BB	3	0	0	0	0	0	4				
Rafael Lopez, L 7 Parker Brunelle, S	L1			K				F8		3	0	0	0	0	2	2				
1 Stuart Tapley, R 18 Seth Miller, L								G4-3		1	0	0	0	0	1	0				
Justin Gonzalez, R 16 Jayce Boyd, R			P5						0-0 P4	2	0	1	0	1	0	0				
Stephen McGee, R 37 Wil Breton, L			G6-3					P6		1	0	0	0	1	0	0				
Inning Stats	R: 0 E: 0 K: 1 S: 6	H: 1 LOB: 1 BB: 0 P: 6	R: 0 E: 0 K: 1 S: 5	H: 0 LOB: 0 BB: 0 P: 5	R: 0 E: 0 K: 0 S: 3	H: 0 LOB: 0 BB: 0 P: 3	R: 0 E: 1 K: 1 S: 7	H: 1 LOB: 2 BB: 0 P: 7	R: 0 E: 0 K: 3 S: 10	H: 1 LOB: 1 BB: 1 P: 10	R: 0 E: 0 K: 0 S: 3	H: 0 LOB: 1 BB: 1 P: 7	R: 0 E: 0 K: 2 S: 7	H: 0 LOB: 0 BB: 1 P: 7	R: 0 E: 1 K: 2 S: 8	H: 0 LOB: 2 BB: 1 P: 12		1B: 4 2B: 0 3B: 0 HR: 0	SF: 0 SAC: 0 DP: 1 HBP: 0	WP: 0 PB: 0 SB: 0 CS: 0
PITCHER	IP	WLS	BF	H	R	ER	SO	BB	IBB	HBP	BLK	WP	HR	S	P	ERA	WHIP			
64 Drew Naylor, R	2.0	W	7	1	0	0	2	0	0	0	0	0	0	11	11	0.00	0.500			
83 Eddie Bonine, R	2.0		8	1	0	0	1	0	0	0	0	0	0	10	10	0.00	0.500			
84 Juan Pablo Perez, L	1.0		4	1	0	0	1	1	0	0	0	0	0	5	9	0.00	2.000			
68 Michael Stutes, R	1.0		4	1	0	0	3	0	0	0	0	0	0	10	10	0.00	1.000			
78 Michael Schwimer, R	1.0		4	0	0	0	0	1	0	0	0	0	0	3	7	0.00	1.000			
PITCHER	IP	WLS	BF	H	R	ER	SO	BB	IBB	HBP	BLK	WP	HR	S	P	ERA	WHIP			
72 Justin De Fratus, R	1.0		3	0	0	0	2	0	0	0	0	0	0	7	7	0.00	0.000			
47 Scott Mathieson, R	1.0		5	0	0	0	2	1	0	0	0	0	0	8	12	0.00	1.000			

Batter	1	2	3	4	5	6	7	8	9	AB	R	H	RBI	BB	SO	LOB	BOTTOM			
8 Shane Victorino, S 7 Michael Martinez, S	G6-3	G4-3		G6-4-3		SF8		G3-1		2	0	0	0	0	0	0	Florida State Seminoles @ Philadelphia Phillies Bright House Field, Clearwater, FL Thu Feb 24 2011, 1:08 PM - 3:20 PM EST Att: 3,915 - Sunny - 74 F			
27 Placido Polanco, R 65 Jeff Larish, L	29 6 1B	K			L7	K		K		2	1	1	0	0	1	0				
29 Raul Ibanez, L 86 Tagg Bozied, R	6 2B				P6			F8		2	1	1	0	1	0	0				
6 Ryan Howard, L 7 Ross Gload, L	9 1B	G4-3			F8			G4-3		2	1	1	2	0	0	1				
39 Robb Quinlan, R	51 1B									0	0	0	0	0	0	0				
10 Ben Francisco, R 15 John Mayberry Jr., R	51 1B	9 1B		F8		9 FC3-6 1B		24 2B	HBP	1	1	1	0	0	0	0				
9 Domic Brown, L 24 Delwyn Young, S	60 SF8	51 1B		G3-1		61 1B	23 BB	23 2B	61 WP	3	1	1	0	0	0	1				
51 Carlos Ruiz, R 23 Brian Schneider, L 77 Tuffy Gosewisch, R	1-2 2-3 3-H			F9		71 1B	61 1B	61 WP	2B	2	0	1	1	0	0	0				
60 Pete Orr, L 61 Josh Barfield, R	SF8			G4-3		71 1B		K		1	0	0	1	0	0	0				
21 Wilson Valdez, R 71 Freddy Galvis, S	P5					1-2 2-3 3-H				2	0	1	0	0	0	2				
Inning Stats	R: 4 E: 0 K: 0 S: 8	H: 5 LOB: 2 BB: 1 P: 12	R: 0 E: 0 K: 1 S: 5	H: 0 LOB: 1 BB: 1 P: 9	R: 0 E: 0 K: 0 S: 3	H: 0 LOB: 0 BB: 0 P: 3	R: 0 E: 0 K: 0 S: 3	H: 1 LOB: 0 BB: 0 P: 3	R: 0 E: 0 K: 1 S: 8	H: 3 LOB: 2 BB: 1 P: 12	R: 2 E: 0 K: 1 S: 7	H: 2 LOB: 1 BB: 0 P: 9	R: 0 E: 0 K: 2 S: 7	H: 0 LOB: 0 BB: 0 P: 7	1B: 9 2B: 2 3B: 0 HR: 0	SF: 2 SAC: 0 DP: 1 HBP: 1	WP: 1 PB: 0 SB: 0 CS: 0	PA: 38		
PITCHER	IP	WLS	BF	H	R	ER	SO	BB	IBB	HBP	BLK	WP	HR	S	P	ERA	WHIP			
28 Tyler Everett, R	1.0	L	9	5	4	4	0	1	0	0	0	0	0	8	12	36.00	6.000			
22 Robert Benincasa, R	1.0		4	0	0	0	1	1	0	0	0	0	0	5	9	0.00	1.000			
44 Mack Waugh, R	1.0		3	0	0	0	0	0	0	0	0	0	0	3	3	0.00	0.000			
14 Tye Buckley, L	1.0		3	1	0	0	0	0	0	0	0	0	0	3	3	0.00	1.000			
38 Adam Simmons, R	1.0		3	0	0	0	0	0	0	0	0	0	0	3	3	0.00	0.000			
PITCHER	IP	WLS	BF	H	R	ER	SO	BB	IBB	HBP	BLK	WP	HR	S	P	ERA	WHIP			
36 Robby Scott, L	1.0		7	3	2	2	1	1	0	0	0	0	0	7	9	18.00	4.000			
40 Peter Miller, R	1.0		6	2	2	2	1	0	0	1	0	0	0	7	9	18.00	2.000			
51 Brandon Johnson, L	1.0		3	0	0	0	2	0	0	0	0	0	0	7	7	0.00	0.000			



Batter	1	2	3	4	5	6	7	8	9	AB	R	H	RBI	BB	SO	LOB	TOP					
60 Pete Orr, L OBP: 0.333, SLG: 0.667	G4-3		G4-3							3	1	1	1	0	0	0	Philadelphia Phillies @ New York Yankees George M. Steinbrenner Field, Tampa, FL Sat Feb 26 2011, 1:25 PM - 4:29 PM EST Att: 11,122 - Sunny - 77 F livebaseballscorecards.com					
61 Josh Barfield, R OBP: 1.000, SLG: 1.000										2	0	2	0	0	0	0						
7 Ross Gload, L OBP: 0.400, SLG: 0.400			P5							5	0	2	1	0	0	3						
29 Raul Ibanez, L 15 John Mayberry Jr., R OBP: 0.333, SLG: 0.333	F8									2	0	0	0	0	1	1						
6 Ryan Howard, L 39 Robb Quinlan, R OBP: 0.333, SLG: 0.333	F7									3	1	1	0	0	1	2						
10 Ben Francisco, R 24 Delwyn Young, S OBP: 1.000, SLG: 3.000										1	1	1	0	1	0	0						
9 Dornic Brown, L 7 Michael Martinez, S										2	0	0	0	1	1	1						
65 Jeff Larish, L										3	0	0	0	1	1	1						
23 Brian Schneider, L 4 Dane Sardinha, R OBP: 1.000, SLG: 1.500										2	0	0	0	0	0	0						
21 Wilson Valdez, R 25 Brian Bocoock, R										2	1	1	0	0	1	0						
Inning Stats	R: 0 E: 0 K: 0 S: 4	H: 1 LOB: 1 BB: 0 P: 4	R: 1 E: 0 K: 0 S: 3	H: 1 LOB: 0 BB: 1 P: 7	R: 0 E: 0 K: 1 S: 5	H: 0 LOB: 0 BB: 0 P: 5	R: 0 E: 0 K: 2 S: 7	H: 0 LOB: 1 BB: 1 P: 12	R: 2 E: 0 K: 1 S: 8	H: 3 LOB: 1 BB: 0 P: 8	R: 0 E: 0 K: 0 S: 3	H: 0 LOB: 0 BB: 0 P: 3	R: 0 E: 0 K: 0 S: 5	H: 2 LOB: 2 BB: 0 P: 5	R: 2 E: 0 K: 0 S: 6	H: 3 LOB: 2 BB: 1 P: 10	R: 0 E: 0 K: 1 S: 6	H: 1 LOB: 1 BB: 0 P: 6	1B: 8 2B: 2 3B: 1 HR: 0	SF: 0 SAC: 0 DP: 1 HBP: 0	WP: 0 PB: 0 SB: 1 CS: 1	PA: 40
PITCHER	IP	WLS	BF	H	R	ER	SO	BB	IBB	HBP	BLK	WP	HR	S	P	ERA	WHIP					
40 Bartolo Colon, R ERA: 4.5	2.0		8	2	1	1	1	1	0	0	0	0	0	7	11	4.50	1.500					
62 Jose Chamberlain, R ERA: 4.5	1.0		3	0	0	0	1	0	0	0	0	0	0	5	5	0.00	0.000					
30 David Robertson, R ERA: 18.0	1.0		4	0	0	0	2	1	0	0	0	0	0	7	12	0.00	1.000					
87 David Phelps, R ERA: 18.0	1.0		6	3	2	2	1	0	0	0	0	0	0	8	8	18.00	3.000					
74 Hector Noesi, R ERA: 18.0	2.0		8	2	0	0	0	0	0	0	0	0	0	8	8	0.00	1.000					
PITCHER	IP	WLS	BF	H	R	ER	SO	BB	IBB	HBP	BLK	WP	HR	S	P	ERA	WHIP					
89 Eric Wordekemper, R ERA: 18.0	1.0	L	7	3	2	2	0	1	0	0	0	0	0	6	10	0.00	1.000					
43 Luis Ayala, R ERA: 18.0	1.0		4	1	0	0	1	0	0	0	0	0	0	6	6	0.00	1.000					

Batter	1	2	3	4	5	6	7	8	9	AB	R	H	RBI	BB	SO	LOB	BOTTOM					
2 Derek Jeter, R	G6-3									2	0	0	0	0	0	2	Philadelphia Phillies @ New York Yankees George M. Steinbrenner Field, Tampa, FL Sat Feb 26 2011, 1:25 PM - 4:29 PM EST Att: 11,122 - Sunny - 77 F livebaseballscorecards.com					
26 Eduardo Núñez, R OBP: 0.333, SLG: 0.333		FC5								3	1	1	0	0	0	1						
33 Nick Swisher, S										2	0	0	0	0	1	0						
63 Justin Maxwell, R OBP: 0.333, SLG: 0.333	K									3	0	1	0	0	0	2						
25 Mark Teixeira, S OBP: 0.667, SLG: 1.500										2	0	1	1	0	0	0						
94 Jorge Vazquez, R OBP: 1.000, SLG: 2.500										2	1	2	2	0	0	0						
13 Alex Rodriguez, R OBP: 0.500, SLG: 1.000										2	0	1	0	0	0	1						
75 Brandon Laird, R OBP: 0.333, SLG: 0.667										3	0	1	0	0	1	3						
24 Robinson Canó, L 60 Kevin Russo, R										2	1	0	0	0	0	1						
20 Jorge Posada, S 18 Andruw Jones, R										1	0	0	0	0	0	1						
14 Curtis Granderson, L 27 Greg Golson, R										1	0	0	0	0	1	1						
17 Francisco Cervelli, R 84 Austin Romine, R										2	0	0	0	1	0	1						
11 Brett Gardner, L 61 Colin Curtis, L										0	0	0	0	1	0	0						
Inning Stats	R: 0 E: 0 K: 1 S: 5	H: 0 LOB: 1 BB: 0 P: 6	R: 1 E: 1 K: 1 S: 7	H: 1 LOB: 2 BB: 1 P: 11	R: 0 E: 0 K: 0 S: 4	H: 1 LOB: 0 BB: 0 P: 4	R: 0 E: 0 K: 0 S: 2	H: 0 LOB: 0 BB: 1 P: 6	R: 1 E: 0 K: 1 S: 7	H: 2 LOB: 1 BB: 0 P: 8	R: 0 E: 0 K: 1 S: 4	H: 0 LOB: 1 BB: 2 P: 12	R: 2 E: 0 K: 0 S: 7	H: 2 LOB: 1 BB: 1 P: 13	R: 0 E: 0 K: 1 S: 6	H: 1 LOB: 2 BB: 0 P: 6	R: 0 E: 0 K: 1 S: 7	H: 2 LOB: 2 BB: 0 P: 7	1B: 4 2B: 3 3B: 1 HR: 1	SF: 0 SAC: 0 DP: 1 HBP: 1	WP: 0 PB: 0 SB: 1 CS: 1	PA: 41
PITCHER	IP	WLS	BF	H	R	ER	SO	BB	IBB	HBP	BLK	WP	HR	S	P	ERA	WHIP					
35 Cole Hamels, L ERA: 4.5	2.0		10	1	1	0	2	1	0	0	0	0	0	6	10	0.00	1.000					
49 Vance Worley, R ERA: 4.5	2.0		7	1	0	0	0	1	0	0	0	0	0	6	10	0.00	1.000					
79 Ryan Feierabend, L ERA: 4.5	2.0	H	9	2	1	1	2	2	0	0	1	0	0	11	20	4.50	2.000					
Brian Schmitter, R ERA: 18.0	1.0	W	6	2	2	2	0	1	0	0	0	0	1	7	13	18.00	3.000					
59 Mike Zagurski, L ERA: 18.0	1.0	H	4	1	0	0	1	0	0	0	0	0	0	6	6	0.00	1.000					
PITCHER	IP	WLS	BF	H	R	ER	SO	BB	IBB	HBP	BLK	WP	HR	S	P	ERA	WHIP					
93 Jason Grilli, R ERA: 18.0	1.0	S	5	2	0	0	1	0	0	0	0	0	0	7	7	0.00	2.000					

Batter	1	2	3	4	5	6	7	8	9	AB	R	H	RBI	BB	SO	LOB	TOP					
39 Randy Winn, S OBP: 0.400, SLG: 0.250 38 Matt Angle, L OBP: 0.400, SLG: 0.400										2	1	1	0	1	0	0	Baltimore Orioles @ Philadelphia Phillies Bright House Field, Clearwater, FL Wed Mar 02 2011, 1:07 PM - 4:08 PM EST Att: 5,966 - Sunny - 76 F					
18 Felix Pie, L OBP: 0.286, SLG: 0.571 6 Nick Green, R										4	0	1	1	0	0	2						
37 Josh Bell, S OBP: 0.143, SLG: 0.286 74 Tyler Henson, R										4	1	1	0	0	2	3						
32 Matt Wieters, S OBP: 0.571, SLG: 0.714 73 Ryan Adams, R										4	0	3	2	0	0	1						
14 Nolan Reimold, R OBP: 0.571, SLG: 0.833										5	0	1	0	0	2	3						
9 Jake Fox, R OBP: 0.571, SLG: 1.000 15 Craig Tatum, R OBP: 0.400, SLG: 0.400										3	1	2	0	0	1	0						
28 Brendan Harris, R 11 Robert Andino, R OBP: 0.200, SLG: 0.250										3	0	2	1	0	0	1						
76 Joe Mahoney, L OBP: 0.333, SLG: 0.333 29 Brandon Snyder, R OBP: 0.600, SLG: 0.800										3	0	1	0	0	0	2						
3 Cesar Izturis, S 69 Pedro Florimón, S OBP: 1.000, SLG: 1.000										3	0	0	0	0	0	4						
Inning Stats	R: 0 E: 0 K: 1 S: 3	H: 0 LOB: 1 BB: 1 P: 7	R: 1 E: 0 K: 1 S: 7	H: 2 LOB: 1 BB: 0 P: 7	R: 1 E: 0 K: 1 S: 7	H: 3 LOB: 2 BB: 0 P: 8	R: 0 E: 0 K: 0 S: 4	H: 2 LOB: 1 BB: 0 P: 4	R: 1 E: 0 K: 1 S: 5	H: 2 LOB: 1 BB: 0 P: 5	R: 0 E: 0 K: 1 S: 6	H: 1 LOB: 2 BB: 0 P: 6	R: 2 E: 1 K: 2 S: 10	H: 3 LOB: 2 BB: 0 P: 11	R: 1 E: 0 K: 1 S: 8	H: 3 LOB: 2 BB: 0 P: 8		R: 0 E: 0 K: 0 S: 3	H: 0 LOB: 0 BB: 0 P: 3	1B: 12 2B: 4 3B: 0 HR: 0	SF: 0 SAC: 0 DP: 1 HBP: 0	WP: 0 PB: 0 SB: 2 CS: 0
PITCHER	IP	WLS	BF	H	R	ER	SO	BB	IBB	HBP	BLK	WP	HR	S	P	ERA	WHIP					
44 Roy Oswalt, R ERA: 4.5 54 Brad Lidge, R ERA: 9.0 49 Vance Worley, R ERA: 2.25 57 David Herndon, R ERA: 72 Justin De Fratus, R ERA: 9.0	2.0		9	2	1	1	1	1	0	0	0	0	0	10	14	4.50	1.500					
82 Brian Bass, R ERA: 9.0 90 Brian Gordon, R ERA:	1.0		6	3	1	1	1	0	0	0	0	0	0	0	0	9.00	3.000					
49 Vance Worley, R ERA: 2.25 57 David Herndon, R ERA: 72 Justin De Fratus, R ERA: 9.0	2.0		9	4	1	1	0	0	0	0	0	0	0	9	9	4.50	2.000					
57 David Herndon, R ERA: 72 Justin De Fratus, R ERA: 9.0	1.0		4	1	0	0	1	0	0	0	0	0	0	6	6	0.00	1.000					
72 Justin De Fratus, R ERA: 9.0	1.0		6	3	2	1	2	0	0	0	0	0	0	10	11	9.00	3.000					

AB	41
R	6
H	16
RBI	5
BB	1
SO	6
LOB	24



Batter	1	2	3	4	5	6	7	8	9	AB	R	H	RBI	BB	SO	LOB	BOTTOM					
11 Jimmy Rollins, S OBP: 0.167, SLG: 0.167 21 Wilson Valdez, R OBP: 0.556, SLG: 0.333										3	0	0	0	0	1	2	Baltimore Orioles @ Philadelphia Phillies Bright House Field, Clearwater, FL Wed Mar 02 2011, 1:07 PM - 4:08 PM EST Att: 5,966 - Sunny - 76 F					
27 Placido Polanco, R OBP: 0.500, SLG: 0.333 75 Harold Garcia, S OBP: 0.667, SLG: 1.000										2	0	1	0	1	0	0						
29 Raul Ibanez, L OBP: 0.182, SLG: 0.182 24 Delwyn Young, S OBP: 0.444, SLG: 0.444										3	1	1	0	0	0	2						
6 Ryan Howard, L OBP: 0.182, SLG: 0.273 7 Ross Clouth, L OBP: 0.286, SLG: 0.286										3	0	1	1	0	1	2						
10 Ben Francisco, R OBP: 0.400, SLG: 0.769 87 Matt Miller, R										3	0	0	0	0	0	2						
8 Shane Victorino, S OBP: 0.455, SLG: 0.333 7 Michael Martinez, S OBP: 0.125, SLG: 0.500										2	0	1	0	0	0	0						
15 John Mayberry Jr., R OBP: 0.333, SLG: 0.667										4	1	2	1	0	0	1						
23 Brian Schneider, L OBP: 0.375, SLG: 0.286 77 Tuffy Gosewisch, R										2	0	0	0	1	1	1						
25 Brian Bocoock, R 60 Pete Orr, L OBP: 0.400, SLG: 1.000										3	0	0	0	0	1	3						
Inning Stats	R: 1 E: 0 K: 1 S: 7	H: 2 LOB: 0 BB: 0 P: 7	R: 0 E: 0 K: 0 S: 4	H: 1 LOB: 1 BB: 1 P: 8	R: 0 E: 0 K: 1 S: 6	H: 1 LOB: 1 BB: 0 P: 7	R: 0 E: 0 K: 0 S: 4	H: 1 LOB: 1 BB: 0 P: 4	R: 0 E: 0 K: 0 S: 3	H: 0 LOB: 0 BB: 1 P: 7	R: 0 E: 0 K: 1 S: 5	H: 0 LOB: 0 BB: 0 P: 5	R: 0 E: 0 K: 2 S: 7	H: 0 LOB: 0 BB: 0 P: 7	R: 1 E: 0 K: 0 S: 3	H: 1 LOB: 0 BB: 1 P: 8		R: 3 E: 0 K: 0 S: 7	H: 3 LOB: 1 BB: 1 P: 12	1B: 4 2B: 2 3B: 1 HR: 2	SF: 0 SAC: 1 DP: 1 HBP: 0	WP: 3 PB: 0 SB: 0 CS: 0
PITCHER	IP	WLS	BF	H	R	ER	SO	BB	IBB	HBP	BLK	WP	HR	S	P	ERA	WHIP					
24 Chris Tillman, R ERA: 4.5 Zack Britton, L ERA: 83 Mark Worrell, L ERA: 51 Michael Gonzalez, R ERA: 43 Jim Johnson, R ERA:	2.0		8	2	0	0	1	1	0	0	0	0	0	3	7	0.00	1.000					
47 Pedro Viola, L ERA: 9.0 81 Nick Bierbrodt, L ERA: 81.0 88 Chris Jakubauskas, R ERA:	1.0		4	3	3	3	0	0	0	0	0	0	0	2	5	81.00	9.000					
81 Nick Bierbrodt, L ERA: 81.0 88 Chris Jakubauskas, R ERA:	0.1		3	3	3	0	0	0	0	0	0	0	0	1	0	2	81.00	9.000				
88 Chris Jakubauskas, R ERA:	0.2		3	0	0	0	0	1	0	0	0	0	0	1	0	2	0.00	1.500				

AB	34
R	5
H	9
RBI	4
BB	4
SO	5
LOB	16



Batter	1	2	3	4	5	6	7	8	9	AB	R	H	RBI	BB	SO	LOB	TOP										
11 Jimmy Rollins, S OBP: 0.214, SLG: 0.333 71 Freddy Galvis, S OBP: 0.400, SLG: 0.333										3	1	2	0	0	1	1	Philadelphia Phillies @ Pittsburgh Pirates McKechnie Field, Bradenton, FL Fri Mar 04 2011, 1:07 PM - 4:06 PM EST Att: 5,596 - Partly Cloudy - 73 F										
27 Placido Polanco, R OBP: 0.467, SLG: 0.333 73 Carlos Rivera, R OBP: 0.167, SLG: 0.167										3	1	1	0	0	0	2											
29 Raul Ibanez, L OBP: 0.214, SLG: 0.214 63 Brandon Moss, L OBP: 0.400, SLG: 0.250										3	0	1	1	0	1	1											
6 Ryan Howard, L OBP: 0.286, SLG: 0.571 76 Matt Rizzotti, L OBP: 0.697, SLG: 1.000										3	1	2	2	0	0	0											
24 Delwyn Young, S OBP: 0.333, SLG: 0.286 60 Pete Orr, L OBP: 0.250, SLG: 0.625										3	0	0	0	0	1	2											
23 Brian Schneider, L OBP: 0.394, SLG: 0.222 4 Dane Sardinha, R OBP: 0.444, SLG: 0.556										2	0	0	0	1	1	2											
75 Harold Garcia, S OBP: 0.333, SLG: 0.400 87 Matt Miller, R										3	0	0	0	0	2	3											
21 Wilson Valdez, R OBP: 0.533, SLG: 0.500										4	1	3	0	0	0	0											
7 Michael Martinez, S OBP: 0.063, SLG: 0.250										4	0	0	0	0	2	4											
Inning Stats	R: 2 E: 0 K: 2 S: 11	H: 4 LOB: 2 BB: 0 P: 11	R: 0 E: 0 K: 2 S: 8	H: 1 LOB: 1 BB: 0 P: 9	R: 0 E: 0 K: 1 S: 5	H: 0 LOB: 0 BB: 0 P: 5	R: 0 E: 0 K: 1 S: 5	H: 0 LOB: 0 BB: 0 P: 5	R: 0 E: 0 K: 0 S: 4	H: 1 LOB: 0 BB: 0 P: 4	R: 1 E: 0 K: 2 S: 10	H: 2 LOB: 2 BB: 1 P: 17	R: 3 E: 0 K: 2 S: 11	H: 4 LOB: 1 BB: 0 P: 11	R: 1 E: 0 K: 0 S: 5	H: 2 LOB: 1 BB: 0 P: 5		R: 0 E: 0 K: 1 S: 5	H: 0 LOB: 0 BB: 0 P: 5	1B: 10 2B: 3 3B: 0 HR: 1	SF: 1 SAC: 0 DP: 0 HBP: 0	WP: 0 PB: 0 SB: 2 CS: 0	PA: 42				
PITCHER	IP	WLS	BF	H	R	ER	SO	BB	IBB	HBP	BLK	WP	HR	S	P	ERA	WHIP										
29 Kevin Correia, R ERA: 8.31	3.0		14	5	2	2	5	0	0	0	0	0	0	24	25	6.00	1.667										
71 Brian Burres, L ERA:	2.0		7	1	0	0	1	0	0	0	0	0	0	9	9	0.00	0.500										
38 Fernando Nieve, R ERA: 27.0	1.1	L	10	5	4	4	3	1	0	0	0	0	1	16	23	27.00	4.500										
83 Michael Dubee, R ERA:	0.2		3	1	0	0	1	0	0	0	0	0	0	5	5	0.00	1.500										
64 Bryan Morris, R ERA: 6.0	1.0		5	2	1	1	0	0	0	0	0	0	0	5	5	9.00	2.000										

Batter	1	2	3	4	5	6	7	8	9	AB	R	H	RBI	BB	SO	LOB	BOTTOM										
31 Jose Tabata, R OBP: 0.333, SLG: 0.333 14 John Bowker, L OBP: 0.250, SLG: 0.250										3	0	0	0	0	1	0	Philadelphia Phillies @ Pittsburgh Pirates McKechnie Field, Bradenton, FL Fri Mar 04 2011, 1:07 PM - 4:06 PM EST Att: 5,596 - Partly Cloudy - 73 F										
3 Pedro Ciriaco, R OBP: 0.333, SLG: 0.556 79 Chase d'Arnaud, R OBP: 0.286, SLG: 0.167										3	1	1	0	0	0	0											
18 Neil Walker, S OBP: 0.333, SLG: 0.429 76 Corey Wimberly, S										2	1	1	0	1	0	0											
37 Lyle Overbay, L OBP: 0.231, SLG: 0.462 17 Josh Fields, R OBP: 0.093, SLG: 0.091										3	0	1	1	0	1	1											
23 Matt Diaz, R OBP: 0.214, SLG: 0.231 82 Tony Sanchez, R OBP: 0.500, SLG: 1.000										1	1	1	0	1	0	0											
46 Garrett Jones, L OBP: 0.333, SLG: 0.385 81 Andrew Lambo, L OBP: 0.200, SLG: 0.400										2	1	1	0	0	1	3											
12 Andy Marte, R OBP: 0.444, SLG: 0.625 77 Brian Friday, R OBP: 0.143, SLG: 0.286										3	0	1	0	1	4	0											
19 Chris Snyder, R OBP: 0.400, SLG: 0.333 78 Wyatt Toregas, R OBP: 0.250, SLG: 0.250										1	0	0	0	0	0	0											
66 Gorkys Hernández, R OBP: 0.100, SLG: 0.100 44 Alex Presley, L OBP: 0.538, SLG: 0.250										2	0	0	0	0	0	0											
Inning Stats	R: 1 E: 0 K: 0 S: 6	H: 4 LOB: 2 BB: 0 P: 6	R: 0 E: 0 K: 0 S: 3	H: 0 LOB: 0 BB: 0 P: 3	R: 0 E: 0 K: 1 S: 5	H: 0 LOB: 0 BB: 0 P: 5	R: 1 E: 0 K: 1 S: 6	H: 1 LOB: 1 BB: 1 P: 11	R: 0 E: 0 K: 0 S: 3	H: 0 LOB: 0 BB: 0 P: 3	R: 2 E: 0 K: 2 S: 9	H: 2 LOB: 1 BB: 1 P: 13	R: 0 E: 0 K: 2 S: 9	H: 2 LOB: 3 BB: 1 P: 13	R: 0 E: 0 K: 1 S: 6	H: 1 LOB: 1 BB: 0 P: 6		R: 0 E: 0 K: 2 S: 7	H: 0 LOB: 0 BB: 0 P: 7	1B: 7 2B: 3 3B: 0 HR: 0	SF: 0 SAC: 0 DP: 0 HBP: 0	WP: 0 PB: 0 SB: 1 CS: 0	PA: 39				
PITCHER	IP	WLS	BF	H	R	ER	SO	BB	IBB	HBP	BLK	WP	HR	S	P	ERA	WHIP										
56 Joe Blanton, R ERA: 2.7	3.2		15	4	2	2	2	1	0	0	0	0	0	18	22	4.91	1.364										
55 Danyls Baez, R ERA:	1.1	B	5	1	0	0	0	0	0	0	0	0	0	5	6	0.00	0.750										
62 Dan Meyer, L ERA: 9.0	1.0	W	6	2	2	2	2	1	0	0	0	0	0	9	13	18.00	3.000										
48 Drew Carpenter, R ERA:	1.0	H	6	2	0	0	2	1	0	0	0	0	0	9	13	0.00	3.000										
59 Mike Zagurski, L ERA:	1.0	H	4	1	0	0	1	0	0	0	0	0	0	6	6	0.00	1.000										

Batter	1	2	3	4	5	6	7	8	9	AB	R	H	RBI	BB	SO	LOB	TOP			
22 Andrew McCutchen, R (1,8) OBP: 0.278, SLG: 0.438 76 Corey Wimerly, S (6,8)										2	0	0	1	1	0	0	Pittsburgh Pirates @ Philadelphia Phillies Bright House Field, Clearwater, FL Sat Mar 05 2011, 1:07 PM - 3:48 PM EST Att: 9,318 - Sunny - 71 F			
31 Jose Tabata, R (1,7) OBP: 0.278, SLG: 0.278 44 Alex Presley, L (6,7)										3	0	0	0	0	1	1				
24 Pedro Alvarez, L (1,5) OBP: 0.333, SLG: 0.588 17 Josh Fields, R (6,5)										3	0	0	0	0	1	1				
37 Lyle Overbay, L (1,3) OBP: 0.375, SLG: 0.625 10 Garrett Atkins, R (6,3)										3	2	3	0	0	0	0				
18 Neil Walker, S (1,4) OBP: 0.333, SLG: 0.588 3 Pedro Ciriaco, R (6,4)										3	1	1	2	0	0	2				
46 Garrett Jones, L (1,10) OBP: 0.333, SLG: 0.357 81 Andrew Lamb, L (8, PH) OBP: 0.167, SLG: 0.333 (8,10)										1	0	0	1	1	0	0				
41 Ryan Doumit, S (1,2) OBP: 0.313, SLG: 0.357 68 Dusty Brown, R (6,2)										3	0	1	0	0	2	2				
14 John Bowker, L (1,9) OBP: 0.300, SLG: 0.400 51 Steve Pearce, R (6, PH) OBP: 0.286, SLG: 0.385 (6,9)										2	1	1	0	0	1	2				
79 Chase d'Arnaud, R (1,6) OBP: 0.200, SLG: 0.111 77 Brian Friday, R (7,6)										3	0	0	0	0	0	1				
Inning Stats	R: 0 E: 0 K: 2 S: 8	H: 0 LOB: 0 BB: 0 P: 8	R: 0 E: 0 K: 2 S: 8	H: 1 LOB: 2 BB: 1 P: 12	R: 0 E: 0 K: 0 S: 4	H: 0 LOB: 1 BB: 1 P: 8	R: 1 E: 0 K: 1 S: 6	H: 1 LOB: 0 BB: 0 P: 6	R: 1 E: 0 K: 0 S: 4	H: 3 LOB: 1 BB: 0 P: 8	R: 0 E: 0 K: 0 S: 3	H: 0 LOB: 1 BB: 1 P: 9	R: 0 E: 0 K: 0 S: 4	H: 1 LOB: 1 BB: 0 P: 5	R: 0 E: 0 K: 2 S: 7	H: 0 LOB: 0 BB: 0 P: 7		1B: 3 2B: 3 3B: 0 HR: 1	SF: 1 SAC: 0 DP: 0 HBP: 0	WP: 0 PB: 0 SB: 4 CS: 0
PITCHER	IP WLS BF H R ER SO BB IBB HBP BLK WP HR S P ERA WHIP																			
34 Roy Halladay, R (1,1) ERA: 3.0	3.0	L 12	1	0	0	4	2	0	0	0	0	0	0	0	1	18	28	0.00	1.000	
66 JC Ramirez, R (4,1) ERA: 7.2	3.0	L 14	5	4	4	1	0	0	0	0	0	0	0	0	1	18	28	12.00	1.667	
54 Brad Lidge, R (7,1) ERA: 6.0	1.0	4	0	0	0	0	1	0	0	0	0	0	0	0	3	9	0.00	1.000		
52 Jose Contreras, R (8,1) ERA: 6.0	1.0	4	1	0	0	0	0	0	0	0	0	0	0	0	4	5	0.00	1.000		
46 Ryan Madson, R (9,1) ERA: 7.2	1.0	3	0	0	0	2	0	0	0	0	0	0	0	0	7	7	0.00	0.000		

Batter	1	2	3	4	5	6	7	8	9	AB	R	H	RBI	BB	SO	LOB	BOTTOM					
11 Jimmy Rollins, S (1,6) OBP: 0.222, SLG: 0.278 71 Freddy Galvis, S (6,6)										3	0	0	0	0	0	2	Pittsburgh Pirates @ Philadelphia Phillies Bright House Field, Clearwater, FL Sat Mar 05 2011, 1:07 PM - 3:48 PM EST Att: 9,318 - Sunny - 71 F					
8 Shane Victorino, S (1,8) OBP: 0.412, SLG: 0.467 7 Michael Martinez, S (6,8)										3	0	1	0	0	2	0						
29 Raul Ibanez, L (1,7) OBP: 0.176, SLG: 0.176 63 Brandon Moss, L (6,7)										3	0	0	0	0	1	1						
6 Ryan Howard, L (1,3) OBP: 0.294, SLG: 0.500 65 Jeff Larish, L (6, PR) OBP: 0.222, SLG: 0.250 (7,3)										2	0	0	0	1	1	1						
27 Placido Polanco, R (1,5) OBP: 0.389, SLG: 0.267 73 Carlos Rivera, R (7,5) OBP: 0.143, SLG: 0.143										3	0	0	0	0	0	1						
10 Ben Francisco, R (1,10) OBP: 0.476, SLG: 0.947 76 Matt Rizzotti, L (8, PH) OBP: 0.500, SLG: 0.667 (9,10)										3	2	2	1	0	0	2						
9 Domonic Brown, L (1,9) OBP: 0.271, SLG: 0.063 15 John Mayberry Jr., R (3,9) OBP: 0.368, SLG: 0.529										1	0	1	0	0	0	0						
24 Delwyn Young, S (1,4) OBP: 0.444, SLG: 0.471 61 Josh Barfield, R (8,4) OBP: 0.500, SLG: 1.000										3	1	3	1	0	0	0						
23 Brian Schneider, L (1,2) OBP: 0.357, SLG: 0.250 77 Tuffy Gosewisch, R (7, PR) (8,2)										3	0	1	0	0	0	3						
21 Wilson Valdez, R (8, PR) OBP: 0.533, SLG: 0.500										0	0	0	0	0	0	0						
Inning Stats	R: 0 E: 0 K: 0 S: 4	H: 1 LOB: 1 BB: 0 P: 4	R: 1 E: 0 K: 0 S: 7	H: 3 LOB: 2 BB: 0 P: 8	R: 0 E: 0 K: 2 S: 7	H: 0 LOB: 0 BB: 0 P: 7	R: 1 E: 0 K: 0 S: 5	H: 2 LOB: 1 BB: 0 P: 5	R: 0 E: 0 K: 1 S: 5	H: 0 LOB: 0 BB: 0 P: 5	R: 0 E: 0 K: 0 S: 3	H: 0 LOB: 2 BB: 1 P: 7	R: 1 E: 0 K: 1 S: 7	H: 3 LOB: 2 BB: 0 P: 7	R: 0 E: 0 K: 1 S: 5	H: 0 LOB: 0 BB: 0 P: 5	R: 0 E: 0 K: 0 S: 2	H: 0 LOB: 2 BB: 2 P: 10	1B: 5 2B: 5 3B: 0 HR: 1	SF: 0 SAC: 2 DP: 3 HBP: 0	WP: 0 PB: 0 SB: 0 CS: 1	PA: 37
PITCHER	IP WLS BF H R ER SO BB IBB HBP BLK WP HR S P ERA WHIP																					
28 Paul Maholm, L (1,1) ERA: 5.4	3.0	W 8	2	1	1	1	0	0	0	0	0	0	0	0	10	10	4.50	1.000				
27 Jeff Karstens, R (4,1) ERA: 2.25	2.0	H 9	3	1	1	1	1	0	0	0	0	0	0	0	10	14	4.50	2.000				
70 Tony Watson, L (6,1) ERA: 4.5	2.0	H 9	3	1	1	1	1	0	0	0	0	0	0	0	10	14	4.50	2.000				
43 Sean Gallagher, R (8,1) ERA: 4.5	1.0	H 3	0	0	0	1	0	0	0	0	0	0	0	5	5	0.00	0.000					
63 Chris Leroux, R (9,1) ERA: 3.0	1.0	S 4	0	0	0	0	2	0	0	0	0	0	0	2	10	0.00	2.000					

AB 33
R 4
H 7
RBI 4
BB 3
SO 7
LOB 14



AB 32
R 3
H 9
RBI 3
BB 3
SO 5
LOB 17



Batter	1	2	3	4	5	6	7	8	9	AB	R	H	RBI	BB	SO	LOB	TOP										
21 Wilson Valdez, R (1, 8) Cory Sullivan, L (6, 8)										3	0	3	0	0	0	0	Philadelphia Phillies @ Detroit Tigers Joker Marchant Stadium, Lakeland, FL Sun Mar 06 2011, 1:09 PM - 3:19 PM EST Att: 6,693 - Cloudy - 79 F livebaseballscorecards.com										
74 César Hernández, S (1, 4) 61 Josh Barfield, R (5, 4)										2	0	0	0	0	0	2											
10 Ben Francisco, R (1, 7) 63 Brandon Moss, L (6, 7)										3	0	0	0	0	0	0											
15 John Mayberry Jr., R (1, 9) 87 Matt Miller, R (7, 9)										3	1	1	1	0	0	0											
39 Robb Quinlan, R (1, 3)										3	0	0	0	0	0	0											
86 Tagg Bozied, R (1, 10)										3	0	0	0	0	2	0											
51 Carlos Ruiz, R (1, 2) 77 Tuffy Gosewisch, R (7, 2)									2	0	1	0	0	0	0	0											
73 Carlos Rivero, R (1, 5) 75 Harold Garcia, S (7, 5)									2	0	1	0	0	0	1	1											
71 Freddy Galvis, S (1, 6) 25 Brian Bocoock, R (5, 6)									2	0	0	0	0	1	1	1											
										1	0	0	0	0	0	1											
Inning Stats	R: 0 E: 0 K: 0 S: 3	H: 1 LOB: 0 BB: 0 P: 3	R: 1 E: 0 K: 1 S: 8	H: 2 LOB: 1 BB: 0 P: 11	R: 0 E: 0 K: 0 S: 3	H: 1 LOB: 0 BB: 0 P: 4	R: 0 E: 0 K: 0 S: 3	H: 0 LOB: 0 BB: 0 P: 3	R: 0 E: 0 K: 1 S: 6	H: 1 LOB: 1 BB: 0 P: 6	R: 0 E: 0 K: 1 S: 5	H: 0 LOB: 0 BB: 0 P: 5	R: 0 E: 0 K: 1 S: 5	H: 1 LOB: 0 BB: 0 P: 5	R: 0 E: 0 K: 0 S: 4	H: 2 LOB: 1 BB: 0 P: 4	1B: 7 2B: 1 3B: 1 HR: 1	SF: 0 SAC: 0 DP: 3 HBP: 0	WP: 0 PB: 0 SB: 0 CS: 1	PA: 31							
PITCHER	IP	WLS	BF	H	R	ER	SO	BB	IBB	HBP	BLK	WP	HR	S	P	ERA	WHIP										
40 Phil Coke, L (1, 1) 46 Jose Velverde, R (5, 1) 45 Ryan Perry, R (6, 1) 36 Brad Thomas, L (7, 1) 21 Enrique Gonzalez, R (8, 1)	4.0	14	4	1	1	1	1	0	0	0	0	0	1	17	21	2.25	1.000										
64 Duane Below, L (9, 1)	1.0	W	4	2	0	0	0	0	0	0	0	0	0	6	6	0.00	1.000										

Batter	1	2	3	4	5	6	7	8	9	AB	R	H	RBI	BB	SO	LOB	BOTTOM										
14 Austin Jackson, R (1, 8) 32 Don Kelly, L (7, 8)										3	0	0	0	0	1	0	Philadelphia Phillies @ Detroit Tigers Joker Marchant Stadium, Lakeland, FL Sun Mar 06 2011, 1:09 PM - 3:19 PM EST Att: 6,693 - Cloudy - 79 F livebaseballscorecards.com										
34 Clete Thomas, L (1, 9)										4	0	0	0	0	1	0											
72 Andy Dirks, L (1, 7)										3	0	2	0	1	0	0											
24 Miguel Cabrera, R (1, 3) 65 Scott Thorman, L (8, 3)										3	0	0	0	0	1	3											
41 Victor Martinez, S (1, 10) 33 Ryan Strieby, R (7, PH) 18 Audy Ciriaco, R (5, FR)										2	0	0	0	0	0	0											
15 Brandon Inge, R (1, 5) 76 Bryan Holaday, R (1, 2)									1	0	0	0	1	1	0	0											
76 Bryan Holaday, R (1, 2)									3	1	1	1	0	0	1	0											
28 Will Rhymes, L (1, 4) 70 Argenis Diaz, R (7, 4)									2	0	0	0	0	0	0	0											
29 Danny Worth, R (1, 6)									3	0	0	0	0	1	0	0											
										1	0	0	0	0	0	1											
Inning Stats	R: 0 E: 0 K: 0 S: 4	H: 1 LOB: 1 BB: 0 P: 4	R: 0 E: 0 K: 1 S: 5	H: 0 LOB: 0 BB: 0 P: 5	R: 0 E: 0 K: 0 S: 3	H: 0 LOB: 0 BB: 0 P: 3	R: 0 E: 0 K: 0 S: 2	H: 0 LOB: 1 BB: 1 P: 6	R: 0 E: 0 K: 0 S: 2	H: 0 LOB: 0 BB: 1 P: 6	R: 0 E: 0 K: 1 S: 5	H: 0 LOB: 1 BB: 0 P: 5	R: 0 E: 1 K: 1 S: 6	H: 0 LOB: 1 BB: 0 P: 6	R: 1 E: 0 K: 3 S: 10	H: 1 LOB: 0 BB: 0 P: 10	R: 1 E: 0 K: 0 S: 4	H: 3 LOB: 2 BB: 0 P: 4	1B: 4 2B: 0 3B: 0 HR: 1	SF: 0 SAC: 0 DP: 2 HBP: 0	WP: 0 PB: 0 SB: 0 CS: 0	PA: 31					
PITCHER	IP	WLS	BF	H	R	ER	SO	BB	IBB	HBP	BLK	WP	HR	S	P	ERA	WHIP										
38 Kyle Kendrick, R (1, 1) 57 David Herndon, R (4, 1) 78 Michael Schwimer, R (6, 1) 84 Juan Pablo Perez, L (7, 1) 68 Michael Stutes, R (8, 1)	3.0	10	6	0	0	0	1	0	0	0	0	0	0	4	12	0.00	0.333										
89 Matt Anderson, R (9, 1)	0,1	L	4	3	1	1	0	0	0	0	0	0	0	6	6	9.00	1.000										

Batter	1	2	3	4	5	6	7	8	9	AB	R	H	RBI	BB	SO	LOB	TOP											
8 Desmond Jennings, R OBP: 0.333, SLG: 0.125 66 Chris Carter, L OBP: 0.353, SLG: 0.364										2	1	0	0	1	1	0	Tampa Bay Rays @ Philadelphia Phillies Bright House Field, Clearwater, FL Sun Mar 06 2011, 1:09 PM - 3:49 PM EST Att: 10,231 - Partly Cloudy - 76 F											
1 Sean Rodriguez, R OBP: 0.500, SLG: 0.786 64 Tim Beckham, R OBP: 0.545, SLG: 0.556										3	0	1	2	0	0	0												
20 Matt Joyce, L OBP: 0.231, SLG: 0.231 11 Justin Ruggiano, R OBP: 0.176, SLG: 0.412										3	0	1	0	0	2	1												
10 Kelly Shoppach, R OBP: 0.222, SLG: 0.500 41 Nevin Ashley, R										3	0	0	0	0	0	1												
45 Felipe Lopez, S OBP: 0.529, SLG: 0.563 67 Daniel Mayora, R OBP: 0.200, SLG: 0.200										3	0	1	0	0	1	0												
23 Casey Kotchman, L OBP: 0.388, SLG: 0.529 26 J.J. Furmaniak, R										3	1	1	0	0	0	1												
38 Robinson Chirinos, R OBP: 0.400, SLG: 0.933 60 Stephen Vogt, L										3	0	0	0	0	3	2												
79 Joe Inglett, L OBP: 0.357, SLG: 0.250 Leslie Anderson, L										3	1	2	0	0	0	1												
16 Ray Olmedo, S OBP: 0.167, SLG: 0.182 61 Russ Canzler, R										2	1	0	1	0	1	1												
Inning Stats	R: 0 E: 0 K: 0 S: 4	H: 1 LOB: 1 BB: 0 P: 5	R: 0 E: 0 K: 1 S: 6	H: 1 LOB: 1 BB: 0 P: 6	R: 0 E: 0 K: 2 S: 7	H: 0 LOB: 0 BB: 0 P: 7	R: 0 E: 0 K: 2 S: 7	H: 0 LOB: 0 BB: 0 P: 7	R: 3 E: 1 K: 2 S: 10	H: 3 LOB: 1 BB: 1 P: 15	R: 0 E: 0 K: 0 S: 3	H: 0 LOB: 0 BB: 0 P: 3	R: 1 E: 1 K: 2 S: 10	H: 3 LOB: 2 BB: 0 P: 11	R: 0 E: 0 K: 1 S: 5	H: 0 LOB: 1 BB: 1 P: 9		R: 0 E: 0 K: 1 S: 5	H: 0 LOB: 1 BB: 1 P: 9	1B: 6 2B: 2 3B: 0 HR: 0	SF: 0 SAC: 0 DP: 0 HBP: 0	WP: 1 PB: 0 SB: 1 CS: 0	PA: 37					
PITCHER	IP	WLS	BF	H	R	ER	SO	BB	IBB	HBP	BLK	WP	HR	S	P	ERA	WHIP											
33 Cliff Lee, L ERA: 3.0	(1, 1)	4.0		14	2	0	5	0	0	0	0	0	0	24	25	0.00	0.500											
83 Eddie Bonine, R ERA: 15.75	(5, 1)	2.0	B	10	3	3	3	2	1	0	0	0	1	0	13	18	13.50	2.000										
72 Justin De Fratus, R ERA: 9.0	(7, 1)	1.0		6	3	1	2	0	0	0	0	0	0	10	11	9.00	3.000											
16 J.C. Romero, L ERA:	(8, 1)	1.0		3	0	0	1	0	0	0	0	0	0	5	5	0.00	0.000											
47 Scott Mathieson, R ERA: 4.5	(9, 1)	1.0	W	4	0	0	1	1	0	0	0	0	0	5	9	0.00	1.000											



Batter	1	2	3	4	5	6	7	8	9	AB	R	H	RBI	BB	SO	LOB	BOTTOM											
11 Jimmy Rollins, S OBP: 0.190, SLG: 0.238 7 Michael Martinez, S OBP: 0.111, SLG: 0.279										3	0	0	0	0	0	1	Tampa Bay Rays @ Philadelphia Phillies Bright House Field, Clearwater, FL Sun Mar 06 2011, 1:09 PM - 3:49 PM EST Att: 10,231 - Partly Cloudy - 76 F											
8 Shane Victorino, S OBP: 0.350, SLG: 0.389 92 Rich Thompson, L										3	0	0	0	0	1	0												
29 Raul Ibanez, L OBP: 0.200, SLG: 0.200 95 Chris Frey, L										3	1	1	0	0	2	0												
6 Ryan Howard, L OBP: 0.350, SLG: 0.684 76 Matt Rizzotti, L OBP: 0.600, SLG: 1.500										3	1	2	1	0	0	0												
27 Placido Polanco, R OBP: 0.381, SLG: 0.278 65 Jeff Larish, L OBP: 0.200, SLG: 0.222										3	0	1	1	0	0	0												
7 Ross Gload, L OBP: 0.357, SLG: 0.429										4	1	2	0	0	0	2												
24 Delwyn Young, S OBP: 0.381, SLG: 0.490	2 SAFE									3	0	0	0	0	2	1												
60 Pete Orr, L OBP: 0.182, SLG: 0.455										3	0	0	0	0	2	1												
23 Brian Schneider, L OBP: 0.412, SLG: 0.500 67 Joel Naughton, L OBP: 0.500, SLG: 0.500										2	1	1	1	1	0	0												
Inning Stats	R: 0 E: 0 K: 1 S: 5	H: 0 LOB: 0 BB: 0 P: 5	R: 1 E: 1 K: 1 S: 7	H: 2 LOB: 1 BB: 0 P: 8	R: 2 E: 0 K: 0 S: 9	H: 4 LOB: 2 BB: 0 P: 12	R: 0 E: 0 K: 2 S: 7	H: 0 LOB: 1 BB: 1 P: 11	R: 0 E: 0 K: 2 S: 7	H: 0 LOB: 0 BB: 0 P: 7	R: 0 E: 0 K: 1 S: 5	H: 0 LOB: 0 BB: 0 P: 5	R: 0 E: 0 K: 0 S: 3	H: 0 LOB: 0 BB: 0 P: 3	R: 1 E: 0 K: 1 S: 7	H: 1 LOB: 0 BB: 0 P: 8		R: 1 E: 1 K: 0 S: 4	H: 2 LOB: 2 BB: 0 P: 4	1B: 5 2B: 1 3B: 0 HR: 3	SF: 0 SAC: 2 DP: 0 HBP: 0	WP: 0 PB: 0 SB: 0 CS: 0	PA: 36					
PITCHER	IP	WLS	BF	H	R	ER	SO	BB	IBB	HBP	BLK	WP	HR	S	P	ERA	WHIP											
40 Wade Davis, R ERA: 3.0	(1, 1)	2.0		8	2	1	2	0	0	0	0	0	1	12	13	4.50	1.000											
27 Cesar Ramos, L ERA: 6.0	(3, 1)	1.0		7	4	2	2	0	0	0	0	0	1	9	12	18.00	4.000											
37 Juan Cruz, R ERA:	(4, 1)	1.0		4	0	0	2	1	0	0	0	0	0	7	11	0.00	1.000											
57 Jake McGee, L ERA:	(5, 1)	1.0		3	0	0	2	0	0	0	0	0	0	7	7	0.00	0.000											
75 Jonah Bayliss, R ERA: 6.0	(6, 1)	1.0		3	0	0	1	0	0	0	0	0	0	5	5	0.00	0.000											
PITCHER	IP	WLS	BF	H	R	ER	SO	BB	IBB	HBP	BLK	WP	HR	S	P	ERA	WHIP											
47 Brandon Gomes, R ERA:	(7, 1)	1.0	H	3	0	0	0	0	0	0	0	0	0	1	7	8	9.00	1.000										
74 Cory Wade, R ERA: 2.09	(8, 1)	1.0	B	4	1	1	1	1	0	0	0	0	0	1	7	8	9.00	1.000										
71 Brian Baker, R ERA: 6.0	(9, 1)	0.1	L	4	2	1	1	0	0	0	0	0	0	4	4	27.00	6.000											



Batter	1	2	3	4	5	6	7	8	9	AB	R	H	RBI	BB	SO	LOB	TOP
39 Randy Winn, S OBP: 0.235, SLG: 0.133 38 Matt Angle, L OBP: 0.313, SLG: 0.267	4-0 28 BB 2B		0-0 L9		0-3 K			0-0 F8		3	1	0	0	1	1	1	<p>Baltimore Orioles @ Philadelphia Phillies</p> <p>Bright House Field, Clearwater, FL</p> <p>Tue Mar 08 2011, 1:06 PM - 3:37 PM EST</p> <p>Att: 9,039 - Sunny - 77 F</p>
28 Brandon Harris, R OBP: 0.333, SLG: 0.500 73 Ryan Adams, R	4-0 9 BB 37 SF8		0-0 F8		0-3 K			0-0 G4-3		3	1	0	0	1	1	0	
14 Nolan Reimold, R OBP: 0.423, SLG: 0.619 74 Tyler Henson, R	0-3 K		0-0 F7		1-0 37 BB 2B HBP			0-0 F7		3	1	0	0	0	1	2	
9 Jake Fox, R OBP: 0.391, SLG: 0.870	0-0 1-3 2H 2B			0-0 P4		0-3 K		0-0 F9		4	0	1	1	0	1	1	
37 Josh Bell, S OBP: 0.370, SLG: 0.476	0-0 SF8			0-0 G6-3		0-0 2B		0-3 K		3	0	1	2	0	1	0	
29 Brandon Snyder, R OBP: 0.214, SLG: 0.286	0-3 K			0-0 P4		0-0 G5-3		0-0 G6-3		4	0	0	0	0	1	2	
6 Nick Green, R OBP: 0.133, SLG: 0.071		0-0 P6		0-3 K		0-3 K				3	0	0	0	0	2	0	
15 Craig Tatum, R OBP: 0.235, SLG: 0.188 72 Caleb Joseph, R		0-0 F8		0-0 G5-3		0-3 K				3	0	0	0	0	1	0	
11 Robert Andino, R OBP: 0.300, SLG: 0.250 69 Pedro Florimón, S OBP: 0.500, SLG: 0.500		0-0 F9		0-0 1B		0-0 P3				3	0	1	0	0	0	0	
Inning Stats	R: 2 E: 0 K: 2 S: 8	H: 1 LOB: 1 BB: 2 P: 16	R: 0 E: 0 K: 0 S: 3	H: 0 LOB: 0 BB: 0 P: 3	R: 0 E: 0 K: 0 S: 3	H: 0 LOB: 0 BB: 0 P: 3	R: 0 E: 0 K: 2 S: 8	H: 1 LOB: 1 BB: 0 P: 8	R: 1 E: 0 K: 2 S: 8	H: 1 LOB: 1 BB: 0 P: 9	R: 0 E: 0 K: 1 S: 5	H: 0 LOB: 0 BB: 0 P: 3	R: 0 E: 0 K: 1 S: 5	H: 0 LOB: 0 BB: 0 P: 5	1B: 1 2B: 2 3B: 0 HR: 0	SF: 1 SAC: 0 DP: 0 HBP: 1	
PITCHER	IP WLS BF H R ER SO BB IBB HBP BLK WP HR S P ERA WHIP	IP WLS BF H R ER SO BB IBB HBP BLK WP HR S P ERA WHIP	IP WLS BF H R ER SO BB IBB HBP BLK WP HR S P ERA WHIP	IP WLS BF H R ER SO BB IBB HBP BLK WP HR S P ERA WHIP	IP WLS BF H R ER SO BB IBB HBP BLK WP HR S P ERA WHIP	IP WLS BF H R ER SO BB IBB HBP BLK WP HR S P ERA WHIP	IP WLS BF H R ER SO BB IBB HBP BLK WP HR S P ERA WHIP	IP WLS BF H R ER SO BB IBB HBP BLK WP HR S P ERA WHIP	IP WLS BF H R ER SO BB IBB HBP BLK WP HR S P ERA WHIP	IP WLS BF H R ER SO BB IBB HBP BLK WP HR S P ERA WHIP	IP WLS BF H R ER SO BB IBB HBP BLK WP HR S P ERA WHIP	IP WLS BF H R ER SO BB IBB HBP BLK WP HR S P ERA WHIP	IP WLS BF H R ER SO BB IBB HBP BLK WP HR S P ERA WHIP	IP WLS BF H R ER SO BB IBB HBP BLK WP HR S P ERA WHIP	IP WLS BF H R ER SO BB IBB HBP BLK WP HR S P ERA WHIP	IP WLS BF H R ER SO BB IBB HBP BLK WP HR S P ERA WHIP	IP WLS BF H R ER SO BB IBB HBP BLK WP HR S P ERA WHIP

AB	29
R	3
H	3
RBI	3
BB	2
SO	9
LOB	6



Batter	1	2	3	4	5	6	7	8	9	AB	R	H	RBI	BB	SO	LOB	BOTTOM		
8 Shane Victorino, S OBP: 0.385, SLG: 0.458 7 Michael Martinez, S OBP: 0.190, SLG: 0.353	0-0 G4-3		0-0 11 FC5-4 1B		0-0 27 L9-6 1-H 2B		0-0 73 1B		0-0 73 1B	3	0	2	1	0	0	0	<p>Baltimore Orioles @ Philadelphia Phillies</p> <p>Bright House Field, Clearwater, FL</p> <p>Tue Mar 08 2011, 1:06 PM - 3:37 PM EST</p> <p>Att: 9,039 - Sunny - 77 F</p>		
27 Placido Polanco, R OBP: 0.296, SLG: 0.208 73 Carlos Rivera, R OBP: 0.333, SLG: 0.333	0-0 G6-3		0-0 F9		0-0 L9-6		0-0 1B		0-0 1B	3	0	0	0	0	2	0			
11 Jimmy Rollins, S OBP: 0.165, SLG: 0.222 25 Brian Bocock, R	0-0 G3		0-0 FC5-4		0-3 K		0-3 K			3	0	0	0	0	1	1			
6 Ryan Howard, L OBP: 0.346, SLG: 0.708 76 Matt Rizzotti, L OBP: 0.500, SLG: 1.200	4-0 15 BB 2B		2-2 HR		0-0 G5-3		0-3 K			2	1	1	1	1	0	0			
29 Raul Ibanez, L OBP: 0.217, SLG: 0.182 87 Matt Miller, R	0-0 F7		0-0 G4-3		4-0 24 1B BB		0-0 BB		0-0 BB	2	0	0	0	1	0	1			
24 Delwyn Young, S OBP: 0.346, SLG: 0.360	0-0 F8		0-3 K		0-0 1B		0-0 F9			4	0	1	0	0	1	2			
15 John Mayberry Jr., R OBP: 0.332, SLG: 0.600 7 Ross Cload, L OBP: 0.278, SLG: 0.333	0-0 1-3 2B		0-0 F9		0-0 F9		0-0 G5-3			3	0	1	0	0	0	2			
51 Carlos Ruiz, R OBP: 0.333, SLG: 0.300 4 Dane Sardinha, R OBP: 0.500, SLG: 0.556 21 Wilson Valdez, R OBP: 0.600, SLG: 0.765	0-0 P4		4-0 61 FC6-4 BB		0-0 G4-3		0-0 G4-3		4-0 7 1B 61 BB 73 1B BB	2	0	0	0	1	0	2			
61 Josh Barfield, R OBP: 0.545, SLG: 0.600	0-0 F8		0-0 FC6-4 8 S 8 2B		0-0 F9		0-0 F9		4-0 7 1B BB	3	2	0	0	1	0	1			
Inning Stats	R: 0 E: 0 K: 0 S: 3	H: 0 LOB: 0 BB: 0 P: 3	R: 0 E: 0 K: 0 S: 4	H: 1 LOB: 2 BB: 1 P: 8	R: 0 E: 0 K: 0 S: 4	H: 1 LOB: 1 BB: 0 P: 4	R: 1 E: 0 K: 1 S: 8	H: 1 LOB: 0 BB: 0 P: 10	R: 1 E: 0 K: 0 S: 3	H: 1 LOB: 0 BB: 1 P: 7	R: 0 E: 0 K: 1 S: 6	H: 1 LOB: 2 BB: 0 P: 7	R: 0 E: 0 K: 1 S: 5	H: 0 LOB: 1 BB: 1 P: 9	R: 2 E: 0 K: 0 S: 2	H: 2 LOB: 2 BB: 2 P: 10		1B: 6 2B: 3 3B: 0 HR: 1	SF: 0 SAC: 0 DP: 1 HBP: 0
PITCHER	IP WLS BF H R ER SO BB IBB HBP BLK WP HR S P ERA WHIP	IP WLS BF H R ER SO BB IBB HBP BLK WP HR S P ERA WHIP	IP WLS BF H R ER SO BB IBB HBP BLK WP HR S P ERA WHIP	IP WLS BF H R ER SO BB IBB HBP BLK WP HR S P ERA WHIP	IP WLS BF H R ER SO BB IBB HBP BLK WP HR S P ERA WHIP	IP WLS BF H R ER SO BB IBB HBP BLK WP HR S P ERA WHIP	IP WLS BF H R ER SO BB IBB HBP BLK WP HR S P ERA WHIP	IP WLS BF H R ER SO BB IBB HBP BLK WP HR S P ERA WHIP	IP WLS BF H R ER SO BB IBB HBP BLK WP HR S P ERA WHIP	IP WLS BF H R ER SO BB IBB HBP BLK WP HR S P ERA WHIP	IP WLS BF H R ER SO BB IBB HBP BLK WP HR S P ERA WHIP	IP WLS BF H R ER SO BB IBB HBP BLK WP HR S P ERA WHIP	IP WLS BF H R ER SO BB IBB HBP BLK WP HR S P ERA WHIP	IP WLS BF H R ER SO BB IBB HBP BLK WP HR S P ERA WHIP	IP WLS BF H R ER SO BB IBB HBP BLK WP HR S P ERA WHIP	IP WLS BF H R ER SO BB IBB HBP BLK WP HR S P ERA WHIP			

AB	32
R	4
H	9
RBI	4
BB	6
SO	4
LOB	14



Batter	1	2	3	4	5	6	7	8	9	AB	R	H	RBI	BB	SO	LOB	TOP					
11 Jimmy Rollins, S OBP: 0.250, SLG: 0.235 71 Freddy Galvis, S OBP: 0.273, SLG: 0.222	F8		F8		G3	F7			63 2B 92 HBP	3	0	0	0	0	0	0	Philadelphia Phillies @ Baltimore Orioles Ed Smith Stadium, Sarasota, FL Fri Mar 11 2011, 1:08 PM - 3:49 PM EST Att: 8,129 - Sunny -61 F					
8 Shane Victorino, S OBP: 0.428, SLG: 0.500 92 Rich Thompson, L	29 HR BB		29 SF8 6 1B		29 1B		G5-3		63 2B HBP	2	3	2	0	1	0	0						
29 Raul Ibanez, L OBP: 0.345, SLG: 0.500 63 Brandon Moss, L OBP: 0.273, SLG: 0.300	1-H HR		1-3 2B		6 HR 1B		F8		15 E 2B	3	2	3	3	0	0	0						
6 Ryan Howard, L OBP: 0.344, SLG: 0.750 15 Jim Murphy, R	K		SF8		2-H HR		G5-3		15 HR E3	2	1	1	3	0	1	0						
7 Ross Gload, L OBP: 0.320, SLG: 0.520 15 John Mayberry Jr., R OBP: 0.344, SLG: 0.767	24 1B		F8		HR		P6		2-H HR	3	2	2	1	0	0	1						
24 Delwyn Young, S OBP: 0.351, SLG: 0.389	2-H 1B				65 G3-6 1B		F7		K	5	0	3	1	0	1	0						
65 Jeff Larish, L OBP: 0.214, SLG: 0.462 61 Josh Barfield, R OBP: 0.533, SLG: 0.714			G1-3		G3-6-1		G4-3		G6-3	3	0	0	0	0	0	2						
23 Brian Schneider, L OBP: 0.348, SLG: 0.550 85 Erik Kratz, R			F7		G4-3		K		G5-3	3	0	0	0	0	1	0						
60 Pete Orr, L OBP: 0.167, SLG: 0.389 7 Michael Martinez, S OBP: 0.150, SLG: 0.250			G4-3		F8		G1-3		K	3	0	0	0	0	0	0						
Inning Stats	R: 3 E: 0 K: 1 S: 7	H: 3 LOB: 1 BB: 1 P: 13	R: 0 E: 0 K: 0 S: 3	H: 0 LOB: 0 BB: 0 P: 3	R: 1 E: 0 K: 0 S: 5	H: 2 LOB: 1 BB: 0 P: 5	R: 0 E: 0 K: 0 S: 3	H: 1 LOB: 0 BB: 0 P: 3	R: 4 E: 0 K: 1 S: 9	H: 5 LOB: 1 BB: 0 P: 13	R: 0 E: 0 K: 0 S: 5	H: 0 LOB: 0 BB: 0 P: 5	R: 0 E: 0 K: 0 S: 3	H: 0 LOB: 0 BB: 0 P: 3	R: 0 E: 0 K: 0 S: 3	H: 0 LOB: 0 BB: 0 P: 3		R: 5 E: 1 K: 2 S: 12	H: 3 LOB: 0 BB: 0 P: 16	1B: 5 2B: 5 3B: 0 HR: 4	SF: 1 SAC: 0 DP: 1 HBP: 1	WP: 1 PB: 0 CS: 0 SB: 0
PITCHER	IP WLS BF H R ER SO BB IBB HBP BLK WP HR S P ERA WHIP																					
46 Jeremy Guthrie, R ERA: 6.0	4.0 L 17 6 4 4 1 1 0 0 0 0 1 1 18 24 9.00 1.750																					
63 Kevin Gregg, R ERA: 7.2	1.0 8 5 4 4 0 0 0 0 0 0 1 2 9 13 36.00 5.000																					
57 Clay Rapada, L ERA: 1.8	1.0 3 0 0 0 1 0 0 0 0 0 0 0 5 5 0.00 0.000																					
49 Jason Berken, R ERA: 5.4	2.0 6 0 0 0 0 0 0 0 0 0 0 0 6 6 0.00 0.000																					
54 Rick Van Den Hurk, R ERA: 6.0	1.0 8 3 5 2 2 0 0 1 0 0 0 1 12 16 18.00 3.000																					

Batter	1	2	3	4	5	6	7	8	9	AB	R	H	RBI	BB	SO	LOB	BOTTOM			
2 J.J. Hardy, R OBP: 0.423, SLG: 0.417 11 Robert Andino, R OBP: 0.269, SLG: 0.364	21 3B 1B		10 HR 1B		FC5-4 21 BB		K		HR	3	1	2	0	0	0	1	Philadelphia Phillies @ Baltimore Orioles Ed Smith Stadium, Sarasota, FL Fri Mar 11 2011, 1:08 PM - 3:49 PM EST Att: 8,129 - Sunny -61 F			
21 Nick Markakis, L OBP: 0.381, SLG: 0.789 6 Nick Green, R OBP: 0.190, SLG: 0.105	10 G4-3 3B		F8		BB		P5		F8	3	1	1	1	1	0	1				
10 Adam Jones, R OBP: 0.370, SLG: 0.778 38 Matt Angle, L OBP: 0.304, SLG: 0.250	G4-3		3-H HR		P3				G4-3	3	1	1	2	0	0	2				
27 Vladimir Guerrero, R OBP: 0.308, SLG: 1.000 73 Ryan Adams, R OBP: 0.455, SLG: 1.000	G5-3		P6				P4		F7	3	0	0	0	0	0	0				
12 Mark Reynolds, R OBP: 0.185, SLG: 0.231 37 Josh Bell, S OBP: 0.364, SLG: 0.481	K				K		39 BB BB		76 2B 1B	2	0	0	0	1	2	0				
30 Luke Scott, L OBP: 0.150, SLG: 0.056 76 Joe Mahoney, L OBP: 0.444, SLG: 0.647			F8		P5		K		39 1B 2B	3	0	0	0	0	1	1				
39 Randy Winn, S OBP: 0.273, SLG: 0.227 29 Brandon Snyder, R OBP: 0.333, SLG: 0.400					F9				28 C4-6 1B	0	0	0	0	0	0	0				
32 Matt Wieters, S OBP: 0.273, SLG: 0.286 9 Jake Fox, R OBP: 0.355, SLG: 0.742					G6-3		F7		P4	3	0	0	0	0	0	3				
3 Cesar Izturis, S OBP: 0.353, SLG: 0.214 28 Brendan Harris, R OBP: 0.289, SLG: 0.391			K						FC4-6	2	0	0	0	1	2	1				
Inning Stats	R: 2 E: 0 K: 1 S: 7	H: 2 LOB: 0 BB: 0 P: 7	R: 0 E: 0 K: 1 S: 6	H: 1 LOB: 1 BB: 0 P: 6	R: 1 E: 0 K: 0 S: 5	H: 2 LOB: 0 BB: 0 P: 8	R: 0 E: 0 K: 1 S: 5	H: 0 LOB: 0 BB: 0 P: 5	R: 0 E: 0 K: 1 S: 5	H: 0 LOB: 2 BB: 2 P: 11	R: 0 E: 0 K: 2 S: 7	H: 0 LOB: 0 BB: 0 P: 7	R: 0 E: 0 K: 0 S: 6	H: 3 LOB: 1 BB: 1 P: 10	R: 1 E: 0 K: 1 S: 8	H: 1 LOB: 0 BB: 0 P: 10		1B: 4 2B: 2 3B: 1 HR: 2	SF: 0 SAC: 0 DP: 0 HBP: 0	WP: 0 PB: 0 CS: 0 SB: 0
PITCHER	IP WLS BF H R ER SO BB IBB HBP BLK WP HR S P ERA WHIP																			
33 Cliff Lee, L ERA: 5.0	3.0 W 13 5 3 3 2 0 0 0 0 0 0 0 8 16 0.00 1.000																			
55 Danyel Baez, R ERA: 6.1	2.0 H 8 0 0 0 1 2 0 0 0 0 0 0 12 20 0.00 1.000																			
37 Antonio Bastardo, L ERA: 8.1	1.0 7 3 2 2 0 1 0 0 0 0 0 0 6 10 18.00 4.000																			
62 Dan Meyer, L ERA: 6.75	1.0 4 1 1 1 1 0 0 0 0 0 0 1 8 10 9.00 1.000																			



Batter	1	2	3	4	5	6	7	8	9	AB	R	H	RBI	BB	SO	LOB	TOP										
11 Jimmy Rollins, S OBP: 0.286, SLG: 0.282 21 Wilson Valdez, R OBP: 0.545, SLG: 0.655	F7		8 2B 29 G3	1B			F8		G6-3	2	1	1	0	1	0	0											
8 Shane Victorino, S OBP: 0.415, SLG: 0.486 7 Michael Martinez, S OBP: 0.265, SLG: 0.382	F7		29 G3 6 2B	2B			G5-3		7 WP	3	1	1	1	0	0	1											
29 Raul Ibanez, L OBP: 0.343, SLG: 0.455 4 Dane Sardinha, R OBP: 0.357, SLG: 0.385	G4-3		G3				F7		K	3	0	0	1	0	0	1											
6 Ryan Howard, L OBP: 0.342, SLG: 0.697 7 Ross Gload, R OBP: 0.424, SLG: 0.656		K	3-H 2B				F9		24 BB 61 SH3-4 SF9	3	0	1	1	0	1	0											
27 Placido Polanco, R OBP: 0.256, SLG: 0.222 71 Freddy Galvis, S OBP: 0.190, SLG: 0.158	G6-3		L6				P2		SH3-4	3	0	0	0	0	0	1											
15 John Mayberry Jr., R OBP: 0.422, SLG: 0.750							P2		24 BB	3	1	2	0	1	0	0											
51 Carlos Ruiz, R 57 David Herndon, R 37 Antonio Bastardo, R 24 Delwyn Young, S 62 Dan Meyer, R 94 Tyson Brummett, R	P4		61 E SF8	2B			F9			2	1	0	0	0	1	0											
61 Josh Barfield, R OBP: 0.480, SLG: 0.667			11 S 8 2B	1B			K		SF9	2	1	1	2	0	1	0											
35 Cole Hamels, L 47 Scott Mathieson, R 10 Ben Francisco, R OBP: 0.385, SLG: 0.629			K	K					7 G5-3	2	0	0	0	0	0	2											
Inning Stats	R: 0 E: 0 K: 0 S: 3	H: 0 LOB: 0 BB: 0 P: 3	R: 0 E: 0 K: 1 S: 6	H: 1 LOB: 1 BB: 0 P: 6	R: 3 E: 0 K: 1 S: 8	H: 3 LOB: 1 BB: 1 P: 12	R: 2 E: 0 K: 1 S: 7	H: 2 LOB: 1 BB: 1 P: 12	R: 0 E: 0 K: 0 S: 3	H: 0 LOB: 0 BB: 0 P: 3	R: 0 E: 0 K: 1 S: 5	H: 0 LOB: 0 BB: 0 P: 5	R: 0 E: 0 K: 1 S: 6	H: 1 LOB: 2 BB: 2 P: 6	R: 1 E: 0 K: 0 S: 4	H: 1 LOB: 2 BB: 2 P: 12	R: 1 E: 0 K: 1 S: 7	H: 2 LOB: 1 BB: 0 P: 9	1B: 7 2B: 3 3B: 0 HR: 0	SF: 2 SAC: 1 DP: 0 HBP: 0	WP: 2 PB: 0 SB: 2 CS: 0	PA: 41					
PITCHER	IP	WLS	BF	H	R	ER	SO	BB	IBB	HBP	BLK	WP	HR	S	P	ERA	WHIP										
28 Nelson Figueroa, R ERA: 5.0	4.0	0	20	6	5	4	3	2	0	0	0	0	0	24	33	9.00	2.000										
59 Wilton Lopez, R ERA:	5.1	1.0	3	0	0	0	0	0	0	0	0	0	0	3	3	0.00	0.000										
56 Henry Villar, R ERA: 2.25	2.0	7	1	0	0	2	0	0	0	0	0	0	0	11	11	0.00	0.500										
78 Pat Urckfitz, L ERA: 14.29	1.0	6	1	1	1	0	2	0	0	0	0	0	0	4	12	9.00	3.000										
73 Fernando Rodriguez Jr., R ERA: 3.0	1.0	L	5	2	1	1	1	0	0	0	0	1	0	7	9	9.00	2.000										

Philadelphia Phillies @ Houston Astros
Osceola County Stadium, Kissimmee, FL
Mon Mar 14 2011, 1:08 PM - 4:00 PM EDT
Att: 6,145 - Sunny - 72 F

AB	34
R	7
H	10
RBI	5
BB	4
SO	6
LOB	12

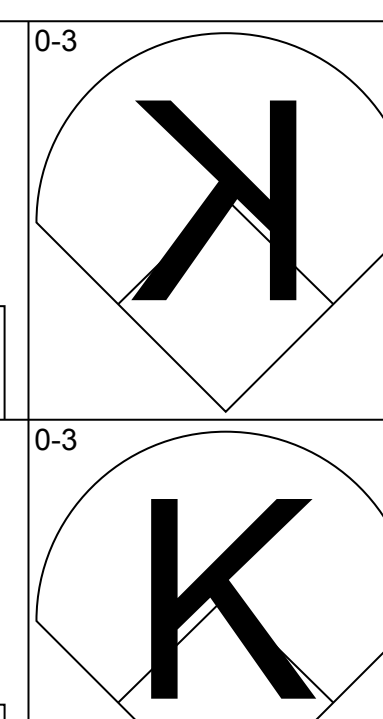
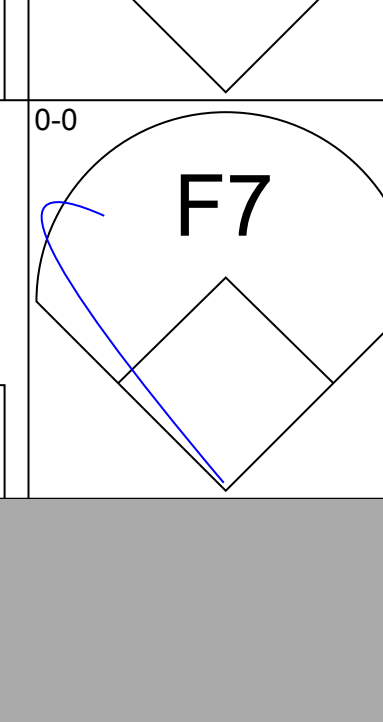



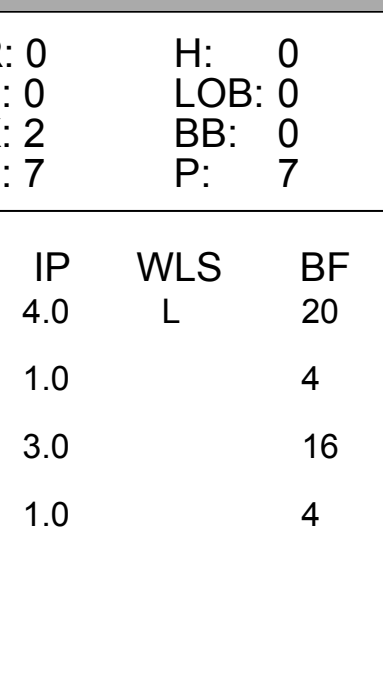


Batter	1	2	3	4	5	6	7	8	9	AB	R	H	RBI	BB	SO	LOB	BOTTOM										
92 T.J. Steele, R OBP: 0.241, SLG: 0.286	F9		K	E3 14 S			G6-3		G6-3	5	0	0	0	0	1	1											
14 Clint Barmes, R OBP: 0.286, SLG: 0.316 12 Tommy Manzella, R OBP: 0.407, SLG: 0.417	K		F7	K			K		46 BB 11 1B	4	0	0	0	0	3	1											
9 Hunter Pence, R OBP: 0.447, SLG: 0.571 78 Pat Urckfitz, L 41 Brian Esposito, R OBP: 0.167, SLG: 0.091 11 Jason Bourgeois, R OBP: 0.290, SLG: 0.419	G6-3						F9		G6-3	3	0	0	0	1	0	0											
45 Carlos Lee, R OBP: 0.382, SLG: 0.567 95 JB Shuck, L OBP: 0.320, SLG: 0.333 46 J.R. Towles, R OBP: 0.381, SLG: 0.700		HR	K				P4		93 G6-3	3	1	2	1	0	1	1											
22 Bill Hall, R OBP: 0.343, SLG: 0.290 56 Henry Villar, R 93 Drew Locke, R OBP: 0.391, SLG: 0.524	G6-3						K		F9	3	1	1	0	0	1	1											
23 Chris Johnson, R OBP: 0.417, SLG: 0.563 16 Matt Downs, R OBP: 0.344, SLG: 0.667							P4		G6-3	2	2	2	2	0	0	0											
29 Brett Wallace, L OBP: 0.324, SLG: 0.429 26 Oswaldo Navarro, R OBP: 0.318, SLG: 0.389							HR		71 G6-3	3	0	2	0	0	1	1											
71 Carlos Corporan, S OBP: 0.500, SLG: 0.633 55 Humberto Quintero, R OBP: 0.389, SLG: 0.588 19 Brian Boguevic, L OBP: 0.194, SLG: 0.232 73 Fernando Rodriguez Jr., R							G6-4-3		G4-3	3	0	1	1	0	0	2											
28 Nelson Figueroa, R 4 Jason Michaels, R 59 Wilton Lopez, R 1 Anderson Hernandez, S OBP: 0.333, SLG: 0.350	G5-3						HR		K2-3	1	1	1	1	0	0	0											
Inning Stats	R: 0 E: 0 K: 1 S: 5	H: 3 LOB: 1 BB: 0 P: 9	R: 2 E: 0 K: 1 S: 8	H: 3 LOB: 1 BB: 0 P: 9	R: 0 E: 0 K: 2 S: 7	H: 0 LOB: 1 BB: 1 P: 11	R: 3 E: 1 K: 1 S: 10	H: 4 LOB: 1 BB: 0 P: 12	R: 0 E: 0 K: 1 S: 6	H: 1 LOB: 1 BB: 0 P: 6	R: 0 E: 0 K: 1 S: 6	H: 1 LOB: 1 BB: 0 P: 6	R: 0 E: 0 K: 1 S: 5	H: 0 LOB: 0 BB: 0 P: 5	R: 1 E: 0 K: 1 S: 7	H: 2 LOB: 1 BB: 0 P: 8	R: 0 E: 0 K: 0 S: 3	H: 1 LOB: 2 BB: 2 P: 11	1B: 5 2B: 4 3B: 0 HR: 3	SF: 0 SAC: 0 DP: 2 HBP: 0	WP: 1 PB: 0 SB: 2 CS: 0	PA: 41					
PITCHER	IP	WLS	BF	H	R	ER	SO	BB	IBB	HBP	BLK	WP	HR	S	P	ERA	WHIP										
35 Cole Hamels, L 47 Scott Mathieson, R 57 David Herndon, R 37 Antonio Bastardo, L 62 Dan Meyer, L ERA: 6.75	3.2	1.1	5	1	0	0	2	0	0	0	0	0	0	6	6	0.00	1.000										
94 Tyson Brummett, R ERA:	0.2	0	1	0	0	0	0	0	0	0	0	0	0	9	10	0.00	0.750										
28 Nelson Figueroa, R 4 Jason Michaels, R 59 Wilton Lopez, R 1 Anderson Hernandez, S OBP: 0.333, SLG: 0.350	1.1	W	9	3	1	1	1	2	0	0	0	1	0	9	18	6.75	3.750										

Philadelphia Phillies @ Houston Astros
Osceola County Stadium, Kissimmee, FL
Mon Mar 14 2011, 1:08 PM - 4:00 PM EDT
Att: 6,145 - Sunny - 72 F

AB	38
R	6
H	12
RBI	6
BB	3
SO	9
LOB	15

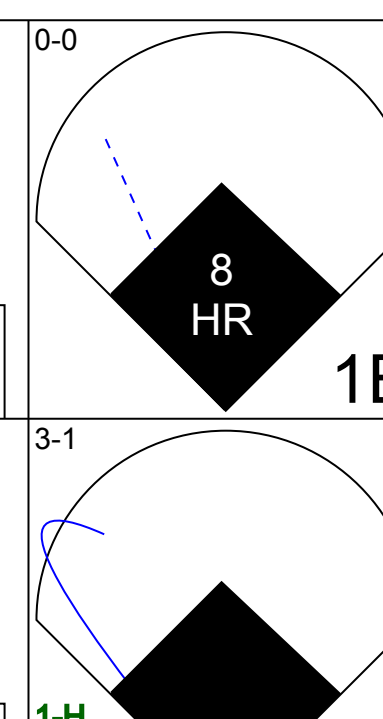
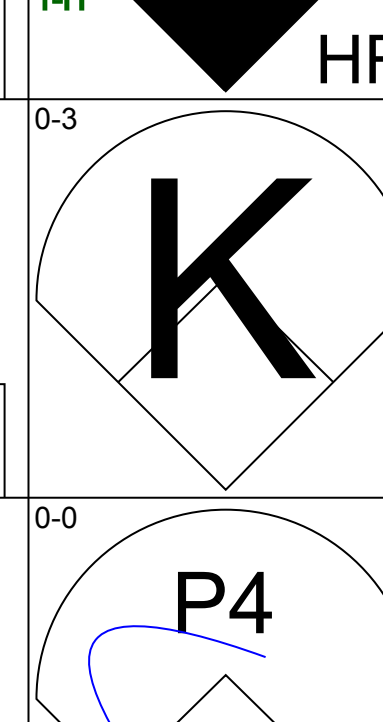


Batter	1	2	3	4	5	6	7	8	9	AB	R	H	RBI	BB	SO	LOB	TOP					
11 Rajai Davis, R (1, 8) OBP: 0.381, SLG: 0.676																						
16 Corey Patterson, L (6, 8) OBP: 0.206, SLG: 0.294																						
5 Yunel Escobar, R (1, 6) OBP: 0.447, SLG: 0.424																						
18 Mike McCoy, R (7, PR) OBP: 0.353, SLG: 0.379																						
19 José Bautista, R (1, 5) OBP: 0.432, SLG: 0.667																						
13 Brett Lawrie, R (7, 5) OBP: 0.387, SLG: 0.621																						
26 Adam Lind, L (1, 10) OBP: 0.471, SLG: 0.633																						
62 Eric Thames, L (7, PR) OBP: 0.340, SLG: 0.487																						
20 Juan Rivera, R (1, 9) OBP: 0.438, SLG: 0.567																						
70 John Tollanso, S (7, PR) OBP: 0.250, SLG: 0.286																						
45 Travis Snider, L (1, 7) OBP: 0.500, SLG: 0.538																						
Adam Loewen, L (7, PR) OBP: 0.250, SLG: 0.250																						
10 Edwin Encarnación, R (1, 3) OBP: 0.207, SLG: 0.571																						
Jason Lane, R (7, 3) OBP: 0.400, SLG: 0.600																						
9 J.P. Arencibia, R (1, 2) OBP: 0.244, SLG: 0.158																						
14 Ryan Budde, R (7, 2) OBP: 0.125, SLG: 0.067																						
6 John McDonald, R (1, 4) OBP: 0.379, SLG: 0.464																						
43 Anthony Gose, L (8, PR) OBP: 0.423, SLG: 0.524																						
68 Jonathan Diaz, R (8, 4) OBP: 0.242, SLG: 0.250																						
Inning Stats	R: 0 E: 0 K: 2 S: 7	H: 0 LOB: 0 BB: 0 P: 7	R: 0 E: 0 K: 1 S: 5	H: 1 LOB: 0 BB: 0 P: 5	R: 0 E: 0 K: 0 S: 4	H: 1 LOB: 2 BB: 1 P: 9	R: 5 E: 1 K: 1 S: 13	H: 5 LOB: 1 BB: 0 P: 17	R: 0 E: 0 K: 1 S: 6	H: 1 LOB: 1 BB: 1 P: 10	R: 0 E: 0 K: 0 S: 4	H: 1 LOB: 1 BB: 0 P: 4	R: 1 E: 0 K: 0 S: 6	H: 4 LOB: 3 BB: 0 P: 6	R: 1 E: 1 K: 1 S: 8	H: 2 LOB: 2 BB: 0 P: 8	R: 0 E: 0 K: 3 S: 10	H: 1 LOB: 1 BB: 0 P: 10	1B: 9 2B: 5 3B: 0 HR: 2	SF: 1 SAC: 0 DP: 2 HBP: 0	WP: 1 PB: 0 SB: 0 CS: 1	PA: 45
PITCHER	IP WLS BF H R ER SO BB IBB HBP BLK WP HR S P ERA WHIP																					
33 Cliff Lee, L (1, 1) ERA: 5.54	4.0 L 20 7 5 3 4 1 1 0 0 0 0 1 2 29 38 6.75 2.000																					
37 Antonio Bastardo, L (5, 1) ERA:	1.0 4 1 0 0 1 1 0 0 0 0 0 0 0 6 10 0.00 2.000																					
38 Kyle Kendrick, R (6, 1) ERA: 4.5	3.0 16 7 2 1 1 0 0 0 0 0 0 0 18 18 3.00 2.333																					
59 Mike Zagurski, L (9, 1) ERA: 1.29	1.0 4 1 0 0 3 0 0 0 0 0 0 0 10 10 0.00 1.000																					

Toronto Blue Jays @ Philadelphia Phillies
Bright House Field, Clearwater, FL
Thu Mar 17 2011, 1:09 PM - 3:45 PM EDT
Att: 10,816 - Sunny - 71 F

AB	41
R	7
H	16
RBI	7
BB	2
SO	9
LOB	14



Batter	1	2	3	4	5	6	7	8	9	AB	R	H	RBI	BB	SO	LOB	BOTTOM					
11 Jimmy Rollins, S (1, 6) OBP: 0.286, SLG: 0.283																						
71 Freddy Galvis, S (6, 6) OBP: 0.240, SLG: 0.318																						
8 Shane Victorino, S (1, 8) OBP: 0.417, SLG: 0.561																						
38 Kyle Kendrick, R (6, 1) OBP: 0.167, SLG: 0.417																						
85 Erik Kratz, R (8, PH) OBP: 0.167, SLG: 0.417																						
29 Raul Ibanez, L (1, 7) OBP: 0.341, SLG: 0.513																						
24 Delwyn Young, S (7, 7) OBP: 0.354, SLG: 0.422																						
6 Ryan Howard, L (1, 3) OBP: 0.318, SLG: 0.641																						
15 John Mayberry Jr., R (7, 3) OBP: 0.417, SLG: 0.714																						
10 Ben Francisco, R (1, 9) OBP: 0.400, SLG: 0.683																						
Cory Sullivan, L (7, 9) OBP: 0.600, SLG: 1.400																						
51 Carlos Ruiz, R (1, 2) OBP: 0.259, SLG: 0.174																						
77 Tuffy Gosewisch, R (7, PR) OBP: 0.500, SLG: 0.714																						
59 Mike Zagurski, L (9, 1)																						
61 Josh Barfield, R (1, 5) OBP: 0.419, SLG: 0.593																						
60 Pete Orr, L (8, 5) OBP: 0.286, SLG: 0.571																						
7 Michael Martinez, S (1, 4) OBP: 0.325, SLG: 0.525																						
33 Cliff Lee, L (1, 1) OBP: 1.000, SLG: 1.000																						
37 Antonio Bastardo, R (5, 1) ERA:																						
21 Wilson Valdez, R (5, PH) OBP: 0.500, SLG: 0.611																						
Inning Stats	R: 2 E: 0 K: 1 S: 8	H: 2 LOB: 0 BB: 0 P: 11	R: 0 E: 0 K: 0 S: 5	H: 2 LOB: 2 BB: 0 P: 5	R: 0 E: 0 K: 1 S: 5	H: 0 LOB: 0 BB: 0 P: 5	R: 0 E: 0 K: 1 S: 5	H: 0 LOB: 0 BB: 0 P: 5	R: 1 E: 0 K: 0 S: 5	H: 1 LOB: 0 BB: 0 P: 5	R: 0 E: 0 K: 1 S: 5	H: 0 LOB: 0 BB: 0 P: 5	R: 0 E: 0 K: 2 S: 8	H: 1 LOB: 2 BB: 1 P: 12	R: 1 E: 0 K: 1 S: 6	H: 1 LOB: 1 BB: 1 P: 10	R: 2 E: 0 K: 1 S: 7	H: 2 LOB: 2 BB: 0 P: 7	1B: 4 2B: 1 3B: 0 HR: 4	SF: 0 SAC: 0 DP: 0 HBP: 0	WP: 0 PB: 0 SB: 0 CS: 0	PA: 38
PITCHER	IP WLS BF H R ER SO BB IBB HBP BLK WP HR S P ERA WHIP																					
37 Jo-Jo Reyes, L (1, 1) ERA: 3.46	5.0 W 20 5 3 3 3 0 0 0 0 0 0 2 28 31 5.40 1.000																					
60 Jon Rauch, R (6, 1) ERA:	1.0 H 3 0 0 0 1 0 0 0 0 0 0 0 5 5 0.00 0.000																					
25 David Purcey, L (7, 1) ERA: 3.86	2.0 H 10 2 1 1 3 2 0 0 0 0 0 1 14 22 4.50 2.000																					
49 Mike Hincley, L (9, 1) ERA: 4.26	1.0 S 5 2 2 2 1 0 0 0 0 0 0 1 7 7 18.00 2.000																					

Toronto Blue Jays @ Philadelphia Phillies
Bright House Field, Clearwater, FL
Thu Mar 17 2011, 1:09 PM - 3:45 PM EDT
Att: 10,816 - Sunny - 71 F

AB	36
R	6
H	9
RBI	6
BB	2
SO	8
LOB	10



Batter	1	2	3	4	5	6	7	8	9	AB	R	H	RBI	BB	SO	LOB	TOP					
76 Corey Wimberly, S OBP: 0.353, SLG: 0.214 90 Starling Marte, R OBP: 0.500, SLG: 0.500	G5-3		G6-3		FC4-6			K		4	0	0	1	0	1	3	Pittsburgh Pirates @ Philadelphia Phillies Bright House Field, Clearwater, FL Fri Mar 18 2011, 1:09 PM - 3:43 PM EDT Att: 10,828 - Sunny - 74 F					
14 John Bowker, L OBP: 0.276, SLG: 0.586 30 Evan Chambers, R (8.7)	G4-3		G1-3		G1-3			K		4	0	1	1	0	1	2						
51 Steve Pearce, R OBP: 0.343, SLG: 0.419 60 Michael Crotta, R (8.1)	K				F9					3	0	1	0	1	1	0						
63 Chris Leroux, L (9.1)										0	0	0	0	0	0	0						
41 Ryan Doumit, S OBP: 0.261, SLG: 0.263 78 Wyatt Foregas, R OBP: 0.455, SLG: 0.455										2	0	0	0	0	1	0						
10 Garrett Atkins, R OBP: 0.188, SLG: 0.300 48 Jose Veras, R (6.1)										1	0	1	0	0	0	0						
48 Cole White, R OBP: 0.500, SLG: 0.500 (8.9)										1	0	0	0	0	0	1						
12 Andy Marte, R OBP: 0.500, SLG: 0.609 75 Jeremy Farrell, R (8.5)										3	0	1	0	0	0	0						
10 Joshua Rodriguez, R OBP: 0.490, SLG: 0.350 87 Jordy Mercer, R OBP: 0.333, SLG: 0.200 (8.6)										3	1	2	0	0	0	1						
3 Pedro Ciriaco, R OBP: 0.333, SLG: 0.438 85 Josh Harrison, R (8.4)										3	0	1	0	0	0	2						
32 Brad Lincoln, L OBP: 0.500, SLG: 0.500 30 Chris Resop, R (3.1)										1	1	0	0	0	0	2						
17 Josh Fields, R OBP: 0.290, SLG: 0.160 (8.3)										1	0	0	0	0	1	2						
										1	0	0	0	0	1							
Inning Stats	R: 0 E: 0 K: 1 S: 6	H: 0 LOB: 0 BB: 0 P: 6	R: 0 E: 0 K: 0 S: 2	H: 0 LOB: 0 BB: 0 P: 3	R: 2 E: 1 K: 0 S: 6	H: 3 LOB: 2 BB: 0 P: 6	R: 0 E: 0 K: 1 S: 5	H: 0 LOB: 0 BB: 0 P: 5	R: 0 E: 0 K: 1 S: 7	H: 2 LOB: 2 BB: 0 P: 7	R: 0 E: 0 K: 2 S: 7	H: 0 LOB: 0 BB: 0 P: 7	R: 0 E: 0 K: 0 S: 4	H: 1 LOB: 1 BB: 0 P: 4	R: 0 E: 0 K: 2 S: 6	H: 0 LOB: 0 BB: 0 P: 11	R: 0 E: 0 K: 0 S: 4	H: 1 LOB: 1 BB: 0 P: 4	1B: 6 2B: 1 3B: 0 HR: 0	SF: 0 SAC: 0 DP: 1 HBP: 1	WP: 0 PB: 0 SB: 0 CS: 1	PA: 35
PITCHER	IP WLS BF H R ER SO BB IBB HBP BLK WP HR S P ERA WHIP																					
44 Roy Oswalt, R ERA: 3.38 52 Jose Contreras, R ERA: 1.5 16 J.C. Romero, L ERA: 3.0 46 Ryan Madson, R ERA: 2.57	6.0 23 5 2 0 5 0 0 1 0 0 0 0 33 34 0.00 0.833																					

AB	32
R	2
H	7
RBI	2
BB	1
SO	7
LOB	17



Batter	1	2	3	4	5	6	7	8	9	AB	R	H	RBI	BB	SO	LOB	BOTTOM					
11 Jimmy Rollins, S OBP: 0.288, SLG: 0.271 21 Wilson Valdez, R OBP: 0.512, SLG: 0.622			G1		F8					2	0	0	0	1	0	2	Pittsburgh Pirates @ Philadelphia Phillies Bright House Field, Clearwater, FL Fri Mar 18 2011, 1:09 PM - 3:43 PM EDT Att: 10,828 - Sunny - 74 F					
8 Shane Victorino, S OBP: 0.412, SLG: 0.568 61 Josh Barfield, R OBP: 0.406, SLG: 0.571										3	0	1	1	0	0	2						
29 Raul Ibanez, L OBP: 0.318, SLG: 0.476 24 Delwyn Young, S OBP: 0.347, SLG: 0.413										3	0	0	0	0	3							
6 Ryan Howard, L OBP: 0.340, SLG: 0.667 15 John Mayberry Jr., R OBP: 0.408, SLG: 0.698										3	0	2	0	0	0	0						
7 Ross Gload, L OBP: 0.410, SLG: 0.605 10 Ben Francisco, R OBP: 0.413, SLG: 0.690										1	0	1	0	0	0	0						
60 Pete Orr, L OBP: 0.344, SLG: 0.625 (1.5)										4	1	3	0	0	0	0						
51 Carlos Ruiz, R OBP: 0.233, SLG: 0.154 52 Jose Contreras, R ERA: 1.53 16 J.C. Romero, S (8.1)										3	0	0	0	0	1	3						
46 Ryan Madson, L (9.1)										0	0	0	0	0	0	0						
85 Erik Kratz, R OBP: 0.154, SLG: 0.385 (9, PH)										1	1	0	0	0	2							
7 Michael Martinez, S OBP: 0.341, SLG: 0.500 (1.4)										2	1	0	0	2	1	4						
44 Roy Oswalt, R (1.1)										0	0	0	0	1	0	0						
77 Tuffy Gosewisch, R OBP: 0.500, SLG: 0.667 (7.2)										2	0	1	2	0	0	1						
Inning Stats	R: 0 E: 0 K: 0 S: 3	H: 1 LOB: 2 BB: 1 P: 7	R: 0 E: 0 K: 0 S: 3	H: 0 LOB: 0 BB: 0 P: 3	R: 1 E: 0 K: 0 S: 4	H: 1 LOB: 1 BB: 1 P: 8	R: 0 E: 0 K: 2 S: 9	H: 2 LOB: 2 BB: 0 P: 9	R: 0 E: 0 K: 0 S: 3	H: 0 LOB: 1 BB: 1 P: 7	R: 0 E: 0 K: 0 S: 4	H: 1 LOB: 0 BB: 0 P: 4	R: 0 E: 0 K: 0 S: 2	H: 1 LOB: 0 BB: 1 P: 7	R: 0 E: 0 K: 1 S: 5	H: 0 LOB: 0 BB: 0 P: 5	R: 2 E: 0 K: 0 S: 5	H: 3 LOB: 1 BB: 0 P: 5	1B: 6 2B: 3 3B: 0 HR: 0	SF: 0 SAC: 1 DP: 0 HBP: 0	WP: 0 PB: 0 SB: 0 CS: 1	PA: 37
PITCHER	IP WLS BF H R ER SO BB IBB HBP BLK WP HR S P ERA WHIP																					
32 Brad Lincoln, R ERA: 3.38 30 Chris Resop, R ERA: 1.53 48 Jose Veras, R ERA: 2.0 60 Michael Crotta, R ERA: 63 Chris Leroux, R ERA: 5.4	2.2 11 3 0 0 2 1 0 0 0 0 0 0 14 18 0.00 1.714																					

AB	31
R	3
H	9
RBI	3
BB	4
SO	3
LOB	18



Batter	1	2	3	4	5	6	7	8	9	AB	R	H	RBI	BB	SO	LOB	TOP										
11 Jimmy Rollins, S OBP: 0.273, SLG: 0.255 7 Michael Martinez, S OBP: 0.346, SLG: 0.523	G4-3		G3		P5		1B 24 E 2B		F7	3	0	0	0	0	0	2	Philadelphia Phillies @ Baltimore Orioles Ed Smith Stadium, Sarasota, FL Sat Mar 19 2011, 1:10 PM - 3:52 PM EDT Att: 8,549 - Sunny - 75 F										
8 Shane Victorino, S OBP: 0.426, SLG: 0.638 Cory Sullivan, L OBP: 0.571, SLG: 1.143	K		29 G4-3 29 S 1B		1-H 2-H HR		24 E 1B		F8	3	1	2	3	0	1	0											
29 Raul Ibanez, L OBP: 0.298, SLG: 0.444 24 Delwyn Young, S OBP: 0.340, SLG: 0.404	K		G4-3		F9		E5			3	0	0	0	0	1	1											
7 Ross Gload, L OBP: 0.395, SLG: 0.571			F7		K		K			4	1	1	0	0	2	3											
10 Ben Francisco, R OBP: 0.380, SLG: 0.630			P5		G6-3		K		K	4	0	0	0	0	2	3											
15 John Mayberry Jr., R OBP: 0.396, SLG: 0.723			3-2 1-H HR		G3-1		G6-3		G6-3	4	1	1	2	0	0	0											
60 Pete Orr, L OBP: 0.293, SLG: 0.690 21 Wilson Valdez, R OBP: 0.500, SLG: 0.605			61 S 1B		F7		G3		G4-3	3	0	1	0	0	0	0											
61 Josh Barfield, R OBP: 0.389, SLG: 0.516			F8				K		K	3	1	0	0	1	2	1											
85 Erik Kratz, R OBP: 0.250, SLG: 0.600 77 Tuffy Gosewisch, R OBP: 0.455, SLG: 0.600			F8		4-0 8 HR 85 BB BB				F9	2	2	1	1	1	0	1											
					1-2 8 HR BB					1	0	0	0	0	0	0											
Inning Stats	R: 0 E: 0 K: 2 S: 7	H: 0 LOB: 0 BB: 7	R: 2 E: 0 K: 0 S: 9	H: 3 LOB: 1 BB: 12 P: 10	R: 0 E: 0 K: 0 S: 5	H: 1 LOB: 1 BB: 5	R: 0 E: 0 K: 0 S: 3	H: 0 LOB: 0 BB: 0 P: 3	R: 3 E: 0 K: 1 S: 7	H: 1 LOB: 0 BB: 2 P: 15	R: 0 E: 0 K: 1 S: 5	H: 0 LOB: 0 BB: 0 P: 5	R: 2 E: 1 K: 3 S: 14	H: 3 LOB: 2 BB: 0 P: 14	R: 0 E: 0 K: 1 S: 5	H: 0 LOB: 0 BB: 5 P: 5	R: 0 E: 0 K: 0 S: 3	H: 0 LOB: 0 BB: 3 P: 3	1B: 4 2B: 1 3B: 0 HR: 3	SF: 0 SAC: 0 DP: 0 HBP: 0	WP: 0 PB: 0 SB: 2 CS: 0	PA: 38					
PITCHER	IP	WLS	BF	H	R	ER	SO	BB	IBB	HBP	BLK	WP	HR	S	P	ERA	WHIP										
34 Jake Arrieta, R ERA: 5.4	4.1		19	4	4	4	2	2	0	0	0	0	1	25	36	8.31	1.385										
57 Clay Rapada, L ERA: 5.4	0.2	B	3	1	1	1	1	0	0	0	0	0	1	6	6	13.50	1.500										
43 Jim Johnson, R ERA: 1.9	1.0		3	0	0	0	1	0	0	0	0	0	0	5	5	0.00	0.000										
51 Michael Gonzalez, L ERA: 5.4	1.0	L	7	3	2	2	3	0	0	0	0	0	1	14	14	18.00	3.000										
56 David Riske, R ERA: 5.63	2.0		6	0	0	0	1	0	0	0	0	0	0	8	8	0.00	0.000										

Batter	1	2	3	4	5	6	7	8	9	AB	R	H	RBI	BB	SO	LOB	BOTTOM										
11 Robert Andino, R OBP: 0.319, SLG: 0.500	25 S 27 1B 10 BB 1B				K				G4-3	5	1	2	0	0	1	0	Philadelphia Phillies @ Baltimore Orioles Ed Smith Stadium, Sarasota, FL Sat Mar 19 2011, 1:10 PM - 3:52 PM EDT Att: 8,549 - Sunny - 75 F										
10 Adam Jones, R OBP: 0.256, SLG: 0.500 18 Felix Pie, L OBP: 0.220, SLG: 0.250	27 1B 25 S 14 BB BB		G4-3		K				G3	3	1	0	0	1	2	1											
25 Derrek Lee, R	14 BB 39 FC4 27 1B BB		K							1	1	0	0	1	1	1											
9 Jake Fox, R OBP: 0.353, SLG: 0.860	14 BB 39 FC4 27 1B BB				27 1B 2B				P6	2	1	1	0	0	0	0											
27 Vladimir Guerrero, R OBP: 0.341, SLG: 0.610 71 Michel Hernandez, R OBP: 0.571, SLG: 0.600	39 FC4 14 BB 1B				12 1B 2B				G3-1	3	1	3	2	0	0	0											
12 Mark Reynolds, R OBP: 0.233, SLG: 0.244 37 Josh Bell, S OBP: 0.313, SLG: 0.425	K				39 1B 1B				G5-3	4	0	1	1	0	2	4											
14 Nolan Reimold, R OBP: 0.453, SLG: 0.535	39 FC4 BB				F8					3	0	1	1	1	0	1											
39 Randy Winn, S OBP: 0.324, SLG: 0.610 6 Nick Green, R OBP: 0.226, SLG: 0.222	FC4 28 FC6-4 1B								P5	4	0	1	1	0	0	3											
28 Brendan Harris, R OBP: 0.255, SLG: 0.326	FC6-4 1B								F7	0	0	0	0	0	0	0											
15 Craig Tatum, R OBP: 0.310, SLG: 0.296			G4-3		G4-3				G6-3	4	0	0	0	0	2	2											
Inning Stats	R: 3 E: 0 K: 1 S: 8	H: 2 LOB: 2 BB: 3 P: 20	R: 0 E: 0 K: 1 S: 6	H: 1 LOB: 0 BB: 0 P: 6	R: 1 E: 0 K: 1 S: 8	H: 3 LOB: 2 BB: 0 P: 8	R: 1 E: 0 K: 2 S: 9	H: 2 LOB: 1 BB: 0 P: 9	R: 0 E: 0 K: 0 S: 3	H: 1 LOB: 0 BB: 0 P: 3	R: 0 E: 0 K: 2 S: 7	H: 0 LOB: 0 BB: 0 P: 7	R: 0 E: 0 K: 1 S: 5	H: 0 LOB: 0 BB: 0 P: 5	R: 0 E: 0 K: 0 S: 3	H: 0 LOB: 0 BB: 3 P: 3	R: 0 E: 0 K: 1 S: 5	H: 0 LOB: 0 BB: 0 P: 5	1B: 7 2B: 2 3B: 0 HR: 0	SF: 0 SAC: 0 DP: 1 HBP: 0	WP: 0 PB: 0 SB: 2 CS: 0	PA: 38					
PITCHER	IP	WLS	BF	H	R	ER	SO	BB	IBB	HBP	BLK	WP	HR	S	P	ERA	WHIP										
35 Cole Hamels, L ERA: 6.23	3.2		21	7	5	5	5	3	0	0	0	0	0	29	41	12.27	2.727										
55 Danyes Baez, R ERA: 0.93	2.1	W	8	2	0	0	2	0	0	0	0	0	0	12	12	0.00	0.857										
47 Scott Mathieson, R ERA: 2.25	1.0	H	3	0	0	0	1	0	0	0	0	0	0	5	5	0.00	0.000										
57 David Herndon, R ERA: 3.52	2.0	S	6	0	0	0	1	0	0	0	0	0	0	8	8	0.00	0.000										

AB	36
R	7
H	8
RBI	7
BB	2
SO	8
LOB	12

AB	35
R	5
H	9
RBI	5
BB	3
SO	9
LOB	17



Batter	1	2	3	4	5	6	7	8	9	AB	R	H	RBI	BB	SO	LOB	TOP							
2 Jacoby Ellsbury, L (1, 8) 95 Mitchell Dening, L (5, 8)	G1-3		K		F7		K			3	0	0	0	0	1	1	Boston Red Sox @ Philadelphia Phillies Bright House Field, Clearwater, FL Mon Mar 21 2011, 1:08 PM - 3:30 PM EDT Att: 10,912 - Sunny - 80 F							
15 Dustin Pedroia, R (1, 4) 95 Tony Thomas, R (6, 5)	L4			L3		G6-3		G5-3		3	0	0	0	0	0	0								
34 David Ortiz, L (1, 10) 93 Shannon Wilkerson, R (6, PH)	K				G6-3		G6-3	62 WP BB		3	0	1	0	0	1	0								
39 Jarrod Saltalamacchia, R (1, 2) 62 Paul Hoover, R (7, 2)		G6-3		F7		12 BB 23 1B		K		3	0	1	0	0	0	1								
23 Mike Cameron, R (1, 9) 97 Alex Hassan, R (6, PR)				L5		1B		F9		2	0	1	0	1	0	1								
12 Jed Lowrie, S (1, 6) 63 James Kang, R (6, PR)						1B				2	1	1	0	1	0	1								
54 Danell McDonald, R (1, 7) 93 Ryan Khoury, R (3, 5)	L4				G3		L7			1	0	0	0	0	0	1								
70 Drew Sutton, S (1, 3)				G3		SF9		F8		3	0	0	1	0	1	1								
80 Nate Spears, L (1, 5)				K		3B		G3		4	0	1	0	0	1	1								
Inning Stats	R: 0 E: 0 K: 1 S: 5	H: 0 LOB: 0 BB: 0 P: 5	R: 0 E: 0 K: 0 S: 3	H: 0 LOB: 1 BB: 1 P: 7	R: 0 E: 0 K: 2 S: 7	H: 0 LOB: 0 BB: 0 P: 7	R: 0 E: 0 K: 0 S: 4	H: 1 LOB: 1 BB: 0 P: 4	R: 1 E: 0 K: 0 S: 5	H: 2 LOB: 1 BB: 0 P: 5	R: 0 E: 0 K: 0 S: 5	H: 2 LOB: 3 BB: 1 P: 9	R: 0 E: 0 K: 1 S: 7	H: 0 LOB: 0 BB: 0 P: 7	R: 0 E: 0 K: 1 S: 5	H: 0 LOB: 1 BB: 1 P: 10	R: 0 E: 0 K: 1 S: 4	H: 1 LOB: 1 BB: 0 P: 4	R: 0 E: 0 K: 0 S: 4	H: 1 LOB: 1 BB: 0 P: 4	1B: 4 2B: 1 3B: 1 HR: 0	SF: 1 SAC: 0 DP: 0 HBP: 0	WP: 1 PB: 0 SB: 0 CS: 0	PA: 36
PITCHER	IP WLS BF H R ER SO BB IBB HBP BLK WP HR S P ERA WHIP																							
34 Roy Halladay, R (1, 1) 46 Ryan Madson, R (8, 1)	7.2 W 31 5 1 1 6 3 0 0 0 1 0 40 53 1.17 1.043																							
34 Roy Halladay, R (1, 1) 46 Ryan Madson, R (8, 1)	1.1 S 5 1 0 0 0 0 0 0 0 0 0 5 5 0.00 0.750																							

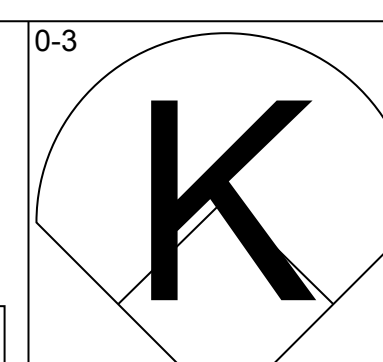
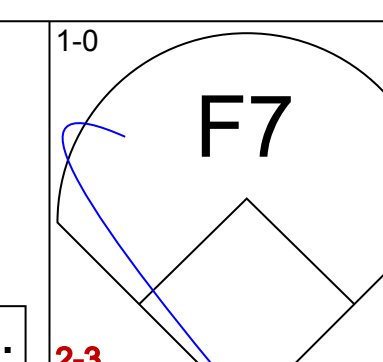
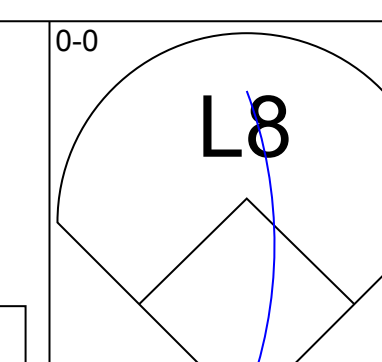
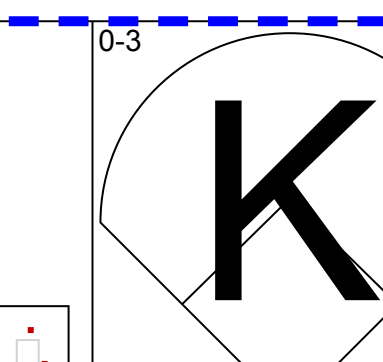
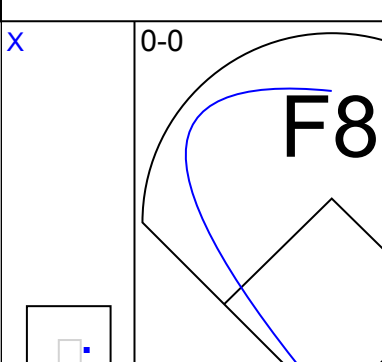
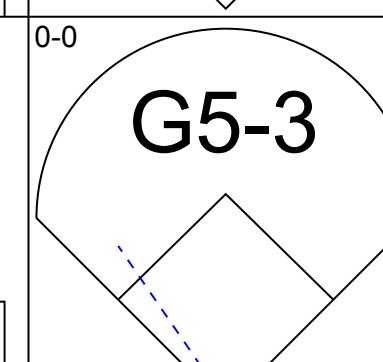
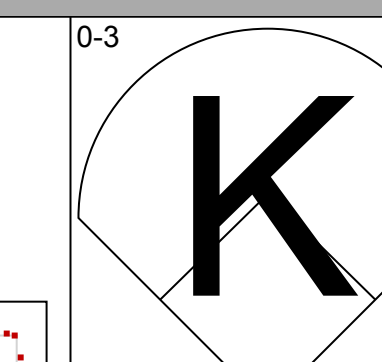
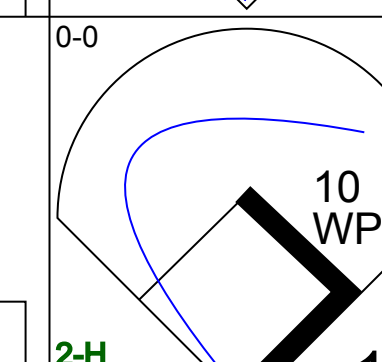
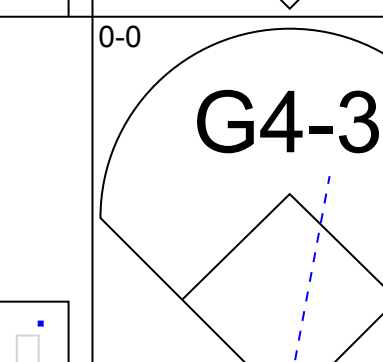
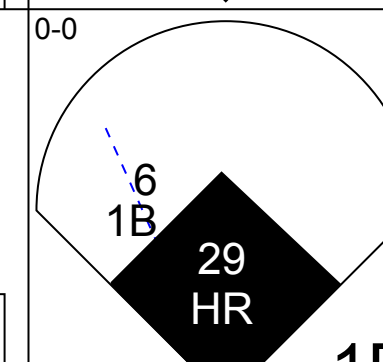
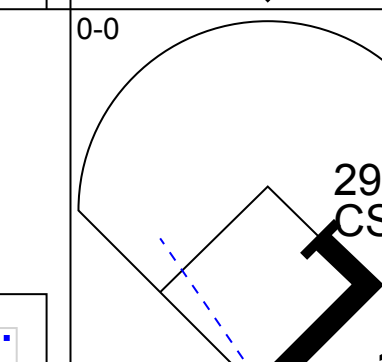
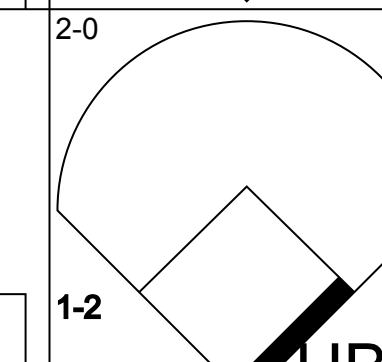
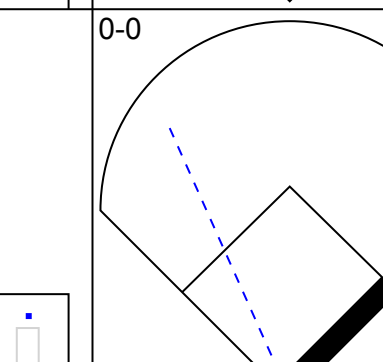
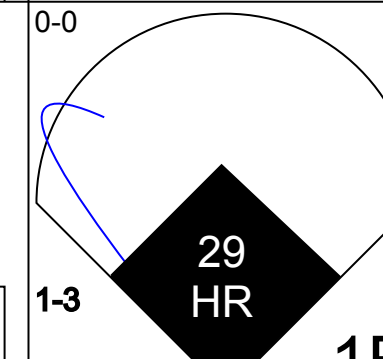
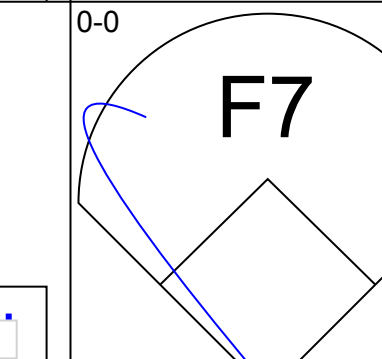
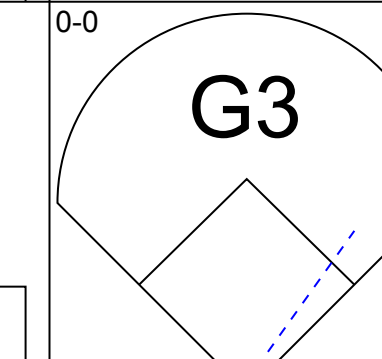
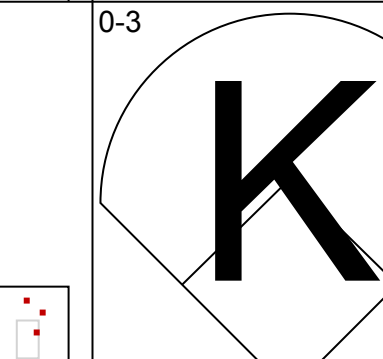
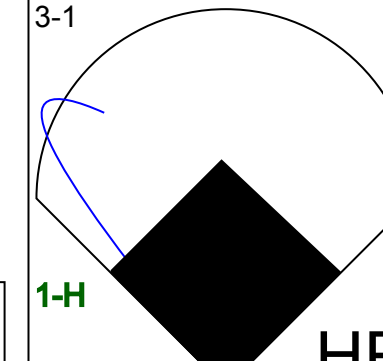
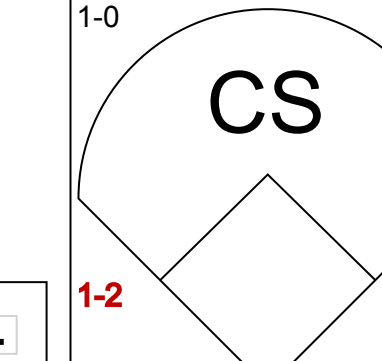
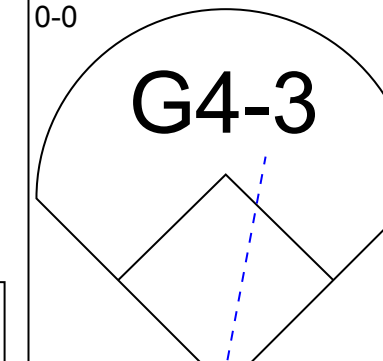
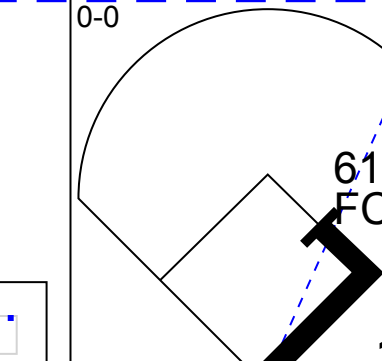
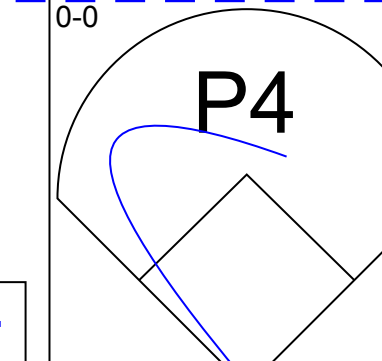
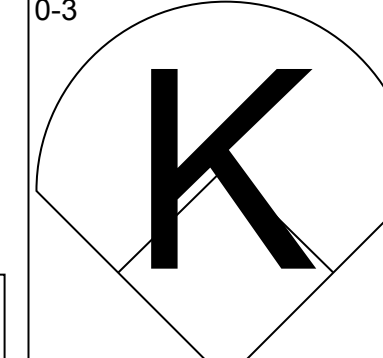
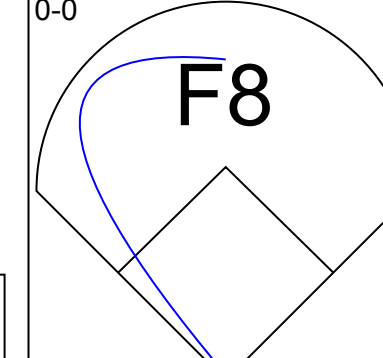
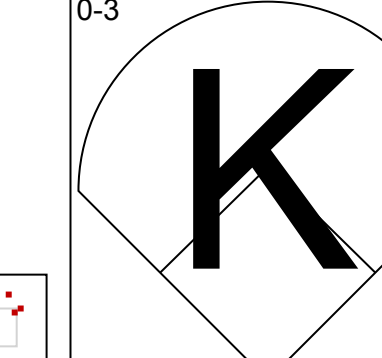
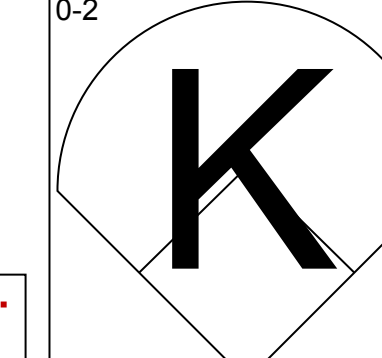
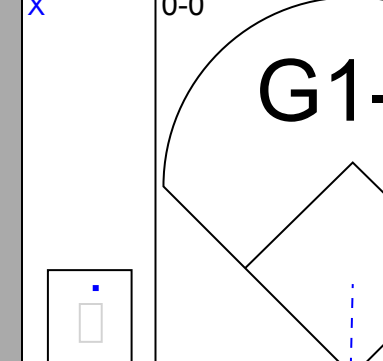
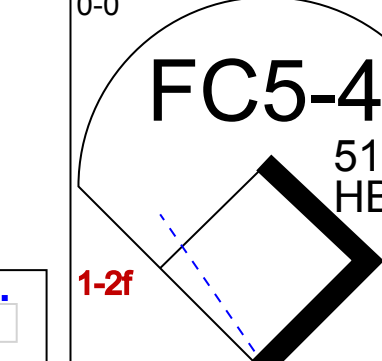
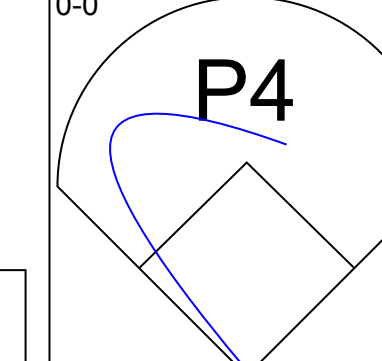
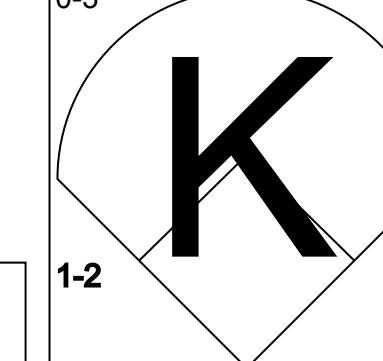
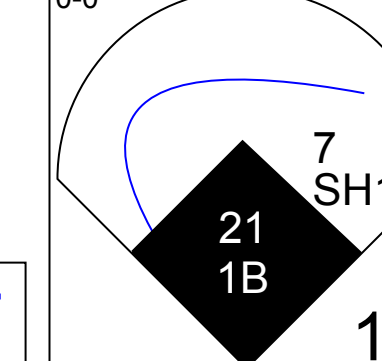
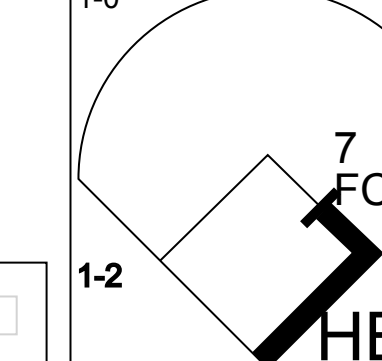
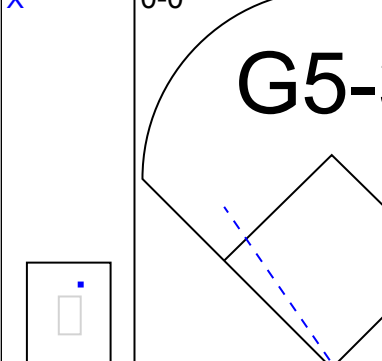
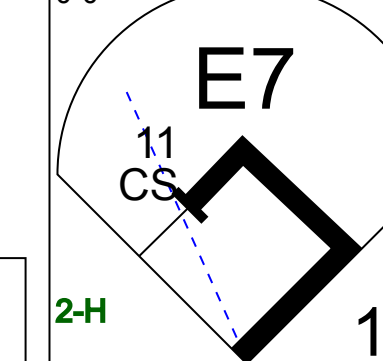
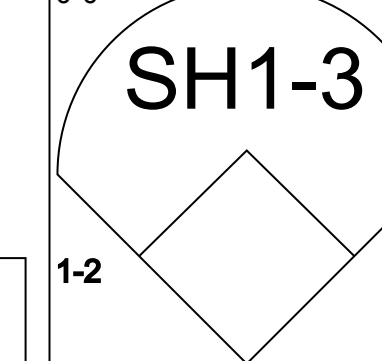
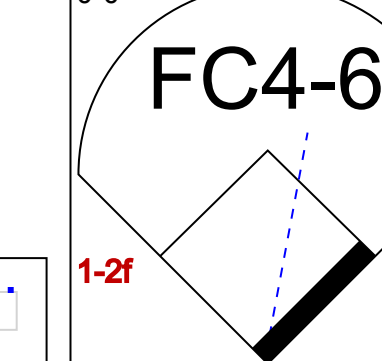
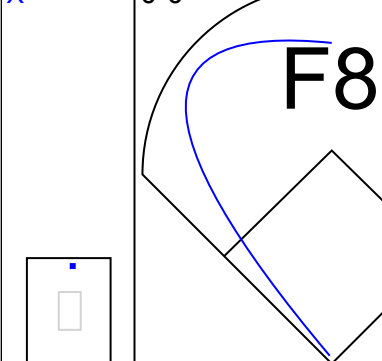
Batter	1	2	3	4	5	6	7	8	9	AB	R	H	RBI	BB	SO	LOB	BOTTOM			
8 Shane Victorino, S (1, 8) 21 Wilson Valdez, R (5, 5)	K		SH1-4		F9		K			1	0	0	0	0	1	0	Boston Red Sox @ Philadelphia Phillies Bright House Field, Clearwater, FL Mon Mar 21 2011, 1:08 PM - 3:30 PM EDT Att: 10,912 - Sunny - 80 F			
7 Michael Martinez, S (1, 4) 60 Pete Orr, L (7, 4)	F9		SF9			K	G1-3			3	0	0	1	0	1	0				
11 Jimmy Rollins, S (1, 6) 60 Pete Orr, L (7, 4)	K		K			29 S 6 1B 29 1B	F8			2	1	0	0	1	2	1				
6 Ryan Howard, L (1, 3) 7 Ross Gload, L (7, 3)		F7		G6-3		10 BB 61 1B	K			3	1	1	0	0	0	0				
29 Raul Ibanez, L (1, 7) Cory Sullivan, L (7, 7)		K		K		10 BB 61 1B	1B			3	1	1	1	0	2	0				
10 Ben Francisco, R (1, 9) 24 Delwyn Young, S (7, 9)				G6-3		23 1B 61 1B	BB			1	0	0	0	2	0	0				
61 Josh Barfield, R (1, 5)		F8			P5	23 1B	1B			4	0	1	2	0	0	1				
23 Brian Schneider, L (1, 2) 4 Dane Sardinha, R (9, 2)			8 SH1-4 7 SF9 34 E		F9	1-2 2-H 3-H	1B			2	1	1	0	1	0	0				
34 Roy Halladay, R (1, 1) 46 Ryan Madson, L (8, 1)			FC1 8 SH1-4			1-2 2-3	1B			3	0	1	0	0	1	4				
Inning Stats	R: 0 E: 0 K: 2 S: 7	H: 0 LOB: 0 BB: 0 P: 7	R: 0 E: 0 K: 1 S: 5	H: 0 LOB: 1 BB: 1 P: 9	R: 1 E: 1 K: 1 S: 6	H: 0 LOB: 1 BB: 1 P: 10	R: 0 E: 0 K: 1 S: 5	H: 0 LOB: 0 BB: 0 P: 5	R: 0 E: 0 K: 3 S: 13	H: 4 LOB: 3 BB: 2 P: 22	R: 0 E: 0 K: 1 S: 5	H: 0 LOB: 0 BB: 0 P: 5	R: 0 E: 0 K: 0 S: 3	H: 1 LOB: 0 BB: 0 P: 4	R: 0 E: 0 K: 0 S: 3	H: 1 LOB: 0 BB: 0 P: 4	1B: 6 2B: 0 3B: 0 HR: 0	SF: 1 SAC: 1 DP: 0 HBP: 0	WP: 0 PB: 0 SB: 1 CS: 1	PA: 34
PITCHER	IP WLS BF H R ER SO BB IBB HBP BLK WP HR S P ERA WHIP																			
31 Jon Lester, L (1, 1) 32 Matt Albers, R (6, 1) 35 Dan Wheeler, R (8, 1)	5.1 L 26 5 0 0 0 3 0 0 0 0 0 0 11 11 0.00 0.000																			
31 Jon Lester, L (1, 1) 32 Matt Albers, R (6, 1) 35 Dan Wheeler, R (8, 1)	1.0 3 1 0 0 0 0 0 0 0 0 0 3 4 0.00 1.000																			

AB	32
R	1
H	6
RBI	1
BB	3
SO	6
LOB	13



AB	28
R	4
H	6
RBI	4
BB	4
SO	9
LOB	11

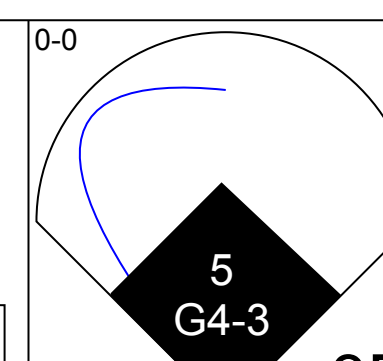
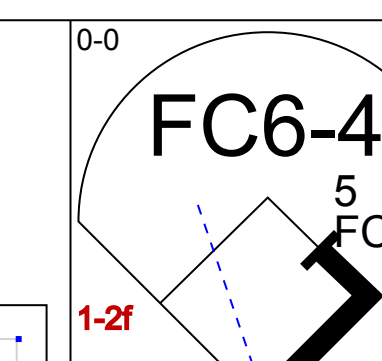
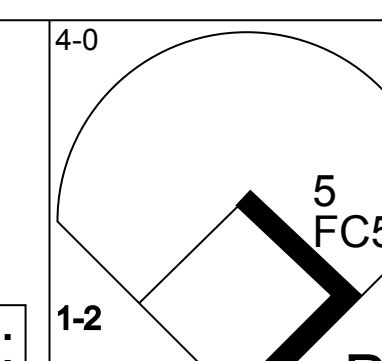
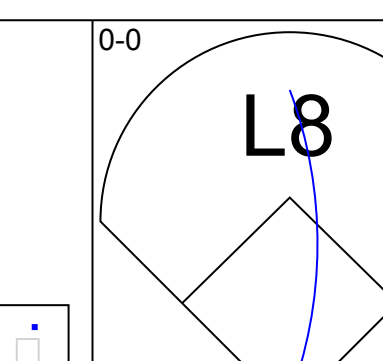
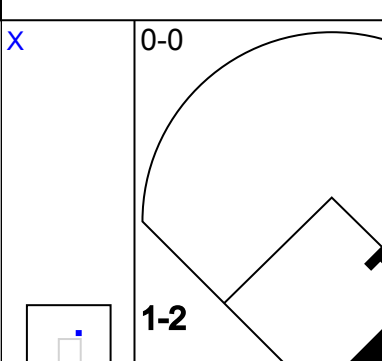
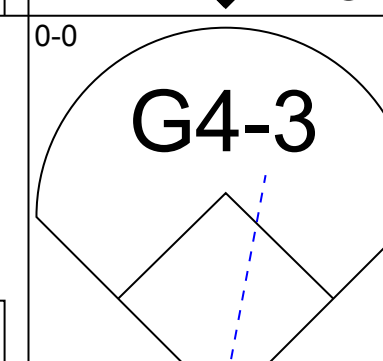
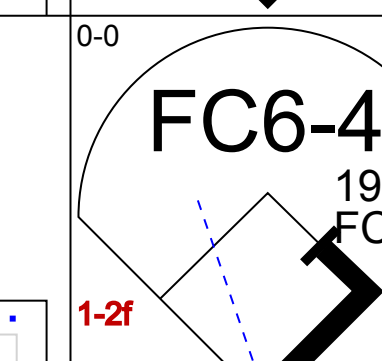
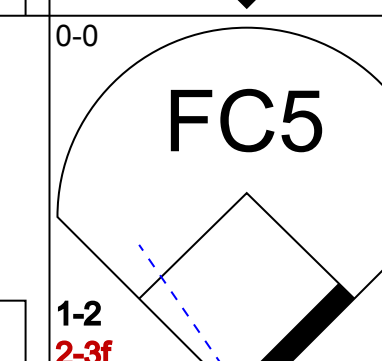
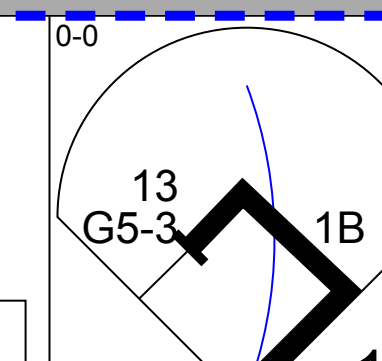
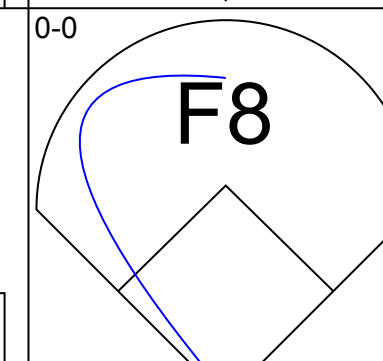
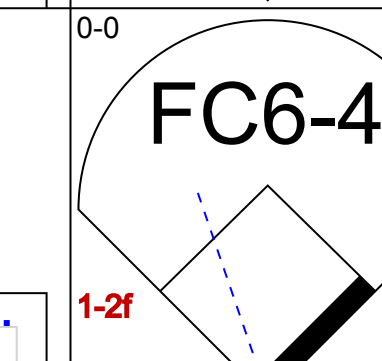
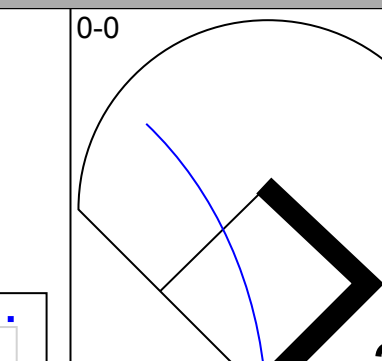
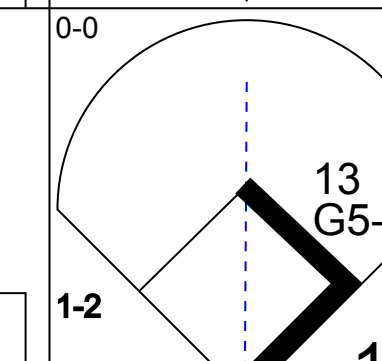
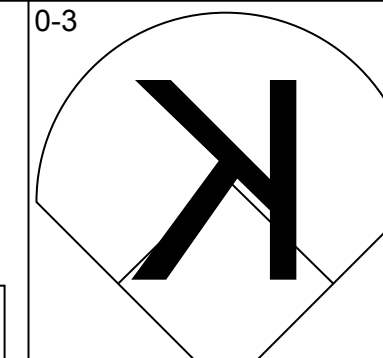
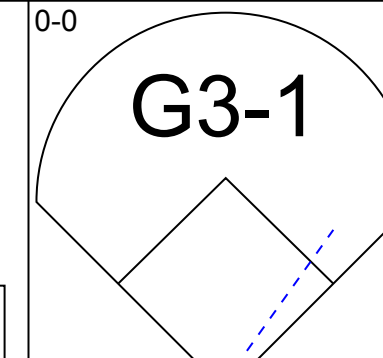
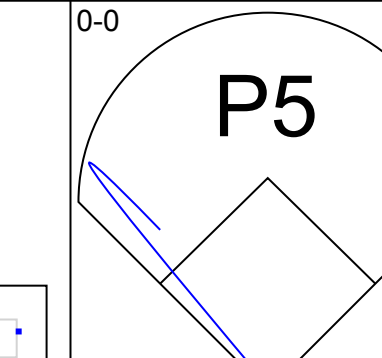
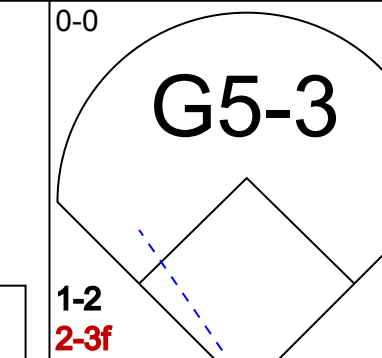
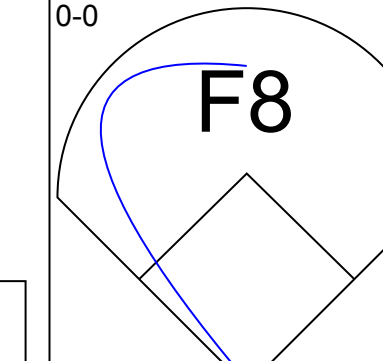
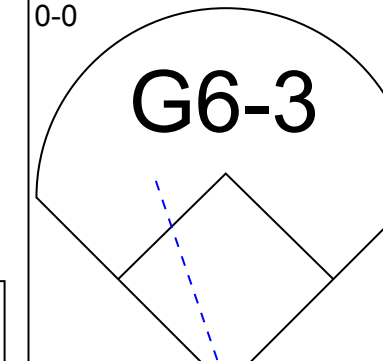
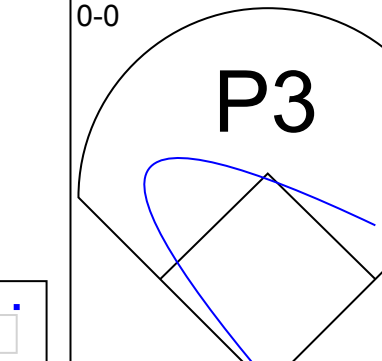
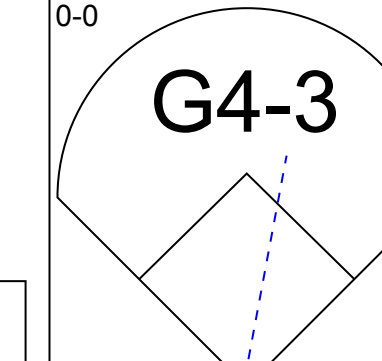
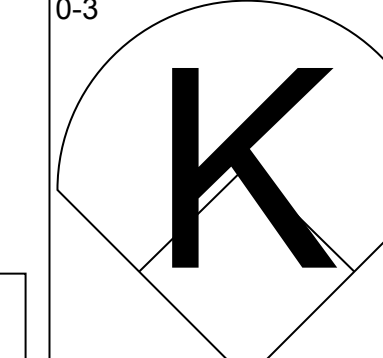
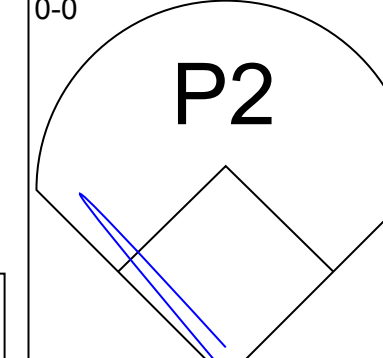
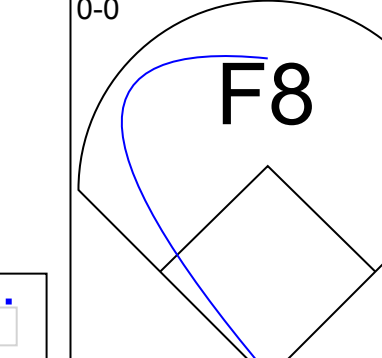
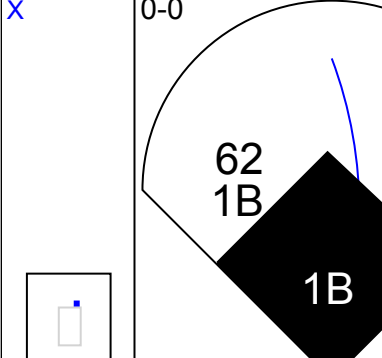
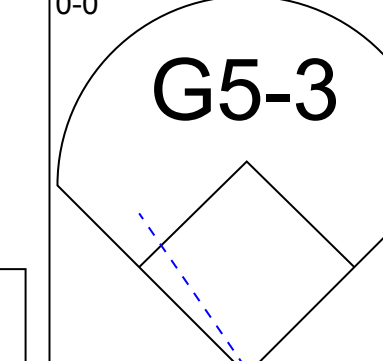
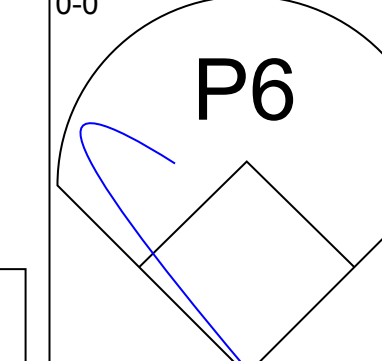
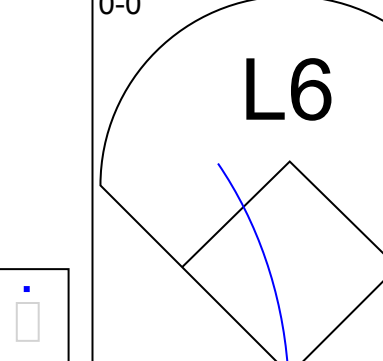
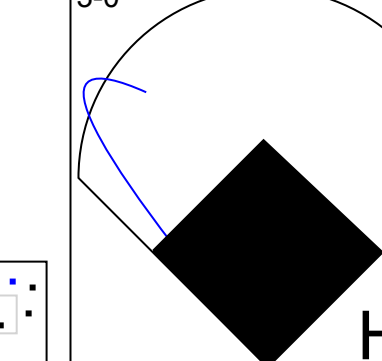
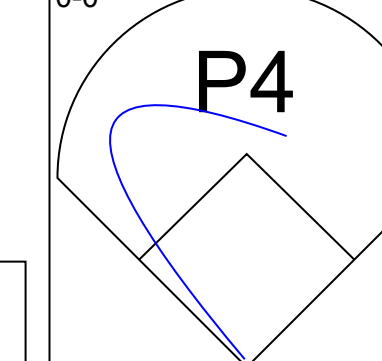
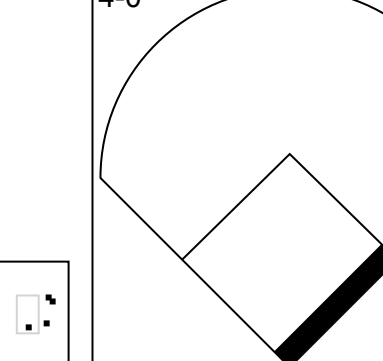
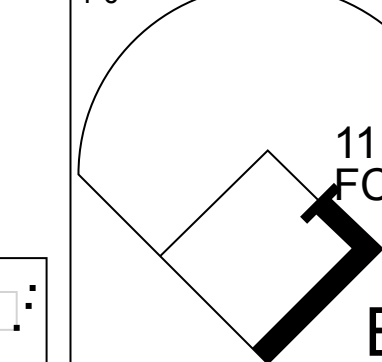
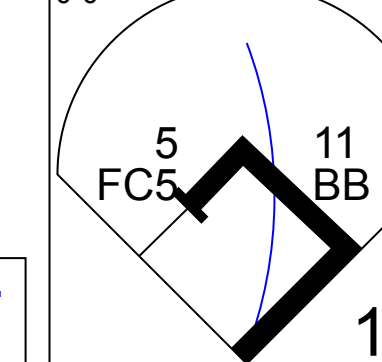
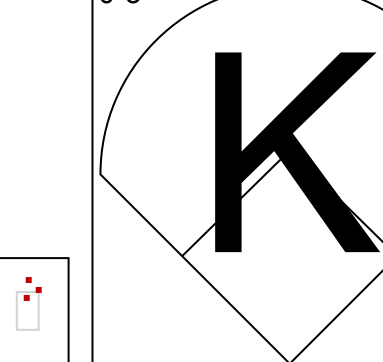


Batter	1	2	3	4	5	6	7	8	9	AB	R	H	RBI	BB	SO	LOB	TOP			
11 Jimmy Rollins, S OBP: 0.297, SLG: 0.322 7 Ross Gload, L OBP: 0.370, SLG: 0.533										3	0	0	0	0	1	2				
21 Wilson Valdez, R OBP: 0.451, SLG: 0.532										4	0	1	1	0	1	0				
10 Ben Francisco, R OBP: 0.450, SLG: 0.635										3	1	3	0	0	0	0				
6 Ryan Howard, L OBP: 0.339, SLG: 0.627 60 Pete Orr, L OBP: 0.316, SLG: 0.553										3	1	1	0	0	0	3				
29 Raul Ibanez, L OBP: 0.321, SLG: 0.510 24 Delwyn Young, S OBP: 0.321, SLG: 0.380										3	1	2	3	0	0	0				
15 John Mayberry Jr., R OBP: 0.350, SLG: 0.630 Cory Sullivan, L OBP: 0.500, SLG: 0.900										3	0	0	0	0	2	1				
61 Josh Barfield, R OBP: 0.356, SLG: 0.450										4	1	1	0	0	0	1				
51 Carlos Ruiz, R OBP: 0.250, SLG: 0.161 85 Erik Kratz, R OBP: 0.222, SLG: 0.529										2	1	1	0	0	1	1				
7 Michael Martinez, S OBP: 0.298, SLG: 0.444										3	0	1	1	0	0	2				
Inning Stats	R: 3 E: 0 K: 2 S: 11	H: 3 LOB: 0 BB: 0 P: 14	R: 1 E: 1 K: 1 S: 6	H: 2 LOB: 0 BB: 0 P: 7	R: 0 E: 0 K: 1 S: 5	H: 1 LOB: 0 BB: 0 P: 6	R: 0 E: 0 K: 0 S: 3	H: 0 LOB: 0 BB: 0 P: 3	R: 1 E: 0 K: 0 S: 5	H: 2 LOB: 2 BB: 0 P: 7	R: 0 E: 0 K: 1 S: 6	H: 1 LOB: 1 BB: 0 P: 8	R: 0 E: 0 K: 1 S: 5	H: 0 LOB: 0 BB: 0 P: 5	R: 0 E: 0 K: 0 S: 3	H: 0 LOB: 0 BB: 0 P: 3	1B: 9 2B: 0 3B: 0 HR: 1	SF: 0 SAC: 1 DP: 0 HBP: 2	WP: 1 PB: 0 CS: 1 SB: 2	PA: 38
PITCHER	IP	WLS	BF	H	R	ER	SO	BB	IBB	HBP	BLK	WP	HR	S	P	ERA	WHIP			
24 Ricky Romero, L ERA: 7.71	4.0	L	16	6	4	4	4	0	0	0	0	0	1	25	30	9.00	1.500			
32 Chad Cordero, R ERA: 9.0	1.0		6	2	1	1	0	0	0	1	0	0	0	5	7	9.00	2.000			
44 Casey Janssen, R ERA: 1.08	1.0		5	1	0	0	1	0	0	1	0	0	0	6	7	0.00	1.000			
34 Marc Rzepczynski, L ERA: 4.38	1.0		4	1	0	0	2	0	0	0	0	0	0	8	8	0.00	1.000			
33 Carlos Villanueva, R ERA: 0.84	1.0		3	0	0	0	1	0	0	0	0	0	0	5	5	0.00	0.000			
PITCHER	IP	WLS	BF	H	R	ER	SO	BB	IBB	HBP	BLK	WP	HR	S	P	ERA	WHIP			
Sean Henn, L ERA: 4.15	9.1		1.0	3	0	0	0	0	0	0	0	0	0	3	3	0.00	0.000			

Philadelphia Phillies @ Toronto Blue Jays
Florida Auto Exchange Stadium, Dunedin, FL
Tue Mar 22 2011, 1:08 PM - 3:40 PM EDT
Att.: 5,555 - Sunny - 76 F

AB 34
R 5
H 10
RBI 5
BB 0
SO 8
LOB 11





Batter	1	2	3	4	5	6	7	8	9	AB	R	H	RBI	BB	SO	LOB	BOTTOM			
11 Rajai Davis, R OBP: 0.396, SLG: 0.714 16 Corey Patterson, L OBP: 0.214, SLG: 0.286										3	1	1	0	1	0	2				
5 Yunel Escobar, R OBP: 0.449, SLG: 0.455 68 Jonathan Diaz, R OBP: 0.256, SLG: 0.263										4	0	1	1	0	0	3				
19 José Bautista, R OBP: 0.413, SLG: 0.641 Chris Woodward, R OBP: 1.000, SLG: 1.000										3	0	1	0	0	0	1				
26 Adam Lind, L OBP: 0.442, SLG: 0.579 13 Brett Lawrie, R OBP: 0.317, SLG: 0.487										3	0	0	0	0	1	1				
2 Aaron Hill, R 28 David Cooper, L OBP: 0.385, SLG: 0.529										3	0	0	0	0	0	1				
10 Edwin Encarnación, R OBP: 0.250, SLG: 0.533 18 Mike McCoy, R OBP: 0.397, SLG: 0.499										3	0	0	0	0	1	1				
45 Travis Snider, L OBP: 0.421, SLG: 0.556 62 Eric Thames, L OBP: 0.339, SLG: 0.447										3	0	0	0	0	0	0				
20 Juan Rivera, R OBP: 0.439, SLG: 0.605 Adam Loewen, L OBP: 0.400, SLG: 0.500										2	1	1	1	1	0	0				
9 J.P. Arencibia, R OBP: 0.264, SLG: 0.178 14 Ryan Budde, R OBP: 0.105, SLG: 0.056										2	0	1	0	1	1	1				
Inning Stats	R: 1 E: 0 K: 1 S: 6	H: 1 LOB: 0 BB: 0 P: 6	R: 0 E: 0 K: 1 S: 5	H: 0 LOB: 0 BB: 0 P: 5	R: 1 E: 0 K: 0 S: 4	H: 1 LOB: 1 BB: 1 P: 11	R: 0 E: 0 K: 0 S: 3	H: 0 LOB: 0 BB: 0 P: 3	R: 0 E: 0 K: 0 S: 4	H: 1 LOB: 2 BB: 1 P: 8	R: 0 E: 0 K: 0 S: 4	H: 0 LOB: 1 BB: 0 P: 4	R: 0 E: 0 K: 1 S: 5	H: 2 LOB: 2 BB: 0 P: 4	R: 2 E: 0 K: 1 S: 8	H: 4 LOB: 1 BB: 0 P: 8	1B: 7 2B: 1 3B: 1 HR: 1	SF: 0 SAC: 0 DP: 2 HBP: 0	WP: 0 PB: 0 SB: 0 CS: 0	PA: 38
PITCHER	IP	WLS	BF	H	R	ER	SO	BB	IBB	HBP	BLK	WP	HR	S	P	ERA	WHIP			
33 Cliff Lee, L ERA: 4.74	6.0	W	24	4	2	2	2	2	0	0	0	0	0	26	37	3.00	1.000			
38 Kyle Kendrick, R ERA: 4.15	1.0	H	4	0	0	0	1	1	0	0	0	0	0	5	9	0.00	1.000			
16 J.C. Romero, L ERA: 2.57	1.0	H	4	2	0	0	0	0	0	0	0	0	0	4	4	0.00	2.000			
55 Danys Baez, R ERA: 2.53	1.0	S	6	4	2	2	1	0	0	0	0	0	0	8	8	18.00	4.000			
PITCHER	IP	WLS	BF	H	R	ER	SO	BB	IBB	HBP	BLK	WP	HR	S	P	ERA	WHIP			

Philadelphia Phillies @ Toronto Blue Jays
Florida Auto Exchange Stadium, Dunedin, FL
Tue Mar 22 2011, 1:08 PM - 3:40 PM EDT
Att.: 5,555 - Sunny - 76 F

AB 35
R 4
H 10
RBI 4
BB 3
SO 4
LOB 18



Batter	1	2	3	4	5	6	7	8	9	AB	R	H	RBI	BB	SO	LOB	TOP									
14 Martin Prado, R OBP: 0.338, SLG: 0.362 46 Craig Kimbrel, R (8, 1)	F7		G5-3		G5-3			G4-6-3		4	0	2	0	0	0	1	Atlanta Braves @ Philadelphia Phillies Bright House Field, Clearwater, FL Fri Mar 25 2011, 1:07 PM - 3:29 PM EDT Att: 10,621 - Sunny - 75 F									
13 Nate McLouth, L OBP: 0.435, SLG: 0.460 20 L.V. Ware, R (1, 8)	G4-3		G4-3					G4-6-3		4	0	2	0	0	0	1										
16 Brian McCann, L OBP: 0.212, SLG: 0.300 74 Braeden Schlehuber, R (8, 2)	K		G3					F7		4	0	0	0	0	1	4										
30 Wilkin Ramirez, R OBP: 0.275, SLG: 0.410 (1, 9)		G5-3		G5-3					G4-3	4	0	0	0	0	1	1										
5 Freddie Freeman, L OBP: 0.288, SLG: 0.368 50 Cristhian Martinez, R 92 Adam Milligan, L (6, 1)	G2-3		G2-3		L4			G4-3		3	0	0	0	0	0	1	AB 33 R 1 H 8 RBI 1 BB 0 SO 6 LOB 11									
7 Brooks Conrad, S OBP: 0.245, SLG: 0.340 (1, 4)	F9				F7					4	1	1	0	0	1	0										
75 Ed Lucas, R OBP: 0.311, SLG: 0.293 (6, 3)			F9		K			G4-3		3	0	0	0	0	1	1										
23 Brandon Hicks, R OBP: 0.375, SLG: 0.548 (6, 6)			K							3	0	2	1	0	1	0										
40 Rodrigo Lopez, R OBP: 0.250, SLG: 0.250 15 Donell Linares, R (6, 5)					G3-1			G6-4-3		2	0	1	0	0	0	1										
Inning Stats	R: 0 E: 0 K: 1 S: 5	H: 0 LOB: 0 BB: 0 P: 5	R: 0 E: 0 K: 0 S: 3	H: 0 LOB: 0 BB: 0 P: 3	R: 0 E: 0 K: 1 S: 8	H: 3 LOB: 3 BB: 0 P: 8	R: 0 E: 0 K: 0 S: 3	H: 0 LOB: 0 BB: 0 P: 3	R: 0 E: 0 K: 1 S: 6	H: 1 LOB: 1 BB: 0 P: 6	R: 0 E: 0 K: 1 S: 6	H: 1 LOB: 1 BB: 0 P: 6	R: 1 E: 0 K: 0 S: 4	H: 2 LOB: 2 BB: 0 P: 4	R: 0 E: 0 K: 0 S: 3	H: 1 LOB: 0 BB: 0 P: 3		R: 0 E: 0 K: 2 S: 7	H: 0 LOB: 0 BB: 0 P: 7	1B: 6 2B: 2 3B: 0 HR: 0	SF: 0 SAC: 0 DP: 2 HBP: 0	WP: 0 PB: 0 SB: 0 CS: 0	PA: 33			
PITCHER	IP	WLS	BF	H	R	ER	SO	BB	IBB	HBP	BLK	WP	HR	S	P	ERA		WHIP								
56 Joe Blanton, R ERA: 3.21 55 Dany's Baez, R ERA: 2.92 46 Ryan Madson, R ERA: 2.61 52 Jose Contreras, R ERA: 2.25	6.0	W	23	5	0	0	4	0	0	0	0	0	0	31	31	0.00		0.833								

Batter	1	2	3	4	5	6	7	8	9	AB	R	H	RBI	BB	SO	LOB	BOTTOM								
8 Shane Victorino, S OBP: 0.371, SLG: 0.545 55 Dany's Baez, R (7, 1)	F9		L4		K			FC6-4		4	0	0	0	0	1	3	Atlanta Braves @ Philadelphia Phillies Bright House Field, Clearwater, FL Fri Mar 25 2011, 1:07 PM - 3:29 PM EDT Att: 10,621 - Sunny - 75 F								
21 Wilson Valdez, R OBP: 0.416, SLG: 0.490 (8, 4)										2	1	1	0	2	0	0									
3 Luis Castillo, S OBP: 0.326, SLG: 0.237 46 Ryan Madson, L (8, 1)			F7							0	0	0	0	0	0	0									
52 Jose Contreras, R (9, 1)										0	0	0	0	0	0	0									
11 Jimmy Rollins, S OBP: 0.391, SLG: 0.392 7 Michael Martinez, S OBP: 0.288, SLG: 0.413 (6, 6)										3	2	2	2	0	0	2	AB 31 R 3 H 7 RBI 3 BB 6 SO 4 LOB 20								
6 Ryan Howard, L OBP: 0.323, SLG: 0.593 7 Ross Gload, L OBP: 0.338, SLG: 0.500 (6, 3)										2	0	1	1	1	0	0									
27 Placido Polanco, R OBP: 0.238, SLG: 0.205 60 Pete Orr, L OBP: 0.283, SLG: 0.522 (4, 5)										2	0	0	0	0	0	1									
29 Raul Ibanez, L OBP: 0.306, SLG: 0.458 15 John Mayberry Jr., R OBP: 0.365, SLG: 0.632 (7, 9)										3	0	0	0	0	1	0									
10 Ben Francisco, R OBP: 0.462, SLG: 0.618 61 Josh Barfield, R OBP: 0.320, SLG: 0.400 (7, 8)										2	0	1	0	1	0	0									
23 Brian Schneider, L OBP: 0.400, SLG: 0.500 (1, 2)										1	0	0	0	0	1	1									
56 Joe Blanton, R OBP: 0.333, SLG: 0.333 24 Delwyn Young, S OBP: 0.351, SLG: 0.396 (6, PH)										2	0	1	0	0	1	1									
Inning Stats	R: 2 E: 0 K: 0 S: 6	H: 1 LOB: 1 BB: 1 P: 12	R: 0 E: 0 K: 2 S: 8	H: 1 LOB: 1 BB: 0 P: 8	R: 1 E: 0 K: 0 S: 5	H: 2 LOB: 1 BB: 0 P: 5	R: 0 E: 0 K: 0 S: 3	H: 0 LOB: 0 BB: 0 P: 3	R: 0 E: 0 K: 1 S: 6	H: 1 LOB: 3 BB: 2 P: 14	R: 0 E: 0 K: 1 S: 5	H: 0 LOB: 2 BB: 2 P: 13	R: 0 E: 0 K: 0 S: 4	H: 1 LOB: 1 BB: 0 P: 4	R: 0 E: 1 K: 0 S: 4	H: 1 LOB: 2 BB: 1 P: 9		1B: 5 2B: 0 3B: 1 HR: 1	SF: 0 SAC: 0 DP: 0 HBP: 0	WP: 0 PB: 0 SB: 0 CS: 0	PA: 37				
PITCHER	IP	WLS	BF	H	R	ER	SO	BB	IBB	HBP	BLK	WP	HR	S	P	ERA	WHIP								
40 Rodrigo Lopez, R ERA: 3.68 50 Cristhian Martinez, R ERA: 2.08 46 Craig Kimbrel, R ERA: 0.48	5.0	L	23	5	3	3	3	3	0	0	0	0	1	28	42	5.40	1.600								

Batter	1	2	3	4	5	6	7	8	9	AB	R	H	RBI	BB	SO	LOB	TOP										
21 Wilson Valdez, R OBP: 0.390, SLG: 0.455	F8		L3			G6-3		FC5-2		4	0	0	0	0	0	1	Philadelphia Phillies @ Detroit Tigers Joker Marchant Stadium, Lakeland, FL Sat Mar 26 2011, 1:11 PM - 3:32 PM EDT Att: 7,674 - Partly Cloudy - 80 F										
7 Michael Martinez, S OBP: 0.271, SLG: 0.366	P5			L4		F7		G3		4	0	0	0	0	0	1											
7 Ross Gload, L OBP: 0.368, SLG: 0.500	G3			G4-3						4	0	2	0	0	0	0											
29 Raul Ibanez, L OBP: 0.288, SLG: 0.429		G3		L6		F7		F7		4	0	0	0	0	0	2											
Cory Sullivan, L OBP: 0.500, SLG: 0.733										4	0	2	0	0	2	1											
60 Pete Orr, L OBP: 0.280, SLG: 0.500										4	0	1	0	0	1	1											
15 John Mayberry Jr., R OBP: 0.350, SLG: 0.623										4	1	1	0	0	1	3											
23 Brian Schneider, L OBP: 0.421, SLG: 0.616										3	0	2	1	0	0	0											
19 Sebastian Boucher, L (6, PR)										0	0	0	0	0	0	0											
77 Tuffy Gosewisch, R OBP: 0.455, SLG: 0.660										0	0	0	0	0	0	0											
92 Rich Thompson, L OBP: 0.222, SLG: 0.125										3	0	0	0	0	0	2											
Inning Stats	R: 0 E: 0 K: 0 S: 3	H: 0 LOB: 0 BB: 0 P: 3	R: 0 E: 0 K: 0 S: 4	H: 1 LOB: 1 BB: 0 P: 4	R: 0 E: 0 K: 0 S: 3	H: 0 LOB: 0 BB: 0 P: 3	R: 0 E: 0 K: 0 S: 3	H: 0 LOB: 0 BB: 0 P: 3	R: 1 E: 0 K: 0 S: 5	H: 3 LOB: 1 BB: 0 P: 5	R: 0 E: 0 K: 0 S: 4	H: 1 LOB: 0 BB: 0 P: 4	R: 0 E: 0 K: 3 S: 9	H: 0 LOB: 0 BB: 0 P: 9	R: 0 E: 0 K: 0 S: 4	H: 1 LOB: 2 BB: 0 P: 7	R: 0 E: 0 K: 1 S: 7	H: 2 LOB: 2 BB: 0 P: 7	1B: 7 2B: 1 3B: 0 HR: 0	SF: 0 SAC: 0 DP: 0 HBP: 0	WP: 1 PB: 0 SB: 2 CS: 0	PA: 34					
PITCHER	IP	WLS	BF	H	R	ER	SO	BB	IBB	HBP	BLK	WP	HR	S	P	ERA	WHIP										
35 Justin Verlander, R ERA: 1.08	7.0		25	5	1	1	3	0	0	0	1	0	0	31	31	1.29	0.714										
45 Ryan Perry, R ERA: 4.91	1.0	W	4	1	0	0	0	0	0	0	0	1	0	4	7	0.00	1.000										
53 Matt Hoffman, L ERA:	0.2	H	4	2	0	0	1	0	0	0	0	0	0	6	6	0.00	3.000										
37 Chance Ruffin, R ERA:	0.1	S	1	0	0	0	0	0	0	0	0	0	0	1	1	0.00	0.000										

Batter	1	2	3	4	5	6	7	8	9	AB	R	H	RBI	BB	SO	LOB	BOTTOM										
57 Casper Wells, R OBP: 0.418, SLG: 0.477	F9		F8		FC6-4		F9			4	0	0	0	0	0	5	Philadelphia Phillies @ Detroit Tigers Joker Marchant Stadium, Lakeland, FL Sat Mar 26 2011, 1:11 PM - 3:32 PM EDT Att: 7,674 - Partly Cloudy - 80 F										
39 Ramon Santiago, S OBP: 0.417, SLG: 0.467	L8									4	0	1	0	0	0	0											
30 Magglio Ordonez, R OBP: 0.250, SLG: 0.319	F8									2	0	0	0	0	0	0											
26 Brennan Boesch, L OBP: 0.375, SLG: 0.422										2	0	0	0	0	0	1											
24 Miguel Cabrera, R OBP: 0.357, SLG: 0.578										2	0	1	0	1	1	0											
14 Austin Jackson, R OBP: 0.368, SLG: 0.298										0	1	0	0	0	0	0											
41 Victor Martinez, S OBP: 0.354, SLG: 0.414										3	0	1	0	0	0	2											
Deik Scram, L (7, PR) OBP: 0.500, SLG: 2.000										1	1	1	2	0	0	0											
25 Ryan Raburn, R OBP: 0.375, SLG: 0.608										3	1	2	1	0	0	0											
28 Will Rhymes, L OBP: 0.311, SLG: 0.345										1	0	1	0	0	0	0											
27 Jhonny Peralta, R OBP: 0.258, SLG: 0.305										3	0	0	0	0	1	2											
63 Jimmy Gulliver, L (8, 6)										0	0	0	0	0	0	0											
15 Brandon Inge, R OBP: 0.276, SLG: 0.370										2	0	0	0	0	1	0											
32 Don Kelly, L OBP: 0.375, SLG: 0.412										1	0	0	0	0	0	2											
13 Alex Avila, L OBP: 0.414, SLG: 0.238										0	0	0	0	2	0	0											
15 Eric Roof, L (9, 2)										0	0	0	0	0	0	0											
Inning Stats	R: 0 E: 0 K: 0 S: 3	H: 0 LOB: 0 BB: 0 P: 3	R: 0 E: 0 K: 0 S: 2	H: 0 LOB: 0 BB: 1 P: 6	R: 0 E: 0 K: 1 S: 5	H: 0 LOB: 1 BB: 0 P: 6	R: 0 E: 0 K: 0 S: 4	H: 1 LOB: 1 BB: 0 P: 4	R: 1 E: 0 K: 0 S: 4	H: 1 LOB: 1 BB: 1 P: 9	R: 0 E: 0 K: 1 S: 5	H: 0 LOB: 0 BB: 0 P: 5	R: 0 E: 0 K: 1 S: 7	H: 2 LOB: 3 BB: 1 P: 11	R: 0 E: 0 K: 0 S: 4	H: 3 LOB: 0 BB: 0 P: 7	R: 2 E: 0 K: 0 S: 4	H: 3 LOB: 0 BB: 0 P: 7	1B: 4 2B: 1 3B: 0 HR: 2	SF: 0 SAC: 0 DP: 2 HBP: 2	WP: 0 PB: 0 SB: 0 CS: 1	PA: 34					
PITCHER	IP	WLS	BF	H	R	ER	SO	BB	IBB	HBP	BLK	WP	HR	S	P	ERA	WHIP										
79 Ryan Feierabend, L ERA: 2.25	5.0		19	2	1	1	1	2	0	1	1	0	1	18	28	1.80	0.800										
37 Antonio Bastardo, L ERA: 1.08	1.2		8	2	0	0	2	1	0	0	0	0	0	11	15	0.00	1.800										
57 David Herndon, R ERA: 4.08	1.1	L	6	3	2	2	0	0	0	1	0	0	1	5	8	13.50	2.250										



Batter	1	2	3	4	5	6	7	8	9	AB	R	H	RBI	BB	SO	LOB	TOP			
21 Michael Bourn, L (1, 8) OBP: 0.318, SLG: 0.397 98 Brandon Barnes, R (7, FR) OBP: 0.167, SLG: 0.333	4-0 G4-3 29 36 23 1B G6-3 BB	0-0 1-2 36 1B 1B	0-0 1-2 1B	0-0 1-2 G6-4-3 1B	0-0 1-2 P6	0-0 1-2 P6	4-0 29 36 4 1B SF8 BB	0-0 1-2 G6-3	0-0 26 1B 2B	2 1 1 0 2 0 2 1 1 0 0 0 0 1										
36 Angel Sanchez, R (1, 6) OBP: 0.348, SLG: 0.310 16 Matt Downs, R (7, FR) OBP: 0.352, SLG: 0.553	0-0 23 29 G5-3 G4-3 1B	0-0 1-3 2-H 1B	0-0 1-2 2-3 G4-3 1B	0-0 1-2 FC5-4 1B	0-0 1-2 4 G5-4-3 1B	0-0 1-2 4 G5-4-3 1B	0-0 1-2 29 BB 1B	0-0 2-H 26 1B 2B	0-0 95 HR 1B	4 0 3 0 0 0 0 1 2 1 0 0 0 0										
29 Brett Wallace, L (1, 3) OBP: 0.411, SLG: 0.561 26 Oswaldo Navarro, R (7, FR) OBP: 0.341, SLG: 0.324	0-0 1-2 2-3 G4-3 1B	0-0 1-2 2-3 G4-3 1B	0-0 1-2 FC5-4 1B	0-0 1-2 4 G5-4-3 1B	0-0 1-2 4 G5-4-3 1B	0-0 1-2 29 BB 1B	0-0 1-2 23 E 1B	0-0 2-H 26 1B 2B	0-0 95 HR 1B	3 0 2 0 1 0 2 1 1 1 1 0 0 0										
4 Jason Michaels, R (1, 7) OBP: 0.415, SLG: 0.621 95 JB Shuck, L (7, 7)	1-0 HBP	0-0 2-3 3-H G5-3 1B	0-0 1-2 FC5-4 1B	0-0 1-2 4 G5-4-3 1B	0-0 1-2 4 G5-4-3 1B	0-0 1-2 29 BB 1B	0-0 1-2 23 E 1B	0-0 1-H HR	0-0 95 HR 1B	2 0 0 1 0 0 2 1 1 1 2 0 0 0										
23 Chris Johnson, R (1, 5) OBP: 0.296, SLG: 0.409 Tommy Manzella, R (7, FR) OBP: 0.341, SLG: 0.400	0-0 2-3 3-H G5-3 1B	0-0 1-2 FC5-4 1B	0-0 1-2 4 G5-4-3 1B	0-0 1-2 4 G5-4-3 1B	0-0 1-2 29 BB 1B	0-0 1-2 23 E 1B	0-0 1-2 23 E 1B	0-0 1-H HR	0-0 95 HR 1B	4 0 0 1 0 0 4 1 0 0 0 0 1 0										
22 Bill Hall, R (1, 4) OBP: 0.333, SLG: 0.259 1 Anderson Hernandez, S (6, FR) OBP: 0.250, SLG: 0.279	0-0 P3	0-0 1-2 FC5-4 1B	0-0 1-2 4 G5-4-3 1B	0-0 1-2 4 G5-4-3 1B	0-0 1-2 29 BB 1B	0-0 1-2 23 E 1B	0-0 1-2 23 E 1B	0-0 1-H HR	0-0 95 HR 1B	2 0 0 0 1 0 3 2 0 0 0 0 1 2										
3 Joe Inglett, L (1, 10)	0-0 P6	0-3 K	0-0 1-2 FC5-4 1B	0-0 1-2 4 G5-4-3 1B	0-0 1-2 29 BB 1B	0-0 1-2 23 E 1B	0-0 1-2 23 E 1B	0-0 1-H HR	0-0 95 HR 1B	5 0 0 0 0 2 1										
55 Humberto Quintero, R (1, 2) OBP: 0.500, SLG: 0.588 82 Chris Wallace, R (6, 2) OBP: 0.250, SLG: 0.500	0-0 21 36 1B 1B	0-0 1-2 FC5-4 1B	0-0 1-2 4 G5-4-3 1B	0-0 1-2 4 G5-4-3 1B	0-0 1-2 29 BB 1B	0-0 1-2 23 E 1B	0-0 1-2 23 E 1B	0-0 1-H HR	0-0 95 HR 1B	3 0 2 0 0 1 1 2 0 0 0 0 1 1										
11 Jason Bourgeois, R (1, 9) OBP: 0.339, SLG: 0.383	0-0 F9	0-0 1-2 FC5-4 1B	0-0 1-2 4 G5-4-3 1B	0-0 1-2 4 G5-4-3 1B	0-0 1-2 29 BB 1B	0-0 1-2 23 E 1B	0-0 1-2 23 E 1B	0-0 1-H HR	0-0 95 HR 1B	4 0 2 0 0 0 1										
Inning Stats	R: 1 E: 0 K: 0 S: 4	H: 1 LOB: 2 BB: 1 P: 9	R: 0 E: 0 K: 1 S: 7	H: 3 LOB: 2 BB: 0 P: 7	R: 0 E: 0 K: 0 S: 4	H: 1 LOB: 1 BB: 0 P: 4	R: 0 E: 0 K: 0 S: 3	H: 2 LOB: 1 BB: 0 P: 4	R: 0 E: 0 K: 1 S: 5	H: 0 LOB: 1 BB: 1 P: 9	R: 2 E: 1 K: 0 S: 5	H: 1 LOB: 2 BB: 2 P: 13	R: 0 E: 0 K: 1 S: 6	H: 1 LOB: 1 BB: 0 P: 6	R: 3 E: 1 K: 3 S: 13	H: 3 LOB: 1 BB: 0 P: 13	1B: 11 2B: 1 3B: 0 HR: 1	SF: 1 SAC: 0 DP: 2 HBP: 1	WP: 0 PB: 0 SB: 0 CS: 0	PA: 44
PITCHER	IP WLS BF H R ER SO BB IBB HBP BLK WP HR S P ERA WHIP	5.0 W 22 8 1 1 1 1 1 0 1 0 0 0 22 27 1.80 1.800	1.0 L 4 0 0 0 0 1 0 0 0 0 0 5 9 0.00 1.000	0.1 L 1 0 0 0 0 0 0 0 0 0 0 1 1 0.00 0.000	0.2 L 6 1 2 1 0 2 0 0 0 0 0 4 12 13.50 4.500	1.0 L 4 1 0 0 1 0 0 0 0 0 0 6 6 0.00 1.000	PITCHER	IP WLS BF H R ER SO BB IBB HBP BLK WP HR S P ERA WHIP	1.0 L 7 3 3 3 3 0 0 0 0 0 0 1 13 27.00 3.000	0.0 L 0 0 0 0 0 0 0 0 0 0 0 0 0 0 0.00 0.000	0.0 L 0 0 0 0 0 0 0 0 0 0 0 0 0 0.00 0.000	0.0 L 0 0 0 0 0 0 0 0 0 0 0 0 0 0.00 0.000	0.0 L 0 0 0 0 0 0 0 0 0 0 0 0 0 0.00 0.000	0.0 L 0 0 0 0 0 0 0 0 0 0 0 0 0 0.00 0.000	0.0 L 0 0 0 0 0 0 0 0 0 0 0 0 0 0.00 0.000	0.0 L 0 0 0 0 0 0 0 0 0 0 0 0 0 0.00 0.000	1B: 11 2B: 1 3B: 0 HR: 1	SF: 1 SAC: 0 DP: 2 HBP: 1	WP: 0 PB: 0 SB: 0 CS: 0	PA: 44

Houston Astros @ Philadelphia Phillies
Bright House Field, Clearwater, FL
Mon Mar 28 2011, 1:09 PM - 3:40 PM EDT
Att: 7,443 - Cloudy - 74 F

AB	38
R	6
H	13
RBI	5
BB	4
SO	6
LOB	20



Batter	1	2	3	4	5	6	7	8	9	AB	R	H	RBI	BB	SO	LOB	BOTTOM			
27 Placido Polanco, R (1, 5) OBP: 0.250, SLG: 0.186 60 Pete Orr, L (6, 5) OBP: 0.269, SLG: 0.481	0-0 F9	0-0 F7	0-0 1-2 FC5-4 1B	0-0 1-2 4 G5-4-3 1B	0-0 1-2 29 BB 1B	0-0 1-2 F7	0-0 1-2 F7	0-0 1-2 F7	0-0 1-2 F7	2 1 0 0 1 0 1 1 0 0 0 0 0 0										
3 Luis Castillo, S (1, 4) OBP: 0.336, SLG: 0.283 7 Michael Martinez, S (6, 4) OBP: 0.260, SLG: 0.371	4-0 29 BB BB	0-0 1-2 FC5-4 1B	0-0 1-2 FC5-4 1B	0-0 1-2 4 G5-4-3 1B	0-0 1-2 29 BB 1B	0-0 1-2 F7	0-0 1-2 F7	0-0 1-2 F7	0-0 1-2 F7	1 2 1 0 1 0 0 1 0 0 0 0 0 0										
11 Jimmy Rollins, S (1, 6) OBP: 0.288, SLG: 0.351 21 Wilson Valdez, R (6, 6) OBP: 0.375, SLG: 0.424	0-0 F7	0-0 1-2 FC5-4 1B	0-0 1-2 FC5-4 1B	0-0 1-2 4 G5-4-3 1B	0-0 1-2 29 BB 1B	0-0 1-2 F7	0-0 1-2 F7	0-0 1-2 F7	0-0 1-2 F7	3 0 0 0 0 0 3 1 0 0 0 0 0 0										
29 Raul Ibanez, L (1, 7) OBP: 0.319, SLG: 0.493 Cory Sullivan, L (6, 7) OBP: 0.444, SLG: 0.647	4-0 8 1B BB	0-0 1-2 FC5-4 1B	0-0 1-2 FC5-4 1B	0-0 1-2 4 G5-4-3 1B	0-0 1-2 29 BB 1B	0-0 1-2 F7	0-0 1-2 F7	0-0 1-2 F7	0-0 1-2 F7	1 2 1 1 2 0 0 1 0 0 0 0 1 0										
8 Shane Victorino, S (1, 8) OBP: 0.375, SLG: 0.523 92 Rich Thompson, L (6, 8) OBP: 0.300, SLG: 0.222	0-0 E9	0-0 1-2 FC5-4 1B	0-0 1-2 FC5-4 1B	0-0 1-2 4 G5-4-3 1B	0-0 1-2 29 BB 1B	0-0 1-2 F7	0-0 1-2 F7	0-0 1-2 F7	0-0 1-2 F7	3 1 2 2 0 0 1 1 0 1 0 0 0 0										
10 Ben Francisco, R (1, 9) OBP: 0.487, SLG: 0.677 24 Delwyn Young, S (6, 9) OBP: 0.317, SLG: 0.356	0-3 K	0-0 1-2 FC5-4 1B	0-0 1-2 FC5-4 1B	0-0 1-2 4 G5-4-3 1B	0-0 1-2 29 BB 1B	0-0 1-2 F7	0-0 1-2 F7	0-0 1-2 F7	0-0 1-2 F7	3 1 1 3 0 1 2 1 0 0 0 0 0 1										
7 Ross Gload, L (1, 10) OBP: 0.355, SLG: 0.467	0-0 G5-3	0-0 1-2 FC5-4 1B	0-0 1-2 FC5-4 1B	0-0 1-2 4 G5-4-3 1B	0-0 1-2 29 BB 1B	0-0 1-2 F7	0-0 1-2 F7	0-0 1-2 F7	0-0 1-2 F7	4 0 0 0 0 0 1										
15 John Mayberry Jr., R (1, 3) OBP: 0.347, SLG: 0.591	0-3 K	0-0 1-2 FC5-4 1B	0-0 1-2 FC5-4 1B	0-0 1-2 4 G5-4-3 1B	0-0 1-2 29 BB 1B	0-0 1-2 F7	0-0 1-2 F7	0-0 1-2 F7	0-0 1-2 F7	3 0 0 0 0 2 0										
51 Carlos Ruiz, R (1, 2) OBP: 0.319, SLG: 0.325 85 Erik Kratz, R (5, 2) OBP: 0.227, SLG: 0.476	0-0 1B	0-0 1-2 FC5-4 1B	0-0 1-2 FC5-4 1B	0-0 1-2 4 G5-4-3 1B	0-0 1-2 29 BB 1B	0-0 1-2 F7	0-0 1-2 F7	0-0 1-2 F7	0-0 1-2 F7	2 0 1 0 0 0 0 1 0 0 0 0 1 0										
Inning Stats	R: 2 E: 1 K: 1 S: 6	H: 1 LOB: 1 BB: 2 P: 14	R: 0 E: 0 K: 1 S: 6	H: 1 LOB: 0 BB: 0 P: 6	R: 1 E: 0 K: 0 S: 5	H: 2 LOB: 1 BB: 0 P: 5	R: 0 E: 0 K: 0 S: 3	H: 0 LOB: 0 BB: 0 P: 3	R: 4 E: 0 K: 0 S: 5	H: 2 LOB: 0 BB: 2 P: 15	R: 0 E: 0 K: 2 S: 7	H: 0 LOB: 0 BB: 0 P: 7	R: 0 E: 0 K: 1 S: 5	H: 1 LOB: 0 BB: 0 P: 3	R: 0 E: 0 K: 3 S: 13	H: 1 LOB: 1 BB: 0 P: 13	1B: 4 2B: 2 3B: 0 HR: 1	SF: 0 SAC: 1 DP: 1 HBP: 0	WP: 0 PB: 0 SB: 0 CS: 0	PA: 34
PITCHER	IP WLS BF H R ER SO BB IBB HBP BLK WP HR S P ERA WHIP	5.0 L 25 6 7 6 2 4 0 0 0 0 0 7 7 0.00 0.000	1.0 L 3 0 0 0 0 0 0 0 0 0 0 5 5 0.00 0.000	1.0 L 3 1 0 0 0 0 0 0 0 0 3 3 0.00 1.000	0.0 L 0 0 0 0 0 0 0 0 0 0 0 0 0 0.00 0.000	0.0 L 0 0 0 0 0 0 0 0 0 0 0 0 0 0.00 0.000	0.0 L 0 0 0 0 0 0 0 0 0 0 0 0 0 0.00 0.000	0.0 L 0 0 0 0 0 0 0 0 0 0 0 0 0 0.00 0.000	0.0 L 0 0 0 0 0 0 0 0 0 0 0 0 0 0.00 0.000	0.0 L 0 0 0 0 0 0 0 0 0 0 0 0 0 0.00 0.000	0.0 L 0 0 0 0 0 0 0 0 0 0 0 0 0.00 0.000	0.0 L 0 0 0 0 0 0 0 0 0 0 0 0 0.00 0.000	0.0 L 0 0 0 0 0 0 0 0 0 0 0 0 0.00 0.000	0.0 L 0 0 0 0 0 0 0 0 0 0 0 0 0.00 0.000	0.0 L 0 0 0 0 0 0 0 0 0 0 0 0 0.00 0.000	0.0 L 0 0 0 0 0 0 0 0 0 0 0 0 0.00 0.000	1B: 4 2B: 2 3B: 0 HR: 1	SF: 0 SAC: 1 DP: 1 HBP: 0	WP: 0 PB: 0 SB: 0 CS: 0	PA: 34

Houston Astros @ Philadelphia Phillies
Bright House Field, Clearwater, FL
Mon Mar 28 2011, 1:09 PM - 3:40 PM EDT
Att: 7,443 - Cloudy - 74 F

AB	29
R	7
H	7
RBI	6
BB	4
SO	5
LOB	9



Batter	1	2	3	4	5	6	7	8	9	AB	R	H	RBI	BB	SO	LOB	TOP				
31 Jose Tabata, R OBP: 0.325, SLG: 0.318																	2				
18 Neil Walker, S OBP: 0.351, SLG: 0.588																	4				
22 Andrew McCutchen, R OBP: 0.439, SLG: 0.571																	5				
37 Lyle Overbay, L OBP: 0.419, SLG: 0.636																	4				
24 Pedro Alvarez, L OBP: 0.296, SLG: 0.424																	3				
46 Garrett Jones, L OBP: 0.351, SLG: 0.283																	4				
41 Ryan Doumit, S OBP: 0.255, SLG: 0.326																	4				
5 Ronny Cedeno, R OBP: 0.213, SLG: 0.317																	4				
48 Ross Ohlendorf, R 10 Joshua Rodriguez, R 83 Michael Dube, R 14 John Bowler, L 36 Chris Leroux, L 36 Garrett Olson, R 46 Jose Veras, R 47 Evan Meek, R 23 Matt Diaz, R																	1				
Inning Stats	R: 2 H: 2 E: 0 K: 1 S: 12	H: 2 R: 2 ER: 2 LOB: 2 P: 24	R: 0 H: 0 E: 0 K: 1 S: 8	H: 0 R: 0 ER: 0 LOB: 0 P: 11	R: 0 H: 1 E: 0 K: 2 S: 13	H: 1 R: 0 ER: 0 LOB: 1 P: 21	R: 0 H: 0 E: 0 K: 0 S: 9	H: 0 R: 0 ER: 0 LOB: 0 P: 12	R: 3 H: 2 E: 1 K: 1 S: 17	H: 2 R: 1 ER: 1 LOB: 1 P: 34	R: 0 H: 0 E: 0 K: 0 S: 6	H: 0 R: 0 ER: 0 LOB: 0 P: 8	R: 0 H: 1 E: 0 K: 1 S: 11	H: 1 R: 0 ER: 0 LOB: 1 P: 18	R: 0 H: 0 E: 0 K: 3 S: 13	H: 0 R: 1 ER: 0 LOB: 1 P: 22	1B: 5 2B: 2 3B: 0 HR: 0	SF: 0 SAC: 0 DP: 1 HBP: 0	WP: 0 PB: 0 SB: 1 CS: 0	PA: 39	
PITCHER	IP: 4.0 WLS: 2 BF: 21 ERA: 6.11	WLS: 3 H: 3 R: 0 ER: 0 LOB: 1 P: 24	H: 5 R: 0 ER: 0 LOB: 0 P: 11	H: 5 R: 0 ER: 0 LOB: 0 P: 11	H: 5 R: 0 ER: 0 LOB: 0 P: 21	H: 5 R: 0 ER: 0 LOB: 0 P: 21	H: 5 R: 0 ER: 0 LOB: 0 P: 12	H: 5 R: 0 ER: 0 LOB: 0 P: 12	H: 8 R: 0 ER: 0 LOB: 0 P: 34	H: 13 R: 0 ER: 0 LOB: 0 P: 34	H: 0 R: 0 ER: 0 LOB: 0 P: 8	H: 0 R: 0 ER: 0 LOB: 0 P: 8	H: 0 R: 0 ER: 0 LOB: 0 P: 18	H: 1 R: 0 ER: 0 LOB: 1 P: 18	H: 3 R: 0 ER: 0 LOB: 0 P: 22	H: 3 R: 0 ER: 0 LOB: 0 P: 22	WP: 0 HR: 0 S: 13 P: 22	ERA: 0.00 WHIP: 1.000			
44 Roy Oswalt, R ERA: 9.82	16 J.C. Romero, L ERA: 2.08	57 David Herndon, R ERA: 3.55	37 Antonio Bastardo, L ERA: 1.04	46 Ryan Madson, R ERA: 3.9																	

Pittsburgh Pirates @ Philadelphia Phillies
Citizens Bank Park, Philadelphia, PA
Tue Mar 29 2011, 7:33 PM - 10:41 PM EDT
Att. 42,588 - Clear - 48 F

AB 33
R 5
H 7
RBI 4
BB 6
SO 9
LOB 17



Batter	1	2	3	4	5	6	7	8	9	AB	R	H	RBI	BB	SO	LOB	BOTTOM			
8 Shane Victorino, S OBP: 0.382, SLG: 0.507																	2			
15 John Mayberry Jr., R OBP: 0.366, SLG: 0.597																	1			
3 Luis Castillo, S OBP: 0.368, SLG: 0.300																	4			
21 Wilson Valdez, R OBP: 0.369, SLG: 0.417																	1			
11 Jimmy Rollins, S OBP: 0.299, SLG: 0.355																	2			
7 Michael Martinez, S OBP: 0.257, SLG: 0.366																	2			
6 Ryan Howard, L OBP: 0.333, SLG: 0.609																	4			
7 Ross Gload, L OBP: 0.349, SLG: 0.459																	1			
29 Raul Ibanez, L OBP: 0.316, SLG: 0.479																	4			
24 Delwyn Young, S OBP: 0.313, SLG: 0.350																	1			
10 Ben Francisco, R OBP: 0.456, SLG: 0.696																	4			
60 Pete Orr, L OBP: 0.286, SLG: 0.491																	3			
51 Carlos Ruiz, R 57 David Herndon, R 37 Antonio Bastardo, R 4 Dane Sardinha, R 46 Ryan Madson, L 68 Michael Stutes, R																	2			
44 Roy Oswalt, R OBP: 1.000, SLG: 1.000	16 J.C. Romero, S ERA: 2.08	57 David Herndon, R ERA: 3.55	37 Antonio Bastardo, L ERA: 1.04	46 Ryan Madson, R ERA: 3.9																
49 Ross Ohlendorf, R ERA: 9.82	83 Michael Dube, R ERA: 9.82	63 Chris Leroux, R ERA: 4.91	36 Garrett Olson, L ERA: 6.0	48 Jose Veras, R ERA: 1.38																

Pittsburgh Pirates @ Philadelphia Phillies
Citizens Bank Park, Philadelphia, PA
Tue Mar 29 2011, 7:33 PM - 10:41 PM EDT
Att. 42,588 - Clear - 48 F

AB 34
R 8
H 10
RBI 7
BB 2
SO 3
LOB 22



WP: 0
PB: 0
SB: 3
CS: 0
PA: 41

Batter	1	2	3	4	5	6	7	8	9	AB	R	H	RBI	BB	SO	LOB	TOP					
31 Jose Tabata, R (1, 7) OBP: 0.338, SLG: 0.333 14 John Bowker, L (5, 7) OBP: 0.302, SLG: 0.585	G6-3		1B		1B		K		SF7	3	0	2	0	0	0	0						
18 Neil Walker, S (1, 4) OBP: 0.338, SLG: 0.563 77 Brian Friday, R (5, 4) OBP: 0.333, SLG: 0.357	G6-3		L8		G5-3		G5-3		1B	3	0	0	0	0	0	2						
22 Andrew McCutchen, R (1, 8) OBP: 0.421, SLG: 0.545 90 Starling Marte, R (5, 8) OBP: 0.143, SLG: 0.143	K		K		K		L5		G5-3	3	0	0	0	0	3	2						
37 Lyle Overbay, L (1, 3) OBP: 0.422, SLG: 0.649 51 Steve Pearce, R (5, 3) OBP: 0.339, SLG: 0.431		2B	K			2B			P5	2	1	1	0	0	1	1						
23 Matt Diaz, R (1, 9) OBP: 0.328, SLG: 0.386 46 Garrett Jones, L (5, 9) OBP: 0.339, SLG: 0.271	B3				2B		G3-1		G6-3	2	0	1	0	0	0	1						
24 Pedro Alvarez, L (1, 5) OBP: 0.301, SLG: 0.471 87 Jordy Mercer, R (5, 5) OBP: 0.444, SLG: 0.375	HR				G3		1B		G5-3	2	1	1	2	0	0	1						
35 Jason Jaramillo, S (1, 2) OBP: 0.474, SLG: 0.657	1B				P5		1B		L4	4	0	2	0	0	0	1						
5 Ronny Cedeno, R (1, 6) OBP: 0.296, SLG: 0.396 10 Joshua Rodriguez, R (5, 6) OBP: 0.400, SLG: 0.368	L7				K		P3		1B	2	0	0	0	0	1	2						
50 Charlie Morton, R (1, 1) OBP: 0.206, SLG: 0.250 41 Ryan Lugo, S (5, PH) OBP: 0.270, SLG: 0.318 60 Michael Crotta, R (5, 1) OBP: 0.270, SLG: 0.318 30 Chris Resop, R (7, 1) OBP: 0.270, SLG: 0.318 Joel Hanrahan, R (8, 1) OBP: 0.270, SLG: 0.318 85 Josh Harrison, R (9, PH) OBP: 0.270, SLG: 0.318 84 Jared Hughes, R (9, 1) OBP: 0.270, SLG: 0.318	P4				G6-3		K		1B	2	0	0	0	0	0	0						
Inning Stats	R: 0 E: 0 K: 1 S: 10	H: 0 LOB: 0 BB: 0 P: 13	R: 2 E: 0 K: 0 S: 10	H: 3 LOB: 1 BB: 0 P: 14	R: 0 E: 0 K: 2 S: 15	H: 1 LOB: 1 BB: 0 P: 21	R: 0 E: 0 K: 1 S: 6	H: 1 LOB: 1 BB: 0 P: 8	R: 0 E: 0 K: 1 S: 10	H: 1 LOB: 2 BB: 0 P: 14	R: 1 E: 0 K: 1 S: 11	H: 3 LOB: 0 BB: 0 P: 14	R: 0 E: 0 K: 1 S: 8	H: 0 LOB: 0 BB: 0 P: 11	R: 0 E: 0 K: 0 S: 9	H: 0 LOB: 0 BB: 0 P: 13	R: 1 E: 0 K: 0 S: 16	H: 3 LOB: 2 BB: 0 P: 23	1B: 8 2B: 3 3B: 0 HR: 1	SF: 1 SAC: 0 DP: 0 HBP: 0	WP: 1 PB: 0 SB: 1 CS: 0	PA: 39
PITCHER	IP WLS BF H R ER SO BB IBB HBP BLK WP HR S P ERA WHIP																					
35 Cole Hamels, L (1, 1) ERA: 6.67	3.0	L	13	4	2	2	3	0	0	0	0	0	0	1	1	35	48	6.00	1.333			
52 Jose Contreras, R (4, 1) ERA: 1.74	1.0		4	1	0	0	1	0	0	0	0	0	0	0	0	6	8	0.00	1.000			
56 Joe Blanton, R (5, 1) ERA: 3.15	3.0		13	4	1	1	3	0	0	0	0	0	0	0	0	29	39	3.00	1.333			
38 Kyle Kendrick, R (8, 1) ERA: 4.42	1.0		3	0	0	0	0	0	0	0	0	0	0	0	0	9	13	0.00	0.000			
84 Juan Pablo Perez, L (9, 1) ERA: 2.57	0.2		5	3	1	1	0	0	0	0	0	0	0	0	0	14	20	13.50	4.500			
PITCHER	IP WLS BF H R ER SO BB IBB HBP BLK WP HR S P ERA WHIP																					
37 Antonio Bastardo, L (9, 1) ERA: 1.0	0.1		1	0	0	0	0	0	0	0	0	0	0	0	0	0	0	0.00	0.000			

Pittsburgh Pirates @ Philadelphia Phillies
Citizens Bank Park, Philadelphia, PA
Wed Mar 30 2011, 4:08 PM - 6:41 PM EDT
Att: 36,509 - Overcast - 50 F

AB 38
R 4
H 12
RBI 4
BB 0
SO 7
LOB 18



Batter	1	2	3	4	5	6	7	8	9	AB	R	H	RBI	BB	SO	LOB	BOTTOM					
8 Shane Victorino, S (1, 8) OBP: 0.380, SLG: 0.493 15 John Mayberry Jr., R (7, 8) OBP: 0.351, SLG: 0.565	BB		G3		E1				L8	2	0	0	0	1	0	0						
27 Placido Polanco, R (1, 5) OBP: 0.235, SLG: 0.174 5 Pete Orr, L (8, 5) OBP: 0.298, SLG: 0.536	G3		G6-3		L7				3B	3	0	0	0	0	0	2						
11 Jimmy Rollins, S (1, 6) OBP: 0.314, SLG: 0.364 85 Erik Kratz, R (5, 2) OBP: 0.231, SLG: 0.440	1B		BB				K		P3	1	0	1	0	1	0	0						
6 Ryan Howard, L (1, 3) OBP: 0.321, SLG: 0.583 7 Ross Gload, L (7, 3) OBP: 0.344, SLG: 0.452	K		G6-3		G6-3		G5-3		G6-3	3	0	0	0	0	1	3						
29 Raul Ibanez, L (1, 7) OBP: 0.300, SLG: 0.453	F7				G4-3		G6-3		G4-3	4	0	0	0	0	0	2						
10 Ben Francisco, R (1, 9) OBP: 0.439, SLG: 0.667 38 Kyle Kendrick, R (8, 1) OBP: 0.270, SLG: 0.318 84 Juan Pablo Perez, R (9, 1) OBP: 0.270, SLG: 0.318 37 Antonio Bastardo, R (9, 1) OBP: 0.270, SLG: 0.318 4 Dane Sardinha, R (9, PH) OBP: 0.412, SLG: 0.467	E5				G5-3		F9		BB	3	1	0	0	0	0	0						
51 Carlos Ruiz, R (1, 2) OBP: 0.308, SLG: 0.295 56 Joe Blanton, R (5, 1) OBP: 0.333, SLG: 0.333 24 Delwyn Young, S (7, PH) OBP: 0.303, SLG: 0.339	G6-3				G5-3		G3		G3	2	0	0	0	0	0	1						
21 Wilson Valdez, R (1, 4) OBP: 0.353, SLG: 0.397	G3-1				G4-3		F9			3	0	0	1	0	0	0						
35 Cole Hamels, L (1, 1) OBP: 0.200, SLG: 0.200 52 Jose Contreras, R (4, 1) ERA: 1.35 7 Michael Martinez, S (5, 6) OBP: 0.250, SLG: 0.356	F7				K				B1-3	1	0	0	0	0	0	0						
Inning Stats	R: 0 E: 0 K: 1 S: 14	H: 1 LOB: 2 BB: 1 P: 23	R: 1 E: 1 K: 0 S: 8	H: 0 LOB: 0 BB: 0 P: 15	R: 0 E: 0 K: 0 S: 11	H: 0 LOB: 1 BB: 1 P: 21	R: 0 E: 0 K: 0 S: 7	H: 0 LOB: 0 BB: 0 P: 8	R: 0 E: 0 K: 1 S: 10	H: 0 LOB: 1 BB: 0 P: 17	R: 0 E: 0 K: 1 S: 7	H: 0 LOB: 0 BB: 0 P: 12	R: 0 E: 0 K: 0 S: 8	H: 0 LOB: 0 BB: 0 P: 12	R: 0 E: 0 K: 0 S: 9	H: 1 LOB: 1 BB: 0 P: 15	R: 0 E: 0 K: 0 S: 10	H: 0 LOB: 1 BB: 1 P: 16	1B: 1 2B: 0 3B: 1 HR: 0	SF: 0 SAC: 0 DP: 0 HBP: 0	WP: 0 PB: 0 SB: 1 CS: 0	PA: 34
PITCHER	IP WLS BF H R ER SO BB IBB HBP BLK WP HR S P ERA WHIP																					
50 Charlie Morton, R (1, 1) ERA: 2.63	5.0	W	20	1	1	0	2	2	0	0	0	0	0	0	0	0	50	84	0.00	0.600		
60 Michael Crotta, R (6, 1) ERA: 1.35	1.0	H	3	0	0	0	1	0	0	0	0	0	0	0	0	7	12	0.00	0.000			
30 Chris Resop, R (7, 1) ERA: 2.7	1.0	H	3	0	0	0	0	0	0	0	0	0	0	0	0	8	12	0.00	0.000			
Joel Hanrahan, R (8, 1) ERA: 6.75	1.0	H	4	1	0	0	0	0	0	0	0	0	0	0	0	9	15	0.00	1.000			
84 Jared Hughes, R (9, 1) ERA:	1.0	S	4	0	0	0	0	1	0	0	0	0	0	0	0	10	16	0.00	1.000			

Pittsburgh Pirates @ Philadelphia Phillies
Citizens Bank Park, Philadelphia, PA
Wed Mar 30 2011, 4:08 PM - 6:41 PM EDT
Att: 36,509 - Overcast - 50 F

AB 31
R 1
H 2
RBI 1
BB 3
SO 3
LOB 10



Batter	1	2	3	4	5	6	7	8	9	AB	R	H	RBI	BB	SO	LOB	TOP				
21 Michael Bourn, L OBP: 0.214, SLG: 0.250	G4-3		B2-3				F8			3	0	0	0	1	0	0	Houston Astros @ Philadelphia Phillies Citizens Bank Park, Philadelphia, PA Sun Apr 03 2011, 1:39 PM - 4:25 PM EDT Att: 45,562 - Partly Cloudy - 54 F				
36 Angel Sanchez, R OBP: 0.308, SLG: 0.333	F9		G6-3			G4-3		G5-3		4	0	0	0	0	0	1					
9 Hunter Pence, R OBP: 0.417, SLG: 0.750	1B				HR		1B	F9		4	1	3	1	0	0	0					
45 Carlos Lee, R OBP: 0.417, SLG: 0.818 47 Jeff Fulchino, R OBP: 0.167, SLG: 0.167	P3				HBP		FC6-4	FC6-4		3	1	1	0	0	0	2					
22 Bill Hall, R OBP: 0.083, SLG: 0.167	K		F9				FC6-4	FC6-4		4	0	1	0	0	1	2					
29 Brett Wallace, L OBP: 0.167, SLG: 0.091	K		K			G3				3	1	0	1	1	2	2					
23 Chris Johnson, R OBP: 0.333, SLG: 0.364	2B		FC5-4				K			4	0	2	0	0	1	2					
55 Humberto Quintero, R OBP: 0.125, SLG: 0.125	K				F7		F8	G6-3		4	0	0	0	0	1	2					
20 Bud Norris, R 3 Joe Inglett, L 58 Fernando Abad, L 62 Aneury Rodriguez, R 66 Eneiro Del Rosario, R 11 Jason Bourgeois, R 54 Mark Melancon, R 4 Jason Michaels, R	G1-3				K		G4-3	L9		1	0	0	0	0	0	0					
Inning Stats	R: 0 E: 0 K: 0 S: 7	H: 1 LOB: 1 BB: 0 P: 11	R: 0 E: 0 K: 3 S: 11	H: 1 LOB: 1 BB: 0 P: 14	R: 0 E: 0 K: 0 S: 5	H: 0 LOB: 0 BB: 0 P: 7	R: 1 E: 0 K: 1 S: 10	H: 1 LOB: 1 BB: 0 P: 19	R: 0 E: 0 K: 1 S: 9	H: 0 LOB: 1 BB: 1 P: 15	R: 1 E: 0 K: 1 S: 16	H: 2 LOB: 1 BB: 1 P: 22	R: 0 E: 0 K: 0 S: 12	H: 1 LOB: 0 BB: 0 P: 10	R: 1 E: 0 K: 0 S: 10	H: 1 LOB: 0 BB: 1 P: 17		1B: 4 2B: 2 3B: 0 HR: 1	SF: 0 SAC: 0 DP: 1 HBP: 1	WP: 0 PB: 0 SB: 0 CS: 0	PA: 36
PITCHER	IP WLS BF H R ER SO BB IBB HBP BLK WP HR S P ERA WHIP	6.0 W 25 5 2 2 6 1 0 1 0 0 1 58 88 3.00 1.000	2.0 7 1 0 0 0 0 0 0 0 0 0 18 29 0.00 0.500	1.0 4 1 1 1 0 1 0 0 0 0 0 10 17 9.00 2.000																	

Batter	1	2	3	4	5	6	7	8	9	AB	R	H	RBI	BB	SO	LOB	BOTTOM						
7 Michael Martinez, S OBP: 0.250, SLG: 0.250 57 David Herndon, R ERA: 6.0	K	K2-3		G3				G6-3		4	0	1	1	0	2	0	Houston Astros @ Philadelphia Phillies Citizens Bank Park, Philadelphia, PA Sun Apr 03 2011, 1:39 PM - 4:25 PM EDT Att: 45,562 - Partly Cloudy - 54 F						
7 Ross Gload, L OBP: 0.333, SLG: 0.333 38 Kyle Kendrick, R ERA: 9.0							1B			0	0	0	0	0	0	0							
27 Placido Polanco, R OBP: 0.500, SLG: 0.583	11 HR 6 BB		11 HR 2 BB		P4	FC6-4 11 BB		6 FC7-4 2 BB		4	2	2	0	1	0	2							
11 Jimmy Rollins, S OBP: 0.571, SLG: 0.500	6 HR 1 BB		6 2 BB		G6-3			29 BB 6 FC7-4 1 BB		3	1	2	0	2	0	0							
6 Ryan Howard, L OBP: 0.500, SLG: 0.846	2 HR		2 3 BB			L4		FC7-6-1 29 BB		5	1	3	4	0	0	5							
29 Raul Ibanez, L OBP: 0.357, SLG: 0.273	K		G3-1		FC4-6		G4-3			4	0	0	0	1	1	3							
10 Ben Francisco, R OBP: 0.500, SLG: 0.769	HR		K			21 SH5-4 8 BB 1 BB		21 1 BB K		5	2	3	1	0	2	5							
51 Carlos Ruiz, R OBP: 0.333, SLG: 0.300	G1-3		K			8 1 BB 21 SH5-4 7 BB 1 BB		F9		3	1	0	0	1	1	3							
21 Wilson Valdez, R OBP: 0.364, SLG: 0.455	K		G4-3							3	0	1	0	0	1	0							
44 Roy Oswalt, R 8 Shane Victorino, S OBP: 0.333, SLG: 0.250	G4-3		K			27 FC6-4 7 1 BB 1 BB		G3-1		2	0	0	0	0	1	0							
Inning Stats	R: 4 E: 0 K: 2 S: 18	H: 3 LOB: 0 BB: 1 P: 28	R: 0 E: 0 K: 2 S: 9	H: 0 LOB: 0 BB: 0 P: 10	R: 1 E: 0 K: 2 S: 16	H: 3 LOB: 2 BB: 0 P: 30	R: 0 E: 0 K: 1 S: 7	H: 0 LOB: 0 BB: 0 P: 12	R: 0 E: 0 K: 0 S: 12	H: 1 LOB: 1 BB: 0 P: 18	R: 2 E: 0 K: 0 S: 15	H: 3 LOB: 3 BB: 2 P: 26	R: 0 E: 0 K: 0 S: 8	H: 2 LOB: 2 BB: 0 P: 14	R: 0 E: 0 K: 1 S: 14	H: 1 LOB: 3 BB: 2 P: 24	1B: 8 2B: 3 3B: 0 HR: 2	SF: 0 SAC: 1 DP: 0 HBP: 0	WP: 0 PB: 0 SB: 0 CS: 0	PA: 42			
PITCHER	IP WLS BF H R ER SO BB IBB HBP BLK WP HR S P ERA WHIP	4.0 L 19 6 5 5 7 1 0 0 0 0 2 50 80 11.25 1.750	1.0 4 1 0 0 0 0 0 0 0 0 0 12 18 0.00 1.000	0.1 3 1 2 2 0 1 0 0 0 0 0 5 11 54.00 6.000	0.2 5 2 0 0 0 1 0 0 0 0 0 10 15 0.00 4.500	1.0 5 2 0 0 0 0 0 0 0 0 0 8 14 0.00 2.000																	

Batter	1	2	3	4	5	6	7	8	9	AB	R	H	RBI	BB	SO	LOB	TOP					
7 José Reyes, S OBP: 0.280, SLG: 0.360										5	1	2	0	0	0	3						
22 Willie Harris, L OBP: 0.438, SLG: 0.714										4	1	1	0	1	2	1						
5 David Wright, R OBP: 0.417, SLG: 0.545										5	1	1	1	0	3	2						
15 Carlos Beltrán, S OBP: 0.300, SLG: 0.235										3	2	1	1	1	0	1						
16 Ángel Pagán, S OBP: 0.375, SLG: 0.368										5	2	2	2	0	0	1						
29 Ike Davis, L OBP: 0.455, SLG: 0.684										4	0	2	2	0	1	0						
4 Brad Emaus, R OBP: 0.400, SLG: 0.308										3	0	2	0	1	0	1						
30 Josh Thole, L OBP: 0.400, SLG: 0.385										4	0	0	0	0	2	5						
34 Mike Pelfrey, R 33 Taylor Buchholz, R 28 Daniel Murphy, L 23 Blaine Boyer, R 27 Pedro Beato, R 21 Lucas Duda, L 75 Francisco Rodríguez, R										1	0	0	0	0	1	0						
Inning Stats	R: 0 E: 0 K: 2 S: 10	H: 1 LOB: 1 BB: 0 P: 15	R: 0 E: 0 K: 0 S: 9	H: 1 LOB: 1 BB: 0 P: 12	R: 0 E: 0 K: 2 S: 12	H: 1 LOB: 1 BB: 0 P: 15	R: 2 E: 0 K: 1 S: 10	H: 2 LOB: 0 BB: 0 P: 13	R: 5 E: 0 K: 2 S: 19	H: 6 LOB: 2 BB: 2 P: 30	R: 0 E: 0 K: 1 S: 9	H: 0 LOB: 0 BB: 0 P: 12	R: 0 E: 0 K: 0 S: 7	H: 1 LOB: 0 BB: 0 P: 8	R: 0 E: 0 K: 1 S: 7	H: 0 LOB: 0 BB: 0 P: 10	R: 0 E: 0 K: 1 S: 9	H: 0 LOB: 1 BB: 1 P: 21	1B: 9 2B: 2 3B: 0 HR: 1	SF: 0 SAC: 0 DP: 2 HBP: 1	WP: 0 PB: 0 SB: 1 CS: 0	PA: 41
PITCHER	IP WLS BF H R ER SO BB IBB HBP BLK WP HR S P ERA WHIP																					
56 Joe Blanton, R ERA: 14.54	4.1 25 10 7 7 6 2 0 1 0 0 1 52 77 14.54 2.769																					
37 Antonio Bastardo, L ERA: 4.5	1.2 W 6 1 0 0 2 0 0 0 0 0 0 0 17 20 0.00 0.600																					
16 J.C. Romero, L ERA: 4.5	1.0 H 3 1 0 0 0 0 0 0 0 0 0 0 7 8 0.00 1.000																					
46 Ryan Madson, R ERA: 4.5	1.0 H 3 0 0 0 1 0 0 0 0 0 0 0 7 10 0.00 0.000																					
52 Jose Contreras, R ERA: 4.5	1.0 S 4 0 0 0 1 1 0 0 0 0 0 0 9 21 0.00 1.000																					

New York Mets @ Philadelphia Phillies
Citizens Bank Park, Philadelphia, PA
Wed Apr 06 2011, 7:07 PM - 9:58 PM EDT
Att: 45,061 - Cloudy - 55 F

AB 37
R 7
H 12
RBI 7
BB 3
SO 10
LOB 14

Batter	1	2	3	4	5	6	7	8	9	AB	R	H	RBI	BB	SO	LOB	BOTTOM			
8 Shane Victorino, S OBP: 0.263, SLG: 0.389										5	2	2	1	0	1	3				
27 Plácido Polanco, R OBP: 0.522, SLG: 0.600										5	1	3	3	0	0	0				
11 Jimmy Rollins, S OBP: 0.478, SLG: 0.368										4	0	0	0	1	2	4				
6 Ryan Howard, L OBP: 0.522, SLG: 0.952										4	2	4	2	1	0	0				
29 Raul Ibanez, L OBP: 0.391, SLG: 0.350										5	1	2	1	0	0	4				
10 Ben Francisco, R OBP: 0.391, SLG: 0.667										4	2	1	1	1	2	3				
5 Pete Orr, L ERA: 15.83 37 Antonio Bastardo, R 15 John Mayberry Jr., R 16 J.C. Romero, S 46 Ryan Madson, L 7 Ross Gload, L 52 Jose Contreras, R										3	2	2	0	0	1	1				
23 Brian Schneider, L 51 Carlos Ruiz, R 56 Joe Blanton, R 21 Wilson Valdez, R										4	0	0	0	0	1	5				
Inning Stats	R: 2 E: 0 K: 0 S: 10	H: 3 LOB: 1 BB: 0 P: 17	R: 1 E: 1 K: 1 S: 12	H: 2 LOB: 2 BB: 0 P: 17	R: 4 E: 0 K: 3 S: 24	H: 5 LOB: 2 BB: 1 P: 36	R: 0 E: 0 K: 2 S: 11	H: 1 LOB: 1 BB: 0 P: 15	R: 2 E: 0 K: 0 S: 16	H: 3 LOB: 2 BB: 1 P: 26	R: 1 E: 0 K: 1 S: 12	H: 2 LOB: 0 BB: 0 P: 17	R: 0 E: 0 K: 0 S: 7	H: 0 LOB: 0 BB: 0 P: 9	R: 0 E: 0 K: 2 S: 9	H: 0 LOB: 1 BB: 1 P: 16	1B: 10 2B: 3 3B: 1 HR: 2	SF: 0 SAC: 1 DP: 1 HBP: 0	WP: 0 PB: 0 SB: 1 CS: 0	PA: 43
PITCHER	IP WLS BF H R ER SO BB IBB HBP BLK WP HR S P ERA WHIP																			
34 Mike Pelfrey, R 33 Taylor Buchholz, R 23 Blaine Boyer, R 27 Pedro Beato, R 75 Francisco Rodríguez, R	2.0 9 3 0 0 5 1 0 0 0 0 0 0 26 35 0.00 1.500																			
23 Blaine Boyer, R 27 Pedro Beato, R 75 Francisco Rodríguez, R	2.0 L 11 5 3 3 1 1 0 0 0 0 0 1 28 43 13.50 3.000																			
27 Pedro Beato, R 75 Francisco Rodríguez, R	1.0 3 0 0 0 0 0 0 0 0 0 0 0 7 9 0.00 0.000																			
75 Francisco Rodríguez, R ERA: 4.5	1.0 4 0 0 0 2 1 0 0 0 0 0 0 9 16 0.00 1.000																			

New York Mets @ Philadelphia Phillies
Citizens Bank Park, Philadelphia, PA
Wed Apr 06 2011, 7:07 PM - 9:58 PM EDT
Att: 45,061 - Cloudy - 55 F

AB 39
R 10
H 16
RBI 10
BB 3
SO 9
LOB 21

Batter	1	2	3	4	5	6	7	8	9	AB	R	H	RBI	BB	SO	LOB	TOP								
7 José Reyes, S OBP: 0.310, SLG: 0.379										4	0	2	0	0	0	0	New York Mets @ Philadelphia Phillies Citizens Bank Park, Philadelphia, PA Thu Apr 07 2011, 3:07 PM - 5:29 PM EDT Att: 45,468 - Partly Cloudy - 50 F								
22 Willie Harris, L OBP: 0.421, SLG: 0.647										3	0	1	0	0	2	1									
27 Pedro Beato, R										0	0	0	0	0	0	0									
12 Scott Hairston, R OBP: 0.222, SLG: 0.125										1	0	0	0	0	0	0									
5 David Wright, R OBP: 0.393, SLG: 0.538										4	0	1	0	0	1	4									
29 Ike Davis, L OBP: 0.222, SLG: 0.609										4	0	1	0	0	0	5									
16 Ángel Pagán, S OBP: 0.393, SLG: 0.364										3	0	1	0	1	0	1									
21 Lucas Duda, L OBP: 0.214, SLG: 0.083										3	0	0	0	1	0	3									
4 Brad Emaus, R OBP: 0.316, SLG: 0.235										4	0	0	0	0	1	3									
30 Josh Thole, L OBP: 0.389, SLG: 0.375										3	0	1	0	0	1	1									
49 Jonathon Niese, L										1	0	0	0	0	1	1									
28 Daniel Murphy, L OBP: 0.300, SLG: 0.333										2	0	0	0	0	1	0									
40 Tim Byrdak, L										0	0	0	0	0	0	0									
77 D.J. Carrasco, R										0	0	0	0	0	0	0									
Inning Stats	R: 0 E: 0 K: 1 S: 10	H: 1 LOB: 0 BB: 0 P: 15	R: 0 E: 0 K: 0 S: 5	H: 0 LOB: 0 BB: 1 P: 10	R: 0 E: 0 K: 2 S: 14	H: 3 LOB: 3 BB: 0 P: 19	R: 0 E: 0 K: 1 S: 13	H: 1 LOB: 0 BB: 0 P: 21	R: 0 E: 0 K: 2 S: 11	H: 0 LOB: 0 BB: 0 P: 15	R: 0 E: 0 K: 0 S: 13	H: 1 LOB: 1 BB: 0 P: 19	R: 0 E: 0 K: 1 S: 8	H: 0 LOB: 0 BB: 0 P: 14	R: 0 E: 0 K: 0 S: 6	H: 1 LOB: 1 BB: 0 P: 10	R: 0 E: 0 K: 0 S: 5	H: 0 LOB: 0 BB: 1 P: 10	1B: 6 2B: 1 3B: 0 HR: 0	SF: 0 SAC: 0 DP: 2 HBP: 0	WP: 0 PB: 0 SB: 1 CS: 0	PA: 34			
PITCHER	IP: 7.0 WLS: W BF: 27 ERA: 0.69	IP: 1.0 WLS: 4 BF: 1 ERA: 0.69	IP: 1.0 WLS: 3 BF: 0 ERA: 5.4	IP: 7.0 WLS: W BF: 27 ERA: 0.69	IP: 1.0 WLS: 4 BF: 1 ERA: 0.69	IP: 1.0 WLS: 3 BF: 0 ERA: 5.4	IP: 1.0 WLS: 4 BF: 1 ERA: 0.69	IP: 1.0 WLS: 3 BF: 0 ERA: 5.4	IP: 1.0 WLS: 4 BF: 1 ERA: 0.69	IP: 1.0 WLS: 3 BF: 0 ERA: 5.4	IP: 1.0 WLS: 4 BF: 1 ERA: 0.69	IP: 1.0 WLS: 3 BF: 0 ERA: 5.4	IP: 1.0 WLS: 4 BF: 1 ERA: 0.69	IP: 1.0 WLS: 3 BF: 0 ERA: 5.4	IP: 1.0 WLS: 4 BF: 1 ERA: 0.69	IP: 1.0 WLS: 3 BF: 0 ERA: 5.4	IP: 1.0 WLS: 4 BF: 1 ERA: 0.69	IP: 1.0 WLS: 3 BF: 0 ERA: 5.4	IP: 1.0 WLS: 4 BF: 1 ERA: 0.69	IP: 1.0 WLS: 3 BF: 0 ERA: 5.4	IP: 1.0 WLS: 4 BF: 1 ERA: 0.69	IP: 1.0 WLS: 3 BF: 0 ERA: 5.4	IP: 1.0 WLS: 4 BF: 1 ERA: 0.69	IP: 1.0 WLS: 3 BF: 0 ERA: 5.4	IP: 1.0 WLS: 4 BF: 1 ERA: 0.69

AB	32
R	0
H	7
RBI	0
BB	2
SO	7
LOB	19



Batter	1	2	3	4	5	6	7	8	9	AB	R	H	RBI	BB	SO	LOB	BOTTOM							
8 Shane Victorino, S OBP: 0.292, SLG: 0.391										5	1	2	1	0	1	5	New York Mets @ Philadelphia Phillies Citizens Bank Park, Philadelphia, PA Thu Apr 07 2011, 3:07 PM - 5:29 PM EDT Att: 45,468 - Partly Cloudy - 50 F							
27 Placido Polanco, R OBP: 0.500, SLG: 0.600										5	0	2	4	0	0	3								
11 Jimmy Rollins, S OBP: 0.464, SLG: 0.375										5	0	2	0	0	1	2								
6 Ryan Howard, L OBP: 0.500, SLG: 0.840										4	2	1	0	1	1	4								
10 Ben Francisco, R OBP: 0.370, SLG: 0.600										4	1	1	0	0	2	3								
29 Raul Ibanez, L OBP: 0.407, SLG: 0.478										3	3	1	2	0	1	2								
51 Carlos Ruiz, R OBP: 0.300, SLG: 0.235										4	1	1	1	0	1	3								
21 Wilson Valdez, R OBP: 0.429, SLG: 0.571										4	3	4	3	0	0	0								
34 Roy Halladay, R OBP: 0.333, SLG: 0.333										2	0	1	0	0	1	2								
55 Danyes Baez, R										0	0	0	0	0	0	0								
15 John Mayberry Jr., R OBP: 0.600, SLG: 0.600										1	0	1	0	0	0	0								
57 David Herndon, R										0	0	0	0	0	0	0								
Inning Stats	R: 0 E: 0 K: 1 S: 9	H: 1 LOB: 0 BB: 0 P: 12	R: 0 E: 0 K: 3 S: 9	H: 0 LOB: 1 BB: 1 P: 18	R: 2 E: 1 K: 1 S: 19	H: 3 LOB: 1 BB: 0 P: 27	R: 4 E: 0 K: 2 S: 16	H: 4 LOB: 1 BB: 0 P: 20	R: 2 E: 0 K: 0 S: 10	H: 2 LOB: 1 BB: 0 P: 17	R: 0 E: 0 K: 0 S: 5	H: 1 LOB: 0 BB: 0 P: 7	R: 2 E: 0 K: 1 S: 10	H: 2 LOB: 0 BB: 0 P: 16	R: 1 E: 0 K: 0 S: 12	H: 3 LOB: 2 BB: 0 P: 22	R: 1 E: 0 K: 0 S: 4	H: 0 LOB: 0 BB: 0 P: 11	1B: 12 2B: 3 3B: 0 HR: 1	SF: 0 SAC: 1 DP: 2 HBP: 1	WP: 1 PB: 0 SB: 0 CS: 0	PA: 40		
PITCHER	IP: 4.0 WLS: L BF: 21 ERA: 6.55	IP: 2.0 WLS: 8 BF: 3 ERA: 6.55	IP: 1.0 WLS: 5 BF: 2 ERA: 6.0	IP: 1.0 WLS: 6 BF: 1 ERA: 3.0	IP: 4.0 WLS: L BF: 21 ERA: 6.55	IP: 1.0 WLS: 8 BF: 3 ERA: 6.55	IP: 1.0 WLS: 5 BF: 2 ERA: 6.0	IP: 1.0 WLS: 6 BF: 1 ERA: 3.0	IP: 1.0 WLS: 8 BF: 3 ERA: 6.55	IP: 1.0 WLS: 5 BF: 2 ERA: 6.0	IP: 1.0 WLS: 6 BF: 1 ERA: 3.0	IP: 1.0 WLS: 8 BF: 3 ERA: 6.55	IP: 1.0 WLS: 5 BF: 2 ERA: 6.0	IP: 1.0 WLS: 6 BF: 1 ERA: 3.0	IP: 1.0 WLS: 8 BF: 3 ERA: 6.55	IP: 1.0 WLS: 5 BF: 2 ERA: 6.0	IP: 1.0 WLS: 6 BF: 1 ERA: 3.0	IP: 1.0 WLS: 8 BF: 3 ERA: 6.55	IP: 1.0 WLS: 5 BF: 2 ERA: 6.0	IP: 1.0 WLS: 6 BF: 1 ERA: 3.0	IP: 1.0 WLS: 8 BF: 3 ERA: 6.55	IP: 1.0 WLS: 5 BF: 2 ERA: 6.0	IP: 1.0 WLS: 6 BF: 1 ERA: 3.0	IP: 1.0 WLS: 8 BF: 3 ERA: 6.55

AB	37
R	11
H	16
RBI	11
BB	1
SO	8
LOB	24




Batter	1	2	3	4	5	6	7	8	9	AB	R	H	RBI	BB	SO	LOB	TOP						
8 Shane Victorino, S OBP: 0.321, SLG: 0.407										4	1	2	1	0	0	1	Philadelphia Phillies @ Atlanta Braves Turner Field, Atlanta, GA Fri Apr 08 2011, 7:40 PM - 10:25 PM EDT Att: 51,331 - Cloudy - 76 F						
27 Placido Polanco, R OBP: 0.469, SLG: 0.552										4	0	1	0	0	1	3							
11 Jimmy Rollins, S OBP: 0.406, SLG: 0.321										4	1	0	0	0	0	4							
6 Ryan Howard, L OBP: 0.438, SLG: 0.750										3	0	0	1	0	0	3							
10 Ben Francisco, R OBP: 0.419, SLG: 0.643										3	0	2	1	0	0	0							
29 Raul Ibanez, L OBP: 0.355, SLG: 0.407										4	0	0	0	0	2	3							
51 Carlos Ruiz, R OBP: 0.333, SLG: 0.286										4	1	2	0	0	0	1							
21 Wilson Valdez, R OBP: 0.375, SLG: 0.600										3	0	0	0	0	0	0							
37 Antonio Bastardo, R ERA: 1.8										3	0	0	0	0	0	0							
7 Ross Gload, L OBP: 0.333, SLG: 0.333										1	0	0	0	0	0	1							
33 Cliff Lee, L ERA: 1.84										1	0	1	0	0	0	0							
38 Kyle Kendrick, R ERA: 1.8										1	0	1	0	0	0	0							
5 Pete Orr, L OBP: 0.429, SLG: 0.429										2	0	0	0	0	1	0							
Inning Stats	R: 2 H: 3 E: 0 K: 0 S: 17	L: 3 LOB: 1 BB: 0 P: 24	R: 1 H: 1 E: 1 K: 1 S: 9	L: 1 LOB: 1 BB: 0 P: 12	R: 0 H: 0 E: 0 K: 0 S: 6	L: 0 LOB: 0 BB: 0 P: 10	R: 0 H: 1 E: 0 K: 0 S: 5	L: 1 LOB: 3 BB: 0 P: 9	R: 0 H: 2 E: 1 K: 0 S: 10	L: 2 LOB: 2 BB: 0 P: 14	R: 0 H: 0 E: 0 K: 1 S: 9	L: 0 LOB: 1 BB: 0 P: 14	R: 0 H: 0 E: 0 K: 0 S: 7	L: 0 LOB: 0 BB: 0 P: 8	R: 0 H: 1 E: 0 K: 1 S: 9	L: 1 LOB: 1 BB: 0 P: 13	R: 0 H: 0 E: 0 K: 1 S: 10	L: 0 LOB: 0 BB: 0 P: 11	1B: 7 2B: 1 3B: 0 HR: 0	SF: 1 SAC: 0 DP: 2 HBP: 1	WP: 0 PB: 0 SB: 3 CS: 0	PA: 36	
PITCHER	IP WLS BF H R ER SO BB IBB HBP BLK WP HR S P ERA WHIP	IP WLS BF H R ER SO BB IBB HBP BLK WP HR S P ERA WHIP	IP WLS BF H R ER SO BB IBB HBP BLK WP HR S P ERA WHIP	IP WLS BF H R ER SO BB IBB HBP BLK WP HR S P ERA WHIP	IP WLS BF H R ER SO BB IBB HBP BLK WP HR S P ERA WHIP	IP WLS BF H R ER SO BB IBB HBP BLK WP HR S P ERA WHIP	IP WLS BF H R ER SO BB IBB HBP BLK WP HR S P ERA WHIP	IP WLS BF H R ER SO BB IBB HBP BLK WP HR S P ERA WHIP	IP WLS BF H R ER SO BB IBB HBP BLK WP HR S P ERA WHIP	IP WLS BF H R ER SO BB IBB HBP BLK WP HR S P ERA WHIP	IP WLS BF H R ER SO BB IBB HBP BLK WP HR S P ERA WHIP	IP WLS BF H R ER SO BB IBB HBP BLK WP HR S P ERA WHIP	IP WLS BF H R ER SO BB IBB HBP BLK WP HR S P ERA WHIP	IP WLS BF H R ER SO BB IBB HBP BLK WP HR S P ERA WHIP	IP WLS BF H R ER SO BB IBB HBP BLK WP HR S P ERA WHIP	IP WLS BF H R ER SO BB IBB HBP BLK WP HR S P ERA WHIP	IP WLS BF H R ER SO BB IBB HBP BLK WP HR S P ERA WHIP	IP WLS BF H R ER SO BB IBB HBP BLK WP HR S P ERA WHIP	IP WLS BF H R ER SO BB IBB HBP BLK WP HR S P ERA WHIP	IP WLS BF H R ER SO BB IBB HBP BLK WP HR S P ERA WHIP	IP WLS BF H R ER SO BB IBB HBP BLK WP HR S P ERA WHIP	IP WLS BF H R ER SO BB IBB HBP BLK WP HR S P ERA WHIP	IP WLS BF H R ER SO BB IBB HBP BLK WP HR S P ERA WHIP

AB	34
R	3
H	8
RBI	3
BB	0
SO	4
LOB	19



Batter	1	2	3	4	5	6	7	8	9	AB	R	H	RBI	BB	SO	LOB	BOTTOM						
14 Martín Prado, R OBP: 0.297, SLG: 0.486										5	1	3	1	0	0	0	Philadelphia Phillies @ Atlanta Braves Turner Field, Atlanta, GA Fri Apr 08 2011, 7:40 PM - 10:25 PM EDT Att: 51,331 - Cloudy - 76 F						
13 Nate McLouth, L OBP: 0.300, SLG: 0.286										5	1	2	1	0	1	2							
10 Chipper Jones, S OBP: 0.387, SLG: 0.483										4	0	2	3	1	0	2							
16 Brian McCann, L OBP: 0.452, SLG: 0.433										4	0	2	0	1	2	2							
26 Dan Uggla, R OBP: 0.219, SLG: 0.387										4	0	0	0	0	1	6							
22 Jason Heyward, L OBP: 0.452, SLG: 0.609										3	1	1	0	1	2	2							
2 Alex Gonzalez, R OBP: 0.258, SLG: 0.414										4	1	1	1	0	1	4							
5 Freddie Freeman, L OBP: 0.241, SLG: 0.192										3	2	1	0	0	1	0							
15 Tim Hudson, R ERA: 7.84										4	0	0	0	0	3	3							
39 Jonny Venters, L ERA: 1.8										0	0	0	0	0	0	0							
46 Craig Kimbrel, R ERA: 3.0										0	0	0	0	0	0	0							
Inning Stats	R: 0 H: 1 E: 0 K: 0 S: 10	L: 1 LOB: 2 BB: 1 P: 17	R: 3 H: 4 E: 0 K: 1 S: 16	L: 4 LOB: 1 BB: 0 P: 22	R: 0 H: 1 E: 0 K: 1 S: 10	L: 0 LOB: 1 BB: 0 P: 14	R: 3 H: 4 E: 0 K: 1 S: 20	L: 4 LOB: 3 BB: 1 P: 31	R: 0 H: 1 E: 0 K: 0 S: 9	L: 1 LOB: 1 BB: 0 P: 12	R: 0 H: 1 E: 0 K: 3 S: 13	L: 0 LOB: 1 BB: 0 P: 16	R: 0 H: 0 E: 0 K: 3 S: 12	L: 0 LOB: 0 BB: 0 P: 19	R: 0 H: 0 E: 0 K: 2 S: 11	L: 0 LOB: 1 BB: 1 P: 19	1B: 8 2B: 3 3B: 1 HR: 0	SF: 0 SAC: 0 DP: 0 HBP: 1	WP: 0 PB: 0 SB: 0 CS: 0	PA: 40			
PITCHER	IP WLS BF H R ER SO BB IBB HBP BLK WP HR S P ERA WHIP	IP WLS BF H R ER SO BB IBB HBP BLK WP HR S P ERA WHIP	IP WLS BF H R ER SO BB IBB HBP BLK WP HR S P ERA WHIP	IP WLS BF H R ER SO BB IBB HBP BLK WP HR S P ERA WHIP	IP WLS BF H R ER SO BB IBB HBP BLK WP HR S P ERA WHIP	IP WLS BF H R ER SO BB IBB HBP BLK WP HR S P ERA WHIP	IP WLS BF H R ER SO BB IBB HBP BLK WP HR S P ERA WHIP	IP WLS BF H R ER SO BB IBB HBP BLK WP HR S P ERA WHIP	IP WLS BF H R ER SO BB IBB HBP BLK WP HR S P ERA WHIP	IP WLS BF H R ER SO BB IBB HBP BLK WP HR S P ERA WHIP	IP WLS BF H R ER SO BB IBB HBP BLK WP HR S P ERA WHIP	IP WLS BF H R ER SO BB IBB HBP BLK WP HR S P ERA WHIP	IP WLS BF H R ER SO BB IBB HBP BLK WP HR S P ERA WHIP	IP WLS BF H R ER SO BB IBB HBP BLK WP HR S P ERA WHIP	IP WLS BF H R ER SO BB IBB HBP BLK WP HR S P ERA WHIP	IP WLS BF H R ER SO BB IBB HBP BLK WP HR S P ERA WHIP	IP WLS BF H R ER SO BB IBB HBP BLK WP HR S P ERA WHIP	IP WLS BF H R ER SO BB IBB HBP BLK WP HR S P ERA WHIP	IP WLS BF H R ER SO BB IBB HBP BLK WP HR S P ERA WHIP	IP WLS BF H R ER SO BB IBB HBP BLK WP HR S P ERA WHIP	IP WLS BF H R ER SO BB IBB HBP BLK WP HR S P ERA WHIP	IP WLS BF H R ER SO BB IBB HBP BLK WP HR S P ERA WHIP	IP WLS BF H R ER SO BB IBB HBP BLK WP HR S P ERA WHIP

AB	36
R	6
H	12
RBI	6
BB	3
SO	11
LOB	21



Batter	1	2	3	4	5	6	7	8	9	AB	R	H	RBI	BB	SO	LOB	TOP						
8 Shane Victorino, S OBP: 0.394, SLG: 0.500										5	2	4	1	0	0	0	Philadelphia Phillies @ Atlanta Braves Turner Field, Atlanta, GA Sat Apr 09 2011, 1:12 PM - 3:55 PM EDT Att: 36,296 - Cloudy - 81 F						
27 Placido Polanco, R OBP: 0.405, SLG: 0.471										5	0	0	0	0	1	4							
11 Jimmy Rollins, S OBP: 0.405, SLG: 0.394										5	0	2	0	0	1	3							
6 Ryan Howard, L OBP: 0.432, SLG: 0.719										4	0	1	1	1	0	2							
10 Ben Francisco, R OBP: 0.389, SLG: 0.576										5	0	1	1	0	1	3							
29 Raul Ibanez, L OBP: 0.381, SLG: 0.419										4	2	1	0	1	2	3							
23 Brian Schneider, L 15 John Mayberry Jr., R 57 David Herndon, R 7 Michael Martinez, S 16 J.C. Romero, S 55 Danys Baez, R										2	1	1	2	0	0	0							
21 Wilson Valdez, R OBP: 0.357, SLG: 0.444										3	1	0	0	1	1	1							
44 Roy Oswalt, R 51 Carlos Ruiz, R										2	0	1	0	0	0	0							
										2	2	2	5	0	0	0							
Inning Stats	R: 1 E: 0 K: 1 S: 11	H: 2 LOB: 2 BB: 1 P: 20	R: 0 E: 0 K: 0 S: 9	H: 0 LOB: 0 BB: 0 P: 14	R: 0 E: 0 K: 0 S: 5	H: 1 LOB: 0 BB: 0 P: 8	R: 2 E: 0 K: 1 S: 7	H: 1 LOB: 0 BB: 1 P: 13	R: 0 E: 0 K: 0 S: 10	H: 1 LOB: 0 BB: 0 P: 16	R: 0 E: 0 K: 0 S: 5	H: 1 LOB: 1 BB: 0 P: 7	R: 5 E: 0 K: 2 S: 22	H: 5 LOB: 1 BB: 1 P: 34	R: 2 E: 0 K: 0 S: 14	H: 3 LOB: 1 BB: 0 P: 20	R: 0 E: 0 K: 2 S: 14	H: 1 LOB: 1 BB: 0 P: 20	1B: 7 2B: 7 3B: 0 HR: 2	SF: 0 SAC: 0 DP: 2 HBP: 0	WP: 1 PB: 0 SB: 1 CS: 0	PA: 42	
PITCHER	IP WLS BF H R ER SO BB IBB HBP BLK WP HR S P ERA WHIP	IP WLS BF H R ER SO BB IBB HBP BLK WP HR S P ERA WHIP	IP WLS BF H R ER SO BB IBB HBP BLK WP HR S P ERA WHIP	IP WLS BF H R ER SO BB IBB HBP BLK WP HR S P ERA WHIP	IP WLS BF H R ER SO BB IBB HBP BLK WP HR S P ERA WHIP	IP WLS BF H R ER SO BB IBB HBP BLK WP HR S P ERA WHIP	IP WLS BF H R ER SO BB IBB HBP BLK WP HR S P ERA WHIP	IP WLS BF H R ER SO BB IBB HBP BLK WP HR S P ERA WHIP	IP WLS BF H R ER SO BB IBB HBP BLK WP HR S P ERA WHIP	IP WLS BF H R ER SO BB IBB HBP BLK WP HR S P ERA WHIP	IP WLS BF H R ER SO BB IBB HBP BLK WP HR S P ERA WHIP	IP WLS BF H R ER SO BB IBB HBP BLK WP HR S P ERA WHIP	IP WLS BF H R ER SO BB IBB HBP BLK WP HR S P ERA WHIP	IP WLS BF H R ER SO BB IBB HBP BLK WP HR S P ERA WHIP	IP WLS BF H R ER SO BB IBB HBP BLK WP HR S P ERA WHIP	IP WLS BF H R ER SO BB IBB HBP BLK WP HR S P ERA WHIP	IP WLS BF H R ER SO BB IBB HBP BLK WP HR S P ERA WHIP	IP WLS BF H R ER SO BB IBB HBP BLK WP HR S P ERA WHIP	IP WLS BF H R ER SO BB IBB HBP BLK WP HR S P ERA WHIP	IP WLS BF H R ER SO BB IBB HBP BLK WP HR S P ERA WHIP	IP WLS BF H R ER SO BB IBB HBP BLK WP HR S P ERA WHIP	IP WLS BF H R ER SO BB IBB HBP BLK WP HR S P ERA WHIP	IP WLS BF H R ER SO BB IBB HBP BLK WP HR S P ERA WHIP

AB	39
R	10
H	15
RBI	10
BB	3
SO	6
LOB	16



Batter	1	2	3	4	5	6	7	8	9	AB	R	H	RBI	BB	SO	LOB	BOTTOM						
14 Martin Prado, R OBP: 0.293, SLG: 0.462										4	0	1	0	0	0	0	Philadelphia Phillies @ Atlanta Braves Turner Field, Atlanta, GA Sat Apr 09 2011, 1:12 PM - 3:55 PM EDT Att: 36,296 - Cloudy - 81 F						
13 Nate McLouth, L OBP: 0.265, SLG: 0.250										4	0	0	0	0	0	1							
10 Chipper Jones, S OBP: 0.371, SLG: 0.455										4	0	1	0	0	0	0							
16 Brian McCann, L 27 J.C. Boscan, R										2	0	0	0	1	0	0							
26 Dan Uggla, R										3	0	0	0	1	1	0							
22 Jason Heyward, L OBP: 0.426, SLG: 0.593										4	0	1	0	0	0	3							
2 Alex Gonzalez, R OBP: 0.286, SLG: 0.485										4	1	2	0	0	0	1							
5 Freddie Freeman, L OBP: 0.250, SLG: 0.207										3	1	1	1	0	0	1							
37 Brandon Beachy, R 52 George Sherrill, L 19 Scott Linebrink, R 17 Matt Young, L 50 Cristian Martinez, R										1	0	0	0	0	1	1							
										0	0	0	0	0	0	0							
Inning Stats	R: 0 E: 0 K: 0 S: 6	H: 0 LOB: 0 BB: 0 P: 9	R: 0 E: 0 K: 1 S: 10	H: 0 LOB: 0 BB: 0 P: 15	R: 2 E: 1 K: 0 S: 13	H: 3 LOB: 0 BB: 0 P: 15	R: 0 E: 0 K: 0 S: 10	H: 0 LOB: 0 BB: 0 P: 13	R: 0 E: 0 K: 0 S: 11	H: 1 LOB: 3 BB: 2 P: 25	R: 0 E: 0 K: 0 S: 5	H: 0 LOB: 0 BB: 0 P: 7	R: 0 E: 0 K: 0 S: 7	H: 0 LOB: 0 BB: 0 P: 14	R: 0 E: 0 K: 1 S: 9	H: 1 LOB: 1 BB: 0 P: 14	1B: 3 2B: 4 3B: 0 HR: 0	SF: 0 SAC: 1 DP: 1 HBP: 0	WP: 0 PB: 0 SB: 0 CS: 0	PA: 34			
PITCHER	IP WLS BF H R ER SO BB IBB HBP BLK WP HR S P ERA WHIP	IP WLS BF H R ER SO BB IBB HBP BLK WP HR S P ERA WHIP	IP WLS BF H R ER SO BB IBB HBP BLK WP HR S P ERA WHIP	IP WLS BF H R ER SO BB IBB HBP BLK WP HR S P ERA WHIP	IP WLS BF H R ER SO BB IBB HBP BLK WP HR S P ERA WHIP	IP WLS BF H R ER SO BB IBB HBP BLK WP HR S P ERA WHIP	IP WLS BF H R ER SO BB IBB HBP BLK WP HR S P ERA WHIP	IP WLS BF H R ER SO BB IBB HBP BLK WP HR S P ERA WHIP	IP WLS BF H R ER SO BB IBB HBP BLK WP HR S P ERA WHIP	IP WLS BF H R ER SO BB IBB HBP BLK WP HR S P ERA WHIP	IP WLS BF H R ER SO BB IBB HBP BLK WP HR S P ERA WHIP	IP WLS BF H R ER SO BB IBB HBP BLK WP HR S P ERA WHIP	IP WLS BF H R ER SO BB IBB HBP BLK WP HR S P ERA WHIP	IP WLS BF H R ER SO BB IBB HBP BLK WP HR S P ERA WHIP	IP WLS BF H R ER SO BB IBB HBP BLK WP HR S P ERA WHIP	IP WLS BF H R ER SO BB IBB HBP BLK WP HR S P ERA WHIP	IP WLS BF H R ER SO BB IBB HBP BLK WP HR S P ERA WHIP	IP WLS BF H R ER SO BB IBB HBP BLK WP HR S P ERA WHIP	IP WLS BF H R ER SO BB IBB HBP BLK WP HR S P ERA WHIP	IP WLS BF H R ER SO BB IBB HBP BLK WP HR S P ERA WHIP	IP WLS BF H R ER SO BB IBB HBP BLK WP HR S P ERA WHIP	IP WLS BF H R ER SO BB IBB HBP BLK WP HR S P ERA WHIP	IP WLS BF H R ER SO BB IBB HBP BLK WP HR S P ERA WHIP

AB	31
R	2
H	6
RBI	1
BB	2
SO	3
LOB	7



Batter	1	2	3	4	5	6	7	8	9	AB	R	H	RBI	BB	SO	LOB	TOP								
8 Shane Victorino, S OBP: 0.432, SLG: 0.611										4	2	3	1	0	0	0	Philadelphia Phillies @ Atlanta Braves Turner Field, Atlanta, GA Sun Apr 10 2011, 1:39 PM - 3:58 PM EDT Att: 43,796 - Sunny - 81°F								
27 Placido Polanco, R OBP: 0.390, SLG: 0.447										4	0	1	0	0	0	1									
11 Jimmy Rollins, S OBP: 0.390, SLG: 0.495										4	1	1	0	0	0	1									
6 Ryan Howard, L OBP: 0.390, SLG: 0.639										4	0	0	1	0	0	0									
10 Ben Francisco, R OBP: 0.375, SLG: 0.528										3	0	0	0	1	0	0									
29 Raul Ibanez, L OBP: 0.390, SLG: 0.400										4	0	1	0	0	1	1									
51 Carlos Ruiz, R OBP: 0.414, SLG: 0.538										3	0	2	0	0	1	0									
7 Michael Martinez, S OBP: 0.333, SLG: 0.250										3	0	0	0	0	1	3									
35 Cole Hamels, L										2	0	0	0	0	0	2									
15 John Mayberry Jr., R OBP: 0.571, SLG: 0.371										1	0	0	0	0	0	0									
46 Ryan Madson, L										0	0	0	0	0	0	0									
52 Jose Contreras, R										0	0	0	0	0	0	0									
Inning Stats	R: 0 E: 0 K: 0 S: 6	H: 1 LOB: 0 BB: 0 P: 7	R: 0 E: 0 K: 0 S: 9	H: 0 LOB: 0 BB: 0 P: 12	R: 0 E: 0 K: 1 S: 9	H: 0 LOB: 0 BB: 0 P: 15	R: 1 E: 0 K: 0 S: 10	H: 2 LOB: 0 BB: 0 P: 14	R: 0 E: 0 K: 0 S: 9	H: 2 LOB: 2 BB: 0 P: 16	R: 1 E: 0 K: 0 S: 9	H: 1 LOB: 1 BB: 0 P: 13	R: 0 E: 0 K: 1 S: 12	H: 1 LOB: 0 BB: 0 P: 22	R: 0 E: 0 K: 0 S: 5	H: 0 LOB: 0 BB: 0 P: 6	R: 1 E: 1 K: 1 S: 12	H: 1 LOB: 0 BB: 1 P: 21	1B: 6 2B: 1 3B: 0 HR: 1	SF: 0 SAC: 0 DP: 2 HBP: 0	WP: 0 PB: 0 SB: 0 CS: 1	PA: 34			
PITCHER	IP	WLS	BF	H	R	ER	SO	BB	IBB	HBP	BLK	WP	HR	S	P	ERA	WHIP								
32 Derek Lowe, R ERA: 1.45	7.0	L	26	7	2	2	2	0	0	0	0	0	1	64	99	2.57	1.000								
39 Jonny Venters, L ERA: 1.5	1.0		3	0	0	0	0	0	0	0	0	0	0	5	6	0.00	0.000								
46 Craig Kimbrel, R ERA:	1.0		4	1	1	0	1	1	0	0	0	0	0	12	21	0.00	2.000								

AB 32
R 3
H 8
RBI 2
BB 1
SO 3
LOB 8



Batter	1	2	3	4	5	6	7	8	9	AB	R	H	RBI	BB	SO	LOB	BOTTOM								
14 Martin Prado, R OBP: 0.289, SLG: 0.442										4	0	1	0	0	2	1	Philadelphia Phillies @ Atlanta Braves Turner Field, Atlanta, GA Sun Apr 10 2011, 1:39 PM - 3:58 PM EDT Att: 43,796 - Sunny - 81°F								
13 Nate McLouth, L OBP: 0.289, SLG: 0.286										3	0	1	0	1	1	1									
10 Chipper Jones, S OBP: 0.333, SLG: 0.495										4	0	0	0	0	3										
16 Brian McCann, L OBP: 0.395, SLG: 0.361										4	0	0	0	0	1	1									
26 Dan Uggla, R OBP: 0.200, SLG: 0.316										4	0	0	0	0	2	0									
22 Jason Heyward, L OBP: 0.421, SLG: 0.567										3	0	1	0	0	0	0									
2 Alex Gonzalez, R OBP: 0.289, SLG: 0.472										3	0	1	0	0	1	0									
5 Freddie Freeman, L OBP: 0.257, SLG: 0.219										3	0	1	0	0	1	2									
32 Derek Lowe, R										1	0	0	0	0	1	0									
39 Jonny Venters, L										0	0	0	0	0	0	0									
7 Brooks Conrad, S										1	0	0	0	0	1	0									
46 Craig Kimbrel, R										0	0	0	0	0	0	0									
Inning Stats	R: 0 E: 0 K: 1 S: 8	H: 0 LOB: 0 BB: 0 P: 12	R: 0 E: 0 K: 1 S: 9	H: 0 LOB: 0 BB: 0 P: 13	R: 0 E: 0 K: 2 S: 8	H: 0 LOB: 0 BB: 0 P: 12	R: 0 E: 0 K: 1 S: 9	H: 1 LOB: 1 BB: 0 P: 14	R: 0 E: 0 K: 1 S: 8	H: 0 LOB: 0 BB: 0 P: 14	R: 0 E: 0 K: 1 S: 8	H: 1 LOB: 2 BB: 1 P: 15	R: 0 E: 0 K: 1 S: 12	H: 2 LOB: 2 BB: 0 P: 22	R: 0 E: 0 K: 1 S: 7	H: 1 LOB: 0 BB: 0 P: 10	R: 0 E: 0 K: 1 S: 10	H: 0 LOB: 0 BB: 0 P: 15	1B: 4 2B: 1 3B: 0 HR: 0	SF: 0 SAC: 1 DP: 1 HBP: 0	WP: 0 PB: 0 SB: 0 CS: 0	PA: 32			
PITCHER	IP	WLS	BF	H	R	ER	SO	BB	IBB	HBP	BLK	WP	HR	S	P	ERA	WHIP								
35 Cole Hamels, L ERA: 5.99	7.0	W	26	4	0	0	8	1	0	0	0	0	0	62	102	0.00	0.714								
46 Ryan Madson, R ERA:	1.0	H	3	1	0	0	1	0	0	0	0	0	0	7	10	0.00	1.000								
52 Jose Contreras, R ERA:	1.0	S	3	0	0	0	1	0	0	0	0	0	0	10	15	0.00	0.000								

AB 30
R 0
H 5
RBI 0
BB 1
SO 10
LOB 8



Batter	1	2	3	4	5	6	7	8	9	AB	R	H	RBI	BB	SO	LOB	TOP					
8 Shane Victorino, S OBP: 0.391, SLG: 0.545										3	0	1	0	1	0	2	Philadelphia Phillies @ Washington Nationals Nationals Park, Washington, DC Wed Apr 13 2011, 7:10 PM - 9:40 PM EDT Att: 16,914 - Cloudy - 56 F					
27 Placido Polanco, R OBP: 0.420, SLG: 0.457										3	0	2	1	1	0	2						
11 Jimmy Rollins, S OBP: 0.380, SLG: 0.391										4	1	1	0	0	0	3						
6 Ryan Howard, L OBP: 0.388, SLG: 0.643										3	0	0	1	0	1	2						
10 Ben Francisco, R OBP: 0.354, SLG: 0.465										4	0	0	1	0	0	3						
29 Raul Ibanez, L OBP: 0.313, SLG: 0.349										4	0	0	0	0	3	0						
51 Carlos Ruiz, R OBP: 0.405, SLG: 0.485										3	0	1	0	1	0	0						
21 Wilson Valdez, R OBP: 0.389, SLG: 0.441										3	1	1	0	1	0	1						
34 Roy Halladay, R OBP: 0.167, SLG: 0.167										3	1	0	0	0	1	2						
Inning Stats	R: 0 E: 0 K: 1 S: 9	H: 2 LOB: 1 BB: 0 P: 19	R: 0 E: 0 K: 1 S: 7	H: 0 LOB: 0 BB: 0 P: 11	R: 0 E: 0 K: 0 S: 9	H: 1 LOB: 1 BB: 1 P: 15	R: 1 E: 2 K: 0 S: 5	H: 0 LOB: 0 BB: 0 P: 10	R: 2 E: 0 K: 0 S: 17	H: 3 LOB: 3 BB: 1 P: 29	R: 0 E: 0 K: 1 S: 8	H: 0 LOB: 1 BB: 1 P: 21	R: 0 E: 0 K: 1 S: 8	H: 0 LOB: 0 BB: 0 P: 10	R: 0 E: 0 K: 0 S: 5	H: 0 LOB: 0 BB: 0 P: 10	1B: 5 2B: 1 3B: 0 HR: 0	SF: 0 SAC: 1 DP: 3 HBP: 1	WP: 0 PB: 0 SB: 0 CS: 0	PA: 36		
PITCHER	IP WLS BF H R ER SO BB IBB HBP BLK WP HR S P ERA WHIP	IP WLS BF H R ER SO BB IBB HBP BLK WP HR S P ERA WHIP	IP WLS BF H R ER SO BB IBB HBP BLK WP HR S P ERA WHIP	IP WLS BF H R ER SO BB IBB HBP BLK WP HR S P ERA WHIP	IP WLS BF H R ER SO BB IBB HBP BLK WP HR S P ERA WHIP	IP WLS BF H R ER SO BB IBB HBP BLK WP HR S P ERA WHIP	IP WLS BF H R ER SO BB IBB HBP BLK WP HR S P ERA WHIP	IP WLS BF H R ER SO BB IBB HBP BLK WP HR S P ERA WHIP	IP WLS BF H R ER SO BB IBB HBP BLK WP HR S P ERA WHIP	IP WLS BF H R ER SO BB IBB HBP BLK WP HR S P ERA WHIP	IP WLS BF H R ER SO BB IBB HBP BLK WP HR S P ERA WHIP	IP WLS BF H R ER SO BB IBB HBP BLK WP HR S P ERA WHIP	IP WLS BF H R ER SO BB IBB HBP BLK WP HR S P ERA WHIP	IP WLS BF H R ER SO BB IBB HBP BLK WP HR S P ERA WHIP	IP WLS BF H R ER SO BB IBB HBP BLK WP HR S P ERA WHIP	IP WLS BF H R ER SO BB IBB HBP BLK WP HR S P ERA WHIP	IP WLS BF H R ER SO BB IBB HBP BLK WP HR S P ERA WHIP	IP WLS BF H R ER SO BB IBB HBP BLK WP HR S P ERA WHIP				
31 John Lannan, L ERA: 3.38	6.0	L	26	6	3	2	3	3	0	1	0	0	0	0	0	0	0	0	55	100	3.00	1.500
57 Chad Gaudin, R ERA: 6.75	1.0		4	0	0	0	1	1	0	0	0	0	0	0	0	0	0	0	9	21	0.00	1.000
45 Doug Slaten, L ERA:	1.0		3	0	0	0	1	0	0	0	0	0	0	0	0	0	0	0	8	10	0.00	0.000
55 Brian Broderick, R ERA: 16.2	1.0		3	0	0	0	0	0	0	0	0	0	0	0	0	0	0	0	5	10	0.00	0.000

Philadelphia Phillies @ Washington Nationals
Nationals Park, Washington, DC
Wed Apr 13 2011, 7:10 PM - 9:40 PM EDT
Att: 16,914 - Cloudy - 56 F

AB	30
R	3
H	6
RBI	3
BB	4
SO	5
LOB	15



Batter	1	2	3	4	5	6	7	8	9	AB	R	H	RBI	BB	SO	LOB	BOTTOM					
6 Ian Desmond, R OBP: 0.229, SLG: 0.326										3	0	0	0	1	0	0	Philadelphia Phillies @ Washington Nationals Nationals Park, Washington, DC Wed Apr 13 2011, 7:10 PM - 9:40 PM EDT Att: 16,914 - Cloudy - 56 F					
43 Rick Ankiel, L OBP: 0.304, SLG: 0.317										3	1	1	0	1	0	0						
28 Jayson Werth, R OBP: 0.360, SLG: 0.476										4	1	1	0	0	2	2						
25 Adam LaRoche, L OBP: 0.325, SLG: 0.314										4	0	2	0	0	1	2						
19 Lavnce Nix, L OBP: 0.316, SLG: 0.444										3	0	1	1	0	0	2						
8 Danny Espinosa, S OBP: 0.410, SLG: 0.448										3	0	1	1	0	0	2						
15 Jerry Hairston, R OBP: 0.158, SLG: 0.059										3	0	0	0	0	3	2						
7 Ivan Rodriguez, R OBP: 0.174, SLG: 0.182										4	0	0	0	0	2	2						
31 John Lannan, L										2	0	0	0	0	0	0						
57 Chad Gaudin, R										0	0	0	0	0	0	0						
45 Doug Slaten, L										0	0	0	0	0	0	0						
13 Alex Cora, L OBP: 0.308, SLG: 0.182										1	0	0	0	0	0	0						
55 Brian Broderick, R										0	0	0	0	0	0	0						
Inning Stats	R: 0 E: 0 K: 1 S: 7	H: 0 LOB: 0 BB: 0 P: 9	R: 0 E: 0 K: 1 S: 8	H: 1 LOB: 0 BB: 0 P: 11	R: 0 E: 0 K: 1 S: 13	H: 0 LOB: 2 BB: 2 P: 23	R: 0 E: 0 K: 0 S: 5	H: 1 LOB: 0 BB: 0 P: 8	R: 0 E: 0 K: 1 S: 9	H: 0 LOB: 0 BB: 0 P: 15	R: 0 E: 0 K: 1 S: 8	H: 0 LOB: 1 BB: 0 P: 9	R: 0 E: 0 K: 1 S: 10	H: 0 LOB: 0 BB: 0 P: 12	R: 0 E: 0 K: 0 S: 10	H: 0 LOB: 0 BB: 0 P: 14	R: 2 E: 0 K: 3 S: 18	H: 4 LOB: 2 BB: 0 P: 22	1B: 5 2B: 1 3B: 0 HR: 0	SF: 0 SAC: 1 DP: 1 HBP: 1	WP: 0 PB: 0 SB: 1 CS: 0	PA: 35
PITCHER	IP WLS BF H R ER SO BB IBB HBP BLK WP HR S P ERA WHIP	IP WLS BF H R ER SO BB IBB HBP BLK WP HR S P ERA WHIP	IP WLS BF H R ER SO BB IBB HBP BLK WP HR S P ERA WHIP	IP WLS BF H R ER SO BB IBB HBP BLK WP HR S P ERA WHIP	IP WLS BF H R ER SO BB IBB HBP BLK WP HR S P ERA WHIP	IP WLS BF H R ER SO BB IBB HBP BLK WP HR S P ERA WHIP	IP WLS BF H R ER SO BB IBB HBP BLK WP HR S P ERA WHIP	IP WLS BF H R ER SO BB IBB HBP BLK WP HR S P ERA WHIP	IP WLS BF H R ER SO BB IBB HBP BLK WP HR S P ERA WHIP	IP WLS BF H R ER SO BB IBB HBP BLK WP HR S P ERA WHIP	IP WLS BF H R ER SO BB IBB HBP BLK WP HR S P ERA WHIP	IP WLS BF H R ER SO BB IBB HBP BLK WP HR S P ERA WHIP	IP WLS BF H R ER SO BB IBB HBP BLK WP HR S P ERA WHIP	IP WLS BF H R ER SO BB IBB HBP BLK WP HR S P ERA WHIP	IP WLS BF H R ER SO BB IBB HBP BLK WP HR S P ERA WHIP	IP WLS BF H R ER SO BB IBB HBP BLK WP HR S P ERA WHIP	IP WLS BF H R ER SO BB IBB HBP BLK WP HR S P ERA WHIP	IP WLS BF H R ER SO BB IBB HBP BLK WP HR S P ERA WHIP				
34 Roy Halladay, R ERA: 1.23	9.0	W	35	6	2	2	9	2	0	2	0	0	0	0	0	0	0	0	88	123	2.00	0.889

Philadelphia Phillies @ Washington Nationals
Nationals Park, Washington, DC
Wed Apr 13 2011, 7:10 PM - 9:40 PM EDT
Att: 16,914 - Cloudy - 56 F


AB	31
R	2
H	6
RBI	2
BB	2
SO	9
LOB	14

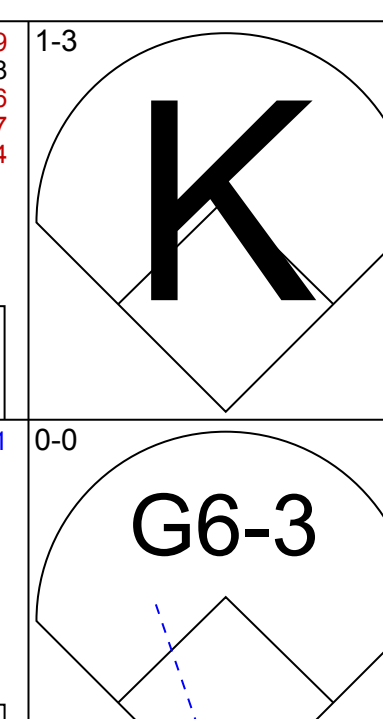
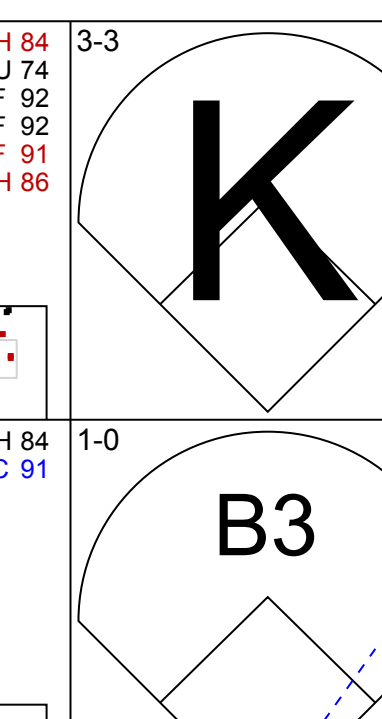
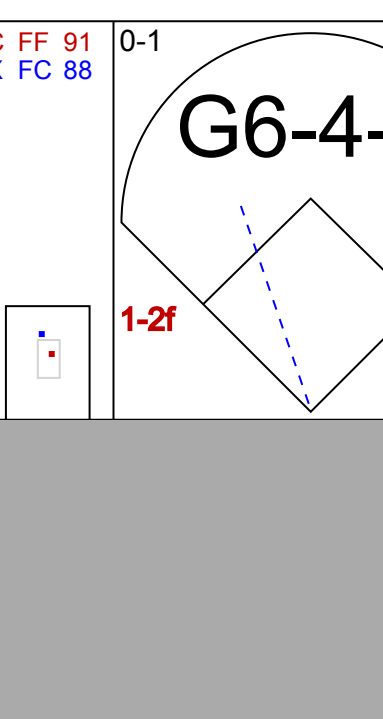
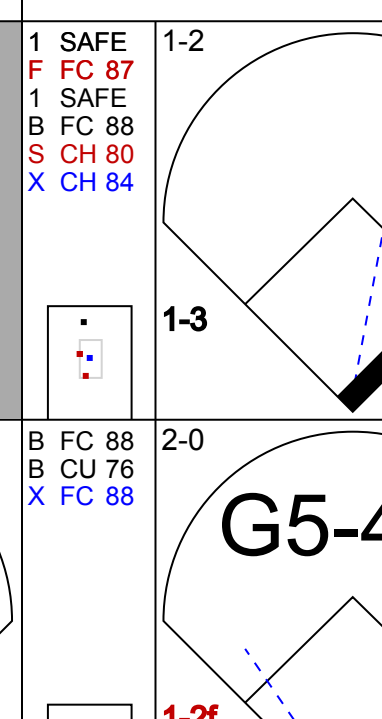
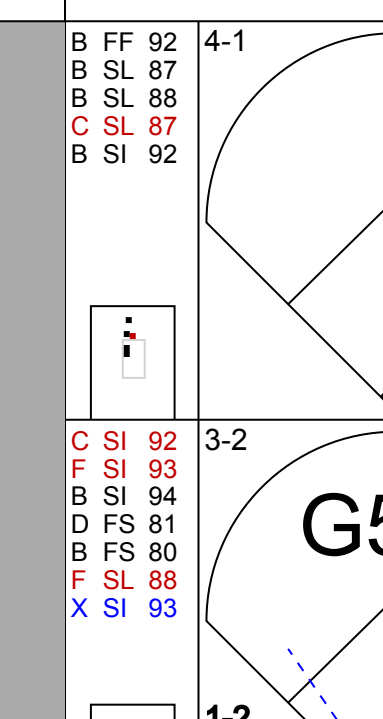
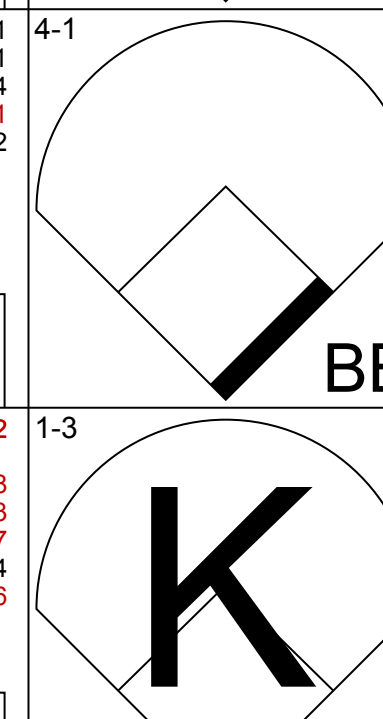

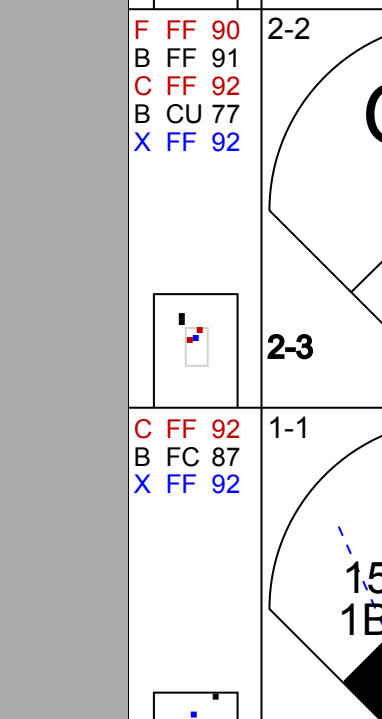

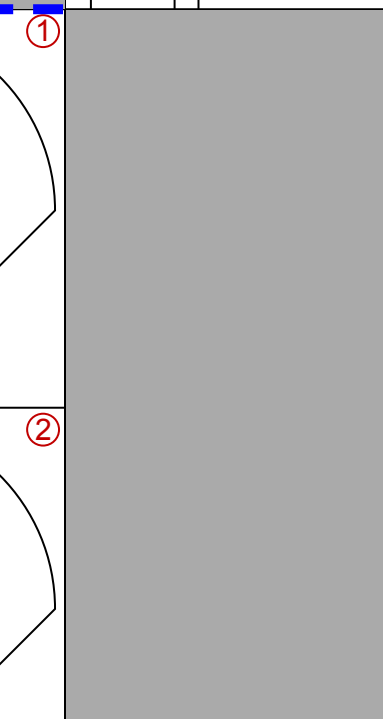

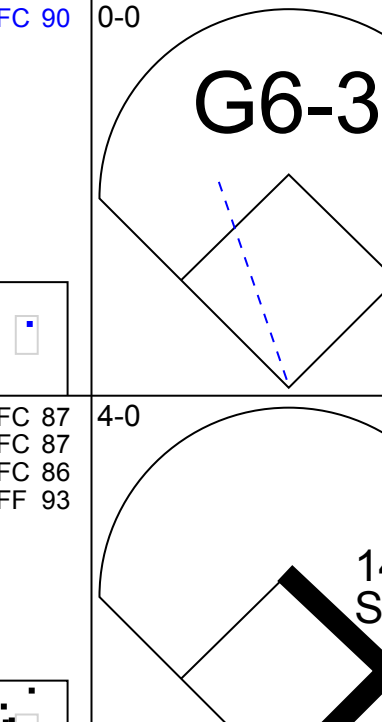
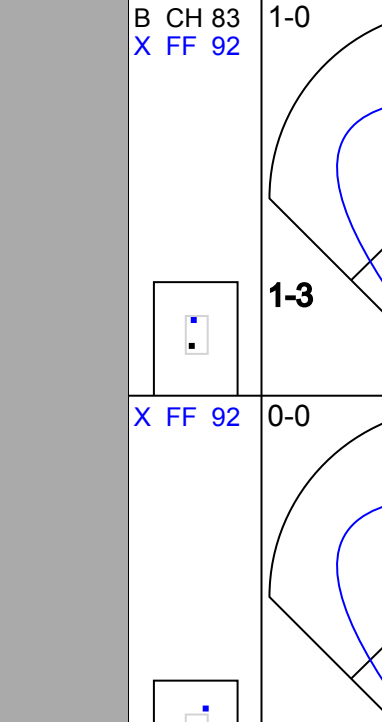
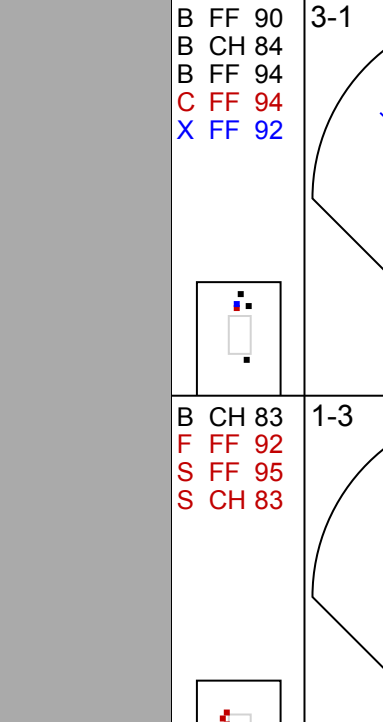

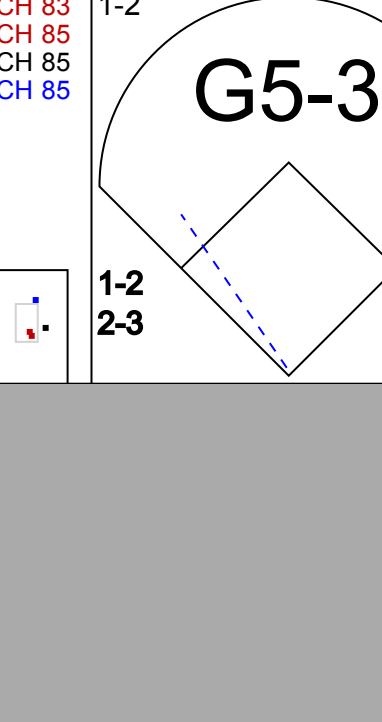
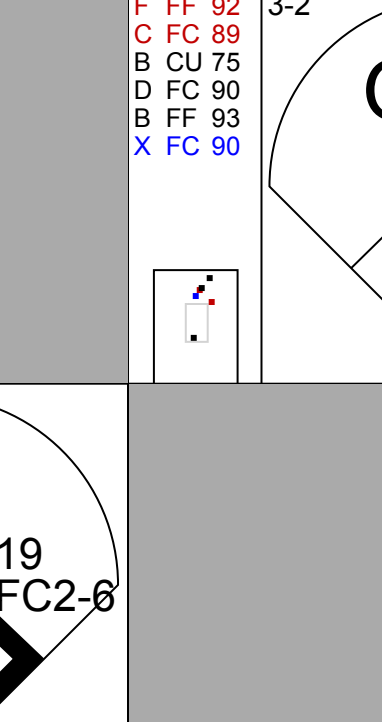
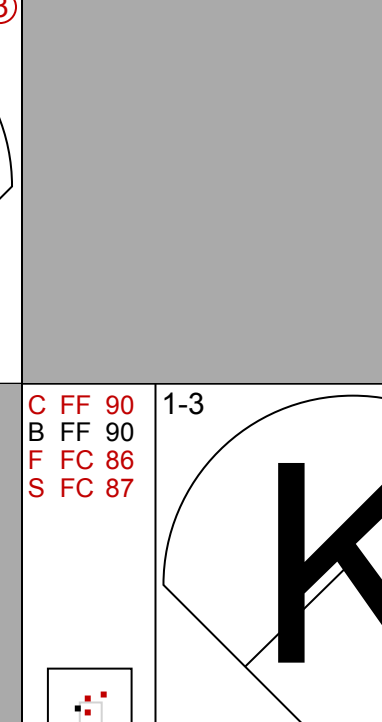
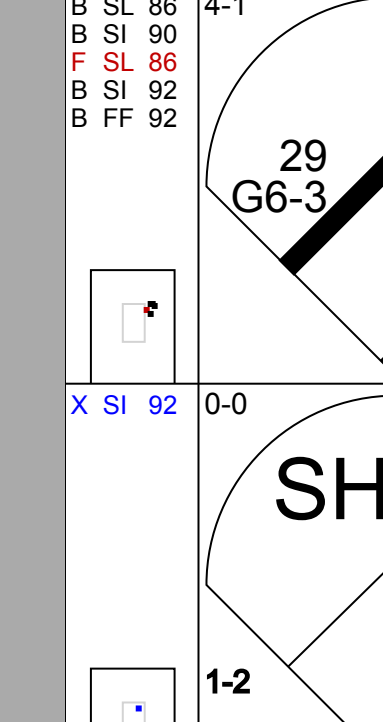

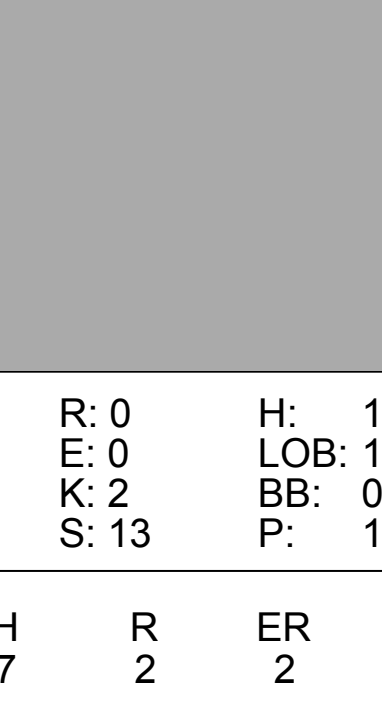
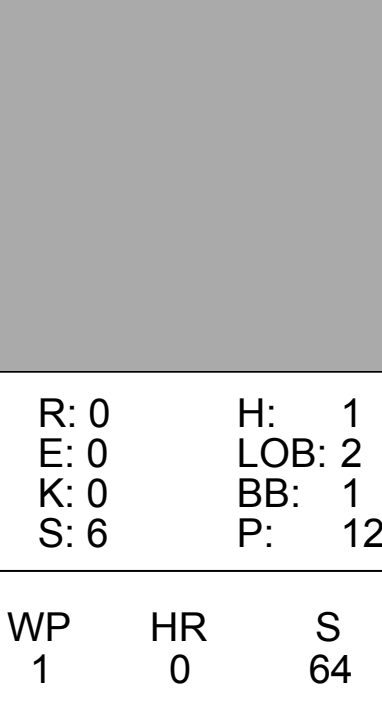
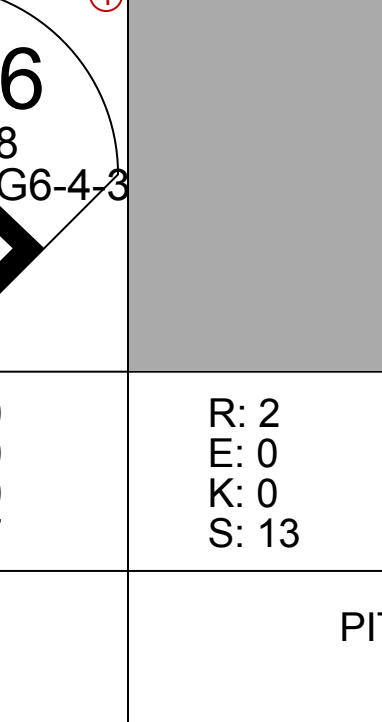
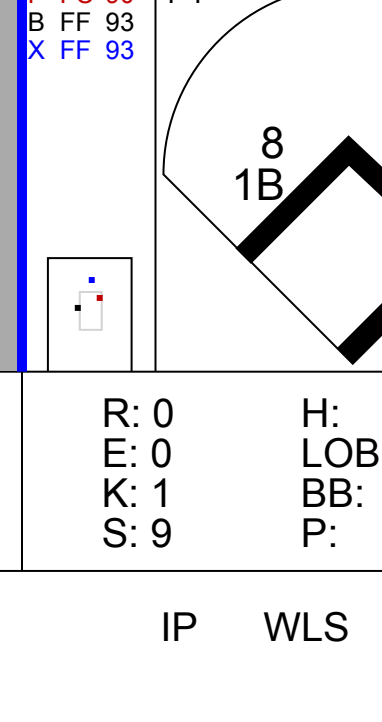
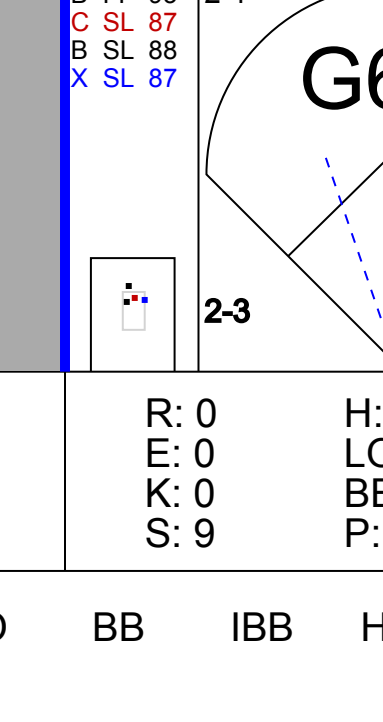
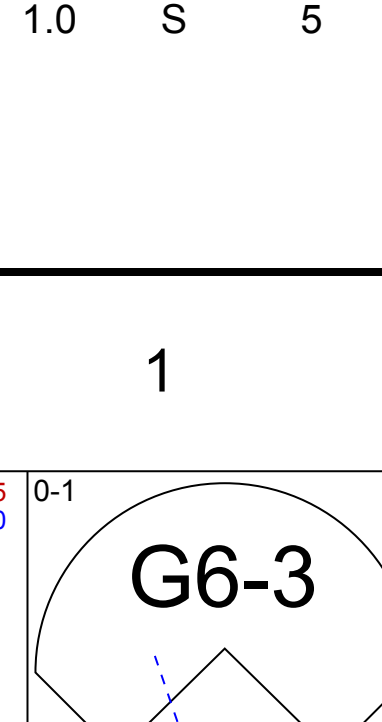
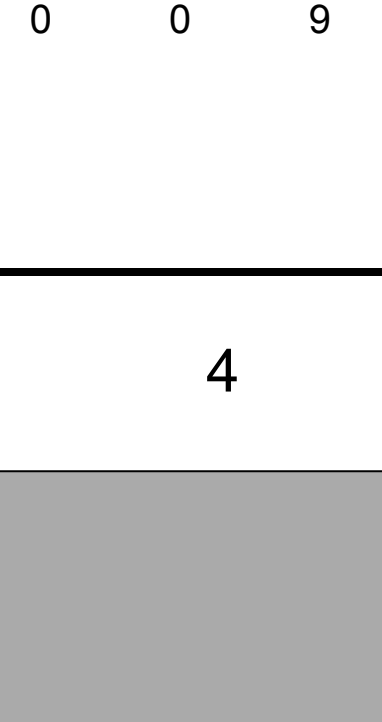
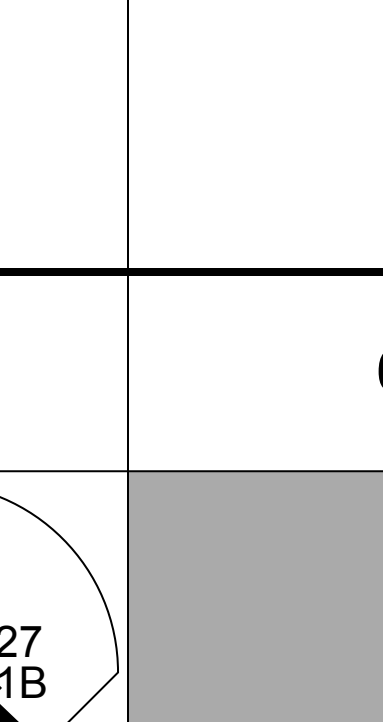
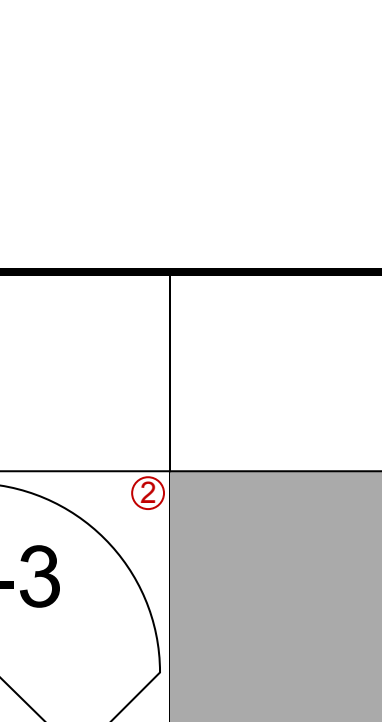
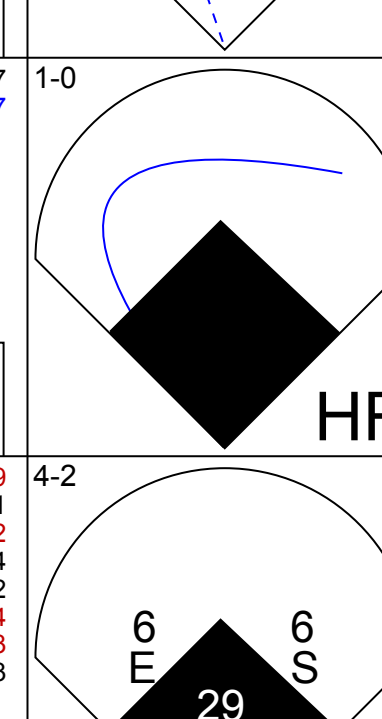

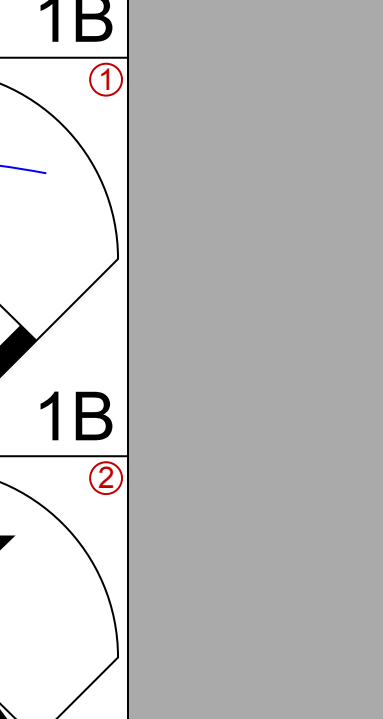

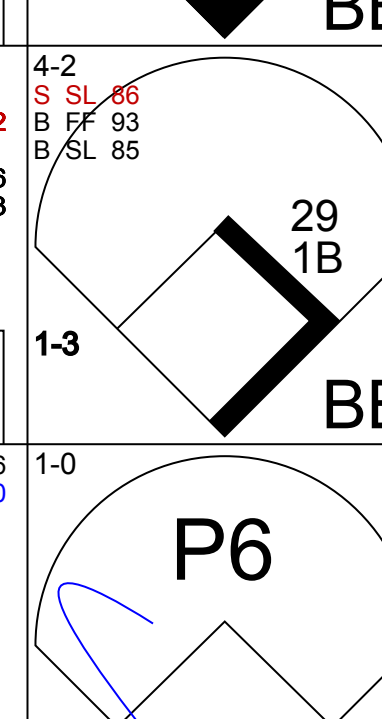

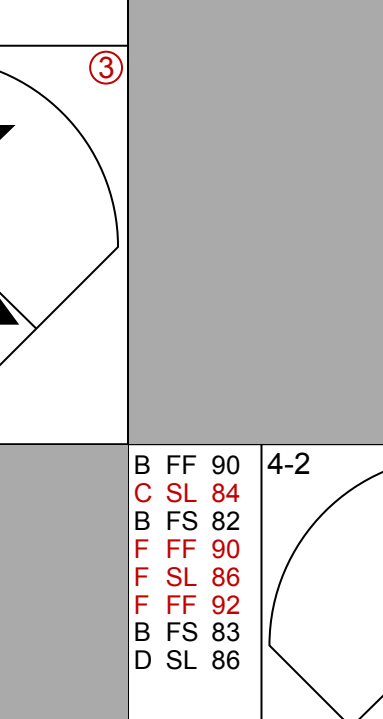
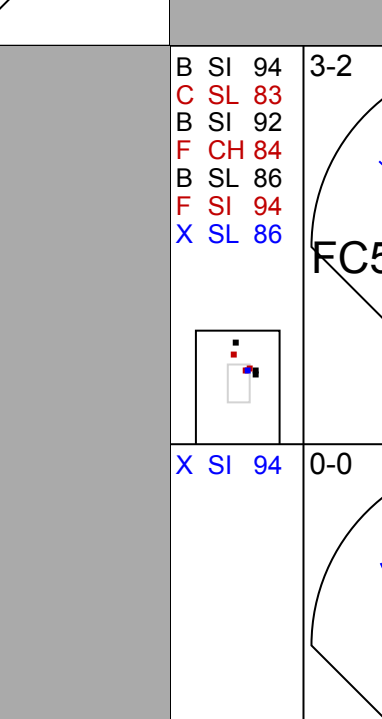
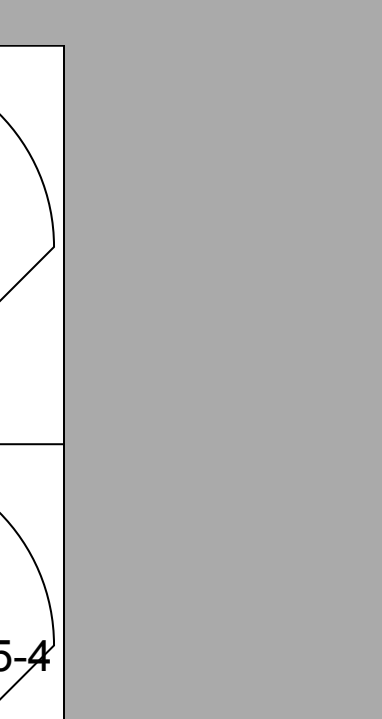
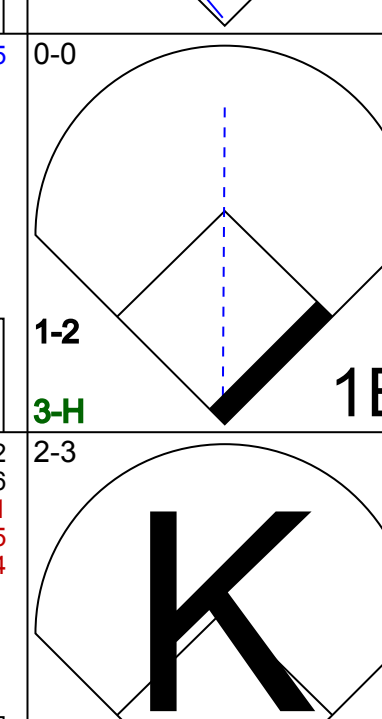


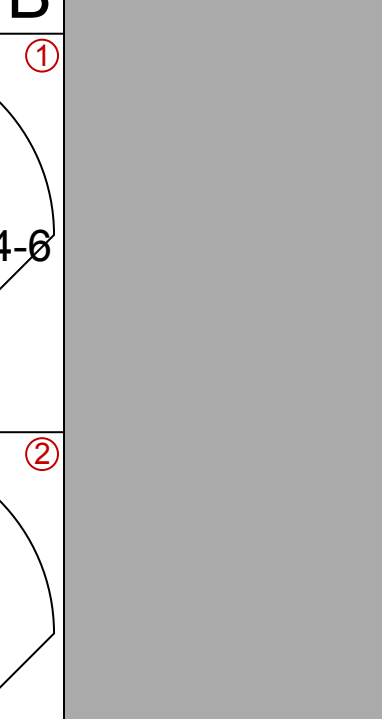



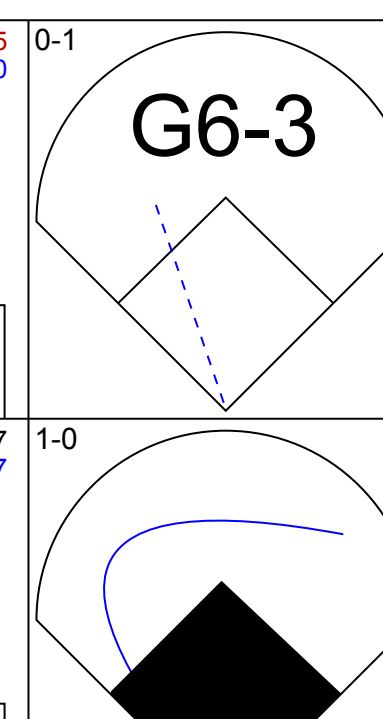
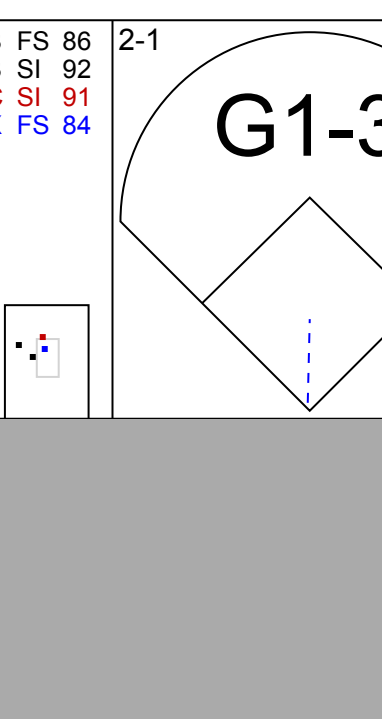
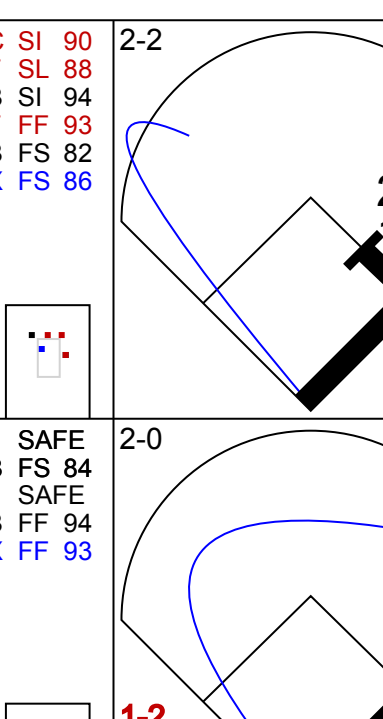
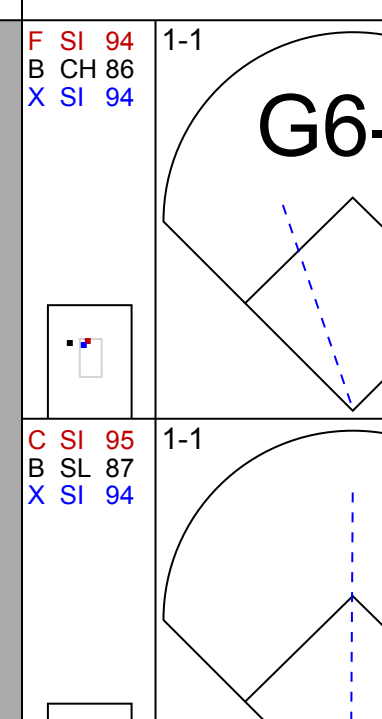
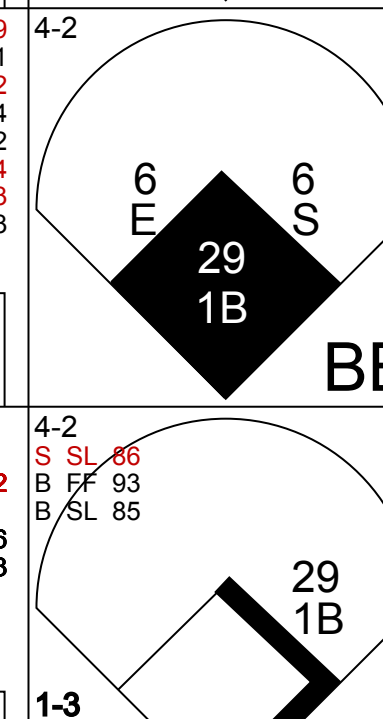
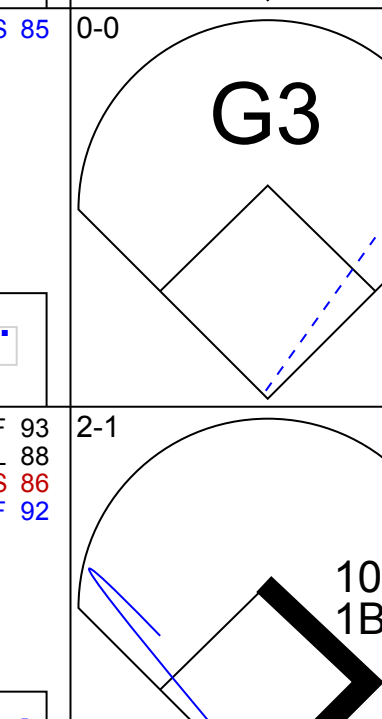
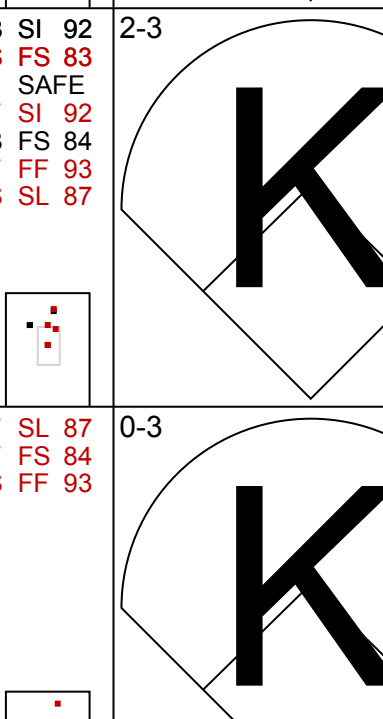
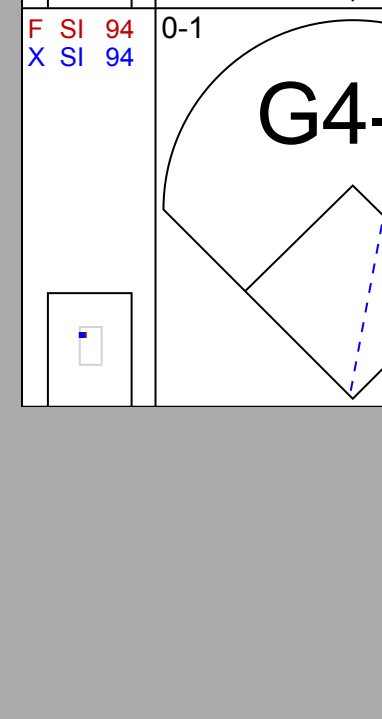

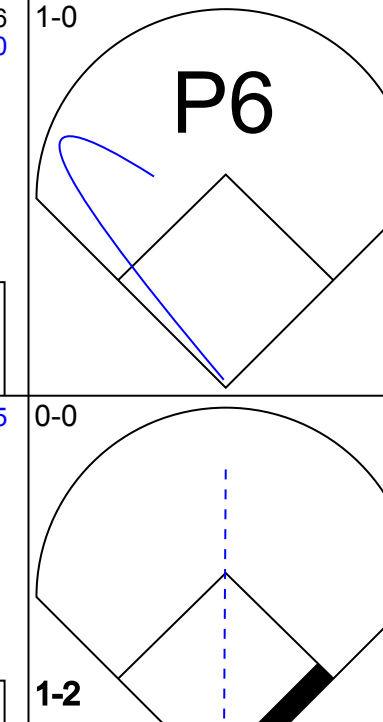
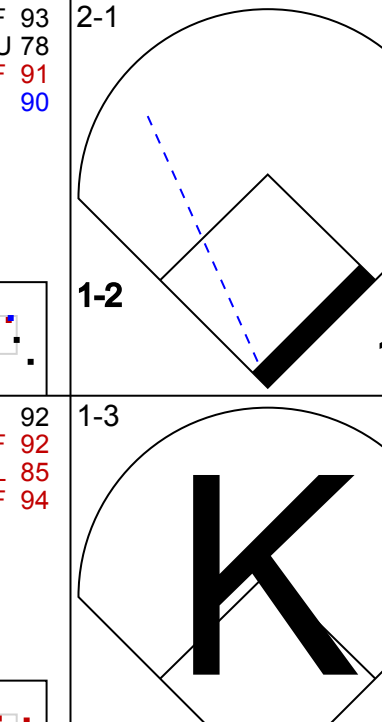


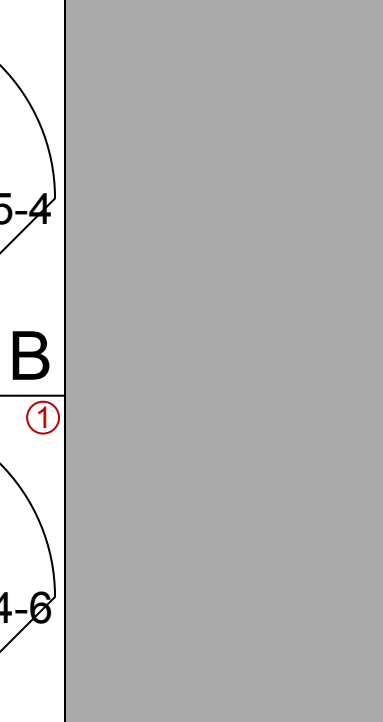




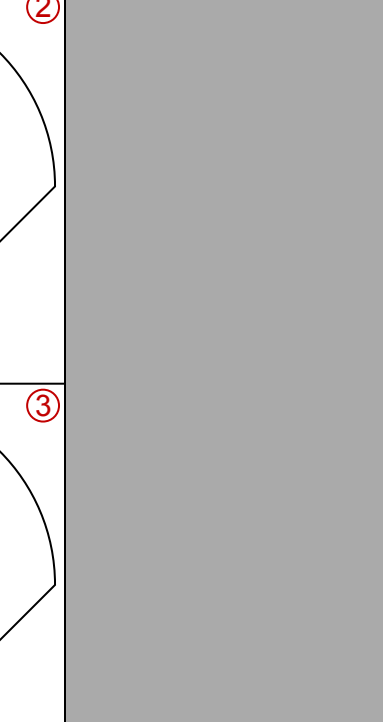
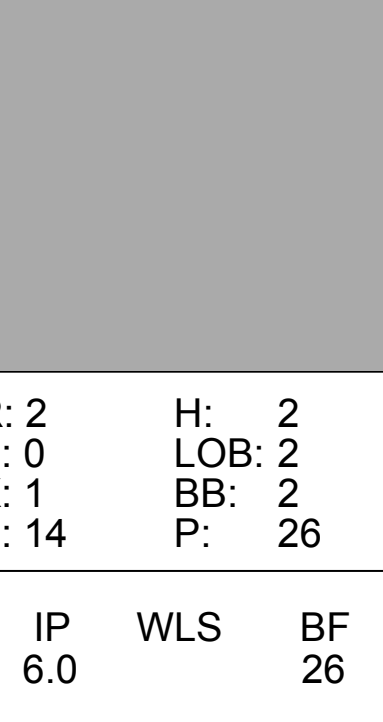
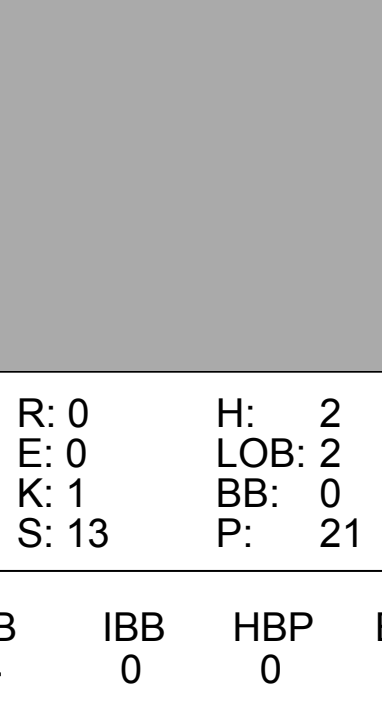

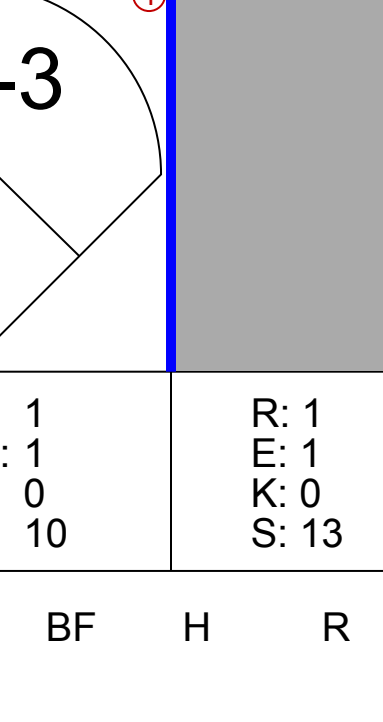




Batter	1	2	3	4	5	6	7	8	9	AB	R	H	RBI	BB	SO	LOB	TOP										
8 Shane Victorino, S (1, 8) OBP: 0.380, SLG: 0.542	G5-3			G3-1		27 E 2B		K		4	1	1	0	0	1	3	Philadelphia Phillies @ Washington Nationals Nationals Park, Washington, DC Thu Apr 14 2011, 7:07 PM - 9:12 PM EDT Att: 24,875 - Clear - 69 F										
27 Placido Polanco, R (1, 5) OBP: 0.407, SLG: 0.440	G3			K		E5 1B		FC4-6 1B		4	0	1	1	0	1	2											
11 Jimmy Rollins, S (1, 6) OBP: 0.370, SLG: 0.380	G4-3			L3		F7				4	0	1	1	0	0	1											
6 Ryan Howard, L (1, 3) OBP: 0.358, SLG: 0.587		G3			F8		G3-1	K		4	0	0	0	0	1	2											
10 Ben Francisco, R (1, 9) OBP: 0.327, SLG: 0.426		G6-3			L9		F8		G6-3	4	0	0	0	0	0	0											
29 Raul Ibanez, L (1, 7) OBP: 0.288, SLG: 0.319			K		G4-3		F7		G3-1	4	0	0	0	0	1	0											
51 Carlos Ruiz, R (1, 2) OBP: 0.415, SLG: 0.568			K			HR		F7		4	2	2	1	0	1	0											
21 Wilson Valdez, R (1, 4) OBP: 0.385, SLG: 0.432			L9			G1-4-3		FC4-6 1B		3	1	1	0	0	0	0											
33 Cliff Lee, L (1, 1)			K			G6-3		E4 FC4-6		3	0	0	0	0	1	2											
Inning Stats	R: 0 H: 0 E: 0 K: 0 S: 5	H: 0 R: 0 LOB: 0 BB: 0 P: 8	R: 0 H: 0 E: 0 K: 1 S: 9	H: 0 R: 0 LOB: 0 BB: 0 P: 11	R: 0 H: 0 E: 0 K: 2 S: 10	H: 0 R: 0 LOB: 0 BB: 0 P: 14	R: 0 H: 0 E: 0 K: 1 S: 10	H: 0 R: 0 LOB: 0 BB: 0 P: 13	R: 0 H: 0 E: 0 K: 0 S: 6	H: 0 R: 0 LOB: 0 BB: 0 P: 8	R: 0 H: 0 E: 0 K: 0 S: 5	H: 0 R: 0 LOB: 0 BB: 0 P: 7	R: 0 H: 0 E: 0 K: 2 S: 15	H: 0 R: 0 LOB: 0 BB: 0 P: 17	R: 0 H: 0 E: 0 K: 0 S: 6	H: 0 R: 0 LOB: 0 BB: 0 P: 8		1B: 4 2B: 1 3B: 0 HR: 1	SF: 0 SAC: 0 DP: 0 HBP: 0	WP: 0 PB: 0 SB: 0 CS: 0	PA: 34						
PITCHER	IP	WLS	BF	H	R	ER	SO	BB	IBB	HBP	BLK	WP	HR	S	P	ERA	WHIP										
27 Jordan Zimmermann, R (1, 1) ERA: 2.45	7.0	L	27	5	4	1	4	0	0	0	0	0	1	64	85	1.29	0.714										
22 Drew Storen, R (8, 1) ERA: 1.23	0.2		3	1	0	0	1	0	0	0	0	0	0	8	8	0.00	1.500										
45 Doug Slaten, L (8, 1) ERA:	0.1		1	0	0	0	1	0	0	0	0	0	0	3	3	0.00	0.000										
55 Brian Broderick, R (9, 1) ERA: 12.46	1.0		3	0	0	0	0	0	0	0	0	0	0	6	8	0.00	0.000										

Batter	1	2	3	4	5	6	7	8	9	AB	R	H	RBI	BB	SO	LOB	BOTTOM										
6 Ian Desmond, R (1, 6) OBP: 0.212, SLG: 0.300	K		K			K			L9	4	0	0	0	0	3	2	Philadelphia Phillies @ Washington Nationals Nationals Park, Washington, DC Thu Apr 14 2011, 7:07 PM - 9:12 PM EDT Att: 24,875 - Clear - 69 F										
43 Rick Ankiel, L (1, 8) OBP: 0.280, SLG: 0.289	G4-3			G1-3			K		F8	4	0	0	0	0	1	1											
28 Jayson Werth, R (1, 9) OBP: 0.333, SLG: 0.435	K			F8		K		FC6-4		4	0	0	0	0	2	1											
25 Adam LaRoche, L (1, 3) OBP: 0.302, SLG: 0.289		F8		L4		K				3	0	0	0	0	1	0											
3 Wilson Ramos, R (1, 2) OBP: 0.538, SLG: 0.545		K			38 CS 1B			BB		2	0	1	0	1	1	0											
38 Michael Morse, R (1, 7) OBP: 0.250, SLG: 0.133		G4-3		K		K		K		3	0	0	0	0	2	2											
8 Danny Espinosa, S (1, 4) OBP: 0.405, SLG: 0.469				P6				K		3	0	1	0	0	1	1											
15 Jerry Hairston, R (1, 5) OBP: 0.136, SLG: 0.050				F8		L8		P5		3	0	0	0	0	0	2											
27 Jordan Zimmermann, R (1, 1) OBP: 0.143, SLG: 0.143				FC6-2		K				2	0	0	0	0	1	1											
22 Drew Storen, S (8, 1) ERA: 1.23										0	0	0	0	0	0	0											
45 Doug Slaten, L (8, 1) ERA:										0	0	0	0	0	0	0											
55 Brian Broderick, R (9, 1) ERA: 12.46										0	0	0	0	0	0	0											
26 Jesus Flores, R (9, PH) OBP: 1.000, SLG: 1.000										1	0	1	0	0	0	0											
Inning Stats	R: 0 H: 0 E: 0 K: 2 S: 7	H: 0 R: 0 LOB: 0 BB: 0 P: 11	R: 0 H: 0 E: 0 K: 1 S: 7	H: 0 R: 0 LOB: 0 BB: 0 P: 8	R: 0 H: 1 E: 0 K: 1 S: 11	H: 0 R: 0 LOB: 0 BB: 0 P: 15	R: 0 H: 0 E: 0 K: 0 S: 5	H: 0 R: 0 LOB: 0 BB: 0 P: 6	R: 0 H: 0 E: 0 K: 0 S: 8	H: 0 R: 0 LOB: 0 BB: 0 P: 12	R: 0 H: 0 E: 0 K: 2 S: 7	H: 0 R: 0 LOB: 0 BB: 0 P: 9	R: 0 H: 0 E: 0 K: 3 S: 9	H: 0 R: 0 LOB: 0 BB: 0 P: 11	R: 0 H: 0 E: 0 K: 2 S: 10	H: 0 R: 0 LOB: 1 BB: 1 P: 16	R: 0 H: 1 E: 0 K: 0 S: 10	H: 1 R: 0 LOB: 1 BB: 0 P: 11	1B: 2 2B: 2 3B: 0 HR: 0	SF: 0 SAC: 0 DP: 1 HBP: 0	WP: 0 PB: 0 SB: 0 CS: 1	PA: 30					
PITCHER	IP	WLS	BF	H	R	ER	SO	BB	IBB	HBP	BLK	WP	HR	S	P	ERA	WHIP										
33 Cliff Lee, L (1, 1) ERA: 4.19	9.0	W	30	3	0	0	12	1	0	0	0	0	0	74	99	0.00	0.444										

livebaseballscores.com




Batter	1	2	3	4	5	6	7	8	9	AB	R	H	RBI	BB	SO	LOB	TOP							
8 Chris Coghlan, L (1, 8) OBP: 0.348, SLG: 0.450										4	0	1	0	1	2	1	Florida Marlins @ Philadelphia Phillies Citizens Bank Park, Philadelphia, PA Sun Apr 17 2011, 1:40 PM - 4:29 PM EDT Att: 45,716 - Sunny - 58 F							
13 Omar Infante, R (1, 4) OBP: 0.296, SLG: 0.288										5	1	1	0	0	0	4								
2 Hanley Ramirez, R (1, 6) OBP: 0.358, SLG: 0.333										3	0	1	0	1	0	1								
27 Giancarlo Stanton, R (1, 9) OBP: 0.296, SLG: 0.323										4	1	1	1	0	2	2								
15 Gaby Sanchez, R (1, 3) OBP: 0.419, SLG: 0.472										4	0	2	0	0	1	1								
20 Logan Morrison, L (1, 7) OBP: 0.429, SLG: 0.654										2	0	1	1	1	1	1								
14 John Buck, R (1, 2) OBP: 0.250, SLG: 0.358										3	0	0	0	1	1	4								
33 Scott Cousins, L (9, PR) OBP: 0.300, SLG: 0.222										0	0	0	0	0	0	0								
18 Wes Helms, R (1, 5) OBP: 0.333, SLG: 0.412										2	0	0	0	0	1	1								
19 Anibal Sánchez, R (1, 1) 1 Emilio Bonifacio, S (7, PH) 58 Ryan Webb, R (7, 1) 29 Greg Dobbs, L (9, PH) OBP: 0.455, SLG: 0.632										1	0	1	0	0	0	0								
Inning Stats	R: 0 E: 0 K: 2 S: 11	H: 0 LOB: 1 BB: 1 P: 17	R: 0 E: 0 K: 2 S: 13	H: 1 LOB: 1 BB: 0 P: 18	R: 0 E: 0 K: 2 S: 7	H: 0 LOB: 0 BB: 0 P: 12	R: 0 E: 0 K: 0 S: 6	H: 1 LOB: 2 BB: 1 P: 12	R: 0 E: 1 K: 0 S: 5	H: 0 LOB: 0 BB: 0 P: 7	R: 2 E: 0 K: 0 S: 13	H: 3 LOB: 1 BB: 0 P: 21	R: 0 E: 0 K: 1 S: 9	H: 2 LOB: 1 BB: 0 P: 14	R: 0 E: 0 K: 2 S: 10	H: 1 LOB: 1 BB: 0 P: 16	R: 0 E: 0 K: 0 S: 9	H: 0 LOB: 3 BB: 2 P: 22	1B: 6 2B: 2 3B: 0 HR: 0	SF: 1 SAC: 1 DP: 2 HBP: 0	WP: 1 PB: 0 SB: 3 CS: 0	PA: 38		
PITCHER	IP WLS BF ERA WHIP	IP WLS BF ERA WHIP	IP WLS BF ERA WHIP	IP WLS BF ERA WHIP	IP WLS BF ERA WHIP	IP WLS BF ERA WHIP	IP WLS BF ERA WHIP	IP WLS BF ERA WHIP	IP WLS BF ERA WHIP	IP WLS BF ERA WHIP	IP WLS BF ERA WHIP	IP WLS BF ERA WHIP	IP WLS BF ERA WHIP	IP WLS BF ERA WHIP	IP WLS BF ERA WHIP	IP WLS BF ERA WHIP	IP WLS BF ERA WHIP	IP WLS BF ERA WHIP	IP WLS BF ERA WHIP	IP WLS BF ERA WHIP	IP WLS BF ERA WHIP	IP WLS BF ERA WHIP	IP WLS BF ERA WHIP	
35 Cole Hamels, L (1, 1) ERA: 4.32	7.0	29	7	2	2	7	2	0	0	0	0	1	0	64	101	2.57	1.286							
46 Ryan Madson, R (8, 1) ERA:	1.0	W 4	1	0	0	2	0	0	0	0	0	0	0	10	16	0.00	1.000							
52 Jose Contreras, R (9, 1) ERA:	1.0	S 5	0	0	0	0	2	0	0	0	0	0	0	9	22	0.00	2.000							

Batter	1	2	3	4	5	6	7	8	9	AB	R	H	RBI	BB	SO	LOB	BOTTOM							
8 Shane Victorino, S (1, 8) OBP: 0.373, SLG: 0.491										4	0	1	0	0	0	0	Florida Marlins @ Philadelphia Phillies Citizens Bank Park, Philadelphia, PA Sun Apr 17 2011, 1:40 PM - 4:29 PM EDT Att: 45,716 - Sunny - 58 F							
27 Placido Polanco, R (1, 5) OBP: 0.413, SLG: 0.492										4	1	3	1	0	0	0								
11 Jimmy Rollins, S (1, 6) OBP: 0.355, SLG: 0.368										3	1	0	0	1	1	2								
6 Ryan Howard, L (1, 3) OBP: 0.344, SLG: 0.538										3	1	1	0	1	1	1								
10 Ben Francisco, R (1, 9) OBP: 0.351, SLG: 0.431										3	0	2	0	1	0	2								
29 Raul Ibanez, L (1, 7) OBP: 0.300, SLG: 0.327										4	0	1	1	0	1	5								
51 Carlos Ruiz, R (1, 2) OBP: 0.367, SLG: 0.523										3	0	0	1	0	2	3								
21 Wilson Valdez, R (1, 4) OBP: 0.372, SLG: 0.400										3	0	0	0	1	2	2								
35 Cole Hamels, L (1, 1) 7 Ross Gload, L (7, PH) 46 Ryan Madson, L (8, 1) 52 Jose Contreras, R (9, 1) OBP: 0.200, SLG: 0.200										2	0	0	0	0	1	1								
Inning Stats	R: 2 E: 0 K: 1 S: 14	H: 2 LOB: 2 BB: 2 P: 26	R: 0 E: 0 K: 0 S: 8	H: 0 LOB: 1 BB: 1 P: 16	R: 0 E: 0 K: 1 S: 13	H: 2 LOB: 0 BB: 0 P: 21	R: 0 E: 0 K: 2 S: 10	H: 0 LOB: 0 BB: 0 P: 12	R: 0 E: 0 K: 2 S: 12	H: 2 LOB: 1 BB: 0 P: 18	R: 0 E: 0 K: 2 S: 14	H: 0 LOB: 1 BB: 1 P: 20	R: 0 E: 0 K: 0 S: 8	H: 1 LOB: 1 BB: 0 P: 10	R: 1 E: 1 K: 0 S: 13	H: 1 LOB: 1 BB: 0 P: 19		R: 0 E: 0 K: 0 S: 9	H: 0 LOB: 3 BB: 2 HR: 1	SF: 1 SAC: 0 DP: 1 HBP: 0	WP: 0 PB: 0 SB: 1 CS: 0	PA: 35		
PITCHER	IP WLS BF ERA WHIP	IP WLS BF ERA WHIP	IP WLS BF ERA WHIP	IP WLS BF ERA WHIP	IP WLS BF ERA WHIP	IP WLS BF ERA WHIP	IP WLS BF ERA WHIP	IP WLS BF ERA WHIP	IP WLS BF ERA WHIP	IP WLS BF ERA WHIP	IP WLS BF ERA WHIP	IP WLS BF ERA WHIP	IP WLS BF ERA WHIP	IP WLS BF ERA WHIP	IP WLS BF ERA WHIP	IP WLS BF ERA WHIP	IP WLS BF ERA WHIP	IP WLS BF ERA WHIP	IP WLS BF ERA WHIP	IP WLS BF ERA WHIP	IP WLS BF ERA WHIP	IP WLS BF ERA WHIP	IP WLS BF ERA WHIP	
19 Anibal Sánchez, R (1, 1) ERA: 5.51	6.0	26	6	2	2	8	4	0	0	0	0	0	0	71	113	3.00	1.667							
58 Ryan Webb, R (7, 1) ERA: 2.79	2.0	L 9	2	1	0	0	0	0	0	0	0	0	0	21	29	0.00	1.000							

Batter	1	2	3	4	5	6	7	8	9	10	11	12	AB	R	H	RBI	BB	SO	LOB	TOP				
23 Rickie Weeks Jr., R OBP: 0.338, SLG: 0.493	G6-3		G1-3		G5-3		P3		P3			27 SH 8 SF8 BB	5	1	0	0	1	0	3					
27 Carlos Gómez, R OBP: 0.262, SLG: 0.286	G6-3		8 1B		G5-3		K					14 WP 3 SF7 28 HBP	5	2	2	1	0	1	2					
8 Ryan Braun, R OBP: 0.471, SLG: 0.625	1B		2H 1B									SF8	4	1	3	2	1	0	1					
28 Prince Fielder, L OBP: 0.391, SLG: 0.557	K		F7		K							3H 3 SF7 14 WP 20 1B HBP	5	1	1	0	0	3	4					
14 Casey McGehee, R OBP: 0.318, SLG: 0.367	E6		3-1-6-3		2B		P6		G6-3			20 1B 3 SF7 IBB	5	0	1	0	1	0	2					
3 Yunesky Betancourt, R OBP: 0.224, SLG: 0.245	G1-6-3		1-2		G6-3		G5-3		G5-3			SF7	5	0	0	2	0	0	3					
25 Mark Kotsay, L OBP: 0.333, SLG: 0.250	K		F7		F7		F7					20 1B IBB	4	0	0	0	2	1	1					
20 Jonathan Lucroy, R OBP: 0.400, SLG: 0.421			18 SH3 27 1B		G5-3		18 SH1-4		K			33 3B-6 BB	5	1	3	1	1	1	3					
18 Shaun Marcum, R ERA: 3.26			23 6-3 1B				SH1-4		F8			G3-6												
Inning Stats	R: 0 E: 0 K: 1 S: 11	H: 1 LOB: 1 BB: 0 P: 14	R: 0 E: 1 K: 1 S: 8	H: 0 LOB: 0 BB: 0 P: 13	R: 2 E: 0 K: 0 S: 11	H: 3 LOB: 1 BB: 0 P: 16	R: 0 E: 0 K: 0 S: 9	H: 1 LOB: 1 BB: 0 P: 10	R: 0 E: 0 K: 1 S: 14	H: 1 LOB: 2 BB: 1 P: 23	R: 0 E: 0 K: 1 S: 11	H: 1 LOB: 1 BB: 0 P: 15	R: 1 E: 0 K: 1 S: 10	H: 2 LOB: 2 BB: 1 P: 19	R: 0 E: 0 K: 1 S: 9	H: 0 LOB: 0 BB: 0 P: 9	R: 0 E: 0 K: 0 S: 7	H: 0 LOB: 0 BB: 1 P: 13	R: 3 E: 1 K: 0 S: 9	H: 1 LOB: 2 BB: 3 P: 27	1B: 9 2B: 2 3B: 0 HR: 0	SF: 2 SAC: 3 DP: 2 HBP: 1	WP: 1 PB: 0 SB: 1 CS: 0	PA: 53
PITCHER	IP 7.0	WLS 29	BF 29	H 7	R 2	ER 2	SO 4	BB 0	IBB 0	HBP 0	BLK 0	WP 0	HR 0	S 69	P 98	ERA 9.00	WHIP 2.00							
56 Joe Blanton, R ERA: 7.27													PITCHER											
46 Ryan Madson, R ERA: 1.5													37 Antonio Bastardo, L ERA: 3.08											
16 J.C. Romero, L ERA: 3.86													38 Kyle Kendrick, R ERA: 3.0											
57 David Herndon, R ERA: 5.14																								
52 Jose Contreras, R ERA:																								

Milwaukee Brewers @ Philadelphia Phillies
Citizens Bank Park, Philadelphia, PA
Mon Apr 18 2011, 7:10 PM - 11:14 PM EDT
Att. 45,637 - Partly Cloudy - 63 F

AB 41
R 6
H 11
RBI 6
BB 6
SO 6
LOB 20



Batter	1	2	3	4	5	6	7	8	9	10	11	12	AB	R	H	RBI	BB	SO	LOB	BOTTOM								
8 Shane Victorino, S OBP: 0.354, SLG: 0.459	K		G1-3		P5		FC3		K			6 DI 11 BB 1B	6	0	1	1	0	2	2									
27 Placido Polanco, R OBP: 0.420, SLG: 0.484	11 E 6 1B		1B		G2-3		L1-6-4					L9	5	1	2	0	1	0	3									
11 Jimmy Rollins, S OBP: 0.338, SLG: 0.339	FC4 6 1B		F8		G3		L6		P6			BB	5	0	0	0	1	0	4									
6 Ryan Howard, L OBP: 0.343, SLG: 0.517	1-2 2H 1B		F7									BB	6	0	2	1	0	1	3									
10 Ben Francisco, R OBP: 0.317, SLG: 0.386	K		G5-3						L8			F9	6	0	0	0	0	2	5									
29 Raul Ibanez, L OBP: 0.282, SLG: 0.317	G3		21 1B						FC4-6			K	5	0	1	0	0	2	3									
51 Carlos Ruiz, R OBP: 0.352, SLG: 0.479	G1-3		L7						G6-3			21 SH1-3 5 1B BB	4	1	0	0	1	0	1									
21 Wilson Valdez, R OBP: 0.362, SLG: 0.386	G6-3		G6-3		E5 7 1B 8 FC3		SH1-3					G4-3	4	1	1	0	0	0	0									
96 Joe Blanton, R ERA: 7.27													PITCHER															
54 Sean Green, R ERA: 3.0													57 Mitch Stetter, L ERA: 3.08															
52 Sergio Mitre, R ERA: 3.86													61 Brandon Kintzler, R ERA: 3.38															
50 Kameron Loe, R ERA: 3.86																												
59 John Axford, R ERA: 8.53																												
Inning Stats	R: 1 E: 1 K: 2 S: 17	H: 2 LOB: 2 BB: 0 P: 24	R: 0 E: 0 K: 0 S: 7	H: 0 LOB: 0 BB: 0 P: 14	R: 0 E: 0 K: 0 S: 10	H: 1 LOB: 1 BB: 0 P: 12	R: 0 E: 0 K: 0 S: 11	H: 2 LOB: 2 BB: 0 P: 18	R: 0 E: 0 K: 0 S: 12	H: 0 LOB: 0 BB: 0 P: 19	R: 0 E: 0 K: 3 S: 10	H: 0 LOB: 0 BB: 0 P: 15	R: 1 E: 1 K: 0 S: 11	H: 1 LOB: 1 BB: 0 P: 18	R: 0 E: 0 K: 0 S: 14	H: 1 LOB: 1 BB: 0 P: 19	R: 1 E: 0 K: 1 S: 9	H: 1 LOB: 2 BB: 2 P: 24	R: 0 E: 0 K: 1 S: 6	H: 0 LOB: 0 BB: 0 P: 10	R: 0 E: 0 K: 0 S: 7	H: 0 LOB: 0 BB: 1 P: 13	R: 0 E: 0 K: 0 S: 10	H: 1 LOB: 2 BB: 1 P: 16	1B: 9 2B: 1 3B: 0 HR: 0	SF: 0 SAC: 1 DP: 1 HBP: 0	WP: 0 PB: 0 SB: 0 CS: 0	PA: 50

Milwaukee Brewers @ Philadelphia Phillies
Citizens Bank Park, Philadelphia, PA
Mon Apr 18 2011, 7:10 PM - 11:14 PM EDT
Att. 45,637 - Partly Cloudy - 63 F

AB 46
R 3
H 9
RBI 3
BB 3
SO 7
LOB 23



Batter	1	2	3	4	5	6	7	8	9	AB	R	H	RBI	BB	SO	LOB	TOP										
23 Rickie Weeks Jr, R OBP: 0.342, SLG: 0.486											5	1	2	0	0	2	2	Milwaukee Brewers @ Philadelphia Phillies Citizens Bank Park, Philadelphia, PA Tue Apr 19 2011, 7:08 PM - 9:48 PM EDT Att: 45,408 - Cloudy - 56 F									
27 Carlos Gómez, R OBP: 0.242, SLG: 0.262											5	0	0	0	0	1	2										
8 Ryan Braun, R OBP: 0.493, SLG: 0.678											3	3	2	1	2	0	0										
21 Zach Braddock, L											0	0	0	0	0	0	0										
58 Mike McClendon, R											0	0	0	0	0	0	0										
28 Prince Fielder, L OBP: 0.419, SLG: 0.569												4	1	3	1	1	0		2								
14 Casey McGehee, R OBP: 0.310, SLG: 0.400												5	1	1	3	0	0		4								
25 Mark Kotsay, L OBP: 0.342, SLG: 0.250												4	1	1	1	1	0		0								
3 Yuniesky Betancourt, R OBP: 0.239, SLG: 0.276													5	2	2	0	0		0	2							
16 George Kottaras, L OBP: 0.310, SLG: 0.308												4	0	1	1	1	0		2								
43 Randy Wolf, L OBP: 0.125, SLG: 0.250												2	0	0	0	0	1										
22 Erick Almonte, R OBP: 0.130, SLG: 0.261												2	0	1	2	0	1										
54 Sean Green, R												0	0	0	0	0	0										
30 Craig Counsell, L OBP: 0.188, SLG: 0.071												0	0	0	0	0	0										
Inning Stats	R: 0 E: 0 K: 0 S: 11	H: 2 LOB: 1 BB: 0 P: 15	R: 1 E: 0 K: 0 S: 14	H: 2 LOB: 1 BB: 2 P: 22	R: 1 E: 0 K: 1 S: 10	H: 2 LOB: 1 BB: 0 P: 13	R: 0 E: 0 K: 0 S: 10	H: 0 LOB: 0 BB: 0 P: 15	R: 0 E: 0 K: 1 S: 8	H: 0 LOB: 0 BB: 0 P: 11	R: 1 E: 0 K: 0 S: 10	H: 2 LOB: 2 BB: 1 P: 18	R: 6 E: 1 K: 2 S: 20	H: 5 LOB: 2 BB: 3 P: 41	R: 0 E: 0 K: 0 S: 4	H: 0 LOB: 0 BB: 0 P: 9	R: 0 E: 0 K: 0 S: 7	H: 0 LOB: 0 BB: 0 P: 10	1B: 10 2B: 1 3B: 0 HR: 2	SF: 0 2B: 1 3B: 0 DP: 0 HBP: 0	WP: 0 PB: 0 CS: 2	PA: 44					
PITCHER	IP 6.2	WLS L	BF 31	H 10	R 6	ER 6	SO 3	BB 2	IBB 0	HBP 0	BLK 0	WP 0	HR 1	S 73	P 112	ERA 8.10	WHIP 1.800										
34 Roy Halladay, R ERA: 2.83																											
57 David Herndon, R ERA: 9.0																											
59 Mike Zagurski, L ERA: 54.00																											
55 Danys Baez, R ERA: 2.16																											

Batter	1	2	3	4	5	6	7	8	9	AB	R	H	RBI	BB	SO	LOB	BOTTOM										
8 Shane Victorino, S OBP: 0.348, SLG: 0.462											4	0	1	0	0	0	0										
27 Placido Polanco, R OBP: 0.411, SLG: 0.463												3	0	0	0	1	0	0									
11 Jimmy Rollins, S OBP: 0.339, SLG: 0.338												3	0	1	0	1	2										
7 Michael Martinez, S OBP: 0.273, SLG: 0.200												1	0	0	0	0	0										
6 Ryan Howard, L OBP: 0.343, SLG: 0.500												2	0	0	0	1	1	2									
10 Ben Francisco, R OBP: 0.313, SLG: 0.379												1	0	0	0	0	0										
29 Raul Ibanez, L OBP: 0.290, SLG: 0.302												3	0	0	0	1	1	2									
15 John Mayberry Jr, R OBP: 0.429, SLG: 0.333												3	0	0	0	1	0	1									
51 Carlos Ruiz, R OBP: 0.357, SLG: 0.469												1	0	0	0	0	0										
23 Brian Schneider, L OBP: 0.125, SLG: 0.500												2	0	0	0	0	1										
21 Wilson Valdez, R OBP: 0.340, SLG: 0.362												3	0	0	0	0	0	2									
55 Danys Baez, R												0	0	0	0	0	0										
34 Roy Halladay, R OBP: 0.125, SLG: 0.125												2	0	0	0	0	2										
57 David Herndon, R												0	0	0	0	0	0										
59 Mike Zagurski, L												0	0	0	0	0	0										
5 Pete Orr, L OBP: 0.482, SLG: 0.417												1	0	0	0	0	0										
Inning Stats	R: 0 E: 0 K: 0 S: 12	H: 1 LOB: 2 BB: 1 P: 21	R: 0 E: 0 K: 0 S: 7	H: 0 LOB: 0 BB: 0 P: 12	R: 0 E: 0 K: 1 S: 12	H: 1 LOB: 1 BB: 1 P: 20	R: 0 E: 0 K: 2 S: 13	H: 0 LOB: 2 BB: 1 P: 22	R: 0 E: 0 K: 1 S: 9	H: 0 LOB: 0 BB: 0 P: 15	R: 0 E: 0 K: 1 S: 7	H: 0 LOB: 0 BB: 0 P: 10	R: 0 E: 0 K: 0 S: 7	H: 0 LOB: 0 BB: 0 P: 8	R: 0 E: 0 K: 0 S: 7	H: 0 LOB: 0 BB: 0 P: 10	R: 0 E: 0 K: 0 S: 7	H: 0 LOB: 1 BB: 1 P: 11	1B: 1 2B: 1 3B: 0 HR: 0	SF: 0 2B: 1 3B: 0 DP: 0 HBP: 1	WP: 0 PB: 0 CS: 0	PA: 34					
PITCHER	IP 6.0	WLS W	BF 24	H 2	R 0	ER 0	SO 5	BB 3	IBB 0	HBP 1	BLK 0	WP 0	HR 0	S 60	P 100	ERA 0.00	WHIP 0.833										
43 Randy Wolf, L ERA: 3.18																											
54 Sean Green, R ERA: 2.07																											
21 Zach Braddock, L ERA: 2.84																											
58 Mike McClendon, R ERA: 1.00																											



Batter	1	2	3	4	5	6	7	8	9	AB	R	H	RBI	BB	SO	LOB	TOP			
8 Shane Victorino, S OBP: 0.372, SLG: 0.493	G4-3	K2-3		BB		G5-3		BB		3	0	0	0	2	1	0	Philadelphia Phillies @ San Diego Padres PETCO Park, San Diego, CA Thu Apr 21 2011, 10:08 PM - 1:23 AM EDT Att: 27,056 - Partly Cloudy - 63 F			
27 Placido Polanco, R OBP: 0.415, SLG: 0.493	E1		1B	BB		1B		G6-3		4	1	2	0	1	0	3				
11 Jimmy Rollins, S OBP: 0.325, SLG: 0.315	1B		BB			L5		G3-1		4	0	1	0	1	1	3				
6 Ryan Howard, L OBP: 0.329, SLG: 0.471	K		K			K		G4-3		5	0	0	0	0	4	6				
29 Raul Ibanez, L OBP: 0.293, SLG: 0.284	K		BB			F8		G6-3		3	0	0	0	2	1	2				
10 Ben Francisco, R OBP: 0.319, SLG: 0.422			SF			BB		G5-3		2	1	1	2	1	0	0				
7 Ross Gload, L OBP: 0.250, SLG: 0.250	HR									1	0	0	0	0	0	1				
52 Jose Contreras, R										0	0	0	0	0	0	0				
5 Pete Orr, L OBP: 0.340, SLG: 0.375	F8		F4			K		1B		4	0	1	0	0	1	4				
21 Wilson Valdez, R OBP: 0.340, SLG: 0.347										0	0	0	0	0	0	0				
23 Brian Schneider, L OBP: 0.167, SLG: 0.667	HR		G4-3			K		F8		4	1	1	1	0	1	5				
44 Roy Oswalt, R OBP: 0.200, SLG: 0.111			HR			G1-3				3	0	0	0	0	1	0				
57 David Herndon, R										0	0	0	0	0	0	0				
15 John Mayberry Jr., R OBP: 0.444, SLG: 0.438								1B		1	0	1	0	0	0	0				
Inning Stats	R: 0 H: 1 E: 1 K: 2 S: 17	H: 2 LOB: 2 BB: 0 P: 26	R: 2 H: 2 E: 0 K: 2 S: 12	H: 2 LOB: 0 BB: 0 P: 17	R: 1 H: 1 E: 1 K: 1 S: 13	H: 1 LOB: 3 BB: 2 P: 28	R: 0 H: 0 E: 0 K: 2 S: 12	H: 0 LOB: 2 BB: 2 P: 23	R: 0 H: 1 E: 0 K: 0 S: 15	H: 1 LOB: 1 BB: 1 P: 13	R: 0 H: 0 E: 0 K: 1 S: 8	H: 0 LOB: 0 BB: 0 P: 10	R: 0 H: 2 E: 0 K: 0 S: 10	H: 2 LOB: 2 BB: 1 P: 19	R: 0 H: 0 E: 0 K: 0 S: 8	H: 0 LOB: 1 BB: 1 P: 13	1B: 5 2B: 0 3B: 0 HR: 2	SF: 1 SAC: 0 DP: 1 HBP: 0	WP: 0 PB: 0 SB: 3 CS: 0	PA: 42
PITCHER	IP WLS BF H R ER SO	IP WLS BF H R ER SO	IP WLS BF H R ER SO	IP WLS BF H R ER SO	IP WLS BF H R ER SO	IP WLS BF H R ER SO	IP WLS BF H R ER SO	IP WLS BF H R ER SO	IP WLS BF H R ER SO	IP WLS BF H R ER SO	IP WLS BF H R ER SO	IP WLS BF H R ER SO	IP WLS BF H R ER SO	IP WLS BF H R ER SO	IP WLS BF H R ER SO	IP WLS BF H R ER SO	ERA WHIP	ERA WHIP		
38 Mat Latos, R ERA: 5.94	4.1 L 24 4 3 3 7																			
52 Cory Luebke, L ERA: 7.45	2.2 9 1 0 0 3																			
34 Pat Neshek, R ERA: 2.25	1.0 5 2 0 0 0																			
50 Chad Qualls, R ERA: 2.79	1.0 4 0 0 0 0																			

AB	34
R	3
H	7
RBI	3
BB	7
SO	10
LOB	24



Batter	1	2	3	4	5	6	7	8	9	AB	R	H	RBI	BB	SO	LOB	BOTTOM					
8 Jason Bartlett, R OBP: 0.323, SLG: 0.246	BB		G1-3			G5-3		1B		3	0	1	0	1	0	0	Philadelphia Phillies @ San Diego Padres PETCO Park, San Diego, CA Thu Apr 21 2011, 10:08 PM - 1:23 AM EDT Att: 27,056 - Partly Cloudy - 63 F					
1 Orlando Hudson, S OBP: 0.364, SLG: 0.290	K		G4-3			G4-3		K		4	0	0	0	0	2	2						
3 Jorge Cantu, R OBP: 0.216, SLG: 0.239	L8					G1-3		F7		4	0	0	0	0	1	2						
7 Chase Headley, S OBP: 0.351, SLG: 0.359	F7									3	0	0	0	0	1	1						
34 Pat Neshek, S										0	0	0	0	0	0	0						
9 Eric Patterson, L OBP: 0.167, SLG: 0.133										1	0	0	0	0	1	1						
50 Chad Qualls, R										0	0	0	0	0	0	0						
47 Ryan Ludwick, R OBP: 0.297, SLG: 0.328	F9					L5		G4-3		4	0	0	0	0	0	0						
4 Nick Hundley, R OBP: 0.403, SLG: 0.559	BB					F9		1B		3	0	1	0	1	0	0						
24 Cameron Maybin, R OBP: 0.329, SLG: 0.492	F9					K		BB		3	0	1	0	1	1	1						
13 Chris Denorfia, R OBP: 0.395, SLG: 0.529										2	0	1	0	0	1	1						
25 Will Venable, L OBP: 0.274, SLG: 0.173	K									0	0	0	0	2	0	0						
38 Mat Latos, R										1	0	0	0	0	1	0						
52 Cory Luebke, R										1	0	0	0	0	1	1						
14 Alberto Gonzalez, R OBP: 0.292, SLG: 0.381										1	0	0	0	0	0	3						
11 Brad Hawke, L OBP: 0.170, SLG: 0.140										1	0	0	0	0	1	2						
Inning Stats	R: 0 H: 0 E: 0 K: 1 S: 12	H: 0 LOB: 1 BB: 1 P: 18	R: 0 H: 0 E: 0 K: 1 S: 8	H: 0 LOB: 1 BB: 1 P: 14	R: 0 H: 0 E: 0 K: 1 S: 9	H: 0 LOB: 0 BB: 0 P: 15	R: 0 H: 0 E: 0 K: 2 S: 17	H: 0 LOB: 0 BB: 0 P: 23	R: 0 H: 1 E: 0 K: 2 S: 17	H: 1 LOB: 1 BB: 0 P: 23	R: 0 H: 0 E: 0 K: 0 S: 10	H: 0 LOB: 0 BB: 0 P: 13	R: 0 H: 1 E: 0 K: 0 S: 14	H: 1 LOB: 3 BB: 2 P: 24	R: 0 H: 1 E: 0 K: 2 S: 8	H: 1 LOB: 1 BB: 0 P: 14	R: 0 H: 1 E: 0 K: 1 S: 13	H: 1 LOB: 2 BB: 1 P: 26	1B: 3 2B: 1 3B: 0 HR: 0	SF: 0 SAC: 0 DP: 0 HBP: 0	WP: 0 PB: 0 SB: 1 CS: 0	PA: 36
PITCHER	IP WLS BF H R ER SO	IP WLS BF H R ER SO	IP WLS BF H R ER SO	IP WLS BF H R ER SO	IP WLS BF H R ER SO	IP WLS BF H R ER SO	IP WLS BF H R ER SO	IP WLS BF H R ER SO	IP WLS BF H R ER SO	IP WLS BF H R ER SO	IP WLS BF H R ER SO	IP WLS BF H R ER SO	IP WLS BF H R ER SO	IP WLS BF H R ER SO	IP WLS BF H R ER SO	IP WLS BF H R ER SO	ERA WHIP	ERA WHIP				
44 Roy Oswalt, R ERA: 1.88	6.0 W 21 2 0 0 7																					
57 David Herndon, R ERA: 8.22	0.2 H 4 1 0 0 0																					
37 Antonio Bastardo, L ERA: 8.22	1.1 H 6 1 0 0 2																					
52 Jose Contreras, R	1.0 S 5 1 0 0 1																					

AB	31
R	0
H	4
RBI	0
BB	5
SO	10
LOB	14




Batter	1	2	3	4	5	6	7	8	9	10	11	AB	R	H	RBI	BB	SO	LOB	TOP						
8 Shane Victorino, S OBP: 0.360, SLG: 0.462	G5-3		G3-1			K		K			SH1-4	4	0	0	0	0	2	1							
5 Pete Orr, L OBP: 0.364, SLG: 0.381	G4-3			L7				F8			G6-3	5	1	1	0	0	0	1							
11 Jimmy Rollins, S OBP: 0.337, SLG: 0.304	F7				10 3B				F9			6 2B	3	2	1	1	2	0	0						
6 Ryan Howard, L OBP: 0.330, SLG: 0.494	K			K		K		K				10 1B	5	0	1	2	0	4	2						
10 Ben Francisco, R OBP: 0.309, SLG: 0.425	F8				3B			FC5-4		G4-3			5	0	2	1	0	0	1						
29 Raul Ibanez, L OBP: 0.265, SLG: 0.253	G3				K						L7	4	0	0	0	0	0	1							
23 Brian Schneider, L OBP: 0.125, SLG: 0.500			K			L7		K			K	4	0	0	0	0	3	0							
21 Wilson Valdez, R OBP: 0.311, SLG: 0.316											G6-3	4	0	1	0	0	0	0							
38 Kyle Kendrick, R OBP: 0.500, SLG: 0.500											G6-3	0	0	0	0	0	0	0							
46 Ryan Madson, L (11.1)												0	0	0	0	0	0	0							
56 Joe Blanton, R OBP: 0.143, SLG: 0.143												2	0	0	0	0	1	1							
7 Ross Gload, L OBP: 0.214, SLG: 0.214												1	0	0	0	0	0	0							
55 Danyls Baez, R (8.1)												0	0	0	0	0	0	0							
37 Antonio Bastardo, R (9.1)												0	0	0	0	0	0	0							
27 Placido Polanco, R OBP: 0.425, SLG: 0.654												1	1	1	0	0	0	0							
Inning Stats	R: 0 E: 0 K: 0 S: 6	H: 0 LOB: 0 P: 8	R: 0 E: 0 K: 1 S: 7	H: 0 LOB: 0 P: 11	R: 0 E: 0 K: 2 S: 11	H: 1 LOB: 1 BB: 0 P: 19	R: 1 E: 0 K: 2 S: 10	H: 1 LOB: 1 BB: 1 P: 20	R: 0 E: 0 K: 0 S: 12	H: 0 LOB: 0 BB: 0 P: 16	R: 1 E: 0 K: 2 S: 14	H: 2 LOB: 1 BB: 0 P: 21	R: 0 E: 0 K: 1 S: 8	H: 0 LOB: 0 BB: 0 P: 11	R: 0 E: 0 K: 1 S: 8	H: 0 LOB: 0 BB: 0 P: 14	R: 0 E: 0 K: 1 S: 8	H: 0 LOB: 0 BB: 0 P: 11	R: 2 E: 0 K: 0 S: 11	H: 3 LOB: 2 BB: 1 P: 17	1B: 4 2B: 2 3B: 1 HR: 0	SF: 0 SAC: 1 DP: 0 HBP: 0	WP: 0 PB: 0 SB: 1 CS: 0	PA: 41	
PITCHER	IP WLS BF H R ER SO BB IBB HBP BLK WP HR S P ERA WHIP	46 Tim Lincecum, R ERA: 3.21	57 Luke Gregerson, R ERA: 1.74	37 Mike Adams, R ERA: 0.82	21 Heath Bell, R ERA: 1.0	50 Chad Qualls, R ERA: 3.97	PITCHER	IP WLS BF H R ER SO BB IBB HBP BLK WP HR S P ERA WHIP	52 Cory Luebke, L ERA: 7.2																

Philadelphia Phillies @ San Diego Padres
 PETCO Park, San Diego, CA
 Sat Apr 23 2011, 8:36 PM - 11:25 PM EDT
 Att: 40,038 - Clear - 66 F

livebaseballscorecards.com

AB 38
 R 4
 H 7
 RBI 4
 BB 2
 SO 11
 LOB 7




Batter	1	2	3	4	5	6	7	8	9	10	11	AB	R	H	RBI	BB	SO	LOB	BOTTOM							
24 Cameron Maybin, R OBP: 0.341, SLG: 0.493	8 3B							G1-3			F8	4	2	2	0	1	0	0								
8 Jason Bartlett, R OBP: 0.311, SLG: 0.273								G6-3			G4-3	5	0	2	1	0	0	3								
1 Orlando Hudson, S OBP: 0.349, SLG: 0.271								G6-3			G4-3	4	0	0	0	1	1	2								
52 Cory Luebke, R (11.1)								G4-3			G4-3	0	0	0	0	0	0	0								
4 Nick Hundley, R OBP: 0.368, SLG: 0.515								F9			G6-3	5	0	1	1	0	1	2								
3 Jorge Cantu, R OBP: 0.200, SLG: 0.218								F9			F8	5	0	1	0	0	0	3								
47 Ryan Ludwick, R OBP: 0.301, SLG: 0.319								F8				5	0	2	0	0	1	3								
11 Brad Hawpe, L OBP: 0.154, SLG: 0.125												5	0	0	0	0	1	2								
25 Will Venable, L OBP: 0.290, SLG: 0.190												4	0	1	0	0	1	0								
46 Tim Stauffer, R (7.1)												1	0	0	0	0	0	0								
57 Luke Gregerson, L (7.1)												0	0	0	0	0	0	0								
9 Eric Patterson, L (7.1)												0	0	0	0	0	0	0								
37 Mike Adams, R (8.1)												0	0	0	0	0	0	0								
21 Heath Bell, R (9.1)												1	0	0	0	0	1	0								
7 Chase Headley, S (10.1)												0	0	0	0	0	0	0								
50 Chad Qualls, R (10.1)												0	0	0	0	0	0	0								
14 Alberto Gonzalez, R (11.4)												0	0	0	0	0	0	0								
Inning Stats	R: 1 E: 0 K: 1 S: 10	H: 2 LOB: 2 P: 16	R: 0 E: 0 K: 0 S: 9	H: 1 LOB: 2 BB: 1 P: 19	R: 0 E: 0 K: 1 S: 8	H: 1 LOB: 1 BB: 0 P: 12	R: 0 E: 0 K: 0 S: 7	H: 0 LOB: 0 BB: 0 P: 12	R: 1 E: 0 K: 0 S: 9	H: 2 LOB: 1 BB: 0 P: 15	R: 0 E: 0 K: 0 S: 5	H: 1 LOB: 1 BB: 0 P: 7	R: 0 E: 0 K: 1 S: 9	H: 1 LOB: 1 BB: 0 P: 12	R: 0 E: 0 K: 0 S: 7	H: 0 LOB: 0 BB: 0 P: 12	R: 0 E: 0 K: 3 S: 11	H: 0 LOB: 0 BB: 0 P: 16	R: 0 E: 0 K: 0 S: 8	H: 0 LOB: 0 BB: 0 P: 10	R: 0 E: 0 K: 0 S: 9	H: 1 LOB: 1 BB: 0 P: 15	1B: 7 2B: 1 3B: 1 HR: 0	SF: 0 SAC: 1 DP: 1 HBP: 0	WP: 0 PB: 0 SB: 0 CS: 0	PA: 43
PITCHER	IP WLS BF H R ER SO BB IBB HBP BLK WP HR S P ERA WHIP	56 Joe Blanton, R ERA: 5.92	55 Danyls Baez, R ERA: 1.93	37 Antonio Bastardo, L ERA: 1.0	38 Kyle Kendrick, R ERA: 2.25	46 Ryan Madson, R ERA: 1.0	PITCHER	IP WLS BF H R ER SO BB IBB HBP BLK WP HR S P ERA WHIP																		

Philadelphia Phillies @ San Diego Padres
 PETCO Park, San Diego, CA
 Sat Apr 23 2011, 8:36 PM - 11:25 PM EDT
 Att: 40,038 - Clear - 66 F

livebaseballscorecards.com

AB 40
 R 2
 H 9
 RBI 2
 BB 2
 SO 6
 LOB 15



Batter	1	2	3	4	5	6	7	8	9	AB	R	H	RBI	BB	SO	LOB	TOP
8 Shane Victorino, S OBP: 0.337, SLG: 0.460	F7		K			K			G1-4-3	4	0	0	0	0	2	0	Philadelphia Phillies @ Arizona Diamondbacks Chase Field, Phoenix, AZ Mon Apr 25 2011, 6:41 PM - 8:45 PM MST Att. 19,597 - Clear - 85 F
27 Placido Polanco, R OBP: 0.342, SLG: 0.500	2B			G4-3				F9	4	0	2	0	0	0	0		
11 Jimmy Rollins, S OBP: 0.340, SLG: 0.302	K					G4-3			K	4	0	1	0	0	2		
6 Ryan Howard, L OBP: 0.326, SLG: 0.476	K				F9				K	3	0	0	0	0	2		
10 Ben Francisco, R OBP: 0.318, SLG: 0.418		F8			FC6-4				G6-3	3	0	0	0	0	0	1	
29 Raul Ibanez, L OBP: 0.256, SLG: 0.244		L8				G4-3			K	3	0	0	0	0	1	0	
51 Carlos Ruiz, R OBP: 0.314, SLG: 0.377						P4			F8	3	0	0	0	0	0	0	
21 Wilson Valdez, R OBP: 0.302, SLG: 0.305						G6-3			P5	2	0	0	0	0	0	0	
5 Pete Orr, L OBP: 0.346, SLG: 0.364						G6-3				1	0	0	0	0	0	0	
33 Cliff Lee, L									K	2	0	0	0	0	2	0	
7 Ross Gload, L OBP: 0.200, SLG: 0.200									K	1	0	0	0	0	1	0	
40 Michael Stutes, R									K	0	0	0	0	0	0	0	
Inning Stats	R: 0 H: 1 E: 0 K: 2 S: 11	H: 1 LOB: 1 BB: 0 P: 17	R: 0 H: 0 E: 0 K: 0 S: 6	H: 0 LOB: 0 BB: 0 P: 7	R: 0 H: 0 E: 0 K: 2 S: 8	H: 0 LOB: 0 BB: 0 P: 11	R: 0 H: 1 E: 0 K: 0 S: 12	H: 1 LOB: 1 BB: 0 P: 16	R: 0 H: 0 E: 0 K: 2 S: 8	H: 0 LOB: 0 BB: 0 P: 14	R: 0 H: 0 E: 0 K: 1 S: 5	H: 0 LOB: 0 BB: 0 P: 7	R: 0 H: 0 E: 0 K: 1 S: 5	H: 0 LOB: 0 BB: 0 P: 9	1B: 2 2B: 1 3B: 0 HR: 0	SF: 0 SAC: 0 DP: 0 HBP: 0	WP: 0 PA: 30 PB: 0 SB: 0 CS: 0
PITCHER	IP: 9.0 WLS: W BF: 30 H: 3 R: 0 ER: 0 SO: 10 BB: 0 IBB: 0 HBP: 0 BLK: 1 WP: 0 HR: 0 S: 78 P: 114 ERA: 0.00 WHIP: 0.333																

Batter	1	2	3	4	5	6	7	8	9	AB	R	H	RBI	BB	SO	LOB	BOTTOM		
24 Chris Young, R OBP: 0.234, SLG: 0.472	P4					K			F7	4	1	1	2	0	1	0	Philadelphia Phillies @ Arizona Diamondbacks Chase Field, Phoenix, AZ Mon Apr 25 2011, 6:41 PM - 8:45 PM MST Att. 19,597 - Clear - 85 F		
2 Kelly Johnson, L OBP: 0.247, SLG: 0.341	L8								K	4	0	0	0	0	1	0			
10 Justin Upton, R OBP: 0.366, SLG: 0.531	K								P3	3	1	1	0	1	1	0			
6 Stephen Drew, L OBP: 0.377, SLG: 0.547		K				K			K	3	0	0	0	0	3	2			
22 Xavier Nady, R OBP: 0.357, SLG: 0.333		K				K				3	0	1	1	0	2	1			
26 Miguel Montero, L OBP: 0.377, SLG: 0.515		G5-3								3	0	0	0	0	1	2			
14 Ryan Roberts, R OBP: 0.429, SLG: 0.604										3	1	1	0	0	1	0			
8 Gerardo Parra, L OBP: 0.333, SLG: 0.404										3	1	1	1	0	1	1			
31 Ian Kennedy, R										3	0	0	0	0	2	1			
Inning Stats	R: 0 H: 0 E: 0 K: 1 S: 8	H: 0 LOB: 0 BB: 0 P: 12	R: 0 H: 0 E: 0 K: 2 S: 9	H: 0 LOB: 0 BB: 0 P: 13	R: 2 H: 2 E: 0 K: 2 S: 13	H: 2 LOB: 0 BB: 0 P: 17	R: 0 H: 1 E: 0 K: 3 S: 12	H: 1 LOB: 1 BB: 0 P: 15	R: 1 H: 1 E: 0 K: 1 S: 10	H: 1 LOB: 0 BB: 0 P: 14	R: 1 H: 1 E: 0 K: 0 S: 10	H: 1 LOB: 1 BB: 1 P: 19	R: 0 H: 0 E: 0 K: 2 S: 9	H: 0 LOB: 0 BB: 0 P: 12	R: 0 H: 0 E: 0 K: 1 S: 7	H: 0 LOB: 0 BB: 0 P: 9		1B: 2 2B: 1 3B: 0 HR: 2	SF: 0 SAC: 0 DP: 0 HBP: 0
PITCHER	IP: 7.0 WLS: L BF: 27 H: 5 R: 4 ER: 4 SO: 12 BB: 1 IBB: 0 HBP: 0 BLK: 0 WP: 0 HR: 2 S: 71 P: 102 ERA: 5.14 WHIP: 0.857																		
40 Michael Stutes, R	1.0	3	0	0	0	1	0	0	0	0	0	7	9	0.00	0.000				

Batter	1	2	3	4	5	6	7	8	9	AB	R	H	RBI	BB	SO	LOB	TOP							
8 Shane Victorino, S OBP: 0.343, SLG: 0.505										5	2	2	1	0	1	2								
27 Placido Polanco, R OBP: 0.448, SLG: 0.516										5	3	4	0	0	0	0								
11 Jimmy Rollins, S OBP: 0.346, SLG: 0.354										5	2	2	3	0	0	2								
6 Ryan Howard, L OBP: 0.352, SLG: 0.522										4	1	1	1	1	2	2								
10 Ben Francisco, R OBP: 0.327, SLG: 0.455										4	0	1	2	0	0	0								
15 John Mayberry Jr., R OBP: 0.429, SLG: 0.417										3	0	1	0	2	2	4								
51 Carlos Ruiz, R OBP: 0.310, SLG: 0.371										1	0	0	0	0	1									
23 Brian Schneider, L OBP: 0.125, SLG: 0.348										3	0	0	1	1	1	2								
21 Wilson Valdez, R OBP: 0.279, SLG: 0.281										4	0	0	0	0	1	4								
35 Cole Hamels, L OBP: 0.300, SLG: 0.300										3	0	1	0	0	2	0								
29 Raul Ibanez, L OBP: 0.250, SLG: 0.229										1	0	0	0	0	1	0								
37 Antonio Bastardo, R										0	0	0	0	0	0	0								
46 Ryan Madson, L										0	0	0	0	0	0	0								
Inning Stats	R: 3 E: 0 K: 2 S: 20	H: 4 LOB: 1 BB: 0 P: 32	R: 1 E: 0 K: 1 S: 12	H: 2 LOB: 1 BB: 0 P: 18	R: 0 E: 0 K: 1 S: 11	H: 1 LOB: 0 BB: 0 P: 17	R: 0 E: 0 K: 2 S: 7	H: 0 LOB: 0 BB: 0 P: 9	R: 2 E: 0 K: 1 S: 12	H: 2 LOB: 0 BB: 1 P: 18	R: 0 E: 0 K: 1 S: 10	H: 1 LOB: 2 BB: 1 P: 18	R: 1 E: 0 K: 1 S: 13	H: 1 LOB: 3 BB: 2 P: 26	R: 0 E: 0 K: 1 S: 7	H: 0 LOB: 0 BB: 0 P: 11	R: 1 E: 0 K: 0 S: 7	H: 1 LOB: 1 BB: 1 P: 14	1B: 6 2B: 3 3B: 0 HR: 3	SF: 0 SAC: 0 DP: 0 HBP: 1	WP: 0 PB: 0 SB: 0 CS: 1	PA: 44		
PITCHER	IP WLS BF H R ER SO BB IBB HBP BLK WP HR S P ERA WHIP	IP WLS BF H R ER SO BB IBB HBP BLK WP HR S P ERA WHIP	IP WLS BF H R ER SO BB IBB HBP BLK WP HR S P ERA WHIP	IP WLS BF H R ER SO BB IBB HBP BLK WP HR S P ERA WHIP	IP WLS BF H R ER SO BB IBB HBP BLK WP HR S P ERA WHIP	IP WLS BF H R ER SO BB IBB HBP BLK WP HR S P ERA WHIP	IP WLS BF H R ER SO BB IBB HBP BLK WP HR S P ERA WHIP	IP WLS BF H R ER SO BB IBB HBP BLK WP HR S P ERA WHIP	IP WLS BF H R ER SO BB IBB HBP BLK WP HR S P ERA WHIP	IP WLS BF H R ER SO BB IBB HBP BLK WP HR S P ERA WHIP	IP WLS BF H R ER SO BB IBB HBP BLK WP HR S P ERA WHIP	IP WLS BF H R ER SO BB IBB HBP BLK WP HR S P ERA WHIP	IP WLS BF H R ER SO BB IBB HBP BLK WP HR S P ERA WHIP	IP WLS BF H R ER SO BB IBB HBP BLK WP HR S P ERA WHIP	IP WLS BF H R ER SO BB IBB HBP BLK WP HR S P ERA WHIP	IP WLS BF H R ER SO BB IBB HBP BLK WP HR S P ERA WHIP	IP WLS BF H R ER SO BB IBB HBP BLK WP HR S P ERA WHIP	IP WLS BF H R ER SO BB IBB HBP BLK WP HR S P ERA WHIP	IP WLS BF H R ER SO BB IBB HBP BLK WP HR S P ERA WHIP	IP WLS BF H R ER SO BB IBB HBP BLK WP HR S P ERA WHIP	IP WLS BF H R ER SO BB IBB HBP BLK WP HR S P ERA WHIP	IP WLS BF H R ER SO BB IBB HBP BLK WP HR S P ERA WHIP	IP WLS BF H R ER SO BB IBB HBP BLK WP HR S P ERA WHIP	IP WLS BF H R ER SO BB IBB HBP BLK WP HR S P ERA WHIP
24 Chris Young, R OBP: 0.235, SLG: 0.515										4	2	2	3	0	1	0								
2 Kelly Johnson, L OBP: 0.248, SLG: 0.333										4	0	0	0	0	1	0								
10 Justin Upton, R OBP: 0.347, SLG: 0.494										4	0	0	0	0	2	0								
6 Stephen Drew, L OBP: 0.390, SLG: 0.522										2	1	0	0	2	2	0								
14 Ryan Roberts, R OBP: 0.408, SLG: 0.607										4	0	0	0	0	1	2								
22 Xavier Nady, R OBP: 0.364, SLG: 0.345										4	0	1	0	0	0	1								
4 Melvin Mora, R OBP: 0.300, SLG: 0.378										4	0	2	1	0	2	2								
12 Henry Blanco, R OBP: 0.364, SLG: 0.493										3	0	0	0	0	2	2								
34 Joe Saunders, L OBP: 0.300, SLG: 0.300										1	0	0	0	0	0	0								
38 Sam Demel, R OBP: 0.250, SLG: 0.229										1	1	1	0	0	0	0								
46 Juan Miranda, L OBP: 0.250, SLG: 0.229										0	0	0	0	0	0	0								
58 Juan Gutierrez, R OBP: 0.250, SLG: 0.229										0	0	0	0	0	0	0								
55 Josh Collmenter, R OBP: 0.250, SLG: 0.229										0	0	0	0	0	0	0								
11 Josh Wilson, R OBP: 0.250, SLG: 0.229										1	0	0	0	0	1	0								
40 J.J. Putz, R OBP: 0.250, SLG: 0.229										0	0	0	0	0	0	0								
Inning Stats	R: 0 E: 0 K: 1 S: 8	H: 0 LOB: 0 BB: 0 P: 13	R: 1 E: 0 K: 0 S: 16	H: 1 LOB: 1 BB: 1 P: 25	R: 0 E: 0 K: 2 S: 8	H: 0 LOB: 0 BB: 0 P: 11	R: 0 E: 0 K: 1 S: 11	H: 0 LOB: 0 BB: 0 P: 15	R: 0 E: 0 K: 1 S: 5	H: 0 LOB: 0 BB: 0 P: 9	R: 2 E: 0 K: 1 S: 9	H: 2 LOB: 0 BB: 0 P: 15	R: 0 E: 0 K: 1 S: 14	H: 1 LOB: 1 BB: 0 P: 20	R: 1 E: 0 K: 2 S: 13	H: 1 LOB: 2 BB: 0 P: 15	R: 0 E: 0 K: 2 S: 12	H: 1 LOB: 2 BB: 1 P: 22	1B: 1 2B: 2 3B: 1 HR: 2	SF: 0 SAC: 0 DP: 0 HBP: 0	WP: 0 PB: 0 SB: 0 CS: 0	PA: 35		
PITCHER	IP WLS BF H R ER SO BB IBB HBP BLK WP HR S P ERA WHIP	IP WLS BF H R ER SO BB IBB HBP BLK WP HR S P ERA WHIP	IP WLS BF H R ER SO BB IBB HBP BLK WP HR S P ERA WHIP	IP WLS BF H R ER SO BB IBB HBP BLK WP HR S P ERA WHIP	IP WLS BF H R ER SO BB IBB HBP BLK WP HR S P ERA WHIP	IP WLS BF H R ER SO BB IBB HBP BLK WP HR S P ERA WHIP	IP WLS BF H R ER SO BB IBB HBP BLK WP HR S P ERA WHIP	IP WLS BF H R ER SO BB IBB HBP BLK WP HR S P ERA WHIP	IP WLS BF H R ER SO BB IBB HBP BLK WP HR S P ERA WHIP	IP WLS BF H R ER SO BB IBB HBP BLK WP HR S P ERA WHIP	IP WLS BF H R ER SO BB IBB HBP BLK WP HR S P ERA WHIP	IP WLS BF H R ER SO BB IBB HBP BLK WP HR S P ERA WHIP	IP WLS BF H R ER SO BB IBB HBP BLK WP HR S P ERA WHIP	IP WLS BF H R ER SO BB IBB HBP BLK WP HR S P ERA WHIP	IP WLS BF H R ER SO BB IBB HBP BLK WP HR S P ERA WHIP	IP WLS BF H R ER SO BB IBB HBP BLK WP HR S P ERA WHIP	IP WLS BF H R ER SO BB IBB HBP BLK WP HR S P ERA WHIP	IP WLS BF H R ER SO BB IBB HBP BLK WP HR S P ERA WHIP	IP WLS BF H R ER SO BB IBB HBP BLK WP HR S P ERA WHIP	IP WLS BF H R ER SO BB IBB HBP BLK WP HR S P ERA WHIP	IP WLS BF H R ER SO BB IBB HBP BLK WP HR S P ERA WHIP	IP WLS BF H R ER SO BB IBB HBP BLK WP HR S P ERA WHIP	IP WLS BF H R ER SO BB IBB HBP BLK WP HR S P ERA WHIP	IP WLS BF H R ER SO BB IBB HBP BLK WP HR S P ERA WHIP


Philadelphia Phillies @ Arizona Diamondbacks
Chase Field, Phoenix, AZ
Wed Apr 27 2011, 12:41 PM - 3:22 PM MST
Att: 21,788 - Sunny - 77 F

AB	38
R	8
H	12
RBI	8
BB	4
SO	10
LOB	17



Philadelphia Phillies @ Arizona Diamondbacks
Chase Field, Phoenix, AZ
Wed Apr 27 2011, 12:41 PM - 3:22 PM MST
Att: 21,788 - Sunny - 77 F

AB	33
R	4
H	6
RBI	4
BB	2
SO	12
LOB	9



Batter	1	2	3	4	5	6	7	8	9	AB	R	H	RBI	BB	SO	LOB	TOP					
7 José Reyes, S OBP: 0.347, SLG: 0.442 25 Chin-Lung Hu, R OBP: 0.077, SLG: 0.083										4	0	0	0	0	1	1	New York Mets @ Philadelphia Phillies Citizens Bank Park, Philadelphia, PA Fri Apr 29 2011, 7:10 PM - 10:11 PM EDT Att: 45,613 - Overcast - 61 F					
28 Daniel Murphy, L OBP: 0.353, SLG: 0.484										4	0	1	0	0	1	0						
5 David Wright, R OBP: 0.322, SLG: 0.446 2 Justin Turner, R OBP: 0.308, SLG: 0.385										4	0	1	0	0	1	2						
15 Carlos Beltrán, S OBP: 0.354, SLG: 0.471 12 Scott Hairston, R OBP: 0.295, SLG: 0.390										3	0	0	0	1	1	2						
44 Jason Bay, R OBP: 0.364, SLG: 0.467										3	0	0	0	1	0	2						
Ike Davis, L OBP: 0.430, SLG: 0.626										3	1	1	1	1	0	1						
30 Josh Thole, L OBP: 0.309, SLG: 0.288										1	1	0	0	3	0	2						
20 Jason Pridie, L OBP: 0.286, SLG: 0.550										4	1	1	2	0	2	4						
34 Mike Pelfrey, R 35 Dillon Gee, R 22 Willie Harris, R 18 Ryota Igarashi, R 40 Tim Byrdak, L 9 Ronny Paulino, R										2	0	0	0	0	0	0						
Inning Stats	R: 0 E: 2 K: 1 S: 14	H: 0 LOB: 1 BB: 0 P: 20	R: 0 E: 0 K: 1 S: 12	H: 0 LOB: 1 BB: 2 P: 22	R: 0 E: 0 K: 1 S: 7	H: 1 LOB: 1 BB: 0 P: 12	R: 0 E: 0 K: 1 S: 10	H: 0 LOB: 2 BB: 2 P: 23	R: 0 E: 0 K: 0 S: 9	H: 0 LOB: 0 BB: 0 P: 14	R: 0 E: 0 K: 0 S: 4	H: 1 LOB: 1 BB: 1 P: 11	R: 0 E: 0 K: 1 S: 10	H: 0 LOB: 1 BB: 1 P: 20	R: 0 E: 0 K: 0 S: 6	H: 0 LOB: 0 BB: 0 P: 12		R: 3 E: 0 K: 1 S: 14	H: 2 LOB: 0 BB: 1 P: 22	1B: 2 2B: 0 3B: 0 HR: 2	SF: 0 SAC: 0 DP: 2 HBP: 0	WP: 0 PB: 0 SB: 0 CS: 0
PITCHER	IP WLS BF H R ER SO BB IBB HBP BLK WP HR S P ERA WHIP																					
49 Vance Worley, R ERA: 4.73	(1, 1) 6.0 W 24 2 0 0 5 4 0 0 0 0 0 0 0 56 102 0.00 1.000																					
40 Michael Stutes, R ERA: 4.73	(7, 1) 1.0 4 0 0 0 1 1 0 0 0 0 0 0 10 20 0.00 1.000																					
55 Danys Baez, R ERA: 1.74	(8, 1) 1.0 3 0 0 0 0 0 0 0 0 0 0 0 6 12 0.00 0.000																					
57 David Herndon, R ERA: 9.28	(9, 1) 1.0 6 2 3 3 1 1 0 0 0 0 0 2 14 22 27.00 3.000																					

AB	31
R	3
H	4
RBI	3
BB	6
SO	7
LOB	15



Batter	1	2	3	4	5	6	7	8	9	AB	R	H	RBI	BB	SO	LOB	BOTTOM			
8 Shane Victorino, S OBP: 0.355, SLG: 0.500										3	1	1	0	1	0	1	New York Mets @ Philadelphia Phillies Citizens Bank Park, Philadelphia, PA Fri Apr 29 2011, 7:10 PM - 10:11 PM EDT Att: 45,613 - Overcast - 61 F			
27 Placido Polanco, R OBP: 0.445, SLG: 0.510 55 Danys Baez, R 57 David Herndon, R										5	2	2	2	0	0	3				
11 Jimmy Rollins, S OBP: 0.366, SLG: 0.364										3	2	2	0	2	0	2				
6 Ryan Howard, L OBP: 0.364, SLG: 0.583										4	2	2	6	0	1	4				
10 Ben Francisco, R OBP: 0.340, SLG: 0.457										4	0	2	2	1	0	0				
29 Raul Ibanez, L OBP: 0.247, SLG: 0.218										4	1	0	0	1	2	4				
5 Pete Orr, L OBP: 0.323, SLG: 0.310										4	1	0	0	0	2	4				
23 Brian Schneider, L OBP: 0.172, SLG: 0.308										3	1	0	0	2	0	3				
49 Vance Worley, R OBP: 0.500, SLG: 0.500 15 John Mayberry Jr., R 40 Michael Stutes, R 7 Michael Martinez, S OBP: 0.222, SLG: 0.176										2	0	1	0	0	1	2				
Inning Stats	R: 0 E: 0 K: 0 S: 5	H: 1 LOB: 1 BB: 0 P: 8	R: 0 E: 0 K: 1 S: 8	H: 0 LOB: 0 BB: 0 P: 11	R: 0 E: 0 K: 0 S: 8	H: 1 LOB: 1 BB: 0 P: 11	R: 2 E: 0 K: 2 S: 15	H: 3 LOB: 2 BB: 1 P: 26	R: 2 E: 0 K: 1 S: 14	H: 3 LOB: 2 BB: 0 P: 24	R: 4 E: 0 K: 0 S: 16	H: 1 LOB: 0 BB: 2 P: 33	R: 2 E: 0 K: 2 S: 14	H: 1 LOB: 3 BB: 3 P: 30	R: 0 E: 0 K: 1 S: 8	H: 0 LOB: 1 BB: 1 P: 15		1B: 8 2B: 0 3B: 0 HR: 2	SF: 0 SAC: 0 DP: 0 HBP: 3	WP: 1 PB: 1 SB: 3 CS: 0
PITCHER	IP WLS BF H R ER SO BB IBB HBP BLK WP HR S P ERA WHIP																			
34 Mike Pelfrey, R ERA: 7.39 35 Dillon Gee, R ERA: 4.73 18 Ryota Igarashi, R ERA: 6.35 40 Tim Byrdak, L ERA: 5.87	(1, 1) 4.1 L 23 8 4 4 3 0 0 1 0 0 0 1 45 72 8.31 1.846																			
15 John Mayberry Jr., R ERA: 4.73	(5, 1) 1.2 9 1 4 4 1 2 0 1 0 0 1 21 41 21.60 1.800																			
18 Ryota Igarashi, R ERA: 6.35	(7, 1) 0.2 7 1 2 2 1 3 0 1 0 1 0 11 26 27.00 6.000																			
40 Tim Byrdak, L ERA: 5.87	(7, 1) 1.1 5 0 0 0 2 1 0 0 0 0 0 11 19 0.00 0.750																			

AB	34
R	10
H	10
RBI	10
BB	7
SO	7
LOB	26



Batter	1	2	3	4	5	6	7	8	9	AB	R	H	RBI	BB	SO	LOB	TOP			
8 Danny Espinosa, S OBP: 0.310, SLG: 0.354	P5		K			G6-4-3 1B		G4-3		4	0	1	0	0	1	0	Washington Nationals @ Philadelphia Phillies Citizens Bank Park, Philadelphia, PA Tue May 03 2011, 7:07 PM - 9:41 PM EDT Att: 45,695 - Cloudy - 76 F			
20 Ian Desmond, R OBP: 0.279, SLG: 0.408	K		G6-3			G6-4-3 1-2		G1-3		4	0	0	0	0	1	1				
28 Jayson Werth, R OBP: 0.322, SLG: 0.406	BB				G5-3		P3		K	3	0	0	0	1	1	0				
25 Adam LaRoche, L OBP: 0.294, SLG: 0.298	K				L9			G1-3		4	0	0	0	0	1	1				
38 Michael Morse, R OBP: 0.271, SLG: 0.325					K					3	1	2	1	0	1	0				
15 Jerry Hairston, R OBP: 0.282, SLG: 0.270	F7					L6		G5-3		3	0	0	0	0	0	1				
7 Ivan Rodriguez, R OBP: 0.265, SLG: 0.362	FC5-4 FC6-4 2B							K		3	0	1	0	0	1	1				
43 Brian Bixler, R OBP: 0.182, SLG: 0.100	FC6-4					F8				3	0	1	0	0	0	2				
61 Livan Hernandez, R OBP: 0.091, SLG: 0.091								G1-6-3 1B		2	0	0	0	0	0	1				
60 Todd Coffey, R ERA: 4.05						G6-3		G1-6-3		0	0	0	0	0	0	0				
45 Doug Slaten, L ERA: 4.05										1	0	0	0	0	0	1				
3 Wilson Ramos, R OBP: 0.415, SLG: 0.544										0	0	0	0	0	0	0				
63 Henry Alberto Rodriguez, R ERA: 4.05										0	0	0	0	0	0	0				
Inning Stats	R: 0 E: 0 K: 2 S: 11	H: 0 LOB: 1 BB: 1 P: 19	R: 0 E: 0 K: 0 S: 11	H: 1 LOB: 1 BB: 0 P: 15	R: 0 E: 0 K: 1 S: 7	H: 0 LOB: 0 BB: 0 P: 8	R: 0 E: 0 K: 1 S: 7	H: 0 LOB: 0 BB: 0 P: 9	R: 0 E: 0 K: 0 S: 4	H: 1 LOB: 1 BB: 0 P: 5	R: 1 E: 0 K: 1 S: 9	H: 1 LOB: 0 BB: 0 P: 12	R: 0 E: 0 K: 0 S: 8	H: 1 LOB: 0 BB: 0 P: 9	R: 0 E: 0 K: 1 S: 7	H: 0 LOB: 0 BB: 0 P: 9	1B: 3 2B: 1 3B: 0 HR: 1	SF: 0 SAC: 0 DP: 2 HBP: 0	WP: 0 PB: 0 SB: 1 CS: 0	PA: 31
PITCHER 35 Cole Hamels, L ERA: 2.66	IP: 9.0 WLS: W BF: 31 H: 5 R: 1 ER: 1 SO: 6 BB: 1 IBB: 0 HBP: 0 BLK: 0 WP: 0 HR: 1 S: 79 P: 108 ERA: 1.00 WHIP: 0.667																			

Washington Nationals @ Philadelphia Phillies
 Citizens Bank Park, Philadelphia, PA
 Tue May 03 2011, 7:07 PM - 9:41 PM EDT
 Att: 45,695 - Cloudy - 76 F

AB 30
 R 1
 H 5
 RBI 1
 BB 1
 SO 6
 LOB 8



Batter	1	2	3	4	5	6	7	8	9	AB	R	H	RBI	BB	SO	LOB	BOTTOM			
11 Jimmy Rollins, S OBP: 0.370, SLG: 0.369	G5-3		1B			G4-6-3				4	1	2	1	1	0	2	Washington Nationals @ Philadelphia Phillies Citizens Bank Park, Philadelphia, PA Tue May 03 2011, 7:07 PM - 9:41 PM EDT Att: 45,695 - Cloudy - 76 F			
8 Shane Victorino, S OBP: 0.355, SLG: 0.478	G4-3		1B		BB			FC3-6 2B		4	1	2	0	1	0	2				
27 Placido Polanco, R OBP: 0.424, SLG: 0.491	F8		K		BB					3	0	0	1	1	1	3				
6 Ryan Howard, L OBP: 0.360, SLG: 0.541	K				IBB			G4-6-3		4	1	2	1	1	1	3				
10 Ben Francisco, R OBP: 0.350, SLG: 0.426	F7				BB			L6		3	0	0	0	1	0	2				
29 Raul Ibanez, L OBP: 0.248, SLG: 0.242	G1-3					F9				4	0	2	1	0	0	3				
5 Pete Orr, L ERA: 3.57										2	0	1	0	1	0	0				
15 John Mayberry Jr., R OBP: 0.427, SLG: 0.469			P3		IBB					0	0	0	0	1	0	0				
21 Wilson Vaites, R OBP: 0.278, SLG: 0.279										0	0	0	0	0	0	0				
23 Brian Schneider, L OBP: 0.216, SLG: 0.353	L1				G1-2-3			G3		4	0	1	0	0	0	5				
35 Cole Hamels, L OBP: 0.333, SLG: 0.467						K		FC5-6 G4-6-3 1B		4	1	2	0	0	1	2				
Inning Stats	R: 0 E: 0 K: 0 S: 5	H: 0 LOB: 0 BB: 0 P: 8	R: 0 E: 0 K: 1 S: 6	H: 0 LOB: 0 BB: 0 P: 10	R: 1 E: 0 K: 1 S: 15	H: 3 LOB: 2 BB: 0 P: 18	R: 0 E: 0 K: 0 S: 8	H: 2 LOB: 2 BB: 1 P: 17	R: 1 E: 0 K: 1 S: 8	H: 1 LOB: 3 BB: 3 P: 20	R: 0 E: 0 K: 0 S: 6	H: 2 LOB: 1 BB: 0 P: 10	R: 2 E: 0 K: 0 S: 15	H: 3 LOB: 2 BB: 1 P: 30	R: 0 E: 0 K: 0 S: 13	H: 1 LOB: 2 BB: 2 P: 24	1B: 8 2B: 2 3B: 2 HR: 0	SF: 1 SAC: 0 DP: 3 HBP: 0	WP: 0 PB: 0 SB: 2 CS: 0	PA: 40
PITCHER 61 Livan Hernandez, R ERA: 3.57	IP: 1.1 WLS: L BF: 31 H: 10 R: 4 ER: 4 SO: 3 BB: 2 IBB: 0 HBP: 0 BLK: 0 WP: 0 HR: 0 S: 57 P: 97 ERA: 5.68 WHIP: 1.895																			
PITCHER 60 Todd Coffey, R ERA: 4.05	IP: 0.1 WLS: L BF: 1 H: 0 R: 0 ER: 0 SO: 0 BB: 0 IBB: 0 HBP: 0 BLK: 0 WP: 0 HR: 0 S: 3 P: 6 ERA: 0.00 WHIP: 0.000																			
PITCHER 45 Doug Slaten, L ERA: 4.05	IP: 0.1 WLS: L BF: 3 H: 1 R: 0 ER: 0 SO: 0 BB: 0 IBB: 0 HBP: 0 BLK: 0 WP: 0 HR: 0 S: 3 P: 10 ERA: 0.00 WHIP: 3.000																			
PITCHER 63 Henry Alberto Rodriguez, R ERA: 4.05	IP: 1.0 WLS: L BF: 5 H: 1 R: 0 ER: 0 SO: 0 BB: 2 IBB: 0 HBP: 0 BLK: 0 WP: 0 HR: 0 S: 13 P: 24 ERA: 0.00 WHIP: 3.000																			

Washington Nationals @ Philadelphia Phillies
 Citizens Bank Park, Philadelphia, PA
 Tue May 03 2011, 7:07 PM - 9:41 PM EDT
 Att: 45,695 - Cloudy - 76 F

AB 32
 R 4
 H 12
 RBI 4
 BB 7
 SO 3
 LOB 22



Batter	1	2	3	4	5	6	7	8	9	AB	R	H	RBI	BB	SO	LOB	TOP					
8 Danny Espinosa, S OBP: 0.314, SLG: 0.380										4	2	1	3	0	1	1	<p>Washington Nationals @ Philadelphia Phillies Citizens Bank Park, Philadelphia, PA Wed May 04 2011, 7:08 PM - 9:52 PM EDT Att: 44,123 - Cloudy - 54 F</p> <p>livebaseballscorecards.com</p> <p>AB 36 R 4 H 9 RBI 4 BB 1 SO 11 LOB 14</p>					
20 Ian Desmond, R OBP: 0.266, SLG: 0.388										5	0	0	0	0	2	2						
28 Jayson Werth, R OBP: 0.320, SLG: 0.400										4	0	1	0	0	2	1						
25 Adam LaRoche, L OBP: 0.301, SLG: 0.309										3	0	1	1	1	2	0						
3 Wilson Ramos, R OBP: 0.406, SLG: 0.541										4	0	1	0	0	0	3						
19 Laynce Nix, L OBP: 0.326, SLG: 0.548										4	1	1	0	0	1	1						
15 Jerry Hairston, R OBP: 0.267, SLG: 0.254										4	0	0	0	0	1	2						
13 Alex Cora, L OBP: 0.277, SLG: 0.273										4	0	3	0	0	1	1						
21 Jason Marquis, L 55 Brian Broderick, R 43 Brian Boxer, R 17 Sean Burnett, L 60 Todd Coffey, R 12 Matt Stairs, L										2	0	0	0	0	1	2						
Inning Stats	R: 0 E: 0 K: 2 S: 8	H: 0 LOB: 0 BB: 0 P: 13	R: 0 E: 0 K: 1 S: 11	H: 1 LOB: 1 BB: 0 P: 15	R: 0 E: 0 K: 2 S: 9	H: 1 LOB: 1 BB: 0 P: 13	R: 0 E: 0 K: 1 S: 10	H: 0 LOB: 0 BB: 0 P: 14	R: 0 E: 0 K: 0 S: 9	H: 1 LOB: 1 BB: 0 P: 15	R: 1 E: 0 K: 1 S: 13	H: 1 LOB: 1 BB: 0 P: 24	R: 0 E: 0 K: 1 S: 9	H: 1 LOB: 2 BB: 0 P: 15	R: 0 E: 0 K: 1 S: 11	H: 1 LOB: 2 BB: 0 P: 16		R: 3 E: 0 K: 2 S: 11	H: 3 LOB: 0 BB: 0 P: 18	1B: 6 2B: 2 HR: 1	SF: 0 SAC: 0 DP: 0 HBP: 1	WP: 0 PB: 0 SB: 0 CS: 0
PITCHER	IP WLS BF H R ER SO BB IBB HBP BLK WP HR S P ERA WHIP	6.0 W 23 4 1 1 7 0 0 0 0 0 0 60 94 1.50 0.667	1.0 4 1 0 0 1 0 0 0 0 0 0 9 15 0.00 1.000	1.0 5 1 0 0 1 1 0 0 0 0 0 11 16 0.00 2.000	1.0 6 3 3 3 2 0 0 0 0 0 0 1 11 18 27.00 3.000																	

Batter	1	2	3	4	5	6	7	8	9	AB	R	H	RBI	BB	SO	LOB	BOTTOM					
11 Jimmy Rollins, S OBP: 0.379, SLG: 0.374										4	0	2	1	1	0	1	<p>Washington Nationals @ Philadelphia Phillies Citizens Bank Park, Philadelphia, PA Wed May 04 2011, 7:08 PM - 9:52 PM EDT Att: 44,123 - Cloudy - 54 F</p> <p>livebaseballscorecards.com</p> <p>AB 33 R 7 H 11 RBI 6 BB 3 SO 3 LOB 14</p>					
8 Shane Victorino, S OBP: 0.352, SLG: 0.470										4	0	1	2	0	0	2						
27 Placido Polanco, R OBP: 0.419, SLG: 0.487										3	0	1	1	0	0	2						
6 Ryan Howard, L OBP: 0.349, SLG: 0.522										4	0	0	0	0	1	3						
10 Ben Francisco, R OBP: 0.347, SLG: 0.413										3	1	0	0	1	1	1						
29 Raul Ibanez, L OBP: 0.286, SLG: 0.293										4	2	3	1	0	0	0						
23 Brian Schneider, L OBP: 0.244, SLG: 0.368										4	1	2	0	0	0	1						
21 Wilson Valdez, R OBP: 0.276, SLG: 0.278										4	2	1	1	0	0	1						
49 Vance Worley, R 7 Ross Ohlendorf, L 16 J.C. Romero, S 40 Michael Stutes, R 7 Michael Martinez, S 55 Danys Baez, R										2	1	1	0	0	0	0						
Inning Stats	R: 0 E: 0 K: 0 S: 7	H: 1 LOB: 0 BB: 0 P: 13	R: 0 E: 0 K: 2 S: 9	H: 1 LOB: 1 BB: 0 P: 16	R: 0 E: 0 K: 0 S: 10	H: 0 LOB: 0 BB: 0 P: 12	R: 0 E: 0 K: 0 S: 6	H: 1 LOB: 1 BB: 0 P: 13	R: 3 E: 0 K: 1 S: 14	H: 4 LOB: 2 BB: 1 P: 23	R: 4 E: 0 K: 1 S: 16	H: 4 LOB: 1 BB: 1 P: 25	R: 0 E: 0 K: 0 S: 8	H: 0 LOB: 0 BB: 0 P: 14	R: 0 E: 0 K: 0 S: 13	H: 0 LOB: 1 BB: 1 P: 20		R: 0 E: 0 K: 0 S: 13	H: 0 LOB: 1 BB: 1 P: 20	1B: 10 2B: 0 3B: 0 HR: 1	SF: 1 SAC: 0 DP: 1 HBP: 0	WP: 0 PB: 0 SB: 0 CS: 0
PITCHER	IP WLS BF H R ER SO BB IBB HBP BLK WP HR S P ERA WHIP	5.0 L 26 10 7 6 2 0 2 0 0 0 0 0 51 89 10.80 2.400	1.0 4 1 0 0 1 0 0 0 0 0 0 11 13 0.00 1.000	1.0 3 0 0 0 0 0 0 0 0 0 0 8 14 0.00 0.000	1.0 4 0 0 0 0 1 0 0 0 0 0 0 13 20 0.00 1.000																	

Batter	1	2	3	4	5	6	7	8	9	AB	R	H	RBI	BB	SO	LOB	TOP							
14 Martín Prado, R OBP: 0.308, SLG: 0.404										5	1	2	1	0	3	2	Atlanta Braves @ Philadelphia Phillies Citizens Bank Park, Philadelphia, PA Fri May 06 2011, 7:09 PM - 9:49 PM EDT Att: 45,495 - Partly Cloudy - 67 F							
2 Alex Gonzalez, R OBP: 0.291, SLG: 0.422										5	1	3	1	0	2	1								
10 Chipper Jones, S OBP: 0.364, SLG: 0.479										5	1	2	1	0	2	2								
16 Brian McCann, L OBP: 0.378, SLG: 0.396										4	1	2	1	0	1	4								
26 Dan Uggla, R OBP: 0.268, SLG: 0.386										4	0	1	1	0	2	3								
5 Freddie Freeman, L OBP: 0.371, SLG: 0.358										4	0	0	0	0	2	1								
4 Joe Mather, R										4	0	0	0	0	3	0								
39 Jonny Venters, L										0	0	0	0	0	0	0								
46 Craig Kimbrel, R										0	0	0	0	0	0	0								
13 Nate McLouth, L OBP: 0.364, SLG: 0.391										4	0	0	0	0	2	0								
32 Derek Lowe, R OBP: 0.308, SLG: 0.182										2	0	1	0	1	1	0								
34 Eric O'Flaherty, L										0	0	0	0	0	0	0								
22 Jason Heyward, L OBP: 0.341, SLG: 0.470										1	1	1	0	0	0	0								
Inning Stats	R: 0 H: 2 E: 0 K: 2 S: 17	H: 0 LOB: 2 BB: 0 P: 25	R: 0 H: 0 E: 0 K: 0 S: 6	H: 0 LOB: 0 BB: 0 P: 9	R: 3 H: 4 E: 0 K: 3 S: 15	H: 4 LOB: 1 BB: 0 P: 18	R: 0 H: 0 E: 0 K: 3 S: 12	H: 0 LOB: 1 BB: 0 P: 18	R: 0 H: 1 E: 0 K: 2 S: 11	H: 1 LOB: 1 BB: 0 P: 15	R: 0 H: 0 E: 0 K: 3 S: 11	H: 0 LOB: 0 BB: 0 P: 12	R: 0 H: 2 E: 0 K: 3 S: 15	H: 2 LOB: 2 BB: 0 P: 20	R: 0 H: 0 E: 0 K: 1 S: 6	H: 0 LOB: 0 BB: 0 P: 8	R: 2 H: 3 E: 0 K: 1 S: 11	H: 3 LOB: 0 BB: 0 P: 17	1B: 8 2B: 4 3B: 0 HR: 0	SF: 0 SAC: 0 DP: 0 HBP: 0	WP: 0 PB: 0 SB: 1 CS: 0	PA: 39		
PITCHER	IP WLS BF ERA WHIP	IP WLS BF ERA WHIP	IP WLS BF ERA WHIP	IP WLS BF ERA WHIP	IP WLS BF ERA WHIP	IP WLS BF ERA WHIP	IP WLS BF ERA WHIP	IP WLS BF ERA WHIP	IP WLS BF ERA WHIP	IP WLS BF ERA WHIP	IP WLS BF ERA WHIP	IP WLS BF ERA WHIP	IP WLS BF ERA WHIP	IP WLS BF ERA WHIP	IP WLS BF ERA WHIP	IP WLS BF ERA WHIP	IP WLS BF ERA WHIP	IP WLS BF ERA WHIP	IP WLS BF ERA WHIP	IP WLS BF ERA WHIP	IP WLS BF ERA WHIP	IP WLS BF ERA WHIP	IP WLS BF ERA WHIP	IP WLS BF ERA WHIP

AB	38
R	5
H	12
RBI	5
BB	1
SO	18
LOB	13



Batter	1	2	3	4	5	6	7	8	9	AB	R	H	RBI	BB	SO	LOB	BOTTOM						
11 Jimmy Rollins, S OBP: 0.376, SLG: 0.366										3	0	0	0	1	0	0	Atlanta Braves @ Philadelphia Phillies Citizens Bank Park, Philadelphia, PA Fri May 06 2011, 7:09 PM - 9:49 PM EDT Att: 45,495 - Partly Cloudy - 67 F						
8 Shane Victorino, S OBP: 0.358, SLG: 0.484										4	0	1	0	0	1	1							
27 Placido Polanco, R OBP: 0.416, SLG: 0.498										3	0	1	0	0	1	0							
21 Wilson Valdez, R OBP: 0.284, SLG: 0.286										1	0	0	0	0	0	1							
6 Ryan Howard, L OBP: 0.336, SLG: 0.492										4	0	0	0	0	3	3							
10 Ben Francisco, R OBP: 0.352, SLG: 0.406										2	0	0	0	1	1	2							
29 Raul Ibanez, L OBP: 0.276, SLG: 0.340										3	0	0	0	0	1	3							
5 Pete Orr, L OBP: 0.333, SLG: 0.299										2	0	0	0	0	1	0							
7 Michael Martinez, S OBP: 0.250, SLG: 0.167										1	0	0	0	0	1	0							
23 Brian Schneider, L OBP: 0.227, SLG: 0.341										3	0	0	0	0	1	0							
33 Cliff Lee, L										2	0	0	0	0	1	0							
16 J.C. Romero, S										0	0	0	0	0	0	0							
15 John Mayberry Jr., R OBP: 0.393, SLG: 0.459										1	0	0	0	0	0	0							
55 Danys Baez, R										0	0	0	0	0	0	0							
Inning Stats	R: 0 H: 0 E: 0 K: 0 S: 10	H: 0 LOB: 0 BB: 0 P: 15	R: 0 H: 0 E: 0 K: 0 S: 10	H: 0 LOB: 1 BB: 1 P: 20	R: 0 H: 0 E: 0 K: 0 S: 7	H: 0 LOB: 0 BB: 0 P: 10	R: 0 H: 0 E: 0 K: 3 S: 10	H: 0 LOB: 0 BB: 0 P: 16	R: 0 H: 0 E: 0 K: 1 S: 5	H: 0 LOB: 0 BB: 0 P: 9	R: 0 H: 0 E: 0 K: 1 S: 8	H: 0 LOB: 0 BB: 0 P: 13	R: 0 H: 2 E: 0 K: 3 S: 19	H: 2 LOB: 2 BB: 0 P: 29	R: 0 H: 0 E: 0 K: 2 S: 7	H: 0 LOB: 0 BB: 0 P: 11	R: 0 H: 0 E: 0 K: 1 S: 16	H: 0 LOB: 1 BB: 1 P: 25	1B: 1 2B: 1 3B: 0 HR: 0	SF: 0 SAC: 0 DP: 0 HBP: 0	WP: 0 PB: 0 SB: 0 CS: 0	PA: 31	
PITCHER	IP WLS BF ERA WHIP	IP WLS BF ERA WHIP	IP WLS BF ERA WHIP	IP WLS BF ERA WHIP	IP WLS BF ERA WHIP	IP WLS BF ERA WHIP	IP WLS BF ERA WHIP	IP WLS BF ERA WHIP	IP WLS BF ERA WHIP	IP WLS BF ERA WHIP	IP WLS BF ERA WHIP	IP WLS BF ERA WHIP	IP WLS BF ERA WHIP	IP WLS BF ERA WHIP	IP WLS BF ERA WHIP	IP WLS BF ERA WHIP	IP WLS BF ERA WHIP	IP WLS BF ERA WHIP	IP WLS BF ERA WHIP	IP WLS BF ERA WHIP	IP WLS BF ERA WHIP	IP WLS BF ERA WHIP	IP WLS BF ERA WHIP



Batter	1	2	3	4	5	6	7	8	9	AB	R	H	RBI	BB	SO	LOB	TOP				
11 Jimmy Rollins, S OBP: 0.381, SLG: 0.385										5	2	2	1	0	1	0					
8 Shane Victorino, S OBP: 0.358, SLG: 0.518										4	1	1	0	1	0	2					
27 Placido Polanco, R OBP: 0.404, SLG: 0.467										4	1	1	1	1	0	1					
6 Ryan Howard, L OBP: 0.347, SLG: 0.511										4	1	2	1	1	1	1					
29 Raul Ibanez, L OBP: 0.283, SLG: 0.342										4	0	2	0	0	0	3					
7 Ross Gload, L OBP: 0.354, SLG: 0.364										3	0	2	2	0	0	0					
15 John Mayberry Jr., R OBP: 0.400, SLG: 0.462										1	0	1	0	0	0	0					
5 Pete Orr, L OBP: 0.267, SLG: 0.267										4	0	0	0	0	2	5					
21 Wilson Valdez, R OBP: 0.282, SLG: 0.296										0	0	0	0	0	0	0					
23 Brian Schneider, L OBP: 0.208, SLG: 0.300										4	0	0	0	0	0	3					
56 Joe Blanton, R OBP: 0.222, SLG: 0.222										2	1	1	0	0	0	0					
7 Michael Martinez, S OBP: 0.227, SLG: 0.150										1	0	0	0	0	0	0					
49 Vance Worley, R OBP: 0.400, SLG: 0.400										1	0	0	0	0	1	1					
46 Ryan Madson, L OBP: 0.278, SLG: 0.290										0	0	0	0	0	0	0					
Inning Stats	R: 1 H: 3 E: 0 K: 0 S: 10	H: 3 LOB: 2 BB: 0 P: 17	R: 0 H: 0 E: 0 K: 0 S: 7	H: 0 LOB: 0 BB: 0 P: 11	R: 3 H: 5 E: 1 K: 0 S: 15	H: 5 LOB: 2 BB: 0 P: 26	R: 0 H: 0 E: 0 K: 0 S: 8	H: 0 LOB: 0 BB: 0 P: 13	R: 2 H: 3 E: 0 K: 1 S: 14	H: 3 LOB: 2 BB: 1 P: 20	R: 0 H: 0 E: 0 K: 0 S: 6	H: 0 LOB: 0 BB: 0 P: 7	R: 0 H: 0 E: 0 K: 2 S: 11	H: 1 LOB: 1 BB: 0 P: 13	R: 0 H: 0 E: 1 K: 2 S: 10	H: 0 LOB: 1 BB: 1 P: 19	1B: 9 2B: 1 3B: 1 HR: 1	SF: 1 SAC: 0 DP: 0 HBP: 0	WP: 0 PB: 0 SB: 2 CS: 0	PA: 40	
PITCHER	IP WLS BF H R ER SO BB IBB HBP BLK WP HR S P ERA WHIP	IP WLS BF H R ER SO BB IBB HBP BLK WP HR S P ERA WHIP	IP WLS BF H R ER SO BB IBB HBP BLK WP HR S P ERA WHIP	IP WLS BF H R ER SO BB IBB HBP BLK WP HR S P ERA WHIP	IP WLS BF H R ER SO BB IBB HBP BLK WP HR S P ERA WHIP	IP WLS BF H R ER SO BB IBB HBP BLK WP HR S P ERA WHIP	IP WLS BF H R ER SO BB IBB HBP BLK WP HR S P ERA WHIP	IP WLS BF H R ER SO BB IBB HBP BLK WP HR S P ERA WHIP	IP WLS BF H R ER SO BB IBB HBP BLK WP HR S P ERA WHIP	IP WLS BF H R ER SO BB IBB HBP BLK WP HR S P ERA WHIP	IP WLS BF H R ER SO BB IBB HBP BLK WP HR S P ERA WHIP	IP WLS BF H R ER SO BB IBB HBP BLK WP HR S P ERA WHIP	IP WLS BF H R ER SO BB IBB HBP BLK WP HR S P ERA WHIP	IP WLS BF H R ER SO BB IBB HBP BLK WP HR S P ERA WHIP	IP WLS BF H R ER SO BB IBB HBP BLK WP HR S P ERA WHIP	IP WLS BF H R ER SO BB IBB HBP BLK WP HR S P ERA WHIP	IP WLS BF H R ER SO BB IBB HBP BLK WP HR S P ERA WHIP	IP WLS BF H R ER SO BB IBB HBP BLK WP HR S P ERA WHIP	IP WLS BF H R ER SO BB IBB HBP BLK WP HR S P ERA WHIP	IP WLS BF H R ER SO BB IBB HBP BLK WP HR S P ERA WHIP	IP WLS BF H R ER SO BB IBB HBP BLK WP HR S P ERA WHIP

Philadelphia Phillies @ Florida Marlins
Sun Life Stadium, Miami, FL
Mon May 09 2011, 7:12 PM - 10:01 PM EDT
Att: 11,444 - Clear - 86 F

AB 37
R 6
H 12
RBI 5
BB 2
SO 5
LOB 16



Batter	1	2	3	4	5	6	7	8	9	AB	R	H	RBI	BB	SO	LOB	BOTTOM					
8 Chris Coghlan, L OBP: 0.345, SLG: 0.443										4	1	3	1	1	1	1						
1 Emilio Bonifacio, S OBP: 0.364, SLG: 0.420										5	0	0	0	0	1	5						
2 Hanley Ramirez, R OBP: 0.297, SLG: 0.270										4	1	2	0	0	0	2						
15 Gaby Sanchez, R OBP: 0.423, SLG: 0.550										4	1	3	3	0	0	1						
27 Giancarlo Stanton, R OBP: 0.325, SLG: 0.462										3	0	1	0	1	1	1						
29 Greg Dobbs, L OBP: 0.390, SLG: 0.471										4	0	0	0	0	0	4						
14 John Buck, R OBP: 0.317, SLG: 0.427										2	0	0	0	2	2	0						
13 Omar Infante, R OBP: 0.286, SLG: 0.304										3	1	1	0	0	0	3						
44 Brian Sanchez, R OBP: 1.000, SLG: 1.000										0	0	0	0	0	0	0						
38 Randy Choate, L OBP: 0.278, SLG: 0.290										1	0	1	0	0	0	0						
23 Javier Vazquez, R OBP: 0.364, SLG: 0.300										1	0	0	0	0	0	0						
34 Edward Mujica, R OBP: 0.278, SLG: 0.290										2	0	0	0	0	0	1						
16 Bryan Petersen, L OBP: 0.64										2	0	0	0	0	0	1						
Inning Stats	R: 2 H: 3 E: 0 K: 0 S: 10	H: 2 LOB: 1 BB: 0 P: 18	R: 1 H: 2 E: 0 K: 1 S: 10	H: 2 LOB: 0 BB: 0 P: 18	R: 0 H: 2 E: 0 K: 0 S: 6	H: 2 LOB: 1 BB: 0 P: 6	R: 0 H: 0 E: 0 K: 0 S: 7	H: 0 LOB: 0 BB: 1 P: 13	R: 0 H: 1 E: 0 K: 1 S: 7	H: 1 LOB: 0 BB: 0 P: 9	R: 0 H: 1 E: 0 K: 0 S: 17	H: 1 LOB: 2 BB: 1 P: 26	R: 0 H: 0 E: 0 K: 0 S: 14	H: 0 LOB: 1 BB: 1 P: 23	R: 1 H: 1 E: 0 K: 2 S: 11	H: 1 LOB: 0 BB: 0 P: 12	R: 0 H: 1 E: 0 K: 1 S: 9	H: 1 LOB: 1 BB: 0 P: 13	1B: 9 2B: 1 3B: 0 HR: 1	SF: 0 SAC: 1 DP: 4 HBP: 0	WP: 0 PB: 0 SB: 1 CS: 0	PA: 38
PITCHER	IP WLS BF H R ER SO BB IBB HBP BLK WP HR S P ERA WHIP	IP WLS BF H R ER SO BB IBB HBP BLK WP HR S P ERA WHIP	IP WLS BF H R ER SO BB IBB HBP BLK WP HR S P ERA WHIP	IP WLS BF H R ER SO BB IBB HBP BLK WP HR S P ERA WHIP	IP WLS BF H R ER SO BB IBB HBP BLK WP HR S P ERA WHIP	IP WLS BF H R ER SO BB IBB HBP BLK WP HR S P ERA WHIP	IP WLS BF H R ER SO BB IBB HBP BLK WP HR S P ERA WHIP	IP WLS BF H R ER SO BB IBB HBP BLK WP HR S P ERA WHIP	IP WLS BF H R ER SO BB IBB HBP BLK WP HR S P ERA WHIP	IP WLS BF H R ER SO BB IBB HBP BLK WP HR S P ERA WHIP	IP WLS BF H R ER SO BB IBB HBP BLK WP HR S P ERA WHIP	IP WLS BF H R ER SO BB IBB HBP BLK WP HR S P ERA WHIP	IP WLS BF H R ER SO BB IBB HBP BLK WP HR S P ERA WHIP	IP WLS BF H R ER SO BB IBB HBP BLK WP HR S P ERA WHIP	IP WLS BF H R ER SO BB IBB HBP BLK WP HR S P ERA WHIP	IP WLS BF H R ER SO BB IBB HBP BLK WP HR S P ERA WHIP	IP WLS BF H R ER SO BB IBB HBP BLK WP HR S P ERA WHIP	IP WLS BF H R ER SO BB IBB HBP BLK WP HR S P ERA WHIP	IP WLS BF H R ER SO BB IBB HBP BLK WP HR S P ERA WHIP	IP WLS BF H R ER SO BB IBB HBP BLK WP HR S P ERA WHIP	IP WLS BF H R ER SO BB IBB HBP BLK WP HR S P ERA WHIP	

Philadelphia Phillies @ Florida Marlins
Sun Life Stadium, Miami, FL
Mon May 09 2011, 7:12 PM - 10:01 PM EDT
Att: 11,444 - Clear - 86 F

AB 33
R 4
H 11
RBI 4
BB 4
SO 5
LOB 18



Batter	1	2	3	4	5	6	7	8	9	AB	R	H	RBI	BB	SO	LOB	TOP				
11 Jimmy Rollins, S OBP: 0.375, SLG: 0.379	G4-3	G4-3		L9			FC6-4 1B		G4-3	5	0	1	0	0	0	4	Philadelphia Phillies @ Florida Marlins Sun Life Stadium, Miami, FL Tue May 10 2011, 7:11 PM - 9:47 PM EDT Att: 21,955 - Clear - 83 F				
8 Shane Victorino, S OBP: 0.353, SLG: 0.507	G4-3		29 1B		G3		F7		G3-1	5	0	1	0	0	2						
27 Placido Polanco, R OBP: 0.394, SLG: 0.453	G1-3		L8		K		FC6-4			4	0	0	0	0	1						
6 Ryan Howard, L OBP: 0.344, SLG: 0.526			K		P5					4	1	1	1	0	2						
29 Raul Ibanez, L OBP: 0.290, SLG: 0.355		HR								4	0	2	0	0	0						
10 Ben Francisco, R OBP: 0.353, SLG: 0.386		5 BB								2	0	1	0	1	0						
5 Pete Orr, L OBP: 0.305, SLG: 0.255		HBP								2	0	0	0	1	0						
21 Wilson Valdez, R OBP: 0.279, SLG: 0.293										1	0	0	0	0	1						
4 Dane Sardinha, R OBP: 0.357, SLG: 0.182										2	0	0	0	1	1						
7 Ross Gload, L OBP: 0.348, SLG: 0.348										1	0	0	0	0	1						
34 Roy Halladay, R OBP: 0.053, SLG: 0.053										3	0	0	0	0	3						
15 John Mayberry Jr., R OBP: 0.412, SLG: 0.462										0	0	0	0	1	0						
Inning Stats	R: 0 E: 0 K: 0 S: 9	H: 0 LOB: 0 BB: 0 P: 10	R: 1 E: 0 K: 2 S: 17	H: 2 LOB: 3 BB: 1 P: 29	R: 0 E: 0 K: 1 S: 12	H: 2 LOB: 0 BB: 1 P: 21	R: 0 E: 0 K: 1 S: 8	H: 0 LOB: 0 BB: 0 P: 14	R: 0 E: 0 K: 1 S: 7	H: 1 LOB: 2 BB: 1 P: 18	R: 0 E: 0 K: 1 S: 10	H: 1 LOB: 1 BB: 0 P: 13	R: 0 E: 0 K: 1 S: 11	H: 0 LOB: 1 BB: 1 P: 16	R: 0 E: 0 K: 1 S: 11	H: 0 LOB: 1 BB: 1 P: 16	1B: 4 2B: 1 3B: 0 HR: 1	SF: 0 SAC: 0 DP: 1 HBP: 0	WP: 0 PB: 0 SB: 0 CS: 0	PA: 38	
PITCHER	IP WLS BF H R ER SO BB IBB HBP BLK WP HR S P ERA WHIP	IP WLS BF H R ER SO BB IBB HBP BLK WP HR S P ERA WHIP	IP WLS BF H R ER SO BB IBB HBP BLK WP HR S P ERA WHIP	IP WLS BF H R ER SO BB IBB HBP BLK WP HR S P ERA WHIP	IP WLS BF H R ER SO BB IBB HBP BLK WP HR S P ERA WHIP	IP WLS BF H R ER SO BB IBB HBP BLK WP HR S P ERA WHIP	IP WLS BF H R ER SO BB IBB HBP BLK WP HR S P ERA WHIP	IP WLS BF H R ER SO BB IBB HBP BLK WP HR S P ERA WHIP	IP WLS BF H R ER SO BB IBB HBP BLK WP HR S P ERA WHIP	IP WLS BF H R ER SO BB IBB HBP BLK WP HR S P ERA WHIP	IP WLS BF H R ER SO BB IBB HBP BLK WP HR S P ERA WHIP	IP WLS BF H R ER SO BB IBB HBP BLK WP HR S P ERA WHIP	IP WLS BF H R ER SO BB IBB HBP BLK WP HR S P ERA WHIP	IP WLS BF H R ER SO BB IBB HBP BLK WP HR S P ERA WHIP	IP WLS BF H R ER SO BB IBB HBP BLK WP HR S P ERA WHIP	IP WLS BF H R ER SO BB IBB HBP BLK WP HR S P ERA WHIP	IP WLS BF H R ER SO BB IBB HBP BLK WP HR S P ERA WHIP				
55 Josh Johnson, R ERA: 1.63	7.0	31	6	1	1	7	2	1	1	0	0	0	0	0	0	0	1	72	114	1.29	1.143
40 Mike Dunn, L ERA: 1.26	1.0	W	3	0	0	0	1	0	0	0	0	0	0	0	0	0	0	11	16	0.00	0.000
46 Juan Carlos Oviedo, R ERA: 2.55	1.0	S	4	0	0	0	1	1	0	0	0	0	0	0	0	0	0	11	16	0.00	1.000

Batter	1	2	3	4	5	6	7	8	9	AB	R	H	RBI	BB	SO	LOB	BOTTOM				
8 Chris Coghlan, L OBP: 0.346, SLG: 0.452	K		SF8 2B		G4-3					4	0	2	1	0	1	0	Philadelphia Phillies @ Florida Marlins Sun Life Stadium, Miami, FL Tue May 10 2011, 7:11 PM - 9:47 PM EDT Att: 21,955 - Clear - 83 F				
1 Emilio Bonifacio, S OBP: 0.390, SLG: 0.417		2 CS								3	0	1	1	0	0	1					
2 Hanley Ramirez, R OBP: 0.303, SLG: 0.272										3	0	1	0	1	2	1					
15 Gaby Sanchez, R OBP: 0.412, SLG: 0.534										4	0	0	0	0	1	4					
29 Greg Dobbs, L OBP: 0.388, SLG: 0.465										3	0	1	0	0	1	0					
27 Giancarlo Stanton, R OBP: 0.317, SLG: 0.450										3	0	0	0	0	2	1					
14 John Buck, R OBP: 0.310, SLG: 0.416										3	0	0	0	0	1	1					
13 Omar Infante, R OBP: 0.280, SLG: 0.297										3	1	0	0	0	0	0					
55 Josh Johnson, L OBP: 0.250, SLG: 0.167										1	1	0	0	1	1	0					
40 Mike Dunn, L										0	0	0	0	0	0	0					
56 Osvaldo Martinez, R OBP: 0.230, SLG: 0.250										1	0	0	0	0	0	1					
46 Juan Carlos Oviedo, R										0	0	0	0	0	0	0					
Inning Stats	R: 0 E: 0 K: 2 S: 10	H: 1 LOB: 1 BB: 0 P: 12	R: 0 E: 0 K: 1 S: 8	H: 1 LOB: 0 BB: 0 P: 12	R: 1 E: 0 K: 0 S: 14	H: 1 LOB: 2 BB: 2 P: 26	R: 0 E: 0 K: 3 S: 9	H: 0 LOB: 0 BB: 0 P: 13	R: 0 E: 0 K: 1 S: 8	H: 0 LOB: 0 BB: 0 P: 8	R: 0 E: 0 K: 1 S: 6	H: 0 LOB: 0 BB: 0 P: 9	R: 0 E: 0 K: 0 S: 7	H: 0 LOB: 0 BB: 0 P: 10	R: 1 E: 1 K: 1 S: 16	H: 2 LOB: 2 BB: 0 P: 25	1B: 4 2B: 2 3B: 0 HR: 0	SF: 1 SAC: 0 DP: 1 HBP: 0	WP: 1 PB: 0 SB: 1 CS: 1	PA: 31	
PITCHER	IP WLS BF H R ER SO BB IBB HBP BLK WP HR S P ERA WHIP	IP WLS BF H R ER SO BB IBB HBP BLK WP HR S P ERA WHIP	IP WLS BF H R ER SO BB IBB HBP BLK WP HR S P ERA WHIP	IP WLS BF H R ER SO BB IBB HBP BLK WP HR S P ERA WHIP	IP WLS BF H R ER SO BB IBB HBP BLK WP HR S P ERA WHIP	IP WLS BF H R ER SO BB IBB HBP BLK WP HR S P ERA WHIP	IP WLS BF H R ER SO BB IBB HBP BLK WP HR S P ERA WHIP	IP WLS BF H R ER SO BB IBB HBP BLK WP HR S P ERA WHIP	IP WLS BF H R ER SO BB IBB HBP BLK WP HR S P ERA WHIP	IP WLS BF H R ER SO BB IBB HBP BLK WP HR S P ERA WHIP	IP WLS BF H R ER SO BB IBB HBP BLK WP HR S P ERA WHIP	IP WLS BF H R ER SO BB IBB HBP BLK WP HR S P ERA WHIP	IP WLS BF H R ER SO BB IBB HBP BLK WP HR S P ERA WHIP	IP WLS BF H R ER SO BB IBB HBP BLK WP HR S P ERA WHIP	IP WLS BF H R ER SO BB IBB HBP BLK WP HR S P ERA WHIP	IP WLS BF H R ER SO BB IBB HBP BLK WP HR S P ERA WHIP	IP WLS BF H R ER SO BB IBB HBP BLK WP HR S P ERA WHIP				
34 Roy Halladay, R ERA: 2.05	8.0	L	31	5	2	1	9	2	0	0	0	0	0	0	0	0	1	78	115	1.12	0.875



Batter	1	2	3	4	5	6	7	8	9	AB	R	H	RBI	BB	SO	LOB	TOP										
11 Jimmy Rollins, S OBP: 0.365, SLG: 0.373	F8	F7		F7			8 1B 2B		G4-3	5	1	1	0	0	0	0											
8 Shane Victorino, S OBP: 0.349, SLG: 0.513	6 HR 1B	G3-1			F8		2H 1B		L1-3	5	1	2	1	0	0	0											
27 Placido Polanco, R OBP: 0.393, SLG: 0.456	6 HR 1B			G6-3			F8			4	1	2	0	0	0	1											
6 Ryan Howard, L OBP: 0.346, SLG: 0.542	2H HR 1B			F8						4	2	2	3	0	1	1											
10 Ben Francisco, R OBP: 0.340, SLG: 0.369	5 G4-3 1B			K			P6		K	4	0	1	0	0	2	1											
29 Raul Ibanez, L OBP: 0.295, SLG: 0.364	5 G4-3 1B			K			G6-3			4	0	2	1	0	1	0											
5 Pete Orr, L 15 John Mayberry Jr., R 49 Vance Worley, R 46 Ryan Madson, L	G4-3			K			G6-3		P4	3	0	0	0	0	1	2											
51 Carlos Ruiz, R 35 Cole Hamels, L 7 Ross Ohlendorf, L 16 J.C. Romero, S 40 Michael Stutes, R 37 Antonio Bastardo, R 21 Wilson Valdez, R	IBB			G4-3			F8		G6-3	2	0	0	0	0	1	3											
Inning Stats	R: 3 H: 5 E: 0 K: 1 S: 23	H: 5 R: 1 ER: 1 LOB: 1 BB: 1 P: 40	R: 0 H: 1 E: 0 K: 0 S: 10	H: 1 R: 0 ER: 0 LOB: 1 BB: 0 P: 15	R: 0 H: 0 E: 0 K: 3 S: 9	H: 0 R: 0 ER: 0 LOB: 0 BB: 0 P: 16	R: 0 H: 0 E: 0 K: 0 S: 6	H: 0 R: 0 ER: 0 LOB: 0 BB: 0 P: 10	R: 0 H: 0 E: 0 K: 1 S: 10	H: 0 R: 0 ER: 0 LOB: 0 BB: 0 P: 17	R: 1 H: 2 E: 0 K: 0 S: 12	H: 2 R: 0 ER: 0 LOB: 1 BB: 0 P: 21	R: 1 H: 2 E: 0 K: 2 S: 14	H: 2 R: 0 ER: 0 LOB: 1 BB: 0 P: 20	R: 0 H: 0 E: 0 K: 0 S: 7	H: 0 R: 0 ER: 0 LOB: 0 BB: 0 P: 11	1B: 7 2B: 2 3B: 0 HR: 1	SF: 0 SAC: 0 DP: 0 HBP: 0	WP: 0 PB: 0 SB: 0 CS: 0	PA: 38							
PITCHER	IP	WLS	BF	H	R	ER	SO	BB	IBB	HBP	BLK	WP	HR	S	P	ERA	WHIP										
37 Brandon Beachy, R ERA: 3.45	2.0		13	6	3	3	1	0	1	0	0	0	1	33	55	13.50	3.000										
50 Cristhian Martinez, R ERA: 3.0	4.0		12	0	0	0	4	0	0	0	0	0	0	30	52	0.00	0.000										
53 Cory Gearrin, R ERA: 0.48	0.2	H	3	1	1	1	0	0	0	0	0	0	0	6	13	13.50	1.500										
34 Eric O'Flaherty, L ERA: 1.29	1.1	L	7	3	1	1	2	0	0	0	0	0	0	20	32	6.75	2.250										
19 Scott Linebrink, R ERA: 6.92	1.0		3	0	0	0	0	0	0	0	0	0	0	7	11	0.00	0.000										

Philadelphia Phillies @ Atlanta Braves
Turner Field, Atlanta, GA
Fri May 13 2011, 7:38 PM - 10:40 PM EDT
Att: 36,168 - Cloudy - 72 F

AB 37
R 5
H 10
RBI 5
BB 1
SO 7
LOB 10



Batter	1	2	3	4	5	6	7	8	9	AB	R	H	RBI	BB	SO	LOB	BOTTOM										
14 Martin Prado, R OBP: 0.330, SLG: 0.442	13 SH 10 1B			10 CS 1B			13 SH2-4 2B		G1-3	5	1	3	0	0	0	2											
13 Nate McLouth, L OBP: 0.353, SLG: 0.366	16 G3 10 1B			K			SH2-4			2	0	0	0	0	1	1											
10 Chipper Jones, S OBP: 0.365, SLG: 0.464	16 G3 1B			K			16 G4-6-3 IBB			2	0	1	1	3	1	1											
16 Brian McCann, L OBP: 0.370, SLG: 0.385 22 Jason Heyward, L OBP: 0.322, SLG: 0.433	G3			G6-3			G4-6-3			4	0	0	0	1	0	6											
26 Dan Uggla, R OBP: 0.256, SLG: 0.372	K			F8			F8			5	0	0	0	0	3	6											
5 Freddie Freeman, L OBP: 0.320, SLG: 0.362	K			G1-3			K			4	0	0	0	0	3	5											
2 Alex Gonzalez, R OBP: 0.292, SLG: 0.426				K			4 2B 50 2B			4	2	3	0	0	1	0											
4 Joe Mather, R OBP: 0.313, SLG: 0.467				G5-3			4 2B 50 2B			3	1	2	0	0	0	0											
37 Brandon Beachy, R ERA: 3.18 50 Cristhian Martinez, R ERA: 3.0 24 Dion Hernandez, R ERA: 0.6 53 Cory Gearrin, R ERA: 0.48 34 Eric O'Flaherty, L ERA: 1.29 20 Eric Hinske, L ERA: 1.35 19 Scott Linebrink, R ERA: 6.92				K			13 SH2-4 2B			1	0	0	0	0	1	0											
Inning Stats	R: 1 H: 2 E: 1 K: 2 S: 19	H: 2 R: 4 ER: 0 LOB: 2 BB: 0 P: 24	R: 0 H: 0 E: 0 K: 2 S: 9	H: 0 R: 0 ER: 0 LOB: 0 BB: 0 P: 14	R: 0 H: 1 E: 0 K: 2 S: 8	H: 1 R: 0 ER: 0 LOB: 1 BB: 0 P: 13	R: 0 H: 0 E: 0 K: 0 S: 6	H: 0 R: 2 ER: 1 LOB: 2 BB: 1 P: 19	R: 0 H: 2 E: 0 K: 1 S: 14	H: 2 R: 0 ER: 0 LOB: 1 BB: 0 P: 23	R: 0 H: 1 E: 0 K: 2 S: 9	H: 1 R: 0 ER: 0 LOB: 3 BB: 2 P: 24	R: 0 H: 1 E: 0 K: 1 S: 7	H: 1 R: 0 ER: 0 LOB: 2 BB: 1 P: 8	R: 0 H: 0 E: 0 K: 1 S: 7	H: 0 R: 0 ER: 0 LOB: 2 BB: 1 P: 16	1B: 6 2B: 5 3B: 0 HR: 0	SF: 0 SAC: 4 DP: 2 HBP: 0	WP: 1 PB: 1 SB: 0 CS: 1	PA: 41							
PITCHER	IP	WLS	BF	H	R	ER	SO	BB	IBB	HBP	BLK	WP	HR	S	P	ERA	WHIP										
35 Cole Hamels, L ERA: 2.0	6.0		27	8	4	4	7	0	1	0	0	0	0	66	99	6.00	1.333										
16 J.C. Romero, L ERA: 2.0	0.1		4	1	0	0	0	1	1	0	0	0	0	3	13	0.00	6.000										
40 Michael Stutes, R ERA: 0.6	0.1		1	0	0	0	1	0	0	0	0	0	0	3	5	0.00	0.000										
37 Antonio Bastardo, L ERA: 1.35	0.1	W	1	0	0	0	1	0	0	0	0	0	0	3	6	0.00	0.000										
49 Vance Worley, R ERA: 1.15	1.0	H	4	1	0	0	1	0	0	0	0	0	0	7	8	0.00	1.000										

Philadelphia Phillies @ Atlanta Braves
Turner Field, Atlanta, GA
Fri May 13 2011, 7:38 PM - 10:40 PM EDT
Att: 36,168 - Cloudy - 72 F

AB 33
R 4
H 10
RBI 3
BB 4
SO 11
LOB 23



Batter	1	2	3	4	5	6	7	8	9	AB	R	H	RBI	BB	SO	LOB	TOP								
11 Jimmy Rollins, S OBP: 0.355, SLG: 0.374										4	0	2	0	0	1	1	Philadelphia Phillies @ St. Louis Cardinals Busch Stadium, St. Louis, MO Mon May 16 2011, 6:11 PM - 8:47 PM CDT Att: 34,884 - Partly Cloudy - 62 F								
21 Wilson Valdez, R OBP: 0.283, SLG: 0.286										3	0	0	0	0	0	3									
27 Placido Polanco, R OBP: 0.384, SLG: 0.435										1	0	0	0	0	1	0									
29 Raul Ibanez, L OBP: 0.280, SLG: 0.338										4	0	0	0	0	1	0									
6 Ryan Howard, L OBP: 0.339, SLG: 0.510										1	0	0	0	3	0	0									
15 John Mayberry Jr., R OBP: 0.386, SLG: 0.458										4	1	0	0	0	0	3									
10 Ben Francisco, R OBP: 0.336, SLG: 0.357										3	0	1	1	0	0	1									
5 Pete Orr, L OBP: 0.317, SLG: 0.298										3	0	0	0	0	0	1									
51 Carlos Ruiz, R OBP: 0.313, SLG: 0.338										3	0	0	0	0	0	0									
33 Cliff Lee, L OBP: 0.176, SLG: 0.125										2	0	1	0	0	0	0									
40 Michael Stutes, R OBP: 0.321, SLG: 0.321										0	0	0	0	0	0	0									
16 J.C. Romero, S OBP: 0.317, SLG: 0.298										0	0	0	0	0	0	0									
Inning Stats	R: 0 E: 0 K: 1 S: 8	H: 0 LOB: 0 BB: 0 P: 11	R: 1 E: 0 K: 0 S: 12	H: 1 LOB: 0 BB: 1 P: 22	R: 0 E: 0 K: 0 S: 9	H: 1 LOB: 1 BB: 0 P: 14	R: 0 E: 0 K: 0 S: 11	H: 0 LOB: 1 BB: 1 P: 18	R: 0 E: 0 K: 0 S: 11	H: 2 LOB: 2 BB: 0 P: 16	R: 0 E: 0 K: 0 S: 6	H: 0 LOB: 0 BB: 0 P: 16	R: 0 E: 0 K: 0 S: 7	H: 0 LOB: 0 BB: 0 P: 12	R: 0 E: 0 K: 1 S: 7	H: 1 LOB: 0 BB: 0 P: 8	R: 0 E: 0 K: 1 S: 7	H: 0 LOB: 0 BB: 0 P: 11	1B: 4 2B: 1 3B: 0 HR: 0	SF: 0 SAC: 0 DP: 2 HBP: 0	WP: 0 PB: 0 SB: 1 CS: 0	PA: 33			
PITCHER	IP	WLS	BF	H	R	ER	SO	BB	IBB	HBP	BLK	WP	HR	S	P	ERA	WHIP								
35 Jake Westbrook, R ERA: 6.07	7.0	W	26	4	1	1	1	3	0	0	0	0	0	64	109	1.29	1.000								
52 Eduardo Sanchez, R ERA: 2.51	1.0	H	3	1	0	0	1	0	0	0	0	0	0	7	8	0.00	1.000								
59 Fernando Salas, R ERA: 1.08	1.0	S	3	0	0	0	1	0	0	0	0	0	0	7	11	0.00	0.000								

Batter	1	2	3	4	5	6	7	8	9	AB	R	H	RBI	BB	SO	LOB	BOTTOM								
Ryan Theriot, R OBP: 0.357, SLG: 0.331										2	0	2	1	2	0	0	Philadelphia Phillies @ St. Louis Cardinals Busch Stadium, St. Louis, MO Mon May 16 2011, 6:11 PM - 8:47 PM CDT Att: 34,884 - Partly Cloudy - 62 F								
19 Jon Jay, L OBP: 0.417, SLG: 0.500										3	0	1	1	0	0	1									
5 Albert Pujols, R OBP: 0.332, SLG: 0.407										4	0	0	0	0	0	3									
7 Matt Holliday, R OBP: 0.462, SLG: 0.582										2	1	0	0	2	0	0									
12 Lance Berkman, S OBP: 0.443, SLG: 0.689										1	1	0	0	2	0	0									
59 Fernando Salas, R OBP: 0.382, SLG: 0.388										0	0	0	0	0	0	0									
21 Allen Craig, R OBP: 0.362, SLG: 0.388										4	0	0	0	0	1	6									
4 Yadier Molina, R OBP: 0.336, SLG: 0.440										4	0	2	0	0	1	0									
8 Nick Punto, S OBP: 0.360, SLG: 0.391										4	1	2	1	0	0	2									
35 Jake Westbrook, R OBP: 0.125, SLG: 0.188										2	0	0	0	0	2	3									
26 Kyle Lohse, R OBP: 0.136, SLG: 0.136										0	0	0	0	0	0	0									
52 Eduardo Sanchez, R ERA: 3.18										0	0	0	0	0	0	0									
33 Daniel Descalso, L OBP: 0.287, SLG: 0.344										0	0	0	0	0	0	0									
Inning Stats	R: 0 E: 0 K: 0 S: 12	H: 1 LOB: 3 BB: 2 P: 25	R: 0 E: 0 K: 2 S: 8	H: 0 LOB: 0 BB: 0 P: 12	R: 0 E: 0 K: 0 S: 9	H: 0 LOB: 0 BB: 1 P: 15	R: 2 E: 0 K: 2 S: 21	H: 3 LOB: 2 BB: 2 P: 34	R: 0 E: 0 K: 0 S: 5	H: 0 LOB: 0 BB: 0 P: 8	R: 0 E: 0 K: 0 S: 6	H: 0 LOB: 0 BB: 0 P: 11	R: 1 E: 0 K: 0 S: 13	H: 2 LOB: 1 BB: 1 P: 22	R: 0 E: 0 K: 0 S: 10	H: 1 LOB: 2 BB: 0 P: 20	1B: 7 2B: 0 3B: 0 HR: 0	SF: 0 SAC: 2 DP: 2 HBP: 1	WP: 0 PB: 0 SB: 0 CS: 0	PA: 35					
PITCHER	IP	WLS	BF	H	R	ER	SO	BB	IBB	HBP	BLK	WP	HR	S	P	ERA	WHIP								
33 Cliff Lee, L ERA: 3.84	6.1	L	29	6	3	3	4	6	0	0	0	0	0	72	122	4.26	1.895								
40 Michael Stutes, R ERA: 3.18	0.2		1	0	0	0	0	0	0	0	0	0	0	2	5	0.00	0.000								
16 J.C. Romero, L ERA: 3.48	1.0		5	1	0	0	0	0	0	1	0	0	0	10	20	0.00	1.000								

AB	29
R	1
H	5
RBI	1
BB	3
SO	3
LOB	9



AB	26
R	3
H	7
RBI	3
BB	6
SO	4
LOB	15



Batter	1	2	3	4	5	6	7	8	9	AB	R	H	RBI	BB	SO	LOB	TOP								
11 Jimmy Rollins, S OBP: 0.348, SLG: 0.365	F8		G6-3		F8			E4 7 1B 27 SF8		4	1	0	0	0	0	2	Philadelphia Phillies @ St. Louis Cardinals Busch Stadium, St. Louis, MO Tue May 17 2011, 7:16 PM - 9:59 PM CDT Att: 34,567 - Cloudy - 61 F								
7 Michael Martinez, S OBP: 0.250, SLG: 0.241	27 G5-3 1B				G5-3					4	0	2	0	0	1	0									
27 Placido Polanco, R OBP: 0.361, SLG: 0.433	G5-3				F9			SF8		3	0	1	1	0	0	1									
6 Ryan Howard, L OBP: 0.331, SLG: 0.497	F8				K			K		4	0	0	0	0	3	3									
15 John Mayberry Jr., R OBP: 0.377, SLG: 0.442					F9			G5-3		4	0	1	0	0	0	1									
10 Ben Francisco, R OBP: 0.327, SLG: 0.346	F8				P4			F8		4	0	0	0	0	0	1									
21 Wilson Valdez, R OBP: 0.265, SLG: 0.298																									
5 Pete Orr, L OBP: 0.313, SLG: 0.293	P6							K		3	0	1	0	0	0	1									
4 Dane Sardinha, R OBP: 0.333, SLG: 0.176																									
37 Antonio Bastardo, R																									
55 Danys Baez, R																									
16 J.C. Romero, S																									
44 Roy Oswalt, R OBP: 0.167, SLG: 0.091								G5-3		1	0	0	0	0	1	0									
40 Michael Stutes, R										0	0	0	0	0	0	0									
38 Kyle Kendrick, R OBP: 0.333, SLG: 0.333										0	0	0	0	0	0	0									
51 Carlos Ruiz, R OBP: 0.310, SLG: 0.333										1	0	0	0	0	0	0									
Inning Stats	R: 0 E: 0 K: 0 S: 9	H: 1 LOB: 1 BB: 0 P: 15	R: 0 E: 0 K: 0 S: 9	H: 1 LOB: 1 BB: 0 P: 16	R: 0 E: 0 K: 2 S: 10	H: 0 LOB: 0 BB: 0 P: 12	R: 0 E: 0 K: 1 S: 6	H: 0 LOB: 0 BB: 0 P: 11	R: 0 E: 0 K: 1 S: 10	H: 1 LOB: 2 BB: 1 P: 17	R: 0 E: 0 K: 1 S: 12	H: 1 LOB: 1 BB: 0 P: 15	R: 0 E: 0 K: 0 S: 4	H: 0 LOB: 0 BB: 0 P: 5	R: 1 E: 1 K: 1 S: 10	H: 1 LOB: 1 BB: 0 P: 12	R: 0 E: 0 K: 1 S: 9	H: 0 LOB: 0 BB: 0 P: 14	1B: 4 2B: 1 3B: 0 HR: 0	SF: 1 DP: 0 HBP: 0	WP: 0 PB: 0 SB: 1 CS: 0	PA: 34			
PITCHER	IP WLS BF H R ER SO BB IBB HBP BLK WP HR S P ERA WHIP																								
54 Jaime Garcia, L ERA: 1.64	8.0		31	5	1	0	5	1	0	0	0	0	0	0	0	70	103	0.00	0.750						
59 Fernando Salas, R ERA: 1.02	1.0	W	3	0	0	0	1	0	0	0	0	0	0	0	9	14	0.00	0.000							

Batter	1	2	3	4	5	6	7	8	9	AB	R	H	RBI	BB	SO	LOB	BOTTOM								
Ryan Theriot, R OBP: 0.358, SLG: 0.333	L6		19 1B		G4-3		G5-3		5 1B 7 FC6-2 1B	5	0	2	0	0	0	0	Philadelphia Phillies @ St. Louis Cardinals Busch Stadium, St. Louis, MO Tue May 17 2011, 7:16 PM - 9:59 PM CDT Att: 34,567 - Cloudy - 61 F								
19 Jon Jay, L OBP: 0.415, SLG: 0.491	K		5 G6-4-3 1B		F7		F7		7 FC6-2 12 1B	5	1	2	0	0	1	0									
5 Albert Pujols, R OBP: 0.339, SLG: 0.419	K		G6-4-3						12 1B 7 FC6-2 12 1B	5	0	3	0	0	1	2									
7 Matt Holliday, R OBP: 0.447, SLG: 0.561	P3				G4-3		L9		12 1B 7 FC6-2 12 1B	5	0	0	0	0	0	5									
12 Lance Berkman, S OBP: 0.455, SLG: 0.688	21 FC6-4 1B				21 1B 4 BB		4 G1-6-3 21 G5-3 BB		G1-3	3	1	2	1	2	0	0									
21 Allen Craig, R OBP: 0.361, SLG: 0.385																									
27 Tyler Greene, R OBP: 0.333, SLG: 0.345	FC6-4 1B				33 FC4-6 4 1B		G5-3		K	3	0	1	0	0	0	2									
4 Yadier Molina, R OBP: 0.350, SLG: 0.457							G1-6-3			4	0	3	1	0	0	1									
33 Daniel Descalso, L OBP: 0.295, SLG: 0.337										2	0	0	0	2	0	4									
54 Jaime Garcia, L OBP: 0.130, SLG: 0.091										3	0	0	0	0	1	4									
8 Nick Punto, S OBP: 0.355, SLG: 0.385										1	0	0	0	0	1	2									
59 Fernando Salas, R										0	0	0	0	0	0	0									
Inning Stats	R: 0 E: 0 K: 2 S: 8	H: 2 LOB: 2 BB: 0 P: 13	R: 0 E: 0 K: 0 S: 11	H: 2 LOB: 0 BB: 0 P: 16	R: 0 E: 0 K: 0 S: 7	H: 2 LOB: 1 BB: 0 P: 11	R: 1 E: 0 K: 1 S: 12	H: 2 LOB: 2 BB: 1 P: 19	R: 0 E: 0 K: 0 S: 10	H: 1 LOB: 1 BB: 0 P: 17	R: 0 E: 0 K: 0 S: 7	H: 0 LOB: 2 BB: 2 P: 18	R: 0 E: 0 K: 0 S: 8	H: 1 LOB: 1 BB: 0 P: 9	R: 0 E: 0 K: 2 S: 14	H: 1 LOB: 2 BB: 1 P: 21	R: 1 E: 0 K: 0 S: 9	H: 4 LOB: 3 BB: 0 P: 14	1B: 11 2B: 2 3B: 0 HR: 0	SF: 0 DP: 1 HBP: 0	WP: 0 PB: 0 SB: 0 CS: 0	PA: 41			
PITCHER	IP WLS BF H R ER SO BB IBB HBP BLK WP HR S P ERA WHIP																								
44 Roy Oswalt, R ERA: 3.09	5.0		22	7	1	1	3	1	0	0	0	0	0	0	0	48	76	1.80	1.600						
40 Michael Stutes, R ERA: 3.18	0.0		0	0	0	0	0	0	0	0	0	0	0	0	0	0	0	-	-						
38 Kyle Kendrick, R ERA: 1.56	2.0		9	1	0	0	0	1	1	0	0	0	0	0	15	27	0.00	1.000							
37 Antonio Bastardo, L ERA: 1.17	1.0		5	1	0	0	2	1	0	0	0	0	0	0	14	21	0.00	2.000							
55 Danys Baez, R ERA: 4.41	0.1	L	4	3	1	1	0	0	0	0	0	0	0	0	8	13	27.00	9.000							

AB	31
R	1
H	5
RBI	1
BB	1
SO	6
LOB	10



AB	37
R	2
H	13
RBI	2
BB	4
SO	5
LOB	20



Batter	1	2	3	4	5	6	7	8	9	AB	R	H	RBI	BB	SO	LOB	TOP					
24 Dexter Fowler, S OBP: 0.359, SLG: 0.348										5	1	1	0	0	2	0	Colorado Rockies @ Philadelphia Phillies Citizens Bank Park, Philadelphia, PA Thu May 19 2011, 7:07 PM - 10:05 PM EDT Att: 45,425 - Cloudy - 64 F					
18 Jonathan Herrera, S OBP: 0.379, SLG: 0.350										5	0	2	0	0	0	1						
5 Carlos González, L OBP: 0.324, SLG: 0.494										2	1	1	0	0	0	1						
19 Ryan Spilborghs, R OBP: 0.295, SLG: 0.329										2	0	0	0	0	1	1						
2 Troy Tulowitzki, R OBP: 0.324, SLG: 0.512										5	2	1	0	0	0	4						
23 Jason Giambi, L OBP: 0.306, SLG: 0.581										5	3	3	7	0	2	2						
55 Felipe Paulino, R										0	0	0	0	0	0	0						
7 Seth Smith, L OBP: 0.362, SLG: 0.512										4	0	3	0	1	1	0						
22 Jose Lopez, R OBP: 0.236, SLG: 0.311										5	0	4	0	0	0	1						
20 Chris Iannetta, R OBP: 0.378, SLG: 0.440										5	0	0	0	0	4	6						
45 Jhoulys Chacin, R OBP: 0.105, SLG: 0.105										4	0	0	0	0	0	3						
27 Matt Lindstrom, R										0	0	0	0	0	0	0						
21 Ty Wigington, R OBP: 0.286, SLG: 0.355										0	0	0	0	0	0	0						
Inning Stats	R: 3 E: 0 K: 0 S: 14	H: 3 LOB: 1 BB: 1 P: 25	R: 0 E: 0 K: 1 S: 10	H: 0 LOB: 0 BB: 0 P: 14	R: 2 E: 0 K: 1 S: 24	H: 4 LOB: 2 BB: 0 P: 34	R: 0 E: 0 K: 0 S: 11	H: 0 LOB: 2 BB: 0 P: 16	R: 2 E: 1 K: 1 S: 15	H: 3 LOB: 2 BB: 0 P: 24	R: 0 E: 0 K: 2 S: 13	H: 1 LOB: 1 BB: 0 P: 19	R: 0 E: 0 K: 1 S: 14	H: 2 LOB: 1 BB: 0 P: 21	R: 0 E: 0 K: 2 S: 12	H: 1 LOB: 1 BB: 0 P: 18	R: 0 E: 0 K: 2 S: 10	H: 1 LOB: 1 BB: 0 P: 19	1B: 9 2B: 3 3B: 0 HR: 3	SF: 0 SAC: 0 DP: 0 HBP: 1	WP: 0 PB: 0 SB: 0 CS: 0	PA: 44
PITCHER	IP WLS BF H R ER SO BB IBB HBP BLK WP HR S P ERA WHIP																					
38 Kyle Kendrick, R ERA: 3.28	3.0 L 17 7 5 5 2 1 0 0 0 0 0 2 48 73 15.00 2.667																					
55 Danyls Baez, R ERA: 4.42	2.0 10 3 2 1 1 0 0 0 0 0 1 26 40 4.50 1.500																					
47 Scott Mathieson, R ERA: 2.7	2.0 9 3 0 0 3 0 0 0 1 0 0 0 27 40 0.00 1.000																					
40 Michael Stutes, R ERA: 3.19	1.0 4 1 0 0 2 0 0 0 0 0 0 0 12 18 0.00 1.000																					
16 J.C. Romero, L ERA: 3.19	1.0 4 1 0 0 2 0 0 0 0 0 0 0 10 19 0.00 1.000																					

Batter	1	2	3	4	5	6	7	8	9	AB	R	H	RBI	BB	SO	LOB	BOTTOM					
11 Jimmy Rollins, S OBP: 0.344, SLG: 0.358										3	0	0	0	1	1	1	Colorado Rockies @ Philadelphia Phillies Citizens Bank Park, Philadelphia, PA Thu May 19 2011, 7:07 PM - 10:05 PM EDT Att: 45,425 - Cloudy - 64 F					
7 Michael Martinez, S OBP: 0.237, SLG: 0.194										4	0	0	0	0	1	1						
27 Placido Polanco, R OBP: 0.377, SLG: 0.427										4	1	2	0	0	1	0						
6 Ryan Howard, L OBP: 0.319, SLG: 0.475										4	0	0	0	0	2	2						
7 Ross Gload, L OBP: 0.313, SLG: 0.313										4	0	1	0	0	1	1						
29 Raul Ibanez, L OBP: 0.287, SLG: 0.349										4	0	2	1	0	0	1						
51 Carlos Ruiz, R OBP: 0.319, SLG: 0.333										4	0	1	0	0	0	4						
5 Pete Orr, L OBP: 0.299, SLG: 0.279										3	0	0	0	0	1	2						
38 Kyle Kendrick, R ERA: 3.33	7.0 W 27 4 1 1 1 0 0 0 0 0 0 9 76 11 1.29 0.714																					
33 Cliff Lee, L ERA: 1.47	1.0 4 1 0 0 0 0 0 0 0 0 0 9 10 0.00 1.000																					
55 Danyls Baez, R ERA: 6.28	1.0 3 1 0 0 0 0 0 0 0 0 0 6 9 0.00 1.000																					
10 Ben Francisco, R										0	0	0	0	0	0	0						
47 Scott Mathieson, R										0	0	0	0	0	0	0						
15 John Mayberry Jr., R OBP: 0.294, SLG: 0.441										0	0	0	0	0	1	1						
40 Michael Stutes, R										0	0	0	0	0	0	0						
16 J.C. Romero, S										0	0	0	0	0	0	0						
Inning Stats	R: 0 E: 0 K: 0 S: 7	H: 0 LOB: 0 BB: 0 P: 11	R: 0 E: 0 K: 1 S: 8	H: 0 LOB: 0 BB: 0 P: 12	R: 0 E: 0 K: 2 S: 14	H: 1 LOB: 1 BB: 0 P: 18	R: 1 E: 0 K: 2 S: 15	H: 2 LOB: 2 BB: 0 P: 22	R: 0 E: 0 K: 1 S: 12	H: 0 LOB: 1 BB: 1 P: 19	R: 0 E: 0 K: 1 S: 8	H: 0 LOB: 0 BB: 0 P: 12	R: 0 E: 0 K: 2 S: 12	H: 1 LOB: 1 BB: 0 P: 19	R: 0 E: 0 K: 0 S: 9	H: 1 LOB: 1 BB: 0 P: 10	R: 0 E: 0 K: 0 S: 6	H: 1 LOB: 0 BB: 0 P: 9	1B: 5 2B: 1 3B: 0 HR: 0	SF: 0 SAC: 0 DP: 1 HBP: 0	WP: 1 PB: 0 SB: 0 CS: 0	PA: 34
PITCHER	IP WLS BF H R ER SO BB IBB HBP BLK WP HR S P ERA WHIP																					
45 Jhoulys Chacin, R ERA: 2.7	7.0 W 27 4 1 1 1 0 0 0 0 0 0 9 76 11 1.29 0.714																					
27 Matt Lindstrom, R ERA: 1.47	1.0 4 1 0 0 0 0 0 0 0 0 0 9 10 0.00 1.000																					
55 Felipe Paulino, R ERA: 6.28	1.0 3 1 0 0 0 0 0 0 0 0 0 6 9 0.00 1.000																					

Batter	1	2	3	4	5	6	7	8	9	AB	R	H	RBI	BB	SO	LOB	TOP					
1 Elvis Andrus, R OBP: 0.315, SLG: 0.337	F9		FC6-4 1B			G5-3		BB		3	0	1	0	1	0	0	Texas Rangers @ Philadelphia Phillies Citizens Bank Park, Philadelphia, PA Sat May 21 2011, 7:15 PM - 9:46 PM EDT Att: 45,604 - Cloudy - 75 F					
18 Mitch Moreland, L OBP: 0.356, SLG: 0.485	G4-3		FC6-4 5 CS			K		K		4	0	0	0	0	2	2						
5 Ian Kinsler, R OBP: 0.328, SLG: 0.404	K		CS		F9			F8		4	0	1	0	0	1	1						
10 Michael Young, R OBP: 0.378, SLG: 0.483		25 BB 1B								4	0	3	0	0	1	1						
29 Adrian Beltré, R OBP: 0.303, SLG: 0.480	F9									4	0	0	0	0	1	3						
25 Mike Napoli, R OBP: 0.355, SLG: 0.453										3	0	1	0	1	0	1						
7 David Murphy, L OBP: 0.307, SLG: 0.321										3	0	0	0	0	1	3						
23 Craig Gentry, R OBP: 0.286, SLG: 0.167										3	0	0	0	0	3	3						
48 Colby Lewis, R										2	0	0	0	0	1	0						
53 Arthur Rhodes, L										0	0	0	0	0	0	0						
8 Yorvit Torrealba, R OBP: 0.242, SLG: 0.338			L1-6-3							1	0	0	0	0	0	0						
21 Brett Tomko, R										0	0	0	0	0	0	0						
Inning Stats	R: 0 E: 0 K: 1 S: 9	H: 0 LOB: 0 BB: 0 P: 11	R: 0 E: 0 K: 1 S: 14	H: 1 LOB: 2 BB: 1 P: 22	R: 0 E: 0 K: 0 S: 8	H: 1 LOB: 0 BB: 0 P: 10	R: 0 E: 0 K: 1 S: 9	H: 1 LOB: 1 BB: 0 P: 14	R: 0 E: 0 K: 3 S: 9	H: 0 LOB: 0 BB: 0 P: 10	R: 0 E: 0 K: 2 S: 12	H: 1 LOB: 1 BB: 0 P: 17	R: 0 E: 0 K: 1 S: 11	H: 1 LOB: 1 BB: 0 P: 16	R: 0 E: 0 K: 1 S: 13	H: 0 LOB: 1 BB: 1 P: 22	R: 0 E: 0 K: 0 S: 9	H: 1 LOB: 0 BB: 0 P: 12	1B: 6 2B: 0 3B: 0 HR: 0	SF: 0 SAC: 0 DP: 1 HBP: 0	WP: 0 PB: 0 SB: 1 CS: 1	PA: 34
PITCHER	IP ERA WHIP	WLS BF	H R ER SO	BB IBB HBP BLK	WP HR S P	ERA WHIP	PITCHER														IP ERA WHIP	
33 Cliff Lee, L ERA: 3.38	8.0	W 30	H 5 R 0 ER 0 SO 10	BB 2 IBB 0 HBP 0 BLK 0	WP 0 HR 0 S 85 P 122	0.00 0.875																
46 Ryan Madson, R ERA: 0.47	1.0	S 3	H 1 R 0 ER 0 SO 0	BB 0 IBB 0 HBP 0 BLK 0	WP 0 HR 0 S 9 P 12	0.00 1.000																

AB	31
R	0
H	6
RBI	0
BB	2
SO	10
LOB	14



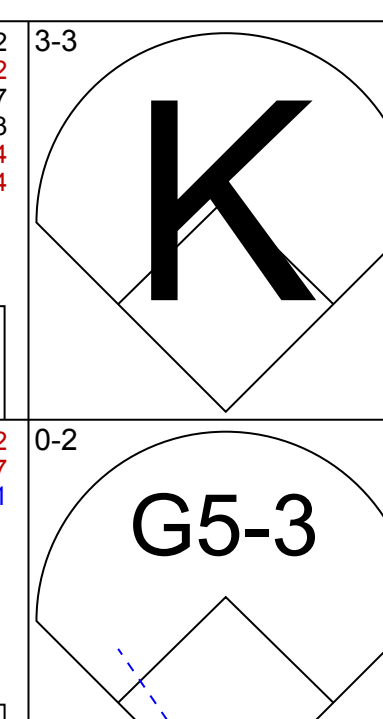
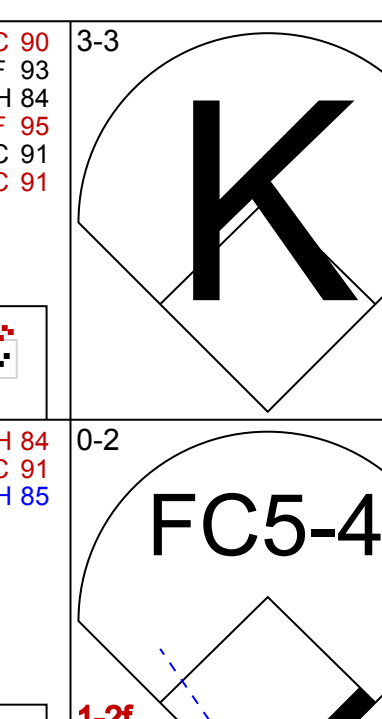
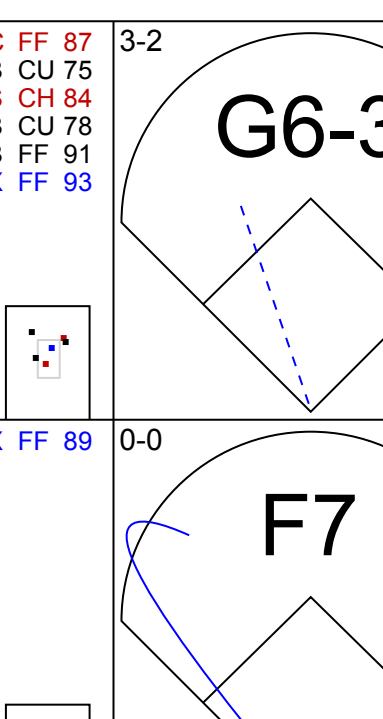
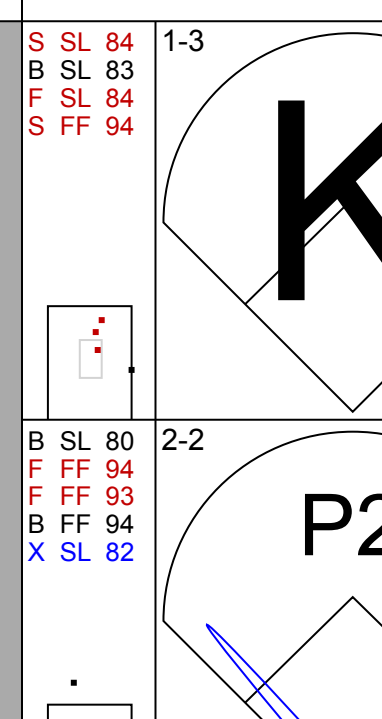
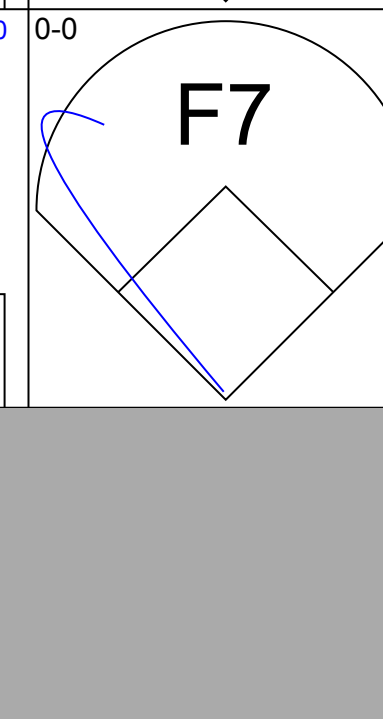

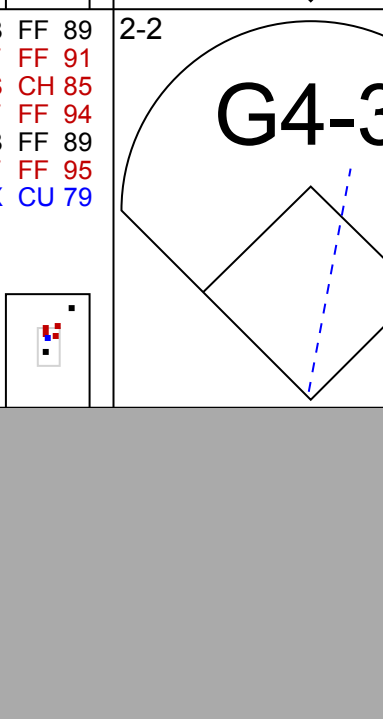


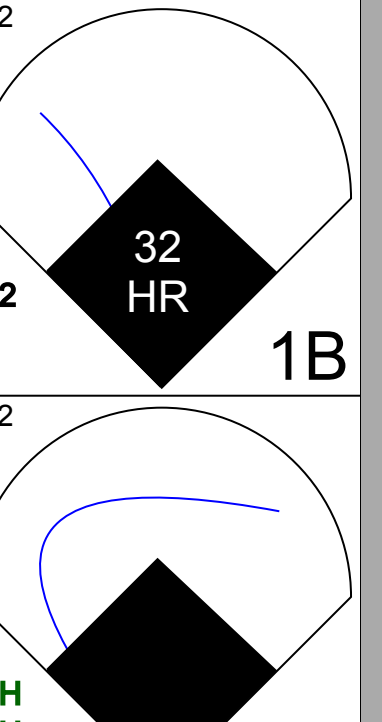

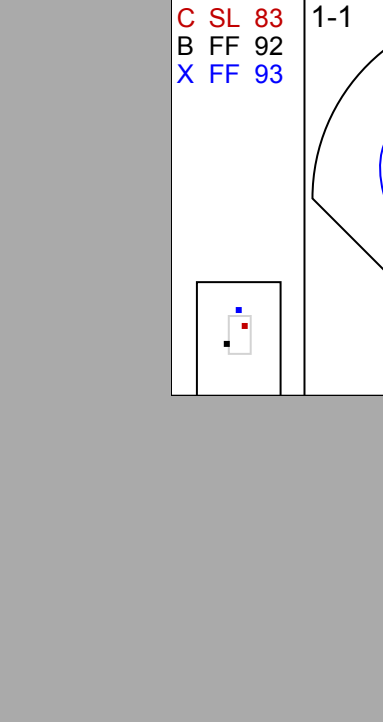
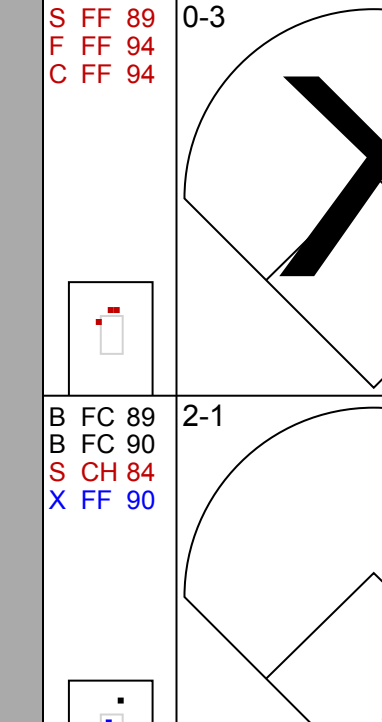
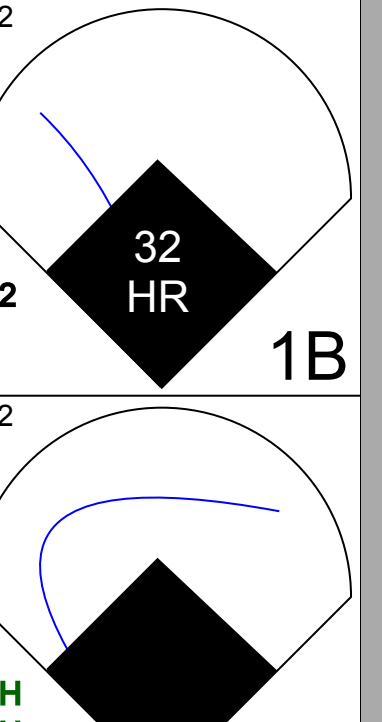
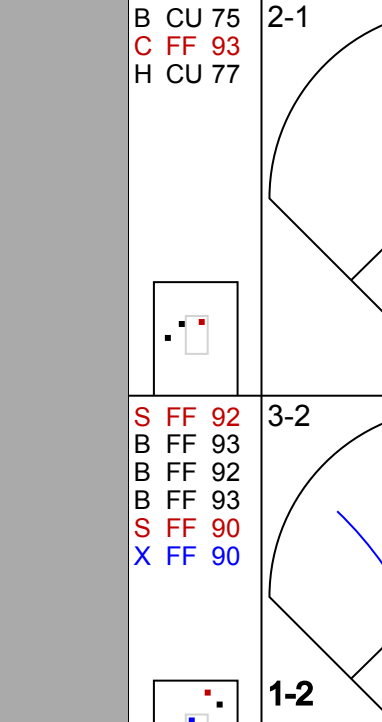
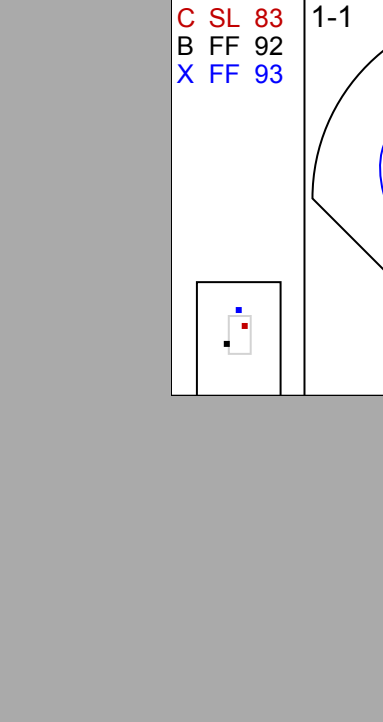
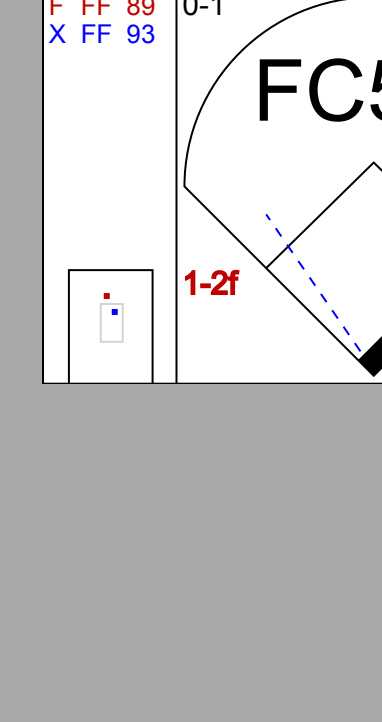
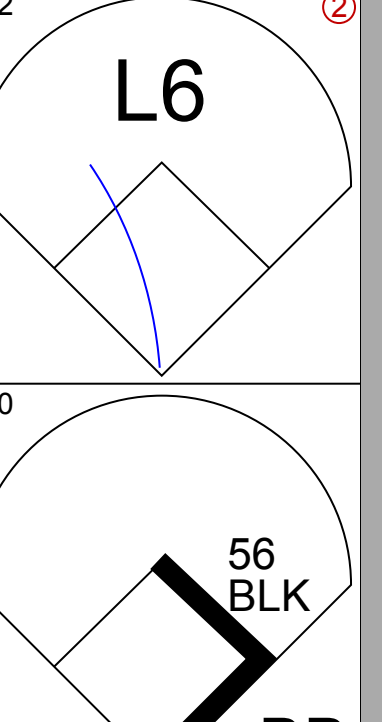
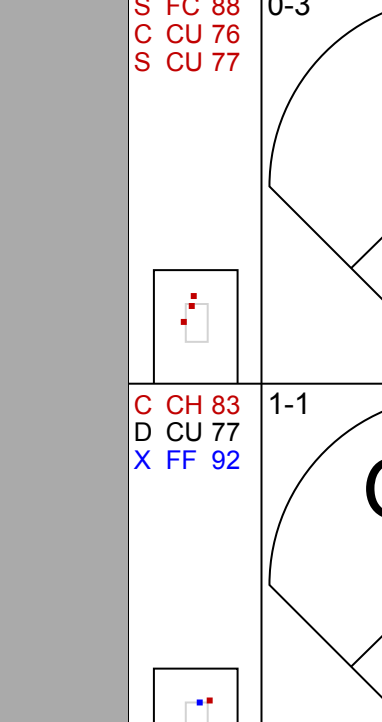

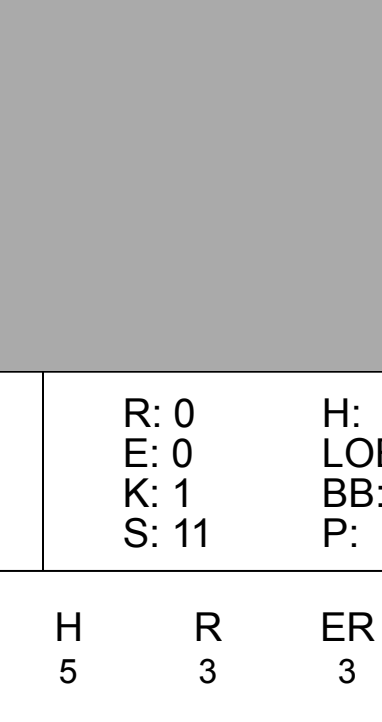
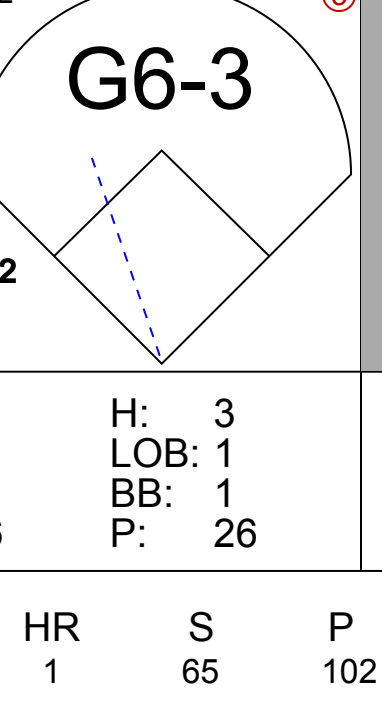

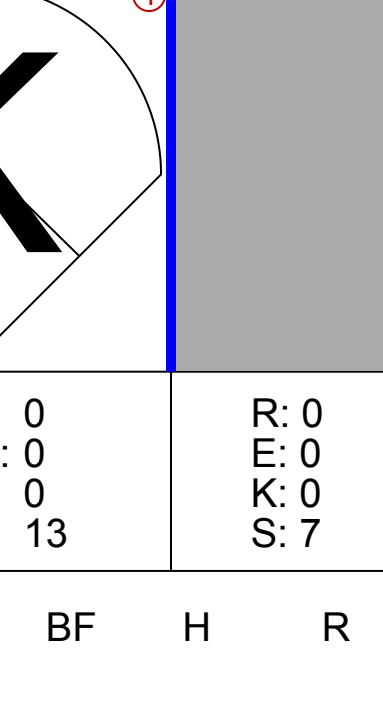
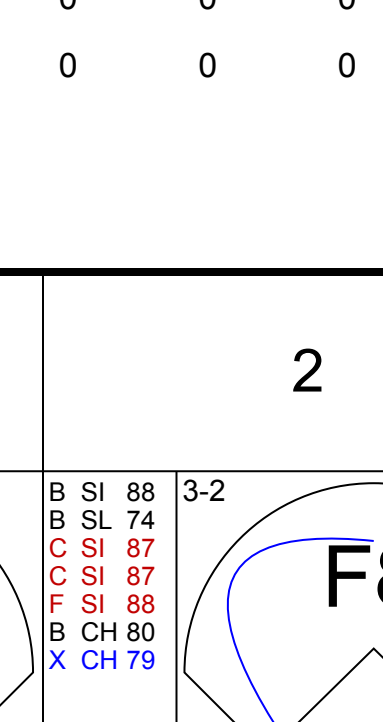
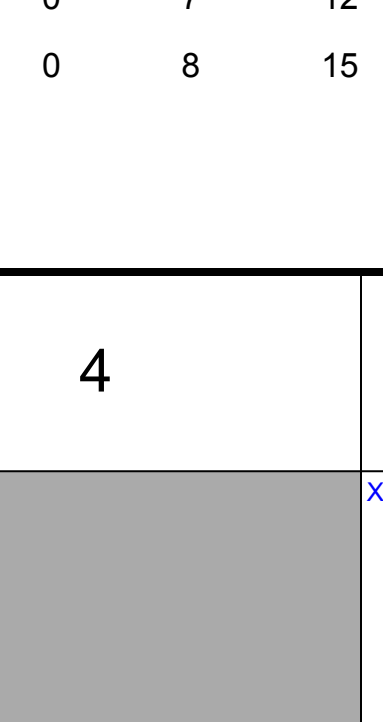
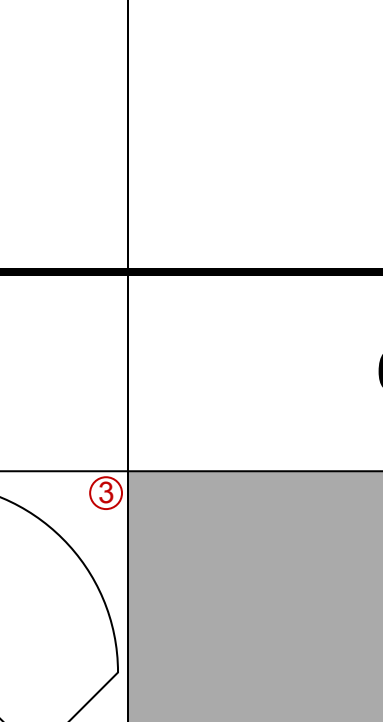
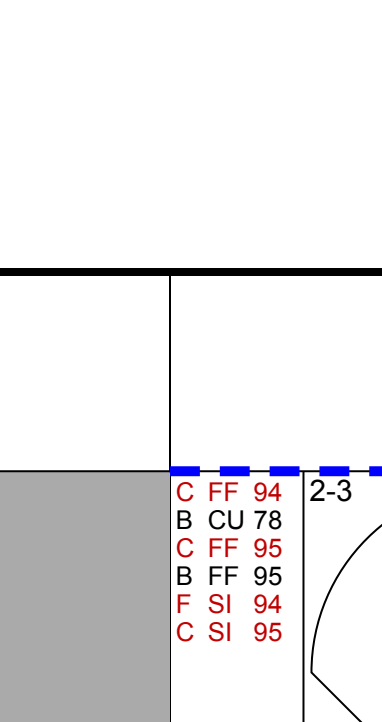
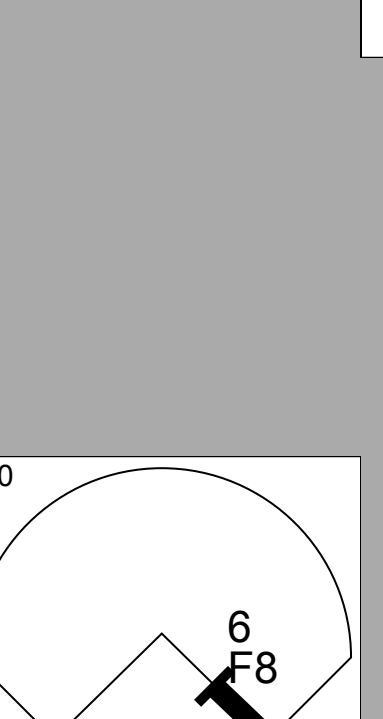
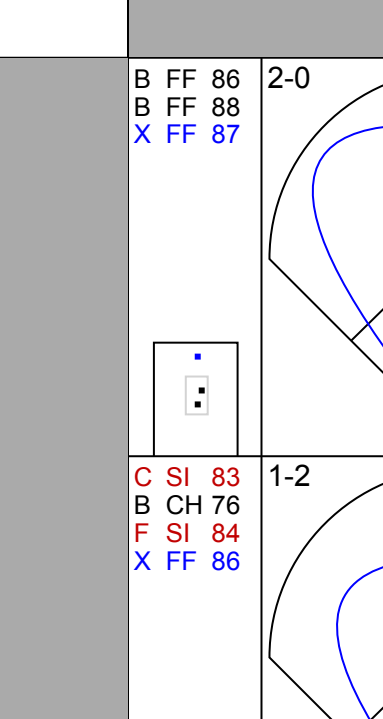
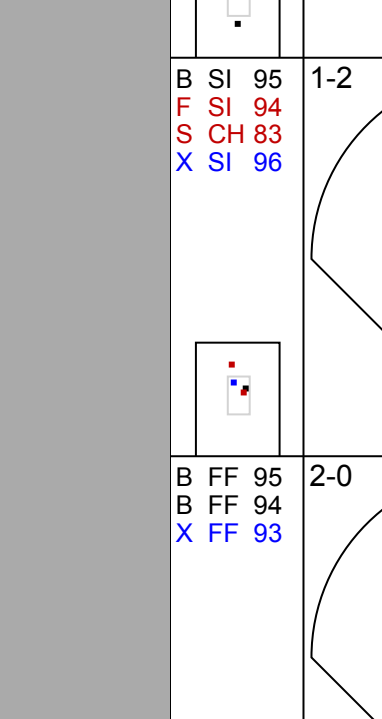
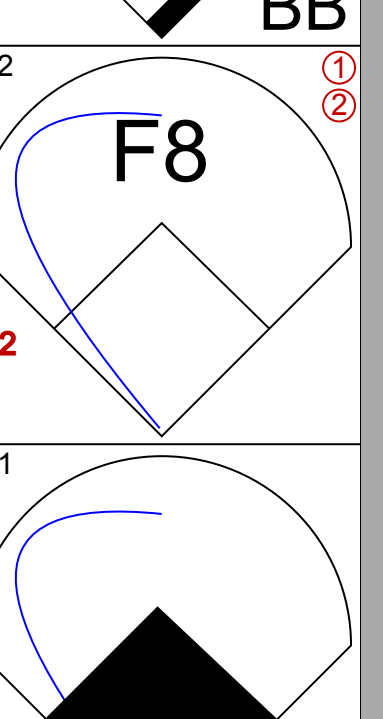
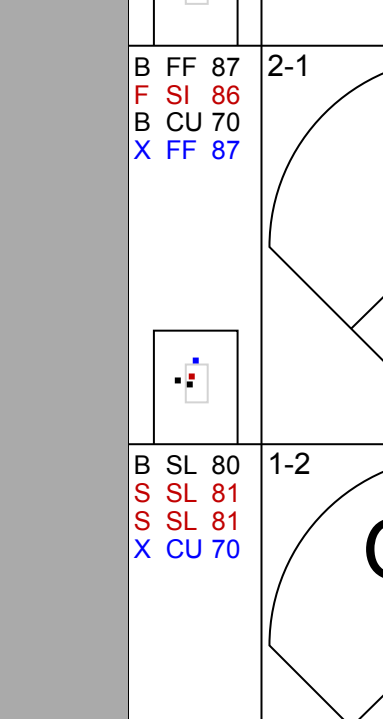

Batter	1	2	3	4	5	6	7	8	9	AB	R	H	RBI	BB	SO	LOB	BOTTOM				
11 Jimmy Rollins, S OBP: 0.350, SLG: 0.358	FC4-6 1B		P6							3	0	2	0	0	0	0	Texas Rangers @ Philadelphia Phillies Citizens Bank Park, Philadelphia, PA Sat May 21 2011, 7:15 PM - 9:46 PM EDT Att: 45,604 - Cloudy - 75 F				
9 Dornic Brown, L	FC4-6 6 CS									4	0	0	0	0	2	5					
27 Placido Polanco, R OBP: 0.377, SLG: 0.424	K									4	0	2	0	0	2	1					
6 Ryan Howard, L OBP: 0.321, SLG: 0.485	CS									4	1	2	1	0	1	1					
29 Raul Ibanez, L OBP: 0.293, SLG: 0.364	F9									3	1	0	0	1	0	3					
51 Carlos Ruiz, R OBP: 0.320, SLG: 0.325	G6-3									2	0	0	0	1	0	0					
15 John Mayberry Jr., R OBP: 0.347, SLG: 0.367										2	0	1	1	0	1	0					
21 Wilson Valdez, R OBP: 0.262, SLG: 0.291										3	0	0	0	0	1	1					
33 Cliff Lee, L OBP: 0.190, SLG: 0.150										3	0	1	0	0	0	0					
46 Ryan Madson, L										0	0	0	0	0	0	0					
Inning Stats	R: 0 E: 0 K: 1 S: 8	H: 1 LOB: 0 BB: 0 P: 11	R: 1 E: 0 K: 1 S: 7	H: 1 LOB: 0 BB: 0 P: 10	R: 0 E: 0 K: 1 S: 8	H: 0 LOB: 0 BB: 0 P: 11	R: 0 E: 0 K: 1 S: 10	H: 2 LOB: 1 BB: 0 P: 13	R: 0 E: 0 K: 0 S: 14	H: 1 LOB: 3 BB: 0 P: 22	R: 1 E: 0 K: 2 S: 14	H: 1 LOB: 2 BB: 2 P: 26	R: 0 E: 0 K: 1 S: 9	H: 1 LOB: 1 BB: 0 P: 11	R: 0 E: 0 K: 0 S: 6	H: 1 LOB: 0 BB: 0 P: 10	1B: 7 2B: 0 3B: 0 HR: 1	SF: 0 SAC: 0 DP: 2 HBP: 2	WP: 0 PB: 0 SB: 1 CS: 1	PA: 33	
PITCHER	IP ERA WHIP	WLS BF	H R ER SO	BB IBB HBP BLK	WP HR S P	ERA WHIP	PITCHER														IP ERA WHIP
48 Colby Lewis, R ERA: 3.69	6.2	L 28	H 7 R 2 ER 2 SO 6	BB 2 IBB 0 HBP 0 BLK 0	WP 0 HR 1 S 67 P 101	2.70 1.350															
53 Arthur Rhodes, L ERA: 3.89	0.1	1	H 0 R 0 ER 0 SO 1	BB 0 IBB 0 HBP 0 BLK 0	WP 0 HR 0 S 3 P 3	0.00 0.000															
21 Brett Tomko, R ERA: 4.02	1.0	3	H 1 R 0 ER 0 SO 0	BB 0 IBB 0 HBP 0 BLK 0	WP 0 HR 0 S 6 P 10	0.00 1.000															

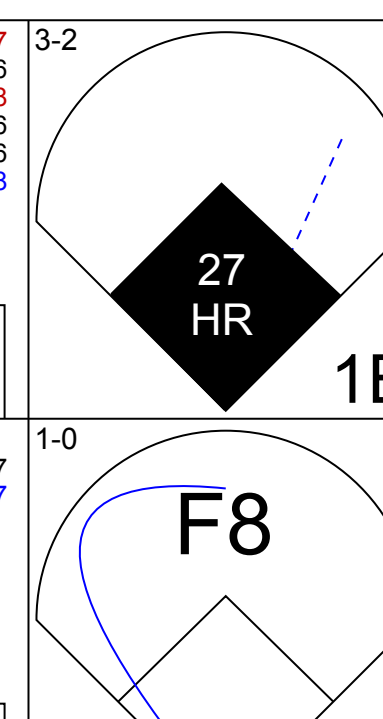
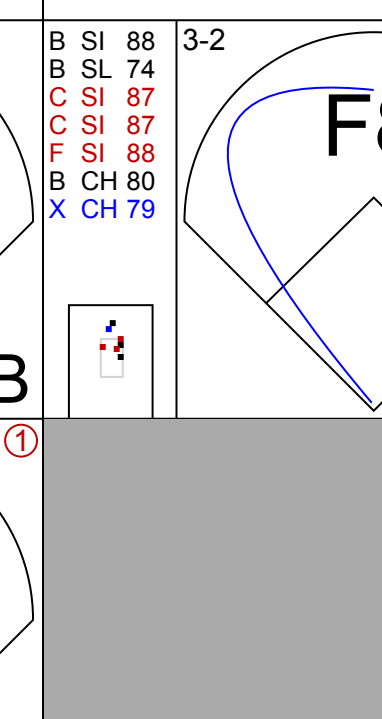
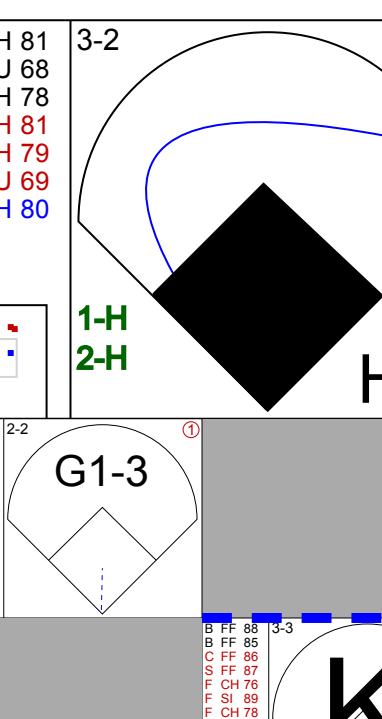
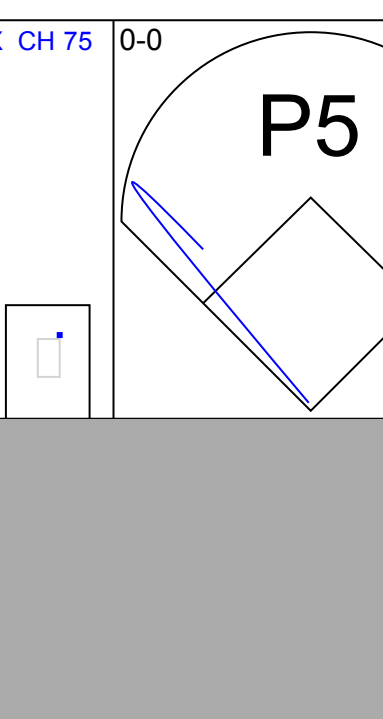

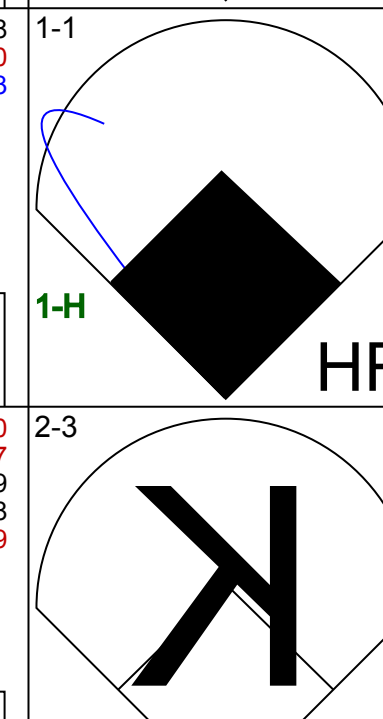

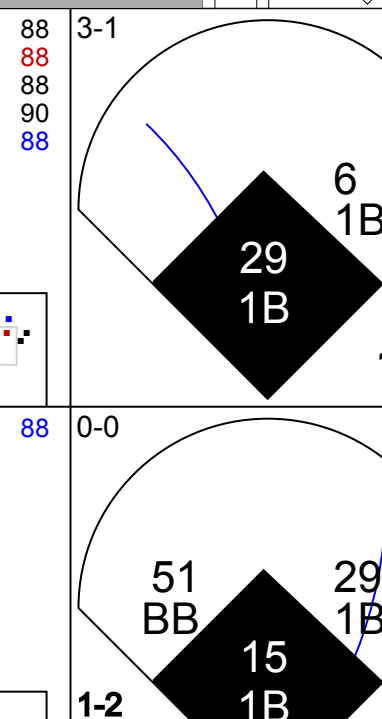


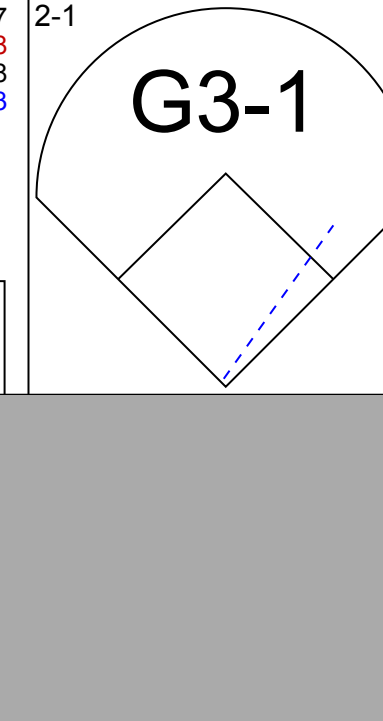
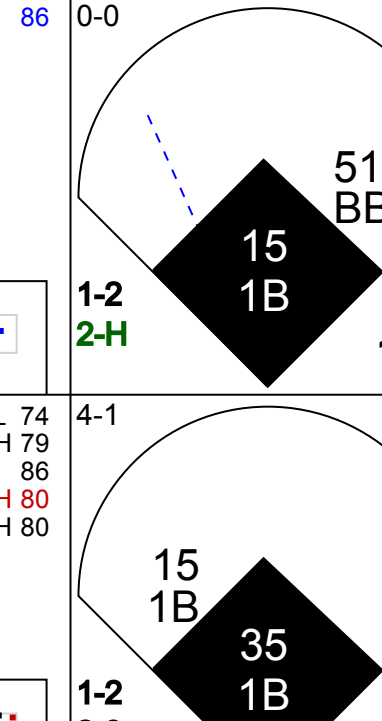
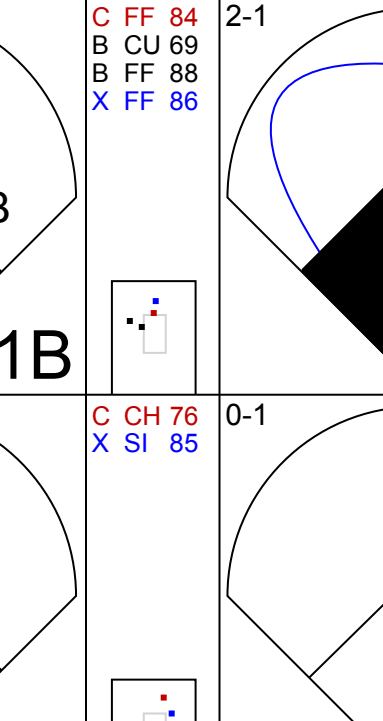

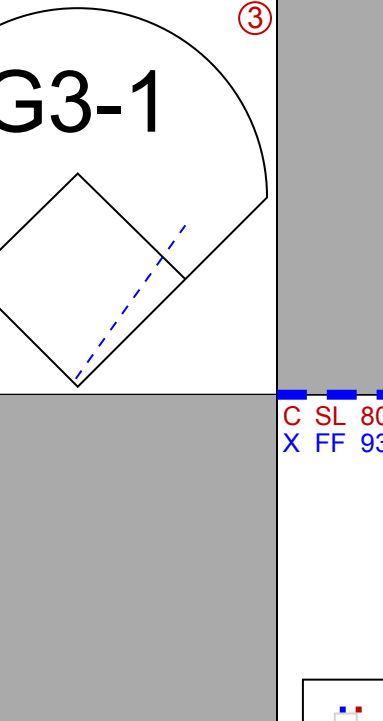
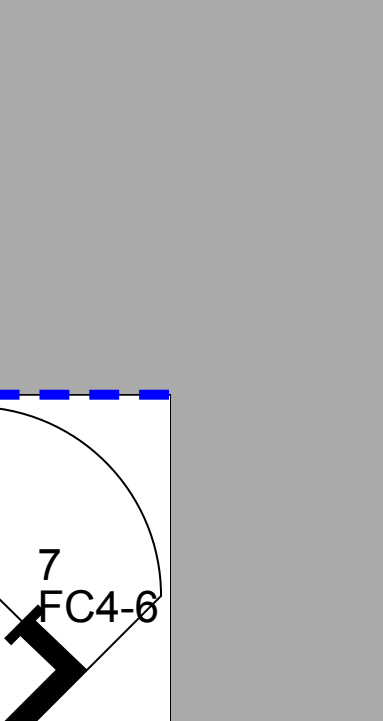

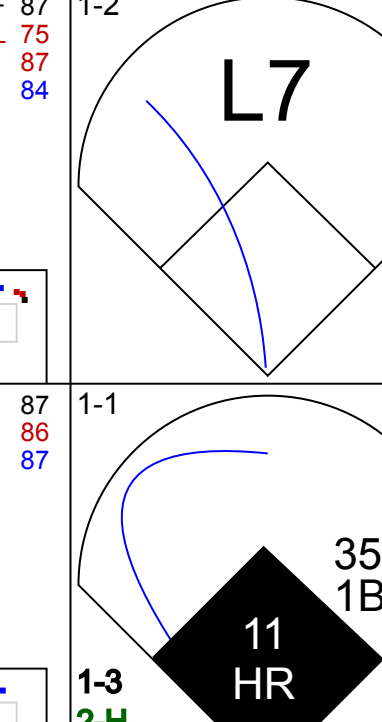
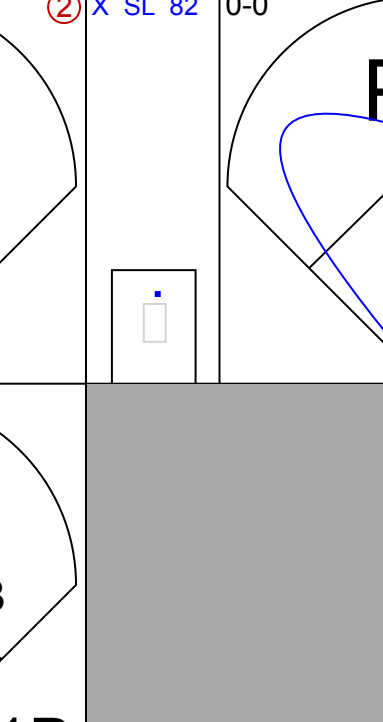
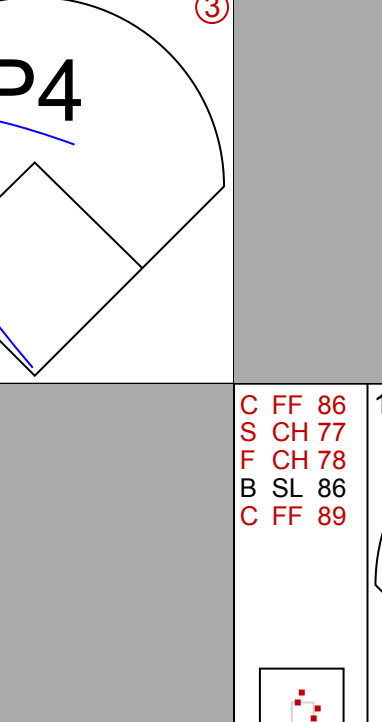
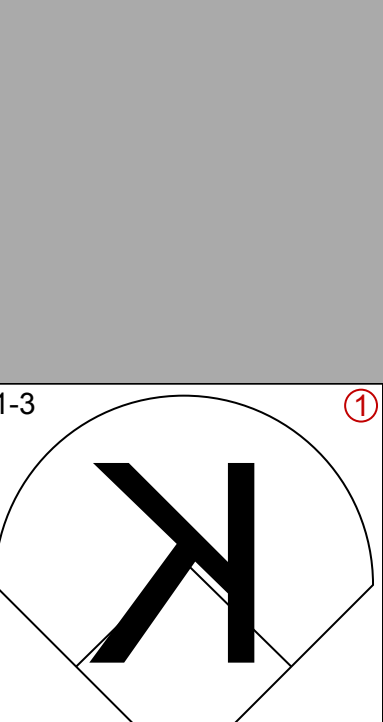
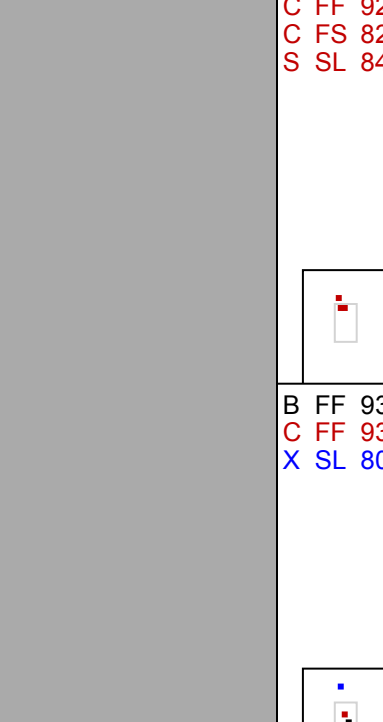
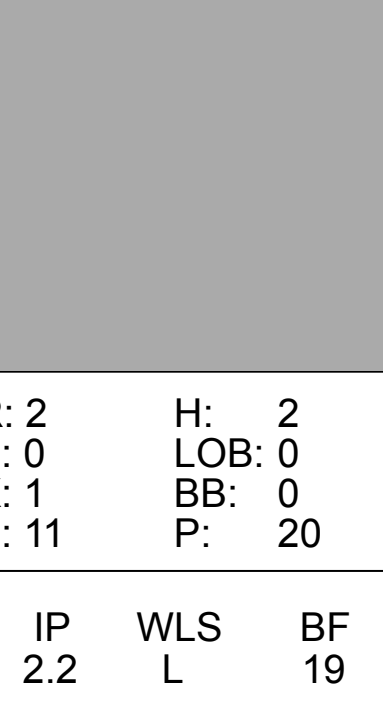
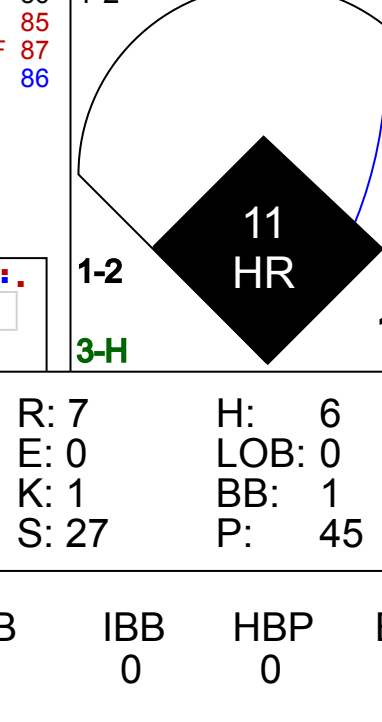
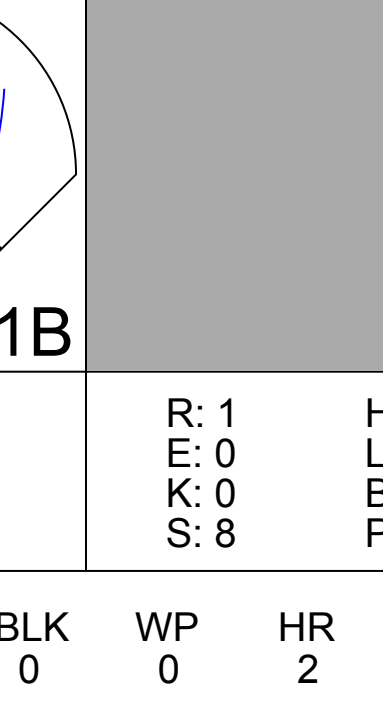
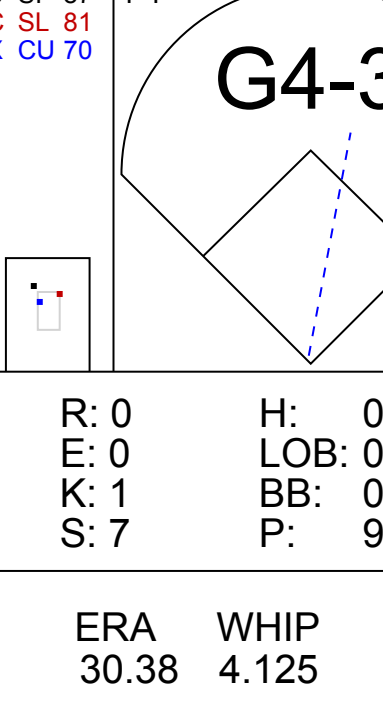
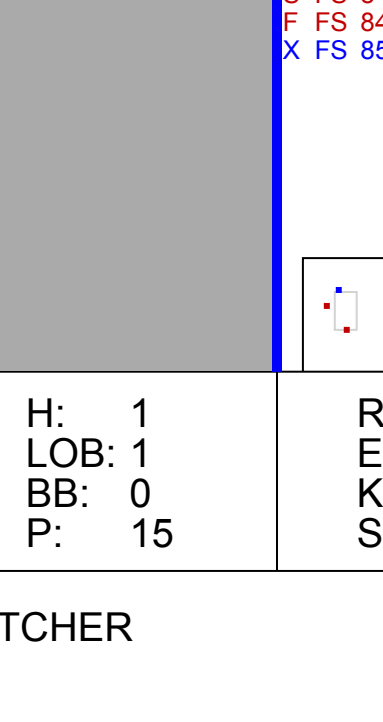






AB	28
R	2
H	8
RBI	2
BB	2
SO	7
LOB	11



Batter	1	2	3	4	5	6	7	8	9	AB	R	H	RBI	BB	SO	LOB	TOP					
1 Elvis Andrus, R OBP: 0.317, SLG: 0.339	G4-3		P6						G4-3	5	0	2	0	0	0	0	Texas Rangers @ Philadelphia Phillies Citizens Bank Park, Philadelphia, PA Sun May 22, 2011, 1:41 PM - 4:02 PM EDT Att: 45,633 - Overcast - 64 F					
7 David Murphy, L OBP: 0.316, SLG: 0.333	2B		1B						G4-3	4	0	2	0	1	0	1						
5 Ian Kinsler, R OBP: 0.330, SLG: 0.397	HBP		1B						G4-3	3	0	0	0	0	1	3						
10 Michael Young, R OBP: 0.376, SLG: 0.478	G1-4-3		FC5-4						G5-3	4	1	1	0	0	0	5						
19 Chris Davis, L OBP: 0.321, SLG: 0.479	1-2		FC5-4						G6-4-3	0	0	0	0	0	0	0						
29 Adrian Beltré, R OBP: 0.307, SLG: 0.486									G6-4-3	4	1	2	0	0	0	1						
18 Mitch Moreland, L OBP: 0.353, SLG: 0.485									G4-3	4	0	1	1	0	0	2						
25 Mike Napoli, R OBP: 0.351, SLG: 0.438									HBP	3	0	0	0	0	1	2						
23 Craig Gentry, R OBP: 0.316, SLG: 0.188	1B								SH1-3	2	0	1	1	1	0	0						
54 Matt Harrison, L									K	4	0	0	0	0	2	5						
30 Neftali Feliz, R									K	0	0	0	0	0	0	0						
Inning Stats	R: 0 E: 0 K: 0 S: 10	H: 1 LOB: 1 BB: 0 P: 15	R: 0 E: 0 K: 1 S: 11	H: 2 LOB: 2 BB: 0 P: 16	R: 0 E: 0 K: 1 S: 10	H: 1 LOB: 1 BB: 0 P: 12	R: 0 E: 0 K: 0 S: 6	H: 0 LOB: 0 BB: 0 P: 11	R: 0 E: 0 K: 0 S: 10	H: 1 LOB: 2 BB: 1 P: 18	R: 1 E: 0 K: 1 S: 8	H: 2 LOB: 2 BB: 1 P: 15	R: 0 E: 0 K: 0 S: 7	H: 1 LOB: 1 BB: 0 P: 9	R: 1 E: 0 K: 1 S: 9	H: 1 LOB: 1 BB: 0 P: 14	R: 0 E: 0 K: 0 S: 8	H: 0 LOB: 0 BB: 0 P: 15	1B: 6 2B: 3 3B: 0 HR: 0	SF: 0 SAC: 1 DP: 2 HBP: 3	WP: 0 PB: 1 SB: 1 CS: 0	PA: 39
PITCHER	IP WLS BF H R ER SO BB IBB HBP BLK WP HR S P ERA WHIP																					
44 Roy Oswalt, R ERA: 2.77	7.0 L 31 8 1 1 3 1 1 2 0 0 0 62 96 1.29 1.286																					
16 J.C. Romero, L ERA: 3.85	0.1 2 1 1 1 0 0 0 0 0 0 4 6 27.00 3.000																					
57 David Herndon, R ERA: 8.03	1.2 6 0 0 0 1 0 0 1 0 0 0 13 23 0.00 0.000																					

Batter	1	2	3	4	5	6	7	8	9	AB	R	H	RBI	BB	SO	LOB	BOTTOM					
11 Jimmy Rollins, S OBP: 0.343, SLG: 0.350	F8		P3						F8	4	0	0	0	0	0	2	Texas Rangers @ Philadelphia Phillies Citizens Bank Park, Philadelphia, PA Sun May 22, 2011, 1:41 PM - 4:02 PM EDT Att: 45,633 - Overcast - 64 F					
21 Wilson Valdez, R OBP: 0.261, SLG: 0.290	G3		1B						F9	4	0	1	0	0	0	1						
27 Placido Polanco, R OBP: 0.374, SLG: 0.420	E8		G1-3						K	4	0	1	0	0	1	2						
6 Ryan Howard, L OBP: 0.320, SLG: 0.480	P6								K	4	0	1	0	0	2	1						
10 Ben Francisco, R OBP: 0.329, SLG: 0.360	L8								BB	3	0	0	0	1	0	1						
29 Raul Ibanez, L OBP: 0.292, SLG: 0.361	G6-3								FC3-6	4	0	1	0	0	0	1						
15 John Mayberry Jr., R OBP: 0.357, SLG: 0.369	F8								F7	3	0	0	0	0	0	1						
7 Ross Gload, L OBP: 0.303, SLG: 0.303										1	0	0	0	0	0	1						
4 Dane Sardinha, R OBP: 0.417, SLG: 0.222										1	0	1	0	2	0	0						
16 J.C. Romero, S										0	0	0	0	0	0	0						
57 David Herndon, R										0	0	0	0	0	0	0						
44 Roy Oswalt, R OBP: 0.167, SLG: 0.091										0	0	0	0	0	0	0						
51 Carlos Ruiz, R OBP: 0.316, SLG: 0.321										1	0	0	0	0	0	1						
Inning Stats	R: 0 E: 1 K: 0 S: 7	H: 1 LOB: 1 BB: 0 P: 11	R: 0 E: 0 K: 0 S: 4	H: 0 LOB: 0 BB: 0 P: 7	R: 0 E: 0 K: 0 S: 13	H: 1 LOB: 2 BB: 1 P: 20	R: 0 E: 0 K: 1 S: 11	H: 1 LOB: 1 BB: 0 P: 16	R: 0 E: 0 K: 0 S: 8	H: 1 LOB: 1 BB: 0 P: 11	R: 0 E: 0 K: 0 S: 9	H: 1 LOB: 0 BB: 0 P: 12	R: 0 E: 0 K: 0 S: 7	H: 0 LOB: 1 BB: 1 P: 17	R: 0 E: 0 K: 1 S: 9	H: 0 LOB: 0 BB: 0 P: 16	R: 0 E: 0 K: 1 S: 9	H: 0 LOB: 1 BB: 1 P: 17	1B: 5 2B: 0 3B: 0 HR: 0	SF: 0 SAC: 2 DP: 1 HBP: 0	WP: 2 PB: 0 SB: 0 CS: 0	PA: 34
PITCHER	IP WLS BF H R ER SO BB IBB HBP BLK WP HR S P ERA WHIP																					
54 Matt Harrison, L ERA: 3.82	8.1 W 32 5 0 0 0 3 3 0 0 0 2 71 117 0.00 0.960																					
30 Neftali Feliz, R ERA: 1.2	0.2 S 2 0 0 0 0 0 0 0 0 0 0 6 10 0.00 0.000																					

Batter	1	2	3	4	5	6	7	8	9	AB	R	H	RBI	BB	SO	LOB	TOP			
6 Drew Stubbs, R OBP: 0.346, SLG: 0.422										4	0	0	0	0	3	1	Cincinnati Reds @ Philadelphia Phillies Citizens Bank Park, Philadelphia, PA Mon May 23 2011, 7:08 PM - 9:52 PM EDT Att: 45,841 - Overcast - 77 F			
7 Paul Janish, R OBP: 0.257, SLG: 0.269										4	0	0	0	0	0	1				
19 Joey Votto, L OBP: 0.449, SLG: 0.536										4	0	0	0	0	0	0				
4 Brandon Phillips, R OBP: 0.372, SLG: 0.456 66 Logan Ondrusek, R										4	1	1	0	0	0	0				
27 Scott Rolen, R OBP: 0.302, SLG: 0.449										3	1	1	0	0	1	0				
32 Jay Bruce, L OBP: 0.348, SLG: 0.535										4	1	3	3	0	1	0				
15 Fred Lewis, L OBP: 0.250, SLG: 0.333										4	0	0	0	0	1	3				
29 Ryan Hanigan, R OBP: 0.359, SLG: 0.367										2	0	0	0	2	0	2				
61 Bronson Arroyo, R OBP: 0.222, SLG: 0.333 56 Matt Maloney, L										1	0	0	0	0	0	1				
21 Todd Frazier, R 7 Jose Arredondo, R 43 Miguel Cairo, R										1	0	0	0	0	0	1				
Inning Stats	R: 0 E: 0 K: 1 S: 7	H: 0 LOB: 0 BB: 0 P: 10	R: 0 E: 0 K: 1 S: 11	H: 1 LOB: 1 BB: 0 P: 15	R: 0 E: 0 K: 1 S: 9	H: 0 LOB: 1 BB: 1 P: 16	R: 3 E: 0 K: 0 S: 16	H: 3 LOB: 1 BB: 1 P: 26	R: 0 E: 0 K: 1 S: 13	H: 1 LOB: 2 BB: 0 P: 21	R: 0 E: 0 K: 2 S: 9	H: 0 LOB: 0 BB: 0 P: 13	R: 0 E: 0 K: 0 S: 7	H: 0 LOB: 0 BB: 0 P: 12	R: 0 E: 0 K: 1 S: 8	H: 0 LOB: 0 BB: 0 P: 15	1B: 4 2B: 0 3B: 0 HR: 1	SF: 0 SAC: 0 DP: 0 HBP: 1	WP: 0 PB: 0 SB: 0 CS: 0	PA: 35
PITCHER	IP WLS BF H R ER SO BB IBB HBP BLK WP HR S P ERA WHIP																			
35 Cole Hamels, L ERA: 3.06 40 Michael Stutes, R ERA: 2.35 37 Antonio Bastardo, L ERA: 1.1 55 Danys Baez, R ERA: 4.19	(1, 1) (7, 1) (8, 1) (9, 1)	6.0 1.0 1.0 1.0	W 3 3 3	26 0 0 0	5 0 0 0	3 0 0 0	3 2 0 1	4 0 0 0	2 0 0 0	0 0 0 0	0 0 0 0	0 0 0 0	0 0 0 0	0 0 0 0	0 0 0 0	0 0 0 0	0.00 0.00 0.00 0.00	1.67 0.00 0.00 0.00		

Batter	1	2	3	4	5	6	7	8	9	AB	R	H	RBI	BB	SO	LOB	BOTTOM			
11 Jimmy Rollins, S OBP: 0.344, SLG: 0.367										5	2	2	3	0	1	2	Cincinnati Reds @ Philadelphia Phillies Citizens Bank Park, Philadelphia, PA Mon May 23 2011, 7:08 PM - 9:52 PM EDT Att: 45,841 - Overcast - 77 F			
26 Chase Utley, L 55 Danys Baez, R										5	0	0	0	0	1	1				
27 Placido Polanco, R										4	2	2	2	1	0	0				
6 Ryan Howard, L										4	1	2	0	0	1	1				
29 Raul Ibanez, L										4	2	2	2	0	0	1				
51 Carlos Ruiz, R										3	1	3	0	1	0	0				
9 Domonic Brown, L										4	0	1	0	0	1	5				
15 John Mayberry Jr., R										4	1	1	2	0	2	3				
35 Cole Hamels, L 40 Michael Stutes, R 7 Ross Gload, L 37 Antonio Bastardo, R 21 Wilson Valdez, R	(1, 1) (7, 1) (8, 1) (9, 4)	2.2 3.1 1.0 1.0	L 13 4 3	19 3 1 0	9 1 0 0	9 1 0 0	2 1 0 0	46 30 10 8	78 50 11 13	0.00 2.70 0.00 0.00	4.125 1.200 1.000 0.000									
Inning Stats	R: 2 E: 0 K: 1 S: 11	H: 2 LOB: 0 BB: 0 P: 20	R: 0 E: 0 K: 1 S: 14	H: 2 LOB: 2 BB: 0 P: 22	R: 7 E: 0 K: 1 S: 27	H: 6 LOB: 0 BB: 1 P: 45	R: 1 E: 0 K: 0 S: 8	H: 2 LOB: 1 BB: 1 P: 17	R: 0 E: 0 K: 1 S: 7	H: 0 LOB: 0 BB: 0 P: 9	R: 0 E: 0 K: 0 S: 9	H: 1 LOB: 1 BB: 0 P: 15	R: 0 E: 0 K: 1 S: 10	H: 1 LOB: 1 BB: 0 P: 11	R: 0 E: 0 K: 1 S: 8	H: 0 LOB: 0 BB: 0 P: 13		1B: 8 2B: 3 3B: 0 HR: 3	SF: 0 SAC: 0 DP: 0 HBP: 0	WP: 0 PB: 0 SB: 0 CS: 0
PITCHER	IP WLS BF H R ER SO BB IBB HBP BLK WP HR S P ERA WHIP																			
61 Bronson Arroyo, R 56 Matt Maloney, L 33 Jose Arredondo, R 66 Logan Ondrusek, R	(1, 1) (3, 1) (7, 1) (8, 1)	2.2 3.1 1.0 1.0	L 13 4 3	19 3 1 0	9 1 0 0	9 1 0 0	2 1 0 0	46 30 10 8	78 50 11 13	0.00 2.70 0.00 0.00	4.125 1.200 1.000 0.000									

Batter	1	2	3	4	5	6	7	8	9	10	11	12	13	14	15	16	17	18	19	AB	R	H	RBI	BB	SO	LOB	TOP						
6 Drew Stubbs, R OBP: 0.342, SLG: 0.418	P4		K		4 1B		32 1B	K			K		G6-3		G5-3			P6		9	2	2	0	0	3	3							
4 Brandon Phillips, R OBP: 0.360, SLG: 0.440	G6-3		G3-1		G6-3		SH3			L8			P3		G6-3			F8		7	0	1	0	0	0	2							
19 Joey Votto, L OBP: 0.457, SLG: 0.534	G6-3				1B		27 FC6-4			F8			G6-3					K		7	0	2	1	2	1	1							
27 Scott Rolen, R OBP: 0.300, SLG: 0.418	L3				1B		32 1B			K			K					F8		7	0	0	0	1	2	6							
32 Jay Bruce, L OBP: 0.350, SLG: 0.541					G4-3								G6-3					F9		7	0	0	0	1	2	6							
55 Ramon Hernandez, R OBP: 0.275, SLG: 0.350	G5-3				1B								G6-3					F8		8	1	3	3	1	1	2							
46 Carlos Frasier, R OBP: 0.295, SLG: 0.350	G5-3				1B								G6-3					K		7	0	1	0	0	1	6							
15 Fred Lewis, L OBP: 0.280, SLG: 0.350					1B								G6-3					F7		2	0	0	0	0	0	0							
45 Bill Bray, L OBP: 0.280, SLG: 0.350					1B								G6-3					F9		2	0	0	0	0	0	0							
31 Johnny Gomes, R OBP: 0.280, SLG: 0.350					1B								G6-3					G1-3		4	0	2	0	0	0	0							
48 Francisco Cordero, R OBP: 0.280, SLG: 0.350					1B								G6-3					G1-3		1	0	0	0	0	0	0							
7 Paul Janz, R OBP: 0.280, SLG: 0.350					1B								G6-3					G1-3		3	0	0	0	0	0	0							
16 Edgar Renteria, R OBP: 0.293, SLG: 0.360					1B								G6-3					G6-3		6	0	2	0	0	1	4							
66 Logan Ondrusak, R OBP: 0.293, SLG: 0.360					1B								G6-3					G6-3		0	0	0	0	0	0	0							
29 Ryan Hanigan, R OBP: 0.302, SLG: 0.350					1B								G6-3					G6-3		2	0	0	0	0	0	0							
30 Travis Wood, R OBP: 0.056, SLG: 0.222					1B								G6-3					G6-3		2	0	0	0	0	0	4							
43 Miguel Cairo, R OBP: 0.346, SLG: 0.343					1B								G6-3					G6-3		1	1	1	0	0	0	0							
33 Jose Arredondo, R OBP: 0.233, SLG: 0.296					1B								G6-3					G6-3		4	0	1	0	0	0	0							
28 Chris Halsey, R OBP: 0.233, SLG: 0.296					1B								G6-3					G6-3		4	0	1	0	1	2	2							
Inning Stats	R:0 E:0 K:0 S:12	H:1 LOB:1 BB:0 P:18	R:0 E:0 K:0 S:14	H:2 LOB:2 BB:0 P:20	R:0 E:0 K:1 S:11	H:1 LOB:1 BB:0 P:16	R:0 E:0 K:2 S:11	H:2 LOB:2 BB:0 P:13	R:1 E:0 K:1 S:9	H:2 LOB:1 BB:0 P:13	R:0 E:0 K:1 S:9	H:0 LOB:0 BB:0 P:11	R:0 E:0 K:1 S:9	H:0 LOB:0 BB:0 P:11	R:0 E:0 K:0 S:5	H:0 LOB:0 BB:0 P:9	R:0 E:0 K:0 S:6	H:0 LOB:0 BB:0 P:10	R:0 E:0 K:1 S:8	H:1 LOB:1 BB:0 P:22	R:0 E:0 K:1 S:13	H:0 LOB:0 BB:0 P:14	R:0 E:0 K:1 S:9	H:0 LOB:0 BB:0 P:10	R:0 E:0 K:0 S:7	H:0 LOB:1 BB:1 P:16	R:0 E:0 K:0 S:5	H:0 LOB:1 BB:1 P:10	1B:13 2B:1 3B:0 HR:1	SF:0 SAC:1 DP:0 HBP:2	WP:0 PA:78 PB:0 SB:0 CS:0		
PITCHER	34 Roy Halladay, R ERA: 3.75	16 J.C. Romero, L ERA: 3.75	57 David Herndon, R ERA: 6.32	55 Danyal Baez, R ERA: 3.33	21 Wilson Valdez, R ERA: 3.2	16 J.C. Romero, L ERA: 3.75	57 David Herndon, R ERA: 6.32	55 Danyal Baez, R ERA: 3.33	21 Wilson Valdez, R ERA: 3.2	16 J.C. Romero, L ERA: 3.75	57 David Herndon, R ERA: 6.32	55 Danyal Baez, R ERA: 3.33	21 Wilson Valdez, R ERA: 3.2	16 J.C. Romero, L ERA: 3.75	57 David Herndon, R ERA: 6.32	55 Danyal Baez, R ERA: 3.33	21 Wilson Valdez, R ERA: 3.2	16 J.C. Romero, L ERA: 3.75	57 David Herndon, R ERA: 6.32	55 Danyal Baez, R ERA: 3.33	21 Wilson Valdez, R ERA: 3.2	16 J.C. Romero, L ERA: 3.75	57 David Herndon, R ERA: 6.32	55 Danyal Baez, R ERA: 3.33	21 Wilson Valdez, R ERA: 3.2	16 J.C. Romero, L ERA: 3.75	57 David Herndon, R ERA: 6.32	55 Danyal Baez, R ERA: 3.33	21 Wilson Valdez, R ERA: 3.2	16 J.C. Romero, L ERA: 3.75	57 David Herndon, R ERA: 6.32	55 Danyal Baez, R ERA: 3.33	21 Wilson Valdez, R ERA: 3.2

Cincinnati Reds @ Philadelphia Phillies
Citizens Bank Park, Philadelphia, PA
Wed May 25 2011, 7:10 PM - 1:20 AM EDT
Att: 45,706 - Partly Cloudy - 79 F

livebaseballscorecards.com

AB 70
R 15
H 45
RBI 4
SO 16
LOB 31



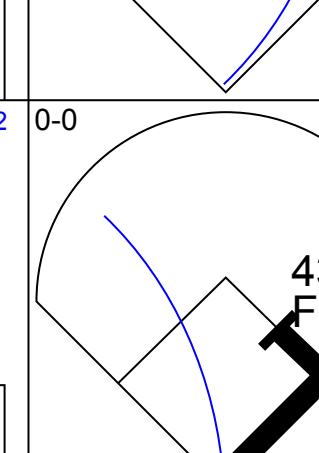
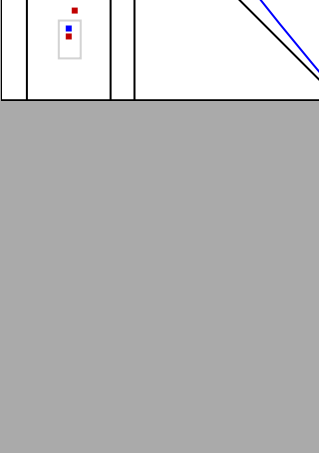
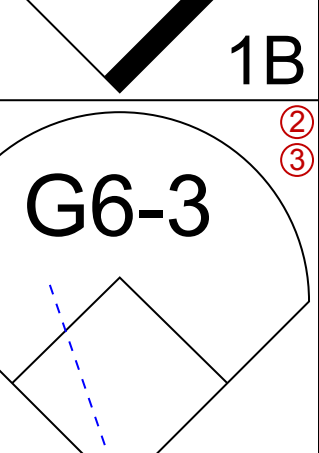
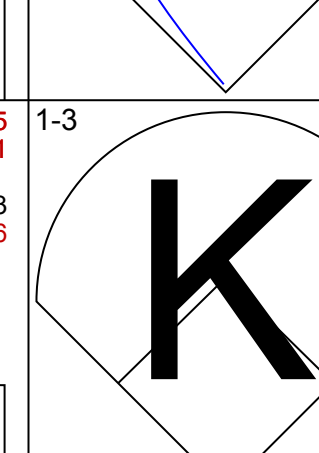

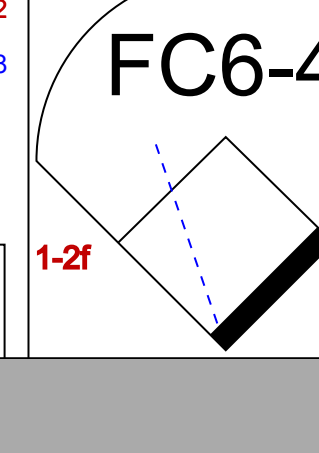




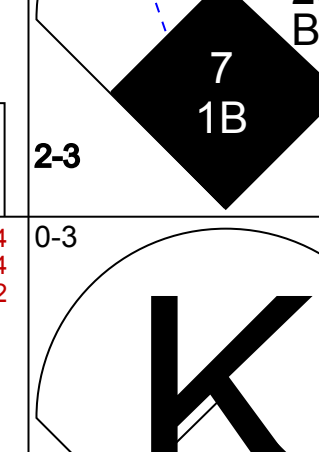


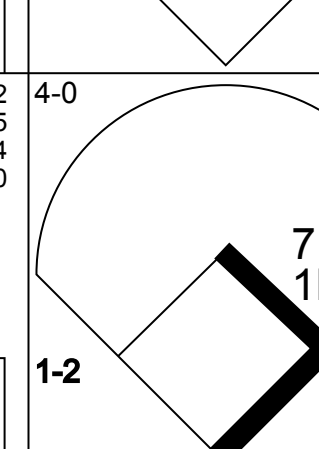


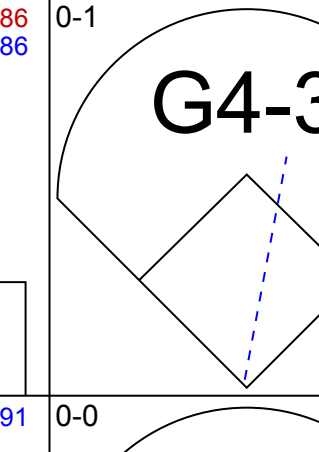
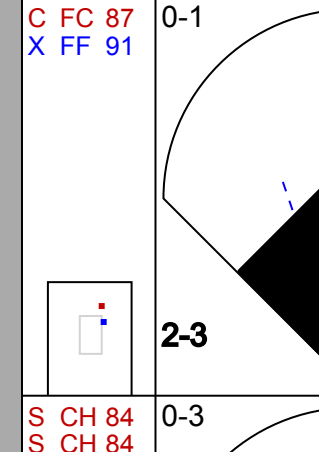
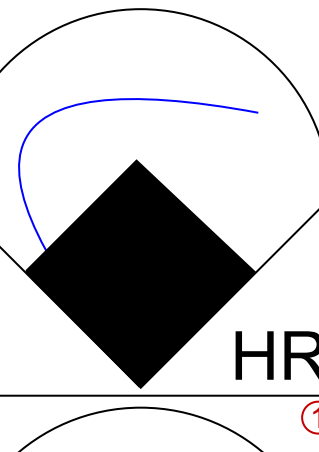
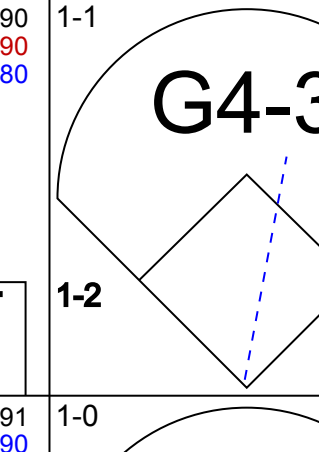
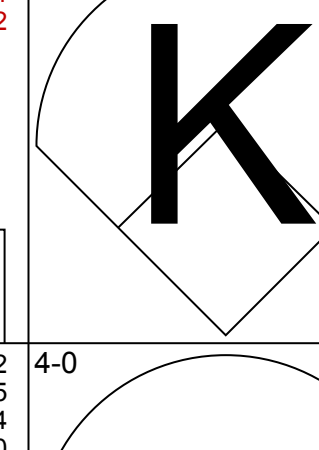
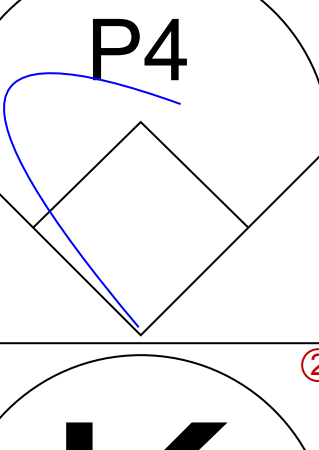
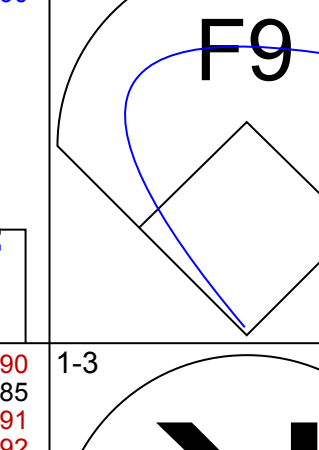

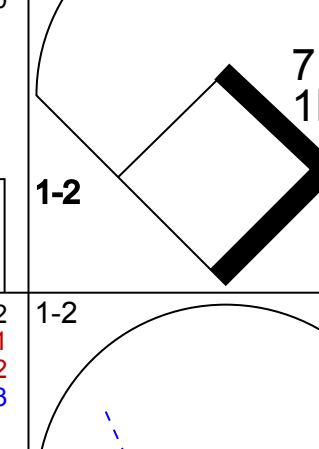
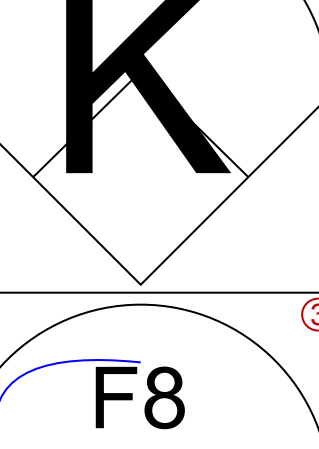
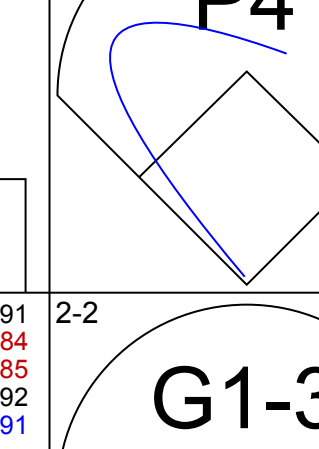
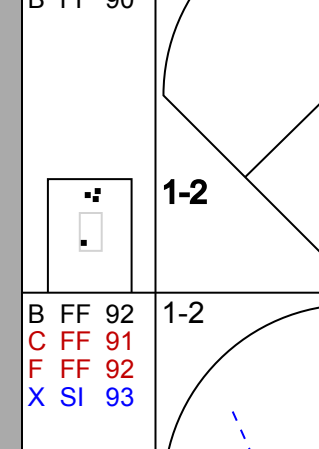
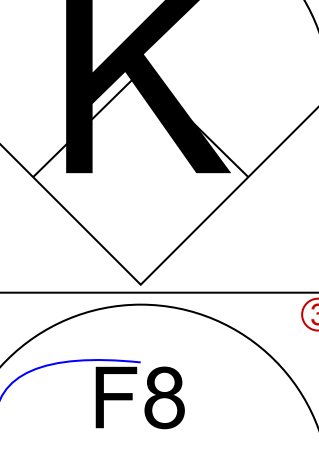
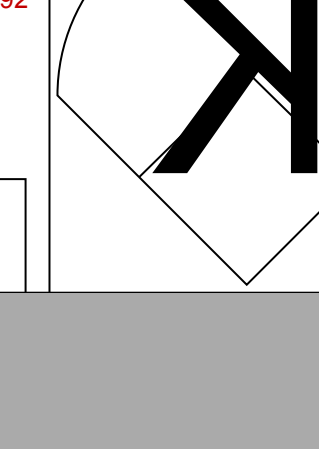
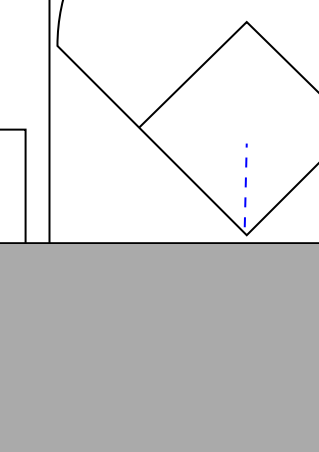
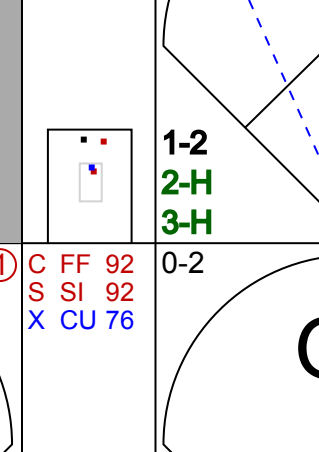
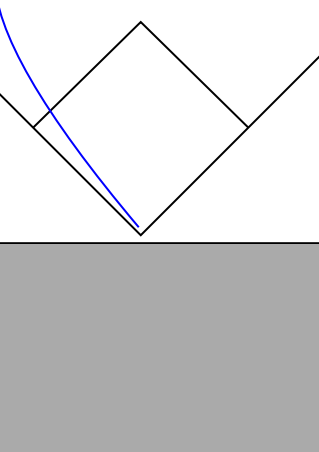
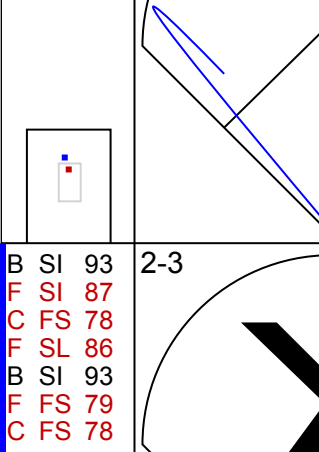
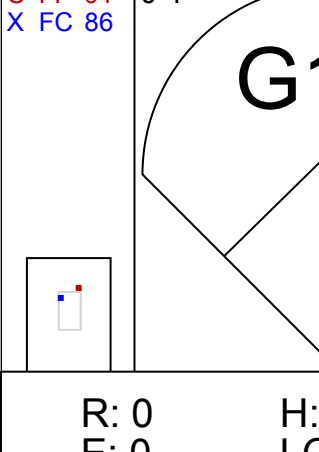
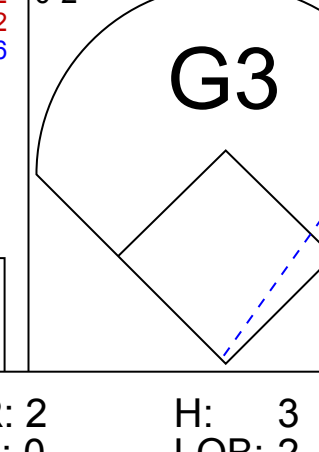
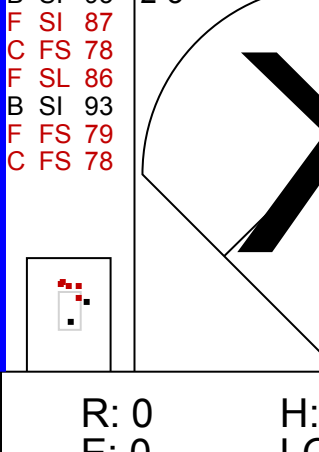
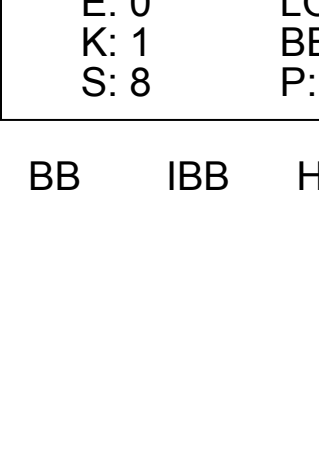
Batter	1	2	3	4	5	6	7	8	9	10	11	12	13	14	15	16	17	18	19	AB	R	H	RBI	BB	SO	LOB	BOTTOM					
11 Jimmy Rollins, S OBP: 0.341, SLG: 0.360	10 HR		P6		L7		G3-1			27 FC6-4			F7					P6		8	2	2	0	1	1	5						
10 Ben Francisco, R OBP: 0.280, SLG: 0.350																				4	1	1	2	0	0	0						
9 Dominic Brown, L OBP: 0.176, SLG: 0.143																				4	0	0	0	1	1	4						
27 Placido Polanco, R OBP: 0.363, SLG: 0.411																				8	0	1	0	0	0	3						
6 Ryan Howard, L OBP: 0.332, SLG: 0.497																				7	1	2	1	2	1	1						
29 Raul Ibanez, L OBP: 0.297, SLG: 0.398																				8	0	1	1	0	2	3						
51 Carlos Ruiz, R OBP: 0.351, SLG: 0.371																				7	1	1	0	1	0	2						
15 John Mabrey, Jr., R OBP: 0.280, SLG: 0.350																				4	0	2	1	1	1	1						
7 David Herndon, R ERA: 6.32																				1	0	0	0	0	0	0						
65 Chris Heisey, R OBP: 0.280, SLG: 0.350																				1	0	0	0	0	0	0						
4 Dan Spalding, R OBP: 0.280, SLG: 0.350																				1	0	0	0	0	0	0						
21 Wilson Valdez, R OBP: 0.280, SLG: 0.350																				6	0	3	0	1	1	3						
34 Roy Halladay, R ERA: 3.75																				2	0	0	0	0	1	3						
40 Michael Stutes, R ERA: 1.50																				0	0	0	0	0	0	0						
25 Chase Utley, L OBP: 0.380, SLG: 0.450																				0	0	0	0	0	0	0						
37 Anthony Bassano, R ERA: 1.47																				0	0	0	0	0	0	0						
36 Ryan Hanigan, R OBP: 0.302, SLG: 0.350																				0	0	0	0	0	0	0						
16 J.C. Romero, L ERA: 3.75																				0	0	0	0	0	0	0						
7 Michael Martinez, S OBP: 0.280, SLG: 0.350																				0	0	0	0	0	0	0						
Inning Stats	R:2 E:0 K:0 S:12	H:2 LOB:1 BB:0 P:20	R:1 E:0 K:1 S:14	H:2 LOB:1 BB:0 P:21	R:0 E:0 K:0 S:8	H:1 LOB:1 BB:0 P:13	R:0 E:0 K:0 S:11	H:0 LOB:2 BB:2 P:23	R:0 E:0 K:0 S:5	H:0 LOB:0 BB:0 P:10	R:0 E:0 K:1 S:7	H:1 LOB:3 BB:2 P:21	R:0 E:0 K:0 S:9	H:0 LOB:0 BB:0 P:12	R:0 E:0 K:1 S:7	H:0 LOB:0 BB:0 P:9	R:0 E:0 K:0 S:6	H:0 LOB:0 BB:0 P:10	R:0 E:0 K:1 S:8	H:0 LOB:0 BB:0 P:11	R:0 E:0 K:1 S:13	H:1 LOB:1 BB:0 P:22	R:0 E:0 K:1 S:9	H:0 LOB:0 BB:0 P:14	R:0 E:0 K:0 S:7	H:0 LOB:1 BB:0 P:16	R:0 E:0 K:0 S:5	H:0 LOB:1 BB:1 P:10	1B:8 2B:2 3B:1 HR:2	SF:1 SAC:3 DP:0 HBP:0	WP:1 PA:77 PB:0 SB:0 CS:0	
PITCHER	30 Travis Wood, L ERA: 3.11	33 Jose Arredondo, R ERA: 1.50	45 Bill Bray, L ERA: 1.47	40 Nick Masset, R ERA: 3.30	48 Francisco Cordero, R ERA: 1.50	66 Logan Ondrusak, R ERA: 1.93	40 Carlos Fisher, R ERA: 0.87	66 Logan Ondrusak, R ERA: 1.93	40 Carlos Fisher, R ERA: 0.87	66 Logan Ondrusak, R ERA: 1.93	40 Carlos Fisher, R ERA: 0.87	66 Logan Ondrusak, R ERA: 1.93	40 Carlos Fisher, R ERA: 0.87	66 Logan Ondrusak, R ERA: 1.93	40 Carlos Fisher, R ERA: 0.87	66 Logan Ondrusak, R ERA: 1.93	40 Carlos Fisher, R ERA: 0.87	66 Logan Ondrusak, R ERA: 1.93	40 Carlos Fisher, R ERA: 0.87	66 Logan Ondrusak, R ERA: 1.93	40 Carlos Fisher, R ERA: 0.87	66 Logan Ondrusak, R ERA: 1.93	40 Carlos Fisher, R ERA: 0.87	66 Logan Ondrusak, R ERA: 1.93	40 Carlos Fisher, R ERA: 0.87	66 Logan Ondrusak, R ERA: 1.93	40 Carlos Fisher, R ERA: 0.87	66 Logan Ondrusak, R ERA: 1.93	40 Carlos Fisher, R ERA: 0.87	66 Logan Ondrusak, R ERA: 1.93	40 Carlos Fisher, R ERA: 0.87	66 Logan Ondrusak, R ERA: 1.93

Cincinnati Reds @ Philadelphia Phillies
Citizens Bank Park, Philadelphia, PA
Wed May 25 2011, 7:10 PM - 1:20 AM EDT
Att: 45,706 - Partly Cloudy - 79 F

livebaseballscorecards.com

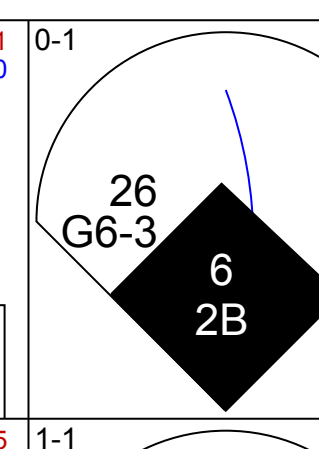
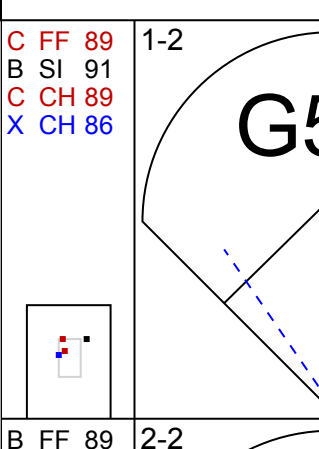
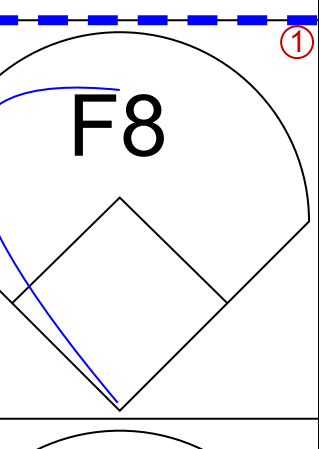
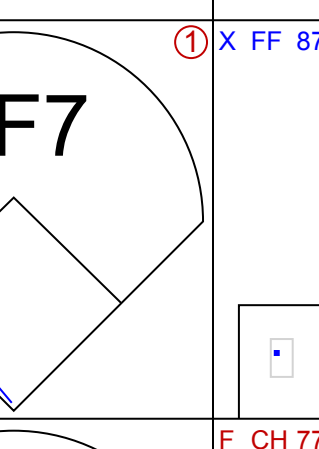
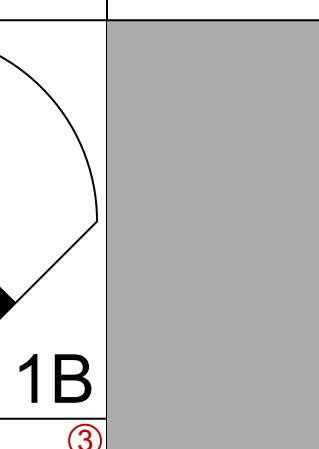
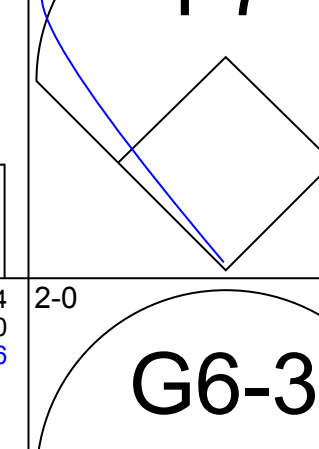
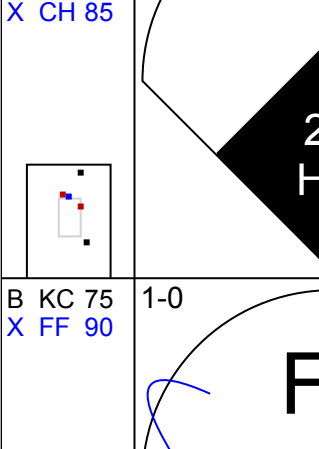
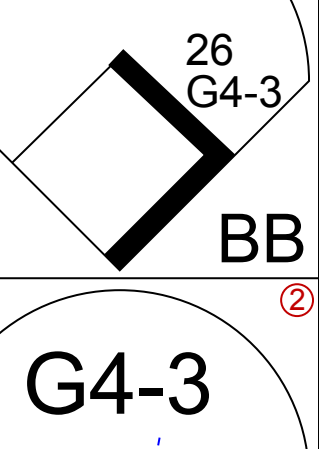
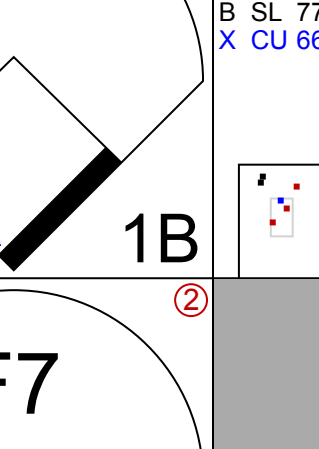
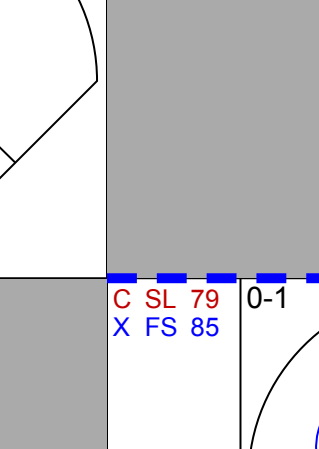
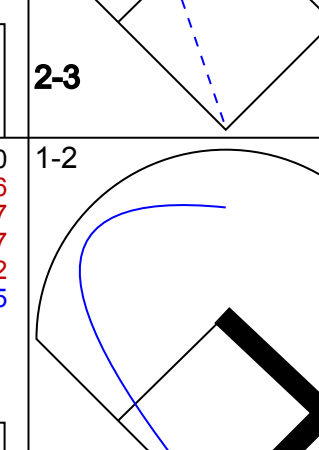
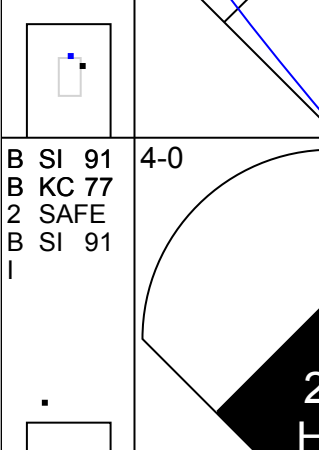
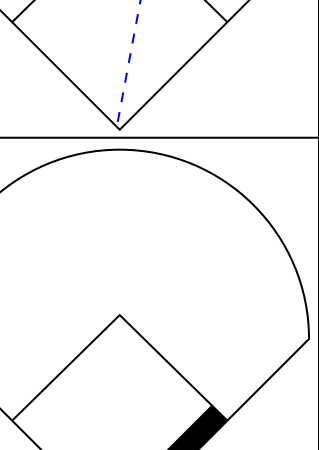
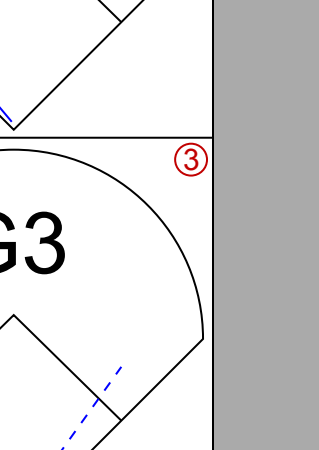

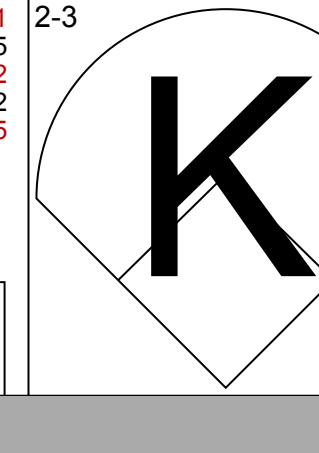
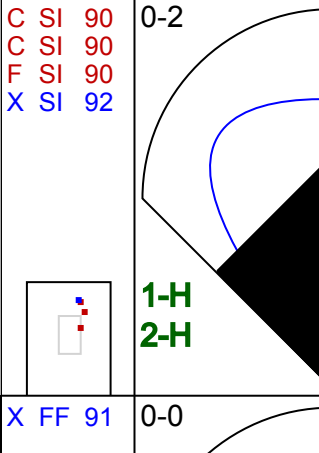
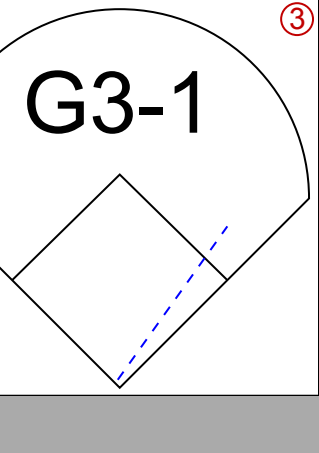
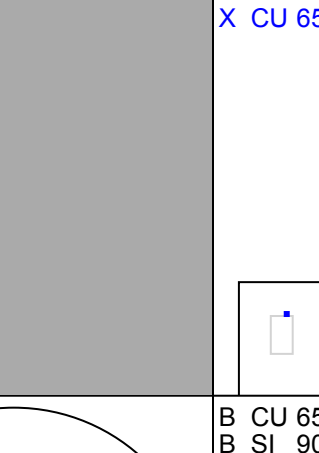


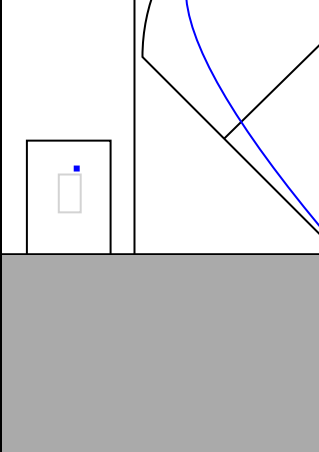

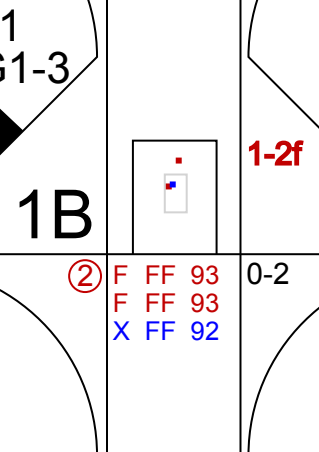

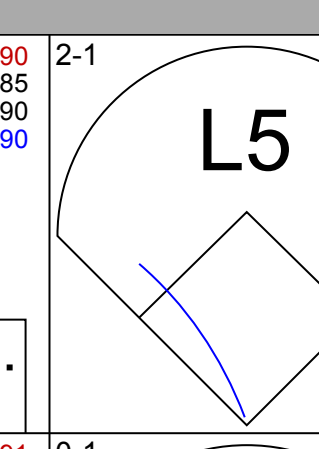
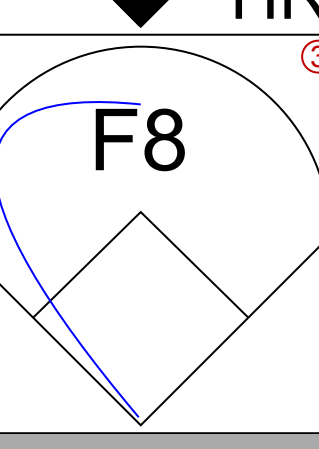
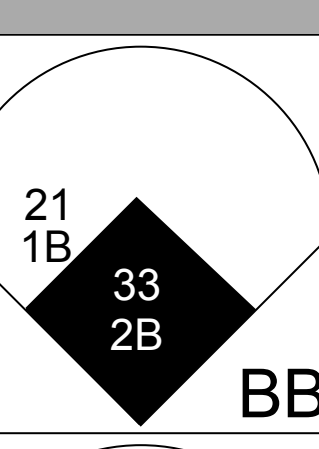
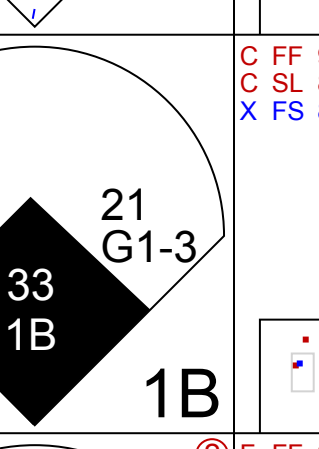

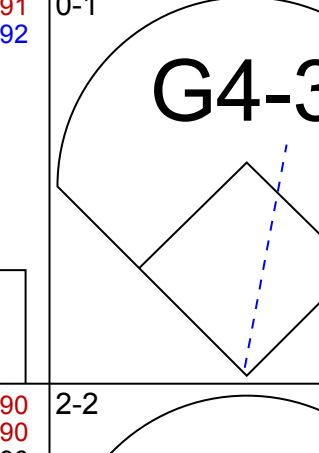
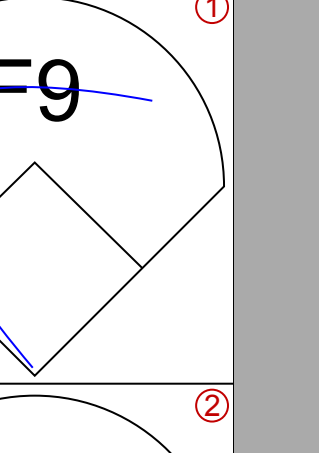
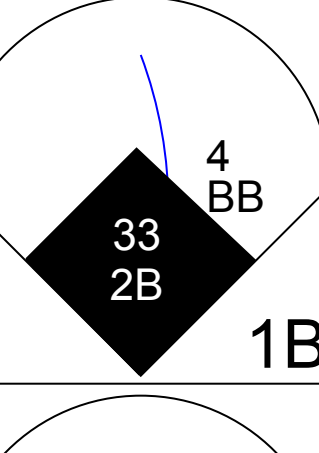
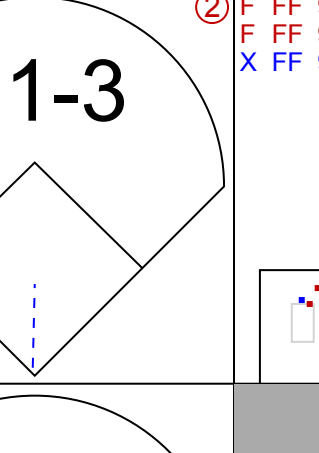

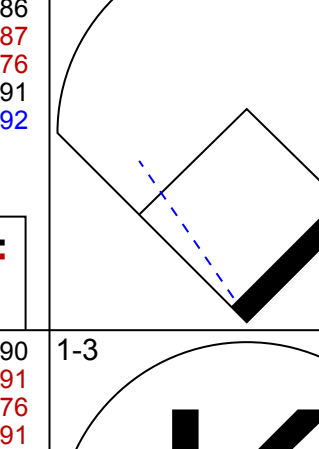
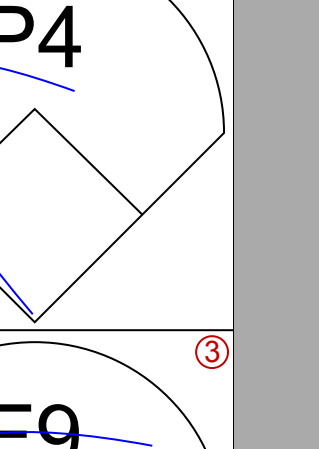
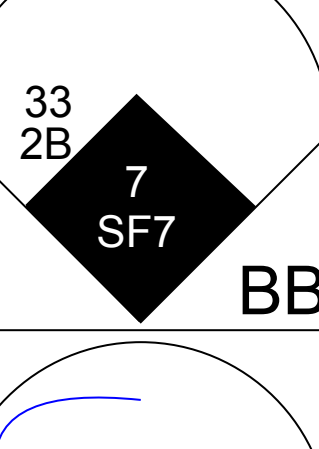
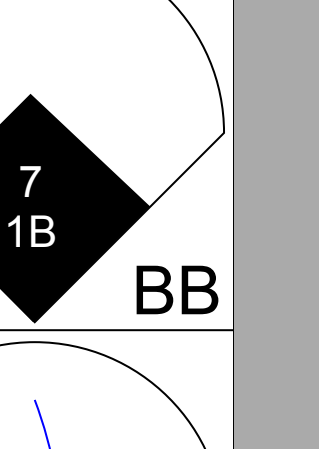
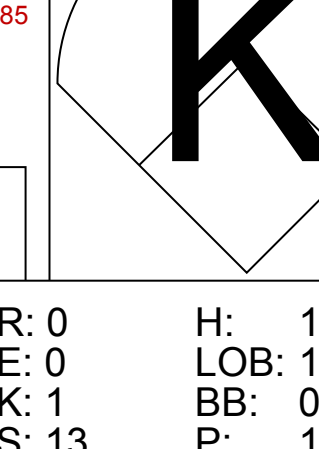
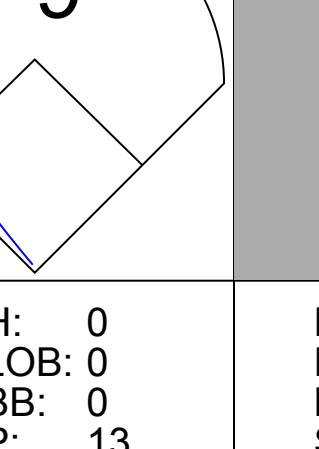
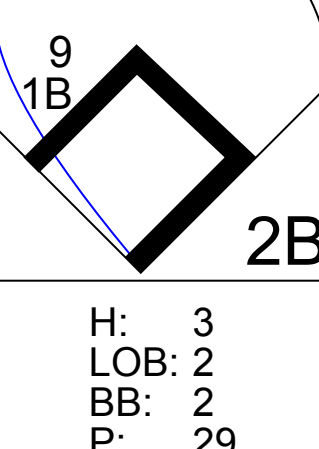
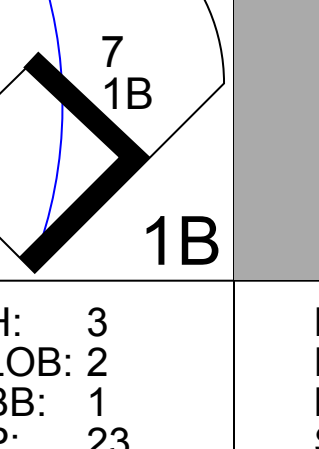
AB 65
R 13
H 13
RBI 5
SO 11
LOB 28




Batter	1	2	3	4	5	6	7	8	9	AB	R	H	RBI	BB	SO	LOB	TOP			
6 Drew Stubbs, R OBP: 0.339, SLG: 0.413										5	0	1	0	0	2	0	Cincinnati Reds @ Philadelphia Phillies Citizens Bank Park, Philadelphia, PA Thu May 26 2011, 1:07 PM - 4:11 PM EDT Att: 45,650 - Partly Cloudy - 87 F			
4 Brandon Phillips, R OBP: 0.365, SLG: 0.435										4	0	1	0	0	0	1				
19 Joey Votto, L OBP: 0.453, SLG: 0.527										4	0	1	0	0	2	2				
43 Miguel Cairo, R OBP: 0.366, SLG: 0.392										4	2	3	0	0	0	1				
32 Jay Bruce, L OBP: 0.353, SLG: 0.556										4	2	2	2	0	0	1				
28 Chris Heisey, R OBP: 0.330, SLG: 0.446										4	0	1	0	0	1	3				
33 Jose Arredondo, R										0	0	0	0	0	0	0				
29 Ryan Hanigan, R OBP: 0.349, SLG: 0.347										3	0	0	0	1	2	2				
7 Paul Janish, R OBP: 0.245, SLG: 0.255										4	0	1	2	0	0	1				
34 Homer Bailey, R OBP: 0.222, SLG: 0.222										2	0	0	0	0	0	2				
58 Daryl Thompson, R OBP: 0.302, SLG: 0.366										1	0	0	0	0	1	0				
Inning Stats	R: 0 H: 1 E: 0 K: 1 S: 8	H: 1 LOB: 1 BB: 0 P: 9	R: 0 H: 0 E: 0 K: 0 S: 8	H: 1 LOB: 1 BB: 0 P: 11	R: 0 H: 0 E: 0 K: 1 S: 8	H: 0 LOB: 0 BB: 0 P: 11	R: 2 H: 3 E: 0 K: 2 S: 16	H: 3 LOB: 2 BB: 1 P: 23	R: 0 H: 1 E: 0 K: 0 S: 9	H: 1 LOB: 0 BB: 0 P: 10	R: 2 H: 2 E: 0 K: 1 S: 17	H: 2 LOB: 0 BB: 0 P: 24	R: 0 H: 1 E: 0 K: 2 S: 9	H: 1 LOB: 1 BB: 0 P: 12	R: 0 H: 0 E: 0 K: 1 S: 8	H: 0 LOB: 0 BB: 0 P: 12	1B: 7 2B: 2 3B: 0 HR: 1	SF: 0 SAC: 0 DP: 1 HBP: 0	WP: 0 PB: 0 SB: 0 CS: 0	PA: 37
PITCHER	IP WLS BF ERA WHIP	IP WLS BF ERA WHIP	IP WLS BF ERA WHIP	IP WLS BF ERA WHIP	IP WLS BF ERA WHIP	IP WLS BF ERA WHIP	IP WLS BF ERA WHIP	IP WLS BF ERA WHIP	IP WLS BF ERA WHIP	IP WLS BF ERA WHIP	IP WLS BF ERA WHIP	IP WLS BF ERA WHIP	IP WLS BF ERA WHIP	IP WLS BF ERA WHIP	IP WLS BF ERA WHIP	IP WLS BF ERA WHIP	ERA WHIP			
33 Cliff Lee, L ERA: 3.5	8.0	W	34	10	4	4	8	1	0	0	0	0	0	0	0	0	4.50	1.375		
52 Jose Contreras, R ERA:	1.0		3	0	0	0	1	0	0	0	0	0	0	0	0	0	0.00	0.000		

AB	36
R	4
H	10
RBI	4
BB	1
SO	9
LOB	13



Batter	1	2	3	4	5	6	7	8	9	AB	R	H	RBI	BB	SO	LOB	BOTTOM			
7 Michael Martinez, S OBP: 0.229, SLG: 0.222										4	1	2	2	0	0	0	Cincinnati Reds @ Philadelphia Phillies Citizens Bank Park, Philadelphia, PA Thu May 26 2011, 1:07 PM - 4:11 PM EDT Att: 45,650 - Partly Cloudy - 87 F			
9 Domico Brown, L OBP: 0.273, SLG: 0.278										4	1	2	0	1	0	3				
26 Chase Utley, L OBP: 0.200, SLG: 0.357										5	1	1	1	0	0	5				
6 Ryan Howard, L OBP: 0.338, SLG: 0.500										3	1	1	1	2	1	2				
29 Raul Ibanez, L OBP: 0.300, SLG: 0.415										5	1	2	3	0	1	3				
15 John Mayberry Jr., R OBP: 0.333, SLG: 0.346										4	2	1	0	1	0	1				
21 Wilson Valdez, R OBP: 0.276, SLG: 0.305										5	1	1	0	0	0	2				
4 Dane Sardinha, R OBP: 0.448, SLG: 0.238										2	2	1	0	2	0	0				
33 Cliff Lee, L OBP: 0.240, SLG: 0.250										4	0	2	3	0	1	1				
52 Jose Contreras, R ERA: 2.7										0	0	0	0	0	0	0				
Inning Stats	R: 1 H: 2 E: 0 K: 1 S: 13	H: 2 LOB: 1 BB: 0 P: 19	R: 0 H: 1 E: 0 K: 1 S: 13	H: 1 LOB: 0 BB: 0 P: 18	R: 3 H: 2 E: 0 K: 0 S: 12	H: 2 LOB: 0 BB: 1 P: 20	R: 0 H: 0 E: 0 K: 0 S: 7	H: 0 LOB: 0 BB: 0 P: 13	R: 0 H: 0 E: 0 K: 0 S: 14	H: 0 LOB: 2 BB: 2 P: 27	R: 3 H: 3 E: 0 K: 0 S: 15	H: 3 LOB: 2 BB: 2 P: 29	R: 2 H: 3 E: 0 K: 0 S: 14	H: 3 LOB: 1 BB: 1 P: 23	R: 1 H: 2 E: 0 K: 1 S: 13	H: 2 LOB: 1 BB: 0 P: 17	1B: 7 2B: 4 3B: 0 HR: 2	SF: 1 SAC: 0 DP: 0 HBP: 0	WP: 0 PB: 0 SB: 0 CS: 0	PA: 43
PITCHER	IP WLS BF ERA WHIP	IP WLS BF ERA WHIP	IP WLS BF ERA WHIP	IP WLS BF ERA WHIP	IP WLS BF ERA WHIP	IP WLS BF ERA WHIP	IP WLS BF ERA WHIP	IP WLS BF ERA WHIP	IP WLS BF ERA WHIP	IP WLS BF ERA WHIP	IP WLS BF ERA WHIP	IP WLS BF ERA WHIP	IP WLS BF ERA WHIP	IP WLS BF ERA WHIP	IP WLS BF ERA WHIP	IP WLS BF ERA WHIP	ERA WHIP			
34 Homer Bailey, R ERA: 3.0	4.0	L	18	5	4	4	0	5	0	0	0	0	0	0	0	0	9.00	1.250		
58 Daryl Thompson, R ERA: 15.0	3.0		20	6	5	5	0	5	0	0	0	0	0	0	0	0	15.00	3.667		
33 Jose Arredondo, R ERA: 2.7	1.0		5	2	1	1	1	0	0	0	0	0	0	0	0	0	9.00	2.000		


AB	36
R	10
H	13
RBI	10
BB	6
SO	3
LOB	17




Batter	1	2	3	4	5	6	7	8	9	AB	R	H	RBI	BB	SO	LOB	TOP					
11 Jimmy Rollins, S OBP: 0.339, SLG: 0.367										5	1	1	0	0	2	2	Philadelphia Phillies @ New York Mets Citi Field, Flushing, NY Sat May 28 2011, 7:16 PM - 10:02 PM EDT Att: 29,337 - Partly Cloudy - 73 F					
26 Chase Utley, L OBP: 0.333, SLG: 0.429										3	2	2	1	1	0	0						
27 Placido Polanco, R OBP: 0.357, SLG: 0.405										3	1	0	0	1	0	2						
6 Ryan Howard, L OBP: 0.333, SLG: 0.490										4	0	1	2	0	2	1						
29 Raul Ibanez, L OBP: 0.293, SLG: 0.408										4	0	1	1	0	2	1						
51 Carlos Ruiz, R OBP: 0.352, SLG: 0.359										3	0	0	0	1	0	0						
9 Domonic Brown, L OBP: 0.357, SLG: 0.417										4	1	2	0	0	0	2						
15 John Mayberry Jr., R OBP: 0.320, SLG: 0.330										4	0	0	0	0	0	2						
35 Cole Hamels, L OBP: 0.240, SLG: 0.320										1	0	0	0	0	0	0						
7 Ross Gload, L OBP: 0.297, SLG: 0.297										1	0	0	0	0	1	0						
52 Jose Contreras, R OBP: 0.328, SLG: 0.383										0	0	0	0	0	0	0						
10 Ben Francisco, R OBP: 0.328, SLG: 0.383										1	0	1	1	0	0	0						
46 Ryan Madson, L OBP: 0.328, SLG: 0.383										0	0	0	0	0	0	0						
Inning Stats	R: 0 E: 0 K: 1 S: 6	H: 0 LOB: 0 BB: 1 P: 10	R: 0 E: 0 K: 2 S: 10	H: 0 LOB: 0 BB: 0 P: 17	R: 0 E: 0 K: 1 S: 9	H: 1 LOB: 1 BB: 0 P: 13	R: 1 E: 0 K: 1 S: 19	H: 2 LOB: 2 BB: 1 P: 32	R: 0 E: 0 K: 0 S: 7	H: 0 LOB: 0 BB: 0 P: 12	R: 0 E: 0 K: 0 S: 7	H: 0 LOB: 0 BB: 0 P: 11	R: 0 E: 0 K: 0 S: 5	H: 0 LOB: 0 BB: 0 P: 10	R: 3 E: 0 K: 2 S: 16	H: 3 LOB: 1 BB: 1 P: 28	R: 1 E: 0 K: 0 S: 11	H: 2 LOB: 1 BB: 0 P: 18	1B: 3 2B: 5 3B: 0 HR: 0	SF: 0 SAC: 1 DP: 1 HBP: 0	WP: 0 PB: 0 SB: 2 CS: 0	PA: 37
PITCHER	IP WLS BF H R ER SO BB IBB HBP BLK WP HR S P ERA WHIP																					
34 Mike Pelfrey, R ERA: 5.0	7.2 28 4 2 2 6 2 0 0 1 0 0 70 116 2.35 0.783																					
50 Michael O'Connor, L ERA: 1.35	0.0 L 1 1 0 0 0 0 0 0 0 0 0 0 3 4 ∞ ∞																					
45 Jason Istringhausen, R ERA: 3.31	0.0 1 0 0 0 0 0 1 0 0 0 0 0 2 6 ∞ ∞																					
40 Tim Byrdak, L ERA: 5.68	0.1 2 1 2 2 1 0 0 0 0 0 0 0 4 7 54.00 3.000																					
36 Dale Thayer, R ERA: 9.0	1.0 5 2 1 1 0 0 0 0 0 0 0 0 0 11 9.00 2.000																					

Batter	1	2	3	4	5	6	7	8	9	AB	R	H	RBI	BB	SO	LOB	BOTTOM					
7 José Reyes, S OBP: 0.373, SLG: 0.468										4	2	2	0	0	0	0	Philadelphia Phillies @ New York Mets Citi Field, Flushing, NY Sat May 28 2011, 7:16 PM - 10:02 PM EDT Att: 29,337 - Partly Cloudy - 73 F					
2 Justin Turner, R OBP: 0.371, SLG: 0.458										4	0	1	1	0	2	1						
15 Carlos Beltrán, S OBP: 0.365, SLG: 0.515										4	0	0	0	0	2	2						
44 Jason Bay, R OBP: 0.326, SLG: 0.324										4	0	1	1	0	2	1						
6 Nick Evans, R OBP: 0.321, SLG: 0.399										3	0	0	0	0	0	2						
28 Daniel Murphy, L OBP: 0.321, SLG: 0.399										1	0	0	0	0	0	0						
16 Ángel Pagán, S OBP: 0.270, SLG: 0.260										4	0	1	0	0	1	0						
9 Ronny Paulino, R OBP: 0.389, SLG: 0.347										3	0	1	0	0	1	1						
11 Rubén Tejada, R OBP: 0.333, SLG: 0.300										3	0	1	0	0	1	1						
34 Mike Pelfrey, R OBP: 0.100, SLG: 0.105										3	0	0	0	0	2	2						
50 Michael O'Connor, L ERA: 3.01										0	0	0	0	0	0	0						
45 Jason Istringhausen, R ERA: 3.31										0	0	0	0	0	0	0						
40 Tim Byrdak, L ERA: 5.68										0	0	0	0	0	0	0						
36 Dale Thayer, R ERA: 9.0										0	0	0	0	0	0	0						
Inning Stats	R: 1 E: 0 K: 2 S: 16	H: 2 LOB: 1 BB: 0 P: 23	R: 0 E: 0 K: 2 S: 13	H: 2 LOB: 0 BB: 0 P: 16	R: 1 E: 0 K: 1 S: 12	H: 2 LOB: 1 BB: 0 P: 19	R: 0 E: 0 K: 2 S: 10	H: 1 LOB: 1 BB: 0 P: 14	R: 0 E: 0 K: 1 S: 8	H: 0 LOB: 0 BB: 0 P: 14	R: 0 E: 0 K: 2 S: 9	H: 0 LOB: 0 BB: 0 P: 10	R: 0 E: 0 K: 0 S: 7	H: 0 LOB: 0 BB: 0 P: 10	R: 0 E: 0 K: 1 S: 6	H: 0 LOB: 0 BB: 0 P: 8	R: 0 E: 0 K: 0 S: 13	H: 0 LOB: 0 BB: 0 P: 17	1B: 6 2B: 1 3B: 0 HR: 0	SF: 0 SAC: 0 DP: 0 HBP: 0	WP: 0 PB: 0 SB: 5 CS: 1	PA: 33
PITCHER	IP WLS BF H R ER SO BB IBB HBP BLK WP HR S P ERA WHIP																					
35 Cole Hamels, L ERA: 3.01	7.0 27 7 2 2 10 0 0 0 0 0 0 75 106 2.57 1.000																					
52 Jose Contreras, R ERA: 1.96	1.0 H 3 0 0 0 1 0 0 0 0 0 0 6 8 0.00 0.000																					
46 Ryan Madson, R ERA: 1.96	1.0 S 3 0 0 0 0 0 0 0 0 0 0 13 17 0.00 0.000																					

livebaseballscorecards.com

Batter	1	2	3	4	5	6	7	8	9	AB	R	H	RBI	BB	SO	LOB	TOP										
11 Jimmy Rollins, S OBP: 0.344, SLG: 0.369	L8		FC6 27 1B 21 1B							4	0	2	0	1	0	1	Philadelphia Phillies @ New York Mets Citi Field, Flushing, NY Sun May 29 2011, 1:13 PM - 4:13 PM EDT Att: 30,791 - Partly Cloudy - 78 F										
21 Wilson Valdez, R OBP: 0.281, SLG: 0.303										4	0	1	0	1	0	2											
27 Placido Polanco, R OBP: 0.358, SLG: 0.402										4	0	1	1	1	0	2											
29 Raul Ibanez, L OBP: 0.296, SLG: 0.420										4	2	1	1	1	1	6											
10 Ben Francisco, R OBP: 0.335, SLG: 0.392										4	1	2	1	1	1	3											
15 John Mayberry Jr., R OBP: 0.314, SLG: 0.333										5	0	1	0	0	2	3											
7 Michael Martinez, S OBP: 0.212, SLG: 0.204										4	0	0	0	0	1	3											
4 Dane Sardinha, R OBP: 0.455, SLG: 0.320										4	2	2	1	0	2	1											
49 Vance Worley, R OBP: 0.250, SLG: 0.250 38 Kyle Kendrick, R OBP: 0.250, SLG: 0.250 7 Ross Ohlendorf, R OBP: 0.250, SLG: 0.250 16 J.C. Romero, L OBP: 0.320, SLG: 0.400 9 Dominic Brown, L OBP: 0.320, SLG: 0.400 55 Danys Baez, R OBP: 0.320, SLG: 0.400										1	0	0	0	0	1	1		 AB 37 R 5 H 11 RBI 5 BB 5 SO 8 LOB 22									
Inning Stats	R: 0 E: 0 K: 1 S: 9	H: 0 LOB: 1 BB: 1 P: 15	R: 0 E: 0 K: 0 S: 10	H: 0 LOB: 0 BB: 1 P: 17	R: 1 E: 0 K: 2 S: 19	H: 3 LOB: 3 BB: 0 P: 29	R: 0 E: 0 K: 2 S: 9	H: 0 LOB: 0 BB: 0 P: 12	R: 0 E: 0 K: 0 S: 12	H: 1 LOB: 1 BB: 0 P: 19	R: 0 E: 0 K: 1 S: 12	H: 1 LOB: 1 BB: 0 P: 17	R: 0 E: 0 K: 0 S: 11	H: 0 LOB: 1 BB: 1 P: 18	R: 3 E: 0 K: 1 S: 16	H: 5 LOB: 2 BB: 0 P: 24			R: 1 E: 0 K: 1 S: 15	H: 1 LOB: 1 BB: 1 P: 25	1B: 7 2B: 3 3B: 0 HR: 1	SF: 0 SAC: 0 DP: 1 HBP: 0	WP: 1 PB: 0 SB: 2 CS: 0	PA: 42			
PITCHER	IP	WLS	BF	H	R	ER	SO	BB	IBB	HBP	BLK	WP	HR	S	P	ERA	WHIP	PITCHER									
49 Jonathon Niese, L ERA: 3.92	6.1	W	28	5	1	0	6	4	0	0	0	1	0	78	122	0.00	1.421										
33 Taylor Buchholz, R ERA: 3.12	1.1		8	4	3	3	1	0	0	0	0	0	1	19	28	20.25	3.000										
27 Pedro Beato, R ERA: 2.38	1.1		6	2	1	1	1	1	0	0	0	0	0	16	26	6.75	2.250										

Batter	1	2	3	4	5	6	7	8	9	AB	R	H	RBI	BB	SO	LOB	BOTTOM										
7 José Reyes, S OBP: 0.382, SLG: 0.493										5	1	4	1	0	0	0	Philadelphia Phillies @ New York Mets Citi Field, Flushing, NY Sun May 29 2011, 1:13 PM - 4:13 PM EDT Att: 30,791 - Partly Cloudy - 78 F										
2 Justin Turner, R OBP: 0.372, SLG: 0.455										5	0	2	1	0	0	1											
15 Carlos Beltrán, S OBP: 0.363, SLG: 0.514										4	1	1	0	0	0	2											
20 Jason Pridie, L OBP: 0.323, SLG: 0.420										0	0	0	0	1	0	0											
44 Jason Bay, R OBP: 0.328, SLG: 0.328										5	2	2	0	0	1	3											
28 Daniel Murphy, L OBP: 0.329, SLG: 0.412										5	2	3	1	0	0	3											
16 Ángel Pagán, S OBP: 0.269, SLG: 0.259										4	2	1	1	0	0	2											
30 Josh Thole, L OBP: 0.302, SLG: 0.270										4	1	3	3	0	0	0											
11 Rubén Tejada, R OBP: 0.324, SLG: 0.294										4	0	1	1	0	0	1											
49 Jonathon Niese, L OBP: 0.174, SLG: 0.190 33 Taylor Buchholz, R ERA: 3.18 27 Pedro Beato, R ERA: 3.46										3	0	0	0	0	2	3		 AB 40 R 9 H 17 RBI 8 BB 1 SO 3 LOB 15									
Inning Stats	R: 4 E: 1 K: 0 S: 19	H: 5 LOB: 2 BB: 0 P: 29	R: 4 E: 0 K: 0 S: 14	H: 5 LOB: 1 BB: 0 P: 23	R: 0 E: 0 K: 1 S: 11	H: 2 LOB: 2 BB: 0 P: 19	R: 0 E: 0 K: 1 S: 5	H: 0 LOB: 0 BB: 0 P: 8	R: 1 E: 0 K: 1 S: 11	H: 2 LOB: 1 BB: 0 P: 17	R: 0 E: 0 K: 0 S: 5	H: 1 LOB: 1 BB: 0 P: 8	R: 0 E: 0 K: 0 S: 5	H: 0 LOB: 0 BB: 0 P: 7	R: 0 E: 0 K: 0 S: 10	H: 2 LOB: 2 BB: 1 P: 21	1B: 12 2B: 4 3B: 2 HR: 0		SF: 0 SAC: 0 DP: 1 HBP: 0	WP: 0 PB: 1 SB: 0 CS: 0	PA: 41						
PITCHER	IP	WLS	BF	H	R	ER	SO	BB	IBB	HBP	BLK	WP	HR	S	P	ERA	WHIP	PITCHER									
49 Vance Worley, R ERA: 3.75	3.0	L	21	12	8	5	1	0	0	0	0	0	0	44	71	15.00	4.000										
38 Kyle Kendrick, R ERA: 3.18	3.0		12	3	1	1	2	0	0	0	0	0	0	21	33	3.00	1.000										
16 J.C. Romero, L ERA: 3.46	1.0		3	0	0	0	0	0	0	0	0	0	0	5	7	0.00	0.000										
55 Danys Baez, R ERA: 3.2	1.0		5	2	0	0	0	1	0	0	0	0	0	10	21	0.00	3.000										

Batter	1	2	3	4	5	6	7	8	9	AB	R	H	RBI	BB	SO	LOB	TOP					
11 Jimmy Rollins, S OBP: 0.337, SLG: 0.361	F9		K	F9			F8	G6-3		5	0	0	0	0	1	3						
27 Placido Polanco, R OBP: 0.364, SLG: 0.404	1B		L5		G1-3		1B	BB	BB	4	1	2	0	1	0	1						
26 Chase Utley, L OBP: 0.339, SLG: 0.505	F7			G3	BB		BB			3	1	0	0	2	0	2						
21 Wilson Valdez, R OBP: 0.281, SLG: 0.303	F9			HR	K		1B			0	0	0	0	0	0	0						
6 Ryan Howard, L OBP: 0.339, SLG: 0.505	F9			HR	K		1B			4	1	2	2	0	1	2						
29 Raul Ibanez, L OBP: 0.298, SLG: 0.435	K2-3			HR	IBB		SF9			3	1	1	2	1	1	2						
51 Carlos Ruiz, R OBP: 0.354, SLG: 0.370	P4			HR	P3		1B			5	1	2	0	0	0	4						
9 Dornic Brown, L OBP: 0.364, SLG: 0.414	G3						P2			4	0	1	1	0	0	2						
15 John Mayberry Jr., R OBP: 0.321, SLG: 0.351										4	0	2	0	0	2	0						
34 Roy Halladay, R OBP: 0.036, SLG: 0.036										1	0	0	0	0	0	0						
7 Ross Gload, L OBP: 0.252, SLG: 0.282										1	0	0	0	0	0	0						
37 Antonio Bastardo, R ERA: 1.71										0	0	0	0	0	0	0						
52 Jose Contreras, R ERA: 1.71										0	0	0	0	0	0	0						
46 Ryan Madson, L ERA: 2.13										0	0	0	0	0	0	0						
Inning Stats	R: 0 H: 1 E: 0 K: 0 S: 8	H: 1 LOB: 1 BB: 0 P: 12	R: 0 H: 0 E: 0 K: 1 S: 9	H: 0 LOB: 0 BB: 0 P: 11	R: 0 H: 1 E: 0 K: 1 S: 11	H: 1 LOB: 1 BB: 0 P: 16	R: 3 H: 5 E: 0 K: 0 S: 16	H: 5 LOB: 2 BB: 2 P: 24	R: 0 H: 0 E: 0 K: 1 S: 15	H: 0 LOB: 0 BB: 0 P: 28	R: 2 H: 3 E: 0 K: 0 S: 15	H: 3 LOB: 2 BB: 1 P: 26	R: 0 H: 0 E: 0 K: 1 S: 11	H: 0 LOB: 0 BB: 0 P: 15	R: 0 H: 0 E: 0 K: 0 S: 15	H: 0 LOB: 2 BB: 1 P: 25	1B: 6 2B: 2 3B: 0 HR: 2	SF: 1 SAC: 2 DP: 0 HBP: 1	WP: 0 PB: 0 SB: 1 CS: 0	PA: 42		
PITCHER	IP WLS BF H R ER SO BB IBB HBP BLK WP HR S P ERA WHIP	IP WLS BF H R ER SO BB IBB HBP BLK WP HR S P ERA WHIP	IP WLS BF H R ER SO BB IBB HBP BLK WP HR S P ERA WHIP	IP WLS BF H R ER SO BB IBB HBP BLK WP HR S P ERA WHIP	IP WLS BF H R ER SO BB IBB HBP BLK WP HR S P ERA WHIP	IP WLS BF H R ER SO BB IBB HBP BLK WP HR S P ERA WHIP	IP WLS BF H R ER SO BB IBB HBP BLK WP HR S P ERA WHIP	IP WLS BF H R ER SO BB IBB HBP BLK WP HR S P ERA WHIP	IP WLS BF H R ER SO BB IBB HBP BLK WP HR S P ERA WHIP	IP WLS BF H R ER SO BB IBB HBP BLK WP HR S P ERA WHIP	IP WLS BF H R ER SO BB IBB HBP BLK WP HR S P ERA WHIP	IP WLS BF H R ER SO BB IBB HBP BLK WP HR S P ERA WHIP	IP WLS BF H R ER SO BB IBB HBP BLK WP HR S P ERA WHIP	IP WLS BF H R ER SO BB IBB HBP BLK WP HR S P ERA WHIP	IP WLS BF H R ER SO BB IBB HBP BLK WP HR S P ERA WHIP	IP WLS BF H R ER SO BB IBB HBP BLK WP HR S P ERA WHIP	IP WLS BF H R ER SO BB IBB HBP BLK WP HR S P ERA WHIP	IP WLS BF H R ER SO BB IBB HBP BLK WP HR S P ERA WHIP	IP WLS BF H R ER SO BB IBB HBP BLK WP HR S P ERA WHIP	IP WLS BF H R ER SO BB IBB HBP BLK WP HR S P ERA WHIP	IP WLS BF H R ER SO BB IBB HBP BLK WP HR S P ERA WHIP	IP WLS BF H R ER SO BB IBB HBP BLK WP HR S P ERA WHIP
61 Livan Hernandez, R ERA: 3.87	6.1	29	8	4	4	4	1	1	0	0	0	0	2	68	104	5.68	1.421					
17 Sean Burnett, L ERA: 5.59	0.2	L	5	2	1	1	0	0	0	0	0	0	0	11	20	13.50	4.500					
60 Todd Coffey, R ERA: 1.71	1.0	S	3	0	0	0	0	0	0	0	0	0	0	11	15	0.00	0.000					
63 Henry Alberto Rodriguez, R ERA: 2.13	1.0	S	5	0	0	0	0	1	0	1	1	0	0	15	25	0.00	1.000					
Batter	1	2	3	4	5	6	7	8	9	AB	R	H	RBI	BB	SO	LOB	BOTTOM					
24 Rick Ankiel, L OBP: 0.287, SLG: 0.274	G6-3	P6			G1-3		FC1-2-5		K	5	0	1	0	0	1	3						
8 Danny Espinosa, S OBP: 0.302, SLG: 0.420	K		K		HR		F7			4	1	1	1	0	2	3						
28 Jayson Werth, R OBP: 0.347, SLG: 0.438	G6-3		CS		F9		K			4	0	1	0	0	1	3						
19 Laynce Nix, L OBP: 0.333, SLG: 0.576	K		P5			HR		L8		4	1	1	1	0	1	2						
38 Michael Morse, R OBP: 0.319, SLG: 0.492		HR	CS		K		G3		HBP	3	1	1	1	0	1	0						
43 Brian Bixler, R OBP: 0.190, SLG: 0.105										0	0	0	0	0	0	0						
3 Wilson Ramos, R OBP: 0.336, SLG: 0.403	1B				1B		G4-3		G5-4-3	4	0	2	0	0	0	1						
15 Jerry Hairston, R OBP: 0.307, SLG: 0.335					F8					3	1	0	0	0	0	2						
17 Sean Burnett, L ERA: 1.4										0	0	0	0	0	0	0						
60 Todd Coffey, R ERA: 1.71										0	0	0	0	0	0	0						
12 Matt Stairs, L OBP: 0.244, SLG: 0.118										1	0	0	0	0	0	1						
63 Henry Alberto Rodriguez, R ERA: 2.13										0	0	0	0	0	0	0						
13 Alex Cora, L OBP: 0.303, SLG: 0.289					G3				K	4	0	2	0	0	1	1						
61 Livan Hernandez, R OBP: 0.211, SLG: 0.211										1	0	0	1	0	0	0						
20 Ian Desmond, R OBP: 0.261, SLG: 0.355					F9				P4	2	0	1	0	0	0	0						
Inning Stats	R: 0 H: 1 E: 0 K: 2 S: 12	H: 3 LOB: 1 BB: 0 P: 20	R: 2 H: 3 E: 0 K: 0 S: 14	H: 3 LOB: 1 BB: 0 P: 16	R: 0 H: 1 E: 0 K: 1 S: 9	H: 1 LOB: 0 BB: 0 P: 14	R: 0 H: 1 E: 0 K: 1 S: 13	H: 1 LOB: 1 BB: 0 P: 18	R: 1 H: 1 E: 0 K: 0 S: 11	H: 1 LOB: 0 BB: 0 P: 15	R: 1 H: 1 E: 0 K: 0 S: 7	H: 1 LOB: 0 BB: 0 P: 9	R: 0 H: 2 E: 0 K: 1 S: 6	H: 2 LOB: 2 BB: 0 P: 9	R: 0 H: 0 E: 0 K: 2 S: 6	H: 0 LOB: 1 BB: 0 P: 9	R: 0 H: 0 E: 0 K: 2 S: 9	H: 0 LOB: 0 BB: 0 P: 14	1B: 6 2B: 1 3B: 0 HR: 3	SF: 0 SAC: 1 DP: 0 HBP: 1	WP: 0 PB: 0 SB: 1 CS: 1	PA: 38
PITCHER	IP WLS BF H R ER SO BB IBB HBP BLK WP HR S P ERA WHIP	IP WLS BF H R ER SO BB IBB HBP BLK WP HR S P ERA WHIP	IP WLS BF H R ER SO BB IBB HBP BLK WP HR S P ERA WHIP	IP WLS BF H R ER SO BB IBB HBP BLK WP HR S P ERA WHIP	IP WLS BF H R ER SO BB IBB HBP BLK WP HR S P ERA WHIP	IP WLS BF H R ER SO BB IBB HBP BLK WP HR S P ERA WHIP	IP WLS BF H R ER SO BB IBB HBP BLK WP HR S P ERA WHIP	IP WLS BF H R ER SO BB IBB HBP BLK WP HR S P ERA WHIP	IP WLS BF H R ER SO BB IBB HBP BLK WP HR S P ERA WHIP	IP WLS BF H R ER SO BB IBB HBP BLK WP HR S P ERA WHIP	IP WLS BF H R ER SO BB IBB HBP BLK WP HR S P ERA WHIP	IP WLS BF H R ER SO BB IBB HBP BLK WP HR S P ERA WHIP	IP WLS BF H R ER SO BB IBB HBP BLK WP HR S P ERA WHIP	IP WLS BF H R ER SO BB IBB HBP BLK WP HR S P ERA WHIP	IP WLS BF H R ER SO BB IBB HBP BLK WP HR S P ERA WHIP	IP WLS BF H R ER SO BB IBB HBP BLK WP HR S P ERA WHIP	IP WLS BF H R ER SO BB IBB HBP BLK WP HR S P ERA WHIP	IP WLS BF H R ER SO BB IBB HBP BLK WP HR S P ERA WHIP	IP WLS BF H R ER SO BB IBB HBP BLK WP HR S P ERA WHIP	IP WLS BF H R ER SO BB IBB HBP BLK WP HR S P ERA WHIP	IP WLS BF H R ER SO BB IBB HBP BLK WP HR S P ERA WHIP	IP WLS BF H R ER SO BB IBB HBP BLK WP HR S P ERA WHIP
34 Roy Halladay, R ERA: 2.96	7.0	30	10	4	4	4	0	0	0	0	0	0	0	3	81	111	5.14	1.429				
37 Antonio Bastardo, L ERA: 1.4	0.1	H	1	0	0	0	0	0	0	0	0	0	0	1	2	0.00	0.000					
52 Jose Contreras, R ERA: 1.71	0.2	H	3	0	0	0	0	0	0	0	0	0	0	5	7	0.00	0.000					
46 Ryan Madson, R ERA: 1.88	1.0	S	3	0	0	0	0	0	0	0	0	0	0	9	14	0.00	0.000					

Philadelphia Phillies @ Washington Nationals
Nationals Park, Washington, DC
Mon May 30 2011, 1:08 PM - 4:22 PM EDT
Att: 34,789 - Sunny - 92 F

AB	34
R	5
H	10
RBI	5
BB	4
SO	5
LOB	16



Philadelphia Phillies @ Washington Nationals
Nationals Park, Washington, DC
Mon May 30 2011, 1:08 PM - 4:22 PM EDT
Att: 34,789 - Sunny - 92 F

AB	35
R	4
H	10
RBI	4
BB	0
SO	7
LOB	16



Batter	1	2	3	4	5	6	7	8	9	AB	R	H	RBI	BB	SO	LOB	TOP					
11 Jimmy Rollins, S OBP: 0.332, SLG: 0.354	G4-3		G4-3		G6-3		L9			4	0	0	0	0	0	2	Philadelphia Phillies @ Washington Nationals Nationals Park, Washington, DC Tue May 31 2011, 7:08 PM - 9:56 PM EDT Att: 21,017 - Partly Cloudy - 90 F					
27 Placido Polanco, R OBP: 0.366, SLG: 0.406	1B		G6-3		1B		P6			4	0	2	0	0	0	2						
26 Chase Utley, L OBP: 0.364, SLG: 0.370	F9				F9					3	0	1	0	1	0	2						
6 Ryan Howard, L OBP: 0.333, SLG: 0.495	G6-3				G1-6-3		L6			4	0	0	0	0	0	3						
29 Raul Ibanez, L OBP: 0.297, SLG: 0.431			G4-3		1B		K			4	0	1	0	0	1	0						
51 Carlos Ruiz, R OBP: 0.359, SLG: 0.375			L6		L6		K			4	0	2	0	0	1	1						
9 Dominic Brown, L OBP: 0.378, SLG: 0.545			FC4-6		HR		2B			4	1	2	1	0	0	2						
15 John Mayberry Jr., R OBP: 0.319, SLG: 0.376			K		HR		G6-3			4	1	1	1	0	1	3						
33 Cliff Lee, L OBP: 0.225, SLG: 0.231			F7		K		CI			2	0	0	0	0	0	1						
40 Michael Stutes, R OBP: 0.262, SLG: 0.292										0	0	0	0	0	0	0						
7 Ross Gload, L OBP: 0.262, SLG: 0.292										0	0	0	0	0	0	0						
38 Kyle Kendrick, R OBP: 0.262, SLG: 0.292										0	0	0	0	0	0	0						
55 Danyes Baez, R OBP: 0.262, SLG: 0.292										0	0	0	0	0	0	0						
59 Mike Zagurski, L OBP: 0.262, SLG: 0.292										0	0	0	0	0	0	0						
10 Ben Francisco, R OBP: 0.262, SLG: 0.292										1	0	0	0	0	0	1						
Inning Stats	R: 0 E: 0 K: 0 S: 7	H: 1 LOB: 1 BB: 0 P: 10	R: 0 E: 0 K: 1 S: 10	H: 1 LOB: 1 BB: 0 P: 15	R: 0 E: 0 K: 0 S: 6	H: 0 LOB: 0 BB: 0 P: 8	R: 0 E: 0 K: 0 S: 9	H: 2 LOB: 1 BB: 0 P: 14	R: 2 E: 0 K: 1 S: 19	H: 3 LOB: 1 BB: 0 P: 27	R: 0 E: 0 K: 2 S: 8	H: 0 LOB: 0 BB: 0 P: 12	R: 0 E: 0 K: 0 S: 9	H: 1 LOB: 2 BB: 0 P: 14	R: 0 E: 0 K: 0 S: 4	H: 0 LOB: 0 BB: 0 P: 9	R: 0 E: 0 K: 0 S: 12	H: 1 LOB: 1 BB: 0 P: 16	1B: 6 2B: 1 3B: 0 HR: 2	SF: 0 SAC: 0 DP: 2 HBP: 0	WP: 0 PB: 0 SB: 0 CS: 0	PA: 36
PITCHER	IP WLS BF H R ER SO BB IBB HBP BLK WP HR S P ERA WHIP																					
21 Jason Marquis, R ERA: 4.13	(1, 1) 6.1 W 27 8 2 2 4 0 0 0 0 0 2 64 94 2.84 1.263																					
36 Tyler Clippard, R ERA: 2.09	(7, 1) 0.2 H 2 0 0 0 0 0 0 0 0 0 0 4 6 0.00 0.000																					
65 Cole Kimball, R ERA: 3.24	(8, 1) 2.0 7 1 0 0 0 1 0 0 0 0 0 16 25 0.00 1.000																					

Batter	1	2	3	4	5	6	7	8	9	AB	R	H	RBI	BB	SO	LOB	BOTTOM			
2 Roger Bernadina, L OBP: 0.301, SLG: 0.326	F8		2B SF9 1B		G3		K			5	1	1	0	0	2	3	Philadelphia Phillies @ Washington Nationals Nationals Park, Washington, DC Tue May 31 2011, 7:08 PM - 9:56 PM EDT Att: 21,017 - Partly Cloudy - 90 F			
20 Ian Desmond, R OBP: 0.270, SLG: 0.354	F9		8 HR BB		G3		3B S 2B			3	2	1	0	2	0	0				
28 Jayson Werth, R OBP: 0.344, SLG: 0.439	K		SF9		K		G5-3			4	0	1	2	0	2	1				
38 Michael Morse, R OBP: 0.329, SLG: 0.504			7 G4-6-3 1B		8 HR 1B		G5-3			5	2	3	2	0	0	2				
8 Danny Espinosa, S OBP: 0.311, SLG: 0.461			7 G4-6-3 1B		1-H 2-H HR		HR			4	2	3	4	0	1	1				
7 Ivan Rodriguez, R OBP: 0.271, SLG: 0.342			G4-6-3		BB		K			3	1	1	1	1	1	2				
15 Jerry Hairston, R OBP: 0.312, SLG: 0.354			G5-3		F8		21 1B BB			3	0	1	1	1	0	2				
43 Brian Bixler, R OBP: 0.217, SLG: 0.143					K		P5			2	0	1	0	0	1	0				
24 Rick Ankiel, L OBP: 0.262, SLG: 0.269			21 FC1-6 1B		K					2	0	0	0	0	0	1				
21 Jason Marquis, L OBP: 0.308, SLG: 0.346			FC1-6		L9		1B			3	1	1	0	0	0	1				
36 Tyler Clippard, R ERA: 2.09			20 BB 2B							0	0	0	0	0	0	0				
65 Cole Kimball, R ERA: 3.24			28 SF9 1B							0	1	0	0	1	0	0				
Inning Stats	R: 0 E: 0 K: 1 S: 7	H: 0 LOB: 0 BB: 0 P: 10	R: 0 E: 0 K: 0 S: 9	H: 2 LOB: 1 BB: 0 P: 16	R: 5 E: 0 K: 0 S: 13	H: 4 LOB: 1 BB: 2 P: 25	R: 0 E: 0 K: 1 S: 13	H: 0 LOB: 0 BB: 0 P: 15	R: 0 E: 0 K: 1 S: 8	H: 0 LOB: 0 BB: 0 P: 13	R: 1 E: 0 K: 2 S: 15	H: 2 LOB: 2 BB: 1 P: 27	R: 3 E: 0 K: 1 S: 12	H: 4 LOB: 1 BB: 0 P: 18	R: 1 E: 0 K: 1 S: 13	H: 1 LOB: 2 BB: 2 P: 27	1B: 9 2B: 2 3B: 0 HR: 2	SF: 1 SAC: 0 DP: 1 HBP: 0	WP: 0 PB: 0 SB: 1 CS: 0	PA: 40
PITCHER	IP WLS BF H R ER SO BB IBB HBP BLK WP HR S P ERA WHIP																			
33 Cliff Lee, L ERA: 3.94	(1, 1) 5.1 L 25 7 6 6 4 3 0 0 0 0 0 0 7 10 0.00 1.500																			
40 Michael Stutes, R ERA: 2.38	(6, 1) 0.2 3 1 0 0 1 0 0 0 0 0 0 0 7 10 0.00 1.500																			
55 Danyes Baez, R ERA: 4.1	(7, 1) 1.0 6 4 3 3 1 0 0 0 0 0 0 0 12 18 27.00 4.000																			
59 Mike Zagurski, L ERA: 7.71	(8, 1) 1.0 6 1 1 1 1 2 0 0 0 0 0 0 13 27 9.00 3.000																			

Batter	1	2	3	4	5	6	7	8	9	AB	R	H	RBI	BB	SO	LOB	TOP					
27 Placido Polanco, R OBP: 0.367, SLG: 0.403										4	0	1	0	1	1	1	Philadelphia Phillies @ Washington Nationals Nationals Park, Washington, DC Wed Jun 01 2011, 1:07 PM - 3:56 PM EDT Att: 24,495 - Partly Cloudy - 90 F					
15 John Mayberry Jr., R OBP: 0.316, SLG: 0.365										3	0	0	0	0	0	3						
26 Chase Utley, L OBP: 0.324, SLG: 0.323										4	0	0	0	0	0	3						
6 Ryan Howard, L OBP: 0.324, SLG: 0.500										4	1	2	0	0	0	0						
10 Ben Francisco, R OBP: 0.337, SLG: 0.385										2	0	0	0	2	0	0						
29 Raul Ibanez, L OBP: 0.296, SLG: 0.427										4	0	1	0	0	1	2						
51 Carlos Ruiz, R OBP: 0.348, SLG: 0.362										4	0	0	0	0	0	3						
21 Wilson Valdez, R OBP: 0.277, SLG: 0.298										2	0	0	0	0	0	2						
11 Jimmy Rollins, S OBP: 0.337, SLG: 0.357										1	0	0	0	0	0	2						
44 Roy Oswalt, R OBP: 0.214, SLG: 0.154										1	0	0	0	0	0	2						
9 Domonic Brown, L OBP: 0.309, SLG: 0.529										1	0	0	0	0	0	3						
40 Michael Stutes, R OBP: 0.296, SLG: 0.357										0	0	0	0	0	0	0						
37 Antonio Bastardo, R OBP: 0.296, SLG: 0.357										0	0	0	0	0	0	0						
7 Ross Gload, L OBP: 0.275, SLG: 0.275										1	0	0	0	0	0	1						
Inning Stats	R: 0 E: 0 K: 0 S: 6	H: 1 LOB: 0 BB: 0 P: 9	R: 1 E: 1 K: 1 S: 15	H: 1 LOB: 2 BB: 1 P: 26	R: 0 E: 0 K: 0 S: 9	H: 1 LOB: 2 BB: 0 P: 15	R: 0 E: 0 K: 0 S: 8	H: 0 LOB: 0 BB: 0 P: 11	R: 0 E: 1 K: 0 S: 8	H: 0 LOB: 2 BB: 1 P: 14	R: 0 E: 0 K: 0 S: 8	H: 1 LOB: 3 BB: 2 P: 19	R: 0 E: 0 K: 0 S: 8	H: 0 LOB: 0 BB: 0 P: 12	R: 0 E: 0 K: 0 S: 8	H: 0 LOB: 0 BB: 0 P: 13	R: 0 E: 0 K: 1 S: 8	H: 1 LOB: 1 BB: 0 P: 12	1B: 4 2B: 1 3B: 0 HR: 0	SF: 0 SAC: 1 DP: 1 HBP: 1	WP: 0 PB: 0 SB: 1 CS: 0	PA: 37
PITCHER	IP WLS BF H R ER SO BB IBB HBP BLK WP HR S P ERA WHIP																					
31 John Lannan, L ERA: 4.05	5.1 W 24 4 1 0 1 3 0 1 0 0 0 50 85 0.00 1.312																					
60 Todd Coffey, R ERA: 1.69	0.1 H 2 0 0 0 0 1 0 0 0 0 0 3 7 0.00 3.000																					
45 Doug Slaten, L ERA: 2.19	0.1 H 1 0 0 0 0 0 0 0 0 0 0 1 2 0.00 0.000																					
36 Tyler Clippard, R ERA: 1.95	2.0 H 6 0 0 0 0 0 0 0 0 0 0 16 25 0.00 0.000																					
22 Drew Storen, R ERA: 1.95	1.0 S 4 1 0 0 1 0 0 0 0 0 0 8 12 0.00 1.000																					

Batter	1	2	3	4	5	6	7	8	9	AB	R	H	RBI	BB	SO	LOB	BOTTOM					
2 Roger Bernadina, L OBP: 0.309, SLG: 0.333										4	1	2	0	0	2	2	Philadelphia Phillies @ Washington Nationals Nationals Park, Washington, DC Wed Jun 01 2011, 1:07 PM - 3:56 PM EDT Att: 24,495 - Partly Cloudy - 90 F					
20 Ian Desmond, R OBP: 0.286, SLG: 0.349										3	0	0	0	0	1							
28 Jayson Werth, R OBP: 0.342, SLG: 0.435										4	0	1	1	0	0							
19 Laynce Nix, L OBP: 0.331, SLG: 0.590										4	1	1	1	0	2							
22 Drew Storen, S										0	0	0	0	0	0							
38 Michael Morse, R OBP: 0.333, SLG: 0.507										3	0	1	0	1	0							
8 Danny Espinosa, S OBP: 0.315, SLG: 0.456										2	0	0	0	1	0							
3 Wilson Ramos, R OBP: 0.333, SLG: 0.407										4	0	1	0	0	3							
13 Alex Cora, L OBP: 0.308, SLG: 0.286										1	0	0	0	1	0							
15 Jerry Hairston, R OBP: 0.310, SLG: 0.352										1	0	0	0	0	0							
31 John Lannan, L ERA: 4.05										2	0	0	0	0	1							
60 Todd Coffey, R ERA: 1.69										0	0	0	0	0	0							
45 Doug Slaten, L ERA: 2.19										0	0	0	0	0	0							
21 Jason Marquis, L ERA: 2.7										0	0	0	0	0	0							
36 Tyler Clippard, R ERA: 1.95										0	0	0	0	0	0							
24 Rick Ankiel, L ERA: 1.33										0	0	0	0	0	0							
Inning Stats	R: 1 E: 0 K: 0 S: 14	H: 2 LOB: 1 BB: 0 P: 14	R: 0 E: 0 K: 2 S: 13	H: 1 LOB: 1 BB: 1 P: 20	R: 1 E: 0 K: 0 S: 8	H: 1 LOB: 2 BB: 1 P: 18	R: 0 E: 0 K: 0 S: 11	H: 1 LOB: 1 BB: 0 P: 14	R: 0 E: 0 K: 1 S: 8	H: 0 LOB: 0 BB: 0 P: 13	R: 0 E: 0 K: 1 S: 10	H: 0 LOB: 0 BB: 0 P: 15	R: 0 E: 0 K: 1 S: 9	H: 0 LOB: 0 BB: 0 P: 15	R: 0 E: 0 K: 1 S: 10	H: 0 LOB: 1 BB: 1 P: 18	R: 0 E: 0 K: 1 S: 10	H: 0 LOB: 1 BB: 1 P: 18	1B: 3 2B: 2 3B: 0 HR: 1	SF: 0 SAC: 1 DP: 0 HBP: 1	WP: 0 PB: 0 SB: 0 CS: 0	PA: 34
PITCHER	IP WLS BF H R ER SO BB IBB HBP BLK WP HR S P ERA WHIP																					
44 Roy Oswalt, R ERA: 2.7	5.0 L 24 6 2 2 3 2 0 1 0 0 0 54 79 3.60 1.600																					
40 Michael Stutes, R ERA: 2.03	2.0 6 0 0 0 2 0 0 0 0 0 0 19 30 0.00 0.000																					
37 Antonio Bastardo, L ERA: 1.33	1.0 4 0 0 0 1 0 0 0 0 0 0 10 18 0.00 1.000																					

Batter	1	2	3	4	5	6	7	8	9	10	11	12	AB	R	H	RBI	BB	SO	LOB	TOP			
11 Jimmy Rollins, S OBP: 0.339, SLG: 0.358			P6					F8		G3-1			5	1	2	0	0	0	2				
27 Placido Polanco, R OBP: 0.363, SLG: 0.398	F7		F8			L5-4				G4-3			5	0	1	0	0	0	4				
26 Chase Utley, L OBP: 0.310, SLG: 0.306	F7		G6-3					G3				G4-3	5	0	1	1	0	0	3				
6 Ryan Howard, L OBP: 0.333, SLG: 0.491			K			F8				G3-1		K	4	0	0	0	0	2	1				
8 Shane Victorino, S OBP: 0.333, SLG: 0.488	FC5-4		P2			G4-3		G1-3				G5-3	5	0	0	0	0	0	2				
29 Raul Ibanez, L OBP: 0.284, SLG: 0.419		G5-3			G5-3		G3					G4-3	4	0	0	0	1	0	0				
9 Dornic Brown, L OBP: 0.333, SLG: 0.474		G4-3			F8		L3					G4-3	4	0	0	0	0	1	1				
37 Antonio Bastardo, R ERA: 3.75													0	0	0	0	0	0	0				
40 Michael Stutes, R ERA: 1.27													0	0	0	0	0	0	0				
21 Wilson Valdez, R OBP: 0.275, SLG: 0.296													1	0	0	0	0	0	0				
55 Danys Baez, R ERA: 4.33													0	0	0	0	0	0	0				
51 Carlos Ruiz, R OBP: 0.343, SLG: 0.350	F7		F8			G6-3						F8	4	0	0	0	1	0	0				
35 Cole Hamels, L OBP: 0.296, SLG: 0.357			K										3	0	2	0	0	1	0				
52 Jose Contreras, R ERA: 1.4													0	0	0	0	0	0	0				
10 Ben Francisco, R OBP: 0.337, SLG: 0.385													0	0	0	0	0	0	0				
Inning Stats	R: 0 E: 0 K: 0 S: 9	H: 1 LOB: 2 BB: 0 P: 14	R: 0 E: 0 K: 1 S: 8	H: 0 LOB: 0 BB: 0 P: 13	R: 0 E: 0 K: 1 S: 7	H: 0 LOB: 0 BB: 0 P: 10	R: 0 E: 0 K: 1 S: 8	H: 0 LOB: 0 BB: 0 P: 12	R: 0 E: 0 K: 0 S: 9	H: 1 LOB: 3 BB: 0 P: 23	R: 0 E: 0 K: 0 S: 9	H: 0 LOB: 0 BB: 0 P: 14	R: 0 E: 0 K: 0 S: 8	H: 0 LOB: 1 BB: 1 P: 14	R: 0 E: 0 K: 0 S: 8	H: 0 LOB: 0 BB: 0 P: 12	R: 0 E: 0 K: 0 S: 8	H: 0 LOB: 0 BB: 0 P: 8	1B: 6 2B: 1 3B: 0 HR: 0	SF: 0 SAC: 1 DP: 1 HBP: 1	WP: 0 PB: 0 SB: 2 CS: 0	PA: 44	
PITCHER	IP WLS BF H R ER SO BB IBB HBP BLK WP HR S P ERA WHIP	27 Jeff Karstens, R ERA: 3.13	47 Evan Meek, R ERA: 3.75	Joel Hanrahan, R ERA: 1.4	25 Daniel McCutchen, R ERA: 1.4	57 Daniel Moskos, L ERA: 1.4																	

Philadelphia Phillies @ Pittsburgh Pirates
PNC Park, Pittsburgh, PA
Fri Jun 03 2011, 7:06 PM - 10:29 PM EDT
Att. 33,861 - Clear - 75 F

livebaseballscorecards.com

AB 40
R 1
H 6
RBI 1
BB 2
SO 4
LOB 13

Batter	1	2	3	4	5	6	7	8	9	10	11	12	AB	R	H	RBI	BB	SO	LOB	BOTTOM				
31 Jose Tabata, R OBP: 0.347, SLG: 0.346	F9		G5-3			SF8		F9		G5-3			5	0	1	2	0	0	2					
62 Josh Harrison, R OBP: 0.222, SLG: 0.222	F7		G5-3			E2				G3		F7	5	0	0	0	0	0	0					
22 Andrew McCutchen, R OBP: 0.359, SLG: 0.451	F7					G5-3						G5-3	5	0	2	0	0	0	1					
18 Neil Walker, S OBP: 0.336, SLG: 0.425		G2-3			G4-3								3	0	0	0	2	0	1					
23 Matt Diaz, R OBP: 0.270, SLG: 0.269																								
47 Evan Meek, R ERA: 3.75																								
40 Garrett Jones, L ERA: 1.27																								
25 Daniel McCutchen, R ERA: 1.4																								
26 Dusty Brown, R OBP: 0.193, SLG: 0.192																								
57 Daniel Moskos, R ERA: 1.4																								
19 Chris Snyder, R OBP: 0.383, SLG: 0.416			K									F8	3	0	0	0	2	1	4					
37 Lyle Overbay, L OBP: 0.300, SLG: 0.389			G6-3										3	0	0	0	1	1	2					
3 Pedro Ciriaco, R ERA: 1.27													0	0	0	0	0	0	0					
2 Brandon Wood, R OBP: 0.241, SLG: 0.247													1	0	0	0	0	0	0					
5 Ronny Cedeno, R OBP: 0.299, SLG: 0.323		B3											3	1	0	0	1	1	0					
27 Jeff Karstens, R OBP: 0.111, SLG: 0.111																								
38 Xavier Paul, L OBP: 0.338, SLG: 0.371													3	1	1	0	0	0	2					
Inning Stats	R: 0 E: 0 K: 0 S: 6	H: 0 LOB: 0 BB: 0 P: 8	R: 0 E: 0 K: 1 S: 7	H: 0 LOB: 0 BB: 0 P: 12	R: 0 E: 0 K: 1 S: 11	H: 1 LOB: 1 BB: 0 P: 17	R: 0 E: 0 K: 0 S: 4	H: 0 LOB: 1 BB: 1 P: 11	R: 0 E: 0 K: 2 S: 9	H: 0 LOB: 1 BB: 1 P: 15	R: 0 E: 0 K: 0 S: 9	H: 0 LOB: 0 BB: 0 P: 14	R: 0 E: 0 K: 0 S: 8	H: 1 LOB: 2 BB: 2 P: 24	R: 0 E: 0 K: 0 S: 5	H: 0 LOB: 2 BB: 1 P: 12	R: 0 E: 0 K: 1 S: 8	H: 1 LOB: 1 BB: 0 P: 22	R: 1 E: 0 K: 0 S: 8	H: 2 LOB: 1 BB: 0 P: 15	1B: 5 2B: 0 3B: 0 HR: 0	SF: 1 SAC: 2 DP: 1 HBP: 0	WP: 1 PB: 0 SB: 1 CS: 1	PA: 46
PITCHER	IP WLS BF H R ER SO BB IBB HBP BLK WP HR S P ERA WHIP	35 Cole Hamels, L ERA: 2.03	52 Jose Contreras, R ERA: 1.4	37 Antonio Bastardo, L ERA: 1.27	40 Michael Stutes, R ERA: 1.27	55 Danys Baez, R ERA: 4.33																		

Philadelphia Phillies @ Pittsburgh Pirates
PNC Park, Pittsburgh, PA
Fri Jun 03 2011, 7:06 PM - 10:29 PM EDT
Att. 33,861 - Clear - 75 F

livebaseballscorecards.com

AB 36
R 2
H 5
RBI 2
BB 7
SO 5
LOB 12

Batter	1	2	3	4	5	6	7	8	9	AB	R	H	RBI	BB	SO	LOB	TOP					
11 Jimmy Rollins, S OBP: 0.340, SLG: 0.364 21 Wilson Valdez, R OBP: 0.284, SLG: 0.299										2	1	1	0	0	0	2	Philadelphia Phillies @ Pittsburgh Pirates PNC Park, Pittsburgh, PA Sat Jun 04 2011, 7:08 PM - 10:07 PM EDT Att: 39,441 - Overcast - 83 F					
27 Placido Polanco, R OBP: 0.364, SLG: 0.398										5	0	2	1	0	1	1						
26 Chase Utley, L OBP: 0.298, SLG: 0.293										5	0	1	0	0	1	5						
6 Ryan Howard, L OBP: 0.328, SLG: 0.482										4	0	0	1	0	0	3						
8 Shane Victorino, S OBP: 0.331, SLG: 0.482										4	1	1	0	0	1	1						
29 Raul Ibanez, L OBP: 0.298, SLG: 0.425										4	1	2	0	0	2	0						
9 Domonic Brown, L OBP: 0.348, SLG: 0.463										3	0	1	1	1	0	2						
4 Dane Sardinha, R OBP: 0.444, SLG: 0.296 51 Carlos Ruiz, R OBP: 0.348, SLG: 0.350										2	0	0	0	0	1	2						
38 Kyle Kendrick, R OBP: 0.260, SLG: 0.200 59 Mike Zagurski, L OBP: 0.260, SLG: 0.200 7 Michael Martinez, S OBP: 0.260, SLG: 0.200 16 J.C. Romero, L OBP: 0.260, SLG: 0.200 55 Danys Baez, R OBP: 0.260, SLG: 0.200 10 Ben Francisco, R OBP: 0.260, SLG: 0.200										1	0	0	0	0	0	1						
Inning Stats	R: 1 H: 2 E: 0 K: 1 S: 12	H: 2 LOB: 1 BB: 0 P: 15	R: 0 H: 1 E: 0 K: 1 S: 10	H: 1 LOB: 2 BB: 0 P: 16	R: 0 H: 0 E: 0 K: 0 S: 8	H: 0 LOB: 0 BB: 0 P: 14	R: 1 H: 2 E: 0 K: 0 S: 11	H: 2 LOB: 1 BB: 0 P: 15	R: 0 H: 1 E: 0 K: 0 S: 5	H: 0 LOB: 1 BB: 1 P: 12	R: 0 H: 0 E: 0 K: 2 S: 14	H: 0 LOB: 0 BB: 0 P: 10	R: 0 H: 0 E: 0 K: 1 S: 9	H: 0 LOB: 0 BB: 0 P: 14	R: 1 H: 3 E: 0 K: 1 S: 18	H: 3 LOB: 3 BB: 1 P: 29		1B: 7 2B: 2 3B: 0 HR: 0	SF: 0 SAC: 1 DP: 1 HBP: 1	WP: 0 PB: 0 SB: 0 CS: 0	PA: 39	
PITCHER	IP WLS BF H R ER SO BB IBB HBP BLK WP HR S P ERA WHIP	7.0 W 29 6 2 2 5 2 0 1 0 0 0 68 103 2.57 1.143	1.0 H 3 0 0 0 1 0 0 0 0 0 0 9 14 0.00 0.000	1.0 7 3 1 1 1 1 0 0 0 0 0 18 29 9.00 4.000																		

AB	34
R	3
H	9
RBI	3
BB	3
SO	7
LOB	19



Batter	1	2	3	4	5	6	7	8	9	AB	R	H	RBI	BB	SO	LOB	BOTTOM					
31 Jose Tabata, R OBP: 0.346, SLG: 0.350										4	1	1	0	0	0	2	Philadelphia Phillies @ Pittsburgh Pirates PNC Park, Pittsburgh, PA Sat Jun 04 2011, 7:08 PM - 10:07 PM EDT Att: 39,441 - Overcast - 83 F					
38 Xavier Paul, L OBP: 0.338, SLG: 0.369										3	0	1	0	0	1	1						
22 Andrew McCutchen, R OBP: 0.365, SLG: 0.495										4	1	3	2	0	0	1						
18 Neil Walker, S OBP: 0.336, SLG: 0.419										3	0	0	0	1	0	2						
37 Lyle Overbay, L OBP: 0.309, SLG: 0.383										4	1	3	1	0	1	2						
19 Chris Snyder, R OBP: 0.387, SLG: 0.402										3	0	0	1	1	1	2						
2 Brandon Wood, R OBP: 0.241, SLG: 0.284										4	2	1	1	0	0	2						
5 Ronny Cedeno, R OBP: 0.298, SLG: 0.327										4	0	1	0	0	0	2						
50 Charlie Morton, R OBP: 0.040, SLG: 0.083 23 Matt Diaz, R OBP: 0.277, SLG: 0.309 43 Jose Veras, R OBP: 0.277, SLG: 0.309 46 Garrett Jones, L OBP: 0.335, SLG: 0.401 Joel Hanrahan, R OBP: 0.335, SLG: 0.401										2	0	0	0	0	0	1						
Inning Stats	R: 2 H: 3 E: 0 K: 0 S: 11	H: 3 LOB: 1 BB: 0 P: 19	R: 0 H: 1 E: 0 K: 0 S: 7	H: 1 LOB: 0 BB: 0 P: 8	R: 0 H: 1 E: 0 K: 0 S: 5	H: 1 LOB: 0 BB: 0 P: 10	R: 2 H: 2 E: 0 K: 0 S: 17	H: 2 LOB: 0 BB: 0 P: 23	R: 0 H: 1 E: 0 K: 1 S: 10	H: 1 LOB: 1 BB: 0 P: 16	R: 0 H: 1 E: 0 K: 1 S: 14	H: 1 LOB: 2 BB: 2 P: 20	R: 1 H: 1 E: 0 K: 2 S: 15	H: 1 LOB: 2 BB: 2 P: 31	R: 1 H: 0 E: 1 K: 0 S: 9	H: 0 LOB: 0 BB: 1 P: 14		1B: 3 2B: 5 3B: 1 HR: 1	SF: 0 SAC: 1 DP: 0 HBP: 0	WP: 1 PB: 0 SB: 1 CS: 1	PA: 36	
PITCHER	IP WLS BF H R ER SO BB IBB HBP BLK WP HR S P ERA WHIP	5.0 L 22 4 1 0 0 1 0 0 0 0 0 14 20 0.00 1.000	1.0 4 1 0 0 0 1 0 0 0 0 0 15 31 9.00 2.000	1.0 4 0 1 0 0 0 1 0 0 0 1 0 9 14 0.00 1.000																		

AB	32
R	6
H	10
RBI	5
BB	3
SO	3
LOB	15



Batter	1	2	3	4	5	6	7	8	9	AB	R	H	RBI	BB	SO	LOB	TOP					
14 Jamey Carroll, R OBP: 0.373, SLG: 0.369										4	0	3	0	0	0	1	Los Angeles Dodgers @ Philadelphia Phillies Citizens Bank Park, Philadelphia, PA Mon Jun 06 2011, 7:12 PM - 10:09 PM EDT Att: 45,777 - Partly Cloudy - 81 F livebaseballscorecards.com					
6 Aaron Miles, S OBP: 0.295, SLG: 0.324										4	0	2	0	0	2	1						
33 Marcus Thames, R OBP: 0.200, SLG: 0.368										4	0	0	0	0	1	5						
27 Matt Kemp, R OBP: 0.399, SLG: 0.580										4	0	0	0	0	2	1						
5 Juan Uribe, R OBP: 0.298, SLG: 0.338										4	0	2	0	0	2	0						
9 Dee Strange-Gordon, L (9, PH)										0	1	0	0	0	0	0						
23 Casey Blake, R OBP: 0.385, SLG: 0.433										3	0	0	0	0	2	1						
7 James Loney, L OBP: 0.294, SLG: 0.316										1	0	1	0	0	0	0						
47 Jerry Sands, R OBP: 0.302, SLG: 0.339										2	0	0	0	1	1	1						
16 Andre Ethier, L OBP: 0.406, SLG: 0.460										1	0	0	1	0	0	1						
28 Rod Barajas, R OBP: 0.247, SLG: 0.371										4	0	0	0	0	2	2						
29 Ted Lilly, L										2	0	0	0	0	0	0						
10 Tony Gwynn Jr., L OBP: 0.253, SLG: 0.299										1	0	1	0	0	0	0						
36 Blake Hawksworth, R OBP: 0.253, SLG: 0.299										0	0	0	0	0	0	0						
66 Mike MacDougal, S OBP: 0.250, SLG: 0.286										1	0	0	0	0	0	1						
Inning Stats	R: 0 E: 0 K: 1 S: 8	H: 2 LOB: 1 BB: 0 P: 13	R: 0 E: 0 K: 1 S: 11	H: 0 LOB: 1 BB: 1 P: 17	R: 0 E: 0 K: 1 S: 15	H: 1 LOB: 1 BB: 0 P: 21	R: 0 E: 0 K: 2 S: 11	H: 1 LOB: 1 BB: 0 P: 19	R: 0 E: 0 K: 3 S: 12	H: 2 LOB: 2 BB: 0 P: 16	R: 0 E: 0 K: 3 S: 10	H: 0 LOB: 0 BB: 0 P: 10	R: 0 E: 0 K: 0 S: 13	H: 1 LOB: 1 BB: 0 P: 21	R: 0 E: 0 K: 1 S: 9	H: 0 LOB: 0 BB: 0 P: 14	R: 1 E: 0 K: 2 S: 13	H: 2 LOB: 1 BB: 0 P: 19	1B: 9 2B: 0 3B: 0 HR: 0	SF: 0 SAC: 0 DP: 1 HBP: 0	WP: 0 PB: 0 SB: 0 CS: 0	PA: 36
PITCHER	IP: 7.0 WLS: W BF: 28 H: 7 R: 0 ER: 0 SO: 10 BB: 1 IBB: 0 HBP: 0 BLK: 0 WP: 0 HR: 0 S: 80 P: 117 ERA: 0.00 WHIP: 1.143	IP: 1.0 WLS: H BF: 3 H: 0 R: 0 ER: 0 SO: 1 BB: 0 IBB: 0 HBP: 0 BLK: 0 WP: 0 HR: 0 S: 9 P: 14 ERA: 0.00 WHIP: 0.000	IP: 1.0 WLS: S BF: 5 H: 2 R: 1 ER: 1 SO: 2 BB: 0 IBB: 0 HBP: 0 BLK: 0 WP: 0 HR: 0 S: 13 P: 19 ERA: 9.00 WHIP: 2.000																			

Batter	1	2	3	4	5	6	7	8	9	AB	R	H	RBI	BB	SO	LOB	BOTTOM			
8 Shane Victorino, S OBP: 0.340, SLG: 0.474										2	1	0	0	1	0	0	Los Angeles Dodgers @ Philadelphia Phillies Citizens Bank Park, Philadelphia, PA Mon Jun 06 2011, 7:12 PM - 10:09 PM EDT Att: 45,777 - Partly Cloudy - 81 F livebaseballscorecards.com			
27 Placido Polanco, R OBP: 0.365, SLG: 0.396										4	0	1	1	0	0	1				
26 Chase Utley, L OBP: 0.333, SLG: 0.306										3	1	0	0	1	2	3				
6 Ryan Howard, L OBP: 0.331, SLG: 0.478										4	0	1	1	0	1	2				
10 Ben Francisco, R OBP: 0.337, SLG: 0.379										3	0	0	0	1	1	2				
51 Carlos Ruiz, R OBP: 0.353, SLG: 0.354										4	0	2	1	0	0	0				
9 Domic Brown, L OBP: 0.345, SLG: 0.460										4	0	1	0	0	0	3				
21 Wilson Valdez, R OBP: 0.289, SLG: 0.306										3	1	1	0	0	1	1				
33 Cliff Lee, L OBP: 0.214, SLG: 0.222										1	0	0	0	0	0	1				
29 Raul Ibanez, L OBP: 0.253, SLG: 0.415										1	0	0	0	0	0	0				
37 Antonio Bastardo, R OBP: 0.253, SLG: 0.415										0	0	0	0	0	0	0				
46 Ryan Madson, L OBP: 0.250, SLG: 0.286										0	0	0	0	0	0	0				
Inning Stats	R: 0 E: 0 K: 1 S: 14	H: 0 LOB: 1 BB: 0 P: 17	R: 0 E: 0 K: 0 S: 7	H: 0 LOB: 0 BB: 0 P: 13	R: 2 E: 0 K: 1 S: 15	H: 3 LOB: 1 BB: 1 P: 26	R: 0 E: 0 K: 1 S: 10	H: 1 LOB: 1 BB: 0 P: 13	R: 0 E: 0 K: 0 S: 6	H: 0 LOB: 0 BB: 0 P: 9	R: 0 E: 0 K: 0 S: 7	H: 1 LOB: 1 BB: 0 P: 10	R: 0 E: 0 K: 0 S: 8	H: 0 LOB: 0 BB: 0 P: 12	R: 1 E: 0 K: 1 S: 11	H: 1 LOB: 2 BB: 2 P: 23	1B: 4 2B: 2 3B: 0 HR: 0	SF: 0 SAC: 1 DP: 0 HBP: 1	WP: 0 PB: 0 SB: 0 CS: 0	PA: 34
PITCHER	IP: 6.0 WLS: L BF: 25 H: 6 R: 0 ER: 0 SO: 4 BB: 2 IBB: 0 HBP: 0 BLK: 0 WP: 0 HR: 0 S: 88 P: 123 ERA: 3.00 WHIP: 1.000	IP: 1.0 WLS: H BF: 3 H: 0 R: 0 ER: 0 SO: 0 BB: 0 IBB: 0 HBP: 0 BLK: 0 WP: 0 HR: 0 S: 9 P: 14 ERA: 0.00 WHIP: 0.000	IP: 1.0 WLS: S BF: 6 H: 1 R: 1 ER: 1 SO: 1 BB: 2 IBB: 0 HBP: 1 BLK: 0 WP: 0 HR: 0 S: 11 P: 23 ERA: 9.00 WHIP: 3.000																	

Batter	1	2	3	4	5	6	7	8	9	AB	R	H	RBI	BB	SO	LOB	TOP			
9 Dee Strange-Gordon, L (1.6)										5	1	3	0	0	1	1	Los Angeles Dodgers @ Philadelphia Phillies Citizens Bank Park, Philadelphia, PA Tue Jun 07 2011, 7:07 PM - 9:52 PM EDT Att: 44,721 - Cloudy - 85 F			
23 Casey Blake, R (1.5)										2	1	1	1	1	0	1				
16 Andre Ethier, L (1.9)										3	1	1	1	1	1	1				
27 Matt Kemp, R (1.8)										4	2	2	2	0	0	2				
5 Juan Uribe, R (1.4)										4	0	1	0	0	1	2				
7 James Loney, L (1.3)										3	0	0	0	1	0	2				
30 Dioner Navarro, S (1.2)										4	0	1	1	0	0	1				
47 Jerry Sands, R (1.7)										4	0	0	0	0	0	3				
54 Javy Guerra, R (9.1)										0	0	0	0	0	0	0				
41 Rubby De La Rosa, R (6.1)										1	1	0	0	1	0	0				
36 Blake Hawksworth, R (7.9)										0	0	0	0	0	0	0				
33 Marcus Thames, R (7.9)										0	0	0	0	0	0	0				
55 Matt Guerrier, R (7.1)										0	0	0	0	0	0	0				
57 Scott Elbert, L (7.1)										0	0	0	0	0	0	0				
10 Tony Gwynn Jr., L (9.7)										1	0	1	0	0	0	0				
Inning Stats	R: 0 E: 0 K: 1 S: 11	H: 1 LOB: 0 BB: 0 P: 13	R: 1 E: 0 K: 0 S: 7	H: 2 LOB: 1 BB: 1 P: 16	R: 3 E: 2 K: 0 S: 16	H: 3 LOB: 1 BB: 1 P: 26	R: 0 E: 0 K: 0 S: 8	H: 0 LOB: 1 BB: 0 P: 11	R: 0 E: 0 K: 0 S: 11	H: 1 LOB: 1 BB: 0 P: 14	R: 0 E: 0 K: 1 S: 7	H: 0 LOB: 0 BB: 1 P: 15	R: 2 E: 0 K: 1 S: 8	H: 1 LOB: 0 BB: 1 P: 15	R: 0 E: 0 K: 0 S: 7	H: 1 LOB: 0 BB: 0 P: 11	1B: 7 2B: 3 3B: 0 HR: 1	SF: 0 SAC: 1 DP: 3 HBP: 0	WP: 0 PB: 0 SB: 1 CS: 1	PA: 38
PITCHER	IP WLS BF H R ER SO BB IBB HBP BLK WP HR S P ERA WHIP																ERA WHIP			
44 Roy Oswalt, R (1.1)	6.0 L 26 8 4 4 1 2 0 0 0 0 0 0 64 94 6.00 1.667																			
16 J.C. Romero, L (7.1)	1.0 3 0 0 0 1 1 0 0 0 0 0 0 7 15 0.00 1.000																			
40 Michael Stutes, R (8.1)	1.0 5 1 2 2 1 1 0 0 0 0 0 1 8 15 18.00 2.000																			
57 David Herndon, R (9.1)	1.0 3 1 0 0 0 0 0 0 0 0 0 0 7 11 0.00 1.000																			

Batter	1	2	3	4	5	6	7	8	9	AB	R	H	RBI	BB	SO	LOB	BOTTOM					
8 Shane Victorino, S (1.8)										4	1	0	0	1	0	4	Los Angeles Dodgers @ Philadelphia Phillies Citizens Bank Park, Philadelphia, PA Tue Jun 07 2011, 7:07 PM - 9:52 PM EDT Att: 44,721 - Cloudy - 85 F					
27 Placido Polanco, R (1.5)										3	0	0	1	1	0	2						
26 Chase Utley, L (1.4)										3	0	1	1	1	0	3						
6 Ryan Howard, L (1.3)										4	0	0	0	0	2	3						
29 Raul Ibanez, L (1.7)										4	0	1	0	0	0	2						
51 Carlos Ruiz, R (1.2)										3	0	1	0	1	0	0						
9 Dominic Brown, L (1.9)										3	1	0	0	1	2	2						
21 Wilson Valdez, R (1.6)										4	0	2	0	0	0	0						
44 Roy Oswalt, R (1.1)										2	0	0	0	0	1	3						
16 J.C. Romero, S (7.1)										0	0	0	0	0	0	0						
7 Ross Gload, L (7.9)										0	0	0	0	0	0	0						
40 Michael Stutes, R (8.1)										0	0	0	0	0	0	0						
57 David Herndon, R (9.1)										0	0	0	0	0	0	0						
11 Jimmy Rollins, S (9.9)										1	0	0	0	0	0	0						
Inning Stats	R: 0 E: 0 K: 0 S: 7	H: 0 LOB: 2 BB: 2 P: 18	R: 1 E: 0 K: 1 S: 11	H: 1 LOB: 3 BB: 3 P: 29	R: 0 E: 0 K: 2 S: 14	H: 3 LOB: 2 BB: 0 P: 22	R: 0 E: 0 K: 0 S: 6	H: 0 LOB: 0 BB: 0 P: 12	R: 0 E: 0 K: 1 S: 8	H: 0 LOB: 0 BB: 0 P: 15	R: 0 E: 0 K: 0 S: 8	H: 0 LOB: 1 BB: 1 P: 13	R: 1 E: 0 K: 0 S: 13	H: 1 LOB: 1 BB: 1 P: 24	R: 0 E: 0 K: 1 S: 9	H: 0 LOB: 0 BB: 0 P: 15	R: 0 E: 0 K: 0 S: 8	H: 0 LOB: 0 BB: 0 P: 15	1B: 4 2B: 0 3B: 1 HR: 0	SF: 0 SAC: 0 DP: 0 HBP: 0	WP: 0 PB: 0 SB: 1 CS: 0	PA: 37
PITCHER	IP WLS BF H R ER SO BB IBB HBP BLK WP HR S P ERA WHIP																ERA WHIP					
41 Rubby De La Rosa, R (1.1)	5.0 W 23 4 1 1 4 4 5 0 0 0 0 0 0 0 8 13 1.80 1.800																					
36 Blake Hawksworth, R (6.1)	1.0 H 3 0 0 0 0 0 0 0 0 0 0 0 8 13 0.00 0.000																					
55 Matt Guerrier, R (7.1)	0.2 H 3 0 1 1 0 1 1 0 0 0 0 0 8 15 13.50 1.500																					
57 Scott Elbert, L (7.1)	1.1 H 5 1 0 0 1 0 0 0 0 0 0 0 14 24 0.00 0.750																					
54 Javy Guerra, R (9.1)	1.0 3 0 0 0 0 0 0 0 0 0 0 0 8 15 0.00 0.000																					

Batter	1	2	3	4	5	6	7	8	9	AB	R	H	RBI	BB	SO	LOB	TOP							
9 Dee Strange-Gordon, L (1.6) OBP: 0.375, SLG: 0.375 7 James Loney, L (8.3) OBP: 0.292, SLG: 0.310	F7		F8			K		F7		3	0	0	0	0	1	0	Los Angeles Dodgers @ Philadelphia Phillies Citizens Bank Park, Philadelphia, PA Wed Jun 08 2011, 7:08 PM - 9:50 PM EDT Att: 44,751 - Clear - 95 F							
23 Casey Blake, R (1.3) OBP: 0.389, SLG: 0.427 52 Josh Lindblom, R (8.1)	K			K		P3		E6		4	0	1	0	0	2	0								
16 Andre Ethier, L (1.9) OBP: 0.409, SLG: 0.464	1B			G3				G3-1		4	0	2	0	0	0	2								
27 Matt Kemp, R (1.8) OBP: 0.402, SLG: 0.595	K			G6-3						4	0	2	0	0	1	1								
5 Juan Uribe, R (1.5) OBP: 0.290, SLG: 0.333		P3			K					4	0	0	0	0	1	3								
33 Marcus Thames, R (1.7) OBP: 0.182, SLG: 0.333 30 Dioner Navarro, S (8.3) OBP: 0.246, SLG: 0.279		G5-3			G6-3					3	0	0	0	0	1	2								
28 Rod Barajas, R (1.2) OBP: 0.249, SLG: 0.370				K						3	0	1	0	0	1	2								
14 Jamey Carroll, R (1.4) OBP: 0.368, SLG: 0.364				K						3	0	0	0	0	1	1								
18 Hiroki Kuroda, R (1.1) OBP: 0.161, SLG: 0.071 66 Mike MacDougal, S (6.1) 55 Matt Guerrier, R (7.1) 6 Aaron Miles, S (8.4) OBP: 0.297, SLG: 0.327				G1						2	0	0	0	0	1	0								
										0	0	0	0	0	0	0								
										1	0	1	0	0	0	0								
Inning Stats	R: 0 H: 1 E: 0 K: 2 S: 11	H: 1 LOB: 1 BB: 0 P: 16	R: 0 H: 0 E: 0 K: 1 S: 11	H: 0 LOB: 0 BB: 0 P: 13	R: 0 H: 0 E: 0 K: 1 S: 7	H: 0 LOB: 0 BB: 0 P: 10	R: 0 H: 0 E: 0 K: 1 S: 8	H: 0 LOB: 0 BB: 0 P: 14	R: 0 H: 1 E: 0 K: 1 S: 10	H: 1 LOB: 1 BB: 0 P: 15	R: 0 H: 0 E: 0 K: 2 S: 8	H: 0 LOB: 0 BB: 0 P: 10	R: 0 H: 2 E: 1 K: 1 S: 9	H: 2 LOB: 2 BB: 0 P: 15	R: 0 H: 2 E: 1 K: 0 S: 13	H: 2 LOB: 2 BB: 0 P: 20	R: 0 H: 1 E: 0 K: 0 S: 10	H: 1 LOB: 0 BB: 0 P: 16	1B: 6 2B: 1 3B: 0 HR: 0	SF: 0 SAC: 0 DP: 1 HBP: 0	WP: 0 PB: 0 SB: 0 CS: 0	PA: 33		
PITCHER	IP WLS BF ERA WHIP	IP WLS BF ERA WHIP	IP WLS BF ERA WHIP	IP WLS BF ERA WHIP	IP WLS BF ERA WHIP	IP WLS BF ERA WHIP	IP WLS BF ERA WHIP	IP WLS BF ERA WHIP	IP WLS BF ERA WHIP	IP WLS BF ERA WHIP	IP WLS BF ERA WHIP	IP WLS BF ERA WHIP	IP WLS BF ERA WHIP	IP WLS BF ERA WHIP	IP WLS BF ERA WHIP	IP WLS BF ERA WHIP	IP WLS BF ERA WHIP	IP WLS BF ERA WHIP	IP WLS BF ERA WHIP	IP WLS BF ERA WHIP	IP WLS BF ERA WHIP	IP WLS BF ERA WHIP	IP WLS BF ERA WHIP	
35 Cole Hamels, L (1.1) ERA: 2.88 46 Ryan Madson, R (9.1) ERA: 2.0	8.0 W 30 0.00 0.750	1.0 S 3 0.00 1.000																						

AB	33
R	0
H	7
RBI	0
BB	0
SO	9
LOB	12



Batter	1	2	3	4	5	6	7	8	9	AB	R	H	RBI	BB	SO	LOB	BOTTOM							
8 Shane Victorino, S (1.8) OBP: 0.340, SLG: 0.472	L9		K							3	1	1	0	1	1	0	Los Angeles Dodgers @ Philadelphia Phillies Citizens Bank Park, Philadelphia, PA Wed Jun 08 2011, 7:08 PM - 9:50 PM EDT Att: 44,751 - Clear - 95 F							
9 Domico Brown, L (1.9) OBP: 0.317, SLG: 0.404	L9			G6-3						4	0	0	1	0	0	3								
27 Placido Polanco, R (1.5) OBP: 0.362, SLG: 0.388	L9									4	0	1	0	0	1	1								
6 Ryan Howard, L (1.3) OBP: 0.325, SLG: 0.479		K								4	1	1	1	0	2	2								
29 Raul Ibanez, L (1.7) OBP: 0.292, SLG: 0.414										4	0	1	0	0	1	1								
51 Carlos Ruiz, R (1.2) OBP: 0.361, SLG: 0.348										2	0	0	0	2	0	0								
21 Wilson Valdez, R (1.6) OBP: 0.287, SLG: 0.303										4	0	0	0	0	2	3								
7 Michael Martinez, S (1.4) OBP: 0.214, SLG: 0.245										3	0	1	0	0	1	2								
35 Cole Hamels, L (1.1) OBP: 0.290, SLG: 0.333 46 Ryan Madson, L (9.1)										2	0	0	0	1	2	0								
										0	0	0	0	0	0	0								
Inning Stats	R: 0 H: 0 E: 0 K: 0 S: 9	H: 0 LOB: 0 BB: 0 P: 14	R: 0 H: 0 E: 0 K: 3 S: 10	H: 0 LOB: 0 BB: 0 P: 18	R: 0 H: 0 E: 0 K: 3 S: 10	H: 0 LOB: 0 BB: 0 P: 12	R: 0 H: 1 E: 0 K: 1 S: 8	H: 1 LOB: 1 BB: 0 P: 15	R: 0 H: 1 E: 0 K: 2 S: 15	H: 1 LOB: 2 BB: 2 P: 29	R: 1 H: 2 E: 0 K: 2 S: 10	H: 2 LOB: 2 BB: 1 P: 16	R: 1 H: 1 E: 0 K: 1 S: 13	H: 1 LOB: 0 BB: 0 P: 16	R: 0 H: 0 E: 0 K: 1 S: 7	H: 0 LOB: 0 BB: 0 P: 9	1B: 1 2B: 1 3B: 2 HR: 1	SF: 0 SAC: 0 DP: 0 HBP: 0	WP: 2 PB: 0 SB: 1 CS: 0	PA: 34				
PITCHER	IP WLS BF ERA WHIP	IP WLS BF ERA WHIP	IP WLS BF ERA WHIP	IP WLS BF ERA WHIP	IP WLS BF ERA WHIP	IP WLS BF ERA WHIP	IP WLS BF ERA WHIP	IP WLS BF ERA WHIP	IP WLS BF ERA WHIP	IP WLS BF ERA WHIP	IP WLS BF ERA WHIP	IP WLS BF ERA WHIP	IP WLS BF ERA WHIP	IP WLS BF ERA WHIP	IP WLS BF ERA WHIP	IP WLS BF ERA WHIP	IP WLS BF ERA WHIP	IP WLS BF ERA WHIP	IP WLS BF ERA WHIP	IP WLS BF ERA WHIP	IP WLS BF ERA WHIP	IP WLS BF ERA WHIP	IP WLS BF ERA WHIP	
18 Hiroki Kuroda, R (1.1) ERA: 3.35 66 Mike MacDougal, R (6.1) ERA: 2.14 55 Matt Guerrier, R (7.1) ERA: 3.45 52 Josh Lindblom, R (8.1)	5.1 L 23 1.69 1.125	0.2 3 0 0.00 1.500	1.0 5 1 9.00 1.000	1.0 3 0 0.00 0.000																				

AB	30
R	2
H	5
RBI	2
BB	4
SO	10
LOB	12



Batter	1	2	3	4	5	6	7	8	9	AB	R	H	RBI	BB	SO	LOB	TOP					
1 Kosuke Fukudome, L (1, 9) OBP: 0.420, SLG: 0.398										4	0	2	0	1	1	3						
15 Darwin Barney, R (1, 4) OBP: 0.320, SLG: 0.360										4	1	0	0	1	2	5						
13 Starlin Castro, R (1, 6) OBP: 0.328, SLG: 0.413										5	1	2	0	0	1	4						
22 Carlos Pena, L (1, 3) OBP: 0.355, SLG: 0.386										4	1	0	0	1	2	2						
16 Aramis Ramirez, R (1, 5) OBP: 0.342, SLG: 0.405										4	1	1	2	0	0	1						
9 Blake DeWitt, L (1, 7) OBP: 0.308, SLG: 0.438										3	1	1	0	1	1	1						
18 Geovany Soto, R (1, 2) OBP: 0.310, SLG: 0.386										4	0	1	1	0	2	1						
21 Tyler Colvin, L (1, 8) OBP: 0.188, SLG: 0.227										3	0	1	0	0	0	0						
39 Luis Montanez, R (8, PH) OBP: 0.350, SLG: 0.421										1	0	1	2	0	0	0						
38 Carlos Zambrano, S (1, 1) OBP: 0.344, SLG: 0.484										3	0	1	0	0	2	1						
40 James Russell, L (7, 1) OBP: 0.125, SLG: 0.125										0	0	0	0	0	0	0						
33 DJ LeMahieu, R (8, PH) OBP: 0.125, SLG: 0.125										0	0	0	0	0	0	0						
56 Brad Snyder, L (8, PH) OBP: 0.111, SLG: 0.111										1	0	0	0	0	1	2						
29 Jeff Samardzija, R (8, 1)										0	0	0	0	0	0	0						
Inning Stats	R: 0 E: 0 K: 2 S: 10	H: 1 LOB: 1 BB: 0 P: 14	R: 0 E: 0 K: 2 S: 9	H: 0 LOB: 0 BB: 0 P: 11	R: 0 E: 0 K: 2 S: 18	H: 2 LOB: 2 BB: 0 P: 28	R: 0 E: 0 K: 0 S: 8	H: 1 LOB: 1 BB: 0 P: 13	R: 0 E: 0 K: 1 S: 9	H: 1 LOB: 1 BB: 0 P: 12	R: 0 E: 0 K: 0 S: 11	H: 1 LOB: 1 BB: 0 P: 15	R: 0 E: 0 K: 2 S: 8	H: 0 LOB: 0 BB: 0 P: 13	R: 5 E: 0 K: 1 S: 29	H: 4 LOB: 2 BB: 3 P: 47	R: 0 E: 0 K: 2 S: 8	H: 0 LOB: 0 BB: 1 P: 13	1B: 8 2B: 2 3B: 1 HR: 0	SF: 0 SAC: 0 DP: 1 HBP: 0	WP: 0 PB: 1 SB: 0 CS: 0	PA: 40
PITCHER	IP WLS BF H R ER SO BB IBB HBP BLK WP HR S P ERA WHIP																					
34 Roy Halladay, R (1, 1) ERA: 2.39	7.0 W 27 6 0 0 9 0 0 0 0 0 0 0 73 106 0.00 0.857																					
52 Jose Contreras, R (8, 1) ERA: 4.26	0.1 5 2 4 4 0 2 0 0 0 0 0 0 19 28 108.00 12.000																					
16 J.C. Romero, L (8, 1) ERA: 4.11	0.0 3 2 1 1 0 1 0 0 0 0 0 0 6 14 ∞ ∞																					
40 Michael Stutes, R (8, 1) ERA: 2.55	1.1 H 4 0 0 0 2 1 0 0 0 0 0 0 9 15 0.00 0.750																					
37 Antonio Bastardo, L (9, 1) ERA: 1.15	0.1 S 1 0 0 0 1 0 0 0 0 0 0 0 3 3 0.00 0.000																					

Chicago Cubs @ Philadelphia Phillies
Citizens Bank Park, Philadelphia, PA
Fri Jun 10 2011, 7:08 PM - 10:15 PM EDT
Att: 45,602 - Overcast - 82 F

livebaseballscorecards.com

AB 36
R 5
H 10
RBI 5
BB 4
SO 12
LOB 20

Batter	1	2	3	4	5	6	7	8	9	AB	R	H	RBI	BB	SO	LOB	BOTTOM			
11 Jimmy Rollins, S (1, 6) OBP: 0.336, SLG: 0.365										3	1	0	0	2	2	1				
8 Shane Victorino, S (1, 8) OBP: 0.345, SLG: 0.468										4	1	2	0	0	0	0				
26 Chase Utley, L (1, 4) OBP: 0.347, SLG: 0.328										4	1	1	0	1	2	2				
6 Ryan Howard, L (1, 3) OBP: 0.329, SLG: 0.469										2	1	0	1	2	1	3				
27 Placido Polanco, R (1, 5) OBP: 0.360, SLG: 0.394										3	1	1	4	1	0	3				
29 Raul Ibanez, L (1, 7) OBP: 0.301, SLG: 0.421										3	1	2	0	1	0	2				
9 Dominic Brown, L (1, 9) OBP: 0.319, SLG: 0.422										4	1	1	2	0	1	2				
51 Carlos Ruiz, R (1, 2) OBP: 0.360, SLG: 0.348										4	0	1	0	0	1	2				
34 Roy Halladay, R (1, 1) ERA: 2.39	6.1 L 32 7 7 7 5 6 1 0 0 0 0 0 68 128 9.95 2.053																			
40 James Russell, L (7, 1) ERA: 5.4	0.2 4 1 0 0 2 0 0 0 0 0 0 0 12 20 0.00 1.500																			
29 Jeff Samardzija, R (8, 1) ERA: 4.41	1.0 3 0 0 0 2 0 0 0 0 0 0 0 9 14 0.00 0.000																			
Inning Stats	R: 1 E: 0 K: 0 S: 10	H: 1 LOB: 1 BB: 1 P: 15	R: 2 E: 0 K: 1 S: 10	H: 1 LOB: 0 BB: 1 P: 19	R: 0 E: 0 K: 1 S: 14	H: 0 LOB: 2 BB: 2 P: 26	R: 0 E: 0 K: 1 S: 8	H: 1 LOB: 1 BB: 0 P: 16	R: 0 E: 0 K: 1 S: 13	H: 2 LOB: 1 BB: 0 P: 20	R: 0 E: 0 K: 1 S: 8	H: 1 LOB: 0 BB: 0 P: 13	R: 4 E: 1 K: 2 S: 17	H: 2 LOB: 2 BB: 3 P: 39	R: 0 E: 0 K: 2 S: 9	H: 0 LOB: 0 BB: 0 P: 14	1B: 5 2B: 1 3B: 0 HR: 2	SF: 0 SAC: 2 DP: 1 HBP: 0	WP: 0 PB: 0 SB: 0 CS: 0	PA: 39
PITCHER	IP WLS BF H R ER SO BB IBB HBP BLK WP HR S P ERA WHIP																			
38 Carlos Zambrano, R (1, 1) ERA: 4.4	6.1 L 32 7 7 7 5 6 1 0 0 0 0 0 68 128 9.95 2.053																			
40 James Russell, L (7, 1) ERA: 5.4	0.2 4 1 0 0 2 0 0 0 0 0 0 0 12 20 0.00 1.500																			
29 Jeff Samardzija, R (8, 1) ERA: 4.41	1.0 3 0 0 0 2 0 0 0 0 0 0 0 9 14 0.00 0.000																			

Chicago Cubs @ Philadelphia Phillies
Citizens Bank Park, Philadelphia, PA
Fri Jun 10 2011, 7:08 PM - 10:15 PM EDT
Att: 45,602 - Overcast - 82 F

livebaseballscorecards.com

AB 30
R 7
H 8
RBI 7
BB 7
SO 9
LOB 18

Batter	1	2	3	4	5	6	7	8	9	AB	R	H	RBI	BB	SO	LOB	TOP
2 Hanley Ramirez, R OBP: 0.300, SLG: 0.303 31 Steve Cishek, R (8, 1)	F8		K			G6-3		K		4	0	0	0	0	2	1	Florida Marlins @ Philadelphia Phillies Citizens Bank Park, Philadelphia, PA Tue Jun 14 2011, 8:27 PM - 10:58 PM EDT Att: 45,424 - Cloudy - 64 F
1 Emilio Bonifacio, S OBP: 0.351, SLG: 0.398	20 1B 15 G3		G6-3			K		1B		4	1	2	0	0	1	0	
20 Logan Morrison, L OBP: 0.383, SLG: 0.514	15 G3				P4			F8		4	0	1	0	0	0	2	
15 Gaby Sanchez, R OBP: 0.386, SLG: 0.504	G3				G6-3			1B		4	0	1	1	0	0	1	
27 Giancarlo Stanton, R OBP: 0.341, SLG: 0.564	G5-3				K			FC5-4		4	0	1	0	0	1	3	
14 John Buck, R OBP: 0.305, SLG: 0.388	F9				K			1B		4	0	1	0	0	2	2	
13 Omar Infante, R OBP: 0.303, SLG: 0.313	G5-3				F8			1B		4	0	0	0	0	1	4	
18 Wes Helms, R OBP: 0.282, SLG: 0.278	G6-3				F8			1B		3	0	0	0	1	0	2	
41 Chris Volstad, R OBP: 0.200, SLG: 0.200 34 Edward Mujica, R (8, 1)	G4-3				G5-3			K		2	0	0	0	0	0	0	
56 Osvaldo Martinez, R OBP: 0.150, SLG: 0.150 (8, 6)										1	0	0	0	0	1	1	
Inning Stats	R: 1 H: 2 E: 0 K: 0 S: 10	WLS: 1 BF: 14	H: 0 R: 0 ER: 0 SO: 6	H: 0 R: 0 ER: 0 SO: 9	H: 0 R: 0 ER: 0 SO: 10	H: 0 R: 0 ER: 0 SO: 13	H: 0 R: 0 ER: 0 SO: 15	H: 0 R: 0 ER: 0 SO: 12	H: 1 R: 1 ER: 2 SO: 21	H: 2 R: 0 ER: 2 SO: 18	1B: 6 2B: 0 3B: 0 HR: 0	SF: 0 SAC: 0 DP: 0 HBP: 0	WP: 0 PB: 0 SB: 0 CS: 0	PA: 35			
PITCHER	IP: 7.0 WLS: W BF: 26 ERA: 2.49	WLS: 9 BF: 30 ERA: 4.79	H: 3 R: 1 ER: 1 SO: 6	H: 3 R: 0 ER: 0 SO: 2	H: 3 R: 0 ER: 0 SO: 2	H: 3 R: 0 ER: 0 SO: 2	H: 3 R: 0 ER: 0 SO: 2	H: 3 R: 0 ER: 0 SO: 2	H: 3 R: 0 ER: 0 SO: 2	H: 3 R: 0 ER: 0 SO: 2	IP: 2.0 WLS: W BF: 9 ERA: 4.79	WLS: 9 BF: 30 ERA: 4.79	H: 3 R: 0 ER: 0 SO: 2	H: 3 R: 0 ER: 0 SO: 2	H: 3 R: 0 ER: 0 SO: 2	H: 3 R: 0 ER: 0 SO: 2	IP: 2.0 WLS: W BF: 9 ERA: 4.79

Batter	1	2	3	4	5	6	7	8	9	AB	R	H	RBI	BB	SO	LOB	BOTTOM
11 Jimmy Rollins, S OBP: 0.332, SLG: 0.369	6 HR		G3		G4-3			G6-3		5	2	2	2	0	0	0	Florida Marlins @ Philadelphia Phillies Citizens Bank Park, Philadelphia, PA Tue Jun 14 2011, 8:27 PM - 10:58 PM EDT Att: 45,424 - Cloudy - 64 F
8 Shane Victorino, S OBP: 0.359, SLG: 0.480	K		26 HR		27 SF9			F8		5	2	3	0	0	1	1	
26 Chase Utley, L OBP: 0.368, SLG: 0.486 21 Wilson Valdez, R OBP: 0.279, SLG: 0.295 (7, 4)	F7		HR		27 SF9			2B		3	1	2	2	1	0	1	
6 Ryan Howard, L OBP: 0.341, SLG: 0.486	HR		HR		2B			BB		0	0	0	0	0	0	0	
27 Placido Polanco, R OBP: 0.352, SLG: 0.386	G6-3		F9		IBB			G1-3		2	1	1	2	2	0	2	
29 Raul Ibanez, L OBP: 0.295, SLG: 0.413	G4-3		G3-1		F8			F7		3	0	0	1	0	0	1	
9 Domonic Brown, L OBP: 0.321, SLG: 0.486	P4		G3-1		F8			F7		4	2	2	2	0	0	0	
51 Carlos Ruiz, R OBP: 0.358, SLG: 0.338	G6-3		G6-3		G6-3			L1		4	1	1	0	0	0	0	
35 Cole Hamels, L OBP: 0.265, SLG: 0.303 57 David Herndon, R (8, 1)	G3		L8		K			K		3	0	0	0	0	1	1	
31 Steve Cishek, R ERA: 3.24										1	0	0	0	0	1	0	
Inning Stats	R: 2 H: 2 E: 0 K: 1 S: 12	WLS: L BF: 29	H: 10 R: 8 ER: 8 SO: 8	H: 8 R: 1 ER: 1 SO: 14	H: 8 R: 1 ER: 1 SO: 14	H: 8 R: 1 ER: 1 SO: 14	H: 8 R: 1 ER: 1 SO: 14	H: 8 R: 1 ER: 1 SO: 14	H: 8 R: 1 ER: 1 SO: 14	H: 8 R: 1 ER: 1 SO: 14	1B: 4 2B: 2 3B: 0 HR: 5	SF: 1 SAC: 0 DP: 0 HBP: 0	WP: 0 PB: 0 SB: 0 CS: 0	PA: 38			
PITCHER	IP: 5.2 WLS: L BF: 29 ERA: 6.07	WLS: 1.1 BF: 6 ERA: 3.24	H: 10 R: 8 ER: 8 SO: 8	H: 8 R: 1 ER: 1 SO: 14	H: 8 R: 1 ER: 1 SO: 14	H: 8 R: 1 ER: 1 SO: 14	H: 8 R: 1 ER: 1 SO: 14	H: 8 R: 1 ER: 1 SO: 14	H: 8 R: 1 ER: 1 SO: 14	H: 8 R: 1 ER: 1 SO: 14	IP: 1.0 WLS: W BF: 3 ERA: 3.24	WLS: 1.1 BF: 6 ERA: 3.24	H: 10 R: 8 ER: 8 SO: 8	H: 8 R: 1 ER: 1 SO: 14	H: 8 R: 1 ER: 1 SO: 14	H: 8 R: 1 ER: 1 SO: 14	IP: 1.0 WLS: W BF: 3 ERA: 3.24

Batter	1	2	3	4	5	6	7	8	9	AB	R	H	RBI	BB	SO	LOB	TOP										
8 Chris Coghlan, L OBP: 0.299, SLG: 0.373	1-2 G3-6 BB		0-0 L3		2-2 G4-3			3-1 G4-3		3	0	0	0	1	0	0											
1 Emilio Bonifacio, S OBP: 0.344, SLG: 0.389	2-0 G3-6 1-2		2-1 F8			0-1 G4-3		0-0 F8		4	0	0	0	0	0	1											
20 Logan Morrison, L OBP: 0.380, SLG: 0.525	0-0 HR		1-1 G4-3			2-3 K		0-1 G1		4	1	1	1	0	1	0											
15 Gaby Sanchez, R OBP: 0.386, SLG: 0.502	0-0 1B				1-0 G5-3																						
34 Edward Mujica, R OBP: 1.000, SLG: 1.500																											
14 John Buck, R OBP: 0.308, SLG: 0.386																											
27 Giancarlo Stanton, R OBP: 0.336, SLG: 0.554																											
29 Greg Dobbs, L OBP: 0.354, SLG: 0.413																											
13 Omar Infante, R OBP: 0.302, SLG: 0.312																											
9 Brett Hayes, R OBP: 0.375, SLG: 0.545																											
Elih Villanueva, R OBP: 0.250, SLG: 0.250																											
44 Brian Sanchez, R OBP: 0.278, SLG: 0.274																											
18 Wes Helms, R OBP: 0.278, SLG: 0.274																											
Inning Stats	R: 1 E: 0 K: 1 S: 9	H: 2 LOB: 1 BB: 1 P: 17	R: 0 E: 0 K: 1 S: 10	H: 1 LOB: 0 BB: 0 P: 14	R: 0 E: 0 K: 0 S: 5	H: 0 LOB: 0 BB: 0 P: 8	R: 0 E: 1 K: 0 S: 7	H: 0 LOB: 1 BB: 0 P: 12	R: 0 E: 0 K: 1 S: 9	H: 0 LOB: 0 BB: 0 P: 12	R: 0 E: 0 K: 1 S: 6	H: 0 LOB: 0 BB: 0 P: 8	R: 0 E: 0 K: 1 S: 12	H: 2 LOB: 2 BB: 0 P: 17	R: 0 E: 0 K: 0 S: 5	H: 0 LOB: 1 BB: 0 P: 8	R: 0 E: 0 K: 1 S: 8	H: 1 LOB: 1 BB: 0 P: 12	1B: 5 2B: 0 3B: 0 HR: 1	SF: 0 SAC: 0 DP: 1 HBP: 0	WP: 0 PB: 0 SB: 0 CS: 0	PA: 34					
PITCHER	IP	WLS	BF	H	R	ER	SO	BB	IBB	HBP	BLK	WP	HR	S	P	ERA	WHIP										
38 Kyle Kendrick, R ERA: 3.12	7.0	W	27	5	1	1	5	1	0	0	0	0	1	58	88	1.29	0.857										
16 J.C. Romero, L ERA: 3.95	1.0		3	0	0	0	0	0	0	0	0	0	0	5	8	0.00	0.000										
55 Danys Baez, R ERA: 3.98	1.0		4	1	0	0	1	0	0	0	0	0	0	8	12	0.00	1.000										

Florida Marlins @ Philadelphia Phillies
Citizens Bank Park, Philadelphia, PA
Wed Jun 15 2011, 1:09 PM - 3:47 PM EDT
Att: 44,758 - Partly Cloudy - 77 F

AB	33
R	1
H	6
RBI	1
BB	1
SO	6
LOB	9



Batter	1	2	3	4	5	6	7	8	9	AB	R	H	RBI	BB	SO	LOB	BOTTOM										
11 Jimmy Rollins, S OBP: 0.333, SLG: 0.381	2-2 P6	1-1 1B	1-1 HR		1-0 F9			0-0 G3		5	1	2	4	0	0	2											
8 Shane Victorino, S OBP: 0.356, SLG: 0.478	3-2 2B	3-3 K2-3	0-2 G4-3			0-1 P6		2-1 F8		5	1	1	0	0	1	3											
26 Chase Utley, L OBP: 0.362, SLG: 0.467	1-2 F7		1-0 K		0-3 K			2-3 K		3	1	0	0	0	1	1											
16 J.C. Romero, S OBP: 0.286, SLG: 0.268			9 G3 21 BB 3B HBP																								
7 Ross Gload, L OBP: 0.286, SLG: 0.268																											
55 Danys Baez, R																											
6 Ryan Howard, L OBP: 0.344, SLG: 0.488	0-0 2B		4-2 9 G3 21 BB 3B							3	1	1	1	1	0	0											
9 Domonic Brown, L OBP: 0.318, SLG: 0.467	1-2 G3		2-1 G3		4-1 BB					3	0	0	0	1	0	3											
10 Ben Francisco, R OBP: 0.342, SLG: 0.367		4-2 11 BB 3B	4-0 21 BB 3B IBB		2-1 F8					2	2	0	0	2	0	1											
21 Wilson Valdez, R OBP: 0.291, SLG: 0.320	3-2 F9		1-1 11 HR 3B		0-0 1B					4	1	3	3	0	0	1											
4 Dane Sardinha, R OBP: 0.419, SLG: 0.250	0-2 F7		4-1 11 HR BB		2-3 K					3	1	0	0	1	2	3											
38 Kyle Kendrick, R OBP: 0.222, SLG: 0.125	4-2 11 BB		1-3 K		3-2 F8					2	0	0	0	1	1	3											
7 Michael Martinez, S OBP: 0.224, SLG: 0.255	1-2 BB									1	0	1	0	0	0	0											
Inning Stats	R: 1 E: 0 K: 0 S: 16	H: 2 LOB: 1 BB: 0 P: 23	R: 1 E: 0 K: 1 S: 19	H: 1 LOB: 2 BB: 2 P: 34	R: 6 E: 0 K: 1 S: 17	H: 2 LOB: 0 BB: 3 P: 35	R: 0 E: 0 K: 1 S: 7	H: 0 LOB: 1 BB: 1 P: 13	R: 0 E: 0 K: 1 S: 10	H: 1 LOB: 1 BB: 0 P: 16	R: 0 E: 0 K: 0 S: 6	H: 0 LOB: 0 BB: 0 P: 9	R: 0 E: 0 K: 1 S: 9	H: 1 LOB: 1 BB: 0 P: 12	R: 0 E: 0 K: 1 S: 8	H: 1 LOB: 1 BB: 0 P: 12	1B: 4 2B: 2 3B: 1 HR: 1	SF: 0 SAC: 0 DP: 0 HBP: 1	WP: 0 PB: 0 SB: 0 CS: 0	PA: 39							
PITCHER	IP	WLS	BF	H	R	ER	SO	BB	IBB	HBP	BLK	WP	HR	S	P	ERA	WHIP										
Elih Villanueva, R ERA: 24.0	3.0	L	11	1	0	0	2	1	0	0	0	0	0	23	38	0.00	0.667										
44 Brian Sanchez, R ERA: 3.18	0.2		3	1	0	0	0	0	0	0	0	0	0	6	8	0.00	1.500										
31 Burke Badenhop, R ERA: 3.26	1.1		5	1	0	0	2	0	0	0	0	0	0	11	16	0.00	0.750										

Florida Marlins @ Philadelphia Phillies
Citizens Bank Park, Philadelphia, PA
Wed Jun 15 2011, 1:09 PM - 3:47 PM EDT
Att: 44,758 - Partly Cloudy - 77 F

AB	32
R	8
H	8
RBI	8
BB	6
SO	6
LOB	18



Batter	1	2	3	4	5	6	7	8	9	AB	R	H	RBI	BB	SO	LOB	TOP					
1 Emilio Bonifacio, S (1,6) OBP: 0.341, SLG: 0.381	G5-3			P4		BB			G5-3	3	0	0	0	1	0	0	Florida Marlins @ Philadelphia Phillies Citizens Bank Park, Philadelphia, PA Thu Jun 16 2011, 1:08 PM - 3:28 PM EDT Att: 45,628 - Cloudy - 80 F					
13 Omar Infante, R (1,4) OBP: 0.297, SLG: 0.306	G6-3			G6-3		F7			P3	4	0	0	0	0	0	1						
20 Logan Morrison, L (1,7) OBP: 0.371, SLG: 0.508	G4-3			G6-3					G6-4-3	3	0	1	0	0	0	0						
15 Gaby Sanchez, R (1,3) OBP: 0.385, SLG: 0.506										2	0	0	0	1	0	1						
11 Jose Lopez, R (1,5) OBP: 0.235, SLG: 0.290										3	0	0	0	0	1	2						
27 Giancarlo Stanton, R (1,9) OBP: 0.333, SLG: 0.541										3	0	1	0	0	2	1						
14 John Buck, R (1,2) OBP: 0.303, SLG: 0.378										3	0	0	0	0	0	1						
8 Chris Coghlan, L (1,8) OBP: 0.296, SLG: 0.368										3	0	0	0	0	1	0						
23 Javier Vazquez, R (1,1) OBP: 0.217, SLG: 0.182										1	0	0	0	0	0	0						
18 Wes Helms, R (6,PH) OBP: 0.275, SLG: 0.270										1	0	0	0	0	0	0						
40 Mike Dunn, L (6,1)										0	0	0	0	0	0	0						
58 Ryan Webb, R (7,1)										0	0	0	0	0	0	0						
2 Hanley Ramirez, R (9,PH) OBP: 0.301, SLG: 0.305										1	0	0	0	0	0	0						
Inning Stats	R: 0 E: 0 K: 0 S: 6	H: 0 LOB: 0 BB: 0 P: 9	R: 0 E: 0 K: 1 S: 9	H: 0 LOB: 0 BB: 1 P: 15	R: 0 E: 0 K: 0 S: 7	H: 0 LOB: 0 BB: 0 P: 9	R: 0 E: 0 K: 0 S: 8	H: 0 LOB: 0 BB: 0 P: 12	R: 0 E: 0 K: 1 S: 11	H: 1 LOB: 1 BB: 0 P: 16	R: 0 E: 0 K: 0 S: 9	H: 0 LOB: 0 BB: 1 P: 17	R: 0 E: 0 K: 0 S: 4	H: 1 LOB: 0 BB: 0 P: 9	R: 0 E: 0 K: 2 S: 11	H: 0 LOB: 0 BB: 0 P: 16	R: 0 E: 0 K: 0 S: 9	H: 0 LOB: 0 BB: 0 P: 14	1B: 2 2B: 0 3B: 0 HR: 0	SF: 0 SAC: 0 DP: 1 HBP: 0	WP: 0 PB: 0 SB: 0 CS: 1	PA: 30
PITCHER	IP WLS BF H R ER SO BB IBB HBP BLK WP HR S P ERA WHIP	9.0 W 29 2 0 0 4 2 0 0 0 0 0 74 117 0.00 0.444																				

Batter	1	2	3	4	5	6	7	8	9	AB	R	H	RBI	BB	SO	LOB	BOTTOM			
11 Jimmy Rollins, S (1,6) OBP: 0.330, SLG: 0.377	L3	P6		P4						4	0	1	1	0	0	2	Florida Marlins @ Philadelphia Phillies Citizens Bank Park, Philadelphia, PA Thu Jun 16 2011, 1:08 PM - 3:28 PM EDT Att: 45,628 - Cloudy - 80 F			
8 Shane Victorino, S (1,8) OBP: 0.359, SLG: 0.476	27 1B									4	0	2	0	0	2	1				
27 Placido Polanco, R (1,5) OBP: 0.351, SLG: 0.386										4	0	1	0	0	0	1				
6 Ryan Howard, L (1,3) OBP: 0.347, SLG: 0.494										3	1	1	1	1	1	2				
29 Raul Ibanez, L (1,7) OBP: 0.293, SLG: 0.407										3	0	1	0	1	0	1				
51 Carlos Ruiz, R (1,2) OBP: 0.362, SLG: 0.335										4	0	0	0	0	0	4				
9 Dominic Brown, L (1,9) OBP: 0.309, SLG: 0.434										4	1	1	0	0	1	0				
7 Michael Martinez, S (1,4) OBP: 0.226, SLG: 0.254										4	1	1	0	0	0	1				
33 Cliff Lee, L (1,1) OBP: 0.265, SLG: 0.303										3	0	2	1	0	0	1				
Inning Stats	R: 0 E: 0 K: 1 S: 17	H: 2 LOB: 3 BB: 1 P: 27	R: 0 E: 0 K: 0 S: 9	H: 1 LOB: 0 BB: 0 P: 17	R: 0 E: 0 K: 0 S: 9	H: 1 LOB: 1 BB: 1 P: 15	R: 1 E: 0 K: 1 S: 19	H: 2 LOB: 1 BB: 0 P: 26	R: 1 E: 0 K: 1 S: 12	H: 2 LOB: 1 BB: 0 P: 16	R: 1 E: 0 K: 0 S: 12	H: 2 LOB: 1 BB: 0 P: 16	R: 0 E: 0 K: 0 S: 5	H: 0 LOB: 0 BB: 0 P: 6	R: 0 E: 0 K: 0 S: 5	H: 0 LOB: 0 BB: 0 P: 8		1B: 6 2B: 3 3B: 0 HR: 1	SF: 0 SAC: 0 DP: 1 HBP: 0	WP: 0 PB: 0 SB: 0 CS: 0
PITCHER	IP WLS BF H R ER SO BB IBB HBP BLK WP HR S P ERA WHIP	5.0 L 24 2 1 1 1 0 0 0 0 0 0 12 16 9.00 2.000																		

Batter	1	2	3	4	5	6	7	8	9	AB	R	H	RBI	BB	SO	LOB	TOP		
11 Jimmy Rollins, S OBP: 0.337, SLG: 0.378										4	2	3	0	1	0	0	Philadelphia Phillies @ Seattle Mariners Safeco Field, Seattle, WA Sat Jun 18 2011, 7:10 PM - 10:20 PM PDT Att: 35,838 - Roof Closed - 59 F		
8 Shane Victorino, S OBP: 0.370, SLG: 0.523										4	1	3	4	1	0	1			
26 Chase Utley, L OBP: 0.295, SLG: 0.471										4	0	0	0	0	0	5			
6 Ryan Howard, L OBP: 0.346, SLG: 0.492										4	0	2	1	0	1	1			
27 Placido Polanco, R OBP: 0.342, SLG: 0.375										4	0	0	0	0	1	3			
29 Raul Ibanez, L OBP: 0.328, SLG: 0.406										4	0	2	0	0	1	1			
7 Ross Gload, L OBP: 0.298, SLG: 0.283										4	1	1	0	0	1	3			
9 Domico Brown, L OBP: 0.294, SLG: 0.418										4	1	1	0	0	1	0			
51 Carlos Ruiz, R OBP: 0.354, SLG: 0.327										4	0	0	0	0	1	2			
Inning Stats	R: 1 E: 0 K: 0 S: 9	H: 1 LOB: 1 BB: 1 P: 15	R: 0 E: 0 K: 0 S: 8	H: 1 LOB: 1 BB: 0 P: 12	R: 0 E: 0 K: 2 S: 10	H: 1 LOB: 1 BB: 0 P: 15	R: 0 E: 0 K: 2 S: 13	H: 0 LOB: 0 BB: 0 P: 16	R: 2 E: 0 K: 1 S: 17	H: 3 LOB: 2 BB: 1 P: 30	R: 0 E: 0 K: 0 S: 12	H: 2 LOB: 1 BB: 0 P: 18	R: 2 E: 0 K: 1 S: 14	H: 2 LOB: 1 BB: 0 P: 24	1B: 7 2B: 3 3B: 1 HR: 1	SF: 1 SAC: 0 DP: 2 HBP: 1		WP: 1 PB: 0 SB: 1 CS: 0	PA: 40
PITCHER	IP WLS BF H R ER SO BB IBB HBP BLK WP HR S P ERA WHIP	7.0 L 30 8 3 3 5 2 0 0 0 0 0 0 12 18 3.86 1.429	1.0 4 2 0 0 0 0 0 0 0 0 0 0 1 14 0.00 2.000	1.0 6 2 2 2 1 0 0 0 1 0 0 1 24 18.00 2.000															

Batter	1	2	3	4	5	6	7	8	9	AB	R	H	RBI	BB	SO	LOB	BOTTOM		
51 Ichiro Suzuki, L OBP: 0.324, SLG: 0.332										5	0	1	0	0	1	4	Philadelphia Phillies @ Seattle Mariners Safeco Field, Seattle, WA Sat Jun 18 2011, 7:10 PM - 10:20 PM PDT Att: 35,838 - Roof Closed - 59 F		
26 Brendan Ryan, R OBP: 0.318, SLG: 0.313										2	0	0	0	1	1	2			
4 Adam Kennedy, L OBP: 0.309, SLG: 0.421										4	0	1	0	0	1	3			
17 Justin Smoak, S OBP: 0.356, SLG: 0.482										3	0	1	0	1	0	1			
30 Miguel Olivo, R OBP: 0.276, SLG: 0.413										4	0	0	0	0	2	3			
8 Carlos Peguero, L OBP: 0.265, SLG: 0.426										3	0	0	0	0	1	1			
21 Franklin Gutierrez, R OBP: 0.217, SLG: 0.250										1	0	0	0	0	1	0			
13 Dustin Ackley, L OBP: 0.250, SLG: 0.625										4	1	1	1	0	0	0			
20 Mike Carp, L OBP: 0.385, SLG: 0.286										3	0	0	0	1	0	0			
56 Greg Halman, R OBP: 0.462, SLG: 0.640										3	0	2	0	1	0	0			
Inning Stats	R: 0 E: 0 K: 0 S: 17	H: 2 LOB: 2 BB: 0 P: 24	R: 1 E: 0 K: 2 S: 16	H: 2 LOB: 2 BB: 1 P: 29	R: 0 E: 0 K: 1 S: 10	H: 0 LOB: 1 BB: 1 P: 15	R: 0 E: 0 K: 0 S: 6	H: 0 LOB: 0 BB: 0 P: 8	R: 0 E: 0 K: 1 S: 9	H: 0 LOB: 2 BB: 2 P: 14	R: 0 E: 0 K: 1 S: 12	H: 0 LOB: 0 BB: 0 P: 18	R: 0 E: 0 K: 1 S: 11	H: 1 LOB: 0 BB: 0 P: 20	1B: 4 2B: 1 3B: 0 HR: 1	SF: 0 SAC: 1 DP: 0 HBP: 0	WP: 1 PB: 0 SB: 1 CS: 0	PA: 37	
PITCHER	IP WLS BF H R ER SO BB IBB HBP BLK WP HR S P ERA WHIP	5.0 3 7 0 0 0 1 2 0 0 0 0 0 19 34 0.00 1.200	1.2 W 7 0 0 0 1 2 0 0 0 0 0 0 15 21 0.00 0.000	1.0 4 1 0 0 1 0 0 0 0 0 0 11 20 0.00 1.000															

Batter	1	2	3	4	5	6	7	8	9	AB	R	H	RBI	BB	SO	LOB	TOP					
11 Jimmy Rollins, S OBP: 0.332, SLG: 0.373										4	0	0	0	0	0	0						
8 Shane Victorino, S OBP: 0.364, SLG: 0.513										4	0	0	0	0	1	0						
26 Chase Utley, L OBP: 0.364, SLG: 0.451										4	0	0	0	0	1	0						
6 Ryan Howard, L OBP: 0.348, SLG: 0.493										4	0	2	0	0	1	0						
10 Ben Francisco, R OBP: 0.341, SLG: 0.362										4	0	1	0	0	0	3						
51 Carlos Ruiz, R OBP: 0.354, SLG: 0.323										2	0	0	0	1	0	0						
29 Raul Ibanez, L OBP: 0.292, SLG: 0.402										3	0	0	0	0	1	2						
21 Wilson Valdez, R OBP: 0.292, SLG: 0.316										2	0	0	0	1	0	0						
7 Michael Martinez, S OBP: 0.215, SLG: 0.242										3	0	0	0	0	2	1						
Inning Stats	R: 0 E: 0 K: 2 S: 14	H: 1 LOB: 2 BB: 0 P: 21	R: 0 E: 0 K: 1 S: 7	H: 0 LOB: 1 BB: 1 P: 15	R: 0 E: 0 K: 0 S: 6	H: 0 LOB: 0 BB: 0 P: 9	R: 0 E: 0 K: 1 S: 14	H: 1 LOB: 1 BB: 0 P: 20	R: 0 E: 0 K: 0 S: 8	H: 0 LOB: 0 BB: 0 P: 9	R: 0 E: 0 K: 0 S: 5	H: 0 LOB: 0 BB: 0 P: 6	R: 0 E: 0 K: 1 S: 10	H: 0 LOB: 0 BB: 0 P: 14	R: 0 E: 0 K: 1 S: 9	H: 0 LOB: 0 BB: 0 P: 11	R: 0 E: 0 K: 0 S: 11	H: 1 LOB: 1 BB: 0 P: 14	1B: 3 2B: 1 3B: 0 HR: 0	SF: 0 SAC: 0 DP: 1 HBP: 0	WP: 1 PB: 1 SB: 0 CS: 0	PA: 32
PITCHER 38 Jason Vargas, L ERA: 3.75	IP: 9.0 WLS: W BF: 32	H: 3 R: 0 ER: 0 SO: 6	BB: 2 IBB: 0 HBP: 0 BLK: 0	WP: 1 HR: 0 S: 84 P: 119	ERA: 0.00 WHIP: 0.556	PITCHER	IP: 9.0 WLS: W BF: 32	H: 3 R: 0 ER: 0 SO: 6	BB: 2 IBB: 0 HBP: 0 BLK: 0	WP: 1 HR: 0 S: 84 P: 119	ERA: 0.00 WHIP: 0.556											

Philadelphia Phillies @ Seattle Mariners
Safeco Field, Seattle, WA
Sun Jun 19 2011, 1:11 PM - 3:31 PM PDT
Att: 45,470 - Cloudy - 61 F

AB	30
R	0
H	3
RBI	0
BB	2
SO	6
LOB	6



Batter	1	2	3	4	5	6	7	8	9	AB	R	H	RBI	BB	SO	LOB	BOTTOM			
51 Ichiro Suzuki, L OBP: 0.326, SLG: 0.334										4	1	2	0	0	1	0				
26 Brendan Ryan, R OBP: 0.314, SLG: 0.308										3	0	0	0	0	0	1				
17 Justin Smoak, S OBP: 0.362, SLG: 0.485										3	0	2	1	1	1	0				
30 Miguel Olivo, R OBP: 0.276, SLG: 0.410										4	0	1	0	0	1	3				
56 Greg Halman, R OBP: 0.414, SLG: 0.571										3	0	0	0	0	1	2				
13 Dustin Ackley, L OBP: 0.273, SLG: 0.727										3	1	1	0	0	1	0				
21 Franklin Gutierrez, R OBP: 0.221, SLG: 0.253										3	0	1	0	0	0	1				
20 Mike Carp, L OBP: 0.357, SLG: 0.261										2	0	0	0	0	1	1				
4 Adam Kennedy, L OBP: 0.313, SLG: 0.425										1	0	1	1	0	0	0				
9 Chone Figgins, S OBP: 0.241, SLG: 0.258										3	0	0	0	0	0	1				
Inning Stats	R: 0 E: 0 K: 0 S: 7	H: 1 LOB: 1 BB: 0 P: 11	R: 0 E: 0 K: 3 S: 14	H: 1 LOB: 0 BB: 0 P: 22	R: 0 E: 0 K: 1 S: 11	H: 0 LOB: 0 BB: 0 P: 16	R: 0 E: 0 K: 2 S: 11	H: 0 LOB: 0 BB: 0 P: 15	R: 0 E: 0 K: 0 S: 8	H: 0 LOB: 0 BB: 0 P: 13	R: 1 E: 0 K: 0 S: 20	H: 3 LOB: 2 BB: 0 P: 29	R: 1 E: 0 K: 0 S: 12	H: 2 LOB: 0 BB: 0 P: 17	R: 0 E: 0 K: 0 S: 9	H: 1 LOB: 1 BB: 1 P: 16	1B: 7 2B: 0 3B: 1 HR: 0	SF: 0 SAC: 1 DP: 2 HBP: 0	WP: 0 PB: 0 SB: 0 CS: 0	PA: 31
PITCHER 35 Cole Hamels, L ERA: 2.51	IP: 6.1 WLS: L BF: 26	H: 7 R: 2 ER: 2 SO: 6	BB: 0 IBB: 0 HBP: 0 BLK: 0	WP: 0 HR: 0 S: 79 P: 118	ERA: 2.84 WHIP: 1.105	PITCHER	IP: 7.1 WLS: L BF: 26	H: 7 R: 2 ER: 2 SO: 6	BB: 0 IBB: 0 HBP: 0 BLK: 0	WP: 0 HR: 0 S: 79 P: 118	ERA: 2.84 WHIP: 1.105									
52 Jose Contreras, R ERA: 3.95	IP: 0.2 WLS: L BF: 1	H: 0 R: 0 ER: 0 SO: 0	BB: 0 IBB: 0 HBP: 0 BLK: 0	WP: 0 HR: 0 S: 4 P: 5	ERA: 0.00 WHIP: 0.000	57 David Herndon, R ERA: 4.37	IP: 1.0 WLS: L BF: 4	H: 1 R: 0 ER: 0 SO: 0	BB: 1 IBB: 0 HBP: 0 BLK: 0	WP: 0 HR: 0 S: 9 P: 16	ERA: 0.00 WHIP: 1.000									

Philadelphia Phillies @ Seattle Mariners
Safeco Field, Seattle, WA
Sun Jun 19 2011, 1:11 PM - 3:31 PM PDT
Att: 45,470 - Cloudy - 61 F

AB	29
R	2
H	8
RBI	2
BB	1
SO	6
LOB	9



Batter	1	2	3	4	5	6	7	8	9	AB	R	H	RBI	BB	SO	LOB	TOP					
11 Jimmy Rollins, S OBP: 0.335, SLG: 0.371	L4				G3			L7		4	1	1	2	2	0	1	Philadelphia Phillies @ St. Louis Cardinals Busch Stadium, St. Louis, MO Tue Jun 21 2011, 7:15 PM - 10:27 PM CDT Att: 40,095 - Partly Cloudy - 81 F					
8 Shane Victorino, S OBP: 0.384, SLG: 0.507	P6		P5			G4-3			F9	5	2	1	0	1	0	5						
26 Chase Utley, L OBP: 0.379, SLG: 0.453 37 Antonio Bastardo, R OBP: 0.290, SLG: 0.314 57 David Herndon, R	K			F9			G4-6-3			4	1	2	2	1	1	0						
6 Ryan Howard, L OBP: 0.355, SLG: 0.493										2	1	1	1	2	0	1						
27 Placido Polanco, R OBP: 0.341, SLG: 0.371 21 Wilson Valdez, R OBP: 0.290, SLG: 0.314	F9				F9					3	0	0	1	0	0	2						
29 Raul Ibanez, L OBP: 0.290, SLG: 0.395	G4-6-3									4	1	0	0	1	1	5						
9 Dornic Brown, L OBP: 0.313, SLG: 0.364 10 Ben Francisco, R OBP: 0.343, SLG: 0.364			G4-3			F9				3	0	0	0	0	0	1						
51 Carlos Ruiz, R OBP: 0.370, SLG: 0.339										2	1	1	1	0	1	0						
34 Roy Halladay, R OBP: 0.079, SLG: 0.054 7 Ross Gload, L OBP: 0.313, SLG: 0.238 40 Michael Stutes, R OBP: 0.224, SLG: 0.238 7 Michael Martinez, S OBP: 0.224, SLG: 0.238	K					FC3-6				2	0	0	0	0	1	2						
Inning Stats	R: 0 E: 0 K: 1 S: 8	H: 0 LOB: 0 BB: 0 P: 9	R: 0 E: 0 K: 0 S: 5	H: 0 LOB: 0 BB: 1 P: 11	R: 0 E: 0 K: 1 S: 8	H: 1 LOB: 2 BB: 1 P: 18	R: 0 E: 0 K: 0 S: 8	H: 0 LOB: 1 BB: 1 P: 15	R: 0 E: 0 K: 0 S: 7	H: 1 LOB: 0 BB: 0 P: 10	R: 0 E: 0 K: 0 S: 6	H: 1 LOB: 0 BB: 0 P: 7	R: 1 E: 0 K: 0 S: 10	H: 2 LOB: 2 BB: 1 P: 20	R: 9 E: 0 K: 1 S: 28	H: 5 LOB: 2 BB: 4 P: 64		R: 0 E: 1 K: 1 S: 17	H: 1 LOB: 3 BB: 1 P: 26	1B: 11 2B: 0 3B: 0 HR: 0	SF: 0 SAC: 0 DP: 2 HBP: 2	WP: 0 PB: 0 SB: 0 CS: 0
PITCHER	IP	WLS	BF	H	R	ER	SO	BB	IBB	HBP	BLK	WP	HR	S	P	ERA	WHIP			ERA	WHIP	
46 Kyle McClellan, R ERA: 3.73	7.0		27	5	1	1	2	4	0	0	0	0	0	52	90	1.29	1.286			20.25	3.750	
43 Trevor Miller, L ERA: 3.89	0.1	L	3	1	2	2	0	1	0	0	0	0	0	7	16	54.00	6.000					
30 Jason Motte, R ERA: 2.7	0.0	B	2	0	0	0	0	0	0	2	0	0	0	4	9	∞	∞					
56 Brian Tallet, L ERA: 7.71	0.1		2	1	0	0	1	0	0	0	0	0	0	5	10	0.00	3.000					
44 Miguel Batista, R ERA: 4.6	0.0		3	1	4	4	0	2	0	0	0	0	0	4	14	∞	∞					

AB 36
R 10
H 11
RBI 10
BB 9
SO 4
LOB 20



Batter	1	2	3	4	5	6	7	8	9	AB	R	H	RBI	BB	SO	LOB	BOTTOM					
Ryan Theriot, R OBP: 0.350, SLG: 0.362			G6-3		FC5-4		F8			3	0	0	1	1	0	3	Philadelphia Phillies @ St. Louis Cardinals Busch Stadium, St. Louis, MO Tue Jun 21 2011, 7:15 PM - 10:27 PM CDT Att: 40,095 - Partly Cloudy - 81 F					
19 Jon Jay, L OBP: 0.358, SLG: 0.428 47 Pete Kozma, R OBP: 0.333, SLG: 0.250	K				P6					3	0	0	0	0	2	3						
7 Matt Holliday, R OBP: 0.449, SLG: 0.568 48 Tony Cruz, R OBP: 0.333, SLG: 0.333				G6-3		G6-3				2	0	0	0	2	0	0						
12 Lance Berkman, S OBP: 0.416, SLG: 0.592 64 Andrew Brown, R OBP: 0.214, SLG: 0.214	G4-3				L4					3	0	0	0	0	0	1						
28 Colby Rasmus, L OBP: 0.340, SLG: 0.404										4	0	0	0	0	2	1						
4 Yadier Molina, R OBP: 0.347, SLG: 0.430										4	1	1	0	0	1	0						
33 Daniel Descalso, L OBP: 0.308, SLG: 0.365										3	1	2	0	1	0	0						
46 Kyle McClellan, R ERA: 3.73 38 Mark Hamilton, L ERA: 2.91 43 Trevor Miller, R ERA: 3.89 30 Jason Motte, R ERA: 2.7 56 Brian Tallet, L ERA: 7.71 44 Miguel Batista, R ERA: 4.6 63 Maikel Cleto, R ERA: 16.2	K									2	0	0	0	2	0	0						
55 Skip Schumaker, L OBP: 0.287, SLG: 0.339										3	1	2	0	0	1	0						
Inning Stats	R: 0 E: 0 K: 1 S: 8	H: 0 LOB: 1 BB: 2 P: 18	R: 0 E: 0 K: 2 S: 11	H: 1 LOB: 0 BB: 0 P: 18	R: 0 E: 0 K: 1 S: 8	H: 0 LOB: 0 BB: 0 P: 14	R: 0 E: 0 K: 0 S: 8	H: 0 LOB: 0 BB: 0 P: 10	R: 1 E: 0 K: 0 S: 17	H: 3 LOB: 2 BB: 0 P: 22	R: 0 E: 0 K: 1 S: 10	H: 0 LOB: 0 BB: 0 P: 15	R: 1 E: 0 K: 0 S: 10	H: 1 LOB: 1 BB: 1 P: 20	R: 0 E: 0 K: 1 S: 14	H: 0 LOB: 1 BB: 1 P: 25		R: 0 E: 0 K: 2 S: 7	H: 0 LOB: 0 BB: 0 P: 10	1B: 4 2B: 1 3B: 0 HR: 0	SF: 1 SAC: 0 DP: 0 HBP: 0	WP: 0 PB: 0 SB: 0 CS: 1
PITCHER	IP	WLS	BF	H	R	ER	SO	BB	IBB	HBP	BLK	WP	HR	S	P	ERA	WHIP			ERA	WHIP	
34 Roy Halladay, R ERA: 2.91	6.0		23	4	1	1	5	2	0	0	0	0	0	62	97	1.50	1.000					
40 Michael Stutes, R ERA: 2.38	1.0	W	5	1	1	1	0	1	0	0	0	0	0	10	20	9.00	2.000					
37 Antonio Bastardo, L ERA: 0.96	1.0		4	0	0	0	1	1	0	0	0	0	0	14	25	0.00	1.000					
57 David Herndon, R ERA: 4.18	1.0		3	0	0	0	2	0	0	0	0	0	0	7	10	0.00	0.000					

AB 30
R 2
H 5
RBI 2
BB 4
SO 8
LOB 12



Batter	1	2	3	4	5	6	7	8	9	AB	R	H	RBI	BB	SO	LOB	TOP							
11 Jimmy Rollins, S OBP: 0.337, SLG: 0.383										4	1	2	1	0	0	0	Philadelphia Phillies @ St. Louis Cardinals Busch Stadium, St. Louis, MO Wed Jun 22 2011, 7:17 PM - 9:33 PM CDT Att: 36,520 - Cloudy - 80 F							
8 Shane Victorino, S OBP: 0.382, SLG: 0.511										4	1	1	0	0	0	1								
26 Chase Utley, L OBP: 0.371, SLG: 0.449										3	1	1	1	0	0	0								
6 Ryan Howard, L OBP: 0.357, SLG: 0.504										4	1	2	2	0	1	0								
27 Placido Polanco, R OBP: 0.341, SLG: 0.370										3	0	1	0	0	0	1								
10 Ben Francisco, R OBP: 0.338, SLG: 0.358										3	0	0	0	0	0	1								
9 Dominic Brown, L OBP: 0.278, SLG: 0.392									3	0	0	0	0	0	0	0								
51 Carlos Ruiz, R OBP: 0.369, SLG: 0.339									3	0	1	0	0	0	0	0								
33 Cliff Lee, L OBP: 0.243, SLG: 0.278									3	0	0	0	0	0	0	1								
Inning Stats	R: 0 E: 0 K: 0 S: 5	H: 1 LOB: 0 BB: 0 P: 7	R: 0 E: 0 K: 0 S: 11	H: 0 LOB: 0 BB: 0 P: 15	R: 0 E: 0 K: 0 S: 9	H: 0 LOB: 0 BB: 0 P: 14	R: 3 E: 0 K: 0 S: 14	H: 4 LOB: 0 BB: 0 P: 22	R: 0 E: 0 K: 0 S: 4	H: 0 LOB: 0 BB: 0 P: 4	R: 0 E: 0 K: 0 S: 3	H: 0 LOB: 0 BB: 0 P: 7	R: 0 E: 0 K: 0 S: 6	H: 1 LOB: 0 BB: 0 P: 12	R: 0 E: 0 K: 0 S: 4	H: 1 LOB: 0 BB: 0 P: 9	R: 1 E: 0 K: 1 S: 8	H: 1 LOB: 0 BB: 0 P: 12	1B: 5 2B: 1 3B: 1 HR: 2	SF: 1 SAC: 0 DP: 4 HBP: 0	WP: 0 PB: 0 SB: 0 CS: 0	PA: 31		
PITCHER	IP WLS BF H R ER SO BB IBB HBP BLK WP HR S P ERA WHIP	8.0 L 27 7 3 3 0 0 0 0 0 0 0 2 56 90 3.38 0.875	1.0 4 1 1 1 1 0 0 0 0 0 0 0 0 8 12 9.00 1.000																					

Batter	1	2	3	4	5	6	7	8	9	AB	R	H	RBI	BB	SO	LOB	BOTTOM							
Ryan Theriot, R OBP: 0.352, SLG: 0.362									3	0	1	0	1	0	1	1	Philadelphia Phillies @ St. Louis Cardinals Busch Stadium, St. Louis, MO Wed Jun 22 2011, 7:17 PM - 9:33 PM CDT Att: 36,520 - Cloudy - 80 F							
19 Jon Jay, L OBP: 0.350, SLG: 0.418									4	0	0	0	0	0	3									
7 Matt Holliday, R OBP: 0.439, SLG: 0.555									4	0	0	0	0	0	1									
12 Lance Berkman, S OBP: 0.418, SLG: 0.595									4	0	2	0	0	1	0									
4 Yadier Molina, R OBP: 0.345, SLG: 0.427									4	0	1	0	0	0	2									
64 Andrew Brown, R OBP: 0.176, SLG: 0.176									3	0	0	0	0	2	2									
33 Daniel Descalso, L OBP: 0.305, SLG: 0.361									2	0	0	0	0	0	1									
48 Tony Cruz, R OBP: 0.321, SLG: 0.320										2	0	1	0	0	0	0								
26 Kyle Lohse, R OBP: 0.139, SLG: 0.167									3	0	1	0	0	0	1									
38 Mark Hamilton, L OBP: 0.172, SLG: 0.179																								
41 Mitchell Boggs, R OBP: 0.321, SLG: 0.320																								
47 Pete Kozma, R OBP: 0.333, SLG: 0.267																								
Inning Stats	R: 0 E: 0 K: 0 S: 5	H: 0 LOB: 0 BB: 1 P: 13	R: 0 E: 0 K: 1 S: 11	H: 1 LOB: 0 BB: 0 P: 15	R: 0 E: 0 K: 0 S: 11	H: 2 LOB: 1 BB: 0 P: 16	R: 0 E: 0 K: 1 S: 10	H: 0 LOB: 0 BB: 0 P: 14	R: 0 E: 0 K: 1 S: 8	H: 0 LOB: 0 BB: 0 P: 11	R: 0 E: 0 K: 0 S: 6	H: 0 LOB: 0 BB: 0 P: 9	R: 0 E: 0 K: 0 S: 15	H: 1 LOB: 1 BB: 0 P: 21	R: 0 E: 0 K: 0 S: 9	H: 1 LOB: 1 BB: 0 P: 12	R: 0 E: 0 K: 0 S: 11	H: 1 LOB: 1 BB: 0 P: 15	1B: 4 2B: 2 3B: 0 HR: 0	SF: 0 SAC: 0 DP: 2 HBP: 0	WP: 0 PB: 0 SB: 0 CS: 0	PA: 32		
PITCHER	IP WLS BF H R ER SO BB IBB HBP BLK WP HR S P ERA WHIP	9.0 W 32 6 0 0 3 1 0 0 0 0 0 86 126 0.00 0.778																						

livebaseballscores.com

AB 30
R 4
H 8
RBI 4
BB 0
SO 1
LOB 4

livebaseballscores.com

AB 31
R 0
H 6
RBI 0
BB 1
SO 3
LOB 11

Batter	1	2	3	4	5	6	7	8	9	AB	R	H	RBI	BB	SO	LOB	TOP					
11 Jimmy Rollins, S OBP: 0.332, SLG: 0.377										5	0	0	0	0	2	1						
8 Shane Victorino, S OBP: 0.360, SLG: 0.506										4	1	1	0	0	0	0						
26 Chase Utley, L OBP: 0.383, SLG: 0.455										3	0	2	0	0	0	0						
6 Ryan Howard, L OBP: 0.356, SLG: 0.500										4	0	1	1	0	2	3						
27 Placido Polanco, R OBP: 0.337, SLG: 0.365										4	0	0	0	0	0	5						
10 Ben Francisco, R OBP: 0.336, SLG: 0.355										4	0	1	0	0	1	0						
9 Domonic Brown, L OBP: 0.277, SLG: 0.380										3	0	0	0	1	1	1						
51 Carlos Ruiz, R OBP: 0.367, SLG: 0.354										4	1	1	1	0	0	1						
44 Roy Oswalt, R OBP: 0.158, SLG: 0.111										0	0	0	0	0	0	0						
33 Cliff Lee, L OBP: 0.297, SLG: 0.220										1	0	0	0	0	1	0						
38 Kyle Kendrick, R OBP: 0.200, SLG: 0.111										1	0	0	0	0	1	1						
29 Raul Ibanez, L OBP: 0.282, SLG: 0.399										0	0	0	0	0	0	0						
53 Juan Pablo Perez, R OBP: 0.200, SLG: 0.241										0	0	0	0	0	0	0						
55 Danys Baez, R OBP: 0.307, SLG: 0.333										1	0	1	0	0	0	0						
Inning Stats	R: 0 E: 0 K: 1 S: 7	H: 0 LOB: 0 BB: 0 P: 11	R: 0 E: 1 K: 1 S: 11	H: 1 LOB: 1 BB: 0 P: 14	R: 0 E: 0 K: 1 S: 6	H: 0 LOB: 0 BB: 0 P: 9	R: 0 E: 0 K: 1 S: 13	H: 1 LOB: 1 BB: 0 P: 18	R: 0 E: 0 K: 0 S: 10	H: 0 LOB: 0 BB: 0 P: 15	R: 1 E: 0 K: 1 S: 23	H: 3 LOB: 2 BB: 0 P: 36	R: 0 E: 0 K: 2 S: 10	H: 0 LOB: 1 BB: 1 P: 21	R: 0 E: 1 K: 0 S: 8	H: 0 LOB: 2 BB: 0 P: 15	R: 1 E: 0 K: 2 S: 14	H: 2 LOB: 1 BB: 0 P: 21	1B: 5 2B: 1 3B: 0 HR: 1	SF: 0 SAC: 0 DP: 0 HBP: 1	WP: 0 PB: 0 SB: 1 CS: 0	PA: 37
PITCHER	IP WLS BF H R ER SO BB IBB HBP BLK WP HR S P ERA WHIP																					
29 Chris Carpenter, R ERA: 4.26	7.0 W 27 5 1 1 7 1 0 0 0 0 0 0 80 124 1.29 0.857																					
56 Brian Tallet, L ERA: 7.3	0.2 4 0 0 0 0 0 0 0 1 0 0 0 7 14 0.00 0.000																					
59 Fernando Salas, R ERA: 2.7	0.1 1 0 0 0 0 0 0 0 0 0 0 0 1 1 0.00 0.000																					
30 Jason Motte, R ERA: 2.9	1.0 5 2 1 1 2 0 0 0 0 0 0 1 14 21 9.00 2.000																					

Philadelphia Phillies @ St. Louis Cardinals
 Busch Stadium, St. Louis, MO
 Thu Jun 23 2011, 7:17 PM - 10:14 PM CDT
 Att: 40,532 - Cloudy - 75 F

AB 35
 R 2
 H 7
 RBI 2
 BB 1
 SO 9
 LOB 12



Batter	1	2	3	4	5	6	7	8	9	AB	R	H	RBI	BB	SO	LOB	BOTTOM			
Ryan Theriot, R OBP: 0.353, SLG: 0.360										4	1	1	2	1	0	2				
19 Jon Jay, L OBP: 0.351, SLG: 0.431										4	2	1	2	1	0	1				
7 Matt Holliday, R OBP: 0.443, SLG: 0.559										4	2	2	2	1	0	0				
64 Andrew Brown, R OBP: 0.176, SLG: 0.176										0	0	0	0	0	0	0				
12 Lance Berkman, S OBP: 0.417, SLG: 0.605										5	1	2	3	0	0	1				
30 Jason Motte, R										0	0	0	0	0	0	0				
28 Colby Rasmus, L OBP: 0.344, SLG: 0.409										4	2	2	0	1	1	2				
55 Skip Schumaker, L OBP: 0.293, SLG: 0.344										4	1	2	1	0	1	3				
59 Fernando Salas, R										0	0	0	0	0	0	0				
38 Mark Hamilton, L OBP: 0.200, SLG: 0.241										1	0	1	0	0	0	0				
48 Tony Cruz, R OBP: 0.355, SLG: 0.357										3	1	2	2	0	0	1				
56 Brian Tallet, L										0	0	0	0	0	0	0				
47 Pete Kozma, R OBP: 0.300, SLG: 0.235										2	0	0	0	0	0	1				
29 Chris Carpenter, R OBP: 0.129, SLG: 0.133										1	0	0	0	0	0	0				
4 Yadier Molina, R OBP: 0.346, SLG: 0.434										1	1	1	0	0	0	0				
33 Daniel Descalso, L OBP: 0.309, SLG: 0.357										2	1	0	0	1	1	2				
Inning Stats	R: 1 E: 0 K: 0 S: 10	H: 1 LOB: 0 BB: 0 P: 13	R: 3 E: 0 K: 1 S: 16	H: 4 LOB: 1 BB: 0 P: 24	R: 1 E: 0 K: 0 S: 13	H: 2 LOB: 1 BB: 0 P: 14	R: 0 E: 0 K: 0 S: 10	H: 0 LOB: 0 BB: 0 P: 15	R: 0 E: 0 K: 0 S: 5	H: 0 LOB: 0 BB: 0 P: 9	R: 1 E: 0 K: 0 S: 11	H: 3 LOB: 2 BB: 1 P: 20	R: 0 E: 0 K: 1 S: 9	H: 0 LOB: 2 BB: 2 P: 19	R: 6 E: 0 K: 1 S: 17	H: 4 LOB: 1 BB: 2 P: 33	1B: 8 2B: 4 3B: 0 HR: 2	SF: 0 SAC: 2 DP: 0 HBP: 1	WP: 0 PB: 0 SB: 0 CS: 0	PA: 43
PITCHER	IP WLS BF H R ER SO BB IBB HBP BLK WP HR S P ERA WHIP																			
44 Roy Oswalt, R	2.0 L 11 5 4 4 1 0 0 0 0 0 0 0 26 37 18.00 2.500																			
38 Kyle Kendrick, R ERA: 3.23	4.0 17 5 2 2 0 1 0 0 0 1 0 0 39 58 4.50 1.500																			
53 Juan Pablo Perez, L ERA: 3.23	1.0 5 0 0 0 1 2 0 0 0 0 0 0 9 19 0.00 2.000																			
55 Danys Baez, R ERA: 5.51	1.0 10 4 6 6 1 2 0 0 1 0 0 1 17 33 54.00 6.000																			

Philadelphia Phillies @ St. Louis Cardinals
 Busch Stadium, St. Louis, MO
 Thu Jun 23 2011, 7:17 PM - 10:14 PM CDT
 Att: 40,532 - Cloudy - 75 F

AB 35
 R 12
 H 14
 RBI 12
 BB 5
 SO 3
 LOB 13



Batter	1	2	3	4	5	6	7	8	9	AB	R	H	RBI	BB	SO	LOB	TOP				
19 Jemile Weeks, S OBP: 0.359, SLG: 0.475	FC4-6 BB		G6-3		G3-1			G3		3	0	0	0	1	0	1	Oakland Athletics @ Philadelphia Phillies Citizens Bank Park, Philadelphia, PA Fri Jun 24 2011, 7:10 PM - 9:56 PM EDT Att: 45,685 - Partly Cloudy - 84 F				
2 Cliff Pennington, S OBP: 0.302, SLG: 0.327	FC4-6 BB		G4-3				F8	L3		4	0	0	0	0	0	1					
15 Ryan Sweeney, L OBP: 0.368, SLG: 0.336	G6-3						F7	BB		2	0	0	0	2	0	1					
55 Hideki Matsui, L OBP: 0.300, SLG: 0.356	FC6-4 BB							L9		3	0	1	0	1	1	2					
28 Conor Jackson, R OBP: 0.345, SLG: 0.318	FC6-4									4	0	0	0	0	1	4					
12 David DeJesus, L OBP: 0.310, SLG: 0.350										4	0	0	0	0	1	1					
57 Brian Fuentes, L										0	0	0	0	0	0	0					
8 Kurt Suzuki, R OBP: 0.300, SLG: 0.336										4	0	1	0	0	1	0					
29 Scott Sizemore, R OBP: 0.363, SLG: 0.333										2	0	0	0	1	1	1					
52 Guillermo Moscoso, R 33 Joey Devine, R 4 Coco Crisp, S OBP: 0.294, SLG: 0.380										2	0	0	0	0	2	1					
Inning Stats	R: 0 H: 0 E: 0 K: 0 S: 14	H: 0 LOB: 2 BB: 2 P: 27	R: 0 H: 0 E: 0 K: 2 S: 11	H: 0 LOB: 0 BB: 0 P: 18	R: 0 H: 0 E: 0 K: 1 S: 8	H: 0 LOB: 0 BB: 0 P: 9	R: 0 H: 0 E: 0 K: 1 S: 14	H: 0 LOB: 1 BB: 1 P: 22	R: 0 H: 0 E: 0 K: 0 S: 8	H: 1 LOB: 1 BB: 0 P: 11	R: 0 H: 1 E: 0 K: 1 S: 8	H: 1 LOB: 0 BB: 0 P: 13	R: 0 H: 0 E: 0 K: 0 S: 8	H: 0 LOB: 0 BB: 1 P: 16	R: 0 H: 0 E: 0 K: 2 S: 7	H: 0 LOB: 0 BB: 0 P: 8	1B: 1 2B: 1 3B: 0 HR: 0	SF: 0 SAC: 1 DP: 0 HBP: 0	WP: 0 PB: 0 SB: 0 CS: 0	PA: 34	
PITCHER	IP WLS BF H R ER SO BB IBB HBP BLK WP HR S P ERA WHIP	IP WLS BF H R ER SO BB IBB HBP BLK WP HR S P ERA WHIP	IP WLS BF H R ER SO BB IBB HBP BLK WP HR S P ERA WHIP	IP WLS BF H R ER SO BB IBB HBP BLK WP HR S P ERA WHIP	IP WLS BF H R ER SO BB IBB HBP BLK WP HR S P ERA WHIP	IP WLS BF H R ER SO BB IBB HBP BLK WP HR S P ERA WHIP	IP WLS BF H R ER SO BB IBB HBP BLK WP HR S P ERA WHIP	IP WLS BF H R ER SO BB IBB HBP BLK WP HR S P ERA WHIP	IP WLS BF H R ER SO BB IBB HBP BLK WP HR S P ERA WHIP	IP WLS BF H R ER SO BB IBB HBP BLK WP HR S P ERA WHIP	IP WLS BF H R ER SO BB IBB HBP BLK WP HR S P ERA WHIP	IP WLS BF H R ER SO BB IBB HBP BLK WP HR S P ERA WHIP	IP WLS BF H R ER SO BB IBB HBP BLK WP HR S P ERA WHIP	IP WLS BF H R ER SO BB IBB HBP BLK WP HR S P ERA WHIP	IP WLS BF H R ER SO BB IBB HBP BLK WP HR S P ERA WHIP	IP WLS BF H R ER SO BB IBB HBP BLK WP HR S P ERA WHIP	IP WLS BF H R ER SO BB IBB HBP BLK WP HR S P ERA WHIP	IP WLS BF H R ER SO BB IBB HBP BLK WP HR S P ERA WHIP	IP WLS BF H R ER SO BB IBB HBP BLK WP HR S P ERA WHIP	IP WLS BF H R ER SO BB IBB HBP BLK WP HR S P ERA WHIP	IP WLS BF H R ER SO BB IBB HBP BLK WP HR S P ERA WHIP

AB	28
R	0
H	2
RBI	0
BB	5
SO	7
LOB	12



Batter	1	2	3	4	5	6	7	8	9	AB	R	H	RBI	BB	SO	LOB	BOTTOM					
11 Jimmy Rollins, S OBP: 0.328, SLG: 0.372	G4-3		L8					F8		4	0	0	0	0	0	0	Oakland Athletics @ Philadelphia Phillies Citizens Bank Park, Philadelphia, PA Fri Jun 24 2011, 7:10 PM - 9:56 PM EDT Att: 45,685 - Partly Cloudy - 84 F					
27 Placido Polanco, R OBP: 0.342, SLG: 0.366			F8					BB		2	0	1	0	2	0	0						
26 Chase Utley, L OBP: 0.379, SLG: 0.442	F8							BB		3	0	0	0	1	0	2						
6 Ryan Howard, L OBP: 0.351, SLG: 0.493	G6-3									4	0	0	0	0	1	4						
8 Shane Victorino, S OBP: 0.358, SLG: 0.500	F9									3	1	0	0	1	0	0						
29 Raul Ibanez, L OBP: 0.285, SLG: 0.388	G4-3									4	0	0	0	0	0	1						
9 Domic Brown, L OBP: 0.302, SLG: 0.392										2	0	2	0	2	0	0						
23 Brian Schneider, L OBP: 0.203, SLG: 0.304	L9									4	0	0	0	0	1	5						
49 Vance Worley, R 57 David Herndon, R 53 Juan Pablo Perez, R 7 Ross Gload, L 40 Michael Stutes, R 10 Ben Francisco, R OBP: 0.290, SLG: 0.329	F9									2	0	0	0	0	0	1						
Inning Stats	R: 0 H: 0 E: 0 K: 0 S: 9	H: 0 LOB: 1 BB: 1 P: 18	R: 0 H: 0 E: 0 K: 0 S: 9	H: 0 LOB: 1 BB: 1 P: 15	R: 0 H: 0 E: 0 K: 0 S: 6	H: 0 LOB: 0 BB: 0 P: 8	R: 0 H: 0 E: 0 K: 1 S: 10	H: 0 LOB: 0 BB: 0 P: 15	R: 0 H: 0 E: 0 K: 0 S: 7	H: 0 LOB: 1 BB: 1 P: 15	R: 0 H: 1 E: 0 K: 0 S: 8	H: 1 LOB: 1 BB: 0 P: 11	R: 0 H: 1 E: 0 K: 1 S: 16	H: 1 LOB: 0 BB: 0 P: 24	R: 0 H: 0 E: 0 K: 0 S: 12	H: 0 LOB: 2 BB: 2 P: 24		R: 0 H: 2 E: 0 K: 0 S: 11	H: 2 LOB: 2 BB: 1 P: 19	1B: 4 2B: 0 3B: 0 HR: 0	SF: 0 SAC: 0 DP: 0 HBP: 0	WP: 0 PB: 0 SB: 0 CS: 0
PITCHER	IP WLS BF H R ER SO BB IBB HBP BLK WP HR S P ERA WHIP	IP WLS BF H R ER SO BB IBB HBP BLK WP HR S P ERA WHIP	IP WLS BF H R ER SO BB IBB HBP BLK WP HR S P ERA WHIP	IP WLS BF H R ER SO BB IBB HBP BLK WP HR S P ERA WHIP	IP WLS BF H R ER SO BB IBB HBP BLK WP HR S P ERA WHIP	IP WLS BF H R ER SO BB IBB HBP BLK WP HR S P ERA WHIP	IP WLS BF H R ER SO BB IBB HBP BLK WP HR S P ERA WHIP	IP WLS BF H R ER SO BB IBB HBP BLK WP HR S P ERA WHIP	IP WLS BF H R ER SO BB IBB HBP BLK WP HR S P ERA WHIP	IP WLS BF H R ER SO BB IBB HBP BLK WP HR S P ERA WHIP	IP WLS BF H R ER SO BB IBB HBP BLK WP HR S P ERA WHIP	IP WLS BF H R ER SO BB IBB HBP BLK WP HR S P ERA WHIP	IP WLS BF H R ER SO BB IBB HBP BLK WP HR S P ERA WHIP	IP WLS BF H R ER SO BB IBB HBP BLK WP HR S P ERA WHIP	IP WLS BF H R ER SO BB IBB HBP BLK WP HR S P ERA WHIP	IP WLS BF H R ER SO BB IBB HBP BLK WP HR S P ERA WHIP	IP WLS BF H R ER SO BB IBB HBP BLK WP HR S P ERA WHIP	IP WLS BF H R ER SO BB IBB HBP BLK WP HR S P ERA WHIP	IP WLS BF H R ER SO BB IBB HBP BLK WP HR S P ERA WHIP	IP WLS BF H R ER SO BB IBB HBP BLK WP HR S P ERA WHIP	IP WLS BF H R ER SO BB IBB HBP BLK WP HR S P ERA WHIP	

AB	30
R	1
H	4
RBI	1
BB	6
SO	2
LOB	13



Batter	1	2	3	4	5	6	7	8	9	AB	R	H	RBI	BB	SO	LOB	TOP								
19 Jemile Weeks, S OBP: 0.377, SLG: 0.500										5	1	3	0	0	1	0									
14 Mark Ellis, R OBP: 0.253, SLG: 0.290										4	0	2	1	0	1	3									
4 Coco Crisp, S OBP: 0.299, SLG: 0.379										3	1	1	1	1	0	1									
55 Hideki Matsui, L OBP: 0.302, SLG: 0.357										5	0	2	0	0	1	2									
28 Conor Jackson, R OBP: 0.338, SLG: 0.311										4	0	0	0	0	1	5									
29 Scott Sizemore, R OBP: 0.359, SLG: 0.330										4	0	1	1	0	0	3									
40 Andrew Bailey, R OBP: 0.396, SLG: 0.331										4	0	0	0	0	0	4									
8 Kurt Suzuki, R OBP: 0.295, SLG: 0.331										3	1	1	1	1	1	0									
7 Adam Rosales, R OBP: 0.190, SLG: 0.450										3	1	1	1	1	1	0									
53 Trevor Cahill, R OBP: 0.304, SLG: 0.367										3	0	0	0	0	2	1									
2 Cliff Pennington, S OBP: 0.394, SLG: 0.327										0	1	0	0	1	0	0									
Inning Stats	R: 0 E: 0 K: 1 S: 7	H: 1 LOB: 0 BB: 0 P: 8	R: 0 E: 0 K: 1 S: 6	H: 0 LOB: 0 BB: 0 P: 10	R: 1 E: 0 K: 1 S: 8	H: 1 LOB: 0 BB: 0 P: 12	R: 1 E: 0 K: 0 S: 9	H: 2 LOB: 2 BB: 1 P: 16	R: 0 E: 0 K: 1 S: 11	H: 1 LOB: 1 BB: 0 P: 19	R: 0 E: 0 K: 0 S: 7	H: 1 LOB: 1 BB: 0 P: 10	R: 0 E: 0 K: 1 S: 10	H: 1 LOB: 2 BB: 1 P: 16	R: 0 E: 1 K: 0 S: 10	H: 1 LOB: 2 BB: 0 P: 19	R: 2 E: 0 K: 2 S: 13	H: 2 LOB: 1 BB: 1 P: 22	1B: 8 2B: 1 3B: 0 HR: 1	SF: 1 SAC: 0 DP: 1 HBP: 1	WP: 0 PB: 0 SB: 1 CS: 1	PA: 40			
PITCHER	IP	WLS	BF	H	R	ER	SO	BB	IBB	HBP	BLK	WP	HR	S	P	ERA	WHIP								
35 Cole Hamels, L ERA: 2.49	8.0	L	34	8	2	2	5	2	0	1	1	0	1	68	110	2.25	1.250								
40 Michael Stutes, R ERA: 2.92	1.0		6	2	2	2	2	1	0	0	0	0	0	13	22	18.00	3.000								

Oakland Athletics @ Philadelphia Phillies
Citizens Bank Park, Philadelphia, PA
Sat Jun 25 2011, 7:09 PM - 9:41 PM EDT
Att: 45,785 - Partly Cloudy - 80 F

livebaseballscorecards.com

AB 35
R 4
H 10
RBI 4
BB 3
SO 7
LOB 19

Batter	1	2	3	4	5	6	7	8	9	AB	R	H	RBI	BB	SO	LOB	BOTTOM								
11 Jimmy Rollins, S OBP: 0.324, SLG: 0.367										4	0	0	0	0	1	1									
27 Placido Polanco, R OBP: 0.341, SLG: 0.362										3	0	0	0	1	1	0									
26 Chase Utley, L OBP: 0.375, SLG: 0.435										4	0	1	0	0	0	3									
6 Ryan Howard, L OBP: 0.350, SLG: 0.488										3	1	0	0	1	1	1									
8 Shane Victorino, S OBP: 0.361, SLG: 0.502										3	0	1	0	1	0	0									
29 Raul Ibanez, L OBP: 0.285, SLG: 0.384										3	0	0	0	1	1	2									
9 Domonic Brown, L OBP: 0.292, SLG: 0.377										4	0	0	0	0	1	4									
51 Carlos Ruiz, R OBP: 0.367, SLG: 0.354										3	0	1	1	0	0	0									
35 Cole Hamels, L OBP: 0.250, SLG: 0.286										2	0	0	0	0	1	2									
7 Ross Gload, L OBP: 0.333, SLG: 0.360										1	0	1	0	0	0	0									
7 Michael Martinez, S OBP: 0.224, SLG: 0.238										0	0	0	0	0	0	0									
40 Michael Stutes, R ERA: 0.96										0	0	0	0	0	0	0									
Inning Stats	R: 0 E: 0 K: 1 S: 7	H: 0 LOB: 0 BB: 0 P: 11	R: 1 E: 0 K: 2 S: 12	H: 1 LOB: 2 BB: 2 P: 24	R: 0 E: 0 K: 0 S: 6	H: 0 LOB: 0 BB: 0 P: 8	R: 0 E: 0 K: 1 S: 7	H: 0 LOB: 0 BB: 0 P: 11	R: 0 E: 0 K: 0 S: 9	H: 1 LOB: 1 BB: 0 P: 12	R: 0 E: 0 K: 0 S: 8	H: 0 LOB: 0 BB: 0 P: 15	R: 0 E: 0 K: 1 S: 9	H: 1 LOB: 3 BB: 1 P: 18	R: 0 E: 0 K: 0 S: 11	H: 1 LOB: 1 BB: 1 P: 21	1B: 2 2B: 2 3B: 0 HR: 0	SF: 0 SAC: 0 DP: 1 HBP: 0	WP: 1 PB: 0 SB: 0 CS: 0	PA: 34					
PITCHER	IP	WLS	BF	H	R	ER	SO	BB	IBB	HBP	BLK	WP	HR	S	P	ERA	WHIP								
53 Trevor Cahill, R ERA: 3.09	7.2	W	29	3	1	1	6	3	0	0	0	0	0	60	104	1.17	0.783								
40 Andrew Bailey, R ERA: 0.96	1.1	S	5	1	0	0	0	1	0	0	0	0	0	13	24	0.00	1.500								

Oakland Athletics @ Philadelphia Phillies
Citizens Bank Park, Philadelphia, PA
Sat Jun 25 2011, 7:09 PM - 9:41 PM EDT
Att: 45,785 - Partly Cloudy - 80 F

livebaseballscorecards.com

AB 30
R 1
H 4
RBI 1
BB 4
SO 6
LOB 13

Batter	1	2	3	4	5	6	7	8	9	AB	R	H	RBI	BB	SO	LOB	TOP					
19 Jemile Weeks, S OBP: 0.356, SLG: 0.471	P2		G3		G3			F7		4	0	0	0	0	0	0						
2 Cliff Pennington, S OBP: 0.300, SLG: 0.322	G4-3		K			G4-3		K		4	0	0	0	0	2	0						
4 Coco Crisp, S OBP: 0.299, SLG: 0.385					2B		G3	G3		4	1	2	0	0	0	0						
55 Hideki Matsui, L OBP: 0.297, SLG: 0.351	K				G4-3	G4-3			G3	4	0	0	0	0	1	2						
28 Conor Jackson, R OBP: 0.346, SLG: 0.326					P3					4	0	3	0	0	0	1						
15 Ryan Sweeney, L OBP: 0.372, SLG: 0.341										4	0	2	1	0	0	2						
29 Scott Sizemore, R OBP: 0.359, SLG: 0.339										3	0	1	0	0	0	3						
11 Landon Powell, S OBP: 0.261, SLG: 0.286										3	0	0	0	0	0	3						
8B Josh Outman, L 12 David DeJesus, L (7, PH) 31 Brad Ziegler, R (7, 1)										2	0	0	0	0	0	0						
										1	0	0	0	0	1	2						
										0	0	0	0	0	0	0						
Inning Stats	R: 0 E: 0 K: 1 S: 10	H: 1 LOB: 1 BB: 0 P: 15	R: 0 E: 0 K: 0 S: 8	H: 2 LOB: 1 BB: 0 P: 10	R: 0 E: 0 K: 1 S: 6	H: 0 LOB: 0 BB: 0 P: 8	R: 1 E: 0 K: 0 S: 10	H: 2 LOB: 1 BB: 0 P: 13	R: 0 E: 0 K: 0 S: 9	H: 0 LOB: 0 BB: 0 P: 15	R: 0 E: 0 K: 0 S: 4	H: 0 LOB: 0 BB: 0 P: 5	R: 0 E: 0 K: 1 S: 12	H: 2 LOB: 2 BB: 0 P: 19	R: 0 E: 0 K: 1 S: 10	H: 0 LOB: 0 BB: 0 P: 15	R: 0 E: 0 K: 0 S: 8	H: 1 LOB: 0 BB: 0 P: 13	1B: 5 2B: 3 HR: 0	SF: 0 SAC: 0 DP: 2 HBP: 0	WP: 0 PB: 0 SB: 0 CS: 0	PA: 33
PITCHER 34 Roy Halladay, R ERA: 2.4	IP: 9.0 WLS: W BF: 33 H: 8 R: 1 ER: 1 SO: 4 BB: 0 IBB: 0 HBP: 0 BLK: 0 WP: 0 HR: 0 S: 77 P: 113 ERA: 1.00 WHIP: 0.889															PITCHER	IP: 9.0 WLS: W BF: 33 H: 8 R: 1 ER: 1 SO: 4 BB: 0 IBB: 0 HBP: 0 BLK: 0 WP: 0 HR: 0 S: 77 P: 113 ERA: 1.00 WHIP: 0.889					

Oakland Athletics @ Philadelphia Phillies
Citizens Bank Park, Philadelphia, PA
Sun Jun 26 2011, 1:39 PM - 3:51 PM EDT
Att: 45,863 - Partly Cloudy - 80 F

AB 33
R 1
H 8
RBI 1
BB 0
SO 4
LOB 13



Batter	1	2	3	4	5	6	7	8	9	AB	R	H	RBI	BB	SO	LOB	BOTTOM			
11 Jimmy Rollins, S OBP: 0.332, SLG: 0.378	2B				1B					4	2	4	0	0	0	0				
27 Placido Polanco, R OBP: 0.343, SLG: 0.367	1B									4	1	2	0	0	0	3				
8 Shane Victorino, S OBP: 0.359, SLG: 0.498	1B									4	0	1	1	0	0	3				
6 Ryan Howard, L OBP: 0.352, SLG: 0.484	1B									2	0	0	0	2	0	1				
10 Ben Francisco, R OBP: 0.342, SLG: 0.358	BB									3	0	1	1	1	1	2				
51 Carlos Ruiz, R OBP: 0.380, SLG: 0.346	F8									4	0	0	0	0	0	4				
29 Raul Ibanez, L OBP: 0.284, SLG: 0.382	K									4	0	1	0	0	1	0				
21 Wilson Valdez, R OBP: 0.283, SLG: 0.306	G4-3									4	0	0	0	0	2	1				
34 Roy Halladay, R OBP: 0.095, SLG: 0.073	1B									4	0	1	0	0	1	1				
Inning Stats	R: 2 E: 0 K: 0 S: 10	H: 3 LOB: 1 BB: 1 P: 18	R: 0 E: 0 K: 1 S: 10	H: 2 LOB: 2 BB: 0 P: 15	R: 0 E: 0 K: 0 S: 8	H: 0 LOB: 0 BB: 0 P: 12	R: 0 E: 0 K: 1 S: 9	H: 0 LOB: 0 BB: 0 P: 15	R: 1 E: 0 K: 1 S: 14	H: 3 LOB: 3 BB: 1 P: 24	R: 0 E: 0 K: 1 S: 9	H: 0 LOB: 0 BB: 0 P: 12	R: 0 E: 0 K: 1 S: 13	H: 1 LOB: 2 BB: 1 P: 25	R: 0 E: 0 K: 0 S: 9	H: 1 LOB: 1 BB: 0 P: 15	1B: 8 2B: 2 3B: 0 HR: 0	SF: 0 SAC: 0 DP: 1 HBP: 0	WP: 0 PB: 1 SB: 1 CS: 0	PA: 36
PITCHER 88 Josh Outman, L ERA: 3.1 31 Brad Ziegler, R ERA: 2.0	IP: 6.0 WLS: L BF: 27 H: 8 R: 3 ER: 3 SO: 4 BB: 2 IBB: 0 HBP: 0 BLK: 0 WP: 0 HR: 0 S: 60 P: 96 ERA: 4.50 WHIP: 1.667															PITCHER	IP: 2.0 WLS: 9 BF: 9 H: 2 R: 0 ER: 0 SO: 1 BB: 0 IBB: 0 HBP: 0 BLK: 0 WP: 0 HR: 0 S: 22 P: 40 ERA: 0.00 WHIP: 1.000			

Oakland Athletics @ Philadelphia Phillies
Citizens Bank Park, Philadelphia, PA
Sun Jun 26 2011, 1:39 PM - 3:51 PM EDT
Att: 45,863 - Partly Cloudy - 80 F

AB 33
R 3
H 10
RBI 2
BB 3
SO 5
LOB 15



Batter	1	2	3	4	5	6	7	8	9	AB	R	H	RBI	BB	SO	LOB	TOP			
2 Jacoby Ellsbury, L OBP: 0.361, SLG: 0.455	L3		P6			G3			G5-3	4	0	0	0	0	0	0	Boston Red Sox @ Philadelphia Phillies Citizens Bank Park, Philadelphia, PA Tue Jun 28 2011, 7:09 PM - 9:45 PM EDT Att: 45,714 - Clear - 82 F			
15 Dustin Pedroia, R OBP: 0.389, SLG: 0.396	G6-3			F9			BB		L5	3	0	0	0	1	0					
28 Adrián González, L OBP: 0.412, SLG: 0.605	G4-3			P4						3	0	0	0	0	1					
20 Kevin Youkilis, R OBP: 0.394, SLG: 0.490		BB		K						2	0	0	0	1	1					
54 Darrell McDonald, R OBP: 0.173, SLG: 0.204		K			P3					3	0	1	0	0	1					
33 Jason Varitek, S OBP: 0.328, SLG: 0.363			F9		G5-3				G6-3	3	0	0	0	0	2					
23 Mike Cameron, R OBP: 0.212, SLG: 0.266			K		F9					3	0	0	0	0	2					
10 Marco Scutaro, R OBP: 0.343, SLG: 0.369			G6-3						G5-3	3	0	1	0	0	1					
19 Josh Beckett, R ERA: 2.66			L3							2	0	0	0	0	1					
46 Franklin Morales, L ERA: 4.0										0	0	0	0	0	0					
52 Bobby Jenks, R ERA: 6.08										1	0	0	0	0	1					
44 Drew Sutton, S ERA: 6.08										1	0	0	0	0	1					
Inning Stats	R: 0 E: 0 K: 0 S: 4	H: 0 LOB: 0 BB: 0 P: 5	R: 0 E: 0 K: 2 S: 9	H: 0 LOB: 1 BB: 1 P: 13	R: 0 E: 0 K: 1 S: 9	H: 0 LOB: 0 BB: 0 P: 14	R: 0 E: 0 K: 1 S: 11	H: 0 LOB: 0 BB: 0 P: 18	R: 0 E: 0 K: 0 S: 5	H: 1 LOB: 0 BB: 0 P: 10	R: 0 E: 0 K: 0 S: 4	H: 0 LOB: 0 BB: 1 P: 12	R: 0 E: 0 K: 1 S: 12	H: 1 LOB: 1 BB: 0 P: 19	R: 0 E: 0 K: 1 S: 9	H: 0 LOB: 0 BB: 0 P: 12	1B: 1 2B: 1 3B: 0 HR: 0	SF: 0 SAC: 0 DP: 2 HBP: 0	WP: 0 PB: 0 SB: 0 CS: 0	PA: 29
PITCHER 33 Cliff Lee, L ERA: 2.66	IP: 9.0 WLS: W BF: 29	H: 2 R: 0 ER: 0 SO: 5	BB: 2 IBB: 0 HBP: 0 BLK: 0	WP: 0 HR: 0 S: 71 P: 112	ERA: 0.00 WHIP: 0.444	PITCHER										IP: 9.0 WLS: W BF: 29	H: 2 R: 0 ER: 0 SO: 5	BB: 2 IBB: 0 HBP: 0 BLK: 0	WP: 0 HR: 0 S: 71 P: 112	ERA: 0.00 WHIP: 0.444

Batter	1	2	3	4	5	6	7	8	9	AB	R	H	RBI	BB	SO	LOB	BOTTOM			
11 Jimmy Rollins, S OBP: 0.331, SLG: 0.375	F8		BB			G3			G3	3	0	0	0	1	0	0	Boston Red Sox @ Philadelphia Phillies Citizens Bank Park, Philadelphia, PA Tue Jun 28 2011, 7:09 PM - 9:45 PM EDT Att: 45,714 - Clear - 82 F			
27 Placido Polanco, R OBP: 0.341, SLG: 0.366	L6		F8						K	4	1	1	0	0	1	1				
26 Chase Utley, L OBP: 0.374, SLG: 0.432	F7		F8			SH1-3				3	0	1	0	0	0	1				
6 Ryan Howard, L OBP: 0.354, SLG: 0.483		F9				F9				3	0	1	0	1	0	1				
8 Shane Victorino, S OBP: 0.357, SLG: 0.506	FC6-4		G3							4	2	1	2	0	1	3				
29 Raul Ibanez, L OBP: 0.281, SLG: 0.378	K		P5			G3				3	0	0	0	0	1	1				
9 Domonic Brown, L OBP: 0.301, SLG: 0.422		HR								3	2	2	2	0	1	0				
51 Carlos Ruiz, R OBP: 0.355, SLG: 0.341	G6-3					F9				3	0	0	0	0	0	1				
33 Cliff Lee, L OBP: 0.220, SLG: 0.256			G3-1			SF7				2	0	0	1	0	1	0				
19 Josh Beckett, R ERA: 2.2	IP: 6.0 WLS: L BF: 24	H: 5 R: 5 ER: 5 SO: 1	BB: 1 IBB: 0 HBP: 0 BLK: 0	WP: 0 HR: 2 S: 54 P: 84	ERA: 7.50 WHIP: 1.000	PITCHER										IP: 6.0 WLS: L BF: 24		H: 5 R: 5 ER: 5 SO: 1	BB: 1 IBB: 0 HBP: 0 BLK: 0	WP: 0 HR: 2 S: 54 P: 84

AB	27
R	0
H	2
RBI	0
BB	2
SO	5
LOB	9



Batter	1	2	3	4	5	6	7	8	9	AB	R	H	RBI	BB	SO	LOB	TOP					
2 Jacoby Ellsbury, L (1,8) OBP: 0.357, SLG: 0.450	G4-3		G4-3		F8			F9		4	0	0	0	0	0	2	Boston Red Sox @ Philadelphia Phillies Citizens Bank Park, Philadelphia, PA Wed Jun 29 2011, 7:12 PM - 9:34 PM EDT Att: 45,612 - Partly Cloudy - 81 F livebaseballscorecards.com					
15 Dustin Pedroia, R (1,4) OBP: 0.386, SLG: 0.394	K				1B		F9	P5		4	0	1	0	0	1	0						
28 Adrián González, L (1,9) OBP: 0.410, SLG: 0.601	G3				G3-6-3			G4-3		4	0	1	0	0	0	1						
20 Kevin Youkilis, R (1,5) OBP: 0.392, SLG: 0.485		G5-3			BB			FC5-4		3	0	0	0	1	0	1						
34 David Ortiz, L (1,3) OBP: 0.386, SLG: 0.573	K				F9			F7		4	0	0	0	0	1	2						
39 Jarrod Saltalamacchia, R (1,2) OBP: 0.330, SLG: 0.432	K							P5		3	0	0	0	1	2	0						
16 Josh Reddick, L (1,7) OBP: 0.474, SLG: 0.688					1B			FC6-4		3	1	2	0	0	0	1						
10 Marco Scutaro, R (1,6) OBP: 0.336, SLG: 0.361					P4			F8		3	0	0	0	0	0	3						
41 John Lackey, R (1,1) OBP: 0.333, SLG: 0.667								F9		3	0	1	1	0	1	2						
46 Franklin Morales, L (8,1)					2B			G5-3		0	0	0	0	0	0	0						
Inning Stats	R: 0 H: 0 E: 0 K: 1 S: 11	H: 0 LOB: 0 BB: 0 P: 15	R: 0 H: 0 E: 0 K: 2 S: 10	H: 0 LOB: 0 BB: 0 P: 13	R: 0 H: 1 E: 0 K: 1 S: 14	H: 1 LOB: 1 BB: 0 P: 19	R: 0 H: 1 E: 0 K: 0 S: 13	H: 1 LOB: 1 BB: 1 P: 19	R: 1 H: 2 E: 0 K: 1 S: 10	H: 2 LOB: 1 BB: 0 P: 15	R: 0 H: 1 E: 0 K: 0 S: 10	H: 1 LOB: 1 BB: 1 P: 15	R: 0 H: 0 E: 0 K: 0 S: 14	H: 0 LOB: 1 BB: 1 P: 20	R: 0 H: 0 E: 0 K: 0 S: 7	H: 0 LOB: 0 BB: 0 P: 12	R: 0 H: 0 E: 0 K: 0 S: 7	H: 0 LOB: 0 BB: 0 P: 10	1B: 4 2B: 1 3B: 0 HR: 0	SF: 0 SAC: 0 DP: 1 HBP: 0	WP: 0 PB: 0 SB: 0 CS: 0	PA: 33
PITCHER	IP WLS BF H R ER SO BB IBB HBP BLK WP HR S P ERA WHIP																					
49 Vance Worley, R (1,1) ERA: 2.97	7.0 W 27 5 1 1 5 2 0 0 0 0 0 0 82 116 1.29 1.000																					
40 Michael Stutes, R (8,1) ERA: 2.81	1.0 H 3 0 0 0 0 0 0 0 0 0 0 0 7 12 0.00 0.000																					
37 Antonio Bastardo, L (9,1) ERA: 0.93	1.0 S 3 0 0 0 0 0 0 0 0 0 0 0 7 10 0.00 0.000																					

Batter	1	2	3	4	5	6	7	8	9	AB	R	H	RBI	BB	SO	LOB	BOTTOM												
11 Jimmy Rollins, S (1,6) OBP: 0.330, SLG: 0.373	P5		G6-3		K2-3			1B		4	0	1	0	0	1	0	Boston Red Sox @ Philadelphia Phillies Citizens Bank Park, Philadelphia, PA Wed Jun 29 2011, 7:12 PM - 9:34 PM EDT Att: 45,612 - Partly Cloudy - 81 F livebaseballscorecards.com												
27 Plácido Polanco, R (1,5) OBP: 0.340, SLG: 0.364	1B		G6-3		G6-3			G6-3		4	0	1	0	0	0	1													
26 Chase Utley, L (1,4) OBP: 0.385, SLG: 0.456	1B		G4-3				BB	3B		3	0	2	0	1	0	0													
6 Ryan Howard, L (1,3) OBP: 0.350, SLG: 0.476	G6-3				K		K	F8		4	0	0	0	0	2	4													
8 Shane Victorino, S (1,8) OBP: 0.357, SLG: 0.508			2B		F7			G4-3		3	1	1	0	0	0	1													
29 Raul Ibanez, L (1,7) OBP: 0.289, SLG: 0.399			1B					HR		3	1	3	2	0	0	0													
9 Domonic Brown, L (1,9) OBP: 0.294, SLG: 0.411			K		G3			K		3	0	0	0	0	2	2													
23 Brian Schneider, L (1,2) OBP: 0.194, SLG: 0.288								G6-3		3	0	0	0	0	0	1													
40 Michael Stutes, R (8,1)								L4		0	0	0	0	0	0	0													
37 Antonio Bastardo, R (9,1)								F8		0	0	0	0	0	0	0													
49 Vance Worley, R (1,1) ERA: 8.81	7.2 L 30 8 2 2 5 1 0 0 0 0 0 0 65 90 2.35 1.174																												
51 Carlos Ruiz, R (7,PH) OBP: 0.353, SLG: 0.339	0.1	1	0	0	0	0	0	0	0	2	3	0.00	0.000																
Inning Stats	R: 0 H: 2 E: 0 K: 0 S: 10	H: 2 LOB: 1 BB: 0 P: 15	R: 1 H: 2 E: 0 K: 1 S: 9	H: 2 LOB: 1 BB: 0 P: 12	R: 0 H: 0 E: 0 K: 0 S: 8	H: 0 LOB: 0 BB: 0 P: 10	R: 0 H: 1 E: 0 K: 1 S: 10	H: 1 LOB: 0 BB: 0 P: 13	R: 0 H: 0 E: 0 K: 1 S: 7	H: 0 LOB: 0 BB: 0 P: 7	R: 0 H: 0 E: 0 K: 1 S: 9	H: 0 LOB: 1 BB: 1 P: 20	R: 1 H: 1 E: 0 K: 1 S: 9	H: 1 LOB: 0 BB: 0 P: 10	R: 0 H: 2 E: 0 K: 0 S: 5	H: 2 LOB: 1 BB: 0 P: 6	1B: 4 2B: 2 3B: 1 HR: 1	SF: 0 SAC: 0 DP: 2 HBP: 0	WP: 0 PB: 0 SB: 2 CS: 0	PA: 31									
PITCHER	IP WLS BF H R ER SO BB IBB HBP BLK WP HR S P ERA WHIP																												
41 John Lackey, R (1,1) ERA: 8.81	7.2 L 30 8 2 2 5 1 0 0 0 0 0 0 65 90 2.35 1.174																												
46 Franklin Morales, L (8,1) ERA: 3.93	0.1	1	0	0	0	0	0	0	0	2	3	0.00	0.000																



Batter	1	2	3	4	5	6	7	8	9	AB	R	H	RBI	BB	SO	LOB	TOP							
11 Jimmy Rollins, S OBP: 0.325, SLG: 0.364										4	0	0	0	1	0	3								
27 Placido Polanco, R OBP: 0.337, SLG: 0.358										4	1	0	0	1	1	2								
26 Chase Utley, L OBP: 0.389, SLG: 0.459										4	2	2	0	0	0	1								
6 Ryan Howard, L OBP: 0.352, SLG: 0.484										5	1	1	2	0	1	3								
8 Shane Victorino, S OBP: 0.367, SLG: 0.515										4	2	3	2	1	0	1								
10 Ben Francisco, R OBP: 0.338, SLG: 0.364										4	0	2	2	0	1	4								
9 Domonic Brown, L OBP: 0.298, SLG: 0.414										4	1	1	0	1	0	3								
51 Carlos Ruiz, R OBP: 0.345, SLG: 0.330										5	0	1	1	0	0	6								
21 Wilson Valtéz, R OBP: 0.284, SLG: 0.302										2	0	0	0	1	0	1								
7 Ross Gload, L OBP: 0.321, SLG: 0.346										1	0	0	0	0	0	0								
7 Michael Martínez, S OBP: 0.221, SLG: 0.234										0	0	0	0	0	0	0								
Inning Stats	R: 0 E: 0 K: 0 S: 10	H: 0 LOB: 1 BB: 1 P: 19	R: 1 E: 0 K: 0 S: 15	H: 2 LOB: 2 BB: 1 P: 23	R: 1 E: 0 K: 2 S: 15	H: 1 LOB: 3 BB: 1 P: 25	R: 0 E: 0 K: 0 S: 6	H: 0 LOB: 0 BB: 0 P: 10	R: 0 E: 0 K: 1 S: 7	H: 1 LOB: 1 BB: 1 P: 14	R: 1 E: 0 K: 0 S: 9	H: 2 LOB: 1 BB: 0 P: 13	R: 2 E: 1 K: 0 S: 12	H: 1 LOB: 0 BB: 0 P: 19	R: 0 E: 0 K: 0 S: 7	H: 0 LOB: 0 BB: 0 P: 10	R: 2 E: 0 K: 0 S: 21	H: 3 LOB: 2 BB: 1 P: 31	1B: 5 2B: 4 3B: 1 HR: 0	SF: 1 SAC: 0 DP: 1 HBP: 1	WP: 0 PB: 0 SB: 2 CS: 0	PA: 44		
PITCHER	IP WLS BF H R ER SO BB IBB HBP BLK WP HR S P ERA WHIP	IP WLS BF H R ER SO BB IBB HBP BLK WP HR S P ERA WHIP	IP WLS BF H R ER SO BB IBB HBP BLK WP HR S P ERA WHIP	IP WLS BF H R ER SO BB IBB HBP BLK WP HR S P ERA WHIP	IP WLS BF H R ER SO BB IBB HBP BLK WP HR S P ERA WHIP	IP WLS BF H R ER SO BB IBB HBP BLK WP HR S P ERA WHIP	IP WLS BF H R ER SO BB IBB HBP BLK WP HR S P ERA WHIP	IP WLS BF H R ER SO BB IBB HBP BLK WP HR S P ERA WHIP	IP WLS BF H R ER SO BB IBB HBP BLK WP HR S P ERA WHIP	IP WLS BF H R ER SO BB IBB HBP BLK WP HR S P ERA WHIP	IP WLS BF H R ER SO BB IBB HBP BLK WP HR S P ERA WHIP	IP WLS BF H R ER SO BB IBB HBP BLK WP HR S P ERA WHIP	IP WLS BF H R ER SO BB IBB HBP BLK WP HR S P ERA WHIP	IP WLS BF H R ER SO BB IBB HBP BLK WP HR S P ERA WHIP	IP WLS BF H R ER SO BB IBB HBP BLK WP HR S P ERA WHIP	IP WLS BF H R ER SO BB IBB HBP BLK WP HR S P ERA WHIP	IP WLS BF H R ER SO BB IBB HBP BLK WP HR S P ERA WHIP	IP WLS BF H R ER SO BB IBB HBP BLK WP HR S P ERA WHIP	IP WLS BF H R ER SO BB IBB HBP BLK WP HR S P ERA WHIP	IP WLS BF H R ER SO BB IBB HBP BLK WP HR S P ERA WHIP	IP WLS BF H R ER SO BB IBB HBP BLK WP HR S P ERA WHIP	IP WLS BF H R ER SO BB IBB HBP BLK WP HR S P ERA WHIP	IP WLS BF H R ER SO BB IBB HBP BLK WP HR S P ERA WHIP	IP WLS BF H R ER SO BB IBB HBP BLK WP HR S P ERA WHIP

Philadelphia Phillies @ Toronto Blue Jays
Rogers Centre, Toronto, ON
Fri Jul 01 2011, 1:18 PM - 4:18 PM EDT
Att: 45,512 - Partly Cloudy - 68 F

AB 37
R 7
H 10
RBI 7
BB 5
SO 3
LOB 24

Batter	1	2	3	4	5	6	7	8	9	AB	R	H	RBI	BB	SO	LOB	BOTTOM								
5 Yunel Escobar, R OBP: 0.363, SLG: 0.440										0	0	0	0	0	0	0									
2 Aaron Hill, R OBP: 0.285, SLG: 0.337										4	3	2	0	0	1	1									
14 Eric Thames, L OBP: 0.356, SLG: 0.529										4	1	2	2	0	1	2									
19 José Bautista, R OBP: 0.473, SLG: 0.674										3	2	2	2	1	0	1									
26 Adam Lind, L OBP: 0.355, SLG: 0.559										4	0	0	0	0	0	4									
10 Edwin Encarnación, R OBP: 0.283, SLG: 0.406										4	0	1	2	0	2	1									
20 Juan Rivera, R OBP: 0.310, SLG: 0.365										3	0	0	0	0	0	2									
9 J.P. Arencibia, R OBP: 0.280, SLG: 0.451										4	0	0	0	0	1	1									
11 Rajai Davis, R OBP: 0.255, SLG: 0.336										4	0	0	0	0	1	2									
6 John McDonald, R OBP: 0.248, SLG: 0.296										4	0	1	0	0	0	0									
Inning Stats	R: 2 E: 0 K: 0 S: 8	H: 2 LOB: 2 BB: 0 P: 11	R: 0 E: 1 K: 0 S: 13	H: 1 LOB: 0 BB: 0 P: 19	R: 0 E: 0 K: 0 S: 4	H: 1 LOB: 0 BB: 0 P: 6	R: 0 E: 0 K: 1 S: 6	H: 0 LOB: 1 BB: 0 P: 9	R: 2 E: 0 K: 2 S: 11	H: 2 LOB: 1 BB: 1 P: 24	R: 0 E: 0 K: 2 S: 11	H: 0 LOB: 0 BB: 0 P: 14	R: 2 E: 0 K: 1 S: 8	H: 2 LOB: 0 BB: 0 P: 10	R: 0 E: 0 K: 0 S: 6	H: 0 LOB: 0 BB: 0 P: 10	R: 0 E: 0 K: 1 S: 12	H: 0 LOB: 0 BB: 0 P: 18	1B: 4 2B: 2 3B: 0 HR: 2	SF: 0 SAC: 0 DP: 2 HBP: 2	WP: 0 PB: 0 SB: 0 CS: 0	PA: 37			
PITCHER	IP WLS BF H R ER SO BB IBB HBP BLK WP HR S P ERA WHIP	IP WLS BF H R ER SO BB IBB HBP BLK WP HR S P ERA WHIP	IP WLS BF H R ER SO BB IBB HBP BLK WP HR S P ERA WHIP	IP WLS BF H R ER SO BB IBB HBP BLK WP HR S P ERA WHIP	IP WLS BF H R ER SO BB IBB HBP BLK WP HR S P ERA WHIP	IP WLS BF H R ER SO BB IBB HBP BLK WP HR S P ERA WHIP	IP WLS BF H R ER SO BB IBB HBP BLK WP HR S P ERA WHIP	IP WLS BF H R ER SO BB IBB HBP BLK WP HR S P ERA WHIP	IP WLS BF H R ER SO BB IBB HBP BLK WP HR S P ERA WHIP	IP WLS BF H R ER SO BB IBB HBP BLK WP HR S P ERA WHIP	IP WLS BF H R ER SO BB IBB HBP BLK WP HR S P ERA WHIP	IP WLS BF H R ER SO BB IBB HBP BLK WP HR S P ERA WHIP	IP WLS BF H R ER SO BB IBB HBP BLK WP HR S P ERA WHIP	IP WLS BF H R ER SO BB IBB HBP BLK WP HR S P ERA WHIP	IP WLS BF H R ER SO BB IBB HBP BLK WP HR S P ERA WHIP	IP WLS BF H R ER SO BB IBB HBP BLK WP HR S P ERA WHIP	IP WLS BF H R ER SO BB IBB HBP BLK WP HR S P ERA WHIP	IP WLS BF H R ER SO BB IBB HBP BLK WP HR S P ERA WHIP	IP WLS BF H R ER SO BB IBB HBP BLK WP HR S P ERA WHIP	IP WLS BF H R ER SO BB IBB HBP BLK WP HR S P ERA WHIP	IP WLS BF H R ER SO BB IBB HBP BLK WP HR S P ERA WHIP	IP WLS BF H R ER SO BB IBB HBP BLK WP HR S P ERA WHIP	IP WLS BF H R ER SO BB IBB HBP BLK WP HR S P ERA WHIP	IP WLS BF H R ER SO BB IBB HBP BLK WP HR S P ERA WHIP	IP WLS BF H R ER SO BB IBB HBP BLK WP HR S P ERA WHIP

Philadelphia Phillies @ Toronto Blue Jays
Rogers Centre, Toronto, ON
Fri Jul 01 2011, 1:18 PM - 4:18 PM EDT
Att: 45,512 - Partly Cloudy - 68 F

AB 34
R 6
H 8
RBI 6
BB 1
SO 6
LOB 14

Batter	1	2	3	4	5	6	7	8	9	AB	R	H	RBI	BB	SO	LOB	TOP								
11 Jimmy Rollins, S OBP: 0.329, SLG: 0.368										4	1	2	1	1	0	1									
27 Placido Polanco, R OBP: 0.335, SLG: 0.354										4	0	0	0	1	0	4									
26 Chase Utley, L OBP: 0.389, SLG: 0.476										4	2	1	2	1	1	3									
6 Ryan Howard, L OBP: 0.353, SLG: 0.481										4	0	1	1	1	1	3									
8 Shane Victorino, S OBP: 0.371, SLG: 0.515										4	0	2	1	1	0	2									
29 Raul Ibanez, L OBP: 0.280, SLG: 0.386										5	0	0	0	0	0	6									
9 Domic Brown, L OBP: 0.329, SLG: 0.408										4	0	1	0	0	1	1									
7 Ross Gload, L OBP: 0.316, SLG: 0.339										4	1	1	0	0	1	3									
51 Carlos Ruiz, R OBP: 0.348, SLG: 0.338										4	1	2	0	0	0	2									
Inning Stats	R: 1 H: 1 E: 0 K: 1 S: 10	H: 1 LOB: 2 BB: 2 P: 24	R: 0 H: 0 E: 0 K: 1 S: 7	H: 0 LOB: 0 BB: 0 P: 12	R: 0 H: 0 E: 0 K: 0 S: 8	H: 0 LOB: 0 BB: 0 P: 12	R: 0 H: 0 E: 0 K: 0 S: 6	H: 0 LOB: 0 BB: 0 P: 8	R: 1 H: 3 E: 0 K: 1 S: 14	H: 3 LOB: 3 BB: 1 P: 26	R: 0 H: 0 E: 0 K: 0 S: 7	H: 0 LOB: 1 BB: 1 P: 13	R: 2 H: 2 E: 0 K: 0 S: 10	H: 2 LOB: 0 BB: 0 P: 18	R: 0 H: 2 E: 0 K: 1 S: 12	H: 2 LOB: 2 BB: 0 P: 14	R: 1 H: 2 E: 0 K: 0 S: 17	H: 2 LOB: 2 BB: 1 P: 27	1B: 7 2B: 2 3B: 0 HR: 1	SF: 0 SAC: 0 DP: 0 HBP: 0	WP: 0 PB: 1 CS: 1	PA: 42			
PITCHER	IP WLS BF H R ER SO BB IBB HBP BLK WP HR S P ERA WHIP	6.2 29 5 3 3 3 3 1 0 0 0 0 58 106 4.05 1.200	1.0 L 6 3 1 1 1 0 0 0 0 0 0 1 13 18 9.00 3.000	0.1 1 0 0 0 0 0 0 0 0 0 0 3 3 0.00 0.000	0.2 5 2 1 1 0 1 0 0 0 0 0 0 14 21 13.50 4.500	0.1 1 0 0 0 0 0 0 0 0 0 0 0 3 6 0.00 0.000																			

Batter	1	2	3	4	5	6	7	8	9	AB	R	H	RBI	BB	SO	LOB	BOTTOM								
2 Aaron Hill, R OBP: 0.281, SLG: 0.332										4	0	0	0	0	1	2									
14 Eric Thames, L OBP: 0.342, SLG: 0.528										4	0	2	1	0	0	0									
19 José Bautista, R OBP: 0.471, SLG: 0.679										4	1	1	1	0	1	2									
26 Adam Lind, L OBP: 0.357, SLG: 0.556										3	0	1	0	1	0	0									
10 Edwin Encarnación, R OBP: 0.282, SLG: 0.403										4	0	1	0	0	1	3									
9 J.P. Arencibia, R OBP: 0.275, SLG: 0.443										4	0	0	0	0	2	1									
16 Corey Patterson, L OBP: 0.290, SLG: 0.394										4	1	1	0	0	1	1									
11 Rajai Davis, R OBP: 0.252, SLG: 0.332										3	0	0	0	0	2	1									
6 John McDonald, R OBP: 0.258, SLG: 0.305										3	1	2	1	0	0	0									
Inning Stats	R: 0 H: 1 E: 0 K: 2 S: 12	H: 1 LOB: 2 BB: 1 P: 21	R: 0 H: 0 E: 0 K: 0 S: 7	H: 0 LOB: 0 BB: 0 P: 9	R: 0 H: 0 E: 0 K: 0 S: 6	H: 0 LOB: 0 BB: 0 P: 7	R: 1 H: 2 E: 0 K: 0 S: 8	H: 2 LOB: 0 BB: 0 P: 13	R: 2 H: 3 E: 1 K: 1 S: 12	H: 3 LOB: 1 BB: 0 P: 15	R: 0 H: 0 E: 0 K: 1 S: 6	H: 0 LOB: 0 BB: 0 P: 6	R: 0 H: 1 E: 0 K: 3 S: 11	H: 1 LOB: 1 BB: 0 P: 15	R: 0 H: 0 E: 0 K: 0 S: 8	H: 0 LOB: 0 BB: 0 P: 14	R: 0 H: 1 E: 0 K: 1 S: 6	H: 1 LOB: 0 BB: 0 P: 10	1B: 7 2B: 0 3B: 0 HR: 1	SF: 0 SAC: 0 DP: 2 HBP: 0	WP: 0 PB: 0 CS: 0	PA: 34			
PITCHER	IP WLS BF H R ER SO BB IBB HBP BLK WP HR S P ERA WHIP	9.0 W 34 8 3 3 8 1 0 0 0 0 1 76 110 3.00 1.000																							

Philadelphia Phillies @ Toronto Blue Jays
Rogers Centre, Toronto, ON
Sat Jul 02 2011, 1:08 PM - 3:56 PM EDT
Att: 44,078 - Partly Cloudy - 68 F

AB	37
R	5
H	10
RBI	5
BB	5
SO	4
LOB	25



Philadelphia Phillies @ Toronto Blue Jays
Rogers Centre, Toronto, ON
Sat Jul 02 2011, 1:08 PM - 3:56 PM EDT
Att: 44,078 - Partly Cloudy - 68 F

AB	33
R	3
H	8
RBI	3
BB	1
SO	8
LOB	10



Batter	1	2	3	4	5	6	7	8	9	AB	R	H	RBI	BB	SO	LOB	TOP								
11 Jimmy Rollins, S (1, 6) OBP: 0.327, SLG: 0.366	F8				G6-3		G5-3		K	5	0	1	2	0	1	0	Philadelphia Phillies @ Toronto Blue Jays Rogers Centre, Toronto, ON Sun Jul 03 2011, 1:08 PM - 3:33 PM EDT Att: 26,204 - Sunny - 73 F								
27 Placido Polanco, R (1, 10) OBP: 0.331, SLG: 0.349	F8	F8			F8		G3			4	0	0	0	0	0	1									
26 Chase Utley, L (1, 4) OBP: 0.386, SLG: 0.469	G3				G4-3		F7			4	0	1	0	0	0	0									
6 Ryan Howard, L (1, 3) OBP: 0.351, SLG: 0.478		F8			P5				G6-3	4	0	1	0	0	0	0									
8 Shane Victorino, S (1, 8) OBP: 0.376, SLG: 0.524										3	1	2	0	1	0	2									
10 Ben Francisco, R (1, 7) OBP: 0.338, SLG: 0.364										3	1	1	1	0	0	1									
29 Raul Ibanez, L (8, PH) OBP: 0.283, SLG: 0.392										1	0	1	0	0	0	0									
9 Domonic Brown, L (1, 9) OBP: 0.295, SLG: 0.403										4	1	1	0	0	0	1									
51 Carlos Ruiz, R (1, 2) OBP: 0.355, SLG: 0.348										3	1	2	1	1	1	0									
21 Wilson Valdez, R (1, 5) OBP: 0.279, SLG: 0.296										3	0	0	0	0	0	4									
7 Ross Gload, L (8, PH) OBP: 0.310, SLG: 0.333										1	0	0	0	0	0	0									
Inning Stats	R: 0 E: 0 K: 0 S: 13	H: 0 LOB: 0 BB: 0 P: 18	R: 4 E: 0 K: 0 S: 18	H: 5 LOB: 1 BB: 0 P: 26	R: 0 E: 0 K: 0 S: 10	H: 0 LOB: 0 BB: 1 P: 15	R: 0 E: 0 K: 0 S: 7	H: 1 LOB: 0 BB: 0 P: 7	R: 0 E: 0 K: 0 S: 14	H: 2 LOB: 2 BB: 0 P: 24	R: 0 E: 0 K: 0 S: 11	H: 0 LOB: 1 BB: 1 P: 18	R: 0 E: 0 K: 0 S: 5	H: 0 LOB: 0 BB: 0 P: 9	R: 0 E: 0 K: 0 S: 7	H: 2 LOB: 1 BB: 0 P: 11	R: 0 E: 0 K: 2 S: 8	H: 0 LOB: 0 BB: 0 P: 13	1B: 6 2B: 4 3B: 0 HR: 0	SF: 0 SAC: 0 DP: 1 HBP: 0	WP: 0 PB: 0 SB: 0 CS: 1	PA: 37			
PITCHER	IP WLS BF H R ER SO BB IBB HBP BLK WP HR S P ERA WHIP	IP WLS BF H R ER SO BB IBB HBP BLK WP HR S P ERA WHIP	IP WLS BF H R ER SO BB IBB HBP BLK WP HR S P ERA WHIP	IP WLS BF H R ER SO BB IBB HBP BLK WP HR S P ERA WHIP	IP WLS BF H R ER SO BB IBB HBP BLK WP HR S P ERA WHIP	IP WLS BF H R ER SO BB IBB HBP BLK WP HR S P ERA WHIP	IP WLS BF H R ER SO BB IBB HBP BLK WP HR S P ERA WHIP	IP WLS BF H R ER SO BB IBB HBP BLK WP HR S P ERA WHIP	IP WLS BF H R ER SO BB IBB HBP BLK WP HR S P ERA WHIP	IP WLS BF H R ER SO BB IBB HBP BLK WP HR S P ERA WHIP	IP WLS BF H R ER SO BB IBB HBP BLK WP HR S P ERA WHIP	IP WLS BF H R ER SO BB IBB HBP BLK WP HR S P ERA WHIP	IP WLS BF H R ER SO BB IBB HBP BLK WP HR S P ERA WHIP	IP WLS BF H R ER SO BB IBB HBP BLK WP HR S P ERA WHIP	IP WLS BF H R ER SO BB IBB HBP BLK WP HR S P ERA WHIP	IP WLS BF H R ER SO BB IBB HBP BLK WP HR S P ERA WHIP	IP WLS BF H R ER SO BB IBB HBP BLK WP HR S P ERA WHIP	IP WLS BF H R ER SO BB IBB HBP BLK WP HR S P ERA WHIP	IP WLS BF H R ER SO BB IBB HBP BLK WP HR S P ERA WHIP	IP WLS BF H R ER SO BB IBB HBP BLK WP HR S P ERA WHIP	IP WLS BF H R ER SO BB IBB HBP BLK WP HR S P ERA WHIP	IP WLS BF H R ER SO BB IBB HBP BLK WP HR S P ERA WHIP	IP WLS BF H R ER SO BB IBB HBP BLK WP HR S P ERA WHIP	IP WLS BF H R ER SO BB IBB HBP BLK WP HR S P ERA WHIP	IP WLS BF H R ER SO BB IBB HBP BLK WP HR S P ERA WHIP

AB	35
R	4
H	10
RBI	4
BB	2
SO	2
LOB	9



Batter	1	2	3	4	5	6	7	8	9	AB	R	H	RBI	BB	SO	LOB	BOTTOM									
2 Aaron Hill, R (1, 4) OBP: 0.280, SLG: 0.331	E5									4	0	1	1	0	1	0	Philadelphia Phillies @ Toronto Blue Jays Rogers Centre, Toronto, ON Sun Jul 03 2011, 1:08 PM - 3:33 PM EDT Att: 26,204 - Sunny - 73 F									
14 Eric Thames, L (1, 9) OBP: 0.370, SLG: 0.566	F8									4	1	2	1	0	0	2										
19 José Bautista, R (1, 5) OBP: 0.471, SLG: 0.688	F9									4	2	2	1	0	1	2										
26 Adam Lind, L (1, 10) OBP: 0.359, SLG: 0.555	K									4	1	2	0	0	1	1										
20 Juan Rivera, R (1, 7) OBP: 0.305, SLG: 0.360										3	0	0	1	0	2	1										
16 Corey Patterson, L (8, 7) OBP: 0.290, SLG: 0.394										0	0	0	0	0	0	0										
10 Edwin Encarnación, R (1, 3) OBP: 0.281, SLG: 0.414										4	1	1	2	0	1	1										
9 J.P. Arencibia, R (1, 2) OBP: 0.271, SLG: 0.435										4	0	0	0	0	4	1										
11 Rajai Davis, R (1, 8) OBP: 0.260, SLG: 0.352										4	2	3	0	0	0	0										
6 John McDonald, R (1, 6) OBP: 0.250, SLG: 0.295										4	0	0	1	0	0	2										
Inning Stats	R: 0 E: 1 K: 1 S: 8	H: 0 LOB: 1 BB: 0 P: 8	R: 0 E: 0 K: 3 S: 11	H: 0 LOB: 0 BB: 0 P: 15	R: 1 E: 0 K: 2 S: 12	H: 2 LOB: 1 BB: 0 P: 14	R: 0 E: 0 K: 1 S: 7	H: 0 LOB: 0 BB: 0 P: 13	R: 1 E: 0 K: 1 S: 12	H: 2 LOB: 1 BB: 0 P: 18	R: 1 E: 0 K: 1 S: 11	H: 2 LOB: 1 BB: 0 P: 15	R: 0 E: 0 K: 0 S: 5	H: 0 LOB: 0 BB: 0 P: 6	R: 4 E: 0 K: 1 S: 16	H: 5 LOB: 1 BB: 0 P: 22	R: 0 E: 0 K: 1 S: 8	H: 0 LOB: 0 BB: 0 P: 13	1B: 6 2B: 1 3B: 1 HR: 3	SF: 1 SAC: 0 DP: 0 HBP: 0	WP: 0 PB: 0 SB: 3 CS: 0	PA: 36				
PITCHER	IP WLS BF H R ER SO BB IBB HBP BLK WP HR S P ERA WHIP	IP WLS BF H R ER SO BB IBB HBP BLK WP HR S P ERA WHIP	IP WLS BF H R ER SO BB IBB HBP BLK WP HR S P ERA WHIP	IP WLS BF H R ER SO BB IBB HBP BLK WP HR S P ERA WHIP	IP WLS BF H R ER SO BB IBB HBP BLK WP HR S P ERA WHIP	IP WLS BF H R ER SO BB IBB HBP BLK WP HR S P ERA WHIP	IP WLS BF H R ER SO BB IBB HBP BLK WP HR S P ERA WHIP	IP WLS BF H R ER SO BB IBB HBP BLK WP HR S P ERA WHIP	IP WLS BF H R ER SO BB IBB HBP BLK WP HR S P ERA WHIP	IP WLS BF H R ER SO BB IBB HBP BLK WP HR S P ERA WHIP	IP WLS BF H R ER SO BB IBB HBP BLK WP HR S P ERA WHIP	IP WLS BF H R ER SO BB IBB HBP BLK WP HR S P ERA WHIP	IP WLS BF H R ER SO BB IBB HBP BLK WP HR S P ERA WHIP	IP WLS BF H R ER SO BB IBB HBP BLK WP HR S P ERA WHIP	IP WLS BF H R ER SO BB IBB HBP BLK WP HR S P ERA WHIP	IP WLS BF H R ER SO BB IBB HBP BLK WP HR S P ERA WHIP	IP WLS BF H R ER SO BB IBB HBP BLK WP HR S P ERA WHIP	IP WLS BF H R ER SO BB IBB HBP BLK WP HR S P ERA WHIP	IP WLS BF H R ER SO BB IBB HBP BLK WP HR S P ERA WHIP	IP WLS BF H R ER SO BB IBB HBP BLK WP HR S P ERA WHIP	IP WLS BF H R ER SO BB IBB HBP BLK WP HR S P ERA WHIP	IP WLS BF H R ER SO BB IBB HBP BLK WP HR S P ERA WHIP	IP WLS BF H R ER SO BB IBB HBP BLK WP HR S P ERA WHIP	IP WLS BF H R ER SO BB IBB HBP BLK WP HR S P ERA WHIP	IP WLS BF H R ER SO BB IBB HBP BLK WP HR S P ERA WHIP	IP WLS BF H R ER SO BB IBB HBP BLK WP HR S P ERA WHIP



Batter	1	2	3	4	5	6	7	8	9	AB	R	H	RBI	BB	SO	LOB	TOP		
11 Jimmy Rollins, S OBP: 0.326, SLG: 0.364	F7		FC1-6		G6-3		FC4-6			4	0	1	0	0	0	2	Philadelphia Phillies @ Florida Marlins Sun Life Stadium, Miami, FL Mon Jul 04 2011, 6:12 PM - 9:00 PM EDT Att: 27,103 - Partly Cloudy - 87 F		
27 Placido Polanco, R OBP: 0.331, SLG: 0.346	K		FC1-6		L3		G4-3			3	0	0	0	1	1	2			
26 Chase Utley, L OBP: 0.382, SLG: 0.463	1B		FC1-6				G3		K	4	0	1	0	0	1	2			
6 Ryan Howard, L OBP: 0.348, SLG: 0.472	G3		K				G4-3		L4-3	4	0	0	0	0	1	3			
29 Raul Ibanez, L OBP: 0.279, SLG: 0.386	P4		K				G3-1		K	4	0	0	0	0	2	0			
9 Domico Brown, L OBP: 0.308, SLG: 0.409	G3-1		G3-1				BB		SH3	3	1	2	0	1	0	0			
23 Brian Schneider, L OBP: 0.215, SLG: 0.295	1B		1B				1B		SH3	2	0	1	0	1	0	1			
51 Carlos Ruiz, R OBP: 0.355, SLG: 0.348	P4		1B				BB		SH3	0	0	0	0	0	0	0			
7 Michael Martinez, S OBP: 0.222, SLG: 0.235	FC5-4		G1-3				1B		F9	4	0	1	1	0	0	3			
49 Vance Worley, R OBP: 0.133, SLG: 0.133	G6-4-3		G6-4-3				K		F7	3	0	0	0	0	1	2			
40 Michael Stutes, R OBP: 0.336, SLG: 0.364										0	0	0	0	0	0	0			
10 Ben Francisco, R OBP: 0.336, SLG: 0.364										0	0	0	0	0	0	0			
7 Ross Gload, L OBP: 0.305, SLG: 0.328										1	0	0	0	0	0	1			
37 Antonio Bastardo, R OBP: 0.305, SLG: 0.328										0	0	0	0	0	0	0			
Inning Stats	R: 0 H: 1 E: 0 K: 1 S: 10	H: 1 LOB: 1 BB: 0 P: 14	R: 0 H: 1 E: 0 K: 0 S: 8	H: 1 LOB: 1 BB: 0 P: 11	R: 0 H: 1 E: 0 K: 1 S: 11	H: 1 LOB: 2 BB: 1 P: 19	R: 0 H: 0 E: 0 K: 0 S: 7	H: 0 LOB: 0 BB: 0 P: 10	R: 0 H: 0 E: 0 K: 0 S: 8	H: 0 LOB: 0 BB: 0 P: 13	R: 1 H: 2 E: 0 K: 1 S: 15	H: 2 LOB: 2 BB: 1 P: 22	R: 0 H: 0 E: 0 K: 2 S: 9	H: 0 LOB: 0 BB: 0 P: 15	R: 0 H: 0 E: 0 K: 0 S: 8	H: 0 LOB: 1 BB: 1 P: 14	1B: 6 2B: 0 3B: 0 HR: 0	SF: 0 SAC: 1 DP: 0 HBP: 0	WP: 0 PA: 36 PB: 0 SB: 1 CS: 0
PITCHER	IP WLS BF H R ER SO BB IBB HBP BLK WP HR S P ERA WHIP	7.0 L 29 6 1 1 4 2 0 0 0 0 0 70 104 1.29 1.143	1.0 3 0 0 0 2 0 0 0 0 0 9 15 0.00 0.000	0.2 3 0 0 0 0 0 0 0 0 0 6 12 0.00 1.500	0.1 1 0 0 0 0 0 0 0 0 0 2 2 0.00 0.000	PITCHER										IP WLS BF H R ER SO BB IBB HBP BLK WP HR S P ERA WHIP			

Batter	1	2	3	4	5	6	7	8	9	AB	R	H	RBI	BB	SO	LOB	BOTTOM				
1 Emilio Bonifacio, S OBP: 0.336, SLG: 0.369	K		1B		G3-1				K	3	0	1	0	0	1	1	Philadelphia Phillies @ Florida Marlins Sun Life Stadium, Miami, FL Mon Jul 04 2011, 6:12 PM - 9:00 PM EDT Att: 27,103 - Partly Cloudy - 87 F				
29 Greg Dobbs, S OBP: 0.344, SLG: 0.391	K		1B		G3-1				K	1	0	0	0	0	1	0					
13 Omar Infante, R OBP: 0.295, SLG: 0.308	G1-3		G5-3				F8		F9	4	0	0	0	0	0	1					
15 Gaby Sanchez, R OBP: 0.371, SLG: 0.475	F7						K		K	2	0	0	0	2	1	0					
2 Hanley Ramirez, R OBP: 0.320, SLG: 0.354	1B		1B				F8		K	4	0	1	0	0	2	2					
20 Logan Morrison, L OBP: 0.342, SLG: 0.477	P5						G3		F9	4	0	0	0	0	1	3					
27 Giancarlo Stanton, R OBP: 0.323, SLG: 0.502	FC5-4		F8				K		F9	3	0	0	0	0	1	2					
11 Bryan Petersen, L OBP: 0.188, SLG: 0.200	F7						G6-3			3	0	0	0	0	0	1					
14 John Buck, R OBP: 0.292, SLG: 0.356									F7	2	0	0	0	1	1	0					
9 Brett Hayes, R OBP: 0.322, SLG: 0.509									G4-3	0	0	0	0	0	0	0					
47 Ricky Nolasco, R OBP: 0.207, SLG: 0.120										1	0	0	0	0	0	0					
38 Randy Choate, L OBP: 0.200, SLG: 0.184										0	0	0	0	0	0	0					
40 Mike Dunn, L OBP: 0.200, SLG: 0.184										1	0	0	0	0	0	0					
34 Edward Mujica, R OBP: 0.200, SLG: 0.184										0	0	0	0	0	0	0					
Inning Stats	R: 0 H: 0 E: 0 K: 1 S: 9	H: 0 LOB: 0 BB: 0 P: 11	R: 0 H: 1 E: 0 K: 0 S: 11	H: 1 LOB: 1 BB: 0 P: 17	R: 0 H: 1 E: 0 K: 1 S: 13	H: 1 LOB: 1 BB: 0 P: 18	R: 0 H: 0 E: 0 K: 2 S: 11	H: 0 LOB: 1 BB: 1 P: 18	R: 0 H: 0 E: 0 K: 0 S: 6	H: 0 LOB: 0 BB: 1 P: 12	R: 0 H: 0 E: 0 K: 1 S: 7	H: 0 LOB: 0 BB: 0 P: 13	R: 0 H: 0 E: 0 K: 1 S: 8	H: 0 LOB: 0 BB: 0 P: 11	R: 0 H: 0 E: 0 K: 1 S: 5	H: 0 LOB: 0 BB: 0 P: 9	R: 0 H: 0 E: 0 K: 1 S: 13	H: 0 LOB: 1 BB: 1 P: 19	1B: 2 2B: 0 3B: 0 HR: 0	SF: 0 SAC: 1 DP: 0 HBP: 0	WP: 0 PA: 32 PB: 0 SB: 2 CS: 0
PITCHER	IP WLS BF H R ER SO BB IBB HBP BLK WP HR S P ERA WHIP	7.0 W 25 2 0 0 0 2 0 0 0 0 0 5 9 0.00 0.000	1.0 H 3 0 0 0 1 0 0 0 0 0 5 9 0.00 0.000	1.0 S 4 0 0 0 1 0 0 0 0 0 13 19 0.00 1.000	PITCHER										IP WLS BF H R ER SO BB IBB HBP BLK WP HR S P ERA WHIP						

Batter	1	2	3	4	5	6	7	8	9	AB R H RBI BB SO LOB	TOP											
11 Jimmy Rollins, S OBP: 0.334, SLG: 0.374	L7		26 1B 29 1B	7 FC6-4 1B		7 G4-3 6 1B	7 WP 1B		7 3B IBB	5 3 4 0 1 0 0	Philadelphia Phillies @ Florida Marlins Sun Life Stadium, Miami, FL Tue Jul 05 2011, 7:11 PM - 10:16 PM EDT Att: 17,333 - Partly Cloudy - 84 F											
7 Michael Martinez, S OBP: 0.218, SLG: 0.257	K		K	FC6-4 26 G4-3 6 HR		G4-3	G3-1		6 2B 3B	6 2 1 3 0 2 5												
26 Chase Utley, L OBP: 0.379, SLG: 0.457 15 John Mayberry Jr., R OBP: 0.319, SLG: 0.362	F8		6 1BB 29 1B	G4-3		K		29 G6-3 6 1B	K	4 1 1 0 0 1 2 1 0 0 0 1 1 1												
6 Ryan Howard, L OBP: 0.355, SLG: 0.489	K		51 1B 29 1B 9 1B	HR		29 BB 1B		29 G6-3 1B	29 HR 2B	5 3 4 4 1 1 0												
29 Raul Ibanez, L OBP: 0.286, SLG: 0.400	FC4-6 9 1B 51 HBP		9 1B 51 1B 21 1B	G5-3		3-H 1B		G6-3	2-H HR	5 2 3 4 1 0 2												
51 Carlos Ruiz, R OBP: 0.354, SLG: 0.345	FC4-6 9 HBP		9 1B 21 1B	K		K		G6-3	G5-3	5 1 1 0 0 2 3												
9 Dominic Brown, L OBP: 0.318, SLG: 0.412	FC4-6		21 1B BB	K		F7			10 2B 7 3B	4 1 2 1 1 0 2												
21 Wilson Valdez, R OBP: 0.277, SLG: 0.293	G4-3		G4-3	FC4-6		F9			L8	5 0 1 2 0 0 4												
35 Cole Hamels, L OBP: 0.244, SLG: 0.256 10 Ben Francisco, R OBP: 0.340, SLG: 0.372 47 Scott Mathieson, R ERA: 4.03	G1-3		G1-3	K		K			7 3B 2B	3 0 0 0 1 2 3 1 1 1 0 0 0 0 0 0 0 0 0 0 0												
Inning Stats	R: 0 E: 0 K: 1 S: 9	H: 0 LOB: 0 BB: 0 P: 10	R: 0 E: 0 K: 1 S: 12	H: 1 LOB: 2 BB: 0 P: 16	R: 5 E: 0 K: 2 S: 20	H: 6 LOB: 2 BB: 1 P: 38	R: 2 E: 0 K: 0 S: 9	H: 2 LOB: 0 BB: 1 P: 12	R: 0 E: 0 K: 2 S: 10	H: 0 LOB: 1 BB: 1 P: 17		R: 1 E: 0 K: 2 S: 19	H: 2 LOB: 2 BB: 1 P: 30	R: 0 E: 0 K: 0 S: 14	H: 1 LOB: 2 BB: 1 P: 24	R: 0 E: 0 K: 0 S: 10	H: 1 LOB: 1 BB: 1 P: 14	R: 6 E: 0 K: 1 S: 25	H: 5 LOB: 0 BB: 1 P: 40	1B: 12 2B: 3 3B: 1 HR: 2	SF: 0 SAC: 0 DP: 1 HBP: 1	WP: 1 PB: 0 SB: 0 CS: 0
PITCHER	IP WLS BF H R ER SO BB IBB HBP BLK WP HR S P ERA WHIP											IP WLS BF H R ER SO BB IBB HBP BLK WP HR S P ERA WHIP										
41 Chris Volstad, R ERA: 5.46	4.0 L 23 9 7 7 4 0 1 1 0 0 1 50 76 15.75 2.250																					
50 Jose Ceda, R ERA: 12.46	2.0 10 2 1 1 4 2 0 0 0 0 0 29 47 4.50 2.000																					
44 Brian Sanchez, R ERA: 4.03	3.0 18 7 6 6 1 2 1 0 0 1 1 49 78 18.00 3.000																					

AB	44
R	14
H	18
RBI	14
BB	6
SO	9
LOB	22



Batter	1	2	3	4	5	6	7	8	9	AB R H RBI BB SO LOB	BOTTOM											
1 Emilio Bonifacio, S OBP: 0.333, SLG: 0.366	G5-3		G1-3	FC6-4			E5 1B		K	5 0 1 0 0 1 3	Philadelphia Phillies @ Florida Marlins Sun Life Stadium, Miami, FL Tue Jul 05 2011, 7:11 PM - 10:16 PM EDT Att: 17,333 - Partly Cloudy - 84 F											
13 Omar Infante, R OBP: 0.297, SLG: 0.307	G4-3		1B			G6-3	G4-3		HBP	4 0 1 0 0 0 1												
15 Gaby Sanchez, R OBP: 0.368, SLG: 0.474	2B		F7			G4-3		P3	P6	5 0 1 0 0 0 4												
2 Hanley Ramirez, R OBP: 0.323, SLG: 0.357	BB		K			L8		20 P4 2B		3 0 1 0 1 1 1												
20 Logan Morrison, L OBP: 0.337, SLG: 0.469	G3-1		G3-1			K		P4	K	4 0 0 0 0 1 3												
27 Giancarlo Stanton, R OBP: 0.325, SLG: 0.509	1B		14 HR 3B			G6-3			K	4 1 2 0 0 1 1												
14 John Buck, R OBP: 0.293, SLG: 0.367 44 Brian Sanchez, R OBP: 0.200, SLG: 0.200 29 Greg Dobbs, L OBP: 0.347, SLG: 0.394	P4		HR			K			11 2B 1B	3 1 1 2 0 1 1 0 0 0 0 0 0 0 1 0 1 0 0 0 0												
11 Bryan Petersen, L OBP: 0.250, SLG: 0.316	L8		FC6-4 1B			G3-1			1B	4 0 2 0 0 0 1												
41 Chris Volstad, R ERA: 2.4 10 Dewayne Wise, L OBP: 0.195, SLG: 0.179 50 Jose Ceda, R ERA: 4.03 9 Brett Hayes, R OBP: 0.311, SLG: 0.491	K		F8			G5-3			K	1 0 0 0 0 1 1 1 0 0 0 0 0 1 0 0 0 0 0 0 0 2 0 0 0 0 1 2												
Inning Stats	R: 0 E: 0 K: 0 S: 10	H: 1 LOB: 2 BB: 1 P: 20	R: 0 E: 0 K: 1 S: 8	H: 1 LOB: 1 BB: 0 P: 11	R: 0 E: 0 K: 1 S: 10	H: 1 LOB: 1 BB: 0 P: 13	R: 2 E: 0 K: 0 S: 11	H: 3 LOB: 1 BB: 0 P: 17	R: 0 E: 0 K: 0 S: 7	H: 0 LOB: 0 BB: 0 P: 10		R: 0 E: 0 K: 2 S: 10	H: 0 LOB: 0 BB: 0 P: 14	R: 0 E: 0 K: 0 S: 11	H: 1 LOB: 1 BB: 0 P: 14	R: 0 E: 0 K: 1 S: 10	H: 1 LOB: 1 BB: 0 P: 14	R: 0 E: 0 K: 2 S: 12	H: 2 LOB: 3 BB: 0 P: 22	1B: 5 2B: 3 3B: 1 HR: 1	SF: 0 SAC: 0 DP: 0 HBP: 1	WP: 0 PB: 0 SB: 0 CS: 0
PITCHER	IP WLS BF H R ER SO BB IBB HBP BLK WP HR S P ERA WHIP											IP WLS BF H R ER SO BB IBB HBP BLK WP HR S P ERA WHIP										
35 Cole Hamels, L ERA: 2.4	8.0 W 33 8 2 2 2 1 0 0 0 0 0 77 113 2.25 1.125																					
47 Scott Mathieson, R ERA: 4.03	1.0 6 2 0 0 2 0 0 0 1 0 0 0 12 22 0.00 2.000																					

AB	37
R	2
H	10
RBI	2
BB	1
SO	7
LOB	19



Batter	1	2	3	4	5	6	7	8	9	10	AB	R	H	RBI	BB	SO	LOB	TOP		
11 Jimmy Rollins, S OBP: 0.338, SLG: 0.384			G3			P4					4	1	2	1	1	0	0			
7 Michael Martinez, S OBP: 0.229, SLG: 0.247			G3-1				G6-3				3	0	0	0	2	1	1			
26 Chase Utley, L OBP: 0.380, SLG: 0.462							G6-3				5	1	2	0	0	0	3			
6 Ryan Howard, L OBP: 0.356, SLG: 0.486											4	1	1	0	1	1	1			
29 Raul Ibanez, L OBP: 0.285, SLG: 0.400		G4-3			G3-6-3		G4-3				5	0	1	2	0	0	1			
51 Carlos Ruiz, R OBP: 0.351, SLG: 0.338		L8			G6-3		G4-3				4	0	0	0	0	0	0			
9 Domico Brown, L OBP: 0.322, SLG: 0.410				K				G4-3			3	1	1	0	1	2				
15 John Mayberry Jr., R OBP: 0.325, SLG: 0.422			K		K				G4-3		4	2	2	3	0	1	0			
38 Kyle Kendrick, R OBP: 0.167, SLG: 0.191		K		K		L7					2	0	0	0	0	2	0			
21 Wilson Valdez, A OBP: 0.192, SLG: 0.266											0	0	0	0	0	0	0			
57 David Herndon, R OBP: 0.192, SLG: 0.266											0	0	0	0	0	0	0			
48 Drew Carpenter, R OBP: 0.192, SLG: 0.266											0	0	0	0	0	0	0			
40 Michael Stutes, R OBP: 0.192, SLG: 0.266											0	0	0	0	0	0	0			
7 Ross Gload, L OBP: 0.192, SLG: 0.266											0	0	0	0	0	0	0			
55 Danys Baez, R OBP: 0.192, SLG: 0.266											0	0	0	0	0	0	0			
Inning Stats	R: 0 E: 0 K: 2 S: 11	H: 2 LOB: 1 BB: 0 P: 16	R: 2 E: 0 K: 1 S: 8	H: 1 LOB: 0 BB: 13	R: 2 E: 0 K: 1 S: 19	H: 2 LOB: 2 BB: 1 P: 34	R: 1 E: 0 K: 0 S: 15	H: 1 LOB: 1 BB: 1 P: 23	R: 0 E: 0 K: 0 S: 7	H: 0 LOB: 0 BB: 0 P: 12	R: 0 E: 0 K: 0 S: 6	H: 0 LOB: 2 BB: 0 P: 8	R: 0 E: 0 K: 0 S: 7	H: 0 LOB: 2 BB: 10 P: 19	R: 0 E: 0 K: 0 S: 7	H: 0 LOB: 0 BB: 0 P: 10	1B: 4 2B: 2 3B: 0 HR: 3	SF: 0 SAC: 0 DP: 1 HBP: 1	WP: 0 PA: 42	
PITCHER	IP WLS BF H R ER SO	IP WLS BF H R ER SO	IP WLS BF H R ER SO	IP WLS BF H R ER SO	IP WLS BF H R ER SO	IP WLS BF H R ER SO	IP WLS BF H R ER SO	IP WLS BF H R ER SO	IP WLS BF H R ER SO	IP WLS BF H R ER SO	IP WLS BF H R ER SO	IP WLS BF H R ER SO	IP WLS BF H R ER SO	IP WLS BF H R ER SO	IP WLS BF H R ER SO	IP WLS BF H R ER SO	ERA WHIP	ERA WHIP		
19 Anibal Sanchez, R ERA: 3.58	4.0	21	6	5	5	6	2	1	0	0	0	0	0	0	0	0	11.25	2.000		
40 Mike Dunn, L ERA: 3.93	2.0	7	3	1	1	0	0	0	0	0	0	0	0	0	0	1	19	28	4.50	1.500
38 Randy Choate, L ERA: 1.04	1.1	4	0	0	0	0	0	0	0	0	0	0	0	0	0	0	8	13	0.00	0.000
31 Steve Cishek, R ERA: 2.18	0.2	2	0	0	0	0	0	0	0	0	0	0	0	0	0	0	5	7	0.00	0.000
46 Juan Carlos Oviedo, R ERA: 3.69	1.0	5	0	0	0	0	2	0	0	0	0	0	0	0	0	0	10	19	0.00	2.000

Philadelphia Phillies @ Florida Marlins
Sun Life Stadium, Miami, FL
Wed Jul 06 2011, 7:11 PM - 10:32 PM EDT
Att: 16,123 - Cloudy - 81 F

AB 36
R 6
H 9
RBI 6
BB 5
SO 6
LOB 8



Batter	1	2	3	4	5	6	7	8	9	10	AB	R	H	RBI	BB	SO	LOB	BOTTOM					
1 Emilio Bonifacio, S OBP: 0.338, SLG: 0.365							K		K		3	1	1	0	2	2	2						
13 Omar Infante, R OBP: 0.301, SLG: 0.317			F8						K		5	1	3	0	0	1	2						
15 Gaby Sanchez, R OBP: 0.369, SLG: 0.471	B2		E9			G6-3					4	1	1	1	1	1	3						
2 Hanley Ramirez, R OBP: 0.328, SLG: 0.362	G4-6-3										5	1	3	2	0	0	2						
20 Logan Morrison, L OBP: 0.335, SLG: 0.476	K		G4-3								5	1	1	2	0	1	3						
27 Giancarlo Stanton, R OBP: 0.323, SLG: 0.514	K		K		G5-3		K		G5-4-3		5	1	1	1	0	2	3						
11 Bryan Petersen, L OBP: 0.292, SLG: 0.391	F8										4	0	2	0	0	0	0						
14 John Buck, R OBP: 0.292, SLG: 0.366			G4-3		L3		F8				4	0	1	0	0	0	2						
9 Brett Hayes, R OBP: 0.311, SLG: 0.491			G4-3		G3		G4-3				0	0	0	0	0	0	0						
18 Anibal Sanchez, R ERA: 3.64	5.0	21	7	3	2	1	2	0	0	0	1	1	0	0	0	0	1	1	0	1.800			
57 David Herndon, R ERA: 5.14	0.2	5	3	2	2	1	0	0	0	0	0	1	12	16	27.00	4.500							
48 Drew Carpenter, R ERA: 8.1	1.1	7	2	1	1	1	1	0	0	0	0	0	13	26	6.75	2.250							
40 Michael Stutes, R ERA: 2.54	1.0	4	1	0	0	1	0	0	0	0	0	0	15	23	0.00	1.000							
55 Danys Baez, R ERA: 5.4	1.1	5	1	1	1	2	0	0	0	0	0	1	12	22	6.75	0.750							
Inning Stats	R: 0 E: 0 K: 5 S: 11	H: 2 LOB: 1 BB: 0 P: 6	R: 0 E: 0 K: 2 S: 9	H: 0 LOB: 0 BB: 0 P: 16	R: 3 E: 1 K: 0 S: 15	H: 3 LOB: 1 BB: 1 P: 27	R: 0 E: 0 K: 0 S: 12	H: 1 LOB: 1 BB: 0 P: 18	R: 0 E: 0 K: 0 S: 6	H: 1 LOB: 0 BB: 1 P: 14	R: 2 E: 0 K: 1 S: 15	H: 3 LOB: 1 BB: 0 P: 21	R: 1 E: 1 K: 1 S: 10	H: 2 LOB: 2 BB: 1 P: 21	R: 0 E: 1 K: 1 S: 15	H: 1 LOB: 2 BB: 0 P: 23	R: 0 E: 0 K: 2 S: 8	H: 0 LOB: 0 BB: 0 P: 13	R: 1 E: 0 K: 0 S: 4	H: 1 LOB: 0 BB: 0 P: 9	1B: 10 2B: 1 3B: 1 HR: 2	SF: 0 SAC: 0 DP: 3 HBP: 0	WP: 0 PA: 42
PITCHER	IP WLS BF H R ER SO	IP WLS BF H R ER SO	IP WLS BF H R ER SO	IP WLS BF H R ER SO	IP WLS BF H R ER SO	IP WLS BF H R ER SO	IP WLS BF H R ER SO	IP WLS BF H R ER SO	IP WLS BF H R ER SO	IP WLS BF H R ER SO	IP WLS BF H R ER SO	IP WLS BF H R ER SO	IP WLS BF H R ER SO	IP WLS BF H R ER SO	IP WLS BF H R ER SO	IP WLS BF H R ER SO	ERA WHIP	ERA WHIP					
38 Kyle Kendrick, R ERA: 3.64	5.0	21	7	3	2	1	2	0	0	0	1	1	0	0	0	0	1	1	0	1.800			
57 David Herndon, R ERA: 5.14	0.2	5	3	2	2	1	0	0	0	0	0	1	12	16	27.00	4.500							
48 Drew Carpenter, R ERA: 8.1	1.1	7	2	1	1	1	1	0	0	0	0	0	13	26	6.75	2.250							
40 Michael Stutes, R ERA: 2.54	1.0	4	1	0	0	1	0	0	0	0	0	0	15	23	0.00	1.000							
55 Danys Baez, R ERA: 5.4	1.1	5	1	1	1	2	0	0	0	0	0	1	12	22	6.75	0.750							

Philadelphia Phillies @ Florida Marlins
Sun Life Stadium, Miami, FL
Wed Jul 06 2011, 7:11 PM - 10:32 PM EDT
Att: 16,123 - Cloudy - 81 F

AB 39
R 7
H 14
RBI 6
BB 3
SO 7
LOB 20



Batter	1	2	3	4	5	6	7	8	9	10	11	AB	R	H	RBI	BB	SO	LOB	TOP																												
1 Jordan Schafer, L OBP: 0.292, SLG: 0.321	G1-3		G6-3			K		E1 1B			SH5-3	4	0	1	0	0	1	0																													
2 Alex Gonzalez, R OBP: 0.266, SLG: 0.347				G6-3		G5-3		K				5	1	2	1	0	1	1																													
16 Brian McCann, L OBP: 0.381, SLG: 0.517										G4-3		5	1	1	2	0	2	1																													
5 Freddie Freeman, L OBP: 0.348, SLG: 0.461												5	0	0	0	0	2	2																													
26 Dan Uggla, R OBP: 0.297, SLG: 0.363												5	1	1	1	0	3	1																													
22 Jason Heyward, L OBP: 0.316, SLG: 0.403												3	0	0	0	1	1	0																													
28 Julio Lugo, R OBP: 0.250, SLG: 0.143												3	0	0	0	1	1	1																													
13 Nate McLouth, L OBP: 0.345, SLG: 0.333												4	0	0	0	0	2	1																													
48 Tommy Hanson, R OBP: 0.271, SLG: 0.321												2	0	0	0	0	0	1																													
23 Brian Dozier, R OBP: 0.299, SLG: 0.376												1	0	0	0	0	1	0																													
29 Jonny Venters, R ERA: 1.46												0	0	0	0	0	0	0																													
34 Eric O'Flaherty, L ERA: 1.07												0	0	0	0	0	0	0																													
52 George Sherrill, L ERA: 2.22												0	0	0	0	0	0	0																													
20 Eric Hinske, L OBP: 0.286, SLG: 0.436												0	0	0	0	1	0	0																													
30 Wilkin Ramirez, R OBP: 0.252, SLG: 0.392												0	1	0	0	0	0	0																													
46 Craig Kimbrel, R ERA: 3.36												0	0	0	0	0	0	0																													
Inning Stats	R: 0 E: 0 K: 0 S: 6	H: 1 LOB: 1 BB: 0 P: 10	R: 0 E: 0 K: 2 S: 8	H: 0 LOB: 0 BB: 0 P: 12	R: 0 E: 0 K: 1 S: 9	H: 0 LOB: 0 BB: 0 P: 11	R: 0 E: 0 K: 2 S: 7	H: 0 LOB: 0 BB: 0 P: 8	R: 1 E: 0 K: 0 S: 8	H: 1 LOB: 1 BB: 1 P: 15	R: 0 E: 0 K: 2 S: 10	H: 0 LOB: 0 BB: 0 P: 14	R: 0 E: 0 K: 2 S: 11	H: 1 LOB: 1 BB: 0 P: 19	R: 0 E: 0 K: 2 S: 12	H: 0 LOB: 0 BB: 0 P: 14	R: 0 E: 0 K: 2 S: 11	H: 0 LOB: 0 BB: 0 P: 16	R: 0 E: 0 K: 2 S: 9	H: 0 LOB: 0 BB: 0 P: 14	R: 3 E: 0 K: 1 S: 17	H: 2 LOB: 1 BB: 1 P: 25	1B: 3 2B: 0 3B: 0 HR: 2	SF: 0 SAC: 1 DP: 0 HBP: 0	WP: 0 PB: 0 SB: 0 CS: 0	PA: 41																					
PITCHER	IP: 1.1 ERA: 2.82	WLS: 1.0 BF: 29	H: 3 R: 1 ER: 1 SO: 9	R: 0 LOB: 0 BB: 0 P: 10	R: 0 LOB: 0 BB: 0 P: 11	R: 0 LOB: 0 BB: 0 P: 14	R: 0 LOB: 0 BB: 0 P: 19	R: 0 LOB: 0 BB: 0 P: 14	R: 0 LOB: 0 BB: 0 P: 16	R: 0 LOB: 0 BB: 0 P: 14	R: 3 LOB: 1 BB: 1 P: 25	IP: 1.1 ERA: 2.82	WLS: 1.0 BF: 29	H: 3 R: 1 ER: 1 SO: 9	R: 0 LOB: 0 BB: 0 P: 10	R: 0 LOB: 0 BB: 0 P: 11	R: 0 LOB: 0 BB: 0 P: 14	R: 0 LOB: 0 BB: 0 P: 19	R: 0 LOB: 0 BB: 0 P: 14	R: 3 LOB: 1 BB: 1 P: 25	IP: 1.1 ERA: 2.82	WLS: 1.0 BF: 29	H: 3 R: 1 ER: 1 SO: 9	R: 0 LOB: 0 BB: 0 P: 10	R: 0 LOB: 0 BB: 0 P: 11	R: 0 LOB: 0 BB: 0 P: 14	R: 0 LOB: 0 BB: 0 P: 19	R: 0 LOB: 0 BB: 0 P: 14	R: 3 LOB: 1 BB: 1 P: 25	IP: 1.1 ERA: 2.82	WLS: 1.0 BF: 29	H: 3 R: 1 ER: 1 SO: 9	R: 0 LOB: 0 BB: 0 P: 10	R: 0 LOB: 0 BB: 0 P: 11	R: 0 LOB: 0 BB: 0 P: 14	R: 0 LOB: 0 BB: 0 P: 19	R: 0 LOB: 0 BB: 0 P: 14	R: 3 LOB: 1 BB: 1 P: 25	IP: 1.1 ERA: 2.82	WLS: 1.0 BF: 29	H: 3 R: 1 ER: 1 SO: 9	R: 0 LOB: 0 BB: 0 P: 10	R: 0 LOB: 0 BB: 0 P: 11	R: 0 LOB: 0 BB: 0 P: 14	R: 0 LOB: 0 BB: 0 P: 19	R: 0 LOB: 0 BB: 0 P: 14	R: 3 LOB: 1 BB: 1 P: 25

Atlanta Braves @ Philadelphia Phillies
Citizens Bank Park, Philadelphia, PA
Sat Jul 09 2011, 4:13 PM - 7:27 PM EDT
Att: 45,637 - Sunny - 90 F

livebaseballscorecards.com
AB 37
R 4
H 5
RBI 4
BB 3
SO 14
LOB 8



Batter	1	2	3	4	5	6	7	8	9	10	11	AB	R	H	RBI	BB	SO	LOB	BOTTOM									
11 Jimmy Rollins, S OBP: 0.337, SLG: 0.380	P6		L9			K		G5-3				4	0	0	0	1	1	0										
15 John Mayberry Jr., R OBP: 0.316, SLG: 0.407												5	0	1	0	0	0	3										
26 Chase Utley, L OBP: 0.369, SLG: 0.441												4	0	0	0	1	0	0										
6 Ryan Howard, L OBP: 0.349, SLG: 0.475												5	0	0	0	0	2	2										
29 Raul Ibanez, L OBP: 0.285, SLG: 0.406												5	0	1	0	0	0	0										
51 Carlos Ruiz, R OBP: 0.360, SLG: 0.356												4	0	1	0	0	0	1										
9 Domonic Brown, L OBP: 0.319, SLG: 0.401												4	0	0	0	0	3	2										
21 Wilson Valdez, R OBP: 0.274, SLG: 0.291												4	0	1	0	0	1	1										
33 Cliff Lee, L OBP: 0.273, SLG: 0.341												2	1	1	1	0	1	0										
10 Brian Dozier, R OBP: 0.299, SLG: 0.376												1	0	0	0	0	1	0										
29 Jonny Venters, R ERA: 1.46												0	0	0	0	0	0	0										
34 Eric O'Flaherty, L ERA: 1.07												0	0	0	0	0	0	0										
52 George Sherrill, L ERA: 2.22												1	0	1	0	0	0	0										
7 Michael Martinez, S OBP: 0.252, SLG: 0.392												0	1	0	0	0	0	0										
40 Michael Stutes, R ERA: 3.36												0	0	0	0	0	0	0										
Inning Stats	R: 0 E: 0 K: 0 S: 7	H: 0 LOB: 0 BB: 0 P: 8	R: 0 E: 0 K: 1 S: 13	H: 1 LOB: 1 BB: 0 P: 19	R: 1 E: 0 K: 1 S: 13	H: 1 LOB: 0 BB: 0 P: 17	R: 0 E: 0 K: 0 S: 7	H: 0 LOB: 0 BB: 0 P: 8	R: 0 E: 0 K: 3 S: 13	H: 1 LOB: 2 BB: 1 P: 22	R: 0 E: 0 K: 1 S: 7	H: 0 LOB: 0 BB: 0 P: 13	R: 0 E: 0 K: 1 S: 11	H: 0 LOB: 0 BB: 0 P: 14	R: 0 E: 0 K: 1 S: 16	H: 2 LOB: 3 BB: 1 P: 26	R: 0 E: 0 K: 0 S: 9	H: 0 LOB: 0 BB: 0 P: 14	1B: 4 2B: 1 3B: 0 HR: 1	SF: 0 SAC: 0 DP: 0 HBP: 0	WP: 0 PB: 0 SB: 0 CS: 0	PA: 41						
PITCHER	IP: 7.0 ERA: 2.44	WLS: 1.0 BF: 26	H: 4 R: 1 ER: 1 SO: 6	R: 0 LOB: 0 BB: 0 P: 19	R: 1 LOB: 0 BB: 0 P: 17	R: 0 LOB: 0 BB: 0 P: 17	R: 0 LOB: 0 BB: 0 P: 8	R: 0 LOB: 0 BB: 0 P: 8	R: 0 LOB: 0 BB: 0 P: 11	R: 0 LOB: 0 BB: 0 P: 13	R: 0 LOB: 0 BB: 0 P: 14	IP: 7.0 ERA: 2.44	WLS: 1.0 BF: 26	H: 4 R: 1 ER: 1 SO: 6	R: 0 LOB: 0 BB: 0 P: 19	R: 1 LOB: 0 BB: 0 P: 17	R: 0 LOB: 0 BB: 0 P: 17	R: 0 LOB: 0 BB: 0 P: 8	R: 0 LOB: 0 BB: 0 P: 8	R: 0 LOB: 0 BB: 0 P: 11	R: 0 LOB: 0 BB: 0 P: 13	R: 0 LOB: 0 BB: 0 P: 14	R: 0 LOB: 0 BB: 0 P: 14	R: 0 LOB: 0 BB: 0 P: 14	1B: 4 2B: 1 3B: 0 HR: 1	SF: 0 SAC: 0 DP: 0 HBP: 0	WP: 0 PB: 0 SB: 0 CS: 0	PA: 41

Atlanta Braves @ Philadelphia Phillies
Citizens Bank Park, Philadelphia, PA
Sat Jul 09 2011, 4:13 PM - 7:27 PM EDT
Att: 45,637 - Sunny - 90 F

livebaseballscorecards.com
AB 39
R 1
H 6
RBI 1
BB 2
SO 9
LOB 9



Batter	1	2	3	4	5	6	7	8	9	AB	R	H	RBI	BB	SO	LOB	TOP										
11 Jimmy Rollins, S OBP: 0.336, SLG: 0.378	G5-3	F8			P2		K		F8	5	0	0	0	0	1	1	Philadelphia Phillies @ New York Mets Citi Field, Flushing, NY Fri Jul 15, 2011, 7:12 PM - 10:11 PM EDT Att: 37,304 - Partly Cloudy - 79 F										
7 Michael Martinez, S OBP: 0.266, SLG: 0.276	F7		F9				K		G6-3	4	0	0	0	1	1	0											
26 Chase Utley, L OBP: 0.366, SLG: 0.438	K				G3				G4-3	5	0	1	0	0	1	1											
6 Ryan Howard, L OBP: 0.352, SLG: 0.471		G5-3	F8			G4-3			9 E 15 2B BB	3	1	0	0	1	0	1											
29 Raul Ibanez, L OBP: 0.289, SLG: 0.426		9 BB 15 1B 51 1B							G4-3	4	2	2	1	0	1	2											
51 Carlos Ruiz, R OBP: 0.366, SLG: 0.363					G4-3				9 E 15 2B IBB	3	2	2	0	1	0	0											
9 Dominic Brown, L OBP: 0.325, SLG: 0.400					P6		K		FC6 15 2B	3	2	0	0	1	1	3											
15 John Mayberry Jr., R OBP: 0.331, SLG: 0.449					G6-3		P3			4	0	2	5	0	0	1											
49 Vance Worley, R 53 Juan Pablo Perez, R 5 Pete Orr, L 46 Ryan Madson, L 7 Ross Gload, L 40 Michael Stutes, R 37 Antonio Bastardo, R	G5-3				G4-3		G4-3		K	2	0	0	1	0	0	1											
Inning Stats	R: 0 E: 0 K: 1 S: 7	H: 0 LOB: 0 BB: 0 P: 12	R: 3 E: 0 K: 0 S: 16	H: 3 LOB: 1 BB: 1 P: 26	R: 0 E: 0 K: 1 S: 7	H: 1 LOB: 1 BB: 0 P: 14	R: 0 E: 0 K: 0 S: 9	H: 0 LOB: 0 BB: 0 P: 13	R: 0 E: 0 K: 0 S: 12	H: 0 LOB: 1 BB: 1 P: 20	R: 1 E: 0 K: 1 S: 12	H: 2 LOB: 1 BB: 0 P: 16	R: 0 E: 0 K: 2 S: 8	H: 0 LOB: 0 BB: 0 P: 13	R: 3 E: 1 K: 1 S: 12	H: 1 LOB: 1 BB: 2 P: 26		R: 0 E: 0 K: 0 S: 8	H: 0 LOB: 0 BB: 0 P: 14	1B: 4 2B: 2 3B: 0 HR: 1	SF: 0 SAC: 0 DP: 0 HBP: 0	WP: 2 PB: 1 SB: 0 CS: 0	PA: 39				
PITCHER	IP	WLS	BF	H	R	ER	SO	BB	IBB	HBP	BLK	WP	HR	S	P	ERA	WHIP										
43 R.A. Dickey, R ERA: 3.7	7.0	L	29	6	4	4	5	2	0	0	1	1	1	71	114	5.14	1.143										
40 Tim Lincecum, L ERA: 3.5	0.2		5	0	3	0	0	1	1	0	0	0	0	7	16	0.00	1.500										
18 Ryota Igarashi, R ERA: 4.5	0.1		2	1	0	0	1	0	0	0	0	1	0	5	10	0.00	3.000										
77 D.J. Carrasco, R ERA: 4.97	1.0		3	0	0	0	0	0	0	0	0	0	0	8	14	0.00	0.000										

Batter	1	2	3	4	5	6	7	8	9	AB	R	H	RBI	BB	SO	LOB	BOTTOM										
16 Angel Pagán, S OBP: 0.320, SLG: 0.349	K		K		F7		F8		K	5	0	0	0	0	3	1	Philadelphia Phillies @ New York Mets Citi Field, Flushing, NY Fri Jul 15, 2011, 7:12 PM - 10:11 PM EDT Att: 37,304 - Partly Cloudy - 79 F										
2 Justin Turner, R OBP: 0.329, SLG: 0.362	P2		15 G1-6-3 1B			G5-3		F9	4	0	1	0	0	0	0	0											
15 Carlos Beltrán, S OBP: 0.381, SLG: 0.512			G1-6-3						44 BB 12 WP 28 1B BB	2	2	1	1	2	0	2											
28 Daniel Murphy, L OBP: 0.347, SLG: 0.434					G4-3				12 WP 44 BB 1B	4	0	2	0	0	0	1											
44 Jason Bay, R OBP: 0.319, SLG: 0.332					F9		F9		12 WP BB	3	0	0	0	1	1	1											
21 Lucas Duda, L OBP: 0.290, SLG: 0.351										1	0	1	0	1	0	0											
12 Scott Hairston, R OBP: 0.319, SLG: 0.452										1	0	0	0	0	1	2											
22 Willie Harris, L OBP: 0.354, SLG: 0.331										0	0	0	0	1	0	0											
30 Josh Thole, L OBP: 0.346, SLG: 0.321										2	0	0	0	0	1	2											
9 Ronny Paulino, R OBP: 0.356, SLG: 0.402					G4-3		G5-3		P4	2	0	0	0	0	4	0											
11 Rubén Tejada, R OBP: 0.344, SLG: 0.280					L7				G6-3	4	0	0	0	0	2	1											
43 R.A. Dickey, R 20 Jason Fringer, R 40 Tim Lincecum, L 18 Ryota Igarashi, R 77 D.J. Carrasco, R 6 Nick Evans, R					G1-3				P4	2	0	1	0	0	0	0											
Inning Stats	R: 0 E: 0 K: 1 S: 11	H: 0 LOB: 1 BB: 1 P: 20	R: 0 E: 0 K: 2 S: 12	H: 1 LOB: 0 BB: 0 P: 16	R: 0 E: 0 K: 1 S: 14	H: 2 LOB: 1 BB: 0 P: 17	R: 0 E: 0 K: 0 S: 14	H: 0 LOB: 1 BB: 1 P: 22	R: 0 E: 0 K: 0 S: 6	H: 0 LOB: 0 BB: 0 P: 8	R: 1 E: 0 K: 1 S: 17	H: 1 LOB: 2 BB: 2 P: 30	R: 0 E: 0 K: 2 S: 7	H: 0 LOB: 0 BB: 0 P: 10	R: 1 E: 0 K: 1 S: 21	H: 2 LOB: 2 BB: 1 P: 36	R: 0 E: 0 K: 1 S: 8	H: 0 LOB: 0 BB: 0 P: 12	1B: 4 2B: 1 3B: 0 HR: 1	SF: 0 SAC: 0 DP: 1 HBP: 0	WP: 1 PB: 0 SB: 0 CS: 0	PA: 37					
PITCHER	IP	WLS	BF	H	R	ER	SO	BB	IBB	HBP	BLK	WP	HR	S	P	ERA	WHIP										
49 Vance Worley, R ERA: 2.15	5.1	W	23	4	1	1	4	4	0	0	0	0	0	69	105	1.69	1.500										
53 Juan Pablo Perez, L ERA:	0.2	H	2	0	0	0	1	0	0	0	0	1	0	5	8	0.00	0.000										
46 Ryan Madson, R ERA: 1.97	1.0	H	3	0	0	0	2	0	0	0	0	0	0	7	10	0.00	0.000										
40 Michael Stutes, R ERA: 3.45	1.0		6	2	1	1	1	1	0	0	0	0	1	21	36	9.000	3.000										
37 Antonio Bastardo, L ERA: 0.78	1.0		3	0	0	0	1	0	0	0	0	0	0	8	12	0.00	0.000										

Batter	1	2	3	4	5	6	7	8	9	AB	R	H	RBI	BB	SO	LOB	TOP				
11 Jimmy Rollins, S OBP: 0.337, SLG: 0.379 55 Danys Baez, R (7, 1) 48 Drew Carpenter, R (8, 1) 7 Ross Gload, L (9, PH) OBP: 0.281, SLG: 0.302	G5-3		1B		1B		G5-4-3		P3	4	0	2	0	0	0	2					
15 John Mayberry Jr., R OBP: 0.322, SLG: 0.435	K		E6		F8		F8			4	0	0	0	0	1	3					
26 Chase Utley, L OBP: 0.368, SLG: 0.433			G4-3				G3		BB	2	0	0	0	2	0	2					
6 Ryan Howard, L OBP: 0.348, SLG: 0.465	K				P6		F8		K	4	0	0	0	2	2						
10 Ben Francisco, R OBP: 0.333, SLG: 0.363	G4-3		G6-3		G6-3		K		FC6-4	4	0	0	0	0	1						
29 Raul Ibanez, L OBP: 0.292, SLG: 0.427	F8				1B				K	4	1	2	0	0	1	1					
51 Carlos Ruiz, R OBP: 0.366, SLG: 0.363 23 Brian Schneider, L OBP: 0.212, SLG: 0.290	F8		G6-3				1B		K	3	1	1	0	0	0	1					
21 Wilson Valdez, R OBP: 0.275, SLG: 0.292 5 Pete Orr, L OBP: 0.304, SLG: 0.286	K		K		K		1B		FC3-6	3	0	1	0	0	2	0					
35 Cole Hamels, L OBP: 0.217, SLG: 0.227 57 David Herndon, R (5, 1) 7 Michael Martinez, S (7, PH) (7, 6)	K		G5-3				E6		FC3-6	2	0	0	0	0	1	0					
Inning Stats	R: 0 H: 0 E: 0 K: 2 S: 10	H: 0 LOB: 1 BB: 1 P: 17	R: 0 H: 0 E: 0 K: 0 S: 5	H: 0 LOB: 0 BB: 0 P: 10	R: 0 H: 1 E: 1 K: 2 S: 12	H: 1 LOB: 2 BB: 0 P: 19	R: 0 H: 0 E: 0 K: 0 S: 10	H: 1 LOB: 1 BB: 0 P: 11	R: 0 H: 0 E: 0 K: 1 S: 7	H: 0 LOB: 0 BB: 0 P: 10	R: 2 H: 3 E: 1 K: 0 S: 14	H: 3 LOB: 1 BB: 0 P: 21	R: 0 H: 0 E: 0 K: 2 S: 9	H: 1 LOB: 1 BB: 0 P: 17	R: 0 H: 1 E: 0 K: 1 S: 10	H: 1 LOB: 1 BB: 0 P: 14	1B: 7 2B: 0 3B: 0 HR: 0	SF: 0 SAC: 0 DP: 1 HBP: 0	WP: 0 PB: 0 SB: 0 CS: 0	PA: 37	
PITCHER	IP	WLS	BF	H	R	ER	SO	BB	IBB	HBP	BLK	WP	HR	S	P	ERA	WHIP				
49 Jonathon Niese, L ERA: 3.73 39 Bobby Parnell, R ERA: 2.51 46 Manny Acosta, R ERA: 6.23	7.0	W	29	6	2	1	6	1	0	0	0	0	0	69	103	1.29	1.000				
	1.0		4	0	0	0	2	1	0	0	0	0	0	9	17	0.00	1.000				
	1.0		4	1	0	0	1	0	0	0	0	0	0	10	14	0.00	1.000				

Philadelphia Phillies @ New York Mets
Citi Field, Flushing, NY
Sat Jul 16 2011, 4:14 PM - 6:50 PM EDT
Att: 41,166 - Partly Cloudy - 85 F

AB 35
R 2
H 7
RBI 1
BB 2
SO 9
LOB 16



Batter	1	2	3	4	5	6	7	8	9	AB	R	H	RBI	BB	SO	LOB	BOTTOM				
16 Angel Pagán, S OBP: 0.321, SLG: 0.349	G1-3		K	SF7			1B		BB	3	1	1	1	1	1	1					
2 Justin Turner, R OBP: 0.343, SLG: 0.364	G6-3		1B				P6		1B	4	2	2	1	1	0	2					
12 Scott Hairston, R OBP: 0.333, SLG: 0.517	2B		1B				1B		1B	5	2	3	5	0	1	2					
28 Daniel Murphy, L OBP: 0.351, SLG: 0.446	1B		G3				G6-3		HR	5	1	3	2	0	0	1					
44 Jason Bay, R OBP: 0.324, SLG: 0.335	K		BB				FC6-4		1B	4	1	2	0	1	1	2					
9 Ronny Paulino, R OBP: 0.343, SLG: 0.386	G6-3		F9		F8		K		P4	5	0	0	0	0	1	4					
6 Nick Evans, R OBP: 0.300, SLG: 0.333	P3		BB				F8		K	4	2	1	1	1	1	0					
11 Rubén Tejada, R OBP: 0.346, SLG: 0.284	L8		1B				G6-3		F9	5	0	2	1	0	0	0					
49 Jonathon Niese, L ERA: 2.71 57 David Herndon, R ERA: 4.85 55 Danys Baez, R ERA: 6.25 48 Drew Carpenter, R ERA: 6.23			BB				2B			1	1	0	0	1	1	1					
Inning Stats	R: 1 H: 2 E: 0 K: 1 S: 12	H: 2 LOB: 1 BB: 0 P: 14	R: 0 H: 0 E: 0 K: 0 S: 8	H: 0 LOB: 0 BB: 0 P: 9	R: 2 H: 2 E: 0 K: 1 S: 17	H: 2 LOB: 2 BB: 2 P: 31	R: 1 H: 1 E: 0 K: 1 S: 10	H: 1 LOB: 2 BB: 2 P: 18	R: 3 H: 5 E: 0 K: 1 S: 14	H: 5 LOB: 2 BB: 0 P: 18	R: 0 H: 1 E: 0 K: 1 S: 10	H: 1 LOB: 1 BB: 0 P: 17	R: 4 H: 4 E: 0 K: 0 S: 14	H: 4 LOB: 1 BB: 1 P: 25	R: 0 H: 0 E: 0 K: 1 S: 7	H: 0 LOB: 0 BB: 0 P: 10	1B: 9 2B: 3 3B: 1 HR: 2	SF: 1 SAC: 1 DP: 0 HBP: 0	WP: 0 PB: 0 SB: 1 CS: 0	PA: 44	
PITCHER	IP	WLS	BF	H	R	ER	SO	BB	IBB	HBP	BLK	WP	HR	S	P	ERA	WHIP				
35 Cole Hamels, L ERA: 2.71 57 David Herndon, R ERA: 4.85 55 Danys Baez, R ERA: 6.25 48 Drew Carpenter, R ERA: 6.23	4.1	L	25	8	3	0	2	0	0	0	0	0	0	16	24	0.00	1.800				
	1.0		8	4	4	4	0	1	0	0	0	0	1	14	25	36.00	5.000				
	1.0		3	0	0	0	1	0	0	0	0	0	0	7	10	0.00	0.000				

Philadelphia Phillies @ New York Mets
Citi Field, Flushing, NY
Sat Jul 16 2011, 4:14 PM - 6:50 PM EDT
Att: 41,166 - Partly Cloudy - 85 F

AB 37
R 11
H 15
RBI 11
BB 5
SO 6
LOB 13



Batter	1	2	3	4	5	6	7	8	9	AB	R	H	RBI	BB	SO	LOB	TOP											
11 Jimmy Rollins, S OBP: 0.341, SLG: 0.382	F7	F9			7 HR					5	1	3	2	0	0	2	Philadelphia Phillies @ New York Mets Citi Field, Flushing, NY Sun Jul 17 2011, 1:13 PM - 4:43 PM EDT Att: 34,695 - Sunny - 86 F											
7 Michael Martinez, S OBP: 0.257, SLG: 0.301	G4-3		G3		HR		SF7	K		4	1	1	4	0	1	2												
26 Chase Utley, L OBP: 0.364, SLG: 0.423	6 BB		F8		G1-3		F9		G4-3	4	1	0	0	1	0	1												
6 Ryan Howard, L OBP: 0.349, SLG: 0.463	1-H		G4-3		F8			E7 BB		4	1	1	1	1	0	0												
29 Raul Ibanez, L OBP: 0.293, SLG: 0.426	G1-3			K				P3		5	0	2	0	0	1	2												
9 Dornic Brown, L OBP: 0.322, SLG: 0.390	G3-1			K				P4		4	1	0	0	1	2	3												
15 John Mayberry Jr., R OBP: 0.311, SLG: 0.419	G5-3			F8			G6-4-3			5	0	0	0	0	1	5												
23 Brian Schneider, L OBP: 0.243, SLG: 0.308					G6-3					3	2	2	0	1	0	0												
51 Carlos Ruiz, R OBP: 0.366, SLG: 0.363										0	0	0	0	0	0	0												
38 Kyle Kendrick, R OBP: 0.286, SLG: 0.231										2	1	2	0	0	0	0												
7 Ross Gload, L OBP: 0.292, SLG: 0.302										0	0	0	1	1	0	0												
53 Juan Pablo Perez, R										0	0	0	0	0	0	0												
46 Ryan Madson, L										0	0	0	0	0	0	0												
37 Antonio Bastardo, R										0	0	0	0	0	0	0												
Inning Stats	R: 1 E: 0 K: 0 S: 9	H: 1 LOB: 1 BB: 1 P: 17	R: 0 E: 0 K: 0 S: 10	H: 2 LOB: 2 BB: 0 P: 18	R: 0 E: 0 K: 0 S: 8	H: 0 LOB: 0 BB: 0 P: 12	R: 0 E: 0 K: 2 S: 11	H: 0 LOB: 0 BB: 0 P: 15	R: 3 E: 0 K: 0 S: 14	H: 3 LOB: 0 BB: 0 P: 23	R: 0 E: 0 K: 0 S: 9	H: 1 LOB: 0 BB: 0 P: 15	R: 1 E: 0 K: 0 S: 13	H: 2 LOB: 1 BB: 0 P: 15	R: 3 E: 1 K: 1 S: 17	H: 1 LOB: 3 BB: 3 P: 41	R: 0 E: 0 K: 2 S: 12	H: 1 LOB: 2 BB: 1 P: 18	1B: 10 2B: 0 3B: 0 HR: 1	SF: 1 SAC: 1 DP: 0 HBP: 0	WP: 0 PB: 0 SB: 1 CS: 0	PA: 43						
PITCHER	IP	WLS	BF	H	R	ER	SO	BB	IBB	HBP	BLK	WP	HR	S	P	ERA	WHIP											
34 Mike Pelfrey, R ERA: 4.67	5.0	L	22	6	4	4	2	1	0	0	0	0	0	1	52	85	7.20	1.400										
77 D.J. Carrasco, R ERA: 5.95	1.1		6	3	1	1	0	0	0	0	0	0	0	16	23	6.75	2.250											
40 Tim Byrdak, L ERA: 3.7	0.2		2	0	0	0	0	0	0	0	0	0	0	6	7	0.00	0.000											
27 Pedro Beato, R ERA: 3.32	0.2		6	0	3	0	0	3	0	0	0	0	0	13	33	0.00	4.500											
18 Ryohei Igarashi, R ERA: 4.39	0.1		2	1	0	0	1	0	0	0	0	0	0	4	8	0.00	3.000											

AB	36
R	8
H	11
RBI	8
BB	5
SO	5
LOB	15



Batter	1	2	3	4	5	6	7	8	9	AB	R	H	RBI	BB	SO	LOB	BOTTOM										
16 Angel Pagán, S OBP: 0.323, SLG: 0.347	G3				F7					4	0	1	1	1	0	2	Philadelphia Phillies @ New York Mets Citi Field, Flushing, NY Sun Jul 17 2011, 1:13 PM - 4:43 PM EDT Att: 34,695 - Sunny - 86 F										
2 Justin Turner, R OBP: 0.328, SLG: 0.357	G6-3		G4-6-3		G1-3					5	0	0	0	0	1	6											
45 Jason Istringhausen, R ERA: 3.03										0	0	0	0	0	0	0											
22 Willie Harris, L OBP: 0.362, SLG: 0.344	28 BB				F9					4	1	2	0	1	0	1											
28 Daniel Murphy, L OBP: 0.358, SLG: 0.451										3	2	2	0	2	0	0											
44 Jason Bay, R OBP: 0.322, SLG: 0.329	FC6-4									4	0	0	0	1	0	5											
21 Lucas Duda, L OBP: 0.301, SLG: 0.398					F7					5	0	2	1	0	0	2											
9 Ronny Paulino, R OBP: 0.345, SLG: 0.394	G6-3				G1-3					5	2	2	1	0	0	2											
11 Rubén Tejada, R OBP: 0.344, SLG: 0.279	G6-3				F8					3	0	0	0	0	0	2											
34 Mike Pelfrey, R ERA: 4.67										1	0	0	0	0	0	1											
20 Jason Pridi, L ERA: 3.34										0	0	0	0	0	0	0											
47 Tim Byrdak, L ERA: 3.7										0	0	0	0	0	0	0											
12 Scott Hairston, R ERA: 2.2										1	0	1	1	0	0	0											
27 Pedro Beato, R ERA: 3.32										0	0	0	0	0	0	0											
18 Ryohei Igarashi, R ERA: 4.39										0	0	0	0	0	0	0											
8 Nick Evans, R ERA: 1.02										0	0	0	0	0	0	0											
Inning Stats	R: 0 E: 0 K: 0 S: 12	H: 2 LOB: 2 BB: 0 P: 18	R: 0 E: 0 K: 0 S: 7	H: 1 LOB: 1 BB: 0 P: 11	R: 0 E: 0 K: 0 S: 6	H: 1 LOB: 2 BB: 2 P: 17	R: 0 E: 0 K: 0 S: 7	H: 0 LOB: 0 BB: 0 P: 9	R: 0 E: 0 K: 0 S: 16	H: 0 LOB: 1 BB: 1 P: 23	R: 0 E: 0 K: 0 S: 7	H: 0 LOB: 0 BB: 0 P: 12	R: 1 E: 0 K: 0 S: 14	H: 2 LOB: 1 BB: 0 P: 19	R: 3 E: 0 K: 1 S: 20	H: 2 LOB: 3 BB: 4 P: 42	R: 1 E: 0 K: 0 S: 18	H: 2 LOB: 1 BB: 0 P: 26	1B: 5 2B: 4 3B: 1 HR: 0	SF: 0 SAC: 0 DP: 2 HBP: 1	WP: 0 PB: 0 SB: 0 CS: 0	PA: 43					
PITCHER	IP	WLS	BF	H	R	ER	SO	BB	IBB	HBP	BLK	WP	HR	S	P	ERA	WHIP										
38 Kyle Kendrick, R ERA: 3.34	7.0	W	29	6	1	1	0	3	0	0	0	0	0	69	109	1.29	1.286										
53 Juan Pablo Perez, L ERA: 4.5	0.0		3	0	3	3	0	3	0	0	0	0	0	3	15	"	"										
46 Ryan Madson, R ERA: 2.2	0.2		5	2	0	0	0	1	0	1	0	0	0	14	22	0.00	4.500										
37 Antonio Bastardo, L ERA: 1.02	1.1	S	6	2	1	1	1	0	0	0	0	0	0	21	31	6.75	1.500										

AB	35
R	5
H	10
RBI	4
BB	7
SO	1
LOB	21



Batter	1	2	3	4	5	6	7	8	9	AB	R	H	RBI	BB	SO	LOB	TOP
11 Jimmy Rollins, S OBP: 0.340, SLG: 0.389	F7			HR		F7		L8		4	1	1	1	0	0	0	Philadelphia Phillies @ Chicago Cubs Wrigley Field, Chicago, IL Mon Jul 18 2011, 7:07 PM - 9:49 PM CDT Att: 38,183 - Partly Cloudy - 91 F
7 Michael Martinez, S OBP: 0.257, SLG: 0.299	G1-3			F8		26 HBP 1B		K2-3		4	0	1	0	0	1	0	
26 Chase Utley, L OBP: 0.362, SLG: 0.415	F7			F8				F7		3	0	0	0	0	0	0	
6 Ryan Howard, L OBP: 0.345, SLG: 0.458		G3		E4		F8			K	4	0	0	0	0	1	2	
29 Raul Ibanez, L OBP: 0.290, SLG: 0.421		G3		P4					G4-3	4	0	0	0	0	1	3	
51 Carlos Ruiz, R OBP: 0.388, SLG: 0.362			G3							3	0	1	0	1	1	0	
9 Dominic Brown, L OBP: 0.320, SLG: 0.382										3	0	0	0	1	0	1	
15 John Mayberry Jr., R OBP: 0.316, SLG: 0.429										4	0	2	0	0	1	2	
34 Roy Halladay, R OBP: 0.087, SLG: 0.067										2	0	0	0	0	1	1	
48 Drew Carpenter, R OBP: 0.304, SLG: 0.286										0	0	0	0	0	0	0	
10 Ben Francisco, R OBP: 0.332, SLG: 0.361										0	0	0	0	0	0	0	
57 David Herndon, R OBP: 0.332, SLG: 0.361										1	0	0	0	0	0	1	
57 David Herndon, R OBP: 0.332, SLG: 0.361										0	0	0	0	0	0	0	
Inning Stats	R: 0 E: 0 K: 0 S: 8	H: 0 LOB: 0 BB: 0 P: 13	R: 0 E: 0 K: 0 S: 5	H: 0 LOB: 0 BB: 0 P: 10	R: 0 E: 0 K: 0 S: 8	H: 0 LOB: 0 BB: 0 P: 10	R: 1 E: 1 K: 0 S: 9	H: 1 LOB: 1 BB: 0 P: 13	R: 0 E: 0 K: 1 S: 14	H: 1 LOB: 2 BB: 0 P: 20	R: 0 E: 0 K: 1 S: 7	H: 2 LOB: 1 BB: 0 P: 9	R: 0 E: 0 K: 1 S: 15	H: 0 LOB: 2 BB: 2 P: 29	1B: 3 2B: 1 3B: 0 HR: 1	SF: 0 SAC: 0 DP: 1 HBP: 1	WP: 0 PA: 35 PB: 0 SB: 0 CS: 0
PITCHER	IP WLS BF H R ER SO BB IBB HBP BLK WP HR S P ERA WHIP	PITCHER															
50 Rodrigo Lopez, R ERA: 3.55	6.2 W 26 5 1 1 3 0 0 1 0 0 0 1 58 86 1.35 0.750																
40 James Russell, L ERA: 4.18	0.1 1 0 0 0 0 0 0 0 0 0 0 0 7 10 0.00 0.000																
29 Jeff Samardzija, R ERA: 3.33	1.0 3 0 0 0 1 0 0 0 0 0 0 0 15 29 0.00 2.000																
49 Carlos Marmol, R ERA: 3.71	1.0 5 0 0 0 2 2 0 0 0 0 0 0 15 29 0.00 2.000																

AB	32
R	1
H	5
RBI	1
BB	2
SO	6
LOB	10



Batter	1	2	3	4	5	6	7	8	9	AB	R	H	RBI	BB	SO	LOB	BOTTOM
1 Kosuke Fukudome, L OBP: 0.373, SLG: 0.365	G4-3			F9				F8		4	1	1	1	1	0	1	Philadelphia Phillies @ Chicago Cubs Wrigley Field, Chicago, IL Mon Jul 18 2011, 7:07 PM - 9:49 PM CDT Att: 38,183 - Partly Cloudy - 91 F
13 Starlin Castro, R OBP: 0.333, SLG: 0.421	G4-3			22 BB		L6		G5-3		5	0	2	0	0	0	1	
16 Aramis Ramirez, R OBP: 0.345, SLG: 0.511				HR						3	1	1	2	0	1	2	
22 Carlos Pena, L OBP: 0.337, SLG: 0.457										3	1	3	2	1	0	0	
24 Marlon Byrd, R OBP: 0.350, SLG: 0.422										4	0	2	0	0	0	3	
12 Alfonso Soriano, R OBP: 0.298, SLG: 0.456										4	0	0	0	0	1	5	
29 Jeff Samardzija, R ERA: 3.33										0	0	0	0	0	0	0	
49 Carlos Marmol, R ERA: 3.71										0	0	0	0	0	0	0	
55 Koyie Hill, S OBP: 0.275, SLG: 0.326										3	1	0	0	1	2	1	
15 Darwin Barney, R OBP: 0.328, SLG: 0.367										4	1	2	1	0	0	1	
50 Rodrigo Lopez, R OBP: 0.111, SLG: 0.111										1	1	1	0	0	0	0	
40 James Russell, L OBP: 0.125, SLG: 0.125										0	0	0	0	0	0	0	
1 Tony Campana, L OBP: 0.298, SLG: 0.288										1	0	0	0	0	0	0	
Inning Stats	R: 1 E: 0 K: 0 S: 9	H: 2 LOB: 1 BB: 0 P: 13	R: 0 E: 0 K: 1 S: 6	H: 0 LOB: 0 BB: 0 P: 6	R: 2 E: 0 K: 0 S: 22	H: 3 LOB: 2 BB: 1 P: 31	R: 0 E: 0 K: 0 S: 9	H: 1 LOB: 1 BB: 0 P: 12	R: 0 E: 0 K: 1 S: 13	H: 2 LOB: 1 BB: 1 P: 20	R: 1 E: 0 K: 2 S: 10	H: 2 LOB: 1 BB: 0 P: 16	R: 0 E: 0 K: 0 S: 10	H: 0 LOB: 0 BB: 0 P: 15	1B: 7 2B: 3 3B: 0 HR: 2	SF: 1 SAC: 2 DP: 0 HBP: 0	WP: 0 PA: 38 PB: 0 SB: 2 CS: 1
PITCHER	IP WLS BF H R ER SO BB IBB HBP BLK WP HR S P ERA WHIP	PITCHER															
34 Roy Halladay, R ERA: 2.57	4.0 L 20 7 3 3 1 1 0 0 0 0 0 0 20 33 6.75 2.000																
48 Drew Carpenter, R ERA: 7.11	2.0 10 3 2 2 1 2 0 0 0 0 0 0 20 33 9.00 2.500																
57 David Herndon, R ERA: 4.83	2.0 8 2 1 1 2 0 0 0 0 0 0 1 20 31 4.50 1.000																

AB	32
R	6
H	12
RBI	6
BB	3
SO	4
LOB	14



Batter	1	2	3	4	5	6	7	8	9	AB	R	H	RBI	BB	SO	LOB	TOP				
13 Chris Denorfia, R OBP: 0.345, SLG: 0.395											3	0	0	0	1	1	0	San Diego Padres @ Philadelphia Phillies Citizens Bank Park, Philadelphia, PA Fri Jul 22 2011, 7:09 PM - 9:26 PM EDT Att: 45,383 - Clear - 98 F			
8 Jason Bartlett, R OBP: 0.316, SLG: 0.309											4	0	1	0	0	1	0				
7 Chase Headley, S OBP: 0.385, SLG: 0.394											4	0	0	0	0	1	2				
47 Ryan Ludwick, R OBP: 0.307, SLG: 0.381											3	0	0	0	0	2	1				
24 Cameron Maybin, R OBP: 0.333, SLG: 0.406											3	1	1	0	0	1	0				
15 Jesus Guzman, R OBP: 0.328, SLG: 0.532											3	0	0	0	0	1	1				
14 Alberto Gonzalez, R OBP: 0.247, SLG: 0.264											3	0	0	1	0	0	0				
32 Rob Johnson, R OBP: 0.252, SLG: 0.284											3	0	1	0	0	1	0				
52 Cory Luebke, R OBP: 0.311, SLG: 0.406											2	0	0	0	0	1	1				
57 Luke Gregerson, L OBP: 0.288, SLG: 0.414											0	0	0	0	0	0	0				
44 Josh Spence, L OBP: 0.288, SLG: 0.414											0	0	0	0	0	0	0				
88 Kyle Blanks, R OBP: 0.288, SLG: 0.414											1	0	0	0	0	1	0				
39 Ernesto Frieri, R OBP: 0.288, SLG: 0.414											0	0	0	0	0	0	0				
Inning Stats	R: 0 H: 0 K: 2 S: 7	H: 0 LOB: 0 BB: 0 P: 13	R: 0 H: 0 K: 3 S: 9	H: 0 LOB: 0 BB: 0 P: 15	R: 0 H: 0 K: 2 S: 9	H: 0 LOB: 0 BB: 0 P: 12	R: 0 H: 1 K: 0 S: 6	H: 1 LOB: 1 BB: 1 P: 10	R: 1 H: 2 K: 0 S: 11	H: 2 LOB: 1 BB: 0 P: 16	R: 0 H: 0 K: 1 S: 6	H: 0 LOB: 0 BB: 0 P: 8	R: 0 H: 0 K: 1 S: 9	H: 0 LOB: 0 BB: 0 P: 17	R: 0 H: 0 K: 1 S: 7	H: 0 LOB: 0 BB: 0 P: 9	R: 0 H: 0 K: 0 S: 6	H: 0 LOB: 0 BB: 0 P: 8	1B: 2 2B: 1 3B: 0 HR: 0	SF: 0 SAC: 0 DP: 1 HBP: 0	WP: 0 PA: 30 PB: 0 SB: 1 CS: 0
PITCHER	IP WLS BF H R ER SO BB IBB HBP BLK WP HR S P ERA WHIP	8.0 W 27 3 1 1 10 1 0 0 0 0 0 64 100 1.12 0.500	1.0 S 3 0 0 0 0 0 0 0 0 0 0 6 8 0.00 0.000																		

Batter	1	2	3	4	5	6	7	8	9	AB	R	H	RBI	BB	SO	LOB	BOTTOM					
11 Jimmy Rollins, S OBP: 0.340, SLG: 0.406											4	0	0	0	0	1	San Diego Padres @ Philadelphia Phillies Citizens Bank Park, Philadelphia, PA Fri Jul 22 2011, 7:09 PM - 9:26 PM EDT Att: 45,383 - Clear - 98 F					
7 Michael Martinez, S OBP: 0.277, SLG: 0.318											4	0	1	0	0	1		0				
26 Chase Utley, L OBP: 0.370, SLG: 0.440											4	0	2	0	0	1						
6 Ryan Howard, L OBP: 0.341, SLG: 0.448											3	0	0	0	1	2		3				
8 Shane Victorino, S OBP: 0.367, SLG: 0.505											4	2	1	0	0	1		2				
51 Carlos Ruiz, R OBP: 0.388, SLG: 0.364											3	1	1	1	1	1		1				
10 Ben Francisco, R OBP: 0.331, SLG: 0.359											3	0	0	0	0	3		San Diego Padres @ Philadelphia Phillies Citizens Bank Park, Philadelphia, PA Fri Jul 22 2011, 7:09 PM - 9:26 PM EDT Att: 45,383 - Clear - 98 F				
29 Raul Ibanez, L OBP: 0.288, SLG: 0.414											0	0	0	0	0	0			0			
15 John Mayberry Jr., R OBP: 0.311, SLG: 0.425											3	0	1	1	0	1			1			
35 Cole Hamels, L OBP: 0.204, SLG: 0.213											3	0	0	0	0	3			2			
46 Ryan Madson, L OBP: 0.288, SLG: 0.414											0	0	0	0	0	0	0					
Inning Stats	R: 0 H: 1 K: 1 S: 10	H: 1 LOB: 1 BB: 0 P: 17	R: 1 H: 1 K: 1 S: 12	H: 1 LOB: 1 BB: 0 P: 20	R: 0 H: 1 K: 0 S: 12	H: 1 LOB: 1 BB: 0 P: 19	R: 2 H: 2 K: 1 S: 19	H: 2 LOB: 1 BB: 1 P: 32	R: 0 H: 1 K: 1 S: 14	H: 1 LOB: 1 BB: 0 P: 22	R: 0 H: 0 K: 1 S: 5	H: 0 LOB: 0 BB: 0 P: 7	R: 0 H: 0 K: 2 S: 8	H: 0 LOB: 0 BB: 0 P: 10	R: 0 H: 0 K: 2 S: 8	H: 0 LOB: 1 BB: 1 P: 13	R: 0 H: 0 K: 0 S: 6		H: 0 LOB: 1 BB: 0 P: 8	1B: 3 2B: 3 3B: 0 HR: 0	SF: 0 SAC: 0 DP: 0 HBP: 0	WP: 0 PA: 33 PB: 0 SB: 1 CS: 0
PITCHER	IP WLS BF H R ER SO BB IBB HBP BLK WP HR S P ERA WHIP	5.0 L 23 6 3 2 4 1 0 0 0 0 0 5 7 0.00 0.000	1.0 S 3 0 0 0 1 0 0 0 0 0 0 8 10 0.00 0.000	1.0 S 4 0 0 0 2 0 0 0 0 0 0 8 13 0.00 1.000																		

Batter	1	2	3	4	5	6	7	8	9	AB	R	H	RBI	BB	SO	LOB	TOP								
24 Cameron Maybin, R (1.8) OBP: 0.334, SLG: 0.416	G4-3		L8			HR	1B	G1-3		5	1	2	3	0	0	3									
8 Jason Bartlett, R (1.6) OBP: 0.315, SLG: 0.307	1B		G6-3			G4-3	G5-3		P4	5	0	1	0	0	0	1									
7 Chase Headley, S (1.5) OBP: 0.385, SLG: 0.402	F7				BB	HR		F9	K	4	1	1	1	1	1	1									
47 Ryan Ludwick, R (1.7) OBP: 0.308, SLG: 0.384	F8		G6-3		G6-3	F8		11 BB 32 WP 1B	2B	5	1	2	0	0	0	2									
88 Kyle Blanks, R (1.3) OBP: 0.167, SLG: 0.167	G6-3		G5-3		G6-3	1B		L6	K	5	0	1	0	0	1	2									
13 Chris Denorfia, R (1.9) OBP: 0.347, SLG: 0.394	G5-3				11 BB G6-4-3 BB	G4-3		32 WP 11 BB 16 BB 1B		3	1	1	0	1	0	1									
11 Logan Forsythe, R (1.4) OBP: 0.246, SLG: 0.268	1B		G6-4-3				24 1B 3B	16 BB 32 WP BB		3	1	2	0	1	0	1									
32 Rob Johnson, R (1.2) OBP: 0.252, SLG: 0.278	K		G6-3		G6-3		K	16 BB BB		3	0	0	0	1	2	2									
38 Mat Latos, R (1.1) OBP: 0.190, SLG: 0.233	G6-3									2	1	1	0	0	0	0									
15 Jesus Guzman, R (7. PH) OBP: 0.205, SLG: 0.254										1	0	0	0	0	0	1									
50 Chad Qualls, R (7.1) ERA: 3.38										0	0	0	0	0	0	0									
45 Anthony Bass, R (7.1) ERA: 1.46										0	0	0	0	0	0	0									
14 Alberto Gonzalez, R (8. PH) OBP: 0.224, SLG: 0.306										0	0	0	0	0	0	0									
16 Kyle Phillips, R (8. PH) OBP: 0.272, SLG: 0.354										0	0	0	1	1	0	0									
52 Cory Luebke, R (8. PH) ERA: 4.78										0	0	0	0	0	0	0									
44 Josh Spence, L (8.1) ERA: 2.92										0	0	0	0	0	0	0									
Inning Stats	R: 0 E: 0 K: 0 S: 8	H: 1 LOB: 1 BB: 0 P: 13	R: 0 E: 0 K: 1 S: 11	H: 1 LOB: 1 BB: 0 P: 19	R: 0 E: 0 K: 0 S: 7	H: 0 LOB: 0 BB: 0 P: 8	R: 0 E: 0 K: 0 S: 9	H: 0 LOB: 0 BB: 1 P: 17	R: 0 E: 0 K: 0 S: 12	H: 0 LOB: 0 BB: 1 P: 20	R: 3 E: 0 K: 0 S: 15	H: 4 LOB: 1 BB: 0 P: 20	R: 1 E: 0 K: 1 S: 15	H: 2 LOB: 1 BB: 0 P: 24	R: 2 E: 0 K: 0 S: 13	H: 2 LOB: 3 BB: 3 P: 28	R: 0 E: 0 K: 2 S: 9	H: 1 LOB: 1 BB: 0 P: 12	1B: 7 2B: 1 3B: 1 HR: 2	SF: 0 SAC: 1 DP: 2 HBP: 0	WP: 1 PB: 0 CS: 1 SB: 0	PA: 41			
PITCHER	IP WLS BF H R ER SO BB IBB HBP BLK WP HR S P ERA WHIP	IP WLS BF H R ER SO BB IBB HBP BLK WP HR S P ERA WHIP	IP WLS BF H R ER SO BB IBB HBP BLK WP HR S P ERA WHIP	IP WLS BF H R ER SO BB IBB HBP BLK WP HR S P ERA WHIP	IP WLS BF H R ER SO BB IBB HBP BLK WP HR S P ERA WHIP	IP WLS BF H R ER SO BB IBB HBP BLK WP HR S P ERA WHIP	IP WLS BF H R ER SO BB IBB HBP BLK WP HR S P ERA WHIP	IP WLS BF H R ER SO BB IBB HBP BLK WP HR S P ERA WHIP	IP WLS BF H R ER SO BB IBB HBP BLK WP HR S P ERA WHIP	IP WLS BF H R ER SO BB IBB HBP BLK WP HR S P ERA WHIP	IP WLS BF H R ER SO BB IBB HBP BLK WP HR S P ERA WHIP	IP WLS BF H R ER SO BB IBB HBP BLK WP HR S P ERA WHIP	IP WLS BF H R ER SO BB IBB HBP BLK WP HR S P ERA WHIP	IP WLS BF H R ER SO BB IBB HBP BLK WP HR S P ERA WHIP	IP WLS BF H R ER SO BB IBB HBP BLK WP HR S P ERA WHIP	IP WLS BF H R ER SO BB IBB HBP BLK WP HR S P ERA WHIP	IP WLS BF H R ER SO BB IBB HBP BLK WP HR S P ERA WHIP	IP WLS BF H R ER SO BB IBB HBP BLK WP HR S P ERA WHIP	IP WLS BF H R ER SO BB IBB HBP BLK WP HR S P ERA WHIP	IP WLS BF H R ER SO BB IBB HBP BLK WP HR S P ERA WHIP	IP WLS BF H R ER SO BB IBB HBP BLK WP HR S P ERA WHIP	IP WLS BF H R ER SO BB IBB HBP BLK WP HR S P ERA WHIP	IP WLS BF H R ER SO BB IBB HBP BLK WP HR S P ERA WHIP	IP WLS BF H R ER SO BB IBB HBP BLK WP HR S P ERA WHIP	IP WLS BF H R ER SO BB IBB HBP BLK WP HR S P ERA WHIP

San Diego Padres @ Philadelphia Phillies
Citizens Bank Park, Philadelphia, PA
Sat Jul 23 2011, 4:12 PM - 7:26 PM EDT
Att: 45,072 - Partly Cloudy - 100 F

livebaseballscorecards.com

AB 36
R 6
H 11
RBI 5
BB 5
SO 4
LOB 14



Batter	1	2	3	4	5	6	7	8	9	AB	R	H	RBI	BB	SO	LOB	BOTTOM								
11 Jimmy Rollins, S (1.6) OBP: 0.343, SLG: 0.408	26 HR 2B		K			P5		7 WP 7 HR BB	7 S IBB	3	2	1	0	2	1	1									
7 Michael Martinez, S (1.5) OBP: 0.274, SLG: 0.339	B2-3		F7			K2-3		HR	K	5	1	1	3	0	2	4									
8 Shane Victorino, S (1.8) OBP: 0.368, SLG: 0.504	26 HR BB		K					G4-3		3	1	1	0	1	1	1									
26 Chase Utley, L (1.4) OBP: 0.381, SLG: 0.481	HR					29 FC3-6 BB		1B	HR	3	2	3	4	1	0	0									
29 Raul Ibanez, L (1.7) OBP: 0.285, SLG: 0.410	K2-3		FC3-6			F6		K2-3		4	0	0	0	0	2	4									
9 Domico Brown, L (1.9) OBP: 0.337, SLG: 0.398	G1-3		F9			F8		2B		4	0	1	0	0	0	3									
23 Brian Schneider, L (1.2) OBP: 0.285, SLG: 0.306	F7									3	0	0	0	0	2	3									
51 Carlos Ruiz, R (6. PH) OBP: 0.371, SLG: 0.371			K							1	0	1	0	0	0	0									
15 John Mayberry Jr., R (1.3) OBP: 0.313, SLG: 0.426	G1-4-3									2	0	1	0	0	0	0									
6 Ryan Howard, L (7. PH) OBP: 0.342, SLG: 0.456						38 SH2-4 1B		HR	F7	2	1	1	1	0	0	1									
38 Kyle Kendrick, R (1.1) OBP: 0.285, SLG: 0.324										1	0	0	0	0	1	0									
40 Michael Stutes, R (6.1) ERA: 3.51										0	0	0	0	0	0	0									
7 Ross Gload, L (7. PH) OBP: 0.296, SLG: 0.330										0	1	0	0	0	0	0									
21 Wilson Valdez, R (7. PH) OBP: 0.296, SLG: 0.330										0	0	0	0	0	0	0									
37 Antonio Bastardo, R (8.1) ERA: 1.5										0	0	0	0	0	0	0									
57 David Herndon, R (8.1) ERA: 4.78										0	0	0	0	0	0	0									
10 Ben Francisco, R (8. PH) OBP: 0.272, SLG: 0.354										0	0	0	0	0	0	1									
46 Ryan Madson, L (8.1) ERA: 2.92										0	0	0	0	0	0	0									
Inning Stats	R: 3 E: 0 K: 1 S: 12	H: 2 LOB: 0 BB: 1 P: 22	R: 0 E: 0 K: 1 S: 8	H: 0 LOB: 0 BB: 0 P: 11	R: 0 E: 0 K: 2 S: 8	H: 0 LOB: 0 BB: 0 P: 11	R: 0 E: 0 K: 1 S: 13	H: 0 LOB: 1 BB: 1 P: 22	R: 0 E: 0 K: 1 S: 9	H: 1 LOB: 1 BB: 0 P: 12	R: 0 E: 0 K: 1 S: 10	H: 2 LOB: 2 BB: 0 P: 15	R: 5 E: 0 K: 1 S: 19	H: 5 LOB: 1 BB: 1 P: 32	R: 0 E: 0 K: 1 S: 16	H: 1 LOB: 2 BB: 1 P: 25	1B: 3 2B: 4 3B: 0 HR: 4	SF: 0 SAC: 1 DP: 0 HBP: 0	WP: 1 PB: 0 CS: 2 SB: 0	PA: 38					
PITCHER	IP WLS BF H R ER SO BB IBB HBP BLK WP HR S P ERA WHIP	IP WLS BF H R ER SO BB IBB HBP BLK WP HR S P ERA WHIP	IP WLS BF H R ER SO BB IBB HBP BLK WP HR S P ERA WHIP	IP WLS BF H R ER SO BB IBB HBP BLK WP HR S P ERA WHIP	IP WLS BF H R ER SO BB IBB HBP BLK WP HR S P ERA WHIP	IP WLS BF H R ER SO BB IBB HBP BLK WP HR S P ERA WHIP	IP WLS BF H R ER SO BB IBB HBP BLK WP HR S P ERA WHIP	IP WLS BF H R ER SO BB IBB HBP BLK WP HR S P ERA WHIP	IP WLS BF H R ER SO BB IBB HBP BLK WP HR S P ERA WHIP	IP WLS BF H R ER SO BB IBB HBP BLK WP HR S P ERA WHIP	IP WLS BF H R ER SO BB IBB HBP BLK WP HR S P ERA WHIP	IP WLS BF H R ER SO BB IBB HBP BLK WP HR S P ERA WHIP	IP WLS BF H R ER SO BB IBB HBP BLK WP HR S P ERA WHIP	IP WLS BF H R ER SO BB IBB HBP BLK WP HR S P ERA WHIP	IP WLS BF H R ER SO BB IBB HBP BLK WP HR S P ERA WHIP	IP WLS BF H R ER SO BB IBB HBP BLK WP HR S P ERA WHIP	IP WLS BF H R ER SO BB IBB HBP BLK WP HR S P ERA WHIP	IP WLS BF H R ER SO BB IBB HBP BLK WP HR S P ERA WHIP	IP WLS BF H R ER SO BB IBB HBP BLK WP HR S P ERA WHIP	IP WLS BF H R ER SO BB IBB HBP BLK WP HR S P ERA WHIP	IP WLS BF H R ER SO BB IBB HBP BLK WP HR S P ERA WHIP	IP WLS BF H R ER SO BB IBB HBP BLK WP HR S P ERA WHIP	IP WLS BF H R ER SO BB IBB HBP BLK WP HR S P ERA WHIP	IP WLS BF H R ER SO BB IBB HBP BLK WP HR S P ERA WHIP	IP WLS BF H R ER SO BB IBB HBP BLK WP HR S P ERA WHIP

San Diego Padres @ Philadelphia Phillies
Citizens Bank Park, Philadelphia, PA
Sat Jul 23 2011, 4:12 PM - 7:26 PM EDT
Att: 45,072 - Partly Cloudy - 100 F

livebaseballscorecards.com

AB 33
R 8
H 11
RBI 8
BB 4
SO 9
LOB 18



Batter	1	2	3	4	5	6	7	8	9	AB	R	H	RBI	BB	SO	LOB	TOP			
13 Chris Denorfia, R OBP: 0.346, SLG: 0.391	G6-3	G6-3				K		CS	G1-3	5	2	2	1	0	1	0	San Diego Padres @ Philadelphia Phillies Citizens Bank Park, Philadelphia, PA Mon Jul 25 2011, 1:08 PM - 3:56 PM EDT Att: 45,640 - Partly Cloudy - 87 F			
8 Jason Bartlett, R OBP: 0.313, SLG: 0.304	K	K				G3			K	4	1	0	0	1	2	1				
7 Chase Headley, S OBP: 0.387, SLG: 0.406										5	0	3	1	0	1	0				
47 Ryan Ludwick, R OBP: 0.305, SLG: 0.380										2	0	1	1	0	0	1				
25 Will Venable, L OBP: 0.323, SLG: 0.339										1	0	0	0	0	0	0				
88 Kyle Blanks, R OBP: 0.214, SLG: 0.154										4	0	0	0	0	3	3				
15 Jesus Guzman, R OBP: 0.319, SLG: 0.522										4	1	1	0	0	0	0				
1 Orlando Hudson, S OBP: 0.339, SLG: 0.324										4	0	2	0	0	0	1				
32 Rob Johnson, R OBP: 0.258, SLG: 0.291										4	1	2	1	0	1	1				
41 Aaron Harang, R OBP: 0.143, SLG: 0.171										3	0	0	0	0	2	4				
50 Chad Qualls, R										0	0	0	0	0	0	0				
11 Logan Forsythe, R OBP: 0.258, SLG: 0.267										0	0	0	0	0	0	0				
37 Mike Adams, R										0	0	0	0	0	0	0				
21 Heath Bell, R										0	0	0	0	0	0	0				
Inning Stats	R: 0 E: 0 K: 1 S: 13	H: 2 LOB: 2 BB: 0 P: 20	R: 4 E: 0 K: 1 S: 18	H: 4 LOB: 1 BB: 1 P: 30	R: 0 E: 0 K: 2 S: 13	H: 2 LOB: 2 BB: 0 P: 17	R: 1 E: 0 K: 1 S: 11	H: 2 LOB: 1 BB: 0 P: 15	R: 0 E: 0 K: 2 S: 10	H: 0 LOB: 0 BB: 0 P: 18	R: 0 E: 0 K: 1 S: 7	H: 0 LOB: 0 BB: 0 P: 11	R: 0 E: 0 K: 1 S: 7	H: 0 LOB: 0 BB: 0 P: 14	R: 0 E: 0 K: 1 S: 10	H: 0 LOB: 0 BB: 0 P: 12	1B: 7 2B: 4 3B: 0 HR: 0	SF: 1 SAC: 0 DP: 0 HBP: 1	WP: 0 PB: 0 SB: 2 CS: 1	PA: 40
PITCHER	IP WLS BF H R ER SO BB IBB HBP BLK WP HR S P ERA WHIP																			
33 Cliff Lee, L ERA: 3.05	4.0 L 23 10 5 5 5 1 0 0 0 0 0 0 55 82 11.25 2.750																			
48 Drew Carpenter, R ERA: 5.4	2.0 7 1 0 0 2 0 0 0 0 0 0 0 21 35 0.00 0.500																			
54 Brad Lidge, R ERA:	1.0 3 0 0 0 1 0 0 0 0 0 0 0 7 11 0.00 0.000																			
40 Michael Stutes, R ERA: 3.19	2.0 6 0 0 0 2 0 0 1 0 0 0 0 17 26 0.00 0.000																			

Batter	1	2	3	4	5	6	7	8	9	AB	R	H	RBI	BB	SO	LOB	BOTTOM			
11 Jimmy Rollins, S OBP: 0.338, SLG: 0.398	P5									4	0	0	0	1	0	2	San Diego Padres @ Philadelphia Phillies Citizens Bank Park, Philadelphia, PA Mon Jul 25 2011, 1:08 PM - 3:56 PM EDT Att: 45,640 - Partly Cloudy - 87 F			
7 Michael Martinez, S OBP: 0.273, SLG: 0.339	F7									4	0	0	0	0	0	2				
26 Chase Utley, L OBP: 0.381, SLG: 0.471										3	1	1	0	1	1	0				
6 Ryan Howard, L OBP: 0.343, SLG: 0.457										4	0	1	0	0	1	2				
8 Shane Victorino, S OBP: 0.376, SLG: 0.521										4	1	3	1	0	0	0				
29 Raul Ibanez, L OBP: 0.290, SLG: 0.417										4	1	2	1	0	1	1				
9 Dornic Brown, L OBP: 0.338, SLG: 0.405										3	1	1	1	1	0	1				
51 Carlos Ruiz, R OBP: 0.372, SLG: 0.374										3	0	1	1	0	0	1				
33 Cliff Lee, L ERA: 3.05										1	0	0	0	0	1	0				
10 Ben Francisco, R OBP: 0.217, SLG: 0.339										1	0	0	0	0	0	1				
48 Drew Carpenter, R ERA: 5.4										0	0	0	0	0	0	0				
54 Brad Lidge, R ERA:										0	0	0	0	0	0	0				
15 John Mayberry Jr., R OBP: 0.217, SLG: 0.339										0	0	0	0	0	0	0				
40 Michael Stutes, R ERA: 3.19										0	0	0	0	0	0	0				
7 Ross Gload, L OBP: 0.290, SLG: 0.333										0	0	0	0	0	1	1				
Inning Stats	R: 1 E: 0 K: 0 S: 9	H: 2 LOB: 2 BB: 1 P: 20	R: 0 E: 0 K: 1 S: 7	H: 0 LOB: 0 BB: 0 P: 10	R: 0 E: 0 K: 1 S: 14	H: 1 LOB: 2 BB: 1 P: 23	R: 2 E: 0 K: 0 S: 11	H: 3 LOB: 0 BB: 0 P: 16	R: 0 E: 0 K: 0 S: 7	H: 0 LOB: 0 BB: 0 P: 12	R: 1 E: 0 K: 0 S: 14	H: 2 LOB: 1 BB: 0 P: 19	R: 0 E: 0 K: 2 S: 10	H: 1 LOB: 1 BB: 0 P: 12	R: 0 E: 0 K: 1 S: 8	H: 0 LOB: 1 BB: 1 P: 13	1B: 5 2B: 3 3B: 2 HR: 0	SF: 0 SAC: 1 DP: 1 HBP: 0	WP: 0 PB: 0 SB: 1 CS: 1	PA: 37
PITCHER	IP WLS BF H R ER SO BB IBB HBP BLK WP HR S P ERA WHIP																			
41 Aaron Harang, R ERA: 3.45	6.0 W 26 8 4 4 4 2 0 0 0 0 0 0 62 100 6.00 1.667																			
50 Chad Qualls, R ERA: 3.44	1.0 H 3 1 0 0 0 0 0 0 0 0 0 0 8 10 0.00 1.000																			
37 Mike Adams, R ERA: 1.17	1.0 H 4 1 0 0 2 0 0 0 0 0 0 0 10 12 0.00 1.000																			
21 Heath Bell, R ERA: 2.4	1.0 S 4 0 0 0 1 1 0 0 0 0 0 0 8 13 0.00 1.000																			

Batter	1	2	3	4	5	6	7	8	9	AB	R	H	RBI	BB	SO	LOB	TOP			
56 Andres Torres, S (1,8) OBP: 0.325, SLG: 0.368										4	1	1	0	0	1	0	San Francisco Giants @ Philadelphia Phillies Citizens Bank Park, Philadelphia, PA Tue Jul 26 2011, 7:08 PM - 9:16 PM EDT Att: 45,740 - Partly Cloudy - 88 F livebaseballscorecards.com AB 30 R 2 H 3 RBI 2 BB 1 SO 5 LOB 8			
8 Jeff Keppinger, R (1,4) OBP: 0.312, SLG: 0.417										4	0	1	0	0	0	1				
48 Pablo Sandoval, S (1,5) OBP: 0.345, SLG: 0.489										3	0	0	1	0	0	1				
17 Aubrey Huff, L (1,3) OBP: 0.294, SLG: 0.360										3	0	0	0	1	0	1				
12 Nate Schierholz, L (1,9)									4	0	0	0	0	0	2					
13 Cody Ross, R (1,7) OBP: 0.342, SLG: 0.404										3	0	0	0	0	0	0				
14 Mike Fontenot, L (1,6)									3	0	0	0	0	2	1					
22 Eli Whiteside, R (1,2) OBP: 0.306, SLG: 0.369										3	0	0	0	0	1	1				
75 Barry Zito, L (1,1)										2	0	0	0	0	1	1				
33 Aaron Rowand, R (8,PH) OBP: 0.294, SLG: 0.369										1	1	1	1	0	0	0				
59 Guillermo Mota, R (8,1) OBP: 0.200, SLG: 0.400										0	0	0	0	0	0	0				
Inning Stats	R: 1 E: 0 K: 0 S: 7	H: 1 LOB: 0 BB: 0 P: 11	R: 0 E: 0 K: 0 S: 10	H: 0 LOB: 0 BB: 0 P: 15	R: 0 E: 0 K: 1 S: 8	H: 0 LOB: 0 BB: 0 P: 13	R: 0 E: 0 K: 0 S: 7	H: 1 LOB: 1 BB: 0 P: 9	R: 0 E: 0 K: 0 S: 5	H: 0 LOB: 0 BB: 0 P: 7	R: 0 E: 0 K: 0 S: 7	H: 0 LOB: 0 BB: 0 P: 14	R: 1 E: 0 K: 1 S: 8	H: 1 LOB: 0 BB: 0 P: 11	R: 0 E: 0 K: 0 S: 8	H: 0 LOB: 1 BB: 1 P: 15	1B: 1 2B: 1 3B: 0 HR: 1	SF: 1 SAC: 0 DP: 0 HBP: 0	WP: 0 PB: 0 SB: 0 CS: 0	PA: 32
PITCHER 49 Vance Worley, R (1,1) ERA: 2.02	IP: 9.0 WLS: W BF: 32	H: 3 R: 2 ER: 2 SO: 5	BB: 1 IBB: 0 HBP: 0 BLK: 0	WP: 0 HR: 1 S: 74 P: 114	ERA: 2.00 WHIP: 0.444	PITCHER IP: WLS: BF: H: R: ER: SO: BB: IBB: HBP: BLK: WP: HR: S: P: ERA: WHIP														

Batter	1	2	3	4	5	6	7	8	9	AB	R	H	RBI	BB	SO	LOB	BOTTOM			
11 Jimmy Rollins, S (1,6) OBP: 0.335, SLG: 0.395										4	0	0	0	0	0	1	San Francisco Giants @ Philadelphia Phillies Citizens Bank Park, Philadelphia, PA Tue Jul 26 2011, 7:08 PM - 9:16 PM EDT Att: 45,740 - Partly Cloudy - 88 F livebaseballscorecards.com AB 30 R 7 H 7 RBI 7 BB 2 SO 4 LOB 2			
7 Michael Martinez, S (1,5) OBP: 0.265, SLG: 0.317										4	0	0	0	0	0	0				
26 Chase Utley, L (1,4) OBP: 0.383, SLG: 0.487										4	2	2	1	0	0	0				
6 Ryan Howard, L (1,3) OBP: 0.344, SLG: 0.468										4	2	2	2	0	0	0				
8 Shane Victorino, S (1,8) OBP: 0.374, SLG: 0.515										3	1	0	0	1	0	0				
29 Raul Ibanez, L (1,7) OBP: 0.290, SLG: 0.425										3	1	1	3	0	0	0				
15 John Mayberry Jr., R (1,9) OBP: 0.323, SLG: 0.461										3	1	2	1	0	1	0				
23 Brian Schneider, L (1,2) OBP: 0.247, SLG: 0.297										2	0	0	0	1	1	0				
49 Vance Worley, R (1,1) OBP: 0.125, SLG: 0.167										3	0	0	0	0	2	1				
Inning Stats	R: 4 E: 0 K: 1 S: 13	H: 3 LOB: 0 BB: 1 P: 19	R: 0 E: 0 K: 0 S: 5	H: 0 LOB: 0 BB: 0 P: 8	R: 0 E: 0 K: 0 S: 6	H: 0 LOB: 0 BB: 0 P: 10	R: 1 E: 0 K: 1 S: 12	H: 1 LOB: 0 BB: 0 P: 16	R: 0 E: 0 K: 1 S: 8	H: 0 LOB: 0 BB: 0 P: 9	R: 1 E: 0 K: 0 S: 9	H: 1 LOB: 0 BB: 0 P: 14	R: 0 E: 0 K: 1 S: 12	H: 1 LOB: 1 BB: 1 P: 21	R: 1 E: 0 K: 0 S: 6	H: 1 LOB: 0 BB: 0 P: 11		1B: 1 2B: 2 3B: 0 HR: 4	SF: 0 SAC: 0 DP: 0 HBP: 0	WP: 0 PB: 0 SB: 0 CS: 1
PITCHER 75 Barry Zito, L (1,1) ERA: 5.24	IP: 7.0 WLS: L BF: 28	H: 6 R: 6 ER: 6 SO: 4	BB: 2 IBB: 0 HBP: 0 BLK: 0	WP: 0 HR: 2 S: 65 P: 97	ERA: 7.71 WHIP: 1.143	PITCHER IP: WLS: BF: H: R: ER: SO: BB: IBB: HBP: BLK: WP: HR: S: P: ERA: WHIP														
59 Guillermo Mota, R (8,1) ERA: 4.1	IP: 1.0 WLS: L BF: 4	H: 1 R: 1 ER: 1 SO: 0	BB: 0 IBB: 0 HBP: 0 BLK: 0	WP: 0 HR: 1 S: 6 P: 11	ERA: 9.00 WHIP: 1.000															

Batter	1	2	3	4	5	6	7	8	9	AB	R	H	RBI	BB	SO	LOB	TOP				
33 Aaron Rowand, R OBP: 0.293, SLG: 0.374	P4		3B			K	G6-4-3			4	0	1	1	0	1	3					
14 Mike Fontenot, L OBP: 0.301, SLG: 0.360 35 Brandon Crawford, L OBP: 0.289, SLG: 0.276	K		G4-3			P6		F8		4	0	0	0	0	1	1					
48 Pablo Sandoval, S OBP: 0.344, SLG: 0.485	P3			G5-3				F8		4	0	1	0	0	0	0					
17 Aubrey Huff, L OBP: 0.294, SLG: 0.362 9 Brandon Belt, L OBP: 0.336, SLG: 0.348	B1-3			G3-1						4	0	1	0	0	0	1					
8 Jeff Keppinger, R OBP: 0.316, SLG: 0.421	K			G5-3						3	1	1	0	1	1	0					
13 Cody Ross, R OBP: 0.341, SLG: 0.399 38 Brian Wilson, R	K			G5-3						3	0	0	0	1	2	2					
12 Nate Schierholtz, L OBP: 0.325, SLG: 0.439			L5		E3					4	0	1	1	0	1	0					
22 Eli Whiteside, R OBP: 0.311, SLG: 0.368					K					3	1	1	0	0	2	1					
18 Matt Cain, R OBP: 0.136, SLG: 0.119 49 Javier López, L	K				K					3	0	0	0	0	1	5					
56 Andres Torres, S OBP: 0.324, SLG: 0.367					FC6			F8		1	0	0	0	0	0	0					
Inning Stats	R: 0 E: 0 K: 1 S: 6	H: 0 LOB: 0 BB: 0 P: 9	R: 0 E: 0 K: 2 S: 9	H: 0 LOB: 0 BB: 13 P: 13	R: 1 E: 0 K: 1 S: 11	H: 2 LOB: 1 BB: 0 P: 16	R: 0 E: 0 K: 0 S: 9	H: 0 LOB: 0 BB: 0 P: 14	R: 0 E: 1 K: 1 S: 13	H: 1 LOB: 1 BB: 0 P: 18	R: 0 E: 0 K: 1 S: 8	H: 1 LOB: 2 BB: 1 P: 20	R: 0 E: 0 K: 1 S: 13	H: 1 LOB: 2 BB: 1 P: 21	R: 0 E: 0 K: 2 S: 9	H: 0 LOB: 0 BB: 0 P: 12	1B: 2 2B: 3 3B: 1 HR: 0	SF: 0 SAC: 0 DP: 1 HBP: 1	WP: 0 PB: 0 SB: 0 CS: 0	PA: 36	
PITCHER	IP WLS BF H R ER SO BB IBB HBP BLK WP HR S P ERA WHIP	IP WLS BF H R ER SO BB IBB HBP BLK WP HR S P ERA WHIP	IP WLS BF H R ER SO BB IBB HBP BLK WP HR S P ERA WHIP	IP WLS BF H R ER SO BB IBB HBP BLK WP HR S P ERA WHIP	IP WLS BF H R ER SO BB IBB HBP BLK WP HR S P ERA WHIP	IP WLS BF H R ER SO BB IBB HBP BLK WP HR S P ERA WHIP	IP WLS BF H R ER SO BB IBB HBP BLK WP HR S P ERA WHIP	IP WLS BF H R ER SO BB IBB HBP BLK WP HR S P ERA WHIP	IP WLS BF H R ER SO BB IBB HBP BLK WP HR S P ERA WHIP	IP WLS BF H R ER SO BB IBB HBP BLK WP HR S P ERA WHIP	IP WLS BF H R ER SO BB IBB HBP BLK WP HR S P ERA WHIP	IP WLS BF H R ER SO BB IBB HBP BLK WP HR S P ERA WHIP	IP WLS BF H R ER SO BB IBB HBP BLK WP HR S P ERA WHIP	IP WLS BF H R ER SO BB IBB HBP BLK WP HR S P ERA WHIP	IP WLS BF H R ER SO BB IBB HBP BLK WP HR S P ERA WHIP	IP WLS BF H R ER SO BB IBB HBP BLK WP HR S P ERA WHIP	IP WLS BF H R ER SO BB IBB HBP BLK WP HR S P ERA WHIP	IP WLS BF H R ER SO BB IBB HBP BLK WP HR S P ERA WHIP	IP WLS BF H R ER SO BB IBB HBP BLK WP HR S P ERA WHIP	IP WLS BF H R ER SO BB IBB HBP BLK WP HR S P ERA WHIP	IP WLS BF H R ER SO BB IBB HBP BLK WP HR S P ERA WHIP

San Francisco Giants @ Philadelphia Phillies
Citizens Bank Park, Philadelphia, PA
Wed Jul 27 2011, 7:11 PM - 9:49 PM EDT
Att. 45,800 - Clear - 84 F

AB 33
R 2
H 6
RBI 2
BB 2
SO 9
LOB 13



Batter	1	2	3	4	5	6	7	8	9	AB	R	H	RBI	BB	SO	LOB	BOTTOM					
11 Jimmy Rollins, S OBP: 0.332, SLG: 0.391	F8		P5					FC1-6		4	0	0	0	0	0	1						
7 Michael Martinez, S OBP: 0.264, SLG: 0.303	G6-3					G3		F9		4	0	1	0	0	0	1						
26 Chase Utley, L OBP: 0.377, SLG: 0.477	F8					G4-3		F8		4	0	0	0	0	0	2						
6 Ryan Howard, L OBP: 0.341, SLG: 0.463		G1-3			F7					4	0	0	0	0	0	0						
8 Shane Victorino, S OBP: 0.373, SLG: 0.512		G3								4	1	1	0	0	0	0						
29 Raul Ibanez, L OBP: 0.290, SLG: 0.423										4	0	1	0	0	0	2						
9 Dornic Brown, L OBP: 0.343, SLG: 0.406										2	0	1	1	1	1	1						
51 Carlos Ruiz, R OBP: 0.368, SLG: 0.370										3	0	0	0	0	0	3						
35 Cole Hamels, L OBP: 0.196, SLG: 0.204 54 Brad Lidge, R										2	0	0	0	0	0	0						
7 Ross Gload, L OBP: 0.290, SLG: 0.313 21 Wilson Valdez, R OBP: 0.274, SLG: 0.291 37 Antonio Bastardo, R										0	0	0	0	0	0	0						
Inning Stats	R: 0 E: 0 K: 0 S: 9	H: 1 LOB: 2 BB: 1 P: 11	R: 0 E: 0 K: 0 S: 15	H: 1 LOB: 1 BB: 1 P: 26	R: 0 E: 0 K: 0 S: 9	H: 1 LOB: 1 BB: 0 P: 10	R: 0 E: 0 K: 1 S: 11	H: 1 LOB: 0 BB: 0 P: 17	R: 0 E: 0 K: 0 S: 6	H: 0 LOB: 0 BB: 0 P: 9	R: 0 E: 0 K: 0 S: 8	H: 0 LOB: 0 BB: 0 P: 12	R: 1 E: 1 K: 0 S: 11	H: 1 LOB: 0 BB: 0 P: 15	R: 0 E: 1 K: 0 S: 7	H: 0 LOB: 2 BB: 0 P: 10	R: 0 E: 0 K: 0 S: 12	H: 0 LOB: 0 BB: 0 P: 18	1B: 3 2B: 1 3B: 0 HR: 0	SF: 0 SAC: 0 DP: 1 HBP: 0	WP: 0 PB: 0 SB: 1 CS: 0	PA: 33
PITCHER	IP WLS BF H R ER SO BB IBB HBP BLK WP HR S P ERA WHIP	IP WLS BF H R ER SO BB IBB HBP BLK WP HR S P ERA WHIP	IP WLS BF H R ER SO BB IBB HBP BLK WP HR S P ERA WHIP	IP WLS BF H R ER SO BB IBB HBP BLK WP HR S P ERA WHIP	IP WLS BF H R ER SO BB IBB HBP BLK WP HR S P ERA WHIP	IP WLS BF H R ER SO BB IBB HBP BLK WP HR S P ERA WHIP	IP WLS BF H R ER SO BB IBB HBP BLK WP HR S P ERA WHIP	IP WLS BF H R ER SO BB IBB HBP BLK WP HR S P ERA WHIP	IP WLS BF H R ER SO BB IBB HBP BLK WP HR S P ERA WHIP	IP WLS BF H R ER SO BB IBB HBP BLK WP HR S P ERA WHIP	IP WLS BF H R ER SO BB IBB HBP BLK WP HR S P ERA WHIP	IP WLS BF H R ER SO BB IBB HBP BLK WP HR S P ERA WHIP	IP WLS BF H R ER SO BB IBB HBP BLK WP HR S P ERA WHIP	IP WLS BF H R ER SO BB IBB HBP BLK WP HR S P ERA WHIP	IP WLS BF H R ER SO BB IBB HBP BLK WP HR S P ERA WHIP	IP WLS BF H R ER SO BB IBB HBP BLK WP HR S P ERA WHIP	IP WLS BF H R ER SO BB IBB HBP BLK WP HR S P ERA WHIP	IP WLS BF H R ER SO BB IBB HBP BLK WP HR S P ERA WHIP	IP WLS BF H R ER SO BB IBB HBP BLK WP HR S P ERA WHIP	IP WLS BF H R ER SO BB IBB HBP BLK WP HR S P ERA WHIP	IP WLS BF H R ER SO BB IBB HBP BLK WP HR S P ERA WHIP	IP WLS BF H R ER SO BB IBB HBP BLK WP HR S P ERA WHIP

San Francisco Giants @ Philadelphia Phillies
Citizens Bank Park, Philadelphia, PA
Wed Jul 27 2011, 7:11 PM - 9:49 PM EDT
Att. 45,800 - Clear - 84 F

AB 31
R 1
H 4
RBI 1
BB 1
SO 1
LOB 10



Batter	1	2	3	4	5	6	7	8	9	AB	R	H	RBI	BB	SO	LOB	TOP											
3 Pedro Ciriaco, R OBP: 0.273, SLG: 0.364	G4-3																4 1 2 0 0 1 0											
46 Garrett Jones, L OBP: 0.317, SLG: 0.404																	1 0 0 0 0 1 0											
23 Matt Diaz, R OBP: 0.295, SLG: 0.333	G5-3																3 0 0 0 1 2 1											
22 Andrew McCutchen, R OBP: 0.379, SLG: 0.476																	3 1 0 0 1 2 3											
18 Neil Walker, S OBP: 0.340, SLG: 0.408																	4 0 3 1 0 0 0											
51 Steve Pearce, R OBP: 0.289, SLG: 0.307																	4 0 0 0 0 1 5											
2 Brandon Wood, R OBP: 0.280, SLG: 0.339																	4 1 2 1 0 1 0											
24 Pedro Alvarez, L OBP: 0.283, SLG: 0.309																	3 1 1 2 0 1 2											
55 Michael McKenry, R OBP: 0.285, SLG: 0.359																	4 0 0 0 0 4 1											
53 James McDonald, L OBP: 0.192, SLG: 0.079																	2 0 0 0 0 0 1 0											
25 Daniel McCutchen, R OBP: 0.300, SLG: 0.354																	0 0 0 0 0 0 0 1											
37 Lyle Overbay, L OBP: 0.300, SLG: 0.354																	1 0 0 0 0 0 0 0											
30 Chris Resop, R OBP: 0.287, SLG: 0.327																	0 0 0 0 0 0 0 0											
43 Jose Veras, R OBP: 0.287, SLG: 0.327																	1 0 0 0 0 0 0 0											
35 Xavier Paul, L OBP: 0.287, SLG: 0.327																	0 0 0 0 0 0 0 0											
Inning Stats	R: 0 E: 0 K: 0 S: 9	H: 1 LOB: 2 BB: 1 P: 15	R: 0 E: 0 K: 2 S: 10	H: 0 LOB: 0 BB: 0 P: 14	R: 0 E: 0 K: 3 S: 14	H: 1 LOB: 1 BB: 0 P: 19	R: 2 E: 0 K: 2 S: 13	H: 2 LOB: 0 BB: 0 P: 19	R: 0 E: 0 K: 1 S: 10	H: 1 LOB: 1 BB: 0 P: 12	R: 0 E: 0 K: 1 S: 10	H: 0 LOB: 1 BB: 0 P: 7	R: 2 E: 0 K: 1 S: 20	H: 3 LOB: 2 BB: 1 P: 28	R: 0 E: 0 K: 3 S: 11	H: 0 LOB: 0 BB: 0 P: 13	1B: 7 2B: 0 3B: 0 HR: 1	SF: 0 SAC: 0 DP: 1 HBP: 1	WP: 0 PB: 0 SB: 0 CS: 0	PA: 37								
PITCHER	IP	WLS	BF	H	R	ER	SO	BB	IBB	HBP	BLK	WP	HR	S	P	ERA	WHIP											
33 Cliff Lee, L ERA: 3.14	(1, 1)	7.2	W	33	8	4	4	11	2	0	1	0	0	1	87	121	4.70	1.304										
37 Antonio Bastardo, L ERA: 1.37	(8, 1)	0.1	H	1	0	0	0	1	0	0	0	0	0	0	4	5	0.00	0.000										
46 Ryan Madson, R ERA: 1.96	(9, 1)	1.0	S	3	0	0	0	3	0	0	0	0	0	0	11	13	0.00	0.000										

Pittsburgh Pirates @ Philadelphia Phillies
Citizens Bank Park, Philadelphia, PA
Sat Jul 30 2011, 7:08 PM - 10:06 PM EDT
Att: 45,737 - Clear - 90 F


AB 34
R 4
H 8
RBI 4
BB 2
SO 15
LOB 13



Batter	1	2	3	4	5	6	7	8	9	AB	R	H	RBI	BB	SO	LOB	BOTTOM											
11 Jimmy Rollins, S OBP: 0.336, SLG: 0.407																	5 2 2 1 0 1 3											
8 Shane Victorino, S OBP: 0.378, SLG: 0.526																	5 2 2 0 0 2 2											
26 Chase Utley, L OBP: 0.380, SLG: 0.500																	4 0 1 0 1 0 1											
6 Ryan Howard, L OBP: 0.344, SLG: 0.477																	4 1 4 3 1 0 0											
3 Hunter Pence, R OBP: 0.355, SLG: 0.468																	5 0 1 1 0 0 5											
29 Raul Ibanez, L OBP: 0.290, SLG: 0.413																	4 0 0 0 1 1 2											
27 Placido Polanco, R OBP: 0.331, SLG: 0.347																	5 1 2 0 0 0 4											
51 Carlos Ruiz, R OBP: 0.371, SLG: 0.374																	5 0 2 1 0 2 4											
33 Cliff Lee, L OBP: 0.240, SLG: 0.333																	4 1 2 0 0 1 1											
37 Antonio Bastardo, R ERA: 3.38	(8, 1)	1.0	S	3	1	1	0	0	0	0	0	0	0	0	0	0	0 0 0 0 0 0 0											
46 Ryan Madson, L ERA: 1.96	(9, 1)	1.0	S	3	0	0	0	3	0	0	0	0	0	0	0	0	0 0 0 0 0 0 0											
Inning Stats	R: 0 E: 0 K: 1 S: 6	H: 0 LOB: 0 BB: 0 P: 11	R: 1 E: 1 K: 1 S: 13	H: 1 LOB: 1 BB: 0 P: 20	R: 2 E: 0 K: 1 S: 13	H: 3 LOB: 3 BB: 2 P: 27	R: 2 E: 1 K: 2 S: 17	H: 4 LOB: 2 BB: 0 P: 21	R: 0 E: 0 K: 0 S: 11	H: 2 LOB: 2 BB: 0 P: 18	R: 0 E: 0 K: 1 S: 10	H: 1 LOB: 1 BB: 0 P: 16	R: 1 E: 0 K: 1 S: 12	H: 2 LOB: 1 BB: 0 P: 18	R: 1 E: 0 K: 0 S: 8	H: 3 LOB: 3 BB: 1 P: 21	1B: 10 2B: 3 3B: 1 HR: 2	SF: 0 SAC: 0 DP: 0 HBP: 0	WP: 0 PB: 0 SB: 1 CS: 0	PA: 44								
PITCHER	IP	WLS	BF	H	R	ER	SO	BB	IBB	HBP	BLK	WP	HR	S	P	ERA	WHIP											
53 James McDonald, R ERA: 4.17	(1, 1)	5.0	L	28	10	5	5	5	0	0	0	0	0	10	16	9.00	2.200											
25 Daniel McCutchen, R ERA: 2.17	(6, 1)	1.0		4	1	0	0	1	0	0	0	0	0	0	10	16	0.00	1.000										
30 Chris Resop, R ERA: 3.38	(7, 1)	1.0		5	2	1	1	1	0	0	0	0	0	12	18	9.00	2.000											
43 Jose Veras, R ERA: 3.38	(8, 1)	1.0		7	3	1	1	0	0	1	0	0	0	8	21	9.00	3.000											

Pittsburgh Pirates @ Philadelphia Phillies
Citizens Bank Park, Philadelphia, PA
Sat Jul 30 2011, 7:08 PM - 10:06 PM EDT
Att: 45,737 - Clear - 90 F

AB 41
R 7
H 16
RBI 6
BB 3
SO 7
LOB 22



Batter	1	2	3	4	5	6	7	8	9	10	AB	R	H	RBI	BB	SO	LOB	TOP						
38 Xavier Paul, L OBP: 0.290, SLG: 0.329	B1-3		F8	1B	F8		F8		K		5	0	2	2	0	1	2							
46 Garrett Jones, L OBP: 0.315, SLG: 0.404	G3-1		F9		F7				G3-1		5	0	1	1	0	0	3							
22 Andrew McCutchen, R OBP: 0.377, SLG: 0.475				L7		P4			K		5	0	1	0	0	1	1							
18 Neil Walker, S OBP: 0.341, SLG: 0.408	K			G3		37 HR					5	1	2	0	0	1	1							
24 Pedro Alvarez, L OBP: 0.275, SLG: 0.299	K			P5		K			F9		5	0	0	0	0	3	2							
37 Lyle Overbay, L OBP: 0.300, SLG: 0.349	K			K		K			K		4	1	1	2	0	3	1							
2 Brandon Wood, R OBP: 0.279, SLG: 0.337	K			K		L5			K		4	1	1	0	0	2	1							
69 Eric Fryer, R OBP: 0.357, SLG: 0.280	K			K		27 SH1-4			P6		3	2	1	0	1	1	0							
27 Jeff Karstens, R OBP: 0.136, SLG: 0.139				G6-3		38 1B			46 S		1	0	0	0	0	0	0							
97 Jose Berriel, L						27 SH1-4					0	0	0	0	0	0	0							
43 Jose Veras, R						38 1B					0	0	0	0	0	0	0							
23 Matt Diaz, R						27 SH1-4					0	0	0	0	0	0	0							
3 Pedro Ciriaco, R						38 1B					0	0	0	0	0	0	0							
30 Chris Resop, R						27 SH1-4					0	0	0	0	0	0	0							
65 Tony Watson, L						38 1B					0	0	0	0	0	0	0							
Inning Stats	R: 0 E: 0 K: 1 S: 11	H: 1 LOB: 1 BB: 0 P: 14	R: 0 E: 0 K: 3 S: 10	H: 0 LOB: 0 BB: 0 P: 15	R: 0 E: 0 K: 1 S: 12	H: 1 LOB: 1 BB: 0 P: 17	R: 0 E: 0 K: 0 S: 9	H: 0 LOB: 0 BB: 0 P: 17	R: 2 E: 0 K: 1 S: 15	H: 3 LOB: 1 BB: 0 P: 21	R: 2 E: 0 K: 1 S: 12	H: 2 LOB: 0 BB: 0 P: 15	R: 1 E: 0 K: 1 S: 13	H: 1 LOB: 1 BB: 1 P: 23	R: 0 E: 0 K: 1 S: 11	H: 1 LOB: 2 BB: 0 P: 15	R: 0 E: 0 K: 1 S: 7	H: 1 LOB: 0 BB: 0 P: 8	R: 0 E: 0 K: 1 S: 8	H: 0 LOB: 0 BB: 0 P: 8	1B: 7 2B: 2 3B: 0 HR: 1	SF: 0 SAC: 2 DP: 0 HBP: 0	WP: 0 PB: 0 SB: 1 CS: 0	PA: 41
PITCHER	IP WLS BF H R ER SO BB IBB HBP BLK WP HR S P ERA WHIP	49 Vance Worley, R ERA: 2.33	54 Brad Lidge, R ERA: 3.38	53 Juan Pablo Perez, L ERA: 3.8	57 David Herndon, R ERA: 4.46	46 Ryan Madson, R ERA: 1.51	PITCHER	IP WLS BF H R ER SO BB IBB HBP BLK WP HR S P ERA WHIP	37 Antonio Bastardo, L ERA: 1.34															

Pittsburgh Pirates @ Philadelphia Phillies
Citizens Bank Park, Philadelphia, PA
Sun Jul 31 2011, 1:43 PM - 5:01 PM EDT
Att: 45,809 - Partly Cloudy - 89 F

AB	38
R	5
H	10
RBI	5
BB	1
SO	12
LOB	11



Batter	1	2	3	4	5	6	7	8	9	10	AB	R	H	RBI	BB	SO	LOB	BOTTOM						
11 Jimmy Rollins, S OBP: 0.339, SLG: 0.408	F8		F8		F8		P5		BB		4	0	2	2	1	0	1							
8 Shane Victorino, S OBP: 0.378, SLG: 0.521	FC3-6		FC3-6		26 1B		K		BB		3	0	0	0	2	1	2							
26 Chase Utley, L OBP: 0.376, SLG: 0.493	P6		G3		BB		K		F8		5	0	1	0	0	0	4							
6 Ryan Howard, L OBP: 0.343, SLG: 0.476	K		G1-3		F9		G4-3		FC6-5		5	0	1	0	0	2	3							
3 Hunter Pence, R OBP: 0.355, SLG: 0.466	P6		K		K		23 G4-3		FC6-5		4	2	1	0	1	1	1							
29 Raul Ibanez, L OBP: 0.293, SLG: 0.434	HR		K		K		F9		29 2B		5	2	3	4	0	1	1							
23 Brian Schneider, L OBP: 0.247, SLG: 0.308	G6-3		G6-3		7 1B		G4-3		F9		4	1	1	0	0	0	1							
7 Michael Martinez, S OBP: 0.264, SLG: 0.314	P6		P6		11 1B		G4-3		F9		4	1	1	0	0	0	1							
49 Vance Worley, R OBP: 0.100, SLG: 0.200					11 1B				F9		1	0	1	0	0	0	0							
54 Brad Lidge, R					11 1B						0	0	0	0	0	0	0							
10 Ben Francisco, R					11 1B						0	0	0	0	0	0	0							
53 Juan Pablo Perez, R					11 1B						0	0	0	0	0	0	0							
57 David Herndon, R					11 1B						0	0	0	0	0	0	0							
46 Ryan Madson, L					11 1B						0	0	0	0	0	0	0							
7 Ross Cleveland, L					11 1B						0	0	0	0	0	0	0							
37 Antonio Bastardo, R					11 1B						0	0	0	0	0	0	0							
Inning Stats	R: 0 E: 0 K: 1 S: 7	H: 1 LOB: 1 BB: 0 P: 11	R: 1 E: 0 K: 0 S: 10	H: 1 LOB: 0 BB: 0 P: 14	R: 0 E: 0 K: 0 S: 7	H: 1 LOB: 1 BB: 0 P: 12	R: 0 E: 0 K: 2 S: 13	H: 0 LOB: 0 BB: 0 P: 19	R: 2 E: 0 K: 0 S: 12	H: 4 LOB: 2 BB: 1 P: 18	R: 0 E: 0 K: 0 S: 6	H: 0 LOB: 1 BB: 1 P: 14	R: 0 E: 0 K: 2 S: 8	H: 0 LOB: 0 BB: 0 P: 10	R: 2 E: 0 K: 0 S: 9	H: 2 LOB: 0 BB: 0 P: 14	R: 0 E: 0 K: 0 S: 11	H: 0 LOB: 2 BB: 0 P: 26	R: 1 E: 0 K: 1 S: 6	H: 2 LOB: 1 BB: 0 P: 10	1B: 5 2B: 4 3B: 0 HR: 2	SF: 0 SAC: 1 DP: 0 HBP: 0	WP: 0 PB: 0 SB: 3 CS: 1	PA: 42
PITCHER	IP WLS BF H R ER SO BB IBB HBP BLK WP HR S P ERA WHIP	27 Jeff Karstens, R ERA: 2.49	97 Joe Beigel, L ERA: 4.12	43 Jose Veras, R ERA: 3.51	30 Chris Resop, R ERA: 3.33	65 Tony Watson, L ERA: 1.99	PITCHER	IP WLS BF H R ER SO BB IBB HBP BLK WP HR S P ERA WHIP	27 Jeff Karstens, R ERA: 2.49															

Pittsburgh Pirates @ Philadelphia Phillies
Citizens Bank Park, Philadelphia, PA
Sun Jul 31 2011, 1:43 PM - 5:01 PM EDT
Att: 45,809 - Partly Cloudy - 89 F

AB	37
R	6
H	11
RBI	6
BB	4
SO	6
LOB	14



Batter	1	2	3	4	5	6	7	8	9	AB	R	H	RBI	BB	SO	LOB	TOP			
11 Jimmy Rollins, S OBP: 0.336, SLG: 0.400										4	1	0	0	1	0	1	Philadelphia Phillies @ Colorado Rockies Coors Field, Denver, CO Tue Aug 02 2011, 6:40 PM - 9:15 PM MDT Att: 39,101 - Partly Cloudy - 72 F			
8 Shane Victorino, S OBP: 0.379, SLG: 0.525										4	1	1	0	1	0	1				
26 Chase Utley, L OBP: 0.375, SLG: 0.489										4	0	0	1	0	0	3				
6 Ryan Howard, L OBP: 0.340, SLG: 0.485										4	2	2	2	0	1	2				
3 Hunter Pence, R OBP: 0.357, SLG: 0.471										3	0	2	1	1	0	0				
29 Raul Ibanez, L OBP: 0.295, SLG: 0.434										4	1	1	0	0	1	3				
27 Placido Polanco, R OBP: 0.330, SLG: 0.344										4	0	1	0	0	1	2				
23 Brian Schneider, L OBP: 0.236, SLG: 0.296										3	0	0	1	0	0	2				
38 Kyle Kendrick, R OBP: 0.300, SLG: 0.263										3	0	1	0	0	1	1				
15 John Mayberry Jr., R OBP: 0.322, SLG: 0.474										1	0	0	0	0	0	0				
57 David Herndon, R										0	0	0	0	0	0	0				
Inning Stats	R: 2 H: 2 E: 0 K: 1 S: 14	H: 2 LOB: 1 BB: 1 P: 27	R: 0 H: 0 E: 0 K: 1 S: 8	H: 0 LOB: 0 BB: 0 P: 10	R: 0 H: 0 E: 0 K: 0 S: 6	H: 0 LOB: 0 BB: 0 P: 13	R: 2 H: 3 E: 0 K: 0 S: 9	H: 3 LOB: 1 BB: 0 P: 13	R: 0 H: 0 E: 0 K: 1 S: 10	H: 1 LOB: 1 BB: 0 P: 19	R: 0 H: 1 E: 0 K: 0 S: 7	H: 1 LOB: 1 BB: 0 P: 12	R: 1 H: 1 E: 0 K: 1 S: 11	H: 1 LOB: 1 BB: 1 P: 21	R: 0 H: 0 E: 0 K: 0 S: 7	H: 0 LOB: 0 BB: 0 P: 9	1B: 4 2B: 2 HR: 2	SF: 1 SAC: 0 DP: 0 HBP: 0	WP: 0 PB: 0 SB: 0 CS: 0	PA: 38
PITCHER	IP WLS BF H R ER SO BB IBB HBP BLK WP HR S P ERA WHIP																			
28 Aaron Cook, R ERA: 5.34	4.0 L 18 5 4 4 2 1 0 0 0 0 1 37 63 9.00 1.500																			
61 Edgmer Escalona, R ERA: 3.02	3.0 2 12 2 0 0 1 1 0 0 0 0 24 40 0.00 1.000																			
27 Matt Lindstrom, R ERA: 3.02	1.0 5 1 1 1 1 1 0 0 0 0 1 11 21 9.00 2.000																			
51 Matt Reynolds, L ERA: 3.86	1.0 3 0 0 0 0 0 0 0 0 0 0 7 9 0.00 0.000																			

Batter	1	2	3	4	5	6	7	8	9	AB	R	H	RBI	BB	SO	LOB	BOTTOM					
1 Eric Young Jr., S OBP: 0.280, SLG: 0.216										4	0	1	0	0	1	1	Philadelphia Phillies @ Colorado Rockies Coors Field, Denver, CO Tue Aug 02 2011, 6:40 PM - 9:15 PM MDT Att: 39,101 - Partly Cloudy - 72 F					
Dexter Fowler, S OBP: 0.365, SLG: 0.394									3	0	1	0	1	2	1							
17 Todd Helton, L OBP: 0.392, SLG: 0.472										4	0	0	0	0	3							
2 Troy Tulowitzki, R OBP: 0.354, SLG: 0.509										2	0	0	0	1	0	0						
10 Chris Nelson, R OBP: 0.273, SLG: 0.411										4	0	0	0	0	2	2						
7 Seth Smith, L OBP: 0.336, SLG: 0.484										3	0	0	0	0	1	1						
9 Ian Stewart, L OBP: 0.234, SLG: 0.207										3	0	0	0	0	1	1						
61 Edgmer Escalona, R OBP: 0.294, SLG: 0.314										3	0	1	0	0	1	1						
14 Mark Ellis, R OBP: 0.284, SLG: 0.322										1	0	0	0	0	0	0						
20 Chris Iannetta, R OBP: 0.374, SLG: 0.412										2	0	0	0	0	0	1						
28 Aaron Cook, R OBP: 0.211, SLG: 0.211										1	0	0	0	0	0	0						
18 Jonathan Herrera, S OBP: 0.319, SLG: 0.352										2	0	0	0	0	0	1						
Inning Stats	R: 0 H: 1 E: 0 K: 1 S: 11	H: 0 LOB: 2 BB: 1 P: 21	R: 0 H: 0 E: 0 K: 0 S: 7	H: 0 LOB: 0 BB: 0 P: 10	R: 0 H: 1 E: 0 K: 1 S: 11	H: 1 LOB: 0 BB: 0 P: 20	R: 0 H: 0 E: 0 K: 0 S: 6	H: 0 LOB: 0 BB: 0 P: 11	R: 0 H: 1 E: 0 K: 1 S: 10	H: 1 LOB: 1 BB: 0 P: 15	R: 0 H: 0 E: 0 K: 0 S: 5	H: 0 LOB: 0 BB: 1 P: 11	R: 0 H: 1 E: 0 K: 2 S: 11	H: 1 LOB: 0 BB: 0 P: 14	R: 0 H: 0 E: 0 K: 2 S: 11	H: 0 LOB: 0 BB: 0 P: 15	R: 0 H: 0 E: 0 K: 0 S: 7	H: 0 LOB: 0 BB: 0 P: 12	1B: 3 2B: 2 HR: 0	SF: 0 SAC: 0 DP: 1 HBP: 0	WP: 0 PB: 0 SB: 1 CS: 0	PA: 32
PITCHER	IP WLS BF H R ER SO BB IBB HBP BLK WP HR S P ERA WHIP																					
38 Kyle Kendrick, R ERA: 3.19	8.0 W 29 4 4 0 7 2 0 0 0 0 0 72 117 0.00 0.750																					
57 David Herndon, R ERA: 4.33	1.0 3 0 0 0 0 0 0 0 0 0 0 7 12 0.00 0.000																					

AB	34
R	5
H	8
RBI	5
BB	3
SO	4
LOB	15



Batter	1	2	3	4	5	6	7	8	9	AB	R	H	RBI	BB	SO	LOB	TOP						
11 Jimmy Rollins, S OBP: 0.337, SLG: 0.399										4	2	1	1	1	1	1							
8 Shane Victorino, S OBP: 0.379, SLG: 0.522										4	1	1	1	1	1	1							
26 Chase Utley, L OBP: 0.383, SLG: 0.491										3	2	2	0	1	0	0							
6 Ryan Howard, L OBP: 0.343, SLG: 0.495										4	1	2	4	1	1	3							
3 Hunter Pence, R OBP: 0.355, SLG: 0.469										4	0	1	1	0	2	3							
29 Raul Ibanez, L OBP: 0.294, SLG: 0.431											5	0	1	0	0	1	3						
51 Carlos Ruiz, R OBP: 0.371, SLG: 0.381										4	1	1	0	0	0	1							
21 Wilson Valdez, R OBP: 0.283, SLG: 0.303										4	0	2	0	0	0	1							
34 Roy Halladay, R OBP: 0.111, SLG: 0.077										3	1	1	0	0	2	2							
37 Antonio Bastardo, R ERA: 4.37										0	0	0	0	0	0	0							
54 Brad Lidge, R ERA: 3.78										0	0	0	0	0	0	0							
Inning Stats	R: 1 H: 0 E: 0 K: 2 S: 10	H: 0 LOB: 2 BB: 3 P: 25	R: 4 H: 4 E: 0 K: 1 S: 15	H: 4 LOB: 1 BB: 0 P: 23	R: 0 H: 0 E: 0 K: 0 S: 7	H: 0 LOB: 0 BB: 0 P: 11	R: 1 H: 2 E: 0 K: 0 S: 14	H: 2 LOB: 2 BB: 1 P: 25	R: 0 H: 2 E: 0 K: 1 S: 9	H: 2 LOB: 1 BB: 0 P: 12	R: 2 H: 3 E: 0 K: 2 S: 14	H: 3 LOB: 1 BB: 0 P: 21	R: 0 H: 1 E: 0 K: 1 S: 9	H: 1 LOB: 0 BB: 0 P: 13	R: 0 H: 0 E: 0 K: 0 S: 8	H: 0 LOB: 0 BB: 0 P: 10	R: 0 H: 0 E: 0 K: 1 S: 10	H: 0 LOB: 0 BB: 0 P: 13	1B: 9 2B: 1 3B: 1 HR: 1	SF: 1 DP: 1 HBP: 1	WP: 1 PB: 0 SB: 0 CS: 0	PA: 42	
PITCHER	IP WLS BF H R ER SO BB IBB HBP BLK WP HR S P ERA WHIP	IP WLS BF H R ER SO BB IBB HBP BLK WP HR S P ERA WHIP	IP WLS BF H R ER SO BB IBB HBP BLK WP HR S P ERA WHIP	IP WLS BF H R ER SO BB IBB HBP BLK WP HR S P ERA WHIP	IP WLS BF H R ER SO BB IBB HBP BLK WP HR S P ERA WHIP	IP WLS BF H R ER SO BB IBB HBP BLK WP HR S P ERA WHIP	IP WLS BF H R ER SO BB IBB HBP BLK WP HR S P ERA WHIP	IP WLS BF H R ER SO BB IBB HBP BLK WP HR S P ERA WHIP	IP WLS BF H R ER SO BB IBB HBP BLK WP HR S P ERA WHIP	IP WLS BF H R ER SO BB IBB HBP BLK WP HR S P ERA WHIP	IP WLS BF H R ER SO BB IBB HBP BLK WP HR S P ERA WHIP	IP WLS BF H R ER SO BB IBB HBP BLK WP HR S P ERA WHIP	IP WLS BF H R ER SO BB IBB HBP BLK WP HR S P ERA WHIP	IP WLS BF H R ER SO BB IBB HBP BLK WP HR S P ERA WHIP	IP WLS BF H R ER SO BB IBB HBP BLK WP HR S P ERA WHIP	IP WLS BF H R ER SO BB IBB HBP BLK WP HR S P ERA WHIP	IP WLS BF H R ER SO BB IBB HBP BLK WP HR S P ERA WHIP	IP WLS BF H R ER SO BB IBB HBP BLK WP HR S P ERA WHIP	IP WLS BF H R ER SO BB IBB HBP BLK WP HR S P ERA WHIP	IP WLS BF H R ER SO BB IBB HBP BLK WP HR S P ERA WHIP	IP WLS BF H R ER SO BB IBB HBP BLK WP HR S P ERA WHIP	IP WLS BF H R ER SO BB IBB HBP BLK WP HR S P ERA WHIP	IP WLS BF H R ER SO BB IBB HBP BLK WP HR S P ERA WHIP

Philadelphia Phillies @ Colorado Rockies
Coors Field, Denver, CO
Wed Aug 03 2011, 1:11 PM - 4:01 PM MDT
Att: 39,468 - Sunny - 81 F

AB	35
R	8
H	12
RBI	7
BB	4
SO	8
LOB	15



Batter	1	2	3	4	5	6	7	8	9	AB	R	H	RBI	BB	SO	LOB	BOTTOM						
1 Eric Young Jr., S OBP: 0.275, SLG: 0.218										4	1	1	0	0	2	1							
Dexter Fowler, S OBP: 0.397, SLG: 0.400										3	3	1	0	1	0	0							
17 Todd Helton, L OBP: 0.393, SLG: 0.482										4	1	2	3	0	0	1							
2 Troy Tulowitzki, R OBP: 0.354, SLG: 0.509										2	0	1	1	0	1	0							
7 Seth Smith, L OBP: 0.335, SLG: 0.481										4	0	1	0	0	1	2							
9 Ian Stewart, L OBP: 0.234, SLG: 0.217										4	1	1	0	0	1	3							
14 Mark Ellis, R OBP: 0.189, SLG: 0.322										3	0	1	0	0	2	1							
34 Matt Belisle, R ERA: 1.49										0	0	0	0	0	0	0							
19 Ryan Spilborghs, R (PH) OBP: 0.292, SLG: 0.312										1	0	0	0	0	0	0							
55 Eliezer Alfonzo, R OBP: 0.355, SLG: 0.414										4	0	2	1	0	2	1							
46 Jason Hammel, R OBP: 0.189, SLG: 0.278										1	0	0	0	0	1	0							
49 Rex Brothers, L ERA: 2.95										0	0	0	0	0	0	0							
10 Chris Nelson, R OBP: 0.267, SLG: 0.402										2	0	0	0	0	0	1							
Inning Stats	R: 2 H: 1 E: 1 K: 0 S: 8	H: 1 LOB: 0 BB: 0 P: 15	R: 1 H: 2 E: 0 K: 1 S: 11	H: 2 LOB: 1 BB: 0 P: 14	R: 1 H: 1 E: 0 K: 0 S: 11	H: 1 LOB: 0 BB: 1 P: 19	R: 0 H: 1 E: 0 K: 2 S: 10	H: 1 LOB: 0 BB: 0 P: 13	R: 1 H: 1 E: 0 K: 2 S: 11	H: 1 LOB: 0 BB: 0 P: 15	R: 0 H: 1 E: 0 K: 1 S: 10	H: 1 LOB: 0 BB: 0 P: 17	R: 0 H: 1 E: 0 K: 1 S: 9	H: 1 LOB: 1 BB: 0 P: 11	R: 1 H: 2 E: 0 K: 2 S: 14	H: 2 LOB: 1 BB: 0 P: 23	R: 0 H: 0 E: 0 K: 1 S: 9	H: 0 LOB: 0 BB: 0 P: 13	1B: 7 2B: 1 3B: 1 HR: 1	SF: 1 DP: 2 HBP: 0	WP: 1 PB: 0 SB: 2 CS: 1	PA: 36	
PITCHER	IP WLS BF H R ER SO BB IBB HBP BLK WP HR S P ERA WHIP	IP WLS BF H R ER SO BB IBB HBP BLK WP HR S P ERA WHIP	IP WLS BF H R ER SO BB IBB HBP BLK WP HR S P ERA WHIP	IP WLS BF H R ER SO BB IBB HBP BLK WP HR S P ERA WHIP	IP WLS BF H R ER SO BB IBB HBP BLK WP HR S P ERA WHIP	IP WLS BF H R ER SO BB IBB HBP BLK WP HR S P ERA WHIP	IP WLS BF H R ER SO BB IBB HBP BLK WP HR S P ERA WHIP	IP WLS BF H R ER SO BB IBB HBP BLK WP HR S P ERA WHIP	IP WLS BF H R ER SO BB IBB HBP BLK WP HR S P ERA WHIP	IP WLS BF H R ER SO BB IBB HBP BLK WP HR S P ERA WHIP	IP WLS BF H R ER SO BB IBB HBP BLK WP HR S P ERA WHIP	IP WLS BF H R ER SO BB IBB HBP BLK WP HR S P ERA WHIP	IP WLS BF H R ER SO BB IBB HBP BLK WP HR S P ERA WHIP	IP WLS BF H R ER SO BB IBB HBP BLK WP HR S P ERA WHIP	IP WLS BF H R ER SO BB IBB HBP BLK WP HR S P ERA WHIP	IP WLS BF H R ER SO BB IBB HBP BLK WP HR S P ERA WHIP	IP WLS BF H R ER SO BB IBB HBP BLK WP HR S P ERA WHIP	IP WLS BF H R ER SO BB IBB HBP BLK WP HR S P ERA WHIP	IP WLS BF H R ER SO BB IBB HBP BLK WP HR S P ERA WHIP	IP WLS BF H R ER SO BB IBB HBP BLK WP HR S P ERA WHIP	IP WLS BF H R ER SO BB IBB HBP BLK WP HR S P ERA WHIP	IP WLS BF H R ER SO BB IBB HBP BLK WP HR S P ERA WHIP	IP WLS BF H R ER SO BB IBB HBP BLK WP HR S P ERA WHIP

Philadelphia Phillies @ Colorado Rockies
Coors Field, Denver, CO
Wed Aug 03 2011, 1:11 PM - 4:01 PM MDT
Att: 39,468 - Sunny - 81 F

AB	32
R	6
H	10
RBI	5
BB	1
SO	10
LOB	10



Batter	1	2	3	4	5	6	7	8	9	AB	R	H	RBI	BB	SO	LOB	TOP										
11 Jimmy Rollins, S OBP: 0.337, SLG: 0.396 21 Wilson Valdez, R OBP: 0.284, SLG: 0.299										4	1	1	2	1	2	1	Philadelphia Phillies @ San Francisco Giants AT&T Park, San Francisco, CA Fri Aug 05 2011, 7:15 PM - 10:18 PM PDT Att. 42,165 - Clear - 61 F										
27 Placido Polanco, R OBP: 0.332, SLG: 0.345										4	0	2	1	1	0	0											
8 Shane Victorino, S OBP: 0.387, SLG: 0.533 6 Ryan Howard, L OBP: 0.342, SLG: 0.490										3	1	2	1	0	0	1											
26 Chase Utley, L OBP: 0.379, SLG: 0.485										5	1	1	0	0	1	5											
3 Hunter Pence, R OBP: 0.359, SLG: 0.485										5	1	2	1	0	1	0											
29 Raul Ibanez, L OBP: 0.295, SLG: 0.432										4	2	1	1	1	1	1											
15 John Mayberry Jr., R OBP: 0.322, SLG: 0.553										5	2	2	2	0	0	1											
23 Brian Schneider, L OBP: 0.255, SLG: 0.298										3	1	1	1	1	1	0											
49 Vance Worley, R OBP: 0.172, SLG: 0.207 40 Michael Stutes, R OBP: 0.284, SLG: 0.319 7 Ross Gload, L OBP: 0.284, SLG: 0.319 57 David Herndon, R										4	0	1	0	0	1	3											
Inning Stats	R: 0 E: 0 K: 1 S: 9	H: 0 LOB: 0 BB: 1 P: 13	R: 0 E: 0 K: 0 S: 6	H: 0 LOB: 0 BB: 0 P: 10	R: 0 E: 0 K: 2 S: 13	H: 1 LOB: 1 BB: 0 P: 20	R: 4 E: 0 K: 0 S: 14	H: 4 LOB: 0 BB: 0 P: 23	R: 1 E: 0 K: 1 S: 11	H: 2 LOB: 1 BB: 1 P: 21	R: 3 E: 0 K: 0 S: 17	H: 4 LOB: 3 BB: 1 P: 32	R: 1 E: 0 K: 1 S: 10	H: 1 LOB: 1 BB: 0 P: 20	R: 0 E: 0 K: 1 S: 6	H: 0 LOB: 1 BB: 1 P: 13		R: 0 E: 0 K: 2 S: 13	H: 1 LOB: 2 BB: 1 P: 21	1B: 9 2B: 1 3B: 0 HR: 3	SF: 0 SAC: 0 DP: 1 HBP: 2	WP: 1 PB: 0 SB: 2 CS: 0	PA: 45				
PITCHER	IP	WLS	BF	H	R	ER	SO	BB	IBB	HBP	BLK	WP	HR	S	P	ERA	WHIP										
57 Jonathan Sánchez, L ERA: 4.1	4.2	L	21	7	5	5	4	2	0	0	0	0	2	52	85	9.64	1.929										
52 Ramon E Ramirez, R ERA: 2.91	1.0		9	4	3	3	0	1	0	1	0	0	1	17	32	27.00	5.000										
41 Jeremy Affeldt, L ERA: 2.86	1.1		6	1	1	1	1	0	0	1	0	0	1	11	22	6.75	0.750										
59 Guillermo Mota, R ERA: 4.07	1.0		4	0	0	0	1	1	0	0	0	0	0	6	13	0.00	1.000										
38 Brian Wilson, R ERA: 2.86	1.0		5	1	0	0	2	1	0	0	0	0	0	13	21	0.00	2.000										

Batter	1	2	3	4	5	6	7	8	9	AB	R	H	RBI	BB	SO	LOB	BOTTOM										
56 Andres Torres, S OBP: 0.318, SLG: 0.354										4	0	0	0	0	1	1	Philadelphia Phillies @ San Francisco Giants AT&T Park, San Francisco, CA Fri Aug 05 2011, 7:15 PM - 10:18 PM PDT Att. 42,165 - Clear - 61 F										
8 Jeff Keppinger, R OBP: 0.313, SLG: 0.400										3	1	0	0	1	0	1											
15 Carlos Beltrán, S OBP: 0.383, SLG: 0.503 41 Jeremy Affeldt, L ERA: 2.86 7 Mark DeRosa, R OBP: 0.220, SLG: 0.184										3	0	1	0	0	1	1											
48 Pablo Sandoval, S OBP: 0.350, SLG: 0.502 14 Mike Fontenot, L OBP: 0.297, SLG: 0.352										2	0	1	1	0	0	0											
17 Aubrey Huff, L OBP: 0.296, SLG: 0.369 59 Guillermo Mota, R OBP: 0.143, SLG: 0.286 38 Brian Wilson, R										3	0	1	0	0	0	2											
43 Orlando Cabrera, R OBP: 0.276, SLG: 0.320										4	0	2	0	0	0	1											
12 Nate Schierholtz, L OBP: 0.312, SLG: 0.416 52 Ramon E Ramirez, R										2	0	0	0	0	1	3											
13 Cody Ross, R OBP: 0.341, SLG: 0.399										2	0	1	0	0	0	1											
22 Eli Whiteside, R OBP: 0.296, SLG: 0.367 37 Chris Stewart, R OBP: 0.232, SLG: 0.287										2	1	1	1	0	0	1											
57 Jonathan Sánchez, L OBP: 0.241, SLG: 0.357 33 Aaron Rowand, R OBP: 0.284, SLG: 0.381										1	0	0	0	0	1	0											
Inning Stats	R: 1 E: 0 K: 0 S: 10	H: 1 LOB: 1 BB: 1 P: 21	R: 0 E: 0 K: 1 S: 8	H: 1 LOB: 0 BB: 0 P: 13	R: 0 E: 0 K: 2 S: 8	H: 0 LOB: 0 BB: 0 P: 12	R: 0 E: 0 K: 0 S: 11	H: 2 LOB: 2 BB: 0 P: 14	R: 1 E: 0 K: 1 S: 9	H: 2 LOB: 1 BB: 0 P: 17	R: 0 E: 0 K: 0 S: 9	H: 1 LOB: 1 BB: 0 P: 13	R: 0 E: 0 K: 2 S: 9	H: 0 LOB: 0 BB: 0 P: 13	R: 0 E: 0 K: 1 S: 9	H: 1 LOB: 1 BB: 0 P: 14	R: 0 E: 0 K: 0 S: 8	H: 1 LOB: 1 BB: 0 P: 13	1B: 6 2B: 2 3B: 0 HR: 1	SF: 1 SAC: 0 DP: 1 HBP: 0	WP: 0 PB: 1 SB: 0 CS: 0	PA: 36					
PITCHER	IP	WLS	BF	H	R	ER	SO	BB	IBB	HBP	BLK	WP	HR	S	P	ERA	WHIP										
49 Vance Worley, R ERA: 2.35	7.0	W	28	7	2	2	6	1	0	0	0	0	1	64	103	2.57	1.143										
40 Michael Stutes, R ERA: 3.1	1.0		4	1	0	0	1	0	0	0	0	0	0	9	14	0.00	1.000										
57 David Herndon, R ERA: 4.21	1.0		4	1	0	0	0	0	0	0	0	0	0	8	13	0.00	1.000										

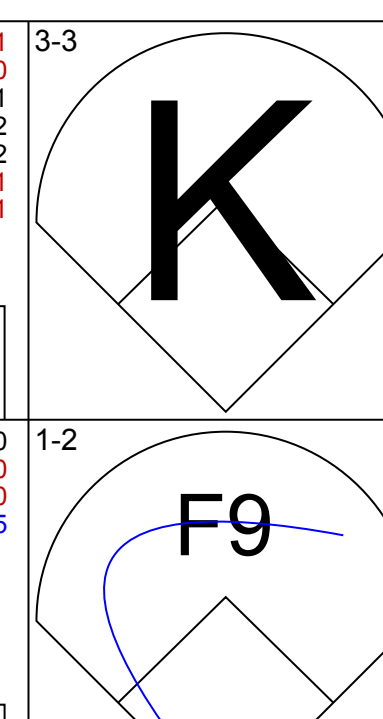
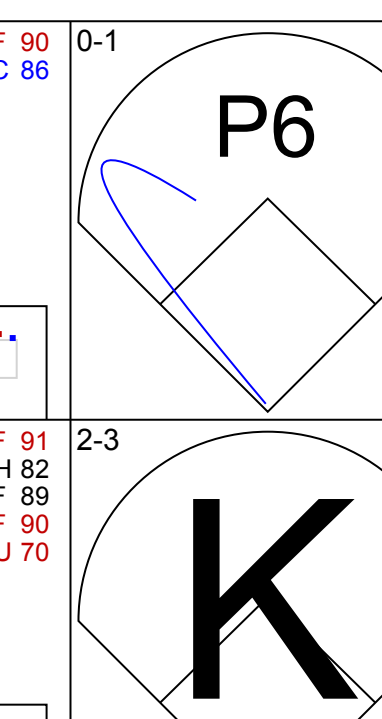
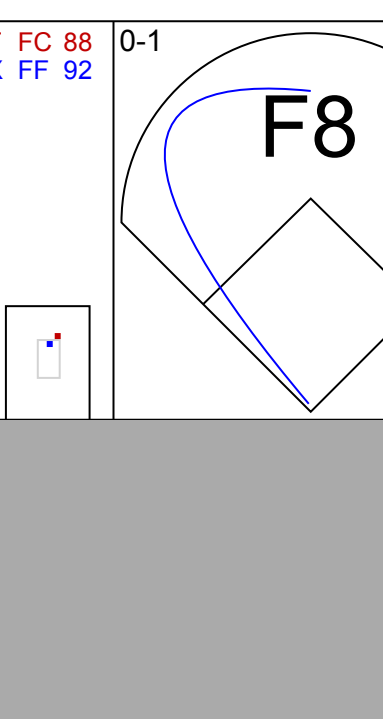
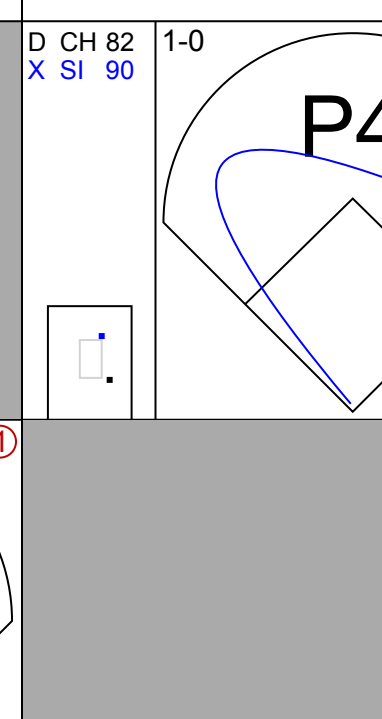
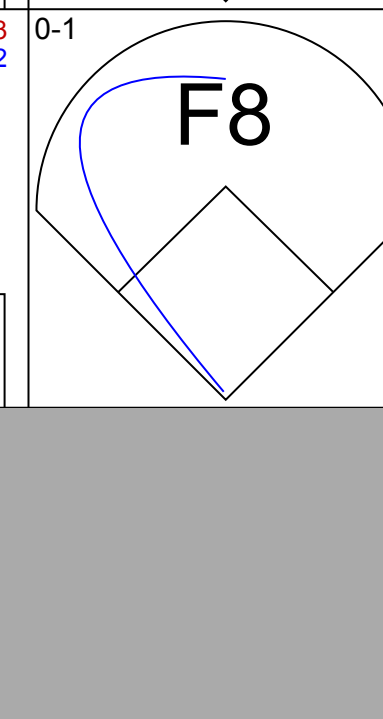
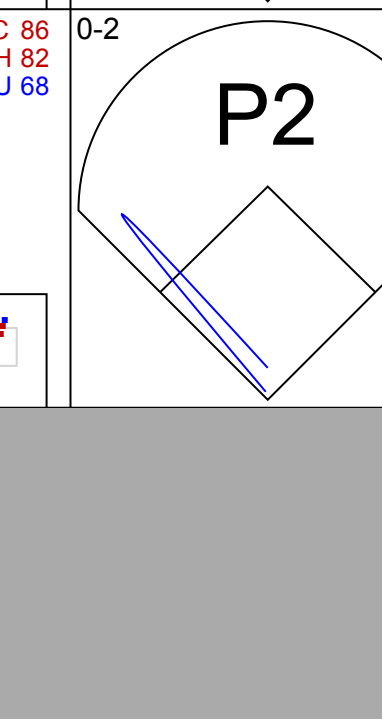
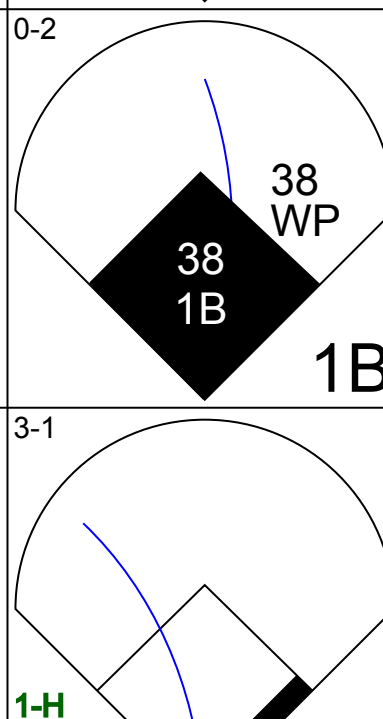
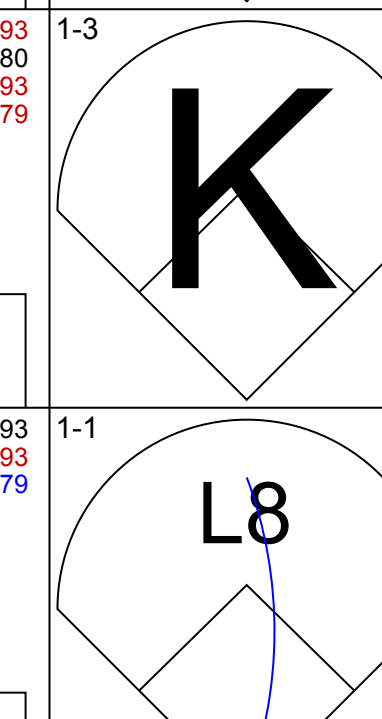


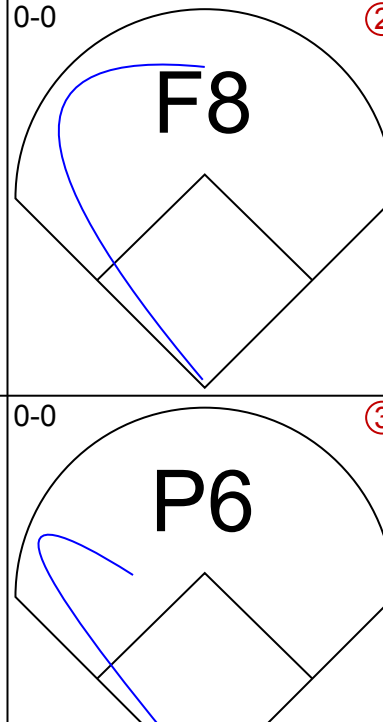

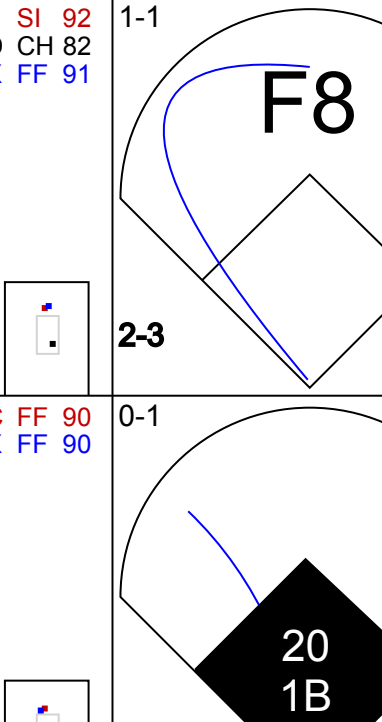
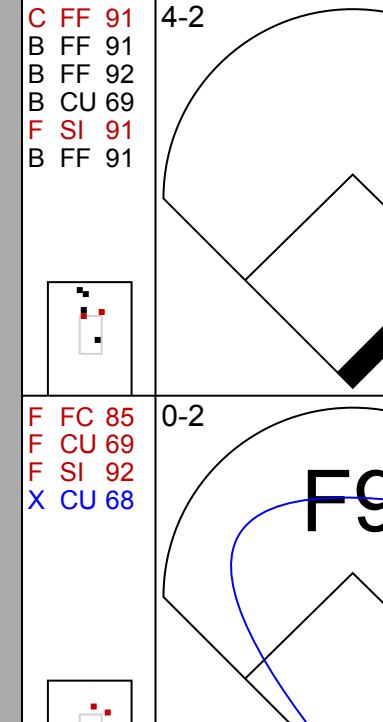



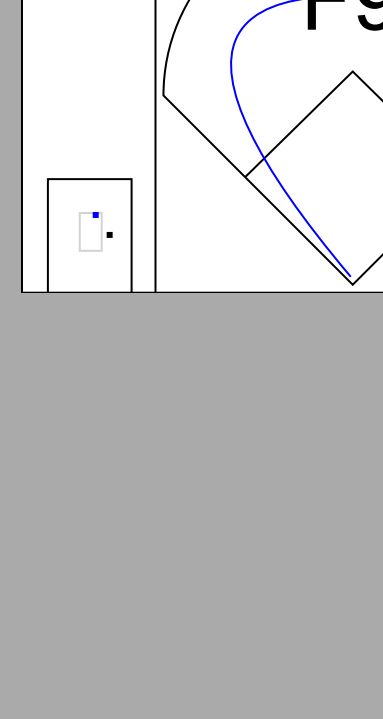


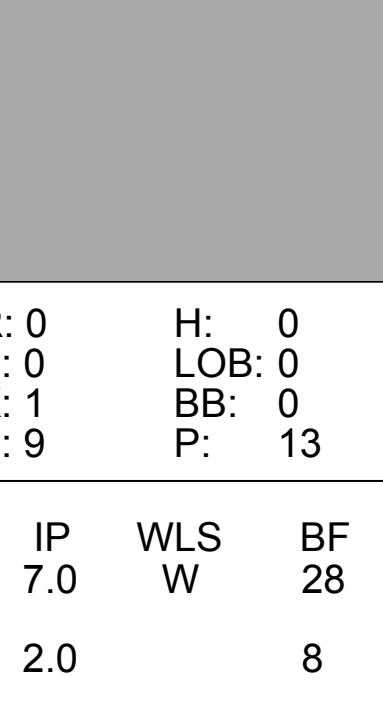
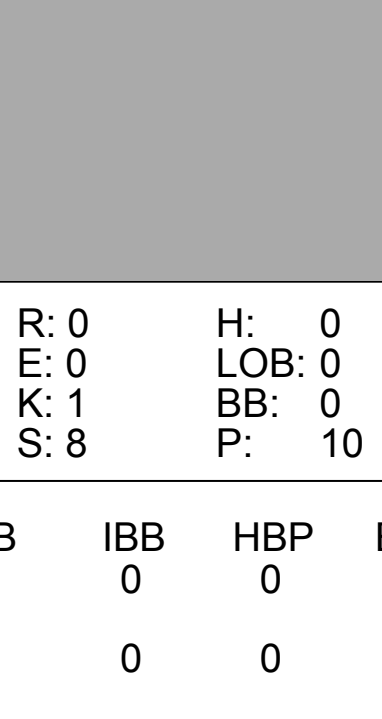
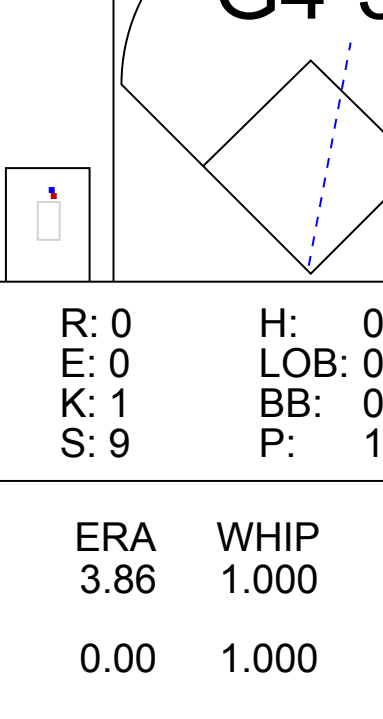
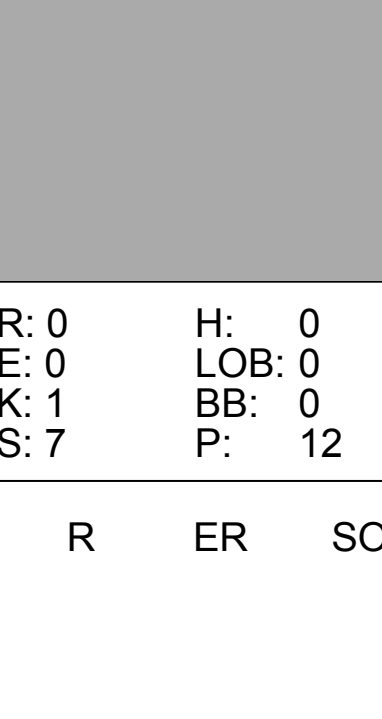
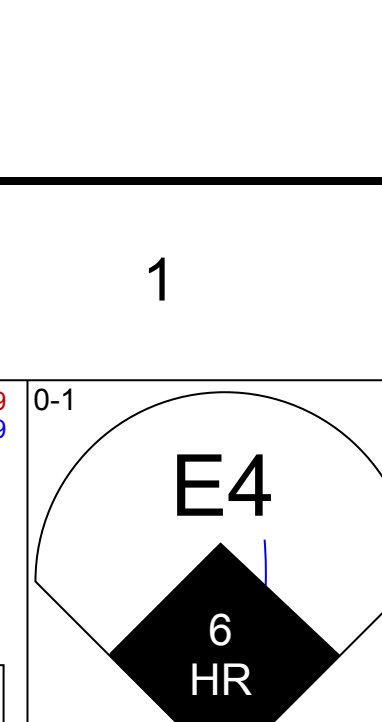
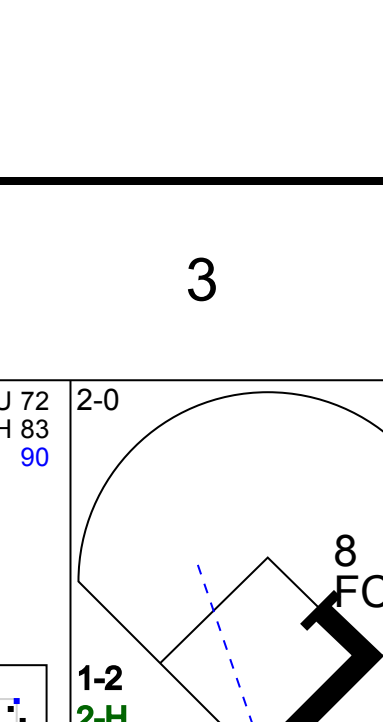
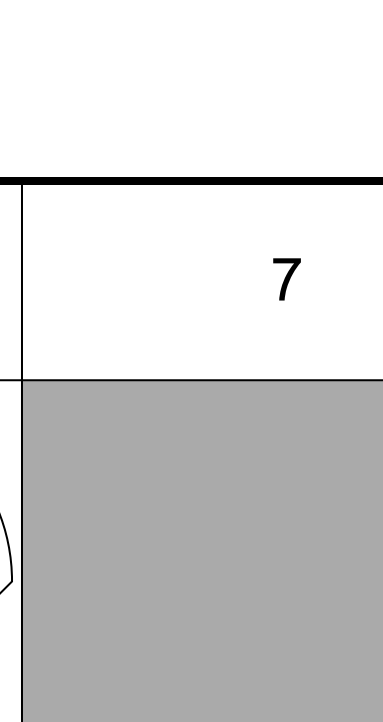
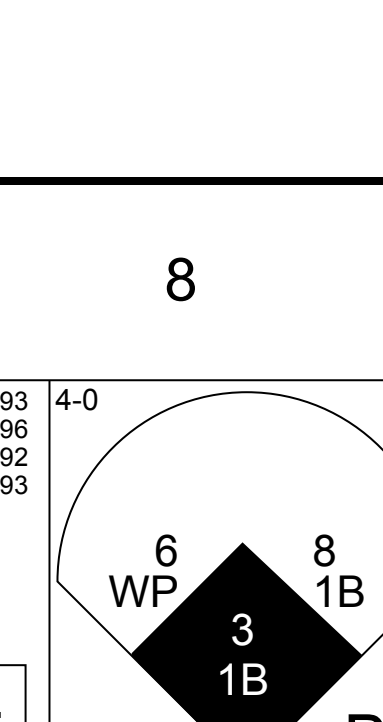
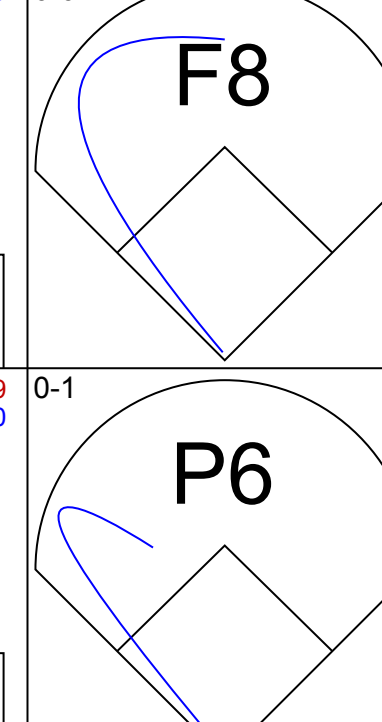
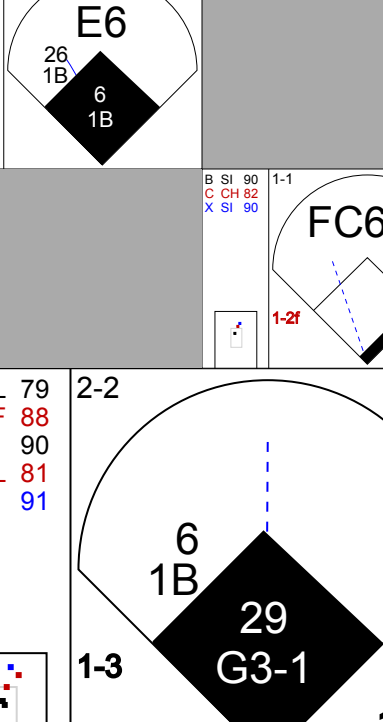


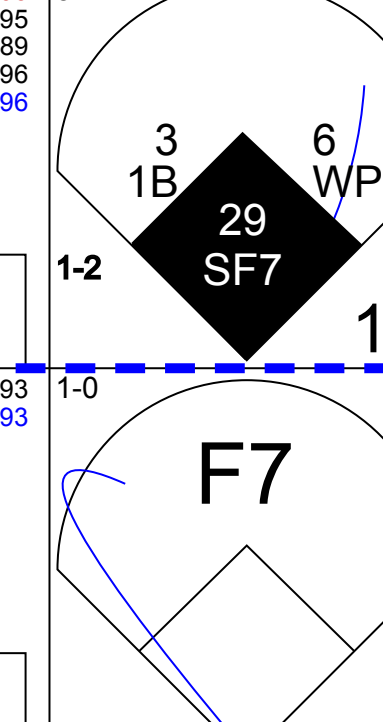
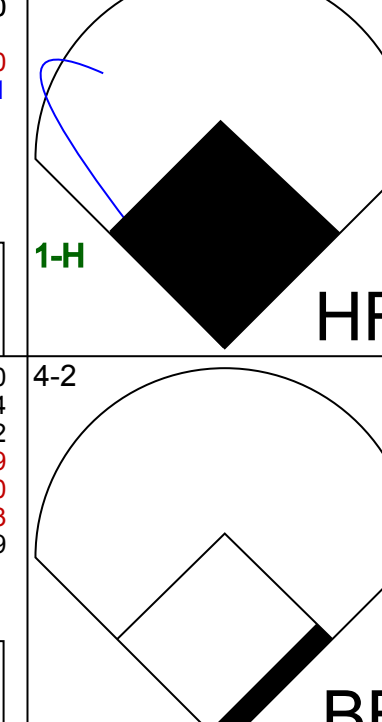


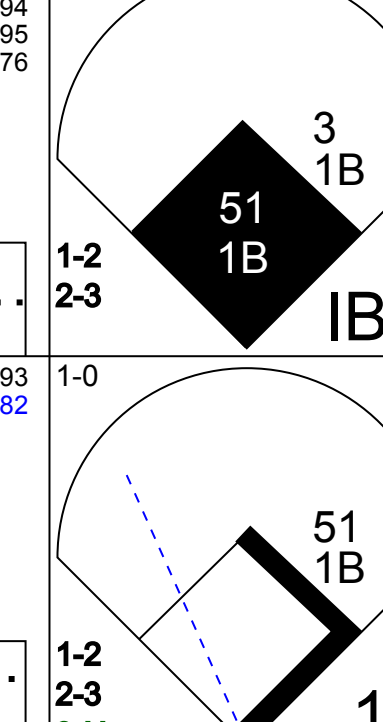
AB	38
R	9
H	13
RBI	9
BB	5
SO	8
LOB	14

AB	34
R	2
H	9
RBI	2
BB	1
SO	7
LOB	14



Batter	1	2	3	4	5	6	7	8	9	AB	R	H	RBI	BB	SO	LOB	TOP				
24 Rick Ankiel, L (1,8) OBP: 0.314, SLG: 0.388										4	1	2	1	1	0	1	<p>Washington Nationals @ Philadelphia Phillies Citizens Bank Park, Philadelphia, PA Fri Aug 12 2011, 7:35 PM - 10:16 PM EDT Att: 45,762 - Clear - 82 F</p> <p>livebaseballscorecards.com</p> <p>AB 32 R 4 H 9 RBI 4 BB 5 SO 7 LOB 22</p>				
8 Danny Espinosa, S (1,4) OBP: 0.314, SLG: 0.415										3	0	1	0	1	2	3					
11 Ryan Zimmerman, R (1,5) OBP: 0.367, SLG: 0.443										2	0	0	0	2	0	3					
30 Jonny Gomes, R (1,7) OBP: 0.337, SLG: 0.414										4	0	0	0	0	0	5					
13 Alex Cora, L (8,3) OBP: 0.292, SLG: 0.267										0	0	0	0	0	0	0					
28 Jayson Werth, R (1,9) OBP: 0.329, SLG: 0.382										4	0	0	1	0	1	4					
3 Wilson Ramos, R (1,2) OBP: 0.292, SLG: 0.399										4	1	1	0	0	1	2					
19 Laynce Nix, L (1,3) OBP: 0.301, SLG: 0.463										3	1	1	0	1	1	0					
43 Brian Bixler, R (8,7) OBP: 0.258, SLG: 0.246										0	0	0	0	0	0	0					
20 Ian Desmond, R (1,6) OBP: 0.275, SLG: 0.323										4	1	2	0	0	1	3					
61 Livan Hernandez, R (1,1) OBP: 0.231, SLG: 0.231										3	0	2	2	0	0	0					
36 Tyler Clippard, R (7,1) OBP: 0.231, SLG: 0.216										0	0	0	0	0	0	0					
27 Jordan Zimmermann, R (9,1) OBP: 0.275, SLG: 0.323										1	0	0	0	0	1	1					
22 Drew Storen, S (9,1) OBP: 0.275, SLG: 0.323										0	0	0	0	0	0	0					
Inning Stats	R: 0 H: 0 E: 0 K: 2 S: 11	H: 0 BB: 2 P: 24	R: 2 H: 3 E: 0 K: 2 S: 15	H: 3 BB: 1 P: 22	R: 0 H: 0 E: 0 K: 0 S: 6	H: 0 BB: 0 P: 9	R: 0 H: 1 E: 0 K: 0 S: 4	H: 1 LOB: 0 P: 6	R: 1 H: 2 E: 0 K: 1 S: 16	H: 2 LOB: 2 P: 27	R: 0 H: 0 E: 0 K: 0 S: 8	H: 0 BB: 1 P: 14	R: 0 H: 0 E: 0 K: 1 S: 6	H: 0 BB: 0 P: 7	R: 0 H: 1 E: 0 K: 1 S: 8	H: 1 BB: 0 P: 10	1B: 8 2B: 1 3B: 0 HR: 0	SF: 0 SAC: 0 DP: 3 HBP: 0	WP: 0 PB: 0 SB: 2 CS: 1	PA: 37	
PITCHER	IP WLS BF H R ER SO BB IBB HBP BLK WP HR S P ERA WHIP	IP WLS BF H R ER SO BB IBB HBP BLK WP HR S P ERA WHIP	IP WLS BF H R ER SO BB IBB HBP BLK WP HR S P ERA WHIP	IP WLS BF H R ER SO BB IBB HBP BLK WP HR S P ERA WHIP	IP WLS BF H R ER SO BB IBB HBP BLK WP HR S P ERA WHIP	IP WLS BF H R ER SO BB IBB HBP BLK WP HR S P ERA WHIP	IP WLS BF H R ER SO BB IBB HBP BLK WP HR S P ERA WHIP	IP WLS BF H R ER SO BB IBB HBP BLK WP HR S P ERA WHIP	IP WLS BF H R ER SO BB IBB HBP BLK WP HR S P ERA WHIP	IP WLS BF H R ER SO BB IBB HBP BLK WP HR S P ERA WHIP	IP WLS BF H R ER SO BB IBB HBP BLK WP HR S P ERA WHIP	IP WLS BF H R ER SO BB IBB HBP BLK WP HR S P ERA WHIP	IP WLS BF H R ER SO BB IBB HBP BLK WP HR S P ERA WHIP	IP WLS BF H R ER SO BB IBB HBP BLK WP HR S P ERA WHIP	IP WLS BF H R ER SO BB IBB HBP BLK WP HR S P ERA WHIP	IP WLS BF H R ER SO BB IBB HBP BLK WP HR S P ERA WHIP	IP WLS BF H R ER SO BB IBB HBP BLK WP HR S P ERA WHIP	IP WLS BF H R ER SO BB IBB HBP BLK WP HR S P ERA WHIP	IP WLS BF H R ER SO BB IBB HBP BLK WP HR S P ERA WHIP	IP WLS BF H R ER SO BB IBB HBP BLK WP HR S P ERA WHIP	IP WLS BF H R ER SO BB IBB HBP BLK WP HR S P ERA WHIP
35 Cole Hamels, L (1,1) ERA: 2.62	5.0 L	24 6	3 3	3 5	4 0	0 0	0 0	0 0	0 0	0 0	52 88	5.40 2.000									
38 Kyle Kendrick, R (6,1) ERA: 3.25	3.0 10	2 1	1 1	1 1	1 0	0 0	0 0	0 0	0 0	22 33	3.00 1.000										
54 Brad Lidge, R (9,1) ERA: 1.35	1.0 3	1 0	0 0	1 1	0 0	0 0	0 0	0 0	0 0	8 10	0.00 1.000										

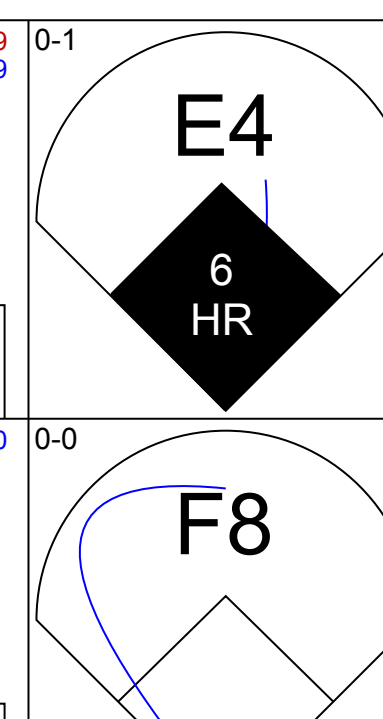
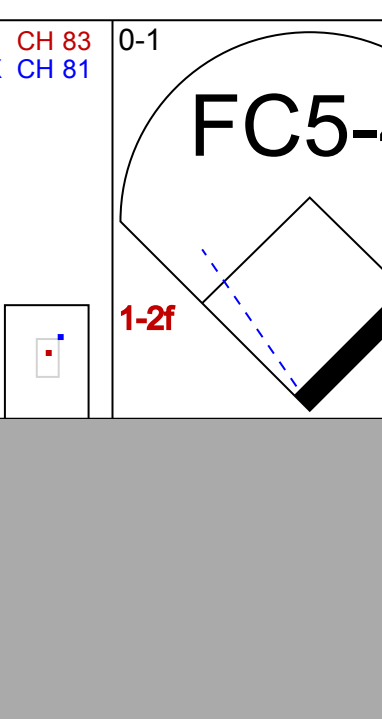
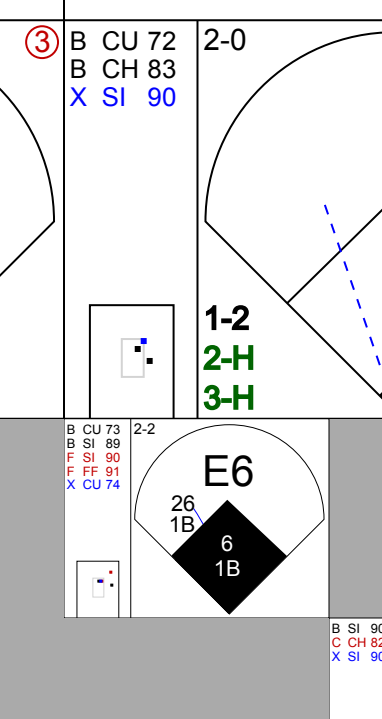
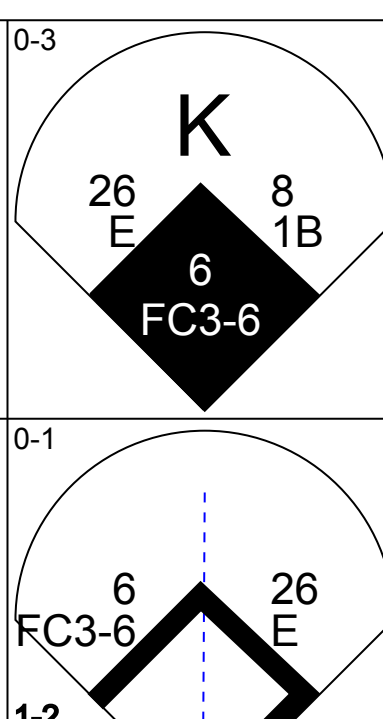
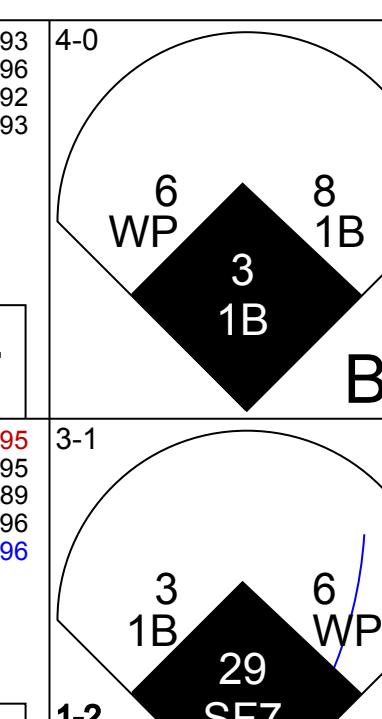
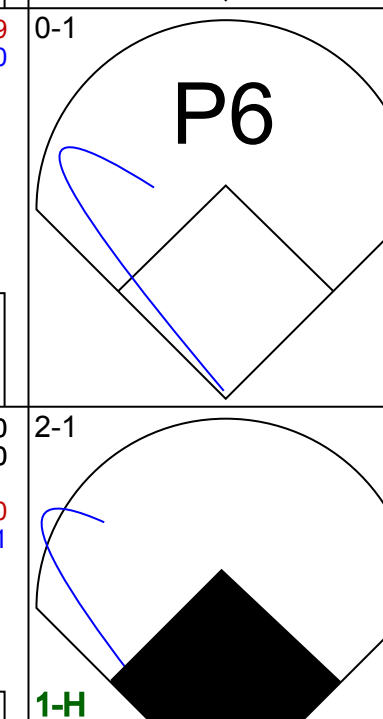
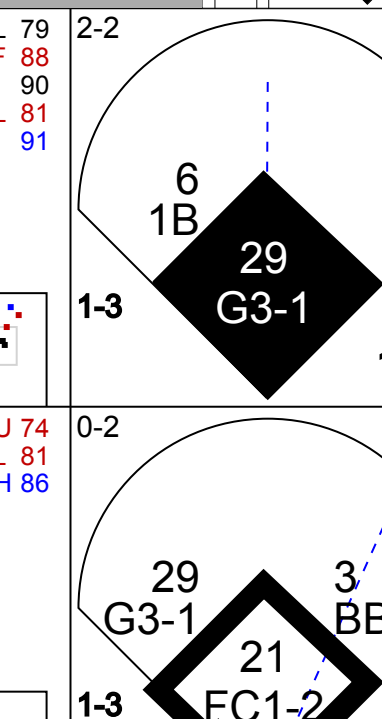
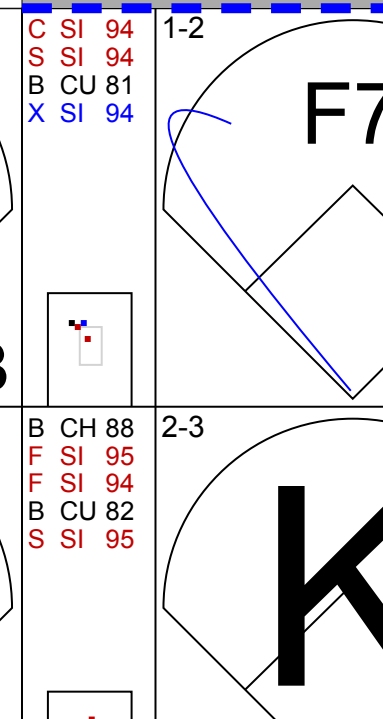
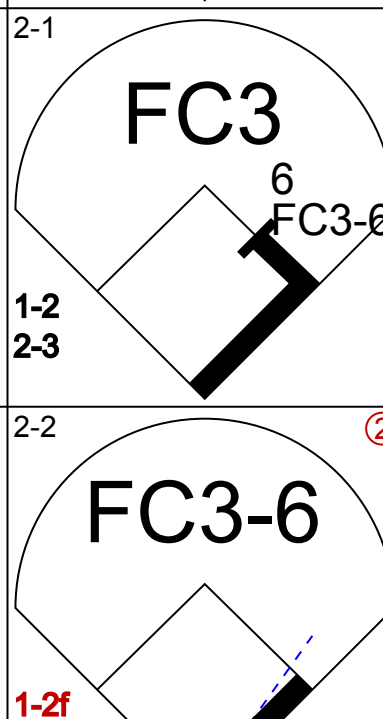
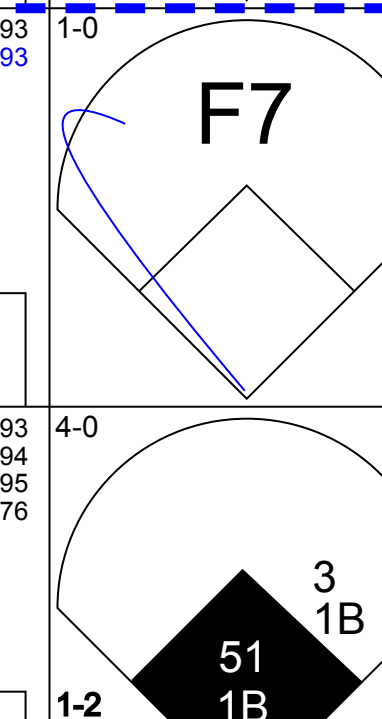
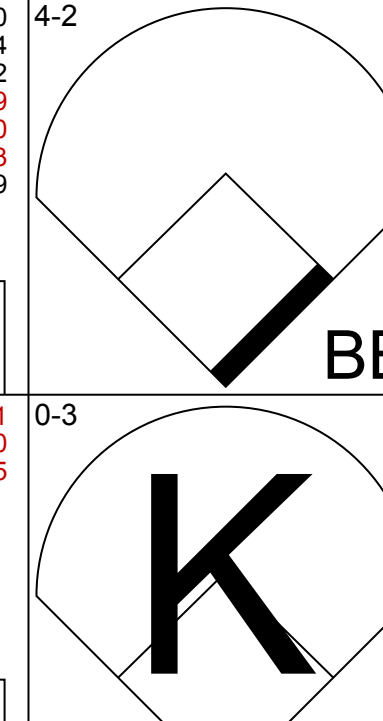
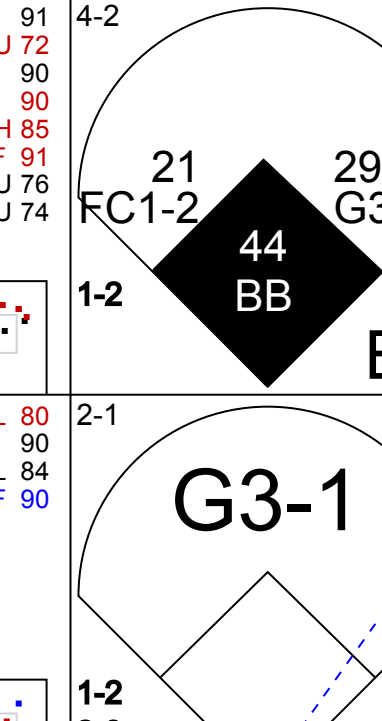
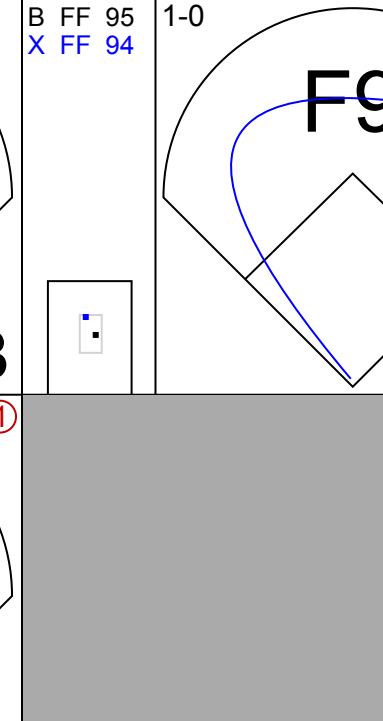
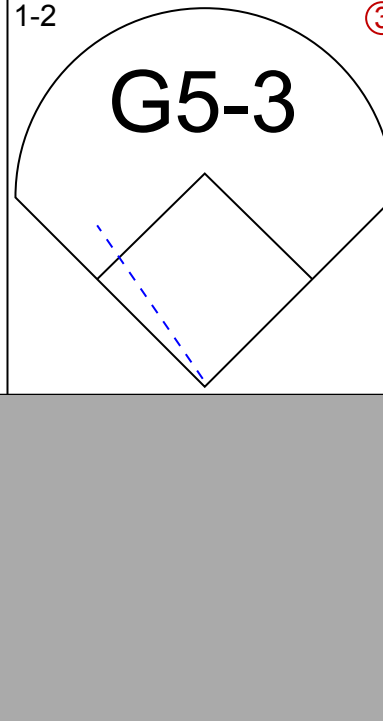
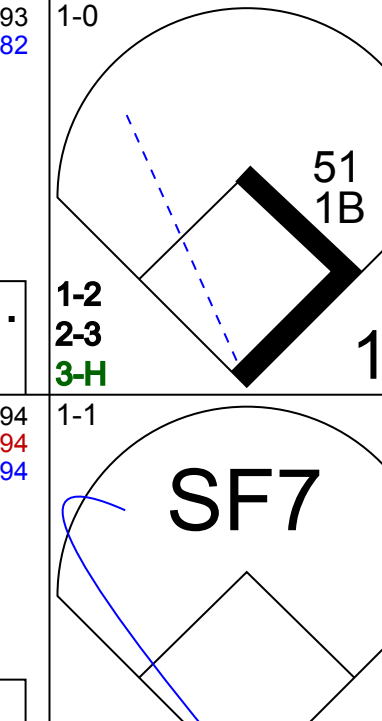
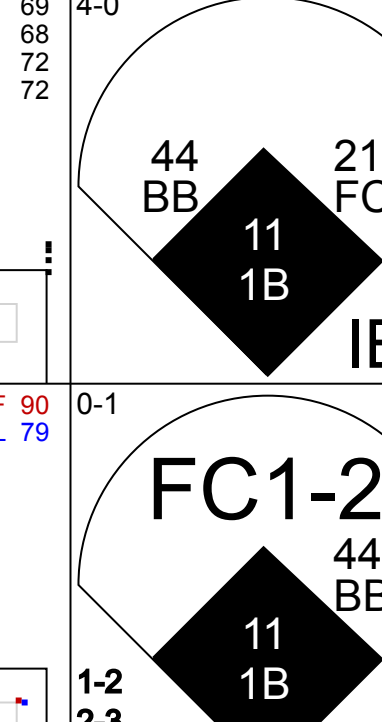


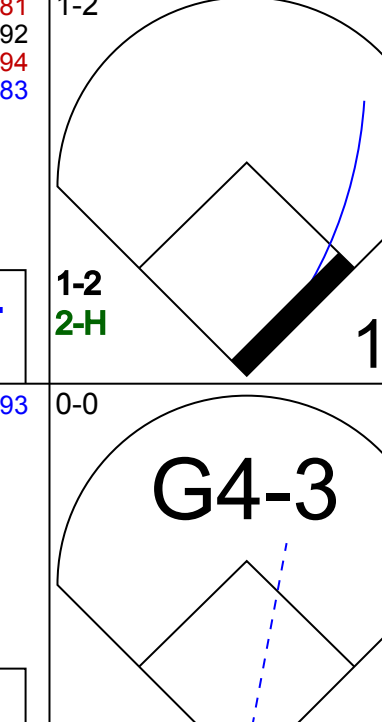

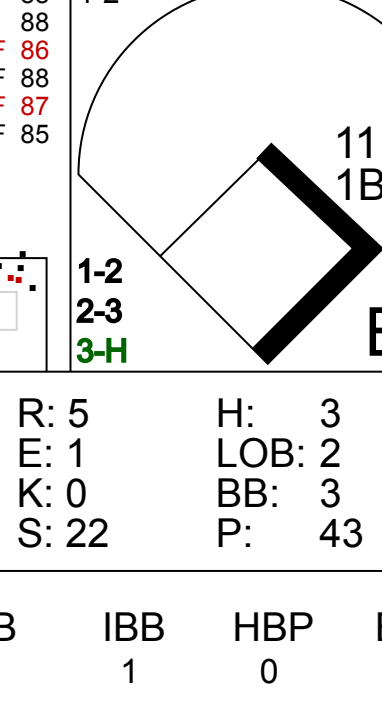
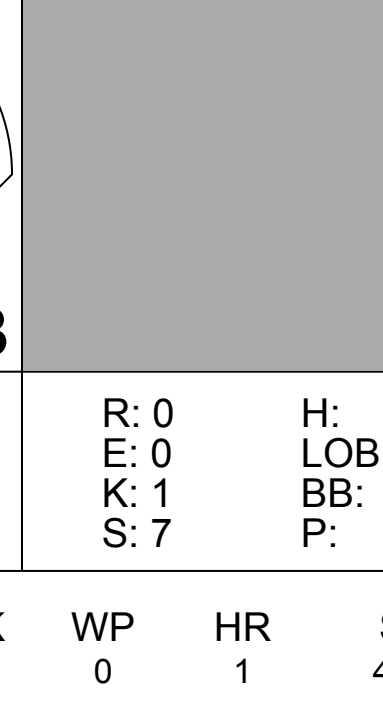
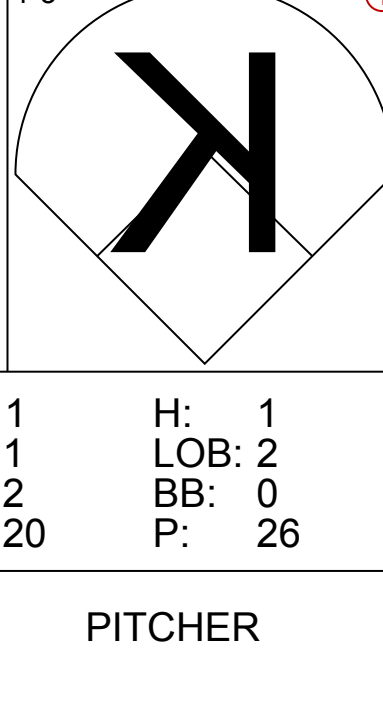
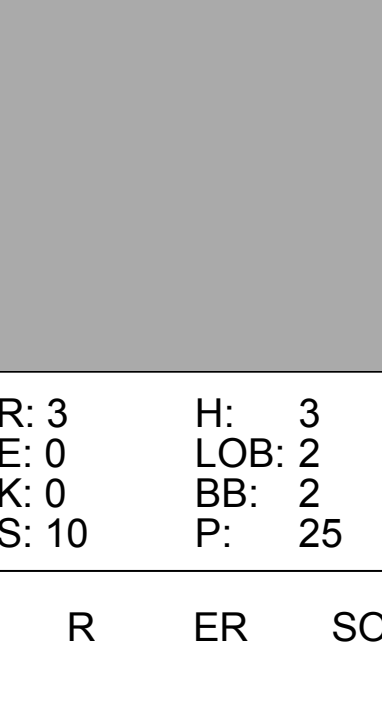





Batter	1	2	3	4	5	6	7	8	9	AB	R	H	RBI	BB	SO	LOB	BOTTOM				
11 Jimmy Rollins, S (1,6) OBP: 0.338, SLG: 0.397										4	0	0	0	0	0	0	<p>Washington Nationals @ Philadelphia Phillies Citizens Bank Park, Philadelphia, PA Fri Aug 12 2011, 7:35 PM - 10:16 PM EDT Att: 45,762 - Clear - 82 F</p> <p>livebaseballscorecards.com</p> <p>AB 31 R 2 H 6 RBI 2 BB 1 SO 5 LOB 12</p>				
8 Shane Victorino, S (1,8) OBP: 0.389, SLG: 0.538										4	1	1	0	0	0	0					
26 Chase Utley, L (1,4) OBP: 0.366, SLG: 0.457										4	0	1	0	0	0	0					
6 Ryan Howard, L (1,3) OBP: 0.342, SLG: 0.489										4	1	2	0	0	1	2					
3 Hunter Pence, R (1,9) OBP: 0.357, SLG: 0.481										3	0	0	1	0	2	3					
29 Raul Ibanez, L (1,7) OBP: 0.288, SLG: 0.416										3	0	1	0	1	0	2					
51 Carlos Ruiz, R (1,2) OBP: 0.356, SLG: 0.364										3	0	0	0	0	0	3					
21 Wilson Valdez, R (1,5) OBP: 0.284, SLG: 0.299										3	0	1	1	0	1	0					
35 Cole Hamels, L (1,1) OBP: 0.175, SLG: 0.182										1	0	0	0	0	0	2					
10 Ben Francisco, R (5,PH) OBP: 0.329, SLG: 0.358										1	0	0	0	0	0	0					
38 Kyle Kendrick, R (6,1) OBP: 0.300, SLG: 0.263										0	0	0	0	0	0	0					
7 Ross Gload, L (8,PH) OBP: 0.273, SLG: 0.307										1	0	0	0	0	1	0					
54 Brad Lidge, R (9,1) ERA: 2.81										0	0	0	0	0	0	0					
Inning Stats	R: 0 H: 0 E: 0 K: 4 S: 4	H: 0 LOB: 0 BB: 0 P: 8	R: 1 H: 2 E: 1 K: 1 S: 14	H: 2 LOB: 2 BB: 0 P: 24	R: 0 H: 0 E: 0 K: 0 S: 8	H: 0 LOB: 0 BB: 0 P: 12	R: 0 H: 1 E: 0 K: 1 S: 7	H: 1 LOB: 1 BB: 1 P: 15	R: 0 H: 0 E: 0 K: 1 S: 12	H: 0 LOB: 0 BB: 0 P: 15	R: 0 H: 0 E: 0 K: 1 S: 12	H: 0 LOB: 1 BB: 0 P: 18	1B: 6 2B: 0 3B: 0 HR: 0	SF: 1 SAC: 0 DP: 2 HBP: 0	WP: 0 PB: 0 SB: 0 CS: 0	PA: 33					
PITCHER	IP WLS BF H R ER SO BB IBB HBP BLK WP HR S P ERA WHIP	IP WLS BF H R ER SO BB IBB HBP BLK WP HR S P ERA WHIP	IP WLS BF H R ER SO BB IBB HBP BLK WP HR S P ERA WHIP	IP WLS BF H R ER SO BB IBB HBP BLK WP HR S P ERA WHIP	IP WLS BF H R ER SO BB IBB HBP BLK WP HR S P ERA WHIP	IP WLS BF H R ER SO BB IBB HBP BLK WP HR S P ERA WHIP	IP WLS BF H R ER SO BB IBB HBP BLK WP HR S P ERA WHIP	IP WLS BF H R ER SO BB IBB HBP BLK WP HR S P ERA WHIP	IP WLS BF H R ER SO BB IBB HBP BLK WP HR S P ERA WHIP	IP WLS BF H R ER SO BB IBB HBP BLK WP HR S P ERA WHIP	IP WLS BF H R ER SO BB IBB HBP BLK WP HR S P ERA WHIP	IP WLS BF H R ER SO BB IBB HBP BLK WP HR S P ERA WHIP	IP WLS BF H R ER SO BB IBB HBP BLK WP HR S P ERA WHIP	IP WLS BF H R ER SO BB IBB HBP BLK WP HR S P ERA WHIP	IP WLS BF H R ER SO BB IBB HBP BLK WP HR S P ERA WHIP	IP WLS BF H R ER SO BB IBB HBP BLK WP HR S P ERA WHIP	IP WLS BF H R ER SO BB IBB HBP BLK WP HR S P ERA WHIP	IP WLS BF H R ER SO BB IBB HBP BLK WP HR S P ERA WHIP	IP WLS BF H R ER SO BB IBB HBP BLK WP HR S P ERA WHIP	IP WLS BF H R ER SO BB IBB HBP BLK WP HR S P ERA WHIP	IP WLS BF H R ER SO BB IBB HBP BLK WP HR S P ERA WHIP
61 Livan Hernandez, R (1,1) ERA: 4.21	6.2 W	24 4	1 0	0 0	0 0	0 0	0 0	0 0	0 0	15 20	0.00 0.000										
36 Tyler Clippard, R (7,1) ERA: 1.94	1.1 H	4 0	0 0	0 1	0 0	0 0	0 0	0 0	0 0	12 18	9.00 2.000										
22 Drew Storen, R (9,1) ERA: 2.81	1.0 S	5 2	1 1	1 1	0 0	0 0	0 0	0 0	0 0	12 18	9.00 2.000										

Batter	1	2	3	4	5	6	7	8	9	AB	R	H	RBI	BB	SO	LOB	TOP						
24 Rick Ankiel, L OBP: 0.310, SLG: 0.382										4	0	0	0	0	1	1							
8 Danny Espinosa, S OBP: 0.311, SLG: 0.411										4	0	0	0	0	2	0							
11 Ryan Zimmerman, R OBP: 0.366, SLG: 0.439										4	1	1	0	0	1	0							
38 Michael Morse, R OBP: 0.371, SLG: 0.556										4	1	2	1	0	0	0							
28 Jayson Werth, R OBP: 0.330, SLG: 0.382										3	0	1	0	1	0	2							
19 Laynce Nix, L OBP: 0.301, SLG: 0.464										4	1	1	1	0	0	3							
3 Wilson Ramos, R OBP: 0.316, SLG: 0.393										4	0	0	0	0	1	3							
20 Ian Desmond, R OBP: 0.280, SLG: 0.325										3	0	2	1	1	1	0							
31 John Lannan, L OBP: 0.445, SLG: 0.152										1	0	0	0	0	0	1							
23 Collin Balester, R ERA: 3.84										1	0	0	0	0	0	1							
13 Alex Cora, L OBP: 0.326, SLG: 0.466										1	0	0	0	0	0	1							
63 Henry Alberto Rodríguez, R OBP: 0.328, SLG: 0.356										0	0	0	0	0	0	0							
52 Ryan Mattheus, R OBP: 0.326, SLG: 0.413										1	0	0	0	0	0	2							
30 Jonny Gomes, R OBP: 0.326, SLG: 0.413										1	0	0	0	0	0	2							
Inning Stats	R: 0 E: 0 K: 1 S: 9	H: 0 LOB: 0 BB: 0 P: 13	R: 2 E: 0 K: 1 S: 14	H: 3 LOB: 1 BB: 0 P: 19	R: 0 E: 0 K: 1 S: 8	H: 0 LOB: 0 BB: 0 P: 10	R: 0 E: 0 K: 0 S: 11	H: 0 LOB: 1 BB: 0 P: 19	R: 0 E: 0 K: 1 S: 9	H: 0 LOB: 0 BB: 0 P: 12	R: 1 E: 0 K: 1 S: 10	H: 2 LOB: 1 BB: 0 P: 14	R: 0 E: 0 K: 0 S: 6	H: 1 LOB: 1 BB: 0 P: 9	R: 0 E: 0 K: 1 S: 7	H: 0 LOB: 0 BB: 0 P: 12	R: 0 E: 0 K: 0 S: 13	H: 1 LOB: 2 BB: 1 P: 19	1B: 5 2B: 2 3B: 0 HR: 0	SF: 0 SAC: 0 DP: 0 HBP: 0	WP: 1 PB: 0 SB: 0 CS: 0	PA: 36	
PITCHER	IP WLS BF H R ER SO BB IBB HBP BLK WP HR S P ERA WHIP	7.0 W 28 6 3 3 5 1 0 0 0 0 0 67 96 3.86 1.000	2.0 8 1 0 0 1 1 0 0 0 0 0 20 31 0.00 1.000																				

Washington Nationals @ Philadelphia Phillies
Citizens Bank Park, Philadelphia, PA
Sat Aug 13 2011, 7:09 PM - 9:48 PM EDT
Att: 45,570 - Cloudy - 73 F

AB 34
R 3
H 7
RBI 3
BB 2
SO 6
LOB 13



Batter	1	2	3	4	5	6	7	8	9	AB	R	H	RBI	BB	SO	LOB	BOTTOM						
11 Jimmy Rollins, S OBP: 0.339, SLG: 0.396										4	3	1	1	1	1	1							
8 Shane Victorino, S OBP: 0.390, SLG: 0.536										5	2	2	0	0	0	3							
26 Chase Utley, L OBP: 0.363, SLG: 0.452										5	1	1	0	0	0	5							
7 Michael Martínez, S OBP: 0.258, SLG: 0.304										0	0	0	0	0	0	0							
6 Ryan Howard, L OBP: 0.344, SLG: 0.495										4	2	2	4	1	1	2							
3 Hunter Pence, R OBP: 0.360, SLG: 0.480										3	1	1	1	2	0	2							
29 Raul Ibanez, L OBP: 0.285, SLG: 0.412										4	0	0	2	0	1	3							
51 Carlos Ruiz, R OBP: 0.357, SLG: 0.362										4	1	1	1	1	0	0							
21 Wilson Valdez, R OBP: 0.282, SLG: 0.296										5	1	1	0	0	0	5							
44 Roy Oswalt, R OBP: 0.250, SLG: 0.143										1	0	0	1	2	1	0							
10 Ben Francisco, R OBP: 0.328, SLG: 0.356										1	0	0	0	0	1	1							
40 Michael Stutes, R ERA: 4.97										0	0	0	0	0	0	0							
52 Ryan Mattheus, R ERA: 2.77										0	0	0	0	0	0	0							
Inning Stats	R: 2 E: 1 K: 1 S: 13	H: 1 LOB: 1 BB: 1 P: 19	R: 0 E: 0 K: 0 S: 8	H: 0 LOB: 1 BB: 1 P: 15	R: 0 E: 0 K: 0 S: 7	H: 0 LOB: 0 BB: 0 P: 11	R: 0 E: 0 K: 0 S: 5	H: 0 LOB: 0 BB: 0 P: 10	R: 1 E: 1 K: 2 S: 20	H: 1 LOB: 2 BB: 0 P: 26	R: 0 E: 0 K: 1 S: 8	H: 1 LOB: 1 BB: 0 P: 13	R: 3 E: 0 K: 0 S: 10	H: 3 LOB: 2 BB: 2 P: 25	R: 0 E: 0 K: 0 S: 10	H: 0 LOB: 0 BB: 0 P: 19	1B: 8 2B: 0 3B: 0 HR: 1	SF: 1 SAC: 0 DP: 0 HBP: 0	WP: 2 PB: 0 SB: 0 CS: 0	PA: 44			
PITCHER	IP WLS BF H R ER SO BB IBB HBP BLK WP HR S P ERA WHIP	3.0 L 20 4 2 1 3 4 0 0 0 0 1 0 43 77 3.00 2.667	3.0 12 1 1 0 3 0 0 0 0 0 1 0 32 47 0.00 0.333	1.0 6 2 2 2 1 1 0 0 0 0 0 0 10 22 18.00 3.000	1.0 6 2 1 1 0 0 1 0 0 0 1 0 8 16 9.00 2.000																		

Washington Nationals @ Philadelphia Phillies
Citizens Bank Park, Philadelphia, PA
Sat Aug 13 2011, 7:09 PM - 9:48 PM EDT
Att: 45,570 - Cloudy - 73 F

AB 36
R 11
H 9
RBI 10
BB 7
SO 5
LOB 22



Batter	1	2	3	4	5	6	7	8	9	AB	R	H	RBI	BB	SO	LOB	TOP					
18 Willie Bloomquist, R OBP: 0.378, SLG: 0.361										4	0	0	0	0	0	2	1					
14 Ryan Roberts, R OBP: 0.353, SLG: 0.453										4	0	0	0	0	0	2	1					
10 Justin Upton, R OBP: 0.378, SLG: 0.561										4	1	1	0	0	0	2	0					
26 Miguel Montero, L OBP: 0.341, SLG: 0.440										4	0	2	0	0	1	1	0					
4 Collin Cowgill, R OBP: 0.298, SLG: 0.194										0	1	0	0	0	0	0	0					
12 Henry Blanco, R OBP: 0.301, SLG: 0.474										0	0	0	0	0	0	0	0					
24 Chris Young, R OBP: 0.319, SLG: 0.425										4	1	1	0	0	3	3						
37 Lyle Overbay, L OBP: 0.304, SLG: 0.356										4	0	3	3	0	0	0						
11 Sean Burroughs, L OBP: 0.250, SLG: 0.284										4	0	0	0	0	0	5						
8 Gerardo Parra, L OBP: 0.356, SLG: 0.431										3	0	1	0	1	0	1						
55 Josh Collmenter, R OBP: 0.260, SLG: 0.260										2	0	0	0	0	0	2	1					
47 Joe Paterson, R ERA: 3.47										0	0	0	0	0	0	0	0					
2 Kelly Johnson, L OBP: 0.260, SLG: 0.416										1	0	0	0	0	0	1	0					
39 Bryan Shaw, R ERA: 2.87										0	0	0	0	0	0	0	0					
44 Paul Goldschmidt, R OBP: 0.310, SLG: 0.452										1	0	0	0	0	1	2	0					
40 J.J. Putz, R ERA: 2.84										0	0	0	0	0	0	0	0					
Inning Stats	R: 0 E: 0 K: 1 S: 8	H: 0 LOB: 0 BB: 0 P: 11	R: 1 E: 0 K: 1 S: 10	H: 2 LOB: 1 BB: 0 P: 17	R: 0 E: 0 K: 1 S: 8	H: 0 LOB: 0 BB: 0 P: 10	R: 0 E: 0 K: 1 S: 12	H: 2 LOB: 2 BB: 0 P: 14	R: 0 E: 0 K: 3 S: 13	H: 1 LOB: 1 BB: 0 P: 15	R: 0 E: 0 K: 2 S: 11	H: 0 LOB: 0 BB: 0 P: 13	R: 0 E: 0 K: 0 S: 5	H: 0 LOB: 0 BB: 0 P: 7	R: 0 E: 0 K: 3 S: 9	H: 0 LOB: 0 BB: 0 P: 13	R: 2 E: 0 K: 2 S: 13	H: 3 LOB: 3 BB: 1 P: 22	1B: 7 2B: 1 3B: 0 HR: 0	SF: 0 SAC: 0 DP: 0 HBP: 0	WP: 0 PB: 0 SB: 3 CS: 0	PA: 36
PITCHER 34 Roy Halladay, R ERA: 2.53	IP: 9.0 WLS: L BF: 36 H: 8 R: 3 ER: 3 SO: 14 BB: 0 IBB: 1 HBP: 0 BLK: 1 WP: 0 HR: 0 S: 89 P: 122 ERA: 3.00 WHIP: 0.889															PITCHER						

Arizona Diamondbacks @ Philadelphia Phillies
Citizens Bank Park, Philadelphia, PA
Tue Aug 16 2011, 7:09 PM - 9:45 PM EDT
Att: 45,742 - Partly Cloudy - 79 F

AB	35
R	3
H	8
RBI	3
BB	1
SO	14
LOB	14



Batter	1	2	3	4	5	6	7	8	9	AB	R	H	RBI	BB	SO	LOB	BOTTOM												
11 Jimmy Rollins, S OBP: 0.338, SLG: 0.394										5	1	1	0	0	2	3													
8 Shane Victorino, S OBP: 0.388, SLG: 0.541										4	1	1	2	0	0	2													
26 Chase Utley, L OBP: 0.368, SLG: 0.461										4	0	3	0	0	1	1													
6 Ryan Howard, L OBP: 0.344, SLG: 0.492										3	0	0	0	1	2	2													
3 Hunter Pence, R OBP: 0.359, SLG: 0.478										4	0	1	0	0	3	4													
29 Raul Ibanez, L OBP: 0.282, SLG: 0.408										4	0	0	0	0	0	1													
51 Carlos Ruiz, R OBP: 0.359, SLG: 0.362										3	0	1	0	1	1	0													
15 John Mayberry Jr., R OBP: 0.312, SLG: 0.485										0	0	0	0	0	0	0													
7 Michael Martinez, S OBP: 0.253, SLG: 0.298										3	0	0	0	0	1	1													
34 Roy Halladay, R OBP: 0.138, SLG: 0.125										3	0	2	0	0	0	0													
7 Ross Gload, L OBP: 0.269, SLG: 0.303										1	0	0	0	0	1	1													
Inning Stats	R: 0 E: 0 K: 1 S: 11	H: 1 LOB: 1 BB: 0 P: 14	R: 0 E: 0 K: 1 S: 8	H: 1 LOB: 0 BB: 0 P: 9	R: 0 E: 0 K: 2 S: 18	H: 2 LOB: 3 BB: 1 P: 28	R: 0 E: 0 K: 0 S: 8	H: 0 LOB: 0 BB: 0 P: 11	R: 2 E: 0 K: 2 S: 12	H: 3 LOB: 1 BB: 0 P: 17	R: 0 E: 0 K: 2 S: 10	H: 0 LOB: 0 BB: 0 P: 12	R: 0 E: 0 K: 1 S: 12	H: 1 LOB: 1 BB: 0 P: 19	R: 0 E: 0 K: 0 S: 5	H: 1 LOB: 0 BB: 0 P: 10	R: 0 E: 0 K: 2 S: 9	H: 0 LOB: 1 BB: 1 P: 14	1B: 6 2B: 2 3B: 0 HR: 1	SF: 0 SAC: 1 DP: 1 HBP: 0	WP: 0 PB: 0 SB: 0 CS: 0	PA: 37							
PITCHER 55 Josh Collmenter, R ERA: 3.47	IP: 6.2 WLS: 1 BF: 29 H: 8 R: 2 ER: 2 SO: 8 BB: 1 IBB: 0 HBP: 0 BLK: 0 WP: 0 HR: 1 S: 76 P: 106 ERA: 2.70 WHIP: 1.350															PITCHER													
47 Joe Paterson, L ERA: 3.0	0.1	1	0	0	0	1	0	0	0	0	0	3	4	0.00	0.000														
39 Bryan Shaw, R ERA: 2.87	1.0	W	3	1	0	0	0	0	0	0	0	5	10	0.00	1.000														
40 J.J. Putz, R ERA: 2.84	1.0	S	4	0	0	0	2	1	0	0	0	9	14	0.00	1.000														

Arizona Diamondbacks @ Philadelphia Phillies
Citizens Bank Park, Philadelphia, PA
Tue Aug 16 2011, 7:09 PM - 9:45 PM EDT
Att: 45,742 - Partly Cloudy - 79 F

AB	34
R	2
H	9
RBI	2
BB	2
SO	11
LOB	15



Batter	1	2	3	4	5	6	7	8	9	AB	R	H	RBI	BB	SO	LOB	TOP		
11 Jimmy Rollins, S OBP: 0.341, SLG: 0.402	F7		15 3B	G4-3			G5-3			4	1	1	0	0	0	0			
15 John Mayberry Jr., R OBP: 0.322, SLG: 0.511	26 FC4-6 BB		26 2B	G6-3			F9			3	1	1	1	1	0	0			
26 Chase Utley, L OBP: 0.363, SLG: 0.457	FC4-6 FC5 BB		6 1B	G1-3			K			4	1	1	1	0	1	1			
6 Ryan Howard, L OBP: 0.344, SLG: 0.489	3 FC5 BB		29 FC6-4 51 1B	K			K			3	1	1	1	1	2	0			
3 Hunter Pence, R OBP: 0.364, SLG: 0.479	FC5		29 FC6-4 1B	G5-3			G5-3			3	0	1	0	1	0	2			
29 Raul Ibanez, L OBP: 0.281, SLG: 0.409		G3	FC6-4 21 1B	K			G4-3			4	0	0	0	0	1	3			
51 Carlos Ruiz, R OBP: 0.360, SLG: 0.367		G3	21 1B				F8			4	0	2	1	0	0	0			
21 Wilson Valdez, R OBP: 0.284, SLG: 0.305		G6-3		L6			G4-3			4	0	1	0	0	0	1			
44 Roy Oswalt, R 38 Kyle Kendrick, R 10 Ben Lidge, R 54 Brad Lidge, R 37 Antonio Bastardo, R 7 Ross Gload, L 46 Ryan Madson, L			G4-3	G5-3			G5-3			0	0	0	0	0	0	0			
Inning Stats	R: 0 E: 0 K: 0 S: 7	H: 0 LOB: 2 BB: 2 P: 17	R: 0 E: 0 K: 0 S: 5	H: 0 LOB: 0 BB: 0 P: 7	R: 4 E: 0 K: 0 S: 16	H: 7 LOB: 2 BB: 0 P: 23	R: 0 E: 0 K: 0 S: 8	H: 0 LOB: 0 BB: 0 P: 12	R: 0 E: 0 K: 1 S: 7	H: 0 LOB: 0 BB: 0 P: 13	R: 0 E: 0 K: 1 S: 6	H: 1 LOB: 0 BB: 0 P: 12	R: 0 E: 0 K: 2 S: 10	H: 0 LOB: 1 BB: 1 P: 20	R: 0 E: 0 K: 0 S: 6	H: 0 LOB: 0 BB: 0 P: 11	1B: 4 2B: 4 3B: 1 HR: 0	SF: 0 SAC: 0 DP: 1 HBP: 0	WP: 0 PA: 36 PB: 0 SB: 0 CS: 0
PITCHER	IP WLS BF H R ER SO BB IBB HBP BLK WP HR S P ERA WHIP																		
61 Livan Hernandez, R ERA: 4.34	4.0	20	7	4	4	0	2	0	0	0	0	0	0	0	20	40	0.00	0.333	
32 Tom Gorzelanny, L ERA: 4.35	3.0	9	1	0	0	2	0	0	0	0	0	0	0	10	20	0.00	1.000		
17 Sean Burnett, L ERA: 4.74	1.0	W	3	0	0	0	0	0	0	0	0	0	0	6	11	0.00	0.000		
60 Todd Coffey, R ERA: 4.13																			

Philadelphia Phillies @ Washington Nationals
Nationals Park, Washington, DC
Fri Aug 19 2011, 7:07 PM - 12:25 AM EDT
Att: 37,841 - Cloudy - 78 F

AB 33
R 4
H 8
RBI 4
BB 3
SO 4
LOB 7



Batter	1	2	3	4	5	6	7	8	9	AB	R	H	RBI	BB	SO	LOB	BOTTOM				
20 Ian Desmond, R OBP: 0.279, SLG: 0.323	G6-3						F7			5	1	2	2	0	1	1					
24 Rick Ankiel, L OBP: 0.306, SLG: 0.371	K						F8			5	0	0	0	0	4	5					
11 Ryan Zimmerman, R OBP: 0.372, SLG: 0.478	L8									5	1	2	4	0	0	0					
19 Laynce Nix, L 38 Michael Morse, R		P4					F7			3	0	0	0	0	0	1					
28 Jayson Werth, R OBP: 0.331, SLG: 0.381	G6-3						L8			4	1	1	0	0	0	2					
8 Danny Espinosa, S OBP: 0.311, SLG: 0.407	K						P2			3	1	1	0	1	1	1					
30 Jonny Gomes, R OBP: 0.328, SLG: 0.490	F7						L5			4	1	1	1	0	0	2					
3 Wilson Ramos, R OBP: 0.318, SLG: 0.407										3	2	2	1	0	1	0					
61 Livan Hernandez, R 32 Tom Gorzelanny, R 13 Alex Cora, R 17 Sean Burnett, L 60 Todd Coffey, R 26 Jesus Flores, R										0	0	0	0	0	0	0					
Inning Stats	R: 0 E: 0 K: 1 S: 6	H: 0 LOB: 0 BB: 0 P: 8	R: 0 E: 0 K: 1 S: 7	H: 0 LOB: 0 BB: 0 P: 10	R: 1 E: 0 K: 1 S: 14	H: 2 LOB: 1 BB: 0 P: 20	R: 0 E: 0 K: 0 S: 11	H: 0 LOB: 1 BB: 0 P: 17	R: 1 E: 0 K: 1 S: 12	H: 2 LOB: 1 BB: 0 P: 16	R: 0 E: 0 K: 0 S: 12	H: 1 LOB: 2 BB: 1 P: 21	R: 0 E: 0 K: 1 S: 5	H: 0 LOB: 0 BB: 0 P: 7	R: 0 E: 0 K: 1 S: 10	H: 0 LOB: 0 BB: 0 P: 14	R: 6 E: 0 K: 1 S: 24	H: 5 LOB: 0 BB: 1 P: 38	1B: 6 2B: 2 3B: 0 HR: 2	SF: 0 SAC: 2 DP: 0 HBP: 0	WP: 0 PA: 39 PB: 0 SB: 0 CS: 0
PITCHER	IP WLS BF H R ER SO BB IBB HBP BLK WP HR S P ERA WHIP																				
44 Roy Oswalt, R ERA: 3.84	0.0	0	0	0	0	0	0	0	0	0	0	0	0	0	0	0					
38 Kyle Kendrick, R ERA: 3.24	6.0	25	5	2	2	4	1	0	0	0	1	62	92	3.00	1.000						
54 Brad Lidge, R ERA: 1.17	1.0	H	3	0	0	0	1	0	0	0	0	5	7	0.00	0.000						
37 Antonio Bastardo, L ERA: 1.32	1.0	H	3	0	0	0	1	0	0	0	0	10	14	0.00	0.000						
46 Ryan Madson, R ERA: 3.25	0.2	L	8	5	6	1	0	1	0	0	1	24	38	81.00	7.500						

Philadelphia Phillies @ Washington Nationals
Nationals Park, Washington, DC
Fri Aug 19 2011, 7:07 PM - 12:25 AM EDT
Att: 37,841 - Cloudy - 78 F

AB 35
R 8
H 10
RBI 8
BB 2
SO 7
LOB 12



Batter	1	2	3	4	5	6	7	8	9	AB	R	H	RBI	BB	SO	LOB	TOP			
11 Jimmy Rollins, S OBP: 0.343, SLG: 0.403	G1-6-3		1B		G5-3	1B		BB		4	0	2	2	1	0	0	Philadelphia Phillies @ Washington Nationals Nationals Park, Washington, DC Sat Aug 20 2011, 7:06 PM - 9:56 PM EDT Att: 44,685 - Partly Cloudy - 86 F			
8 Shane Victorino, S OBP: 0.388, SLG: 0.639	F8		F7		G5-3	1B		F9		5	0	1	0	0	0	2				
26 Chase Utley, L OBP: 0.363, SLG: 0.452	K		G3			BB			F7	3	0	0	0	2	1					
6 Ryan Howard, L OBP: 0.343, SLG: 0.485		FC5-2		F7	F8	K			G4-3	4	0	0	0	1	1	4				
3 Hunter Pence, R OBP: 0.364, SLG: 0.483	F9			G5-3			G6-3			4	1	1	1	1	0	1				
15 John Mayberry Jr., R OBP: 0.330, SLG: 0.511		FC5-2		CS		HR				4	1	2	0	1	1	1				
51 Carlos Ruiz, R OBP: 0.365, SLG: 0.370				1B			K			3	2	2	0	1	0	0				
21 Wilson Valdez, R OBP: 0.284, SLG: 0.313	FC5-2			BB						4	1	1	2	0	1	5				
44 Roy Oswalt, R OBP: 0.222, SLG: 0.125										3	0	0	0	0	1	1				
40 Michael Stutes, R										0	0	0	0	0	0	0				
Inning Stats	R: 0 E: 0 K: 1 S: 7	H: 0 LOB: 0 BB: 0 P: 8	R: 0 E: 0 K: 0 S: 10	H: 1 LOB: 1 BB: 2 P: 20	R: 0 E: 0 K: 0 S: 12	H: 1 LOB: 1 BB: 0 P: 13	R: 2 E: 0 K: 0 S: 13	H: 2 LOB: 1 BB: 1 P: 20	R: 0 E: 0 K: 1 S: 8	H: 0 LOB: 0 BB: 1 P: 15	R: 3 E: 0 K: 1 S: 19	H: 5 LOB: 3 BB: 1 P: 31	R: 0 E: 0 K: 2 S: 13	H: 0 LOB: 1 BB: 1 P: 20	R: 0 E: 0 K: 0 S: 8	H: 0 LOB: 1 BB: 1 P: 13	1B: 7 2B: 0 3B: 1 HR: 1	SF: 0 SAC: 1 DP: 1 HBP: 0	WP: 0 PB: 0 SB: 0 CS: 1	PA: 42
PITCHER	IP WLS BF H R ER SO	IP WLS BF H R ER SO	IP WLS BF H R ER SO	IP WLS BF H R ER SO	IP WLS BF H R ER SO	IP WLS BF H R ER SO	IP WLS BF H R ER SO	IP WLS BF H R ER SO	IP WLS BF H R ER SO	IP WLS BF H R ER SO	IP WLS BF H R ER SO	IP WLS BF H R ER SO	IP WLS BF H R ER SO	IP WLS BF H R ER SO	IP WLS BF H R ER SO	IP WLS BF H R ER SO	ERA WHIP	ERA WHIP		
31 John Lannan, L ERA: 3.81	5.0	L	25	7	5	3	1	4	0	0	0	0	0	0	0	0	0	5.40	2.200	
23 Collin Balester, R ERA: 3.74	2.0		9	2	0	0	2	1	0	0	0	0	0	0	24	40	0.00	1.500		
63 Henry Alberto Rodriguez, R ERA: 4.37	1.0		4	0	0	0	2	1	0	0	0	0	0	13	20	0.00	1.000			
52 Ryan Mattheus, R ERA: 2.57	1.0		4	0	0	0	0	1	0	0	0	0	0	8	13	0.00	1.000			

Batter	1	2	3	4	5	6	7	8	9	AB	R	H	RBI	BB	SO	LOB	BOTTOM			
20 Ian Desmond, R OBP: 0.276, SLG: 0.320	F9		G4-3		FC6-4			K		4	0	0	0	0	1	1	Philadelphia Phillies @ Washington Nationals Nationals Park, Washington, DC Sat Aug 20 2011, 7:06 PM - 9:56 PM EDT Att: 44,685 - Partly Cloudy - 86 F			
24 Rick Ankiel, L OBP: 0.302, SLG: 0.366	K		P6		FC4-6			K		4	0	0	0	0	2	1				
11 Ryan Zimmerman, R OBP: 0.377, SLG: 0.483	1B						F9			4	0	3	0	0	0	0				
38 Michael Morse, R OBP: 0.370, SLG: 0.558										3	0	1	0	1	1	1				
19 Lavnce Nix, L OBP: 0.295, SLG: 0.449	K									4	0	1	0	0	1	4				
28 Jayson Werth, R OBP: 0.331, SLG: 0.380	F8									4	0	1	0	0	1	1				
8 Danny Espinosa, S OBP: 0.311, SLG: 0.405	K									4	0	1	0	0	2	2				
3 Wilson Ramos, R OBP: 0.315, SLG: 0.403										3	0	0	0	0	1	1				
31 John Lannan, L OBP: 0.157, SLG: 0.167										2	0	1	0	0	1	0				
23 Collin Balester, R ERA: 3.51										0	0	0	0	0	0	0				
13 Alex Cora, L OBP: 0.298, SLG: 0.261										1	0	0	0	0	0	0				
63 Henry Alberto Rodriguez, R										0	0	0	0	0	0	0				
52 Ryan Mattheus, R										0	0	0	0	0	0	0				
Inning Stats	R: 0 E: 0 K: 2 S: 13	H: 2 LOB: 2 BB: 0 P: 15	R: 0 E: 0 K: 2 S: 10	H: 0 LOB: 0 BB: 0 P: 15	R: 0 E: 0 K: 1 S: 8	H: 0 LOB: 0 BB: 0 P: 10	R: 0 E: 0 K: 1 S: 13	H: 2 LOB: 2 BB: 1 P: 20	R: 0 E: 0 K: 0 S: 8	H: 1 LOB: 1 BB: 0 P: 14	R: 0 E: 0 K: 1 S: 10	H: 1 LOB: 1 BB: 0 P: 14	R: 0 E: 0 K: 2 S: 14	H: 1 LOB: 0 BB: 0 P: 20	R: 0 E: 0 K: 1 S: 11	H: 0 LOB: 0 BB: 0 P: 17	1B: 7 2B: 1 3B: 0 HR: 0	SF: 0 SAC: 0 DP: 1 HBP: 0	WP: 0 PB: 1 SB: 0 CS: 0	PA: 34
PITCHER	IP WLS BF H R ER SO	IP WLS BF H R ER SO	IP WLS BF H R ER SO	IP WLS BF H R ER SO	IP WLS BF H R ER SO	IP WLS BF H R ER SO	IP WLS BF H R ER SO	IP WLS BF H R ER SO	IP WLS BF H R ER SO	IP WLS BF H R ER SO	IP WLS BF H R ER SO	IP WLS BF H R ER SO	IP WLS BF H R ER SO	IP WLS BF H R ER SO	IP WLS BF H R ER SO	IP WLS BF H R ER SO	ERA WHIP	ERA WHIP		
44 Roy Oswalt, R	8.0	W	31	8	0	0	0	1	0	0	0	0	0	0	0	0	0.00	1.125		
40 Michael Stutes, R ERA: 3.33	1.0		3	0	0	0	1	0	0	0	0	0	0	0	11	17	0.00	0.000		



Batter	1	2	3	4	5	6	7	8	9	10	AB	R	H	RBI	BB	SO	LOB	TOP							
11 Jimmy Rollins, S OBP: 0.342, SLG: 0.402 21 Wilson Valdez, R OBP: 0.254, SLG: 0.310	(1,6) B SI 90 1-0 X SI 91	(1,6) C SI 92 3-2 B SI 93 F SI 94 S SI 95			(4,2) C SI 90 B SI 93 F SI 94 S SI 95			(1,2) B FF 92 F FF 93 X CH 82	(2,3) C SI 94 B SI 95 S SI 96		2	0	0	0	0	0	0								
8 Shane Victorino, S OBP: 0.389, SLG: 0.537	(1,8) B FF 91 2-1 B SI 91 X SI 91	(1,8) C SI 92 1-3 C SI 92 SI 92 CU 90			(0,0) X SI 90			(2,2) C CH 82 B FF 93 F CH 80 F FF 93 F CU 78 F FF 93 F CH 82 X CH 81	(1,2) C SI 92 F CH 85 X SI 94		5	0	2	0	0	1	1								
26 Chase Utley, L OBP: 0.361, SLG: 0.458	(1,4) C SI 90 1-1 B SI 92 X FS 82	(1,4) C FS 84 3-2 B SI 94 F SI 92 F SI 93 F SI 93			(1,1) B SI 91 1-1 B SI 91 X SI 91			(1,0) B FF 93 SAFE X FF 93	(3,3) C SI 92 B SI 92 S SI 92 SI 92 SI 93 SI 91		5	1	1	1	0	1	3								
6 Ryan Howard, L OBP: 0.341, SLG: 0.482	(1,3) B SI 91 2-2 F SI 82 SAFE X SI 93	(1,3) F SI 92 2-3 B SI 92 SI 92 SI 93			(2,0) F SI 82 B SI 90 X SI 90			(1,0) B FF 94 X FF 92	(1,0) B SI 80 X SI 94		5	0	1	0	0	1	1								
3 Hunter Pence, R OBP: 0.362, SLG: 0.479	(1,9) F SI 93 1-2 B SI 93 X SI 94	(1,9) F SI 84 3-1 B SI 94 B SI 91 X SI 92			(2,3) C SI 90 B SI 91 F SI 92 F SI 99			(2,1) C FF 93 B SI 96 B SI 95 F SI 95 X FF 96			4	0	0	0	0	1	2								
29 Raul Ibanez, L OBP: 0.283, SLG: 0.408	(1,7) C SI 90 2-2 B SI 90 F SI 91 X FS 82	(1,7) C SI 90 2-2 B SI 90 F SI 91 X FS 82			(0,3) C SI 90 B SI 91 X SI 91			(1,2) C SI 91 B SI 90 X SI 91	(4,2) B FF 96 B FF 95 B SI 95 F SI 95 X FF 94		3	2	1	0	1	1	0								
51 Carlos Ruiz, R OBP: 0.366, SLG: 0.382	(1,2) B SI 91 1-0 X SI 90	(1,2) B SI 91 1-0 X SI 90			(2,0) L SI 93 B SI 81 X SI 85			(0,1) L SI 93 X SI 85	(1,1) C FF 95 B SI 94 X SI 94		4	1	2	2	0	0	0								
7 Michael Martinez, S OBP: 0.253, SLG: 0.297	(1,5) C SI 91 0-2 X SI 94	(1,5) C SI 91 0-2 X SI 94			(0,0) X SI 90			(1,2) C SI 94 B SI 94 X SI 94	(0,0) X FF 94		4	0	1	1	0	0	0								
34 Roy Halladay, R OBP: 0.133, SLG: 0.121 39 Michael Schwimer, R OBP: 0.229, SLG: 0.280 7 Ross Gload, L OBP: 0.229, SLG: 0.280 37 Antonio Bastardo, R OBP: 0.229, SLG: 0.280 54 Brad Lidge, R OBP: 0.229, SLG: 0.280	(1,1) C SI 92 0-1 X SI 93	(1,1) C SI 92 0-1 X SI 93			(0,0) X SI 90			(2,2) C SI 95 B SI 96 S SI 96 X SI 94	(1,2) C SI 95 B SI 96 S SI 96 X SI 94		2	0	0	0	0	0	0								
Inning Stats	R: 0 E: 0 K: 0 S: 11	H: 2 LOB: 2 BB: 0 P: 18	R: 2 E: 0 K: 0 S: 12	H: 2 LOB: 0 BB: 0 P: 18	R: 1 E: 0 K: 2 S: 13	H: 1 LOB: 0 BB: 0 P: 22	R: 0 E: 0 K: 1 S: 5	H: 0 LOB: 0 BB: 0 P: 7	R: 0 E: 0 K: 1 S: 8	H: 0 LOB: 0 BB: 0 P: 13	R: 0 E: 0 K: 1 S: 8	H: 0 LOB: 0 BB: 0 P: 13	R: 0 E: 0 K: 1 S: 8	H: 1 LOB: 1 BB: 0 P: 16	R: 1 E: 0 K: 2 S: 15	H: 2 LOB: 2 BB: 1 P: 25	R: 0 E: 0 K: 1 S: 7	H: 0 LOB: 0 BB: 0 P: 12	1B: 6 2B: 0 3B: 0 HR: 2	SF: 0 SAC: 0 DP: 0 HBP: 0	WP: 0 PB: 0 SB: 0 CS: 0	PA: 40			
PITCHER	IP 5.2	WLS 23	BF 5	H 3	R 3	ER 3	SO 4	BB 1	IBB 0	HBP 0	BLK 0	WP 0	HR 2	S 54	P 87	ERA 4.76	WHIP 1.059								
40 Chien-Ming Wang, R ERA: 4.33 32 Tom Gorzelanny, L ERA: 4.34 60 Todd Coffey, R ERA: 4.04 36 Tyler Clippard, R ERA: 1.56 22 Drew Storen, R ERA: 2.82	(1,1) (6,1) (7,1) (8,1) (9,1)																								
PITCHER	IP 1.0	WLS 3	BF 0	H 0	R 0	ER 0	SO 1	BB 0	IBB 0	HBP 0	BLK 0	WP 0	HR 0	S 7	P 12	ERA 0.00	WHIP 0.000								

Philadelphia Phillies @ Washington Nationals
 Nationals Park, Washington, DC
 Sun Aug 21 2011, 1:38 PM - 6:01 PM EDT
 Att. 41,727 - Cloudy - 87 F

AB	38
R	4
H	8
RBI	4
BB	2
SO	8
LOB	11



Batter	1	2	3	4	5	6	7	8	9	10	AB	R	H	RBI	BB	SO	LOB	BOTTOM						
20 Ian Desmond, R OBP: 0.277, SLG: 0.330	(1,6) C FC 92 0-1 X SI 93	(1,6) B SI 91 2-3 C SI 92 F SI 93 S CH 84			(0,0) X FC 91			(2,3) C SI 91 B SI 92 F FF 92 B CH 82 C SI 94	(1,2) C FF 93 B SI 96 S SI 96 X SI 94		5	2	2	1	0	2	0							
24 Rick Ankiel, L OBP: 0.303, SLG: 0.366	(1,8) F FC 90 0-2 F FC 92 F FC 92 F CH 85 X CU 79	(1,8) X FC 90 0-0			(0,1) C FC 91 X CH 84			(3,3) B SI 91 B SI 90 B SI 91 B SI 93 S SI 93 S CH 82	(0,3) F CH 86 S SI 96 S CH 87		5	1	2	0	0	2	0							
11 Ryan Zimmerman, R OBP: 0.378, SLG: 0.497	(1,5) B SI 93 3-2 B SI 93 F SI 91 X FC 93	(1,5) B FC 94 3-2 B SI 94 B FC 92 F CU 80 X CH 84			(2,2) C SI 93 B FC 91 X CU 80			(2,3) B CH 83 C SI 93 C SI 93 S CU 86	(1,1) B FF 93 X SI 83		4	1	2	1	0	1	0							
38 Michael Morse, R OBP: 0.373, SLG: 0.556	(1,3) SAFE B CU 79 F FC 92 X FC 94	(1,3) S CU 79 2-2 B SI 94 S FC 92 H CH 83			(1,0) B FC 92 X CU 78			(3,1) C FF 92 B CH 82 B SI 81 X SI 81	(4,0) B FF 89 B SI 82 I IN 70 I IN 70		3	0	1	0	1	0	2							
28 Jayson Werth, R OBP: 0.329, SLG: 0.378	(1,9) C CU 79 3-3 B SI 93 B CH 84 C FC 92 F CU 78 F FC 91 C FC 92	(1,9) C FC 92 0-2 S CH 83 X CU 78			(0,3) C CH 82 S CU 79 C SI 94			(0,3) C SI 91 F SI 93 S SI 93	(0,1) C SI 82 X FF 89		5	0	1	0	0	3	5							
8 Danny Espinosa, S OBP: 0.313, SLG: 0.414	(1,4) X FC 92 0-0	(1,4) X FC 92 0-0			(2,1) B SI 92 B CU 79 X FC 93			(1,0) B FF 92 X FF 92	(1,1) B FF 91 X FF 93		5	1	3	2	0	1	3							
30 Jonny Gomes, R OBP: 0.326, SLG: 0.394	(1,7) X SI 94 0-0	(1,7) X SI 94 0-0			(3,3) B FC 91 B FC 92 S SI 92 S CU 80			(2,2) B SI 91 F FF 92 F SI 92 F SI 93 X SI 84	(1,0) B FF 91 X FF 91		4	0	0	1	0	1	3							
26 Jesus Flores, R OBP: 0.292, SLG: 0.378	(1,2) C CU 77 0-2 X CU 79	(1,2) C CU 77 0-2 X CU 79			(0,1) C CU 77 X SI 94			(1,2) C SI 81 B FF 93 X SI 85	(0,3) C FF 92 S SI 85 S SI 85		4	0	1	0	0	1	0							
40 Chien-Ming Wang, R ERA: 2.56 32 Tom Gorzelanny, R ERA: 3.0 13 Alex Cobb, L OBP: 0.254, SLG: 0.299 60 Todd Coffey, R ERA: 4.04 36 Tyler Clippard, R ERA: 1.56 22 Drew Storen, S ERA: 2.82 43 Brian Burrows, R OBP: 0.254, SLG: 0.241 17 Sean Burnett, L ERA: 1.000, SLG: 1.000	(1,1) (6,1) (6,Ph) (7,1) (8,1) (9,1) (10,1)				(1,3) B FC 94 B SI 91 F SI 92 X CH 84			(0,1) C CH 82 X SI 83	(1,3) C SI 94 B FF 93 F SI 93 S SI 94		2	0	0	0	0	1	1							
Inning Stats	R: 2 E: 0 K: 1 S: 20	H: 4 LOB: 2 BB: 0 P: 27	R: 0 E: 0 K: 1 S: 9	H: 0 LOB: 0 BB: 0 P: 12	R: 0 E: 0 K: 0 S: 10	H: 1 LOB: 1 BB: 0 P: 15	R: 0 E: 0 K: 2 S: 10	H: 1 LOB: 1 BB: 0 P: 16	R: 0 E: 0 K: 1 S: 10	H: 1 LOB: 2 BB: 2 P: 13	R: 1 E: 0 K: 3 S: 9	H: 1 LOB: 0 BB: 0 P: 16	R: 0 E: 0 K: 3 S: 9	H: 1 LOB: 1 BB: 0 P: 13	R: 1 E: 0 K: 3 S: 13	H: 1 LOB: 0 BB: 1 P: 15	R: 1 E: 0 K: 1 S: 7	H: 2 LOB: 3 BB: 1 P: 14	1B: 8 2B: 2 3B: 0 HR: 2	SF: 1 SAC: 0 DP: 0 HBP: 2	WP: 0 PB: 0 SB: 0 CS: 0	PA: 43		
PITCHER	IP 5.0	WLS 23	BF 11	H 2	R 2	ER 2	SO 5	BB 0	IBB 0	HBP 1	BLK 0	WP 0	HR 0	S 59	P 83	ERA 3.60	WHIP 1.400							
34 Roy Halladay, R ERA: 2.56 39 Michael Schwimer, R ERA: 3.0 37 Antonio Bastardo, L ERA: 1.48 54 Brad Lidge, R ERA: 2.25	(1,1) (6,1) (9,1) (10,1)																							
PITCHER	IP 3.0	WLS B	BF 23	H 2	R 1	ER 1	SO 4	BB 0	IBB 0	HBP 0	BLK 0	WP 0	HR 1	S 27	P 43	ERA 3.00	WHIP 0.667							

Philadelphia Phillies @ Washington Nationals
 Nationals Park, Washington, DC
 Sun Aug 21 2011, 1:38 PM - 6:01 PM EDT
 Att. 41,727 - Cloudy - 87 F

AB	39
R	5
H	12
RBI	5
BB	1
SO	13
LOB	14



Batter	1	2	3	4	5	6	7	8	9	AB	R	H	RBI	BB	SO	LOB	TOP			
16 Angel Pagán, S OBP: 0.325, SLG: 0.390 20 Jason Pridle, L OBP: 0.303, SLG: 0.339 77 D.J. Carrasco, R (7, 1)	F8		K		G4-3		P1			3	0	0	0	0	1	2	New York Mets @ Philadelphia Phillies Citizens Bank Park, Philadelphia, PA Mon Aug 22 2011, 7:08 PM - 9:49 PM EDT Att: 45,783 - Partly Cloudy - 75 F			
2 Justin Turner, R OBP: 0.323, SLG: 0.351	E6		G6-3			HBP		G6-3		3	0	0	0	0	1					
5 David Wright, R OBP: 0.344, SLG: 0.430	K			G6-3		K		44 G6-4-3 1B		4	0	1	0	0	2					
44 Jason Bay, R OBP: 0.319, SLG: 0.347	F8			BB		K		G6-4-3		3	0	0	0	1	1					
21 Lucas Duda, L OBP: 0.348, SLG: 0.465 (4, 9)				K		G4-3			22 G4-6-3 1B	4	0	2	0	0	1					
12 Scott Hairston, R OBP: 0.306, SLG: 0.473 18 Ryota Igarashi, R (4, 1)	L5			P3				G4-6-3		2	0	0	0	0	0					
22 Willie Harris, L OBP: 0.332, SLG: 0.302 (7, PH) (7, 8)								1-2f		2	0	0	0	0	1					
9 Ronny Paulino, R OBP: 0.325, SLG: 0.366 (1, 2)	G6-4-3									3	0	0	0	1	2					
11 Rubén Tejada, R OBP: 0.367, SLG: 0.324 (1, 6)										3	0	2	0	0	0					
35 Dillon Gee, R OBP: 0.167, SLG: 0.128 6 Nick Evans, R OBP: 0.346, SLG: 0.341 (4, 3)			SH5-4							0	0	0	0	0	0					
Inning Stats	R: 0 E: 1 K: 1 S: 10	H: 0 LOB: 1 BB: 0 P: 11	R: 0 E: 0 K: 0 S: 8	H: 1 LOB: 1 BB: 0 P: 10	R: 0 E: 0 K: 1 S: 14	H: 1 LOB: 1 BB: 0 P: 19	R: 0 E: 0 K: 1 S: 10	H: 0 LOB: 1 BB: 1 P: 16	R: 0 E: 0 K: 2 S: 11	H: 0 LOB: 1 BB: 0 P: 16	R: 0 E: 0 K: 1 S: 9	H: 1 LOB: 2 BB: 1 P: 18	R: 0 E: 0 K: 0 S: 6	H: 1 LOB: 0 BB: 0 P: 10	R: 0 E: 0 K: 1 S: 7	H: 1 LOB: 0 BB: 0 P: 11	1B: 5 2B: 0 3B: 0 HR: 0	SF: 0 SAC: 1 DP: 3 HBP: 1	WP: 0 PB: 0 SB: 0 CS: 0	PA: 34
PITCHER	IP WLS BF H R ER SO BB IBB HBP BLK WP HR S P ERA WHIP	IP WLS BF H R ER SO BB IBB HBP BLK WP HR S P ERA WHIP	PITCHER																	
33 Cliff Lee, L ERA: 2.71 57 David Herndon, R ERA: 3.61	7.0 W 28 3 0 0 7 3 0 1 0 0 0 72 105 0.00 0.857	2.0 L 6 2 0 0 1 0 0 0 0 0 0 13 21 0.00 1.000																		

AB 29
R 0
H 5
RBI 0
BB 3
SO 8
LOB 18



Batter	1	2	3	4	5	6	7	8	9	AB	R	H	RBI	BB	SO	LOB	BOTTOM			
8 Shane Victorino, S OBP: 0.389, SLG: 0.539 (1, 8)	L3				G4-3		F8			4	1	1	2	1	0	0	New York Mets @ Philadelphia Phillies Citizens Bank Park, Philadelphia, PA Mon Aug 22 2011, 7:08 PM - 9:49 PM EDT Att: 45,783 - Partly Cloudy - 75 F			
27 Placido Polanco, R OBP: 0.333, SLG: 0.344 (1, 5)		L8					G6-3			4	1	2	0	1	0					
26 Chase Utley, L OBP: 0.356, SLG: 0.452 7 Ross Glodt, L OBP: 0.247, SLG: 0.277 (7, 3)	F8		P6		L3		G1-3			4	0	0	0	0	4					
6 Ryan Howard, L OBP: 0.341, SLG: 0.480 7 Michael Martínez, S OBP: 0.251, SLG: 0.295 (7, 4)	K									4	1	1	0	0	3					
3 Hunter Pence, R OBP: 0.366, SLG: 0.486 (1, 9)										3	4	2	2	2	0					
15 John Mayberry Jr., R OBP: 0.333, SLG: 0.524 (1, 7)										3	1	1	3	1	1					
51 Carlos Ruiz, R OBP: 0.368, SLG: 0.386 (1, 2)										4	0	2	2	0	1					
21 Wilson Valdez, R OBP: 0.288, SLG: 0.311 (1, 6)										3	1	1	1	1	0					
33 Cliff Lee, L OBP: 0.230, SLG: 0.356 57 David Herndon, R ERA: 4.79										4	1	1	0	0	2					
Inning Stats	R: 0 E: 0 K: 1 S: 10	H: 1 LOB: 1 BB: 0 P: 15	R: 3 E: 0 K: 0 S: 18	H: 4 LOB: 1 BB: 0 P: 26	R: 2 E: 0 K: 1 S: 12	H: 2 LOB: 2 BB: 2 P: 24	R: 3 E: 0 K: 1 S: 16	H: 1 LOB: 2 BB: 4 P: 37	R: 0 E: 0 K: 0 S: 7	H: 1 LOB: 1 BB: 0 P: 12	R: 2 E: 0 K: 1 S: 12	H: 2 LOB: 0 BB: 0 P: 14	R: 0 E: 0 K: 1 S: 9	H: 0 LOB: 0 BB: 0 P: 15	R: 0 E: 0 K: 1 S: 10	H: 0 LOB: 0 BB: 0 P: 16		1B: 7 2B: 1 3B: 1 HR: 2	SF: 0 SAC: 0 DP: 0 HBP: 0	WP: 1 PB: 0 SB: 1 CS: 0
PITCHER	IP WLS BF H R ER SO BB IBB HBP BLK WP HR S P ERA WHIP	IP WLS BF H R ER SO BB IBB HBP BLK WP HR S P ERA WHIP	PITCHER																	
35 Dillon Gee, R ERA: 4.37 18 Ryota Igarashi, R ERA: 5.54 77 D.J. Carrasco, R ERA: 4.79	3.2 L 24 7 8 8 3 5 0 0 0 0 1 53 97 19.64 3.273	2.1 L 11 4 2 2 1 0 0 0 0 0 1 22 31 7.71 1.714																		

AB 35
R 10
H 11
RBI 10
BB 6
SO 5
LOB 14



Batter	1	2	3	4	5	6	7	8	9	AB	R	H	RBI	BB	SO	LOB	TOP					
16 Angel Pagán, S OBP: 0.324, SLG: 0.388										5	0	1	0	0	1	3	New York Mets @ Philadelphia Phillies Citizens Bank Park, Philadelphia, PA Tue Aug 23 2011, 7:09 PM - 9:50 PM EDT Att: 45,770 - Partly Cloudy - 77 F					
11 Rubén Tejada, R OBP: 0.365, SLG: 0.323										4	0	1	0	0	1	2						
5 David Wright, R OBP: 0.347, SLG: 0.425										3	0	0	0	0	1	2						
22 Willie Harris, L OBP: 0.335, SLG: 0.306										1	1	1	0	0	0	0						
21 Lucas Duda, L OBP: 0.346, SLG: 0.475										4	1	1	2	0	1	2						
44 Jason Bay, R OBP: 0.319, SLG: 0.345										2	0	0	0	1	1	0						
23 Mike Baxter, L OBP: 0.368, SLG: 0.438										1	0	0	0	0	0	0						
6 Nick Evans, R OBP: 0.357, SLG: 0.422										4	2	2	0	0	1	3						
30 Josh Thole, L OBP: 0.354, SLG: 0.355										4	0	1	1	0	0	1						
2 Justin Turner, R OBP: 0.325, SLG: 0.358										4	0	2	1	0	0	0						
49 Jonathon Niese, L OBP: 0.332, SLG: 0.302										2	0	0	0	0	2	2						
12 Scott Hairston, R OBP: 0.303, SLG: 0.493										1	0	0	0	0	1	0						
18 Ryota Igarashi, R OBP: 0.300, SLG: 0.281										0	0	0	0	0	0	0						
40 Tim Byrdak, L OBP: 0.300, SLG: 0.281										0	0	0	0	0	0	0						
39 Bobby Parnell, R OBP: 0.300, SLG: 0.281										0	0	0	0	0	0	0						
20 Jason Pridie, L OBP: 0.300, SLG: 0.281										1	0	0	0	0	0	1						
Inning Stats	R: 0 E: 0 K: 2 S: 18	H: 2 LOB: 3 BB: 1 P: 30	R: 0 E: 0 K: 3 S: 13	H: 2 LOB: 2 BB: 0 P: 17	R: 0 E: 0 K: 1 S: 11	H: 0 LOB: 0 BB: 0 P: 15	R: 0 E: 0 K: 0 S: 7	H: 0 LOB: 0 BB: 0 P: 11	R: 0 E: 0 K: 1 S: 7	H: 0 LOB: 0 BB: 0 P: 9	R: 0 E: 0 K: 1 S: 8	H: 0 LOB: 0 BB: 0 P: 11	R: 1 E: 0 K: 1 S: 12	H: 1 LOB: 0 BB: 0 P: 16	R: 2 E: 0 K: 0 S: 11	H: 2 LOB: 0 BB: 0 P: 18	R: 1 E: 0 K: 0 S: 7	H: 2 LOB: 1 BB: 0 P: 14	1B: 4 2B: 3 3B: 1 HR: 1	SF: 0 SAC: 0 DP: 0 HBP: 0	WP: 0 PB: 0 SB: 0 CS: 0	PA: 37
PITCHER	IP: 7.0 WLS: W BF: 27	H: 5 R: 1 ER: 1 SO: 9	BB: 1 IBB: 0 HBP: 0 BLK: 0	WP: 0 HR: 0 S: 76 P: 109	ERA: 1.29 WHIP: 0.857	PITCHER																
49 Vance Worley, R ERA: 2.65																						
40 Michael Stutes, R ERA: 3.75	IP: 2.0 WLS: 10 BF: 4	H: 3 R: 3 ER: 3 SO: 0	BB: 0 IBB: 0 HBP: 0 BLK: 0	WP: 0 HR: 1 S: 18 P: 32	ERA: 13.50 WHIP: 2.000																	

AB	36
R	4
H	9
RBI	4
BB	1
SO	9
LOB	16



Batter	1	2	3	4	5	6	7	8	9	AB	R	H	RBI	BB	SO	LOB	BOTTOM				
8 Shane Victorino, S OBP: 0.389, SLG: 0.551										5	1	2	3	0	0	1	New York Mets @ Philadelphia Phillies Citizens Bank Park, Philadelphia, PA Tue Aug 23 2011, 7:09 PM - 9:50 PM EDT Att: 45,770 - Partly Cloudy - 77 F				
27 Placido Polanco, R OBP: 0.334, SLG: 0.345										5	1	2	1	0	1	1					
26 Chase Utley, L OBP: 0.359, SLG: 0.449										2	1	0	0	0	1	1					
7 Michael Martinez, S OBP: 0.250, SLG: 0.293										1	0	0	0	0	0	0					
3 Hunter Pence, R OBP: 0.365, SLG: 0.484										4	1	1	0	0	1	3					
15 John Mayberry Jr., R OBP: 0.336, SLG: 0.539										4	1	2	3	0	0	1					
10 Ben Francisco, R OBP: 0.335, SLG: 0.367										3	1	3	0	1	0	0					
21 Wilson Valdez, R OBP: 0.288, SLG: 0.315										3	0	1	1	0	1	2					
23 Brian Schneider, L OBP: 0.245, SLG: 0.273										4	1	0	0	0	2	5					
49 Vance Worley, R OBP: 0.229, SLG: 0.257										3	2	2	1	0	1	0					
5 Pete Orr, L OBP: 0.300, SLG: 0.281										1	0	0	0	0	1	1					
40 Michael Stutes, R ERA: 4.01										0	0	0	0	0	0	0					
Inning Stats	R: 0 E: 0 K: 2 S: 8	H: 0 LOB: 0 BB: 0 P: 11	R: 0 E: 0 K: 1 S: 10	H: 2 LOB: 2 BB: 0 P: 18	R: 4 E: 0 K: 3 S: 20	H: 4 LOB: 1 BB: 0 P: 30	R: 1 E: 0 K: 0 S: 11	H: 2 LOB: 1 BB: 0 P: 16	R: 4 E: 0 K: 0 S: 10	H: 4 LOB: 1 BB: 1 P: 19	R: 0 E: 0 K: 0 S: 11	H: 0 LOB: 0 BB: 0 P: 18	R: 0 E: 0 K: 2 S: 11	H: 1 LOB: 0 BB: 0 P: 14	R: 0 E: 0 K: 0 S: 7	H: 0 LOB: 0 BB: 0 P: 10	1B: 8 2B: 2 3B: 1 HR: 2	SF: 1 SAC: 0 DP: 1 HBP: 2	WP: 0 PB: 0 SB: 0 CS: 0	PA: 39	
PITCHER	IP: 4.0 WLS: L BF: 24	H: 10 R: 8 ER: 8 SO: 6	BB: 1 IBB: 0 HBP: 1 BLK: 0	WP: 0 HR: 2 S: 28 P: 84	ERA: 18.00 WHIP: 2.750	PITCHER															
49 Jonathon Niese, L ERA: 4.4																					
27 Pedro Beato, R ERA: 4.11	IP: 2.0 WLS: 8 BF: 2	H: 2 R: 1 ER: 1 SO: 0	BB: 0 IBB: 0 HBP: 1 BLK: 0	WP: 0 HR: 0 S: 18 P: 28	ERA: 4.50 WHIP: 1.000																
18 Ryota Igarashi, R ERA: 5.47	IP: 0.1 WLS: 2 BF: 1	H: 1 R: 0 ER: 0 SO: 0	BB: 0 IBB: 0 HBP: 0 BLK: 0	WP: 0 HR: 0 S: 5 P: 7	ERA: 0.00 WHIP: 3.000																
40 Tim Byrdak, L ERA: 3.19	IP: 0.2 WLS: 2 BF: 0	H: 0 R: 0 ER: 0 SO: 2	BB: 0 IBB: 0 HBP: 0 BLK: 0	WP: 0 HR: 0 S: 6 P: 7	ERA: 0.00 WHIP: 0.000																
39 Bobby Parnell, R ERA: 4.01	IP: 1.0 WLS: 3 BF: 0	H: 0 R: 0 ER: 0 SO: 0	BB: 0 IBB: 0 HBP: 0 BLK: 0	WP: 0 HR: 0 S: 7 P: 10	ERA: 0.00 WHIP: 0.000																

AB	35
R	9
H	13
RBI	9
BB	1
SO	8
LOB	15



Batter	1	2	3	4	5	6	7	8	9	AB	R	H	RBI	BB	SO	LOB	TOP			
16 Angel Pagán, S OBP: 0.324, SLG: 0.385										5	2	1	0	1	1	6				
11 Rubén Tejada, R OBP: 0.366, SLG: 0.321										4	1	1	0	1	0	2				
5 David Wright, R OBP: 0.345, SLG: 0.441										4	1	3	2	0	1	1				
21 Lucas Duda, L OBP: 0.347, SLG: 0.476										4	1	1	1	0	1	4				
44 Jason Bay, R OBP: 0.318, SLG: 0.341										4	1	0	0	1	1	6				
6 Nick Evans, R OBP: 0.383, SLG: 0.531										4	1	3	4	0	0	0				
20 Jason Pridie, L OBP: 0.300, SLG: 0.335										1	0	0	0	0	1	2				
30 Josh Thole, L OBP: 0.352, SLG: 0.349										4	0	0	0	1	1	3				
2 Justin Turner, R OBP: 0.323, SLG: 0.354										4	0	0	0	1	1	3				
34 Mike Pelfrey, R OBP: 0.146, SLG: 0.119										2	0	1	0	0	0	0				
9 Ronny Paulino, R OBP: 0.285, SLG: 0.298										0	0	0	0	0	0	0				
38 Chris Coghlan, L OBP: 0.282, SLG: 0.143										0	0	0	0	0	0	0				
40 Tim Byrdak, L OBP: 0.282, SLG: 0.143										0	0	0	0	0	0	0				
46 Manny Acosta, R OBP: 0.282, SLG: 0.143										0	0	0	0	0	0	0				
22 Willie Harris, L OBP: 0.282, SLG: 0.143										1	0	1	0	0	0	0				
39 Bobby Parnell, R OBP: 0.282, SLG: 0.143										0	0	0	0	0	0	0				
Inning Stats	R: 4 H: 3 E: 1 K: 1 S: 16	H: 3 LOB: 0 BB: 0 P: 27	R: 0 H: 1 E: 0 K: 0 S: 10	H: 1 LOB: 1 BB: 0 P: 13	R: 1 H: 2 E: 0 K: 0 S: 13	H: 2 LOB: 2 BB: 0 P: 23	R: 1 H: 1 E: 0 K: 0 S: 12	H: 1 LOB: 2 BB: 2 P: 18	R: 1 H: 1 E: 0 K: 0 S: 12	H: 1 LOB: 2 BB: 2 P: 23	R: 0 H: 0 E: 0 K: 2 S: 8	H: 0 LOB: 2 BB: 2 P: 17	R: 0 H: 0 E: 0 K: 2 S: 15	H: 0 LOB: 2 BB: 2 P: 24	R: 0 H: 2 E: 0 K: 1 S: 9	H: 1 LOB: 1 BB: 0 P: 15	1B: 7 2B: 2 3B: 0 HR: 2	SF: 1 SAC: 1 DP: 0 HBP: 1	WP: 0 PB: 0 SB: 2 CS: 0	PA: 46
PITCHER	IP: 4.0 WLS: L BF: 22 ERA: 4.50	H: 7 R: 6 ER: 2 SO: 1	BB: 1 IBB: 0 HBP: 1 BLK: 0	WP: 0 HR: 2 S: 51 P: 81	ERA: 4.50 WHIP: 2.000	IP: 1.0 WLS: L BF: 4 ERA: 3.18	H: 1 R: 0 ER: 0 SO: 1	BB: 0 IBB: 0 HBP: 0 BLK: 0	WP: 0 HR: 0 S: 11 P: 15	ERA: 0.00 WHIP: 1.000										
38 Kyle Kendrick, R ERA: 3.29																				
39 Michael Schwimer, R ERA: 4.5																				
54 Brad Lidge, R ERA: 2.0																				
37 Antonio Bastardo, L ERA: 1.45																				
57 David Herndon, R ERA: 3.53																				
Batter	1	2	3	4	5	6	7	8	9	AB	R	H	RBI	BB	SO	LOB	BOTTOM			
8 Shane Victorino, S OBP: 0.387, SLG: 0.546										5	1	1	2	0	1	1				
27 Plácido Polanco, R OBP: 0.335, SLG: 0.345										5	0	2	0	0	0	2				
26 Chase Utley, L OBP: 0.365, SLG: 0.460										4	1	3	1	1	0	1				
6 Ryan Howard, L OBP: 0.341, SLG: 0.477										3	0	0	0	2	2	3				
3 Hunter Pence, R OBP: 0.365, SLG: 0.484										5	0	2	1	0	2	6				
15 John Mayberry Jr., R OBP: 0.333, SLG: 0.528										4	0	0	0	1	0	2				
51 Carlos Ruiz, R OBP: 0.368, SLG: 0.387										5	1	2	0	0	1	4				
7 Michael Martinez, S OBP: 0.250, SLG: 0.292										4	1	1	0	0	1	2				
38 Kyle Kendrick, R OBP: 0.283, SLG: 0.327										1	0	0	0	0	0	1				
39 Michael Schwimer, R ERA: 4.5																				
54 Brad Lidge, R ERA: 2.0																				
5 Pete Orr, L OBP: 0.282, SLG: 0.377										1	0	0	0	0	0	0				
37 Antonio Bastardo, R ERA: 1.45										1	0	0	0	0	0	0				
57 David Herndon, R ERA: 3.53										1	0	1	0	0	0	0				
7 Ross Gload, L OBP: 0.282, SLG: 0.143										1	0	1	0	0	0	0				
46 Manny Acosta, R OBP: 0.282, SLG: 0.143										1	0	1	0	0	0	0				
22 Willie Harris, L OBP: 0.282, SLG: 0.143										1	0	1	0	0	0	0				
39 Bobby Parnell, R OBP: 0.282, SLG: 0.1																				

Batter	1	2	3	4	5	6	7	8	9	AB	R	H	RBI	BB	SO	LOB	TOP					
8 Shane Victorino, S OBP: 0.381, SLG: 0.544	P4			F8	K			HR		4	1	1	2	0	1	2	Philadelphia Phillies @ Cincinnati Reds Great American Ball Park, Cincinnati, OH Mon Aug 29 2011, 7:11 PM - 9:47 PM EDT Att: 21,360 - Clear - 78 F					
27 Placido Polanco, R OBP: 0.333, SLG: 0.341	K			G1-3			K	K		4	0	0	0	0	3	0						
26 Chase Utley, L OBP: 0.362, SLG: 0.458	K			1B			K	P6		4	0	1	0	0	2	0						
6 Ryan Howard, L OBP: 0.338, SLG: 0.477		K		F8			P4		K	4	0	0	0	0	2	1						
3 Hunter Pence, R OBP: 0.365, SLG: 0.482		P2					G6-3		F8	4	0	1	0	0	0	0						
15 John Mayberry Jr., R OBP: 0.329, SLG: 0.517			G3-1		FC3-6 1B		P3		F7	4	1	0	0	0	0	1						
51 Carlos Ruiz, R OBP: 0.364, SLG: 0.381			L6		2B		P3			3	0	1	0	0	0	0						
21 Wilson Valdez, R OBP: 0.294, SLG: 0.339			G6-3		2B			HR		3	1	2	1	0	0	0						
35 Cole Hamels, L OBP: 0.169, SLG: 0.175								B3		2	0	0	0	0	2	2						
37 Antonio Bastardo, R OBP: 0.250, SLG: 0.297										0	0	0	0	0	0	0						
7 Michael Martinez, S OBP: 0.250, SLG: 0.297										0	0	0	0	0	0	1						
40 Michael Stutes, R OBP: 0.324, SLG: 0.320										0	0	0	0	0	0	0						
46 Ryan Madson, L OBP: 0.304, SLG: 0.304										0	0	0	0	0	0	0						
Inning Stats	R: 0 H: 0 E: 0 K: 2 S: 9	H: 0 LOB: 0 BB: 0 P: 14	R: 0 H: 0 E: 0 K: 1 S: 7	H: 0 LOB: 0 BB: 0 P: 8	R: 0 H: 0 E: 0 K: 1 S: 7	H: 0 LOB: 0 BB: 0 P: 8	R: 1 H: 3 E: 0 K: 2 S: 18	H: 3 LOB: 2 BB: 0 P: 25	R: 0 H: 0 E: 0 K: 2 S: 9	H: 0 LOB: 0 BB: 0 P: 13	R: 0 H: 0 E: 0 K: 0 S: 8	H: 0 LOB: 0 BB: 0 P: 10	R: 2 H: 2 E: 0 K: 1 S: 8	H: 2 LOB: 0 BB: 0 P: 10	R: 0 H: 0 E: 0 K: 1 S: 7	H: 0 LOB: 0 BB: 0 P: 10	1B: 4 2B: 1 3B: 0 HR: 1	SF: 0 SAC: 0 DP: 0 HBP: 0	WP: 0 PB: 0 SB: 0 CS: 0	PA: 33		
PITCHER	IP WLS BF H R ER SO BB IBB HBP BLK WP HR S P ERA WHIP	IP WLS BF H R ER SO BB IBB HBP BLK WP HR S P ERA WHIP	IP WLS BF H R ER SO BB IBB HBP BLK WP HR S P ERA WHIP	IP WLS BF H R ER SO BB IBB HBP BLK WP HR S P ERA WHIP	IP WLS BF H R ER SO BB IBB HBP BLK WP HR S P ERA WHIP	IP WLS BF H R ER SO BB IBB HBP BLK WP HR S P ERA WHIP	IP WLS BF H R ER SO BB IBB HBP BLK WP HR S P ERA WHIP	IP WLS BF H R ER SO BB IBB HBP BLK WP HR S P ERA WHIP	IP WLS BF H R ER SO BB IBB HBP BLK WP HR S P ERA WHIP	IP WLS BF H R ER SO BB IBB HBP BLK WP HR S P ERA WHIP	IP WLS BF H R ER SO BB IBB HBP BLK WP HR S P ERA WHIP	IP WLS BF H R ER SO BB IBB HBP BLK WP HR S P ERA WHIP	IP WLS BF H R ER SO BB IBB HBP BLK WP HR S P ERA WHIP	IP WLS BF H R ER SO BB IBB HBP BLK WP HR S P ERA WHIP	IP WLS BF H R ER SO BB IBB HBP BLK WP HR S P ERA WHIP	IP WLS BF H R ER SO BB IBB HBP BLK WP HR S P ERA WHIP	IP WLS BF H R ER SO BB IBB HBP BLK WP HR S P ERA WHIP	IP WLS BF H R ER SO BB IBB HBP BLK WP HR S P ERA WHIP	IP WLS BF H R ER SO BB IBB HBP BLK WP HR S P ERA WHIP	IP WLS BF H R ER SO BB IBB HBP BLK WP HR S P ERA WHIP	IP WLS BF H R ER SO BB IBB HBP BLK WP HR S P ERA WHIP	IP WLS BF H R ER SO BB IBB HBP BLK WP HR S P ERA WHIP

AB	33
R	3
H	6
RBI	3
BB	0
SO	10
LOB	7



Batter	1	2	3	4	5	6	7	8	9	AB	R	H	RBI	BB	SO	LOB	BOTTOM					
4 Brandon Phillips, R OBP: 0.347, SLG: 0.436	K			19 G4-3 3B			F8	17 E 17 1B		4	1	2	0	0	1	1	Philadelphia Phillies @ Cincinnati Reds Great American Ball Park, Cincinnati, OH Mon Aug 29 2011, 7:11 PM - 9:47 PM EDT Att: 21,360 - Clear - 78 F					
17 Dave Sappelt, R OBP: 0.226, SLG: 0.281	K2-3			K			K	E5		4	0	1	1	0	3	2						
19 Joey Volto, L OBP: 0.438, SLG: 0.551	F7			G4-3			BB	G4-3		3	0	0	1	1	0	2						
32 Jay Bruce, L OBP: 0.341, SLG: 0.495	L4			G5-3			K	6 FC5-4 1B		4	0	1	0	0	1	1						
23 Yonder Alonso, L OBP: 0.500, SLG: 0.765	G3			K			K	K		4	0	0	0	0	3	2						
6 Drew Stubbs, R OBP: 0.321, SLG: 0.379	K			G5-3			K	FC5-4 16 S		4	0	0	0	0	2	2						
16 Edgar Renteria, R OBP: 0.300, SLG: 0.335	K			G4-3				P3		4	0	0	0	0	1	1						
29 Ryan Hanigan, R OBP: 0.370, SLG: 0.375	F9						4 F8 34 SH2-4 1B	4 1B 17 1B		3	1	2	0	0	0	0						
34 Homer Bailey, R OBP: 0.250, SLG: 0.296	G4-3							K		1	0	0	0	0	0	0						
15 Fred Lewis, L OBP: 0.324, SLG: 0.320										1	0	0	0	0	1	1						
45 Bill Bray, L OBP: 0.324, SLG: 0.320										0	0	0	0	0	0	0						
40 Nick Masset, R OBP: 0.304, SLG: 0.304										0	0	0	0	0	0	0						
Inning Stats	R: 0 H: 0 E: 0 K: 2 S: 9	H: 0 LOB: 0 BB: 0 P: 10	R: 0 H: 0 E: 0 K: 1 S: 7	H: 0 LOB: 0 BB: 0 P: 11	R: 0 H: 0 E: 0 K: 1 S: 7	H: 0 LOB: 0 BB: 0 P: 13	R: 1 H: 1 E: 0 K: 1 S: 12	H: 1 LOB: 0 BB: 0 P: 19	R: 0 H: 0 E: 0 K: 1 S: 6	H: 0 LOB: 0 BB: 0 P: 8	R: 0 H: 1 E: 0 K: 3 S: 10	H: 1 LOB: 1 BB: 1 P: 18	R: 1 H: 3 E: 1 K: 1 S: 16	H: 3 LOB: 2 BB: 0 P: 27	R: 0 H: 1 E: 0 K: 1 S: 12	H: 1 LOB: 0 BB: 0 P: 17	1B: 5 2B: 0 3B: 1 HR: 0	SF: 0 SAC: 1 DP: 0 HBP: 0	WP: 0 PB: 0 SB: 1 CS: 0	PA: 34		
PITCHER	IP WLS BF H R ER SO BB IBB HBP BLK WP HR S P ERA WHIP	IP WLS BF H R ER SO BB IBB HBP BLK WP HR S P ERA WHIP	IP WLS BF H R ER SO BB IBB HBP BLK WP HR S P ERA WHIP	IP WLS BF H R ER SO BB IBB HBP BLK WP HR S P ERA WHIP	IP WLS BF H R ER SO BB IBB HBP BLK WP HR S P ERA WHIP	IP WLS BF H R ER SO BB IBB HBP BLK WP HR S P ERA WHIP	IP WLS BF H R ER SO BB IBB HBP BLK WP HR S P ERA WHIP	IP WLS BF H R ER SO BB IBB HBP BLK WP HR S P ERA WHIP	IP WLS BF H R ER SO BB IBB HBP BLK WP HR S P ERA WHIP	IP WLS BF H R ER SO BB IBB HBP BLK WP HR S P ERA WHIP	IP WLS BF H R ER SO BB IBB HBP BLK WP HR S P ERA WHIP	IP WLS BF H R ER SO BB IBB HBP BLK WP HR S P ERA WHIP	IP WLS BF H R ER SO BB IBB HBP BLK WP HR S P ERA WHIP	IP WLS BF H R ER SO BB IBB HBP BLK WP HR S P ERA WHIP	IP WLS BF H R ER SO BB IBB HBP BLK WP HR S P ERA WHIP	IP WLS BF H R ER SO BB IBB HBP BLK WP HR S P ERA WHIP	IP WLS BF H R ER SO BB IBB HBP BLK WP HR S P ERA WHIP	IP WLS BF H R ER SO BB IBB HBP BLK WP HR S P ERA WHIP	IP WLS BF H R ER SO BB IBB HBP BLK WP HR S P ERA WHIP	IP WLS BF H R ER SO BB IBB HBP BLK WP HR S P ERA WHIP	IP WLS BF H R ER SO BB IBB HBP BLK WP HR S P ERA WHIP	IP WLS BF H R ER SO BB IBB HBP BLK WP HR S P ERA WHIP



Batter	1	2	3	4	5	6	7	8	9	AB	R	H	RBI	BB	SO	LOB	TOP								
8 Shane Victorino, S OBP: 0.382, SLG: 0.539	4-1 FC4-6 BB	2-2 F4		2-0 G3			4-1 27 1B FC6-4 BB		3-3 K	3	2	0	0	2	1	3									
27 Placido Polanco, R OBP: 0.332, SLG: 0.338	4-2 FC4-6 BB	0-0 G1-3			2-3 K		1-1 26 FC6-4 1B		3-2 1B	4	0	2	0	1	1	3									
26 Chase Utley, L OBP: 0.358, SLG: 0.448	1-1 FC4-6 FC3-6		1-2 G4-3		3-3 K		2-0 FC6-4 G6-3		1-1 F7	5	0	0	1	0	1	4									
6 Ryan Howard, L OBP: 0.336, SLG: 0.484	0-1 FC3-6		0-3 K		1-3 K		3-2 G6-3		0-2 F7	5	0	0	1	0	2	3									
3 Hunter Pence, R OBP: 0.367, SLG: 0.492	2-1 F8		4-0 15 BB			2-1 HR		2-1 L7		3	1	1	1	1	0	2									
15 John Mayberry Jr., R OBP: 0.329, SLG: 0.514		2-1 G5-3	4-0 BB		1-2 BB		1-3 K		1-2 21 G6-3 51 1B	3	0	1	0	1	1	0									
51 Carlos Ruiz, R OBP: 0.370, SLG: 0.385		2-2 1B	0-1 F9			2-2 21 FC5-4 1B		1-2 1B		4	0	3	0	0	0	2									
21 Wilson Valdez, R OBP: 0.289, SLG: 0.332		2-1 1B		1-1 G6-3		0-0 FC5-4 33 WP		1-2 G6-3		4	0	1	0	0	0	3									
33 Cliff Lee, L OBP: 0.219, SLG: 0.339		0-0 SH		0-0 G4-3		2-3 K		1-2 G6-3		3	0	0	0	0	1	2									
46 Ryan Madson, L (9, 1)		1-2 2-3				1-2				0	0	0	0	0	0	0									
Inning Stats	R: 1 E: 0 K: 0 S: 9	H: 0 LOB: 1 BB: 2 P: 20	R: 0 E: 0 K: 0 S: 13	H: 2 LOB: 3 BB: 2 P: 21	R: 0 E: 0 K: 1 S: 8	H: 0 LOB: 2 BB: 2 P: 17	R: 0 E: 0 K: 0 S: 4	H: 0 LOB: 0 BB: 0 P: 7	R: 0 E: 0 K: 2 S: 10	H: 2 LOB: 1 BB: 2 P: 22	R: 1 E: 0 K: 0 S: 15	H: 1 LOB: 1 BB: 1 P: 21	R: 0 E: 0 K: 0 S: 15	H: 2 LOB: 1 BB: 0 P: 19	R: 0 E: 0 K: 1 S: 13	H: 1 LOB: 0 BB: 0 P: 20	1B: 7 2B: 0 3B: 0 HR: 1	SF: 0 SAC: 1 DP: 1 HBP: 0	WP: 1 PB: 0 SB: 0 CS: 0	PA: 40					
PITCHER	IP 6.2	WLS L	BF 31	H 5	R 3	ER 3	SO 6	BB 5	IBB 0	HBP 0	BLK 0	WP 1	HR 1	S 66	P 120	ERA 4.05	WHIP 1.500								
50 Dontrelle Willis, L ERA: 4.1																									
33 Jose Arredondo, R ERA: 3.14																									
54 Aroldis Chapman, L ERA: 3.76																									

Philadelphia Phillies @ Cincinnati Reds
Great American Ball Park, Cincinnati, OH
Wed Aug 31 2011, 7:10 PM - 10:03 PM EDT
Att: 18,567 - Partly Cloudy - 88 F

AB 34
R 3
H 8
RBI 3
BB 5
SO 7
LOB 22



Batter	1	2	3	4	5	6	7	8	9	AB	R	H	RBI	BB	SO	LOB	BOTTOM								
4 Brandon Phillips, R OBP: 0.343, SLG: 0.431	1-2 L9		2-2 G6-3			1-2 P6			0-1 G5-3	4	0	0	0	0	0	1									
17 Dave Sappelt, R OBP: 0.285, SLG: 0.290	1-1 L7			0-2 19 CS 1B		1-2 G6-3			1-0 P3	4	0	1	0	0	0	0									
19 Joey Volto, L OBP: 0.439, SLG: 0.554	1-1 G4-3		3-3 K		3-2 G6-3				1-1 43 HBP 2B	4	0	1	0	0	1	1									
32 Jay Bruce, L OBP: 0.342, SLG: 0.491		2-1 G3		1-2 1B		1-3 K			4-2 43 HBP BB	3	0	1	0	1	1	0									
43 Miguel Cairo, R OBP: 0.328, SLG: 0.410		3-3 K		0-0 F9		1-3 K			1-2 HBP	3	0	0	0	0	2	1									
6 Drew Stubbs, R OBP: 0.323, SLG: 0.379		0-3 K			0-0 55 FC6-4 1B				1-1 P5	3	0	2	0	0	1	0									
23 Yonder Alonso, L OBP: 0.488, SLG: 0.722						1-2 FC6-4			2-1 F8	3	0	1	0	0	0	2									
55 Ramon Hernandez, R OBP: 0.343, SLG: 0.454			0-1 50 SH3-4 1B		1-2 FC6-4				2-1 F8	3	0	1	0	0	0	2									
7 Paul Janish, R OBP: 0.252, SLG: 0.257			2-2 K		3-2 F7				0-0 F9	3	0	0	0	0	1	2									
50 Dontrelle Willis, L OBP: 0.499, SLG: 0.727			0-0 SH3-4			0-0 G6-3			2-3 K	1	0	0	0	0	0	0									
33 Jose Arredondo, R OBP: 0.500, SLG: 0.500										0	0	0	0	0	0	0									
21 Todd Frazier, R OBP: 0.294, SLG: 0.457										1	0	0	0	0	1	1									
54 Aroldis Chapman, L (9, 1)										0	0	0	0	0	0	0									
Inning Stats	R: 0 E: 0 K: 0 S: 7	H: 0 LOB: 0 BB: 0 P: 10	R: 0 E: 0 K: 2 S: 8	H: 0 LOB: 0 BB: 0 P: 13	R: 0 E: 0 K: 1 S: 9	H: 1 LOB: 1 BB: 0 P: 13	R: 0 E: 0 K: 1 S: 12	H: 2 LOB: 1 BB: 0 P: 16	R: 0 E: 0 K: 0 S: 7	H: 0 LOB: 0 BB: 0 P: 11	R: 0 E: 0 K: 0 S: 7	H: 0 LOB: 0 BB: 0 P: 9	R: 0 E: 0 K: 2 S: 10	H: 0 LOB: 0 BB: 0 P: 15	R: 0 E: 0 K: 1 S: 8	H: 1 LOB: 1 BB: 0 P: 13	R: 0 E: 0 K: 0 S: 12	H: 1 LOB: 3 BB: 1 P: 20	1B: 5 2B: 2 3B: 0 HR: 0	SF: 0 SAC: 1 DP: 1 HBP: 1	WP: 0 PB: 0 SB: 0 CS: 1	PA: 33			
PITCHER	IP 8.2	WLS W	BF 32	H 6	R 3	ER 0	SO 7	BB 1	IBB 0	HBP 1	BLK 0	WP 0	HR 0	S 78	P 117	ERA 0.00	WHIP 0.808								
33 Cliff Lee, L ERA: 2.59																									
46 Ryan Madson, R ERA: 3.02																									

Philadelphia Phillies @ Cincinnati Reds
Great American Ball Park, Cincinnati, OH
Wed Aug 31 2011, 7:10 PM - 10:03 PM EDT
Att: 18,567 - Partly Cloudy - 88 F

AB 30
R 0
H 6
RBI 0
BB 1
SO 7
LOB 11



Batter	1	2	3	4	5	6	7	8	9	AB	R	H	RBI	BB	SO	LOB	TOP							
8 Shane Victorino, S OBP: 0.384, SLG: 0.542										4	2	2	0	1	0	0								
27 Placido Polanco, R OBP: 0.330, SLG: 0.337										4	0	1	1	0	0	4								
26 Chase Utley, L OBP: 0.353, SLG: 0.438										4	1	0	0	0	1	1								
6 Ryan Howard, L OBP: 0.336, SLG: 0.487										3	0	0	0	1	1	0								
3 Hunter Pence, R OBP: 0.398, SLG: 0.492										2	1	1	0	2	0	0								
15 John Mayberry Jr., R OBP: 0.329, SLG: 0.528										3	1	1	3	0	2	2								
51 Carlos Ruiz, R OBP: 0.373, SLG: 0.385										2	0	1	0	2	0	0								
21 Wilson Valdez, R OBP: 0.291, SLG: 0.337										4	0	1	0	0	2	5								
44 Roy Oswalt, R OBP: 0.194, SLG: 0.107										3	0	0	0	0	2	5								
40 Michael Stutes, R ERA: 7.71										0	0	0	0	0	0	0								
37 Antonio Bastardo, R ERA: 1.35										0	0	0	0	0	0	0								
16 John Bowker, L OBP: 0.300, SLG: 0.278										1	0	0	0	0	1	0								
46 Ryan Madson, L ERA: 4.2										0	0	0	0	0	0	0								
Inning Stats	R: 1 H: 1 E: 0 K: 0 S: 11	H: 1 LOB: 0 BB: 0 P: 14	R: 0 H: 0 E: 0 K: 1 S: 7	H: 0 LOB: 0 BB: 0 P: 14	R: 0 H: 0 E: 0 K: 1 S: 8	H: 0 LOB: 0 BB: 0 P: 13	R: 0 H: 0 E: 0 K: 1 S: 9	H: 0 LOB: 0 BB: 0 P: 16	R: 2 H: 3 E: 1 K: 1 S: 14	H: 3 LOB: 2 BB: 1 P: 27	R: 1 H: 0 E: 0 K: 2 S: 11	H: 0 LOB: 3 BB: 3 P: 28	R: 1 H: 1 E: 0 K: 1 S: 10	H: 1 LOB: 0 BB: 0 P: 16	R: 0 H: 1 E: 0 K: 1 S: 10	H: 1 LOB: 1 BB: 1 P: 17	R: 0 H: 1 E: 0 K: 1 S: 10	H: 1 LOB: 1 BB: 0 P: 14	1B: 4 2B: 2 3B: 1 HR: 1	SF: 2 SAC: 0 DP: 2 HBP: 1	WP: 3 PB: 0 SB: 0 CS: 1	PA: 39		
PITCHER	IP WLS BF H R ER SO BB IBB HBP BLK WP HR S P ERA WHIP	5.0 L 22 4 4 3 4 3 0 1 0 0 1 50 90 5.40 1.400	1.0 5 0 0 0 2 1 1 0 0 2 0 10 22 0.00 1.000	0.1 2 1 1 0 0 0 0 0 0 0 0 3 6 0.00 3.000	0.2 2 0 0 0 1 0 0 0 0 1 0 7 10 0.00 0.000	2.0 8 2 0 0 2 1 0 0 0 0 0 20 31 0.00 1.500																		

Philadelphia Phillies @ Florida Marlins
Sun Life Stadium, Miami, FL
Fri Sep 02 2011, 7:11 PM - 10:24 PM EDT
Att: 21,659 - Partly Cloudy - 83 F

livebaseballscorecards.com

AB 30
R 5
H 7
RBI 4
BB 6
SO 9
LOB 17

Batter	1	2	3	4	5	6	7	8	9	AB	R	H	RBI	BB	SO	LOB	BOTTOM	
1 Emilio Bonifacio, S OBP: 0.361, SLG: 0.378										4	1	1	0	1	1	2		
12 Omar Infante, R OBP: 0.322, SLG: 0.364										4	1	2	0	0	1	2		
29 Greg Dobbs, L OBP: 0.318, SLG: 0.388										4	0	0	0	0	0	4		
27 Giancarlo Stanton, R OBP: 0.351, SLG: 0.538										3	0	0	1	1	1	0		
5 Logan Morrison, L OBP: 0.324, SLG: 0.461										4	0	2	0	0	0	0		
11 Jose Lopez, R OBP: 0.251, SLG: 0.369										4	1	1	1	0	1	3		
11 Bryan Petersen, L OBP: 0.343, SLG: 0.423										4	0	1	0	0	2	0		
14 John Buck, R OBP: 0.322, SLG: 0.393										4	0	0	0	0	3	1		
52 Brad Hand, L ERA: 3.8										2	0	0	0	0	1	1		
39 Chris Hatcher, R ERA: 3.73										0	0	0	0	0	0	0		
58 Ryan Webb, R ERA: 1.35										0	0	0	0	0	0	0		
40 Mike Dunn, L OBP: 0.300, SLG: 0.278										1	0	1	0	0	0	0		
24 Mike Cameron, R OBP: 0.300, SLG: 0.278										0	0	0	0	0	0	0		
50 Jose Ceda, R ERA: 4.2										1	0	1	0	0	0	0		
15 Gaby Sanchez, R ERA: 2.9										0	0	0	0	0	0	0		
Inning Stats	R: 1 H: 3 E: 0 K: 1 S: 13	H: 3 LOB: 2 BB: 1 P: 22	R: 0 H: 1 E: 0 K: 2 S: 12	H: 1 LOB: 1 BB: 0 P: 17	R: 1 H: 2 E: 0 K: 0 S: 11	H: 2 LOB: 1 BB: 0 P: 18	R: 0 H: 0 E: 0 K: 2 S: 11	H: 0 LOB: 0 BB: 0 P: 19	R: 0 H: 1 E: 0 K: 1 S: 9	H: 1 LOB: 2 BB: 1 P: 20	R: 0 H: 0 E: 0 K: 1 S: 11	H: 0 LOB: 0 BB: 0 P: 16	R: 0 H: 1 E: 0 K: 2 S: 12	H: 1 LOB: 1 BB: 0 P: 17	1B: 5 2B: 2 3B: 1 HR: 1	SF: 0 SAC: 0 DP: 1 HBP: 0	WP: 0 PB: 0 SB: 0 CS: 0	PA: 37
PITCHER	IP WLS BF H R ER SO BB IBB HBP BLK WP HR S P ERA WHIP	6.1 W 27 8 3 3 7 1 0 0 0 0 1 73 116 4.26 1.421	0.2 H 3 0 0 0 0 1 0 0 0 0 0 5 13 0.00 1.500	1.0 H 3 0 0 0 1 0 0 0 0 0 11 16 0.00 0.000	1.0 S 4 1 0 0 2 0 0 0 0 0 12 17 0.00 1.000													

Philadelphia Phillies @ Florida Marlins
Sun Life Stadium, Miami, FL
Fri Sep 02 2011, 7:11 PM - 10:24 PM EDT
Att: 21,659 - Partly Cloudy - 83 F

livebaseballscorecards.com

AB 35
R 3
H 9
RBI 2
BB 2
SO 10
LOB 13

Batter	1	2	3	4	5	6	7	8	9	10	11	12	13	14	AB	R	H	RBI	BB	SO	LOB	TOP								
8 Shane Victorino, S OBP: 0.379, SLG: 0.532	G4-3	K			G4-3 1B		G3-1 6 1B BB		K		K			G3	6	1	1	0	1	3	3									
7 Michael Martinez, S OBP: 0.281, SLG: 0.320					G4-3		G3-1 6 1B BB		L9					K	5	1	2	1	2	1	1									
26 Chase Utley, L OBP: 0.346, SLG: 0.433	K				K		G3-1		P5					G4-3	7	0	0	0	0	2	6									
6 Ryan Howard, L OBP: 0.343, SLG: 0.489					K										3	0	2	2	3	1	0									
3 Hunter Pence, R OBP: 0.362, SLG: 0.483	FC5-4				P3		F9		G6-4-3					F9	6	0	0	0	0	0	7									
29 Raul Ibanez, L OBP: 0.285, SLG: 0.415					G4-3		G3-1								6	0	2	0	0	0	2									
51 Carlos Ruiz, R OBP: 0.374, SLG: 0.385															4	1	1	0	1	0	0									
21 Wilson Valdez, R ERA: 3.83																														
7 Ross Cohen, L ERA: 3.79																														
40 Michael Stutes, R ERA: 3.79																														
15 John Mayberry Jr., R ERA: 2.99																														
57 David Herndon, R ERA: 4.4																														
34 Roy Halladay, R OBP: 0.141, SLG: 0.145																														
16 John Bowker, L OBP: 0.248, SLG: 0.243																														
39 Michael Schwimer, R ERA: 3.33																														
27 Placido Polanco, R OBP: 0.327, SLG: 0.333																														
Inning Stats	R: 0 E: 0 K: 1 S: 12	H: 1 LOB: 2 BB: 1 P: 23	R: 2 E: 1 K: 1 S: 15	H: 3 LOB: 2 BB: 0 P: 25	R: 0 E: 0 K: 1 S: 9	H: 0 LOB: 0 BB: 0 P: 11	R: 0 E: 0 K: 1 S: 8	H: 0 LOB: 0 BB: 0 P: 12	R: 0 E: 0 K: 1 S: 10	H: 1 LOB: 1 BB: 2 P: 19	R: 2 E: 0 K: 1 S: 14	H: 1 LOB: 1 BB: 2 P: 25	R: 0 E: 0 K: 0 S: 7	H: 0 LOB: 0 BB: 0 P: 13	R: 0 E: 0 K: 1 S: 8	H: 1 LOB: 2 BB: 1 P: 21	R: 0 E: 0 K: 0 S: 6	H: 0 LOB: 0 BB: 0 P: 10	R: 0 E: 0 K: 0 S: 8	H: 0 LOB: 0 BB: 0 P: 12	R: 0 E: 0 K: 0 S: 12	H: 1 LOB: 1 BB: 0 P: 10	R: 0 E: 0 K: 0 S: 6	H: 0 LOB: 0 BB: 0 P: 12	R: 0 E: 0 K: 0 S: 8	H: 0 LOB: 0 BB: 0 P: 12	1B: 8 2B: 2 HR: 0	SF: 0 SAC: 2 DP: 3 HBP: 0	WP: 0 PB: 0 SB: 2 CS: 0	PA: 57
PITCHER	IP 6.0	WLS 26	BF 3	H 6	R 2	ER 0	SO 5	BB 2	IBB 0	HBP 0	BLK 0	WP 0	HR 0	S 65	P 106	ERA 3.94	WHIP 1.333													
19 Anibal Sanchez, R ERA: 3.83	1.0	0.0	0	0	0	0	0	0	0	0	0	0	0	0	8	17	54.00	6.000												
31 Steve Cishek, R ERA: 3.18	2.0	0.0	0	0	0	0	0	0	0	0	0	0	0	0	8	8	0.00	1.500												
32 Clay Hensley, R ERA: 5.34	2.0	W	6	0	0	0	0	0	0	0	0	0	0	0	14	22	0.00	0.000												

Philadelphia Phillies @ Florida Marlins
Sun Life Stadium, Miami, FL
Sun Sep 04 2011, 1:12 PM - 5:58 PM EDT
Att: 21,234 - Partly Cloudy - 89 F

AB	48
R	10
H	14
RBI	3
BB	7
SO	9
LOB	24



Batter	1	2	3	4	5	6	7	8	9	10	11	12	13	14	AB	R	H	RBI	BB	SO	LOB	BOTTOM		
1 Emilio Bonifacio, S OBP: 0.385, SLG: 0.382	L6				L4		G3		K						6	2	2	0	2	1	4			
12 Omar Infante, R OBP: 0.325, SLG: 0.363					L7		F8		PO					SH1-4	6	1	3	1	1	0	3			
29 Greg Dobbs, L OBP: 0.322, SLG: 0.400					G4-3		L4		SH1-4					F7	6	0	2	0	1	1	5			
15 Gaby Sanchez, R OBP: 0.344, SLG: 0.435	F9				L4		L4		G6-3					L7	7	1	1	1	0	1	6			
5 Logan Morrison, L OBP: 0.326, SLG: 0.457	K				E1		G1		G6-3					IBB	6	0	1	0	2	2	2			
24 Mike Cameron, R OBP: 0.277, SLG: 0.346					P3		P3		BB					F8	5	0	1	1	3	1	5			
11 Bryan Petersen, L OBP: 0.368, SLG: 0.420					P5		G1		K					IBB	4	1	2	0	3	1	1			
14 John Buck, R OBP: 0.320, SLG: 0.391					F8		K		K2-3					SH1-4	6	0	2	0	0	2	8			
19 Arnie Sanchez, R ERA: 3.33																								
31 Steve Cishek, R ERA: 3.18																								
32 Clay Hensley, R ERA: 5.34																								
Inning Stats	R: 1 E: 0 K: 2 S: 13	H: 2 LOB: 1 BB: 0 P: 17	R: 1 E: 1 K: 1 S: 9	H: 1 LOB: 1 BB: 1 P: 14	R: 1 E: 1 K: 1 S: 12	H: 1 LOB: 1 BB: 0 P: 20	R: 0 E: 0 K: 0 S: 7	H: 1 LOB: 0 BB: 0 P: 12	R: 0 E: 0 K: 0 S: 11	H: 1 LOB: 3 BB: 1 P: 32	R: 0 E: 0 K: 2 S: 13	H: 0 LOB: 1 BB: 1 P: 18	R: 0 E: 0 K: 2 S: 8	H: 1 LOB: 2 BB: 1 P: 14	R: 0 E: 0 K: 0 S: 5	H: 1 LOB: 3 BB: 1 P: 21	R: 0 E: 0 K: 0 S: 6	H: 1 LOB: 3 BB: 1 P: 14	R: 1 E: 0 K: 0 S: 6	H: 0 LOB: 3 BB: 4 P: 22	1B: 13 2B: 2 HR: 0	SF: 0 SAC: 3 DP: 0 HBP: 1	WP: 0 PB: 0 SB: 2 CS: 0	PA: 70
PITCHER	IP 6.0	WLS 26	BF 9	H 3	R 2	ER 4	SO 4	BB 3	IBB 0	HBP 0	BLK 0	WP 0	HR 0	S 59	P 91	ERA 3.00	WHIP 1.667							
34 Roy Halladay, R ERA: 2.49	1.0	B	7	1	1	1	2	3	0	0	0	0	0	13	32	9.00	4.000							
39 Michael Schwimer, R ERA: 4.5	1.0	4	1	0	0	1	2	0	0	0	0	0	0	11	18	0.00	1.000							
54 Brad Lidge, R ERA: 1.59	2.0	7	1	0	0	4	1	0	0	0	0	0	0	19	32	0.00	1.000							
40 Michael Stutes, R ERA: 3.79	3.2	L	23	4	1	1	0	2	5	1	0	0	0	29	69	2.46	1.636							

Philadelphia Phillies @ Florida Marlins
Sun Life Stadium, Miami, FL
Sun Sep 04 2011, 1:12 PM - 5:58 PM EDT
Att: 21,234 - Partly Cloudy - 89 F

AB	53
R	5
H	16
RBI	4
BB	12
SO	11
LOB	39



Batter	1	2	3	4	5	6	7	8	9	AB R H RBI BB SO LOB	TOP									
24 Michael Bourn, L OBP: 0.354, SLG: 0.389										5 1 3 0 0 1 2	Atlanta Braves @ Philadelphia Phillies Citizens Bank Park, Philadelphia, PA Tue Sep 06 2011, 8:58 PM - 12:02 AM EDT Att. 44,781 - Drizzlie - 63 F AB 35 R 3 H 10 RBI 3 BB 4 SO 10 LOB 25 									
14 Martin Prado, R OBP: 0.309, SLG: 0.389										4 0 1 0 1 0 3										
16 Brian McCann, L OBP: 0.357, SLG: 0.494										4 0 1 0 1 1 2										
26 Dan Uggla, R OBP: 0.311, SLG: 0.468										4 2 1 2 1 2 3										
10 Chipper Jones, S OBP: 0.354, SLG: 0.476										4 0 2 0 0 1 3										
5 Freddie Freeman, L OBP: 0.383, SLG: 0.460										3 0 1 0 1 1 0										
2 Alex Gonzalez, R OBP: 0.261, SLG: 0.343										3 0 1 1 0 1 2										
17 Jose Constanza, L OBP: 0.361, SLG: 0.412										4 0 0 0 0 2 5										
15 Tim Hudson, R OBP: 0.185, SLG: 0.197										3 0 0 0 0 0 4										
50 Cristhian Martinez, R OBP: 0.322, SLG: 0.429										0 0 0 0 0 0 0										
20 Eric Hinske, L OBP: 0.322, SLG: 0.429										1 0 0 0 0 1 1										
38 Anthony Varvaro, R										0 0 0 0 0 0 0										
Inning Stats	R: 0 E: 0 K: 2 S: 15	H: 1 LOB: 2 BB: 1 P: 25	R: 0 E: 0 K: 1 S: 7	H: 0 LOB: 0 BB: 0 P: 9	R: 0 E: 0 K: 1 S: 11	H: 1 LOB: 1 BB: 0 P: 17	R: 1 E: 0 K: 2 S: 13	H: 3 LOB: 2 BB: 0 P: 21	R: 0 E: 0 K: 0 S: 6	H: 1 LOB: 0 BB: 0 P: 12	R: 1 E: 0 K: 0 S: 15	H: 1 LOB: 2 BB: 2 P: 24	R: 0 E: 0 K: 3 S: 14	H: 1 LOB: 2 BB: 0 P: 20	R: 0 E: 0 K: 1 S: 9	H: 1 LOB: 0 BB: 0 P: 16	1B: 7 2B: 2 3B: 0 HR: 1	SF: 1 DP: 2 HBP: 0	WP: 1 PB: 0 SB: 1 CS: 0	PA: 40
PITCHER	IP WLS BF H R ER SO BB IBB HBP BLK WP HR S P ERA WHIP															IP WLS BF H R ER SO BB IBB HBP BLK WP HR S P ERA WHIP				
49 Vance Worley, R ERA: 2.85	6.0 W 27 7 2 2 6 3 0 0 0 0 1 67 108 3.00 1.667																			
40 Michael Stutes, R ERA: 3.69	1.0 H 5 1 1 1 0 1 0 0 0 0 0 11 21 9.00 2.000																			
54 Brad Lidge, R ERA: 1.46	1.0 H 5 1 0 0 3 0 0 0 0 0 1 14 20 0.00 1.000																			
46 Ryan Madson, R ERA: 2.84	1.0 S 3 1 0 0 1 0 0 0 0 0 0 9 16 0.00 1.000																			

Batter	1	2	3	4	5	6	7	8	9	AB R H RBI BB SO LOB	BOTTOM									
8 Shane Victorino, S OBP: 0.380, SLG: 0.527										4 1 1 0 1 0 0	Atlanta Braves @ Philadelphia Phillies Citizens Bank Park, Philadelphia, PA Tue Sep 06 2011, 8:58 PM - 12:02 AM EDT Att. 44,781 - Drizzlie - 63 F AB 32 R 6 H 9 RBI 5 BB 6 SO 6 LOB 14 									
27 Placido Polanco, R OBP: 0.331, SLG: 0.334										4 0 1 0 0 1 1										
26 Chase Utley, L OBP: 0.344, SLG: 0.443										5 2 1 1 0 0 3										
6 Ryan Howard, L OBP: 0.348, SLG: 0.495										3 2 1 1 1 1 1										
3 Hunter Pence, R OBP: 0.366, SLG: 0.488										3 1 2 0 1 1 0										
29 Raul Ibanez, L OBP: 0.291, SLG: 0.420										4 0 3 3 0 0 0										
23 Brian Schneider, L ERA: 3.14										3 0 0 0 0 1 3										
51 Carlos Ruiz, R OBP: 0.375, SLG: 0.383										0 0 0 0 1 0 0										
7 Michael Martinez, S OBP: 0.262, SLG: 0.311										2 0 0 0 2 2 3										
49 Vance Worley, R ERA: 2.85	6.0 L 27 7 2 2 6 3 0 0 0 0 1 67 108 3.00 1.667																			
50 Cristhian Martinez, R ERA: 3.62	1.0 8 2 2 2 1 2 0 1 0 0 0 16 33 18.00 4.000																			
38 Anthony Varvaro, R ERA: 3.27	1.0 4 1 0 0 0 0 0 0 0 0 0 8 14 0.00 1.000																			
Inning Stats	R: 2 E: 0 K: 1 S: 16	H: 4 LOB: 2 BB: 0 P: 22	R: 0 E: 0 K: 1 S: 10	H: 0 LOB: 1 BB: 1 P: 16	R: 0 E: 0 K: 2 S: 12	H: 0 LOB: 0 BB: 0 P: 17	R: 0 E: 0 K: 1 S: 11	H: 0 LOB: 1 BB: 1 P: 18	R: 0 E: 0 K: 0 S: 8	H: 0 LOB: 0 BB: 0 P: 13	R: 2 E: 0 K: 0 S: 10	H: 2 LOB: 1 BB: 2 P: 24	R: 2 E: 0 K: 1 S: 16	H: 2 LOB: 3 BB: 2 P: 33	R: 0 E: 0 K: 0 S: 8	H: 1 LOB: 1 BB: 0 P: 14	1B: 6 2B: 2 3B: 0 HR: 1	SF: 0 DP: 1 HBP: 1	WP: 1 PB: 0 SB: 0 CS: 0	PA: 39
PITCHER	IP WLS BF H R ER SO BB IBB HBP BLK WP HR S P ERA WHIP															IP WLS BF H R ER SO BB IBB HBP BLK WP HR S P ERA WHIP				
15 Tim Hudson, R	6.0 L 27 7 2 2 6 3 0 0 0 0 1 67 108 3.00 1.667																			
50 Cristhian Martinez, R	1.0 8 2 2 2 1 2 0 1 0 0 0 16 33 18.00 4.000																			
38 Anthony Varvaro, R	1.0 4 1 0 0 0 0 0 0 0 0 0 8 14 0.00 1.000																			

Batter	1	2	3	4	5	6	7	8	9	AB	R	H	RBI	BB	SO	LOB	TOP					
8 Shane Victorino, S OBP: 0.371, SLG: 0.516										4	1	1	1	0	1	2	Philadelphia Phillies @ Milwaukee Brewers Miller Park, Milwaukee, WI Sun Sep 11 2011, 1:14 PM - 4:09 PM CDT Att: 42,388 - Sunny - 79 F					
27 Placido Polanco, R OBP: 0.332, SLG: 0.343										4	0	0	0	0	0	2						
3 Hunter Pence, R OBP: 0.367, SLG: 0.493											4	0	1	0	0	1		0				
6 Ryan Howard, L OBP: 0.348, SLG: 0.501										4	1	2	1	0	1	2						
29 Raul Ibanez, L OBP: 0.293, SLG: 0.425											4	0	0	0	0	4		1				
5 Pete Orr, L OBP: 0.317, SLG: 0.293											4	0	1	0	0	3		1				
23 Brian Schneider, L OBP: 0.235, SLG: 0.259											3	0	0	0	0	2		2				
11 Jimmy Rollins, S OBP: 0.341, SLG: 0.400											3	0	0	0	1	0		1				
7 Michael Martinez, S OBP: 0.264, SLG: 0.304											3	0	0	0	1	0		1				
49 Vance Worley, R OBP: 0.241, SLG: 0.350											1	0	0	0	1	1		1				
39 Michael Schwimer, R OBP: 0.288, SLG: 0.330																	Phillies					
7 Ross Gload, L OBP: 0.288, SLG: 0.330																						
15 John Mayberry Jr., R OBP: 0.288, SLG: 0.330																						
57 David Herndon, R OBP: 0.291, SLG: 0.328																						
16 John Bowker, L OBP: 0.291, SLG: 0.328																						
Inning Stats	R: 0 E: 0 K: 1 S: 9	H: 0 LOB: 0 BB: 0 P: 14	R: 0 E: 0 K: 3 S: 13	H: 1 LOB: 1 BB: 0 P: 18	R: 0 E: 0 K: 0 S: 7	H: 0 LOB: 1 BB: 1 P: 13	R: 0 E: 0 K: 2 S: 9	H: 0 LOB: 0 BB: 0 P: 16	R: 0 E: 0 K: 3 S: 13	H: 0 LOB: 1 BB: 0 P: 17	R: 2 E: 0 K: 2 S: 13	H: 2 LOB: 0 BB: 0 P: 19	R: 0 E: 0 K: 1 S: 6	H: 0 LOB: 0 BB: 0 P: 8	R: 0 E: 0 K: 0 S: 14	H: 2 LOB: 2 BB: 0 P: 20	R: 0 E: 0 K: 2 S: 11	H: 1 LOB: 2 BB: 1 P: 18	1B: 4 2B: 0 3B: 0 HR: 2	SF: 0 SAC: 0 DP: 0 HBP: 0	WP: 1 PB: 0 SB: 2 CS: 0	PA: 36
PITCHER	IP WLS BF H R ER SO BB IBB HBP BLK WP HR S P ERA WHIP																					
49 Yovani Gallardo, R ERA: 3.66	7.0 W 26 3 2 2 12 1 0 0 0 1 2 70 105 2.57 0.571																					
57 Francisco Rodriguez, R ERA: 2.91	1.0 H 5 2 0 0 0 0 0 0 0 0 0 14 20 0.00 2.000																					
59 John Axford, R ERA: 2.16	1.0 S 5 1 0 0 2 1 0 0 0 0 0 0 11 18 0.00 2.000																					

Batter	1	2	3	4	5	6	7	8	9	AB	R	H	RBI	BB	SO	LOB	BOTTOM			
1 Corey Hart, R OBP: 0.354, SLG: 0.503										4	1	2	0	0	1	1	Philadelphia Phillies @ Milwaukee Brewers Miller Park, Milwaukee, WI Sun Sep 11 2011, 1:14 PM - 4:09 PM CDT Att: 42,388 - Sunny - 79 F			
2 Nyjer Morgan, L OBP: 0.355, SLG: 0.440											3	1	2	1	0	1				
8 Ryan Braun, R OBP: 0.398, SLG: 0.579											4	0	1	1	0	3				
28 Prince Fielder, L OBP: 0.406, SLG: 0.535										4	0	1	0	0	2	3				
23 Rickie Weeks Jr., R OBP: 0.350, SLG: 0.478										0	1	0	0	1	0	0				
14 Casey McGehee, R OBP: 0.259, SLG: 0.356										2	0	0	0	0	2	1				
5 Taylor Green, L OBP: 0.348, SLG: 0.478											3	0	0	0	0	1		3		
30 Craig Counsell, L OBP: 0.273, SLG: 0.216										0	0	0	0	1	0	0				
3 Yuniesky Betancourt, R OBP: 0.271, SLG: 0.376											4	0	1	0	0	1		3		
20 Jonathan Lucroy, R OBP: 0.310, SLG: 0.396											4	0	0	1	0	2		3		
49 Yovani Gallardo, R OBP: 0.289, SLG: 0.344											2	0	1	0	0	0	1			
9 George Kottaras, L OBP: 0.258, SLG: 0.458										1	0	0	0	0	0	0				
57 Francisco Rodriguez, R OBP: 0.500, SLG: 0.950										0	0	0	0	0	0	0				
59 John Axford, R ERA: 3.76										0	0	0	0	0	0	0				
Inning Stats	R: 0 E: 0 K: 1 S: 12	H: 1 LOB: 1 BB: 0 P: 19	R: 1 E: 0 K: 1 S: 11	H: 1 LOB: 1 BB: 1 P: 23	R: 0 E: 0 K: 0 S: 6	H: 1 LOB: 1 BB: 0 P: 7	R: 0 E: 0 K: 1 S: 7	H: 0 LOB: 0 BB: 0 P: 12	R: 0 E: 0 K: 1 S: 12	H: 1 LOB: 1 BB: 0 P: 18	R: 0 E: 0 K: 2 S: 10	H: 1 LOB: 0 BB: 0 P: 12	R: 2 E: 0 K: 2 S: 13	H: 3 LOB: 1 BB: 0 P: 19	R: 0 E: 0 K: 1 S: 11	H: 0 LOB: 1 BB: 1 P: 19	1B: 4 2B: 4 3B: 0 HR: 0	SF: 0 SAC: 1 DP: 0 HBP: 1	WP: 1 PB: 0 SB: 0 CS: 0	PA: 35
PITCHER	IP WLS BF H R ER SO BB IBB HBP BLK WP HR S P ERA WHIP																			
49 Vance Worley, R ERA: 2.92	6.2 L 30 8 3 3 7 1 0 0 0 0 1 0 68 105 4.05 1.350																			
39 Michael Schwimer, R ERA: 4.26	0.1 1 0 0 0 1 0 0 0 0 0 0 3 5 0.00 0.000																			
57 David Herndon, R ERA: 3.76	1.0 4 0 0 0 1 1 0 0 0 0 0 0 11 19 0.00 1.000																			

AB	34
R	2
H	6
RBI	2
BB	2
SO	14
LOB	15



AB	31
R	3
H	8
RBI	3
BB	2
SO	9
LOB	19



Batter	1	2	3	4	5	6	7	8	9	AB	R	H	RBI	BB	SO	LOB	TOP	
11 Jimmy Rollins, S OBP: 0.340, SLG: 0.399	G4-3		P6		F8			G4-3 1B		4	0	1	0	0	0	0	Philadelphia Phillies @ Houston Astros Minute Maid Park, Houston, TX Mon Sep 12 2011, 7:06 PM - 9:28 PM CDT Att: 22,231 - Roof Closed - 73 F	
8 Shane Victorino, S OBP: 0.368, SLG: 0.512	K		G1-3		G4-3			F7		4	0	0	0	0	1	1		
3 Hunter Pence, R OBP: 0.368, SLG: 0.495	2B		1B		G6-3			G4-3		4	0	2	0	0	0	1		
6 Ryan Howard, L OBP: 0.345, SLG: 0.497	K		L7		K			G4-3		4	0	0	0	0	2	3		
29 Raul Ibanez, L OBP: 0.296, SLG: 0.427		5 1B	G1-3		BB			27 BB		2	1	1	0	2	0	0		
51 Carlos Ruiz, R OBP: 0.376, SLG: 0.384	G6-3		1B		F8			F9		4	0	1	0	0	0	3		
5 Pete Orr, L OBP: 0.314, SLG: 0.291	7 G3		F8		G3-1			F8		4	0	1	1	0	0	2		
7 Michael Martinez, S OBP: 0.261, SLG: 0.299	G3		G1-3		F8			BB		3	0	0	0	0	0	2		
27 Placido Polanco, R OBP: 0.333, SLG: 0.343	1-3 G3		G1-3		G6-3			G4-3		0	0	0	0	0	0	0		
44 Roy Oswalt, R OBP: 0.167, SLG: 0.091	G3		K							1	0	0	0	0	0	2		
56 Joe Blanton, R OBP: 0.200, SLG: 0.200										0	0	0	0	0	0	0		
7 Ross Gload, L OBP: 0.263, SLG: 0.301										1	0	0	0	0	0	2		
Inning Stats	R: 0 H: 1 E: 0 K: 2 S: 10	H: 1 LOB: 1 BB: 0 P: 16	R: 1 H: 2 E: 0 K: 0 S: 10	H: 2 LOB: 1 BB: 0 P: 13	R: 0 H: 1 E: 0 K: 0 S: 7	H: 1 LOB: 1 BB: 0 P: 14	R: 0 H: 0 E: 0 K: 1 S: 7	H: 0 LOB: 1 BB: 1 P: 15	R: 0 H: 1 E: 0 K: 0 S: 11	H: 1 LOB: 2 BB: 2 P: 15	R: 0 H: 0 E: 0 K: 0 S: 9	H: 0 LOB: 2 BB: 2 P: 19	R: 0 H: 0 E: 0 K: 0 S: 9	H: 0 LOB: 2 BB: 2 P: 19	1B: 4 2B: 2 3B: 0 HR: 0	SF: 0 SAC: 0 DP: 0 HBP: 0	WP: 0 PB: 0 SB: 2 CS: 0	PA: 36
PITCHER	IP WLS BF H R ER SO BB IBB HBP BLK WP HR S P ERA WHIP																	
39 Brett Myers, R ERA: 4.52	8.0 W 31 6 1 1 4 1 0 0 0 0 0 71 107 1.12 0.875																	
54 Mark Melancon, R ERA: 3.09	1.0 5 0 0 0 0 2 0 0 0 0 0 9 19 0.00 2.000																	

Batter	1	2	3	4	5	6	7	8	9	AB	R	H	RBI	BB	SO	LOB	BOTTOM			
1 Jordan Schafer, L OBP: 0.315, SLG: 0.322	F7		BB		L4			K		4	0	0	0	1	1	3	Philadelphia Phillies @ Houston Astros Minute Maid Park, Houston, TX Mon Sep 12 2011, 7:06 PM - 9:28 PM CDT Att: 22,231 - Roof Closed - 73 F			
36 Angel Sanchez, R OBP: 0.300, SLG: 0.287	F8		F9		P4			FC6-4		5	0	0	0	0	0	3				
14 J.D. Martinez, R OBP: 0.313, SLG: 0.444	K		19 1B		45 HR			19 FC4-6		4	3	3	0	0	1	0				
45 Carlos Lee, R OBP: 0.340, SLG: 0.451		19 G1-6-3	1B		G5-3			19 FC4-6		3	1	2	2	0	0	1				
19 Brian Bogusevic, L OBP: 0.348, SLG: 0.480	G1-6-3		27 FC3-6		38 1B			38 BB		4	1	1	1	0	1	2				
38 Jimmy Paredes, S OBP: 0.336, SLG: 0.420	P6		27 FC3-6		1B			1-2 2-H		3	0	1	1	1	0	0				
27 Jose Altuve, R OBP: 0.295, SLG: 0.370			F8		FC3-6			F8		4	0	0	0	0	0	4				
55 Humberto Quintero, R OBP: 0.280, SLG: 0.348	G6-3		G6-3		39 1B			36 FC6-4		4	0	3	1	0	0	0				
39 Brett Myers, R OBP: 0.217, SLG: 0.179			F8		G4-3			P5		3	0	2	0	0	0	2				
4 Jason Michaels, R OBP: 0.257, SLG: 0.297			1 BB		G4-3					1	0	0	0	0	0	1				
54 Mark Melancon, R ERA: 5.35			1 BB		G4-3					0	0	0	0	0	0	0				
Inning Stats	R: 0 H: 0 E: 0 K: 1 S: 9	H: 1 LOB: 0 BB: 0 P: 11	R: 0 H: 1 E: 0 K: 0 S: 6	H: 1 LOB: 0 BB: 0 P: 12	R: 0 H: 1 E: 0 K: 0 S: 11	H: 1 LOB: 2 BB: 1 P: 16	R: 2 H: 4 E: 0 K: 0 S: 13	H: 2 LOB: 2 BB: 0 P: 17	R: 2 H: 2 E: 0 K: 1 S: 12	H: 2 LOB: 0 BB: 0 P: 15	R: 0 H: 0 E: 0 K: 0 S: 12	H: 2 LOB: 2 BB: 1 P: 17	R: 1 H: 1 E: 0 K: 0 S: 10	H: 1 LOB: 1 BB: 0 P: 17	R: 0 H: 1 E: 0 K: 1 S: 7	H: 1 LOB: 1 BB: 0 P: 11	1B: 9 2B: 2 3B: 0 HR: 1	SF: 0 SAC: 0 DP: 1 HBP: 1	WP: 1 PB: 0 SB: 0 CS: 0	PA: 38
PITCHER	IP WLS BF H R ER SO BB IBB HBP BLK WP HR S P ERA WHIP																			
44 Roy Oswalt, R ERA: 3.88	7.0 L 34 11 0 5 2 2 0 0 1 0 0 73 103 6.43 1.857																			
56 Joe Blanton, R ERA: 5.35	1.0 4 1 0 0 1 0 0 0 0 0 7 11 0.00 1.000																			

Batter	1	2	3	4	5	6	7	8	9	AB	R	H	RBI	BB	SO	LOB	TOP							
1 Emilio Bonifacio, S OBP: 0.350, SLG: 0.380	(1, 9) F7		(1, 2) K			(1, 2) SH1-3 12 S 12 1B		(1, 2) F8	(1, 2) K	5	0	1	0	0	2	2								
12 Omar Infante, R OBP: 0.320, SLG: 0.376	(1, 4) K			(1, 2) G5-3		(1, 2) SH1-3		(1, 2) 15 1B	(1, 2) P2	4	0	1	0	0	1	2								
29 Greg Dobbs, L OBP: 0.377, SLG: 0.404	(1, 5) F7			(1, 2) G4-3		(1, 2) K		(1, 2) 5 BB		3	0	0	0	0	1	1								
27 Giancarlo Stanton, R OBP: 0.357, SLG: 0.544	(8, 9) F7			(1, 2) F7		(1, 2) BB		(1, 2) 5 BB		0	0	0	0	1	0	0								
15 Gaby Sanchez, R OBP: 0.353, SLG: 0.426	(1, 3) K			(1, 2) F7		(1, 2) BB		(1, 2) 1-2 2H		3	0	1	0	1	1	0								
5 Logan Morrison, L OBP: 0.334, SLG: 0.469	(1, 7) K			(1, 2) HR		(1, 2) P4		(1, 2) 1-2 2-3		3	1	1	1	1	1	2								
14 John Buck, R OBP: 0.321, SLG: 0.379	(1, 2) HBP			(1, 2) P6		(1, 2) 1B		(1, 2) K		3	0	1	0	0	1	3								
11 Bryan Petersen, L OBP: 0.376, SLG: 0.390	(1, 8) P4			(1, 2) K		(1, 2) F7		(1, 2) 21 SH1-4		4	0	1	0	0	1	2								
22 Donnie Murphy, R OBP: 0.244, SLG: 0.243	(1, 6) G5-3			(1, 2) 1B		(1, 2) F8		(1, 2) 21 SH1-4		4	0	2	0	0	0	1								
19 Anibal Sanchez, R OBP: 0.186, SLG: 0.127	(7, PH) L4			(1, 2) K		(1, 2) G5-3		(1, 2) SH1-4		2	0	0	0	0	1	1								
11 Jose Rodriguez, R OBP: 0.275, SLG: 0.380	(7, PH) L4									0	0	0	0	0	0	0								
58 Ryan Weir, R ERA: 1.98	(7, 1) L4									0	0	0	0	0	0	0								
39 Chris Hatcher, R ERA: 1.29	(8, 1) L4									0	0	0	0	0	0	0								
40 Mike Dunn, L ERA: 1.29	(8, 1) L4									0	0	0	0	0	0	0								
50 Jose Ceda, R ERA: 2.63	(9, PH) L4									0	0	0	0	0	0	0								
21 John Baker, L OBP: 0.233, SLG: 0.200	(9, PH) L4									0	0	0	0	0	0	0								
Inning Stats	R: 0 E: 0 K: 1 S: 7	H: 0 LOB: 0 BB: 0 P: 12	R: 0 E: 0 K: 2 S: 10	H: 0 LOB: 1 BB: 0 P: 16	R: 0 E: 0 K: 1 S: 9	H: 0 LOB: 0 BB: 0 P: 12	R: 0 E: 0 K: 0 S: 8	H: 0 LOB: 0 BB: 0 P: 12	R: 1 E: 0 K: 2 S: 19	H: 2 LOB: 1 BB: 0 P: 26	R: 0 E: 0 K: 1 S: 10	H: 1 LOB: 2 BB: 1 P: 18	R: 0 E: 0 K: 0 S: 12	H: 1 LOB: 1 BB: 0 P: 19	R: 0 E: 0 K: 1 S: 20	H: 2 LOB: 3 BB: 2 P: 33	R: 0 E: 0 K: 1 S: 11	H: 2 LOB: 2 BB: 0 P: 15	1B: 6 2B: 1 3B: 0 HR: 1	SF: 0 SAC: 2 DP: 0 HBP: 1	WP: 0 PB: 0 SB: 1 CS: 0	PA: 38		
PITCHER	IP WLS BF H R ER SO BB IBB HBP BLK WP HR S P ERA WHIP	IP WLS BF H R ER SO BB IBB HBP BLK WP HR S P ERA WHIP	IP WLS BF H R ER SO BB IBB HBP BLK WP HR S P ERA WHIP	IP WLS BF H R ER SO BB IBB HBP BLK WP HR S P ERA WHIP	IP WLS BF H R ER SO BB IBB HBP BLK WP HR S P ERA WHIP	IP WLS BF H R ER SO BB IBB HBP BLK WP HR S P ERA WHIP	IP WLS BF H R ER SO BB IBB HBP BLK WP HR S P ERA WHIP	IP WLS BF H R ER SO BB IBB HBP BLK WP HR S P ERA WHIP	IP WLS BF H R ER SO BB IBB HBP BLK WP HR S P ERA WHIP	IP WLS BF H R ER SO BB IBB HBP BLK WP HR S P ERA WHIP	IP WLS BF H R ER SO BB IBB HBP BLK WP HR S P ERA WHIP	IP WLS BF H R ER SO BB IBB HBP BLK WP HR S P ERA WHIP	IP WLS BF H R ER SO BB IBB HBP BLK WP HR S P ERA WHIP	IP WLS BF H R ER SO BB IBB HBP BLK WP HR S P ERA WHIP	IP WLS BF H R ER SO BB IBB HBP BLK WP HR S P ERA WHIP	IP WLS BF H R ER SO BB IBB HBP BLK WP HR S P ERA WHIP	IP WLS BF H R ER SO BB IBB HBP BLK WP HR S P ERA WHIP	IP WLS BF H R ER SO BB IBB HBP BLK WP HR S P ERA WHIP	IP WLS BF H R ER SO BB IBB HBP BLK WP HR S P ERA WHIP	IP WLS BF H R ER SO BB IBB HBP BLK WP HR S P ERA WHIP	IP WLS BF H R ER SO BB IBB HBP BLK WP HR S P ERA WHIP	IP WLS BF H R ER SO BB IBB HBP BLK WP HR S P ERA WHIP	IP WLS BF H R ER SO BB IBB HBP BLK WP HR S P ERA WHIP	IP WLS BF H R ER SO BB IBB HBP BLK WP HR S P ERA WHIP

Florida Marlins @ Philadelphia Phillies
Citizens Bank Park, Philadelphia, PA
Thu Sep 15 2011, 2:38 PM - 5:42 PM EDT
Att: 44,216 - Cloudy - 74 F

AB 32
R 1
H 8
RBI 1
BB 3
SO 9
LOB 15



Batter	1	2	3	4	5	6	7	8	9	AB	R	H	RBI	BB	SO	LOB	BOTTOM							
8 Shane Victorino, S OBP: 0.365, SLG: 0.506	(1, 8) F7	(1, 2) P5		(1, 2) G3-1		(1, 2) K		(1, 2) 3 BLK		4	0	0	0	0	1	4								
27 Placido Polanco, R OBP: 0.335, SLG: 0.342	(1, 5) 3 BLK		(1, 2) F8		(1, 2) FC4-6		(1, 2) 3 FC5			3	1	2	1	1	0	0								
3 Hunter Pence, R OBP: 0.367, SLG: 0.497	(1, 9) 29 2B		(1, 2) G6-3		(1, 2) FC4-6		(1, 2) FC5			4	1	1	1	1	0	4								
6 Ryan Howard, L OBP: 0.340, SLG: 0.487	(1, 3) K		(1, 2) F8		(1, 2) FC6-5		(1, 2) K			4	0	0	0	0	2	2								
29 Raul Ibanez, L OBP: 0.296, SLG: 0.427	(1, 7) 2H		(1, 2) F7		(1, 2) K		(1, 2) 51 1B			4	0	2	1	0	1	1								
5 Pete Orr, L OBP: 0.280, SLG: 0.267	(1, 4) G4-3		(1, 2) K		(1, 2) K		(1, 2) 51 1B			3	0	0	0	0	2	1								
11 Jimmy Rollins, S OBP: 0.340, SLG: 0.399	(8, 6) G4-3		(1, 2) K		(1, 2) K		(1, 2) 51 1B			1	0	1	0	0	0	0								
23 Brian Schneider, L OBP: 0.239, SLG: 0.261	(1, 2) K		(1, 2) K		(1, 2) K		(1, 2) 26 1B			3	1	1	0	0	2	0								
51 Carlos Ruiz, R OBP: 0.376, SLG: 0.390	(8, PH) K		(1, 2) K		(1, 2) K		(1, 2) 27 BB			1	0	1	0	0	0	0								
7 Michael Martinez, S OBP: 0.253, SLG: 0.286	(1, 6) G4-3		(1, 2) K		(1, 2) K		(1, 2) 27 BB			3	0	0	0	1	1	3								
38 Kyle Kendrick, R ERA: 3.62	(1, 1) K		(1, 2) K		(1, 2) K		(1, 2) 27 BB			0	0	0	0	1	0	0								
16 John Snow, L ERA: 3.53	(5, PH) K		(1, 2) K		(1, 2) K		(1, 2) 27 BB			1	0	0	0	0	1	0								
40 Michael Stutes, R ERA: 3.49	(6, 1) K		(1, 2) K		(1, 2) K		(1, 2) 27 BB			0	0	0	0	0	0	0								
37 Antonio Bastardo, L ERA: 1.98	(8, 1) K		(1, 2) K		(1, 2) K		(1, 2) 27 BB			0	0	0	0	0	0	0								
54 Brad Lidge, R ERA: 1.29	(8, 1) K		(1, 2) K		(1, 2) K		(1, 2) 27 BB			0	0	0	0	0	0	0								
7 Ross Gload, L ERA: 2.98	(8, PH) K		(1, 2) K		(1, 2) K		(1, 2) 27 BB			1	0	0	0	0	0	3								
46 Ryan Madson, L ERA: 2.63	(9, 1) K		(1, 2) K		(1, 2) K		(1, 2) 27 BB			0	0	0	0	0	0	0								
Inning Stats	R: 2 E: 0 K: 1 S: 15	H: 3 LOB: 1 BB: 0 P: 24	R: 0 E: 0 K: 1 S: 7	H: 0 LOB: 1 BB: 1 P: 17	R: 0 E: 0 K: 0 S: 7	H: 0 LOB: 0 BB: 0 P: 9	R: 0 E: 0 K: 2 S: 9	H: 0 LOB: 0 BB: 0 P: 12	R: 0 E: 0 K: 1 S: 8	H: 1 LOB: 1 BB: 0 P: 12	R: 0 E: 0 K: 2 S: 13	H: 2 LOB: 3 BB: 2 P: 27	R: 0 E: 0 K: 1 S: 15	H: 3 LOB: 3 BB: 0 P: 23	1B: 7 2B: 2 3B: 0 HR: 0	SF: 0 SAC: 0 DP: 0 HBP: 0	WP: 0 PB: 0 SB: 0 CS: 0	PA: 36						
PITCHER	IP WLS BF H R ER SO BB IBB HBP BLK WP HR S P ERA WHIP	IP WLS BF H R ER SO BB IBB HBP BLK WP HR S P ERA WHIP	IP WLS BF H R ER SO BB IBB HBP BLK WP HR S P ERA WHIP	IP WLS BF H R ER SO BB IBB HBP BLK WP HR S P ERA WHIP	IP WLS BF H R ER SO BB IBB HBP BLK WP HR S P ERA WHIP	IP WLS BF H R ER SO BB IBB HBP BLK WP HR S P ERA WHIP	IP WLS BF H R ER SO BB IBB HBP BLK WP HR S P ERA WHIP	IP WLS BF H R ER SO BB IBB HBP BLK WP HR S P ERA WHIP	IP WLS BF H R ER SO BB IBB HBP BLK WP HR S P ERA WHIP	IP WLS BF H R ER SO BB IBB HBP BLK WP HR S P ERA WHIP	IP WLS BF H R ER SO BB IBB HBP BLK WP HR S P ERA WHIP	IP WLS BF H R ER SO BB IBB HBP BLK WP HR S P ERA WHIP	IP WLS BF H R ER SO BB IBB HBP BLK WP HR S P ERA WHIP	IP WLS BF H R ER SO BB IBB HBP BLK WP HR S P ERA WHIP	IP WLS BF H R ER SO BB IBB HBP BLK WP HR S P ERA WHIP	IP WLS BF H R ER SO BB IBB HBP BLK WP HR S P ERA WHIP	IP WLS BF H R ER SO BB IBB HBP BLK WP HR S P ERA WHIP	IP WLS BF H R ER SO BB IBB HBP BLK WP HR S P ERA WHIP	IP WLS BF H R ER SO BB IBB HBP BLK WP HR S P ERA WHIP	IP WLS BF H R ER SO BB IBB HBP BLK WP HR S P ERA WHIP	IP WLS BF H R ER SO BB IBB HBP BLK WP HR S P ERA WHIP	IP WLS BF H R ER SO BB IBB HBP BLK WP HR S P ERA WHIP	IP WLS BF H R ER SO BB IBB HBP BLK WP HR S P ERA WHIP	IP WLS BF H R ER SO BB IBB HBP BLK WP HR S P ERA WHIP

Florida Marlins @ Philadelphia Phillies
Citizens Bank Park, Philadelphia, PA
Thu Sep 15 2011, 2:38 PM - 5:42 PM EDT
Att: 44,216 - Cloudy - 74 F

AB 33
R 3
H 9
RBI 3
BB 3
SO 10
LOB 18



Batter	1	2	3	4	5	6	7	8	9	10	AB	R	H	RBI	BB	SO	LOB	TOP							
1 Emilio Bonifacio, S OBP: 0.358, SLG: 0.377	G4-3		F8		G4-3			K			4	0	0	0	0	1	1	Florida Marlins @ Philadelphia Phillies Citizens Bank Park, Philadelphia, PA Thu Sep 15 2011, 7:38 PM - 10:02 PM EDT Att: 44,950 - Overcast - 57 F							
11 Bryan Petersen, L OBP: 0.374, SLG: 0.393			L6			G3			K		4	0	1	0	0	1	0								
27 Giancarlo Stanton, R OBP: 0.356, SLG: 0.549									F7		3	0	0	0	0	2	0								
11 Jose Lopez, R OBP: 0.257, SLG: 0.396	F7										4	1	1	1	0	1	2								
12 Omar Infante, R OBP: 0.319, SLG: 0.375	K								HR		4	0	1	0	0	1	2								
22 Donnie Murphy, R OBP: 0.244, SLG: 0.243											4	0	1	0	0	2	1								
54 Matt Dominguez, R OBP: 0.345, SLG: 0.289											3	0	1	0	0	1	1								
29 Greg Dobbs, L OBP: 0.316, SLG: 0.403											1	0	0	0	0	0	0								
9 Brett Hayes, R OBP: 0.273, SLG: 0.361											2	0	0	0	0	1	2								
15 Gabby Sanchez, R OBP: 0.352, SLG: 0.426											1	0	0	0	0	0	0								
34 Edward Mujica, R OBP: 0.375, SLG: 0.429											0	0	0	0	0	0	0								
5 Logan Morrison, L OBP: 0.375, SLG: 0.429											1	0	0	0	0	1	0								
31 Burke Badenhop, R OBP: 0.375, SLG: 0.429											0	0	0	0	0	0	0								
59 Alex Sanabia, R OBP: 0.321, SLG: 0.378											2	0	0	0	0	2	1								
31 Steve Cishek, R OBP: 0.321, SLG: 0.378											0	0	0	0	0	0	0								
14 John Buck, R OBP: 0.321, SLG: 0.378											1	0	0	0	0	1	0								
Inning Stats	R: 0 E: 0 K: 1 S: 15	H: 1 LOB: 2 BB: 0 P: 22	R: 0 E: 0 K: 1 S: 8	H: 1 LOB: 0 BB: 0 P: 10	R: 0 E: 0 K: 1 S: 8	H: 0 LOB: 0 BB: 0 P: 12	R: 0 E: 0 K: 2 S: 10	H: 1 LOB: 1 BB: 0 P: 12	R: 0 E: 0 K: 2 S: 9	H: 0 LOB: 0 BB: 0 P: 11	R: 0 E: 0 K: 0 S: 11	H: 0 LOB: 0 BB: 0 P: 15	R: 0 E: 0 K: 2 S: 10	H: 0 LOB: 0 BB: 0 P: 11	R: 1 E: 0 K: 1 S: 8	H: 1 LOB: 0 BB: 0 P: 12	R: 0 E: 0 K: 2 S: 9	H: 0 LOB: 0 BB: 0 P: 15	1B: 3 2B: 1 3B: 0 HR: 1	SF: 0 SAC: 0 DP: 1 HBP: 1	WP: 0 PB: 0 SB: 0 CS: 0	PA: 35			
PITCHER	IP 9.0	WLS 32	BF 5	H 1	R 1	ER 1	SO 12	BB 0	IBB 0	HBP 0	BLK 0	WP 0	HR 1	S 88	P 117	ERA 1.00	WHIP 0.556								
33 Cliff Lee, L ERA: 2.38	1.0	W	3	0	0	0	2	0	0	0	0	0	0	9	15	0.00	0.000								
39 Michael Schwimer, R ERA: 3.24																									


Batter	1	2	3	4	5	6	7	8	9	10	AB	R	H	RBI	BB	SO	LOB	BOTTOM							
11 Jimmy Rollins, S OBP: 0.338, SLG: 0.396	G4-3		F8		P5			K			4	0	0	0	0	1	2	Florida Marlins @ Philadelphia Phillies Citizens Bank Park, Philadelphia, PA Thu Sep 15 2011, 7:38 PM - 10:02 PM EDT Att: 44,950 - Overcast - 57 F							
15 John Mayberry Jr., R OBP: 0.332, SLG: 0.522			F8					G6-3			4	1	2	1	0	0	0								
26 Chase Utley, L OBP: 0.345, SLG: 0.440											4	0	1	0	0	1	1								
3 Hunter Pence, R OBP: 0.366, SLG: 0.497											4	0	1	0	0	2	2								
29 Raul Ibanez, L OBP: 0.293, SLG: 0.423											4	0	0	0	0	2	1								
7 Ross Glavin, L OBP: 0.270, SLG: 0.306											4	0	2	0	0	1	1								
39 Michael Schwimer, R ERA: 3.24											0	0	0	0	0	0	0								
51 Carlos Ruiz, R OBP: 0.373, SLG: 0.386											4	0	0	0	0	1	2								
5 Pete Orr, L OBP: 0.281, SLG: 0.256											3	0	0	0	0	2	2								
7 Michael Martinez, S OBP: 0.297, SLG: 0.286											0	1	0	0	1	0	0								
33 Cliff Lee, L OBP: 0.219, SLG: 0.324											3	0	1	0	0	0	0								
6 Ryan Howard, L OBP: 0.341, SLG: 0.490											1	0	1	1	0	0	0								
Inning Stats	R: 0 E: 0 K: 0 S: 12	H: 1 LOB: 1 BB: 0 P: 17	R: 0 E: 0 K: 1 S: 7	H: 1 LOB: 1 BB: 0 P: 12	R: 0 E: 0 K: 0 S: 6	H: 0 LOB: 0 BB: 0 P: 10	R: 0 E: 0 K: 3 S: 11	H: 0 LOB: 0 BB: 0 P: 15	R: 0 E: 0 K: 1 S: 9	H: 2 LOB: 2 BB: 0 P: 17	R: 1 E: 0 K: 1 S: 11	H: 2 LOB: 1 BB: 0 P: 18	R: 0 E: 0 K: 1 S: 9	H: 0 LOB: 0 BB: 0 P: 13	R: 0 E: 0 K: 2 S: 8	H: 1 LOB: 1 BB: 0 P: 13	R: 0 E: 0 K: 2 S: 7		H: 0 LOB: 0 BB: 0 P: 11	R: 1 E: 0 K: 0 S: 2	H: 1 LOB: 1 BB: 1 P: 9	1B: 5 2B: 2 3B: 0 HR: 1	SF: 0 SAC: 0 DP: 0 HBP: 0	WP: 1 PB: 0 SB: 0 CS: 0	PA: 36
PITCHER	IP 6.0	WLS 24	BF 6	H 1	R 1	ER 1	SO 5	BB 0	IBB 0	HBP 0	BLK 0	WP 1	HR 1	S 56	P 89	ERA 1.50	WHIP 1.000								
59 Alex Sanabia, R ERA: 1.29	1.0	3	0	0	0	1	0	0	0	0	0	0	0	9	13	0.00	0.000								
34 Edward Mujica, R ERA: 2.75	2.0	7	1	0	0	4	0	0	0	0	0	0	0	15	24	0.00	0.500								
31 Burke Badenhop, R ERA: 4.01	0.0	L	2	1	1	1	0	1	0	0	0	0	0	2	9	∞	∞								

Batter	1	2	3	4	5	6	7	8	9	10	11	AB	R	H	RBI	BB	SO	LOB	TOP					
15 Rafael Furcal, S OBP: 0.296, SLG: 0.337	(1, 6)	(1, 4)			(1, 2)		(1, 2)		(1, 3)		(1, 2)	5	1	2	1	1	1	0						
21 Allen Craig, R OBP: 0.391, SLG: 0.494	(1, 9)	(1, 9)			(1, 2)		(1, 3)		(1, 1)		(1, 0)	4	0	0	0	0	2	4						
44 Corey Patterson, L OBP: 0.272, SLG: 0.360																								
5 Albert Pujols, R OBP: 0.372, SLG: 0.549	(1, 3)				(1, 1)		(1, 1)		(1, 1)		(1, 4)	4	1	4	0	2	0	0						
12 Lance Berkman, S OBP: 0.406, SLG: 0.551	(1, 7)	(1, 7)			(1, 0)		(1, 0)		(1, 1)		(1, 2)	4	0	2	0	1	0	2						
56 Aaron Chambers, L OBP: 0.500, SLG: 0.500	(9, PR)	(9, 7)			(1, 2)		(1, 2)		(1, 2)		(1, 2)	1	0	1	1	0	0	0						
23 David Freese, R OBP: 0.311, SLG: 0.333	(1, 5)	(1, 5)			(1, 1)		(1, 1)		(1, 2)		(1, 1)	3	1	1	0	1	0	5						
19 Jon Jay, L OBP: 0.354, SLG: 0.444	(1, 8)	(1, 8)			(1, 0)		(1, 0)		(1, 2)		(1, 4)	3	0	0	0	0	2							
Ryan Theriot, R OBP: 0.322, SLG: 0.333	(8, PH)	(8, 4)									(1, 4)	2	0	1	0	1	0	0						
4 Yadier Molina, R OBP: 0.334, SLG: 0.454	(1, 2)	(1, 2)			(1, 0)		(1, 0)		(1, 2)		(1, 2)	5	1	2	1	0	0	2						
55 Skip Schumaker, L OBP: 0.338, SLG: 0.355	(1, 4)	(1, 4)			(1, 3)		(1, 2)		(1, 2)		(1, 2)	2	0	0	0	1	1	1						
48 Tony Cruz, R OBP: 0.329, SLG: 0.333	(8, PH)	(8, 5)			(1, 3)		(1, 2)		(1, 2)		(1, 2)	1	0	0	0	0	0	1						
33 Daniel Descalso, L OBP: 0.337, SLG: 0.359	(8, 5)	(8, 5)			(1, 3)		(1, 2)		(1, 2)		(1, 2)	1	0	0	0	0	0	1						
54 Jaime Garcia, L OBP: 0.119, SLG: 0.155	(1, 1)	(1, 1)			(1, 3)		(1, 0)		(1, 2)		(1, 3)	3	0	0	0	0	2	4						
43 Shane Robinson, R OBP: 0.167, SLG: 0.171	(8, PH)	(8, 8)			(1, 3)		(1, 0)		(1, 2)		(1, 3)	2	0	0	0	0	2	1						
46 Kyle McClellan, R OBP: 0.167, SLG: 0.171	(10, 1)	(10, 1)			(1, 3)		(1, 0)		(1, 2)		(1, 3)	0	0	0	0	0	0	0						
59 Fernando Salas, R OBP: 0.167, SLG: 0.171	(11, 1)	(11, 1)			(1, 3)		(1, 0)		(1, 2)		(1, 3)	0	0	0	0	0	0	0						
Inning Stats	R: 0 E: 0 K: 2 S: 11	H: 1 LOB: 1 BB: 0 P: 14	R: 1 E: 0 K: 1 S: 15	H: 1 LOB: 3 BB: 3 P: 29	R: 0 E: 0 K: 0 S: 14	H: 2 LOB: 0 BB: 0 P: 22	R: 0 E: 0 K: 2 S: 12	H: 0 LOB: 0 BB: 0 P: 16	R: 0 E: 0 K: 0 S: 11	H: 0 LOB: 2 BB: 2 P: 11	R: 1 E: 0 K: 1 S: 13	H: 1 LOB: 0 BB: 0 P: 19	R: 0 E: 0 K: 0 S: 9	H: 2 LOB: 2 BB: 2 P: 19	R: 0 E: 0 K: 1 S: 11	H: 1 LOB: 1 BB: 1 P: 13	R: 2 E: 0 K: 0 S: 11	H: 3 LOB: 2 BB: 2 P: 27	1B: 11 2B: 2 3B: 0 HR: 1	SF: 0 SAC: 2 DP: 1 HBP: 0	WP: 2 PB: 0 SB: 0 CS: 0	PA: 52		
PITCHER	49 Vance Worley, R ERA: 2.85	57 David Herndon, R ERA: 3.54	37 Antonio Bastardo, L ERA: 2.1	54 Brad Lidge, R ERA: 1.2	46 Ryan Madison, R ERA: 2.59	39 Michael Schwimer, R ERA: 4.82																		

St. Louis Cardinals @ Philadelphia Phillies
Citizens Bank Park, Philadelphia, PA
Fri Sep 16 2011, 7:09 PM - 10:48 PM EDT
Alt. 45,572 - Overcast - 63 F

livebaseballscorecards.com

AB 43
R 4
H 14
RBI 4
BB 7
SO 8
LOB 24




Batter	1	2	3	4	5	6	7	8	9	10	11	AB	R	H	RBI	BB	SO	LOB	BOTTOM				
11 Jimmy Rollins, S OBP: 0.335, SLG: 0.392	(1, 6)	(1, 6)			(1, 2)			(1, 2)		(1, 0)		5	0	0	0	1	3						
8 Shane Victorino, S OBP: 0.365, SLG: 0.503	(1, 8)	(1, 8)			(1, 1)		(1, 1)		(1, 1)		(1, 0)	3	0	0	0	2	0	0					
26 Chase Utley, L OBP: 0.341, SLG: 0.434	(1, 4)	(1, 4)			(1, 2)		(1, 2)		(1, 2)		(1, 3)	5	0	0	0	0	2						
3 Hunter Pence, R OBP: 0.363, SLG: 0.493	(1, 9)	(1, 9)			(1, 0)		(1, 0)		(1, 3)		(1, 2)	5	0	0	0	0	1	2					
27 Placido Polanco, R OBP: 0.336, SLG: 0.345	(1, 5)	(1, 5)			(1, 1)		(1, 1)		(1, 2)		(1, 2)	5	1	2	0	0	1						
15 John Mayberry Jr., R OBP: 0.353, SLG: 0.523	(1, 3)	(1, 3)			(1, 2)		(1, 2)		(1, 3)		(1, 3)	5	0	2	1	0	2	1					
10 Ben Francisco, R OBP: 0.339, SLG: 0.388	(1, 7)	(1, 7)			(1, 0)		(1, 2)		(1, 2)		(1, 0)	3	0	1	0	0	1	1					
6 Ryan Howard, L OBP: 0.342, SLG: 0.493	(9, PH)	(9, PH)			(1, 0)		(1, 2)		(1, 2)		(1, 0)	1	0	1	0	0	0	0					
7 Michael Martinez, S OBP: 0.257, SLG: 0.266	(10, 7)	(10, 7)			(1, 0)		(1, 2)		(1, 2)		(1, 0)	0	1	0	0	0	0	0					
16 John Bowker, L OBP: 0.231, SLG: 0.208	(11, PH)	(11, PH)			(1, 0)		(1, 2)		(1, 2)		(1, 0)	1	0	0	0	0	0	1					
23 Brian Schneider, L OBP: 0.242, SLG: 0.265	(1, 2)	(1, 2)			(1, 2)		(1, 1)		(1, 0)		(1, 0)	2	0	1	0	0	0	0					
51 Carlos Ruiz, R OBP: 0.374, SLG: 0.385	(7, PH)	(8, 2)			(1, 3)		(1, 2)		(1, 0)		(1, 0)	1	0	0	0	1	0	0					
49 Vance Worley, R ERA: 2.85	(1, 1)	(1, 1)			(1, 3)		(1, 2)		(1, 0)		(1, 0)	2	0	0	0	0	2	3					
57 David Herndon, R ERA: 3.54	(7, 1)	(7, 1)			(1, 3)		(1, 2)		(1, 0)		(1, 0)	0	0	0	0	0	0	0					
37 Antonio Bastardo, L ERA: 2.1	(8, 1)	(8, 1)			(1, 3)		(1, 2)		(1, 0)		(1, 0)	0	0	0	0	0	0	0					
54 Brad Lidge, R ERA: 1.2	(9, 1)	(9, 1)			(1, 3)		(1, 2)		(1, 0)		(1, 0)	0	0	0	0	0	0	0					
46 Ryan Madison, R ERA: 2.59	(10, 1)	(10, 1)			(1, 3)		(1, 2)		(1, 0)		(1, 0)	0	0	0	0	0	0	0					
39 Michael Schwimer, R ERA: 4.82	(11, 1)	(11, 1)			(1, 3)		(1, 2)		(1, 0)		(1, 0)	0	0	0	0	0	0	0					
Inning Stats	R: 0 E: 0 K: 0 S: 8	H: 0 LOB: 0 BB: 0 P: 13	R: 1 E: 0 K: 1 S: 17	H: 4 LOB: 3 BB: 0 P: 24	R: 0 E: 0 K: 0 S: 8	H: 0 LOB: 0 BB: 0 P: 10	R: 0 E: 0 K: 1 S: 8	H: 0 LOB: 0 BB: 0 P: 11	R: 0 E: 0 K: 0 S: 7	H: 1 LOB: 1 BB: 1 P: 13	R: 0 E: 0 K: 2 S: 11	H: 0 LOB: 0 BB: 0 P: 21	R: 1 E: 1 K: 2 S: 18	H: 1 LOB: 1 BB: 0 P: 24	R: 0 E: 0 K: 0 S: 5	H: 0 LOB: 0 BB: 0 P: 9	R: 0 E: 0 K: 1 S: 9	H: 1 LOB: 1 BB: 1 P: 16	1B: 4 2B: 3 3B: 0 HR: 0	SF: 0 SAC: 0 DP: 0 HBP: 0	WP: 1 PB: 0 SB: 0 CS: 0	PA: 43	
PITCHER	54 Jaime Garcia, L ERA: 3.59	34 Marc Rzepczynski, L ERA: 3.35	28 Octavio Dotel, R ERA: 3.35	30 Jason Motte, R ERA: 1.55	53 Arthur Rhodes, L ERA: 4.88	46 Kyle McClellan, R ERA: 4.01	59 Fernando Salas, R ERA: 2.36																

St. Louis Cardinals @ Philadelphia Phillies
Citizens Bank Park, Philadelphia, PA
Fri Sep 16 2011, 7:09 PM - 10:48 PM EDT
Alt. 45,572 - Overcast - 63 F

livebaseballscorecards.com

AB 40
R 2
H 7
RBI 1
BB 3
SO 9
LOB 16



Batter	1	2	3	4	5	6	7	8	9	AB	R	H	RBI	BB	SO	LOB	TOP				
15 Rafael Furcal, S OBP: 0.294, SLG: 0.334	G3		1B			F7		G4-3	G4-3	5	0	1	0	0	0	1					
19 Jon Jay, L OBP: 0.353, SLG: 0.442	F7		P4			F8		1B	1B	4	1	1	0	0	0	1					
5 Albert Pujols, R OBP: 0.372, SLG: 0.546	G5-3			F9		F8		1B	1B	4	1	1	0	0	0	0					
12 Lance Berkman, S OBP: 0.409, SLG: 0.552		4S		K				1B	1B	4	0	3	1	0	1	0					
23 David Freese, R OBP: 0.340, SLG: 0.423 33 Daniel Descalso, L (8, PR) OBP: 0.337, SLG: 0.359	F8		K					1B	1B	4	0	1	1	0	2	2					
21 Allen Craig, R OBP: 0.353, SLG: 0.482	K					F8		FC5-4	G4-3	4	0	0	0	0	1	4					
4 Yadier Molina, R OBP: 0.335, SLG: 0.457	G4-3					55		1B	F8	4	0	2	0	0	0	1					
55 Skip Schumaker, L OBP: 0.335, SLG: 0.352 59 Fernando Salas, R			K			G4-3			G4-3	3	0	0	0	0	2	3					
34 Marc Rzepczynski, L 28 Octavio Dotel, R 56 Adron Chambers, L OBP: 0.333, SLG: 0.333									G4-3	0	0	0	0	0	0	0					
35 Jake Westbrook, R 53 Arthur Rhoads, L 44 Corey Patterson, L 41 Mitchell Boggs, R 46 Kyle McClellan, R Ryan Theriot, R			K			P5			F8	1	0	0	0	0	0	1					
Inning Stats	R: 0 E: 0 K: 0 S: 11	H: 0 LOB: 0 BB: 0 P: 18	R: 0 E: 0 K: 1 S: 13	H: 1 LOB: 1 BB: 0 P: 18	R: 0 E: 0 K: 2 S: 11	H: 1 LOB: 1 BB: 0 P: 17	R: 0 E: 0 K: 2 S: 8	H: 0 LOB: 0 BB: 0 P: 13	R: 0 E: 0 K: 0 S: 9	H: 1 LOB: 1 BB: 0 P: 11	R: 0 E: 0 K: 0 S: 5	H: 0 LOB: 0 BB: 0 P: 9	R: 0 E: 0 K: 2 S: 11	H: 2 LOB: 2 BB: 0 P: 21	R: 2 E: 0 K: 0 S: 15	H: 4 LOB: 2 BB: 0 P: 23	R: 0 E: 0 K: 0 S: 12	H: 1 LOB: 1 BB: 0 P: 13	1B: 9 2B: 1 3B: 0 HR: 0	SF: 0 SAC: 0 DP: 0 HBP: 0	WP: 0 PA: 37
PITCHER	IP WLS BF H R ER SO BB IBB HBP BLK WP HR S P ERA WHIP																				
44 Roy Oswalt, R ERA: 3.66	7.0 W 26 5 0 0 7 0 0 0 0 0 0 0 68 107 0.00 0.714																				
40 Michael Stutes, R ERA: 3.77	0.2 H 6 4 2 2 0 0 0 0 0 0 0 0 14 22 27.00 6.000																				
54 Brad Lidge, R ERA: 1.17	0.1 H 1 0 0 0 0 0 0 0 0 0 0 0 1 1 0.00 0.000																				
46 Ryan Madson, R ERA: 2.54	1.0 4 1 0 0 0 0 0 0 0 0 0 0 12 13 0.00 1.000																				

St. Louis Cardinals @ Philadelphia Phillies
Citizens Bank Park, Philadelphia, PA
Sat Sep 17 2011, 7:09 PM - 10:11 PM EDT
Att: 45,470 - Cloudy - 60 F

AB 37
R 2
H 10
RBI 2
BB 0
SO 7
LOB 13



Batter	1	2	3	4	5	6	7	8	9	AB	R	H	RBI	BB	SO	LOB	BOTTOM		
11 Jimmy Rollins, S OBP: 0.339, SLG: 0.396	G4-3		BB	8		G4-3		26	8	5	2	4	0	0	0	0			
8 Shane Victorino, S OBP: 0.368, SLG: 0.511	G4-3		SH5-3			HR		3	26	3	2	2	3	1	0	1			
26 Chase Utley, L OBP: 0.339, SLG: 0.429	L9		K2-3		F9			3	29	4	1	0	0	0	2	5			
6 Ryan Howard, L OBP: 0.343, SLG: 0.490	BB		BB		G6-3			29	HR	3	0	0	0	2	1	6			
3 Hunter Pence, R OBP: 0.367, SLG: 0.496	2B		BB					29	HR	3	1	2	2	2	0	0			
29 Raul Ibanez, L OBP: 0.292, SLG: 0.426	G3-1		P6		F9			HR		5	1	1	4	0	0	6			
27 Placido Polanco, R OBP: 0.339, SLG: 0.345	G4-6-3		BB					G6-3		3	1	1	0	2	1	0			
51 Carlos Ruiz, R OBP: 0.370, SLG: 0.381	G4-6-3		F9		P3			E5		4	1	0	0	0	0	4			
44 Roy Oswalt, R ERA: 4.98 53 Arthur Rhoads, L ERA: 4.78 41 Mitchell Boggs, R ERA: 3.57 46 Kyle McClellan, R ERA: 4.04 59 Fernando Salas, R ERA: 2.33	G6-3		FC1		F9			P6		3	0	0	0	0	0	3			
Inning Stats	R: 1 E: 0 K: 0 S: 12	H: 2 LOB: 2 BB: 1 P: 23	R: 0 E: 0 K: 0 S: 6	H: 1 LOB: 0 BB: 0 P: 8	R: 0 E: 0 K: 1 S: 11	H: 1 LOB: 3 BB: 2 P: 21	R: 1 E: 0 K: 0 S: 12	H: 1 LOB: 3 BB: 2 P: 27	R: 0 E: 0 K: 0 S: 12	H: 0 LOB: 2 BB: 2 P: 20	R: 1 E: 0 K: 1 S: 15	H: 1 LOB: 0 BB: 0 P: 21	R: 0 E: 0 K: 1 S: 8	H: 0 LOB: 0 BB: 0 P: 14	R: 6 E: 1 K: 1 S: 14	H: 4 LOB: 0 BB: 0 P: 26	1B: 7 2B: 1 3B: 0 HR: 2	SF: 0 SAC: 1 DP: 1 HBP: 1	WP: 0 PA: 43
PITCHER	IP WLS BF H R ER SO BB IBB HBP BLK WP HR S P ERA WHIP																		
35 Jake Westbrook, R ERA: 4.98	3.1 L 20 5 2 0 0 0 0 0 0 0 0 0 4 8 2.70 3.000																		
53 Arthur Rhoads, L ERA: 4.78	0.2 2 0 0 0 0 0 0 0 0 0 0 0 4 8 0.00 0.000																		
41 Mitchell Boggs, R ERA: 3.57	1.0 5 0 0 0 0 0 2 0 0 0 0 0 12 20 0.00 2.000																		
46 Kyle McClellan, R ERA: 4.04	1.0 4 1 1 1 1 0 0 0 0 0 0 1 15 21 9.00 1.000																		
59 Fernando Salas, R ERA: 2.33	1.0 4 0 1 1 1 0 0 0 0 0 0 0 9 15 9.00 0.000																		
PITCHER	IP WLS BF H R ER SO BB IBB HBP BLK WP HR S P ERA WHIP																		
34 Marc Rzepczynski, L ERA: 3.28	0.2 2 0 0 0 0 0 0 0 0 0 0 0 4 8 0.00 0.000																		
28 Octavio Dotel, R ERA: 3.7	0.1 3 2 5 4 0 0 0 0 0 0 0 1 5 9 108.00 6.000																		

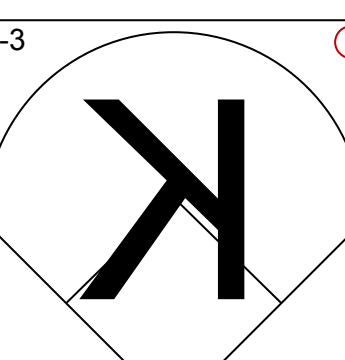
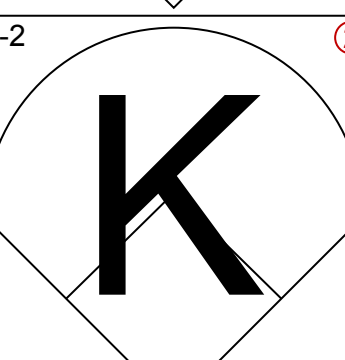
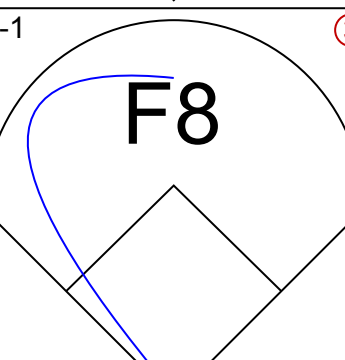
St. Louis Cardinals @ Philadelphia Phillies
Citizens Bank Park, Philadelphia, PA
Sat Sep 17 2011, 7:09 PM - 10:11 PM EDT
Att: 45,470 - Cloudy - 60 F

AB 34
R 9
H 10
RBI 9
BB 7
SO 4
LOB 26



Batter	1	2	3	4	5	6	7	8	9	AB	R	H	RBI	BB	SO	LOB	TOP			
15 Rafael Furcal, S OBP: 0.302, SLG: 0.346			SH5-4				P4			4	1	3	0	0	0	0	St. Louis Cardinals @ Philadelphia Phillies Citizens Bank Park, Philadelphia, PA Mon Sep 19 2011, 7:07 PM - 9:43 PM EDT Att: 45,048 - Partly Cloudy - 64 F			
8 Nick Punto, S OBP: 0.373, SLG: 0.385	G3						SH1-4			2	1	0	1	2	1	1				
5 Albert Pujols, R OBP: 0.369, SLG: 0.548	G1-3						F9			5	0	1	1	0	2	4				
12 Lance Berkman, S 30 Jason Motte, R 53 Arthur Rhodes, L 28 Octavio Dotel, R										2	1	2	2	2	0	0				
21 Allen Craig, R 56 Adron Chambers, L	L4									0	0	0	0	0	0	0				
19 Jon Jay, L	G2-3									4	0	0	0	0	1	0				
13 Gerald Laird, R	G6-3		G3-1						G6-3	4	0	0	0	0	1	0				
33 Daniel Descalso, L	P4		E3						G4-3	4	0	0	0	0	1	0				
26 Kyle Lohse, R 34 Marc Rzepczynski, L 55 Skip Schumaker, L									G1-3	3	1	1	0	0	1	1				
Inning Stats	R: 2 E: 0 K: 0 S: 9	H: 2 LOB: 0 BB: 0 P: 11	R: 0 E: 0 K: 0 S: 6	H: 0 LOB: 0 BB: 0 P: 7	R: 1 E: 0 K: 1 S: 10	H: 2 LOB: 2 BB: 1 P: 19	R: 0 E: 0 K: 1 S: 11	H: 0 LOB: 1 BB: 1 P: 15	R: 0 E: 0 K: 2 S: 8	H: 0 LOB: 0 BB: 0 P: 8	R: 1 E: 0 K: 0 S: 12	H: 1 LOB: 2 BB: 2 P: 21	R: 0 E: 0 K: 1 S: 6	H: 0 LOB: 0 BB: 0 P: 8	R: 0 E: 0 K: 2 S: 11	H: 1 LOB: 1 BB: 0 P: 17		1B: 2 2B: 4 3B: 0 HR: 1	SF: 0 SAC: 2 DP: 0 HBP: 0	WP: 0 PB: 1 SB: 0 CS: 0
PITCHER	IP WLS BF H R ER SO BB IBB HBP BLK WP HR S P ERA WHIP	8.0 L 35 6 4 4 6 2 2 0 0 0 1 73 107 4.50 1.000	1.0 4 1 0 0 2 0 0 0 0 0 0 11 17 0.00 1.000	PITCHER																

Batter	1	2	3	4	5	6	7	8	9	AB	R	H	RBI	BB	SO	LOB	BOTTOM				
11 Jimmy Rollins, S OBP: 0.339, SLG: 0.397	F7		F8				P5			4	1	1	1	1	0	0	St. Louis Cardinals @ Philadelphia Phillies Citizens Bank Park, Philadelphia, PA Mon Sep 19 2011, 7:07 PM - 9:43 PM EDT Att: 45,048 - Partly Cloudy - 64 F				
8 Shane Victorino, S	L6						F9		G6-3	5	0	1	1	0	0	2					
26 Chase Utley, L	F8		FC4				G4-3			5	0	1	0	0	0	1					
3 Hunter Pence, R										5	0	2	0	0	2	1					
29 Raul Ibanez, L	G4-3		K				L1-3		K	4	0	0	0	0	2	4					
27 Placido Polanco, R			K				G6-3			3	1	1	0	1	1	3					
7 Ross Gload, L 15 John Mayberry Jr., R	FC4								G3	3	0	2	0	0	0	1					
51 Carlos Ruiz, R			L8				G6-3			4	1	2	1	0	0	2					
34 Roy Halladay, R 57 David Herndon, R 24 Brandon Moss, L	K						G4-3		K	2	0	0	0	0	1	3					
Inning Stats	R: 0 E: 0 K: 0 S: 7	H: 0 LOB: 0 BB: 0 P: 11	R: 1 E: 1 K: 2 S: 14	H: 2 LOB: 2 BB: 0 P: 20	R: 0 E: 1 K: 2 S: 16	H: 2 LOB: 3 BB: 0 P: 23	R: 0 E: 0 K: 0 S: 13	H: 1 LOB: 0 BB: 1 P: 23	R: 0 E: 0 K: 0 S: 6	H: 1 LOB: 0 BB: 0 P: 11	R: 0 E: 0 K: 0 S: 7	H: 0 LOB: 0 BB: 0 P: 11	R: 0 E: 0 K: 2 S: 8	H: 0 LOB: 1 BB: 1 P: 19	R: 2 E: 0 K: 1 S: 13	H: 3 LOB: 1 BB: 0 P: 19		1B: 7 2B: 3 3B: 1 HR: 0	SF: 0 SAC: 1 DP: 1 HBP: 0	WP: 0 PB: 0 SB: 0 CS: 0	PA: 40
PITCHER	IP WLS BF H R ER SO BB IBB HBP BLK WP HR S P ERA WHIP	7.1 W 31 7 1 0 5 1 0 0 0 0 0 0 5 13 0.00 1.091	0.2 H 3 0 0 0 1 1 0 0 0 0 0 0 8 12 27.00 3.000	0.0 1 1 0 0 0 0 0 0 0 0 0 1 2 = =	0.1 S 1 0 0 0 0 0 0 0 0 0 0 0 4 5 0.00 0.000	PITCHER															


Batter	1	2	3	4	5	6	7	8	9	10	AB	R	H	RBI	BB	SO	LOB	TOP					
20 Ian Desmond, R OBP: 0.292, SLG: 0.352	(1, 6) 											4	1	1	0	0	1	2					
2 Roger Bernadina, L OBP: 0.307, SLG: 0.366	(1, 9) 											5	1	2	3	0	1	1					
24 Rick Ankiel, L OBP: 0.306, SLG: 0.373	(1, 8) 											5	0	1	0	0	1	3					
14 Chris Marrero, R OBP: 0.299, SLG: 0.325																							
19 Laynce Nix, L OBP: 0.264, SLG: 0.460																							
43 Brian Bixler, R OBP: 0.270, SLG: 0.268																							
38 Michael Morse, R OBP: 0.359, SLG: 0.539																							
8 Danny Espinosa, S OBP: 0.321, SLG: 0.408																							
26 Jesus Flores, R OBP: 0.264, SLG: 0.329																							
11 Ryan Zimmerman, R OBP: 0.353, SLG: 0.457																							
22 Drew Storen, S																							
1 Steve Lombardozzi, S OBP: 0.200, SLG: 0.167																							
46 Tommy Milone, L ERA: 3.32																							
13 Alex Cobb, L ERA: 3.86																							
45 Doug Slaten, L ERA: 1.92																							
36 Tyler Clippard, R ERA: 1.92																							
17 Sean Burnett, L ERA: 3.86																							
30 Jonny Gomes, R ERA: 4.09																							
32 Tom Gorzelanny, L ERA: 4.09																							
7 Ivan Rodriguez, R ERA: 2.73, SLG: 0.322																							
Inning Stats	R: 0 E: 0 K: 2 S: 9	H: 0 LOB: 0 BB: 0 P: 13	R: 0 E: 0 K: 0 S: 7	H: 0 LOB: 0 BB: 0 P: 9	R: 0 E: 0 K: 0 S: 11	H: 2 LOB: 3 BB: 0 P: 16	R: 0 E: 0 K: 0 S: 8	H: 1 LOB: 1 BB: 0 P: 17	R: 0 E: 0 K: 0 S: 8	H: 0 LOB: 0 BB: 0 P: 11	R: 0 E: 1 K: 2 S: 9	H: 1 LOB: 2 BB: 0 P: 13	R: 3 E: 0 K: 2 S: 14	H: 3 LOB: 0 BB: 0 P: 21	R: 0 E: 0 K: 1 S: 9	H: 1 LOB: 1 BB: 0 P: 15	R: 0 E: 0 K: 1 S: 10	H: 1 LOB: 2 BB: 2 P: 22	1B: 8 2B: 1 3B: 0 HR: 1	SF: 0 SAC: 2 DP: 0 HBP: 1	WP: 0 PB: 1 SB: 1 CS: 0	PA: 44	
PITCHER	IP WLS BF H R ER SO BB IBB HBP BLK WP HR S P ERA WHIP	IP WLS BF H R ER SO BB IBB HBP BLK WP HR S P ERA WHIP	IP WLS BF H R ER SO BB IBB HBP BLK WP HR S P ERA WHIP	IP WLS BF H R ER SO BB IBB HBP BLK WP HR S P ERA WHIP	IP WLS BF H R ER SO BB IBB HBP BLK WP HR S P ERA WHIP	IP WLS BF H R ER SO BB IBB HBP BLK WP HR S P ERA WHIP	IP WLS BF H R ER SO BB IBB HBP BLK WP HR S P ERA WHIP	IP WLS BF H R ER SO BB IBB HBP BLK WP HR S P ERA WHIP	IP WLS BF H R ER SO BB IBB HBP BLK WP HR S P ERA WHIP	IP WLS BF H R ER SO BB IBB HBP BLK WP HR S P ERA WHIP	IP WLS BF H R ER SO BB IBB HBP BLK WP HR S P ERA WHIP	IP WLS BF H R ER SO BB IBB HBP BLK WP HR S P ERA WHIP	IP WLS BF H R ER SO BB IBB HBP BLK WP HR S P ERA WHIP	IP WLS BF H R ER SO BB IBB HBP BLK WP HR S P ERA WHIP	IP WLS BF H R ER SO BB IBB HBP BLK WP HR S P ERA WHIP	IP WLS BF H R ER SO BB IBB HBP BLK WP HR S P ERA WHIP	IP WLS BF H R ER SO BB IBB HBP BLK WP HR S P ERA WHIP	IP WLS BF H R ER SO BB IBB HBP BLK WP HR S P ERA WHIP	IP WLS BF H R ER SO BB IBB HBP BLK WP HR S P ERA WHIP	IP WLS BF H R ER SO BB IBB HBP BLK WP HR S P ERA WHIP	IP WLS BF H R ER SO BB IBB HBP BLK WP HR S P ERA WHIP	IP WLS BF H R ER SO BB IBB HBP BLK WP HR S P ERA WHIP	IP WLS BF H R ER SO BB IBB HBP BLK WP HR S P ERA WHIP

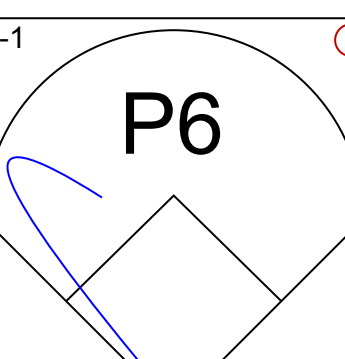
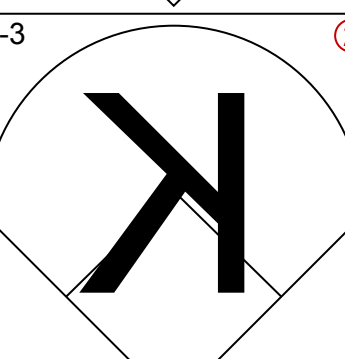
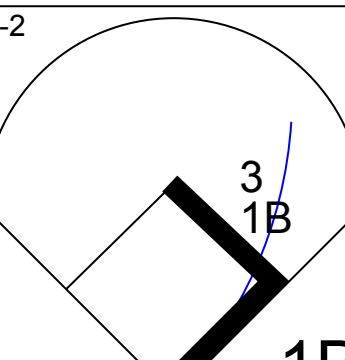
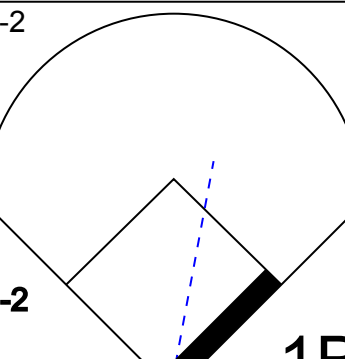
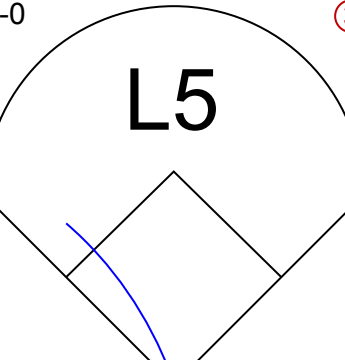




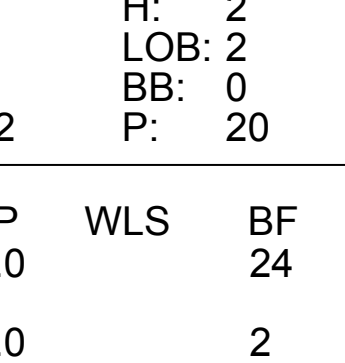
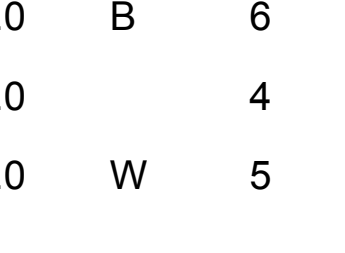
Washington Nationals @ Philadelphia Phillies
Citizens Bank Park, Philadelphia, PA
Tue Sep 20 2011, 1:09 PM - 4:36 PM EDT
Att: 44,263 - Overcast - 68 F

livebaseballscorecards.com

AB 39
R 4
H 10
RBI 4
BB 2
SO 8
LOB 15

WP: 0 PA: 44
PB: 1
SB: 1
CS: 0



Batter	1	2	3	4	5	6	7	8	9	10	AB	R	H	RBI	BB	SO	LOB	BOTTOM						
8 Shane Victorino, S OBP: 0.363, SLG: 0.502	(1, 8) 											3	0	0	0	0	0	1						
16 John Bowker, L OBP: 0.214, SLG: 0.192	(6, 3) 											1	0	0	0	0	0	0						
27 Placido Polanco, R OBP: 0.343, SLG: 0.346	(9, PH) 											1	0	1	0	0	0	0						
9 Dornic Brown, L OBP: 0.335, SLG: 0.393	(9, PR) 											0	0	0	0	0	0	0						
7 Ross Gload, L OBP: 0.275, SLG: 0.311	(10, 3) 											1	0	0	0	0	2	0						
21 Wilson Valdez, R OBP: 0.296, SLG: 0.345	(1, 6) 											3	0	1	0	1	1	0						
15 John Mayberry Jr., R OBP: 0.336, SLG: 0.519	(1, 3) 											4	0	2	0	1	0	1						
3 Hunter Pence, R OBP: 0.368, SLG: 0.494	(1, 9) 											3	0	2	0	0	0	0						
24 Brandon Moss, L OBP: 0.333, SLG: 0.360	(6, PR) 											2	0	0	0	0	1	4						
10 Ben Francisco, R OBP: 0.333, SLG: 0.360	(1, 7) 											5	0	0	0	0	0	8						
31 Erik Kratz, R OBP: 0.200, SLG: 0.400	(1, 2) 											5	0	1	0	0	1	2						
5 Pete Orr, L OBP: 0.287, SLG: 0.258	(1, 4)											4	1	1	0	0	0	1						
7 Michael Martinez, S OBP: 0.201, SLG: 0.286	(1, 5)											3	1	1	0	1	0	1						
23 Brian Schneider, L OBP: 0.235, SLG: 0.254	(10, PH)											1	0	0	0	0	1	1						
38 Kyle Stetler, R ERA: 4.2																								
39 Michael Schumler, R ERA: 4.2																								
29 Rajai Davis, L ERA: 4.2																								
50 Joe Sweeney, L ERA: 4.2																								
64 Brent Lidge, R ERA: 4.2																								
11 Jimmy Rollins, S ERA: 4.2																								
40 Ryan Zimmerman, R ERA: 4.2																								
40 Michael Stutes, R ERA: 4.09																								
26 Chase Utley, L ERA: 4.09																								
Inning Stats	R: 0 E: 0 K: 1 S: 12	H: 2 LOB: 2 BB: 0 P: 20	R: 0 E: 1 K: 0 S: 11	H: 0 LOB: 1 BB: 0 P: 13	R: 0 E: 0 K: 0 S: 8	H: 0 LOB: 0 BB: 0 P: 12	R: 0 E: 0 K: 0 S: 9	H: 0 LOB: 0 BB: 0 P: 15	R: 0 E: 0 K: 0 S: 11	H: 2 LOB: 1 BB: 0 P: 15	R: 0 E: 0 K: 1 S: 11	H: 2 LOB: 2 BB: 0 P: 18	R: 3 E: 0 K: 1 S: 17	H: 4 LOB: 2 BB: 1 P: 27	R: 0 E: 0 K: 0 S: 11	H: 0 LOB: 1 BB: 1 P: 18	R: 0 E: 0 K: 0 S: 8	H: 1 LOB: 2 BB: 1 P: 17	R: 0 E: 0 K: 1 S: 14	H: 1 LOB: 2 BB: 1 P: 24	1B: 8 2B: 1 3B: 0 HR: 1	SF: 0 SAC: 2 DP: 0 HBP: 1	WP: 0 PB: 0 SB: 0 CS: 0	PA: 46
PITCHER	IP WLS BF H R ER SO BB IBB HBP BLK WP HR S P ERA WHIP	IP WLS BF H R ER SO BB IBB HBP BLK WP HR S P ERA WHIP	IP WLS BF H R ER SO BB IBB HBP BLK WP HR S P ERA WHIP	IP WLS BF H R ER SO BB IBB HBP BLK WP HR S P ERA WHIP	IP WLS BF H R ER SO BB IBB HBP BLK WP HR S P ERA WHIP	IP WLS BF H R ER SO BB IBB HBP BLK WP HR S P ERA WHIP	IP WLS BF H R ER SO BB IBB HBP BLK WP HR S P ERA WHIP	IP WLS BF H R ER SO BB IBB HBP BLK WP HR S P ERA WHIP	IP WLS BF H R ER SO BB IBB HBP BLK WP HR S P ERA WHIP	IP WLS BF H R ER SO BB IBB HBP BLK WP HR S P ERA WHIP	IP WLS BF H R ER SO BB IBB HBP BLK WP HR S P ERA WHIP	IP WLS BF H R ER SO BB IBB HBP BLK WP HR S P ERA WHIP	IP WLS BF H R ER SO BB IBB HBP BLK WP HR S P ERA WHIP	IP WLS BF H R ER SO BB IBB HBP BLK WP HR S P ERA WHIP	IP WLS BF H R ER SO BB IBB HBP BLK WP HR S P ERA WHIP	IP WLS BF H R ER SO BB IBB HBP BLK WP HR S P ERA WHIP	IP WLS BF H R ER SO BB IBB HBP BLK WP HR S P ERA WHIP	IP WLS BF H R ER SO BB IBB HBP BLK WP HR S P ERA WHIP	IP WLS BF H R ER SO BB IBB HBP BLK WP HR S P ERA WHIP	IP WLS BF H R ER SO BB IBB HBP BLK WP HR S P ERA WHIP	IP WLS BF H R ER SO BB IBB HBP BLK WP HR S P ERA WHIP	IP WLS BF H R ER SO BB IBB HBP BLK WP HR S P ERA WHIP	IP WLS BF H R ER SO BB IBB HBP BLK WP HR S P ERA WHIP	IP WLS BF H R ER SO BB IBB HBP BLK WP HR S P ERA WHIP

Washington Nationals @ Philadelphia Phillies
Citizens Bank Park, Philadelphia, PA
Tue Sep 20 2011, 1:09 PM - 4:36 PM EDT
Att: 44,263 - Overcast - 68 F

livebaseballscorecards.com

AB 39
R 3
H 10
RBI 3
BB 4
SO 4
LOB 23

WP: 0 PA: 46
PB: 0
SB: 0
CS: 0



Batter	1	2	3	4	5	6	7	8	9	AB	R	H	RBI	BB	SO	LOB	TOP					
20 Ian Desmond, R OBP: 0.293, SLG: 0.353			G6-3				F8			5	0	1	0	0	2	1	Washington Nationals @ Philadelphia Phillies Citizens Bank Park, Philadelphia, PA Wed Sep 21 2011, 7:09 PM - 10:05 PM EDT Att: 45,083 - Cloudy - 70 F					
2 Roger Bernadina, L OBP: 0.305, SLG: 0.366	L7		P6			G3-1		K		5	0	1	0	0	1	3						
11 Ryan Zimmerman, R OBP: 0.352, SLG: 0.449						G4-3	K	F7		4	0	0	0	1	2	3						
38 Michael Morse, R OBP: 0.362, SLG: 0.537	F9						F8			4	1	2	0	1	0	2						
43 Brian Bixler, R OBP: 0.270, SLG: 0.268									F8	0	0	0	0	0	0	0						
8 Danny Espinosa, S OBP: 0.324, SLG: 0.420	F7								F8	4	2	1	2	0	1	2						
14 Chris Marrero, R OBP: 0.302, SLG: 0.330			FC6-4						F7	4	2	2	0	1	0	2						
24 Rick Ankiel, L OBP: 0.302, SLG: 0.368						F7			F7	4	1	0	0	0	2	4						
3 Wilson Ramos, R OBP: 0.334, SLG: 0.443							IBB			3	1	3	3	1	0	0						
31 John Lannan, L ERA: 3.0	F8					SH2-4	G4-3	SF7		1	0	0	0	0	0	0						
13 Alex Cora, L ERA: 3.0										1	0	0	0	0	0	2						
35 Craig Stammen, R ERA: 1.04										0	0	0	0	0	0	0						
30 Johnny Lincecum, S ERA: 4.5										0	0	0	1	0	0	0						
59 Atahualpa Severino, L ERA: 3.59										0	0	0	0	0	0	0						
60 Todd Coffey, R ERA: 3.59										0	0	0	0	0	0	0						
63 Henry Alberto Rodriguez, R ERA: 3.59										0	0	0	0	0	0	0						
Inning Stats	R: 0 E: 0 K: 1 S: 7	H: 0 LOB: 1 BB: 1 P: 16	R: 2 E: 0 K: 1 S: 9	H: 2 LOB: 0 BB: 0 P: 13	R: 0 E: 0 K: 1 S: 10	H: 0 LOB: 0 BB: 0 P: 14	R: 0 E: 0 K: 2 S: 10	H: 1 LOB: 1 BB: 0 P: 20	R: 0 E: 0 K: 1 S: 7	H: 1 LOB: 1 BB: 0 P: 10	R: 2 E: 0 K: 0 S: 14	H: 3 LOB: 2 BB: 1 P: 24	R: 0 E: 0 K: 1 S: 8	H: 1 LOB: 0 BB: 0 P: 11	R: 3 E: 1 K: 1 S: 12	H: 2 LOB: 2 BB: 1 P: 21	R: 0 E: 0 K: 0 S: 7	H: 1 LOB: 1 BB: 0 P: 8	1B: 6 2B: 2 3B: 0 HR: 2	SF: 1 SAC: 1 DP: 0 HBP: 1	WP: 0 PB: 0 SB: 0 CS: 1	PA: 42
PITCHER	IP WLS BF H R ER SO BB IBB HBP BLK WP HR S P ERA WHIP																					
49 Vance Worley, R ERA: 3.0	6.0 L 27 6 4 4 6 2 1 0 0 0 0 2 57 97 6.00 1.333																					
56 Joe Blanton, R ERA: 5.3	1.0 4 1 0 0 1 0 0 0 0 0 0 0 8 11 0.00 1.000																					
37 Justin De Fratus, R ERA: 4.5	0.0 2 0 2 2 0 1 0 0 1 0 0 0 0 5 ∞ ∞																					
37 Antonio Bastardo, L ERA: 2.22	1.0 6 2 1 0 1 0 0 0 0 0 0 0 12 16 0.00 2.000																					
39 Michael Schwimer, R ERA: 6.35	1.0 3 1 0 0 0 0 0 0 0 0 0 0 7 8 0.00 1.000																					

Batter	1	2	3	4	5	6	7	8	9	AB	R	H	RBI	BB	SO	LOB	BOTTOM					
11 Jimmy Rollins, S OBP: 0.333, SLG: 0.390	F8	P3		G5-3			F8		K	5	0	0	0	0	1	3	Washington Nationals @ Philadelphia Phillies Citizens Bank Park, Philadelphia, PA Wed Sep 21 2011, 7:09 PM - 10:05 PM EDT Att: 45,083 - Cloudy - 70 F					
8 Shane Victorino, S OBP: 0.359, SLG: 0.494	P2	P6					F8		G4-3	4	0	0	0	1	0	3						
27 Placido Polanco, R OBP: 0.341, SLG: 0.343	G4-3		G5-3	G4-3			G1-3			4	0	0	0	0	0	1						
26 Chase Utley, L OBP: 0.342, SLG: 0.424										3	1	0	0	1	2	0						
15 John Mayberry Jr., R OBP: 0.336, SLG: 0.528										4	3	3	2	0	0	0						
29 Raul Ibanez, L OBP: 0.289, SLG: 0.424										4	1	2	1	0	2	0						
10 Ben Francisco, R OBP: 0.343, SLG: 0.370										4	0	3	1	0	1	0						
23 Brian Schneider, L OBP: 0.233, SLG: 0.254			G4-3					G3		4	0	1	0	0	1	3						
49 Vance Worley, R ERA: 3.72										2	0	1	1	0	0	0						
24 Brandon Moss, L ERA: 3.72										1	0	0	0	0	0	1						
56 Joe Blanton, R ERA: 1.04										0	0	0	0	0	0	0						
37 Justin De Fratus, S ERA: 4.5										0	0	0	0	0	0	0						
37 Antonio Bastardo, L ERA: 2.22										0	0	0	0	0	0	0						
39 Michael Schwimer, R ERA: 6.35										0	0	0	0	0	0	0						
7 Ross Gload, L OBP: 0.270, SLG: 0.306										1	0	0	0	0	0	0						
Inning Stats	R: 0 E: 0 K: 0 S: 7	H: 0 LOB: 0 BB: 0 P: 10	R: 2 E: 0 K: 1 S: 17	H: 5 LOB: 3 BB: 0 P: 25	R: 1 E: 0 K: 1 S: 13	H: 3 LOB: 2 BB: 0 P: 19	R: 0 E: 0 K: 0 S: 7	H: 0 LOB: 1 BB: 1 P: 14	R: 0 E: 0 K: 1 S: 7	H: 0 LOB: 0 BB: 0 P: 8	R: 0 E: 0 K: 1 S: 9	H: 1 LOB: 0 BB: 0 P: 9	R: 0 E: 0 K: 0 S: 9	H: 0 LOB: 0 BB: 0 P: 14	R: 2 E: 1 K: 2 S: 16	H: 1 LOB: 1 BB: 0 P: 26	R: 0 E: 0 K: 1 S: 10	H: 0 LOB: 0 BB: 0 P: 16	1B: 9 2B: 0 3B: 0 HR: 1	SF: 0 SAC: 0 DP: 1 HBP: 0	WP: 0 PB: 0 SB: 1 CS: 0	PA: 38
PITCHER	IP WLS BF H R ER SO BB IBB HBP BLK WP HR S P ERA WHIP																					
31 John Lannan, L ERA: 3.72	5.0 W 24 8 3 3 3 1 0 0 0 0 0 0 16 23 5.40 1.800																					
35 Craig Stammen, R ERA: 1.04	2.0 H 6 1 0 0 1 0 0 0 0 0 0 0 16 23 0.00 0.500																					
59 Atahualpa Severino, L ERA: 3.0	0.1 3 1 2 2 1 1 0 0 0 0 0 1 11 18 54.00 6.000																					
60 Todd Coffey, R ERA: 3.59	0.2 H 2 0 0 0 1 0 0 0 0 0 0 0 5 8 0.00 0.000																					
63 Henry Alberto Rodriguez, R ERA: 3.59	1.0 S 3 0 0 0 1 0 0 0 0 0 0 0 10 16 0.00 0.000																					

Batter	1	2	3	4	5	6	7	8	9	AB	R	H	RBI	BB	SO	LOB	TOP						
20 Ian Desmond, R OBP: 0.294, SLG: 0.355	F9		2B		G6-3			2B		4	2	2	1	0	0	1							
2 Roger Bernadina, L OBP: 0.351, SLG: 0.371	G4-3		1B			B5		38 HR		4	1	2	2	0	0	0							
11 Ryan Zimmerman, R (1,5) OBP: 0.351, SLG: 0.446	G5-3		F9		G6-3			38 HR		3	1	0	0	1	0	1							
38 Michael Morse, R OBP: 0.361, SLG: 0.541		F9		G4-3		G5-3		HR		4	1	1	3	0	0	0							
43 Brian Bixler, R OBP: 0.270, SLG: 0.268										0	0	0	0	0	0	0							
19 Lavnce Nix, L OBP: 0.301, SLG: 0.456										3	0	0	0	1	2	0							
36 Tyler Clippard, R OBP: 0.270, SLG: 0.268										0	0	0	0	0	0	0							
45 Doug Slaten, L OBP: 0.270, SLG: 0.268										0	0	0	0	0	0	0							
60 Todd Coffey, R OBP: 0.270, SLG: 0.268										0	0	0	0	0	0	0							
8 Danny Espinosa, S OBP: 0.322, SLG: 0.417										4	0	0	0	0	2	1							
24 Rick Ankiel, L OBP: 0.304, SLG: 0.375										4	1	2	0	0	0	1							
26 Jesus Flores, R OBP: 0.253, SLG: 0.314										4	0	0	0	0	1	2							
41 Brad Peacock, R OBP: 0.167, SLG: 0.107										2	0	0	0	0	0	2							
32 Tom Gorzelanny, R OBP: 0.167, SLG: 0.107										0	0	0	0	0	0	0							
52 Ryan Mattheus, R OBP: 0.282, SLG: 0.258										0	0	0	0	0	0	0							
13 Alex Cora, L OBP: 0.282, SLG: 0.258										1	0	0	0	0	1	0							
14 Chris Marrero, R OBP: 0.302, SLG: 0.330										0	0	0	0	0	0	0							
Inning Stats	R: 0 H: 0 E: 0 K: 0 S: 7	H: 0 LOB: 0 BB: 0 P: 11	R: 0 H: 0 E: 0 K: 2 S: 9	H: 1 LOB: 0 BB: 0 P: 9	R: 2 H: 3 E: 0 K: 1 S: 18	H: 3 LOB: 1 BB: 0 P: 24	R: 0 H: 0 E: 0 K: 0 S: 6	H: 0 LOB: 0 BB: 0 P: 9	R: 0 H: 1 E: 0 K: 0 S: 7	H: 1 LOB: 1 BB: 0 P: 7	R: 0 H: 0 E: 0 K: 0 S: 4	H: 0 LOB: 0 BB: 0 P: 6	R: 0 H: 0 E: 0 K: 0 S: 8	H: 0 LOB: 0 BB: 1 P: 14	R: 4 H: 3 E: 0 K: 2 S: 18	H: 3 LOB: 0 BB: 1 P: 33	R: 0 H: 0 E: 0 K: 1 S: 7	H: 0 LOB: 0 BB: 0 P: 11	1B: 2 2B: 4 3B: 0 HR: 1	SF: 0 SAC: 0 DP: 1 HBP: 0	WP: 0 PB: 0 SB: 1 CS: 0	PA: 35	
PITCHER	IP WLS BF H R ER SO BB IBB HBP BLK WP HR S P ERA WHIP	IP WLS BF H R ER SO BB IBB HBP BLK WP HR S P ERA WHIP	IP WLS BF H R ER SO BB IBB HBP BLK WP HR S P ERA WHIP	IP WLS BF H R ER SO BB IBB HBP BLK WP HR S P ERA WHIP	IP WLS BF H R ER SO BB IBB HBP BLK WP HR S P ERA WHIP	IP WLS BF H R ER SO BB IBB HBP BLK WP HR S P ERA WHIP	IP WLS BF H R ER SO BB IBB HBP BLK WP HR S P ERA WHIP	IP WLS BF H R ER SO BB IBB HBP BLK WP HR S P ERA WHIP	IP WLS BF H R ER SO BB IBB HBP BLK WP HR S P ERA WHIP	IP WLS BF H R ER SO BB IBB HBP BLK WP HR S P ERA WHIP	IP WLS BF H R ER SO BB IBB HBP BLK WP HR S P ERA WHIP	IP WLS BF H R ER SO BB IBB HBP BLK WP HR S P ERA WHIP	IP WLS BF H R ER SO BB IBB HBP BLK WP HR S P ERA WHIP	IP WLS BF H R ER SO BB IBB HBP BLK WP HR S P ERA WHIP	IP WLS BF H R ER SO BB IBB HBP BLK WP HR S P ERA WHIP	IP WLS BF H R ER SO BB IBB HBP BLK WP HR S P ERA WHIP	IP WLS BF H R ER SO BB IBB HBP BLK WP HR S P ERA WHIP	IP WLS BF H R ER SO BB IBB HBP BLK WP HR S P ERA WHIP	IP WLS BF H R ER SO BB IBB HBP BLK WP HR S P ERA WHIP	IP WLS BF H R ER SO BB IBB HBP BLK WP HR S P ERA WHIP	IP WLS BF H R ER SO BB IBB HBP BLK WP HR S P ERA WHIP	IP WLS BF H R ER SO BB IBB HBP BLK WP HR S P ERA WHIP	IP WLS BF H R ER SO BB IBB HBP BLK WP HR S P ERA WHIP

Washington Nationals @ Philadelphia Phillies
Citizens Bank Park, Philadelphia, PA
Thu Sep 22 2011, 7:09 PM - 9:42 PM EDT
Att: 45,064 - Cloudy - 76 F


AB 33
R 6
H 7
RBI 6
BB 2
SO 6
LOB 8



Batter	1	2	3	4	5	6	7	8	9	AB	R	H	RBI	BB	SO	LOB	BOTTOM						
11 Jimmy Rollins, S OBP: 0.333, SLG: 0.388	F7		F8			26 BB		F9		3	0	0	0	1	0	0							
8 Shane Victorino, S OBP: 0.357, SLG: 0.490	L7				F8			F8		4	0	0	0	0	0	2							
26 Chase Utley, L OBP: 0.341, SLG: 0.421	F7				P6			P4		3	0	0	0	1	1	0							
29 Raul Ibanez, L OBP: 0.287, SLG: 0.421		F8			F9			F8		4	0	0	0	0	0	3							
7 Ross Gload, L OBP: 0.285, SLG: 0.300										2	0	0	0	0	0	0							
15 John Mayberry Jr., R OBP: 0.337, SLG: 0.532										2	1	1	0	0	0	0							
51 Carlos Ruiz, R OBP: 0.372, SLG: 0.386										4	0	3	1	0	0	0							
16 John Bowker, L OBP: 0.200, SLG: 0.179										2	0	0	0	0	0	1							
10 Ben Francisco, R OBP: 0.340, SLG: 0.387										2	0	0	0	0	0	2							
5 Pete Orr, L OBP: 0.279, SLG: 0.250										3	0	0	0	0	1	1							
44 Roy Oswalt, R OBP: 0.171, SLG: 0.081										1	0	0	0	1	1	0							
54 Brad Lidge, R OBP: 0.340, SLG: 0.387										0	0	0	0	0	0	0							
24 Brandon Moss, L OBP: 0.340, SLG: 0.387										1	0	0	0	0	0	0							
55 Joe Savery, L OBP: 0.340, SLG: 0.387										0	0	0	0	0	0	0							
Inning Stats	R: 0 H: 0 E: 0 K: 0 S: 7	H: 1 LOB: 1 BB: 0 P: 10	R: 0 H: 0 E: 0 K: 2 S: 8	H: 0 LOB: 0 BB: 0 P: 11	R: 0 H: 0 E: 0 K: 0 S: 5	H: 0 LOB: 0 BB: 0 P: 8	R: 0 H: 0 E: 0 K: 0 S: 8	H: 0 LOB: 0 BB: 3 P: 27	R: 0 H: 1 E: 0 K: 0 S: 8	H: 1 LOB: 1 BB: 0 P: 8	R: 0 H: 0 E: 0 K: 0 S: 8	H: 0 LOB: 0 BB: 0 P: 10	R: 0 H: 0 E: 0 K: 0 S: 8	R: 1 H: 2 E: 1 K: 1 S: 11	H: 2 LOB: 1 BB: 0 P: 18	1B: 3 2B: 1 3B: 0 HR: 0	SF: 0 SAC: 0 DP: 0 HBP: 0	WP: 0 PB: 0 SB: 0 CS: 0	PA: 34				
PITCHER	IP WLS BF H R ER SO BB IBB HBP BLK WP HR S P ERA WHIP	IP WLS BF H R ER SO BB IBB HBP BLK WP HR S P ERA WHIP	IP WLS BF H R ER SO BB IBB HBP BLK WP HR S P ERA WHIP	IP WLS BF H R ER SO BB IBB HBP BLK WP HR S P ERA WHIP	IP WLS BF H R ER SO BB IBB HBP BLK WP HR S P ERA WHIP	IP WLS BF H R ER SO BB IBB HBP BLK WP HR S P ERA WHIP	IP WLS BF H R ER SO BB IBB HBP BLK WP HR S P ERA WHIP	IP WLS BF H R ER SO BB IBB HBP BLK WP HR S P ERA WHIP	IP WLS BF H R ER SO BB IBB HBP BLK WP HR S P ERA WHIP	IP WLS BF H R ER SO BB IBB HBP BLK WP HR S P ERA WHIP	IP WLS BF H R ER SO BB IBB HBP BLK WP HR S P ERA WHIP	IP WLS BF H R ER SO BB IBB HBP BLK WP HR S P ERA WHIP	IP WLS BF H R ER SO BB IBB HBP BLK WP HR S P ERA WHIP	IP WLS BF H R ER SO BB IBB HBP BLK WP HR S P ERA WHIP	IP WLS BF H R ER SO BB IBB HBP BLK WP HR S P ERA WHIP	IP WLS BF H R ER SO BB IBB HBP BLK WP HR S P ERA WHIP	IP WLS BF H R ER SO BB IBB HBP BLK WP HR S P ERA WHIP	IP WLS BF H R ER SO BB IBB HBP BLK WP HR S P ERA WHIP	IP WLS BF H R ER SO BB IBB HBP BLK WP HR S P ERA WHIP	IP WLS BF H R ER SO BB IBB HBP BLK WP HR S P ERA WHIP	IP WLS BF H R ER SO BB IBB HBP BLK WP HR S P ERA WHIP	IP WLS BF H R ER SO BB IBB HBP BLK WP HR S P ERA WHIP	IP WLS BF H R ER SO BB IBB HBP BLK WP HR S P ERA WHIP

Washington Nationals @ Philadelphia Phillies
Citizens Bank Park, Philadelphia, PA
Thu Sep 22 2011, 7:09 PM - 9:42 PM EDT
Att: 45,064 - Cloudy - 76 F

AB 31
R 1
H 4
RBI 1
BB 3
SO 3
LOB 9



Batter	1	2	3	4	5	6	7	8	9	AB	R	H	RBI	BB	SO	LOB	TOP					
11 Jimmy Rollins, S OBP: 0.332, SLG: 0.386				L4		F9		IBB		3	0	0	0	1	1	1	Philadelphia Phillies @ New York Mets Citi Field, Flushing, NY Sat Sep 24 2011, 1:13 PM - 3:39 PM EDT Att: 33,961 - Cloudy - 76 F					
27 Placido Polanco, R OBP: 0.335, SLG: 0.340				G4-3		G6-3		G3		4	0	0	0	0	0	2						
8 Shane Victorino, S OBP: 0.356, SLG: 0.490				F7				G3-1		4	1	1	0	0	1	0						
6 Ryan Howard, L OBP: 0.342, SLG: 0.488					P5					4	0	1	1	0	1	0						
29 Raul Ibanez, L OBP: 0.288, SLG: 0.422					G4-3					4	0	2	0	0	0	0						
5 Pete Orr, L OBP: 0.279, SLG: 0.250					G4-3					0	0	0	0	0	0	0						
15 John Mayberry Jr., R OBP: 0.336, SLG: 0.525					P3					3	0	0	0	1	1	2						
51 Carlos Ruiz, R OBP: 0.373, SLG: 0.385										3	0	1	0	1	0	2						
21 Wilson Valdez, R OBP: 0.294, SLG: 0.342										2	0	0	0	0	1	1						
35 Cole Hamels, L OBP: 0.197, SLG: 0.191										1	0	0	0	0	0	0						
3 Hunter Pence, R OBP: 0.367, SLG: 0.493										1	0	0	0	0	1	1						
54 Brad Lidge, R										0	0	0	0	0	0	0						
Inning Stats	R: 0 E: 0 K: 2 S: 13	H: 0 LOB: 0 BB: 0 P: 15	R: 0 E: 0 K: 1 S: 9	H: 0 LOB: 0 BB: 0 P: 13	R: 0 E: 0 K: 0 S: 9	H: 0 LOB: 0 BB: 0 P: 13	R: 0 E: 0 K: 0 S: 6	H: 0 LOB: 0 BB: 0 P: 9	R: 0 E: 0 K: 1 S: 10	H: 0 LOB: 0 BB: 0 P: 14	R: 0 E: 0 K: 1 S: 13	H: 0 LOB: 1 BB: 1 P: 20	R: 1 E: 0 K: 0 S: 12	H: 3 LOB: 1 BB: 0 P: 17	R: 0 E: 0 K: 1 S: 9	H: 1 LOB: 2 BB: 1 P: 17	R: 0 E: 0 K: 1 S: 13	H: 1 LOB: 1 BB: 1 P: 20	1B: 4 2B: 1 3B: 0 HR: 0	SF: 0 SAC: 2 DP: 1 HBP: 0	WP: 1 PB: 0 SB: 0 CS: 0	PA: 34
PITCHER	IP WLS BF H R ER SO BB IBB HBP BLK WP HR S P ERA WHIP																					
43 R.A. Dickey, R ERA: 3.28	(1, 1) 7.0 24 3 1 1 4 1 0 0 0 0 1 0 72 101 1.29 0.571																					
47 Miguel Batista, R ERA: 4.24	(8, 1) 0.2 4 1 0 0 1 0 1 0 0 0 0 0 7 14 0.00 1.500																					
39 Bobby Parnell, R ERA: 3.83	(8, 1) 0.1 W 1 0 0 0 0 0 0 0 0 0 0 0 2 3 0.00 0.000																					
46 Manny Acosta, R ERA: 3.45	(9, 1) 1.0 S 5 1 0 0 1 1 0 0 0 0 0 0 0 13 20 0.00 2.000																					

Batter	1	2	3	4	5	6	7	8	9	AB	R	H	RBI	BB	SO	LOB	BOTTOM					
7 José Reyes, S OBP: 0.377, SLG: 0.477								L8		3	0	1	0	1	1	0	Philadelphia Phillies @ New York Mets Citi Field, Flushing, NY Sat Sep 24 2011, 1:13 PM - 3:39 PM EDT Att: 33,961 - Cloudy - 76 F					
11 Rubén Tejada, R OBP: 0.356, SLG: 0.336				F7		FC6-4				3	1	1	0	0	0	1						
5 David Wright, R OBP: 0.347, SLG: 0.437										3	0	1	1	1	1	0						
44 Jason Bay, R OBP: 0.329, SLG: 0.374										1	0	0	0	0	0	2						
3 Josh Satin, R OBP: 0.250, SLG: 0.313										3	0	1	0	0	1	1						
6 Nick Evans, R OBP: 0.316, SLG: 0.403										4	0	1	0	0	1	1						
22 Willie Harris, L OBP: 0.360, SLG: 0.329										2	0	0	0	1	2	2						
4 Mike Nickeas, R OBP: 0.246, SLG: 0.264										3	0	0	0	0	0	3						
20 Jason Pridie, L OBP: 0.296, SLG: 0.332										2	0	0	0	0	1	1						
15 Valentino Pascucci, R OBP: 0.250, SLG: 0.625										1	1	1	1	0	0	0						
23 Mike Baxter, L OBP: 0.346, SLG: 0.435										0	0	0	0	0	0	0						
43 R.A. Dickey, R OBP: 0.150, SLG: 0.136										2	0	0	0	0	1	0						
9 Ronny Paulino, R OBP: 0.318, SLG: 0.345										1	0	0	0	0	0	0						
47 Miguel Batista, R										0	0	0	0	0	0	0						
39 Bobby Parnell, R										0	0	0	0	0	0	0						
46 Manny Acosta, R										0	0	0	0	0	0	0						
Inning Stats	R: 0 E: 0 K: 0 S: 7	H: 1 LOB: 1 BB: 1 P: 15	R: 0 E: 0 K: 1 S: 8	H: 0 LOB: 1 BB: 1 P: 15	R: 0 E: 0 K: 2 S: 7	H: 0 LOB: 0 BB: 0 P: 11	R: 0 E: 0 K: 1 S: 11	H: 2 LOB: 2 BB: 0 P: 13	R: 0 E: 0 K: 0 S: 5	H: 0 LOB: 0 BB: 1 P: 9	R: 0 E: 0 K: 2 S: 9	H: 0 LOB: 0 BB: 0 P: 16	R: 1 E: 0 K: 1 S: 11	H: 1 LOB: 0 BB: 0 P: 14	R: 1 E: 0 K: 1 S: 18	H: 2 LOB: 1 BB: 0 P: 30	R: 1 E: 0 K: 1 S: 18	H: 2 LOB: 1 BB: 0 P: 30	1B: 4 2B: 1 3B: 0 HR: 1	SF: 0 SAC: 1 DP: 1 HBP: 0	WP: 0 PB: 0 SB: 3 CS: 0	PA: 32
PITCHER	IP WLS BF H R ER SO BB IBB HBP BLK WP HR S P ERA WHIP																					
35 Cole Hamels, L ERA: 2.75	(1, 1) 7.0 27 4 1 1 7 3 0 0 0 0 0 0 1 58 93 1.29 1.000																					
54 Brad Lidge, R ERA: 1.56	(8, 1) 1.0 L 5 2 1 1 1 0 0 0 0 0 0 0 0 18 30 9.00 2.000																					



Batter	1	2	3	4	5	6	7	8	9	AB	R	H	RBI	BB	SO	LOB	TOP					
11 Jimmy Rollins, S OBP: 0.334, SLG: 0.388										5	0	3	1	0	0	1	Philadelphia Phillies @ New York Mets Citi Field, Flushing, NY Sat Sep 24 2011, 7:12 PM - 10:00 PM EDT Att: 32,437 - Cloudy - 74 F					
8 Shane Victorino, S OBP: 0.356, SLG: 0.489										3	0	1	0	0	0	2						
10 Ben Francisco, R OBP: 0.339, SLG: 0.365										1	0	0	0	0	0	0						
26 Chase Utley, L OBP: 0.343, SLG: 0.423										3	0	1	0	1	0	0						
3 Hunter Pence, R OBP: 0.365, SLG: 0.490										4	1	0	0	0	0	5						
15 John Mayberry Jr., R OBP: 0.333, SLG: 0.517										4	0	0	0	0	2	4						
7 Ross Gload, L OBP: 0.279, SLG: 0.327										3	1	2	1	0	0	0						
51 Carlos Ruiz, R OBP: 0.373, SLG: 0.394										1	0	0	0	0	0	0						
7 Michael Martinez, S OBP: 0.261, SLG: 0.286										0	0	0	0	0	0	0						
23 Brian Schneider, L OBP: 0.333, SLG: 0.500										2	0	1	0	1	0	1						
31 Erik Kratz, R OBP: 0.333, SLG: 0.500										1	0	1	0	0	0	0						
21 Wilson Valdez, R OBP: 0.294, SLG: 0.342										3	1	1	1	0	0	1						
29 Raul Ibanez, L OBP: 0.288, SLG: 0.421										1	0	0	0	0	0	1						
66 Alex Blanton, R OBP: 0.288, SLG: 0.421										1	0	0	0	0	0	2						
67 David Herndon, R OBP: 0.288, SLG: 0.421										1	0	0	0	0	0	0						
16 John Bowyer, L OBP: 0.288, SLG: 0.421										1	0	0	0	0	0	0						
37 Justin De Fratus, S OBP: 0.288, SLG: 0.421										1	0	0	0	0	0	0						
8 Ryan Lounds, L OBP: 0.288, SLG: 0.421										1	0	0	0	0	0	0						
9 Ryan Lounds, L OBP: 0.288, SLG: 0.421										1	0	0	0	0	0	0						
Inning Stats	R: 0 E: 0 K: 0 S: 9	H: 2 LOB: 2 BB: 1 P: 15	R: 2 E: 0 K: 0 S: 15	H: 4 LOB: 1 BB: 0 P: 23	R: 1 E: 1 K: 1 S: 9	H: 1 LOB: 0 BB: 0 P: 15	R: 0 E: 0 K: 1 S: 8	H: 1 LOB: 0 BB: 0 P: 12	R: 0 E: 0 K: 0 S: 7	H: 0 LOB: 1 BB: 0 P: 11	R: 0 E: 0 K: 0 S: 11	H: 0 LOB: 1 BB: 1 P: 15	R: 0 E: 0 K: 1 S: 6	H: 0 LOB: 0 BB: 0 P: 10	R: 0 E: 0 K: 1 S: 6	H: 0 LOB: 0 BB: 0 P: 8	R: 0 E: 0 K: 0 S: 13	H: 1 LOB: 2 BB: 1 P: 22	1B: 7 2B: 4 3B: 0 HR: 0	SF: 0 SAC: 0 DP: 3 HBP: 0	WP: 0 PB: 0 SB: 0 CS: 1	PA: 38
PITCHER	IP WLS BF H R ER SO BB IBB HBP BLK WP HR S P ERA WHIP	6.0 W 27 9 3 2 2 2 0 0 0 0 0 0 59 91 3.00 1.833	1.2 H 5 0 0 0 1 0 0 0 0 0 0 0 10 16 0.00 0.000	0.1 H 1 0 0 0 0 0 0 0 0 0 0 0 2 2 0.00 0.000	1.0 S 4 1 0 0 0 1 0 0 0 0 0 0 13 22 0.00 2.000	PITCHER																
35 Dillon Gee, R ERA: 4.43																						
39 Bobby Parnell, R ERA: 3.72																						
19 Daniel Herrera, L ERA: 4.82																						
46 Manny Acosta, R ERA: 3.38																						
Batter	1	2	3	4	5	6	7	8	9	AB	R	H	RBI	BB	SO	LOB	BOTTOM					
11 Rubén Tejada, R OBP: 0.357, SLG: 0.334										4	1	1	1	0	0	1	Philadelphia Phillies @ New York Mets Citi Field, Flushing, NY Sat Sep 24 2011, 7:12 PM - 10:00 PM EDT Att: 32,437 - Cloudy - 74 F					
2 Justin Turner, R OBP: 0.335, SLG: 0.355										3	1	0	0	1	0	1						
22 Willie Harris, L OBP: 0.359, SLG: 0.327										4	1	1	0	0	0	1						
5 David Wright, R OBP: 0.346, SLG: 0.434										3	1	0	0	1	2	1						
6 Nick Evans, R OBP: 0.314, SLG: 0.405										4	1	1	1	0	2	0						
30 Josh Thole, L OBP: 0.346, SLG: 0.347																						

Batter	1	2	3	4	5	6	7	8	9	AB	R	H	RBI	BB	SO	LOB	TOP								
11 Jimmy Rollins, S OBP: 0.338, SLG: 0.396	F7		G6-3						F8	5	1	2	1	0	0	0	Philadelphia Phillies @ Atlanta Braves Turner Field, Atlanta, GA Mon Sep 26 2011, 7:10 PM - 10:07 PM EDT Att: 42,597 - Partly Cloudy - 81 F								
26 Chase Utley, L OBP: 0.339, SLG: 0.415	F9			G4-1	G4-3		K			4	0	0	0	0	1										
3 Hunter Pence, R OBP: 0.367, SLG: 0.497	F9				G1-3					4	1	1	0	0	0										
6 Ryan Howard, L OBP: 0.346, SLG: 0.489										4	0	2	0	0	1										
8 Shane Victorino, S OBP: 0.357, SLG: 0.494										3	2	0	1	0	1										
29 Raul Ibanez, L OBP: 0.290, SLG: 0.421										4	0	2	2	0	0										
27 Placido Polanco, R OBP: 0.337, SLG: 0.340										4	0	1	1	0	0										
51 Carlos Ruiz, R OBP: 0.376, SLG: 0.387										4	0	0	0	0	0										
33 Cliff Lee, L OBP: 0.288, SLG: 0.307										2	0	0	0	0	0										
10 Ben Francisco, R OBP: 0.338, SLG: 0.394										1	0	0	0	0	0										
55 Joe Savery, L OBP: 0.333, SLG: 0.390										0	0	0	0	0	0										
40 Michael Stutes, R ERA: 3.69										0	0	0	0	0	0										
54 Brad Lidge, R ERA: 1.47										1	0	0	0	0	0										
15 John Mayberry Jr., R OBP: 0.305, SLG: 0.417										0	0	0	0	0	0										
46 Ryan Madson, L ERA: 2.41										0	0	0	0	0	0										
Inning Stats	R: 0 E: 0 K: 0 S: 8	H: 0 LOB: 0 BB: 0 P: 12	R: 0 E: 0 K: 0 S: 10	H: 1 LOB: 1 BB: 0 P: 16	R: 0 E: 0 K: 0 S: 6	H: 0 LOB: 0 BB: 0 P: 9	R: 1 E: 0 K: 0 S: 20	H: 3 LOB: 3 BB: 1 P: 35	R: 1 E: 0 K: 0 S: 6	H: 1 LOB: 0 BB: 0 P: 10	R: 1 E: 0 K: 0 S: 12	H: 2 LOB: 1 BB: 0 P: 19	R: 0 E: 0 K: 1 S: 10	H: 1 LOB: 1 BB: 0 P: 12	R: 1 E: 0 K: 1 S: 9	H: 2 LOB: 0 BB: 0 P: 13	R: 0 E: 0 K: 0 S: 5	H: 0 LOB: 0 BB: 0 P: 9	1B: 7 2B: 1 3B: 1 HR: 1	SF: 0 SAC: 0 DP: 1 HBP: 0	WP: 0 PB: 0 SB: 0 CS: 0	PA: 37			
PITCHER	IP WLS BF H R ER SO BB IBB HBP BLK WP HR S P ERA WHIP																								
40 Randall Delgado, R ERA: 2.83	5.0	21	5	2	2	0	1	0	0	0	0	0	0	1	50	82	3.60	1.200							
50 Cristhian Martinez, R ERA: 3.4	0.1	L	2	1	1	1	0	0	0	0	0	0	0	0	4	6	27.00	3.000							
34 Eric O'Flaherty, L ERA: 0.99	1.2		7	2	0	0	1	0	0	0	0	0	0	18	25	0.00	1.200								
39 Jonny Venters, L ERA: 1.86	1.0		4	2	1	1	1	0	0	0	0	0	0	9	13	9.00	2.000								
36 Anthony Varvaro, R ERA: 2.74	1.0		3	0	0	0	0	0	0	0	0	0	0	5	9	0.00	0.000								
Batter	1	2	3	4	5	6	7	8	9	AB	R	H	RBI	BB	SO	LOB	BOTTOM								
24 Michael Bourn, L OBP: 0.347, SLG: 0.385	L5	G4-3								3	0	0	0	1	1		Philadelphia Phillies @ Atlanta Braves Turner Field, Atlanta, GA Mon Sep 26 2011, 7:10 PM - 10:07 PM EDT Att: 42,597 - Partly Cloudy - 81 F								
14 Martin Prado, R OBP: 0.304, SLG: 0.383	F8		F8							4	0	1	0	0	1										
10 Chipper Jones, S OBP: 0.349, SLG: 0.479										4	1	2	1	0	1										
26 Dan Uggla, R OBP: 0.311, SLG: 0.453										4	0	2	0	0	2										
5 Freddie Freeman, L OBP: 0.349, SLG: 0.452										4	0	0	0	0	1										
16 Brian McCann, L OBP: 0.351, SLG: 0.465										4	0	0	0	0	1										
23 Matt Diaz, R OBP: 0.303, SLG: 0.324										3	1	1	0	0	0										
22 Jason Heyward, L OBP: 0.320, SLG: 0.390										1	0	0	0	0	0										
2 Alex Gonzalez, R OBP: 0.270, SLG: 0.372										3	0	1	1	0	2										
40 Randall Delgado, R ERA: 2.4	6.0	W	23	5	2	2	6	0	0	0	0	0	0	0	0	1									
55 Joe Savery, L ERA: 3.69	0.1	H	1	0	0	0	0	0	0	0	0	2	2	0.00	0.000										
40 Michael Stutes, R ERA: 3.69	0.2	H	2	0	0	0	1	0	0	0	7	11	0.00	0.000											
54 Brad Lidge, R ERA: 1.47	1.0	H	4	1	0	0	1	1	0	0	11	20	0.00	2.000											
46 Ryan Madson, R ERA: 2.41	1.0	S	4	1	0	0	2	0	0	0	11	16	0.00	1.000											
Inning Stats	R: 1 E: 0 K: 0 S: 12	H: 2 LOB: 1 BB: 0 P: 16	R: 1 E: 0 K: 0 S: 15	H: 2 LOB: 1 BB: 0 P: 21	R: 0 E: 0 K: 2 S: 8	H: 0 LOB: 0 BB: 0 P: 13	R: 0 E: 0 K: 0 S: 14	H: 0 LOB: 0 BB: 0 P: 20	R: 0 E: 0 K: 2 S: 7	H: 0 LOB: 0 BB: 0 P: 9	R: 0 E: 0 K: 2 S: 11	H: 1 LOB: 1 BB: 0 P: 13	R: 0 E: 0 K: 1 S: 9	H: 0 LOB: 0 BB: 0 P: 13	R: 0 E: 0 K: 1 S: 11	H: 1 LOB: 1 BB: 1 P: 20	R: 0 E: 0 K: 2 S: 11	H: 1 LOB: 1 BB: 0 P: 16	1B: 1 2B: 5 3B: 0 HR: 1	SF: 0 SAC: 0 DP: 1 HBP: 0	WP: 0 PB: 0 SB: 0 CS: 0	PA: 34			
PITCHER	IP WLS BF H R ER SO BB IBB HBP BLK WP HR S P ERA WHIP																								
33 Cliff Lee, L ERA: 2.4	6.0	W	23	5	2	2	6	0	0	0	0	0	0	0	0	1									
55 Joe Savery, L ERA: 3.69	0.1	H	1	0	0	0	0	0	0	0	2	2	0.00	0.000											
40 Michael Stutes, R ERA: 3.69	0.2	H	2	0	0	0	1	0	0	0	7	11	0.00	0.000											
54 Brad Lidge, R ERA: 1.47	1.0	H	4	1	0	0	1	1	0	0	11	20	0.00	2.000											
46 Ryan Madson, R ERA: 2.41	1.0	S	4	1	0	0	2	0	0	0	11	16	0.00	1.000											

Batter	1	2	3	4	5	6	7	8	9	AB	R	H	RBI	BB	SO	LOB	TOP					
11 Jimmy Rollins, S OBP: 0.340, SLG: 0.403	G4-3		1B		1B		HR		F7	5	2	3	2	0	0	1	Philadelphia Phillies @ Atlanta Braves Turner Field, Atlanta, GA Tue Sep 27 2011, 7:11 PM - 9:41 PM EDT Att: 38,663 - Partly Cloudy - 76 F					
26 Chase Utley, L OBP: 0.341, SLG: 0.424	HR		F8		F7		G1-4-3			4	1	2	1	0	0	3						
3 Hunter Pence, R OBP: 0.366, SLG: 0.502	K		SF7		HR		G1-4-3			3	1	1	3	0	1	1						
6 Ryan Howard, L OBP: 0.344, SLG: 0.486	G5-3		G4-3		K				G3-1	4	0	0	0	0	1	1						
8 Shane Victorino, S OBP: 0.356, SLG: 0.492	G4-3				G4-3				F8	4	1	1	0	0	0	0						
29 Raul Ibanez, L OBP: 0.290, SLG: 0.420	G4-3								P5	4	0	1	0	0	1	0						
37 Antonio Bastardo, R Kyle Kendrick, R OBP: 0.269, SLG: 0.208	G4-3				1B		K2-3			0	0	0	0	0	0	0						
27 Placido Polanco, R OBP: 0.334, SLG: 0.338	F8		SF9		1B		K		G6-3	3	0	0	1	0	1	0						
51 Carlos Ruiz, R OBP: 0.375, SLG: 0.388					K		G5-3		K	4	1	1	0	0	2	1						
44 Roy Oswalt, R OBP: 0.167, SLG: 0.079										1	1	0	0	0	0	1						
16 John Bowker, L OBP: 0.168, SLG: 0.167					G3		K			1	0	0	0	0	1	0						
55 Joe Savery, L										0	0	0	0	0	0	0						
15 John Mayberry Jr., R OBP: 0.341, SLG: 0.519									BB	0	0	0	0	1	0	0						
Inning Stats	R: 1 E: 0 K: 1 S: 10	H: 1 LOB: 0 BB: 0 P: 17	R: 0 E: 0 K: 0 S: 9	H: 0 LOB: 0 BB: 0 P: 13	R: 2 E: 0 K: 0 S: 12	H: 2 LOB: 1 BB: 0 P: 21	R: 1 E: 0 K: 1 S: 13	H: 2 LOB: 1 BB: 0 P: 18	R: 2 E: 0 K: 1 S: 16	H: 2 LOB: 0 BB: 0 P: 24	R: 0 E: 0 K: 2 S: 8	H: 0 LOB: 0 BB: 0 P: 12	R: 1 E: 0 K: 1 S: 10	H: 2 LOB: 0 BB: 0 P: 18	R: 0 E: 0 K: 0 S: 4	H: 0 LOB: 0 BB: 0 P: 7	R: 0 E: 0 K: 1 S: 10	H: 0 LOB: 1 BB: 1 P: 16	1B: 5 2B: 1 3B: 0 HR: 3	SF: 2 SAC: 1 DP: 1 HBP: 0	WP: 0 PB: 1 SB: 1 CS: 0	PA: 37
PITCHER	IP WLS BF H R ER SO BB IBB HBP BLK WP HR S P ERA WHIP																					
32 Derek Lowe, R ERA: 5.05	4.0 L 19 6 5 5 2 0 0 0 0 0 0 1 45 72 11.25 1.500																					
59 Aroldys Vizcaino, R ERA: 4.57	1.0 4 1 1 1 1 0 0 0 0 0 0 1 15 21 9.00 1.000																					
27 Julio Teheran, R ERA: 5.03	3.0 2 1 1 3 0 0 0 0 0 0 1 22 37 3.00 0.667																					
19 Scott Linebrink, R ERA: 3.54	1.0 4 0 0 0 1 1 0 0 0 0 0 0 10 16 0.00 1.000																					

Batter	1	2	3	4	5	6	7	8	9	AB	R	H	RBI	BB	SO	LOB	BOTTOM					
24 Michael Bourn, L OBP: 0.346, SLG: 0.384	F8		1B		K				K	4	0	1	0	0	2	0	Philadelphia Phillies @ Atlanta Braves Turner Field, Atlanta, GA Tue Sep 27 2011, 7:11 PM - 9:41 PM EDT Att: 38,663 - Partly Cloudy - 76 F					
14 Martin Prado, R OBP: 0.304, SLG: 0.387	G4-3		E6		G4-3		G4-3		HR	4	1	1	1	0	0	1						
10 Chipper Jones, S OBP: 0.348, SLG: 0.476			G1-6-3		G6-3		G6-3		P6	3	0	0	0	1	0	2						
26 Dan Uggla, R OBP: 0.309, SLG: 0.450	F8				F9		K		G6-3	4	0	0	0	0	1	1						
5 Freddie Freeman, L OBP: 0.347, SLG: 0.449	G5-3		G4-3		G4-3		F9		K	4	0	0	0	0	1	0						
16 Brian McCann, L OBP: 0.352, SLG: 0.469			1B		2B		K			3	0	2	0	0	1	0						
2 Alex Gonzalez, R OBP: 0.270, SLG: 0.372					G3		G6-3			0	0	0	0	0	0	0						
1 Jack Wilson, R OBP: 0.275, SLG: 0.286	P3								G6-3	3	0	0	0	0	0	2						
22 Jason Heyward, L OBP: 0.319, SLG: 0.388									G6-3	2	0	0	0	0	2	1						
7 Brooks Conrad, S OBP: 0.328, SLG: 0.392			K						F8	1	0	0	0	0	0	0						
19 Scott Linebrink, R ERA: 2.64										0	0	0	0	0	0	0						
32 Derek Lowe, R OBP: 0.225, SLG: 0.390										1	0	0	0	0	0	0						
59 Aroldys Vizcaino, R ERA: 3.85										0	0	0	0	0	0	0						
17 Jose Constanza, L OBP: 0.243, SLG: 0.386										1	0	0	0	0	0	0						
27 Julio Teheran, R ERA: 5.03										0	0	0	0	0	0	0						
23 Matt Diaz, R OBP: 0.302, SLG: 0.323										1	0	0	0	0	0	0						
Inning Stats	R: 0 E: 0 K: 0 S: 6	H: 0 LOB: 1 BB: 1 P: 11	R: 0 E: 0 K: 1 S: 13	H: 1 LOB: 1 BB: 0 P: 21	R: 0 E: 1 K: 0 S: 10	H: 1 LOB: 1 BB: 0 P: 14	R: 0 E: 0 K: 0 S: 8	H: 1 LOB: 1 BB: 0 P: 10	R: 0 E: 0 K: 2 S: 8	H: 0 LOB: 0 BB: 0 P: 13	R: 0 E: 0 K: 1 S: 11	H: 0 LOB: 0 BB: 0 P: 16	R: 0 E: 0 K: 1 S: 6	H: 0 LOB: 0 BB: 0 P: 10	R: 0 E: 0 K: 1 S: 9	H: 0 LOB: 0 BB: 0 P: 12	R: 1 E: 0 K: 1 S: 11	H: 1 LOB: 0 BB: 0 P: 17	1B: 2 2B: 1 3B: 0 HR: 1	SF: 0 SAC: 0 DP: 1 HBP: 0	WP: 0 PB: 0 SB: 1 CS: 0	PA: 32
PITCHER	IP WLS BF H R ER SO BB IBB HBP BLK WP HR S P ERA WHIP																					
44 Roy Oswalt, R ERA: 3.85	6.0 W 22 3 0 0 0 1 0 0 0 0 0 0 56 85 0.00 0.667																					
55 Joe Savery, L ERA: 3.85	1.0 3 0 0 0 1 0 0 0 0 0 0 0 6 10 0.00 0.000																					
37 Antonio Bastardo, L ERA: 2.64	1.0 3 0 0 0 1 0 0 0 0 0 0 0 9 12 0.00 0.000																					
Kyle Kendrick, R ERA: 3.22	1.0 4 1 1 1 1 0 0 0 0 0 0 1 11 17 9.00 1.000																					



Batter	1	2	3	4	5	6	7	8	9	10	11	12	13	AB	R	H	RBI	BB	SO	LOB	TOP
11 Jimmy Rollins, S OBP: 0.336, SLG: 0.399	G4-3		G4-3		F8			G3			G3-1		F8	6	0	0	0	1	0	1	
26 Chase Utley, L OBP: 0.344, SLG: 0.425	F8		G3					15 BB 3 G1-3		SF7			3 BB	4	0	2	1	2	0	0	
3 Hunter Pence, R OBP: 0.370, SLG: 0.502	6 BB				15 FC5-4 6 1B			G1-3					3 BB	4	1	2	1	3	0	2	
6 Ryan Howard, L 7 Michael Martinez, S OBP: 0.298, SLG: 0.262	1-H 2B				15 FC5-4 1B			K			P5		F9	3	0	2	1	0	1	0	
15 John Mayberry Jr., R OBP: 0.347, SLG: 0.513	K				FC5-4			G4-3			G1-3			5	0	1	0	1	1	3	
29 Raul Ibanez, L OBP: 0.289, SLG: 0.419	F7				K			G4-3			F7		G4-6-3	6	1	1	0	0	2	6	
27 Placido Polanco, R OBP: 0.335, SLG: 0.339	F9				G4-3			27 1B 51 E			K		G6-3	4	0	2	0	0	0	2	
5 Pete Orr, L OBP: 0.274, SLG: 0.250	G4-3							51 1B						0	1	0	0	0	0	0	
21 Wilson Valdez, R OBP: 0.294, SLG: 0.341								11 BB 26 SF7						2	0	1	0	0	0	0	
51 Carlos Ruiz, R OBP: 0.371, SLG: 0.383	G6-3				G6-3			E6			K		K	5	0	0	1	0	2	3	
39 Michael Schwimer, R								8 G4-6-3						0	0	0	0	0	0	0	
37 Justin De Fratus, S								1-H 3-H						1	0	0	0	0	0	1	
9 Dominic Brown, L OBP: 0.333, SLG: 0.361								G4-6-3						0	0	0	0	0	0	0	
57 David Herndon, R								1-H						0	0	0	0	0	0	0	
46 Jonathon Slocum, L OBP: 0.289, SLG: 0.419								G4-6-3						6	1	0	0	0	0	0	
44 Vance Worley, R OBP: 0.274, SLG: 0.250														0	1	0	0	0	0	0	
49 Vance Worley, R OBP: 0.294, SLG: 0.341														2	0	1	0	0	0	0	
46 Ryan Madson, L OBP: 0.289, SLG: 0.419														0	0	0	0	0	0	0	
44 Vance Worley, R OBP: 0.274, SLG: 0.250														0	0	0	0	0	0	0	
49 Vance Worley, R OBP: 0.294, SLG: 0.341														0	0	0	0	0	0	0	
46 Ryan Madson, L OBP: 0.289, SLG: 0.419														0	0	0	0	0	0	0	
44 Vance Worley, R OBP: 0.274, SLG: 0.250														0	0	0	0	0	0	0	
49 Vance Worley, R OBP: 0.294, SLG: 0.341														0	0	0	0	0	0	0	
46 Ryan Madson, L OBP: 0.289, SLG: 0.419														0	0	0	0	0	0	0	
44 Vance Worley, R OBP: 0.274, SLG: 0.250														0	0	0	0	0	0	0	
49 Vance Worley, R OBP: 0.294, SLG: 0.341														0	0	0	0	0	0	0	
46 Ryan Madson, L OBP: 0.289, SLG: 0.419														0	0	0	0	0	0	0	
44 Vance Worley, R OBP: 0.274, SLG: 0.250														0	0	0	0	0	0	0	
49 Vance Worley, R OBP: 0.294, SLG: 0.341														0	0	0	0	0	0	0	
46 Ryan Madson, L OBP: 0.289, SLG: 0.419														0	0	0	0	0	0	0	
44 Vance Worley, R OBP: 0.274, SLG: 0.250														0	0	0	0	0	0	0	
49 Vance Worley, R OBP: 0.294, SLG: 0.341														0	0	0	0	0	0	0	
46 Ryan Madson, L OBP: 0.289, SLG: 0.419														0	0	0	0	0	0	0	
44 Vance Worley, R OBP: 0.274, SLG: 0.250														0	0	0	0	0	0	0	
49 Vance Worley, R OBP: 0.294, SLG: 0.341														0	0	0	0	0	0	0	
46 Ryan Madson, L OBP: 0.289, SLG: 0.419														0	0	0	0	0	0	0	
44 Vance Worley, R OBP: 0.274, SLG: 0.250														0	0	0	0	0	0	0	
49 Vance Worley, R OBP: 0.294, SLG: 0.341														0	0	0	0	0	0	0	
46 Ryan Madson, L OBP: 0.289, SLG: 0.419														0	0	0	0	0	0	0	
44 Vance Worley, R OBP: 0.274, SLG: 0.250														0	0	0	0	0	0	0	
49 Vance Worley, R OBP: 0.294, SLG: 0.341														0	0	0	0	0	0	0	
46 Ryan Madson, L OBP: 0.289, SLG: 0.419														0	0	0	0	0	0	0	
44 Vance Worley, R OBP: 0.274, SLG: 0.250														0	0	0	0	0	0	0	
49 Vance Worley, R OBP: 0.294, SLG: 0.341														0	0	0	0	0	0	0	
46 Ryan Madson, L OBP: 0.289, SLG: 0.419														0	0	0	0	0	0	0	
44 Vance Worley, R OBP: 0.274, SLG: 0.250														0	0	0	0	0	0	0	
49 Vance Worley, R OBP: 0.294, SLG: 0.341														0	0	0	0	0	0	0	
46 Ryan Madson, L OBP: 0.289, SLG: 0.419														0	0	0	0	0	0	0	
44 Vance Worley, R OBP: 0.274, SLG: 0.250														0	0	0	0	0	0	0	
49 Vance Worley, R OBP: 0.294, SLG: 0.341														0	0	0	0	0	0	0	
46 Ryan Madson, L OBP: 0.289, SLG: 0.419														0	0	0	0	0	0	0	
44 Vance Worley, R OBP: 0.274, SLG: 0.250														0	0	0	0	0	0	0	
49 Vance Worley, R OBP: 0.294, SLG: 0.341														0	0	0	0	0	0	0	
46 Ryan Madson, L OBP: 0.289, SLG: 0.419														0	0	0	0	0	0	0	
44 Vance Worley, R OBP: 0.274, SLG: 0.250														0	0	0	0	0	0	0	
49 Vance Worley, R OBP: 0.294, SLG: 0.341														0	0	0	0	0	0	0	
46 Ryan Madson, L OBP: 0.289, SLG: 0.419														0	0	0	0	0	0	0	
44 Vance Worley, R OBP: 0.274, SLG: 0.250														0	0	0	0	0	0	0	
49 Vance Worley, R OBP: 0.294, SLG: 0.341														0	0	0	0	0	0	0	
46 Ryan Madson, L OBP: 0.289, SLG: 0.419														0	0	0	0	0	0	0	
44 Vance Worley, R OBP: 0.274, SLG: 0.250														0	0	0	0	0	0	0	
49 Vance Worley, R OBP: 0.294, SLG: 0.341														0	0	0	0	0	0	0	
46 Ryan Madson, L OBP: 0.289, SLG: 0.419														0	0	0	0	0	0	0	
44 Vance Worley, R OBP: 0.274, SLG: 0.250														0	0	0	0	0	0	0	
49 Vance Worley, R OBP: 0.294, SLG: 0.341														0	0	0	0	0	0	0	
46 Ryan Madson, L OBP: 0.289, SLG: 0.419														0	0	0	0	0	0	0	
44 Vance Worley, R OBP: 0.274, SLG: 0.250														0	0	0	0	0	0	0	
49 Vance Worley, R OBP: 0.294, SLG: 0.341														0	0	0	0	0	0	0	
46 Ryan Madson, L OBP: 0.289, SLG: 0.419														0	0	0	0	0	0	0	
44 Vance Worley, R OBP: 0.274, SLG: 0.250														0	0	0	0	0	0	0	
49 Vance Worley, R OBP: 0.294, SLG: 0.341														0	0	0	0	0	0	0	
46 Ryan Madson, L OBP: 0.289, SLG: 0.419														0	0	0	0	0	0	0	
44 Vance Worley, R OBP: 0.274, SLG: 0.250														0	0	0	0	0	0	0	
49 Vance Worley, R OBP: 0.294, SLG: 0.341														0	0	0	0	0	0	0	
46 Ryan Madson, L OBP: 0.289, SLG: 0.419														0	0	0	0	0	0	0	
44 Vance Worley, R OBP: 0.274, SLG: 0.250																					

Batter	1	2	3	4	5	6	7	8	9	AB	R	H	RBI	BB	SO	LOB	TOP								
15 Rafael Furcal, S OBP: 0.250, SLG: 0.250										4	1	1	0	0	0	1									
21 Allen Craig, R (1, 9)										3	1	0	0	1	2	1									
5 Albert Pujols, R OBP: 0.500, SLG: 0.333										3	1	1	0	1	0	0									
13 Gerald Laird, R (9, PR)										0	0	0	0	0	0	0									
12 Lance Berkman, S OBP: 0.250, SLG: 1.000										4	2	1	3	0	1	2									
23 David Freese, R 34 Marc Rzepczynski, L 41 Mitchell Boggs, R 53 Arthur Rhodes, L 56 Adron Chambers, L OBP: 1.000, SLG: 1.000										3	0	0	0	0	1	0									
4 Yadier Molina, R OBP: 0.250, SLG: 0.250										4	0	1	0	0	1	0									
55 Skip Schumaker, L OBP: 0.500, SLG: 0.750										4	0	2	2	0	0	0									
19 Jon Jay, L (1, 8)										4	0	0	0	0	2	4									
26 Kyle Lohse, R 28 Octavio Dotel, R 33 Daniel Descalso, L 7 Matt Holliday, R (9, PH)										2	0	0	0	0	1	1									
Inning Stats	R: 3 E: 0 K: 2 S: 11	H: 2 LOB: 0 BB: 1 P: 20	R: 0 E: 0 K: 1 S: 9	H: 1 LOB: 1 BB: 0 P: 9	R: 0 E: 0 K: 0 S: 7	H: 0 LOB: 0 BB: 0 P: 9	R: 0 E: 0 K: 1 S: 9	H: 0 LOB: 0 BB: 0 P: 11	R: 0 E: 0 K: 1 S: 8	H: 0 LOB: 0 BB: 0 P: 11	R: 0 E: 0 K: 2 S: 10	H: 0 LOB: 0 BB: 0 P: 14	R: 0 E: 0 K: 0 S: 11	H: 0 LOB: 0 BB: 0 P: 15	R: 0 E: 0 K: 1 S: 11	H: 0 LOB: 0 BB: 0 P: 16	R: 3 E: 0 K: 2 S: 20	H: 4 LOB: 3 BB: 1 P: 28	1B: 5 2B: 2 3B: 0 HR: 1	SF: 0 SAC: 0 DP: 0 HBP: 0	WP: 0 PB: 0 SB: 1 CS: 0	PA: 36			
PITCHER	IP WLS BF H R ER SO BB IBB HBP BLK WP HR S P ERA WHIP	8.0 W 28 3 3 3 8 1 0 0 0 0 1 76 105 3.38 0.500	0.1 5 3 3 3 0 1 0 0 0 0 0 12 20 81.00 12.000	0.2 3 1 0 0 2 0 0 0 0 0 0 8 8 0.00 1.500																					

St. Louis Cardinals @ Philadelphia Phillies
Citizens Bank Park, Philadelphia, PA
Sat Oct 01 2011, 5:08 PM - 8:03 PM EDT
Att: 46,480 - Cloudy - 64 F

AB	34
R	6
H	7
RBI	6
BB	2
SO	10
LOB	12



Batter	1	2	3	4	5	6	7	8	9	AB	R	H	RBI	BB	SO	LOB	BOTTOM						
11 Jimmy Rollins, S OBP: 0.600, SLG: 0.500										4	3	2	0	1	1	0							
26 Chase Utley, L OBP: 0.600, SLG: 1.000										5	3	3	0	0	1	1							
3 Hunter Pence, R OBP: 0.400, SLG: 0.400										5	2	2	2	0	1	4							
6 Ryan Howard, L OBP: 0.400, SLG: 1.333										3	1	1	4	1	0	1							
8 Shane Victorino, S OBP: 0.750, SLG: 0.750										4	1	3	2	0	0	0							
29 Raul Ibanez, L OBP: 0.500, SLG: 1.250										4	1	2	3	0	0	2							
15 John Mayberry Jr., R (8, 7)										4	0	0	0	0	2	2							
27 Placido Polanco, R (1, 5)										4	0	0	0	0	2	2							
51 Carlos Ruiz, R (1, 2)										4	0	0	0	0	1	0							
34 Roy Halladay, R OBP: 0.250, SLG: 0.250										4	0	1	0	0	1	0							
40 Michael Stutes, R 46 Ryan Madson, L (9, 1)										0	0	0	0	0	0	0							
Inning Stats	R: 0 E: 0 K: 0 S: 4	H: 0 LOB: 0 BB: 0 P: 6	R: 0 E: 0 K: 0 S: 5	H: 0 LOB: 0 BB: 0 P: 6	R: 0 E: 0 K: 0 S: 9	H: 0 LOB: 0 BB: 0 P: 11	R: 1 E: 0 K: 2 S: 14	H: 2 LOB: 2 BB: 1 P: 22	R: 0 E: 0 K: 1 S: 6	H: 0 LOB: 0 BB: 0 P: 9	R: 5 E: 0 K: 3 S: 22	H: 5 LOB: 0 BB: 0 P: 30	R: 3 E: 0 K: 0 S: 20	H: 5 LOB: 5 BB: 0 P: 26	R: 2 E: 0 K: 1 S: 16	H: 2 LOB: 1 BB: 1 P: 25	1B: 10 2B: 2 3B: 0 HR: 2	SF: 1 SAC: 0 DP: 0 HBP: 0	WP: 0 PB: 0 SB: 0 CS: 0	PA: 40			
PITCHER	IP WLS BF H R ER SO BB IBB HBP BLK WP HR S P ERA WHIP	5.1 L 24 7 6 5 4 1 0 0 0 0 0 0 7 7 8.44 1.500	0.2 2 0 0 0 2 0 0 0 0 0 0 0 7 7 0.00 0.000	0.0 3 3 3 3 0 0 0 0 0 0 0 0 8 11 * * *	1.2 10 4 2 2 1 1 0 0 0 0 0 0 26 36 10.80 3.000	0.1 1 0 0 0 0 0 0 0 0 0 0 0 2 4 0.00 0.000																	

St. Louis Cardinals @ Philadelphia Phillies
Citizens Bank Park, Philadelphia, PA
Sat Oct 01 2011, 5:08 PM - 8:03 PM EDT
Att: 46,480 - Cloudy - 64 F

AB	37
R	11
H	14
RBI	11
BB	2
SO	7
LOB	10



Batter	1	2	3	4	5	6	7	8	9	AB	R	H	RBI	BB	SO	LOB	TOP					
11 Jimmy Rollins, S OBP: 0.588, SLG: 0.813										4	1	2	0	0	0	2	Philadelphia Phillies @ St. Louis Cardinals Busch Stadium, St. Louis, MO Wed Oct 05 2011, 5:08 PM - 7:41 PM CDT Att: 47,071 - Clear - 80 F					
26 Chase Utley, L OBP: 0.588, SLG: 0.769										3	1	2	1	1	0	1						
3 Hunter Pence, R OBP: 0.353, SLG: 0.267										4	0	1	1	0	0	4						
6 Ryan Howard, L OBP: 0.176, SLG: 0.333										4	0	0	0	0	3	3						
8 Shane Victorino, S OBP: 0.250, SLG: 0.250										4	0	0	0	0	0	1						
29 Raul Ibanez, L OBP: 0.250, SLG: 0.500											4	0	0	0	0	3		0				
27 Placido Polanco, R OBP: 0.125, SLG: 0.125											4	0	1	0	0	0		0				
51 Carlos Ruiz, R OBP: 0.133, SLG: 0.071										3	0	0	0	0	1	1						
44 Roy Oswalt, R										1	0	0	0	0	0	0						
56 Joe Blanton, R										0	0	0	0	0	0	0						
7 Ross Gload, L OBP: 1.000, SLG: 1.000										1	0	1	0	0	0	0						
7 Michael Martinez, S OBP: 0.000, SLG: 0.000										0	1	0	0	0	0	0						
54 Brad Lidge, R OBP: 0.000, SLG: 0.000										0	0	0	0	0	0	0						
Inning Stats	R: 2 H: 3 E: 0 K: 1 S: 9	WLS: 3 BF: 0 BB: 0 P: 13	R: 0 H: 0 E: 0 K: 2 S: 7	WLS: 0 BF: 0 BB: 0 P: 8	R: 0 H: 1 E: 0 K: 0 S: 9	WLS: 1 BF: 0 BB: 0 P: 12	R: 0 H: 0 E: 0 K: 1 S: 9	WLS: 0 BF: 0 BB: 0 P: 11	R: 0 H: 1 E: 0 K: 0 S: 7	WLS: 1 BF: 0 BB: 0 P: 12	R: 0 H: 0 E: 0 K: 0 S: 10	WLS: 0 BF: 0 BB: 0 P: 21	R: 0 H: 0 E: 0 K: 1 S: 7	WLS: 0 BF: 0 BB: 0 P: 11	R: 1 H: 2 E: 0 K: 1 S: 13	WLS: 2 BF: 0 BB: 0 P: 20	R: 0 H: 0 E: 0 K: 1 S: 9	WLS: 0 BF: 0 BB: 0 P: 12	1B: 5 2B: 2 3B: 1 HR: 0	SF: 0 SAC: 1 DP: 1 HBP: 0	WP: 1 PB: 0 SB: 0 CS: 1	PA: 34
PITCHER	IP: 6.0 WLS: 3 BF: 23 H: 5 R: 2 ER: 2 SO: 4 BB: 1 IBB: 0 HBP: 0 BLK: 0 WP: 0 HR: 0 S: 51 P: 77 ERA: 3.00 WHIP: 1.000	IP: 1.0 WLS: 1 BF: 4 H: 0 R: 0 ER: 0 SO: 1 BB: 0 IBB: 0 HBP: 0 BLK: 0 WP: 0 HR: 0 S: 4 P: 7 ERA: 0.00 WHIP: 0.000	IP: 0.2 WLS: 2 BF: 0 H: 0 R: 0 ER: 0 SO: 0 BB: 0 IBB: 0 HBP: 0 BLK: 0 WP: 0 HR: 0 S: 4 P: 7 ERA: 0.00 WHIP: 0.000	IP: 0.2 WLS: 4 BF: 2 H: 2 R: 1 ER: 1 SO: 0 BB: 0 IBB: 0 HBP: 0 BLK: 1 WP: 0 HR: 10 S: 17 P: 13.50 ERA: 2.45 WHIP: 3.000	IP: 0.1 WLS: 1 BF: 0 H: 0 R: 0 ER: 0 SO: 1 BB: 0 IBB: 0 HBP: 0 BLK: 0 WP: 0 HR: 3 S: 3 P: 3 ERA: 0.00 WHIP: 0.000	IP: 1.0 WLS: 3 BF: 3 H: 0 R: 0 ER: 0 SO: 1 BB: 0 IBB: 0 HBP: 0 BLK: 0 WP: 0 HR: 0 S: 9 P: 12 ERA: 0.00 WHIP: 0.000	IP: 9.1 WLS: 1 BF: 3 H: 0 R: 0 ER: 0 SO: 1 BB: 0 IBB: 0 HBP: 0 BLK: 0 WP: 0 HR: 9 S: 12 P: 12 ERA: 0.00 WHIP: 0.000															

Batter	1	2	3	4	5	6	7	8	9	AB	R	H	RBI	BB	SO	LOB	BOTTOM			
15 Rafael Furcal, S OBP: 0.222, SLG: 0.333										4	0	0	0	0	1	0	Philadelphia Phillies @ St. Louis Cardinals Busch Stadium, St. Louis, MO Wed Oct 05 2011, 5:08 PM - 7:41 PM CDT Att: 47,071 - Clear - 80 F			
55 Skip Schumaker, L OBP: 0.625, SLG: 0.750										3	1	2	0	0	0	0				
Ryan Theriot, R OBP: 0.600, SLG: 0.800										1	0	0	0	0	0	0				
5 Albert Pujols, R OBP: 0.444, SLG: 0.588										4	0	0	0	0	1	2				
12 Lance Berkman, S OBP: 0.333, SLG: 0.467										3	1	1	1	1	0	0				
30 Jason Motte, R										0	0	0	0	0	0	0				
7 Matt Holliday, R OBP: 0.500, SLG: 0.400										3	2	1	0	0	1	1				
4 Yadier Molina, R OBP: 0.250, SLG: 0.200										3	0	0	0	0	1	3				
23 David Freese, R OBP: 0.500, SLG: 0.500										3	1	2	4	0	1	0				
59 Arthur Rhodes, L										0	0	0	0	0	0	0				
28 Octavio Dotel, R										0	0	0	0	0	0	0				
59 Fernando Salas, R										0	0	0	0	0	0	0				
34 Marc Rzepczynski, L										0	0	0	0	0	0	0				
56 Adron Chambers, L										0	0	0	0	0	0	0				
19 Jon Jay, L OBP: 0.357, SLG: 0.182										3	0	0	0	0	0	1				
22 Edwin Jackson, R										2	0	0	0	0	1	1				
33 Daniel Descalso, L										1	0	0	0	0	0	0				
Inning Stats	R: 1 H: 2 E: 1 K: 1 S: 12	WLS: 2 BF: 26 LOB: 1 BB: 0 P: 16	R: 0 H: 0 E: 0 K: 2 S: 9	WLS: 0 BF: 0 LOB: 0 BB: 0 P: 9	R: 0 H: 1 E: 0 K: 2 S: 9	WLS: 1 BF: 1 LOB: 1 BB: 0 P: 14	R: 2 H: 1 E: 0 K: 0 S: 8	WLS: 1 BF: 1 LOB: 1 BB: 1 P: 17	R: 0 H: 0 E: 0 K: 0 S: 4	WLS: 0 BF: 0 LOB: 0 BB: 0 P: 6	R: 2 H: 2 E: 0 K: 0 S: 14	WLS: 2 BF: 0 LOB: 0 BB: 0 P: 20	R: 0 H: 0 E: 0 K: 0 S: 7	WLS: 0 BF: 0 LOB: 0 BB: 0 P: 8	R: 0 H: 0 E: 0 K: 1 S: 6	WLS: 0 BF: 0 LOB: 0 BB: 0 P: 10	1B: 3 2B: 2 3B: 0 HR: 1	SF: 0 SAC: 0 DP: 0 HBP: 1	WP: 0 PB: 0 SB: 0 CS: 0	PA: 32
PITCHER	IP: 6.0 WLS: 3 BF: 26 H: 6 R: 5 ER: 5 SO: 5 BB: 1 IBB: 0 HBP: 0 BLK: 0 WP: 0 HR: 1 S: 56 P: 82 ERA: 7.50 WHIP: 1.167	IP: 1.0 WLS: 3 BF: 3 H: 0 R: 0 ER: 0 SO: 0 BB: 0 IBB: 0 HBP: 0 BLK: 0 WP: 0 HR: 7 S: 8 P: 8 ERA: 0.00 WHIP: 0.000	IP: 1.0 WLS: 3 BF: 3 H: 0 R: 0 ER: 0 SO: 1 BB: 0 IBB: 0 HBP: 0 BLK: 0 WP: 0 HR: 6 S: 10 P: 10 ERA: 0.00 WHIP: 0.000	IP: 1.0 WLS: 1 BF: 3 H: 0 R: 0 ER: 0 SO: 1 BB: 0 IBB: 0 HBP: 0 BLK: 0 WP: 0 HR: 9 S: 12 P: 12 ERA: 0.00 WHIP: 0.000																

Batter	1	2	3	4	5	6	7	8	9	AB	R	H	RBI	BB	SO	LOB	TOP						
15 Rafael Furcal, S OBP: 0.227, SLG: 0.409										4	1	1	0	0	0	1							
55 Skip Schumaker, L OBP: 0.600, SLG: 0.800										2	0	1	1	0	0	0							
19 Jon Jay, L OBP: 0.333, SLG: 0.167										3	0	0	0	1	1	1							
5 Albert Pujols, R OBP: 0.409, SLG: 0.500										3	0	0	0	0	1	3							
12 Lance Berkman, S OBP: 0.286, SLG: 0.389										0	0	0	0	0	0	0							
56 Adron Chambers, L OBP: 0.500, SLG: 0.500										4	0	0	0	0	1	5							
7 Matt Holliday, R OBP: 0.300, SLG: 0.222										4	0	0	0	0	1	5							
4 Yadier Molina, R OBP: 0.250, SLG: 0.211										4	0	1	0	0	1	2							
23 David Freese, R OBP: 0.278, SLG: 0.556										3	0	1	0	0	2	1							
33 Daniel Descalso, L (7, PR)										4	0	1	0	0	2	1							
8 Nick Punto, S OBP: 0.167, SLG: 0.167										3	0	1	0	0	0	1							
29 Chris Carpenter, R OBP: 0.250, SLG: 0.250										3	0	1	0	0	0	1							
Inning Stats	R: 1 E: 1 K: 0 S: 21	H: 2 LOB: 2 BB: 0 P: 32	R: 0 E: 0 K: 1 S: 6	H: 0 LOB: 0 BB: 0 P: 9	R: 0 E: 0 K: 1 S: 9	H: 0 LOB: 0 BB: 0 P: 11	R: 0 E: 0 K: 2 S: 12	H: 1 LOB: 1 BB: 0 P: 15	R: 0 E: 0 K: 0 S: 8	H: 0 LOB: 0 BB: 0 P: 10	R: 0 E: 0 K: 0 S: 8	H: 0 LOB: 0 BB: 0 P: 12	R: 0 E: 0 K: 2 S: 12	H: 1 LOB: 1 BB: 0 P: 16	R: 0 E: 1 K: 1 S: 11	H: 1 LOB: 3 BB: 1 P: 21	R: 0 E: 0 K: 2 S: 9	H: 0 LOB: 0 BB: 0 P: 14	1B: 4 2B: 1 3B: 1 HR: 0	SF: 0 SAC: 1 DP: 1 HBP: 0	WP: 1 PB: 0 SB: 1 CS: 0	PA: 35	
PITCHER	IP WLS BF H R ER SO BB IBB HBP BLK WP HR S P ERA WHIP	IP WLS BF H R ER SO BB IBB HBP BLK WP HR S P ERA WHIP	IP WLS BF H R ER SO BB IBB HBP BLK WP HR S P ERA WHIP	IP WLS BF H R ER SO BB IBB HBP BLK WP HR S P ERA WHIP	IP WLS BF H R ER SO BB IBB HBP BLK WP HR S P ERA WHIP	IP WLS BF H R ER SO BB IBB HBP BLK WP HR S P ERA WHIP	IP WLS BF H R ER SO BB IBB HBP BLK WP HR S P ERA WHIP	IP WLS BF H R ER SO BB IBB HBP BLK WP HR S P ERA WHIP	IP WLS BF H R ER SO BB IBB HBP BLK WP HR S P ERA WHIP	IP WLS BF H R ER SO BB IBB HBP BLK WP HR S P ERA WHIP	IP WLS BF H R ER SO BB IBB HBP BLK WP HR S P ERA WHIP	IP WLS BF H R ER SO BB IBB HBP BLK WP HR S P ERA WHIP	IP WLS BF H R ER SO BB IBB HBP BLK WP HR S P ERA WHIP	IP WLS BF H R ER SO BB IBB HBP BLK WP HR S P ERA WHIP	IP WLS BF H R ER SO BB IBB HBP BLK WP HR S P ERA WHIP	IP WLS BF H R ER SO BB IBB HBP BLK WP HR S P ERA WHIP	IP WLS BF H R ER SO BB IBB HBP BLK WP HR S P ERA WHIP	IP WLS BF H R ER SO BB IBB HBP BLK WP HR S P ERA WHIP	IP WLS BF H R ER SO BB IBB HBP BLK WP HR S P ERA WHIP	IP WLS BF H R ER SO BB IBB HBP BLK WP HR S P ERA WHIP	IP WLS BF H R ER SO BB IBB HBP BLK WP HR S P ERA WHIP	IP WLS BF H R ER SO BB IBB HBP BLK WP HR S P ERA WHIP	IP WLS BF H R ER SO BB IBB HBP BLK WP HR S P ERA WHIP

St. Louis Cardinals @ Philadelphia Phillies
Citizens Bank Park, Philadelphia, PA
Fri Oct 07 2011, 8:38 PM - 11:08 PM EDT
Att: 46,530 - Clear - 58 F

livebaseballscores.com

AB 32
R 1
H 6
RBI 1
BB 1
SO 9
LOB 15

Batter	1	2	3	4	5	6	7	8	9	AB	R	H	RBI	BB	SO	LOB	BOTTOM							
11 Jimmy Rollins, S OBP: 0.476, SLG: 0.650										4	0	0	0	0	0	1								
26 Chase Utley, L OBP: 0.571, SLG: 0.688										3	0	1	0	0	1	0								
3 Hunter Pence, R OBP: 0.286, SLG: 0.211										4	0	0	0	0	0	2								
6 Ryan Howard, L OBP: 0.143, SLG: 0.263										4	0	0	0	0	0	1								
8 Shane Victorino, S OBP: 0.316, SLG: 0.368										3	0	2	0	0	0	0								
29 Raul Ibanez, L OBP: 0.200, SLG: 0.400										3	0	0	0	0	0	3								
27 Placido Polanco, R OBP: 0.105, SLG: 0.105										3	0	0	0	0	0	1								
51 Carlos Ruiz, R OBP: 0.111, SLG: 0.059										3	0	0	0	0	0	0								
34 Roy Halladay, R OBP: 0.167, SLG: 0.167										2	0	0	0	0	1	0								
7 Ross Gload, L OBP: 0.500, SLG: 0.500										1	0	0	0	0	0	0								
7 Michael Martinez, S (8, PR)										0	0	0	0	0	0	0								
46 Ryan Madson, L (9, 1)										0	0	0	0	0	0	0								
Inning Stats	R: 0 E: 0 K: 1 S: 8	H: 0 LOB: 0 BB: 0 P: 11	R: 0 E: 0 K: 0 S: 12	H: 1 LOB: 1 BB: 0 P: 18	R: 0 E: 0 K: 1 S: 6	H: 0 LOB: 0 BB: 0 P: 8	R: 0 E: 0 K: 0 S: 9	H: 1 LOB: 2 BB: 0 P: 16	R: 0 E: 0 K: 0 S: 6	H: 0 LOB: 0 BB: 0 P: 9	R: 0 E: 0 K: 0 S: 8	H: 1 LOB: 0 BB: 0 P: 13	R: 0 E: 0 K: 0 S: 7	H: 0 LOB: 0 BB: 0 P: 16	R: 0 E: 1 K: 1 S: 8	H: 0 LOB: 1 BB: 0 P: 11	R: 0 E: 0 K: 0 S: 6	H: 0 LOB: 0 BB: 0 P: 8	1B: 2 2B: 1 3B: 0 HR: 0	SF: 0 SAC: 0 DP: 0 HBP: 1	WP: 0 PB: 0 SB: 0 CS: 1	PA: 31		
PITCHER	IP WLS BF H R ER SO BB IBB HBP BLK WP HR S P ERA WHIP	IP WLS BF H R ER SO BB IBB HBP BLK WP HR S P ERA WHIP	IP WLS BF H R ER SO BB IBB HBP BLK WP HR S P ERA WHIP	IP WLS BF H R ER SO BB IBB HBP BLK WP HR S P ERA WHIP	IP WLS BF H R ER SO BB IBB HBP BLK WP HR S P ERA WHIP	IP WLS BF H R ER SO BB IBB HBP BLK WP HR S P ERA WHIP	IP WLS BF H R ER SO BB IBB HBP BLK WP HR S P ERA WHIP	IP WLS BF H R ER SO BB IBB HBP BLK WP HR S P ERA WHIP	IP WLS BF H R ER SO BB IBB HBP BLK WP HR S P ERA WHIP	IP WLS BF H R ER SO BB IBB HBP BLK WP HR S P ERA WHIP	IP WLS BF H R ER SO BB IBB HBP BLK WP HR S P ERA WHIP	IP WLS BF H R ER SO BB IBB HBP BLK WP HR S P ERA WHIP	IP WLS BF H R ER SO BB IBB HBP BLK WP HR S P ERA WHIP	IP WLS BF H R ER SO BB IBB HBP BLK WP HR S P ERA WHIP	IP WLS BF H R ER SO BB IBB HBP BLK WP HR S P ERA WHIP	IP WLS BF H R ER SO BB IBB HBP BLK WP HR S P ERA WHIP	IP WLS BF H R ER SO BB IBB HBP BLK WP HR S P ERA WHIP	IP WLS BF H R ER SO BB IBB HBP BLK WP HR S P ERA WHIP	IP WLS BF H R ER SO BB IBB HBP BLK WP HR S P ERA WHIP	IP WLS BF H R ER SO BB IBB HBP BLK WP HR S P ERA WHIP	IP WLS BF H R ER SO BB IBB HBP BLK WP HR S P ERA WHIP	IP WLS BF H R ER SO BB IBB HBP BLK WP HR S P ERA WHIP	IP WLS BF H R ER SO BB IBB HBP BLK WP HR S P ERA WHIP	IP WLS BF H R ER SO BB IBB HBP BLK WP HR S P ERA WHIP

St. Louis Cardinals @ Philadelphia Phillies
Citizens Bank Park, Philadelphia, PA
Fri Oct 07 2011, 8:38 PM - 11:08 PM EDT
Att: 46,530 - Clear - 58 F

livebaseballscores.com

AB 30
R 0
H 3
RBI 0
BB 0
SO 3
LOB 8