

Philadelphia Phillies - 2012

Batter	1	2	3	4	5	6	7	8	9	AB	R	H	RBI	BB	SO	LOB	TOP								
11 Jimmy Rollins, S (1.6) 13 Freddy Galvis, S (5.6) OBP: 0.500, SLG: 0.333 OBP: 0.273, SLG: 0.500	G5-3		10 BB 8 1B		G5-3		G4-3		10 E 2B	2	1	0	0	1	0	0	Philadelphia Phillies @ Toronto Blue Jays Florida Auto Exchange Stadium, Dunedin, FL Tue Mar 06 2012, 1:10 PM - 3:45 PM EST Att.: 5,055 - Sunny - 74 F								
10 Juan Pierre, L (1.7) OBP: 0.500, SLG: 0.375	B2-3		8 1B 24 SF8		G4-3			22 2B 16 SF9	E4	4	2	1	0	1	0	0									
8 Shane Victorino, S (1.8) 22 Scott Podsednik, L (5.8) OBP: 0.500, SLG: 0.714	G4-3		15 E 1B		B1-3			16 SF9	G4-3	3	1	1	2	0	0	0									
24 Ty Wigginton, R (1.3) 28 Kevin Frandsen, R (5.3) OBP: 0.222, SLG: 0.500		15 G4-3 2B	SF8			K		G5-3		1	0	1	1	0	0	0									
15 John Mayberry Jr., R (1.9) 16 Luis Montanez, R (5.9) OBP: 0.333, SLG: 0.444 OBP: 0.333, SLG: 1.000	G4-3		3-H		G4-3			SF9		2	0	1	1	0	0	1									
19 Laynce Nix, L (1.10)	G4-3		1-H		G4-3			G3		1	0	0	0	0	1	2									
29 Hector Luna, R (1.5) 4 Pete Orr, L (5.5)	G1-3				G6-3			G4-3		2	0	0	0	0	0	1									
51 Carlos Ruiz, R (1.2) 77 Tuffy Gosewisch, R (5.2) OBP: 0.400, SLG: 0.400			10 BB 8 1B 11 BB					G6-3		2	1	2	0	0	0	0									
7 Michael Martinez, S (1.4) 74 César Hernández, S (5.4)			P6		F9			G4-1		2	0	0	0	0	0	2									
										2	0	0	0	0	1	1									
Inning Stats	R: 0 E: 0 K: 0 S: 3	H: 0 LOB: 0 BB: 0 P: 3	R: 0 E: 0 K: 0 S: 4	H: 1 LOB: 1 BB: 0 P: 4	R: 4 E: 1 K: 0 S: 5	H: 3 LOB: 1 BB: 2 P: 14	R: 0 E: 0 K: 1 S: 6	H: 1 LOB: 1 BB: 0 P: 6	R: 0 E: 0 K: 0 S: 3	H: 0 LOB: 0 BB: 0 P: 3	R: 0 E: 0 K: 0 S: 5	H: 0 LOB: 0 BB: 0 P: 6	R: 0 E: 0 K: 0 S: 3	H: 0 LOB: 0 BB: 0 P: 3	R: 1 E: 0 K: 0 S: 5	H: 2 LOB: 1 BB: 0 P: 5	R: 2 E: 1 K: 1 S: 8	H: 2 LOB: 1 BB: 0 P: 8	1B: 6 2B: 3 3B: 0 HR: 0	SF: 2 SAC: 0 DP: 0 HBP: 1	WP: 0 PB: 0 SB: 1 CS: 0	PA: 39			
PITCHER	IP	WLS	BF	H	R	ER	SO	BB	IBB	HBP	BLK	WP	HR	S	P	ERA	WHIP								
24 Ricky Romero, L (1.1) ERA: 2.0	2.0		7	1	0	0	0	0	0	0	0	0	0	7	7	0.00	0.500								
47 Rick Van Den Hurk, R (3.1) ERA: 27.0	1.0	L	7	3	4	3	0	2	0	0	0	0	0	5	14	27.00	5.000								
70 Chad Jenkins, R (4.1) ERA:	2.0		7	1	0	0	1	0	0	0	0	0	0	9	9	0.00	0.500								
47 Luis Perez, L (6.1) ERA:	2.0		7	0	0	0	1	0	0	1	0	0	0	8	9	0.00	0.000								
20 Jesse Chavez, R (8.1) ERA: 4.5	1.0		5	2	1	1	0	0	0	0	0	0	0	5	5	9.00	2.000								

AB	34
R	7
H	9
RBI	6
BB	2
SO	3
LOB	11



Batter	1	2	3	4	5	6	7	8	9	AB	R	H	RBI	BB	SO	LOB	BOTTOM								
5 Yunel Escobar, R (1.6) 17 Omar Vizquel, S (6.6) OBP: 0.333, SLG: 0.333	G6-3		G6-3		G6-3					3	0	0	0	0	0	1	Philadelphia Phillies @ Toronto Blue Jays Florida Auto Exchange Stadium, Dunedin, FL Tue Mar 06 2012, 1:10 PM - 3:45 PM EST Att.: 5,055 - Sunny - 74 F								
2 Kelly Johnson, L (1.4) 39 Brian Boccock, R (7.4)						K		F8		3	0	2	0	0	1	0									
19 José Bautista, R (1.9) 8 Ben Francisco, R (6. PR) (7.9) OBP: 0.333, SLG: 0.500 OBP: 0.333, SLG: 0.400	G5-4-3		F8					F8		3	0	1	0	0	0	2									
26 Adam Lind, L (1.3) 30 David Cooper, L (7.3) OBP: 0.250, SLG: 0.250		13 2B BB			F8			F9		2	0	0	0	1	0	1									
10 Edwin Encarnación, R (1.10) 74 Moisés Sierra, R (9. PH) (9. PH) OBP: 0.333, SLG: 0.375 OBP: 0.286, SLG: 0.429		P5			G5-3			G5-3		3	0	0	0	0	0	2									
13 Brett Lawrie, R (1.5) 25 Chris Woodward, R (7. PR) (8.5) OBP: 0.596, SLG: 0.889 OBP: 1.000, SLG: 1.000						K				3	0	2	0	0	1	0									
45 Travis Snider, L (1.7) 43 Anthony Gose, L (8.8) OBP: 0.250, SLG: 0.375 OBP: 0.200, SLG: 0.200										0	0	0	0	1	0	0									
9 J.P. Arencibia, R (1.2) 31 Brian Jeroloman, L (7.2)										3	0	0	0	0	3	3									
11 Rajai Davis, R (1.8) 14 Eric Thames, L (8.7) OBP: 0.600, SLG: 0.500 OBP: 0.286, SLG: 0.714										1	0	0	0	0	1	1									
										2	0	0	0	0	0	2									
Inning Stats	R: 0 E: 0 K: 0 S: 3	H: 1 LOB: 2 BB: 1 P: 10	R: 0 E: 0 K: 1 S: 6	H: 1 LOB: 1 BB: 0 P: 6	R: 0 E: 0 K: 1 S: 5	H: 0 LOB: 0 BB: 0 P: 5	R: 0 E: 0 K: 1 S: 6	H: 1 LOB: 1 BB: 0 P: 6	R: 0 E: 0 K: 1 S: 5	H: 1 LOB: 1 BB: 0 P: 5	R: 0 E: 0 K: 0 S: 4	H: 1 LOB: 1 BB: 0 P: 4	R: 0 E: 0 K: 2 S: 7	H: 0 LOB: 1 BB: 1 P: 11	1B: 4 2B: 3 3B: 1 HR: 0	SF: 0 SAC: 0 DP: 2 HBP: 0	WP: 0 PB: 0 SB: 0 CS: 1	PA: 34							
PITCHER	IP	WLS	BF	H	R	ER	SO	BB	IBB	HBP	BLK	WP	HR	S	P	ERA	WHIP								
33 Cliff Lee, L (1.1) ERA: 2.0	2.0	W	8	2	0	0	0	1	0	0	0	0	0	8	13	0.00	1.500								
Kyle Kendrick, R (3.1) ERA:	2.0		7	1	0	0	2	0	0	0	0	0	0	11	11	0.00	0.500								
65 Jeremy Horst, L (5.1) ERA:	1.0		4	1	0	0	1	0	0	0	0	0	0	6	6	0.00	1.000								
44 Michael Schwimer, R (6.1) ERA:	1.0		4	1	0	0	1	0	0	0	0	0	0	6	6	0.00	1.000								
66 JC Ramirez, R (7.1) ERA:	1.0		3	1	0	0	1	0	0	0	0	0	0	5	5	0.00	1.000								
PITCHER	IP	WLS	BF	H	R	ER	SO	BB	IBB	HBP	BLK	WP	HR	S	P	ERA	WHIP								
46 Raul Valdes, L (8.1) ERA:	1.0		4	1	0	0	2	1	0	0	0	0	0	7	11	0.00	1.000								
63 Jake Diekman, L (9.1) ERA:	1.0		4	0	0	0	2	0	0	0	0	0	0	7	11	0.00	1.000								

AB	32
R	0
H	7
RBI	0
BB	2
SO	8
LOB	15



Batter	1	2	3	4	5	6	7	8	9	AB	R	H	RBI	BB	SO	LOB	TOP					
1 Jordan Schafer, L (1,8) OBP: 0.596, SLG: 0.778										4	2	3	1	0	0	2	Houston Astros @ Philadelphia Phillies Bright House Field, Clearwater, FL Wed Mar 07 2012, 1:10 PM - 4:06 PM EST Att: 7,422 - Sunny - 81 F					
11 Jason Bourgeois, R (6,PH) OBP: 0.400, SLG: 0.444										2	0	0	0	0	2	2						
27 Jose Altuve, R (1,4) OBP: 0.273, SLG: 0.273										3	0	1	0	0	0	5						
9 Marwin Gonzalez, S (5,6) OBP: 0.286, SLG: 0.167										1	1	0	0	1	0	0						
3 Joe Thurston, L (9,PH) OBP: 0.143, SLG: 0.286										1	0	0	0	0	0	0						
19 Brian Bogusevic, L (1,9) OBP: 0.444, SLG: 0.167										3	1	1	0	0	0	2						
95 Brandon Barnes, R (6,PH) OBP: 0.444, SLG: 0.167										2	0	0	0	0	0	1						
14 J.D. Martinez, R (1,7) OBP: 0.500, SLG: 1.250										4	0	2	3	0	0	2						
50 Fernando Martinez, L (6,PR) OBP: 0.333, SLG: 0.750										1	1	0	0	0	1	0						
9 Jack Cust, L (1,10)										2	0	0	0	1	1	2						
94 George Springer, R (6,PH) OBP: 0.444, SLG: 0.167										2	0	0	0	0	0	1						
4 Jed Lowrie, S (1,6) OBP: 0.455, SLG: 0.556										2	1	0	0	1	1	1						
12 Brian Bixler, R (9,6) OBP: 0.600, SLG: 1.000										0	1	0	0	2	0	0						
16 Matt Downs, R (1,3) OBP: 0.444, SLG: 0.778										3	0	2	0	0	0	1						
75 Jon Singleton, L (6,PH) OBP: 0.200, SLG: 0.200										2	1	1	0	0	0	1						
29 Brett Wallace, L (1,5) OBP: 0.300, SLG: 0.125										2	1	1	0	1	0	1						
13 Diory Hernandez, R (6,PH) OBP: 0.200, SLG: 0.200										2	0	1	2	0	0	1						
15 Jason Castro, L (1,2) OBP: 0.500, SLG: 0.400										3	1	2	1	0	1	2						
22 Carlos Corporan, S (6,PH) OBP: 0.250, SLG: 0.250										1	0	1	1	0	0	0						
77 Jake Goebbert, L (9,PH) OBP: 0.444, SLG: 0.167										1	0	0	0	0	0	0						
97 Chris Wallace, R (9,2) OBP: 1.000, SLG: 1.000										0	0	0	0	0	0	0						
Inning Stats	R: 1 E: 0 K: 0 S: 5	H: 2 LOB: 1 BB: 0 P: 6	R: 1 E: 0 K: 0 S: 5	H: 3 LOB: 2 BB: 1 P: 9	R: 0 E: 0 K: 0 S: 3	H: 1 LOB: 1 BB: 1 P: 7	R: 4 E: 1 K: 1 S: 10	H: 4 LOB: 1 BB: 0 P: 11	R: 0 E: 0 K: 2 S: 8	H: 1 LOB: 2 BB: 1 P: 12	R: 4 E: 0 K: 1 S: 9	H: 4 LOB: 2 BB: 2 P: 17	R: 0 E: 0 K: 1 S: 5	H: 0 LOB: 0 BB: 0 P: 5	R: 0 E: 0 K: 0 S: 3	H: 0 LOB: 1 BB: 1 P: 7	R: 0 E: 0 K: 1 S: 5	H: 0 LOB: 0 BB: 0 P: 5	1B: 11 2B: 3 3B: 1 HR: 0	SF: 0 SAC: 0 DP: 2 HBP: 0	WP: 1 PB: 0 SB: 1 CS: 0	PA: 47
PITCHER	IP: 2.0 WLS: L BF: 11 H: 5 R: 2 ER: 2 SO: 1 BB: 1 IBB: 0 HBP: 0 BLK: 0 WP: 1 HR: 0 S: 10 P: 15 ERA: 9.00 WHIP: 3.000	IP: 2.0 WLS: L BF: 12 H: 5 R: 4 ER: 1 SO: 1 BB: 1 IBB: 0 HBP: 0 BLK: 0 WP: 0 HR: 0 S: 13 P: 18 ERA: 4.50 WHIP: 3.000	IP: 1.0 WLS: L BF: 5 H: 1 R: 0 ER: 0 SO: 2 BB: 2 IBB: 0 HBP: 0 BLK: 0 WP: 0 HR: 0 S: 8 P: 12 ERA: 0.00 WHIP: 2.000	IP: 0.2 WLS: L BF: 7 H: 3 R: 4 ER: 4 SO: 0 BB: 2 IBB: 0 HBP: 0 BLK: 0 WP: 0 HR: 0 S: 5 P: 13 ERA: 54.00 WHIP: 7.500	IP: 1.1 WLS: L BF: 5 H: 1 R: 0 ER: 0 SO: 2 BB: 0 IBB: 0 HBP: 0 BLK: 0 WP: 0 HR: 0 S: 9 P: 9 ERA: 0.00 WHIP: 0.750	IP: 1.0 WLS: L BF: 4 H: 0 R: 0 ER: 0 SO: 0 BB: 1 IBB: 0 HBP: 0 BLK: 0 WP: 0 HR: 0 S: 3 P: 7 ERA: 0.00 WHIP: 1.000	IP: 1.0 WLS: L BF: 3 H: 0 R: 0 ER: 0 SO: 1 BB: 0 IBB: 0 HBP: 0 BLK: 0 WP: 0 HR: 0 S: 5 P: 5 ERA: 0.00 WHIP: 0.000															

Batter	1	2	3	4	5	6	7	8	9	AB	R	H	RBI	BB	SO	LOB	BOTTOM
11 Jimmy Rollins, S (1,6) OBP: 0.400, SLG: 0.250										2	0	0	0	0	0	0	Houston Astros @ Philadelphia Phillies Bright House Field, Clearwater, FL Wed Mar 07 2012, 1:10 PM - 4:06 PM EST Att: 7,422 - Sunny - 81 F
13 Freddy Galvis, S (5,6) OBP: 0.308, SLG: 0.455										1	1	0	0	1	0	0	
8 Shane Victorino, S (1,8) OBP: 0.200, SLG: 0.200										2	0	1	0	0	0	0	
22 Scott Podsednik, L (5,8) OBP: 0.600, SLG: 0.875										1	1	1	0	1	0	0	
3 Hunter Pence, R (1,9) OBP: 0.360, SLG: 0.889										2	0	0	0	0	1	1	
16 Luis Montanez, R (5,9) OBP: 0.400, SLG: 1.000										2	0	1	2	0	0	1	
25 Jim Thome, L (1,10) OBP: 0.375, SLG: 0.429										2	0	0	0	1	2	2	
64 Tyson Gillies, L (9,PH) OBP: 0.444, SLG: 0.500										1	0	0	0	0	1	1	
15 John Mayberry Jr., R (1,3) OBP: 0.273, SLG: 0.364										2	0	0	0	0	0	1	
29 Hector Luna, R (6,3) OBP: 0.444, SLG: 0.875										2	1	1	1	0	0	0	
19 Laynce Nix, L (1,7)										3	0	0	0	1	0	0	
28 Kevin Frandsen, R (1,5) OBP: 0.154, SLG: 0.333										4	0	0	0	0	0	1	
31 Erik Kratz, R (1,2) OBP: 0.333, SLG: 0.333										2	0	1	0	0	0	0	
62 Sebastian Valle, R (8,2)										2	0	0	0	0	1	0	
7 Michael Martinez, S (1,4) OBP: 0.300, SLG: 0.667										2	0	0	0	0	0	2	
4 Pete Orr, L (6,4)										1	0	0	0	0	0	0	
Inning Stats	R: 0 E: 0 K: 0 S: 3	H: 0 LOB: 0 BB: 0 P: 3	R: 0 E: 0 K: 0 S: 2	H: 0 LOB: 0 BB: 1 P: 6	R: 0 E: 0 K: 2 S: 8	H: 1 LOB: 1 BB: 0 P: 8	R: 0 E: 0 K: 0 S: 4	H: 1 LOB: 2 BB: 1 P: 8	R: 0 E: 0 K: 1 S: 5	H: 0 LOB: 1 BB: 1 P: 9	R: 0 E: 0 K: 0 S: 3	H: 0 LOB: 0 BB: 0 P: 3	R: 2 E: 0 K: 2 S: 9	H: 2 LOB: 1 BB: 1 P: 13			

Batter	1	2	3	4	5	6	7	8	9	AB	R	H	RBI	BB	SO	LOB	TOP																	
64 Tyson Gillies, L (1, 8) OBP: 0.357, SLG: 0.333 10 Juan Pierre, L (5, 7) OBP: 0.500, SLG: 0.400	G4-3		FC6-4 BB		G3-1		F8 15 2B 16 1B	F8		2	0	0	0	1	0	1	Philadelphia Phillies @ Detroit Tigers Joker Marchant Stadium, Lakeland, FL Fri Mar 09 2012, 1:14 PM - 3:57 PM EST Att: 8,552 - Partly Cloudy - 77 F																	
22 Scott Podsednik, L (1, 7) OBP: 0.471, SLG: 0.571	HBP		FC6-4		F7		B3	FC6-2 15 S 15 S		4	0	1	0	0	0	4																		
24 Ty Wigginton, R (1, 3) OBP: 0.303, SLG: 0.556 15 John Mayberry Jr., R (5, 3) OBP: 0.294, SLG: 0.375	K				F8		F8	FC6-2 16 CS 16 CS		1	0	0	0	1	1	1																		
3 Hunter Pence, R (1, 9) OBP: 0.400, SLG: 0.786 16 Luis Montanez, R (5, 9) OBP: 0.500, SLG: 1.111	K				1B		F8	CS	P3	2	0	1	0	0	1	1																		
19 Lavnce Nix, L (1, 10) OBP: 0.316, SLG: 0.071 74 César Hernández, S (6, PR)			P5		F8		SF7		G4-3	3	0	1	0	0	0	2																		
51 Carlos Ruiz, R (1, 2) OBP: 0.600, SLG: 1.200 62 Sebastian Valle, R (6, 2)	F7				L9		HR		K	3	1	1	3	0	0	2																		
29 Hector Luna, R (1, 5) OBP: 0.308, SLG: 0.583 28 Kevin Frandsen, R (5, 5) OBP: 0.200, SLG: 0.357	G5-3				L5		F9			2	0	0	0	0	0	2																		
4 Pete Orr, L (1, 4)			G4-3		B2		G3			3	0	0	0	1	0	1																		
13 Freddy Galvis, S (1, 6) OBP: 0.375, SLG: 0.500 7 Michael Martínez, S (6, 6) OBP: 0.357, SLG: 0.662			G3-1							2	0	1	0	0	0	0																		
										2	1	1	0	0	0	3																		
Inning Stats	R: 0 E: 1 K: 2 S: 7	H: 0 LOB: 1 BB: 0 P: 8	R: 0 E: 0 K: 0 S: 3	H: 0 LOB: 0 BB: 0 P: 3	R: 0 E: 0 K: 0 S: 3	H: 0 LOB: 1 BB: 1 P: 7	R: 0 E: 0 K: 0 S: 4	H: 1 LOB: 2 BB: 1 P: 8	R: 0 E: 0 K: 0 S: 4	H: 1 LOB: 1 BB: 0 P: 5	R: 3 E: 0 K: 0 S: 8	H: 3 LOB: 1 BB: 0 P: 10	R: 4 E: 0 K: 0 S: 8	H: 5 LOB: 3 BB: 2 P: 16	R: 0 E: 1 K: 0 S: 5	H: 1 LOB: 0 BB: 0 P: 5	R: 0 E: 0 K: 1 S: 5	H: 0 LOB: 0 BB: 0 P: 5	1B: 9 2B: 1 3B: 0 HR: 1	SF: 1 SAC: 0 DP: 0 HBP: 1	WP: 2 PB: 0 SB: 1 CS: 1	PA: 43												
PITCHER	IP WLS BF H R ER SO BB IBB HBP BLK WP HR S P ERA WHIP																																	
37 Max Scherzer, R (1, 1) ERA: 6.23	3.1	14	1	0	0	2	2	0	1	0	0	0	0	1	13	24	0.00	0.900																
57 Adam Wilk, L (4, 1) ERA: 6.75	2.1	11	4	3	3	0	0	0	0	0	0	1	1	1	1	1	11.57	1.714																
38 Tyler Stohr, R (6, 1) ERA: 16.88	0.1	1	0	0	0	0	0	0	0	0	0	0	0	1	1	0.00	0.000																	
34 David Pauley, R (7, 1) ERA: 16.88	0.2	9	5	4	4	0	2	0	0	0	0	1	0	7	15	54.00	10.500																	
31 Collin Balester, R (7, 1) ERA:	1.1	4	1	0	0	0	0	0	0	0	0	0	0	6	6	0.00	0.750																	

Batter	1	2	3	4	5	6	7	8	9	AB	R	H	RBI	BB	SO	LOB	BOTTOM																	
14 Austin Jackson, R (1, 8) OBP: 0.429, SLG: 0.583 66 Quintin Berry, L (5, PR) OBP: 0.556, SLG: 0.875	K		K		E5 15 G5-3		G3		F8 74 1B	3	0	0	0	0	2	1	Philadelphia Phillies @ Detroit Tigers Joker Marchant Stadium, Lakeland, FL Fri Mar 09 2012, 1:14 PM - 3:57 PM EST Att: 8,552 - Partly Cloudy - 77 F																	
74 Eric Patterson, L (1, 9) OBP: 0.687, SLG: 1.500	HR		HR		F8		F8 52 1B		HR	5	2	4	4	0	0	1																		
15 Brandon Inge, R (1, 4) OBP: 0.308, SLG: 0.417 52 Hernán Pérez, R (6, 4) OBP: 0.333, SLG: 0.333	G1-3		F7		G5-3		G3		F8	3	0	0	0	0	0	1																		
28 Prince Fielder, L (1, 3) OBP: 0.460, SLG: 0.538 79 Nick Castellanos, R (6, 5) OBP: 0.250, SLG: 0.250	G6-3		G3-1		K		F8		K	2	0	0	0	0	1	3																		
27 Jhonny Peralta, R (1, 6) OBP: 0.364, SLG: 0.636 70 Argenis Díaz, R (6, PR)	K		K		K		SH5-3 32 1B		F8	3	0	1	0	0	2	0																		
12 Andy Dirks, L (1, 7) OBP: 0.485, SLG: 0.400 72 Jerad Head, R (6, PH) OBP: 0.250, SLG: 0.571					G4-3		L6		G6-3	2	0	1	0	0	0	0																		
32 Don Kelly, L (1, 5) OBP: 0.364, SLG: 0.600	K				HR		SH5-3		G6-3	2	1	1	1	1	1	1																		
71 Rob Brantly, L (1, 10) OBP: 0.500, SLG: 0.400 82 Curt Casali, R (8, PH) OBP: 0.200, SLG: 0.200	G6-3						F9		F8	3	0	1	0	0	0	3																		
67 Omar Santos, R (1, 2) OBP: 0.500, SLG: 0.500 76 Bryan Holaday, R (6, 2)					F7				F8	2	0	0	0	0	1	2																		
										2	0	0	0	0	1	2																		
Inning Stats	R: 1 E: 0 K: 1 S: 6	H: 1 LOB: 0 BB: 0 P: 6	R: 0 E: 0 K: 2 S: 8	H: 1 LOB: 1 BB: 0 P: 8	R: 2 E: 0 K: 1 S: 9	H: 2 LOB: 0 BB: 0 P: 10	R: 1 E: 0 K: 1 S: 8	H: 2 LOB: 1 BB: 0 P: 9	R: 0 E: 0 K: 0 S: 6	H: 0 LOB: 2 BB: 0 P: 6	R: 0 E: 0 K: 0 S: 4	H: 1 LOB: 2 BB: 0 P: 4	R: 0 E: 0 K: 0 S: 7	H: 2 LOB: 2 BB: 0 P: 7	R: 0 E: 0 K: 0 S: 4	H: 1 LOB: 1 BB: 1 P: 8	R: 1 E: 0 K: 1 S: 7	H: 2 LOB: 1 BB: 0 P: 7	1B: 8 2B: 1 3B: 0 HR: 3	SF: 0 SAC: 1 DP: 0 HBP: 0	WP: 0 PB: 0 SB: 0 CS: 0	PA: 41												
PITCHER	IP WLS BF H R ER SO BB IBB HBP BLK WP HR S P ERA WHIP																																	
34 Roy Halladay, R (1, 1) ERA: 7.2	3.0	13	4	3	3	4	0	0	0	0	0	0	0	1	14	15	4.50	1.000																
39 Joel Poino, R (4, 1) ERA: 4.5	2.0	9	2	1	1	2	0	0	0	0	0	0	0	9	9	0.00	1.200																	
65 Jeremy Horst, L (6, 1) ERA:	1.2	7	2	0	0	1	0	0	0	0	0	0	0	6	10	0.00	2.250																	
57 David Herndon, R (7, 1) ERA:	1.1	7	2	0	0	0	1	0	0	0	0	0	0	7	7	9.00	2.000																	
48 Brian Sanchez, R (9, 1) ERA: 9.0	1.0	5	2	1	1	1	0	0	0	0	0	0	0	7	7	9.00	2.000																	



Batter	1	2	3	4	5	6	7	8	9	AB	R	H	RBI	BB	SO	LOB	TOP			
3 Ryan Flaherty, L (1, 6) OBP: 0.313, SLG: 0.400 68 Steve Tolleson, R (6, 6) OBP: 0.375, SLG: 0.286										3	0	1	0	0	0	2	<p>Baltimore Orioles @ Philadelphia Phillies Bright House Field, Clearwater, FL Sat Mar 10 2012, 1:09 PM - 3:26 PM EST Att: 9,725 - Cloudy - 77 F</p> <p>livebaseballscorecards.com</p>			
24 Wilson Betemit, S (1, 5) OBP: 0.287, SLG: 0.231 25 Josh Bell, S (6, 5) OBP: 0.308, SLG: 0.273										3	0	1	0	0	2	0				
36 Nick Johnson, L (1, 10) OBP: 0.462, SLG: 0.222 85 Manny Machado, R (9, PH) OBP: 0.200, SLG: 0.200										3	0	0	0	0	2	2				
32 Matt Wieters, S (1, 2) OBP: 0.100, SLG: 0.100 71 L.J. Hoes, R (6, 7)										3	0	0	0	0	2	2				
19 Chris Davis, L (1, 3) OBP: 0.308, SLG: 0.538 72 Caleb Joseph, R (6, 2) OBP: 0.667, SLG: 1.000										3	1	1	1	0	1	2				
13 Iai Miller, R (1, 9) OBP: 0.455, SLG: 0.600 80 Scott Beener, R (7, 9) OBP: 0.333, SLG: 0.333										3	0	1	0	0	1	0				
51 Joe Mahoney, L (1, 7) OBP: 0.133, SLG: 0.133										3	0	0	0	0	1	1				
54 Matt Antonelli, R (1, 4) OBP: 0.583, SLG: 0.286 6 Ryan Adams, R (7, 4) OBP: 0.300, SLG: 0.125										2	0	0	0	1	0	0				
70 Xavier Avery, L (1, 8) OBP: 0.313, SLG: 0.333 86 Antwan Richardson, S (8, 8)										3	0	1	0	0	1	0				
										0	0	0	0	0	0	0				
Inning Stats	R: 0 E: 0 K: 2 S: 9	H: 2 LOB: 2 BB: 0 P: 9	R: 0 E: 0 K: 0 S: 4	H: 2 LOB: 2 BB: 1 P: 8	R: 0 E: 0 K: 1 S: 5	H: 0 LOB: 0 BB: 0 P: 5	R: 1 E: 0 K: 2 S: 9	H: 1 LOB: 0 BB: 0 P: 9	R: 0 E: 0 K: 1 S: 5	H: 0 LOB: 0 BB: 0 P: 5	R: 0 E: 0 K: 0 S: 3	H: 0 LOB: 0 BB: 0 P: 3	R: 0 E: 0 K: 2 S: 7	H: 0 LOB: 0 BB: 0 P: 7	R: 0 E: 0 K: 0 S: 3	H: 0 LOB: 0 BB: 0 P: 3	1B: 4 2B: 0 3B: 0 HR: 1	SF: 0 SAC: 0 DP: 1 HBP: 0	WP: 0 PB: 0 SB: 0 CS: 0	PA: 32
PITCHER	IP WLS BF H R ER SO BB IBB HBP BLK WP HR S P ERA WHIP																			
56 Joe Blanton, R (1, 1) ERA: 1.5	3.0	13	4	0	0	3	1	0	0	0	0	0	0	0	1	18	22	0.00	1.667	
59 Scott Elarton, R (4, 1) ERA: 1.5	4.0	L 13	1	1	1	4	0	0	0	0	0	0	0	0	1	22	22	2.25	0.250	
46 Raul Valdes, L (8, 1) ERA: 1.5	1.0	3	0	0	0	2	0	0	0	0	0	0	0	0	7	7	0.00	0.000		
55 Joe Savery, L (9, 1) ERA: 1.5	1.0	3	0	0	0	0	0	0	0	0	0	0	0	0	3	3	0.00	0.000		

Batter	1	2	3	4	5	6	7	8	9	AB	R	H	RBI	BB	SO	LOB	BOTTOM			
11 Jimmy Rollins, S (1, 6) OBP: 0.313, SLG: 0.214 7 Michael Martinez, S (7, 6) OBP: 0.333, SLG: 0.643										3	0	1	0	0	0	2	<p>Baltimore Orioles @ Philadelphia Phillies Bright House Field, Clearwater, FL Sat Mar 10 2012, 1:09 PM - 3:26 PM EST Att: 9,725 - Cloudy - 77 F</p> <p>livebaseballscorecards.com</p>			
27 Placido Polanco, R (1, 5) OBP: 0.556, SLG: 0.500 4 Pete Orr, L (6, FR) (7, 5)										3	0	1	0	0	0	1				
8 Shane Victorino, S (1, 8) OBP: 0.250, SLG: 0.500 64 Tyson Gillies, L (7, 8) OBP: 0.333, SLG: 0.308										3	0	1	0	0	1	2				
25 Jim Thome, L (1, 10) OBP: 0.286, SLG: 0.308 19 Laynce Nix, L (9, PH) OBP: 0.350, SLG: 0.133 22 Scott Podsednik, L (9, FR) OBP: 0.471, SLG: 0.571										3	0	0	0	0	1	3				
3 Hunter Pence, R (1, 9) OBP: 0.333, SLG: 0.647 16 Luis Montanez, R (8, 9) OBP: 0.455, SLG: 1.000										3	0	0	0	0	1	1				
24 Ty Wigington, R (1, 3) OBP: 0.444, SLG: 0.417 29 Hector Luna, R (8, 3) OBP: 0.308, SLG: 0.583										3	0	0	0	0	2	0				
15 John Mayberry Jr., R (1, 7) OBP: 0.250, SLG: 0.316 10 Juan Pierre, L (8, 7) OBP: 0.500, SLG: 0.400										3	0	0	0	0	1	0				
13 Freddy Galvis, S (1, 4) OBP: 0.316, SLG: 0.412										3	0	0	0	0	1	0				
77 Tuffy Gosewisch, R (1, 2) OBP: 0.444, SLG: 0.556 61 Steven Lerud, L (8, 2)										2	0	2	0	0	0	0				
										1	0	0	0	0	1	0				
Inning Stats	R: 0 E: 0 K: 0 S: 3	H: 1 LOB: 0 BB: 0 P: 4	R: 0 E: 0 K: 1 S: 5	H: 0 LOB: 0 BB: 0 P: 5	R: 0 E: 0 K: 1 S: 6	H: 1 LOB: 1 BB: 0 P: 6	R: 0 E: 0 K: 2 S: 8	H: 1 LOB: 0 BB: 0 P: 8	R: 0 E: 0 K: 1 S: 5	H: 0 LOB: 0 BB: 0 P: 5	R: 0 E: 0 K: 1 S: 7	H: 2 LOB: 2 BB: 0 P: 7	R: 0 E: 0 K: 1 S: 5	H: 0 LOB: 0 BB: 0 P: 5	R: 0 E: 0 K: 1 S: 6	H: 1 LOB: 2 BB: 0 P: 7	1B: 4 2B: 2 3B: 0 HR: 0	SF: 0 SAC: 0 DP: 0 HBP: 0	WP: 0 PB: 0 SB: 1 CS: 1	PA: 32
PITCHER	IP WLS BF H R ER SO BB IBB HBP BLK WP HR S P ERA WHIP																			
17 Brian Matusz, L (1, 1) ERA: 4.5	4.0	W 14	3	0	0	4	0	0	0	0	0	0	0	0	17	17	0.00	0.667		
55 Alfredo Simon, R (5, 1) ERA: 1.5	3.0	H 11	2	0	0	3	0	0	0	0	0	0	0	0	5	5	0.00	0.000		
65 Oscar Villarreal, R (8, 1) ERA: 1.5	1.0	H 3	0	0	0	1	0	0	0	0	0	0	0	6	7	0.00	1.000			
81 Miguel Socolovich, R (9, 1) ERA: 1.5	1.0	S 4	1	0	0	1	0	0	0	0	0	0	0	6	7	0.00	1.000			



Batter	1	2	3	4	5	6	7	8	9	10	AB	R	H	RBI	BB	SO	LOB	TOP								
39 Ramon Santiago, S OBP: 0.444, SLG: 0.563 29 Dixon Machado, R (6, 6)	0-1 25 HR 1B		0-0 25 G6-4-3 1B		0-0 25 2B 1B		0-0 P3		0-0 L1		3	2	3	0	0	0	0									
25 Ryan Rabun, R OBP: 0.500, SLG: 1.700 52 Hernán Pérez, R OBP: 0.400, SLG: 0.250	3-2 1H HR		0-0 G6-4-3		0-0 24 G3 1H 2B		4-0 65 CS BB		0-0 F9		3	1	2	3	0	0	1									
24 Miguel Cabrera, R OBP: 0.391, SLG: 0.526 65 Audry Ciraco, R OBP: 0.333, SLG: 0.333	0-0 1B		0-0 1B		0-0 G3		0-0 SAFE F8		0-0 F8		3	0	2	0	0	0	1									
21 Delmon Young, R OBP: 0.412, SLG: 0.933 73 Brandon Douglas, R (6, PH)	0-2 K		0-3 K		0-0 G5-3		0-3 K		0-0 G4-3		3	0	0	0	0	2	3									
28 Jamie Johnson, L (10, PH)	0-0 K		0-0 K		0-0 G4-3		0-3 K2-3		0-0 G4-3		3	1	0	0	1	2	2									
12 Andy Dirks, L OBP: 0.400, SLG: 0.306	0-3 K		0-0 K		4-0 32 1B 36 FC6-4 BB		4-0 32 WP BB		0-0 F9		2	0	0	0	1	0	2									
9 Gerald Laird, R OBP: 0.391, SLG: 0.526 76 Bryan Holaday, R (6, 2)	0-0 F8		0-0 F8		0-0 P3		4-0 32 WP BB		0-0 G4-3		2	0	2	0	1	0	0									
32 Don Kelly, L OBP: 0.500, SLG: 0.667 27 Rawley Bishop, R (6, 3)		0-0 73 G4-6-3 1B		0-0 36 FC6-4 1B		4-0 73 G6-3 BB		0-0 G4-3		0-0 G4-3		2	0	2	0	1	0									
36 Cleo Thomas, L OBP: 0.167, SLG: 0.222		0-0 F8		0-0 FC6-4		0-0 F7		0-0 F7		0-0 F7		4	0	0	1	0	0	4								
73 Matt Young, L (1, 7)		0-0 G4-6-3		0-0 G5-3		0-0 G6-3		4-0 BB		4-0 BB		3	0	0	0	1	0	4								
Inning Stats	R: 2 E: 0 K: 2 S: 13	H: 3 LOB: 1 BB: 0 P: 16	R: 0 E: 0 K: 0 S: 3	H: 1 LOB: 0 BB: 0 P: 3	R: 0 E: 0 K: 1 S: 6	H: 2 LOB: 1 BB: 0 P: 8	R: 1 E: 0 K: 0 S: 4	H: 1 LOB: 1 BB: 1 P: 8	R: 1 E: 0 K: 0 S: 5	H: 2 LOB: 1 BB: 0 P: 5	R: 0 E: 0 K: 0 S: 2	H: 0 LOB: 1 BB: 2 P: 10	R: 0 E: 0 K: 2 S: 7	H: 0 LOB: 0 BB: 0 P: 7	R: 0 E: 0 K: 0 S: 3	H: 0 LOB: 1 BB: 1 P: 7	R: 0 E: 0 K: 0 S: 3	H: 0 LOB: 0 BB: 0 P: 3	1B: 7 2B: 1 3B: 0 HR: 1	SF: 0 SAC: 0 DP: 3 HBP: 0	WP: 1 PB: 0 SB: 0 CS: 1	PA: 40				
PITCHER	IP WLS BF H R ER SO BB IBB HBP BLK WP HR S P ERA WHIP	33 Cliff Lee, L ERA: 3.6 50 Chad Qualls, R ERA: 12.9 58 Jonathan Papelbon, R ERA: 3.0 43 Philippe Aumont, R ERA: 3.0 66 JC Ramirez, R ERA:	1.1 4.1 5.1 6.1 7.1	3.0 1.0 1.0 1.0 1.0	13 5 5 4 3	6 1 2 0 0	2 1 1 0 0	2 0 0 0 0	3 0 0 0 0	0 0 0 0 0	0 0 0 0 0	0 0 0 0 0	1 0 0 0 0	0 0 0 0 0	0 0 0 0 0	0 0 0 0 0	0 0 0 0 0	0 0 0 0 0	0 0 0 0 0	7 7 3 3 3	0 0 0 0 0	0 0 0 0 0	0 0 0 0 0	6.00 9.00 9.00 0.00 0.00	2.000 2.000 2.000 2.000 1.000	
PITCHER	IP WLS BF H R ER SO BB IBB HBP BLK WP HR S P ERA WHIP	63 Jake Diekman, L ERA: 76 B.J. Rosenberg, R ERA: 38 Tyson Brummett, R (10, 1) ERA:	(8, 1) (9, 1) (10, 1)	1.0 1.0 1.0	3 4 3	0 0 0	0 0 0	0 0 0	2 0 0	0 0 0	0 0 0	0 0 0	0 0 0	0 0 0	0 0 0	0 0 0	0 0 0	0 0 0	0 0 0	7 7 3	0 0 0	0 0 0	0 0 0	0 0 0	0.00 0.00 0.00	0.000 1.000 0.000

Detroit Tigers @ Philadelphia Phillies
Bright House Field, Clearwater, FL
Sun Mar 11 2012, 1:09 PM - 4:17 PM EDT
Att: 9,073 - Partly Cloudy - 80 F

AB	35
R	4
H	9
RBI	4
BB	5
SO	5
LOB	19



Batter	1	2	3	4	5	6	7	8	9	10	AB	R	H	RBI	BB	SO	LOB	BOTTOM										
11 Jimmy Rollins, S OBP: 0.350, SLG: 0.235 12 Troy Hanzawa, R (7, 6)	0-0 3 G5-4-3 1B		0-0 G3		4-0 25 1B BB		0-0 F8		0-0 G5-3		3	0	1	0	1	0	3											
10 Juan Pierre, L OBP: 0.353, SLG: 0.267	0-3 K		0-0 G1-3		0-3 K		0-0 G3-1		0-0 G1-3		5	0	0	0	0	2	6											
3 Hunter Pence, R OBP: 0.319, SLG: 0.619 22 Derrick Mitchell, R OBP: 1.000, SLG: 1.000	0-0 G5-4-3		0-0 G6-3		0-0 25 G6-3 15 G5-3 2B		0-0 K		0-0 P4		4	1	1	0	0	1	3											
25 Jim Thome, L OBP: 0.294, SLG: 0.313 9 Domic Brown, L (5, PR)	0-0 G6-3		0-0 G6-3		0-0 G6-3		0-0 1-2 2H 1B		0-0 P6		3	0	1	1	0	0	1											
15 John Mayberry Jr., R OBP: 0.290, SLG: 0.304 23 Jwan James, S (8, 8)	0-0 4 CS 1B		0-0 G5-3		0-0 G5-3		0-0 F7		0-0 G4-3		4	0	1	1	0	0	2											
19 Lavnce Nix, L OBP: 0.417, SLG: 0.222 21 Cody Overbeck, R (8, PR)	0-0 F8		0-0 F8		0-0 4 BB 1B		4-0 4 1B 13 1B BB		0-0 61 FC5-4 4 1B 1B		3	1	2	0	1	0	1											
4 Pete Orr, L OBP: 0.313, SLG: 0.214	1-0 CS		0-0 23 1B 13 SF8 1B		4-0 1-2 BB		0-0 13 1B 1B		0-0 61 FC5-4 1B		4	1	3	0	1	0	0											
23 Brian Schneider, L OBP: 0.143, SLG: 0.143 61 Steven Lerud, L (7, 2)	0-0 11 G3 1B		0-0 K		0-3 K		0-0 F9		0-0 FC5-4		3	0	1	0	0	1	4											
13 Freddy Galvis, S OBP: 0.348, SLG: 0.421	0-0 SF8		0-0 SF8		1-0 11 BB 25 1B HBP		0-0 1-2 2H 1B		0-0 F8		2	1	1	2	0	0	1											
Inning Stats	R: 0 E: 0 K: 1 S: 5	H: 1 LOB: 0 BB: 0 P: 5	R: 0 E: 0 K: 0 S: 3	H: 1 LOB: 0 BB: 0 P: 4	R: 1 E: 0 K: 0 S: 5	H: 2 LOB: 1 BB: 0 P: 5	R: 1 E: 0 K: 1 S: 7	H: 2 LOB: 2 BB: 1 P: 11	R: 1 E: 0 K: 0 S: 5	H: 2 LOB: 2 BB: 1 P: 9	R: 0 E: 0 K: 0 S: 3	H: 0 LOB: 0 BB: 0 P: 3	R: 0 E: 0 K: 0 S: 4	H: 2 LOB: 1 BB: 0 P: 4	R: 0 E: 1 K: 1 S: 7	H: 1 LOB: 2 BB: 0 P: 7	R: 0 E: 0 K: 0 S: 3	H: 0 LOB: 0 BB: 0 P: 3	1B: 11 2B: 1 3B: 0 HR: 0	SF: 1 SAC: 0 DP: 2 HBP: 1	WP: 0 PB: 0 SB: 0 CS: 1	PA: 45						
PITCHER	IP WLS BF H R ER SO BB IBB HBP BLK WP HR S P ERA WHIP	21 Rick Porcello, R ERA: 3.0 55 Daniel Schlereth, L ERA: 2.6 56 Jose Ortega, R ERA: 2.7 68 Chris Bootcheck, R ERA: 60 Braylan Villarreal, R ERA:	(1, 1) (8, 1) (5, 1) (7, 1) (8, 1)	4.0 0.2 1.1 1.1 2.0	6 5 7 5 7	2 1 2 2 1	2 1 1 0 0	2 0 0 0 0	2 1 0 0 0	0 0 0 0 0	0 0 0 0 0	0 0 0 0 0	0 0 0 0 0	0 0 0 0 0	0 0 0 0 0	0 0 0 0 0	0 0 0 0 0	0 0 0 0 0	0 0 0 0 0	3 3 6 5 9	0 0 0 0 0	0 0 0 0 0	0.00 13.50 6.75 0.00 0.00	1.750 3.000 2.250 2.000 0.500				
PITCHER	IP WLS BF H R ER SO BB IBB HBP BLK WP HR S P ERA WHIP	43 Robbie Weinhardt, R ERA:	(10, 1)	1.0	3	0	0	0	0	0	0	0	0	0	0	0	0	0	0	0	3	3	0	0	0	0	0.00	0.000

Detroit Tigers @ Philadelphia Phillies
Bright House Field, Clearwater, FL
Sun Mar 11 2012, 1:09 PM - 4:17 PM EDT
Att: 9,073 - Partly Cloudy - 80 F

AB	39
R	4
H	12
RBI	4
BB	3
SO	5
LOB	26



Batter	1	2	3	4	5	6	7	8	9	AB	R	H	RBI	BB	SO	LOB	TOP																	
11 Jimmy Rollins, S OBP: 0.348, SLG: 0.400 13 Freddy Galvis, S OBP: 0.348, SLG: 0.421	G3-1		K					SH1-3		3	1	1	1	0	1	0	Philadelphia Phillies @ Pittsburgh Pirates McKechnie Field, Bradenton, FL Mon Mar 12 2012, 1:08 PM - 3:29 PM EDT Att: 6,556 - Sunny - 81 F																	
10 Juan Pierre, L OBP: 0.350, SLG: 0.278 9 Dornic Brown, L OBP: 0.333, SLG: 0.636	1B		G3		L5			2B 1B		3	0	1	0	0	0	0																		
8 Shane Victorino, S OBP: 0.227, SLG: 0.409 28 Kevin Frandsen, R OBP: 0.263, SLG: 0.353	1B		F7				F8	77 CS 1B		3	0	1	0	0	0	0																		
19 Laynce Nix, L OBP: 0.400, SLG: 0.211 29 Hector Luna, R OBP: 0.250, SLG: 0.579	K				HR		F8	F8		1	0	0	0	0	1	2																		
51 Carlos Ruiz, R OBP: 0.500, SLG: 0.875 77 Tuffy Gosewisch, R OBP: 0.400, SLG: 0.500		64 SH5-4 22 1B		G4-3		L7		CS	K	3	0	1	0	0	0	0																		
22 Scott Podsednik, L OBP: 0.435, SLG: 0.500 16 Luis Montanez, R OBP: 0.438, SLG: 0.786	1B		G4-3				K	64 FC4-6 BB		3	0	1	0	0	1	0																		
64 Tyson Gillies, L OBP: 0.238, SLG: 0.211	SH5-4		G4-3				F7	FC4-6 CS		3	0	0	0	0	0	1																		
4 Pete Orr, L OBP: 0.263, SLG: 0.176	K				G6-3		K	CS		3	0	0	0	0	2	2																		
7 Michael Martinez, S OBP: 0.364, SLG: 0.526	G6-3				G4-3			13 SH1-3 9 3B		3	1	1	0	0	0	2																		
Inning Stats	R: 0 E: 0 K: 1 S: 6	H: 2 LOB: 1 P: 6	R: 0 E: 0 K: 1 S: 7	H: 2 LOB: 2 P: 7	R: 0 E: 0 K: 1 S: 5	H: 0 LOB: 0 P: 5	R: 1 E: 0 K: 0 S: 5	H: 1 LOB: 0 P: 8	R: 1 E: 0 K: 0 S: 6	H: 1 LOB: 0 P: 9	R: 0 E: 0 K: 0 S: 3	H: 0 LOB: 0 P: 3	R: 0 E: 0 K: 2 S: 7	H: 0 LOB: 0 P: 7	R: 2 E: 0 K: 0 S: 5	H: 3 LOB: 0 P: 6		R: 0 E: 0 K: 1 S: 4	H: 0 LOB: 0 P: 9	1B: 6 2B: 0 3B: 1 HR: 2	SF: 0 SAC: 2 DP: 0 HBP: 0	WP: 0 PB: 0 SB: 0 CS: 3	PA: 36											
PITCHER	IP WLS BF H R ER SO BB IBB HBP BLK WP HR S P ERA WHIP																																	
50 Charlie Morton, R ERA: 3.5	2.0	7	4	0	2	0	0	0	0	0	0	0	0	0	10	13	0.00	2.000																
30 Chris Resop, R ERA: 10.8	2.0	L	7	1	1	1	0	0	0	0	0	0	0	1	10	13	4.50	0.500																
44 Tony Watson, L ERA: 10.8	1.0		4	1	1	1	0	0	0	0	0	0	0	1	6	9	9.00	1.000																
99 Rudy Owens, L ERA: 5.4	1.0		3	0	0	0	0	0	0	0	0	0	0	3	3	0.00	0.000																	
17 Ryohei Igarashi, R ERA: 5.4	2.0		8	3	2	2	0	0	0	0	0	0	0	12	13	9.00	1.500																	
PITCHER	IP WLS BF H R ER SO BB IBB HBP BLK WP HR S P ERA WHIP																																	
77 Juan Cruz, R ERA:	1.0		3	0	0	1	1	0	0	0	0	0	0	0	4	9	0.00	1.000																

Batter	1	2	3	4	5	6	7	8	9	AB	R	H	RBI	BB	SO	LOB	BOTTOM																	
7 Alex Presley, L OBP: 0.350, SLG: 0.450 Mel Rojas Jr., S	K			G6-3		F9		G4-3		2	0	0	0	0	1	0	Philadelphia Phillies @ Pittsburgh Pirates McKechnie Field, Bradenton, FL Mon Mar 12 2012, 1:08 PM - 3:29 PM EDT Att: 6,556 - Sunny - 81 F																	
2 Nate McLouth, L OBP: 0.563, SLG: 0.538 62 Gorkys Hernandez, R OBP: 0.333, SLG: 0.214	K			K					F9	2	0	0	0	0	2	0																		
22 Andrew McCutchen, R OBP: 0.412, SLG: 0.583 64 Starling Marte, R OBP: 0.563, SLG: 1.000	G5-3			K						2	0	0	0	0	1	0																		
18 Neil Walker, S OBP: 0.100, SLG: 0.100 36 Yamaico Navarro, R OBP: 0.412, SLG: 0.436	K				F8		G4-3		G5-3	2	0	0	0	0	1	0																		
14 Casey McGehee, R OBP: 0.286, SLG: 0.429	P4				G5-3		E6			3	0	0	0	0	0	0																		
46 Garrett Jones, L OBP: 0.267, SLG: 0.429 65 Matt Hague, R OBP: 0.333, SLG: 0.533	K				K					2	0	0	0	0	2	0																		
24 Pedro Alvarez, L OBP: 0.188, SLG: 0.563 69 Jordy Mercer, R OBP: 0.385, SLG: 0.364				K						1	0	1	0	0	0	0																		
12 Clint Barmes, R OBP: 0.333, SLG: 0.467 3 Chase d'Arnaud, R OBP: 0.333, SLG: 0.390				K						1	0	0	0	0	0	1																		
68 Eric Fryer, R OBP: 0.455, SLG: 0.333 71 Tony Sanchez, R OBP: 0.250, SLG: 0.143				G4-3						1	0	0	0	1	0	0																		
Inning Stats	R: 0 E: 0 K: 2 S: 7	H: 0 LOB: 0 P: 7	R: 0 E: 0 K: 2 S: 7	H: 0 LOB: 0 P: 7	R: 0 E: 0 K: 2 S: 7	H: 0 LOB: 0 P: 7	R: 0 E: 0 K: 2 S: 7	H: 0 LOB: 0 P: 7	R: 0 E: 0 K: 1 S: 5	H: 0 LOB: 0 P: 5	R: 0 E: 0 K: 1 S: 5	H: 0 LOB: 1 P: 9	R: 1 E: 1 K: 1 S: 7	H: 1 LOB: 1 P: 8	R: 0 E: 0 K: 0 S: 4	H: 1 LOB: 0 P: 4		R: 0 E: 0 K: 1 S: 5	H: 0 LOB: 0 P: 5	1B: 2 2B: 0 3B: 0 HR: 0	SF: 0 SAC: 0 DP: 0 HBP: 0	WP: 0 PB: 0 SB: 1 CS: 0	PA: 31											
PITCHER	IP WLS BF H R ER SO BB IBB HBP BLK WP HR S P ERA WHIP																																	
49 Vance Worley, R ERA: 2.25	1.0	W	12	0	0	0	2	1	0	0	0	0	0	0	10	14	0.00	0.500																
57 David Herndon, R ERA:	1.0	H	5	1	1	0	1	0	0	0	0	0	0	7	8	0.00	1.000																	
37 Antonio Bastardo, L ERA:	1.0	H	4	1	0	0	0	0	0	0	0	0	0	4	4	0.00	1.000																	
44 Michael Schwimer, R ERA:	1.0	S	3	0	0	0	1	0	0	0	0	0	0	5	5	0.00	0.000																	

AB 31
R 4
H 9
RBI 4
BB 1
SO 6
LOB 8



AB 30
R 1
H 2
RBI 0
BB 1
SO 12
LOB 7




Batter	1	2	3	4	5	6	7	8	9	10	AB	R	H	RBI	BB	SO	LOB								
22 Scott Podsednik, L OBP: 0.393, SLG: 0.440 (1.8)	G4-3		F7		F9		1B		SH1-3	K	5	0	1	0	0	1	4								
4 Pete Orr, L OBP: 0.292, SLG: 0.200 (1.5)	G3-1			F7		15 16 1B	SF7				3	1	1	1	0	0	0								
15 John Mayberry Jr., R OBP: 0.222, SLG: 0.269 (1.3)					F9						3	0	0	0	0	0	1								
29 Hector Luna, R OBP: 0.227, SLG: 0.524 (6.3)	F7					G5-3	F7			P3	2	0	0	0	0	0	4								
3 Hunter Pence, R OBP: 0.474, SLG: 0.765 (1.9)		P2									3	0	1	0	0	0	1								
64 Tyson Gillies, L OBP: 0.217, SLG: 0.190 (6.8)							P3		G1-3	L3	2	0	0	0	0	0	2								
16 Luis Montanez, R OBP: 0.364, SLG: 0.263 (1.10)											3	0	2	1	0	1	1								
10 Juan Pierre, L OBP: 0.364, SLG: 0.263 (8. PH)											1	1	0	0	1	0	0								
9 Dornic Brown, L OBP: 0.353, SLG: 0.750 (1.7)											5	1	2	1	0	0	2								
23 Brian Schneider, L OBP: 0.200, SLG: 0.200 (1.2)											3	0	1	0	0	0	0								
61 Steven Lerud, L OBP: 0.333, SLG: 0.333 (7. PR)											2	1	2	1	0	0	0								
7 Michael Martinez, S OBP: 0.417, SLG: 0.571 (1.6)											2	0	2	0	0	0	0								
28 Kevin Frandsen, R OBP: 0.318, SLG: 0.421 (5. PR)											2	1	1	0	0	0	2								
13 Freddy Galvis, S OBP: 0.393, SLG: 0.455 (1.4)											3	0	2	1	1	0	1								
Inning Stats	R: 0 E: 0 K: 0 S: 3	H: 0 LOB: 0 BB: 0 P: 3	R: 0 E: 0 K: 0 S: 3	H: 1 LOB: 0 BB: 0 P: 3	R: 0 E: 0 K: 0 S: 4	H: 1 LOB: 1 BB: 0 P: 4	R: 0 E: 0 K: 1 S: 6	H: 1 LOB: 1 BB: 0 P: 6	R: 0 E: 0 K: 0 S: 5	H: 2 LOB: 2 BB: 0 P: 5	R: 1 E: 0 K: 0 S: 6	H: 2 LOB: 1 BB: 1 P: 7	R: 1 E: 0 K: 0 S: 4	H: 2 LOB: 2 BB: 1 P: 9	R: 1 E: 0 K: 0 S: 4	H: 2 LOB: 1 BB: 1 P: 8	R: 0 E: 0 K: 0 S: 8	H: 1 LOB: 2 BB: 0 P: 5	R: 2 E: 0 K: 1 S: 8	H: 3 LOB: 1 BB: 0 P: 8	1B: 12 2B: 2 3B: 0 HR: 1	SF: 2 SAC: 1 DP: 2 HBP: 2	WP: 0 PB: 0 SB: 2 CS: 0	PA: 46	
PITCHER	IP	WLS	BF	H	R	ER	SO	BB	IBB	HBP	BLK	WP	HR	S	P	ERA	WHIP								
61 Livan Hernandez, R ERA: 1.93 (1.1)	5.0		19	5	0	0	1	0	0	0	0	0	0	21	21	0.00	1.000								
28 David Carpenter, R ERA: 2.25 (6.1)	1.0	B	5	2	1	1	0	0	0	0	0	0	0	6	7	9.00	2.000								
55 Rhiner Cruz, R ERA: 108.0 (7.1)	0.1		4	2	1	1	0	1	0	1	0	0	0	2	7	27.00	9.000								
58 Fernando Abad, L ERA: (7.1)	0.2		2	0	0	0	0	0	0	0	0	0	0	2	2	0.00	0.000								
64 Lucas Harrell, R ERA: 3.19 (8.1)	2.0		10	3	1	1	0	1	0	1	0	0	0	8	13	4.50	2.000								

TOP

Philadelphia Phillies @ Houston Astros
Osceola County Stadium, Kissimmee, FL
Tue Mar 13 2012, 1:06 PM - 4:02 PM EDT
Att: 5,758 - Sunny - 68 F

AB	39
R	5
H	15
RBI	5
BB	2
SO	2
LOB	18




Batter	1	2	3	4	5	6	7	8	9	10	AB	R	H	RBI	BB	SO	LOB								
11 Jason Bourgeois, R OBP: 0.235, SLG: 0.250 (1.8)	G6-3		G5-3		F9		P3		SH3-4		4	0	0	0	0	0	4								
4 Jed Lowrie, S OBP: 0.400, SLG: 0.417 (1.6)	L8				F7						2	0	0	0	0	0	0								
36 Angel Sanchez, R OBP: 0.800, SLG: 0.750 (5.6)											3	0	2	1	0	0	1								
3 Joe Thurston, L OBP: 0.200, SLG: 0.400 (10.4)											0	0	0	0	0	0	0								
14 J.D. Martinez, R OBP: 0.421, SLG: 0.765 (1.7)											3	1	2	0	0	0	0								
47 Brad Snyder, L OBP: 0.267, SLG: 0.429 (6. PR)	L7										2	0	0	0	0	1	3								
45 Carlos Lee, R OBP: 0.308, SLG: 0.462 (1.3)											4	0	2	0	0	0	2								
95 Brandon Barnes, R OBP: 0.167, SLG: 0.167 (8. PR)											0	1	0	0	0	0	0								
75 Jon Singleton, L OBP: 0.444, SLG: 0.556 (9.3)											1	1	1	0	0	0	0								
16 Matt Downs, R OBP: 0.353, SLG: 0.533 (1.10)											3	1	0	1	1	2	3								
18 Chris Snyder, R OBP: 0.429, SLG: 0.923 (1.2)											3	0	1	0	0	1	3								
22 Carlos Corporan, S OBP: 0.143, SLG: 0.143 (7.2)											1	0	0	0	0	0	2								
97 Chris Wallace, R OBP: 0.333, SLG: 0.333 (10. PH)											1	0	0	0	0	1	2								
23 Chris Johnson, R OBP: 0.294, SLG: 0.588 (1.5)											3	0	1	0	0	0	1								
12 Brian Bixler, R OBP: 0.500, SLG: 1.000 (7. PR)											2	2	2	4	0	0	0								
17 Justin Ruggiano, R OBP: 0.267, SLG: 0.429 (1.9)											3	0	0	0	0	1	1								
6 Travis Buck, L OBP: 0.267, SLG: 0.429 (8.9)											1	0	0	0	0	0	2								
27 Jose Altuve, R OBP: 0.375, SLG: 0.400 (1.4)											2	0	1	0	1	1	0								
13 Dion Hernandez, R OBP: 0.222, SLG: 0.125 (8.5)											0	0	0	0	1	0	0								
Inning Stats	R: 0 E: 0 K: 0 S: 3	H: 0 LOB: 0 BB: 0 P: 3	R: 0 E: 0 K: 1 S: 6	H: 1 LOB: 1 BB: 0 P: 6	R: 0 E: 0 K: 2 S: 7	H: 0 LOB: 0 BB: 0 P: 7	R: 1 E: 0 K: 1 S: 7	H: 2 LOB: 1 BB: 0 P: 7	R: 0 E: 0 K: 0 S: 5	H: 1 LOB: 1 BB: 0 P: 5	R: 0 E: 0 K: 1 S: 7	H: 2 LOB: 2 BB: 0 P: 7	R: 1 E: 1 K: 1 S: 7	H: 2 LOB: 2 BB: 1 P: 11	R: 1 E: 0 K: 0 S: 5	H: 2 LOB: 1 BB: 0 P: 6	R: 0 E: 0 K: 0 S: 3	H: 0 LOB: 1 BB: 1 P: 7	R: 3 E: 0 K: 1 S: 5	H: 2 LOB: 0 BB: 1 P: 9	1B: 8 2B: 3 3B: 0 HR: 1	SF: 1 SAC: 1 DP: 0 HBP: 0	WP: 0 PB: 0 SB: 2 CS: 0	PA: 43	
PITCHER	IP	WLS	BF	H	R	ER	SO	BB	IBB	HBP	BLK	WP	HR	S	P	ERA	WHIP								
35 Cole Hamels, L ERA: 1.69 (1.1)	5.0		19	4	1	1	4	0	0	0	0	0	0	28	28	1.80	0.800								
47 Dave Bush, R ERA: 6.75 (6.1)	1.0		5	2	0	0	1	0	0	0	0	0	0	7	7	0.00	2.000								
46 Raul Valdes, L ERA: 2.25 (7.1)	1.0	B	6	2	1	1	1	1	0	0	0	0	0	7	11	9.00	3.000								
48 Brian Sanches, R ERA: 6.75 (8.1)	2.0	B	9	2	1	1	0	1	0	0	0	0	0	8	13	4.50	1.500								
65 Jeremy Horst, L ERA: 9.0 (10.1)	0.1	L	4	2	3	3	1	1	0	0	0	0	1	5	9	81.00	9.000								

BOTTOM

Philadelphia Phillies @ Houston Astros
Osceola County Stadium, Kissimmee, FL
Tue Mar 13 2012, 1:06 PM - 4:02 PM EDT
Att: 5,758 - Sunny - 68 F

AB	38
R	6
H	12
RBI	6
BB	3
SO	7
LOB	24



Batter	1	2	3	4	5	6	7	8	9	AB	R	H	RBI	BB	SO	LOB	TOP								
2 Denard Span, L (1.8) 19 Darn Mastroianni, R (6.8) OBP: 0.528, SLG: 0.471 OBP: 0.214, SLG: 0.231										4	1	3	0	0	0	0	1								
1 Tsuyoshi Nishioka, S (1.6) 77 Brian Dozier, R (6.6) OBP: 0.273, SLG: 0.364 OBP: 0.267, SLG: 0.357										4	0	1	0	0	0	1	3								
16 Josh Willingham, R (1.9) 80 Oswaldo Arcia, L (5.9) OBP: 0.350, SLG: 0.471 OBP: 0.111, SLG: 0.111										3	2	2	2	0	1	2	2								
33 Justin Morneau, L (1.10) OBP: 0.174, SLG: 0.136										5	0	0	0	0	2	2									
27 Chris Parmelee, L (1.3) OBP: 0.421, SLG: 0.688										3	1	2	3	1	1	0									
18 Ryan Doumit, S (1.2) 32 René Rivera, R (6.2) OBP: 0.381, SLG: 0.250 OBP: 0.500, SLG: 0.500										2	0	0	0	1	1	2									
37 Sean Burroughs, L (1.5) 83 Ray Chang, R (6.5) OBP: 0.350, SLG: 0.250 OBP: 0.444, SLG: 0.429										3	0	1	0	0	1	2									
11 Ben Revere, L (1.7) 78 Wilkin Ramirez, R (6.7) OBP: 0.350, SLG: 0.278 OBP: 0.333, SLG: 0.250										3	0	0	0	0	0	3									
12 Alexi Casilla, S (1.4) 71 Pedro Florimón, S (6.4)										3	1	1	0	0	1	0									
Inning Stats	R: 1 E: 0 K: 1 S: 8	H: 2 LOB: 0 BB: 0 P: 10	R: 0 E: 0 K: 1 S: 6	H: 1 LOB: 1 BB: 0 P: 6	R: 4 E: 0 K: 2 S: 11	H: 4 LOB: 1 BB: 1 P: 17	R: 0 E: 0 K: 1 S: 7	H: 2 LOB: 2 BB: 1 P: 7	R: 0 E: 0 K: 1 S: 6	H: 1 LOB: 2 BB: 1 P: 10	R: 0 E: 0 K: 1 S: 5	H: 0 LOB: 0 BB: 0 P: 5	R: 0 E: 0 K: 1 S: 5	H: 0 LOB: 0 BB: 0 P: 5	R: 1 E: 0 K: 3 S: 11	H: 2 LOB: 1 BB: 0 P: 12	R: 0 E: 0 K: 0 S: 3	H: 0 LOB: 0 BB: 0 P: 3	1B: 9 2B: 1 3B: 0 HR: 2	SF: 0 SAC: 0 DP: 0 HBP: 0	WP: 0 PB: 1 SB: 1 CS: 0	PA: 40			
PITCHER	IP	WLS	BF	H	R	ER	SO	BB	IBB	HBP	BLK	WP	HR	S	P	ERA	WHIP								
34 Roy Halladay, R (1.1) ERA: 10.57	2.2	L	15	7	5	5	3	1	0	0	0	0	2	22	30	16.88	3.000								
55 Joe Savery, L (3.1) ERA: 2.25	1.1		6	2	0	0	2	0	0	0	0	0	0	10	10	0.00	1.500								
58 Jonathan Papelbon, R (5.1) ERA: 3.6	1.0		5	1	0	0	1	1	0	0	0	0	0	6	10	0.00	2.000								
40 Michael Stutes, R (6.1) ERA: 3.6	2.0		6	0	0	0	2	0	0	0	0	0	0	10	10	0.00	0.000								
63 Jake Diekman, L (8.1) ERA:	1.0		5	2	1	0	3	0	0	0	0	0	0	11	12	0.00	2.000								

Minnesota Twins @ Philadelphia Phillies
Bright House Field, Clearwater, FL
Wed Mar 14, 2012, 1:09 PM - 4:06 PM EDT
Att: 9,189 - Sunny - 80 F

livebaseballscores.com

AB 38
R 6
H 12
RBI 5
BB 2
SO 11
LOB 18

Batter	1	2	3	4	5	6	7	8	9	AB	R	H	RBI	BB	SO	LOB	BOTTOM								
11 Jimmy Rollins, S (1.6) 28 Kevin Frandsen, R (7.4) OBP: 0.333, SLG: 0.348 OBP: 0.304, SLG: 0.400										3	0	0	0	1	0	2									
27 Placido Polanco, R (1.5) 4 Pete Orr, L (7.5) OBP: 0.538, SLG: 0.593 OBP: 0.320, SLG: 0.286										4	0	2	1	0	0	1									
8 Shane Victorino, S (1.8) 22 Scott Podsednik, L (8.8) OBP: 0.231, SLG: 0.385 OBP: 0.379, SLG: 0.423										4	0	1	0	0	2	3									
3 Hunter Pence, R (1.9) 16 Luis Montanez, R (8.9) OBP: 0.310, SLG: 0.571 OBP: 0.474, SLG: 0.765										4	1	1	0	0	0	4									
24 Ty Wigginton, R (1.3) 29 Hector Luna, R (8.3) OBP: 0.346, SLG: 0.300 OBP: 0.227, SLG: 0.524										4	0	1	0	0	0	1									
15 John Mayberry Jr., R (1.7) 10 Juan Pierre, L (7.7) OBP: 0.281, SLG: 0.321 OBP: 0.349, SLG: 0.250										2	1	1	1	1	1	0									
9 Domonic Brown, L (1.10) OBP: 0.333, SLG: 0.650										4	1	1	0	0	1	2									
51 Carlos Ruiz, R (1.2) 31 Erik Kratz, R (6. PR) OBP: 0.636, SLG: 0.900 OBP: 0.300, SLG: 0.300										2	1	2	1	1	0	0									
13 Freddy Galvis, S (1.4) OBP: 0.344, SLG: 0.385										4	0	0	1	0	0	3									
Inning Stats	R: 0 E: 0 K: 0 S: 4	H: 1 LOB: 1 BB: 0 P: 4	R: 2 E: 0 K: 0 S: 5	H: 2 LOB: 1 BB: 1 P: 9	R: 1 E: 0 K: 0 S: 6	H: 3 LOB: 2 BB: 0 P: 6	R: 1 E: 0 K: 1 S: 7	H: 2 LOB: 2 BB: 1 P: 11	R: 0 E: 0 K: 1 S: 5	H: 0 LOB: 0 BB: 0 P: 5	R: 0 E: 0 K: 0 S: 4	H: 0 LOB: 2 BB: 1 P: 8	R: 0 E: 0 K: 1 S: 5	H: 1 LOB: 0 BB: 0 P: 5	R: 0 E: 0 K: 1 S: 6	H: 1 LOB: 1 BB: 0 P: 6	1B: 7 2B: 3 3B: 0 HR: 0	SF: 0 SAC: 0 DP: 1 HBP: 0	WP: 0 PB: 0 SB: 1 CS: 0	PA: 39					
PITCHER	IP	WLS	BF	H	R	ER	SO	BB	IBB	HBP	BLK	WP	HR	S	P	ERA	WHIP								
21 Jason Marquis, R (1.1) ERA: 9.35	4.0	W	22	8	4	4	1	0	0	0	0	0	0	5	5	0.00	0.000								
49 Jeff Manship, R (5.1) ERA: 2.08	1.0	H	3	0	0	0	1	0	0	0	0	0	0	4	8	0.00	1.000								
60 Jeff Gray, R (6.1) ERA:	1.0	H	4	0	0	0	0	1	0	0	0	0	0	5	5	0.00	1.000								
69 Samuel Deduno, R (7.1) ERA:	1.0	H	3	1	0	0	1	0	0	0	0	0	0	5	5	0.00	1.000								
85 Casey Fien, R (8.1) ERA:	1.0	H	3	0	0	0	1	0	0	0	0	0	0	5	5	0.00	0.000								

Minnesota Twins @ Philadelphia Phillies
Bright House Field, Clearwater, FL
Wed Mar 14, 2012, 1:09 PM - 4:06 PM EDT
Att: 9,189 - Sunny - 80 F

livebaseballscores.com

AB 36
R 4
H 10
RBI 4
BB 3
SO 5
LOB 17

Batter	1	2	3	4	5	6	7	8	9	AB	R	H	RBI	BB	SO	LOB	TOP					
24 Michael Bourn, L (1,8) 17 Jose Constanza, L (8,9) OBP: 0.290, SLG: 0.345 OBP: 0.263, SLG: 0.222	G4-3		SH3-4 14 1B		G5-3			G6-3		4	0	1	1	0	0	0	Atlanta Braves @ Philadelphia Phillies Bright House Field, Clearwater, FL Thu Mar 15 2012, 1:09 PM - 3:35 PM EDT Att: 9,257 - Sunny - 82 F					
14 Martin Prado, R (1,5) 73 Joey Terdoslavich, S (8,5) OBP: 0.454, SLG: 0.433 OBP: 0.316, SLG: 0.389	G5-3		SH3-4			G4-3		F8		3	0	0	0	0	0	0						
10 Chipper Jones, S (1,10) 68 Christian Bethancourt, R, PH (8,8) OBP: 0.236, SLG: 0.071 OBP: 0.308, SLG: 0.727	G4-3		G5-3			F7			K	3	0	0	1	0	0	1						
26 Dan Uggla, R (1,4) 4 Drew Sutton, S (6,5) OBP: 0.424, SLG: 0.731 OBP: 0.500, SLG: 0.500		G4-3	G5-3			HR			K	3	1	1	1	0	0	1						
20 Eric Hinske, L (1,3) 71 Ernesto Mejia, R (6,3) OBP: 0.286, SLG: 0.417 OBP: 0.250, SLG: 0.364		K			K			F8		3	0	0	0	0	2	0						
23 Matt Diaz, R (1,7) OBP: 0.287, SLG: 0.333		HR			P3				L4	3	1	1	1	1	0	1						
22 Jason Heyward, L (1,9) 74 Jordan Parraz, R (7,9) OBP: 0.222, SLG: 0.324 OBP: 0.467, SLG: 0.786		K			K			F9		3	0	0	0	0	2	1						
1 Tyler Pastornicky, R (1,6) OBP: 0.147, SLG: 0.121					P4			G5-4-3		3	1	1	0	0	0	1						
7 J.C. Boscan, R (1,2) 75 José Yépez, R (8,2)					F9			K		3	1	1	0	0	1	0						
										0	0	0	0	0	0	0						
Inning Stats	R: 0 E: 0 K: 0 S: 3	H: 0 LOB: 0 BB: 0 P: 3	R: 1 E: 0 K: 2 S: 8	H: 1 LOB: 0 BB: 0 P: 9	R: 2 E: 0 K: 0 S: 6	H: 3 LOB: 1 BB: 0 P: 6	R: 0 E: 0 K: 2 S: 7	H: 0 LOB: 0 BB: 0 P: 7	R: 0 E: 0 K: 0 S: 5	H: 0 LOB: 0 BB: 0 P: 5	R: 0 E: 0 K: 0 S: 2	H: 0 LOB: 0 BB: 1 P: 6	R: 0 E: 0 K: 1 S: 5	H: 0 LOB: 0 BB: 0 P: 5	R: 0 E: 0 K: 2 S: 8	H: 1 LOB: 1 BB: 0 P: 8	1B: 4 2B: 0 3B: 0 HR: 2	SF: 0 SAC: 1 DP: 1 HBP: 0	WP: 0 PB: 0 SB: 0 CS: 0	PA: 33		
PITCHER	IP WLS BF H R ER SO BB IBB HBP BLK WP HR S P ERA WHIP	IP WLS BF H R ER SO BB IBB HBP BLK WP HR S P ERA WHIP	IP WLS BF H R ER SO BB IBB HBP BLK WP HR S P ERA WHIP	IP WLS BF H R ER SO BB IBB HBP BLK WP HR S P ERA WHIP	IP WLS BF H R ER SO BB IBB HBP BLK WP HR S P ERA WHIP	IP WLS BF H R ER SO BB IBB HBP BLK WP HR S P ERA WHIP	IP WLS BF H R ER SO BB IBB HBP BLK WP HR S P ERA WHIP	IP WLS BF H R ER SO BB IBB HBP BLK WP HR S P ERA WHIP	IP WLS BF H R ER SO BB IBB HBP BLK WP HR S P ERA WHIP	IP WLS BF H R ER SO BB IBB HBP BLK WP HR S P ERA WHIP	IP WLS BF H R ER SO BB IBB HBP BLK WP HR S P ERA WHIP	IP WLS BF H R ER SO BB IBB HBP BLK WP HR S P ERA WHIP	IP WLS BF H R ER SO BB IBB HBP BLK WP HR S P ERA WHIP	IP WLS BF H R ER SO BB IBB HBP BLK WP HR S P ERA WHIP	IP WLS BF H R ER SO BB IBB HBP BLK WP HR S P ERA WHIP	IP WLS BF H R ER SO BB IBB HBP BLK WP HR S P ERA WHIP	IP WLS BF H R ER SO BB IBB HBP BLK WP HR S P ERA WHIP	IP WLS BF H R ER SO BB IBB HBP BLK WP HR S P ERA WHIP	IP WLS BF H R ER SO BB IBB HBP BLK WP HR S P ERA WHIP	IP WLS BF H R ER SO BB IBB HBP BLK WP HR S P ERA WHIP	IP WLS BF H R ER SO BB IBB HBP BLK WP HR S P ERA WHIP	IP WLS BF H R ER SO BB IBB HBP BLK WP HR S P ERA WHIP

AB	31
R	4
H	6
RBI	4
BB	1
SO	7
LOB	5



Batter	1	2	3	4	5	6	7	8	9	AB	R	H	RBI	BB	SO	LOB	BOTTOM					
11 Jimmy Rollins, S (1,6) 12 Troy Hanzawa, R (7,6) OBP: 0.355, SLG: 0.370 OBP: 0.250, SLG: 0.250	K					K		K		4	1	2	1	0	2	1	Atlanta Braves @ Philadelphia Phillies Bright House Field, Clearwater, FL Thu Mar 15 2012, 1:09 PM - 3:35 PM EDT Att: 9,257 - Sunny - 82 F					
27 Placido Polanco, R (1,5) 68 Tim Kennelly, R (7,5) OBP: 0.529, SLG: 0.563 OBP: 1.000, SLG: 1.000	BB	F9				FC5-4				4	1	2	1	0	0	2						
8 Shane Victorino, S (1,8) 21 Rich Thompson, L (7,8) OBP: 0.267, SLG: 0.414 OBP: 0.100, SLG: 0.100	BB					G3		K		3	1	1	0	1	0	2						
25 Jim Thome, L (1,10) 30 Brandon Tripp, L (8,PH) OBP: 0.333, SLG: 0.350 OBP: 0.500, SLG: 0.500	BB									4	0	2	1	0	2	1						
3 Hunter Pence, R (1,9) 22 Derrick Mitchell, R (8,9) OBP: 0.333, SLG: 0.563 OBP: 0.500, SLG: 0.500	BB									4	1	2	0	0	1	3						
15 John Mayberry Jr., R (1,3) OBP: 0.258, SLG: 0.323	P5									3	1	1	1	1	0	4						
22 Scott Podsednik, L (1,7) OBP: 0.394, SLG: 0.467										4	0	2	1	0	0	3						
51 Carlos Ruiz, R (1,2) 23 Brian Schneider, L (6,2) OBP: 0.571, SLG: 0.846 OBP: 0.273, SLG: 0.273										3	0	1	0	0	0	3						
13 Freddy Galvis, S (1,4) OBP: 0.306, SLG: 0.333										4	1	0	0	0	0	4						
										1	0	1	1	0	0	0						
Inning Stats	R: 1 E: 0 K: 2 S: 9	H: 2 LOB: 2 BB: 1 P: 13	R: 1 E: 0 K: 0 S: 5	H: 2 LOB: 1 BB: 0 P: 5	R: 1 E: 0 K: 1 S: 7	H: 2 LOB: 1 BB: 0 P: 7	R: 1 E: 0 K: 0 S: 7	H: 3 LOB: 1 BB: 0 P: 7	R: 0 E: 0 K: 1 S: 6	H: 0 LOB: 1 BB: 0 P: 6	R: 2 E: 0 K: 1 S: 7	H: 3 LOB: 1 BB: 1 P: 11	R: 0 E: 0 K: 3 S: 10	H: 1 LOB: 2 BB: 0 P: 11	1B: 12 2B: 3 3B: 0 HR: 0	SF: 0 SAC: 0 DP: 1 HBP: 1	WP: 0 PB: 0 SB: 2 CS: 0	PA: 41				
PITCHER	IP WLS BF H R ER SO BB IBB HBP BLK WP HR S P ERA WHIP	IP WLS BF H R ER SO BB IBB HBP BLK WP HR S P ERA WHIP	IP WLS BF H R ER SO BB IBB HBP BLK WP HR S P ERA WHIP	IP WLS BF H R ER SO BB IBB HBP BLK WP HR S P ERA WHIP	IP WLS BF H R ER SO BB IBB HBP BLK WP HR S P ERA WHIP	IP WLS BF H R ER SO BB IBB HBP BLK WP HR S P ERA WHIP	IP WLS BF H R ER SO BB IBB HBP BLK WP HR S P ERA WHIP	IP WLS BF H R ER SO BB IBB HBP BLK WP HR S P ERA WHIP	IP WLS BF H R ER SO BB IBB HBP BLK WP HR S P ERA WHIP	IP WLS BF H R ER SO BB IBB HBP BLK WP HR S P ERA WHIP	IP WLS BF H R ER SO BB IBB HBP BLK WP HR S P ERA WHIP	IP WLS BF H R ER SO BB IBB HBP BLK WP HR S P ERA WHIP	IP WLS BF H R ER SO BB IBB HBP BLK WP HR S P ERA WHIP	IP WLS BF H R ER SO BB IBB HBP BLK WP HR S P ERA WHIP	IP WLS BF H R ER SO BB IBB HBP BLK WP HR S P ERA WHIP	IP WLS BF H R ER SO BB IBB HBP BLK WP HR S P ERA WHIP	IP WLS BF H R ER SO BB IBB HBP BLK WP HR S P ERA WHIP	IP WLS BF H R ER SO BB IBB HBP BLK WP HR S P ERA WHIP	IP WLS BF H R ER SO BB IBB HBP BLK WP HR S P ERA WHIP	IP WLS BF H R ER SO BB IBB HBP BLK WP HR S P ERA WHIP	IP WLS BF H R ER SO BB IBB HBP BLK WP HR S P ERA WHIP	IP WLS BF H R ER SO BB IBB HBP BLK WP HR S P ERA WHIP




Batter	1	2	3	4	5	6	7	8	9	AB	R	H	RBI	BB	SO	LOB	TOP															
10 Juan Pierre, L OBP: 0.370, SLG: 0.292										4	2	2	2	0	0	0	Philadelphia Phillies @ Tampa Bay Rays Charlotte Sports Park, Port Charlotte, FL Thu Mar 15 2012, 1:21 PM - 4:11 PM EDT Att: 6,388 - Sunny - 70 F															
28 Kevin Frandsen, R OBP: 0.296, SLG: 0.348										3	0	0	0	0	0	1																
24 Ty Wigginton, R OBP: 0.393, SLG: 0.333 21 Cody Overbeck, R (7, 3)										4	0	1	1	0	1	3																
29 Hector Luna, R OBP: 0.308, SLG: 0.542										4	1	2	0	0	1	1																
16 Luis Montanez, R OBP: 0.455, SLG: 0.700										3	0	1	0	0	1	2																
4 Pete Orr, L OBP: 0.345, SLG: 0.360										4	0	2	1	0	0	3																
77 Tuffy Gosewisch, R OBP: 0.286, SLG: 0.357										4	0	0	1	0	0	5																
6 Brent Cleven, R OBP: 0.500, SLG: 0.750										4	1	2	0	0	0	1																
Inning Stats	R: 1 E: 0 K: 1 S: 7	H: 2 LOB: 1 BB: 0 P: 7	R: 3 E: 1 K: 1 S: 9	H: 3 LOB: 1 BB: 0 P: 9	R: 0 E: 0 K: 1 S: 7	H: 2 LOB: 2 BB: 0 P: 7	R: 0 E: 0 K: 0 S: 3	H: 1 LOB: 1 BB: 0 P: 4	R: 0 E: 0 K: 0 S: 3	H: 1 LOB: 0 BB: 0 P: 3	R: 0 E: 0 K: 0 S: 3	H: 0 LOB: 0 BB: 0 P: 3	R: 2 E: 0 K: 0 S: 5	H: 2 LOB: 1 BB: 1 P: 9	R: 0 E: 0 K: 0 S: 3	H: 0 LOB: 0 BB: 0 P: 3	1B: 8 2B: 4 3B: 0 HR: 0	SF: 0 SAC: 3 DP: 3 HBP: 1	WP: 1 PB: 0 SB: 0 CS: 0	PA: 39												
PITCHER	IP WLS BF H R ER SO BB IBB HBP BLK WP HR S P ERA WHIP																															
40 Wade Davis, R ERA: 5.19	4.0	21	8	4	3	3	0	0	1	0	1	0	26	27	6.75	2.000																
43 Kyle Farnsworth, R ERA: 5.4	1.0	3	1	0	0	0	0	0	0	0	0	0	3	3	0.00	1.000																
27 Cesar Ramos, L ERA: 5.4	2.0	6	1	0	0	0	0	0	0	0	0	0	6	6	0.00	0.500																
75 Romulo Sanchez, R ERA: 4.5	2.0	9	2	2	2	0	1	0	0	0	0	0	8	12	9.00	1.500																

Batter	1	2	3	4	5	6	7	8	9	AB	R	H	RBI	BB	SO	LOB	BOTTOM																
5 Sam Fuld, L OBP: 0.462, SLG: 0.300 65 Brad Coon, L OBP: 0.348, SLG: 0.333										3	1	2	0	1	0	3	Philadelphia Phillies @ Tampa Bay Rays Charlotte Sports Park, Port Charlotte, FL Thu Mar 15 2012, 1:21 PM - 4:11 PM EDT Att: 6,388 - Sunny - 70 F																
30 Luke Scott, L OBP: 0.222, SLG: 0.250 21 Jose Lobaton, S OBP: 0.294, SLG: 0.313										4	1	1	0	0	1	3																	
20 Matt Joyce, L OBP: 0.292, SLG: 0.522 45 Jeff Salazar, L OBP: 0.428, SLG: 0.529										2	0	0	1	0	1	1																	
23 Carlos Pena, L OBP: 0.240, SLG: 0.280										2	1	0	0	1	1	2																	
7 Jeff Keppinger, R OBP: 0.428, SLG: 0.444 26 Stephen Vogt, L OBP: 0.419, SLG: 0.536										1	0	1	1	1	0	0																	
15 Reid Brignac, L OBP: 0.450, SLG: 0.389 29 Tim Beckham, R OBP: 0.125, SLG: 0.045										3	0	2	1	0	0	1																	
28 Jose Molina, R OBP: 0.287, SLG: 0.214 68 Jesus Feliciano, L OBP: 0.310, SLG: 0.360										1	0	0	1	0	0	2																	
11 Brandon Guyer, R OBP: 0.136, SLG: 0.136 10 Omar Luna, R OBP: 0.333, SLG: 0.333										3	0	0	0	0	0	6																	
10 Will Rhymes, L OBP: 0.179, SLG: 0.115 60 Matt Mangini, L OBP: 0.370, SLG: 0.360										2	0	0	0	1	0	2																	
Inning Stats	R: 1 E: 0 K: 1 S: 5	H: 0 LOB: 1 BB: 1 P: 9	R: 0 E: 0 K: 0 S: 5	H: 2 LOB: 2 BB: 0 P: 5	R: 0 E: 0 K: 2 S: 8	H: 1 LOB: 1 BB: 0 P: 8	R: 0 E: 0 K: 0 S: 3	H: 0 LOB: 3 BB: 2 P: 12	R: 3 E: 1 K: 0 S: 6	H: 3 LOB: 1 BB: 1 P: 10	R: 0 E: 0 K: 0 S: 4	H: 1 LOB: 1 BB: 0 P: 4	R: 0 E: 0 K: 1 S: 6	H: 2 LOB: 1 BB: 0 P: 6	R: 1 E: 0 K: 0 S: 5	H: 2 LOB: 1 BB: 0 P: 5	R: 1 E: 0 K: 1 S: 6	H: 1 LOB: 1 BB: 1 P: 10	1B: 10 2B: 3 3B: 0 HR: 0	SF: 1 SAC: 1 DP: 2 HBP: 1	WP: 0 PB: 0 SB: 0 CS: 1	PA: 44											
PITCHER	IP WLS BF H R ER SO BB IBB HBP BLK WP HR S P ERA WHIP																																
39 Joel Pineiro, R ERA: 1.8	2.0	10	1	0	0	2	2	0	1	0	0	0	11	20	0.00	1.500																	
59 Scott Elarton, R ERA: 4.5	2.0	11	4	3	3	0	1	0	0	0	0	0	10	14	13.50	2.500																	
65 Jeremy Horst, L ERA: 6.75	1.0	4	2	0	0	1	0	0	0	0	0	0	6	6	0.00	2.000																	
44 Michael Schwimer, R ERA: 3.88	1.2	9	3	2	2	1	1	0	0	0	0	0	10	14	10.80	2.400																	
PITCHER	IP WLS BF H R ER SO BB IBB HBP BLK WP HR S P ERA WHIP																																
Jordan Whatcott, R ERA: 0.00	0.1	1	0	0	0	0	0	0	0	0	0	0	0	1	1	0.00	0.000																

AB 34
R 6
H 12
RBI 5
BB 1
SO 3
LOB 16



AB 36
R 6
H 12
RBI 6
BB 5
SO 5
LOB 27



Batter	1	2	3	4	5	6	7	8	9	AB	R	H	RBI	BB	SO	LOB	TOP					
10 Juan Pierre, L (1,9) OBP: 0.344, SLG: 0.250	0-0 B1-3		0-0 G1			4-0 BB		0-0 FC1-4-6 22 1B	0-0 G4-3	4	0	0	0	1	0	3	Philadelphia Phillies @ Pittsburgh Pirates McKeanie Field, Bradenton, FL Fri Mar 16 2012, 1:06 PM - 3:22 PM EDT Att: 6,547 - Sunny - 83 F					
22 Scott Podsednik, L (1,8) OBP: 0.405, SLG: 0.455	0-3 K			4-0 BB		0-0 F8		0-0 1B		3	0	1	0	1	1	1						
3 Hunter Pence, R (1,10) OBP: 0.306, SLG: 0.514	0-0 F7			0-3 BB		1-3 K		0-0 L3		3	0	0	0	0	2	2						
31 Erik Kratz, R (8,PH) OBP: 0.273, SLG: 0.273				1-2 K		1-2 K				1	0	0	0	0	0	2						
15 John Mayberry Jr., R (1,3) OBP: 0.270, SLG: 0.294		0-0 G6-3		0-0 G6-3		0-0 G5-3				3	0	0	0	0	0	2						
29 Hector Luna, R (7,3) OBP: 0.333, SLG: 0.542				2-3 G6-3					1-0 HBP	0	1	0	0	0	0	0						
16 Luis Montanez, R (1,7) OBP: 0.423, SLG: 0.625		0-0 G6-3		0-0 G4-3					1-0 FC5	4	1	1	0	0	0	2						
4 Pete Orr, L (1,5) OBP: 0.333, SLG: 0.379		0-0 2B			0-3 K				1-3 BB	4	0	1	0	0	2	3						
23 Brian Schneider, L (1,2) OBP: 0.214, SLG: 0.214		0-0 L4			0-0 G4-3				4-0 BB	3	0	0	0	0	0	2						
77 Tuffy Gosewisch, R (7,2) OBP: 0.333, SLG: 0.357						1-2 BB			1-2 BB	0	0	0	0	1	0	0						
28 Kevin Frandsen, R (1,4) OBP: 0.290, SLG: 0.385			0-0 G5-3						0-0 SF8	3	0	1	1	0	0	0						
13 Freddy Galvis, S (1,6) OBP: 0.308, SLG: 0.333			0-0 G4-3						2-3 3-H	3	0	1	0	0	0	1						
11 Miguel Abreu, R (8,6) OBP: 1.000, SLG: 1.000					0-0 L4				0-0 1B	1	0	1	1	0	0	0						
Inning Stats	R: 0 E: 0 K: 1 S: 5	H: 0 LOB: 0 BB: 0 P: 5	R: 0 E: 0 K: 0 S: 4	H: 1 LOB: 1 BB: 0 P: 4	R: 0 E: 0 K: 0 S: 3	H: 0 LOB: 0 BB: 0 P: 3	R: 0 E: 0 K: 1 S: 5	H: 0 LOB: 1 BB: 1 P: 9	R: 0 E: 0 K: 1 S: 6	H: 1 LOB: 1 BB: 0 P: 6	R: 0 E: 0 K: 0 S: 5	H: 0 LOB: 0 BB: 0 P: 10	R: 0 E: 0 K: 0 S: 3	H: 1 LOB: 0 BB: 0 P: 3	R: 0 E: 0 K: 0 S: 5	H: 2 LOB: 2 BB: 0 P: 5	R: 2 E: 1 K: 1 S: 7	H: 1 LOB: 2 BB: 1 P: 12	1B: 4 2B: 2 3B: 0 HR: 0	SF: 1 SAC: 0 DP: 1 HBP: 1	WP: 0 PB: 0 SB: 2 CS: 0	PA: 37
PITCHER	IP WLS BF H R ER SO BB IBB HBP BLK WP HR S P ERA WHIP																					
29 Kevin Correia, R (1,1) ERA: 4.82	4.0 W 14 1 0 0 2 1 0 0 0 0 0 0 6 16 0.00 0.500																					
47 Evan Meek, L (5,1) ERA: 3.18	1.0 H 4 1 0 0 1 0 0 0 0 0 0 0 6 10 0.00 1.000																					
61 Justin Wilson, L (6,1) ERA: 3.18	1.0 H 4 0 0 0 1 1 0 0 0 0 0 0 5 10 0.00 1.000																					
60 Kyle McPherson, R (7,1) ERA: 2.00	1.0 H 3 1 0 0 0 0 0 0 0 0 0 0 3 3 0.00 1.000																					
57 Daniel Moskos, L (8,1) ERA: 2.00	1.0 H 5 2 0 0 0 0 0 0 0 0 0 0 5 5 0.00 2.000																					

Batter	1	2	3	4	5	6	7	8	9	AB	R	H	RBI	BB	SO	LOB	BOTTOM			
64 Starling Marte, R (1,8) OBP: 0.500, SLG: 0.917	2-1 HR		0-0 14 WP 14 G5-3 12 1B					0-3 K		4	2	2	1	0	2	0	Philadelphia Phillies @ Pittsburgh Pirates McKeanie Field, Bradenton, FL Fri Mar 16 2012, 1:06 PM - 3:22 PM EDT Att: 6,547 - Sunny - 83 F			
12 Clint Barmes, R (1,6) OBP: 0.381, SLG: 0.500	0-0 F8		0-0 14 G5-3 1-2 1B					0-3 K		3	0	1	0	0	0	0				
69 Jordy Mercer, R (7,6) OBP: 0.313, SLG: 0.286								0-3 K		1	0	0	0	0	1	0				
14 Casey McGehee, R (1,3) OBP: 0.286, SLG: 0.429	0-0 G6-3		1-0 G5-3 1-2 2-H					0-0 P4		3	0	0	1	0	0	1				
6 Jeff Clement, L (7,3) OBP: 0.286, SLG: 0.429								0-0 G4-3		1	0	0	0	0	0	0				
26 Rod Barajas, R (1,2) OBP: 0.333, SLG: 0.467	0-0 F8		0-3 K							2	0	0	0	0	1	1				
55 Michael McKenry, R (6,2) OBP: 0.273, SLG: 0.290								0-3 K		1	0	0	0	0	1	0				
18 Neil Walker, S (1,4) OBP: 0.250, SLG: 0.250		0-0 G6-3		0-0 G3 24 G3 1B				0-0 G3		3	0	1	0	0	0	0				
5 Josh Harrison, R (7,4) OBP: 0.647, SLG: 1.000								0-3 K		0	0	0	0	0	0	0				
24 Pedro Alvarez, L (1,5) OBP: 0.227, SLG: 0.500		4-0 BB		0-0 G3 1-2 BB				0-3 K		2	0	0	0	1	1	1				
65 Matt Hague, R (7,5) OBP: 0.425, SLG: 0.714										0	0	0	0	0	0	0				
49 Brandon Boggs, S (1,9) OBP: 0.238, SLG: 0.059		0-3 K		0-3 K				0-3 K		2	0	0	0	0	2	2				
2 Nate McLouth, L (7,7) OBP: 0.500, SLG: 0.467										1	0	0	0	0	1	0				
62 Gorkys Hernández, R (1,7) OBP: 0.292, SLG: 0.154		0-0 G4-3		0-0 G6-3						2	0	0	0	0	0	2				
36 Yamico Navarro, R (7,9) OBP: 0.375, SLG: 0.364										0	0	0	0	0	0	0				
29 Kevin Correia, R (1,1) ERA: 4.82	IP WLS BF H R ER SO BB IBB HBP BLK WP HR S P ERA WHIP																			
41 Jake Fox, R (5,PH) OBP: 0.238, SLG: 0.076	4.2 L 20 5 3 3 5 1 0 0 0 0 0 0 19 20 0.00 0.000																			
61 Justin Wilson, L (8,1) ERA: 3.18	1.0 H 4 0 0 0 1 1 0 0 0 0 0 0 5 10 0.00 1.000																			
60 Kyle McPherson, R (7,1) ERA: 2.00	1.0 H 3 1 0 0 0 0 0 0 0 0 0 0 3 3 0.00 1.000																			
46 Garrett Jones, L (7,PH) OBP: 0.238, SLG: 0.059	1.0 H 3 1 0 0 0 0 0 0 0 0 0 0 3 3 0.00 1.000																			
57 Daniel Moskos, R (8,1) ERA: 2.00	1.0 H 5 2 0 0 0 0 0 0 0 0 0 0 5 5 0.00 2.000																			
51 Bryan Morris, L (9,1) ERA: 2.00	1.0 S 7 1 2 0 1 1 0 1 0 0 0 0 7 12 0.00 2.000																			
Inning Stats	R: 1 E: 0 K: 0 S: 5	H: 1 LOB: 0 BB: 0 P: 7	R: 0 E: 0 K: 1 S: 5	H: 0 LOB: 1 BB: 1 P: 9	R: 1 E: 0 K: 2 S: 9	H: 2 LOB: 0 BB: 0 P: 10	R: 0 E: 0 K: 1 S: 6	H: 1 LOB: 1 BB: 0 P: 6	R: 1 E: 0 K: 1 S: 6	H: 1 LOB: 0 BB: 0 P: 7	R: 0 E: 0 K: 2 S: 7	H: 0 LOB: 0 BB: 0 P: 7	R: 0 E: 0 K: 1 S: 4	H: 0 LOB: 0 BB: 0 P: 5	R: 0 E: 0 K: 2 S: 7	H: 0 LOB: 0 BB: 0 P: 7	1B: 3 2B: 0 3B: 0 HR: 2	SF: 0 SAC: 0 DP: 1 HBP: 1	WP: 1 PB: 0 SB: 0 CS: 0	PA: 30
PITCHER	IP WLS BF H R ER SO BB IBB HBP BLK WP HR S P ERA WHIP																			
33 Cliff Lee, L (1,1) ERA: 4.66	3.1 10 0 0 0 5 0 0 0 1 0 0 0 19 20 0.00 0.000																			
Kyle Kendrick, R (5,1) ERA: 3.18	1.0 H 4 0 0 0 1 1 0 0 0 0 0 0 5 10 0.00 1.000																			

AB	32
R	2
H	6
RBI	2
BB	3
SO	5
LOB	18

AB	28
R	3
H	5
RBI	3
BB	1
SO	10
LOB	8



Batter	1	2	3	4	5	6	7	8	9	10	AB	R	H	RBI	BB	SO	LOB	TOP				
2 Kelly Johnson, L OBP: 0.345, SLG: 0.385 18 Mike McCoy, R OBP: 0.296, SLG: 0.316 (6, 4) (10, 8)											3	0	2	0	0	0	0					
17 Omar Vizquel, S OBP: 0.444, SLG: 0.471 Kellen Sweeney, L OBP: 0.333, SLG: 0.333 (6, 5)											3	0	2	0	0	0	0					
10 Edwin Encarnación, R OBP: 0.313, SLG: 0.533 68 Yan Gomes, R OBP: 0.364, SLG: 0.727 (6, 3)											3	0	0	0	0	2	4					
28 Colby Rasmus, L OBP: 0.313, SLG: 0.269 31 Jon Berti, R (10, 4)											4	1	0	0	1	0	3					
9 J.P. Arencibia, R OBP: 0.296, SLG: 0.630 (1, 10)											5	1	2	1	0	1	2					
14 Eric Thames, L OBP: 0.375, SLG: 0.552 (1, 7)												4	0	2	1	0	0					
8 Ben Francisco, R OBP: 0.217, SLG: 0.190 81 Jake Marisnick, R OBP: 0.222, SLG: 0.556 (8, 9)											4	0	1	0	0	0	2					
6 Jeff Mathis, R OBP: 0.158, SLG: 0.111 73 Carlos Pérez, R (8, 2)											4	0	0	0	0	2	3					
39 Brian Boccocci, R OBP: 0.538, SLG: 0.900 (6, 6)											3	1	1	1	1	1	1					
Inning Stats	R: 0 E: 0 K: 1 S: 7	H: 2 LOB: 2 BB: 0 P: 7	R: 0 E: 0 K: 1 S: 6	H: 1 LOB: 1 BB: 0 P: 6	R: 0 E: 0 K: 1 S: 5	H: 0 LOB: 0 BB: 0 P: 5	R: 0 E: 0 K: 0 S: 4	H: 1 LOB: 1 BB: 0 P: 4	R: 0 E: 0 K: 1 S: 7	H: 2 LOB: 2 BB: 0 P: 7	R: 1 E: 0 K: 1 S: 8	H: 0 LOB: 0 BB: 0 P: 5	R: 1 E: 0 K: 0 S: 4	H: 1 LOB: 0 BB: 0 P: 6	R: 1 E: 0 K: 1 S: 8	H: 2 LOB: 1 BB: 0 P: 10	R: 0 E: 0 K: 1 S: 5	H: 0 LOB: 0 BB: 0 P: 5	1B: 7 2B: 2 3B: 0 HR: 2	SF: 1 SAC: 0 DP: 0 HBP: 0	WP: 2 PB: 0 SB: 3 CS: 0	PA: 43
PITCHER	IP	WLS	BF	H	R	ER	SO	BB	IBB	HBP	BLK	WP	HR	S	P	ERA	WHIP					
49 Vance Worley, R ERA: 1.8	4.0		16	4	0	0	3	0	0	0	0	0	0	22	22	0.00	1.000					
58 Jonathan Papelbon, R ERA: 1.8	1.0	H	5	2	0	0	1	0	0	0	0	0	0	7	7	0.00	2.000					
43 Philippe Aumont, R ERA: 4.5	1.0	B	7	2	1	1	1	2	0	0	0	1	0	8	17	9.00	4.000					
48 Brian Sanches, R ERA: 5.4	1.0		3	0	0	0	1	0	0	0	0	0	0	5	5	0.00	0.000					
67 David Purcey, L ERA: 3.0	1.0		4	1	1	1	0	0	0	0	0	0	1	4	6	9.00	1.000					
40 Michael Stutes, R ERA: 4.5	1.0	W	3	0	0	0	1	0	0	0	0	0	0	5	5	0.00	0.000					
46 Raul Valdes, L ERA: 1.8	1.0		3	0	0	0	1	0	0	0	0	0	0	5	5	0.00	0.000					

Toronto Blue Jays @ Philadelphia Phillies
Bright House Field, Clearwater, FL
Sat Mar 17 2012, 1:09 PM - 4:23 PM EDT
Att. 10,728 - Sunny - 81 F

AB 40
R 3
H 11
RBI 3
BB 2
SO 8
LOB 19



Batter	1	2	3	4	5	6	7	8	9	10	AB	R	H	RBI	BB	SO	LOB	BOTTOM			
11 Jimmy Rollins, S OBP: 0.353, SLG: 0.467 28 Kevin Frandsen, R OBP: 0.393, SLG: 0.370 (7, 4)											3	1	1	1	0	0	1				
27 Placido Polanco, R OBP: 0.556, SLG: 0.588 7 Michael Martinez, S OBP: 0.393, SLG: 0.520 (5, 5)											1	0	1	0	0	0	0				
8 Shane Victorino, S OBP: 0.242, SLG: 0.375 22 Scott Podsednik, L OBP: 0.436, SLG: 0.500 (7, 8)											3	0	0	0	0	1	2				
3 Hunter Pence, R OBP: 0.474, SLG: 0.600 16 Luis Montanez, R OBP: 0.407, SLG: 0.600 (7, 9)												3	0	0	0	0	1				
24 Ty Wigginton, R OBP: 0.354, SLG: 0.346 29 Hector Luna, R OBP: 0.379, SLG: 0.615 (7, 3)												1	0	0	0	0	1				
15 John Mayberry Jr., R OBP: 0.299, SLG: 0.287 48 Brian Sanches, R ERA: 5.4 4 Pete Ori, L OBP: 0.237, SLG: 0.190 40 Michael Stutes, R ERA: 4.5 46 Raul Valdes, L ERA: 1.8 (10, 1)												2	0	1	0	1	0				
51 Carlos Ruiz, R OBP: 0.529, SLG: 0.733 77 Tuffy Gosewisch, R (7, PR) OBP: 0.313, SLG: 0.333 (8, 2)											2	0	0	0	1	0	2				
13 Freddy Galvis, S OBP: 0.310, SLG: 0.417 (7, 6)											3	1	1	1	0	1	1				
49 Vance Worley, R ERA: 1.8 58 Jonathan Papelbon, R ERA: 1.8 31 Erik Kratz, R OBP: 0.333, SLG: 0.333 43 Philippe Aumont, L (8, 1) 10 Juan Pierre, L OBP: 0.353, SLG: 0.241 (7, 7)												1	0	0	0	0	1				
Inning Stats	R: 1 E: 0 K: 1 S: 7	H: 2 LOB: 0 BB: 0 P: 9	R: 0 E: 0 K: 1 S: 5	H: 0 LOB: 0 BB: 1 P: 9	R: 0 E: 0 K: 1 S: 6	H: 1 LOB: 1 BB: 0 P: 7	R: 0 E: 0 K: 1 S: 6	H: 2 LOB: 1 BB: 0 P: 6	R: 0 E: 0 K: 1 S: 5	H: 0 LOB: 2 BB: 1 P: 8	R: 1 E: 0 K: 0 S: 3	H: 1 LOB: 1 BB: 2 P: 12	R: 1 E: 0 K: 0 S: 5	H: 1 LOB: 0 BB: 0 P: 9	R: 1 E: 0 K: 0 S: 3	H: 2 LOB: 1 BB: 0 P: 3	1B: 6 2B: 2 3B: 0 HR: 2	SF: 0 SAC: 2 DP: 4 HBP: 1	WP: 0 PB: 0 SB: 2 CS: 0	PA: 41	
PITCHER	IP	WLS	BF	H	R	ER	SO	BB	IBB	HBP	BLK	WP	HR	S	P	ERA	WHIP				
23 Brandon Morrow, R ERA: 1.08	3.1		15	5	1	1	4	1	0	0	0	0	0	1	23	3.00	1.800				
47 Luis Pérez, L ERA: 1.08	2.2		9	1	0	0	2	1	0	0	0	0	0	12	16	0.00	0.750				
47 Rick Van Den Hurk, R ERA: 9.96	1.1		9	1	1	1	0	3	0	0	0	0	0	6	19	6.75	3.000				
76 Jerry Git, R ERA: 4.76	1.2		5	1	1	1	0	0	0	1	0	0	1	6	10	5.40	0.600				
Bobby Korecky, R ERA: 15.5	0.1	L	3	2	1	1	0	0	0	0	0	0	0	3	3	27.00	6.000				

Toronto Blue Jays @ Philadelphia Phillies
Bright House Field, Clearwater, FL
Sat Mar 17 2012, 1:09 PM - 4:23 PM EDT
Att. 10,728 - Sunny - 81 F

AB 33
R 4
H 10
RBI 4
BB 5
SO 6
LOB 17



Batter	1	2	3	4	5	6	7	8	9	AB	R	H	RBI	BB	SO	LOB	TOP					
11 Jimmy Rollins, S (1, 6) 28 Kevin Frandsen, R (5, 4) OBP: 0.351, SLG: 0.455 OBP: 0.286, SLG: 0.345	P4		1B		G6-3			L5	G4-6-3	3	0	1	0	0	0	0	Philadelphia Phillies @ Toronto Blue Jays Florida Auto Exchange Stadium, Dunedin, FL Sun Mar 18 2012, 1:08 PM - 3:48 PM EDT Att.: 5,514 - Sunny - 75 F livebaseballscorecards.com					
8 Shane Victorino, S (1, 8) 22 Scott Podsednik, L (6, 8) OBP: 0.278, SLG: 0.457 OBP: 0.450, SLG: 0.514	3B		FC5-4		FC5-4			1B		3	1	2	0	0	0	1						
3 Hunter Pence, R (1, 9) 10 Juan Pierre, L (6, 7) OBP: 0.286, SLG: 0.463 OBP: 0.371, SLG: 0.267	1B		1-2		F7			1B		3	0	1	1	0	1	2						
24 Ty Wigington, R (1, 5) 4 Pete Orr, L (6, 5) OBP: 0.333, SLG: 0.310 OBP: 0.343, SLG: 0.367	P6		1-2		L5			F7		3	0	0	0	0	2							
15 John Mayberry Jr., R (1, 3)	F8		1-2		F8			FC6-4		4	0	0	0	0	4							
16 Luis Montanez, R (1, 7) (6, 9) OBP: 0.452, SLG: 0.655		G6-3			1B					4	1	3	0	0	0	0						
29 Hector Luna, R (1, 10) OBP: 0.364, SLG: 0.567		L9			F9					4	0	1	0	0	1	2						
31 Erik Kratz, R (1, 2) OBP: 0.313, SLG: 0.313										4	0	1	0	0	2	2						
7 Michael Martinez, S (1, 4) (5, 6) OBP: 0.375, SLG: 0.483										4	0	1	1	0	1	2						
Inning Stats	R: 1 E: 0 K: 0 S: 5	H: 2 LOB: 1 BB: 0 P: 5	R: 0 E: 0 K: 1 S: 5	H: 0 LOB: 0 BB: 0 P: 5	R: 0 E: 0 K: 1 S: 6	H: 1 LOB: 1 BB: 0 P: 7	R: 0 E: 0 K: 0 S: 4	H: 1 LOB: 1 BB: 0 P: 4	R: 0 E: 0 K: 1 S: 3	H: 0 LOB: 0 BB: 0 P: 3	R: 0 E: 0 K: 1 S: 6	H: 1 LOB: 1 BB: 0 P: 6	R: 0 E: 0 K: 1 S: 6	H: 2 LOB: 1 BB: 0 P: 6	R: 0 E: 0 K: 0 S: 5	H: 2 LOB: 2 BB: 0 P: 5	R: 1 E: 0 K: 1 S: 7	H: 3 LOB: 1 BB: 0 P: 7	1B: 10 2B: 1 3B: 1 HR: 0	SF: 0 SAC: 0 DP: 2 HBP: 0	WP: 0 PB: 0 SB: 1 CS: 0	PA: 37
PITCHER	IP WLS BF H R ER SO BB IBB HBP BLK WP HR S P ERA WHIP																					
27 Brett Cecil, L (1, 1) ERA: 0.9	4.0 W 16 4 1 1 2 0 0 0 0 0 0 0 20 21 2.25 1.000																					
33 Carlos Villanueva, R (5, 1) ERA: 4.5	2.0 7 1 0 0 1 0 0 0 0 0 0 0 9 9 0.00 0.500																					
54 Jason Frasor, R (7, 1) ERA: 4.5	1.0 4 2 0 0 1 0 0 0 0 0 0 0 6 6 0.00 2.000																					
44 Casey Janssen, R (8, 1) ERA: 1.8	1.0 5 2 0 0 0 0 0 0 0 0 0 0 5 5 0.00 2.000																					
48 Francisco Cordero, R (9, 1) ERA: 1.8	1.0 5 3 1 1 1 0 0 0 0 0 0 0 7 7 9.00 3.000																					

Batter	1	2	3	4	5	6	7	8	9	AB	R	H	RBI	BB	SO	LOB	BOTTOM			
5 Yonel Escobar, R (1, 6) 62 Jonathan Diaz, R (6, PR) OBP: 0.355, SLG: 0.429 OBP: 0.500, SLG: 0.609	F8		1B		K					4	1	2	2	0	1	1	Philadelphia Phillies @ Toronto Blue Jays Florida Auto Exchange Stadium, Dunedin, FL Sun Mar 18 2012, 1:08 PM - 3:48 PM EDT Att.: 5,514 - Sunny - 75 F livebaseballscorecards.com			
17 Omar Vizquel, S (1, 5) 39 Brian Boccock, R (6, 5) OBP: 0.426, SLG: 0.450 OBP: 0.600, SLG: 0.909	P4		2B		G4-3					3	0	1	0	0	0	1				
19 José Bautista, R (1, 9) 1 Luis Valbuena, L (7, 4) OBP: 0.429, SLG: 0.626 OBP: 0.261, SLG: 0.455	F9		1B		G5-3					4	1	1	3	0	0	1				
26 Adam Lind, L (1, 3) 30 David Cooper, L (7, 3) OBP: 0.321, SLG: 0.320 OBP: 0.364, SLG: 0.379		G3-1			F9					4	0	0	0	0	3					
10 Edwin Encarnación, R (1, 7) 14 Eric Thames, L (6, PH) OBP: 0.314, SLG: 0.545 OBP: 0.353, SLG: 0.516										3	0	1	0	0	0	1				
8 Ben Francisco, R (1, 10) OBP: 0.259, SLG: 0.240										4	1	2	0	0	0	2				
11 Rajai Davis, R (1, 8) 43 Anthony Gose, L (6, PR) OBP: 0.304, SLG: 0.435										3	1	2	0	0	0	1				
18 Mike McCoy, R (1, 4) (7, 9) OBP: 0.280, SLG: 0.304										4	1	1	1	0	1	2				
68 Yan Gomes, R (1, 2) 71 A.J. Jimenez, R (7, 2) OBP: 0.500, SLG: 0.929 OBP: 0.444, SLG: 0.500										3	2	3	3	0	0	0				
Inning Stats	R: 0 E: 0 K: 0 S: 3	H: 0 LOB: 0 BB: 0 P: 3	R: 0 E: 0 K: 0 S: 4	H: 1 LOB: 1 BB: 0 P: 4	R: 2 E: 0 K: 0 S: 6	H: 3 LOB: 1 BB: 0 P: 6	R: 3 E: 1 K: 1 S: 9	H: 4 LOB: 1 BB: 0 P: 10	R: 0 E: 1 K: 0 S: 4	H: 0 LOB: 1 BB: 0 P: 5	R: 5 E: 0 K: 2 S: 10	H: 5 LOB: 2 BB: 0 P: 12	R: 0 E: 0 K: 2 S: 8	H: 1 LOB: 1 BB: 0 P: 8	R: 0 E: 0 K: 2 S: 8	H: 1 LOB: 2 BB: 1 P: 12	1B: 9 2B: 5 3B: 0 HR: 1	SF: 0 SAC: 0 DP: 0 HBP: 0	WP: 2 PB: 0 SB: 2 CS: 0	PA: 41
PITCHER	IP WLS BF H R ER SO BB IBB HBP BLK WP HR S P ERA WHIP																			
35 Cole Hamels, L (1, 1) ERA: 3.88	3.1 L 18 8 5 4 0 0 0 0 0 0 1 0 8 9 10.80 2.400																			
50 Chad Qualls, R (4, 1) ERA: 6.35	1.2 6 0 0 0 1 0 0 0 0 0 1 0 8 9 0.00 0.000																			
52 Jose Contreras, R (6, 1) ERA: 108.0	0.1 5 4 5 5 1 0 0 0 0 0 1 0 7 9 135.00 12.000																			
57 David Herndon, R (6, 1) ERA: 2.57	1.2 7 2 0 0 2 0 0 0 0 0 0 1 11 11 0.00 1.200																			
37 Antonio Bastardo, L (8, 1) ERA: 1.8	1.0 5 1 0 0 2 1 0 0 0 0 0 0 8 12 0.00 2.000																			

AB 37
R 2
H 12
RBI 2
BB 0
SO 5
LOB 19



AB 40
R 10
H 15
RBI 10
BB 1
SO 6
LOB 22



Batter	1	2	3	4	5	6	7	8	9	AB	R	H	RBI	BB	SO	LOB	TOP					
14 Austin Jackson, R OBP: 0.333, SLG: 0.364	0-3 K		4-0 26 HR BB	0-3 K			0-3 K		0-0 G5-3	4	1	0	0	1	3	3	Detroit Tigers @ Philadelphia Phillies Bright House Field, Clearwater, FL Mon Mar 19 2012, 1:10 PM - 3:43 PM EDT Att: 10,863 - Sunny - 75 F					
26 Brennan Boesch, L OBP: 0.206, SLG: 0.515	0-3 K		3-2 HR		0-0 G4-3		0-0 2B			3	1	1	2	0	1	0						
72 Jerad Head, R OBP: 0.313, SLG: 0.462										1	0	1	0	0	0	0						
24 Miguel Cabrera, R OBP: 0.528, SLG: 0.633	4-0 32 BB		0-0 2B		0-3 K2-3		0-0 G4-3			0	1	0	0	1	0	0						
65 Audy Ciriaco, R OBP: 0.353, SLG: 0.333										3	0	1	0	0	1	1						
32 Don Kelly, L OBP: 0.469, SLG: 0.586	0-1 1B		0-0 G3		0-0 2B		0-0 G4-3			3	0	2	1	0	0	1						
63 Ryan Strieby, R OBP: 0.320, SLG: 0.304			2-3							1	0	0	0	0	0	0						
21 Delmon Young, R OBP: 0.485, SLG: 0.900	0-0 P3		0-0 G4-3		0-0 G5-3		0-0 K		0-3 K	3	0	0	0	0	0	3						
73 Matt Young, L										1	0	0	0	0	1	0						
13 Alex Avila, L OBP: 0.387, SLG: 0.417		0-3 K		0-0 1B		0-0 G3-1		0-0 G5-3		3	0	1	0	0	1	0						
67 Omir Santos, R OBP: 0.308, SLG: 0.333										1	0	0	0	0	0	0						
36 Clete Thomas, L OBP: 0.283, SLG: 0.417		0-3 K		0-3 K		0-3 K		0-3 K		4	0	0	0	0	4	1						
15 Brandon Inge, R OBP: 0.258, SLG: 0.379		0-0 G4-3		0-0 F7		0-3 K		0-0 F8		4	0	0	0	0	1	1						
39 Ramon Santiago, S OBP: 0.345, SLG: 0.375			0-0 L3		0-0 E5		0-0 F7		0-0 2B	3	0	0	0	0	0	1						
29 Danny Worth, R OBP: 0.476, SLG: 0.722				1-2						1	0	1	0	0	0	0						
Inning Stats	R: 1 E: 0 K: 2 S: 9	H: 1 LOB: 1 BB: 1 P: 13	R: 0 E: 0 K: 2 S: 7	H: 0 LOB: 0 BB: 0 P: 7	R: 2 E: 0 K: 0 S: 7	H: 2 LOB: 1 BB: 1 P: 14	R: 0 E: 1 K: 2 S: 9	H: 1 LOB: 2 BB: 0 P: 9	R: 0 E: 0 K: 1 S: 6	H: 0 LOB: 0 BB: 0 P: 6	R: 0 E: 0 K: 1 S: 6	H: 1 LOB: 1 BB: 0 P: 6	R: 0 E: 0 K: 1 S: 5	H: 0 LOB: 0 BB: 0 P: 5	R: 0 E: 0 K: 1 S: 6	H: 1 LOB: 1 BB: 0 P: 6	1B: 2 2B: 4 3B: 0 HR: 1	SF: 0 SAC: 0 DP: 0 HBP: 0	WP: 0 PB: 0 SB: 2 CS: 0	PA: 37		
PITCHER	IP WLS BF H R ER SO BB IBB HBP BLK WP HR S P ERA WHIP	IP WLS BF H R ER SO BB IBB HBP BLK WP HR S P ERA WHIP	IP WLS BF H R ER SO BB IBB HBP BLK WP HR S P ERA WHIP	IP WLS BF H R ER SO BB IBB HBP BLK WP HR S P ERA WHIP	IP WLS BF H R ER SO BB IBB HBP BLK WP HR S P ERA WHIP	IP WLS BF H R ER SO BB IBB HBP BLK WP HR S P ERA WHIP	IP WLS BF H R ER SO BB IBB HBP BLK WP HR S P ERA WHIP	IP WLS BF H R ER SO BB IBB HBP BLK WP HR S P ERA WHIP	IP WLS BF H R ER SO BB IBB HBP BLK WP HR S P ERA WHIP	IP WLS BF H R ER SO BB IBB HBP BLK WP HR S P ERA WHIP	IP WLS BF H R ER SO BB IBB HBP BLK WP HR S P ERA WHIP	IP WLS BF H R ER SO BB IBB HBP BLK WP HR S P ERA WHIP	IP WLS BF H R ER SO BB IBB HBP BLK WP HR S P ERA WHIP	IP WLS BF H R ER SO BB IBB HBP BLK WP HR S P ERA WHIP	IP WLS BF H R ER SO BB IBB HBP BLK WP HR S P ERA WHIP	IP WLS BF H R ER SO BB IBB HBP BLK WP HR S P ERA WHIP	IP WLS BF H R ER SO BB IBB HBP BLK WP HR S P ERA WHIP	IP WLS BF H R ER SO BB IBB HBP BLK WP HR S P ERA WHIP	IP WLS BF H R ER SO BB IBB HBP BLK WP HR S P ERA WHIP	IP WLS BF H R ER SO BB IBB HBP BLK WP HR S P ERA WHIP	IP WLS BF H R ER SO BB IBB HBP BLK WP HR S P ERA WHIP	
59 Scott Elarton, R ERA: 6.1	2.1	12	3	3	3	4	2	0	0	0	0	0	0	0	0	0	11.57	2.143				
46 Raul Valdes, L ERA: 1.35	1.2	7	1	0	0	2	0	0	0	0	0	0	0	0	0	0	0.00	0.600				
55 Joe Savery, L ERA: 4.5	2.0	W	7	1	0	3	0	0	0	0	0	0	0	0	0	0	0.00	0.500				
48 Brian Sanches, R ERA: 4.5	1.0	H	4	1	0	1	0	0	0	0	0	0	0	0	0	0	0.00	1.000				
63 Jake Diekmann, L ERA: 4.5	1.0	H	3	0	0	1	0	0	0	0	0	0	0	0	0	0	0.00	0.000				
PITCHER	IP WLS BF H R ER SO BB IBB HBP BLK WP HR S P ERA WHIP	IP WLS BF H R ER SO BB IBB HBP BLK WP HR S P ERA WHIP	IP WLS BF H R ER SO BB IBB HBP BLK WP HR S P ERA WHIP	IP WLS BF H R ER SO BB IBB HBP BLK WP HR S P ERA WHIP	IP WLS BF H R ER SO BB IBB HBP BLK WP HR S P ERA WHIP	IP WLS BF H R ER SO BB IBB HBP BLK WP HR S P ERA WHIP	IP WLS BF H R ER SO BB IBB HBP BLK WP HR S P ERA WHIP	IP WLS BF H R ER SO BB IBB HBP BLK WP HR S P ERA WHIP	IP WLS BF H R ER SO BB IBB HBP BLK WP HR S P ERA WHIP	IP WLS BF H R ER SO BB IBB HBP BLK WP HR S P ERA WHIP	IP WLS BF H R ER SO BB IBB HBP BLK WP HR S P ERA WHIP	IP WLS BF H R ER SO BB IBB HBP BLK WP HR S P ERA WHIP	IP WLS BF H R ER SO BB IBB HBP BLK WP HR S P ERA WHIP	IP WLS BF H R ER SO BB IBB HBP BLK WP HR S P ERA WHIP	IP WLS BF H R ER SO BB IBB HBP BLK WP HR S P ERA WHIP	IP WLS BF H R ER SO BB IBB HBP BLK WP HR S P ERA WHIP	IP WLS BF H R ER SO BB IBB HBP BLK WP HR S P ERA WHIP	IP WLS BF H R ER SO BB IBB HBP BLK WP HR S P ERA WHIP	IP WLS BF H R ER SO BB IBB HBP BLK WP HR S P ERA WHIP	IP WLS BF H R ER SO BB IBB HBP BLK WP HR S P ERA WHIP	IP WLS BF H R ER SO BB IBB HBP BLK WP HR S P ERA WHIP	IP WLS BF H R ER SO BB IBB HBP BLK WP HR S P ERA WHIP
11 Jimmy Rollins, S OBP: 0.317, SLG: 0.417	0-3 K		0-0 F9		0-0 SF7			0-0 G3-1		3	0	0	1	0	1	0	Detroit Tigers @ Philadelphia Phillies Bright House Field, Clearwater, FL Mon Mar 19 2012, 1:10 PM - 3:43 PM EDT Att: 10,863 - Sunny - 75 F					
7 Michael Martinez, S OBP: 0.376, SLG: 0.463										0	0	0	0	0	0	0						
8 Shane Victorino, S OBP: 0.275, SLG: 0.462	0-0 2B		0-0 B1-3		0-3 K		0-0 F8		0-0 F8	4	0	1	0	0	1	0						
22 Scott Podsednik, L OBP: 0.450, SLG: 0.514										0	0	0	0	0	0	0						
3 Hunter Pence, R OBP: 0.283, SLG: 0.444	0-0 1B		0-3 K		0-0 F8		0-0 F8		0-0 F8	4	0	1	0	0	1	0						
10 Juan Pierre, L OBP: 0.371, SLG: 0.267										0	0	0	0	0	0	0						
25 Jim Thome, L OBP: 0.333, SLG: 0.318	0-0 G4-6-3		0-3 K		4-0 19 BB		0-0 F8		0-0 FC4-6	2	0	0	0	1	1	2						
24 Ty Wigginton, R OBP: 0.333, SLG: 0.313		0-0 P4		0-0 19 BB		4-0 F8		0-0 F8		3	1	1	0	0	0	1						
19 Lance Nix, L OBP: 0.393, SLG: 0.227		0-3 K		0-0 13 BB		0-0 FC4-6		0-0 FC4-6		3	1	1	0	0	1	1						
15 John Mayberry Jr., R OBP: 0.295, SLG: 0.273		0-0 F8		0-0 13 BB		0-3 K		0-0 K		3	1	1	1	0	1	0						
51 Carlos Ruiz, R OBP: 0.474, SLG: 0.647			0-0 G6-3		0-0 F9		4-0 13 BB		0-0 BB	2	0	0	0	0	0	2						
23 Brian Schneider, L OBP: 0.287, SLG: 0.214										0	0	0	0	1	0	0						
13 Freddy Galvis, S OBP: 0.311, SLG: 0.462			0-0 F9		0-0 11 SF7		0-0 G4-6-3		0-0 G4-6-3	3	1	1	2	0	0	1						
Inning Stats	R: 0 E: 0 K: 1 S: 6	H: 2 LOB: 1 BB: 0 P: 6	R: 0 E: 0 K: 1 S: 5	H: 0 LOB: 0 BB: 0 P: 5	R: 0 E: 0 K: 0 S: 3	H: 0 LOB: 0 BB: 0 P: 3	R: 0 E: 0 K: 2 S: 7	H: 0 LOB: 0 BB: 0 P: 7	R: 0 E: 0 K: 1 S: 9	H: 4 LOB: 0 BB: 0 P: 9	R: 0 E: 0 K: 0 S: 2	H: 0 LOB: 1 BB: 1 P: 10	R: 0 E: 0 K: 1 S: 4	H: 0 LOB: 0 BB: 1 P: 8	R: 0 E: 0 K: 0 S: 3	H: 0 LOB: 0 BB: 0 P: 3	1B: 4 2B: 1 3B: 1 HR: 0	SF: 1 SAC: 0 DP: 2 HBP: 0	WP: 0 PB: 0 SB: 0 CS: 0	PA: 30		
PITCHER	IP WLS BF H R ER SO BB IBB HBP BLK WP HR S P ERA WHIP	IP WLS BF H R ER SO BB IBB HBP BLK WP HR S P ERA WHIP	IP WLS BF H R ER SO BB IBB HBP BLK WP HR S P ERA WHIP	IP WLS BF H R ER SO BB IBB HBP BLK WP HR S P ERA WHIP	IP WLS BF H R ER SO BB IBB HBP BLK WP HR S P ERA WHIP	IP WLS BF H R ER SO BB IBB HBP BLK WP HR S P ERA WHIP	IP WLS BF H R ER SO BB IBB HBP BLK WP HR S P ERA WHIP	IP WLS BF H R ER SO BB IBB HBP BLK WP HR S P ERA WHIP	IP WLS BF H R ER SO BB IBB HBP BLK WP HR S P ERA WHIP	IP WLS BF H R ER SO BB IBB HBP BLK WP HR S P ERA WHIP	IP WLS BF H R ER SO BB IBB HBP BLK WP HR S P ERA WHIP	IP WLS BF H R ER SO BB IBB HBP BLK WP HR S P ERA WHIP	IP WLS BF H R ER SO BB IBB HBP BLK WP HR S P ERA WHIP	IP WLS BF H R ER SO BB IBB HBP BLK WP HR S P ERA WHIP	IP WLS BF H R ER SO BB IBB HBP BLK WP HR S P ERA WHIP	IP WLS BF H R ER SO BB IBB HBP BLK WP HR S P ERA WHIP	IP WLS BF H R ER SO BB IBB HBP BLK WP HR S P ERA WHIP	IP WLS BF H R ER SO BB IBB HBP BLK WP HR S P ERA WHIP	IP WLS BF H R ER SO BB IBB HBP BLK WP HR S P ERA WHIP	IP WLS BF H R ER SO BB IBB HBP BLK WP HR S P ERA WHIP	IP WLS BF H R ER SO BB IBB HBP BLK WP HR S P ERA WHIP	IP WLS BF H R ER SO BB IBB HBP BLK WP HR S P ERA WHIP
37 Max Scherzer, R ERA: 4.85	5.0	L	20	6	4	4	5	0	0	0	0	0	0	0	0	0	7.20	1.200				
31 Collin Balester, R ERA: 1.13	1.0	4	0	0	0	0	1	0	0	0	0	0	0	2	10	0.00	1.000					
20 Octavio Dotel, R ERA: 1.5	1.0	3	0	0	0	1	1	0	0	0	0	0	0	4	8	0.00	1.000					
46 Jose Valverde, R ERA: 3.0	1.0	3	0	0	0	0	0	0	0	0	0	0	0	3	3	0.00	0.000					

Batter	1	2	3	4	5	6	7	8	9	AB	R	H	RBI	BB	SO	LOB	TOP				
13 Freddy Galvis, S OBP: 0.300, SLG: 0.477										5	0	1	1	0	2	2	Philadelphia Phillies @ Baltimore Orioles Ed Smith Stadium, Sarasota, FL Tue Mar 20 2012, 1:08 PM - 3:24 PM EDT Att. 7,811 - Partly Cloudy - 81 F				
16 Luis Montanez, R OBP: 0.417, SLG: 0.576										4	1	0	0	1	0	2					
3 Hunter Pence, R OBP: 0.306, SLG: 0.479										3	0	2	0	0	1	0					
10 Juan Pierre, L OBP: 0.378, SLG: 0.281										2	0	1	0	0	0	0					
24 Ty Wigington, R OBP: 0.357, SLG: 0.343										3	0	2	1	0	0	0					
29 Hector Luna, R OBP: 0.343, SLG: 0.531										2	0	0	0	0	0	1					
15 John Mayberry Jr., R OBP: 0.280, SLG: 0.298										3	0	1	0	0	0	3					
22 Scott Podsednik, L OBP: 0.463, SLG: 0.529										1	1	1	0	0	0	0					
51 Carlos Ruiz, R OBP: 0.500, SLG: 0.650										3	0	2	0	0	0	1					
23 Brian Schneider, L OBP: 0.313, SLG: 0.267										1	0	1	0	0	0	0					
28 Kevin Frandsen, R OBP: 0.263, SLG: 0.313										3	0	0	0	0	0	3					
4 Pete Orr, L OBP: 0.361, SLG: 0.387										1	0	1	1	0	0	0					
7 Michael Martinez, S OBP: 0.400, SLG: 0.516										2	1	1	0	0	0	0					
11 Miguel Abreu, R OBP: 0.500, SLG: 0.500										1	0	0	0	0	0	2					
34 Roy Halladay, R OBP: 0.500, SLG: 0.500										2	0	1	0	0	0	1					
58 Jonathan Papelbon, R ERA: 4.5										0	0	0	0	0	0	0					
40 Michael Stutes, R ERA: 3.96										0	0	0	0	0	0	0					
31 Erik Kratz, R OBP: 0.353, SLG: 0.529										1	1	1	1	0	0	0					
57 David Herndon, R ERA: 2.16										0	0	0	0	0	0	0					
Inning Stats	R: 1 E: 0 K: 1 S: 6	H: 2 LOB: 1 BB: 1 P: 10	R: 0 E: 0 K: 0 S: 3	H: 1 LOB: 0 BB: 0 P: 3	R: 0 E: 0 K: 0 S: 3	H: 1 LOB: 0 BB: 0 P: 3	R: 0 E: 0 K: 1 S: 7	H: 2 LOB: 2 BB: 0 P: 7	R: 0 E: 0 K: 1 S: 6	H: 1 LOB: 1 BB: 0 P: 6	R: 0 E: 0 K: 0 S: 4	H: 2 LOB: 1 BB: 0 P: 4	R: 1 E: 0 K: 0 S: 4	H: 3 LOB: 2 BB: 0 P: 5	R: 1 E: 0 K: 0 S: 6	H: 2 LOB: 1 BB: 0 P: 5	1B: 10 2B: 3 3B: 1 HR: 1	SF: 0 SAC: 1 DP: 3 HBP: 1	WP: 0 PB: 0 CS: 0	PA: 40	
PITCHER	IP WLS BF H R ER SO BB IBB HBP BLK WP HR S P ERA WHIP	5.0 2 20 7 1 1 3 1 0 0 0 0 0 0 25 29 1.80 1.600	1.0 4 2 0 0 0 0 0 0 0 0 0 0 0 4 4 0.00 2.000	1.0 L 5 1 1 1 0 0 0 0 0 1 0 0 0 0 4 5 9.00 1.000	1.0 6 3 1 1 0 0 0 0 0 0 0 0 0 6 6 9.00 3.000	1.0 5 2 1 1 0 0 0 0 0 0 0 0 0 1 5 5 9.00 2.000															



AB	37
R	4
H	15
RBI	4
BB	1
SO	3
LOB	15

Batter	1	2	3	4	5	6	7	8	9	AB	R	H	RBI	BB	SO	LOB	BOTTOM				
14 Nolan Reimold, R OBP: 0.290, SLG: 0.190										3	1	0	0	0	1	1	Philadelphia Phillies @ Baltimore Orioles Ed Smith Stadium, Sarasota, FL Tue Mar 20 2012, 1:08 PM - 3:24 PM EDT Att. 7,811 - Partly Cloudy - 81 F				
89 John Ruettiger, L OBP: 0.667, SLG: 0.500										0	0	0	0	0	0	0					
36 Nick Johnson, L OBP: 0.418, SLG: 0.423										3	0	0	0	0	0	1					
24 Wilson Betemit, S OBP: 0.235, SLG: 0.167										1	0	0	0	0	0	0					
21 Nick Markakis, L OBP: 0.308, SLG: 0.273										3	0	0	0	0	0	1					
3 Ryan Flaherty, L OBP: 0.333, SLG: 0.467										1	0	0	0	0	1	0					
10 Adam Jones, R OBP: 0.333, SLG: 0.429										3	0	2	1	0	0	0					
54 Matt Antonelli, R OBP: 0.419, SLG: 0.281										1	0	0	0	0	1	0					
32 Matt Wieters, S OBP: 0.214, SLG: 0.240										2	0	0	0	1	1	2					
13 Jai Miller, R OBP: 0.229, SLG: 0.412										0	0	0	0	0	0	0					
2 J.J. Hardy, R OBP: 0.387, SLG: 0.423										3	0	1	0	0	1	1					
60 John Hester, R ERA: 4.59										0	0	0	0	0	0	0					
12 Mark Reynolds, R OBP: 0.400, SLG: 0.318										2	0	0	0	1	1	1					
80 Scott Beener, R OBP: 0.333, SLG: 0.333										0	0	0	0	0	0	0					
19 Chris Davis, L OBP: 0.303, SLG: 0.469										3	0	1	0	0	0	1					
68 Steve Tolleson, R OBP: 0.375, SLG: 0.333										0	0	0	0	0	0	0					
11 Robert Andino, R OBP: 0.333, SLG: 0.357										3	0	0	0	0	2	2					
92 Jeff Larish, L OBP: 0.250, SLG: 0.250										0	0	0	0	0	0	0					
Inning Stats	R: 1 E: 0 K: 1 S: 6	H: 1 LOB: 1 BB: 0 P: 7	R: 0 E: 0 K: 2 S: 7	H: 0 LOB: 0 BB: 0 P: 7	R: 0 E: 0 K: 1 S: 5	H: 0 LOB: 0 BB: 0 P: 5	R: 0 E: 0 K: 0 S: 3	H: 1 LOB: 0 BB: 0 P: 3	R: 0 E: 0 K: 1 S: 6	H: 1 LOB: 1 BB: 0 P: 6	R: 0 E: 0 K: 0 S: 2	H: 0 LOB: 1 BB: 1 P: 6	R: 0 E: 0 K: 1 S: 6	H: 1 LOB: 1 BB: 1 P: 10	R: 0 E: 0 K: 2 S: 7	H: 0 LOB: 0 BB: 0 P: 7	1B: 3 2B: 1 3B: 0 HR: 0	SF: 0 SAC: 0 DP: 2 HBP: 1	WP: 0 PB: 0 SB: 1 CS: 1	PA: 31	
PITCHER	IP WLS BF H R ER SO BB IBB HBP BLK WP HR S P ERA WHIP	6.0 3 21 3 0 0 0 0 1 0 0 0 0 0 2 6 0.00 1.000	1.0 H 4 1 0 0 1 1 0 0 0 0 0 0 6 10 0.00 2.000	1.0 S 3 0 0 0 0 2 0 0 0 0 0 0 0 7 7 0.00 0.000																	



AB	28
R	1
H	4
RBI	1
BB	2
SO	8
LOB	10

Batter	1	2	3	4	5	6	7	8	9	AB	R	H	RBI	BB	SO	LOB	TOP			
11 Brett Gardner, L (1, 7) OBP: 0.293, SLG: 0.278										4	1	1	0	0	1	2	New York Yankees @ Philadelphia Phillies Bright House Field, Clearwater, FL Fri Mar 23 2012, 1:08 PM - 3:55 PM EDT Att: 10,812 - Partly Cloudy - 84 F			
73 Cole Garner, R (8, 7) OBP: 0.400, SLG: 0.625										1	0	0	0	0	1	0				
17 Francisco Cervelli, R (1, 2) OBP: 0.233, SLG: 0.236										4	1	2	0	0	1	0				
24 Robinson Cano, L (1, 4) OBP: 0.275, SLG: 0.432										4	1	3	2	0	1	0				
92 José Pirela, R (8, PR) (8, 4)										0	1	0	0	0	0	0				
12 Eric Chavez, L (1, 3) OBP: 0.167, SLG: 0.200										3	0	1	1	0	1	2				
Addison Maruszak, R (7, 3)										1	0	0	0	0	1	1				
Brandon Laird, R (1, 5) OBP: 0.192, SLG: 0.208										4	0	1	1	0	1	3				
83 Dante Bichette, R (8, PR) (8, 5)										0	0	0	0	0	0	0				
41 Chris Dickerson, L (1, 9) OBP: 0.308, SLG: 0.261										4	0	1	0	0	1	1				
38 Dewayne Wise, L (1, 8) OBP: 0.462, SLG: 0.560										4	0	1	0	0	2	3				
67 Colin Curtis, L (1, 10) OBP: 0.304, SLG: 0.333										3	1	0	0	1	0	1				
74 Doug Bernier, R (1, 6) OBP: 0.429, SLG: 0.538										4	0	2	1	0	2	1				
Inning Stats	R: 3 E: 0 K: 2 S: 11	H: 4 LOB: 1 BB: 0 P: 11	R: 0 E: 0 K: 2 S: 6	H: 0 LOB: 0 BB: 1 P: 10	R: 0 E: 0 K: 1 S: 6	H: 2 LOB: 1 BB: 0 P: 6	R: 0 E: 0 K: 1 S: 5	H: 0 LOB: 0 BB: 0 P: 5	R: 0 E: 0 K: 0 S: 3	H: 0 LOB: 0 BB: 0 P: 5	R: 1 E: 0 K: 0 S: 5	H: 2 LOB: 1 BB: 0 P: 5	R: 1 E: 0 K: 3 S: 12	H: 3 LOB: 0 BB: 0 P: 10	R: 0 E: 0 K: 2 S: 7	H: 0 LOB: 0 BB: 0 P: 7	1B: 8 2B: 5 3B: 0 HR: 0	SF: 0 SAC: 0 DP: 3 HBP: 0	WP: 0 PB: 0 SB: 1 CS: 0	PA: 37
PITCHER	IP WLS BF H R ER SO BB IBB HBP BLK WP HR S P ERA WHIP																			
49 Vance Worley, R (1, 1) ERA: 2.81	6.0 L 23 7 3 3 7 1 0 0 0 0 0 0 36 40 4.50 1.333																			
57 David Herndon, R (7, 1) ERA: 3.0	1.0 5 2 1 1 0 0 0 0 0 0 0 0 5 5 9.00 2.000																			
40 Michael Stutes, R (8, 1) ERA: 4.5	1.0 6 3 1 1 3 0 0 0 0 0 0 0 12 12 9.00 3.000																			
58 Jonathan Papelbon, R (9, 1) ERA: 1.29	1.0 3 0 0 0 2 0 0 0 0 0 0 0 7 7 0.00 0.000																			


Batter	1	2	3	4	5	6	7	8	9	AB	R	H	RBI	BB	SO	LOB	BOTTOM					
11 Jimmy Rollins, S (1, 6) OBP: 0.319, SLG: 0.405										3	0	1	0	0	0	0	New York Yankees @ Philadelphia Phillies Bright House Field, Clearwater, FL Fri Mar 23 2012, 1:08 PM - 3:55 PM EDT Att: 10,812 - Partly Cloudy - 84 F					
11 Miguel Abreu, R (7, 6) OBP: 0.400, SLG: 0.600										2	0	1	1	0	0	0						
8 Shane Victorino, S (1, 8) OBP: 0.333, SLG: 0.333										3	0	1	0	0	0	2						
25 Jim Thome, L (7, 1) OBP: 0.390, SLG: 0.339										0	0	0	0	0	0	0						
12 Troy Hanson, R (7, 1) OBP: 0.390, SLG: 0.339										0	0	0	0	0	0	0						
40 Michael Stutes, R (8, 1) ERA: 4.5										0	0	0	0	0	0	0						
58 Jonathan Papelbon, R (9, 1) ERA: 1.29										0	0	0	0	0	0	0						
77 Tuffy Gosewisch, R (8, 1) OBP: 0.294, SLG: 0.313										1	0	0	0	0	0	0						
24 Ty Wigginton, R (1, 5) OBP: 0.333, SLG: 0.317										3	0	1	0	0	0	1						
4 Pete Orr, L (7, 5) OBP: 0.342, SLG: 0.364										1	0	0	0	0	0	2						
3 Hunter Pence, R (1, 9) OBP: 0.309, SLG: 0.453										2	1	1	0	1	0	1						
16 Luis Montanez, R (7, 9) OBP: 0.395, SLG: 0.543										1	0	0	0	0	0	2						
19 Lavnce Nix, L (1, 7) OBP: 0.353, SLG: 0.185										3	0	0	0	0	1	3						
68 Tim Kennelly, R (7, 7) OBP: 0.500, SLG: 0.500										1	0	0	0	0	0	0						
15 John Mayberry Jr., R (1, 3) OBP: 0.286, SLG: 0.308										3	0	1	1	0	1	2						
29 Hector Luna, R (7, 3) OBP: 0.333, SLG: 0.515										1	0	0	0	0	0	0						
23 Brian Schneider, L (1, 2) OBP: 0.263, SLG: 0.222										3	0	0	0	0	0	1						
31 Erik Kratz, R (7, 2) OBP: 0.389, SLG: 0.722										1	1	1	1	0	0	0						
13 Freddy Galvis, S (1, 4) OBP: 0.263, SLG: 0.412										4	0	0	0	0	0	0						
49 Vance Worley, R (1, 1) OBP: 0.333, SLG: 0.333										2	0	1	0	0	1	0						
22 Scott Podsednik, L (7, 8) OBP: 0.455, SLG: 0.513										2	1	1	0	0	0	0						
Inning Stats	R: 0 E: 0 K: 0 S: 4	H: 1 LOB: 1 BB: 0 P: 4	R: 0 E: 0 K: 1 S: 5	H: 0 LOB: 0 BB: 0 P: 5	R: 0 E: 0 K: 1 S: 5	H: 0 LOB: 0 BB: 0 P: 5	R: 0 E: 0 K: 0 S: 5	H: 2 LOB: 2 BB: 0 P: 5	R: 0 E: 0 K: 0 S: 5	H: 2 LOB: 2 BB: 0 P: 5	R: 1 E: 0 K: 1 S: 6	H: 1 LOB: 1 BB: 1 P: 11	R: 1 E: 0 K: 0 S: 5	H: 2 LOB: 2 BB: 1 P: 9	R: 1 E: 0 K: 0 S: 5	H: 1 LOB: 0 BB: 0 P: 7	R: 0 E: 0 K: 0 S: 3	H: 0 LOB: 0 BB: 0 P: 3	1B: 7 2B: 1 3B: 0 HR: 1	SF: 0 SAC: 0 DP: 0 HBP: 0	WP: 0 PB: 0 SB: 1 CS: 0	PA: 38
PITCHER	IP WLS BF H R ER SO BB IBB HBP BLK WP HR S P ERA WHIP																					
18 Hiroki Kuroda, R (1, 1) ERA: 3.07	5.2 W 24 6 1 1 3 1 0 0 0 0 0 0 1 14 20 5.40 1.200																					
David Phelps, R (6, 1) ERA: 1.04	3.1 S 14 3 2 2 0 1 0 0 0 0 0 1 14 20 5.40 1.200																					

Batter	1	2	3	4	5	6	7	8	9	AB	R	H	RBI	BB	SO	LOB	TOP						
8 Shane Victorino, S (1, 8) 29 Hector Luna, R (5, 5) OBP: 0.320, SLG: 0.435 OBP: 0.342, SLG: 0.500	4-0 10 2B 19 WP BB	1-0 3 2B HBP	0-0 10 1B 1B		4-0 10 FC6-4 BB		4-0 BB		0-0 F8	1 3 1 1 2 0 0 1 0 0 0 1 0 2													
10 Juan Pierre, L (1, 10) OBP: 0.356, SLG: 0.300	0-0 19 WP 19 FC3-2-5 2B	0-1 F9	0-0 1B		0-0 FC6-4 3 E 1-2		0-0 F8			5 0 2 0 0 0 3													
3 Hunter Pence, R (1, 9) 16 Luis Montanez, R (5, 9) OBP: 0.305, SLG: 0.456 OBP: 0.385, SLG: 0.528	0-3 K	0-0 19 1B 2B	0-3 K		0-0 FC6		0-0 F9			4 1 1 1 0 0 2 4 1 0 0 0 0 0 0													
19 Laynce Nix, L (1, 3) 68 Tim Kennelly, R (7, 3) OBP: 0.368, SLG: 0.226 OBP: 0.333, SLG: 0.333	1-0 FC3-2-5 15 1B 2H 3H	0-0 1B		0-0 51 2B 4 1B 1B	0-0 P5		0-0 F7			4 2 2 1 0 0 3 1 0 0 0 0 0 0													
15 John Mayberry Jr., R (1, 7) 22 Scott Podsednik, L (4, 7) OBP: 0.284, SLG: 0.309 OBP: 0.435, SLG: 0.488	0-0 51 FC6-4 1B	0-3 K		0-0 F8		0-0 G3		0-0 G4-3		3 0 1 1 0 0 1 2 2 0 0 0 0 0 0													
51 Carlos Ruiz, R (1, 2) 77 Tuffy Gosewisch, R (6, 2) OBP: 0.517, SLG: 0.778 OBP: 0.278, SLG: 0.294	0-0 FC6-4 1B		2-1 HR	0-0 4 1B 1-3 2B		0-0 G6-3		0-0 F8		4 1 2 1 0 0 1 1 0 0 0 0 0 0													
4 Pete Orr, L (1, 5) Edgar Duran, S (7, 6) OBP: 0.357, SLG: 0.459		1-1 HR	0-0 G4-3	0-0 13 G3-6-3 1B		0-0 P6		0-0 F9		4 1 2 2 0 0 0 1 0 0 0 0 0 0													
13 Freddy Galvis, S (1, 4) 13 Albert Cartwright, R (7, 4)		1-1 HR	0-0 G4-3	0-0 G3-6-3 1-2		0-0 G6-3		1-0 21 S HBP		4 1 1 1 0 0 2 0 0 0 0 0 0 0													
11 Miguel Abreu, R (1, 6) 21 Rich Thompson, L (7, 8) OBP: 0.333, SLG: 0.667		0-0 F8	0-0 K		0-3 K		0-3 K		4-0 1-2 BB	4 1 1 0 0 2 0 0 0 0 0 0 1 0 0													
Inning Stats	R: 2 E: 0 K: 1 S: 7	H: 2 LOB: 1 BB: 1 P: 12	R: 4 E: 0 K: 1 S: 12	H: 4 LOB: 1 BB: 0 P: 15	R: 3 E: 0 K: 1 S: 10	H: 4 LOB: 1 BB: 0 P: 12	R: 1 E: 0 K: 0 S: 5	H: 3 LOB: 1 BB: 0 P: 5	R: 0 E: 1 K: 1 S: 6	H: 0 LOB: 2 BB: 1 P: 10	R: 0 E: 0 K: 0 S: 3	H: 0 LOB: 0 BB: 0 P: 3	R: 0 E: 0 K: 1 S: 5	H: 0 LOB: 0 BB: 1 P: 9	R: 0 E: 0 K: 0 S: 3	H: 0 LOB: 0 BB: 0 P: 3	R: 0 E: 0 K: 0 S: 3	H: 0 LOB: 2 BB: 1 P: 8	1B: 6 2B: 3 3B: 1 HR: 3	SF: 0 SAC: 0 DP: 1 HBP: 2	WP: 1 PB: 0 SB: 2 CS: 0	PA: 46	
PITCHER	IP WLS BF H R ER SO BB IBB HBP BLK WP HR S P ERA WHIP	3.0 L 21 10 9 9 3 1 0 0 0 1 3 29 39 27.00 3.667	2.0 10 3 1 1 1 1 0 0 0 0 0 0 3 3 0.00 0.000	1.0 3 0 0 0 0 0 0 0 0 0 0 0 3 3 0.00 0.000	1.0 4 0 0 0 0 1 1 0 0 0 0 0 5 9 0.00 1.000	1.0 3 0 0 0 0 0 0 0 0 0 0 0 3 3 0.00 0.000	PITCHER	IP WLS BF H R ER SO BB IBB HBP BLK WP HR S P ERA WHIP	1.0 5 5 0 0 0 0 1 0 1 0 0 0 3 3 4.5 2.000	9.1 1.0 5 0 0 0 0 1 0 1 0 0 0 8 8 0.00 1.000													

Philadelphia Phillies @ Boston Red Sox
 JetBlue Park, Ft. Myers, FL
 Sat Mar 24 2012, 1:41 PM - 4:48 PM EDT
 Att: 9,674 - Partly Cloudy - 83 F

livebaseballscorecards.com

AB 40
R 10
H 13
RBI 8
BB 4
SO 5
LOB 17




Batter	1	2	3	4	5	6	7	8	9	AB	R	H	RBI	BB	SO	LOB	BOTTOM				
2 Jacoby Ellsbury, L (1, 8) 92 Peter Hissey, L (7, 8) OBP: 0.278, SLG: 0.444 OBP: 0.667, SLG: 0.800	0-0 P2	0-0 1H 3H 3B		0-0 G4-3		0-0 G6-3		0-0 1-3 2H 1B		4 0 1 2 0 0 3 1 0 1 2 0 0 0											
15 Dustin Pedroia, R (1, 4) 72 Mauro Gomez, R (8, 3) OBP: 0.314, SLG: 0.424 OBP: 0.231, SLG: 0.462	0-3 K	0-0 G5-3			0-3 K		0-0 G6-3	0-3 K		4 0 0 0 0 2 1 1 0 0 0 0 1 2											
20 Kevin Youkilis, R (1, 5) 94 Kolbrin Vittek, R (5, PR) OBP: 0.333, SLG: 0.250	0-0 E4 28 BB 1B		0-3 K		0-0 28 G1-6-3 1B		0-3 K	0-0 G6-3		3 0 1 0 0 1 0 2 0 0 0 0 1 0											
28 Adrián González, L (1, 3) 66 Zach Gentile, L (8, 4) OBP: 0.387, SLG: 0.444	4-0 1-2 BB		0-0 F7		0-0 G1-6-3 1-2		0-0 G6-3	0-3 K		3 0 0 0 1 0 1 1 0 0 0 0 1 0											
54 Darrell McDonald, R (1, 9) 98 Daniel Nava, S (7, 9) OBP: 0.533, SLG: 0.889 OBP: 0.429, SLG: 0.500	0-0 P5		0-0 10 FC6 1B		0-0 F9		0-0 G6-3	4-0 5 1B 65 1B 92 1B BB	0-0 F8	3 0 1 0 0 0 2 1 1 0 0 1 0 0											
10 Kelly Shoppach, R (1, 2) 39 Jarrod Saltalamacchia, R (7, 2) 98 Christian Vázquez, R (9, 2) OBP: 0.304, SLG: 0.388 OBP: 0.348, SLG: 0.421		4-0 73 FC5-4 2 3B BB	0-0 FC6		0-0 G1-3		0-0 G1-3			2 1 0 0 1 0 1 1 0 0 0 0 0 1 0 0 0 0 0 0 0											
3 Mike Aviles, R (1, 6) 65 Jonathan Hee, R (6, PR) OBP: 0.463 OBP: 0.333, SLG: 0.500		0-0 F8		0-0 5 G6-3 2B		0-0 5 1B 73 1B 1B		0-0 5 1B 92 1B 1B		3 0 2 0 0 0 1 1 2 1 0 0 0 0											
5 Nick Punto, S (1, 10) OBP: 0.400, SLG: 0.360		0-0 73 FC5-4 1B		0-0 G6-3		0-0 73 1B 1B		0-0 92 1B 1B		4 0 3 0 0 0 1											
73 Josh Kroeger, L (1, 7) 66 Shannon Wilkerson, R (6, PR) OBP: 0.225, SLG: 0.342 OBP: 0.600, SLG: 0.800		0-0 FC5-4 2 3B		0-0 K		0-0 1-3 2H 1B		0-0 F3		3 1 1 1 0 1 3 1 0 0 0 0 0 3											
Inning Stats	R: 0 E: 1 K: 1 S: 6	H: 0 LOB: 2 BB: 1 P: 10	R: 2 E: 0 K: 0 S: 5	H: 2 LOB: 1 BB: 1 P: 9	R: 0 E: 0 K: 1 S: 6	H: 1 LOB: 1 BB: 0 P: 6	R: 0 E: 0 K: 1 S: 6	H: 1 LOB: 1 BB: 0 P: 6	R: 0 E: 0 K: 0 S: 5	H: 3 LOB: 2 BB: 0 P: 6	R: 0 E: 0 K: 1 S: 5	H: 0 LOB: 0 BB: 0 P: 5	R: 2 E: 0 K: 1 S: 8	H: 3 LOB: 2 BB: 1 P: 12	R: 0 E: 0 K: 1 S: 5	H: 0 LOB: 0 BB: 0 P: 5	1B: 9 2B: 1 3B: 1 HR: 0	SF: 0 SAC: 0 DP: 1 HBP: 0	WP: 0 PB: 0 SB: 0 CS: 0	PA: 41	
PITCHER	IP WLS BF H R ER SO BB IBB HBP BLK WP HR S P ERA WHIP	4.0 W 19 4 2 2 3 2 0 0 0 0 0 5 5 4.50 1.500	1.0 3 1 0 0 0 1 0 0 0 0 0 0 5 5 0.00 1.000	2.0 9 3 1 1 1 1 0 0 0 0 0 0 8 12 4.50 1.500	1.0 7 3 2 2 1 1 0 0 0 0 0 0 5 5 0.00 0.000	1.0 3 0 0 0 0 1 0 0 0 0 0 0 5 5 0.00 0.000	PITCHER	IP WLS BF H R ER SO BB IBB HBP BLK WP HR S P ERA WHIP	4.0 W 19 4 2 2 3 2 0 0 0 0 0 0 5 5 4.50 1.500	9.1 1.0 5 0 0 0 0 1 0 1 0 0 0 8 8 0.00 1.000											

Philadelphia Phillies @ Boston Red Sox
 JetBlue Park, Ft. Myers, FL
 Sat Mar 24 2012, 1:41 PM - 4:48 PM EDT
 Att: 9,674 - Partly Cloudy - 83 F

livebaseballscorecards.com

AB 38
R 5
H 11
RBI 5
BB 3
SO 7
LOB 19



Batter	1	2	3	4	5	6	7	8	9	AB	R	H	RBI	BB	SO	LOB	TOP			
10 Juan Pierre, L OBP: 0.367, SLG: 0.318	0-0 22 B2-6-3 1B		0-0 L5		0-0 1-2 1B		0-0 F8		0-0 F7	4	0	2	0	0	0	0				
22 Scott Podsednik, L OBP: 0.400, SLG: 0.444	0-0 B2-6-3 1-2		0-0 F7		0-0 P6		0-0 F7		0-0 F7	4	0	0	0	0	0	3				
8 Shane Victorino, S OBP: 0.340, SLG: 0.469 2 Peter Lavin, L	0-0 3 1B 2B		0-0 G3-1		0-0 3 G6-4-3 1B		0-0 K		0-0 K	3	1	2	0	0	0	0				
3 Hunter Pence, R OBP: 0.306, SLG: 0.450 22 Derrick Mitchell, R OBP: 0.250, SLG: 0.250	0-1 2H 2B 1B		0-0 G6-3		0-0 G6-4-3 1-2		0-0 G4-3		0-0 G4-3	3	1	1	1	0	0	1				
24 Ty Wigginton, R OBP: 0.333, SLG: 0.341 Carlos Perdomo, R	0-0 1-H 2B		0-3 K		0-0 P4		0-0 F9		0-0 F9	3	0	1	1	0	1	0				
19 Laynce Nix, L OBP: 0.341, SLG: 0.206 21 Cody Overbeck, R OBP: 0.333, SLG: 1.333	0-0 F8		0-3 K		0-3 K		0-3 K		2-1 HR	3	0	0	0	0	2	1				
23 Brian Schneider, L OBP: 0.239, SLG: 0.200 77 Tuffy Gosewisch, R OBP: 0.300, SLG: 0.368		0-3 K		0-0 F8		0-0 F8		0-0 2B		2	0	0	0	0	1	0				
4 Pete Orr, L OBP: 0.333, SLG: 0.425	0-0 F8		0-0 F8		0-0 G4-3		0-3 K		0-0 F7	3	0	0	0	0	1	1				
11 Miguel Abreu, R OBP: 0.333, SLG: 0.583	0-0 F9		0-0 F9		0-0 10 1B		0-0 F7		0-0 F7	3	0	1	0	0	0	1				
Inning Stats	R: 2 E: 0 K: 0 S: 7	H: 4 LOB: 1 BB: 7 P: 7	R: 0 E: 0 K: 1 S: 5	H: 0 LOB: 0 BB: 5 P: 5	R: 0 E: 0 K: 2 S: 7	H: 0 LOB: 0 BB: 0 P: 7	R: 0 E: 0 K: 0 S: 5	H: 2 LOB: 2 BB: 0 P: 5	R: 0 E: 0 K: 0 S: 3	H: 1 LOB: 0 BB: 3 P: 3	R: 0 E: 0 K: 2 S: 8	H: 1 LOB: 1 BB: 0 P: 8	R: 0 E: 0 K: 1 S: 5	H: 0 LOB: 0 BB: 0 P: 5	R: 1 E: 0 K: 0 S: 5	H: 1 LOB: 0 BB: 7 P: 7	1B: 5 2B: 3 3B: 0 HR: 1	SF: 0 SAC: 0 DP: 2 HBP: 0	WP: 0 PB: 0 SB: 1 CS: 0	PA: 34
PITCHER	IP WLS BF H R ER SO BB IBB HBP BLK WP HR S P ERA WHIP	IP WLS BF H R ER SO BB IBB HBP BLK WP HR S P ERA WHIP	IP WLS BF H R ER SO BB IBB HBP BLK WP HR S P ERA WHIP	IP WLS BF H R ER SO BB IBB HBP BLK WP HR S P ERA WHIP	IP WLS BF H R ER SO BB IBB HBP BLK WP HR S P ERA WHIP	IP WLS BF H R ER SO BB IBB HBP BLK WP HR S P ERA WHIP	IP WLS BF H R ER SO BB IBB HBP BLK WP HR S P ERA WHIP	IP WLS BF H R ER SO BB IBB HBP BLK WP HR S P ERA WHIP	IP WLS BF H R ER SO BB IBB HBP BLK WP HR S P ERA WHIP											
35 Justin Verlander, R ERA: 2.16	6.0	23	7	2	2	3	0	0	0	0	0	0	0	0	30	3.00	1.167			
40 Phil Coke, L ERA: 1.8	1.0	W	4	1	0	2	0	0	0	0	0	0	0	8	8	0.00	1.000			
46 Jose Valverde, R ERA: 2.25	1.0	H	3	0	0	1	0	0	0	0	0	0	0	5	5	0.00	0.000			
68 Chris Bootcheck, R ERA: 1.29	1.0		4	1	1	1	0	0	0	0	0	0	1	5	7	9.00	1.000			

Philadelphia Phillies @ Detroit Tigers
Joker Marchant Stadium, Lakeland, FL
Sun Mar 25 2012, 1:06 PM - 3:28 PM EDT
Att: 6,637 - Partly Cloudy - 78 F

AB 34
R 3
H 9
RBI 3
BB 0
SO 6
LOB 7



Batter	1	2	3	4	5	6	7	8	9	AB	R	H	RBI	BB	SO	LOB	BOTTOM	
12 Andy Dirks, L OBP: 0.452, SLG: 0.457 36 Chad Wright, L	0-0 G5-3	0-0 G1-3			0-0 G4-3		4-0 24 HR BB			3	1	0	0	1	0	0		
26 Brennan Boesch, L OBP: 0.326, SLG: 0.316 24 Tyler Collins, L OBP: 1.000, SLG: 4.000	0-0 28 SF9 3B		0-0 27 G6-4-3 1B		0-0 P5		0-0 1-H 2-H HR			3	1	2	0	0	0	0		
27 Jhonny Peralta, R OBP: 0.326, SLG: 0.316 25 Corey Jones, L OBP: 0.500, SLG: 0.500	4-0 32 BB 25 BB BB		0-0 G6-4-3 1-2		0-0 G5-3		3-1 1B			2	0	0	0	1	0	1		
28 Prince Fielder, L OBP: 0.378, SLG: 0.513 27 Rawley Bishop, R	0-0 SF9		0-0 F8		4-0 25 FC6-4 BB		0-0 F9			1	0	0	1	1	0	0		
25 Ryan Raburn, R OBP: 0.395, SLG: 1.000 9 Brent Dlugach, R	4-0 32 BB BB		0-0 F9		0-0 FC6-4 BB		0-0 G5-3			2	0	0	0	1	0	1		
32 Don Kelly, L OBP: 0.405, SLG: 0.525 Edgar Corcino, R	4-0 1-2 2-3 BB		0-0 G4-3		0-0 G4-3		0-0 1-H 3B		0-0 G1-3	3	0	1	1	1	0	0		
43 Daniel Fields, L OBP: 0.375, SLG: 0.333	0-0 G6-3		4-0 9 BB		0-0 F7		0-0 G4-3			3	0	0	0	1	0	5		
9 Gerald Laird, R OBP: 0.310, SLG: 0.333 81 James McCann, R OBP: 0.750, SLG: 1.667		0-0 P6		0-1 L8		0-0 G1-3		0-0 12 BB 24 HR 1B		3	1	1	0	0	0	1		
70 Argenis Diaz, R OBP: 0.286, SLG: 0.278		0-0 G4-3		0-0 G1-3		0-3 K		0-0 G6-3		4	0	0	0	0	1	1		
Inning Stats	R: 1 E: 0 K: 0 S: 4	H: 1 LOB: 3 BB: 3 P: 16	R: 0 E: 0 K: 0 S: 3	H: 0 LOB: 0 BB: 0 P: 3	R: 0 E: 0 K: 0 S: 4	H: 0 LOB: 1 BB: 1 P: 8	R: 0 E: 0 K: 0 S: 3	H: 0 LOB: 0 BB: 0 P: 3	R: 1 E: 0 K: 0 S: 4	H: 1 LOB: 2 BB: 1 P: 8	R: 3 E: 0 K: 1 S: 9	H: 3 LOB: 1 BB: 1 P: 16	R: 1 E: 0 K: 0 S: 4	H: 1 LOB: 0 BB: 0 P: 4	1B: 3 2B: 0 3B: 2 HR: 2	SF: 1 SAC: 0 DP: 1 HBP: 0	WP: 0 PB: 0 SB: 1 CS: 0	PA: 36
PITCHER	IP WLS BF H R ER SO BB IBB HBP BLK WP HR S P ERA WHIP	IP WLS BF H R ER SO BB IBB HBP BLK WP HR S P ERA WHIP	IP WLS BF H R ER SO BB IBB HBP BLK WP HR S P ERA WHIP	IP WLS BF H R ER SO BB IBB HBP BLK WP HR S P ERA WHIP	IP WLS BF H R ER SO BB IBB HBP BLK WP HR S P ERA WHIP	IP WLS BF H R ER SO BB IBB HBP BLK WP HR S P ERA WHIP	IP WLS BF H R ER SO BB IBB HBP BLK WP HR S P ERA WHIP	IP WLS BF H R ER SO BB IBB HBP BLK WP HR S P ERA WHIP	IP WLS BF H R ER SO BB IBB HBP BLK WP HR S P ERA WHIP									
59 Scott Elarton, R ERA: 5.02	4.0	17	2	1	1	0	4	0	0	0	0	0	0	0	14	30	2.25	1.500
57 David Herndon, R ERA: 3.27	2.0	B	8	1	1	1	1	0	0	0	0	0	0	7	11	4.50	1.000	
55 Joe Savery, L ERA: 4.26	1.0	L	7	3	3	3	1	0	0	0	0	1	9	16	27.00	4.000		
40 Michael Stutes, R ERA: 5.0	1.0		4	1	1	1	0	0	0	0	0	1	4	4	9.00	1.000		

Philadelphia Phillies @ Detroit Tigers
Joker Marchant Stadium, Lakeland, FL
Sun Mar 25 2012, 1:06 PM - 3:28 PM EDT
Att: 6,637 - Partly Cloudy - 78 F

AB 29
R 6
H 7
RBI 6
BB 6
SO 1
LOB 11



Batter	1	2	3	4	5	6	7	8	9	AB	R	H	RBI	BB	SO	LOB	TOP										
5 Nick Punto, S OBP: 0.353, SLG: 0.310 66 Zach Gentile, L (6, 5)										4	0	0	0	0	3	5											
15 Dustin Pedroia, R OBP: 0.308, SLG: 0.486 86 Tony Thomas, R (7, 4)										4	1	1	1	0	0	1											
34 David Ortiz, L OBP: 0.250, SLG: 0.421 81 Dan Butler, R OBP: 0.308, SLG: 0.538 (1, 10)										4	1	1	1	0	1	0											
7 Cody Ross, R OBP: 0.395, SLG: 0.657 66 Shannon Wilkerson, R OBP: 0.500, SLG: 0.667 (1, 7)										4	1	1	2	0	0	0											
39 Jarrod Saltalamacchia, S OBP: 0.333, SLG: 0.391 32 Matt Albers, L (8, 1)										4	1	1	0	0	1	0											
12 Ryan Sweeney, L OBP: 0.192, SLG: 0.200 94 Ronald Bernudez, R OBP: 0.667, SLG: 0.667 (7, 9)										3	0	1	0	0	2	0											
76 Jose Iglesias, R OBP: 0.286, SLG: 0.280 94 Ryan Dent, R OBP: 0.222, SLG: 0.125 (7, 6)										2	0	1	1	1	0	1											
16 Jason Repko, R OBP: 0.317, SLG: 0.324 92 Peter Hissey, L OBP: 0.571, SLG: 0.667 (7, 8)										3	0	1	0	0	1	3											
62 Lars Anderson, L OBP: 0.425, SLG: 0.543 72 Mauro Gomez, R OBP: 0.286, SLG: 0.714 (7, 3)										3	1	1	1	0	0	4											
Inning Stats	R: 1 E: 0 K: 1 S: 8	H: 1 LOB: 0 BB: 0 P: 9	R: 1 E: 1 K: 1 S: 8	H: 2 LOB: 2 BB: 0 P: 8	R: 0 E: 0 K: 0 S: 3	H: 0 LOB: 0 BB: 0 P: 3	R: 0 E: 0 K: 1 S: 6	H: 1 LOB: 1 BB: 0 P: 6	R: 3 E: 0 K: 2 S: 11	H: 3 LOB: 0 BB: 0 P: 14	R: 0 E: 0 K: 1 S: 5	H: 0 LOB: 0 BB: 0 P: 5	R: 0 E: 0 K: 0 S: 4	H: 1 LOB: 1 BB: 0 P: 4	R: 1 E: 0 K: 0 S: 5	H: 2 LOB: 1 BB: 0 P: 6	1B: 7 2B: 1 3B: 0 HR: 3	SF: 0 SAC: 0 DP: 0 HBP: 0	WP: 0 PB: 0 SB: 1 CS: 0	PA: 40							
PITCHER	IP	WLS	BF	H	R	ER	SO	BB	IBB	HBP	BLK	WP	HR	S	P	ERA	WHIP										
56 Joe Blanton, R ERA: 4.8 54 Héctor Neris, R ERA: 4.15 50 Chad Qualls, R ERA: 4.15 38 Tyson Brummett, R ERA: 3.39 Lisalberto Bonilla, R ERA: 3.39	5.0	L	23	7	5	5	5	0	0	0	0	0	2	36	40	9.00	1.400										

Boston Red Sox @ Philadelphia Phillies
Bright House Field, Clearwater, FL
Mon Mar 26 2012, 1:09 PM - 3:26 PM EDT
Att: 10,726 - Partly Cloudy - 77 F

AB 39
R 6
H 11
RBI 6
BB 1
SO 8
LOB 17



Batter	1	2	3	4	5	6	7	8	9	AB	R	H	RBI	BB	SO	LOB	BOTTOM										
11 Jimmy Rollins, S OBP: 0.333, SLG: 0.383 4 Pete Orr, L OBP: 0.348, SLG: 0.439 (7, 6)										2	0	0	0	0	1	0											
27 Placido Polanco, R OBP: 0.500, SLG: 0.500 29 Hector Luna, R OBP: 0.317, SLG: 0.459 (7, 5)										3	0	0	0	0	1	2											
8 Shane Victorino, S OBP: 0.321, SLG: 0.442 (1, 8)										3	0	0	0	0	0	0											
24 Ty Wigginton, R OBP: 0.315, SLG: 0.319 10 Juan Pierre, L OBP: 0.397, SLG: 0.318 (8, 7)										3	0	0	0	0	2	0											
15 John Mayberry Jr., R OBP: 0.254, SLG: 0.270 38 Tyson Brummett, R (8, 1)										3	0	0	0	0	2	0											
22 Scott Podsednik, L OBP: 0.400, SLG: 0.444 (9, 9)										0	0	0	0	0	0	0											
51 Carlos Ruiz, R OBP: 0.486, SLG: 0.727 31 Erik Kratz, R OBP: 0.400, SLG: 0.700 (1, 2)										2	0	0	0	0	1	0											
16 Luis Montanez, R OBP: 0.302, SLG: 0.465 Lisalberto Bonilla, S (9, 1)										3	0	1	0	0	1	0											
13 Freddy Galvis, S OBP: 0.294, SLG: 0.484 (1, 4)										3	0	1	0	0	0	0											
56 Joe Blanton, R (1, 1)										1	0	0	0	0	1	1											
3 Hunter Pence, R OBP: 0.302, SLG: 0.443 50 Chad Qualls, R (7, 1)										1	0	0	0	0	1	0											
19 Lavnce Nix, L OBP: 0.333, SLG: 0.200 (8, 3)										1	0	0	0	0	0	0											
Inning Stats	R: 0 E: 0 K: 1 S: 5	H: 0 LOB: 0 BB: 0 P: 5	R: 0 E: 0 K: 2 S: 7	H: 0 LOB: 0 BB: 0 P: 7	R: 0 E: 0 K: 1 S: 6	H: 2 LOB: 2 BB: 0 P: 7	R: 0 E: 0 K: 2 S: 7	H: 0 LOB: 0 BB: 0 P: 7	R: 0 E: 0 K: 2 S: 5	H: 0 LOB: 0 BB: 0 P: 5	R: 0 E: 0 K: 2 S: 7	H: 0 LOB: 0 BB: 0 P: 7	R: 0 E: 0 K: 1 S: 5	H: 0 LOB: 0 BB: 0 P: 5	R: 0 E: 0 K: 0 S: 3	H: 1 LOB: 0 BB: 0 P: 3	1B: 2 2B: 1 3B: 0 HR: 0	SF: 0 SAC: 0 DP: 1 HBP: 1	WP: 0 PB: 0 SB: 0 CS: 0	PA: 29							
PITCHER	IP	WLS	BF	H	R	ER	SO	BB	IBB	HBP	BLK	WP	HR	S	P	ERA	WHIP										
31 Jon Lester, L ERA: 3.5 32 Matt Albers, R ERA: 3.18 47 Ross Ohlendorf, R ERA: 2.35	7.0	W	23	2	0	0	10	0	0	0	0	0	0	5	5	0.00	0.286										
	1.0		3	0	0	0	1	0	0	0	0	0	0	3	3	0.00	1.000										

Boston Red Sox @ Philadelphia Phillies
Bright House Field, Clearwater, FL
Mon Mar 26 2012, 1:09 PM - 3:26 PM EDT
Att: 10,726 - Partly Cloudy - 77 F

AB 28
R 0
H 3
RBI 0
BB 0
SO 11
LOB 4



Batter	1	2	3	4	5	6	7	8	9	AB	R	H	RBI	BB	SO	LOB	TOP			
11 Jimmy Rollins, S OBP: 0.362, SLG: 0.400 13 Albert Cartwright, R (7.4), (8.6)	G6-3		51 1B 1-2 3-H		51 2B 1B		77 1B 3 2B HBP	F8		3	1	2	1	0	0	0				
51 Carlos Ruiz, R OBP: 0.500, SLG: 0.750 77 Tuffy Gosewisch, R OBP: 0.364, SLG: 0.429	G5-3		1B		3 2B 1-H G6-3		3 2B 31 G6-3 1B	1B		3	0	2	1	0	0	0				
3 Hunter Pence, R OBP: 0.286, SLG: 0.426 22 Scott Podsednik, L OBP: 0.415, SLG: 0.521	G5-3		1B		G6-3		29 1B 15 WP 2-H	K		4	1	1	1	0	1	4				
24 Ty Wigginton, R OBP: 0.293, SLG: 0.294 46 Raul Valdes, L OBP: 0.409, SLG: 0.682 57 David Herndon, R OBP: 0.353, SLG: 0.304		G6-3	G4-3		F9		G6-3		G4-3	3	0	0	0	0	0	4				
29 Hector Luna, R OBP: 0.348, SLG: 0.548		15 G4-6-3 1B			G5-3		15 WP 1B		HR	5	1	3	1	0	0	1				
15 John Mayberry Jr., R OBP: 0.247, SLG: 0.250	G4-6-3				K		G4-3		BB	4	0	0	0	1	2	2				
16 Luis Montanez, R OBP: 0.385, SLG: 0.489 68 Tim Kennelly, R OBP: 0.167, SLG: 0.167			11 1B 11 1B 2B		11 2B BB		1B		K	3	1	2	0	1	1	2				
11 Miguel Abreu, R OBP: 0.353, SLG: 0.588 19 Laynce Nix, L OBP: 0.319, SLG: 0.225			51 1B 11 1B 1B		1-3 2B		F9		G3	3	0	2	0	0	0	1				
49 Vance Worley, R OBP: 0.200, SLG: 0.200 4 Pete Orr, L OBP: 0.365, SLG: 0.468			K		F8		K		77 1B 2B	2	0	0	0	0	1	4				
Inning Stats	R: 0 E: 0 K: 0 S: 3	H: 0 LOB: 0 BB: 0 P: 3	R: 0 E: 0 K: 0 S: 3	H: 1 LOB: 0 BB: 0 P: 3	R: 1 E: 0 K: 2 S: 11	H: 4 LOB: 3 BB: 0 P: 11	R: 0 E: 0 K: 1 S: 6	H: 1 LOB: 2 BB: 0 P: 10	R: 1 E: 0 K: 0 S: 6	H: 2 LOB: 1 BB: 0 P: 6	R: 3 E: 0 K: 2 S: 10	H: 3 LOB: 2 BB: 0 P: 12	R: 1 E: 0 K: 1 S: 7	H: 2 LOB: 1 BB: 0 P: 7	R: 1 E: 0 K: 1 S: 6	H: 1 LOB: 1 BB: 1 P: 11	1B: 9 2B: 5 3B: 0 HR: 1	SF: 0 SAC: 0 DP: 1 HBP: 1	WP: 1 PB: 1 SB: 0 CS: 0	PA: 44
PITCHER	IP WLS BF H R ER SO BB IBB HBP BLK WP HR S P ERA WHIP																			
47 Francisco Liriano, L ERA: 2.45 52 Brian Duensing, L ERA: 1.0 15 Glen Perkins, L ERA: 5.0 55 Matt Capps, R ERA: 4.0 31 Alex Bumett, R ERA: 7.88	4.0 W 20 8 2 2 3 1 0 0 0 0 0 0 26 30 4.50 2.250																			

Philadelphia Phillies @ Minnesota Twins
Hammond Stadium, Fort Myers, FL
Wed Mar 28, 2012, 1:09 PM - 3:51 PM EDT
Att: 8,190 - Partly Cloudy - 83 F

AB 41
R 7
H 15
RBI 6
BB 2
SO 8
LOB 25



Batter	1	2	3	4	5	6	7	8	9	AB	R	H	RBI	BB	SO	LOB	BOTTOM			
2 Denard Span, L OBP: 0.370, SLG: 0.340 26 Brian Dinkelman, L OBP: 0.343, SLG: 0.438	B1-3	SF9		7 1B 8 1B 33 1B 1B	G6-3			K		3	1	1	2	0	0	0				
8 Jamey Carroll, R OBP: 0.340, SLG: 0.326 77 Brian Dozier, R OBP: 0.306, SLG: 0.375	K	P3		33 1B 16 SF7 7 1B 1B		G6-3		G4-3		4	1	1	0	0	1	1				
7 Joe Mauer, L OBP: 0.360, SLG: 0.383 41 Drew Butera, R OBP: 0.278, SLG: 0.389	33 HR 1B		G6-3	33 1B 38 HR 1B	33 1B 38 HR 1B		16 1B 1B		K	4	2	3	1	0	0	0				
33 Justin Morneau, L OBP: 0.278, SLG: 0.440	1-H HR			38 HR 1B		K				4	2	3	3	0	1	1				
16 Josh Willingham, R OBP: 0.391, SLG: 0.459 73 Michael Hollimon, S OBP: 0.480, SLG: 0.619	G5-3		K	SF7			1B			3	0	1	1	0	1	1				
38 Luke Hughes, R OBP: 0.404, SLG: 0.771		11 FC1 11 E 1B	F9	11 1B 11 1B HR			K			4	2	2	3	0	1	3				
22 Danny Valencia, R OBP: 0.304, SLG: 0.491		12 SH5-3 2 SF9 1B		12 1B 11 1B K			G5-3			4	2	2	0	0	1	0				
11 Ben Revere, L OBP: 0.370, SLG: 0.373		FC1 12 SH5-3 1B		G3	G4-3		12 G4-6-3 1B			4	0	1	0	0	0	2				
12 Alexi Casilla, S OBP: 0.391, SLG: 0.325		SH5-3		E4 8 1B 7 1B 1B	G6-3		G4-6-3			3	1	0	0	0	0	2				
Inning Stats	R: 2 E: 0 K: 1 S: 8	H: 2 LOB: 0 BB: 0 P: 9	R: 2 E: 1 K: 0 S: 6	H: 2 LOB: 1 BB: 0 P: 6	R: 0 E: 0 K: 1 S: 6	H: 1 LOB: 1 BB: 0 P: 6	R: 7 E: 1 K: 1 S: 12	H: 6 LOB: 0 BB: 0 P: 13	R: 0 E: 0 K: 0 S: 3	H: 0 LOB: 0 BB: 0 P: 3	R: 0 E: 0 K: 2 S: 9	H: 2 LOB: 2 BB: 0 P: 9	R: 0 E: 0 K: 0 S: 3	H: 1 LOB: 0 BB: 0 P: 3	R: 0 E: 0 K: 2 S: 7	H: 0 LOB: 0 BB: 0 P: 7	1B: 12 2B: 0 3B: 0 HR: 2	SF: 2 SAC: 1 DP: 1 HBP: 0	WP: 0 PB: 0 SB: 0 CS: 0	PA: 39
PITCHER	IP WLS BF H R ER SO BB IBB HBP BLK WP HR S P ERA WHIP																			
49 Vance Worley, R ERA: 4.5 46 Raul Valdes, L ERA: 1.69 57 David Herndon, R ERA: 2.77	4.0 L 25 11 11 5 3 3 0 0 0 0 0 0 12 12 0.00 1.000																			

Philadelphia Phillies @ Minnesota Twins
Hammond Stadium, Fort Myers, FL
Wed Mar 28, 2012, 1:09 PM - 3:51 PM EDT
Att: 8,190 - Partly Cloudy - 83 F

AB 36
R 11
H 14
RBI 10
BB 0
SO 7
LOB 10




Batter	1	2	3	4	5	6	7	8	9	AB	R	H	RBI	BB	SO	LOB	TOP				
8 Desmond Jennings, R OBP: 0.378, SLG: 0.553 68 Jesús Feliciano, L OBP: 0.327, SLG: 0.341	G5-3			K		3 S		SH3		3	0	1	0	0	1	0	Tampa Bay Rays @ Philadelphia Phillies Bright House Field, Clearwater, FL Thu Mar 29 2012, 1:09 PM - 4:05 PM EDT Att: 10,478 - Cloudy - 82 F				
7 Jeff Keppinger, R OBP: 0.350, SLG: 0.370	G4-3			L5				FC4-2		4	0	1	0	0	0	1					
3 Evan Longoria, R OBP: 0.282, SLG: 0.441	K			HR		2-3		K		4	1	1	1	0	3	3					
18 Ben Zobrist, S OBP: 0.352, SLG: 0.356 45 Jeff Salazar, L OBP: 0.402, SLG: 0.552		L9		K					G6-3	4	0	0	0	0	2	2					
23 Carlos Pena, L OBP: 0.275, SLG: 0.190		G4-3							F8	4	0	0	0	0	1	2					
28 José Molina, R OBP: 0.250, SLG: 0.235 10 Will Rhymes, L OBP: 0.283, SLG: 0.261										3	0	0	0	0	1	0					
20 Matt Joyce, L OBP: 0.255, SLG: 0.360 67 Ryan Reid, L				K						0	0	0	0	1	0	0					
1 Sean Rodríguez, R OBP: 0.356, SLG: 0.222 15 Reid Brignac, L OBP: 0.425, SLG: 0.368				G5-3						1	0	0	0	1	0	0					
9 Elliot Johnson, S OBP: 0.263, SLG: 0.327 33 Jake DePew, R				G5-3						3	0	1	0	0	0	2					
										0	0	0	0	0	0	0					
Inning Stats	R: 0 E: 0 K: 1 S: 5	H: 0 LOB: 0 BB: 0 P: 5	R: 0 E: 0 K: 0 S: 3	H: 0 LOB: 0 BB: 0 P: 3	R: 0 E: 0 K: 1 S: 5	H: 0 LOB: 0 BB: 0 P: 5	R: 1 E: 0 K: 2 S: 10	H: 1 LOB: 0 BB: 0 P: 11	R: 0 E: 0 K: 1 S: 5	H: 2 LOB: 2 BB: 0 P: 12	R: 0 E: 0 K: 0 S: 3	H: 0 LOB: 0 BB: 0 P: 3	R: 0 E: 0 K: 1 S: 6	H: 1 LOB: 1 BB: 0 P: 6	R: 0 E: 0 K: 1 S: 5	H: 0 LOB: 1 BB: 1 P: 10	1B: 1 2B: 2 3B: 0 HR: 1	SF: 0 SAC: 1 DP: 0 HBP: 0	WP: 0 PB: 0 SB: 2 CS: 0	PA: 34	
PITCHER	IP	WLS	BF	H	R	ER	SO	BB	IBB	HBP	BLK	WP	HR	S	P	ERA	WHIP				
35 Cole Hamels, L ERA: 3.42	5.2		22	3	1	1	7	2	0	0	0	0	1	36	46	1.59	0.882				
50 Chad Qualls, R ERA: 4.0	0.1		1	0	0	0	1	0	0	0	0	0	0	3	3	0.00	0.000				
55 Joe Savery, L ERA: 3.24	2.0		7	1	0	0	1	0	0	0	0	0	0	9	9	0.00	0.500				
58 Jonathan Papelbon, R ERA: 0.9	1.0	W	4	0	0	0	1	1	0	0	0	0	0	5	10	0.00	1.000				

AB	30
R	1
H	4
RBI	1
BB	3
SO	10
LOB	11



Batter	1	2	3	4	5	6	7	8	9	AB	R	H	RBI	BB	SO	LOB	BOTTOM				
4 Pete Orr, L OBP: 0.351, SLG: 0.431	L6		L7		K		G4-3		29 1B	4	0	0	0	0	1	2	Tampa Bay Rays @ Philadelphia Phillies Bright House Field, Clearwater, FL Thu Mar 29 2012, 1:09 PM - 4:05 PM EDT Att: 10,478 - Cloudy - 82 F				
27 Placido Polanco, R OBP: 0.500, SLG: 0.481 11 Miguel Abreu, R OBP: 0.333, SLG: 0.556 29 Hector Luna, R OBP: 0.362, SLG: 0.558	G6-3				3 FC5-4 BB		K2-3		HBP	2	0	1	0	1	0	0					
3 Hunter Pence, R OBP: 0.288, SLG: 0.423 22 Scott Podsednik, L OBP: 0.407, SLG: 0.510			P4		FC5-4		K		1B	3	0	1	0	0	0	3					
25 Jim Thome, L OBP: 0.382, SLG: 0.379 15 John Mayberry Jr., R OBP: 0.243, SLG: 0.246	F9			L9		8 1B BB		G3-1		2	0	0	0	1	0	1					
8 Shane Victorino, S OBP: 0.328, SLG: 0.450		G6-3			24 FC6-4 1B			P5		4	0	2	0	0	0	0					
19 Lance Nix, L OBP: 0.300, SLG: 0.209 55 Joe Savery, L			K2-3		P6		P5		G6-3	3	0	0	0	0	1	3					
16 Luis Montanez, R OBP: 0.377, SLG: 0.479 58 Jonathan Papelbon, R										0	0	0	0	0	0	0					
24 Ty Wigginton, R OBP: 0.274, SLG: 0.273		F8			FC6-4		P3		G6-3	4	0	0	0	0	0	3					
23 Brian Schneider, L OBP: 0.286, SLG: 0.407 77 Tuffy Gosewisch, R OBP: 0.354, SLG: 0.429			G3-1			2-2 HR		K		4	1	2	1	0	1	2					
35 Cole Hamels, L OBP: 0.500, SLG: 0.500 50 Chad Qualls, R					F9					0	1	0	0	0	0	0					
10 Juan Pierre, L OBP: 0.377, SLG: 0.333			27 1B				4 G4-3 4 S		29 1B 4 HBP	2	0	2	0	0	0	0					
Inning Stats	R: 0 E: 0 K: 0 S: 4	H: 1 LOB: 1 BB: 0 P: 4	R: 0 E: 0 K: 1 S: 5	H: 0 LOB: 0 BB: 0 P: 5	R: 0 E: 0 K: 0 S: 5	H: 2 LOB: 0 BB: 0 P: 5	R: 0 E: 0 K: 0 S: 4	H: 1 LOB: 1 BB: 0 P: 4	R: 1 E: 0 K: 1 S: 8	H: 1 LOB: 1 BB: 1 P: 14	R: 0 E: 0 K: 2 S: 9	H: 1 LOB: 2 BB: 0 P: 10	R: 0 E: 0 K: 0 S: 3	H: 0 LOB: 0 BB: 0 P: 3	R: 1 E: 0 K: 0 S: 4	H: 3 LOB: 3 BB: 0 P: 5	1B: 8 2B: 1 3B: 0 HR: 1	SF: 0 SAC: 0 DP: 0 HBP: 1	WP: 0 PB: 0 SB: 1 CS: 0	PA: 38	
PITCHER	IP	WLS	BF	H	R	ER	SO	BB	IBB	HBP	BLK	WP	HR	S	P	ERA	WHIP				
58 Jeremy Hellickson, R ERA: 10.13	6.0		27	7	1	1	3	2	0	0	0	0	0	11	11	1.50	1.500				
71 Marquis Fleming, R ERA: 5.4	2.0		6	0	0	0	2	0	0	0	0	0	0	4	5	27.00	9.000				
67 Ryan Reid, R ERA: 3.18	0.1	L	5	3	1	1	0	0	0	1	0	0	0	4	5	27.00	9.000				
67 Ryan Reid, R ERA: 3.18	0.1	L	5	3	1	1	0	0	0	1	0	0	0	4	5	27.00	9.000				

AB	35
R	2
H	10
RBI	2
BB	2
SO	5
LOB	16



Batter	1	2	3	4	5	6	7	8	9	AB	R	H	RBI	BB	SO	LOB	TOP					
5 Yuliel Escobar, R (1.6) OBP: 0.328, SLG: 0.327 1 Luis Valbuena, L (7, PR) OBP: 0.214, SLG: 0.385 (7.4)	F8		10 E 14 1B BB		K		1B 10 SF8 BB	HR		3	1	1	0	1	1	0	Toronto Blue Jays @ Philadelphia Phillies Bright House Field, Clearwater, FL Sat Mar 31 2012, 1:08 PM - 4:27 PM EDT Att: 8,849 - Cloudy - 80 F livebaseballscorecards.com					
2 Kelly Johnson, L (1.4) OBP: 0.357, SLG: 0.420 62 Jonathan Diaz, R (7, PR) OBP: 0.439, SLG: 0.486 (7.5)	K2-3				K		1B 10 SF8 BB	F7		3	0	0	0	1	3	1						
19 José Bautista, R (1.9) OBP: 0.352, SLG: 0.667 John Tollisano, S (5.9)	F7				F7		HR			3	1	1	1	0	0	1						
10 Edwin Encarnación, R (1.3) OBP: 0.344, SLG: 0.607 79 Kevin Howard, L (7.3)		HR		E5 14 1B		1B		SF8	G3	3	1	2	2	0	0	1						
14 Eric Thames, L (1.7) OBP: 0.387, SLG: 0.518 36 Ricardo Nanita, L (7, PR) OBP: 0.286, SLG: 0.308 (7.7)										3	1	2	1	1	1	1						
13 Brett Lawrie, R (1.5) OBP: 0.588, SLG: 0.861 17 Omar Vizquel, S (6.5) OBP: 0.441, SLG: 0.485 (7.6)										3	0	2	1	0	0	2						
9 J.P. Arencibia, R (1.2) OBP: 0.240, SLG: 0.510 68 Yan Gomes, R (6.2)	F8				F9		P3			3	0	0	0	0	0	2						
28 Colby Rasmus, L (1.8) OBP: 0.268, SLG: 0.224 11 Rajai Davis, R (6.8)										3	0	0	0	0	3	2						
6 Jeff Mathis, R (1.10) OBP: 0.268, SLG: 0.194							FC6-4			4	1	1	1	0	2	2						
Inning Stats	R: 0 E: 0 K: 1 S: 5	H: 0 LOB: 0 BB: 0 P: 5	R: 2 E: 0 K: 2 S: 10	H: 3 LOB: 1 BB: 0 P: 11	R: 1 E: 1 K: 1 S: 9	H: 1 LOB: 2 BB: 1 P: 13	R: 0 E: 0 K: 2 S: 7	H: 0 LOB: 0 BB: 0 P: 7	R: 1 E: 0 K: 3 S: 13	H: 2 LOB: 1 BB: 0 P: 16	R: 0 E: 0 K: 1 S: 6	H: 1 LOB: 1 BB: 0 P: 6	R: 1 E: 0 K: 0 S: 4	H: 2 LOB: 2 BB: 2 P: 13	R: 3 E: 0 K: 0 S: 6	H: 3 LOB: 1 BB: 1 P: 12		R: 0 E: 0 K: 2 S: 7	H: 0 LOB: 0 BB: 0 P: 7	1B: 6 2B: 3 3B: 0 HR: 3	SF: 1 SAC: 0 DP: 0 HBP: 0	WP: 0 PB: 0 SB: 0 CS: 0
PITCHER	IP	WLS	BF	H	R	ER	SO	BB	IBB	HBP	BLK	WP	HR	S	P	ERA	WHIP					
34 Roy Halladay, R (1.1) ERA: 5.73	2.0	L	9	3	2	2	3	0	0	0	0	0	1	15	16	9.00	1.500					
46 Raul Valdes, L (3.1)	2.0		9	1	1	0	3	1	0	0	0	0	0	16	20	0.00	1.000					
57 David Herndon, R (5.1) ERA: 1.42	2.0		9	3	1	1	4	0	0	0	0	0	1	19	22	4.50	1.500					
48 Tyler Knigge, R (7.1) ERA: 9.0	1.0		6	2	1	1	0	2	0	0	0	0	0	4	13	9.00	4.000					
Jordan Whatcott, R (8.1) ERA: 20.25	1.0		7	3	3	3	0	1	0	0	0	0	1	6	12	27.00	4.000					
81 Juan Sosa, R (9.1) ERA:	1.0		3	0	0	0	2	0	0	0	0	0	0	7	7	0.00	0.000					

Batter	1	2	3	4	5	6	7	8	9	AB	R	H	RBI	BB	SO	LOB	BOTTOM				
8 Shane Victorino, S (1.8) OBP: 0.338, SLG: 0.448 22 Scott Podsednik, L (6.8) OBP: 0.397, SLG: 0.481	G5-3		G4-3				G3		F7	3	0	1	0	0	0	1	Toronto Blue Jays @ Philadelphia Phillies Bright House Field, Clearwater, FL Sat Mar 31 2012, 1:08 PM - 4:27 PM EDT Att: 8,849 - Cloudy - 80 F livebaseballscorecards.com				
27 Placido Polanco, R (1.5) OBP: 0.500, SLG: 0.500 4 Pete Orr, L (6.5) OBP: 0.350, SLG: 0.426	G4-3									3	1	1	0	0	0	2					
11 Jimmy Rollins, S (1.10) ERA: 1.42 25 Jim Thome, L (6, PH) OBP: 0.385, SLG: 0.394 (9, 10)	G5-3									3	0	0	0	0	0	1					
3 Hunter Pence, R (1.9) OBP: 0.304, SLG: 0.442 16 Luis Montanez, R (7.9) OBP: 0.400, SLG: 0.479		K2-3								3	0	1	1	0	1	0					
24 Ty Wigginton, R (1.3) OBP: 0.285, SLG: 0.250 19 Laynce Nix, L (7.3) OBP: 0.321, SLG: 0.261										2	0	0	0	0	1	0					
15 John Mayberry Jr., R (1.7) OBP: 0.244, SLG: 0.288 10 Juan Pierre, L (8.7) OBP: 0.424, SLG: 0.389										1	1	1	0	0	0	0					
29 Hector Luna, R (1.4) OBP: 0.377, SLG: 0.571										4	0	2	1	0	2	2					
51 Carlos Ruiz, R (1.2) OBP: 0.535, SLG: 0.829 23 Brian Schneider, L (6.2) OBP: 0.281, SLG: 0.387										2	0	2	0	0	0	0					
13 Freddy Galvis, S (1.6) OBP: 0.275, SLG: 0.432										4	0	0	0	0	2	3					
Inning Stats	R: 0 E: 0 K: 0 S: 3	H: 0 LOB: 0 BB: 0 P: 3	R: 0 E: 0 K: 2 S: 7	H: 0 LOB: 0 BB: 0 P: 7	R: 0 E: 0 K: 2 S: 8	H: 1 LOB: 1 BB: 0 P: 9	R: 0 E: 0 K: 0 S: 4	H: 2 LOB: 2 BB: 0 P: 4	R: 0 E: 0 K: 0 S: 3	H: 0 LOB: 0 BB: 0 P: 3	R: 1 E: 0 K: 0 S: 6	H: 2 LOB: 1 BB: 0 P: 7	R: 3 E: 0 K: 1 S: 8	H: 4 LOB: 1 BB: 1 P: 13	R: 0 E: 0 K: 1 S: 5	H: 0 LOB: 0 BB: 0 P: 5		1B: 8 2B: 2 3B: 0 HR: 1	SF: 0 SAC: 0 DP: 2 HBP: 1	WP: 3 PB: 0 SB: 0 CS: 0	PA: 38
PITCHER	IP	WLS	BF	H	R	ER	SO	BB	IBB	HBP	BLK	WP	HR	S	P	ERA	WHIP				
24 Ricky Romero, L (1.1) ERA: 0.79	2.0	W	6	0	0	0	2	0	0	0	0	0	0	10	10	0.00	0.000				
33 Carlos Villanueva, R (5.1) ERA: 2.7	2.0	H	10	3	1	1	3	0	0	1	0	2	0	15	18	4.50	1.500				
54 Jason Frasor, R (6.1) ERA: 3.6	1.0	H	4	2	0	0	0	0	0	0	0	0	0	4	4	0.00	2.000				
Clint Everts, R (8.1) ERA: 40.5	2.0	H	8	2	1	1	0	0	0	0	0	0	1	9	10	4.50	1.000				
36 Scott Gracey, R (8.1) ERA: 40.5	0.2		6	4	3	3	0	1	0	0	0	1	0	5	10	40.50	7.500				
PITCHER	IP	WLS	BF	H	R	ER	SO	BB	IBB	HBP	BLK	WP	HR	S	P	ERA	WHIP				
56 Robert Coello, R (8.1) ERA: 2.16	1.1	S	4	0	0	0	2	0	0	0	0	0	0	8	8	0.00	0.000				

Batter	1	2	3	4	5	6	7	8	9	AB	R	H	RBI	BB	SO	LOB	TOP					
8 Shane Victorino, S (1,8)										3	0	0	0	1	2	1						
27 Placido Polanco, R (1,5)										3	0	0	0	1	0	1						
11 Jimmy Rollins, S (1,6)										4	0	1	0	0	0	3						
3 Hunter Pence, R (1,9)										4	0	0	0	0	1	3						
24 Ty Wigginton, R (1,3)										4	1	1	0	0	0	0						
15 John Mayberry Jr., R (1,7)										4	0	2	0	0	2	0						
51 Carlos Ruiz, R (1,2)										3	0	3	1	0	0	0						
13 Freddy Galvis, S (1,4)										4	0	0	0	0	1	5						
34 Roy Halladay, R (1,1)										3	0	1	0	0	2	0						
58 Jonathan Papelbon, R (9,1)										0	0	0	0	0	0	0						
Inning Stats	R: 0 H: 1 E: 0 K: 0 S: 8	H: 1 LOB: 1 BB: 0 P: 10	R: 0 H: 2 E: 0 K: 0 S: 7	H: 1 LOB: 1 BB: 0 P: 12	R: 0 H: 0 E: 0 K: 2 S: 10	H: 0 LOB: 0 BB: 0 P: 14	R: 0 H: 0 E: 0 K: 1 S: 9	H: 0 LOB: 0 BB: 0 P: 12	R: 0 H: 1 E: 0 K: 1 S: 7	H: 1 LOB: 2 BB: 1 P: 8	R: 0 H: 0 E: 0 K: 1 S: 8	H: 0 LOB: 1 BB: 1 P: 13	R: 1 H: 2 E: 0 K: 0 S: 9	H: 2 LOB: 1 BB: 0 P: 12	R: 0 H: 1 E: 0 K: 2 S: 10	H: 1 LOB: 2 BB: 1 P: 18	R: 0 H: 1 E: 0 K: 2 S: 11	H: 1 LOB: 0 BB: 0 P: 17	1B: 7 2B: 1 3B: 0 HR: 0	SF: 1 SAC: 0 DP: 2 HBP: 0	WP: 0 PB: 0 SB: 1 CS: 0	PA: 35
PITCHER	IP WLS BF H R ER SO BB IBB HBP BLK WP HR S P ERA WHIP																					
45 Erik Bedard, L (1,1)	7.0 L 26 6 1 1 4 1 0 0 0 0 0 58 81 1.29 1.000																					
30 Chrs Resop, R (8,1)	1.0 5 1 0 0 2 1 0 0 0 0 0 10 18 0.00 2.000																					
37 Juan Cruz, R (9,1)	1.0 4 1 0 0 2 0 0 0 0 0 0 11 17 0.00 1.000																					

Philadelphia Phillies @ Pittsburgh Pirates
PNC Park, Pittsburgh, PA
Thu Apr 05 2012, 1:39 PM - 3:52 PM EDT
Att: 39,585 - Partly Cloudy - 52 F

AB 32
R 1
H 8
RBI 1
BB 2
SO 8
LOB 13



Batter	1	2	3	4	5	6	7	8	9	AB	R	H	RBI	BB	SO	LOB	BOTTOM					
7 Alex Presley, L (1,7)										4	0	1	0	0	1	0						
31 Jose Tabata, R (1,9)										4	0	1	0	0	0	0						
22 Andrew McCutchen, R (1,8)										3	0	0	0	0	1	2						
18 Neil Walker, S (1,4)										3	0	0	0	0	0	2						
46 Garrett Jones, L (1,3)										3	0	0	0	0	0	1						
26 Rod Barajas, R (1,2)										3	0	0	0	0	1	0						
24 Pedro Alvarez, L (1,5)										3	0	0	0	0	1	0						
12 Clint Barmes, R (1,6)										2	0	0	0	0	0	0						
45 Erik Bedard, L (1,1)										2	0	0	0	0	1	0						
30 Chris Resop, R (8,1)										0	0	0	0	0	0	0						
2 Nate McLouth, L (8,PH)										1	0	0	0	0	1	1						
37 Juan Cruz, R (9,1)										0	0	0	0	0	0	0						
Inning Stats	R: 0 H: 2 E: 0 K: 0 S: 6	H: 0 LOB: 0 BB: 0 P: 10	R: 0 H: 0 E: 0 K: 0 S: 10	H: 0 LOB: 0 BB: 0 P: 14	R: 0 H: 0 E: 0 K: 1 S: 8	H: 0 LOB: 0 BB: 0 P: 12	R: 0 H: 0 E: 0 K: 0 S: 10	H: 0 LOB: 0 BB: 0 P: 15	R: 0 H: 0 E: 0 K: 2 S: 7	H: 0 LOB: 0 BB: 0 P: 11	R: 0 H: 0 E: 0 K: 0 S: 6	H: 0 LOB: 0 BB: 0 P: 6	R: 0 H: 0 E: 0 K: 1 S: 9	H: 0 LOB: 0 BB: 0 P: 11	R: 0 H: 0 E: 0 K: 1 S: 9	H: 0 LOB: 1 BB: 0 P: 13	R: 0 H: 0 E: 0 K: 1 S: 9	H: 0 LOB: 0 BB: 0 P: 10	1B: 2 2B: 0 3B: 0 HR: 0	SF: 0 SAC: 0 DP: 1 HBP: 2	WP: 0 PB: 0 SB: 0 CS: 0	PA: 30
PITCHER	IP WLS BF H R ER SO BB IBB HBP BLK WP HR S P ERA WHIP																					
34 Roy Halladay, R (1,1)	8.0 W 27 2 0 0 5 0 0 2 0 0 0 65 92 0.00 0.250																					
58 Jonathan Papelbon, R (9,1)	1.0 S 3 0 0 0 1 0 0 0 0 0 0 9 10 0.00 0.000																					

Philadelphia Phillies @ Pittsburgh Pirates
PNC Park, Pittsburgh, PA
Thu Apr 05 2012, 1:39 PM - 3:52 PM EDT
Att: 39,585 - Partly Cloudy - 52 F

AB 28
R 0
H 2
RBI 0
BB 0
SO 6
LOB 6



Batter	1	2	3	4	5	6	7	8	9	AB	R	H	RBI	BB	SO	LOB	TOP										
10 Juan Pierre, L OBP: 0.400, SLG: 0.400 40 Michael Stutes, R Kyle Kendrick, R 37 Antonio Bastardo, R 51 Carlos Ruiz, R OBP: 0.655, SLG: 0.667 8 Shane Victorino, S OBP: 0.417, SLG: 0.300	G3-1 1B		G4-3 F7			E5 SH2-4 1B	11 S 8 BB 1B			4	0	2	2	0	0	0	Philadelphia Phillies @ Pittsburgh Pirates PNC Park, Pittsburgh, PA Sun Apr 08 2012, 1:36 PM - 4:36 PM EDT Att: 19,856 - Cloudy - 58 F										
11 Jimmy Rollins, S OBP: 0.167, SLG: 0.167	G3			G4-3		K2-3	K			4	0	0	0	0	2	4											
3 Hunter Pence, R OBP: 0.385, SLG: 0.636				HR		IBB		K		3	1	2	2	1	1	0											
25 Jim Thome, L 27 Placido Polanco, R OBP: 0.300, SLG: 0.222	F7			G4-3		K		L7		3	0	0	0	0	1	3											
24 Ty Wigginton, R OBP: 0.222, SLG: 0.125		F9		G5-3				F8		3	1	0	0	1	0	0											
13 Freddy Galvis, S						G3-1	SH 10 BB	G6-3		2	1	0	0	1	0	0											
23 Brian Schneider, L 57 David Herndon, R						G4-3	L3	K		4	0	0	0	0	1	3											
49 Vance Worley, R 19 Laynce Nix, L 15 John Mayberry Jr., R OBP: 0.250, SLG: 0.375						K	G4-3	K		2	0	0	0	0	1	0											
										1	0	0	0	0	0	2											
										1	0	0	0	0	1	0											
Inning Stats	R: 1 E: 0 K: 0 S: 12	H: 2 LOB: 1 BB: 0 P: 20	R: 0 E: 0 K: 0 S: 4	H: 0 LOB: 0 BB: 1 P: 10	R: 0 E: 0 K: 0 S: 6	H: 0 LOB: 0 BB: 0 P: 9	R: 1 E: 0 K: 0 S: 7	H: 1 LOB: 0 BB: 0 P: 12	R: 0 E: 0 K: 1 S: 13	H: 1 LOB: 2 BB: 1 P: 14	R: 0 E: 1 K: 2 S: 9	H: 1 LOB: 2 BB: 1 P: 17	R: 2 E: 1 K: 1 S: 16	H: 1 LOB: 2 BB: 2 P: 30	R: 0 E: 0 K: 1 S: 11	H: 0 LOB: 0 BB: 0 P: 17	R: 0 E: 0 K: 2 S: 12	H: 0 LOB: 0 BB: 0 P: 16	1B: 3 2B: 1 3B: 0 HR: 1	SF: 0 SAC: 2 DP: 1 HBP: 0	WP: 0 PB: 0 SB: 2 CS: 0	PA: 36					
PITCHER	IP	WLS	BF	H	R	ER	SO	BB	IBB	HBP	BLK	WP	HR	S	P	ERA	WHIP										
53 James McDonald, R ERA: 3.0	6.0		23	4	2	2	3	1	1	0	0	0	1	51	82	3.00	0.833										
48 Jared Hughes, R ERA:	1.0		7	1	2	0	1	2	0	0	0	0	0	16	30	0.00	3.000										
47 Evan Meek, R ERA:	1.0		3	0	0	0	1	0	0	0	0	0	0	11	17	0.00	0.000										
Joel Hanrahan, R ERA:	1.0	W	3	0	0	0	2	0	0	0	0	0	0	12	16	0.00	0.000										

Batter	1	2	3	4	5	6	7	8	9	AB	R	H	RBI	BB	SO	LOB	BOTTOM										
7 Alex Presley, L OBP: 0.308, SLG: 0.308	K		G4-3			G4-3				4	0	1	1	0	1	0	Philadelphia Phillies @ Pittsburgh Pirates PNC Park, Pittsburgh, PA Sun Apr 08 2012, 1:36 PM - 4:36 PM EDT Att: 19,856 - Cloudy - 58 F										
31 Jose Tabata, R OBP: 0.214, SLG: 0.214			L9			G1-3	F8			5	0	1	0	0	1	3											
22 Andrew McCutchen, R OBP: 0.462, SLG: 0.495			G4-3							4	1	3	1	1	0	0											
18 Neil Walker, S	L5					L6				4	0	1	0	0	0	4											
46 Garrett Jones, L 48 Jared Hughes, R 47 Evan Meek, R 2 Nate McLouth, L 36 Yamaico Navarro, R Joel Hanrahan, R										3	0	0	0	0	0	1		4									
12 Clint Barmes, R										4	0	0	0	0	2	2											
24 Pedro Alvarez, L 65 Matt Hague, R OBP: 0.250, SLG: 0.250										3	2	1	1	0	2	0											
55 Michael McKenry, R OBP: 0.250, SLG: 0.250										1	0	1	1	0	0	0											
53 James McDonald, L 14 Casey McGehee, R 5 Josh Harrison, R OBP: 1.000, SLG: 2.000										4	0	1	0	0	1	3											
										2	0	0	0	0	2	1											
										2	1	2	1	0	0	0											
										0	1	0	0	0	0	0											
Inning Stats	R: 0 E: 0 K: 1 S: 10	H: 1 LOB: 2 BB: 1 P: 17	R: 0 E: 0 K: 2 S: 11	H: 1 LOB: 1 BB: 0 P: 15	R: 0 E: 0 K: 0 S: 9	H: 0 LOB: 0 BB: 0 P: 13	R: 0 E: 0 K: 0 S: 4	H: 1 LOB: 0 BB: 0 P: 5	R: 1 E: 0 K: 1 S: 9	H: 1 LOB: 1 BB: 0 P: 17	R: 0 E: 0 K: 1 S: 9	H: 1 LOB: 1 BB: 0 P: 11	R: 2 E: 0 K: 2 S: 18	H: 2 LOB: 1 BB: 0 P: 27	R: 1 E: 0 K: 2 S: 18	H: 2 LOB: 2 BB: 1 P: 28	R: 1 E: 0 K: 1 S: 11	H: 2 LOB: 2 BB: 0 P: 20	1B: 7 2B: 3 3B: 0 HR: 1	SF: 0 SAC: 1 DP: 1 HBP: 0	WP: 0 PB: 0 SB: 3 CS: 0	PA: 39					
PITCHER	IP	WLS	BF	H	R	ER	SO	BB	IBB	HBP	BLK	WP	HR	S	P	ERA	WHIP										
49 Vance Worley, R ERA: 1.5	6.0		23	1	1	1	5	1	0	0	0	0	0	52	78	1.50	1.000										
40 Michael Stutes, R ERA:	1.0	H	6	2	2	0	2	0	0	0	0	0	0	18	27	0.00	2.000										
Kyle Kendrick, R ERA: 0.75	0.1	H	2	1	1	1	0	0	0	0	0	0	0	5	8	27.00	3.000										
37 Antonio Bastardo, L ERA:	0.2	B	4	1	0	0	2	1	0	0	0	0	0	13	20	0.00	3.000										
57 David Herndon, R ERA: 13.5	0.2	L	4	2	1	1	1	0	0	0	0	0	0	11	20	13.50	3.000										

Batter	1	2	3	4	5	6	7	8	9	AB	R	H	RBI	BB	SO	LOB	TOP			
7 José Reyes, S OBP: 0.289, SLG: 0.423	G3	F8			K			F7		4	0	0	0	0	1	0	Miami Marlins @ Philadelphia Phillies Citizens Bank Park, Philadelphia, PA Wed Apr 11, 2012, 7:11 PM - 9:57 PM EDT Att: 45,359 - Overcast - 49 F			
1 Emilio Bonifácio, S OBP: 0.462, SLG: 0.991	1B		F8		K			L7		4	0	1	0	0	1	0				
2 Hanley Ramirez, R OBP: 0.240, SLG: 0.391	F8							F8		4	0	1	0	0	1	1				
27 Giancarlo Stanton, R OBP: 0.286, SLG: 0.333	1B									4	0	2	0	0	0	1				
5 Logan Morrison, L OBP: 0.313, SLG: 0.167	1B									3	0	0	0	1	0	2				
15 Gaby Sanchez, R OBP: 0.150, SLG: 0.250	G4-3									4	0	0	0	0	0	4				
12 Omar Infante, R OBP: 0.304, SLG: 0.952										3	1	1	0	0	0	0				
14 John Buck, R OBP: 0.118, SLG: 0.353										3	0	0	0	0	0	1				
55 Josh Johnson, L 57 Chad Gaudin, R 8 Chris Coghlan, L 58 Ryan Webb, R										1	0	0	1	0	0	0				
										1	0	0	0	0	0	0				
										1	0	0	0	0	0	0				
										0	0	0	0	0	0	0				
Inning Stats	R: 0 E: 0 K: 0 S: 15	H: 2 LOB: 3 BB: 1 P: 23	R: 1 E: 0 K: 0 S: 8	H: 1 LOB: 0 BB: 0 P: 14	R: 0 E: 0 K: 1 S: 15	H: 1 LOB: 1 BB: 0 P: 22	R: 0 E: 0 K: 0 S: 5	H: 0 LOB: 0 BB: 0 P: 7	R: 0 E: 0 K: 2 S: 10	H: 1 LOB: 1 BB: 0 P: 15	R: 0 E: 0 K: 0 S: 8	H: 0 LOB: 0 BB: 0 P: 14	R: 0 E: 0 K: 0 S: 10	H: 0 LOB: 0 BB: 0 P: 16	R: 0 E: 0 K: 0 S: 7	H: 0 LOB: 0 BB: 0 P: 13	1B: 3 2B: 2 3B: 0 HR: 0	SF: 0 SAC: 0 DP: 0 HBP: 0	WP: 0 PB: 0 SB: 0 CS: 0	PA: 33
PITCHER	IP WLS BF H R ER SO BB IBB HBP BLK WP HR S P ERA WHIP																			
34 Roy Halladay, R ERA: 0.6	(1, 1)	7.0 W 27 5 1 1 3 1 0 0 0 0 0 0 69 109 1.29 0.857																		
50 Chad Qualls, R ERA:	(8, 1)	1.0 3 0 0 0 0 0 0 0 0 0 0 0 10 16 0.00 0.000																		
40 Michael Stutes, R ERA:	(9, 1)	1.0 3 0 0 0 0 0 0 0 0 0 0 0 7 13 0.00 0.000																		

Batter	1	2	3	4	5	6	7	8	9	AB	R	H	RBI	BB	SO	LOB	BOTTOM			
10 Juan Pierre, L OBP: 0.214, SLG: 0.214	G3				G3			F7		5	1	1	0	0	0	1	Miami Marlins @ Philadelphia Phillies Citizens Bank Park, Philadelphia, PA Wed Apr 11, 2012, 7:11 PM - 9:57 PM EDT Att: 45,359 - Overcast - 49 F			
27 Plácido Polanco, R OBP: 0.262, SLG: 0.222	F9				K			K		5	1	2	1	0	2	0				
11 Jimmy Rollins, S	G4-3									5	2	2	1	0	0	1				
3 Hunter Pence, R OBP: 0.429, SLG: 0.579										4	1	3	1	0	0	1				
8 Shane Victorino, S OBP: 0.450, SLG: 0.353										4	1	2	1	0	0	2				
15 John Mayberry Jr., R OBP: 0.252, SLG: 0.313										4	0	1	0	0	1	4				
51 Carlos Ruiz, R OBP: 0.500, SLG: 0.769										3	1	2	1	1	0	2				
13 Freddy Galvis, S OBP: 0.167, SLG: 0.235										4	0	1	2	0	0	3				
34 Roy Halladay, R 25 Jim Thome, L 50 Chad Qualls, R 40 Michael Stutes, R										3	0	0	0	0	1	3				
										1	0	0	0	0	0	0				
										0	0	0	0	0	0	0				
Inning Stats	R: 0 E: 0 K: 0 S: 7	H: 0 LOB: 0 BB: 0 P: 9	R: 0 E: 0 K: 0 S: 10	H: 2 LOB: 2 BB: 0 P: 19	R: 5 E: 1 K: 0 S: 24	H: 6 LOB: 2 BB: 1 P: 41	R: 1 E: 0 K: 2 S: 14	H: 3 LOB: 2 BB: 0 P: 18	R: 0 E: 0 K: 1 S: 9	H: 1 LOB: 1 BB: 0 P: 13	R: 0 E: 0 K: 0 S: 11	H: 1 LOB: 1 BB: 0 P: 17	R: 1 E: 0 K: 0 S: 11	H: 1 LOB: 0 BB: 0 P: 17	R: 0 E: 0 K: 1 S: 7	H: 0 LOB: 0 BB: 0 P: 11	1B: 11 2B: 2 3B: 0 HR: 1	SF: 0 SAC: 0 DP: 0 HBP: 0	WP: 0 PB: 0 SB: 3 CS: 0	PA: 39
PITCHER	IP WLS BF H R ER SO BB IBB HBP BLK WP HR S P ERA WHIP																			
55 Josh Johnson, R ERA: 8.38	(1, 1)	3.2 L 23 11 6 6 1 0 0 1 0 0 0 0 23 34 0.00 0.857																		
57 Chad Gaudin, R ERA:	(4, 1)	2.1 9 2 0 0 2 0 0 0 0 0 0 0 23 34 0.00 0.857																		
58 Ryan Webb, R ERA: 9.0	(7, 1)	2.0 7 1 1 1 1 0 0 0 0 0 0 1 18 28 4.50 0.500																		

Batter	1	2	3	4	5	6	7	8	9	AB	R	H	RBI	BB	SO	LOB	TOP					
7 José Reyes, S OBP: 0.233, SLG: 0.367	G4-3		L9			E4		G5-3		4	0	0	0	0	0	1	Miami Marlins @ Philadelphia Phillies Citizens Bank Park, Philadelphia, PA Thu Apr 12 2012, 7:07 PM - 9:26 PM EDT Att: 44,751 - Partly Cloudy - 56 F					
1 Emilio Bonifácio, S OBP: 0.433, SLG: 0.970	G6-3			G3		FC6		1B		4	0	1	0	0	0	1						
2 Hanley Ramírez, R OBP: 0.276, SLG: 0.360	F8			F8						2	0	0	0	2	0	0						
27 Giancarlo Stanton, R OBP: 0.240, SLG: 0.280		G6-3		G3-4-1		L4		K		4	0	0	0	0	1	4						
5 Logan Morrison, L OBP: 0.300, SLG: 0.188	F7				F8	G1-3				4	0	1	0	0	0	2						
15 Gaby Sanchez, R OBP: 0.125, SLG: 0.208	K						P5			4	0	0	0	0	1	1						
12 Omar Infante, R OBP: 0.385, SLG: 0.920			F8				P2			4	1	2	0	0	0	0						
14 John Buck, R OBP: 0.190, SLG: 0.429			G4-3				K			4	0	2	1	0	1	2						
56 Mark Buehrle, L				G4-3				G1-3		2	0	0	0	0	1	2						
36 Randy Choate, L										0	0	0	0	0	0	0						
31 Steve Cishek, R										0	0	0	0	0	0	0						
29 Greg Dobbs, L (8, PH)										1	0	0	0	0	0	0						
34 Edward Mujica, R										0	0	0	0	0	0	0						
Inning Stats	R: 0 E: 0 K: 0 S: 7	H: 0 LOB: 0 BB: 0 P: 11	R: 0 E: 0 K: 1 S: 8	H: 0 LOB: 0 BB: 0 P: 11	R: 0 E: 0 K: 0 S: 10	H: 1 LOB: 1 BB: 0 P: 15	R: 0 E: 0 K: 0 S: 6	H: 0 LOB: 0 BB: 0 P: 10	R: 1 E: 0 K: 1 S: 10	H: 2 LOB: 1 BB: 0 P: 16	R: 0 E: 1 K: 0 S: 9	H: 0 LOB: 2 BB: 1 P: 13	R: 0 E: 0 K: 1 S: 7	H: 0 LOB: 0 BB: 0 P: 9	R: 0 E: 0 K: 1 S: 13	H: 1 LOB: 2 BB: 1 P: 22	R: 0 E: 0 K: 0 S: 9	H: 2 LOB: 1 BB: 0 P: 12	1B: 4 2B: 2 3B: 0 HR: 0	SF: 0 SAC: 0 DP: 1 HBP: 0	WP: 0 PB: 0 SB: 0 CS: 0	PA: 35
PITCHER	IP WLS BF H R ER SO BB IBB HBP BLK WP HR S P ERA WHIP																					
56 Joe Blanton, R ERA: 2.35	(1, 1) 7.0 W 26 3 1 1 3 1 0 0 0 0 0 0 57 85 1.29 0.571																					
50 Chad Qualls, R ERA:	(8, 1) 1.0 H 5 1 0 0 1 1 0 0 0 0 0 0 13 22 0.00 2.000																					
58 Jonathan Papelbon, R ERA: 3.0	(9, 1) 1.0 S 4 2 0 0 0 0 0 0 0 0 0 0 9 12 0.00 2.000																					

Batter	1	2	3	4	5	6	7	8	9	AB	R	H	RBI	BB	SO	LOB	BOTTOM			
8 Shane Victorino, S OBP: 0.417, SLG: 0.476	G5-3			HR		B5-3	F7			4	1	1	1	0	0	1	Miami Marlins @ Philadelphia Phillies Citizens Bank Park, Philadelphia, PA Thu Apr 12 2012, 7:07 PM - 9:26 PM EDT Att: 44,751 - Partly Cloudy - 56 F			
27 Placido Polanco, R OBP: 0.261, SLG: 0.227	G5-3			F9		1B		G6-3		4	0	1	0	0	0	0				
11 Jimmy Rollins, S OBP: 0.280, SLG: 0.280	K			1B		P4		G3		4	0	1	0	0	1	1				
3 Hunter Pence, R OBP: 0.440, SLG: 0.609	G5-3			15 1B		1B		G6-3		4	1	2	0	0	0	0				
15 John Mayberry Jr., R OBP: 0.263, SLG: 0.316	K			1B		P6				3	0	1	1	0	1	2				
24 Ty Wigington, R OBP: 0.231, SLG: 0.417	P3									3	1	1	1	0	0	1				
51 Carlos Ruiz, R OBP: 0.421, SLG: 0.625				G1-3		F7		G6-3		3	0	0	0	0	0	0				
13 Freddy Galvis, S OBP: 0.190, SLG: 0.250				G5-3		F7				3	0	1	0	0	0	0				
56 Joe Blanton, R				G6-3		G5-3				2	0	0	0	0	0	0				
25 Jim Thome, L (7, PH)								K		1	0	0	0	0	1	1				
50 Chad Qualls, R										0	0	0	0	0	0	0				
58 Jonathan Papelbon, R										0	0	0	0	0	0	0				
Inning Stats	R: 0 E: 0 K: 1 S: 11	H: 0 LOB: 0 BB: 0 P: 17	R: 0 E: 0 K: 1 S: 7	H: 0 LOB: 0 BB: 0 P: 11	R: 0 E: 0 K: 0 S: 8	H: 0 LOB: 0 BB: 0 P: 9	R: 2 E: 0 K: 0 S: 10	H: 4 LOB: 1 BB: 0 P: 13	R: 0 E: 0 K: 0 S: 7	H: 0 LOB: 0 BB: 0 P: 11	R: 0 E: 0 K: 0 S: 14	H: 2 LOB: 2 BB: 0 P: 21	R: 1 E: 0 K: 1 S: 11	H: 2 LOB: 1 BB: 0 P: 15	R: 0 E: 0 K: 0 S: 7	H: 0 LOB: 0 BB: 0 P: 9	1B: 5 2B: 1 3B: 0 HR: 2	SF: 0 SAC: 0 DP: 0 HBP: 0	WP: 0 PB: 0 SB: 0 CS: 0	PA: 31
PITCHER	IP WLS BF H R ER SO BB IBB HBP BLK WP HR S P ERA WHIP																			
56 Mark Buehrle, L ERA: 3.85	(1, 1) 6.1 L 26 8 3 3 3 0 0 0 0 0 0 0 64 92 4.26 1.263																			
36 Randy Choate, L	(7, 1) 0.1 1 0 0 0 1 0 0 0 0 0 0 3 4 0.00 0.000																			
31 Steve Cishek, R ERA:	(7, 1) 0.1 1 0 0 0 0 0 0 0 0 0 0 1 1 0.00 0.000																			
34 Edward Mujica, R ERA: 4.5	(8, 1) 1.0 3 0 0 0 0 0 0 0 0 0 0 7 9 0.00 0.000																			

Batter	1	2	3	4	5	6	7	8	9	AB	R	H	RBI	BB	SO	LOB	TOP			
11 Rubén Tejada, R OBP: 0.412, SLG: 0.500	P4		K		G1-6-3 5 BB		F8		1-H 1B	5	0	2	1	0	1	0	New York Mets @ Philadelphia Phillies Citizens Bank Park, Philadelphia, PA Sat Apr 14 2012, 4:09 PM - 6:49 PM EDT Att: 45,750 - Cloudy - 71 F			
28 Daniel Murphy, L OBP: 0.417, SLG: 0.433 60 Jon Rauch, R	F7			29 1B 44 5 1B G6-4-3	G1-6-3 5 BB		K		BB	2	1	0	0	0	3	1		0		
5 David Wright, R OBP: 0.636, SLG: 0.941	HR			44 21 HR G6-4-3	G1-6-3				F9	5	2	3	1	0	0	4				
29 Ike Davis, L OBP: 0.161, SLG: 0.071	P5			44 G6-4-3	G4-3		G4-3		K	5	0	1	0	0	1	4				
44 Jason Bay, R OBP: 0.258, SLG: 0.333		9 CS 1B		G6-4-3			K		G5-3	4	0	1	0	0	1	2				
21 Lucas Duda, L OBP: 0.219, SLG: 0.517	K			3-H HR			G3-1 9		K	4	1	2	2	0	2	1				
9 Kirk Nieuwenhuis, L OBP: 0.369, SLG: 0.471	L8			30 BB 1B			G3-1		K	4	0	1	0	0	1	2				
30 Josh Thole, L OBP: 0.480, SLG: 0.450			K						F8	2	0	0	0	2	1	0				
49 Jonathon Niese, L OBP: 0.167, SLG: 0.167 39 Bobby Parnell, R 23 Mike Baxter, L 13 Ronny Cedeno, R OBP: 0.556, SLG: 0.571			K		G1-3		F7		11 S 11 BB	3	0	0	0	0	1	4				
Inning Stats	R: 1 E: 0 K: 0 S: 6	H: 1 LOB: 0 BB: 0 P: 7	R: 0 E: 0 K: 1 S: 9	H: 1 LOB: 0 BB: 0 P: 13	R: 0 E: 0 K: 3 S: 10	H: 0 LOB: 0 BB: 0 P: 15	R: 3 E: 0 K: 0 S: 12	H: 4 LOB: 2 BB: 2 P: 27	R: 0 E: 0 K: 1 S: 10	H: 1 LOB: 1 BB: 1 P: 19	R: 0 E: 0 K: 1 S: 10	H: 1 LOB: 1 BB: 1 P: 16	R: 0 E: 0 K: 2 S: 8	H: 0 LOB: 0 BB: 0 P: 12	R: 1 E: 0 K: 1 S: 13	H: 1 LOB: 2 BB: 2 P: 30		1B: 7 2B: 1 3B: 0 HR: 2	SF: 0 SAC: 0 DP: 2 HBP: 0	WP: 0 PB: 0 SB: 1 CS: 1
PITCHER	IP WLS BF H R ER SO BB IBB HBP BLK WP HR S P ERA WHIP	IP WLS BF H R ER SO BB IBB HBP BLK WP HR S P ERA WHIP	IP WLS BF H R ER SO BB IBB HBP BLK WP HR S P ERA WHIP	IP WLS BF H R ER SO BB IBB HBP BLK WP HR S P ERA WHIP	IP WLS BF H R ER SO BB IBB HBP BLK WP HR S P ERA WHIP	IP WLS BF H R ER SO BB IBB HBP BLK WP HR S P ERA WHIP	IP WLS BF H R ER SO BB IBB HBP BLK WP HR S P ERA WHIP	IP WLS BF H R ER SO BB IBB HBP BLK WP HR S P ERA WHIP	IP WLS BF H R ER SO BB IBB HBP BLK WP HR S P ERA WHIP	IP WLS BF H R ER SO BB IBB HBP BLK WP HR S P ERA WHIP	IP WLS BF H R ER SO BB IBB HBP BLK WP HR S P ERA WHIP	IP WLS BF H R ER SO BB IBB HBP BLK WP HR S P ERA WHIP	IP WLS BF H R ER SO BB IBB HBP BLK WP HR S P ERA WHIP	IP WLS BF H R ER SO BB IBB HBP BLK WP HR S P ERA WHIP	IP WLS BF H R ER SO BB IBB HBP BLK WP HR S P ERA WHIP	IP WLS BF H R ER SO BB IBB HBP BLK WP HR S P ERA WHIP	IP WLS BF H R ER SO BB IBB HBP BLK WP HR S P ERA WHIP			

AB	34
R	5
H	10
RBI	4
BB	6
SO	9
LOB	17



Batter	1	2	3	4	5	6	7	8	9	AB	R	H	RBI	BB	SO	LOB	BOTTOM			
8 Shane Victorino, S OBP: 0.364, SLG: 0.400	K2-3		F9						F8	4	0	1	0	0	1	1	New York Mets @ Philadelphia Phillies Citizens Bank Park, Philadelphia, PA Sat Apr 14 2012, 4:09 PM - 6:49 PM EDT Att: 45,750 - Cloudy - 71 F			
27 Placido Polanco, R OBP: 0.256, SLG: 0.200	11 BB 1B		F9			FC5-4 11 G5-3			G1-6-3	4	0	1	0	0	0	2				
11 Jimmy Rollins, S OBP: 0.333, SLG: 0.364	3 G6-4-3 1B			K2-3		G5-3			G1-3	4	0	1	0	0	1	1				
3 Hunter Pence, R OBP: 0.333, SLG: 0.452	G6-4-3			K		G5-3			K	4	0	0	0	0	2	3				
15 John Mayberry Jr., R OBP: 0.252, SLG: 0.259	G5-3			P2		G6-3			F8	4	0	0	0	0	0	0				
24 Ty Wigington, R OBP: 0.313, SLG: 0.429	K				23 FC4-6 1B				BB	2	0	1	0	1	1	0				
13 Freddy Galvis, S OBP: 0.250, SLG: 0.407				K					F9	3	0	1	0	0	1	2				
23 Brian Schneider, L 51 Carlos Ruiz, R OBP: 0.375, SLG: 0.571					FC4-6				F8	2	0	0	0	0	0	2				
49 Vance Worley, R 57 David Herndon, R 37 Antonio Bastardo, R 10 Juan Pierre, L 40 Michael Stutes, R					G6-3				G6-3	2	0	1	0	1	1	0				
Inning Stats	R: 0 E: 0 K: 1 S: 8	H: 2 LOB: 1 BB: 0 P: 12	R: 0 E: 0 K: 1 S: 12	H: 1 LOB: 0 BB: 0 P: 16	R: 0 E: 0 K: 2 S: 12	H: 0 LOB: 0 BB: 0 P: 18	R: 0 E: 0 K: 1 S: 11	H: 1 LOB: 1 BB: 0 P: 13	R: 0 E: 0 K: 0 S: 9	H: 1 LOB: 1 BB: 0 P: 13	R: 0 E: 0 K: 0 S: 13	H: 0 LOB: 1 BB: 1 P: 26	R: 0 E: 0 K: 0 S: 9	H: 1 LOB: 0 BB: 0 P: 14	R: 0 E: 0 K: 1 S: 11	H: 0 LOB: 0 BB: 0 P: 16		1B: 6 2B: 0 3B: 0 HR: 0	SF: 0 SAC: 0 DP: 2 HBP: 0	WP: 0 PB: 0 SB: 0 CS: 0
PITCHER	IP WLS BF H R ER SO BB IBB HBP BLK WP HR S P ERA WHIP	IP WLS BF H R ER SO BB IBB HBP BLK WP HR S P ERA WHIP	IP WLS BF H R ER SO BB IBB HBP BLK WP HR S P ERA WHIP	IP WLS BF H R ER SO BB IBB HBP BLK WP HR S P ERA WHIP	IP WLS BF H R ER SO BB IBB HBP BLK WP HR S P ERA WHIP	IP WLS BF H R ER SO BB IBB HBP BLK WP HR S P ERA WHIP	IP WLS BF H R ER SO BB IBB HBP BLK WP HR S P ERA WHIP	IP WLS BF H R ER SO BB IBB HBP BLK WP HR S P ERA WHIP	IP WLS BF H R ER SO BB IBB HBP BLK WP HR S P ERA WHIP	IP WLS BF H R ER SO BB IBB HBP BLK WP HR S P ERA WHIP	IP WLS BF H R ER SO BB IBB HBP BLK WP HR S P ERA WHIP	IP WLS BF H R ER SO BB IBB HBP BLK WP HR S P ERA WHIP	IP WLS BF H R ER SO BB IBB HBP BLK WP HR S P ERA WHIP	IP WLS BF H R ER SO BB IBB HBP BLK WP HR S P ERA WHIP	IP WLS BF H R ER SO BB IBB HBP BLK WP HR S P ERA WHIP	IP WLS BF H R ER SO BB IBB HBP BLK WP HR S P ERA WHIP	IP WLS BF H R ER SO BB IBB HBP BLK WP HR S P ERA WHIP			

AB	31
R	0
H	6
RBI	0
BB	1
SO	6
LOB	13



Batter	1	2	3	4	5	6	7	8	9	AB	R	H	RBI	BB	SO	LOB	TOP				
10 Juan Pierre, L OBP: 0.292, SLG: 0.292 15 John Mayberry Jr., R OBP: 0.241, SLG: 0.276	L6	G4-3		G4-3			G1-4-3		K	4	0	0	0	0	0	1					
27 Placido Polanco, R OBP: 0.243, SLG: 0.229	3 1B	P3			K		HBP		G6-3	4	1	1	0	0	1	0					
11 Jimmy Rollins, S OBP: 0.349, SLG: 0.341	8 1B			K2-3			K		F7	4	1	0	0	1	2	1					
3 Hunter Pence, R OBP: 0.381, SLG: 0.462	8 1B			G6-3			FC6-4			4	1	2	1	0	0	1					
8 Shane Victorino, S OBP: 0.381, SLG: 0.395	19 2B			F7					F7	4	1	2	1	0	0	0					
19 Lance Nix, L OBP: 0.357, SLG: 0.417 24 Ty Wigginton, R OBP: 0.286, SLG: 0.444	51 G5-3			K		G3-1			FC4-6	4	0	2	2	0	1	2					
51 Carlos Ruiz, R OBP: 0.333, SLG: 0.467	G5-3			P4			G3-1		FC4-6	4	0	1	0	0	0	1					
13 Freddy Galvis, S OBP: 0.250, SLG: 0.419	K2-3						G4-3		FC4-6	4	1	1	0	0	1	3					
34 Roy Halladay, R OBP: 0.200, SLG: 0.200 58 Jonathan Papelbon, R OBP: 0.200, SLG: 0.200		K2-3					K		G1-3	4	0	1	1	0	2	2					
Inning Stats	R: 4 H: 4 E: 0 K: 1 S: 19	H: 4 LOB: 1 BB: 1 P: 30	R: 0 H: 0 E: 0 K: 1 S: 9	H: 0 LOB: 0 BB: 0 P: 11	R: 0 H: 0 E: 0 K: 1 S: 6	H: 0 LOB: 0 BB: 0 P: 8	R: 1 H: 2 E: 0 K: 1 S: 8	H: 2 LOB: 1 BB: 0 P: 12	R: 0 H: 2 E: 0 K: 1 S: 12	H: 0 LOB: 0 BB: 0 P: 13	R: 0 H: 0 E: 0 K: 1 S: 8	H: 0 LOB: 0 BB: 0 P: 16	R: 0 H: 2 E: 0 K: 0 S: 10	H: 2 LOB: 2 BB: 0 P: 13	R: 0 H: 0 E: 0 K: 1 S: 9	H: 0 LOB: 0 BB: 0 P: 14	1B: 7 2B: 3 3B: 0 HR: 0	SF: 0 SAC: 0 DP: 0 HBP: 1	WP: 0 PB: 0 SB: 0 CS: 0	PA: 39	
PITCHER	IP WLS BF H R ER SO BB IBB HBP BLK WP HR S P ERA WHIP	IP WLS BF H R ER SO BB IBB HBP BLK WP HR S P ERA WHIP	IP WLS BF H R ER SO BB IBB HBP BLK WP HR S P ERA WHIP	IP WLS BF H R ER SO BB IBB HBP BLK WP HR S P ERA WHIP	IP WLS BF H R ER SO BB IBB HBP BLK WP HR S P ERA WHIP	IP WLS BF H R ER SO BB IBB HBP BLK WP HR S P ERA WHIP	IP WLS BF H R ER SO BB IBB HBP BLK WP HR S P ERA WHIP	IP WLS BF H R ER SO BB IBB HBP BLK WP HR S P ERA WHIP	IP WLS BF H R ER SO BB IBB HBP BLK WP HR S P ERA WHIP	IP WLS BF H R ER SO BB IBB HBP BLK WP HR S P ERA WHIP	IP WLS BF H R ER SO BB IBB HBP BLK WP HR S P ERA WHIP	IP WLS BF H R ER SO BB IBB HBP BLK WP HR S P ERA WHIP	IP WLS BF H R ER SO BB IBB HBP BLK WP HR S P ERA WHIP	IP WLS BF H R ER SO BB IBB HBP BLK WP HR S P ERA WHIP	IP WLS BF H R ER SO BB IBB HBP BLK WP HR S P ERA WHIP	IP WLS BF H R ER SO BB IBB HBP BLK WP HR S P ERA WHIP	IP WLS BF H R ER SO BB IBB HBP BLK WP HR S P ERA WHIP	IP WLS BF H R ER SO BB IBB HBP BLK WP HR S P ERA WHIP	IP WLS BF H R ER SO BB IBB HBP BLK WP HR S P ERA WHIP	IP WLS BF H R ER SO BB IBB HBP BLK WP HR S P ERA WHIP	IP WLS BF H R ER SO BB IBB HBP BLK WP HR S P ERA WHIP

Philadelphia Phillies @ San Francisco Giants
 AT&T Park, San Francisco, CA
 Mon Apr 16 2012, 7:19 PM - 9:42 PM PDT
 Att: 41,136 - Cloudy - 55 F

AB	37
R	5
H	10
RBI	5
BB	1
SO	8
LOB	11



Batter	1	2	3	4	5	6	7	8	9	AB	R	H	RBI	BB	SO	LOB	BOTTOM					
16 Angel Pagán, S OBP: 0.273, SLG: 0.350	28 1B	K		F9			F7		53 DI	5	1	2	0	0	1	1						
53 Melky Cabrera, S OBP: 0.270, SLG: 0.439	17 SF9			F8		G4-3	G4-3		G4-3	4	0	0	0	1	0	1						
48 Pablo Sandoval, S OBP: 0.400, SLG: 0.575	L4			L3			P4			4	0	1	0	0	0	2						
28 Buster Posey, R OBP: 0.387, SLG: 0.464	9 BB						K			4	0	3	0	0	1	1						
17 Aubrey Huff, L OBP: 0.344, SLG: 0.400	SF9			G4-3					P5	2	0	0	1	1	0	2						
9 Brandon Belt, L OBP: 0.333, SLG: 0.235									K	3	1	1	0	1	2	3						
35 Brandon Crawford, L OBP: 0.275, SLG: 0.447	K						G3		G4-3	4	0	1	0	0	1	4						
2 Emmanuel Burriss, S OBP: 0.304, SLG: 0.273		F7		K2-3			G4-3		F8	4	0	0	0	0	1	2						
55 Tim Lincecum, L ERA: 1.17 12 Nate Schierholtz, L OBP: 0.251, SLG: 0.632 37 Dan Otero, R OBP: 0.251, SLG: 0.632 41 Jeremy Affeldt, L OBP: 0.250, SLG: 0.214 7 Grégor Blanco, L OBP: 0.250, SLG: 0.214		G5-3		G5-3			F8		G3-1	2	0	0	1	0	0	1						
Inning Stats	R: 1 H: 2 E: 0 K: 1 S: 13	H: 2 LOB: 3 BB: 2 P: 24	R: 0 H: 0 E: 0 K: 1 S: 6	H: 0 LOB: 0 BB: 0 P: 7	R: 0 H: 1 E: 0 K: 0 S: 12	H: 1 LOB: 1 BB: 0 P: 15	R: 1 H: 2 E: 0 K: 1 S: 14	H: 2 LOB: 1 BB: 0 P: 19	R: 0 H: 1 E: 0 K: 2 S: 11	H: 1 LOB: 2 BB: 1 P: 20	R: 0 H: 0 E: 0 K: 0 S: 7	H: 0 LOB: 0 BB: 0 P: 9	R: 0 H: 0 E: 0 K: 0 S: 5	H: 0 LOB: 0 BB: 0 P: 6	R: 0 H: 1 E: 0 K: 1 S: 8	H: 1 LOB: 1 BB: 0 P: 9	R: 0 H: 1 E: 0 K: 0 S: 12	H: 1 LOB: 1 BB: 0 P: 14	1B: 7 2B: 1 3B: 0 HR: 0	SF: 1 SAC: 0 DP: 0 HBP: 0	WP: 0 PB: 0 SB: 0 CS: 0	PA: 38
PITCHER	IP WLS BF H R ER SO BB IBB HBP BLK WP HR S P ERA WHIP	IP WLS BF H R ER SO BB IBB HBP BLK WP HR S P ERA WHIP	IP WLS BF H R ER SO BB IBB HBP BLK WP HR S P ERA WHIP	IP WLS BF H R ER SO BB IBB HBP BLK WP HR S P ERA WHIP	IP WLS BF H R ER SO BB IBB HBP BLK WP HR S P ERA WHIP	IP WLS BF H R ER SO BB IBB HBP BLK WP HR S P ERA WHIP	IP WLS BF H R ER SO BB IBB HBP BLK WP HR S P ERA WHIP	IP WLS BF H R ER SO BB IBB HBP BLK WP HR S P ERA WHIP	IP WLS BF H R ER SO BB IBB HBP BLK WP HR S P ERA WHIP	IP WLS BF H R ER SO BB IBB HBP BLK WP HR S P ERA WHIP	IP WLS BF H R ER SO BB IBB HBP BLK WP HR S P ERA WHIP	IP WLS BF H R ER SO BB IBB HBP BLK WP HR S P ERA WHIP	IP WLS BF H R ER SO BB IBB HBP BLK WP HR S P ERA WHIP	IP WLS BF H R ER SO BB IBB HBP BLK WP HR S P ERA WHIP	IP WLS BF H R ER SO BB IBB HBP BLK WP HR S P ERA WHIP	IP WLS BF H R ER SO BB IBB HBP BLK WP HR S P ERA WHIP	IP WLS BF H R ER SO BB IBB HBP BLK WP HR S P ERA WHIP	IP WLS BF H R ER SO BB IBB HBP BLK WP HR S P ERA WHIP	IP WLS BF H R ER SO BB IBB HBP BLK WP HR S P ERA WHIP	IP WLS BF H R ER SO BB IBB HBP BLK WP HR S P ERA WHIP	IP WLS BF H R ER SO BB IBB HBP BLK WP HR S P ERA WHIP	

Philadelphia Phillies @ San Francisco Giants
 AT&T Park, San Francisco, CA
 Mon Apr 16 2012, 7:19 PM - 9:42 PM PDT
 Att: 41,136 - Cloudy - 55 F

AB	34
R	2
H	8
RBI	2
BB	3
SO	6
LOB	17



Batter	1	2	3	4	5	6	7	8	9	10	11	AB	R	H	RBI	BB	SO	LOB	TOP						
10 Juan Pierre, L OBP: 0.300, SLG: 0.300 15 John Mabery Jr., R OBP: 0.212, SLG: 0.242	L9		P6			G4-3			P6		G6-3	4	0	0	0	0	0	1							
8 Shane Victorino, S OBP: 0.333, SLG: 0.362	P4			P2		G4-3			G3			4	0	0	0	0	0	0							
11 Jimmy Rollins, S OBP: 0.314, SLG: 0.306	F7						P6			G3		4	0	0	0	0	0	0							
3 Hunter Pence, R OBP: 0.380, SLG: 0.500		F8			F9							4	0	1	0	0	1	0							
24 Ty Wigginton, R OBP: 0.310, SLG: 0.400		F8										4	0	1	0	0	0	1							
19 Laynce Nix, L OBP: 0.278, SLG: 0.313												4	0	0	0	0	2	2							
51 Carlos Ruiz, R OBP: 0.341, SLG: 0.472			L7									3	0	1	0	1	0	0							
13 Freddy Galvis, S OBP: 0.286, SLG: 0.395												3	0	1	0	0	0	2							
33 Cliff Lee, L OBP: 0.333, SLG: 0.333 25 Jim Thome, L OBP: 0.154, SLG: 0.183 37 Antonio Bastardo, R												2	0	0	0	0	1	0							
Inning Stats	R: 0 E: 0 K: 0 S: 10	H: 0 LOB: 0 BB: 0 P: 15	R: 0 E: 0 K: 1 S: 7	H: 0 LOB: 0 BB: 0 P: 10	R: 0 E: 0 K: 0 S: 7	H: 1 LOB: 1 BB: 0 P: 11	R: 0 E: 0 K: 0 S: 4	H: 0 LOB: 0 BB: 0 P: 5	R: 0 E: 0 K: 1 S: 8	H: 1 LOB: 1 BB: 1 P: 14	R: 0 E: 0 K: 1 S: 9	H: 0 LOB: 0 BB: 0 P: 11	R: 0 E: 0 K: 0 S: 6	H: 0 LOB: 0 BB: 0 P: 6	R: 0 E: 0 K: 0 S: 6	H: 0 LOB: 0 BB: 0 P: 8	R: 0 E: 0 K: 0 S: 7	H: 1 LOB: 1 BB: 0 P: 12	R: 0 E: 0 K: 1 S: 8	H: 1 LOB: 1 BB: 0 P: 11	1B: 3 2B: 1 3B: 0 HR: 0	SF: 0 SAC: 2 DP: 1 HBP: 0	WP: 0 PB: 0 SB: 0 CS: 0	PA: 37	
PITCHER	IP WLS BF H R ER SO BB IBB HBP BLK WP HR S P ERA WHIP	18 Matt Cain, R ERA: 1.88	46 Santiago Casilla, R ERA:	54 Sergio Romo, R ERA:	49 Javier López, L ERA:	34 Clay Hensley, R ERA:																			

Philadelphia Phillies @ San Francisco Giants
AT&T Park, San Francisco, CA
Wed Apr 18 2012, 7:16 PM - 9:44 PM PDT
Att. 41,860 - Party Cloudy - 56 F

AB 34
R 0
H 4
RBI 0
BB 1
SO 5
LOB 8



Batter	1	2	3	4	5	6	7	8	9	10	11	AB	R	H	RBI	BB	SO	LOB	BOTTOM							
16 Ángel Pagán, S OBP: 0.278, SLG: 0.380	L3					P2			G6-3		E5	5	0	1	0	0	0	2								
53 Melky Cabrera, S OBP: 0.375, SLG: 0.471												5	0	3	1	0	0	0								
48 Pablo Sandoval, S OBP: 0.396, SLG: 0.583												4	0	1	0	0	1	3								
28 Buster Posey, R OBP: 0.410, SLG: 0.472												4	0	1	0	0	1	3								
6 Brett Pill, R OBP: 0.417, SLG: 0.700 34 Clay Hensley, R												4	0	1	0	0	0	1								
5 Ryan Theriot, R OBP: 0.180, SLG: 0.190												4	0	1	0	0	2	1								
12 Nate Schierholtz, L OBP: 0.323, SLG: 0.621												4	0	0	0	0	1	2								
35 Brandon Crawford, L OBP: 0.229, SLG: 0.370												4	0	0	0	0	2	1								
18 Matt Cain, R 29 Hector Sánchez, S 7 César González, S 46 Santiago Casilla, R 54 Sergio Romo, R 49 Javier López, L 9 Brandon Belt, L												2	0	0	0	0	1	0								
Inning Stats	R: 0 E: 0 K: 0 S: 9	H: 2 LOB: 1 BB: 0 P: 12	R: 0 E: 0 K: 2 S: 8	H: 0 LOB: 0 BB: 0 P: 11	R: 0 E: 0 K: 2 S: 9	H: 0 LOB: 0 BB: 0 P: 9	R: 0 E: 0 K: 0 S: 6	H: 1 LOB: 1 BB: 0 P: 8	R: 0 E: 0 K: 0 S: 9	H: 1 LOB: 1 BB: 0 P: 11	R: 0 E: 0 K: 0 S: 5	H: 0 LOB: 0 BB: 0 P: 7	R: 0 E: 0 K: 0 S: 10	H: 0 LOB: 0 BB: 0 P: 13	R: 0 E: 0 K: 1 S: 7	H: 0 LOB: 0 BB: 0 P: 8	R: 0 E: 1 K: 0 S: 8	H: 1 LOB: 1 BB: 0 P: 10	R: 0 E: 0 K: 0 S: 10	H: 2 LOB: 1 BB: 0 P: 13	R: 1 E: 1 K: 1 S: 9	H: 2 LOB: 2 BB: 0 P: 12	1B: 8 2B: 1 3B: 0 HR: 0	SF: 0 SAC: 0 DP: 4 HBP: 0	WP: 0 PB: 0 SB: 0 CS: 0	PA: 38
PITCHER	IP WLS BF H R ER SO BB IBB HBP BLK WP HR S P ERA WHIP	33 Cliff Lee, L ERA: 1.96	37 Antonio Bastardo, L ERA: 4.5																							

Philadelphia Phillies @ San Francisco Giants
AT&T Park, San Francisco, CA
Wed Apr 18 2012, 7:16 PM - 9:44 PM PDT
Att. 41,860 - Party Cloudy - 56 F

AB 38
R 1
H 9
RBI 1
BB 0
SO 8
LOB 13



Batter	1	2	3	4	5	6	7	8	9	AB	R	H	RBI	BB	SO	LOB	TOP										
10 Juan Pierre, L OBP: 0.333, SLG: 0.368 50 Chad Qualls, R 58 Jonathan Papelbon, R	G4-3		B2		G6-3		G1-3	F9		5	0	1	2	0	0	4	Philadelphia Phillies @ San Diego Padres Petco Park, San Diego, CA Fri Apr 20 2012, 7:06 PM - 9:57 PM PDT Att: 23,748 - Cloudy - 66 F										
27 Placido Polanco, R OBP: 0.220, SLG: 0.268	1B		P3		F8	G1-3	G6-3		5	0	1	0	0	0	3												
11 Jimmy Rollins, S OBP: 0.283, SLG: 0.268	F9		BB		P6	G4-3	G5-3		4	0	0	0	1	0	3												
3 Hunter Pence, R OBP: 0.356, SLG: 0.444	K		L4		K		F7	G4-3	5	0	0	0	0	2	3												
8 Shane Victorino, S OBP: 0.373, SLG: 0.444	BB		G6-3		G6-3		HR		3	2	2	1	1	0	0												
24 Ty Wigginton, R OBP: 0.333, SLG: 0.414	K		K		K		1B	1B	4	1	2	0	0	2	1												
13 Freddy Galvis, S OBP: 0.277, SLG: 0.378	BB		G1-3		G1-3		1B	1B	3	1	2	0	1	0	0												
23 Brian Schneider, L OBP: 0.200, SLG: 0.200	G4-6-3		G4-6-3		K		1B	1B	4	0	2	1	0	1	2												
35 Cole Hamels, L 25 Jim Thome, L 52 Jose Contreras, R 15 John Mayberry Jr., R	2B		G3		G3		P3		2	0	1	0	0	0	0	AB 37 R 4 H 11 RBI 4 BB 3 SO 6 LOB 22											
Inning Stats	R: 0 E: 0 K: 1 S: 8	H: 1 LOB: 0 BB: 0 P: 13	R: 0 E: 0 K: 1 S: 10	H: 0 LOB: 1 BB: 2 P: 19	R: 0 E: 0 K: 0 S: 6	H: 1 LOB: 2 BB: 1 P: 13	R: 0 E: 0 K: 1 S: 8	H: 0 LOB: 0 BB: 0 P: 14	R: 0 E: 0 K: 1 S: 11	H: 0 LOB: 0 BB: 0 P: 17	R: 0 E: 0 K: 1 S: 8	H: 0 LOB: 0 BB: 0 P: 10	R: 3 E: 0 K: 1 S: 17	H: 5 LOB: 0 BB: 0 P: 28	R: 1 E: 0 K: 0 S: 19		H: 4 LOB: 3 BB: 0 P: 26	R: 0 E: 0 K: 0 S: 10	H: 0 LOB: 0 BB: 0 P: 14	1B: 9 2B: 1 3B: 0 HR: 1	SF: 0 SAC: 0 DP: 1 HBP: 0	WP: 0 PB: 0 SB: 0 CS: 0	PA: 40				
PITCHER	IP	WLS	BF	H	R	ER	SO	BB	IBB	HBP	BLK	WP	HR	S	P	ERA	WHIP										
37 Edinson Volquez, R ERA: 4.3	6.0	L	25	5	3	3	5	3	0	0	0	0	0	58	98	4.50	1.333										
34 Andrew Cashner, R ERA: 2.08	1.0	B	5	2	0	0	1	0	0	0	0	0	0	10	16	0.00	2.000										
44 Josh Spence, L ERA: 1.93	0.1		5	4	1	1	0	0	0	0	0	0	1	14	20	27.00	12.000										
54 Joe Thatcher, L ERA: 2.25	1.2		5	0	0	0	0	0	0	0	0	0	0	15	20	0.00	0.000										

Batter	1	2	3	4	5	6	7	8	9	AB	R	H	RBI	BB	SO	LOB	BOTTOM										
13 Chris Denorfia, R OBP: 0.412, SLG: 0.517	K			P4			G5-4-3			3	0	0	0	0	1	3	Philadelphia Phillies @ San Diego Padres Petco Park, San Diego, CA Fri Apr 20 2012, 7:06 PM - 9:57 PM PDT Att: 23,748 - Cloudy - 66 F										
24 Cameron Maybin, R 54 Joe Thatcher, L	G1-3	HBP					G6-3			4	1	1	0	0	1	3											
7 Chase Headley, S	1B		G4-3				K			4	0	1	0	0	1	1											
15 Jesus Guzman, R	1B		F9				G6-3			4	0	1	1	0	0	0											
4 Nick Hundley, R	G5-3		F9				K2-3			4	0	0	0	0	1	2											
23 Yonder Alonso, L	F7						G3-1			4	0	1	0	0	0	0											
3 Andy Parrino, S 44 Josh Spence, L 25 Will Venable, L	2B						F8			3	0	1	0	0	0	1											
1 Orlando Hudson, S	BB						G6-3			3	0	1	0	1	1	0											
37 Edinson Volquez, R 34 Andrew Cashner, R 8 Jason Bartlett, R	FC2-5						FC1-2			2	0	0	0	0	0	4											
Inning Stats	R: 0 E: 0 K: 1 S: 15	H: 2 LOB: 2 BB: 0 P: 21	R: 0 E: 0 K: 1 S: 12	H: 1 LOB: 3 BB: 1 P: 20	R: 0 E: 0 K: 0 S: 8	H: 0 LOB: 0 BB: 0 P: 12	R: 0 E: 0 K: 0 S: 11	H: 2 LOB: 2 BB: 0 P: 16	R: 1 E: 0 K: 2 S: 11	H: 1 LOB: 0 BB: 0 P: 17	R: 0 E: 0 K: 0 S: 4	H: 0 LOB: 0 BB: 0 P: 6	R: 0 E: 0 K: 0 S: 3	H: 0 LOB: 0 BB: 1 P: 9	R: 0 E: 0 K: 0 S: 6	H: 0 LOB: 0 BB: 0 P: 9	R: 0 E: 0 K: 1 S: 11	H: 0 LOB: 0 BB: 0 P: 15	1B: 4 2B: 1 3B: 1 HR: 0	SF: 0 SAC: 0 DP: 1 HBP: 1	WP: 0 PB: 0 SB: 0 CS: 0	PA: 35					
PITCHER	IP	WLS	BF	H	R	ER	SO	BB	IBB	HBP	BLK	WP	HR	S	P	ERA	WHIP										
35 Cole Hamels, L ERA: 2.95	6.0	W	26	6	1	1	4	1	0	1	2	0	0	61	92	1.50	1.167										
52 Jose Contreras, R ERA:	1.0	H	3	0	0	0	0	1	0	0	0	0	0	3	9	0.00	1.000										
50 Chad Qualls, R ERA:	1.0	H	3	0	0	0	0	0	0	0	0	0	0	6	9	0.00	0.000										
58 Jonathan Papelbon, R ERA: 1.29	1.0	S	3	0	0	0	1	0	0	0	0	0	0	11	15	0.00	0.000										

Batter	1	2	3	4	5	6	7	8	9	AB	R	H	RBI	BB	SO	LOB	TOP				
10 Juan Pierre, L (1.7) OBP: 0.354, SLG: 0.370										4	0	3	0	1	0	0	Philadelphia Phillies @ San Diego Padres Petco Park, San Diego, CA Sun Apr 22 2012, 1:08 PM - 3:26 PM PDT Att: 26,759 - Overcast - 69 F				
8 Shane Victorino, S (1.8) OBP: 0.338, SLG: 0.387										4	0	0	0	1	1	4					
11 Jimmy Rollins, S (1.6) OBP: 0.294, SLG: 0.286										4	0	2	0	0	1	1					
3 Hunter Pence, R (1.9) OBP: 0.313, SLG: 0.387										4	0	0	0	0	0	4					
25 Jim Thome, L (1.3) OBP: 0.222, SLG: 0.125										3	0	1	0	1	2	3					
24 Ty Wigington, R (1.5) OBP: 0.396, SLG: 0.429										3	0	1	0	1	2	1					
51 Carlos Ruiz, R (1.2) OBP: 0.306, SLG: 0.409											4	1	1	0	0	0		4			
13 Freddy Galvis, S (1.4) OBP: 0.241, SLG: 0.327											3	0	0	0	0	1		1			
4 Pete Orr, L (9, PH) OBP: 0.200, SLG: 0.400											1	0	0	0	1	1		0			
56 Joe Blanton, R (1.1) OBP: 0.241, SLG: 0.327										1	0	0	0	1	1	0					
15 John Mayberry Jr., R (7, PH) OBP: 0.241, SLG: 0.327										1	0	0	0	1	1	0					
55 Joe Saverly, L (7, 1) OBP: 0.263, SLG: 0.294										1	0	0	0	1	1	0					
19 Laynce Nix, L (9, PH) OBP: 0.263, SLG: 0.294										1	0	0	0	1	1	0					
Inning Stats	R: 0 E: 1 K: 1 S: 10	H: 0 LOB: 2 BB: 2 P: 21	R: 1 E: 1 K: 1 S: 16	H: 2 LOB: 2 BB: 1 P: 25	R: 0 E: 0 K: 2 S: 9	H: 1 LOB: 1 BB: 0 P: 16	R: 0 E: 0 K: 2 S: 9	H: 0 LOB: 0 BB: 0 P: 12	R: 0 E: 0 K: 1 S: 7	H: 0 LOB: 0 BB: 0 P: 9	R: 0 E: 0 K: 0 S: 6	H: 0 LOB: 1 BB: 2 P: 17	R: 0 E: 0 K: 2 S: 12	H: 1 LOB: 1 BB: 0 P: 17	R: 0 E: 0 K: 0 S: 10	H: 3 LOB: 2 BB: 0 P: 17	R: 0 E: 0 K: 2 S: 13	H: 1 LOB: 1 BB: 0 P: 17	1B: 7 2B: 1 3B: 0 HR: 0	SF: 0 SAC: 0 DP: 2 HBP: 0	WP: 0 PA: 38 PB: 0 SB: 2 CS: 0
PITCHER	IP WLS BF H R ER SO BB IBB HBP BLK WP HR S P ERA WHIP	IP WLS BF H R ER SO BB IBB HBP BLK WP HR S P ERA WHIP	IP WLS BF H R ER SO BB IBB HBP BLK WP HR S P ERA WHIP	IP WLS BF H R ER SO BB IBB HBP BLK WP HR S P ERA WHIP	IP WLS BF H R ER SO BB IBB HBP BLK WP HR S P ERA WHIP	IP WLS BF H R ER SO BB IBB HBP BLK WP HR S P ERA WHIP	IP WLS BF H R ER SO BB IBB HBP BLK WP HR S P ERA WHIP	IP WLS BF H R ER SO BB IBB HBP BLK WP HR S P ERA WHIP	IP WLS BF H R ER SO BB IBB HBP BLK WP HR S P ERA WHIP	IP WLS BF H R ER SO BB IBB HBP BLK WP HR S P ERA WHIP	IP WLS BF H R ER SO BB IBB HBP BLK WP HR S P ERA WHIP	IP WLS BF H R ER SO BB IBB HBP BLK WP HR S P ERA WHIP	IP WLS BF H R ER SO BB IBB HBP BLK WP HR S P ERA WHIP	IP WLS BF H R ER SO BB IBB HBP BLK WP HR S P ERA WHIP	IP WLS BF H R ER SO BB IBB HBP BLK WP HR S P ERA WHIP	IP WLS BF H R ER SO BB IBB HBP BLK WP HR S P ERA WHIP	IP WLS BF H R ER SO BB IBB HBP BLK WP HR S P ERA WHIP	IP WLS BF H R ER SO BB IBB HBP BLK WP HR S P ERA WHIP	IP WLS BF H R ER SO BB IBB HBP BLK WP HR S P ERA WHIP	IP WLS BF H R ER SO BB IBB HBP BLK WP HR S P ERA WHIP	IP WLS BF H R ER SO BB IBB HBP BLK WP HR S P ERA WHIP

AB 33
R 1
H 8
RBI 0
BB 5
SO 11
LOB 18



Batter	1	2	3	4	5	6	7	8	9	AB	R	H	RBI	BB	SO	LOB	BOTTOM				
25 Will Venable, L (1.9) OBP: 0.321, SLG: 0.388											4	1	1	0	0	0	0				
14 Mark Kotsay, L (1.7) OBP: 0.308, SLG: 0.182											3	1	0	0	0	1	1				
13 Chris Denorfia, R (7, PH) OBP: 0.400, SLG: 0.500											1	0	0	0	0	0	0				
7 Chase Headley, S (1.5) OBP: 0.432, SLG: 0.603											2	2	1	1	2	0	0				
4 Nick Hundley, R (1.2) OBP: 0.321, SLG: 0.404											3	2	2	4	0	0	1				
23 Yonder Alonso, L (1.3) OBP: 0.295, SLG: 0.264											4	0	0	0	0	0	0				
24 Cameron Maybin, R (1.8) OBP: 0.275, SLG: 0.333										4	0	1	0	0	0	1					
8 Jason Bartlett, R (1.6) OBP: 0.286, SLG: 0.234										4	0	0	0	0	0	1					
1 Orlando Hudson, S (1.4) OBP: 0.222, SLG: 0.308										3	0	2	0	0	0	0					
45 Anthony Bass, R (1.1) OBP: 0.259, SLG: 0.240										2	0	0	0	0	1	1					
15 Jesus Guzman, R (6, PH) OBP: 0.259, SLG: 0.240										1	0	0	0	0	1	1					
54 Joe Thatcher, L (7, 1) OBP: 0.259, SLG: 0.240										0	0	0	0	0	0	0					
57 Luke Gregerson, L (7, 1) OBP: 0.259, SLG: 0.240										0	0	0	0	0	0	0					
39 Ernesto Frieri, R (9, 1) OBP: 0.259, SLG: 0.240										0	0	0	0	0	0	0					
Inning Stats	R: 2 E: 1 K: 0 S: 5	H: 2 LOB: 0 BB: 0 P: 6	R: 0 E: 0 K: 1 S: 8	H: 1 LOB: 1 BB: 0 P: 11	R: 2 E: 1 K: 1 S: 15	H: 1 LOB: 1 BB: 1 P: 25	R: 0 E: 0 K: 0 S: 7	H: 0 LOB: 0 BB: 0 P: 9	R: 2 E: 0 K: 0 S: 9	H: 1 LOB: 0 BB: 1 P: 17	R: 0 E: 0 K: 0 S: 7	H: 2 LOB: 1 BB: 0 P: 10	R: 0 E: 1 K: 0 S: 6	H: 0 LOB: 1 BB: 0 P: 10	R: 0 E: 0 K: 0 S: 7	H: 0 LOB: 0 BB: 0 P: 12	R: 0 E: 0 K: 0 S: 7	H: 0 LOB: 0 BB: 0 P: 12	1B: 3 2B: 2 3B: 2 HR: 1	SF: 1 SAC: 0 DP: 1 HBP: 0	WP: 0 PA: 34 PB: 0 SB: 0 CS: 1
PITCHER	IP WLS BF H R ER SO BB IBB HBP BLK WP HR S P ERA WHIP	IP WLS BF H R ER SO BB IBB HBP BLK WP HR S P ERA WHIP	IP WLS BF H R ER SO BB IBB HBP BLK WP HR S P ERA WH																		

Batter	1	2	3	4	5	6	7	8	9	AB	R	H	RBI	BB	SO	LOB	TOP								
9 David DeJesus, L (1.9) OBP: 0.372, SLG: 0.318	P4			K	G3		F9		1B	5	0	1	1	0	1	2	Chicago Cubs @ Philadelphia Phillies Citizens Bank Park, Philadelphia, PA Fri Apr 27 2012, 7:06 PM - 9:48 PM EDT Att: 45,261 - Partly Cloudy - 53 F								
1 Tony Campaña, L (1.8) OBP: 0.421, SLG: 0.389	G1-3			13 1B		6 1B		F8	G4-3	5	2	2	0	0	0	1									
13 Starlin Castro, R (1.6) OBP: 0.365, SLG: 0.456	P6			1B	L7			2B		4	0	2	1	0	0	1									
6 Bryan LaHair, L (1.3) OBP: 0.466, SLG: 0.702		K		K		2 1B				3	1	1	0	1	2	1									
12 Alfonso Soriano, R (1.7) OBP: 0.250, SLG: 0.250 48 Rafael Dolis, R (8.1)		K			F9			G4-3		4	0	1	1	0	1	2									
2 Ian Stewart, L (1.5) OBP: 0.247, SLG: 0.284										0	0	0	0	0	0	0									
15 Darwin Barney, R (1.4) OBP: 0.325, SLG: 0.389										4	0	1	1	0	1	0									
18 Geovany Soto, R (1.2) OBP: 0.224, SLG: 0.250										4	0	0	0	0	0	2									
28 Paul Maholm, L (1.1) 40 James Russell, L (7.1) 5 Reed Johnson, R (8.7) OBP: 0.250, SLG: 0.444										2	1	0	0	2	0	0									
										2	0	0	0	1	0	0									
										1	1	1	1	0	0	0									
Inning Stats	R: 0 H: 0 E: 0 K: 0 S: 8	H: 0 LOB: 0 BB: 0 P: 11	R: 0 H: 0 E: 0 K: 3 S: 12	H: 0 LOB: 0 BB: 0 P: 18	R: 0 H: 0 E: 0 K: 0 S: 7	H: 0 LOB: 0 BB: 0 P: 11	R: 1 H: 2 E: 0 K: 2 S: 12	H: 2 LOB: 1 BB: 0 P: 23	R: 0 H: 0 E: 0 K: 0 S: 8	H: 0 LOB: 2 BB: 2 P: 17	R: 2 H: 4 E: 0 K: 0 S: 19	H: 4 LOB: 1 BB: 0 P: 25	R: 0 H: 0 E: 0 K: 0 S: 7	H: 0 LOB: 0 BB: 0 P: 8	R: 0 H: 1 E: 0 K: 0 S: 8	H: 1 LOB: 1 BB: 1 P: 17	R: 2 H: 2 E: 0 K: 0 S: 9	H: 2 LOB: 1 BB: 1 P: 16	1B: 6 2B: 3 3B: 1 HR: 0	SF: 0 SAC: 0 DP: 1 HBP: 0	WP: 0 PB: 0 SB: 2 CS: 1	PA: 38			
PITCHER	IP WLS BF H R ER SO BB IBB HBP BLK WP HR S P ERA WHIP	IP WLS BF H R ER SO BB IBB HBP BLK WP HR S P ERA WHIP	IP WLS BF H R ER SO BB IBB HBP BLK WP HR S P ERA WHIP	IP WLS BF H R ER SO BB IBB HBP BLK WP HR S P ERA WHIP	IP WLS BF H R ER SO BB IBB HBP BLK WP HR S P ERA WHIP	IP WLS BF H R ER SO BB IBB HBP BLK WP HR S P ERA WHIP	IP WLS BF H R ER SO BB IBB HBP BLK WP HR S P ERA WHIP	IP WLS BF H R ER SO BB IBB HBP BLK WP HR S P ERA WHIP	IP WLS BF H R ER SO BB IBB HBP BLK WP HR S P ERA WHIP	IP WLS BF H R ER SO BB IBB HBP BLK WP HR S P ERA WHIP	IP WLS BF H R ER SO BB IBB HBP BLK WP HR S P ERA WHIP	IP WLS BF H R ER SO BB IBB HBP BLK WP HR S P ERA WHIP	IP WLS BF H R ER SO BB IBB HBP BLK WP HR S P ERA WHIP	IP WLS BF H R ER SO BB IBB HBP BLK WP HR S P ERA WHIP	IP WLS BF H R ER SO BB IBB HBP BLK WP HR S P ERA WHIP	IP WLS BF H R ER SO BB IBB HBP BLK WP HR S P ERA WHIP	IP WLS BF H R ER SO BB IBB HBP BLK WP HR S P ERA WHIP	IP WLS BF H R ER SO BB IBB HBP BLK WP HR S P ERA WHIP	IP WLS BF H R ER SO BB IBB HBP BLK WP HR S P ERA WHIP	IP WLS BF H R ER SO BB IBB HBP BLK WP HR S P ERA WHIP	IP WLS BF H R ER SO BB IBB HBP BLK WP HR S P ERA WHIP	IP WLS BF H R ER SO BB IBB HBP BLK WP HR S P ERA WHIP	IP WLS BF H R ER SO BB IBB HBP BLK WP HR S P ERA WHIP	IP WLS BF H R ER SO BB IBB HBP BLK WP HR S P ERA WHIP	IP WLS BF H R ER SO BB IBB HBP BLK WP HR S P ERA WHIP

AB	34
R	5
H	9
RBI	5
BB	4
SO	5
LOB	9




Batter	1	2	3	4	5	6	7	8	9	AB	R	H	RBI	BB	SO	LOB	BOTTOM								
10 Juan Pierre, L (1.7) OBP: 0.354, SLG: 0.365	27 1B		P6		G4-3		F7			4	0	1	0	0	0	2	Chicago Cubs @ Philadelphia Phillies Citizens Bank Park, Philadelphia, PA Fri Apr 27 2012, 7:06 PM - 9:48 PM EDT Att: 45,261 - Partly Cloudy - 53 F								
27 Placido Polanco, R (1.5) OBP: 0.305, SLG: 0.286			G4-3			G6-3				4	0	2	0	0	0	0									
11 Jimmy Rollins, S (1.6) OBP: 0.253, SLG: 0.243			P2		G6-3		F8			4	0	0	0	0	0	3									
3 Hunter Pence, R (1.9) OBP: 0.300, SLG: 0.400			P6		F9		K			4	0	0	0	0	1	2									
8 Shane Victorino, S (1.8) OBP: 0.294, SLG: 0.405			FC5-4		G5-3		P6			4	0	0	0	0	0	2									
24 Ty Wigington, R (1.3) OBP: 0.375, SLG: 0.500			G5-3							4	1	2	1	0	0	0									
51 Carlos Ruiz, R (1.2) OBP: 0.323, SLG: 0.474			G4-3		G5-3		G6-3			4	0	1	0	0	0	1									
13 Freddy Galvis, S (1.4) OBP: 0.242, SLG: 0.317			G4-3							3	0	1	0	0	0	1									
34 Roy Halladay, R (1.1) OBP: 0.231, SLG: 0.231 15 John Mayberry Jr., R (7.7) 37 Antonio Bastardo, R (8.1) 44 Michael Schwimer, R (8.1)			G6-3							2	0	0	0	0	0	1									
										1	0	1	0	0	0	0									
										0	0	0	0	0	0	0									
										0	0	0	0	0	0	0									
Inning Stats	R: 0 H: 2 E: 0 K: 0 S: 13	H: 1 LOB: 1 BB: 0 P: 21	R: 0 H: 0 E: 0 K: 0 S: 11	H: 0 LOB: 0 BB: 0 P: 16	R: 0 H: 0 E: 0 K: 0 S: 7	H: 0 LOB: 0 BB: 0 P: 10	R: 0 H: 1 E: 0 K: 0 S: 11	H: 1 LOB: 1 BB: 0 P: 17	R: 0 H: 0 E: 0 K: 0 S: 5	H: 0 LOB: 0 BB: 0 P: 9	R: 0 H: 0 E: 0 K: 1 S: 9	H: 0 LOB: 0 BB: 0 P: 15	R: 1 H: 3 E: 0 K: 0 S: 17	H: 3 LOB: 2 BB: 0 P: 28	R: 0 H: 1 E: 0 K: 0 S: 7	H: 1 LOB: 0 BB: 0 P: 8	R: 0 H: 0 E: 0 K: 0 S: 8	H: 0 LOB: 0 BB: 0 P: 11	1B: 6 2B: 1 3B: 0 HR: 1	SF: 0 SAC: 0 DP: 1 HBP: 0	WP: 1 PB: 0 SB: 0 CS: 0	PA: 34			
PITCHER	IP WLS BF H R ER SO BB IBB HBP BLK WP HR S P ERA WHIP	IP WLS BF H R ER SO BB IBB HBP BLK WP HR S P ERA WHIP	IP WLS BF H R ER SO BB IBB HBP BLK WP HR S P ERA WHIP	IP WLS BF H R ER SO BB IBB HBP BLK WP HR S P ERA WHIP	IP WLS BF H R ER SO BB IBB HBP BLK WP HR S P ERA WHIP	IP WLS BF H R ER SO BB IBB HBP BLK WP HR S P ERA WHIP	IP WLS BF H R ER SO BB IBB HBP BLK WP HR S P ERA WHIP	IP WLS BF H R ER SO BB IBB HBP BLK WP HR S P ERA WHIP	IP WLS BF H R ER SO BB IBB HBP BLK WP HR S P ERA WHIP	IP WLS BF H R ER SO BB IBB HBP BLK WP HR S P ERA WHIP	IP WLS BF H R ER SO BB IBB HBP BLK WP HR S P ERA WHIP	IP WLS BF H R ER SO BB IBB HBP BLK WP HR S P ERA WHIP	IP WLS BF H R ER SO BB IBB HBP BLK WP HR S P ERA WHIP	IP WLS BF H R ER SO BB IBB HBP BLK WP HR S P ERA WHIP	IP WLS BF H R ER SO BB IBB HBP BLK WP HR S P ERA WHIP	IP WLS BF H R ER SO BB IBB HBP BLK WP HR S P ERA WHIP	IP WLS BF H R ER SO BB IBB HBP BLK WP HR S P ERA WHIP	IP WLS BF H R ER SO BB IBB HBP BLK WP HR S P ERA WHIP	IP WLS BF H R ER SO BB IBB HBP BLK WP HR S P ERA WHIP	IP WLS BF H R ER SO BB IBB HBP BLK WP HR S P ERA WHIP	IP WLS BF H R ER SO BB IBB HBP BLK WP HR S P ERA WHIP	IP WLS BF H R ER SO BB IBB HBP BLK WP HR S P ERA WHIP	IP WLS BF H R ER SO BB IBB HBP BLK WP HR S P ERA WHIP	IP WLS BF H R ER SO BB IBB HBP BLK WP HR S P ERA WHIP	IP WLS BF H R ER SO BB IBB HBP BLK WP HR S P ERA WHIP

AB	34
R	1
H	8
RBI	1
BB	0
SO	1
LOB	12



Batter	1	2	3	4	5	6	7	8	9	AB	R	H	RBI	BB	SO	LOB	TOP					
9 David DeJesus, L (1,9) OBP: 0.366, SLG: 0.314										4	0	1	0	0	1	2	Chicago Cubs @ Philadelphia Phillies Citizens Bank Park, Philadelphia, PA Sat Apr 28 2012, 7:07 PM - 9:45 PM EDT Att: 45,196 - Overcast - 53 F					
15 Darwin Barney, R (1,4) OBP: 0.321, SLG: 0.382										4	0	1	0	0	1	2						
13 Starlin Castro, R (1,6) OBP: 0.360, SLG: 0.446										4	1	1	1	0	1	2						
6 Bryan LaHair, L (1,3) OBP: 0.452, SLG: 0.686										4	0	1	1	0	3	2						
12 Alfonso Soriano, R (1,7) OBP: 0.250, SLG: 0.250										4	0	1	0	0	1	1						
2 Ian Stewart, L (1,5) OBP: 0.234, SLG: 0.268										4	0	0	0	0	2	1						
5 Reed Johnson, R (1,8) OBP: 0.250, SLG: 0.419										4	0	1	0	0	0	0						
53 Welington Castillo, R (1,2)										3	0	0	0	0	1	1						
36 Randy Wells, R (1,1) OBP: 0.500, SLG: 0.500										1	0	1	0	0	0	0						
43 Michael Bowden, R (4,1) 54 Shawn Camp, R (7,1) 1 Tony Campana, L (8,PH) 57 Scott Maine, L (8,1)										1	0	0	0	0	0	0						
Inning Stats	R: 1 E: 0 K: 0 S: 11	H: 2 LOB: 1 BB: 0 P: 14	R: 0 E: 0 K: 1 S: 9	H: 0 LOB: 0 BB: 0 P: 12	R: 0 E: 0 K: 1 S: 6	H: 1 LOB: 0 BB: 0 P: 8	R: 0 E: 0 K: 1 S: 11	H: 1 LOB: 1 BB: 0 P: 15	R: 0 E: 0 K: 1 S: 10	H: 0 LOB: 0 BB: 0 P: 13	R: 0 E: 0 K: 3 S: 12	H: 1 LOB: 1 BB: 0 P: 18	R: 0 E: 0 K: 1 S: 9	H: 1 LOB: 1 BB: 0 P: 11	R: 1 E: 0 K: 2 S: 14	H: 2 LOB: 1 BB: 0 P: 21	R: 0 E: 0 K: 2 S: 10	H: 0 LOB: 0 BB: 0 P: 12	1B: 7 2B: 1 3B: 0 HR: 0	SF: 0 SAC: 0 DP: 1 HBP: 0	WP: 1 PB: 0 SB: 2 CS: 0	PA: 34
PITCHER	IP WLS BF H R ER SO BB IBB HBP BLK WP HR S P ERA WHIP																					
56 Joe Blanton, R (1,1) ERA: 3.81	7.1 W 29 8 2 2 8 0 0 0 0 0 1 0 78 106 2.46 1.091																					
50 Chad Qualls, R (8,1) ERA: 1.17	0.2 H 2 0 0 0 1 0 0 0 0 0 0 0 4 6 0.00 0.000																					
58 Jonathan Papelbon, R (9,1) ERA: 1.0	1.0 S 3 0 0 0 2 0 0 0 0 0 0 0 10 12 0.00 0.000																					

AB	34
R	2
H	8
RBI	2
BB	0
SO	11
LOB	11



Batter	1	2	3	4	5	6	7	8	9	AB	R	H	RBI	BB	SO	LOB	BOTTOM					
11 Jimmy Rollins, S (1,6) OBP: 0.253, SLG: 0.256										4	0	1	2	0	1	1	Chicago Cubs @ Philadelphia Phillies Citizens Bank Park, Philadelphia, PA Sat Apr 28 2012, 7:07 PM - 9:45 PM EDT Att: 45,196 - Overcast - 53 F					
27 Placido Polanco, R (1,5) OBP: 0.292, SLG: 0.269										4	0	0	0	0	0	3						
3 Hunter Pence, R (1,9) OBP: 0.298, SLG: 0.405										4	1	1	0	0	1	0						
25 Jim Thome, L (1,3) OBP: 0.238, SLG: 0.111										1	0	0	0	1	0	0						
24 Ty Wigington, R (5,3) OBP: 0.379, SLG: 0.500										2	0	1	0	0	0	0						
8 Shane Victorino, S (1,8) OBP: 0.292, SLG: 0.410										4	1	1	0	0	1	3						
19 Laynce Nix, L (1,7) OBP: 0.429, SLG: 0.625										1	1	0	0	2	1	1						
15 John Mayberry Jr., R (8,PH) OBP: 0.213, SLG: 0.255										1	0	0	0	0	1	0						
51 Carlos Ruiz, R (1,2) OBP: 0.333, SLG: 0.525										4	2	2	3	0	2	1						
4 Pete Orr, L (1,4) OBP: 0.222, SLG: 0.444										3	0	0	0	0	1	2						
13 Freddy Galvis, S (8,PH) OBP: 0.239, SLG: 0.313										1	0	0	0	0	0	0						
56 Joe Blanton, R (1,1) 50 Chad Qualls, R (8,1) 58 Jonathan Papelbon, R (9,1)										1	0	0	0	1	1	0						
Inning Stats	R: 0 E: 0 K: 0 S: 11	H: 0 LOB: 0 BB: 0 P: 15	R: 0 E: 0 K: 2 S: 9	H: 0 LOB: 1 BB: 1 P: 16	R: 0 E: 0 K: 1 S: 12	H: 0 LOB: 1 BB: 0 P: 17	R: 4 E: 0 K: 0 S: 13	H: 3 LOB: 2 BB: 3 P: 32	R: 0 E: 0 K: 1 S: 7	H: 1 LOB: 1 BB: 0 P: 13	R: 1 E: 0 K: 2 S: 11	H: 1 LOB: 1 BB: 0 P: 18	R: 0 E: 0 K: 1 S: 8	H: 1 LOB: 1 BB: 0 P: 9	R: 0 E: 0 K: 2 S: 11	H: 0 LOB: 0 BB: 0 P: 14	R: 0 E: 0 K: 2 S: 10	H: 0 LOB: 0 BB: 0 P: 12	1B: 2 2B: 3 3B: 0 HR: 1	SF: 0 SAC: 0 DP: 0 HBP: 1	WP: 0 PB: 0 SB: 1 CS: 0	PA: 35
PITCHER	IP WLS BF H R ER SO BB IBB HBP BLK WP HR S P ERA WHIP																					
36 Randy Wells, R (1,1) ERA: 6.23	3.2 L 19 3 4 4 3 4 0 0 0 0 0 1 19 33 9.82 1.909																					
43 Michael Bowden, R (4,1) ERA: 2.84	2.1 9 2 1 1 3 0 0 0 0 0 0 1 19 33 3.86 0.857																					
54 Shawn Camp, R (7,1) ERA: 4.15	1.0 4 1 0 0 1 0 0 0 0 0 0 0 8 9 0.00 1.000																					
57 Scott Maine, L (8,1) ERA:	1.0 3 0 0 0 2 0 0 0 0 0 0 0 11 14 0.00 0.000																					

AB	30
R	5
H	6
RBI	5
BB	4
SO	9
LOB	11



Batter	1	2	3	4	5	6	7	8	9	AB	R	H	RBI	BB	SO	LOB	TOP										
9 David DeJesus, L (1.9) OBP: 0.352, SLG: 0.303										5	0	1	0	0	1	3	Chicago Cubs @ Philadelphia Phillies Citizens Bank Park, Philadelphia, PA Mon Apr 30 2012, 7:07 PM - 9:54 PM EDT Att: 45,397 - Overcast - 57 F livebaseballscorecards.com										
1 Tony Campaña, L (1.8) OBP: 0.414, SLG: 0.370										4	1	0	0	1	1	1											
13 Starlin Castro, R (1.6) OBP: 0.351, SLG: 0.433										4	1	2	1	0	2	0											
6 Bryan LaHair, L (1.3) OBP: 0.471, SLG: 0.780										4	1	2	2	0	1	0											
12 Alfonso Soriano, R (1.7) OBP: 0.250, SLG: 0.263										4	1	1	0	0	0	2											
2 Ian Stewart, L (1.5) OBP: 0.247, SLG: 0.260										2	0	1	0	2	0	0											
11 Blake DeWitt, L (1.4) 48 Rafael Dolis, R (8.1)										4	0	1	0	0	0	2											
18 Geovany Soto, R (1.2) OBP: 0.226, SLG: 0.236										3	0	0	0	1	1	4											
32 Chris Volstad, R (1.1) 5 Reed Johnson, R (7,PH) 54 Shawn Camp, R (7.1) 57 Scott Maine, L (7.1) 15 Darwin Barney, R (8.4) OBP: 0.306, SLG: 0.363										1	0	0	0	0	0	0											
Inning Stats	R: 0 E: 0 K: 1 S: 9	H: 1 LOB: 0 BB: 0 P: 15	R: 0 E: 0 K: 1 S: 9	H: 0 LOB: 0 BB: 0 P: 11	R: 0 E: 0 K: 0 S: 6	H: 0 LOB: 0 BB: 0 P: 11	R: 0 E: 0 K: 1 S: 11	H: 2 LOB: 2 BB: 0 P: 19	R: 0 E: 1 K: 1 S: 12	H: 0 LOB: 2 BB: 1 P: 19	R: 0 E: 0 K: 1 S: 8	H: 0 LOB: 1 BB: 0 P: 10	R: 1 E: 0 K: 0 S: 10	H: 2 LOB: 1 BB: 1 P: 17	R: 3 E: 0 K: 0 S: 8	H: 3 LOB: 1 BB: 1 P: 15		R: 0 E: 0 K: 1 S: 11	H: 0 LOB: 1 BB: 1 P: 16	1B: 5 2B: 2 3B: 0 HR: 1	SF: 0 SAC: 1 DP: 0 HBP: 0	WP: 0 PA: 38 PB: 0 SB: 1 CS: 0					
PITCHER	IP	WLS	BF	H	R	ER	SO	BB	IBB	HBP	BLK	WP	HR	S	P	ERA	WHIP										
49 Vance Worley, R (1.1) ERA: 1.97	7.0		27	5	1	1	5	2	0	0	0	0	0	65	102	1.29	1.000										
37 Antonio Bastardo, L (8.1) ERA: 5.4	0.1	H	2	0	1	1	0	1	0	0	0	0	0	1	6	27.00	3.000										
50 Chad Qualls, R (8.1) ERA: 3.24	0.2	W	5	3	2	2	0	0	0	0	0	0	1	7	9	27.00	4.500										
58 Jonathan Papelbon, R (9.1) ERA: 0.9	1.0	S	4	0	0	0	1	1	0	0	0	0	0	11	16	0.00	1.000										

Batter	1	2	3	4	5	6	7	8	9	AB	R	H	RBI	BB	SO	LOB	BOTTOM										
11 Jimmy Rollins, S (1.6) OBP: 0.283, SLG: 0.271										4	2	2	0	1	0	0	Chicago Cubs @ Philadelphia Phillies Citizens Bank Park, Philadelphia, PA Mon Apr 30 2012, 7:07 PM - 9:54 PM EDT Att: 45,397 - Overcast - 57 F livebaseballscorecards.com										
27 Placido Polanco, R (1.5) OBP: 0.295, SLG: 0.292										5	0	2	2	0	1	3											
8 Shane Victorino, S (1.8) OBP: 0.276, SLG: 0.380										5	1	1	0	0	1	2											
3 Hunter Pence, R (1.9) OBP: 0.293, SLG: 0.391										4	1	1	1	0	0	1											
24 Ty Wigginton, R (1.3) OBP: 0.379, SLG: 0.475										4	0	2	0	0	1	2											
19 Laynce Nix, L (1.7) OBP: 0.382, SLG: 0.517 15 John Mayberry Jr., R (7,PH) OBP: 0.204, SLG: 0.245										2	1	0	0	1	0	1											
51 Carlos Ruiz, R (1.2) OBP: 0.343, SLG: 0.516										3	0	1	2	1	1	0											
4 Pete Orr, L (1.4) OBP: 0.318, SLG: 0.476 37 Antonio Bastardo, R (8.1) ERA: 3.95										3	0	2	1	0	0	1											
50 Chad Qualls, R (8.1) 10 Juan Pierre, L (8,PH) OBP: 0.357, SLG: 0.348 58 Jonathan Papelbon, R (9.1) ERA: 1.59										0	0	0	0	0	0	0											
49 Vance Worley, R (1.1) 13 Freddy Galvis, S (8.4) OBP: 0.225, SLG: 0.294										2	0	0	0	0	0	2											
Inning Stats	R: 4 E: 1 K: 2 S: 22	H: 5 LOB: 2 BB: 1 P: 30	R: 0 E: 0 K: 1 S: 7	H: 1 LOB: 0 BB: 0 P: 10	R: 0 E: 0 K: 0 S: 6	H: 0 LOB: 1 BB: 1 P: 10	R: 0 E: 0 K: 0 S: 6	H: 0 LOB: 0 BB: 0 P: 7	R: 0 E: 0 K: 1 S: 8	H: 1 LOB: 1 BB: 0 P: 13	R: 0 E: 0 K: 1 S: 8	H: 1 LOB: 2 BB: 1 P: 14	R: 0 E: 0 K: 1 S: 9	H: 1 LOB: 1 BB: 0 P: 15	R: 2 E: 0 K: 0 S: 10	H: 2 LOB: 1 BB: 0 P: 15	1B: 10 2B: 1 3B: 0 HR: 0	SF: 0 SAC: 1 DP: 0 HBP: 1	WP: 0 PA: 39 PB: 0 SB: 0 CS: 0								
PITCHER	IP	WLS	BF	H	R	ER	SO	BB	IBB	HBP	BLK	WP	HR	S	P	ERA	WHIP										
32 Chris Volstad, R (1.1) ERA: 6.11	6.0		29	8	4	4	4	3	0	0	1	0	0	57	84	6.00	1.833										
54 Shawn Camp, R (7.1) ERA: 3.95	0.2		3	1	0	0	0	0	0	0	0	0	0	6	9	0.00	1.500										
57 Scott Maine, L (7.1) ERA: 1.59	1.0	L	4	0	1	1	1	0	0	1	0	0	0	6	11	9.00	0.000										
48 Rafael Dolis, R (8.1) ERA: 3.95	0.1		3	2	1	1	0	0	0	0	0	0	0	7	10	27.00	6.000										

AB	33
R	4
H	8
RBI	3
BB	4
SO	6
LOB	14



WP	0	PA	38
PB	0		
SB	1		
CS	0		

AB	34
R	6
H	11
RBI	6
BB	3
SO	5
LOB	14



WP	0	PA	39
PB	0		
SB	0		
CS	0		

Batter	1	2	3	4	5	6	7	8	9	AB R H RBI BB SO LOB	TOP									
11 Jimmy Rollins, S OBP: 0.280, SLG: 0.270	1-1 C SI 90 B SI 91 X SI 89 F9 8 10 3 SF8 1B		1-1 C SI 90 B SI 88 X SI 88 G6-3			0-1 C CH 78 X CU 75 F9		0-1 C SI 90 X SI 89 F7-4-3		4 1 1 0 0 0 1	Philadelphia Phillies @ Atlanta Braves Turner Field, Atlanta, GA Thu May 03 2012, 12:11 PM - 2:12 PM EDT Att: 24,015 - Partly Cloudy - 81 F									
10 Juan Pierre, L OBP: 0.358, SLG: 0.352 15 John Mayberry Jr., R OBP: 0.241, SLG: 0.283	1-0 B FF 89 X SI 89 1-2 1B		2-1 C SI 89 F CH 80 B SI 91 X SI 90 B5			2-2 C SI 91 F CH 80 B SI 91 B SI 90 X SI 90 L8		0-1 C FF 82 X SI 83 8 HR 1B	4 1 2 0 0 0 0 0 0 0 0 0 0 0											
8 Shane Victorino, S OBP: 0.286, SLG: 0.406	2-1 B SI 90 F CH 77 B SI 89 X SI 89 F9		3-1 B SI 89 F CH 77 B SI 89 X SI 89 F7			2-1 B SI 89 F CH 77 B SI 89 X SI 89 G5-3		2-2 L SI 82 B CH 78 1 SAFE F SI 83 D SI 83 X CH 78 1-H HR	4 1 1 2 0 0 2											
3 Hunter Pence, R OBP: 0.302, SLG: 0.404	2-0 B SI 90 X SI 89 SF8			1-3 C SI 90 B SI 91 X SI 91 K		3-1 B CU 74 B SI 89 B SI 89 X SI 92 G3		0-1 C SI 85 X CU 88 27 G4-3 2B	3 0 1 1 0 1 0											
24 Ty Wigginton, R OBP: 0.375, SLG: 0.437	1-2 1 SAFE B CU 77 C SI 89 C SI 89 T FF 80 K		2-1 C SI 90 B CH 81 X CU 77 F7			3-2 C FF 92 B SI 81 B CH 81 B SI 92 F CH 81 X SI 92 G4-3		2-2 C SI 85 B SI 86 B SI 80 F SI 81 T FF 86 K	4 0 0 0 0 2 2											
19 Laynce Nix, L OBP: 0.320, SLG: 0.658 27 Placido Polanco, R OBP: 0.307, SLG: 0.301	1-0 B SI 91 X SI 90 FC4-6 1B		1-0 B SI 90 X CH 80 G3-1			2-1 B CU 76 B SI 89 X CU 77 HR		3-1 C SI 86 B SI 86 B FF 86 B SI 80 X SL 80 G4-3	3 1 2 1 0 0 0 1 0 0 0 0 0 1											
4 Pete Orr, L OBP: 0.419, SLG: 0.458 13 Freddy Galvis, S OBP: 0.220, SLG: 0.291	2-2 C CH 78 B SI 87 C CU 75 B SI 88 X SI 88 FC4-6 23 G4-3 1-2 1-2		0-0 X SI 88 G5-3			1-2 S CH 80 B SI 88 B SI 89 F SI 92 X CH 81 1B		1-1 B CU 70 F SI 84 X CH 80 F8	3 0 1 0 0 0 1 1 0 0 0 0 0 1											
23 Brian Schneider, L OBP: 0.227, SLG: 0.190	2-2 B SI 87 S CH 78 B SI 89 F SI 87 1 SAFE X SI 86 X SI 86 G4-3		0-1 C SI 90 X SI 89 G6-3			3-1 C CU 74 B SI 87 B SI 86 1 SAFE B SI 86 B SI 86 G3		3-3 F SI 91 S CH 80 B SI 86 S SI 86 S SI 86 K	3 0 0 0 0 1 1											
56 Joe Blanton, R OBP: 0.364, SLG: 0.125	0-3 C SI 87 S SI 90 K		1-3 C SI 89 S SI 92 K			0-2 F SI 91 F CH 80 X SI 92 11 F7-4-3 1B			3 0 1 0 0 2 1											
Inning Stats	R: 1 E: 0 K: 1 S: 9	H: 2 LOB: 1 BB: 0 P: 16	R: 0 E: 0 K: 1 S: 11	H: 1 LOB: 1 BB: 0 P: 16	R: 0 E: 0 K: 0 S: 6	H: 0 LOB: 0 BB: 0 P: 12	R: 0 E: 0 K: 1 S: 6	H: 0 LOB: 0 BB: 0 P: 10	R: 0 E: 0 K: 0 S: 7	H: 0 LOB: 0 BB: 0 P: 11		R: 1 E: 0 K: 0 S: 13	H: 2 LOB: 0 BB: 0 P: 25	R: 0 E: 0 K: 1 S: 10	H: 1 LOB: 0 BB: 0 P: 13	R: 2 E: 0 K: 1 S: 14	H: 3 LOB: 1 BB: 0 P: 22	1B: 6 2B: 2 3B: 0 HR: 2	SF: 1 SAC: 0 DP: 1 HBP: 0	WP: 0 PB: 0 SB: 0 CS: 1
PITCHER	IP WLS BF H R ER SO BB IBB HBP BLK WP HR S P ERA WHIP	8.0 L 28 6 2 2 5 0 0 0 0 0 1 68 110 2.25 0.750	1.0 6 3 2 2 1 0 0 0 0 0 1 14 22 18.00 3.000											ERA WHIP						

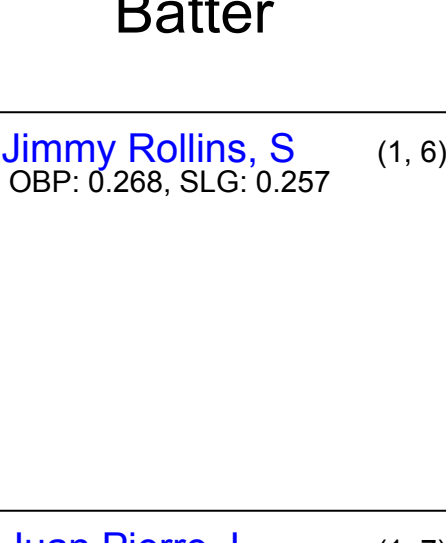
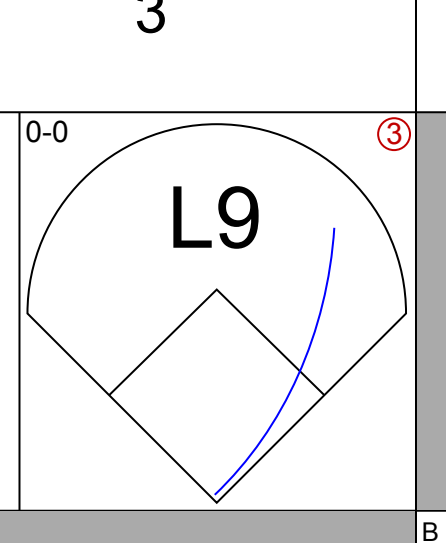
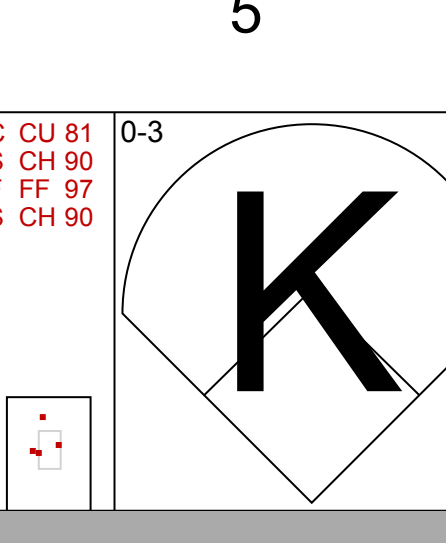
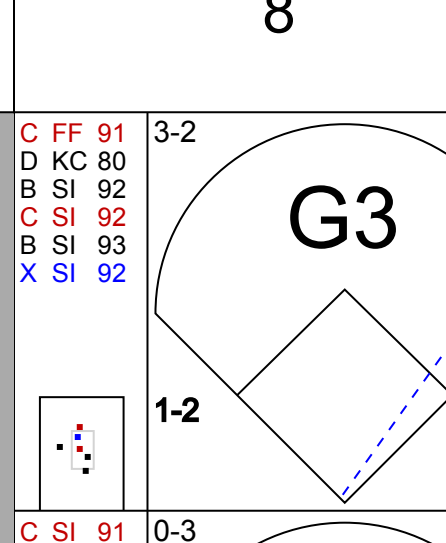
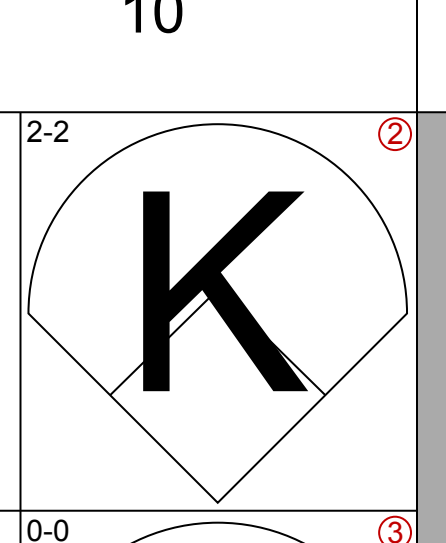
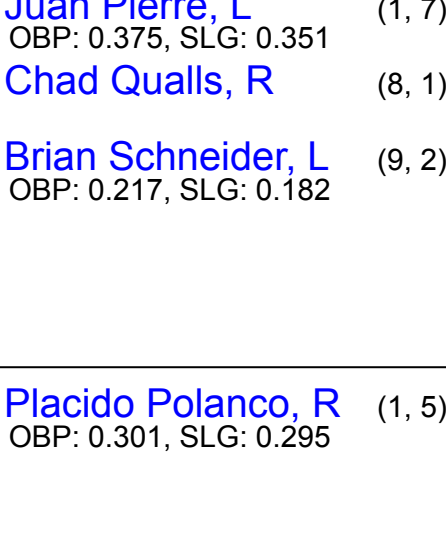
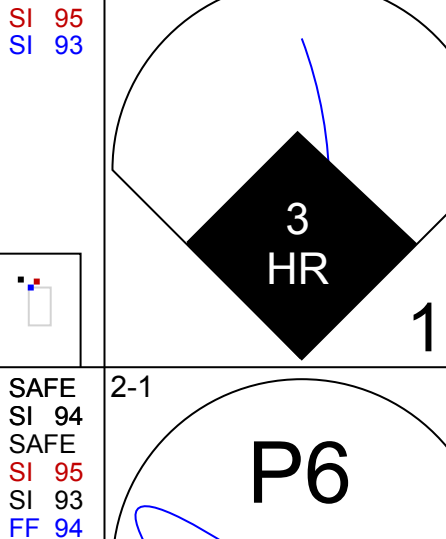
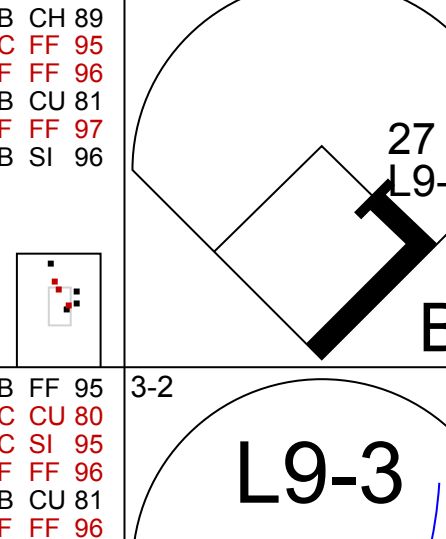
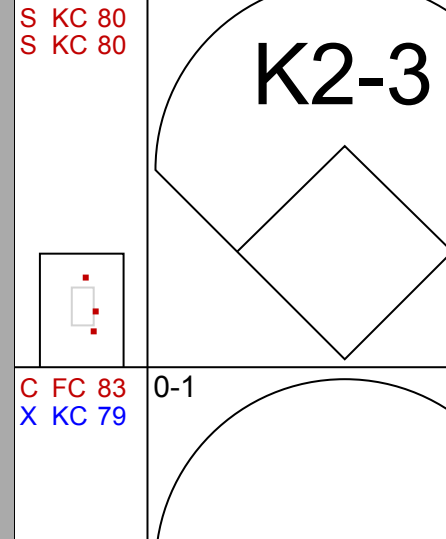
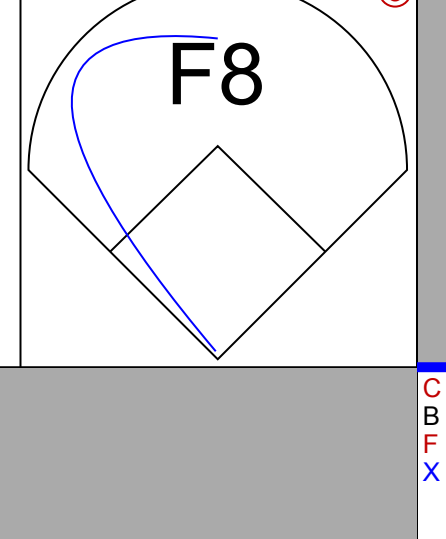
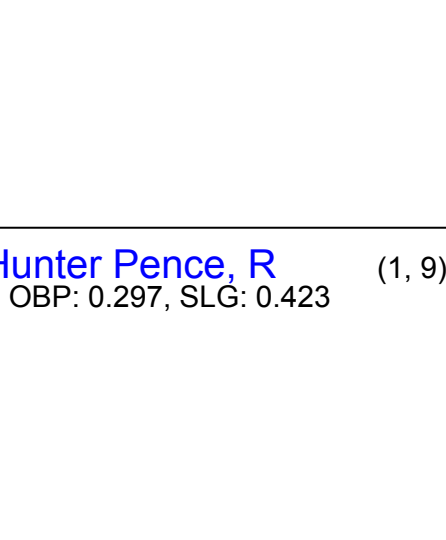
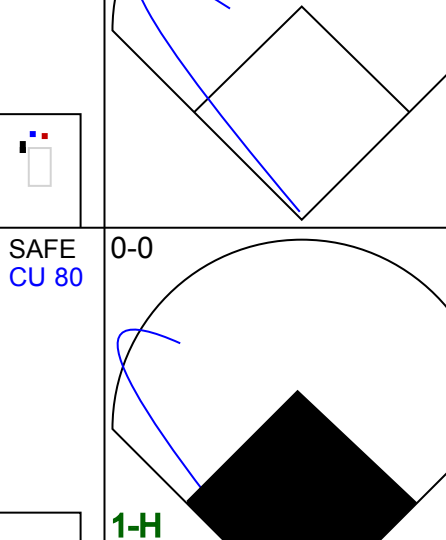
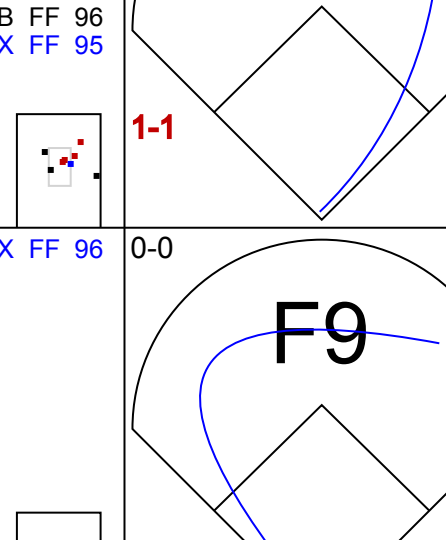
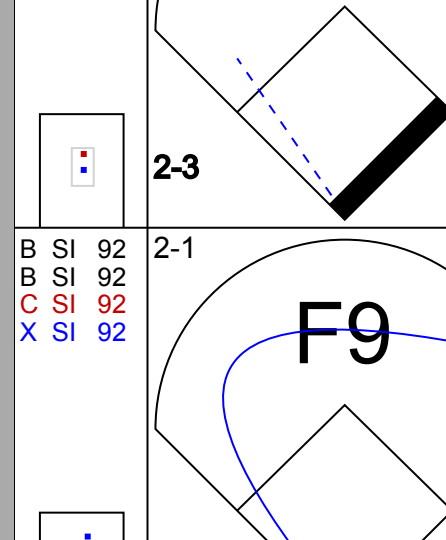

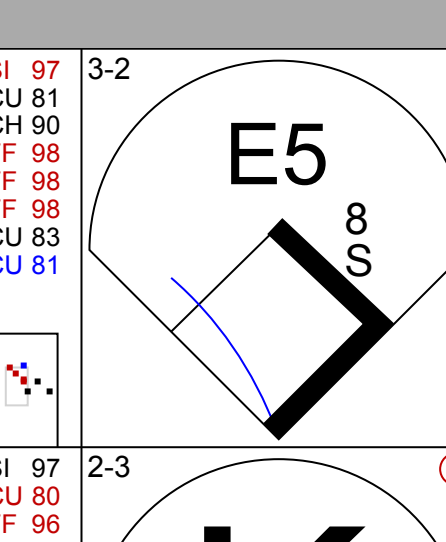
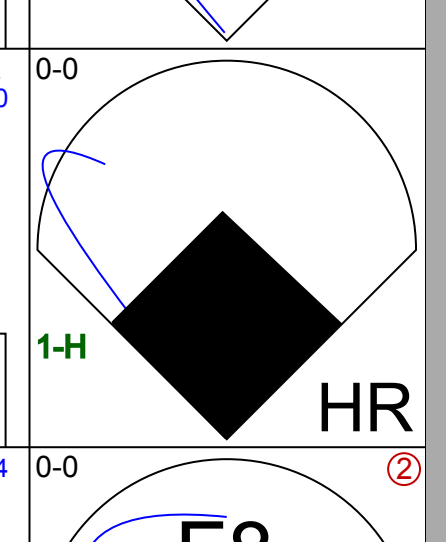
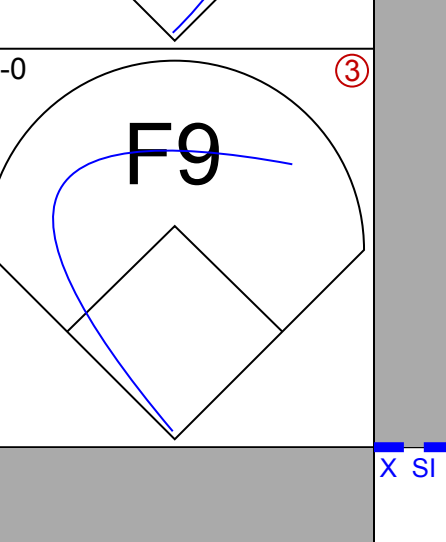
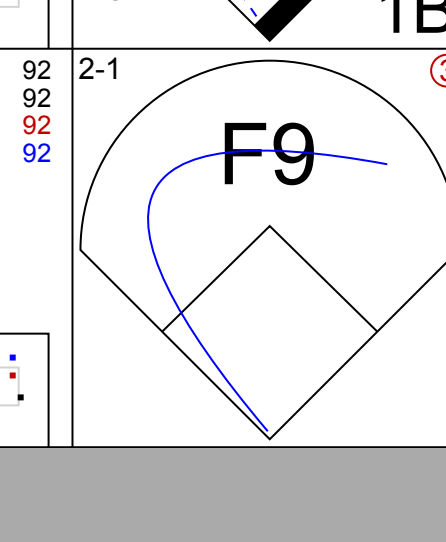
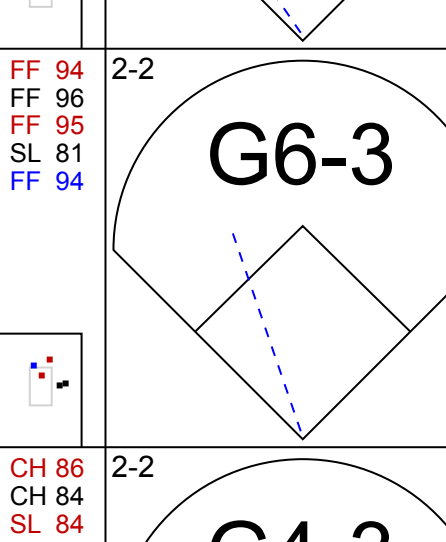
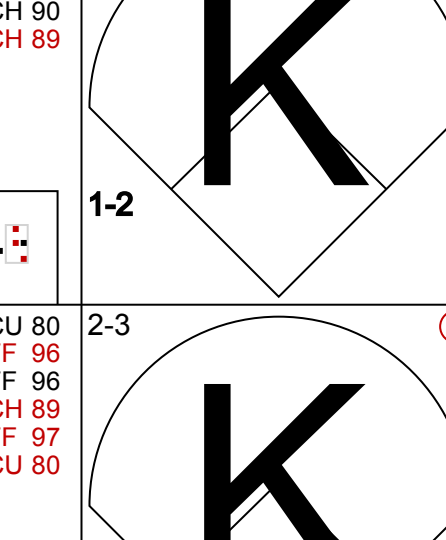
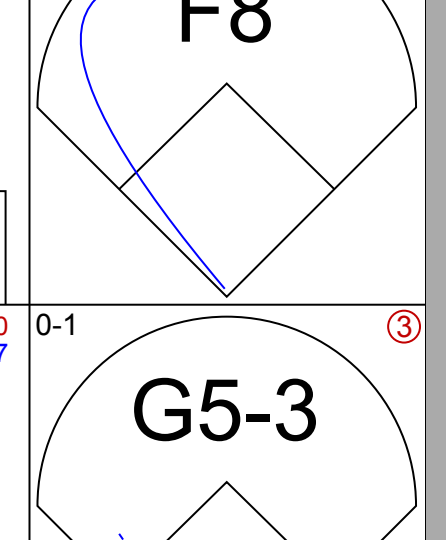
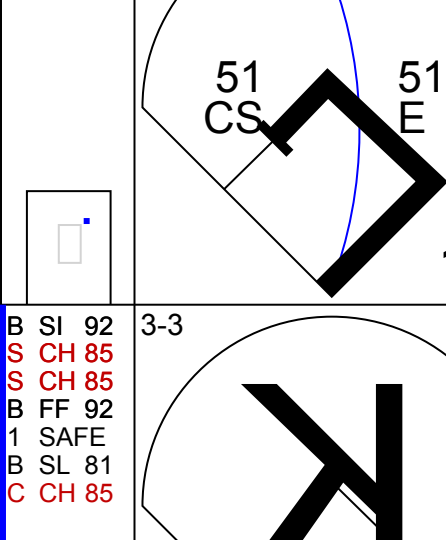
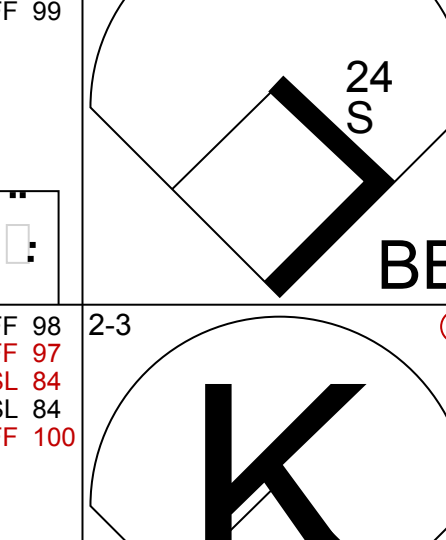
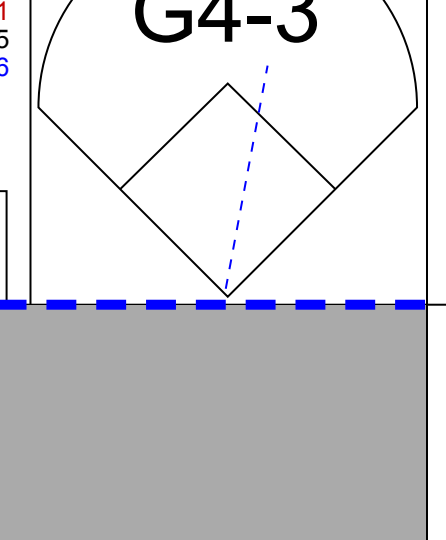
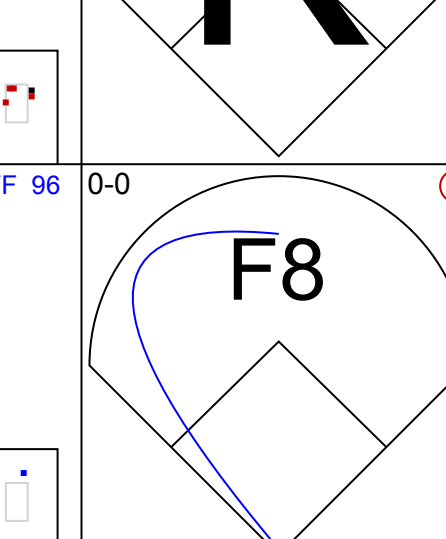
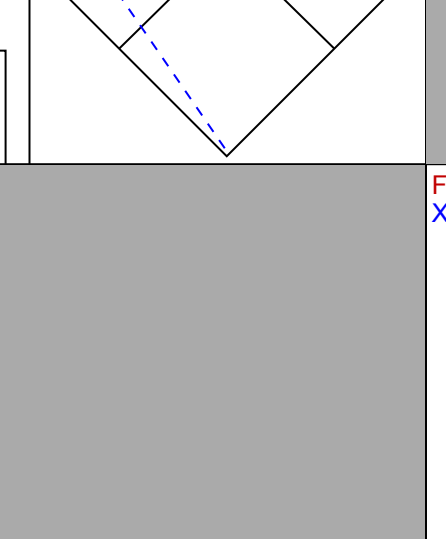
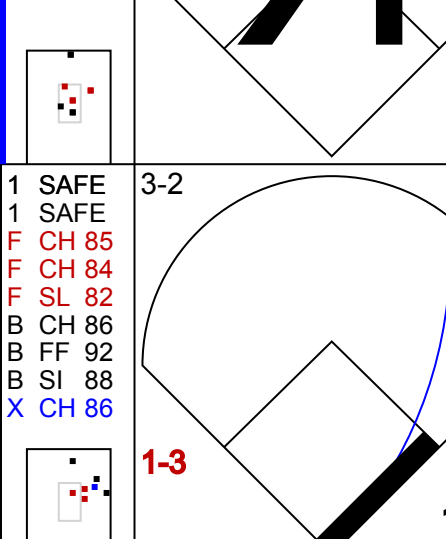
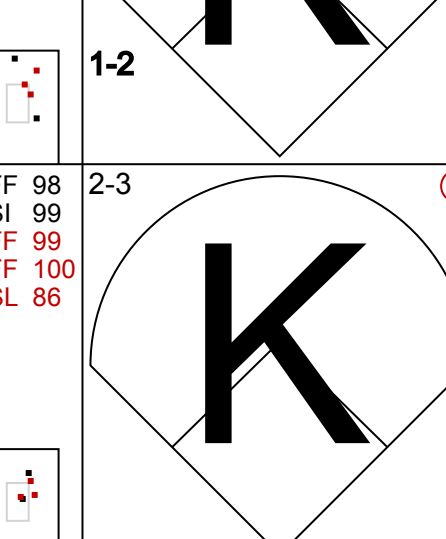



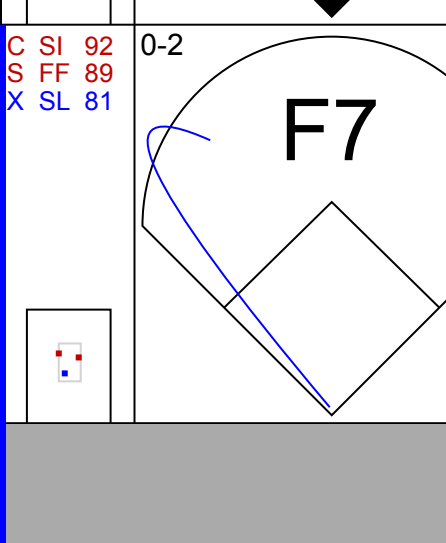
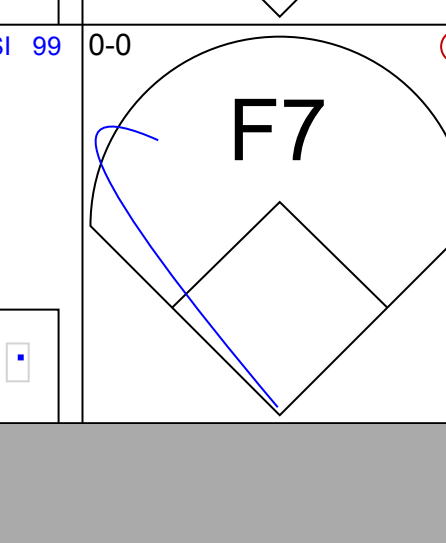
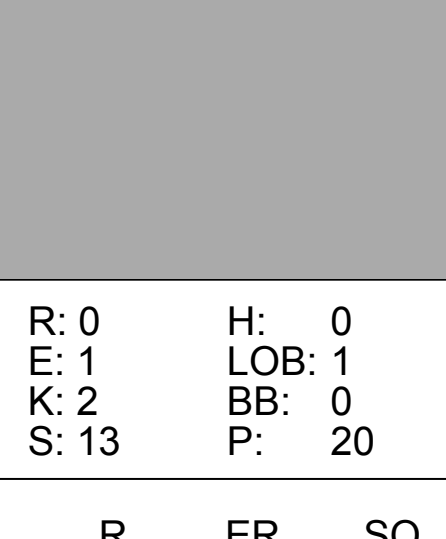
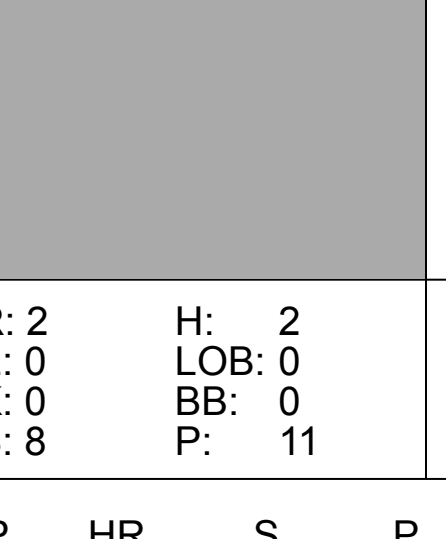
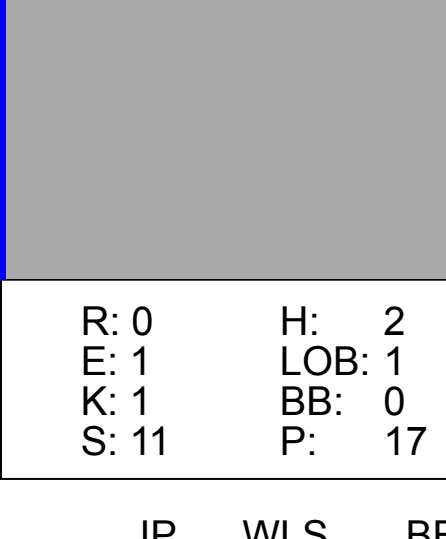
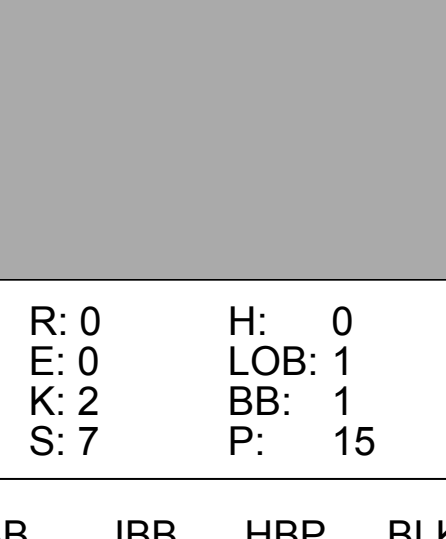
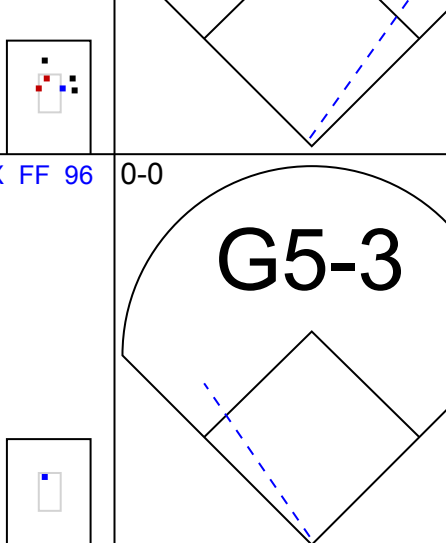
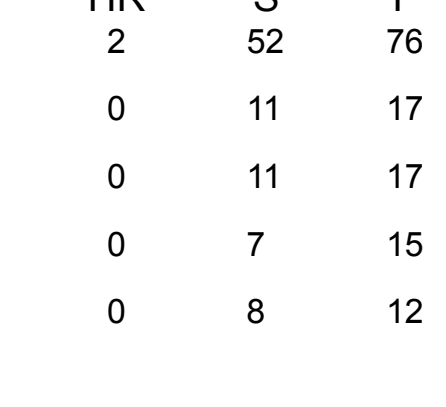
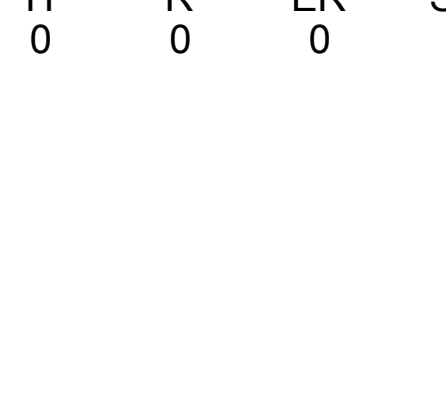

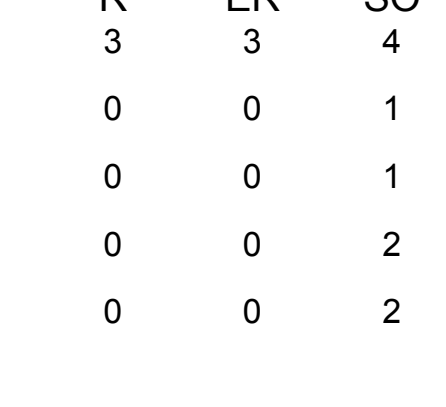
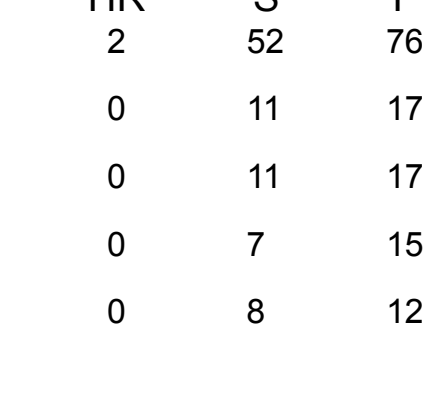
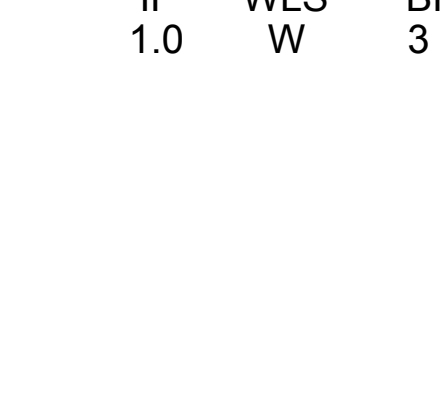

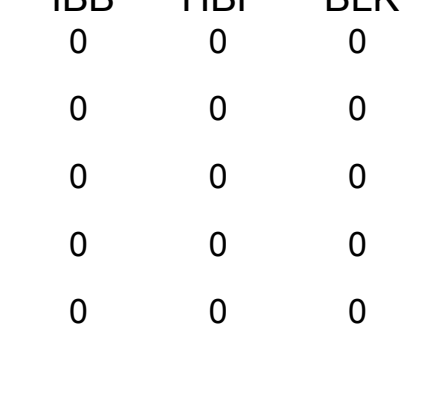
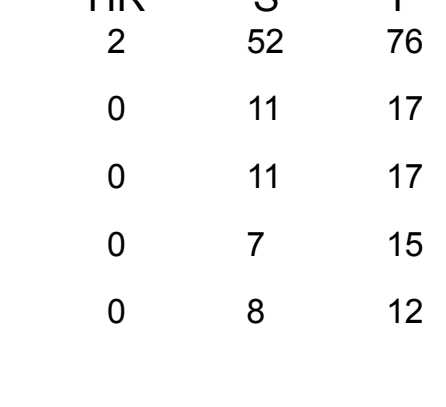
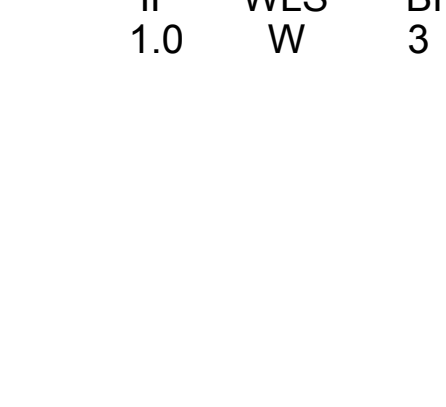

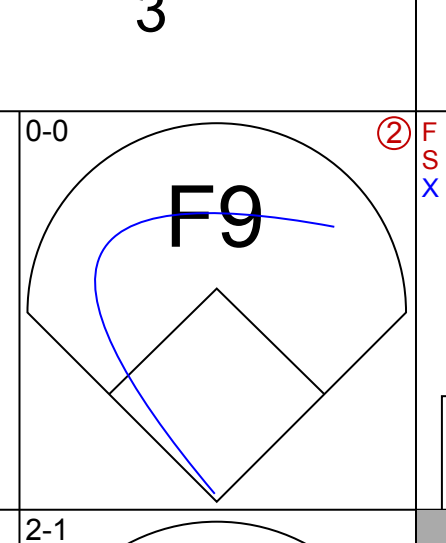
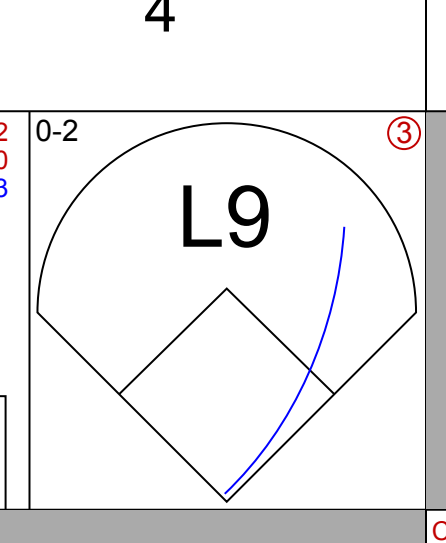
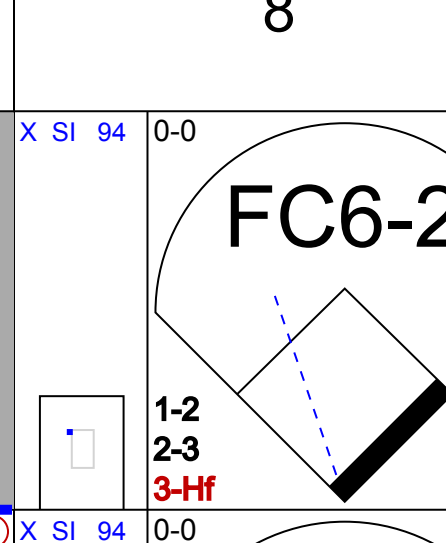
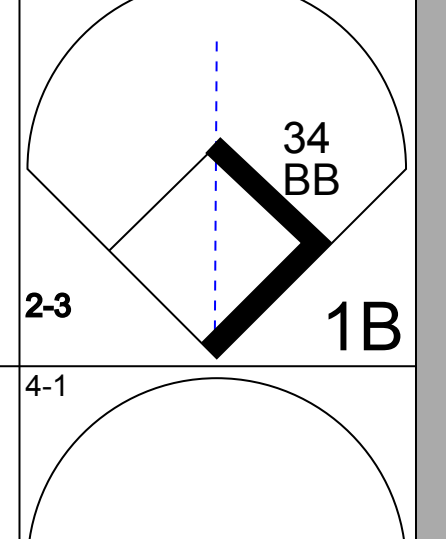

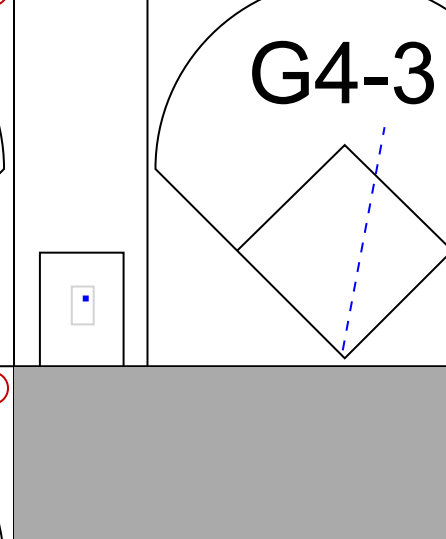
AB 33
R 4
H 9
RBI 4
BB 0
SO 6
LOB 10



Batter	1	2	3	4	5	6	7	8	9	AB R H RBI BB SO LOB	BOTTOM							
24 Michael Bourn, L OBP: 0.383, SLG: 0.385	3-2 B FF 88 F CH 86 B CU 78 B FF 89 X FF 88 L7		3-2 C FF 88 B CH 83 B CH 83 X SI 88 G3-1			1-2 L SL 84 S FC 85 B SI 89 X FF 89 G4-3		0-0 X SL 83 L8		1-0 B SI 87 X FF 87 14 L4-3 1B	4 0 1 0 0 0 0	Philadelphia Phillies @ Atlanta Braves Turner Field, Atlanta, GA Thu May 03 2012, 12:11 PM - 2:12 PM EDT Att: 24,015 - Partly Cloudy - 81 F						
14 Martin Prado, R OBP: 0.342, SLG: 0.414	2-1 F FF 88 B SI 89 X FF 89 F8		0-3 C SL 84 F CU 77 C FF 89 K			0-0 X SL 83 L8		0-0 X SL 84 L4-3	4 0 0 0 0 1 1									
5 Freddie Freeman, L OBP: 0.303, SLG: 0.470	2-2 B FF 90 S CH 84 B SI 83 F SL 85 X FF 91 26 FC6-4 1B		1-0 B CU 77 X CH 83 F8			0-0 X FF 89 F7		1-1 B FC 85 X FF 90 L7	3 0 1 0 0 0 0									
26 Dan Uggla, R OBP: 0.345, SLG: 0.398	0-0 X FF 89 FC6-4		0-2 C FF 90 X CU 80 L6			1-1 B FC 85 X FF 90 L7		1-1 C FF 91 X FC 86 G3	3 0 0 0 0 0 0									
22 Jason Heyward, L OBP: 0.352, SLG: 0.432	1-2 B FF 89 F CH 82 X CU 77 F8		0-0 X FC 86 F9			1-1 C FF 91 X FC 86 G3			3 0 0 0 0 0 0									
25 Juan Francisco, L OBP: 0.222, SLG: 0.488	1-3 F FF 90 F FC 86 F SI 85 C FF 90 K		1-3 C FF 89 F FC 87 B SL 84 S SI 83 S FF 89 K			1-3 B FC 86 F CH 83 F SI 89 S SL 83 K		1-3 B FC 86 F CH 83 F SI 89 S SL 83 K	3 0 0 0 0 3 0									
8 David Ross, R OBP: 0.409, SLG: 0.579	1-1 F FF 90 B SL 83 X FF 89 F9		0-2 S SI 82 D SL 83 F FF 89 X FC 85 FC6-4 1B			0-2 F FF 90 D SL 83 X FF 89 FC6-4 1B		0-1 F FF 90 X FC 87 G6-3	3 0 1 0 0 0 0									
1 Tyler Pastornicky, R OBP: 0.316, SLG: 0.394	0-3 C FC 89 C FF 89 K		0-3 C FC 89 C FF 89 K			1-1 F FF 90 X FF 89 FC6-4 1B		0-1 C FF 90 X SL 82 G6-3	3 0 0 0 0 1 1									
40 Randall Delgado, R OBP: 0.125, SLG: 0.125 61 Livan Hernandez, R OBP: 0.400, SLG: 0.393	0-0 X FF 88 G5-3		0-0 X FF 88 G5-3			0-1 C FF 87 X FF 88 F8		0-3 C FF 89 S SI 81 K	2 0 0 0 0 0 0 0 0 0 0 0 0 0 1 0 0 0 0 1 0									
Inning Stats	R: 0 E: 0 K: 0 S: 10	H: 1 LOB: 1 BB: 0 P: 17	R: 0 E: 0 K: 1 S: 8	H: 0 LOB: 0 BB: 0 P: 11	R: 0 E: 0 K: 1 S: 7	H: 0 LOB: 0 BB: 0 P: 10	R: 0 E: 0 K: 1 S: 7	H: 0 LOB: 0 BB: 0 P: 8	R: 0 E: 0 K: 1 S: 5	H: 0 LOB: 0 BB: 0 P: 7	R: 0 E: 0 K: 1 S: 7		H: 0 LOB: 0 BB: 0 P: 8	R: 0 E: 0 K: 1 S: 5	H: 1 LOB: 0 BB: 0 P: 6	1B: 3 2B: 1 3B: 0 HR: 0	SF: 0 SAC: 0 DP: 1 HBP: 0	WP: 0 PB: 0 SB: 0 CS: 0
PITCHER	IP WLS BF H R ER SO BB IBB HBP BLK WP HR S P ERA WHIP	9.0 W 29 3 0 0 6 0 0 0 0 0 0 67 88 0.00 0.333											ERA WHIP					

AB 29
R 0
H 3
RBI 0
BB 0
SO 6
LOB 3

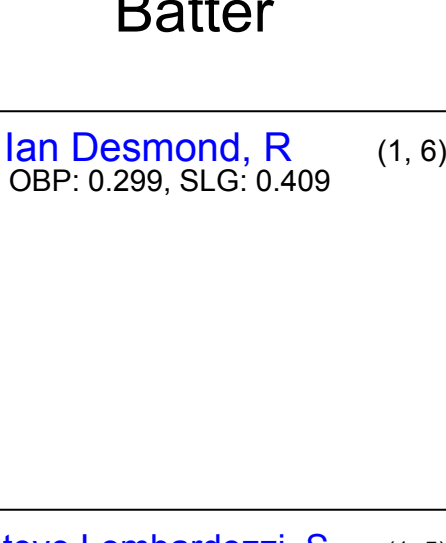
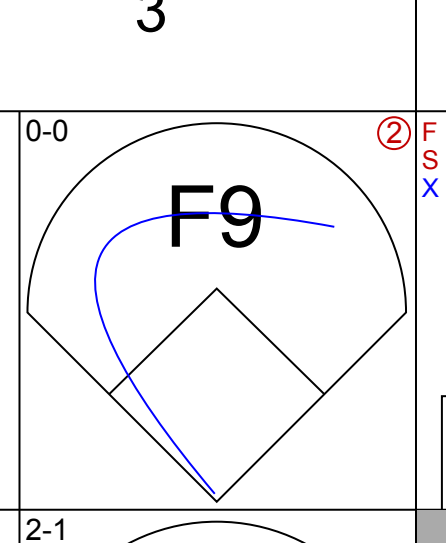

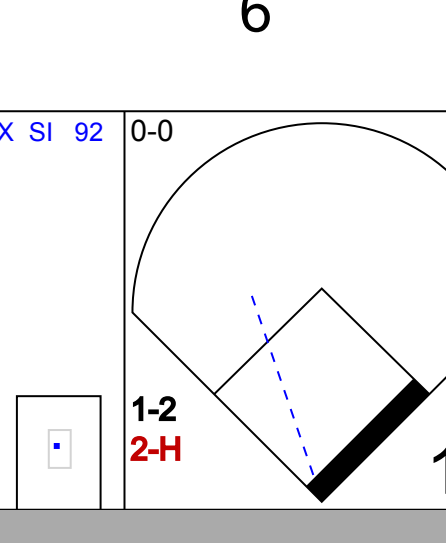
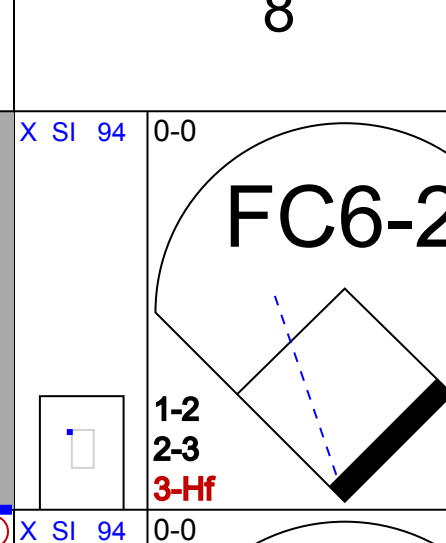

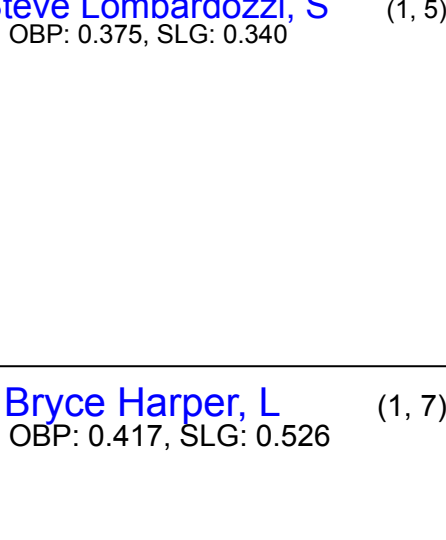
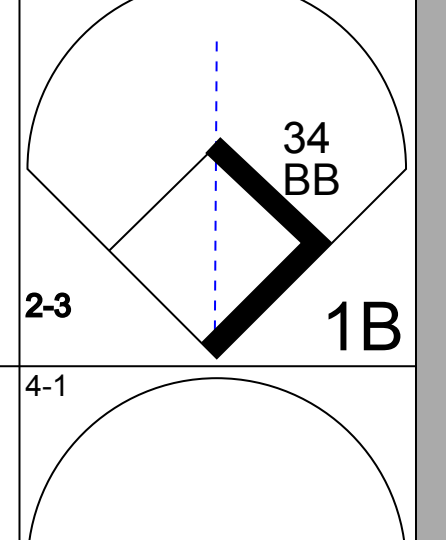
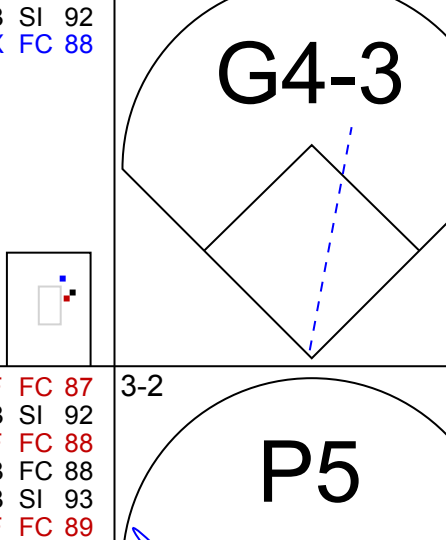

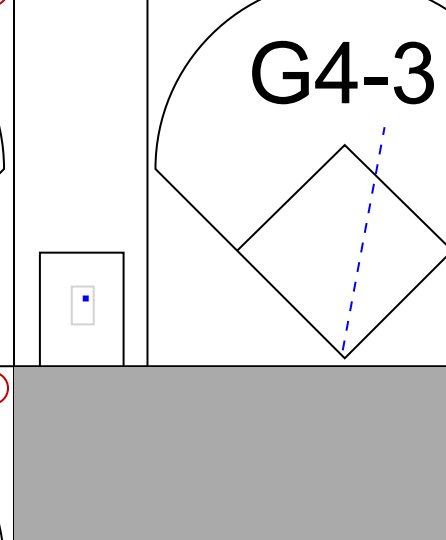

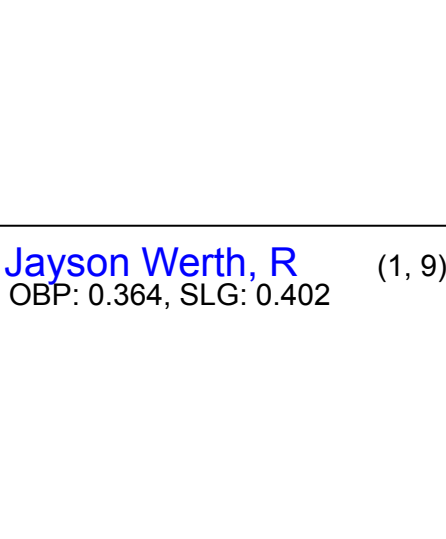
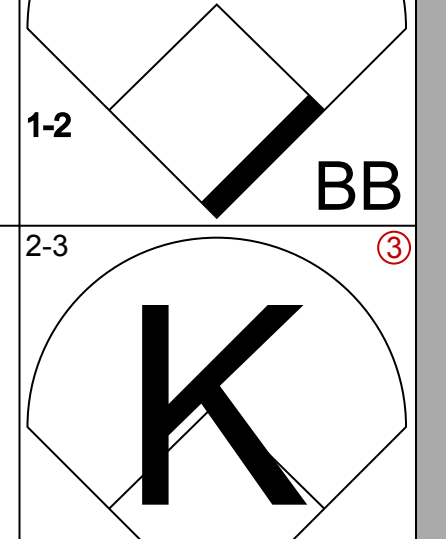
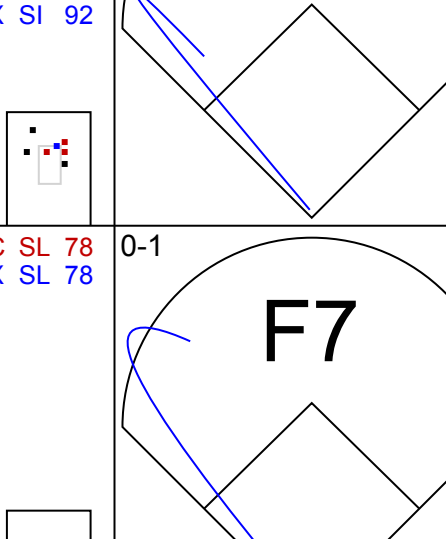




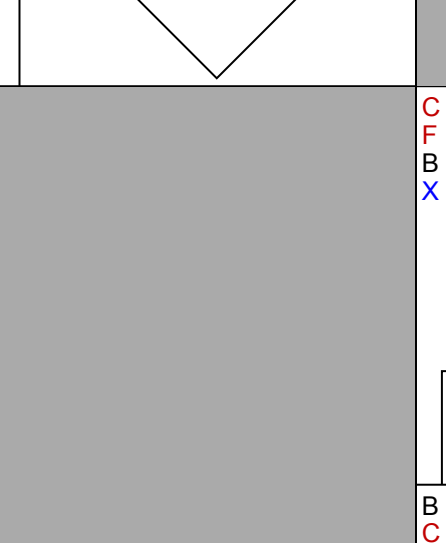
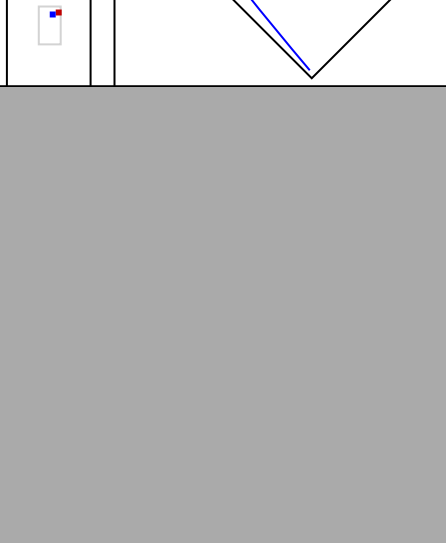
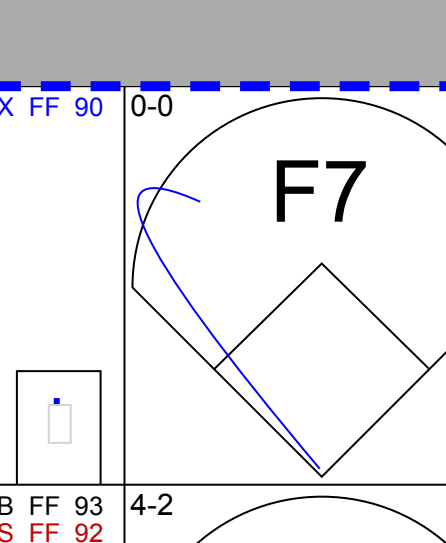
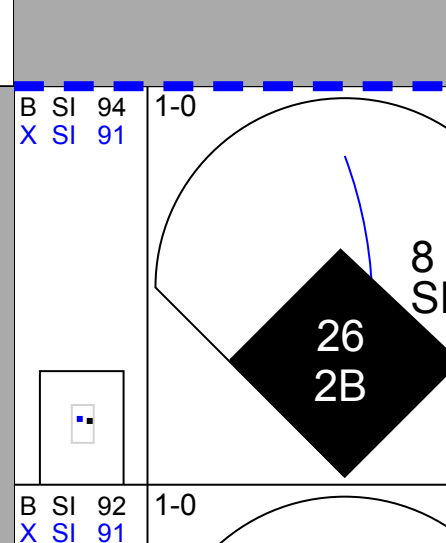
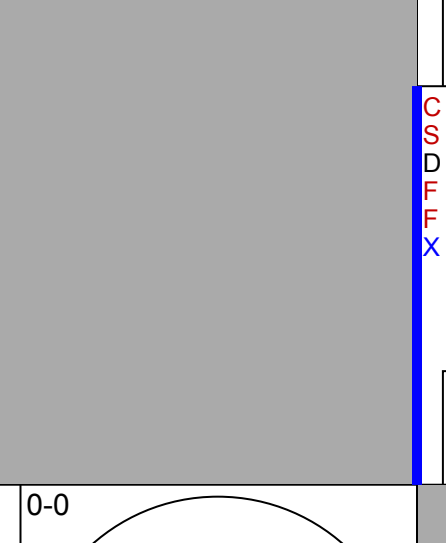
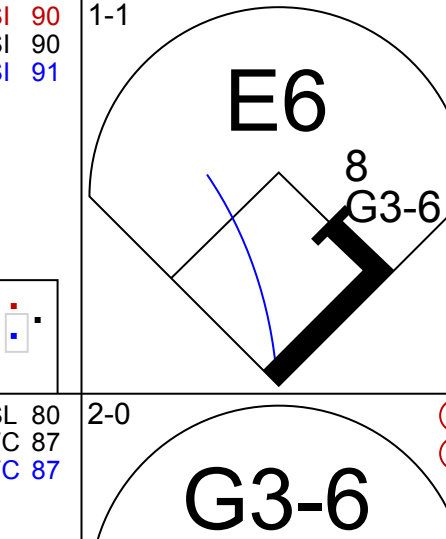
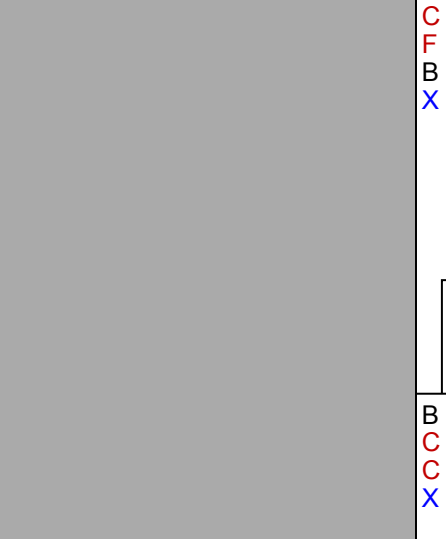
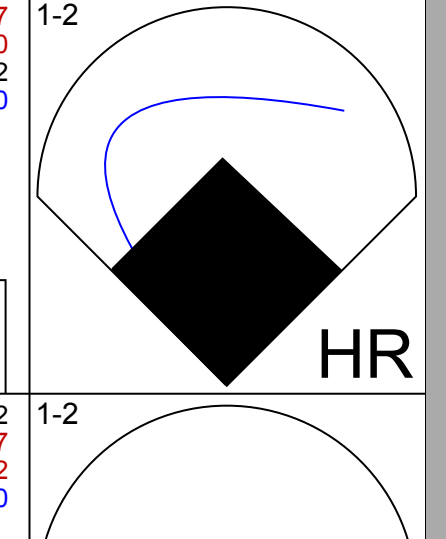
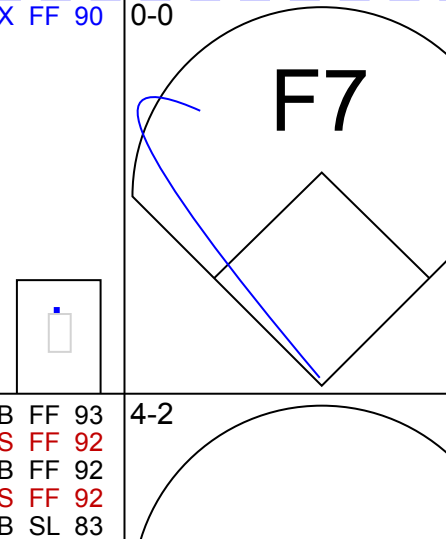
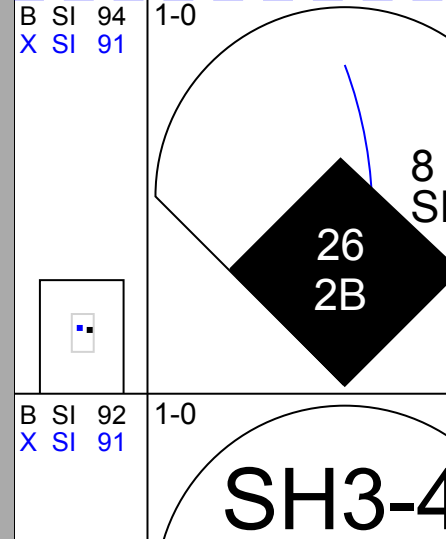
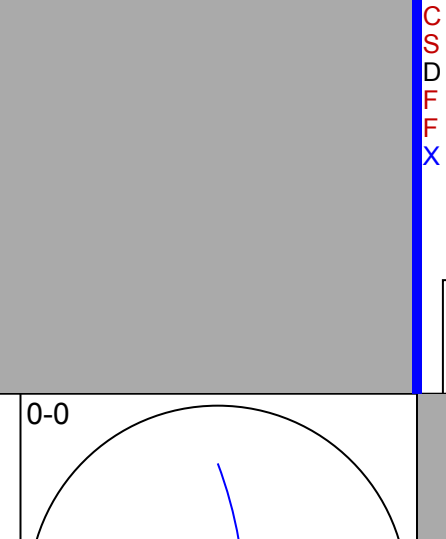

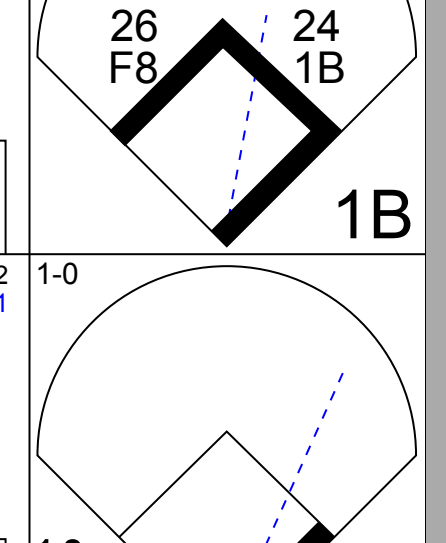
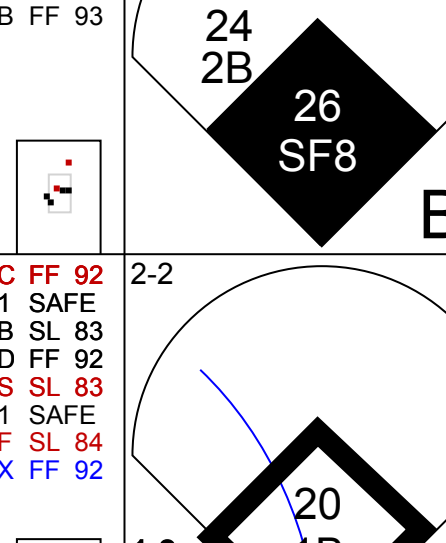
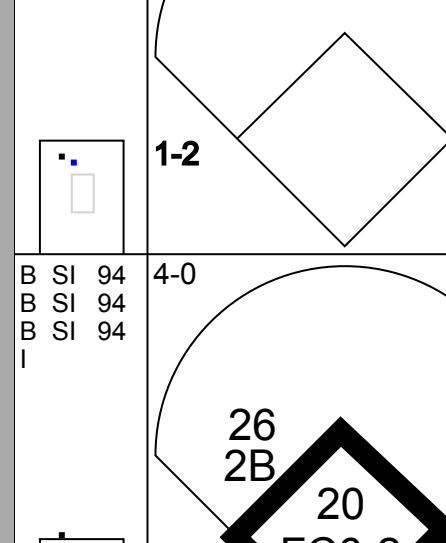
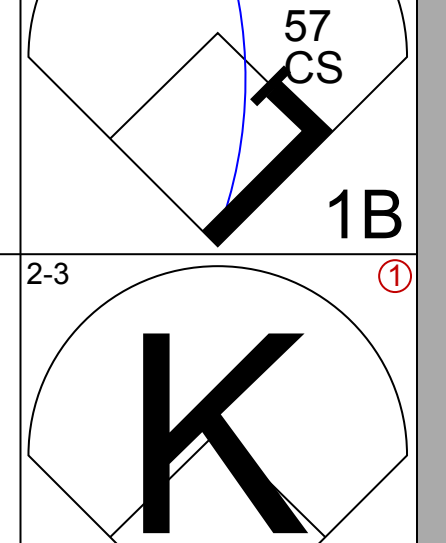
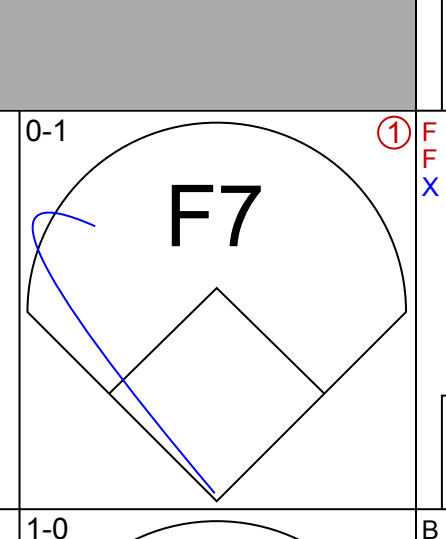
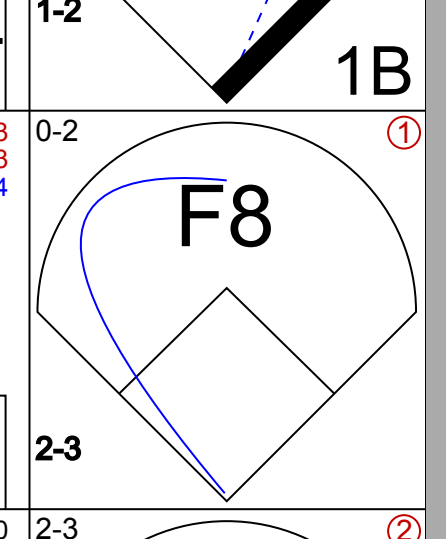
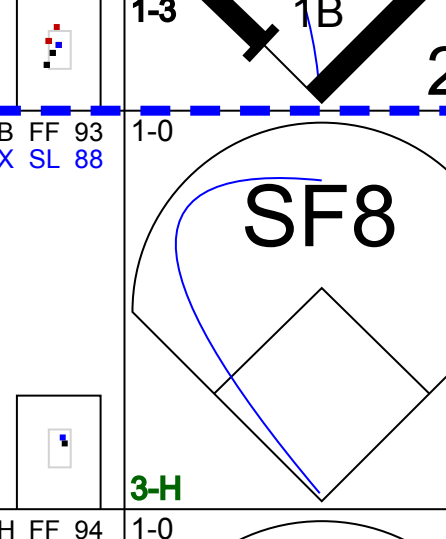
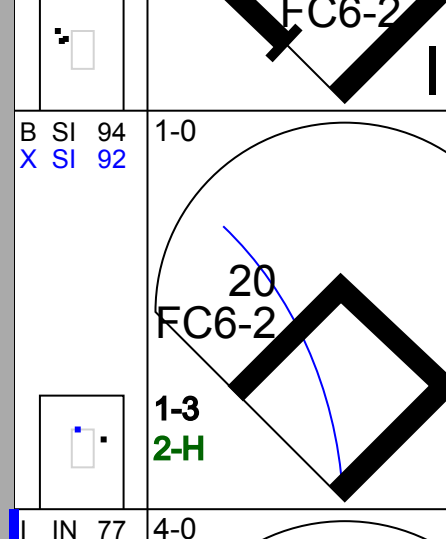
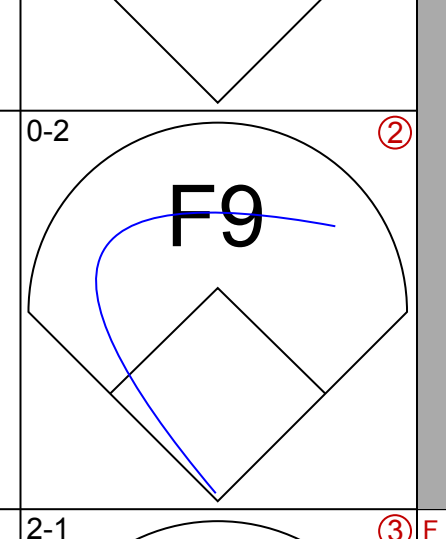
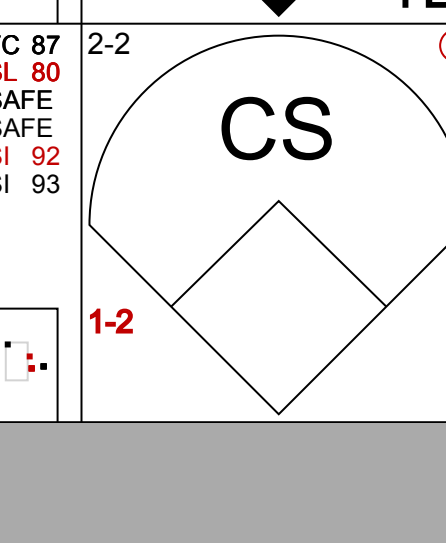
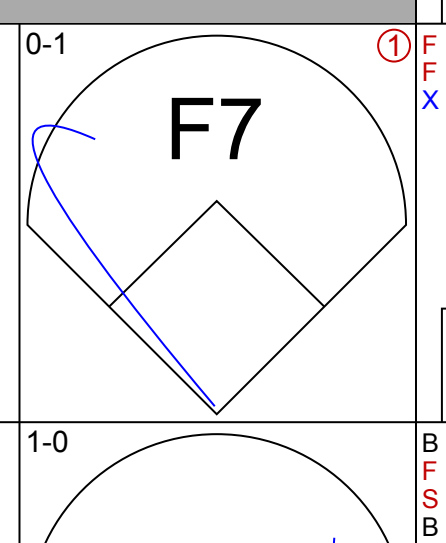

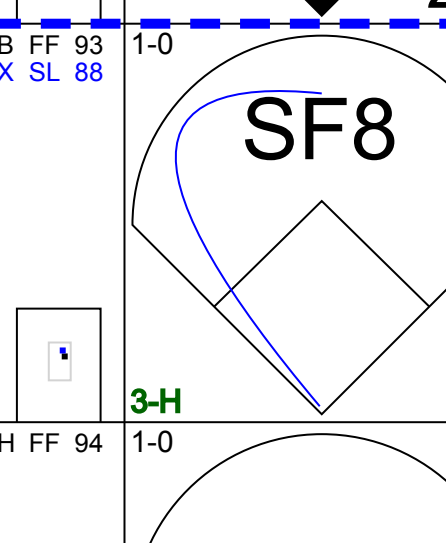
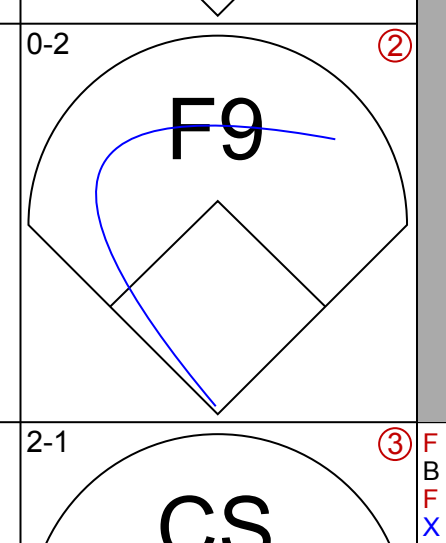
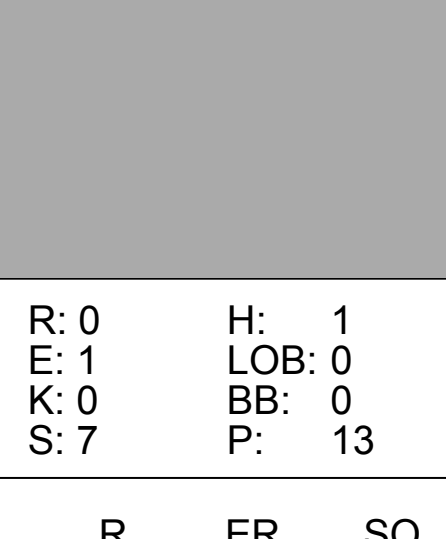
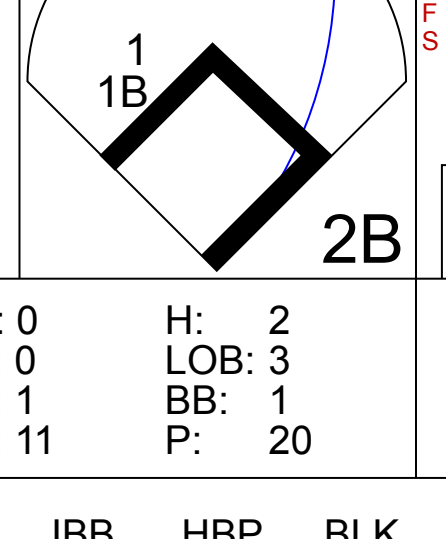
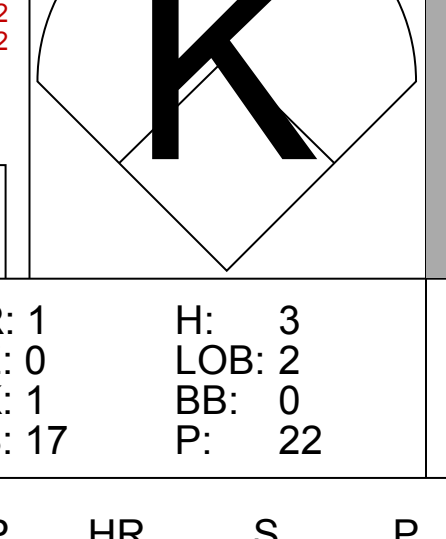
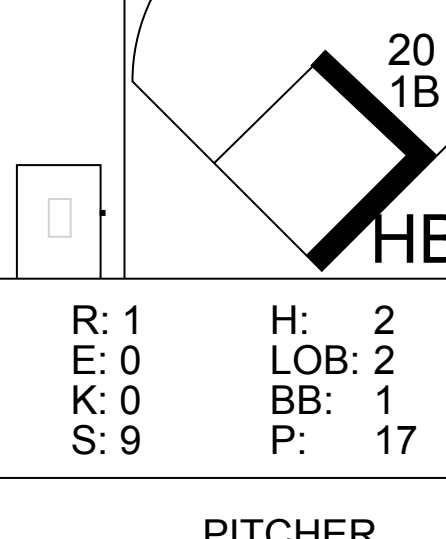
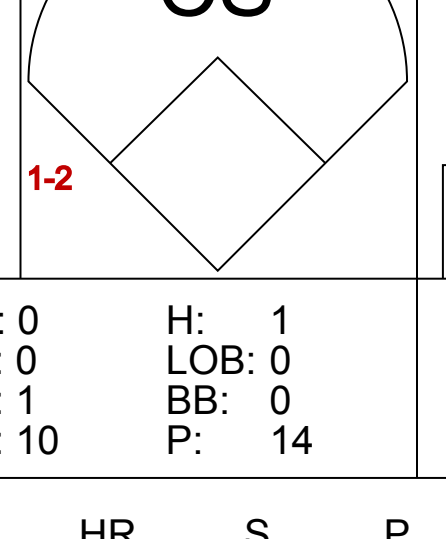
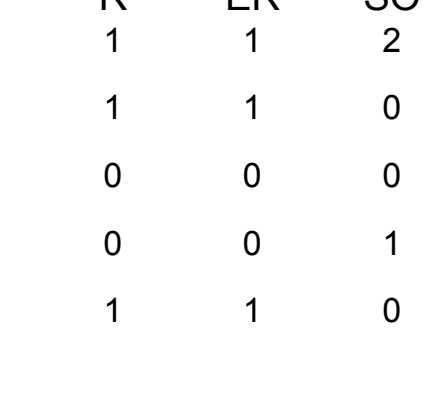
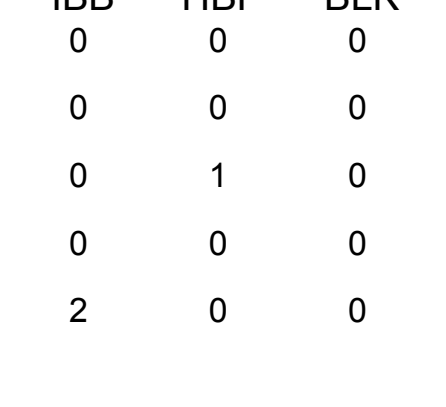
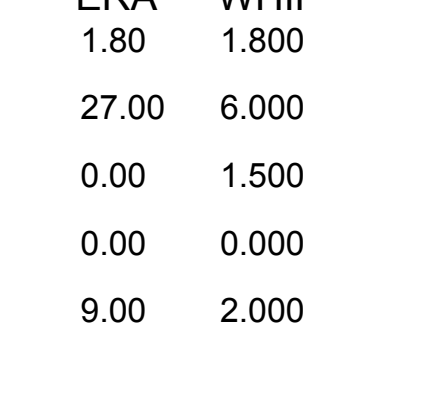
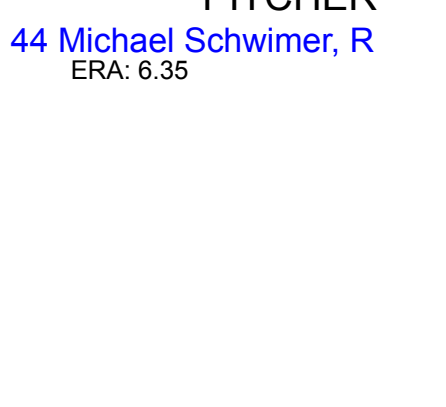



Batter	1	2	3	4	5	6	7	8	9	10	11	AB	R	H	RBI	BB	SO	LOB	TOP									
11 Jimmy Rollins, S OBP: 0.268, SLG: 0.257												5	0	0	0	0	3	1										
10 Juan Pierre, L 50 Chad Qualls, R												3	1	1	0	1	1	1										
23 Brian Schneider, L OBP: 0.217, SLG: 0.182												5	0	1	0	0	0	2										
27 Placido Polanco, R OBP: 0.301, SLG: 0.295												5	1	1	2	0	0	2										
3 Hunter Pence, R OBP: 0.297, SLG: 0.423												5	1	1	2	0	0	2										
8 Shane Victorino, S OBP: 0.291, SLG: 0.400												4	0	1	0	1	1	1										
19 Laynce Nix, L OBP: 0.400, SLG: 0.625												2	0	0	0	0	1	1										
24 Ty Wigington, R OBP: 0.366, SLG: 0.425												2	0	0	0	0	0	0										
51 Carlos Ruiz, R OBP: 0.369, SLG: 0.610												4	1	2	1	0	1	2										
44 Michael Schwimer, R												0	0	0	0	0	0	0										
4 Pete Orr, L OBP: 0.296, SLG: 0.423												2	0	0	0	0	0	0										
13 Freddy Galvis, S OBP: 0.214, SLG: 0.284												2	0	0	0	0	0	2										
38 Kyle Kendrick, R 52 Joe Savery, L 52 Jose Contreras, R 37 Antonio Bastardo, R 15 John Mayberry Jr., R												2	0	0	0	0	0	0										
Inning Stats	R: 0 E: 0 K: 1 S: 7	H: 0 LOB: 0 BB: 0 P: 8	R: 0 E: 1 K: 2 S: 13	H: 0 LOB: 1 BB: 0 P: 20	R: 0 E: 0 K: 0 S: 5	H: 0 LOB: 0 BB: 0 P: 8	R: 2 E: 0 K: 0 S: 8	H: 2 LOB: 0 BB: 0 P: 11	R: 1 E: 0 K: 1 S: 10	H: 1 LOB: 0 BB: 0 P: 13	R: 0 E: 0 K: 0 S: 9	H: 0 LOB: 0 BB: 1 P: 16	R: 0 E: 1 K: 1 S: 11	H: 2 LOB: 1 BB: 0 P: 17	R: 0 E: 1 K: 1 S: 11	H: 1 LOB: 2 BB: 0 P: 17	R: 0 E: 0 K: 2 S: 7	H: 0 LOB: 1 BB: 0 P: 15	R: 0 E: 0 K: 2 S: 8	H: 0 LOB: 0 BB: 0 P: 12	R: 0 E: 0 K: 2 S: 10	H: 0 LOB: 0 BB: 0 P: 15	1B: 4 2B: 1 3B: 0 HR: 2	SF: 0 SAC: 0 DP: 1 HBP: 0	WP: 0 PB: 0 SB: 2 CS: 1	PA: 41		
PITCHER	IP ERA WLS BF H R ER SO BB IBB HBP BLK WP HR S P ERA WHIP	37 Stephen Strasburg, R ERA: 1.66	32 Tom Gorzelanny, L ERA: 3.68	35 Craig Stammen, R ERA: 0.66	63 Henry Alberto Rodriguez, R ERA: 1.5	36 Tyler Clippard, R ERA: 4.5	PITCHER	IP ERA WLS BF H R ER SO BB IBB HBP BLK WP HR S P ERA WHIP	45 Ryan Perry, R ERA: 4.5																			

Philadelphia Phillies @ Washington Nationals
 Nationals Park, Washington, DC
 Fri May 04 2012, 7:09 PM - 10:51 PM EDT
 Att: 34,377 - Party Cloudy - 80 F

AB	39
R	3
H	6
RBI	3
BB	2
SO	10
LOB	14



Batter	1	2	3	4	5	6	7	8	9	10	11	AB	R	H	RBI	BB	SO	LOB	BOTTOM										
20 Ian Desmond, R OBP: 0.299, SLG: 0.409												6	0	1	0	0	0	6											
1 Steve Lombardozzi, S OBP: 0.375, SLG: 0.340												6	1	3	0	0	0	3											
34 Bryce Harper, L OBP: 0.417, SLG: 0.526												3	0	0	0	3	2	0											
28 Jayson Werth, R OBP: 0.364, SLG: 0.402												5	0	0	0	1	1	5											
18 Chad Tracy, L OBP: 0.285, SLG: 0.300												5	2	2	1	0	0	0											
36 Tyler Clippard, R												0	0	0	0	0	0	0											
45 Ryan Perry, R												0	0	0	0	0	0	0											
3 Wilson Ramos, R OBP: 0.356, SLG: 0.349												0	0	0	0	0	0	0											
8 Danny Espinosa, S OBP: 0.255, SLG: 0.253												3	1	2	0	1	0	1											
24 Rick Ankiel, L OBP: 0.302, SLG: 0.431												4	0	3	0	1	1	1											
26 Jesus Flores, R OBP: 0.294, SLG: 0.267												4	0	1	2	0	0	3											
37 Stephen Strasburg, R ERA: 1.66												2	0	1	0	0	1	2											
2 Roger Federer, R 32 Tom Gorzelanny, L 35 Craig Stammen, R 21 Xavier Nady, R 63 Henry Alberto Rodriguez, R 57 Tyler Moore, R												2	0	0	0	0	0	0											
Inning Stats	R: 0 E: 0 K: 0 S: 9	H: 1 LOB: 1 BB: 1 P: 18	R: 0 E: 1 K: 0 S: 7	H: 1 LOB: 0 BB: 0 P: 13	R: 0 E: 0 K: 1 S: 11	H: 2 LOB: 3 BB: 1 P: 20	R: 1 E: 0 K: 1 S: 17	H: 3 LOB: 2 BB: 0 P: 22	R: 0 E: 0 K: 0 S: 8	H: 0 LOB: 0 BB: 1 P: 12	R: 1 E: 0 K: 0 S: 9	H: 2 LOB: 2 BB: 1 P: 17	R: 0 E: 0 K: 1 S: 8	H: 0 LOB: 0 BB: 0 P: 11	R: 0 E: 1 K: 0 S: 5	H: 2 LOB: 3 BB: 2 P: 16	R: 0 E: 0 K: 1 S: 8	H: 0 LOB: 0 BB: 0 P: 16	R: 0 E: 0 K: 1 S: 10	H: 1 LOB: 0 BB: 0 P: 14	R: 1 E: 0 K: 0 S: 16	H: 2 LOB: 3 BB: 2 P: 28	1B: 10 2B: 3 3B: 0 HR: 1	SF: 1 SAC: 1 DP: 2 HBP: 1	WP: 0 PB: 0 SB: 0 CS: 2	PA: 52			
PITCHER	IP ERA WLS BF H R ER SO BB IBB HBP BLK WP HR S P ERA WHIP	38 Kyle Kendrick, R ERA: 5.3	55 Joe Savery, L ERA: 2.7	52 Jose Contreras, R ERA: 11.57	37 Antonio Bastardo, L ERA: 2.84	50 Chad Qualls, R ERA: 3.48	PITCHER	IP ERA WLS BF H R ER SO BB IBB HBP BLK WP HR S P ERA WHIP	44 Michael Schwimer, R ERA: 0.35																				

Philadelphia Phillies @ Washington Nationals
 Nationals Park, Washington, DC
 Fri May 04 2012, 7:09 PM - 10:51 PM EDT
 Att: 34,377 - Party Cloudy - 80 F

AB	40
R	4
H	14
RBI	4
BB	7
SO	5
LOB	21



Batter	1	2	3	4	5	6	7	8	9	AB	R	H	RBI	BB	SO	LOB	TOP										
11 Jimmy Rollins, S OBP: 0.267, SLG: 0.266	G4-3		F8					G4-3		4	0	1	0	0	0	0	Philadelphia Phillies @ Washington Nationals Nationals Park, Washington, DC Sat May 05 2012, 1:07 PM - 3:34 PM EDT Att: 39,496 - Cloudy - 81 F										
27 Placido Polanco, R OBP: 0.285, SLG: 0.283	F9		K					F8		4	0	0	0	0	1	1											
8 Shane Victorino, S OBP: 0.289, SLG: 0.404	K							F7		4	1	1	0	0	2	0											
3 Hunter Pence, R OBP: 0.304, SLG: 0.435										4	0	2	0	0	0	1											
51 Carlos Ruiz, R OBP: 0.352, SLG: 0.588	G5-3									3	0	0	1	0	0	2											
24 Ty Wigginton, R OBP: 0.380, SLG: 0.408	K									3	0	0	0	1	2	2											
15 John Mayberry Jr., R OBP: 0.291, SLG: 0.299	E5									3	0	0	0	0	0	2											
13 Freddy Galvis, S OBP: 0.218, SLG: 0.298	P6									3	0	1	0	0	0	2											
49 Vance Worley, R										2	0	0	0	0	1	0											
31 Erik Kratz, R 55 Joe Savery, L 52 Jose Contreras, R										1	0	0	0	0	1	1											
Inning Stats	R: 0 E: 0 K: 1 S: 6	H: 0 LOB: 0 BB: 0 P: 11	R: 0 E: 1 K: 1 S: 17	H: 1 LOB: 2 BB: 0 P: 21	R: 0 E: 0 K: 1 S: 10	H: 0 LOB: 0 BB: 0 P: 15	R: 1 E: 0 K: 0 S: 12	H: 1 LOB: 1 BB: 1 P: 18	R: 0 E: 0 K: 1 S: 8	H: 0 LOB: 0 BB: 0 P: 12	R: 0 E: 0 K: 2 S: 14	H: 1 LOB: 1 BB: 0 P: 19	R: 0 E: 0 K: 0 S: 7	H: 0 LOB: 0 BB: 0 P: 10	R: 0 E: 0 K: 0 S: 6	H: 1 LOB: 0 BB: 0 P: 9	1B: 1 2B: 4 3B: 0 HR: 0	SF: 1 SAC: 0 DP: 1 HBP: 0	WP: 0 PB: 0 SB: 0 CS: 0	PA: 33							
PITCHER	IP	WLS	BF	H	R	ER	SO	BB	IBB	HBP	BLK	WP	HR	S	P	ERA	WHIP										
47 Gio González, L ERA: 1.72	7.0	W	27	4	1	1	7	1	0	0	0	0	0	77	107	1.29	0.714										
52 Ryan Mattheus, R ERA: 2.57	2.0		6	1	0	0	0	0	0	0	0	0	0	13	19	0.00	0.500										

Batter	1	2	3	4	5	6	7	8	9	AB	R	H	RBI	BB	SO	LOB	BOTTOM										
20 Ian Desmond, R OBP: 0.316, SLG: 0.426	G3		K					K		5	1	1	1	0	2	2	Philadelphia Phillies @ Washington Nationals Nationals Park, Washington, DC Sat May 05 2012, 1:07 PM - 3:34 PM EDT Att: 39,496 - Cloudy - 81 F										
1 Steve Lombardozzi, S OBP: 0.410, SLG: 0.399										4	1	3	0	1	0	0											
34 Bryce Harper, L OBP: 0.379, SLG: 0.435										4	0	0	0	1	0	5											
28 Jayson Werth, R OBP: 0.369, SLG: 0.438										4	2	2	3	0	1	2											
18 Chad Tracy, L OBP: 0.316, SLG: 0.471 52 Ryan Mattheus, R										4	2	3	2	0	0	2											
										0	0	0	0	0	0	0											
8 Danny Espinosa, S OBP: 0.294, SLG: 0.253										4	0	1	0	0	1	1											
24 Rick Ankiel, L OBP: 0.333, SLG: 0.473										4	0	3	1	0	0	0											
3 Wilson Ramos, R OBP: 0.338, SLG: 0.328										4	0	0	0	0	1	3											
47 Gio González, R ERA: 2.84 57 Tyler Moore, R ERA: 4.7										3	1	1	0	0	1	1											
Inning Stats	R: 0 E: 0 K: 1 S: 9	H: 1 LOB: 2 BB: 1 P: 17	R: 0 E: 0 K: 1 S: 9	H: 1 LOB: 0 BB: 0 P: 17	R: 0 E: 0 K: 1 S: 6	H: 1 LOB: 0 BB: 0 P: 7	R: 0 E: 0 K: 1 S: 12	H: 2 LOB: 2 BB: 0 P: 13	R: 4 E: 0 K: 0 S: 22	H: 5 LOB: 2 BB: 1 P: 33	R: 1 E: 0 K: 0 S: 10	H: 1 LOB: 0 BB: 0 P: 12	R: 2 E: 0 K: 0 S: 12	H: 2 LOB: 0 BB: 0 P: 19	R: 0 E: 0 K: 2 S: 16	H: 2 LOB: 2 BB: 0 P: 22	1B: 8 2B: 5 3B: 0 HR: 3	SF: 0 SAC: 0 DP: 1 HBP: 0	WP: 0 PB: 0 SB: 0 CS: 0	PA: 39							
PITCHER	IP	WLS	BF	H	R	ER	SO	BB	IBB	HBP	BLK	WP	HR	S	P	ERA	WHIP										
49 Vance Worley, R ERA: 2.84	6.0	L	29	11	5	5	4	2	0	0	0	0	0	68	99	7.50	2.167										
55 Joe Savery, L ERA: 4.7	1.0		5	2	2	2	0	0	0	0	0	0	1	12	19	18.00	2.000										
52 Jose Contreras, R ERA: 9.53	1.0		5	2	0	0	2	0	0	0	0	0	0	16	22	0.00	2.000										

Batter	1	2	3	4	5	6	7	8	9	AB	R	H	RBI	BB	SO	LOB	TOP		
11 Jimmy Rollins, S OBP: 0.273, SLG: 0.259	G4-3		G3	F8			BB		BB	3	1	0	0	2	0	4	Philadelphia Phillies @ Washington Nationals Nationals Park, Washington, DC Sun May 06 2012, 8:07 PM - 11:01 PM EDT Att: 33,058 - Overcast - 69 F		
10 Juan Pierre, L OBP: 0.388, SLG: 0.359	B1-3		G4-3			BB	1B		1B	4	1	2	1	1	0	2			
8 Shane Victorino, S OBP: 0.294, SLG: 0.415	G3			HR	G4-6-3		L7		3B	4	2	1	1	1	0	4			
3 Hunter Pence, R OBP: 0.308, SLG: 0.487		F8		HR	G5-3		F8		HR	5	2	2	4	0	0	3			
19 Lavnce Nix, L OBP: 0.380, SLG: 0.578 24 Ty Wigginton, R OBP: 0.360, SLG: 0.408	G4-3			HR		G1-3	K		F8	5	1	1	0	0	1	3			
51 Carlos Ruiz, R OBP: 0.344, SLG: 0.565	G5-3		G4-3			G5-3		F9	1B	5	1	1	0	0	0	1			
27 Placido Polanco, R OBP: 0.304, SLG: 0.309			G6-3					F8	2B	5	1	3	1	0	0	0			
4 Pete Orr, L OBP: 0.300, SLG: 0.414 13 Freddy Galvis, S OBP: 0.225, SLG: 0.392			G3	K		P6		F7	1B	3	0	1	0	0	1	2			
35 Cole Hamels, L OBP: 0.375, SLG: 0.357 15 John Mayberry Jr., R OBP: 0.217, SLG: 0.254 48 Brian Sanches, R							BB		K	2	0	1	0	1	0	0			
Inning Stats	R: 0 E: 0 K: 0 S: 5	H: 0 LOB: 0 BB: 0 P: 6	R: 0 E: 0 K: 0 S: 7	H: 0 LOB: 0 BB: 0 P: 15	R: 0 E: 0 K: 0 S: 7	H: 1 LOB: 2 BB: 0 P: 9	R: 3 E: 0 K: 1 S: 17	H: 4 LOB: 2 BB: 1 P: 29	R: 0 E: 0 K: 0 S: 3	H: 1 LOB: 1 BB: 0 P: 8	R: 0 E: 0 K: 1 S: 10	H: 1 LOB: 3 BB: 2 P: 22	R: 0 E: 0 K: 0 S: 4	H: 0 LOB: 0 BB: 0 P: 8	R: 6 E: 0 K: 1 S: 28	H: 6 LOB: 1 BB: 1 P: 42		1B: 9 2B: 1 3B: 1 HR: 2	SF: 0 SAC: 0 DP: 1 HBP: 1
PITCHER	IP WLS BF H R ER SO BB IBB HBP BLK WP HR S P ERA WHIP																		
27 Jordan Zimmermann, R ERA: 2.25	6.0 L 29 7 3 3 1 4 0 1 0 0 0 1 49 91 4.50 1.833																		
35 Craig Stammen, R ERA: 0.61	1.0 3 0 0 0 1 0 0 0 0 0 0 4 8 0.00 0.000																		
17 Sean Burnett, L ERA:	1.0 3 0 0 0 0 0 0 0 0 0 0 4 8 0.00 0.000																		
45 Ryan Perry, R ERA: 23.63	0.2 8 5 6 6 0 1 0 0 0 0 1 18 30 81.00 9.000																		
32 Tom Gorzelanny, L ERA: 5.54	0.1 2 1 0 0 1 0 0 0 0 0 0 10 12 0.00 3.000																		

Batter	1	2	3	4	5	6	7	8	9	AB	R	H	RBI	BB	SO	LOB	BOTTOM		
20 Ian Desmond, R OBP: 0.299, SLG: 0.442	K		K		3B			F8	1B	5	0	2	1	0	2	0	Philadelphia Phillies @ Washington Nationals Nationals Park, Washington, DC Sun May 06 2012, 8:07 PM - 11:01 PM EDT Att: 33,058 - Overcast - 69 F		
1 Steve Lombardozzi, S OBP: 0.379, SLG: 0.356	F9		G5-3		G1-3		L8		P4	5	0	0	0	0	0	3			
34 Bryce Harper, L OBP: 0.424, SLG: 0.500	HBP					B1-3				3	1	2	0	0	0	0			
28 Jayson Werth, R OBP: 0.372, SLG: 0.439 21 Xavier Nady, R OBP: 0.161, SLG: 0.166	HBP						K		G4-3	2	0	1	0	0	1	1			
18 Chad Tracy, L OBP: 0.310, SLG: 0.447	P6									2	0	1	0	0	1	1			
8 Danny Espinosa, S OBP: 0.292, SLG: 0.245	K					FC5-4		F7		4	0	1	0	0	0	1			
24 Rick Ankiel, L OBP: 0.311, SLG: 0.441	G3-1					FC5-4			BB	3	0	0	0	1	1	1			
3 Wilson Ramos, R OBP: 0.346, SLG: 0.329									BB	4	1	0	0	0	1	1			
27 Jordan Zimmermann, R ERA: 2.25 35 Craig Stammen, R ERA: 0.61 57 Tyler Moore, R OBP: 0.296, SLG: 0.266 17 Sean Burnett, L ERA: 45 Ryan Perry, R ERA: 23.63 32 Tom Gorzelanny, R OBP: 0.205, SLG: 0.159 2 Roger Bernadina, L OBP: 0.268, SLG: 0.331	F8								2B	2	0	0	0	0	0	1			
Inning Stats	R: 1 E: 0 K: 1 S: 12	H: 1 LOB: 1 BB: 0 P: 17	R: 0 E: 0 K: 1 S: 10	H: 0 LOB: 1 BB: 1 P: 15	R: 0 E: 0 K: 2 S: 13	H: 1 LOB: 0 BB: 0 P: 18	R: 0 E: 0 K: 1 S: 12	H: 0 LOB: 0 BB: 0 P: 17	R: 0 E: 0 K: 1 S: 9	H: 1 LOB: 1 BB: 0 P: 13	R: 0 E: 0 K: 1 S: 8	H: 1 LOB: 1 BB: 0 P: 11	R: 0 E: 0 K: 0 S: 7	H: 1 LOB: 1 BB: 0 P: 10	R: 2 E: 0 K: 0 S: 21	H: 3 LOB: 2 BB: 1 P: 32		1B: 5 2B: 2 3B: 1 HR: 0	SF: 0 SAC: 0 DP: 0 HBP: 1
PITCHER	IP WLS BF H R ER SO BB IBB HBP BLK WP HR S P ERA WHIP																		
35 Cole Hamels, L ERA: 2.45	8.0 W 31 5 1 1 0 1 0 0 0 0 0 21 109 1.12 0.750																		
48 Brian Sanches, R ERA: 12.0	1.0 7 3 2 2 0 1 0 0 0 0 0 21 32 18.00 4.000																		

Batter	1	2	3	4	5	6	7	8	9	AB	R	H	RBI	BB	SO	LOB	TOP				
56 Andres Torres, S OBP: 0.406, SLG: 0.333	F7		G1-3			BB		F7		3	1	0	0	2	0	0					
9 Kirk Nieuwenhuis, L OBP: 0.370, SLG: 0.423	G4-3					1B		SH5-4		3	1	1	0	0	1	0					
5 David Wright, R OBP: 0.482, SLG: 0.549	K					2B				3	0	1	2	1	1	0					
21 Lucas Duda, L OBP: 0.324, SLG: 0.393	G4-3					K		G5-3		4	0	0	0	0	1	3					
28 Daniel Murphy, L OBP: 0.355, SLG: 0.374	1B					G4-3		P4		4	0	1	0	0	1	0					
29 Ika Davis, L OBP: 0.236, SLG: 0.276	K					K2-3		1B		3	1	1	0	1	2	1					
2 Justin Turner, R OBP: 0.263, SLG: 0.229	G4-3					K		L7		4	0	0	0	0	2	3					
30 Josh Thole, L OBP: 0.356, SLG: 0.370			G4-3			P4		1B		3	0	1	0	0	0	0					
4 Mike Nickeas, R OBP: 0.333, SLG: 0.286						1B		1 HR		1	1	1	0	0	0	0					
49 Jonathon Niese, L OBP: 0.250, SLG: 0.100						P6		HR		1	0	0	0	0	0	0					
23 Mike Espino, L OBP: 0.296, SLG: 0.426						P4				0	0	0	0	0	0	0					
46 Manny Acosta, R OBP: 0.285, SLG: 0.343										0	0	0	0	0	0	0					
12 Scott Hairston, R OBP: 0.245, SLG: 0.271										0	0	0	0	0	0	0					
39 Bobby Parnell, R OBP: 0.245, SLG: 0.271										0	0	0	0	0	0	0					
40 Tim Byrdak, L OBP: 0.245, SLG: 0.271										0	0	0	0	0	0	0					
1 Jordany Valdespin, L OBP: 0.245, SLG: 0.271										0	0	0	0	0	0	0					
48 Frank Francisco, R OBP: 0.245, SLG: 0.271										0	0	0	0	0	0	0					
Inning Stats	R: 0 H: 0 E: 0 K: 1 S: 7	H: 0 LOB: 0 BB: 0 P: 13	R: 0 H: 1 E: 0 K: 1 S: 10	H: 1 LOB: 1 BB: 0 P: 14	R: 0 H: 0 E: 0 K: 1 S: 8	H: 0 LOB: 0 BB: 0 P: 12	R: 0 H: 0 E: 0 K: 1 S: 7	H: 0 LOB: 0 BB: 0 P: 10	R: 0 H: 0 E: 0 K: 2 S: 11	H: 0 LOB: 0 BB: 0 P: 15	R: 2 H: 2 E: 0 K: 1 S: 15	H: 2 LOB: 1 BB: 1 P: 27	R: 0 H: 2 E: 0 K: 0 S: 10	H: 2 LOB: 2 BB: 0 P: 16	R: 0 H: 0 E: 0 K: 0 S: 11	H: 0 LOB: 1 BB: 2 P: 22	R: 3 H: 2 E: 0 K: 2 S: 22	H: 2 LOB: 0 BB: 1 P: 30	1B: 4 2B: 2 HR: 1	SF: 0 SAC: 1 DP: 1 HBP: 0	WP: 0 PA: 37 PB: 0 SB: 1 CS: 0
PITCHER	IP WLS BF H R ER SO BB IBB HBP BLK WP HR S P ERA WHIP	IP WLS BF H R ER SO BB IBB HBP BLK WP HR S P ERA WHIP	IP WLS BF H R ER SO BB IBB HBP BLK WP HR S P ERA WHIP	IP WLS BF H R ER SO BB IBB HBP BLK WP HR S P ERA WHIP	IP WLS BF H R ER SO BB IBB HBP BLK WP HR S P ERA WHIP	IP WLS BF H R ER SO BB IBB HBP BLK WP HR S P ERA WHIP	IP WLS BF H R ER SO BB IBB HBP BLK WP HR S P ERA WHIP	IP WLS BF H R ER SO BB IBB HBP BLK WP HR S P ERA WHIP	IP WLS BF H R ER SO BB IBB HBP BLK WP HR S P ERA WHIP	IP WLS BF H R ER SO BB IBB HBP BLK WP HR S P ERA WHIP	IP WLS BF H R ER SO BB IBB HBP BLK WP HR S P ERA WHIP	IP WLS BF H R ER SO BB IBB HBP BLK WP HR S P ERA WHIP	IP WLS BF H R ER SO BB IBB HBP BLK WP HR S P ERA WHIP	IP WLS BF H R ER SO BB IBB HBP BLK WP HR S P ERA WHIP	IP WLS BF H R ER SO BB IBB HBP BLK WP HR S P ERA WHIP	IP WLS BF H R ER SO BB IBB HBP BLK WP HR S P ERA WHIP	IP WLS BF H R ER SO BB IBB HBP BLK WP HR S P ERA WHIP	IP WLS BF H R ER SO BB IBB HBP BLK WP HR S P ERA WHIP	IP WLS BF H R ER SO BB IBB HBP BLK WP HR S P ERA WHIP	IP WLS BF H R ER SO BB IBB HBP BLK WP HR S P ERA WHIP	IP WLS BF H R ER SO BB IBB HBP BLK WP HR S P ERA WHIP

New York Mets @ Philadelphia Phillies
Citizens Bank Park, Philadelphia, PA
Mon May 07 2012, 7:09 PM - 10:10 PM EDT
Att: 44,365 - Cloudy - 61 F


AB 32
R 5
H 7
RBI 5
BB 4
SO 9
LOB 9



Batter	1	2	3	4	5	6	7	8	9	AB	R	H	RBI	BB	SO	LOB	BOTTOM				
11 Jimmy Rollins, S OBP: 0.278, SLG: 0.274	E8		K2-3			G6-3		1B		5	1	2	0	0	1	1					
15 John Mayberry Jr., R OBP: 0.215, SLG: 0.254	SF8					G5-3		F9		4	0	1	1	0	1	2					
8 Shane Victorino, S OBP: 0.305, SLG: 0.418	1B					P5		G4-6-3		4	0	2	0	1	0	1					
3 Hunter Pence, R OBP: 0.306, SLG: 0.474	FC5-4					FC4		G4-6-3		3	0	0	0	1	0	5					
24 Ty Wigginton, R OBP: 0.356, SLG: 0.400	K					G4-3				4	0	1	0	0	2	4					
51 Carlos Ruiz, R OBP: 0.361, SLG: 0.563						BB		1B		2	1	1	0	2	0	0					
27 Placido Polanco, R OBP: 0.305, SLG: 0.320						F8		SH2-4		3	0	1	1	0	1	1					
13 Freddy Galvis, S OBP: 0.215, SLG: 0.289						K		FC1-2		4	0	0	0	0	1	4					
34 Roy Halladay, R OBP: 0.167, SLG: 0.167						G3		BB		2	0	0	0	0	1	2					
10 Jhonnathan Torres, L OBP: 0.278, SLG: 0.330										0	0	0	0	0	0	0					
37 Antonio Bastardo, R ERA: 5.0										0	0	0	0	0	0	0					
19 Laynce Nix, L OBP: 0.286, SLG: 0.578										0	0	0	0	0	0	0					
31 Erik Kratz, R OBP: 0.245, SLG: 0.271										0	0	0	0	0	1	2					
58 Jonathan Papelbon, R ERA: 5.54										0	0	0	0	0	0	0					
Inning Stats	R: 1 H: 2 E: 1 K: 1 S: 16	H: 2 LOB: 1 BB: 0 P: 25	R: 1 H: 1 E: 0 K: 2 S: 11	H: 1 LOB: 1 BB: 1 P: 24	R: 0 H: 0 E: 0 K: 0 S: 8	H: 0 LOB: 1 BB: 1 P: 15	R: 0 H: 0 E: 0 K: 1 S: 8	H: 0 LOB: 1 BB: 1 P: 16	R: 0 H: 0 E: 0 K: 1 S: 14	H: 1 LOB: 2 BB: 1 P: 21	R: 0 H: 0 E: 0 K: 1 S: 9	H: 0 LOB: 0 BB: 0 P: 15	R: 0 H: 2 E: 0 K: 0 S: 8	H: 2 LOB: 2 BB: 1 P: 15	R: 0 H: 2 E: 0 K: 1 S: 10	H: 2 LOB: 0 BB: 0 P: 17	R: 0 H: 0 E: 0 K: 1 S: 5	H: 0 LOB: 0 BB: 0 P: 5	1B: 6 2B: 3 HR: 0	SF: 1 SAC: 1 DP: 1 HBP: 0	WP: 0 PA: 39 PB: 0 SB: 0 CS: 0
PITCHER	IP WLS BF H R ER SO BB IBB HBP BLK WP HR S P ERA WHIP	IP WLS BF H R ER SO BB IBB HBP BLK WP HR S P ERA WHIP	IP WLS BF H R ER SO BB IBB HBP BLK WP HR S P ERA WHIP	IP WLS BF H R ER SO BB IBB HBP BLK WP HR S P ERA WHIP	IP WLS BF H R ER SO BB IBB HBP BLK WP HR S P ERA WHIP	IP WLS BF H R ER SO BB IBB HBP BLK WP HR S P ERA WHIP	IP WLS BF H R ER SO BB IBB HBP BLK WP HR S P ERA WHIP	IP WLS BF H R ER SO BB IBB HBP BLK WP HR S P ERA WHIP	IP WLS BF H R ER SO BB IBB HBP BLK WP HR S P ERA WHIP	IP WLS BF H R ER SO BB IBB HBP BLK WP HR S P ERA WHIP	IP WLS BF H R ER SO BB IBB HBP BLK WP HR S P ERA WHIP	IP WLS BF H R ER SO BB IBB HBP BLK WP HR S P ERA WHIP	IP WLS BF H R ER SO BB IBB HBP BLK WP HR S P ERA WHIP	IP WLS BF H R ER SO BB IBB HBP BLK WP HR S P ERA WHIP	IP WLS BF H R ER SO BB IBB HBP BLK WP HR S P ERA WHIP	IP WLS BF H R ER SO BB IBB HBP BLK WP HR S P ERA WHIP	IP WLS BF H R ER SO BB IBB HBP BLK WP HR S P ERA WHIP	IP WLS BF H R ER SO BB IBB HBP BLK WP HR S P ERA WHIP	IP WLS BF H R ER SO BB IBB HBP BLK WP HR S P ERA WHIP	IP WLS BF H R ER SO BB IBB HBP BLK WP HR S P ERA WHIP	IP WLS BF H R ER SO BB IBB HBP BLK WP HR S P ERA WHIP

New York Mets @ Philadelphia Phillies
Citizens Bank Park, Philadelphia, PA
Mon May 07 2012, 7:09 PM - 10:10 PM EDT
Att: 44,365 - Cloudy - 61 F

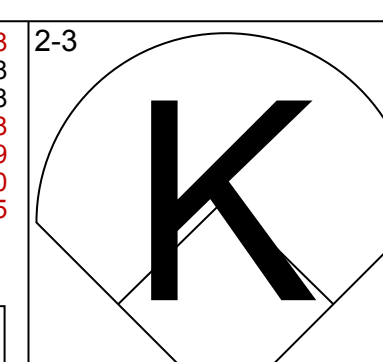
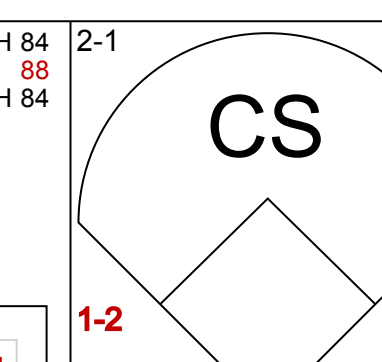
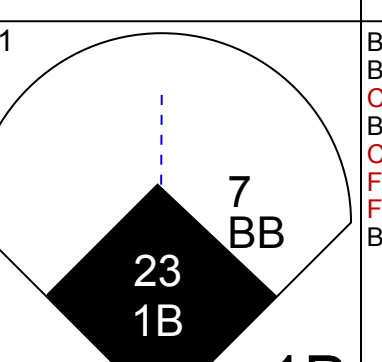
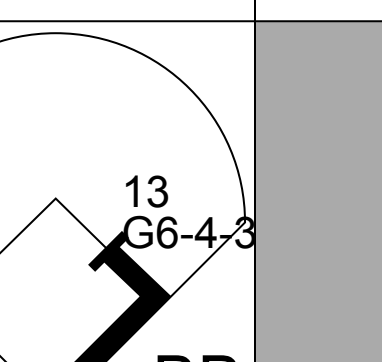
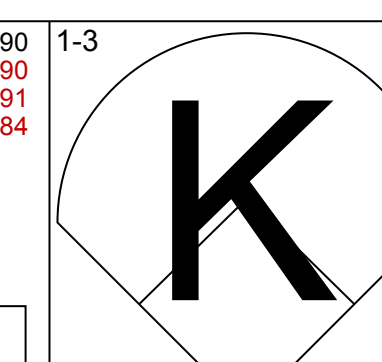
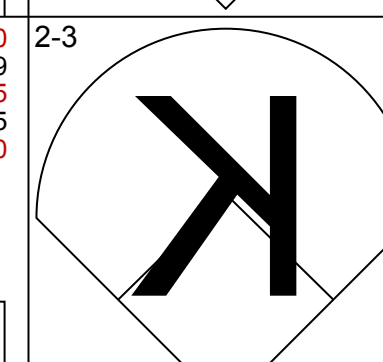
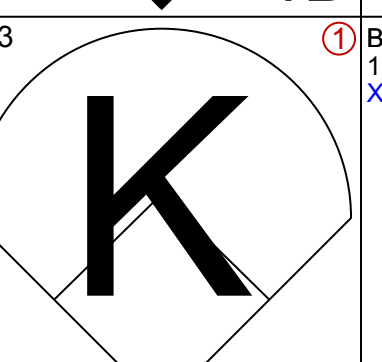
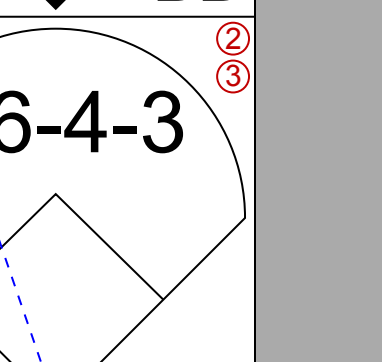
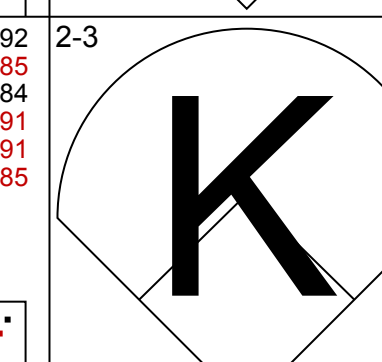
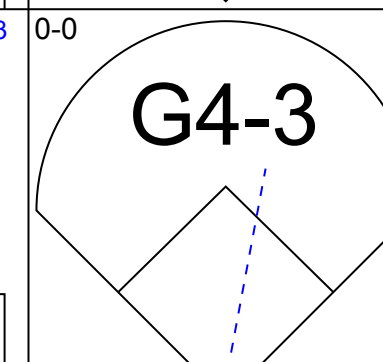
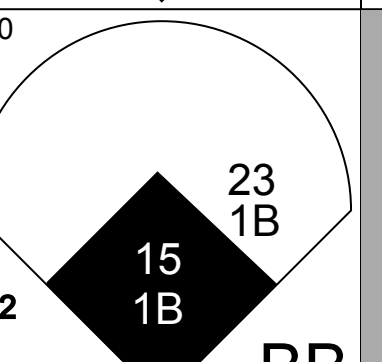
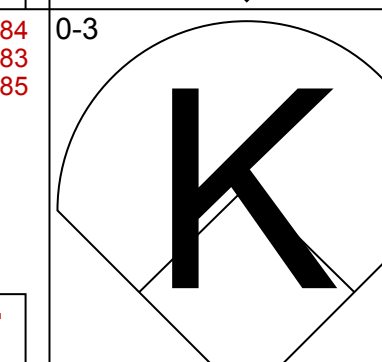

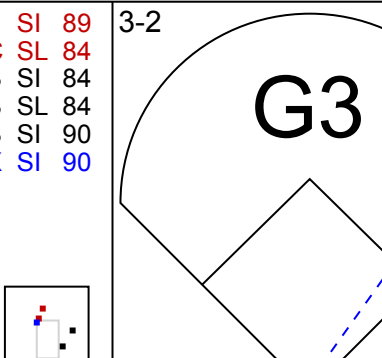


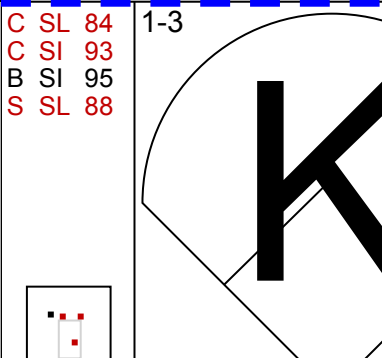


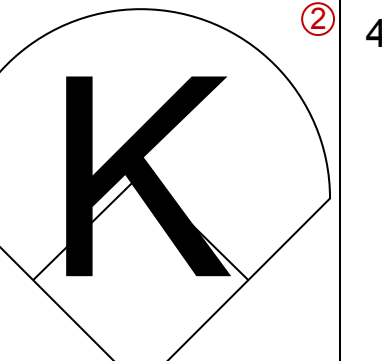

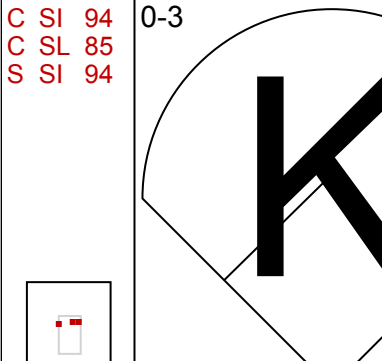

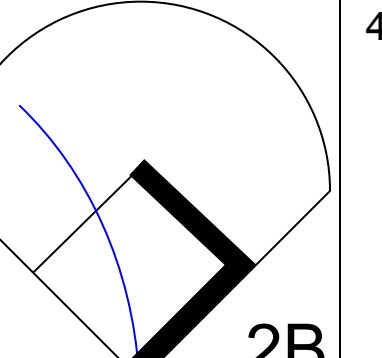

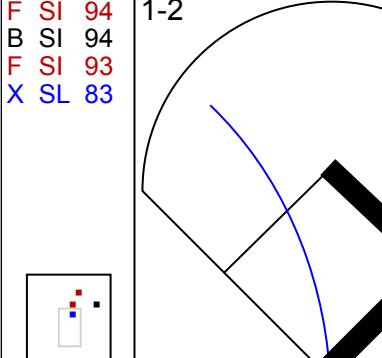

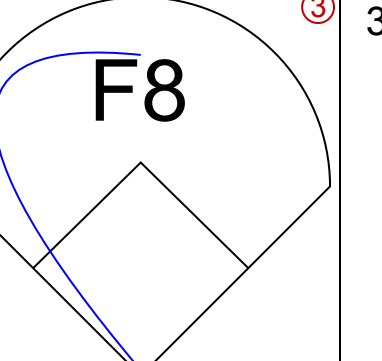

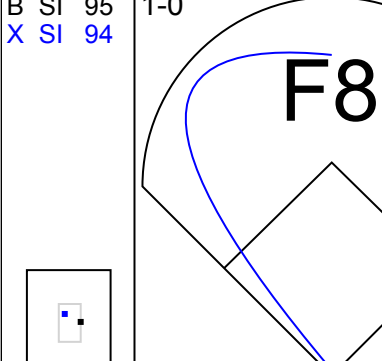

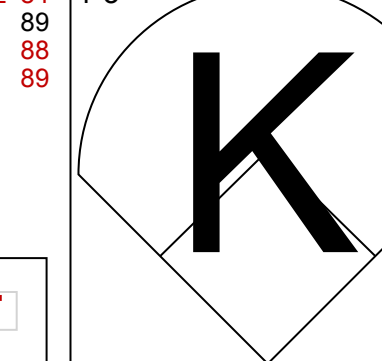

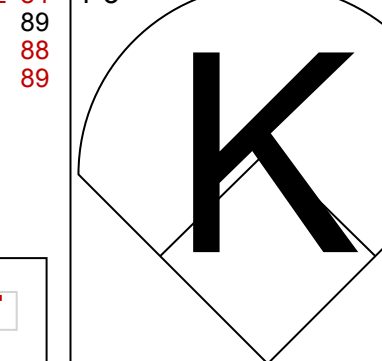

AB 32
R 2
H 8
RBI 2
BB 5
SO 8
LOB 22



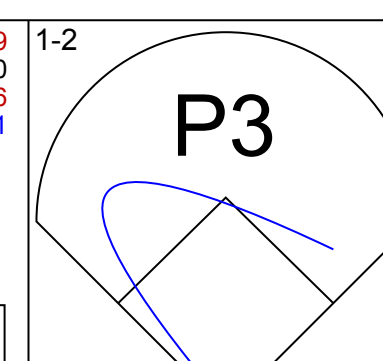
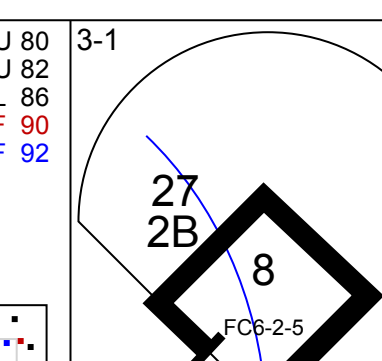
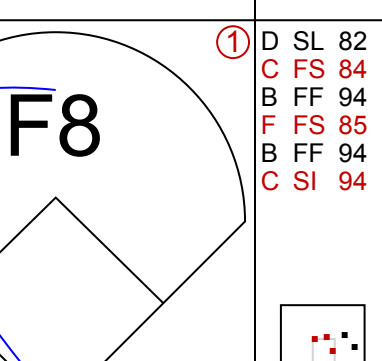
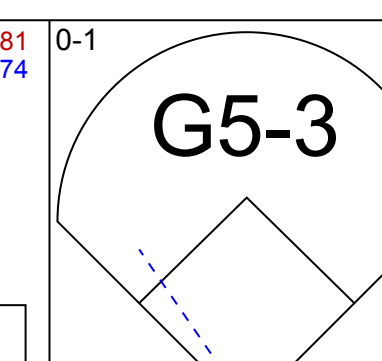

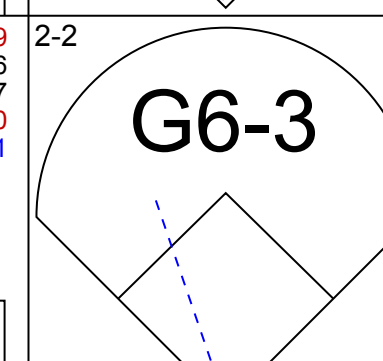
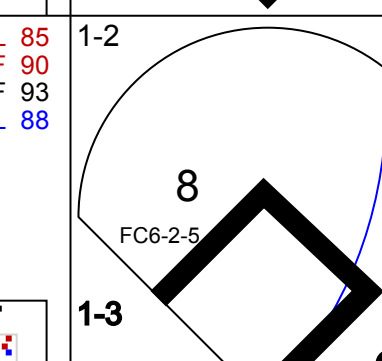
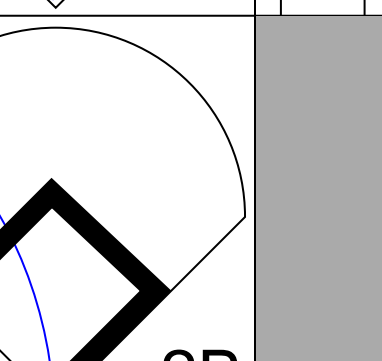

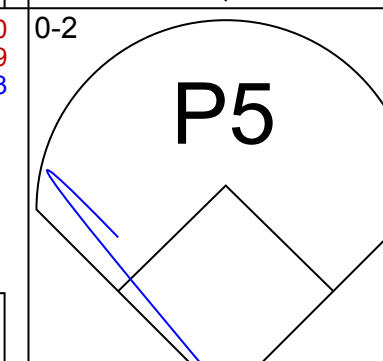
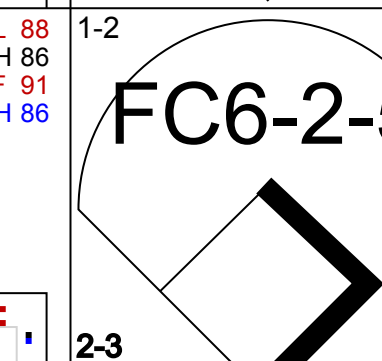
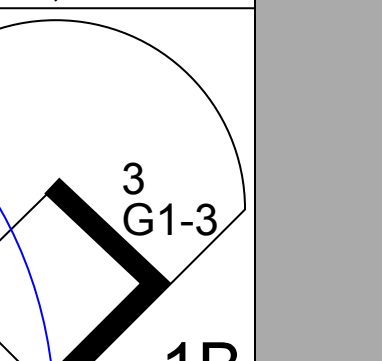


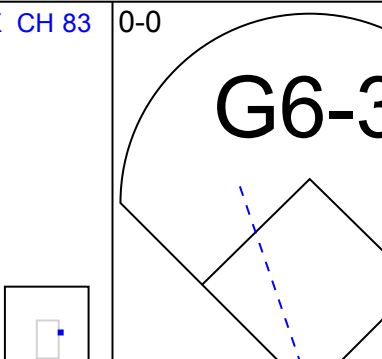
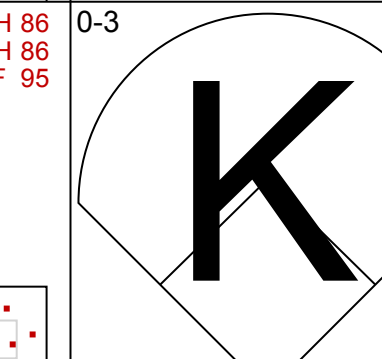
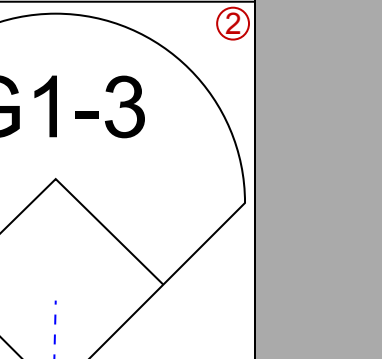



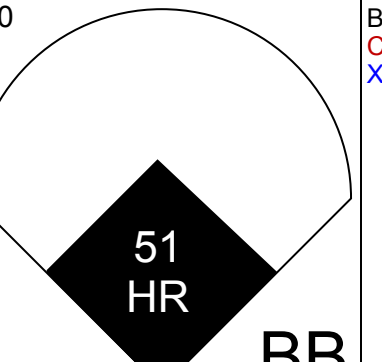
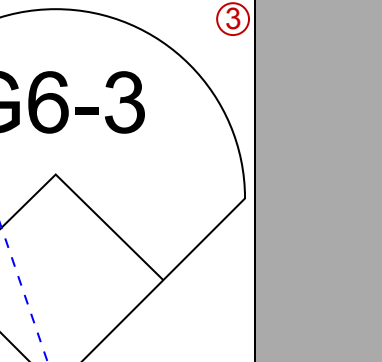



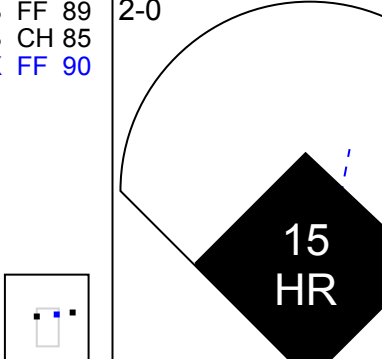
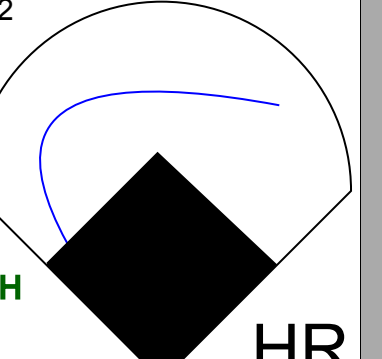



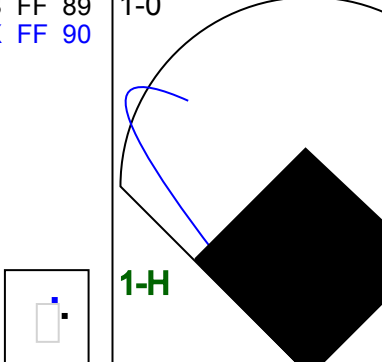

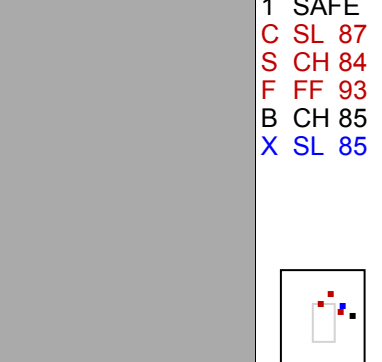




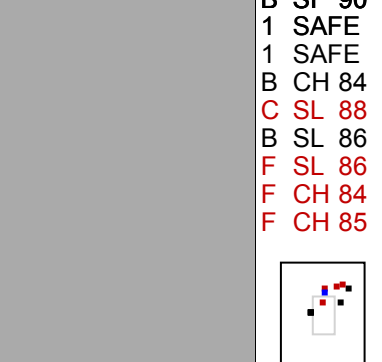
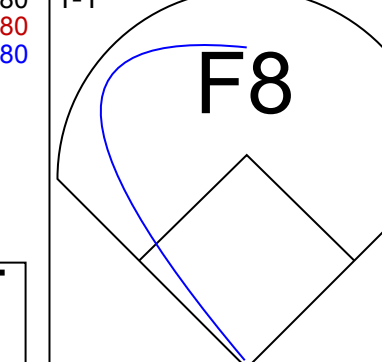
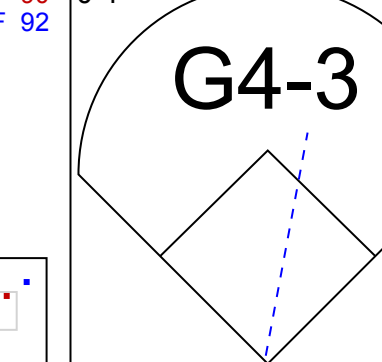
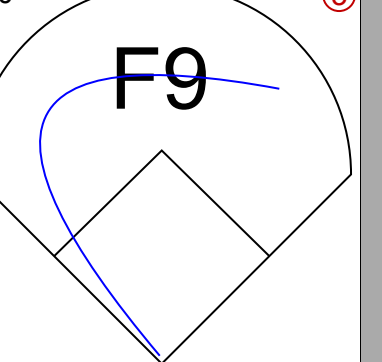
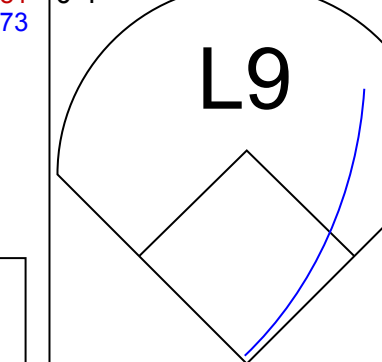
Batter	1	2	3	4	5	6	7	8	9	AB	R	H	RBI	BB	SO	LOB	TOP			
56 Andres Torres, S OBP: 0.405, SLG: 0.344										5	2	2	0	0	1	1	New York Mets @ Philadelphia Phillies Citizens Bank Park, Philadelphia, PA Tue May 08 2012, 7:06 PM - 10:24 PM EDT Att: 43,821 - Overcast - 66 F livebaseballscorecards.com			
9 Kirk Nieuwenhuis, L OBP: 0.391, SLG: 0.440										3	2	2	2	1	1	1				
5 David Wright, R OBP: 0.479, SLG: 0.552										5	1	2	1	0	1	3				
21 Lucas Duda, L OBP: 0.336, SLG: 0.398										4	0	2	2	1	2	2				
60 Jon Rauch, R										0	0	0	0	0	0	0				
28 Daniel Murphy, L OBP: 0.349, SLG: 0.367										5	0	1	1	0	0	3				
29 Ike Davis, L OBP: 0.227, SLG: 0.265										4	0	0	0	0	1	3				
1 Jordany Valdespin, L OBP: 0.162, SLG: 0.400										3	1	0	0	1	0	3				
4 Mike Nickeas, R OBP: 0.321, SLG: 0.250										3	0	0	0	0	1	2				
47 Miguel Batista, R 46 Manny Acosta, R 12 Scott Hairston, R 52 Ramon E Ramirez, R 40 Tim Byrdak, L 23 Mike Baxter, L OBP: 0.407, SLG: 0.435										1	0	0	0	0	1	0				
Inning Stats	R: 0 E: 0 K: 2 S: 10	H: 0 LOB: 1 BB: 1 P: 20	R: 0 E: 0 K: 0 S: 4	H: 0 LOB: 0 BB: 0 P: 5	R: 0 E: 0 K: 1 S: 8	H: 0 LOB: 0 BB: 0 P: 12	R: 1 E: 0 K: 0 S: 10	H: 2 LOB: 2 BB: 1 P: 19	R: 0 E: 0 K: 2 S: 9	H: 1 LOB: 1 BB: 0 P: 15	R: 4 E: 1 K: 1 S: 20	H: 4 LOB: 1 BB: 1 P: 34	R: 0 E: 1 K: 0 S: 7	H: 0 LOB: 0 BB: 0 P: 14	R: 2 E: 0 K: 1 S: 14	H: 2 LOB: 1 BB: 1 P: 25	1B: 7 2B: 2 3B: 0 HR: 0	SF: 1 SAC: 1 DP: 0 HBP: 1	WP: 0 PB: 0 SB: 0 CS: 1	PA: 41
PITCHER	IP: 6.2 WLS: 0 BF: 29 ERA: 3.24	WLS: 1 BF: 1 ERA: 3.48	H: 5 R: 4 ER: 4 SO: 7	H: 4 R: 0 ER: 0 SO: 0	H: 4 R: 0 ER: 0 SO: 0	H: 4 R: 0 ER: 0 SO: 0	H: 4 R: 0 ER: 0 SO: 0	H: 4 R: 0 ER: 0 SO: 0	H: 4 R: 0 ER: 0 SO: 0	H: 4 R: 0 ER: 0 SO: 0	H: 4 R: 0 ER: 0 SO: 0	H: 4 R: 0 ER: 0 SO: 0	H: 4 R: 0 ER: 0 SO: 0	H: 4 R: 0 ER: 0 SO: 0	H: 4 R: 0 ER: 0 SO: 0	H: 4 R: 0 ER: 0 SO: 0	WP: 0 HR: 0 S: 5 P: 8	ERA: 0.00 WHIP: 3.000		

Batter	1	2	3	4	5	6	7	8	9	AB	R	H	RBI	BB	SO	LOB	BOTTOM			
11 Jimmy Rollins, S OBP: 0.275, SLG: 0.264										4	0	0	0	1	1	3	New York Mets @ Philadelphia Phillies Citizens Bank Park, Philadelphia, PA Tue May 08 2012, 7:06 PM - 10:24 PM EDT Att: 43,821 - Overcast - 66 F livebaseballscorecards.com			
10 Juan Pierre, L OBP: 0.396, SLG: 0.361										5	1	2	0	0	1	2				
8 Shane Victorino, S OBP: 0.309, SLG: 0.421										4	0	1	1	1	0	2				
3 Hunter Pence, R OBP: 0.302, SLG: 0.488										5	1	1	2	0	0	4				
51 Carlos Ruiz, R OBP: 0.356, SLG: 0.560										4	0	1	0	0	0	1				
27 Placido Polanco, R OBP: 0.303, SLG: 0.317										4	0	1	0	0	0	1				
15 John Mayberry Jr., R OBP: 0.237, SLG: 0.269										4	1	2	0	0	0	1				
4 Pete Orr, L OBP: 0.324, SLG: 0.455										4	1	2	1	0	1	2				
13 Freddy Galvis, S OBP: 0.215, SLG: 0.289										0	0	0	0	0	0	0				
56 Joe Blanton, R 50 Chad Qualls, R 37 Antonio Bastardo, R 52 Jose Contreras, R 19 Laynce Nix, L 24 Ty Wigington, R 44 Michael Schwimer, R 55 Joe Savery, L										2	0	0	0	1	1	3				
Inning Stats	R: 2 E: 0 K: 0 S: 16	H: 3 LOB: 1 BB: 0 P: 23	R: 2 E: 2 K: 1 S: 12	H: 2 LOB: 2 BB: 1 P: 23	R: 0 E: 0 K: 0 S: 8	H: 1 LOB: 0 BB: 0 P: 13	R: 0 E: 0 K: 0 S: 4	H: 0 LOB: 0 BB: 1 P: 11	R: 0 E: 0 K: 1 S: 12	H: 2 LOB: 2 BB: 0 P: 22	R: 0 E: 0 K: 1 S: 7	H: 0 LOB: 1 BB: 1 P: 12	R: 0 E: 0 K: 1 S: 9	H: 1 LOB: 1 BB: 0 P: 16	R: 0 E: 0 K: 0 S: 13	H: 1 LOB: 1 BB: 0 P: 16	1B: 6 2B: 3 3B: 0 HR: 1	SF: 0 SAC: 0 DP: 1 HBP: 0	WP: 2 PB: 0 SB: 2 CS: 0	PA: 40
PITCHER	IP: 5.1 WLS: 0 BF: 26 ERA: 5.89	WLS: 2 BF: 0 ERA: 5.69	H: 8 R: 4 ER: 2 SO: 1	H: 4 R: 0 ER: 0 SO: 1	H: 4 R: 0 ER: 0 SO: 0	H: 4 R: 0 ER: 0 SO: 0	H: 4 R: 0 ER: 0 SO: 0	H: 4 R: 0 ER: 0 SO: 0	H: 4 R: 0 ER: 0 SO: 0	H: 4 R: 0 ER: 0 SO: 0	H: 4 R: 0 ER: 0 SO: 0	H: 4 R: 0 ER: 0 SO: 0	H: 4 R: 0 ER: 0 SO: 0	H: 4 R: 0 ER: 0 SO: 0	H: 4 R: 0 ER: 0 SO: 0	H: 4 R: 0 ER: 0 SO: 0	WP: 0 HR: 0 S: 10 P: 8	ERA: 0.00 WHIP: 1.875		

Batter	1	2	3	4	5	6	7	8	9	AB	R	H	RBI	BB	SO	LOB	TOP							
56 Andres Torres, S OBP: 0.429, SLG: 0.500	L9		28 2B			5 1B	FC4-6		HR	4	2	2	2	1	0	2	New York Mets @ Philadelphia Phillies Citizens Bank Park, Philadelphia, PA Wed May 09 2012, 7:07 PM - 10:03 PM EDT Att: 43,840 - Cloudy - 72 F							
28 Daniel Murphy, L OBP: 0.351, SLG: 0.376	G3					K	G6-3		1B	5	0	2	1	0	1	3								
5 David Wright, R OBP: 0.475, SLG: 0.554	G5-3		G5-3						F7	5	1	2	1	0	0	3								
12 Scott Hairston, R OBP: 0.275, SLG: 0.439	G6-3					G5-4-3			K	5	1	2	1	0	1	2								
33 Vinny Rottino, R																								
9 Kirk Nieuwenhuis, L OBP: 0.379, SLG: 0.431	K					K			L5	2	0	0	0	0	2	1								
2 Justin Turner, R OBP: 0.262, SLG: 0.256	F9					G6-4-3				4	2	1	1	0	0	2								
29 Ike Davis, L OBP: 0.237, SLG: 0.311						G6-3				4	2	2	3	0	1	0								
16 Rob Johnson, R OBP: 0.500, SLG: 0.333						K			F9	3	0	1	0	1	1	0								
35 Dillon Gee, R																								
40 Tim Lincecum, L																								
21 Lucas Duda, L																								
46 Manny Acosta, R																								
23 Mike Baxter, L																								
60 Jon Rauch, R																								
77 D.J. Carrasco, R																								
Inning Stats	R: 0 E: 0 K: 0 S: 5	H: 0 LOB: 0 BB: 0 P: 8	R: 0 E: 0 K: 1 S: 12	H: 0 LOB: 0 BB: 0 P: 16	R: 1 E: 0 K: 1 S: 13	H: 2 LOB: 2 BB: 1 P: 21	R: 0 E: 0 K: 1 S: 7	H: 1 LOB: 0 BB: 0 P: 9	R: 0 E: 0 K: 2 S: 9	H: 0 LOB: 0 BB: 0 P: 13	R: 1 E: 0 K: 1 S: 11	H: 2 LOB: 0 BB: 0 P: 17	R: 3 E: 0 K: 0 S: 14	H: 2 LOB: 1 BB: 2 P: 27	R: 4 E: 1 K: 1 S: 15	H: 3 LOB: 0 BB: 0 P: 23	R: 1 E: 0 K: 1 S: 9	H: 2 LOB: 1 BB: 0 P: 13	1B: 4 2B: 5 3B: 1 HR: 2	SF: 0 SAC: 0 DP: 3 HBP: 1	WP: 0 PB: 0 SB: 0 CS: 0	PA: 41		
PITCHER	IP WLS BF H R ER SO BB IBB HBP BLK WP HR S P ERA WHIP	IP WLS BF H R ER SO BB IBB HBP BLK WP HR S P ERA WHIP	IP WLS BF H R ER SO BB IBB HBP BLK WP HR S P ERA WHIP	IP WLS BF H R ER SO BB IBB HBP BLK WP HR S P ERA WHIP	IP WLS BF H R ER SO BB IBB HBP BLK WP HR S P ERA WHIP	IP WLS BF H R ER SO BB IBB HBP BLK WP HR S P ERA WHIP	IP WLS BF H R ER SO BB IBB HBP BLK WP HR S P ERA WHIP	IP WLS BF H R ER SO BB IBB HBP BLK WP HR S P ERA WHIP	IP WLS BF H R ER SO BB IBB HBP BLK WP HR S P ERA WHIP	IP WLS BF H R ER SO BB IBB HBP BLK WP HR S P ERA WHIP	IP WLS BF H R ER SO BB IBB HBP BLK WP HR S P ERA WHIP	IP WLS BF H R ER SO BB IBB HBP BLK WP HR S P ERA WHIP	IP WLS BF H R ER SO BB IBB HBP BLK WP HR S P ERA WHIP	IP WLS BF H R ER SO BB IBB HBP BLK WP HR S P ERA WHIP	IP WLS BF H R ER SO BB IBB HBP BLK WP HR S P ERA WHIP	IP WLS BF H R ER SO BB IBB HBP BLK WP HR S P ERA WHIP	IP WLS BF H R ER SO BB IBB HBP BLK WP HR S P ERA WHIP	IP WLS BF H R ER SO BB IBB HBP BLK WP HR S P ERA WHIP	IP WLS BF H R ER SO BB IBB HBP BLK WP HR S P ERA WHIP	IP WLS BF H R ER SO BB IBB HBP BLK WP HR S P ERA WHIP	IP WLS BF H R ER SO BB IBB HBP BLK WP HR S P ERA WHIP	IP WLS BF H R ER SO BB IBB HBP BLK WP HR S P ERA WHIP	IP WLS BF H R ER SO BB IBB HBP BLK WP HR S P ERA WHIP	IP WLS BF H R ER SO BB IBB HBP BLK WP HR S P ERA WHIP
33 Cliff Lee, L ERA: 2.17	6.0	22	5	2	2	6	1	0	0	0	0	0	0	0	57	84	3.00	1.000						
Kyle Kendrick, R ERA: 7.32	1.0	L	9	4	5	5	0	0	1	0	0	0	0	1	17	30	45.00	6.000						
52 Jose Contreras, R ERA: 8.59	1.0		5	1	2	1	1	0	0	0	0	0	0	1	12	20	9.00	1.000						
48 Brian Sanches, R ERA: 11.25	1.0		5	2	1	1	1	0	0	0	0	0	0	1	9	13	9.00	2.000						
Batter	1	2	3	4	5	6	7	8	9	AB	R	H	RBI	BB	SO	LOB	BOTTOM							
11 Jimmy Rollins, S OBP: 0.279, SLG: 0.270	G4-3	F8				G5-3	P4		10 WP	5	1	2	0	0	0	3	New York Mets @ Philadelphia Phillies Citizens Bank Park, Philadelphia, PA Wed May 09 2012, 7:07 PM - 10:03 PM EDT Att: 43,840 - Cloudy - 72 F							
10 Juan Pierre, L OBP: 0.396, SLG: 0.364	1B		K			K	G3-6-3		K	5	0	2	0	0	3	2								
8 Shane Victorino, S OBP: 0.298, SLG: 0.405	F8		B1-3			G5-3	G3-6-3		P6	5	0	0	0	0	0	4								
3 Hunter Pence, R OBP: 0.299, SLG: 0.492	F7		L4			K	K			5	0	1	1	0	2	2								
27 Placido Polanco, R OBP: 0.307, SLG: 0.321	K					G6-3			G6-3	5	2	2	0	0	1	1								
15 John Mayberry Jr., R OBP: 0.233, SLG: 0.268	G6-3					G6-3			L9	4	0	1	0	0	0	1								
23 Brian Schneider, L OBP: 0.259, SLG: 0.231						G3			G4-3	4	2	2	0	0	0	3								
13 Freddy Galvis, S OBP: 0.237, SLG: 0.340						G4-3				4	1	3	3	0	0	1								
33 Cliff Lee, L OBP: 0.275, SLG: 0.375																								
19 Lyle Overbay, L OBP: 0.327, SLG: 0.387																								
51 Carlos Ruiz, L OBP: 0.306, SLG: 0.360																								
Kyle Kendrick, R																								
52 Jose Contreras, R																								
4 Pete Orr, L																								
48 Brian Sanches, R																								
Inning Stats	R: 0 E: 0 K: 0 S: 10	H: 1 LOB: 1 BB: 0 P: 13	R: 1 E: 0 K: 1 S: 13	H: 3 LOB: 2 BB: 0 P: 23	R: 0 E: 0 K: 1 S: 8	H: 0 LOB: 0 BB: 0 P: 12	R: 1 E: 0 K: 0 S: 11	H: 2 LOB: 1 BB: 0 P: 17	R: 0 E: 0 K: 0 S: 12	H: 1 LOB: 1 BB: 0 P: 19	R: 2 E: 0 K: 0 S: 11	H: 3 LOB: 1 BB: 0 P: 23	R: 0 E: 0 K: 1 S: 7	H: 1 LOB: 0 BB: 0 P: 10	R: 1 E: 0 K: 1 S: 13	H: 2 LOB: 1 BB: 0 P: 19	R: 1 E: 0 K: 1 S: 10	H: 2 LOB: 1 BB: 0 P: 17	1B: 12 2B: 1 3B: 2 HR: 0	SF: 0 SAC: 0 DP: 1 HBP: 0	WP: 1 PB: 0 SB: 0 CS: 0	PA: 41		
PITCHER	IP WLS BF H R ER SO BB IBB HBP BLK WP HR S P ERA WHIP	IP WLS BF H R ER SO BB IBB HBP BLK WP HR S P ERA WHIP	IP WLS BF H R ER SO BB IBB HBP BLK WP HR S P ERA WHIP	IP WLS BF H R ER SO BB IBB HBP BLK WP HR S P ERA WHIP	IP WLS BF H R ER SO BB IBB HBP BLK WP HR S P ERA WHIP	IP WLS BF H R ER SO BB IBB HBP BLK WP HR S P ERA WHIP	IP WLS BF H R ER SO BB IBB HBP BLK WP HR S P ERA WHIP	IP WLS BF H R ER SO BB IBB HBP BLK WP HR S P ERA WHIP	IP WLS BF H R ER SO BB IBB HBP BLK WP HR S P ERA WHIP	IP WLS BF H R ER SO BB IBB HBP BLK WP HR S P ERA WHIP	IP WLS BF H R ER SO BB IBB HBP BLK WP HR S P ERA WHIP	IP WLS BF H R ER SO BB IBB HBP BLK WP HR S P ERA WHIP	IP WLS BF H R ER SO BB IBB HBP BLK WP HR S P ERA WHIP	IP WLS BF H R ER SO BB IBB HBP BLK WP HR S P ERA WHIP	IP WLS BF H R ER SO BB IBB HBP BLK WP HR S P ERA WHIP	IP WLS BF H R ER SO BB IBB HBP BLK WP HR S P ERA WHIP	IP WLS BF H R ER SO BB IBB HBP BLK WP HR S P ERA WHIP	IP WLS BF H R ER SO BB IBB HBP BLK WP HR S P ERA WHIP	IP WLS BF H R ER SO BB IBB HBP BLK WP HR S P ERA WHIP	IP WLS BF H R ER SO BB IBB HBP BLK WP HR S P ERA WHIP	IP WLS BF H R ER SO BB IBB HBP BLK WP HR S P ERA WHIP	IP WLS BF H R ER SO BB IBB HBP BLK WP HR S P ERA WHIP	IP WLS BF H R ER SO BB IBB HBP BLK WP HR S P ERA WHIP	IP WLS BF H R ER SO BB IBB HBP BLK WP HR S P ERA WHIP
35 Dillon Gee, R ERA: 4.78	5.2	27	10	4	4	4	0	0	0	0	0	0	0	0	63	103	6.35	1.765						
40 Tim Byrdak, L ERA: 3.72	0.1	W	1	0	0	0	0	0	0	0	0	2	4	0.00	0.000									
46 Manny Acosta, R ERA: 8.04	1.0	H	3	1	0	0	1	0	0	0	0	7	10	0.00	1.000									
60 Jon Rauch, R ERA: 3.14	1.0		5	2	1	1	1	0	0	0	0	13	19	9.00	2.000									
77 D.J. Carrasco, R ERA: 9.0	1.0		5	2	1	1	1	0	0	0	1	0	10	17	9.00	2.000								

Batter	1	2	3	4	5	6	7	8	9	AB	R	H	RBI	BB	SO	LOB	TOP			
25 Will Venable, L (1.8) OBP: 0.324, SLG: 0.351										3	1	1	0	1	2	0	San Diego Padres @ Philadelphia Phillies Citizens Bank Park, Philadelphia, PA Fri May 11 2012, 7:08 PM - 9:31 PM EDT Att: 44,056 - Partly Cloudy - 71 F			
13 Chris Denorfia, R (1.9) OBP: 0.363, SLG: 0.386										4	0	0	0	0	3	2				
7 Chase Headley, S (1.5) OBP: 0.380, SLG: 0.414									3	1	0	0	1	2	0					
23 Yonder Alonso, L (1.3) OBP: 0.366, SLG: 0.427									4	1	2	2	0	1	0					
15 Jesus Guzman, R (1.7) OBP: 0.330, SLG: 0.349									4	0	2	1	0	2	0					
4 Nick Hundley, R (1.2) OBP: 0.250, SLG: 0.309									4	0	1	0	0	1	3					
1 Orlando Hudson, S (1.4) OBP: 0.257, SLG: 0.330									3	0	1	0	1	1	4					
3 Andy Parrino, S (1.6) OBP: 0.302, SLG: 0.291									3	0	0	0	0	0	5					
33 Clayton Richard, L (1.1)									2	0	0	0	0	2	1					
58 Brad Brach, R (6.1)									0	0	0	0	0	0	0					
22 James Darnell, R (7.7PH)									1	0	0	0	0	0	1					
39 Miles Mikolas, R (7.1)									0	0	0	0	0	0	0					
44 Josh Spence, L (8.1)									0	0	0	0	0	0	0					
Inning Stats	R: 0 E: 0 K: 2 S: 9	H: 0 LOB: 0 BB: 0 P: 13	R: 0 E: 0 K: 2 S: 10	H: 0 LOB: 0 BB: 0 P: 15	R: 0 E: 0 K: 1 S: 7	H: 1 LOB: 0 BB: 0 P: 11	R: 2 E: 1 K: 2 S: 13	H: 3 LOB: 3 BB: 1 P: 22	R: 0 E: 0 K: 1 S: 8	H: 0 LOB: 0 BB: 1 P: 15	R: 1 E: 0 K: 1 S: 11	H: 2 LOB: 0 BB: 0 P: 17	R: 0 E: 0 K: 3 S: 10	H: 0 LOB: 0 BB: 0 P: 13	R: 0 E: 0 K: 2 S: 10	H: 1 LOB: 1 BB: 0 P: 13	1B: 5 2B: 1 3B: 0 HR: 1	SF: 0 SAC: 0 DP: 3 HBP: 0	WP: 0 PB: 0 SB: 0 CS: 1	PA: 35
PITCHER	IP WLS BF H R ER SO BB IBB HBP BLK WP HR S P ERA WHIP	IP WLS BF H R ER SO BB IBB HBP BLK WP HR S P ERA WHIP	IP WLS BF H R ER SO BB IBB HBP BLK WP HR S P ERA WHIP	IP WLS BF H R ER SO BB IBB HBP BLK WP HR S P ERA WHIP	IP WLS BF H R ER SO BB IBB HBP BLK WP HR S P ERA WHIP	IP WLS BF H R ER SO BB IBB HBP BLK WP HR S P ERA WHIP	IP WLS BF H R ER SO BB IBB HBP BLK WP HR S P ERA WHIP	IP WLS BF H R ER SO BB IBB HBP BLK WP HR S P ERA WHIP	IP WLS BF H R ER SO BB IBB HBP BLK WP HR S P ERA WHIP	IP WLS BF H R ER SO BB IBB HBP BLK WP HR S P ERA WHIP	IP WLS BF H R ER SO BB IBB HBP BLK WP HR S P ERA WHIP	IP WLS BF H R ER SO BB IBB HBP BLK WP HR S P ERA WHIP	IP WLS BF H R ER SO BB IBB HBP BLK WP HR S P ERA WHIP	IP WLS BF H R ER SO BB IBB HBP BLK WP HR S P ERA WHIP	IP WLS BF H R ER SO BB IBB HBP BLK WP HR S P ERA WHIP	IP WLS BF H R ER SO BB IBB HBP BLK WP HR S P ERA WHIP	IP WLS BF H R ER SO BB IBB HBP BLK WP HR S P ERA WHIP			
49 Vance Worley, R (1.1) ERA: 3.07	6.0	W	24	6	3	3	9	2	0	0	0	0	0	0	1	58	93	4.50	1.333	
37 Antonio Bastardo, L (7.1) ERA: 1.8	2.0	H	6	0	0	0	3	1	0	0	0	0	0	0	15	26	0.00	0.500		
50 Chad Qualls, R (9.1) ERA: 3.18	1.0		4	1	0	0	2	0	0	0	0	0	0	0	10	13	0.00	1.000		



Batter	1	2	3	4	5	6	7	8	9	AB	R	H	RBI	BB	SO	LOB	BOTTOM			
11 Jimmy Rollins, S (1.6) OBP: 0.277, SLG: 0.287										5	0	1	0	0	1	1	San Diego Padres @ Philadelphia Phillies Citizens Bank Park, Philadelphia, PA Fri May 11 2012, 7:08 PM - 9:31 PM EDT Att: 44,056 - Partly Cloudy - 71 F			
27 Placido Polanco, R (1.5) OBP: 0.314, SLG: 0.345									4	0	2	0	0	0	0					
8 Shane Victorino, S (1.8) OBP: 0.297, SLG: 0.400									4	0	1	0	0	0	2					
3 Hunter Pence, R (1.9) OBP: 0.297, SLG: 0.481									3	1	0	0	1	1	4					
24 Ty Wigginton, R (1.3) OBP: 0.358, SLG: 0.386									2	2	0	0	2	0	2					
51 Carlos Ruiz, R (1.2) OBP: 0.381, SLG: 0.606									3	2	3	3	1	0	0					
15 John Mayberry Jr., R (1.7) OBP: 0.247, SLG: 0.320									4	2	2	3	0	0	1					
13 Freddy Galvis, S (1.4) OBP: 0.238, SLG: 0.347									4	0	1	1	0	0	0					
49 Vance Worley, R (1.1)									2	0	0	0	0	0	0					
29 Hector Luna, R (6.7PH)									0	0	0	0	0	0	0					
23 Brian Schneider, L (6.7PH)									1	0	0	0	0	0	1					
37 Antonio Bastardo, R (7.1)									0	0	0	0	0	0	0					
10 Juan Pierre, L (8.7PH)									1	0	0	0	0	0	0					
50 Chad Qualls, R (9.1)									0	0	0	0	0	0	0					
Inning Stats	R: 0 E: 0 K: 0 S: 9	H: 0 LOB: 0 BB: 0 P: 12	R: 2 E: 0 K: 0 S: 8	H: 2 LOB: 0 BB: 0 P: 15	R: 0 E: 0 K: 1 S: 13	H: 2 LOB: 2 BB: 0 P: 18	R: 2 E: 0 K: 0 S: 13	H: 1 LOB: 0 BB: 1 P: 22	R: 0 E: 0 K: 0 S: 7	H: 2 LOB: 2 BB: 0 P: 11	R: 1 E: 0 K: 2 S: 15	H: 1 LOB: 1 BB: 1 P: 28	R: 2 E: 0 K: 0 S: 8	H: 2 LOB: 2 BB: 2 P: 17	R: 0 E: 0 K: 0 S: 6	H: 0 LOB: 0 BB: 0 P: 7	1B: 5 2B: 3 3B: 0 HR: 2	SF: 0 SAC: 0 DP: 0 HBP: 0	WP: 1 PB: 0 SB: 0 CS: 0	PA: 37
PITCHER	IP WLS BF H R ER SO BB IBB HBP BLK WP HR S P ERA WHIP	IP WLS BF H R ER SO BB IBB HBP BLK WP HR S P ERA WHIP	IP WLS BF H R ER SO BB IBB HBP BLK WP HR S P ERA WHIP	IP WLS BF H R ER SO BB IBB HBP BLK WP HR S P ERA WHIP	IP WLS BF H R ER SO BB IBB HBP BLK WP HR S P ERA WHIP	IP WLS BF H R ER SO BB IBB HBP BLK WP HR S P ERA WHIP	IP WLS BF H R ER SO BB IBB HBP BLK WP HR S P ERA WHIP	IP WLS BF H R ER SO BB IBB HBP BLK WP HR S P ERA WHIP	IP WLS BF H R ER SO BB IBB HBP BLK WP HR S P ERA WHIP	IP WLS BF H R ER SO BB IBB HBP BLK WP HR S P ERA WHIP	IP WLS BF H R ER SO BB IBB HBP BLK WP HR S P ERA WHIP	IP WLS BF H R ER SO BB IBB HBP BLK WP HR S P ERA WHIP	IP WLS BF H R ER SO BB IBB HBP BLK WP HR S P ERA WHIP	IP WLS BF H R ER SO BB IBB HBP BLK WP HR S P ERA WHIP	IP WLS BF H R ER SO BB IBB HBP BLK WP HR S P ERA WHIP	IP WLS BF H R ER SO BB IBB HBP BLK WP HR S P ERA WHIP	IP WLS BF H R ER SO BB IBB HBP BLK WP HR S P ERA WHIP			
33 Clayton Richard, L (1.1) ERA: 5.32	0.2	L	2	0	0	0	2	0	0	0	0	0	0	0	6	11	0.00	0.000		
58 Brad Brach, R (6.1)	1.0		6	2	2	2	0	2	0	0	0	0	0	1	8	17	18.00	4.000		
39 Miles Mikolas, R (7.1) ERA: 9.0	1.0		3	0	0	0	0	0	0	0	0	0	0	6	7	0.00	0.000			
44 Josh Spence, L (8.1) ERA: 4.35																				



Batter	1	2	3	4	5	6	7	8	9	AB	R	H	RBI	BB	SO	LOB	TOP						
25 Will Venable, L (1,9) OBP: 0.330, SLG: 0.366										4	0	2	1	0	1	1	San Diego Padres @ Philadelphia Phillies Citizens Bank Park, Philadelphia, PA Sat May 12 2012, 7:07 PM - 9:56 PM EDT Att: 45,542 - Partly Cloudy - 76 F						
14 Mark Kotsay, L (1,7) OBP: 0.351, SLG: 0.441										1	0	0	0	0	0	0							
22 James Darnell, R (2,7) OBP: 0.250, SLG: 0.250										3	0	1	0	0	0	2							
34 Andrew Cashner, R (8,1)										0	0	0	0	0	0	0							
55 Dale Thayer, R (9,1)										0	0	0	0	0	0	0							
7 Chase Headley, S (1,5) OBP: 0.377, SLG: 0.493										3	0	0	0	1	2	2							
23 Yonder Alonso, L (1,3) OBP: 0.370, SLG: 0.425										3	0	1	0	1	1	1							
1 Orlando Hudson, S (1,4) OBP: 0.248, SLG: 0.318										4	0	0	0	0	4	3							
24 Cameron Maybin, R (1,8) OBP: 0.328, SLG: 0.336										4	1	1	0	0	0	3							
21 John Baker, L (1,2)										4	0	2	0	0	0	0							
8 Jason Bartlett, R (1,6) OBP: 0.244, SLG: 0.205										4	1	1	0	0	1	4							
37 Edinson Volquez, R (1,1) OBP: 0.133, SLG: 0.071										2	0	0	0	0	2	1							
15 Jesus Guzman, R (7,PH) OBP: 0.326, SLG: 0.349										0	0	0	1	0	0	0							
57 Luke Gregerson, L (7,1)										0	0	0	0	0	0	0							
13 Chris Denorfia, R (8,7) OBP: 0.358, SLG: 0.380										1	0	0	0	0	0	0							
Inning Stats	R: 0 E: 0 K: 2 S: 7	H: 0 LOB: 1 BB: 1 P: 13	R: 0 E: 0 K: 1 S: 6	H: 0 LOB: 0 BB: 0 P: 9	R: 1 E: 0 K: 2 S: 12	H: 2 LOB: 1 BB: 0 P: 16	R: 0 E: 0 K: 1 S: 13	H: 2 LOB: 2 BB: 0 P: 19	R: 0 E: 0 K: 1 S: 10	H: 1 LOB: 0 BB: 0 P: 17	R: 0 E: 0 K: 2 S: 8	H: 0 LOB: 0 BB: 0 P: 14	R: 1 E: 1 K: 1 S: 9	H: 2 LOB: 1 BB: 0 P: 16	R: 0 E: 1 K: 1 S: 11	H: 1 LOB: 2 BB: 1 P: 22	R: 0 E: 0 K: 0 S: 6	H: 0 LOB: 0 BB: 0 P: 8	1B: 5 2B: 3 3B: 0 HR: 0	SF: 1 SAC: 0 DP: 1 HBP: 0	WP: 0 PB: 0 SB: 1 CS: 0	PA: 36	
PITCHER	IP WLS BF H R ER SO BB IBB HBP BLK WP HR S P ERA WHIP	IP WLS BF H R ER SO BB IBB HBP BLK WP HR S P ERA WHIP	IP WLS BF H R ER SO BB IBB HBP BLK WP HR S P ERA WHIP	IP WLS BF H R ER SO BB IBB HBP BLK WP HR S P ERA WHIP	IP WLS BF H R ER SO BB IBB HBP BLK WP HR S P ERA WHIP	IP WLS BF H R ER SO BB IBB HBP BLK WP HR S P ERA WHIP	IP WLS BF H R ER SO BB IBB HBP BLK WP HR S P ERA WHIP	IP WLS BF H R ER SO BB IBB HBP BLK WP HR S P ERA WHIP	IP WLS BF H R ER SO BB IBB HBP BLK WP HR S P ERA WHIP	IP WLS BF H R ER SO BB IBB HBP BLK WP HR S P ERA WHIP	IP WLS BF H R ER SO BB IBB HBP BLK WP HR S P ERA WHIP	IP WLS BF H R ER SO BB IBB HBP BLK WP HR S P ERA WHIP	IP WLS BF H R ER SO BB IBB HBP BLK WP HR S P ERA WHIP	IP WLS BF H R ER SO BB IBB HBP BLK WP HR S P ERA WHIP	IP WLS BF H R ER SO BB IBB HBP BLK WP HR S P ERA WHIP	IP WLS BF H R ER SO BB IBB HBP BLK WP HR S P ERA WHIP	IP WLS BF H R ER SO BB IBB HBP BLK WP HR S P ERA WHIP	IP WLS BF H R ER SO BB IBB HBP BLK WP HR S P ERA WHIP	IP WLS BF H R ER SO BB IBB HBP BLK WP HR S P ERA WHIP	IP WLS BF H R ER SO BB IBB HBP BLK WP HR S P ERA WHIP	IP WLS BF H R ER SO BB IBB HBP BLK WP HR S P ERA WHIP	IP WLS BF H R ER SO BB IBB HBP BLK WP HR S P ERA WHIP	IP WLS BF H R ER SO BB IBB HBP BLK WP HR S P ERA WHIP

AB 33
R 2
H 8
RBI 2
BB 2
SO 11
LOB 17



Batter	1	2	3	4	5	6	7	8	9	AB	R	H	RBI	BB	SO	LOB	BOTTOM						
11 Jimmy Rollins, S (1,6) OBP: 0.276, SLG: 0.267										4	0	1	0	0	1	1	San Diego Padres @ Philadelphia Phillies Citizens Bank Park, Philadelphia, PA Sat May 12 2012, 7:07 PM - 9:56 PM EDT Att: 45,542 - Partly Cloudy - 76 F						
27 Placido Polanco, R (1,5) OBP: 0.311, SLG: 0.342										4	0	1	0	0	0	2							
8 Shane Victorino, S (1,8) OBP: 0.313, SLG: 0.417										4	0	3	0	1	1	1							
3 Hunter Pence, R (1,9) OBP: 0.301, SLG: 0.470										3	0	0	0	2	2	5							
24 Ty Wigginton, R (1,3) OBP: 0.343, SLG: 0.368										4	0	0	0	0	1	9							
51 Carlos Ruiz, R (1,2) OBP: 0.367, SLG: 0.582										4	0	0	0	0	1	0							
15 John Mayberry Jr., R (1,7) OBP: 0.299, SLG: 0.333										3	1	1	0	1	1	0							
13 Freddy Galvis, S (1,4) OBP: 0.238, SLG: 0.353										4	0	1	1	0	0	1							
34 Roy Halladay, R (1,1) OBP: 0.150, SLG: 0.150										2	0	0	0	0	1	1							
10 Juan Pierre, L (7,PH) OBP: 0.358, SLG: 0.367										1	0	1	0	0	0	0							
50 Chad Qualls, R (8,1)										0	0	0	0	0	0	0							
4 Pete Orr, L (8,PH) OBP: 0.306, SLG: 0.429										1	0	0	0	0	1	1							
58 Jonathan Papelbon, R (9,1)										0	0	0	0	0	0	0							
Inning Stats	R: 0 E: 0 K: 0 S: 10	H: 1 LOB: 2 BB: 1 P: 19	R: 1 E: 0 K: 1 S: 13	H: 2 LOB: 1 BB: 0 P: 20	R: 0 E: 0 K: 1 S: 7	H: 1 LOB: 1 BB: 0 P: 13	R: 0 E: 0 K: 1 S: 7	H: 0 LOB: 0 BB: 0 P: 10	R: 0 E: 0 K: 0 S: 7	H: 0 LOB: 0 BB: 0 P: 10	R: 0 E: 1 K: 0 S: 7	H: 1 LOB: 3 BB: 1 P: 14	R: 0 E: 1 K: 2 S: 11	H: 0 LOB: 1 BB: 1 P: 17	R: 0 E: 0 K: 2 S: 15	H: 1 LOB: 1 BB: 0 P: 21	R: 0 E: 0 K: 0 S: 6	H: 0 LOB: 0 BB: 0 P: 8	1B: 5 2B: 3 3B: 0 HR: 0	SF: 0 SAC: 2 DP: 0 HBP: 0	WP: 0 PB: 0 SB: 2 CS: 0	PA: 40	
PITCHER	IP WLS BF H R ER SO BB IBB HBP BLK WP HR S P ERA WHIP	IP WLS BF H R ER SO BB IBB HBP BLK WP HR S P ERA WHIP	IP WLS BF H R ER SO BB IBB HBP BLK WP HR S P ERA WHIP	IP WLS BF H R ER SO BB IBB HBP BLK WP HR S P ERA WHIP	IP WLS BF H R ER SO BB IBB HBP BLK WP HR S P ERA WHIP	IP WLS BF H R ER SO BB IBB HBP BLK WP HR S P ERA WHIP	IP WLS BF H R ER SO BB IBB HBP BLK WP HR S P ERA WHIP	IP WLS BF H R ER SO BB IBB HBP BLK WP HR S P ERA WHIP	IP WLS BF H R ER SO BB IBB HBP BLK WP HR S P ERA WHIP	IP WLS BF H R ER SO BB IBB HBP BLK WP HR S P ERA WHIP	IP WLS BF H R ER SO BB IBB HBP BLK WP HR S P ERA WHIP	IP WLS BF H R ER SO BB IBB HBP BLK WP HR S P ERA WHIP	IP WLS BF H R ER SO BB IBB HBP BLK WP HR S P ERA WHIP	IP WLS BF H R ER SO BB IBB HBP BLK WP HR S P ERA WHIP	IP WLS BF H R ER SO BB IBB HBP BLK WP HR S P ERA WHIP	IP WLS BF H R ER SO BB IBB HBP BLK WP HR S P ERA WHIP	IP WLS BF H R ER SO BB IBB HBP BLK WP HR S P ERA WHIP	IP WLS BF H R ER SO BB IBB HBP BLK WP HR S P ERA WHIP	IP WLS BF H R ER SO BB IBB HBP BLK WP HR S P ERA WHIP	IP WLS BF H R ER SO BB IBB HBP BLK WP HR S P ERA WHIP	IP WLS BF H R ER SO BB IBB HBP BLK WP HR S P ERA WHIP	IP WLS BF H R ER SO BB IBB HBP BLK WP HR S P ERA WHIP	IP WLS BF H R ER SO BB IBB HBP BLK WP HR S P ERA WHIP

AB 34
R 1
H 8
RBI 1
BB 4
SO 9
LOB 21



Batter	1	2	3	4	5	6	7	8	9	AB	R	H	RBI	BB	SO	LOB	TOP							
11 Jimmy Rollins, S OBP: 0.290, SLG: 0.290										4	3	1	0	2	1	1	Philadelphia Phillies @ Chicago Cubs Wrigley Field, Chicago, IL Thu May 17 2012, 7:08 PM - 10:13 PM CDT Att: 37,986 - Partly Cloudy - 63 F							
10 Juan Pierre, L OBP: 0.356, SLG: 0.380										5	1	2	0	0	0	3								
15 John Mayberry Jr., R OBP: 0.258, SLG: 0.319										0	0	0	0	0	0	0								
8 Shane Victorino, S OBP: 0.301, SLG: 0.394										3	0	0	1	2	1	4								
3 Hunter Pence, R OBP: 0.301, SLG: 0.487										5	2	2	2	0	1	4								
51 Carlos Ruiz, R OBP: 0.405, SLG: 0.619										5	0	4	3	0	0	2								
24 Ty Wigginton, R OBP: 0.348, SLG: 0.351										4	0	0	0	1	3	4								
29 Hector Luna, R OBP: 0.333, SLG: 0.833											5	0	1	0	0	4								
13 Freddy Galvis, S OBP: 0.270, SLG: 0.367											5	0	1	0	0	1								
34 Roy Halladay, R OBP: 0.208, SLG: 0.208											4	2	2	0	0	1		2						
18 Mike Fontenot, L OBP: 0.750, SLG: 0.967										1	0	1	0	0	0	0								
63 Jake Diekman, R OBP: 0.333, SLG: 0.276										0	0	0	0	0	0	0								
58 Jonathan Papelbon, R OBP: 0.333, SLG: 0.276										0	0	0	0	0	0	0								
Inning Stats	R: 1 E: 0 K: 1 S: 14	H: 2 LOB: 3 P: 28	R: 3 E: 0 K: 1 S: 18	H: 4 LOB: 2 BB: 1 P: 30	R: 0 E: 0 K: 1 S: 7	H: 0 LOB: 0 BB: 0 P: 14	R: 0 E: 0 K: 0 S: 7	H: 0 LOB: 0 BB: 0 P: 11	R: 1 E: 0 K: 0 S: 13	H: 3 LOB: 2 BB: 0 P: 22	R: 0 E: 0 K: 1 S: 9	H: 1 LOB: 0 BB: 1 P: 17	R: 0 E: 0 K: 1 S: 7	H: 1 LOB: 0 BB: 0 P: 10	R: 3 E: 1 K: 2 S: 23	H: 2 LOB: 1 BB: 1 P: 40	R: 0 E: 0 K: 0 S: 12	H: 1 LOB: 0 BB: 0 P: 17	1B: 12 2B: 2 HR: 0	SF: 0 SAC: 0 HBP: 0	WP: 1 PB: 1 SB: 2 CS: 0	PA: 46		
PITCHER	IP WLS BF H R ER SO BB IBB HBP BLK WP HR S P ERA WHIP	IP WLS BF H R ER SO BB IBB HBP BLK WP HR S P ERA WHIP	IP WLS BF H R ER SO BB IBB HBP BLK WP HR S P ERA WHIP	IP WLS BF H R ER SO BB IBB HBP BLK WP HR S P ERA WHIP	IP WLS BF H R ER SO BB IBB HBP BLK WP HR S P ERA WHIP	IP WLS BF H R ER SO BB IBB HBP BLK WP HR S P ERA WHIP	IP WLS BF H R ER SO BB IBB HBP BLK WP HR S P ERA WHIP	IP WLS BF H R ER SO BB IBB HBP BLK WP HR S P ERA WHIP	IP WLS BF H R ER SO BB IBB HBP BLK WP HR S P ERA WHIP	IP WLS BF H R ER SO BB IBB HBP BLK WP HR S P ERA WHIP	IP WLS BF H R ER SO BB IBB HBP BLK WP HR S P ERA WHIP	IP WLS BF H R ER SO BB IBB HBP BLK WP HR S P ERA WHIP	IP WLS BF H R ER SO BB IBB HBP BLK WP HR S P ERA WHIP	IP WLS BF H R ER SO BB IBB HBP BLK WP HR S P ERA WHIP	IP WLS BF H R ER SO BB IBB HBP BLK WP HR S P ERA WHIP	IP WLS BF H R ER SO BB IBB HBP BLK WP HR S P ERA WHIP	IP WLS BF H R ER SO BB IBB HBP BLK WP HR S P ERA WHIP	IP WLS BF H R ER SO BB IBB HBP BLK WP HR S P ERA WHIP	IP WLS BF H R ER SO BB IBB HBP BLK WP HR S P ERA WHIP	IP WLS BF H R ER SO BB IBB HBP BLK WP HR S P ERA WHIP	IP WLS BF H R ER SO BB IBB HBP BLK WP HR S P ERA WHIP	IP WLS BF H R ER SO BB IBB HBP BLK WP HR S P ERA WHIP	IP WLS BF H R ER SO BB IBB HBP BLK WP HR S P ERA WHIP	IP WLS BF H R ER SO BB IBB HBP BLK WP HR S P ERA WHIP

AB	41
R	8
H	14
RBI	6
BB	5
SO	7
LOB	25



Batter	1	2	3	4	5	6	7	8	9	AB	R	H	RBI	BB	SO	LOB	BOTTOM								
9 David DeJesus, L OBP: 0.368, SLG: 0.397										4	1	2	0	0	1	1	Philadelphia Phillies @ Chicago Cubs Wrigley Field, Chicago, IL Thu May 17 2012, 7:08 PM - 10:13 PM CDT Att: 37,986 - Partly Cloudy - 63 F								
1 Tony Campana, L OBP: 0.355, SLG: 0.370										2	1	0	0	1	1										
13 Starlin Castro, R OBP: 0.335, SLG: 0.439											3	1	1	2	0	1									
6 Bryan LaHair, L OBP: 0.430, SLG: 0.678											3	0	0	0	0	0									
3 Jeff Baker, R OBP: 0.333, SLG: 0.276											0	1	0	0	1	0									
12 Alfonso Soriano, R OBP: 0.296, SLG: 0.365										3	0	1	0	0	0	0									
43 Michael Bowden, R OBP: 0.340, SLG: 0.439										0	0	0	0	0	0	0									
21 Joe Mather, R OBP: 0.340, SLG: 0.439										1	0	0	0	0	0	2									
2 Ian Stewart, L OBP: 0.282, SLG: 0.352										3	1	1	0	0	0	1									
53 Wellington Castillo, R OBP: 0.269, SLG: 0.417										4	2	2	4	0	1	1									
15 Darwin Barney, R OBP: 0.324, SLG: 0.388										4	0	2	1	0	0	0									
32 Chris Volstad, R OBP: 0.296, SLG: 0.365										0	0	0	0	0	0	0									
27 Casey Coleman, L OBP: 0.296, SLG: 0.365										1	0	0	0	0	1	0									
45 Adrian Cardenas, L OBP: 0.083, SLG: 0.167										1	0	0	0	0	0	1									
50 Blake Parker, R OBP: 0.333, SLG: 0.276										0	0	0	0	0	0	0									
5 Reed Johnson, R OBP: 0.281, SLG: 0.404										2	0	0	0	0	1	0									
Inning Stats	R: 1 E: 0 K: 0 S: 9	H: 1 LOB: 0 BB: 0 P: 11	R: 0 E: 0 K: 0 S: 4	H: 1 LOB: 0 BB: 0 P: 5	R: 0 E: 0 K: 1 S: 8	H: 1 LOB: 0 BB: 0 P: 11	R: 0 E: 0 K: 1 S: 9	H: 0 LOB: 0 BB: 0 P: 14	R: 0 E: 0 K: 1 S: 9	H: 0 LOB: 0 BB: 0 P: 14	R: 0 E: 0 K: 1 S: 9	H: 1 LOB: 1 BB: 0 P: 10	R: 1 E: 0 K: 0 S: 10	H: 2 LOB: 0 BB: 0 P: 17	R: 1 E: 0 K: 0 S: 11	H: 1 LOB: 0 BB: 0 P: 17	R: 4 E: 0 K: 0 S: 16	H: 2 LOB: 1 BB: 2 P: 32	1B: 5 2B: 2 HR: 2	SF: 1 SAC: 1 HBP: 1	WP: 0 PB: 0 SB: 0 CS: 1	PA: 37			
PITCHER	IP WLS BF H R ER SO BB IBB HBP BLK WP HR S P ERA WHIP	IP WLS BF H R ER SO BB IBB HBP BLK WP HR S P ERA WHIP	IP WLS BF H R ER SO BB IBB HBP BLK WP HR S P ERA WHIP	IP WLS BF H R ER SO BB IBB HBP BLK WP HR S P ERA WHIP	IP WLS BF H R ER SO BB IBB HBP BLK WP HR S P ERA WHIP	IP WLS BF H R ER SO BB IBB HBP BLK WP HR S P ERA WHIP	IP WLS BF H R ER SO BB IBB HBP BLK WP HR S P ERA WHIP	IP WLS BF H R ER SO BB IBB HBP BLK WP HR S P ERA WHIP	IP WLS BF H R ER SO BB IBB HBP BLK WP HR S P ERA WHIP	IP WLS BF H R ER SO BB IBB HBP BLK WP HR S P ERA WHIP	IP WLS BF H R ER SO BB IBB HBP BLK WP HR S P ERA WHIP	IP WLS BF H R ER SO BB IBB HBP BLK WP HR S P ERA WHIP	IP WLS BF H R ER SO BB IBB HBP BLK WP HR S P ERA WHIP	IP WLS BF H R ER SO BB IBB HBP BLK WP HR S P ERA WHIP	IP WLS BF H R ER SO BB IBB HBP BLK WP HR S P ERA WHIP	IP WLS BF H R ER SO BB IBB HBP BLK WP HR S P ERA WHIP	IP WLS BF H R ER SO BB IBB HBP BLK WP HR S P ERA WHIP	IP WLS BF H R ER SO BB IBB HBP BLK WP HR S P ERA WHIP	IP WLS BF H R ER SO BB IBB HBP BLK WP HR S P ERA WHIP	IP WLS BF H R ER SO BB IBB HBP BLK WP HR S P ERA WHIP	IP WLS BF H R ER SO BB IBB HBP BLK WP HR S P ERA WHIP	IP WLS BF H R ER SO BB IBB HBP BLK WP HR S P ERA WHIP	IP WLS BF H R ER SO BB IBB HBP BLK WP HR S P ERA WHIP	IP WLS BF H R ER SO BB IBB HBP BLK WP HR S P ERA WHIP	IP WLS BF H R ER SO BB IBB HBP BLK WP HR S P ERA WHIP

AB	31
R	7
H	9
RBI	7
BB	2
SO	4
LOB	9



Batter	1	2	3	4	5	6	7	8	9	AB	R	H	RBI	BB	SO	LOB	TOP	
3 Mike Aviles, R OBP: 0.300, SLG: 0.481										5	1	1	1	0	1	2		
15 Dustin Pedroia, R OBP: 0.360, SLG: 0.479										5	1	1	0	0	1	1		
34 David Ortiz, L OBP: 0.412, SLG: 0.623										5	1	2	2	0	0	0		
23 Marlon Byrd, R OBP: 0.238, SLG: 0.237										0	0	0	0	0	0	0		
28 Adrián González, L OBP: 0.339, SLG: 0.411										4	0	0	0	0	2	1		
64 Will Middlebrooks, R OBP: 0.309, SLG: 0.585										4	1	2	1	0	1	1		
39 Jarrod Saltalamacchia, R OBP: 0.308, SLG: 0.589										4	2	3	1	0	0	1		
12 Ryan Sweeney, L OBP: 0.341, SLG: 0.443										3	1	1	0	0	1	1		
66 Daniel Nava, S OBP: 0.500, SLG: 0.586										4	0	1	1	0	1	3		
31 Jon Lester, L										2	0	0	0	0	1	2		
44 Vicente Padilla, R										1	0	0	0	0	0	1		
53 Rich Hill, L										0	0	0	0	0	0	0		
91 Alfredo Aceves, R										0	0	0	0	0	0	0		
Inning Stats	R: 1 H: 2 E: 0 K: 1 S: 14	H: 2 R: 7 ER: 1 LOB: 1 BB: 0 P: 19	R: 0 H: 0 E: 0 K: 2 S: 12	H: 0 R: 0 ER: 0 LOB: 0 BB: 0 P: 17	R: 2 H: 2 E: 1 K: 1 S: 13	H: 2 R: 0 ER: 1 LOB: 1 BB: 0 P: 20	R: 2 H: 3 E: 0 K: 1 S: 17	H: 1 R: 0 ER: 0 LOB: 1 BB: 0 P: 19	R: 0 H: 0 E: 0 K: 1 S: 9	H: 1 R: 0 ER: 0 LOB: 0 BB: 0 P: 15	R: 0 H: 1 E: 0 K: 1 S: 7	H: 0 R: 0 ER: 0 LOB: 0 BB: 0 P: 10	1B: 5 2B: 2 3B: 0 HR: 4	SF: 0 SAC: 2 DP: 1 HBP: 0	WP: 0 PB: 0 SB: 0 CS: 0	PA: 39		
PITCHER	IP: 4.1 WLS: L BF: 23 ERA: 3.74	IP: 6 WLS: 1 BF: 1 ERA: 3.6	IP: 0 WLS: 0 BF: 0 ERA: 7.2	IP: 0 WLS: 0 BF: 0 ERA: 7.2	IP: 4 WLS: 16 BF: 25 ERA: 0.00	IP: 0 WLS: 17 BF: 28 ERA: 0.00	IP: 102 WLS: 25 BF: 25 ERA: 0.00	IP: 12.46 WLS: 0.600 BF: 0.500 ERA: 0.000	IP: 2.077 WLS: 0.600 BF: 0.500 ERA: 0.000	IP: 2.077 WLS: 0.600 BF: 0.500 ERA: 0.000	IP: 2.077 WLS: 0.600 BF: 0.500 ERA: 0.000	IP: 2.077 WLS: 0.600 BF: 0.500 ERA: 0.000	IP: 2.077 WLS: 0.600 BF: 0.500 ERA: 0.000	IP: 2.077 WLS: 0.600 BF: 0.500 ERA: 0.000	IP: 2.077 WLS: 0.600 BF: 0.500 ERA: 0.000	IP: 2.077 WLS: 0.600 BF: 0.500 ERA: 0.000	IP: 2.077 WLS: 0.600 BF: 0.500 ERA: 0.000	IP: 2.077 WLS: 0.600 BF: 0.500 ERA: 0.000

Boston Red Sox @ Philadelphia Phillies
Citizens Bank Park, Philadelphia, PA
Sat May 19 2012, 7:18 PM - 10:27 PM EDT
Att. 45,656 - Clear - 78 F

AB 37
R 7
H 11
RBI 6
BB 0
SO 8
LOB 13



Batter	1	2	3	4	5	6	7	8	9	AB	R	H	RBI	BB	SO	LOB	BOTTOM
11 Jimmy Rollins, S OBP: 0.291, SLG: 0.282										5	0	1	1	0	1	0	
15 John Mayberry Jr., R OBP: 0.290, SLG: 0.347										4	1	3	0	1	0	0	
8 Shane Victorino, S OBP: 0.313, SLG: 0.401										5	0	3	1	0	0	4	
3 Hunter Pence, R OBP: 0.314, SLG: 0.503										4	0	1	0	1	1	5	
51 Carlos Ruiz, R OBP: 0.407, SLG: 0.600										4	1	0	0	0	1	6	
24 Ty Wigington, R OBP: 0.347, SLG: 0.346										5	1	2	0	0	1	1	
29 Hector Luna, R OBP: 0.417, SLG: 0.667										5	1	3	1	0	1	1	
13 Freddy Galvis, S OBP: 0.276, SLG: 0.414										4	1	2	2	0	0	2	
56 Joe Blanton, R OBP: 0.276, SLG: 0.271										2	0	0	0	0	0	0	
46 Raúl Valdes, L										0	0	0	0	0	0	0	
27 Plácido Polanco, R OBP: 0.357, SLG: 0.357										1	0	0	0	0	0	2	
55 Joe Savery, L										0	0	0	0	0	0	0	
10 Juan Pierre, L OBP: 0.372, SLG: 0.363										1	0	0	0	0	0	2	
52 Jose Contreras, R										0	0	0	0	0	0	0	
Inning Stats	R: 0 H: 0 E: 1 K: 0 S: 8	H: 0 R: 4 ER: 0 LOB: 2 BB: 1 P: 14	R: 0 H: 0 E: 0 K: 0 S: 5	H: 0 R: 0 ER: 0 LOB: 0 BB: 0 P: 7	R: 1 H: 2 E: 0 K: 0 S: 10	H: 2 R: 1 ER: 1 LOB: 1 BB: 0 P: 17	R: 3 H: 2 E: 0 K: 1 S: 14	H: 2 R: 0 ER: 0 LOB: 1 BB: 0 P: 21	R: 0 H: 2 E: 0 K: 1 S: 12	H: 2 R: 0 ER: 0 LOB: 2 BB: 0 P: 20	R: 0 H: 3 E: 0 K: 0 S: 15	H: 2 R: 0 ER: 0 LOB: 1 BB: 0 P: 10	1B: 13 2B: 2 3B: 0 HR: 1	SF: 0 SAC: 0 DP: 3 HBP: 1	WP: 0 PB: 0 SB: 1 CS: 0	PA: 43	
PITCHER	IP: 6.0 WLS: H BF: 27 ERA: 3.95	IP: 8 WLS: 4 BF: 1 ERA: 5.71	IP: 0 WLS: 0 BF: 0 ERA: 1.08	IP: 0 WLS: 0 BF: 0 ERA: 4.91	IP: 19 WLS: 19 BF: 31 ERA: 6.75	IP: 0 WLS: 2 BF: 2 ERA: 0.00	IP: 23 WLS: 23 BF: 23 ERA: 0.00	IP: 3.000 WLS: 3.000 BF: 0.000 ERA: 3.000	IP: 1.500 WLS: 1.500 BF: 0.000 ERA: 0.000	IP: 6.000 WLS: 0.600 BF: 0.500 ERA: 0.000	IP: 6.000 WLS: 0.600 BF: 0.500 ERA: 0.000	IP: 6.000 WLS: 0.600 BF: 0.500 ERA: 0.000	IP: 6.000 WLS: 0.600 BF: 0.500 ERA: 0.000	IP: 6.000 WLS: 0.600 BF: 0.500 ERA: 0.000	IP: 6.000 WLS: 0.600 BF: 0.500 ERA: 0.000	IP: 6.000 WLS: 0.600 BF: 0.500 ERA: 0.000	IP: 6.000 WLS: 0.600 BF: 0.500 ERA: 0.000

Boston Red Sox @ Philadelphia Phillies
Citizens Bank Park, Philadelphia, PA
Sat May 19 2012, 7:18 PM - 10:27 PM EDT
Att. 45,656 - Clear - 78 F

AB 40
R 5
H 15
RBI 5
BB 2
SO 5
LOB 23



Batter	1	2	3	4	5	6	7	8	9	AB	R	H	RBI	BB	SO	LOB	TOP				
1 Steve Lombardozzi, S OBP: 0.389, SLG: 0.583 36 Tyler Clippard, R (9, 1)										5	1	2	0	0	0	1					
34 Bryce Harper, L OBP: 0.343, SLG: 0.471										5	1	2	2	0	2	1					
18 Chad Tracy, L OBP: 0.321, SLG: 0.489										4	0	0	0	0	2	2					
25 Adam LaRoche, L OBP: 0.395, SLG: 0.532										3	0	0	1	0	1	1					
20 Ian Desmond, R OBP: 0.305, SLG: 0.487										3	1	1	1	1	1	0					
8 Danny Espinosa, S OBP: 0.300, SLG: 0.338										4	0	2	0	0	0	1					
24 Rick Ankiel, L OBP: 0.286, SLG: 0.385										4	1	1	1	0	3	2					
26 Jesus Flores, R OBP: 0.264, SLG: 0.303										4	0	0	0	0	2	2					
27 Jordan Zimmermann, R (1, 1) 32 Tom Gorzelanny, R (7, 1) 2 Roger Bernadina, L (9, PH)										3	1	2	0	0	0	0					
Inning Stats	R: 0 E: 0 K: 0 S: 9	H: 1 LOB: 1 BB: 0 P: 13	R: 0 E: 1 K: 2 S: 10	H: 1 LOB: 1 BB: 0 P: 12	R: 4 E: 0 K: 0 S: 19	H: 4 LOB: 0 BB: 0 P: 27	R: 1 E: 0 K: 1 S: 9	H: 2 LOB: 1 BB: 1 P: 11	R: 0 E: 0 K: 1 S: 10	H: 0 LOB: 0 BB: 1 P: 17	R: 0 E: 0 K: 2 S: 9	H: 1 LOB: 1 BB: 0 P: 12	R: 0 E: 0 K: 2 S: 11	H: 0 LOB: 1 BB: 0 P: 15	R: 0 E: 0 K: 2 S: 9	H: 0 LOB: 0 BB: 0 P: 12	1B: 7 2B: 0 3B: 1 HR: 2	SF: 1 SAC: 0 DP: 0 HBP: 0	WP: 0 PB: 0 SB: 2 CS: 0	PA: 38	
PITCHER	IP WLS BF H R ER SO BB IBB HBP BLK WP HR S P ERA WHIP	IP WLS BF H R ER SO BB IBB HBP BLK WP HR S P ERA WHIP	IP WLS BF H R ER SO BB IBB HBP BLK WP HR S P ERA WHIP	IP WLS BF H R ER SO BB IBB HBP BLK WP HR S P ERA WHIP	IP WLS BF H R ER SO BB IBB HBP BLK WP HR S P ERA WHIP	IP WLS BF H R ER SO BB IBB HBP BLK WP HR S P ERA WHIP	IP WLS BF H R ER SO BB IBB HBP BLK WP HR S P ERA WHIP	IP WLS BF H R ER SO BB IBB HBP BLK WP HR S P ERA WHIP	IP WLS BF H R ER SO BB IBB HBP BLK WP HR S P ERA WHIP	IP WLS BF H R ER SO BB IBB HBP BLK WP HR S P ERA WHIP	IP WLS BF H R ER SO BB IBB HBP BLK WP HR S P ERA WHIP	IP WLS BF H R ER SO BB IBB HBP BLK WP HR S P ERA WHIP	IP WLS BF H R ER SO BB IBB HBP BLK WP HR S P ERA WHIP	IP WLS BF H R ER SO BB IBB HBP BLK WP HR S P ERA WHIP	IP WLS BF H R ER SO BB IBB HBP BLK WP HR S P ERA WHIP	IP WLS BF H R ER SO BB IBB HBP BLK WP HR S P ERA WHIP	IP WLS BF H R ER SO BB IBB HBP BLK WP HR S P ERA WHIP	IP WLS BF H R ER SO BB IBB HBP BLK WP HR S P ERA WHIP	IP WLS BF H R ER SO BB IBB HBP BLK WP HR S P ERA WHIP	IP WLS BF H R ER SO BB IBB HBP BLK WP HR S P ERA WHIP	IP WLS BF H R ER SO BB IBB HBP BLK WP HR S P ERA WHIP

Washington Nationals @ Philadelphia Phillies
Citizens Bank Park, Philadelphia, PA
Tue May 22 2012, 7:07 PM - 9:44 PM EDT
Att: 45,569 - Cloudy - 73 F

AB	36
R	5
H	10
RBI	5
BB	1
SO	12
LOB	10



Batter	1	2	3	4	5	6	7	8	9	AB	R	H	RBI	BB	SO	LOB	BOTTOM					
10 Juan Pierre, L OBP: 0.343, SLG: 0.336										5	0	0	0	0	0	2						
27 Placido Polanco, R OBP: 0.317, SLG: 0.355										5	0	1	0	0	0	0						
8 Shane Victorino, S OBP: 0.325, SLG: 0.412										4	0	1	0	0	0	0						
3 Hunter Pence, R OBP: 0.326, SLG: 0.494										3	1	1	0	1	1	2						
51 Carlos Ruiz, R OBP: 0.397, SLG: 0.576 23 Brian Schneider, L OBP: 0.300, SLG: 0.395 31 Erik Kratz, R OBP: 0.250, SLG: 1.000										1	0	0	0	0	0	1						
29 Hector Luna, R OBP: 0.412, SLG: 0.625										2	0	1	0	0	1	2						
13 Freddy Galvis, S OBP: 0.287, SLG: 0.393										4	0	1	0	0	0	1						
18 Mike Fontenot, L OBP: 0.500, SLG: 0.400										3	0	1	0	1	0	1						
34 Roy Halladay, R OBP: 0.231, SLG: 0.291 24 Ty Wigington, R OBP: 0.331, SLG: 0.330 63 Jake Diekmann, R OBP: 0.250, SLG: 1.000 52 Jose Contreras, R 37 Antonio Bastardo, R 4 Pete Orr, L OBP: 0.300, SLG: 0.430										2	0	1	0	0	0	2						
Inning Stats	R: 0 E: 0 K: 0 S: 9	H: 0 LOB: 0 BB: 0 P: 12	R: 1 E: 0 K: 0 S: 15	H: 2 LOB: 1 BB: 1 P: 23	R: 0 E: 0 K: 1 S: 13	H: 2 LOB: 2 BB: 0 P: 18	R: 0 E: 0 K: 0 S: 15	H: 2 LOB: 2 BB: 0 P: 23	R: 0 E: 0 K: 1 S: 12	H: 1 LOB: 2 BB: 1 P: 22	R: 0 E: 0 K: 0 S: 8	H: 0 LOB: 0 BB: 0 P: 9	R: 0 E: 0 K: 0 S: 6	H: 0 LOB: 0 BB: 0 P: 6	R: 1 E: 0 K: 0 S: 10	H: 2 LOB: 1 BB: 0 P: 16	R: 0 E: 0 K: 1 S: 10	H: 0 LOB: 0 BB: 0 P: 14	1B: 6 2B: 2 3B: 0 HR: 1	SF: 0 SAC: 0 DP: 0 HBP: 0	WP: 0 PB: 0 SB: 0 CS: 0	PA: 38
PITCHER	IP WLS BF H R ER SO BB IBB HBP BLK WP HR S P ERA WHIP	IP WLS BF H R ER SO BB IBB HBP BLK WP HR S P ERA WHIP	IP WLS BF H R ER SO BB IBB HBP BLK WP HR S P ERA WHIP	IP WLS BF H R ER SO BB IBB HBP BLK WP HR S P ERA WHIP	IP WLS BF H R ER SO BB IBB HBP BLK WP HR S P ERA WHIP	IP WLS BF H R ER SO BB IBB HBP BLK WP HR S P ERA WHIP	IP WLS BF H R ER SO BB IBB HBP BLK WP HR S P ERA WHIP	IP WLS BF H R ER SO BB IBB HBP BLK WP HR S P ERA WHIP	IP WLS BF H R ER SO BB IBB HBP BLK WP HR S P ERA WHIP	IP WLS BF H R ER SO BB IBB HBP BLK WP HR S P ERA WHIP	IP WLS BF H R ER SO BB IBB HBP BLK WP HR S P ERA WHIP	IP WLS BF H R ER SO BB IBB HBP BLK WP HR S P ERA WHIP	IP WLS BF H R ER SO BB IBB HBP BLK WP HR S P ERA WHIP	IP WLS BF H R ER SO BB IBB HBP BLK WP HR S P ERA WHIP	IP WLS BF H R ER SO BB IBB HBP BLK WP HR S P ERA WHIP	IP WLS BF H R ER SO BB IBB HBP BLK WP HR S P ERA WHIP	IP WLS BF H R ER SO BB IBB HBP BLK WP HR S P ERA WHIP	IP WLS BF H R ER SO BB IBB HBP BLK WP HR S P ERA WHIP	IP WLS BF H R ER SO BB IBB HBP BLK WP HR S P ERA WHIP	IP WLS BF H R ER SO BB IBB HBP BLK WP HR S P ERA WHIP	IP WLS BF H R ER SO BB IBB HBP BLK WP HR S P ERA WHIP	IP WLS BF H R ER SO BB IBB HBP BLK WP HR S P ERA WHIP

Washington Nationals @ Philadelphia Phillies
Citizens Bank Park, Philadelphia, PA
Tue May 22 2012, 7:07 PM - 9:44 PM EDT
Att: 45,569 - Cloudy - 73 F


AB	36
R	2
H	9
RBI	2
BB	2
SO	3
LOB	13



Batter	1	2	3	4	5	6	7	8	9	AB	R	H	RBI	BB	SO	LOB	TOP							
11 Jimmy Rollins, S OBP: 0.296, SLG: 0.285	G4-3	FC5-4 1B	G4-3	G4-3	27 1B	K		F7		6	0	2	0	0	1	4								
27 Placido Polanco, R OBP: 0.316, SLG: 0.358	51 HBP FC3-6 2B	F7		8 BB 51 1B	1-2 1B		G5-3	F9		6	1	3	1	0	0	1								
3 Hunter Pence, R OBP: 0.325, SLG: 0.475	8 FC3-6 24 1B BB	FC5-4 51 1B 8 2B		F9	G6-3		K	G4-3		5	2	0	0	1	1	4								
51 Carlos Ruiz, R OBP: 0.417, SLG: 0.590	8 FC3-6 HBP	8 2B		8 BB	1B		F9	K		5	1	3	0	0	1	0								
8 Shane Victorino, S OBP: 0.335, SLG: 0.443	FC3-6 15 BB 24 1B	13 1B		1-2 2-3 3-H	1B		13 1B 24 1B	F7	L7	5	2	2	3	1	0	3								
24 Ty Wigington, R OBP: 0.331, SLG: 0.356	15 BB 13 1B	G4-3		F8			13 1B 18 1B		HR	5	3	3	2	0	0	4								
15 John Mayberry Jr., R OBP: 0.275, SLG: 0.313	13 1B			K			E5 13 FC5-4	F4	K	4	0	0	0	1	2	2								
13 Freddy Galvis, S OBP: 0.279, SLG: 0.405				K			FC5-4 11 1B 27 1B		4 1B	5	1	3	3	0	1	1								
56 Joe Blanton, R ERA: 4.55	K			K			K			3	0	0	0	0	0	3								
46 Raul Valdes, L ERA: 4.32										0	0	0	0	0	0	0								
18 Mike Fontenot, L ERA: 4.32										1	0	1	1	0	0	0								
50 Chad Qualls, R ERA: 4.32										0	0	0	0	0	0	0								
63 Jake Diekman, R ERA: 4.32										0	0	0	0	0	0	0								
4 Pete Orr, L ERA: 4.32										1	0	1	0	0	0	0								
37 Antonio Bastardo, R ERA: 1.98										0	0	0	0	0	0	0								
58 Jonathan Papelbon, R ERA: 1.98										0	0	0	0	0	0	0								
Inning Stats	R: 4 E: 0 K: 1 S: 25	H: 3 LOB: 2 BB: 2 P: 40	R: 2 E: 0 K: 0 S: 10	H: 3 LOB: 1 BB: 0 P: 20	R: 0 E: 0 K: 3 S: 9	H: 0 LOB: 0 BB: 0 P: 10	R: 0 E: 0 K: 0 S: 13	H: 2 LOB: 3 BB: 1 P: 24	R: 1 E: 1 K: 1 S: 21	H: 2 LOB: 2 BB: 0 P: 30	R: 2 E: 0 K: 1 S: 17	H: 4 LOB: 0 BB: 0 P: 21	R: 0 E: 0 K: 2 S: 8	H: 0 LOB: 0 BB: 0 P: 12	R: 1 E: 0 K: 1 S: 12	H: 3 LOB: 2 BB: 0 P: 18	R: 0 E: 0 K: 0 S: 8	H: 1 LOB: 1 BB: 0 P: 11	1B: 14 2B: 3 3B: 0 HR: 1	SF: 0 SAC: 0 DP: 0 HBP: 1	WP: 0 PB: 0 SB: 0 CS: 0	PA: 50		
PITCHER	IP WLS BF H R ER SO BB IBB HBP BLK WP HR S P ERA WHIP	3.2 23 8 6 6 4 3 0 1 0 0 0 56 92 14.73 3.000	1.1 7 2 1 0 1 0 0 0 0 0 0 22 32 0.00 1.500	1.0 L 7 4 2 2 1 0 0 0 0 0 17 21 18.00 4.000	1.2 8 3 1 1 3 0 0 0 0 0 1 18 27 5.40 1.800	1.1 5 1 0 0 0 0 0 0 0 0 0 10 14 0.00 0.750																		

Philadelphia Phillies @ St. Louis Cardinals
 Busch Stadium, St. Louis, MO
 Thu May 24 2012, 7:17 PM - 10:46 PM CDT
 Att: 40,135 - Partly Cloudy - 87 F


AB 46
 R 10
 H 18
 RBI 10
 BB 3
 SO 9
 LOB 22



Batter	1	2	3	4	5	6	7	8	9	AB	R	H	RBI	BB	SO	LOB	BOTTOM						
15 Rafael Furcal, S OBP: 0.398, SLG: 0.449	G3-1		K	1B		F8		7 BB 1B		5	0	2	0	0	1	1							
55 Skip Schumaker, L OBP: 0.371, SLG: 0.452	F8		3 E 2B	F7		G3		SF7		4	1	1	1	0	0	1							
7 Matt Holliday, R OBP: 0.347, SLG: 0.492	3 1B BB		G6-3		HR		K		BB	3	1	1	2	2	1	1							
3 Carlos Beltrán, S OBP: 0.406, SLG: 0.624			E2 23 2B 1B		23 FC6-5 2B		G6-3	K		5	1	3	1	0	1	2							
23 David Freese, R OBP: 0.325, SLG: 0.513	L8		4 1B 2B		FC6-5 4 HR			HR		5	3	2	2	0	0	3							
4 Yadier Molina, R OBP: 0.381, SLG: 0.516		G5-3								5	1	4	3	0	0	0							
56 Adron Chambers, L (R, FR) OBP: 0.500, SLG: 0.333										0	0	0	0	0	0	0							
53 Matt Adams, L OBP: 0.300, SLG: 0.278										4	0	0	0	0	3	2							
41 Mitchell Boggs, R OBP: 0.322, SLG: 0.347			K	K2-3		K				0	0	0	0	0	0	0							
33 Daniel Descalso, L (R, PH) OBP: 0.322, SLG: 0.347										1	0	0	0	0	1	1							
27 Tyler Greene, R OBP: 0.316, SLG: 0.466										3	0	0	0	0	1	0							
59 Fernando Salas, R OBP: 0.316, SLG: 0.466										0	0	0	0	0	0	0							
66 Victor Marte, R OBP: 0.316, SLG: 0.466										0	0	0	0	0	0	0							
60 Steven Hill, R OBP: 0.333, SLG: 0.667										2	1	1	0	0	0	1							
35 Jake Westbrook, R OBP: 0.222, SLG: 0.176										1	1	1	0	0	0	0							
65 Brandon Dickson, R OBP: 0.222, SLG: 0.176										1	0	0	0	0	1	0							
43 Shane Robinson, R OBP: 0.275, SLG: 0.308			55 2B 7 G6-3 1B		K			K		2	0	0	0	0	1	1							
Inning Stats	R: 0 E: 0 K: 0 S: 9	H: 1 LOB: 2 BB: 1 P: 17	R: 0 E: 0 K: 2 S: 7	H: 0 LOB: 0 BB: 0 P: 7	R: 4 E: 1 K: 2 S: 19	H: 5 LOB: 1 BB: 0 P: 27	R: 0 E: 0 K: 1 S: 11	H: 1 LOB: 1 BB: 0 P: 16	R: 3 E: 0 K: 1 S: 16	H: 3 LOB: 0 BB: 0 P: 28	R: 0 E: 0 K: 0 S: 8	H: 0 LOB: 0 BB: 0 P: 11	R: 1 E: 0 K: 1 S: 10	H: 2 LOB: 1 BB: 0 P: 12	R: 1 E: 0 K: 2 S: 17	H: 2 LOB: 2 BB: 1 P: 27	R: 0 E: 0 K: 1 S: 10	H: 1 LOB: 1 BB: 0 P: 16	1B: 8 2B: 4 3B: 0 HR: 3	SF: 1 SAC: 0 DP: 0 HBP: 0	WP: 0 PB: 0 SB: 0 CS: 0	PA: 44	
PITCHER	IP WLS BF H R ER SO BB IBB HBP BLK WP HR S P ERA WHIP	4.1 24 10 7 7 5 1 0 0 0 0 0 6 11 14.54 2.538	0.2 W 2 0 0 0 1 0 0 0 0 0 6 11 0.00 0.000	1.2 H 7 2 1 1 1 0 0 0 0 0 1 15 20 5.40 1.200	0.1 H 1 0 0 0 0 0 0 0 0 0 3 3 0.00 0.000	1.0 H 6 2 1 1 2 1 0 0 0 0 0 17 27 9.00 3.000																	

Philadelphia Phillies @ St. Louis Cardinals
 Busch Stadium, St. Louis, MO
 Thu May 24 2012, 7:17 PM - 10:46 PM CDT
 Att: 40,135 - Partly Cloudy - 87 F

AB 41
 R 9
 H 15
 RBI 9
 BB 2
 SO 10
 LOB 13



Batter	1	2	3	4	5	6	7	8	9	AB	R	H	RBI	BB	SO	LOB	TOP	
11 Jimmy Rollins, S OBP: 0.286, SLG: 0.275	F7		P3		K		P3		F8	5	0	0	0	0	1	3	Philadelphia Phillies @ St. Louis Cardinals Busch Stadium, St. Louis, MO Sat May 26 2012, 6:17 PM - 8:42 PM CDT Att. 44,476 - Clear - 94 F	
27 Placido Polanco, R OBP: 0.313, SLG: 0.359	K		G1-3			BB	L8			4	1	1	0	0	1	2		
3 Hunter Pence, R OBP: 0.330, SLG: 0.486					BB		G6-3			3	2	2	0	1	0	1		
24 Ty Wigginton, R OBP: 0.317, SLG: 0.333	F8				BB					4	0	0	0	0	2	4		
8 Shane Victorino, S OBP: 0.330, SLG: 0.435		P6				BB				3	1	1	1	1	0	0		
15 John Mayberry Jr., R OBP: 0.274, SLG: 0.319		G5-3				BB				4	0	1	2	0	1	1		
13 Freddy Galvis, S OBP: 0.272, SLG: 0.391										4	0	0	1	0	1	2		
23 Brian Schneider, L OBP: 0.326, SLG: 0.429										4	0	2	0	0	1	1		
38 Kyle Kendrick, R OBP: 0.200, SLG: 0.111										1	0	0	0	1	1	0		
Inning Stats	R: 0 H: 1 E: 0 K: 1 S: 8	H: 1 LOB: 1 BB: 0 P: 12	R: 0 H: 0 E: 0 K: 1 S: 6	H: 0 LOB: 0 BB: 0 P: 10	R: 0 H: 1 E: 0 K: 0 S: 9	H: 1 LOB: 1 BB: 0 P: 13	R: 1 H: 2 E: 0 K: 1 S: 12	H: 2 LOB: 1 BB: 0 P: 24	R: 0 H: 0 E: 0 K: 2 S: 8	H: 0 LOB: 0 BB: 1 P: 17	R: 0 H: 0 E: 0 K: 2 S: 9	H: 0 LOB: 0 BB: 0 P: 14	R: 0 H: 1 E: 0 K: 0 S: 6	H: 1 LOB: 1 BB: 0 P: 11	1B: 3 2B: 4 3B: 0 HR: 0	SF: 0 SAC: 2 DP: 0 HBP: 0	WP: 2 PB: 0 SB: 0 CS: 0	PA: 37
PITCHER	IP WLS BF H R ER SO BB IBB HBP BLK WP HR S P ERA WHIP																	
54 Jaime Garcia, L ERA: 3.78	6.0 L 26 6 4 4 6 2 0 0 0 0 1 0 54 91 6.00 1.333																	
52 Eduardo Sanchez, R ERA: 3.95	2.0 7 0 0 0 2 1 0 0 0 0 1 0 17 31 0.00 0.500																	
44 C.J. Fick, R ERA:	1.0 4 1 0 0 0 0 0 0 0 0 0 0 6 11 0.00 1.000																	


Batter	1	2	3	4	5	6	7	8	9	AB	R	H	RBI	BB	SO	LOB	BOTTOM					
55 Skip Schumaker, L OBP: 0.365, SLG: 0.439			G1-3			F7		G6-3		4	0	1	0	0	0	1	Philadelphia Phillies @ St. Louis Cardinals Busch Stadium, St. Louis, MO Sat May 26 2012, 6:17 PM - 8:42 PM CDT Att. 44,476 - Clear - 94 F					
27 Tyler Greene, R OBP: 0.318, SLG: 0.458			G6-3							4	0	1	0	0	1	1						
7 Matt Holliday, R OBP: 0.341, SLG: 0.473										4	0	0	0	0	1	2						
3 Carlos Beltrán, S OBP: 0.391, SLG: 0.595										4	0	1	0	0	0	1						
23 David Freese, R OBP: 0.326, SLG: 0.516										4	0	2	0	0	1	1						
53 Matt Adams, L OBP: 0.370, SLG: 0.440										3	0	1	0	0	0	2						
48 Tony Cruz, R OBP: 0.121, SLG: 0.152										3	0	0	0	0	0	2						
33 Daniel Descalso, L OBP: 0.319, SLG: 0.342										3	0	0	0	0	0	2						
54 Jaime Garcia, L OBP: 0.292, SLG: 0.348										1	0	0	0	0	0	0						
56 Adron Chambers, L (6, PH) OBP: 0.333, SLG: 0.200										1	0	0	0	0	1	0						
52 Eduardo Sanchez, R (7, 1)										0	0	0	0	0	0	0						
43 Shane Robinson, R (8, PH) OBP: 0.301, SLG: 0.348										1	0	1	0	0	0	0						
44 C.J. Fick, R (9, 1)										0	0	0	0	0	0	0						
Inning Stats	R: 0 H: 1 E: 0 K: 1 S: 10	H: 1 LOB: 1 BB: 0 P: 12	R: 0 H: 1 E: 0 K: 0 S: 7	H: 1 LOB: 0 BB: 0 P: 9	R: 0 H: 0 E: 0 K: 0 S: 4	H: 0 LOB: 0 BB: 0 P: 4	R: 0 H: 0 E: 0 K: 1 S: 10	H: 0 LOB: 0 BB: 0 P: 14	R: 0 H: 1 E: 0 K: 0 S: 5	H: 1 LOB: 1 BB: 0 P: 7	R: 0 H: 1 E: 0 K: 1 S: 9	H: 1 LOB: 0 BB: 0 P: 13	R: 0 H: 1 E: 0 K: 0 S: 5	H: 1 LOB: 0 BB: 0 P: 9	R: 0 H: 1 E: 0 K: 0 S: 8	H: 1 LOB: 1 BB: 0 P: 10	R: 0 H: 1 E: 0 K: 1 S: 12	H: 1 LOB: 1 BB: 0 P: 16	1B: 6 2B: 1 3B: 0 HR: 0	SF: 0 SAC: 0 DP: 2 HBP: 0	WP: 0 PB: 0 SB: 0 CS: 0	PA: 32
PITCHER	IP WLS BF H R ER SO BB IBB HBP BLK WP HR S P ERA WHIP																					
38 Kyle Kendrick, R ERA: 4.1	9.0 W 32 7 0 0 4 0 0 0 0 0 0 0 70 94 0.00 0.778																					

Batter	1	2	3	4	5	6	7	8	9	AB	R	H	RBI	BB	SO	LOB	TOP			
11 Jimmy Rollins, S OBP: 0.286, SLG: 0.286										4	1	2	0	0	0	0	Philadelphia Phillies @ New York Mets Citi Field, Flushing, NY Tue May 29 2012, 7:11 PM - 10:37 PM EDT Att: 25,487 - Partly Cloudy - 83 F			
10 Juan Pierre, L OBP: 0.353, SLG: 0.350										3	1	1	0	0	0	1				
3 Hunter Pence, R OBP: 0.326, SLG: 0.487										4	0	1	0	0	0	1				
24 Ty Wigginton, R OBP: 0.338, SLG: 0.376										4	0	1	0	0	0	1				
8 Shane Victorino, S OBP: 0.320, SLG: 0.412										4	0	0	0	0	0	1				
27 Placido Polanco, R OBP: 0.312, SLG: 0.355										4	0	2	0	0	0	1				
13 Freddy Galvis, S OBP: 0.257, SLG: 0.373										4	0	0	0	0	0	1				
23 Brian Schneider, L OBP: 0.308, SLG: 0.440										4	1	1	1	0	1	1				
56 Joe Blanton, R OBP: 0.217, SLG: 0.053										2	0	0	0	0	0	0				
46 Raul Valdes, L ERA: 2.91										0	0	0	0	0	0	0				
4 Pete Orr, L OBP: 0.310, SLG: 0.439										1	0	0	0	0	0	0				
63 Jake Diekmann, R ERA: 3.86										0	0	0	0	0	0	0				
55 Joe Savery, L ERA: 6.1										0	0	0	0	0	0	0				
Inning Stats	R: 1 E: 0 K: 1 S: 12	H: 2 LOB: 1 BB: 0 P: 18	R: 1 E: 0 K: 1 S: 12	H: 1 LOB: 0 BB: 0 P: 18	R: 0 E: 0 K: 0 S: 5	H: 0 LOB: 0 BB: 0 P: 8	R: 0 E: 0 K: 1 S: 11	H: 1 LOB: 1 BB: 0 P: 19	R: 0 E: 0 K: 0 S: 7	H: 0 LOB: 0 BB: 0 P: 10	R: 1 E: 0 K: 1 S: 9	H: 2 LOB: 1 BB: 0 P: 19	R: 0 E: 0 K: 0 S: 14	H: 0 LOB: 0 BB: 0 P: 8	R: 0 E: 0 K: 2 S: 13	H: 1 LOB: 1 BB: 0 P: 19	1B: 5 2B: 2 3B: 0 HR: 1	SF: 0 SAC: 1 DP: 0 HBP: 0	WP: 1 PB: 0 SB: 0 CS: 0	PA: 35
PITCHER	IP WLS BF H R ER SO BB IBB HBP BLK WP HR S P ERA WHIP																			
53 Jeremy Hefner, R ERA: 5.6	6.0 W 24 6 3 3 4 0 0 0 0 0 1 1 56 92 4.50 1.000																			
39 Bobby Parnell, R ERA: 2.91	1.0 H 3 0 0 0 0 0 0 0 0 0 0 0 5 8 0.00 0.000																			
60 Jon Rauch, R ERA: 3.86	1.0 H 4 1 0 0 0 0 0 0 0 0 0 0 14 22 0.00 1.000																			
48 Frank Francisco, R ERA: 6.1	1.0 S 4 1 0 0 2 0 0 0 0 0 0 0 13 19 0.00 1.000																			
Batter	1	2	3	4	5	6	7	8	9	AB	R	H	RBI	BB	SO	LOB	BOTTOM			
23 Mike Baxter, L OBP: 0.408, SLG: 0.548										4	1	1	1	0	2	1	Philadelphia Phillies @ New York Mets Citi Field, Flushing, NY Tue May 29 2012, 7:11 PM - 10:37 PM EDT Att: 25,487 - Partly Cloudy - 83 F			
48 Frank Francisco, R ERA: 6.1										4	1	1	0	0	1	1				
9 Kirk Nieuwenhuis, L OBP: 0.354, SLG: 0.364										4	1	1	0	0	1	1				
5 David Wright, R OBP: 0.470, SLG: 0.570										4	0	1	1	0	0	1				
21 Lucas Duda, L OBP: 0.337, SLG: 0.368										3	0	0	0	1	2	2				
60 Jon Rauch, R ERA: 3.86										0	0	0	0	0	0	0				
33 Vinny Rottino, R OBP: 0.278, SLG: 0.588										0	0	0	0	0	0	0				
28 Daniel Murphy, L OBP: 0.350, SLG: 0.370										4	0	1	0	0	1	2				
29 Ike Davis, L OBP: 0.228, SLG: 0.296										3	0	1	1	1	1	0				
4 Mike Nickeas, R OBP: 0.235, SLG: 0.230										4	0	0	0	0	0	5				
6 Omar Quintanilla, L OBP: 0.750, SLG: 1.250										4	2	3	0	0	1	0				
53 Jeremy Hefner, R OBP: 0.500, SLG: 2.000										1	1	1	1	0	0	0				
12 Scott Hairston, R OBP: 0.309, SLG: 0.549										1	1	1	2	0	0	0				
39 Bobby Parnell, R ERA: 2.91										0	0	0	0	0	0	0				
56 Andres Torres, S OBP: 0.343, SLG: 0.286										1	0	0	0	0	0	1				
Inning Stats	R: 2 E: 0 K: 0 S: 12	H: 3 LOB: 2 BB: 0 P: 19	R: 1 E: 0 K: 0 S: 8	H: 2 LOB: 1 BB: 0 P: 11	R: 0 E: 0 K: 2 S: 7	H: 0 LOB: 0 BB: 0 P: 11	R: 1 E: 0 K: 2 S: 10	H: 1 LOB: 0 BB: 0 P: 15	R: 0 E: 0 K: 0 S: 12	H: 1 LOB: 3 BB: 2 P: 25	R: 2 E: 0 K: 1 S: 12	H: 2 LOB: 0 BB: 0 P: 20	R: 0 E: 0 K: 2 S: 8	H: 0 LOB: 0 BB: 0 P: 14	R: 0 E: 0 K: 1 S: 12	H: 1 LOB: 1 BB: 0 P: 17	1B: 4 2B: 4 3B: 0 HR: 2	SF: 0 SAC: 1 DP: 0 HBP: 1	WP: 1 PB: 0 SB: 0 CS: 0	PA: 37
PITCHER	IP WLS BF H R ER SO BB IBB HBP BLK WP HR S P ERA WHIP																			
56 Joe Blanton, R ERA: 5.05	5.0 L 27 5 0 0 6 4 1 1 1 0 0 0 1 53 89 10.80 2.000																			
46 Raul Valdes, L ERA: 5.68	1.0 3 0 0 0 1 0 0 0 0 0 0 0 8 12 0.00 0.000																			
63 Jake Diekmann, L ERA: 5.68	1.0 3 0 0 0 2 0 0 0 0 0 0 0 8 14 0.00 0.000																			
55 Joe Savery, L ERA: 4.15	1.0 4 1 0 0 1 0 0 0 0 0 0 0 12 17 0.00 1.000																			

Batter	1	2	3	4	5	6	7	8	9	AB	R	H	RBI	BB	SO	LOB	TOP											
11 Jimmy Rollins, S OBP: 0.294, SLG: 0.308	F7		10 S 1B			G6-4-3 1B	P2		HR	5	1	3	3	0	0	0												
10 Juan Pierre, L OBP: 0.361, SLG: 0.366 46 Raul Valdes, L 58 Jonathan Papelbon, R	L7		G4-3			G6-4-3 1B		8 SF8 1B	24 2B	5	2	3	0	0	0	1												
3 Hunter Pence, R OBP: 0.333, SLG: 0.480	K					G6-4-3 1B		27 FC6-4 1B	FC1 24 2B 8 1B	5	1	1	0	0	2	3												
24 Ty Wigginton, R OBP: 0.346, SLG: 0.409		HR							8 1B	4	2	2	2	1	2	2												
8 Shane Victorino, S OBP: 0.317, SLG: 0.409	G3-1		F8			G4-3		SF8	27 FC5-4 1B	4	0	1	3	0	0	2												
27 Placido Polanco, R OBP: 0.303, SLG: 0.345	G4-3					L5		FC6-4	FC5-4	5	0	0	0	0	0	2												
18 Mike Fontenot, L 13 Freddy Galvis, S	G4-3		23 G4-3 1B			G4-3				3	0	1	0	0	0	0												
23 Brian Schneider, L OBP: 0.309, SLG: 0.453			K			G4-3		51 HR 2B	SH1-4	3	1	1	0	0	1	1												
33 Cliff Lee, L 51 Carlos Ruiz, R 37 Antonio Bastardo, R 52 Jose Contreras, R 15 John Mayberry Jr., R	G4-3					K		HR	11 HR 1B	2	0	0	0	0	0	1												
Inning Stats	R: 0 E: 0 K: 1 S: 7	H: 0 LOB: 0 BB: 0 P: 9	R: 1 E: 0 K: 0 S: 10	H: 1 LOB: 0 BB: 0 P: 15	R: 0 E: 0 K: 1 S: 13	H: 1 LOB: 1 BB: 0 P: 20	R: 0 E: 0 K: 2 S: 11	H: 0 LOB: 0 BB: 0 P: 18	R: 0 E: 0 K: 1 S: 10	H: 1 LOB: 1 BB: 0 P: 16	R: 0 E: 0 K: 0 S: 13	H: 2 LOB: 2 BB: 1 P: 20	R: 2 E: 0 K: 0 S: 11	H: 2 LOB: 0 BB: 0 P: 17	R: 1 E: 0 K: 1 S: 11	H: 2 LOB: 1 BB: 0 P: 16	R: 6 E: 1 K: 0 S: 23	H: 5 LOB: 1 BB: 1 P: 37	1B: 8 2B: 3 3B: 0 HR: 3	SF: 1 SAC: 1 DP: 1 HBP: 0	WP: 0 PB: 0 SB: 1 CS: 0	PA: 43						
PITCHER	IP	WLS	BF	H	R	ER	SO	BB	IBB	HBP	BLK	WP	HR	S	P	ERA	WHIP											
35 Dillon Gee, R ERA: 4.69	6.2		26	6	2	2	5	1	0	0	0	0	0	1	72	110	2.70	1.050										
39 Bobby Parnell, R ERA: 3.27	0.1	B	2	1	1	1	0	0	0	0	0	0	0	1	3	5	27.00	3.000										
60 Jon Rauch, R ERA: 4.09	1.0	L	5	2	1	1	1	0	0	0	0	0	0	0	11	16	9.00	2.000										
40 Tim Lincecum, L ERA: 3.14	0.1		2	0	1	1	0	1	0	0	0	0	0	4	8	27.00	3.000											
52 Ramon E Ramirez, R ERA: 4.79	0.0		3	3	2	2	0	0	0	0	0	0	0	1	6	9	∞	∞										

Philadelphia Phillies @ New York Mets
Citi Field, Flushing, NY
Wed May 30 2012, 7:11 PM - 10:24 PM EDT
Att: 30,064 - Cloudy - 76 F


AB 39
R 10
H 14
RBI 10
BB 2
SO 6
LOB 13



Batter	1	2	3	4	5	6	7	8	9	AB	R	H	RBI	BB	SO	LOB	BOTTOM											
56 Andres Torres, S OBP: 0.346, SLG: 0.303	G5-3		P4						28 1B	5	1	2	1	0	1	0												
28 Daniel Murphy, L OBP: 0.355, SLG: 0.373	5 2B		5 G4-3 1B				F9		2H 1B	4	1	2	1	1	1	1												
5 David Wright, R OBP: 0.463, SLG: 0.565	1H 2B		G4-3					L4	G4-3	5	0	1	1	0	1	2												
12 Scott Hairston, R OBP: 0.317, SLG: 0.558	G5-3					21 1B				4	1	2	0	0	1	1												
33 Vinny Rottino, R OBP: 0.273, SLG: 0.500							F9			3	0	0	0	1	1	2												
21 Lucas Duda, L OBP: 0.346, SLG: 0.413										4	2	3	3	0	1	2												
16 Rob Johnson, R OBP: 0.371, SLG: 0.344										4	0	1	0	0	2	2												
6 Omar Quintanilla, L OBP: 0.375, SLG: 0.625										4	0	0	0	0	1	3												
35 Cliff Lee, L ERA: 3.0 39 Bobby Parnell, R 1 Jordany Valdespin, L 60 Jon Rauch, R 40 Tim Lincecum, L 52 Ramon E Ramirez, R 63 Chris Schwinden, R 9 Kirk Nieuwenhuis, L										2	0	0	0	0	0	1												
Inning Stats	R: 1 E: 0 K: 1 S: 11	H: 1 LOB: 2 BB: 2 P: 21	R: 0 E: 0 K: 1 S: 10	H: 1 LOB: 0 BB: 0 P: 15	R: 0 E: 0 K: 0 S: 9	H: 1 LOB: 0 BB: 0 P: 16	R: 0 E: 0 K: 1 S: 14	H: 2 LOB: 2 BB: 0 P: 19	R: 0 E: 0 K: 2 S: 8	H: 0 LOB: 0 BB: 0 P: 12	R: 2 E: 0 K: 2 S: 10	H: 2 LOB: 0 BB: 0 P: 16	R: 0 E: 0 K: 1 S: 9	H: 1 LOB: 1 BB: 0 P: 14	R: 0 E: 0 K: 2 S: 9	H: 0 LOB: 0 BB: 0 P: 16	R: 3 E: 0 K: 0 S: 22	H: 4 LOB: 1 BB: 0 P: 31	1B: 7 2B: 3 3B: 0 HR: 2	SF: 0 SAC: 0 DP: 2 HBP: 0	WP: 0 PB: 0 SB: 0 CS: 0	PA: 39						
PITCHER	IP	WLS	BF	H	R	ER	SO	BB	IBB	HBP	BLK	WP	HR	S	P	ERA	WHIP											
33 Cliff Lee, L ERA: 3.0	6.0		25	7	3	3	7	2	0	0	0	0	0	9	99	4.50	1.500											
37 Antonio Bastardo, L ERA: 1.84	1.0	W	4	1	0	0	1	0	0	0	0	0	0	9	14	0.00	1.000											
52 Jose Contreras, R ERA: 2.27	1.0	H	3	0	0	0	2	0	0	0	0	0	0	9	16	0.00	0.000											
46 Raul Valdes, L ERA: 3.0	0.2		5	3	3	3	0	0	0	0	0	0	0	1	14	23	40.50	4.500										
58 Jonathan Papelbon, R ERA: 2.16	0.1		2	1	0	0	0	0	0	0	0	0	0	8	8	0.00	3.000											

Philadelphia Phillies @ New York Mets
Citi Field, Flushing, NY
Wed May 30 2012, 7:11 PM - 10:24 PM EDT
Att: 30,064 - Cloudy - 76 F

AB 37
R 6
H 12
RBI 6
BB 2
SO 10
LOB 14



Batter	1	2	3	4	5	6	7	8	9	AB	R	H	RBI	BB	SO	LOB	TOP																																																																																																																						
7 José Reyes, S OBP: 0.353, SLG: 0.353										4	0	3	0	1	0	1	Miami Marlins @ Philadelphia Phillies Citizens Bank Park, Philadelphia, PA Fri Jun 01 2012, 7:07 PM - 11:06 PM EDT Att: 44,497 - Cloudy - 71 F																																																																																																																						
12 Omar Infante, R OBP: 0.345, SLG: 0.524										4	1	1	0	0	0	6																																																																																																																							
2 Hanley Ramirez, R OBP: 0.341, SLG: 0.468										5	0	1	0	0	2	6																																																																																																																							
27 Giancarlo Stanton, R OBP: 0.377, SLG: 0.595										4	0	1	1	1	1	1																																																																																																																							
5 Logan Morrison, L OBP: 0.329, SLG: 0.358										5	1	1	1	0	1	5																																																																																																																							
11 Bryan Petersen, L OBP: 0.302, SLG: 0.255										2	0	0	0	0	0	1																																																																																																																							
20 Justin Ruggiano, R OBP: 0.667, SLG: 1.667										2	1	2	1	0	0	0																																																																																																																							
14 John Buck, R OBP: 0.298, SLG: 0.288										3	0	0	0	1	1	1																																																																																																																							
29 Greg Dobbs, L OBP: 0.329, SLG: 0.353										1	0	0	0	0	0	1																																																																																																																							
8 Chris Coghlan, L OBP: 0.208, SLG: 0.214										3	1	2	0	1	1	1																																																																																																																							
56 Mark Buehrle, L OBP: 0.071, SLG: 0.192										2	0	0	0	0	0	3																																																																																																																							
22 Dominic Murphy, S OBP: 0.271, SLG: 0.330										1	0	1	0	0	0	0																																																																																																																							
57 Chad Gaudin, R ERA: 5.27										0	0	0	0	0	0	0																																																																																																																							
17 Donovan Solano, R OBP: 0.317, SLG: 0.439										1	0	1	0	0	0	0																																																																																																																							
36 Randy Choate, L ERA: 0.54										0	0	0	0	0	0	0																																																																																																																							
58 Ryan Webb, R ERA: 3.88										0	0	0	0	0	0	0																																																																																																																							
Inning Stats	R: 1 E: 0 K: 2 S: 10	H: 3 LOB: 1 BB: 0 P: 14	R: 0 E: 0 K: 0 S: 9	H: 1 LOB: 1 BB: 0 P: 12	R: 0 E: 1 K: 0 S: 9	H: 1 LOB: 2 BB: 1 P: 17	R: 0 E: 0 K: 0 S: 9	H: 0 LOB: 3 BB: 2 P: 20	R: 0 E: 0 K: 1 S: 10	H: 1 LOB: 0 BB: 0 P: 16	R: 1 E: 0 K: 1 S: 11	H: 2 LOB: 0 BB: 0 P: 15	R: 0 E: 0 K: 0 S: 8	H: 0 LOB: 0 BB: 0 P: 14	R: 2 E: 0 K: 2 S: 18	H: 4 LOB: 3 BB: 1 P: 31	R: 0 E: 0 K: 0 S: 11	H: 1 LOB: 1 BB: 0 P: 16	1B: 8 2B: 3 3B: 0 HR: 2	SF: 0 SAC: 1 DP: 2 HBP: 1	WP: 0 PB: 0 SB: 1 CS: 0	PA: 43																																																																																																																	
PITCHER	IP WLS BF H R ER SO BB IBB HBP BLK WP HR S P ERA WHIP	<table border="0"> <tr> <td>38 Kyle Kendrick, R ERA: 4.02</td> <td>(1, 1)</td> <td>5.1</td> <td>W</td> <td>27</td> <td>8</td> <td>2</td> <td>2</td> <td>4</td> <td>3</td> <td>0</td> <td>1</td> <td>0</td> <td>0</td> <td>0</td> <td>0</td> <td>57</td> <td>93</td> <td>3.38</td> <td>2.062</td> </tr> <tr> <td>50 Chad Qualls, R ERA: 4.66</td> <td>(6, 1)</td> <td>0.2</td> <td>H</td> <td>1</td> <td>0</td> <td>0</td> <td>0</td> <td>0</td> <td>0</td> <td>0</td> <td>0</td> <td>0</td> <td>0</td> <td>0</td> <td>0</td> <td>1</td> <td>1</td> <td>0.00</td> <td>0.000</td> </tr> <tr> <td>52 Jose Contreras, R ERA: 5.27</td> <td>(7, 1)</td> <td>0.0</td> <td></td> <td>0</td> <td>0</td> <td>0</td> <td>0</td> <td>0</td> <td>0</td> <td>0</td> <td>0</td> <td>0</td> <td>0</td> <td>0</td> <td>0</td> <td>0</td> <td>0</td> <td>∞</td> <td>∞</td> </tr> <tr> <td>37 Antonio Bastardo, L ERA: 2.87</td> <td>(7, 1)</td> <td>1.0</td> <td>H</td> <td>6</td> <td>2</td> <td>2</td> <td>2</td> <td>0</td> <td>1</td> <td>0</td> <td>0</td> <td>0</td> <td>0</td> <td>0</td> <td>2</td> <td>13</td> <td>23</td> <td>18.00</td> <td>3.000</td> </tr> <tr> <td>63 Jake Diekmann, L ERA: 5.4</td> <td>(8, 1)</td> <td>0.1</td> <td>H</td> <td>3</td> <td>2</td> <td>0</td> <td>0</td> <td>1</td> <td>0</td> <td>0</td> <td>0</td> <td>0</td> <td>0</td> <td>0</td> <td>0</td> <td>8</td> <td>13</td> <td>0.00</td> <td>6.000</td> </tr> </table>																38 Kyle Kendrick, R ERA: 4.02	(1, 1)	5.1	W	27	8	2	2	4	3	0	1	0	0	0	0	57	93	3.38	2.062	50 Chad Qualls, R ERA: 4.66	(6, 1)	0.2	H	1	0	0	0	0	0	0	0	0	0	0	0	1	1	0.00	0.000	52 Jose Contreras, R ERA: 5.27	(7, 1)	0.0		0	0	0	0	0	0	0	0	0	0	0	0	0	0	∞	∞	37 Antonio Bastardo, L ERA: 2.87	(7, 1)	1.0	H	6	2	2	2	0	1	0	0	0	0	0	2	13	23	18.00	3.000	63 Jake Diekmann, L ERA: 5.4	(8, 1)	0.1	H	3	2	0	0	1	0	0	0	0	0	0	0	8	13	0.00	6.000	PITCHER	IP WLS BF H R ER SO BB IBB HBP BLK WP HR S P ERA WHIP	58 Jonathan Papelbon, R ERA: 2.01	(8, 1)	1.2	S	6	1	0	0	1	0	0	0	0	0	0.00	0.600
38 Kyle Kendrick, R ERA: 4.02	(1, 1)	5.1	W	27	8	2	2	4	3	0	1	0	0	0	0	57	93	3.38	2.062																																																																																																																				
50 Chad Qualls, R ERA: 4.66	(6, 1)	0.2	H	1	0	0	0	0	0	0	0	0	0	0	0	1	1	0.00	0.000																																																																																																																				
52 Jose Contreras, R ERA: 5.27	(7, 1)	0.0		0	0	0	0	0	0	0	0	0	0	0	0	0	0	∞	∞																																																																																																																				
37 Antonio Bastardo, L ERA: 2.87	(7, 1)	1.0	H	6	2	2	2	0	1	0	0	0	0	0	2	13	23	18.00	3.000																																																																																																																				
63 Jake Diekmann, L ERA: 5.4	(8, 1)	0.1	H	3	2	0	0	1	0	0	0	0	0	0	0	8	13	0.00	6.000																																																																																																																				

Batter	1	2	3	4	5	6	7	8	9	AB	R	H	RBI	BB	SO	LOB	BOTTOM																																																																																																	
11 Jimmy Rollins, S OBP: 0.291, SLG: 0.306										5	0	1	1	0	0	0	Miami Marlins @ Philadelphia Phillies Citizens Bank Park, Philadelphia, PA Fri Jun 01 2012, 7:07 PM - 11:06 PM EDT Att: 44,497 - Cloudy - 71 F																																																																																																	
27 Placido Polanco, R OBP: 0.311, SLG: 0.358										5	2	3	0	0	0	0																																																																																																		
3 Hunter Pence, R OBP: 0.341, SLG: 0.500										4	3	3	2	0	0	2																																																																																																		
51 Carlos Ruiz, R OBP: 0.430, SLG: 0.626										4	0	3	0	0	1	1																																																																																																		
24 Ty Wigginton, R OBP: 0.350, SLG: 0.407										3	0	1	0	1	0	4																																																																																																		
29 Hector Luna, R OBP: 0.400, SLG: 0.583										4	0	2	3	0	0	3																																																																																																		
8 Shane Victorino, S OBP: 0.317, SLG: 0.439										0	0	0	0	0	0	0																																																																																																		
58 Jonathan Papelbon, R ERA: 2.01										4	0	0	0	0	0	7																																																																																																		
15 John Mayberry Jr., R OBP: 0.274, SLG: 0.339										4	0	0	0	0	0	7																																																																																																		
13 Freddy Galvis, S OBP: 0.260, SLG: 0.374										4	1	1	0	0	0	2																																																																																																		
38 Kyle Kendrick, R ERA: 4.02										2	0	0	0	0	2	0																																																																																																		
50 Chad Qualls, R ERA: 4.66										0	0	0	0	0	0	0																																																																																																		
4 Pete Orr, L OBP: 0.271, SLG: 0.330										0	0	0	0	0	0	0																																																																																																		
52 Jose Contreras, R ERA: 5.27										0	0	0	0	0	0	0																																																																																																		
37 Antonio Bastardo, R ERA: 2.87										0	0	0	0	0	0	0																																																																																																		
63 Jake Diekmann, L ERA: 5.4										1	0	0	0	0	0	0																																																																																																		
Inning Stats	R: 2 E: 0 K: 0 S: 11	H: 4 LOB: 2 BB: 0 P: 18	R: 0 E: 0 K: 1 S: 12	H: 2 LOB: 2 BB: 0 P: 17	R: 0 E: 0 K: 0 S: 9	H: 1 LOB: 1 BB: 0 P: 14	R: 0 E: 0 K: 1 S: 9	H: 0 LOB: 0 BB: 0 P: 13	R: 2 E: 0 K: 0 S: 12	H: 4 LOB: 1 BB: 0 P: 17	R: 1 E: 0 K: 0 S: 5	H: 1 LOB: 0 BB: 0 P: 5	R: 1 E: 0 K: 1 S: 16	H: 2 LOB: 2 BB: 1 P: 26	R: 0 E: 0 K: 0 S: 10	H: 0 LOB: 0 BB: 0 P: 16	1B: 9 2B: 4 3B: 0 HR: 1	SF: 0 SAC: 1 DP: 1 HBP: 0	WP: 1 PB: 0 SB: 0 CS: 0	PA: 38																																																																																														
PITCHER	IP WLS BF H R ER SO BB IBB HBP BLK WP HR S P ERA WHIP	<table border="0"> <tr> <td>56 Mark Buehrle, L ERA: 3.53</td> <td>(1, 1)</td> <td>5.0</td> <td>L</td> <td>25</td> <td>11</td> <td>4</td> <td>4</td> <td>2</td> <td>1</td> <td>0</td> <td>0</td> <td>0</td> <td>1</td> <td>1</td> <td>0</td> <td>21</td> <td>31</td> <td>9.00</td> <td>2.000</td> </tr> <tr> <td>57 Chad Gaudin, R ERA: 3.2</td> <td>(6, 1)</td> <td>2.0</td> <td></td> <td>10</td> <td>3</td> <td>2</td> <td>2</td> <td>1</td> <td>1</td> <td>0</td> <td>0</td> <td>0</td> <td>0</td> <td>0</td> <td>0</td> <td>7</td> <td>10</td> <td>0.00</td> <td>0.000</td> </tr> <tr> <td>36 Randy Choate, L ERA: 0.54</td> <td>(8, 1)</td> <td>0.2</td> <td></td> <td>2</td> <td>0</td> <td>0</td> <td>0</td> <td>0</td> <td>0</td> <td>0</td> <td>0</td> <td>0</td> <td>0</td> <td>0</td> <td>0</td> <td>3</td> <td>6</td> <td>0.00</td> <td>0.000</td> </tr> <tr> <td>58 Ryan Webb, R ERA: 3.88</td> <td>(8, 1)</td> <td>0.1</td> <td></td> <td>1</td> <td>0</td> <td>0</td> <td>0</td> <td>0</td> <td>0</td> <td>0</td> <td>0</td> <td>0</td> <td>0</td> <td>0</td> <td>0</td> <td>3</td> <td>6</td> <td>0.00</td> <td>0.000</td> </tr> </table>																56 Mark Buehrle, L ERA: 3.53	(1, 1)	5.0	L	25	11	4	4	2	1	0	0	0	1	1	0	21	31	9.00	2.000	57 Chad Gaudin, R ERA: 3.2	(6, 1)	2.0		10	3	2	2	1	1	0	0	0	0	0	0	7	10	0.00	0.000	36 Randy Choate, L ERA: 0.54	(8, 1)	0.2		2	0	0	0	0	0	0	0	0	0	0	0	3	6	0.00	0.000	58 Ryan Webb, R ERA: 3.88	(8, 1)	0.1		1	0	0	0	0	0	0	0	0	0	0	0	3	6	0.00	0.000	PITCHER	IP WLS BF H R ER SO BB IBB HBP BLK WP HR S P ERA WHIP															
56 Mark Buehrle, L ERA: 3.53	(1, 1)	5.0	L	25	11	4	4	2	1	0	0	0	1	1	0	21	31	9.00	2.000																																																																																															
57 Chad Gaudin, R ERA: 3.2	(6, 1)	2.0		10	3	2	2	1	1	0	0	0	0	0	0	7	10	0.00	0.000																																																																																															
36 Randy Choate, L ERA: 0.54	(8, 1)	0.2		2	0	0	0	0	0	0	0	0	0	0	0	3	6	0.00	0.000																																																																																															
58 Ryan Webb, R ERA: 3.88	(8, 1)	0.1		1	0	0	0	0	0	0	0	0	0	0	0	3	6	0.00	0.000																																																																																															

Miami Marlins @ Philadelphia Phillies
 Citizens Bank Park, Philadelphia, PA
 Fri Jun 01 2012, 7:07 PM - 11:06 PM EDT
 Att: 44,497 - Cloudy - 71 F

livebaseballscorecards.com

AB 37
 R 4
 H 13
 RBI 3
 BB 4
 SO 6
 LOB 26

Miami Marlins @ Philadelphia Phillies
 Citizens Bank Park, Philadelphia, PA
 Fri Jun 01 2012, 7:07 PM - 11:06 PM EDT
 Att: 44,497 - Cloudy - 71 F

livebaseballscorecards.com

AB 36
 R 6
 H 14
 RBI 6
 BB 1
 SO 3
 LOB 19

Batter	1	2	3	4	5	6	7	8	9	AB	R	H	RBI	BB	SO	LOB	TOP								
7 José Reyes, S OBP: 0.357, SLG: 0.363	G3-1		L9					G4-3		5	0	2	2	0	0	2									
12 Omar Infante, R OBP: 0.338, SLG: 0.508	F8		F8					G4-3		5	0	1	0	0	0	2									
2 Hanley Ramirez, R OBP: 0.340, SLG: 0.505	L6							FC6-2 27 1B		5	1	1	1	0	1	3									
27 Giancarlo Stanton, R OBP: 0.370, SLG: 0.575		G5-3		G4-3				G5-3		5	0	1	0	0	1	0									
29 Greg Dobbs, L OBP: 0.342, SLG: 0.366										3	0	2	0	0	0	0									
20 Justin Ruggiano, R (7, PH) OBP: 0.375, SLG: 0.875										1	0	0	0	0	0	2									
5 Logan Morrison, L OBP: 0.326, SLG: 0.353										4	0	0	0	0	1	2									
14 John Buck, R OBP: 0.303, SLG: 0.289										3	1	1	0	1	2	2									
8 Chris Coghlan, L OBP: 0.224, SLG: 0.221			G3-1							4	1	2	0	0	1	0									
38 Carlos Zambrano, S (1, 1)										4	2	2	1	0	0	2									
31 Steve Cishek, R (8, 1)										0	0	0	0	0	0	0									
21 Heath Bell, R (9, 1)										0	0	0	0	0	0	0									
Inning Stats	R: 0 E: 0 K: 0 S: 5	H: 0 LOB: 0 BB: 0 P: 7	R: 0 E: 0 K: 2 S: 9	H: 1 LOB: 1 BB: 0 P: 14	R: 1 E: 0 K: 0 S: 8	H: 1 LOB: 0 BB: 0 P: 10	R: 1 E: 0 K: 1 S: 13	H: 2 LOB: 1 BB: 0 P: 16	R: 0 E: 0 K: 2 S: 16	H: 2 LOB: 2 BB: 0 P: 24	R: 0 E: 0 K: 1 S: 7	H: 0 LOB: 0 BB: 0 P: 7	R: 3 E: 0 K: 0 S: 19	H: 4 LOB: 2 BB: 1 P: 26	R: 0 E: 0 K: 0 S: 12	H: 2 LOB: 2 BB: 0 P: 17	R: 0 E: 0 K: 0 S: 7	H: 0 LOB: 0 BB: 0 P: 9	1B: 9 2B: 1 3B: 0 HR: 2	SF: 0 SAC: 0 DP: 0 HBP: 0	WP: 1 PB: 0 SB: 0 CS: 0	PA: 40			
PITCHER	IP	WLS	BF	H	R	ER	SO	BB	IBB	HBP	BLK	WP	HR	S	P	ERA	WHIP								
56 Joe Blanton, R (1, 1) ERA: 5.27	6.0	L	28	9	5	5	6	1	0	0	0	0	2	64	88	7.50	1.667								
50 Chad Qualls, R (7, 1) ERA: 4.43	0.2		0	1	0	0	0	0	0	0	0	1	0	11	14	0.00	1.500								
63 Jake Diekman, L (7, 1) ERA: 4.5	1.1		6	2	0	0	0	0	0	0	0	0	0	14	19	0.00	1.500								
44 Michael Schwimer, R (9, 1) ERA: 7.04	1.0		3	0	0	0	0	0	0	0	0	0	0	7	9	0.00	0.000								

Miami Marlins @ Philadelphia Phillies
Citizens Bank Park, Philadelphia, PA
Sun Jun 03 2012, 1:38 PM - 4:14 PM EDT
Att: 45,356 - Partly Cloudy - 76 F

AB 39
R 5
H 12
RBI 4
BB 1
SO 6
LOB 15



Batter	1	2	3	4	5	6	7	8	9	AB	R	H	RBI	BB	SO	LOB	BOTTOM								
11 Jimmy Rollins, S OBP: 0.289, SLG: 0.312	G3		G6-3							4	0	0	0	0	0	1									
10 Juan Pierre, L OBP: 0.378, SLG: 0.386			G3							4	0	3	1	0	0	0									
3 Hunter Pence, R OBP: 0.338, SLG: 0.505			G4-3							4	0	0	0	0	2	3									
29 Hector Luna, R OBP: 0.379, SLG: 0.519										3	0	0	0	1	1	1									
8 Shane Victorino, S OBP: 0.319, SLG: 0.405										4	0	1	0	0	1	2									
27 Placido Polanco, R OBP: 0.319, SLG: 0.361										3	0	1	0	1	0	0									
13 Freddy Galvis, S OBP: 0.255, SLG: 0.370										4	0	0	0	0	0	3									
23 Brian Schneider, L OBP: 0.300, SLG: 0.431										4	1	1	0	0	1	3									
56 Joe Blanton, R (1, 1) OBP: 0.200, SLG: 0.048										2	0	0	0	0	2	1									
50 Chad Qualls, R (7, 1) ERA: 2.81										0	0	0	0	0	0	0									
63 Jake Diekman, L (7, 1) ERA: 1.14										0	0	0	0	0	0	0									
18 Mike Fontenot, L (8, PH) OBP: 0.480, SLG: 0.455										1	0	0	0	0	1	1									
44 Michael Schwimer, R (9, 1) ERA: 6.65										0	0	0	0	0	0	0									
Inning Stats	R: 0 E: 0 K: 0 S: 15	H: 1 LOB: 2 BB: 1 P: 25	R: 0 E: 0 K: 1 S: 7	H: 0 LOB: 1 BB: 1 P: 14	R: 0 E: 0 K: 0 S: 5	H: 0 LOB: 0 BB: 0 P: 6	R: 0 E: 0 K: 0 S: 8	H: 0 LOB: 0 BB: 0 P: 11	R: 0 E: 0 K: 2 S: 9	H: 0 LOB: 0 BB: 0 P: 13	R: 0 E: 0 K: 2 S: 11	H: 1 LOB: 1 BB: 0 P: 18	R: 0 E: 0 K: 1 S: 8	H: 0 LOB: 0 BB: 0 P: 12	R: 1 E: 0 K: 2 S: 14	H: 2 LOB: 1 BB: 0 P: 21	R: 0 E: 0 K: 0 S: 12	H: 2 LOB: 2 BB: 0 P: 17	1B: 5 2B: 1 3B: 0 HR: 0	SF: 0 SAC: 0 DP: 0 HBP: 0	WP: 1 PB: 1 SB: 0 CS: 0	PA: 35			
PITCHER	IP	WLS	BF	H	R	ER	SO	BB	IBB	HBP	BLK	WP	HR	S	P	ERA	WHIP								
38 Carlos Zambrano, R (1, 1) ERA: 2.81	7.2	W	29	4	1	1	7	2	0	0	0	0	0	73	114	1.17	0.783								
31 Steve Cishek, R (8, 1) ERA: 1.14	0.2		4	2	0	0	1	0	0	0	0	0	0	12	19	0.00	3.000								
21 Heath Bell, R (9, 1) ERA: 6.65	0.2	S	2	0	0	0	0	0	0	0	0	0	0	4	4	0.00	0.000								

Miami Marlins @ Philadelphia Phillies
Citizens Bank Park, Philadelphia, PA
Sun Jun 03 2012, 1:38 PM - 4:14 PM EDT
Att: 45,356 - Partly Cloudy - 76 F

AB 33
R 1
H 6
RBI 1
BB 2
SO 8
LOB 15



Batter	1	2	3	4	5	6	7	8	9	AB	R	H	RBI	BB	SO	LOB	TOP								
9 Dee Strange-Gordon, L (1.6) OBP: 0.272, SLG: 0.286										4	1	2	1	0	1	2									
37 Eilan Herrera, S (1.8) OBP: 0.384, SLG: 0.369										4	1	1	1	1	2	3									
16 Andre Ethier, L (1.9) OBP: 0.373, SLG: 0.544										4	1	0	0	1	0	3									
21 Juan Rivera, R (1.3) OBP: 0.272, SLG: 0.349										5	0	1	1	0	2	1									
23 Bobby Abreu, L (1.7) OBP: 0.398, SLG: 0.424										4	0	2	1	0	2	0									
49 Alex Castellanos, R (8.7) OBP: 0.375, SLG: 0.667										1	0	0	0	0	1	1									
17 A.J. Ellis, R (1.2) OBP: 0.426, SLG: 0.493										3	0	0	0	0	2	2									
6 Jerry Hairston, R (1.4) OBP: 0.433, SLG: 0.488										4	0	1	0	0	2	4									
3 Adam Kennedy, L (1.5) OBP: 0.327, SLG: 0.301										3	1	2	0	0	0	1									
13 Iván De Jesús Jr, R (8.5) OBP: 0.346, SLG: 0.435										1	0	0	0	0	0	2									
22 Clayton Kershaw, L (1.1) OBP: 0.261, SLG: 0.238										0	0	0	0	1	0	0									
7 James Loney, L (8.7) ERA: 2.5										1	0	0	0	0	0	3									
51 Ronald Belisario, R (8.1) ERA: 2.5										0	0	0	0	0	0	0									
74 Kenley Jansen, S (9.1) ERA: 2.31										0	0	0	0	0	0	0									
Inning Stats	R: 2 H: 2 E: 0 K: 2 S: 18	H: 2 R: 2 ER: 0 BB: 2 P: 32	R: 1 H: 2 E: 0 K: 1 S: 9	H: 2 R: 2 ER: 0 BB: 0 P: 12	R: 0 H: 0 E: 0 K: 1 S: 9	H: 0 R: 0 ER: 0 BB: 0 P: 12	R: 0 H: 1 E: 0 K: 0 S: 14	H: 1 R: 2 ER: 0 BB: 1 P: 24	R: 0 H: 0 E: 0 K: 0 S: 6	H: 0 R: 0 ER: 0 BB: 0 P: 8	R: 0 H: 0 E: 0 K: 3 S: 9	H: 0 R: 0 ER: 0 BB: 0 P: 15	R: 0 H: 1 E: 0 K: 1 S: 9	H: 2 R: 2 ER: 0 BB: 0 P: 15	R: 0 H: 1 E: 1 K: 2 S: 15	H: 1 R: 0 ER: 0 BB: 0 P: 21	R: 1 H: 2 E: 0 K: 2 S: 14	H: 2 R: 1 ER: 0 BB: 1 P: 17	1B: 7 2B: 1 3B: 1 HR: 0	SF: 0 SAC: 2 DP: 0 HBP: 2	WP: 1 PB: 1 CS: 2	PA: 41			
PITCHER	IP WLS BF H R ER SO BB IBB HBP BLK WP HR S P ERA WHIP	4.0 19 5 3 3 4 3 0 0 0 0 0 50 80 6.75 2.000	2.1 9 1 0 0 3 0 0 0 1 0 0 20 33 0.00 0.429	1.2 8 1 0 0 3 0 0 0 1 0 1 19 26 0.00 0.600	1.0 L 5 2 1 1 2 0 0 0 0 0 0 0 14 17 9.00 2.000																				

Los Angeles Dodgers @ Philadelphia Phillies
Citizens Bank Park, Philadelphia, PA
Mon Jun 04 2012, 7:11 PM - 10:21 PM EDT
Att: 45,572 - Drizzzie - 62 F

AB	34
R	4
H	9
RBI	4
BB	3
SO	12
LOB	22



Batter	1	2	3	4	5	6	7	8	9	AB	R	H	RBI	BB	SO	LOB	BOTTOM							
11 Jimmy Rollins, S (1.6) OBP: 0.292, SLG: 0.324										4	0	2	0	0	0	1								
27 Placido Polanco, R (1.5) OBP: 0.323, SLG: 0.360										4	1	2	2	0	0	1								
3 Hunter Pence, R (1.9) OBP: 0.332, SLG: 0.495										4	0	0	0	0	0	4								
51 Carlos Ruiz, R (1.2) OBP: 0.416, SLG: 0.600										4	0	1	0	0	0	0								
8 Shane Victorino, S (1.8) OBP: 0.314, SLG: 0.397										4	0	0	0	0	1	1								
24 Ty Wigington, R (1.3) OBP: 0.335, SLG: 0.388										3	0	0	0	0	2	1								
37 Antonio Bastardo, L (7.1) ERA: 2.95										0	0	0	0	0	0	0								
18 Mike Fontenot, L (8.7) OBP: 0.462, SLG: 0.435										1	0	0	0	0	0	0								
58 Jonathan Papelbon, R (9.1) ERA: 2.03										0	0	0	0	0	0	0								
15 John Mayberry Jr., R (1.7) OBP: 0.273, SLG: 0.344										4	1	1	0	0	1	1								
13 Freddy Galvis, S (1.4) OBP: 0.260, SLG: 0.373										4	1	2	1	0	0	2								
49 Vance Worley, R (1.1) ERA: 2.95										0	0	0	0	0	0	0								
55 Joe Savery, L (5.1) ERA: 1.26										1	0	0	0	0	1	0								
29 Hector Luna, R (7.3) OBP: 0.355, SLG: 0.483										2	0	0	0	0	2	1								
Inning Stats	R: 0 H: 0 E: 0 K: 0 S: 7	H: 0 R: 0 ER: 0 BB: 0 P: 11	R: 0 H: 0 E: 0 K: 1 S: 6	H: 0 R: 0 ER: 0 BB: 0 P: 9	R: 3 H: 3 E: 0 K: 0 S: 11	H: 3 R: 3 ER: 0 BB: 0 P: 20	R: 0 H: 1 E: 1 K: 2 S: 12	H: 1 R: 2 ER: 0 BB: 0 P: 19	R: 0 H: 1 E: 0 K: 1 S: 12	H: 1 R: 0 ER: 0 BB: 0 P: 18	R: 0 H: 0 E: 0 K: 0 S: 7	H: 0 R: 0 ER: 0 BB: 0 P: 8	R: 0 H: 3 E: 0 K: 1 S: 14	H: 3 R: 0 ER: 0 BB: 0 P: 19	R: 0 H: 0 E: 0 K: 0 S: 7	H: 0 R: 0 ER: 0 BB: 0 P: 8	R: 0 H: 0 E: 0 K: 2 S: 7	H: 0 R: 0 ER: 0 BB: 0 P: 11	1B: 5 2B: 1 3B: 1 HR: 1	SF: 0 SAC: 1 DP: 0 HBP: 0	WP: 0 PB: 0 CS: 0	PA: 36		
PITCHER	IP WLS BF H R ER SO BB IBB HBP BLK WP HR S P ERA WHIP	7.0 30 3 3 3 5 0 0 0 0 0 0 69 104 3.86 1.143	1.0 W 3 0 0 0 0 0 0 0 0 0 0 7 8 0.00 0.000	1.0 S 3 0 0 0 2 0 0 0 0 0 0 7 11 0.00 0.000																				

Los Angeles Dodgers @ Philadelphia Phillies
Citizens Bank Park, Philadelphia, PA
Mon Jun 04 2012, 7:11 PM - 10:21 PM EDT
Att: 45,572 - Drizzzie - 62 F

AB	35
R	3
H	8
RBI	3
BB	0
SO	7
LOB	12



Batter	1	2	3	4	5	6	7	8	9	AB	R	H	RBI	BB	SO	LOB	TOP					
11 Jimmy Rollins, S OBP: 0.295, SLG: 0.339	L8	G1-3	K			P3		P2		5	0	0	0	0	1	1						
10 Juan Pierre, L OBP: 0.354, SLG: 0.371 7 Michael Martinez, S	G4-3			G4-3		G4-3			K	4	1	1	0	0	0	0						
3 Hunter Pence, R OBP: 0.332, SLG: 0.481					F9				G6-3	4	2	1	0	0	1	0						
25 Jim Thome, L OBP: 0.286, SLG: 0.280										5	2	3	1	0	2	0						
8 Shane Victorino, S OBP: 0.326, SLG: 0.429										4	2	3	5	0	0	0						
51 Carlos Ruiz, R OBP: 0.403, SLG: 0.569										4	0	1	1	0	2	2						
24 Ty Wigginton, R OBP: 0.344, SLG: 0.426										4	0	1	0	0	1	1						
15 John Mayberry Jr., R OBP: 0.260, SLG: 0.324										4	1	1	0	0	2	1						
18 Mike Fontenot, L OBP: 0.474, SLG: 0.515										4	1	1	2	0	1	1						
Inning Stats	R: 1 E: 0 K: 1 S: 14	H: 3 LOB: 2 BB: 0 P: 21	R: 6 E: 0 K: 1 S: 21	H: 6 LOB: 1 BB: 0 P: 34	R: 0 E: 0 K: 3 S: 10	H: 0 LOB: 0 BB: 0 P: 16	R: 2 E: 0 K: 0 S: 8	H: 2 LOB: 0 BB: 0 P: 12	R: 0 E: 0 K: 1 S: 11	H: 0 LOB: 0 BB: 0 P: 17	R: 0 E: 0 K: 1 S: 7	H: 0 LOB: 0 BB: 0 P: 13	R: 0 E: 0 K: 2 S: 9	H: 0 LOB: 0 BB: 0 P: 12	R: 0 E: 1 K: 0 S: 14	H: 1 LOB: 1 BB: 0 P: 21	R: 0 E: 0 K: 2 S: 10	H: 0 LOB: 0 BB: 0 P: 13	1B: 5 2B: 4 3B: 1 HR: 2	SF: 0 SAC: 0 DP: 0 HBP: 1	WP: 0 PB: 0 SB: 1 CS: 0	PA: 40
PITCHER	IP WLS BF H R ER SO BB IBB HBP BLK WP HR S P ERA WHIP																					
34 Jake Arrieta, R ERA: 6.32	4.0 L 24 11 9 9 5 0 0 0 1 0 0 2 53 83 20.25 2.750																					
37 Dana Eveland, L ERA: 3.35	3.0 9 0 0 0 4 0 0 0 0 0 0 27 42 0.00 0.000																					
63 Kevin Gregg, R ERA: 3.63	1.0 4 1 0 0 0 0 0 0 0 0 0 14 21 0.00 1.000																					
38 Luis Ayala, R ERA: 2.0	1.0 3 0 0 0 2 0 0 0 0 0 0 10 13 0.00 0.000																					

Philadelphia Phillies @ Baltimore Orioles
Oriole Park at Camden Yards, Baltimore, MD
Fri Jun 08 2012, 7:07 PM - 9:59 PM EDT
Att: 40,459 - Clear - 81 F

AB 39
R 9
H 12
RBI 9
BB 0
SO 11
LOB 6



Batter	1	2	3	4	5	6	7	8	9	AB	R	H	RBI	BB	SO	LOB	BOTTOM					
9 Endy Chavez, L OBP: 0.198, SLG: 0.226	G4-3	G3								5	1	2	0	0	1	1						
2 J.J. Hardy, R OBP: 0.300, SLG: 0.463	L6-3									5	1	1	2	0	1	1						
10 Adam Jones, R OBP: 0.344, SLG: 0.565	F9									4	0	0	0	0	0	0						
32 Matt Wieters, S OBP: 0.329, SLG: 0.445										4	1	2	0	0	1	1						
19 Chris Davis, L OBP: 0.335, SLG: 0.511										4	2	2	2	0	2	1						
24 Wilson Betemit, S OBP: 0.298, SLG: 0.390										3	0	1	0	1	2	2						
12 Mark Reynolds, R OBP: 0.346, SLG: 0.361										3	1	0	0	1	1	3						
3 Ryan Flaherty, L OBP: 0.209, SLG: 0.222 36 Nick Johnson, L OBP: 0.234, SLG: 0.397										3	0	0	0	0	2	3						
11 Robert Andino, R OBP: 0.299, SLG: 0.337										4	0	1	2	0	0	1						
Inning Stats	R: 0 E: 0 K: 0 S: 6	H: 0 LOB: 0 BB: 0 P: 11	R: 3 E: 0 K: 2 S: 19	H: 3 LOB: 1 BB: 1 P: 34	R: 0 E: 1 K: 1 S: 6	H: 0 LOB: 0 BB: 0 P: 10	R: 1 E: 0 K: 1 S: 11	H: 2 LOB: 1 BB: 0 P: 16	R: 0 E: 0 K: 1 S: 9	H: 0 LOB: 0 BB: 0 P: 16	R: 0 E: 0 K: 2 S: 9	H: 1 LOB: 1 BB: 0 P: 13	R: 2 E: 0 K: 0 S: 13	H: 2 LOB: 0 BB: 0 P: 21	R: 0 E: 0 K: 3 S: 9	H: 0 LOB: 1 BB: 1 P: 21	R: 0 E: 0 K: 1 S: 10	H: 1 LOB: 1 BB: 0 P: 16	1B: 5 2B: 2 3B: 0 HR: 2	SF: 0 SAC: 0 DP: 1 HBP: 0	WP: 0 PB: 0 SB: 0 CS: 0	PA: 38
PITCHER	IP WLS BF H R ER SO BB IBB HBP BLK WP HR S P ERA WHIP																					
56 Joe Blanton, R ERA: 5.4	6.2 W 28 7 5 5 7 1 0 0 0 0 0 1 69 115 6.75 1.200																					
44 Michael Schwimer, R ERA: 7.56	0.1 2 1 1 1 0 0 0 0 0 0 0 1 4 6 27.00 3.000																					
37 Antonio Bastardo, L ERA: 2.35	1.0 H 4 0 0 0 3 1 0 0 0 0 0 9 21 0.00 1.000																					
58 Jonathan Papelbon, R ERA: 2.22	1.0 S 4 1 0 0 1 0 0 0 0 0 0 0 10 16 0.00 1.000																					

Philadelphia Phillies @ Baltimore Orioles
Oriole Park at Camden Yards, Baltimore, MD
Fri Jun 08 2012, 7:07 PM - 9:59 PM EDT
Att: 40,459 - Clear - 81 F

AB 36
R 6
H 9
RBI 6
BB 2
SO 11
LOB 13



Batter	1	2	3	4	5	6	7	8	9	10	11	12	AB	R	H	RBI	BB	SO	LOB	TOP										
11 Jimmy Rollins, S OBP: 0.292, SLG: 0.347	G6-3		HR		G3			G3		F8		L4	6	1	1	1	0	0	1											
10 Juan Pierre, L OBP: 0.353, SLG: 0.369	1B		B5-3		G6-3			1B		L1		F9	6	1	2	0	0	0	1											
3 Hunter Pence, R OBP: 0.341, SLG: 0.487	1B		G4-3					1B					5	0	4	0	0	0	0											
25 Jim Thome, L OBP: 0.313, SLG: 0.414	G4-6-3				HR			1B					4	1	2	2	0	0	3											
15 John Mayberry Jr., R OBP: 0.258, SLG: 0.322								1B					1	0	0	0	0	0	1											
8 Shane Victorino, S OBP: 0.323, SLG: 0.424					F7			FC4					5	0	1	0	0	0	3											
24 Ty Wigginton, R OBP: 0.340, SLG: 0.419	FC6-4				P6			G6-4-3					5	0	1	0	0	2	5											
18 Mike Fontenot, L OBP: 0.419, SLG: 0.447	F8				G4-6-3			K					5	0	0	0	0	0	2											
29 Hector Luna, R OBP: 0.385, SLG: 0.559	K							P5					4	1	2	1	1	1	1											
23 Brian Schneider, L OBP: 0.293, SLG: 0.353					P3			F8					3	0	0	0	0	0	0											
51 Carlos Ruiz, R OBP: 0.399, SLG: 0.562	F7							G5-4-3					2	0	0	0	0	0	2											
Inning Stats	R: 0 E: 0 K: 0 S: 7	H: 2 LOB: 1 BB: 0 P: 9	R: 0 E: 0 K: 1 S: 8	H: 1 LOB: 1 BB: 0 P: 10	R: 1 E: 0 K: 0 S: 8	H: 1 LOB: 0 BB: 0 P: 13	R: 1 E: 0 K: 0 S: 9	H: 2 LOB: 0 BB: 0 P: 13	R: 1 E: 0 K: 0 S: 6	H: 1 LOB: 1 BB: 0 P: 7	R: 0 E: 0 K: 1 S: 13	H: 1 LOB: 1 BB: 0 P: 20	R: 0 E: 0 K: 0 S: 6	H: 0 LOB: 0 BB: 0 P: 14	R: 1 E: 1 K: 0 S: 16	H: 3 LOB: 3 BB: 0 P: 24	R: 0 E: 0 K: 0 S: 9	H: 1 LOB: 1 BB: 0 P: 14	R: 0 E: 0 K: 1 S: 7	H: 0 LOB: 0 BB: 0 P: 7	R: 0 E: 0 K: 0 S: 12	H: 1 LOB: 1 BB: 0 P: 16	1B: 10 2B: 0 3B: 0 HR: 3	SF: 0 SAC: 0 DP: 4 HBP: 0	WP: 0 PB: 0 SB: 0 CS: 0	PA: 47				
PITCHER	IP WLS BF H R ER SO BB IBB HBP BLK WP HR S P ERA WHIP																													
29 Tommy Hunter, R ERA: 5.4	7.0	27	8	3	3	2	0	0	0	0	0	0	0	0	16	24	9.00	3.000												
47 Pedro Strop, R ERA: 1.48	1.0	6	3	1	1	0	0	0	0	0	0	0	0	0	9	14	0.00	1.000												
43 Jim Johnson, R ERA: 1.33	2.0	3	0	0	0	0	1	0	0	0	0	0	0	0	9	14	0.00	0.500												
56 Darren O'Day, R ERA: 1.84	10.1	7	1	0	0	1	0	0	0	0	0	0	0	18	21	0.00	0.500													
38 Luis Ayala, R ERA: 1.53	12.1	4	1	0	0	0	0	0	0	0	0	0	0	12	16	0.00	1.000													

Philadelphia Phillies @ Baltimore Orioles
Oriole Park at Camden Yards, Baltimore, MD

Sat Jun 09 2012, 4:06 PM - 7:25 PM EDT
Att. 46,611 - Partly Cloudy - 86 F

AB 46
R 4
H 13
RBI 4
BB 1
SO 3
LOB 19



Batter	1	2	3	4	5	6	7	8	9	10	11	12	AB	R	H	RBI	BB	SO	LOB	BOTTOM										
9 Endy Chavez, L OBP: 0.186, SLG: 0.212	P6		E4		E4			G3				F7	6	0	0	0	0	0	2											
2 J.J. Hardy, R OBP: 0.297, SLG: 0.453	G1-3		F8		FC6-4			1B		G5-3		F7	5	1	0	0	1	0	4											
19 Chris Davis, L OBP: 0.340, SLG: 0.505	BB		G6-3		K			BB		F8			4	1	1	1	2	1	1											
10 Adam Jones, R OBP: 0.344, SLG: 0.571	K		G4-3		K			1B					6	1	2	2	0	2	4											
32 Matt Wieters, S OBP: 0.326, SLG: 0.439	G3				L7			P2		K			5	0	1	1	0	1	1											
36 Nick Johnson, L OBP: 0.307, SLG: 0.408								1B					3	1	2	0	0	0	0											
12 Mark Reynolds, R OBP: 0.351, SLG: 0.358	1B		E6		24			1B		K			1	0	0	0	0	1	0											
24 Wilson Betemit, S OBP: 0.290, SLG: 0.378	K		G4-3		FC1			1B		G5-3		L9	5	1	0	0	0	1	6											
3 Ryan Flaherty, L OBP: 0.214, SLG: 0.227	FC6									F7			3	0	1	1	0	0	2											
51 Steve Pearce, R OBP: 0.200, SLG: 0.222													2	0	0	0	0	1	0											
11 Robert Andino, R OBP: 0.287, SLG: 0.333								G5-3		K2-3			5	1	1	0	0	3	3											
Inning Stats	R: 0 E: 0 K: 1 S: 10	H: 0 LOB: 1 BB: 1 P: 21	R: 0 E: 0 K: 1 S: 10	H: 1 LOB: 1 BB: 0 P: 14	R: 1 E: 1 K: 0 S: 11	H: 1 LOB: 2 BB: 0 P: 18	R: 2 E: 3 K: 1 S: 13	H: 1 LOB: 2 BB: 0 P: 16	R: 0 E: 0 K: 2 S: 10	H: 0 LOB: 0 BB: 0 P: 15	R: 0 E: 0 K: 0 S: 7	H: 1 LOB: 1 BB: 0 P: 9	R: 1 E: 0 K: 0 S: 13	H: 2 LOB: 3 BB: 1 P: 20	R: 0 E: 0 K: 2 S: 7	H: 0 LOB: 0 BB: 0 P: 8	R: 0 E: 0 K: 1 S: 10	H: 1 LOB: 1 BB: 0 P: 17	R: 0 E: 0 K: 1 S: 7	H: 0 LOB: 0 BB: 0 P: 11	R: 0 E: 0 K: 1 S: 10	H: 0 LOB: 0 BB: 1 P: 15	R: 2 E: 0 K: 0 S: 5	H: 1 LOB: 0 BB: 0 P: 9	1B: 7 2B: 0 3B: 0 HR: 1	SF: 0 SAC: 0 DP: 0 HBP: 1	WP: 0 PB: 0 SB: 0 CS: 0	PA: 49		
PITCHER	IP WLS BF H R ER SO BB IBB HBP BLK WP HR S P ERA WHIP																													
49 Vance Worley, R ERA: 3.0	6.0	27	4	3	0	5	1	0	0	0	0	0	0	61	93	0.00	0.833													
63 Jake Diekman, L ERA: 4.68	7.1	7	2	1	1	0	1	0	0	0	0	0	0	13	20	9.00	3.000													
37 Antonio Bastardo, L ERA: 2.21	1.0	3	0	0	0	2	0	0	0	0	0	0	0	7	8	0.00	0.000													
50 Chad Qualls, R ERA: 4.38	2.0	7	1	0	0	2	0	0	0	0	0	0	0	17	28	0.00	0.500													
53 B.J. Rosenberg, R ERA: 16.0	1.0	5	1	2	2	1	1	0	0	0	0	0	0	1	15	24	18.00	2.000												

Philadelphia Phillies @ Baltimore Orioles
Oriole Park at Camden Yards, Baltimore, MD

Sat Jun 09 2012, 4:06 PM - 7:25 PM EDT
Att. 46,611 - Partly Cloudy - 86 F

AB 45
R 6
H 8
RBI 5
BB 3
SO 10
LOB 23



Batter	1	2	3	4	5	6	7	8	9	AB	R	H	RBI	BB	SO	LOB	TOP				
11 Jimmy Rollins, S OBP: 0.300, SLG: 0.359										5	1	4	2	0	0	2					
10 Juan Pierre, L OBP: 0.359, SLG: 0.368										2	0	0	0	1	0	2					
15 John Mayberry Jr., R OBP: 0.285, SLG: 0.317										2	0	0	1	0	1	2					
3 Hunter Pence, R OBP: 0.343, SLG: 0.480										4	0	0	0	1	1	3					
25 Jim Thome, L OBP: 0.357, SLG: 0.405										4	1	2	2	1	1	1					
8 Shane Victorino, S OBP: 0.322, SLG: 0.415										5	0	1	0	0	0	4					
24 Ty Wigginton, R OBP: 0.323, SLG: 0.395										5	0	0	1	0	0	1					
51 Carlos Ruiz, R OBP: 0.404, SLG: 0.559										4	2	2	0	1	0	0					
18 Mike Fontenot, L OBP: 0.408, SLG: 0.432										5	1	2	0	0	1	2					
7 Michael Martinez, S OBP: 0.444, SLG: 0.444										4	2	3	1	0	0	0					
Inning Stats	R: 0 H: 1 E: 0 K: 0 S: 8	H: 1 LOB: 1 BB: 1 P: 17	R: 0 H: 1 E: 0 K: 0 S: 12	H: 1 LOB: 1 BB: 0 P: 20	R: 0 H: 1 E: 0 K: 0 S: 8	H: 1 LOB: 1 BB: 0 P: 14	R: 4 H: 4 E: 0 K: 1 S: 17	H: 4 LOB: 1 BB: 1 P: 28	R: 0 H: 1 E: 0 K: 1 S: 11	H: 1 LOB: 1 BB: 0 P: 16	R: 3 H: 3 E: 0 K: 1 S: 20	H: 3 LOB: 2 BB: 2 P: 33	R: 0 H: 2 E: 0 K: 0 S: 12	H: 1 LOB: 1 BB: 0 P: 14	R: 0 H: 0 E: 0 K: 0 S: 8	H: 0 LOB: 0 BB: 0 P: 13	1B: 11 2B: 3 3B: 0 HR: 0	SF: 0 SAC: 0 DP: 1 HBP: 0	WP: 1 PB: 0 SB: 0 CS: 0	PA: 44	
PITCHER	IP WLS BF H R ER SO BB IBB HBP BLK WP HR S P ERA WHIP	5.0 W 24 8 4 4 1 2 0 0 0 1 0 56 95 7.20 2.000	0.1 4 2 3 3 1 0 0 0 0 0 0 0 15 22 81.00 9.000	0.2 H 4 1 0 0 0 1 0 0 0 0 0 5 11 0.00 3.000	1.0 H 5 2 0 0 0 0 0 0 0 0 0 12 16 0.00 2.000	1.0 4 1 0 0 2 0 0 0 0 0 0 0 11 14 0.00 1.000	PITCHER	IP WLS BF H R ER SO BB IBB HBP BLK WP HR S P ERA WHIP	1.0 3 3 0 0 0 0 0 0 0 0 0 0 0 8 13 0.00 0.000												
53 Nick Blackburn, R ERA: 7.88																					
52 Brian Duensing, L ERA: 3.45																					
31 Alex Burnett, R ERA: 2.3																					
61 Jared Burton, R ERA: 3.65																					
15 Glen Perkins, L ERA: 3.51																					
Batter	1	2	3	4	5	6	7	8	9	AB	R	H	RBI	BB	SO	LOB	BOTTOM				
2 Denard Span, L OBP: 0.359, SLG: 0.391										2	3	1	1	3	0	1					
11 Ben Revere, L OBP: 0.395, SLG: 0.425										5	0	3	2	0	1	1					
7 Joe Mauer, L OBP: 0.410, SLG: 0.429										4	0	2	2	1	1	1					
16 Josh Willingham, R OBP: 0.409, SLG: 0.569										5	1	1	1	0	1	6					
33 Justin Morneau, L OBP: 0.316, SLG: 0.503										5	0	1	0	0	2	0					
18 Ryan Doumit, S OBP: 0.332, SLG: 0.439										5	2	3	0	0	1	1					
19 Darin Mastroianni, R OBP: 0.302, SLG: 0.263										0	0	0	0	0	0	0					
24 Trevor Plouffe, R OBP: 0.309, SLG: 0.507										5	3	3	3	0	0	2					
20 Brian Dozier, R OBP: 0.246, SLG: 0.326										5	0	0	0	0	2	4					
8 Jamey Carroll, R OBP: 0.338, SLG: 0.309										4	2	3	2	0	0	0					
Inning Stats	R: 1 H: 1 E: 0 K: 0 S: 8	H: 1 LOB: 0 BB: 0 P: 11	R: 4 H: 5 E: 0 K: 1 S: 24	H: 5 LOB: 1 BB: 1 P: 36	R: 0 H: 1 E: 0 K: 0 S: 7	H: 1 LOB: 1 BB: 0 P: 12	R: 1 H: 1 E: 0 K: 1 S: 10	H: 1 LOB: 1 BB: 1 P: 18	R: 2 H: 3 E: 0 K: 2 S: 14	H: 3 LOB: 0 BB: 0 P: 20	R: 1 H: 2 E: 0 K: 1 S: 12	H: 2 LOB: 0 BB: 0 P: 17	R: 2 H: 3 E: 0 K: 3 S: 22	H: 3 LOB: 3 BB: 2 P: 38	R: 0 H: 1 E: 0 K: 0 S: 10	H: 1 LOB: 1 BB: 0 P: 16	1B: 9 2B: 5 3B: 0 HR: 3	SF: 0 SAC: 0 DP: 0 HBP: 0	WP: 0 PB: 0 SB: 0 CS: 1	PA: 44	
PITCHER	IP WLS BF H R ER SO BB IBB HBP BLK WP HR S P ERA WHIP	4.0 L 10 5 3 3 3 0 0 0 0 0 1 26 37 13.50 2.500	2.0 5 3 3 3 0 0 0 0 0 0 0 0 11 18 27.00 3.000	0.2 4 2 2 2 2 0 0 0 0 0 0 0 11 20 0.00 9.000	0.1 4 1 0 0 1 2 0 0 0 0 0 0 11 20 0.00 1.000	PITCHER	IP WLS BF H R ER SO BB IBB HBP BLK WP HR S P ERA WHIP	1.0 3 3 0 0 0 0 0 0 0 0 0 0 0 8 13 0.00 0.000													
38 Kyle Kendrick, R ERA: 5.08																					
55 Joe Savery, L ERA: 4.12																					
53 B.J. Rosenberg, R ERA: 21.6																					
63 Jake Diekmann, L ERA: 4.5																					
50 Chad Qualls, R ERA: 4.68																					

Philadelphia Phillies @ Minnesota Twins
Target Field, Minneapolis, MN
Tue Jun 12 2012, 7:11 PM - 10:25 PM CDT
Att: 32,622 - Clear - 68 F

Philadelphia Phillies @ Minnesota Twins
Target Field, Minneapolis, MN
Tue Jun 12 2012, 7:11 PM - 10:25 PM CDT
Att: 32,622 - Clear - 68 F

AB 40
R 7
H 14
RBI 7
BB 4
SO 4
LOB 17



AB 40
R 11
H 17
RBI 11
BB 4
SO 8
LOB 16

Batter	1	2	3	4	5	6	7	8	9	AB	R	H	RBI	BB	SO	LOB	TOP										
11 Jimmy Rollins, S OBP: 0.304, SLG: 0.364	G5-3		G4-3 25 HR				F7		G4-3 27 1B	5	2	3	0	0	0	0	Philadelphia Phillies @ Minnesota Twins Target Field, Minneapolis, MN Thu Jun 14 2012, 7:12 PM - 9:49 PM CDT Att: 32,205 - Overcast - 67 F										
27 Placido Polanco, R OBP: 0.308, SLG: 0.360	G6-3		G4-3	G5-3			K		G4-3 1-H	5	0	1	1	0	1	2											
3 Hunter Pence, R OBP: 0.349, SLG: 0.478									F8	4	1	1	0	1	0	1											
25 Jim Thome, L OBP: 0.392, SLG: 0.545									G6-3	3	1	1	3	1	0	0											
8 Shane Victorino, S OBP: 0.319, SLG: 0.409	P5		G1-4-3				F8		G6-3	3	1	0	0	1	0	2											
51 Carlos Ruiz, R OBP: 0.420, SLG: 0.579									G6-3	3	0	1	1	0	0	0											
24 Ty Wigginton, R OBP: 0.322, SLG: 0.409									G6-3	4	1	1	1	0	1	2											
15 John Mayberry Jr., R OBP: 0.259, SLG: 0.340									G6-3	3	0	0	0	1	0	0											
7 Michael Martinez, S OBP: 0.278, SLG: 0.235									G4-3	4	0	0	0	0	1	1											
Inning Stats	R: 0 H: 1 E: 0 K: 0 S: 13	H: 1 LOB: 2 BB: 1 P: 20	R: 1 H: 1 E: 0 K: 1 S: 11	H: 1 LOB: 0 BB: 0 P: 15	R: 3 H: 2 E: 0 K: 0 S: 15	LOB: 1 BB: 1 P: 26	R: 0 H: 1 E: 0 K: 0 S: 11	H: 1 LOB: 1 BB: 0 P: 17	R: 0 H: 0 E: 0 K: 0 S: 7	H: 0 LOB: 0 BB: 0 P: 11	R: 0 H: 0 E: 0 K: 0 S: 8	H: 0 LOB: 0 BB: 0 P: 11	R: 0 H: 0 E: 0 K: 1 S: 10	H: 0 LOB: 0 BB: 0 P: 15	R: 1 H: 1 E: 0 K: 1 S: 12	H: 1 LOB: 1 BB: 1 P: 21	R: 1 H: 2 E: 0 K: 0 S: 17	H: 2 LOB: 1 BB: 1 P: 28	1B: 4 2B: 2 3B: 0 HR: 2	SF: 0 SAC: 0 DP: 1 HBP: 1	WP: 0 PB: 0 SB: 1 CS: 0	PA: 39					
PITCHER	IP	WLS	BF	H	R	ER	SO	BB	IBB	HBP	BLK	WP	HR	S	P	ERA	WHIP										
58 Scott Diamond, L ERA: 2.13	6.0	L	26	5	4	4	1	2	0	1	0	0	2	65	100	6.00	1.167										
17 Lester Oliveros, R ERA: 5.4	1.2		7	1	1	1	1	1	0	0	0	0	0	19	32	5.40	1.200										
31 Alex Burnett, R ERA: 2.27	0.1		1	0	0	0	1	0	0	0	0	0	0	3	4	0.00	0.000										
60 Jeff Gray, R ERA: 5.13	1.0		5	2	1	1	0	1	0	0	0	0	0	17	28	9.00	3.000										

Batter	1	2	3	4	5	6	7	8	9	AB	R	H	RBI	BB	SO	LOB	BOTTOM										
2 Denard Span, L OBP: 0.358, SLG: 0.393	G4-3		G3-1				G4-3		G1-4-3	4	0	0	0	0	0	0	Philadelphia Phillies @ Minnesota Twins Target Field, Minneapolis, MN Thu Jun 14 2012, 7:12 PM - 9:49 PM CDT Att: 32,205 - Overcast - 67 F										
11 Ben Revere, L OBP: 0.397, SLG: 0.417							F8		K	4	0	1	0	0	1	0											
7 Joe Mauer, L OBP: 0.407, SLG: 0.425									L7	4	0	2	0	0	1	1											
16 Josh Willingham, R OBP: 0.398, SLG: 0.564										4	0	0	0	0	3	3											
33 Justin Morneau, L OBP: 0.313, SLG: 0.489										4	0	1	0	0	0	1											
24 Trevor Plouffe, R OBP: 0.306, SLG: 0.535										4	1	1	1	0	0	1											
27 Chris Parmelee, L OBP: 0.255, SLG: 0.250										4	0	0	0	0	2	1											
12 Alexi Casilla, S OBP: 0.284, SLG: 0.317										3	0	2	0	0	0	0											
8 Jamey Carroll, R OBP: 0.336, SLG: 0.305										3	0	0	0	0	0	2											
Inning Stats	R: 0 H: 1 E: 0 K: 2 S: 10	H: 2 LOB: 1 BB: 0 P: 17	R: 1 H: 1 E: 0 K: 1 S: 11	H: 2 LOB: 0 BB: 0 P: 14	R: 0 H: 0 E: 0 K: 0 S: 6	LOB: 0 BB: 0 P: 8	R: 0 H: 1 E: 0 K: 1 S: 6	H: 1 LOB: 1 BB: 0 P: 8	R: 0 H: 0 E: 0 K: 0 S: 9	H: 0 LOB: 0 BB: 0 P: 13	R: 0 H: 1 E: 0 K: 0 S: 11	H: 1 LOB: 1 BB: 0 P: 18	R: 0 H: 1 E: 0 K: 1 S: 8	H: 1 LOB: 1 BB: 0 P: 10	R: 0 H: 1 E: 0 K: 2 S: 10	H: 1 LOB: 0 BB: 0 P: 15	R: 0 H: 0 E: 0 K: 0 S: 7	H: 0 LOB: 0 BB: 0 P: 8	1B: 5 2B: 1 3B: 0 HR: 1	SF: 0 SAC: 0 DP: 0 HBP: 0	WP: 1 PB: 0 SB: 1 CS: 0	PA: 34					
PITCHER	IP	WLS	BF	H	R	ER	SO	BB	IBB	HBP	BLK	WP	HR	S	P	ERA	WHIP										
56 Joe Blanton, R ERA: 4.93	9.0	W	34	7	1	1	7	0	0	0	0	1	1	78	111	1.00	0.778										

AB	34
R	6
H	8
RBI	6
BB	4
SO	3
LOB	8

AB	34
R	1
H	7
RBI	1
BB	0
SO	7
LOB	9

Batter	1	2	3	4	5	6	7	8	9	10	AB	R	H	RBI	BB	SO	LOB	TOP						
11 Jimmy Rollins, S OBP: 0.307, SLG: 0.370	G1-3	1B				P5		2B			4	0	2	1	1	0	2	Philadelphia Phillies @ Toronto Blue Jays Rogers Centre, Toronto, ON Sat Jun 16 2012, 1:09 PM - 4:23 PM EDT Att. 42,070 - Partly Cloudy - 75 F						
27 Placido Polanco, R OBP: 0.308, SLG: 0.364	2B	FC6-4						F7			5	1	2	0	0	1	6							
3 Hunter Pence, R OBP: 0.348, SLG: 0.479	2B		G5-3			G5-3		F9			5	0	1	1	0	1	1							
25 Jim Thome, L OBP: 0.350, SLG: 0.462	K		G5-3			G4-3		K			5	0	0	0	0	2	2							
8 Shane Victorino, S OBP: 0.257, SLG: 0.401	G4-3					F9		P6			5	1	1	0	0	0	2							
24 Ty Wigginton, R OBP: 0.318, SLG: 0.397		F8									5	1	1	0	0	2	0							
15 John Mayberry Jr., R OBP: 0.257, SLG: 0.354		L8									5	1	1	3	0	2	0							
23 Brian Schneider, L OBP: 0.301, SLG: 0.373											1	1	0	0	2	0	0							
10 Juan Pierre, L OBP: 0.363, SLG: 0.372											0	0	0	0	0	0	0							
31 Erik Kratz, R OBP: 0.250, SLG: 1.000											0	0	0	0	0	0	0							
7 Michael Martinez, S OBP: 0.320, SLG: 0.227											3	0	1	0	1	0	1							
18 Mike Fontenot, L OBP: 0.389, SLG: 0.408											1	0	0	0	0	0	1							
Inning Stats	R: 1 E: 0 K: 1 S: 15	H: 2 LOB: 1 BB: 0 P: 24	R: 0 E: 0 K: 0 S: 13	H: 2 LOB: 3 BB: 0 P: 18	R: 3 E: 0 K: 0 S: 13	H: 3 LOB: 0 BB: 1 P: 21	R: 0 E: 0 K: 1 S: 7	H: 0 LOB: 0 BB: 0 P: 14	R: 0 E: 0 K: 0 S: 6	H: 0 LOB: 0 BB: 0 P: 8	R: 0 E: 1 K: 1 S: 14	H: 0 LOB: 2 BB: 0 P: 23	R: 0 E: 0 K: 1 S: 9	H: 1 LOB: 1 BB: 0 P: 9	R: 1 E: 0 K: 2 S: 15	H: 1 LOB: 2 BB: 2 P: 25	R: 0 E: 0 K: 1 S: 7	H: 0 LOB: 0 BB: 0 P: 10	R: 0 E: 0 K: 1 S: 8	H: 0 LOB: 2 BB: 1 P: 17	1B: 5 2B: 3 3B: 0 HR: 1	SF: 0 SAC: 0 DP: 0 HBP: 2	WP: 0 PB: 0 SB: 1 CS: 1	PA: 45
PITCHER	IP 6.0	WLS 28	BF 7	H 4	R 4	ER 4	SO 3	BB 1	IBB 0	HBP 2	BLK 0	WP 0	HR 1	S 68	P 108	ERA 6.00	WHIP 1.333							
24 Ricky Romero, L ERA: 4.28																								
56 Robert Coello, R ERA: 2.25																								
44 Casey Janssen, R ERA: 2.81																								
48 Francisco Cordero, R ERA: 5.47																								



Batter	1	2	3	4	5	6	7	8	9	10	AB	R	H	RBI	BB	SO	LOB	BOTTOM						
13 Brett Lawrie, R OBP: 0.331, SLG: 0.393	L9					P4					5	0	2	0	0	0	3	Philadelphia Phillies @ Toronto Blue Jays Rogers Centre, Toronto, ON Sat Jun 16 2012, 1:09 PM - 4:23 PM EDT Att. 42,070 - Partly Cloudy - 75 F						
28 Colby Rasmus, L OBP: 0.305, SLG: 0.443	F7										5	0	2	1	0	1	1							
19 José Bautista, R OBP: 0.351, SLG: 0.508	P3										4	1	0	0	1	0	3							
10 Edwin Encarnación, R OBP: 0.345, SLG: 0.549	K										4	1	1	0	1	2	0							
2 Kelly Johnson, L OBP: 0.346, SLG: 0.403	G4-3										5	1	2	0	0	0	1							
5 Yunel Escobar, R OBP: 0.307, SLG: 0.337	HR										4	2	3	1	1	0	1							
68 Yan Gomes, R OBP: 0.282, SLG: 0.529											3	0	1	0	0	1	2							
30 David Cooper, L OBP: 0.323, SLG: 0.426											1	0	1	0	0	0	0							
18 Mike McCoy, R OBP: 0.333, SLG: 0.333											1	0	0	0	0	0	1							
9 J.P. Arencibia, R OBP: 0.257, SLG: 0.396											5	0	1	1	0	1	3							
11 Rajai Davis, R OBP: 0.328, SLG: 0.462											5	1	2	1	0	0	3							
Inning Stats	R: 0 E: 0 K: 0 S: 6	H: 0 LOB: 0 BB: 0 P: 7	R: 1 E: 0 K: 2 S: 9	H: 1 LOB: 0 BB: 0 P: 11	R: 1 E: 0 K: 0 S: 10	H: 3 LOB: 1 BB: 0 P: 15	R: 0 E: 0 K: 0 S: 10	H: 2 LOB: 2 BB: 0 P: 13	R: 0 E: 0 K: 0 S: 8	H: 1 LOB: 1 BB: 0 P: 10	R: 0 E: 0 K: 1 S: 12	H: 2 LOB: 1 BB: 0 P: 16	R: 0 E: 0 K: 0 S: 11	H: 1 LOB: 1 BB: 0 P: 13	R: 3 E: 1 K: 0 S: 12	H: 4 LOB: 3 BB: 1 P: 20	R: 0 E: 0 K: 1 S: 12	H: 0 LOB: 1 BB: 0 P: 24	R: 1 E: 0 K: 1 S: 10	H: 1 LOB: 1 BB: 1 P: 17	1B: 12 2B: 2 3B: 0 HR: 1	SF: 0 SAC: 0 DP: 1 HBP: 0	WP: 0 PB: 0 SB: 1 CS: 1	PA: 46
PITCHER	IP 7.0	WLS 5	BF 12	H 5	R 5	ER 5	SO 3	BB 1	IBB 0	HBP 0	BLK 0	WP 0	HR 1	S 69	P 94	ERA 6.43	WHIP 1.857							
33 Cliff Lee, L ERA: 3.48																								
50 Chad Qualls, R ERA: 4.39																								
44 Michael Schwimer, R ERA: 4.73																								
56 Jose Savery, L ERA: 4.43																								



Batter	1	2	3	4	5	6	7	8	9	AB	R	H	RBI	BB	SO	LOB	TOP					
1 Eric Young Jr., S OBP: 0.328, SLG: 0.292										4	1	1	0	0	1	2						
19 Marco Scutaro, R OBP: 0.329, SLG: 0.392										4	0	1	0	0	1	3						
21 Tyler Colvin, L OBP: 0.324, SLG: 0.558										4	0	1	1	0	1	1						
3 Michael Cuddyer, R OBP: 0.327, SLG: 0.502										4	0	0	0	0	1	2						
17 Todd Helton, L OBP: 0.341, SLG: 0.429										2	1	0	0	2	1	1						
22 Jordan Pacheco, R OBP: 0.316, SLG: 0.411										4	0	1	0	0	0	2						
10 Chris Nelson, R OBP: 0.328, SLG: 0.382										4	0	1	1	0	1	0						
20 Wilin Rosario, R OBP: 0.268, SLG: 0.482										4	0	1	0	0	1	0						
88 Josh Outman, L OBP: 0.286, SLG: 0.167										1	0	0	0	1	0	0						
56 Guillermo Moscoso, R OBP: 0.353, SLG: 0.950										0	0	0	0	0	0	0						
Dexter Fowler, S OBP: 0.390, SLG: 0.497										0	0	0	0	0	0	0						
37 Adam Ottavino, S OBP: 0.327, SLG: 0.477										0	0	0	0	0	0	0						
51 Matt Reynolds, L OBP: 0.316, SLG: 0.411										0	0	0	0	0	0	0						
Inning Stats	R: 1 E: 0 K: 0 S: 7	H: 2 LOB: 2 BB: 1 P: 15	R: 0 E: 0 K: 2 S: 12	H: 1 LOB: 2 BB: 1 P: 18	R: 0 E: 0 K: 3 S: 11	H: 0 LOB: 0 BB: 0 P: 15	R: 0 E: 0 K: 1 S: 8	H: 0 LOB: 0 BB: 0 P: 11	R: 0 E: 0 K: 0 S: 7	H: 0 LOB: 0 BB: 0 P: 12	R: 1 E: 0 K: 0 S: 12	H: 2 LOB: 2 BB: 1 P: 21	R: 0 E: 0 K: 1 S: 9	H: 0 LOB: 0 BB: 0 P: 12	R: 0 E: 0 K: 0 S: 7	H: 1 LOB: 1 BB: 0 P: 9	R: 0 E: 0 K: 1 S: 6	H: 0 LOB: 0 BB: 0 P: 10	1B: 5 2B: 1 3B: 0 HR: 0	SF: 0 SAC: 0 DP: 0 HBP: 0	WP: 0 PA: 35 PB: 0 SB: 1 CS: 0	
PITCHER	IP WLS BF H R ER SO BB IBB HBP BLK WP HR S P ERA WHIP	8.0 W 32 6 2 2 7 3 0 0 0 0 0 0 6 10 2.25 1.125	1.0 3 0 0 0 1 0 0 0 0 0 0 0 6 10 0.00 0.000																			

Colorado Rockies @ Philadelphia Phillies
Citizens Bank Park, Philadelphia, PA
Tue Jun 19 2012, 7:08 PM - 9:41 PM EDT
Att: 44,329 - Cloudy - 81 F

livebaseballscorecards.com

AB 32
R 2
H 6
RBI 2
BB 3
SO 8
LOB 11

Batter	1	2	3	4	5	6	7	8	9	AB	R	H	RBI	BB	SO	LOB	BOTTOM				
11 Jimmy Rollins, S OBP: 0.312, SLG: 0.373										2	3	2	0	2	0	0					
27 Placido Polanco, R OBP: 0.312, SLG: 0.365										2	0	1	1	1	0	1					
3 Hunter Pence, R OBP: 0.342, SLG: 0.469										4	0	0	1	0	1	5					
51 Carlos Ruiz, R OBP: 0.417, SLG: 0.585										4	1	2	3	0	0	1					
8 Shane Victorino, S OBP: 0.318, SLG: 0.400										4	1	1	0	0	3	2					
24 Ty Wigginton, R OBP: 0.312, SLG: 0.389										4	0	0	0	0	1	1					
15 John Mayberry Jr., R OBP: 0.274, SLG: 0.410										4	1	2	2	0	0	0					
7 Michael Martinez, S OBP: 0.250, SLG: 0.172										4	0	0	0	0	0	1					
35 Cole Hamels, L OBP: 0.290, SLG: 0.276										3	1	1	0	0	1	0					
29 Hector Luna, R OBP: 0.354, SLG: 0.477										1	0	0	0	0	1	1					
50 Chad Qualls, R ERA: 4.23										0	0	0	0	0	0	0					
Inning Stats	R: 0 E: 0 K: 0 S: 7	H: 1 LOB: 1 BB: 0 P: 12	R: 0 E: 0 K: 1 S: 9	H: 0 LOB: 0 BB: 0 P: 16	R: 1 E: 0 K: 0 S: 8	H: 1 LOB: 1 BB: 1 P: 17	R: 2 E: 0 K: 1 S: 10	H: 2 LOB: 0 BB: 0 P: 16	R: 1 E: 0 K: 3 S: 13	H: 2 LOB: 2 BB: 1 P: 23	R: 0 E: 0 K: 0 S: 6	H: 0 LOB: 0 BB: 0 P: 7	R: 3 E: 0 K: 1 S: 12	H: 2 LOB: 0 BB: 1 P: 20	R: 0 E: 0 K: 1 S: 12	H: 1 LOB: 1 BB: 0 P: 17	1B: 3 2B: 4 3B: 0 HR: 2	SF: 0 SAC: 1 DP: 0 HBP: 0	WP: 1 PA: 36 PB: 0 SB: 0 CS: 0		
PITCHER	IP WLS BF H R ER SO BB IBB HBP BLK WP HR S P ERA WHIP	4.1 L 20 5 4 4 3 2 0 0 0 0 0 0 13 19 0.00 0.600	6 1 0 0 2 0 0 0 0 0 0 0 12 20 27.00 3.000	1.0 6 2 3 3 1 1 0 0 0 0 0 0 12 17 0.00 1.000																	

Colorado Rockies @ Philadelphia Phillies
Citizens Bank Park, Philadelphia, PA
Tue Jun 19 2012, 7:08 PM - 9:41 PM EDT
Att: 44,329 - Cloudy - 81 F

livebaseballscorecards.com

AB 32
R 7
H 9
RBI 7
BB 3
SO 7
LOB 12

Batter	1	2	3	4	5	6	7	8	9	AB	R	H	RBI	BB	SO	LOB	TOP										
21 Tyler Colvin, L OBP: 0.317, SLG: 0.545 Dexter Fowler, S OBP: 0.366, SLG: 0.500										3	0	0	0	0	2	0											
19 Marco Scutaro, R OBP: 0.323, SLG: 0.385										5	0	0	0	0	1	3											
5 Carlos González, L OBP: 0.396, SLG: 0.627										4	0	2	0	0	0	0											
3 Michael Cuddyer, R OBP: 0.326, SLG: 0.511										4	1	1	1	0	1	3											
17 Todd Helton, L OBP: 0.335, SLG: 0.420										4	0	0	0	0	0	2											
22 Jordan Pacheco, R OBP: 0.314, SLG: 0.407 9 DJ LeMahieu, R OBP: 0.275, SLG: 0.243										4	1	1	0	0	1	0											
10 Chris Nelson, R OBP: 0.333, SLG: 0.412										4	2	2	1	0	1	0											
20 Wilin Rosario, R OBP: 0.275, SLG: 0.510										4	2	2	3	0	1	0											
6 Alex White, R ERA: 5.04 51 Matt Reynolds, L ERA: 3.72 15 Jeremy Guthrie, R ERA: 6.66 34 Matt Belisle, R ERA: 2.19 23 Jason Giambi, L ERA: 2.06 88 Josh Outman, L ERA: 3.00 63 Rafael Betancourt, R ERA: 3.28										2	0	0	0	0	1	0											
Inning Stats	R: 0 E: 0 K: 1 S: 8	H: 1 LOB: 0 BB: 0 P: 14	R: 3 E: 0 K: 2 S: 14	H: 3 LOB: 0 BB: 0 P: 20	R: 1 E: 0 K: 0 S: 10	H: 1 LOB: 0 BB: 0 P: 14	R: 1 E: 0 K: 1 S: 8	H: 1 LOB: 0 BB: 0 P: 11	R: 0 E: 0 K: 0 S: 4	H: 0 LOB: 0 BB: 0 P: 9	R: 0 E: 0 K: 0 S: 4	H: 0 LOB: 0 BB: 0 P: 5	R: 0 E: 0 K: 2 S: 9	H: 0 LOB: 0 BB: 0 P: 10	R: 0 E: 0 K: 1 S: 20	H: 1 LOB: 2 BB: 1 P: 31	R: 1 E: 0 K: 2 S: 13	H: 2 LOB: 3 BB: 1 P: 23	1B: 5 2B: 1 3B: 0 HR: 3	SF: 0 SAC: 0 DP: 0 HBP: 0	WP: 0 PB: 0 SB: 2 CS: 0	PA: 38					
PITCHER	IP	WLS	BF	H	R	ER	SO	BB	IBB	HBP	BLK	WP	HR	S	P	ERA	WHIP										
56 Joe Blanton, R ERA: 5.04	7.0		27	6	5	5	6	0	0	0	0	0	3	57	83	6.43	0.857										
37 Antonio Bastardo, L ERA: 2.42	1.0		5	1	0	0	1	1	0	0	0	0	0	20	31	0.00	2.000										
58 Jonathan Papelbon, R ERA: 2.28	1.0	W	6	2	1	1	2	0	1	0	0	0	0	13	23	9.00	2.000										

Colorado Rockies @ Philadelphia Phillies
Citizens Bank Park, Philadelphia, PA
Wed Jun 20 2012, 7:09 PM - 10:24 PM EDT
Att. 43,729 - Clear - 95 F

livebaseballscorecards.com

AB 36
R 6
H 9
RBI 6
BB 2
SO 9
LOB 8

Batter	1	2	3	4	5	6	7	8	9	AB	R	H	RBI	BB	SO	LOB	BOTTOM										
11 Jimmy Rollins, S OBP: 0.310, SLG: 0.374										5	0	1	1	0	0	0											
10 Juan Pierre, L OBP: 0.361, SLG: 0.379 24 Ty Wigginton, R OBP: 0.315, SLG: 0.392										4	1	1	0	0	0	1											
3 Hunter Pence, R OBP: 0.340, SLG: 0.467										5	1	1	2	0	1	0											
51 Carlos Ruiz, R OBP: 0.422, SLG: 0.579										2	0	0	0	2	0	0											
8 Shane Victorino, S OBP: 0.320, SLG: 0.401										4	0	2	0	0	0	0											
27 Placido Polanco, R OBP: 0.314, SLG: 0.363										4	1	1	0	1	0	4											
15 John Mayberry Jr., R OBP: 0.279, SLG: 0.414										3	2	1	0	1	2	3											
7 Michael Martinez, S OBP: 0.250, SLG: 0.273										4	1	1	3	0	0	4											
56 Joe Blanton, R OBP: 0.179, SLG: 0.042 37 Antonio Bastardo, R ERA: 6.66 58 Jonathan Papelbon, R ERA: 2.19 25 Jim Thome, L OBP: 0.338, SLG: 0.491										3	0	0	0	0	0	2											
Inning Stats	R: 1 E: 0 K: 0 S: 9	H: 1 LOB: 0 BB: 0 P: 12	R: 3 E: 0 K: 0 S: 10	H: 2 LOB: 1 BB: 1 P: 21	R: 0 E: 0 K: 0 S: 15	H: 1 LOB: 2 BB: 1 P: 26	R: 1 E: 0 K: 0 S: 15	H: 2 LOB: 1 BB: 0 P: 23	R: 0 E: 0 K: 1 S: 8	H: 0 LOB: 0 BB: 0 P: 13	R: 0 E: 0 K: 1 S: 10	H: 0 LOB: 1 BB: 0 P: 14	R: 0 E: 0 K: 0 S: 8	H: 0 LOB: 0 BB: 0 P: 13	R: 0 E: 0 K: 1 S: 9	H: 0 LOB: 2 BB: 1 P: 22	R: 2 E: 1 K: 0 S: 14	H: 3 LOB: 3 BB: 1 P: 24	1B: 4 2B: 3 3B: 1 HR: 1	SF: 0 SAC: 1 DP: 0 HBP: 1	WP: 0 PB: 0 SB: 0 CS: 0	PA: 42					
PITCHER	IP	WLS	BF	H	R	ER	SO	BB	IBB	HBP	BLK	WP	HR	S	P	ERA	WHIP										
6 Alex White, R ERA: 0.06	3.2		18	5	5	5	0	2	0	0	0	0	1	43	75	12.27	1.909										
51 Matt Reynolds, L ERA: 3.72	0.1		2	1	0	0	0	0	0	0	0	0	0	6	7	0.00	3.000										
15 Jeremy Guthrie, R ERA: 6.66	3.0		10	0	0	0	2	0	0	0	0	0	0	26	40	0.00	0.000										
34 Matt Belisle, R ERA: 2.19	1.0		5	0	0	0	1	0	1	1	0	0	0	9	22	0.00	0.000										
63 Rafael Betancourt, R ERA: 3.28	0.2	L	7	3	2	1	0	0	1	0	0	0	0	14	24	13.50	4.500										

Colorado Rockies @ Philadelphia Phillies
Citizens Bank Park, Philadelphia, PA
Wed Jun 20 2012, 7:09 PM - 10:24 PM EDT
Att. 43,729 - Clear - 95 F

livebaseballscorecards.com

AB 36
R 7
H 9
RBI 6
BB 4
SO 3
LOB 14

Batter	1	2	3	4	5	6	7	8	9	AB	R	H	RBI	BB	SO	LOB	TOP										
Dexter Fowler, S OBP: 0.364, SLG: 0.495	F8		K			P6		19 1B 5 FC6-2 1B		4	0	1	0	0	1	0											
19 Marco Scutaro, R OBP: 0.329, SLG: 0.388	F8				5 FC4-6 BB	1B		1 SAFE B SI 95 1 SAFE C SI 92 X SI 84		3	0	2	0	1	0	0											
5 Carlos González, L OBP: 0.390, SLG: 0.617	G6-3				22 C2 FC4-6 21 C1	G4-3		1-2 FC6-2		4	0	0	0	0	0	4											
3 Michael Cuddyer, R 63 Rafael Betancourt, R	G2-3				P6			3-H K		4	0	0	0	0	1	3											
21 Tyler Colvin, L OBP: 0.324, SLG: 0.552	22 1B BB				CI			P5		2	1	1	0	1	0	0											
22 Jordan Pacheco, R 49 Rex Brothers, L	10 G1-6-3 1B				CS			20 HR BB		3	0	1	0	0	0	1											
34 Matt Belisle, R					G6-3					0	0	0	0	0	0	0											
17 Todd Helton, L										0	0	0	0	0	0	0											
10 Chris Nelson, R	G1-6-3				F9			F9		4	1	1	2	0	0	3											
20 Wilin Rosario, R					G6-3					4	1	1	2	0	0	0											
26 Jeff Francis, L					G6-3					1	0	0	0	0	1	0											
1 Eric Young Jr., S 30 Josh Roenicke, R										1	0	0	0	0	0	0											
9 DJ LeMahieu, R										2	0	0	0	0	1	0											
Inning Stats	R: 0 E: 0 K: 0 S: 6	H: 0 LOB: 0 BB: 0 P: 12	R: 0 E: 0 K: 0 S: 9	H: 1 LOB: 1 BB: 1 P: 17	R: 0 E: 0 K: 2 S: 10	H: 0 LOB: 0 BB: 0 P: 18	R: 0 E: 1 K: 0 S: 14	H: 0 LOB: 1 BB: 1 P: 22	R: 0 E: 0 K: 0 S: 6	H: 1 LOB: 1 BB: 0 P: 15	R: 2 E: 0 K: 0 S: 9	H: 2 LOB: 0 BB: 0 P: 12	R: 0 E: 0 K: 1 S: 13	H: 2 LOB: 2 BB: 0 P: 17	R: 2 E: 0 K: 1 S: 13	H: 1 LOB: 0 BB: 1 P: 20	1B: 4 2B: 1 3B: 0 HR: 2	SF: 0 SAC: 0 DP: 1 HBP: 0	WP: 1 PB: 0 SB: 0 CS: 1	PA: 37							
PITCHER	IP	WLS	BF	H	R	ER	SO	BB	IBB	HBP	BLK	WP	HR	S	P	ERA	WHIP										
49 Vance Worley, R	7.0	L	26	4	2	2	2	2	0	0	0	0	1	62	108	2.57	0.857										
50 Chad Qualls, R	0.1		3	2	0	0	0	0	0	0	0	0	0	6	8	0.00	6.000										
63 Jake Diekman, L	1.0		4	0	1	1	1	1	0	0	0	1	0	11	17	9.00	1.000										
44 Michael Schwimer, R	0.2		3	1	1	1	1	0	0	0	0	0	1	9	12	13.50	1.500										

Colorado Rockies @ Philadelphia Phillies
Citizens Bank Park, Philadelphia, PA
Thu Jun 21 2012, 7:08 PM - 10:09 PM EDT
Att. 43,805 - Clear - 95 F

livebaseballscorecards.com

AB 32
R 4
H 7
RBI 4
BB 3
SO 4
LOB 11



Batter	1	2	3	4	5	6	7	8	9	AB	R	H	RBI	BB	SO	LOB	BOTTOM										
11 Jimmy Rollins, S OBP: 0.309, SLG: 0.382	HR	P3			P4		G6-4-3			4	1	1	1	0	0	3											
10 Juan Pierre, L 24 Ty Wigginton, R	G6-3	F8			G4-3 1B			51 F8 2B		3	0	1	0	0	0	2											
3 Hunter Pence, R	1B				G4-3			K		4	0	1	0	0	1	2											
51 Carlos Ruiz, R	K				G4-3			F8		4	0	0	0	0	1	3											
8 Shane Victorino, S	1B				P4					4	0	0	0	0	1	3											
27 Placido Polanco, R	K				P2					4	0	1	0	0	0	1											
15 John Mayberry Jr., R					L6					4	0	0	0	0	1	2											
7 Michael Martinez, S 25 Jim Thome, L	P4				G6-3					4	0	2	0	0	1	0											
49 Vance Worley, R					G6-3					2	0	0	0	0	0	2											
18 Mike Fontenot, L 50 Chad Qualls, R	E5									1	0	1	0	0	0	0											
63 Jake Diekman, R 44 Michael Schwimer, R					P6					0	0	0	0	0	0	0											
Inning Stats	R: 1 E: 0 K: 2 S: 17	H: 3 LOB: 2 BB: 0 P: 27	R: 0 E: 1 K: 0 S: 8	H: 1 LOB: 2 BB: 0 P: 13	R: 0 E: 0 K: 0 S: 5	H: 0 LOB: 0 BB: 0 P: 10	R: 0 E: 0 K: 1 S: 10	H: 1 LOB: 1 BB: 0 P: 14	R: 0 E: 0 K: 0 S: 9	H: 0 LOB: 0 BB: 0 P: 12	R: 0 E: 0 K: 1 S: 12	H: 1 LOB: 0 BB: 0 P: 19	R: 0 E: 0 K: 1 S: 11	H: 1 LOB: 1 BB: 0 P: 13	R: 0 E: 0 K: 2 S: 12	H: 0 LOB: 0 BB: 0 P: 16	1B: 5 2B: 2 3B: 0 HR: 1	SF: 0 SAC: 0 DP: 1 HBP: 0	WP: 0 PB: 0 SB: 0 CS: 0	PA: 35							
PITCHER	IP	WLS	BF	H	R	ER	SO	BB	IBB	HBP	BLK	WP	HR	S	P	ERA	WHIP										
26 Jeff Francis, L	5.0		22	6	1	1	3	0	0	0	0	0	0	49	76	1.80	1.200										
30 Josh Roenicke, R	1.1	W	5	1	0	0	1	0	0	0	0	0	0	16	26	0.00	0.750										
49 Rex Brothers, L	0.2	H	1	0	0	0	0	0	0	0	0	0	0	4	6	0.00	0.000										
34 Matt Belisle, R	1.0	H	4	1	0	0	1	0	0	0	0	0	0	11	13	0.00	1.000										
63 Rafael Betancourt, R	1.0	S	3	0	0	0	2	0	0	0	0	0	0	12	16	0.00	0.000										

Colorado Rockies @ Philadelphia Phillies
Citizens Bank Park, Philadelphia, PA
Thu Jun 21 2012, 7:08 PM - 10:09 PM EDT
Att. 43,805 - Clear - 95 F

livebaseballscorecards.com

AB 35
R 1
H 8
RBI 1
BB 0
SO 7
LOB 17



Batter	1	2	3	4	5	6	7	8	9	AB	R	H	RBI	BB	SO	LOB	TOP			
8 Desmond Jennings, R OBP: 0.302, SLG: 0.548	G4-3	K					G5-3	K		4	0	0	0	1	2	4	Tampa Bay Rays @ Philadelphia Phillies Citizens Bank Park, Philadelphia, PA Sat Jun 23 2012, 4:09 PM - 7:48 PM EDT Att: 44,878 - Partly Cloudy - 86 F			
23 Carlos Pena, L OBP: 0.385, SLG: 0.355 57 Jake McGee, L	K						G5-3	F9		5	0	1	0	0	2	5				
2 B.J. Upton, R OBP: 0.314, SLG: 0.402	P4						CI			4	0	1	0	0	2	0				
35 Hideki Matsui, L OBP: 0.224, SLG: 0.274	K	K					F7			5	1	1	0	0	3	3				
18 Ben Zobrist, S OBP: 0.364, SLG: 0.430										4	0	2	0	0	0	3				
59 Jose Lobaton, S OBP: 0.337, SLG: 0.365 22 Chris Archer, R										3	1	1	0	2	2	2				
28 José Molina, R OBP: 0.270, SLG: 0.351										0	1	0	0	0	0	0				
7 Jeff Keppinger, R OBP: 0.364, SLG: 0.441										0	0	0	0	0	0	0				
9 Elliot Johnson, S OBP: 0.337, SLG: 0.398 39 J.P. Howell, L										2	0	0	0	1	1	2				
47 Brandon Gomes, R OBP: 0.152, SLG: 0.238										2	0	1	1	0	1	3				
33 James Shields, R OBP: 0.200, SLG: 0.200 1 Sean Rodriguez, R										2	0	1	1	0	0	1				
Inning Stats	R: 0 E: 0 K: 1 S: 7	H: 0 LOB: 0 BB: 0 P: 13	R: 3 E: 1 K: 2 S: 17	H: 2 LOB: 1 BB: 2 P: 30	R: 0 E: 0 K: 2 S: 13	H: 2 LOB: 2 BB: 0 P: 22	R: 0 E: 0 K: 1 S: 14	H: 2 LOB: 0 BB: 1 P: 28	R: 0 E: 0 K: 2 S: 12	H: 1 LOB: 1 BB: 0 P: 18	R: 0 E: 0 K: 0 S: 13	H: 0 LOB: 0 BB: 0 P: 21	R: 1 E: 0 K: 2 S: 17	H: 4 LOB: 3 BB: 0 P: 24	R: 2 E: 0 K: 2 S: 21	H: 3 LOB: 2 BB: 1 P: 31	1B: 13 HR: 0	SF: 0 2B: 1 3B: 0 DP: 0 HBP: 0	WP: 0 PB: 0 SB: 0 CS: 0	PA: 45
PITCHER	IP WLS BF H R ER SO BB IBB HBP BLK WP HR S P ERA WHIP	IP WLS BF H R ER SO BB IBB HBP BLK WP HR S P ERA WHIP	IP WLS BF H R ER SO BB IBB HBP BLK WP HR S P ERA WHIP	IP WLS BF H R ER SO BB IBB HBP BLK WP HR S P ERA WHIP	IP WLS BF H R ER SO BB IBB HBP BLK WP HR S P ERA WHIP	IP WLS BF H R ER SO BB IBB HBP BLK WP HR S P ERA WHIP	IP WLS BF H R ER SO BB IBB HBP BLK WP HR S P ERA WHIP	IP WLS BF H R ER SO BB IBB HBP BLK WP HR S P ERA WHIP	IP WLS BF H R ER SO BB IBB HBP BLK WP HR S P ERA WHIP	IP WLS BF H R ER SO BB IBB HBP BLK WP HR S P ERA WHIP	IP WLS BF H R ER SO BB IBB HBP BLK WP HR S P ERA WHIP	IP WLS BF H R ER SO BB IBB HBP BLK WP HR S P ERA WHIP	IP WLS BF H R ER SO BB IBB HBP BLK WP HR S P ERA WHIP	IP WLS BF H R ER SO BB IBB HBP BLK WP HR S P ERA WHIP	IP WLS BF H R ER SO BB IBB HBP BLK WP HR S P ERA WHIP	IP WLS BF H R ER SO BB IBB HBP BLK WP HR S P ERA WHIP	IP WLS BF H R ER SO BB IBB HBP BLK WP HR S P ERA WHIP			
38 Kyle Kendrick, R ERA: 5.24 46 Raul Valdes, L ERA: 1.84 50 Chad Qualls, R ERA: 4.08 37 Antonio Bastardo, L ERA: 2.66 58 Jonathan Papelbon, R ERA: 2.83	4.0 2.0 (5, 1) (7, 1) (7, 1) (9, 1)	20 7 3 8 7	6 1 0 4 1	3 0 0 1 2	2 0 0 2 2	6 4 0 0 2	3 0 0 0 1	0 0 0 0 0	0 0 0 0 0	0 0 0 0 0	0 0 0 0 0	0 0 0 0 0	0 0 0 0 0	0 0 0 0 0	0 0 0 0 0	0 0 0 0 0	4.50 0.00 0.00 6.75 18.00	2.250 0.500 0.000 3.000 4.000		

Batter	1	2	3	4	5	6	7	8	9	AB	R	H	RBI	BB	SO	LOB	BOTTOM				
11 Jimmy Rollins, S OBP: 0.312, SLG: 0.394	F8									4	2	2	2	0	0	0	Tampa Bay Rays @ Philadelphia Phillies Citizens Bank Park, Philadelphia, PA Sat Jun 23 2012, 4:09 PM - 7:48 PM EDT Att: 44,878 - Partly Cloudy - 86 F				
10 Juan Pierre, L OBP: 0.367, SLG: 0.398 8 Shane Victorino, S OBP: 0.319, SLG: 0.399										3	2	2	3	0	0	0					
3 Hunter Pence, R OBP: 0.334, SLG: 0.458										4	0	0	0	0	1	3					
51 Carlos Ruiz, R OBP: 0.420, SLG: 0.569										3	0	2	1	0	0	0					
24 Ty Wigginton, R OBP: 0.317, SLG: 0.397										4	0	1	0	0	2	5					
27 Placido Polanco, R OBP: 0.303, SLG: 0.350										4	0	0	0	0	1	3					
15 John Mayberry Jr., R OBP: 0.276, SLG: 0.412										4	0	0	0	0	1	1					
7 Michael Martinez, S OBP: 0.209, SLG: 0.225										4	0	0	0	0	2	0					
38 Kyle Kendrick, R ERA: 5.24 18 Mike Fontenot, L ERA: 6.06, SLG: 0.420 46 Raul Valdes, L ERA: 1.84 29 Hector Luna, R OBP: 0.347, SLG: 0.464 50 Chad Qualls, R ERA: 4.08 37 Antonio Bastardo, R ERA: 2.66 58 Jonathan Papelbon, R ERA: 2.83 25 Jim Thome, L OBP: 0.343, SLG: 0.542										0	1	0	0	1	0	0					
Inning Stats	R: 0 E: 0 K: 2 S: 19	H: 1 LOB: 2 BB: 0 P: 29	R: 0 E: 0 K: 1 S: 10	H: 0 LOB: 0 BB: 0 P: 13	R: 2 E: 0 K: 1 S: 17	H: 2 LOB: 2 BB: 1 P: 29	R: 3 E: 0 K: 2 S: 15	H: 3 LOB: 0 BB: 0 P: 23	R: 0 E: 0 K: 1 S: 11	H: 1 LOB: 1 BB: 0 P: 15	R: 0 E: 0 K: 0 S: 8	H: 0 LOB: 0 BB: 0 P: 13	R: 1 E: 1 K: 0 S: 11	H: 1 LOB: 0 BB: 0 P: 13	R: 0 E: 0 K: 0 S: 11	H: 0 LOB: 0 BB: 0 P: 14		R: 1 E: 0 K: 0 S: 5	H: 1 LOB: 0 BB: 0 P: 8	1B: 6 2B: 0 3B: 0 DP: 1 HBP: 2	WP: 0 PB: 0 SB: 2 CS: 0
PITCHER	IP WLS BF H R ER SO BB IBB HBP BLK WP HR S P ERA WHIP	IP WLS BF H R ER SO BB IBB HBP BLK WP HR S P ERA WHIP	IP WLS BF H R ER SO BB IBB HBP BLK WP HR S P ERA WHIP	IP WLS BF H R ER SO BB IBB HBP BLK WP HR S P ERA WHIP	IP WLS BF H R ER SO BB IBB HBP BLK WP HR S P ERA WHIP	IP WLS BF H R ER SO BB IBB HBP BLK WP HR S P ERA WHIP	IP WLS BF H R ER SO BB IBB HBP BLK WP HR S P ERA WHIP	IP WLS BF H R ER SO BB IBB HBP BLK WP HR S P ERA WHIP	IP WLS BF H R ER SO BB IBB HBP BLK WP HR S P ERA WHIP	IP WLS BF H R ER SO BB IBB HBP BLK WP HR S P ERA WHIP	IP WLS BF H R ER SO BB IBB HBP BLK WP HR S P ERA WHIP	IP WLS BF H R ER SO BB IBB HBP BLK WP HR S P ERA WHIP	IP WLS BF H R ER SO BB IBB HBP BLK WP HR S P ERA WHIP	IP WLS BF H R ER SO BB IBB HBP BLK WP HR S P ERA WHIP	IP WLS BF H R ER SO BB IBB HBP BLK WP HR S P ERA WHIP	IP WLS BF H R ER SO BB IBB HBP BLK WP HR S P ERA WHIP	IP WLS BF H R ER SO BB IBB HBP BLK WP HR S P ERA WHIP				
33 James Shields, R ERA: 3.99 39 J.P. Howell, L ERA: 5.32 47 Brandon Gomes, R ERA: 5.19 57 Jake McGee, L ERA: 1.88	5.0 1.0 (6, 1) (7, 1) (8, 1)	25 3 4 4	7 0 1 1	5 0 0 0	7 0 0 0	2 0 0 0	2 0 0 0	0 0 0 0	0 0 0 0	9.00 0.00 0.00 9.00	1.600 0.000 1.000 1.000										



Batter	1	2	3	4	5	6	7	8	9	AB	R	H	RBI	BB	SO	LOB	TOP					
8 Desmond Jennings, R OBP: 0.304, SLG: 0.546										4	0	1	0	1	2	4						
23 Carlos Pena, L OBP: 0.348, SLG: 0.359										5	0	0	0	0	3	2						
2 B.J. Upton, R OBP: 0.314, SLG: 0.391										4	1	0	0	1	4	0						
7 Jeff Keppinger, R OBP: 0.355, SLG: 0.420										3	1	0	0	1	0	1						
9 Elliot Johnson, S OBP: 0.341, SLG: 0.393										1	0	0	0	0	0	0						
18 Ben Zobrist, S OBP: 0.367, SLG: 0.427										3	3	2	0	1	0	0						
1 Sean Rodriguez, R OBP: 0.267, SLG: 0.340										3	2	1	1	1	0	2						
36 Brooks Conrad, S OBP: 0.196, SLG: 0.304										3	0	2	4	1	0	0						
59 Jose Lobaton, S OBP: 0.379, SLG: 0.345										3	0	0	1	1	0	2						
27 Cesar Ramos, L OBP: 0.340, SLG: 0.500										1	0	0	0	0	1	1						
40 Wade Davis, R OBP: 0.340, SLG: 0.500										1	0	0	0	0	1	0						
47 Brandon Gomes, R OBP: 0.314, SLG: 0.392										1	0	0	1	1	1	0						
39 J.P. Howell, L OBP: 0.348, SLG: 0.533										0	0	0	0	0	0	0						
Inning Stats	R: 0 E: 0 K: 1 S: 7	H: 1 LOB: 0 BB: 0 P: 9	R: 3 E: 0 K: 1 S: 18	H: 3 LOB: 1 BB: 1 P: 32	R: 0 E: 0 K: 1 S: 9	H: 0 LOB: 0 BB: 0 P: 9	R: 0 E: 0 K: 0 S: 4	H: 0 LOB: 0 BB: 0 P: 8	R: 0 E: 0 K: 2 S: 12	H: 0 LOB: 1 BB: 1 P: 18	R: 2 E: 0 K: 1 S: 15	H: 2 LOB: 1 BB: 1 P: 27	R: 0 E: 0 K: 3 S: 9	H: 0 LOB: 0 BB: 0 P: 13	R: 2 E: 0 K: 1 S: 17	H: 0 LOB: 3 BB: 5 P: 40	R: 0 E: 0 K: 2 S: 9	H: 0 LOB: 0 BB: 0 P: 15	1B: 3 2B: 3 3B: 0 HR: 0	SF: 0 SAC: 0 DP: 1 HBP: 0	WP: 0 PB: 0 SB: 2 CS: 0	PA: 40
PITCHER	IP: 7.0 WLS: L BF: 29 H: 6 R: 5 ER: 5 SO: 9 BB: 3 IBB: 0 HBP: 0 BLK: 0 WP: 0 HR: 0 S: 74 P: 116 ERA: 6.43 WHIP: 1.286	IP: 0.2 WLS: L BF: 6 H: 0 R: 2 ER: 2 SO: 0 BB: 4 IBB: 0 HBP: 0 BLK: 0 WP: 0 HR: 12 S: 28 P: 27.00 ERA: 27.00 WHIP: 6.000	IP: 1.1 WLS: L BF: 5 H: 0 R: 0 ER: 0 SO: 3 BB: 1 IBB: 0 HBP: 0 BLK: 0 WP: 0 HR: 14 S: 27 P: 0.00 ERA: 0.00 WHIP: 0.750														IP: 7.0 WLS: L BF: 29 H: 6 R: 5 ER: 5 SO: 9 BB: 3 IBB: 0 HBP: 0 BLK: 0 WP: 0 HR: 0 S: 74 P: 116 ERA: 6.43 WHIP: 1.286	IP: 0.2 WLS: L BF: 6 H: 0 R: 2 ER: 2 SO: 0 BB: 4 IBB: 0 HBP: 0 BLK: 0 WP: 0 HR: 12 S: 28 P: 27.00 ERA: 27.00 WHIP: 6.000	IP: 1.1 WLS: L BF: 5 H: 0 R: 0 ER: 0 SO: 3 BB: 1 IBB: 0 HBP: 0 BLK: 0 WP: 0 HR: 14 S: 27 P: 0.00 ERA: 0.00 WHIP: 0.750			

Tampa Bay Rays @ Philadelphia Phillies
Citizens Bank Park, Philadelphia, PA
Sun Jun 24 2012, 6:37 PM - 9:55 PM EDT
Att: 44,088 - Partly Cloudy - 86 F

livebaseballscorecards.com

AB 32
R 7
H 6
RBI 7
BB 8
SO 12
LOB 12

Batter	1	2	3	4	5	6	7	8	9	AB	R	H	RBI	BB	SO	LOB	BOTTOM					
11 Jimmy Rollins, S OBP: 0.316, SLG: 0.404										3	0	0	0	1	0	0						
10 Juan Pierre, L OBP: 0.361, SLG: 0.390										4	0	0	0	0	0	1						
8 Shane Victorino, S OBP: 0.320, SLG: 0.393										3	0	1	0	1	0	1						
3 Hunter Pence, R OBP: 0.341, SLG: 0.462										1	2	0	0	3	0	1						
27 Placido Polanco, R OBP: 0.313, SLG: 0.361										3	1	2	2	1	0	2						
15 John Mayberry Jr., R OBP: 0.277, SLG: 0.402										4	0	1	1	0	2	2						
23 Brian Schneider, L OBP: 0.290, SLG: 0.362										2	0	0	0	0	0	1						
51 Carlos Ruiz, R OBP: 0.418, SLG: 0.560										2	0	0	0	0	0	1						
7 Michael Martinez, S OBP: 0.188, SLG: 0.200										1	0	0	0	0	1	0						
18 Mike Fontenot, L OBP: 0.390, SLG: 0.407										2	0	0	0	0	0	2						
24 Ty Wigington, R OBP: 0.314, SLG: 0.392										1	0	0	0	0	0	0						
33 Cliff Lee, L OBP: 0.261, SLG: 0.304										2	0	0	0	0	1	1						
29 Hector Luna, R OBP: 0.340, SLG: 0.449										1	0	0	0	0	1	0						
53 B.J. Rosenberg, R OBP: 0.313, SLG: 0.361										0	0	0	0	0	0	0						
63 Jake Diekman, R OBP: 0.313, SLG: 0.361										0	0	0	0	0	0	0						
25 Jim Thome, L OBP: 0.348, SLG: 0.533										1	0	0	0	0	1	0						
Inning Stats	R: 0 E: 0 K: 0 S: 6	H: 0 LOB: 2 BB: 2 P: 14	R: 0 E: 0 K: 2 S: 9	H: 0 LOB: 0 BB: 0 P: 14	R: 0 E: 0 K: 0 S: 8	H: 0 LOB: 1 BB: 1 P: 14	R: 2 E: 0 K: 1 S: 20	H: 2 LOB: 1 BB: 1 P: 31	R: 0 E: 0 K: 0 S: 8	H: 0 LOB: 0 BB: 0 P: 14	R: 1 E: 0 K: 1 S: 8	H: 1 LOB: 1 BB: 1 P: 14	R: 0 E: 0 K: 1 S: 11	H: 0 LOB: 0 BB: 0 P: 15	R: 0 E: 0 K: 0 S: 9	H: 1 LOB: 1 BB: 1 P: 17	R: 0 E: 0 K: 1 S: 7	H: 0 LOB: 0 BB: 0 P: 11	1B: 2 2B: 2 3B: 0 HR: 0	SF: 0 SAC: 0 DP: 1 HBP: 0	WP: 0 PB: 0 SB: 1 CS: 0	PA: 36
PITCHER	IP: 2.2 WLS: L BF: 11 H: 3 R: 3 ER: 3 SO: 2 BB: 2 IBB: 0 HBP: 0 BLK: 0 WP: 0 HR: 0 S: 21 P: 40 ERA: 10.12 WHIP: 1.875	IP: 2.2 WLS: W BF: 9 H: 1 R: 0 ER: 0 SO: 1 BB: 1 IBB: 0 HBP: 0 BLK: 0 WP: 0 HR: 23 S: 35 P: 35 ERA: 0.00 WHIP: 0.750	IP: 1.0 WLS: L BF: 3 H: 0 R: 0 ER: 0 SO: 1 BB: 0 IBB: 0 HBP: 0 BLK: 0 WP: 0 HR: 7 S: 11 P: 11 ERA: 0.00 WHIP: 0.000														IP: 2.2 WLS: L BF: 11 H: 3 R: 3 ER: 3 SO: 2 BB: 2 IBB: 0 HBP: 0 BLK: 0 WP: 0 HR: 0 S: 21 P: 40 ERA: 10.12 WHIP: 1.875	IP: 2.2 WLS: W BF: 9 H: 1 R: 0 ER: 0 SO: 1 BB: 1 IBB: 0 HBP: 0 BLK: 0 WP: 0 HR: 23 S: 35 P: 35 ERA: 0.00 WHIP: 0.750	IP: 1.0 WLS: L BF: 3 H: 0 R: 0 ER: 0 SO: 1 BB: 0 IBB: 0 HBP: 0 BLK: 0 WP: 0 HR: 7 S: 11 P: 11 ERA: 0.00 WHIP: 0.000			

Tampa Bay Rays @ Philadelphia Phillies
Citizens Bank Park, Philadelphia, PA
Sun Jun 24 2012, 6:37 PM - 9:55 PM EDT
Att: 44,088 - Partly Cloudy - 86 F

livebaseballscorecards.com

AB 30
R 3
H 4
RBI 3
BB 6
SO 6
LOB 12


Batter	1	2	3	4	5	6	7	8	9	AB	R	H	RBI	BB	SO	LOB	TOP
7 Alex Presley, L (1,7)	G6-3		K		F9		G4-3			4	0	0	0	0	1	0	Pittsburgh Pirates @ Philadelphia Phillies Citizens Bank Park, Philadelphia, PA Mon Jun 25 2012, 7:08 PM - 10:00 PM EDT Att: 44,721 - Cloudy - 79 F
31 Jose Tabata, R (1,9)	K		HR		E5		L9			4	2	1	1	0	1	0	
22 Andrew McCutchen, R (1,8)	E6		K		FC1-6		G2-3			4	0	1	1	0	1	0	
46 Garrett Jones, L (1,3)	BB		F7		FC1-6		BB			2	0	0	0	2	0	1	
18 Neil Walker, S (1,4)	G4-3		K		K		G4-6-3			4	1	1	0	0	1	4	
24 Pedro Alvarez, L (1,5)	G6-4-3		K		BB		K2-3			4	0	2	0	0	2	1	
26 Rod Barajas, R (1,2)	G6-4-3		K		F7		G6-4-3			0	0	0	0	0	0	0	
55 Michael McKenry, R (2,2)	G6-4-3		K		P6		G6-4-3			4	0	2	0	0	1	2	
12 Clint Barnes, R (1,6)	G6-4-3		K		F9		G5-3			4	0	1	1	0	0	4	
Jeff Karstens, R (1,1)	K		K		K		K			2	0	0	0	0	2	2	
65 Matt Hague, R (6,PH)										1	0	0	0	0	0	1	
43 Doug Slaten, L (6,1)										0	0	0	0	0	0	0	
4B Jared Hughes, R (8,1)										0	0	0	0	0	0	0	
14 Casey McGehee, R (9,PH)										1	0	0	0	0	0	0	
Inning Stats	R: 0 H: 0 E: 1 K: 1 S: 11	H: 2 LOB: 2 BB: 1 P: 19	R: 1 H: 1 E: 0 K: 2 S: 11	H: 1 LOB: 0 BB: 0 P: 15	R: 1 H: 2 E: 0 K: 3 S: 12	H: 2 LOB: 1 BB: 0 P: 20	R: 1 H: 1 E: 1 K: 0 S: 14	H: 1 LOB: 1 BB: 0 P: 13	R: 0 H: 0 E: 0 K: 1 S: 7	H: 0 LOB: 0 BB: 0 P: 12	R: 0 H: 1 E: 0 K: 0 S: 13	H: 1 LOB: 0 BB: 0 P: 19	1B: 6 2B: 1 3B: 0 HR: 1	SF: 0 SAC: 0 DP: 3 HBP: 0	WP: 0 PB: 0 SB: 0 CS: 0	PA: 36	
PITCHER	IP WLS BF H R ER SO BB IBB HBP BLK WP HR S P ERA WHIP																
56 Joe Blanton, R (1,1)	7.0 W 30 7 3 2 8 1 0 0 0 0 0 1 79 114 2.57 1.143																
63 Jake Diekman, L (8,1)	1.0 3 0 0 0 1 1 0 0 0 0 0 7 13 0.00 1.000																
50 Chad Qualls, R (9,1)	1.0 3 1 0 0 0 0 0 0 0 0 0 13 19 0.00 1.000																

Batter	1	2	3	4	5	6	7	8	9	AB	R	H	RBI	BB	SO	LOB	BOTTOM			
11 Jimmy Rollins, S (1,6)	SH1-3		G3		G5-3		K			5	2	2	2	0	1	3	Pittsburgh Pirates @ Philadelphia Phillies Citizens Bank Park, Philadelphia, PA Mon Jun 25 2012, 7:08 PM - 10:00 PM EDT Att: 44,721 - Cloudy - 79 F			
10 Juan Pierre, L (1,7)	SH1-3		G4-3		G6-3		K			3	0	0	0	0	0	0				
15 John Mayberry Jr., R (8,7)	SH1-3		G4-3		G6-3		K			1	0	0	0	0	1	0				
3 Hunter Pence, R (1,9)	G6-3		G6-3		G6-3		G5-3			5	1	2	1	0	0	0				
51 Carlos Ruiz, R (1,2)	E5		G4-3		K		L7			5	3	3	0	0	1	1				
8 Shane Victorino, S (1,8)	G4-3		G4-3		G6-3		BB			3	1	1	1	1	0	1				
27 Placido Polanco, R (1,5)	E9		G4-3		F8		BB			3	0	2	1	1	0	0				
24 Ty Wigington, R (1,3)	K		FC5-4		E6		BB			3	0	0	1	1	1	2				
18 Mike Fontenot, L (1,4)	K		HR		BB		K			4	1	2	0	0	2	4				
63 Jake Diekman, R (8,1)	K		B5		G6-3		K			0	0	0	0	0	0	0				
50 Chad Qualls, R (9,1)	K		K		K		K			0	0	0	0	0	0	0				
56 Joe Blanton, R (1,1)										3	0	0	0	0	1	3				
29 Hector Luna, R (7,PH)										1	0	0	0	0	1	3				
7 Michael Martinez, S (8,4)										0	0	0	0	0	0	0				
Inning Stats	R: 4 H: 5 E: 2 K: 2 S: 19	H: 0 LOB: 1 BB: 0 P: 28	R: 0 H: 0 E: 0 K: 1 S: 7	H: 0 LOB: 0 BB: 0 P: 10	R: 1 H: 2 E: 0 K: 0 S: 9	H: 2 LOB: 1 BB: 0 P: 13	R: 2 H: 3 E: 0 K: 1 S: 12	H: 3 LOB: 1 BB: 0 P: 19	R: 0 H: 1 E: 1 K: 0 S: 13	H: 1 LOB: 2 BB: 0 P: 22	R: 0 H: 0 E: 0 K: 0 S: 5	H: 0 LOB: 0 BB: 0 P: 9	R: 1 H: 1 E: 0 K: 3 S: 14	H: 1 LOB: 3 BB: 3 P: 32	R: 0 H: 0 E: 0 K: 1 S: 8	H: 0 LOB: 0 BB: 0 P: 12	1B: 10 2B: 1 3B: 0 HR: 1	SF: 0 SAC: 1 DP: 0 HBP: 0	WP: 1 PB: 0 SB: 1 CS: 0	PA: 40
PITCHER	IP WLS BF H R ER SO BB IBB HBP BLK WP HR S P ERA WHIP																			
Jeff Karstens, R (1,1)	5.0 L 27 11 7 6 4 0 0 0 0 0 1 60 92 10.80 2.200																			
43 Doug Slaten, L (6,1)	2.0 10 1 1 1 3 3 0 0 0 0 0 19 41 4.50 2.000																			
4B Jared Hughes, R (8,1)	1.0 3 0 0 0 1 0 0 0 0 0 0 8 12 0.00 0.000																			

Batter	1	2	3	4	5	6	7	8	9	AB	R	H	RBI	BB	SO	LOB	TOP									
31 Jose Tabata, R OBP: 0.286, SLG: 0.338	1-1 22 G6-3 46 FC1-2 18 BB HBP		1-1 P6		2-2 G4-3		1-0 G1-3		2-3 K	4	0	0	0	0	1	3										
18 Neil Walker, S OBP: 0.317, SLG: 0.351	4-0 46 FC1-2 22 G6-3 BB		2-1 G4-3		2-0 F7		0-2 F7-2			3	0	0	0	1	0	2										
22 Andrew McCutchen, R OBP: 0.397, SLG: 0.579	1-2 G6-3		3-3 K		1-0 46 G3 14 1B 2B				0-0 2B	4	1	2	0	0	1	2										
46 Garrett Jones, L OBP: 0.271, SLG: 0.465	1-2 FC1-2 14 FC6-4				2-2 G3				0-0 B2	3	0	0	0	0	1	3										
5 Josh Harrison, R OBP: 0.296, SLG: 0.404	2-1 FC6-4				2-2 G6-3				1-0 P3	1	0	0	0	0	0	1										
14 Casey McGehee, R OBP: 0.311, SLG: 0.345	2-1 FC6-4				0-1 G6-3				1-0 P3	4	0	1	1	0	0	3										
24 Pedro Alvarez, L OBP: 0.295, SLG: 0.466	3-1 12 G6-3 55 SF7 2B				0-3 K				3-3 K2-3	4	1	1	0	0	3	2										
12 Clint Barmes, R OBP: 0.226, SLG: 0.298	2-1 G6-3				0-2 F9				0-3 55 1B 17 2B BB	3	1	0	0	1	1	1										
55 Michael McKenry, R OBP: 0.307, SLG: 0.434	2-1 SF7				0-0 45 SH1-3 2B				2-2 17 2B 18 F7-2 1B	3	1	3	2	0	0	0										
45 Erik Bedard, L OBP: 0.095, SLG: 0.095	1-3 K				0-1 SH1-3				2-2 F7	1	0	0	0	0	1	0										
17 Drew Sutton, S OBP: 0.327, SLG: 0.388										1	0	1	1	0	0	0										
37 Juan Cruz, R OBP: 0.252, SLG: 0.362										1	0	0	0	0	0	0										
44 Tony Watson, L										0	0	0	0	0	0	0										
7 Alex Presley, L										1	0	0	0	0	0	0										
Inning Stats	R: 0 E: 0 K: 0 S: 10	H: 0 LOB: 2 BB: 1 P: 19	R: 1 E: 0 K: 1 S: 9	H: 1 LOB: 0 BB: 0 P: 17	R: 0 E: 0 K: 1 S: 7	H: 0 LOB: 0 BB: 0 P: 13	R: 0 E: 0 K: 2 S: 9	H: 0 LOB: 0 BB: 0 P: 12	R: 0 E: 0 K: 1 S: 9	H: 1 LOB: 1 BB: 0 P: 14	R: 1 E: 0 K: 1 S: 13	H: 2 LOB: 1 BB: 0 P: 22	R: 1 E: 0 K: 0 S: 12	H: 2 LOB: 1 BB: 1 P: 20	R: 0 E: 0 K: 1 S: 6	H: 1 LOB: 1 BB: 0 P: 10	R: 1 E: 0 K: 2 S: 14	H: 1 LOB: 0 BB: 0 P: 20	1B: 2 2B: 6 3B: 0 HR: 1	SF: 1 SAC: 1 DP: 1 HBP: 1	WP: 0 PB: 0 SB: 0 CS: 0	PA: 37				
PITCHER	IP WLS BF H R ER SO BB IBB HBP BLK WP HR S P ERA WHIP	6.0 W 27 6 3 3 5 2 0 1 0 0 0 65 112 4.50 1.333	1.0 H 2 0 0 0 0 0 0 0 0 0 0 6 10 0.00 1.000	1.0 S 4 1 1 1 2 0 0 0 0 0 1 14 20 9.00 1.000																						

Pittsburgh Pirates @ Philadelphia Phillies
Citizens Bank Park, Philadelphia, PA
Tue Jun 26 2012, 7:07 PM - 10:06 PM EDT
Att: 45,096 - Partly Cloudy - 77 F


AB 32
R 4
H 8
RBI 4
BB 2
SO 8
LOB 17



Batter	1	2	3	4	5	6	7	8	9	AB	R	H	RBI	BB	SO	LOB	BOTTOM									
11 Jimmy Rollins, S OBP: 0.316, SLG: 0.413	0-1 G5-3								2-2 G3	3	0	0	0	1	0	0										
27 Placido Polanco, R OBP: 0.323, SLG: 0.368	0-1 G3								0-1 G5-3	4	0	2	1	0	0	0										
3 Hunter Pence, R OBP: 0.343, SLG: 0.466	0-0 51 1B 3B								3-3 K	3	1	1	0	1	1	0										
51 Carlos Ruiz, R OBP: 0.427, SLG: 0.579	0-2 8 1B 1B								0-2 HR	4	2	3	2	0	0	2										
8 Shane Victorino, S OBP: 0.324, SLG: 0.392	0-0 1B								4-1 15 S 24 1B BB	3	0	1	0	1	1	3										
24 Ty Wigington, R OBP: 0.316, SLG: 0.403	3-2 G4-3								1-1 29 G6-4-3 1B	4	1	2	2	0	0	4										
15 John Mayberry Jr., R OBP: 0.270, SLG: 0.392	1-2 L7								1-3 K	4	0	0	0	0	1	2										
18 Mike Fontenot, L OBP: 0.394, SLG: 0.470	2-0 49 SH1-4 27 1B 1B								1-1 G6-4-3	3	1	1	0	0	1	0										
29 Hector Luna, R OBP: 0.327, SLG: 0.431										1	0	0	0	0	0	2										
7 Michael Martinez, S OBP: 0.168, SLG: 0.260										0	0	0	0	0	0	0										
49 Vance Worley, R										2	0	0	0	0	1	0										
44 Michael Schwimer, R										0	0	0	0	0	0	0										
37 Antonio Bastardo, R										0	0	0	0	0	0	0										
58 Jonathan Papelbon, R										0	0	0	0	0	0	0										
Inning Stats	R: 1 E: 0 K: 0 S: 12	H: 3 LOB: 2 BB: 0 P: 15	R: 1 E: 0 K: 0 S: 9	H: 2 LOB: 1 BB: 1 P: 18	R: 2 E: 0 K: 0 S: 11	H: 2 LOB: 0 BB: 0 P: 17	R: 0 E: 0 K: 1 S: 8	H: 0 LOB: 0 BB: 0 P: 8	R: 0 E: 0 K: 1 S: 16	H: 1 LOB: 2 BB: 1 P: 24	R: 0 E: 0 K: 1 S: 7	H: 0 LOB: 0 BB: 0 P: 10	R: 0 E: 0 K: 1 S: 9	H: 0 LOB: 0 BB: 0 P: 14	R: 1 E: 0 K: 1 S: 15	H: 2 LOB: 1 BB: 1 P: 22	R: 1 E: 0 K: 1 S: 15	H: 2 LOB: 1 BB: 1 P: 22	1B: 7 2B: 0 3B: 1 HR: 2	SF: 0 SAC: 1 DP: 1 HBP: 0	WP: 0 PB: 0 SB: 1 CS: 0	PA: 35				
PITCHER	IP WLS BF H R ER SO BB IBB HBP BLK WP HR S P ERA WHIP	6.0 L 27 6 3 3 5 2 0 0 0 0 0 1 15 25 9.00 3.000	1.0 2 1 1 1 1 1 0 0 0 0 0 0 9 11 0.00 0.000																							

Pittsburgh Pirates @ Philadelphia Phillies
Citizens Bank Park, Philadelphia, PA
Tue Jun 26 2012, 7:07 PM - 10:06 PM EDT
Att: 45,096 - Partly Cloudy - 77 F

AB 31
R 5
H 10
RBI 5
BB 3
SO 5
LOB 13



Batter	1	2	3	4	5	6	7	8	9	AB	R	H	RBI	BB	SO	LOB	TOP
17 Drew Sutton, S (1,7) OBP: 0.361, SLG: 0.411 7 Alex Presley, L (7,FR) OBP: 0.263, SLG: 0.362										3	1	1	0	1	0	0	Pittsburgh Pirates @ Philadelphia Phillies Citizens Bank Park, Philadelphia, PA Thu Jun 28 2012, 1:07 PM - 4:17 PM EDT Att: 44,521 - Sunny - 90 F
18 Neil Walker, S (1,4) OBP: 0.327, SLG: 0.359										4	1	1	0	1	1	3	
22 Andrew McCutchen, R (1,8) OBP: 0.391, SLG: 0.576										5	0	0	0	0	2	5	
46 Garrett Jones, L (1,9) OBP: 0.276, SLG: 0.472 39 Jason Grilli, R (8,1) 52 Joel Hanrahan, R (9,1)										4	1	2	1	0	0	0	
14 Casey McGehee, R (1,3) OBP: 0.317, SLG: 0.377										3	1	1	3	1	0	1	
24 Pedro Alvarez, L (1,5) OBP: 0.292, SLG: 0.467										3	1	1	1	1	0	1	
12 Clint Barmes, R (1,6) OBP: 0.220, SLG: 0.290										4	0	0	0	0	3	3	
55 Michael McKenry, R (1,2) OBP: 0.330, SLG: 0.470										3	0	1	0	1	1	0	
34 A.J. Burnett, R (1,1) OBP: 0.125, SLG: 0.045 37 Juan Cruz, R (7,1) 31 Jose Tabata, R (8,9) OBP: 0.288, SLG: 0.339										3	0	0	0	0	1	1	
Inning Stats	R: 5 H: 4 E: 0 K: 1 S: 16	H: 4 R: 0 ER: 0 K: 2 S: 13	H: 1 R: 0 ER: 0 K: 0 S: 13	H: 0 R: 0 ER: 0 K: 0 S: 8	H: 0 R: 0 ER: 0 K: 1 S: 7	H: 0 R: 0 ER: 0 K: 1 S: 10	H: 1 R: 0 ER: 0 K: 0 S: 9	H: 1 R: 0 ER: 0 K: 1 S: 13	H: 0 R: 0 ER: 0 K: 1 S: 14	1B: 4 2B: 1 3B: 0 HR: 2	SF: 0 SAC: 1 DP: 1 HBP: 0	WP: 0 PB: 0 SB: 0 CS: 0	PA: 39				
PITCHER	IP: 7.0 WLS: L BF: 29	H: 6 R: 5 ER: 5 SO: 6	BB: 3 IBB: 0 HBP: 0 BLK: 0	WP: 0 HR: 2 S: 70 P: 108	ERA: 6.43 WHIP: 1.286												
38 Kyle Kendrick, R (1,1) ERA: 5.35	1.0	5	1	0	0	1	0	1	0	0	0	0	0	13	22	0.00	1.000
48 Brian Sanches, R (8,1) ERA: 9.0	1.0	5	0	0	0	1	2	0	0	0	0	0	0	14	24	0.00	2.000
47 Jeremy Horst, L (9,1) ERA:																	

AB	32
R	5
H	7
RBI	5
BB	6
SO	8
LOB	14



Batter	1	2	3	4	5	6	7	8	9	AB	R	H	RBI	BB	SO	LOB	BOTTOM
11 Jimmy Rollins, S (1,6) OBP: 0.322, SLG: 0.419										4	0	1	0	1	2	0	Pittsburgh Pirates @ Philadelphia Phillies Citizens Bank Park, Philadelphia, PA Thu Jun 28 2012, 1:07 PM - 4:17 PM EDT Att: 44,521 - Sunny - 90 F
10 Juan Pierre, L (1,7) OBP: 0.355, SLG: 0.380										3	0	1	0	1	0	0	
8 Shane Victorino, S (1,8) OBP: 0.324, SLG: 0.390										5	1	2	0	0	1	4	
3 Hunter Pence, R (1,9) OBP: 0.345, SLG: 0.476										5	1	2	1	0	1	3	
27 Placido Polanco, R (1,5) OBP: 0.324, SLG: 0.363										3	0	0	1	0	0	1	
24 Ty Wiginton, R (1,3) OBP: 0.317, SLG: 0.398										3	1	1	0	1	1	1	
18 Mike Fontenot, L (1,4) OBP: 0.365, SLG: 0.377										4	0	1	0	0	1	3	
31 Erik Kratz, R (1,2) OBP: 0.286, SLG: 1.143 25 Jim Thome, L (8,PH) OBP: 0.338, SLG: 0.516 47 Jeremy Horst, L (9,1)										3	1	1	2	0	1	0	
38 Kyle Kendrick, R (1,1) OBP: 0.188, SLG: 0.071 26 Chase Utley, L (7,PH) OBP: 0.500, SLG: 1.000 48 Brian Sanches, R (8,1) 51 Carlos Ruiz, R (8,PH) OBP: 0.429, SLG: 0.588										2	0	0	0	0	1	0	
Inning Stats	R: 0 H: 1 E: 1 K: 1 S: 8	H: 2 R: 2 ER: 0 K: 0 S: 13	H: 2 R: 0 ER: 0 K: 2 S: 13	H: 1 R: 0 ER: 0 K: 2 S: 13	H: 0 R: 0 ER: 0 K: 1 S: 8	H: 0 R: 0 ER: 0 K: 1 S: 12	H: 2 R: 1 ER: 0 K: 0 S: 8	H: 0 R: 0 ER: 0 K: 2 S: 9	H: 2 R: 0 ER: 0 K: 2 S: 13	1B: 7 2B: 0 3B: 0 HR: 2	SF: 0 SAC: 1 DP: 0 HBP: 1	WP: 0 PB: 0 SB: 2 CS: 0	PA: 40				
PITCHER	IP: 6.2 WLS: W BF: 28	H: 6 R: 3 ER: 3 SO: 7	BB: 1 IBB: 0 HBP: 0 BLK: 0	WP: 0 HR: 1 S: 69 P: 101	ERA: 4.05 WHIP: 1.200												
34 A.J. Burnett, R (1,1) ERA: 3.31	0.1	H: 2	0	0	0	1	0	0	2	8	0.00	3.000					
37 Juan Cruz, R (7,1) ERA: 2.13	1.0	H: 6	2	1	1	2	0	1	13	18	9.00	2.000					
39 Jason Grilli, R (8,1) ERA: 2.05	1.0	S: 4	1	0	0	1	0	0	8	10	0.00	1.000					
52 Joel Hanrahan, R (9,1) ERA: 2.1																	



Batter	1	2	3	4	5	6	7	8	9	AB	R	H	RBI	BB	SO	LOB	TOP				
11 Jimmy Rollins, S OBP: 0.317, SLG: 0.409										4	0	0	0	0	2	0					
27 Placido Polanco, R OBP: 0.322, SLG: 0.359										4	0	0	0	0	0	0					
26 Chase Utley, L OBP: 0.429, SLG: 0.615										4	0	1	0	0	1	0					
51 Carlos Ruiz, R OBP: 0.423, SLG: 0.585										4	1	2	0	0	1	1					
18 Mike Fontenot, L OBP: 0.365, SLG: 0.377										0	0	0	0	0	0	0					
3 Hunter Pence, R OBP: 0.311, SLG: 0.498										4	1	3	1	0	1	1					
8 Shane Victorino, S OBP: 0.323, SLG: 0.388										3	0	1	1	0	0	3					
24 Ty Wigginton, R OBP: 0.317, SLG: 0.394										2	0	0	0	1	1						
15 John Mayberry Jr., R OBP: 0.262, SLG: 0.379										3	0	0	0	0	1	2					
35 Cole Hamels, L OBP: 0.296, SLG: 0.273										2	0	1	0	0	1	0					
29 Hector Luna, R OBP: 0.300, SLG: 0.393										1	0	0	0	0	0	0					
44 Michael Schwimer, R OBP: 0.212, SLG: 0.364										0	0	0	0	0	0	0					
Inning Stats	R: 0 H: 0 E: 0 K: 2 S: 12	H: 0 LOB: 0 BB: 0 P: 18	R: 1 H: 2 E: 0 K: 0 S: 9	H: 2 LOB: 1 BB: 1 P: 20	R: 0 H: 0 E: 0 K: 2 S: 9	H: 0 LOB: 0 BB: 0 P: 10	R: 0 H: 2 E: 1 K: 1 S: 10	H: 1 LOB: 1 BB: 0 P: 13	R: 0 H: 0 E: 0 K: 0 S: 5	H: 0 LOB: 0 BB: 0 P: 6	R: 1 H: 2 E: 0 K: 1 S: 11	H: 2 LOB: 1 BB: 0 P: 17	R: 0 H: 0 E: 0 K: 0 S: 10	H: 0 LOB: 0 BB: 0 P: 10	R: 0 H: 1 E: 0 K: 1 S: 12	H: 1 LOB: 1 BB: 0 P: 16	1B: 5 2B: 2 3B: 0 HR: 1	SF: 1 SAC: 0 DP: 1 HBP: 0	WP: 0 PB: 0 SB: 0 CS: 2	PA: 34	
PITCHER	IP	WLS	BF	H	R	ER	SO	BB	IBB	HBP	BLK	WP	HR	S	P	ERA	WHIP				
56 Mark Buehrle, L ERA: 3.48	7.0	W	26	7	2	2	7	1	0	0	0	0	1	64	99	2.57	1.143				
40 Mike Dunn, L ERA: 6.19	1.0	H	3	0	0	0	0	0	0	0	0	0	0	10	10	0.00	0.000				
21 Heath Bell, R ERA: 6.14	1.0	S	4	1	0	0	1	0	0	0	0	0	0	12	16	0.00	1.000				

Philadelphia Phillies @ Miami Marlins
Marlins Park, Miami, FL
Sat Jun 30 2012, 4:11 PM - 6:30 PM EDT
Att: 31,311 - Roof Closed - 77 F

AB 31
R 2
H 8
RBI 2
BB 1
SO 8
LOB 8



Batter	1	2	3	4	5	6	7	8	9	AB	R	H	RBI	BB	SO	LOB	BOTTOM				
7 José Reyes, S OBP: 0.346, SLG: 0.386										4	2	2	0	0	1	0					
2 Hanley Ramirez, R OBP: 0.333, SLG: 0.441										4	0	1	0	0	0	2					
27 Giancarlo Stanton, R OBP: 0.363, SLG: 0.547										3	1	2	2	1	1	0					
5 Logan Morrison, L OBP: 0.311, SLG: 0.401										3	0	1	0	1	0	1					
6 Scott Cousins, L OBP: 0.212, SLG: 0.364										0	0	0	0	0	0	0					
20 Justin Ruggiano, R OBP: 0.467, SLG: 0.725										2	0	1	1	0	1	0					
12 Omar Infante, R OBP: 0.313, SLG: 0.460										3	0	1	0	0	0	2					
15 Gaby Sanchez, R OBP: 0.241, SLG: 0.286										4	0	1	0	0	0	3					
14 John Buck, R OBP: 0.306, SLG: 0.321										3	0	0	0	1	2	3					
56 Mark Buehrle, L OBP: 0.054, SLG: 0.081										3	0	0	0	0	0	2					
40 Mike Dunn, L ERA: 3.93										0	0	0	0	0	0	0					
21 Heath Bell, R ERA: 3.93										0	0	0	0	0	0	0					
Inning Stats	R: 1 H: 2 E: 0 K: 0 S: 9	H: 2 LOB: 0 BB: 0 P: 15	R: 0 H: 1 E: 0 K: 2 S: 11	H: 1 LOB: 1 BB: 0 P: 16	R: 1 H: 2 E: 0 K: 0 S: 10	H: 2 LOB: 1 BB: 0 P: 16	R: 0 H: 1 E: 0 K: 0 S: 5	H: 1 LOB: 2 BB: 1 P: 10	R: 1 H: 1 E: 0 K: 1 S: 10	H: 1 LOB: 2 BB: 2 P: 22	R: 0 H: 0 E: 0 K: 1 S: 7	H: 0 LOB: 0 BB: 0 P: 10	R: 0 H: 0 E: 0 K: 2 S: 9	H: 0 LOB: 0 BB: 0 P: 15	R: 0 H: 2 E: 0 K: 0 S: 13	H: 2 LOB: 2 BB: 0 P: 16	1B: 6 2B: 2 3B: 0 HR: 1	SF: 1 SAC: 2 DP: 0 HBP: 0	WP: 0 PB: 0 SB: 3 CS: 0	PA: 35	
PITCHER	IP	WLS	BF	H	R	ER	SO	BB	IBB	HBP	BLK	WP	HR	S	P	ERA	WHIP				
35 Cole Hamels, L ERA: 3.93	7.0	L	30	7	3	3	5	1	2	0	0	0	0	61	104	3.86	1.143				
44 Michael Schwimer, R ERA: 3.93	1.0		5	2	0	0	0	0	0	0	0	0	0	13	16	0.00	2.000				

Philadelphia Phillies @ Miami Marlins
Marlins Park, Miami, FL
Sat Jun 30 2012, 4:11 PM - 6:30 PM EDT
Att: 31,311 - Roof Closed - 77 F

AB 29
R 3
H 9
RBI 3
BB 3
SO 5
LOB 13



Batter	1	2	3	4	5	6	7	8	9	AB	R	H	RBI	BB	SO	LOB	TOP										
11 Jimmy Rollins, S OBP: 0.313, SLG: 0.404	F9		K			K		F8		4	0	0	0	0	2	0	Philadelphia Phillies @ Miami Marlins Marlins Park, Miami, FL Sun Jul 01 2012, 1:13 PM - 4:00 PM EDT Att: 31,727 - Roof Closed - 78 F										
10 Juan Pierre, L OBP: 0.357, SLG: 0.390 15 John Mayberry Jr., R OBP: 0.266, SLG: 0.383	FC5			G1-3		WP		51 1B		3	2	2	0	0	0	0											
3 Hunter Pence, R OBP: 0.350, SLG: 0.495	FC5			K		WP		K		4	0	1	1	0	2	1											
51 Carlos Ruiz, R OBP: 0.420, SLG: 0.579	G6-4-3			K		F8				4	0	1	0	0	1	3											
8 Shane Victorino, S OBP: 0.322, SLG: 0.386	G3					G3-1		F8		4	0	1	0	0	0	3											
27 Placido Polanco, R OBP: 0.317, SLG: 0.353	G1-3					P5		G6-3		4	0	0	0	0	0	1											
24 Ty Wigginton, R OBP: 0.312, SLG: 0.387	F8					P3		G5-3		4	0	0	0	0	0	1											
18 Mike Fontenot, L OBP: 0.372, SLG: 0.384			F9					F7		4	0	2	0	0	0	0											
56 Joe Blanton, R OBP: 0.152, SLG: 0.034 16 Jason Fridle, L 44 Michael Schwimer, R 37 Antonio Bastardo, R			K			K		L7		2	0	0	0	0	2	2											
Inning Stats	R: 1 E: 0 K: 0 S: 6	H: 1 LOB: 0 BB: 0 P: 11	R: 0 E: 0 K: 0 S: 6	H: 0 LOB: 0 BB: 0 P: 9	R: 0 E: 0 K: 2 S: 9	H: 0 LOB: 0 BB: 0 P: 11	R: 0 E: 0 K: 2 S: 11	H: 0 LOB: 0 BB: 0 P: 16	R: 0 E: 0 K: 1 S: 9	H: 2 LOB: 2 BB: 0 P: 13	R: 1 E: 0 K: 1 S: 13	H: 2 LOB: 1 BB: 0 P: 20	R: 0 E: 0 K: 0 S: 9	H: 1 LOB: 1 BB: 0 P: 17	R: 0 E: 0 K: 1 S: 10	H: 2 LOB: 2 BB: 0 P: 17	R: 0 E: 0 K: 0 S: 9	H: 0 LOB: 0 BB: 0 P: 15	1B: 7 2B: 0 3B: 1 HR: 0	SF: 0 SAC: 0 DP: 1 HBP: 0	WP: 2 PB: 0 SB: 0 CS: 0	PA: 35					
PITCHER	IP	WLS	BF	H	R	ER	SO	BB	IBB	HBP	BLK	WP	HR	S	P	ERA	WHIP										
47 Ricky Nolasco, R ERA: 4.62	7.0	W	27	6	2	2	6	0	0	0	0	1	0	63	97	2.57	0.857										
40 Mike Dunn, L ERA: 6.09	0.1	H	1	0	0	0	0	0	0	0	0	0	0	3	5	0.00	0.000										
31 Steve Cishek, R ERA: 2.48	0.2	H	4	2	0	0	1	0	0	0	0	0	0	7	12	0.00	3.000										
21 Heath Bell, R ERA: 5.93	1.0	S	3	0	0	0	0	0	0	0	0	0	0	9	15	0.00	0.000										

Batter	1	2	3	4	5	6	7	8	9	AB	R	H	RBI	BB	SO	LOB	BOTTOM										
7 José Reyes, S OBP: 0.345, SLG: 0.382	F8		G4-3			G6-3		2 HR		3	1	0	0	1	0	0	Philadelphia Phillies @ Miami Marlins Marlins Park, Miami, FL Sun Jul 01 2012, 1:13 PM - 4:00 PM EDT Att: 31,727 - Roof Closed - 78 F										
2 Hanley Ramirez, R OBP: 0.332, SLG: 0.449	L3		F7			K		HR		4	1	1	2	0	1	0											
27 Giancarlo Stanton, R OBP: 0.362, SLG: 0.954	F9		HR			K		K		4	1	1	1	0	2	0											
5 Logan Morrison, L OBP: 0.314, SLG: 0.400 21 Heath Bell, R		20 1B				G4-3		P6		3	0	1	0	1	0	0											
20 Justin Ruggiano, R OBP: 0.469, SLG: 0.704		12 2B				12 CS		K		3	1	1	0	1	2	1											
29 Greg Dobbs, L OBP: 0.320, SLG: 0.359	G1-3					K		K		3	0	1	0	0	1	2											
12 Omar Infante, R OBP: 0.313, SLG: 0.462		14 2B				CS		G5-3		3	1	1	1	0	1	1											
14 John Buck, R OBP: 0.306, SLG: 0.326								G6-3		3	0	1	1	0	1	1											
47 Ricky Nolasco, R ERA: 4.85 26 Austin Kearns, R OBP: 0.342, SLG: 0.464 40 Mike Dunn, L 31 Steve Cishek, R 6 Scott Cousins, L OBP: 0.212, SLG: 0.364						K		K		2	0	0	0	0	1	2											
								K		1	0	0	0	0	0	0											
								K		0	0	0	0	0	0	0											
								K		0	0	0	0	0	0	0											
								K		0	0	0	0	0	0	0											
Inning Stats	R: 0 E: 0 K: 0 S: 6	H: 0 LOB: 0 BB: 0 P: 11	R: 2 E: 0 K: 0 S: 8	H: 4 LOB: 1 BB: 0 P: 12	R: 1 E: 0 K: 1 S: 12	H: 1 LOB: 1 BB: 1 P: 22	R: 0 E: 0 K: 3 S: 15	H: 1 LOB: 0 BB: 0 P: 22	R: 0 E: 0 K: 2 S: 11	H: 0 LOB: 0 BB: 0 P: 20	R: 0 E: 0 K: 1 S: 12	H: 0 LOB: 0 BB: 1 P: 20	R: 0 E: 0 K: 1 S: 8	H: 0 LOB: 0 BB: 0 P: 13	R: 2 E: 0 K: 2 S: 11	H: 1 LOB: 0 BB: 1 P: 21	1B: 3 2B: 2 3B: 0 HR: 2	SF: 0 SAC: 0 DP: 0 HBP: 0	WP: 0 PB: 0 SB: 0 CS: 1	PA: 33							
PITCHER	IP	WLS	BF	H	R	ER	SO	BB	IBB	HBP	BLK	WP	HR	S	P	ERA	WHIP										
56 Joe Blanton, R ERA: 4.85	6.0	L	24	6	3	3	7	2	0	0	0	0	0	64	107	4.50	1.333										
44 Michael Schwimer, R ERA: 3.72	1.0		3	0	0	0	1	0	0	0	0	0	0	8	13	0.00	0.000										
37 Antonio Bastardo, L ERA: 4.0	1.0		5	1	2	2	2	1	0	0	0	0	1	11	21	18.00	2.000										

AB	35
R	2
H	8
RBI	1
BB	0
SO	7
LOB	12



Batter	1	2	3	4	5	6	7	8	9	AB	R	H	RBI	BB	SO	LOB	TOP										
11 Jimmy Rollins, S OBP: 0.310, SLG: 0.399										4	0	0	0	0	0	0	Philadelphia Phillies @ New York Mets Citi Field, Flushing, NY Tue Jul 03 2012, 7:11 PM - 9:48 PM EDT Att: 42,516 - Cloudy - 84 F										
27 Placido Polanco, R OBP: 0.316, SLG: 0.349										3	0	0	0	1	0												
26 Chase Utley, L OBP: 0.333, SLG: 0.471										4	0	0	0	0	0	1											
51 Carlos Ruiz, R OBP: 0.418, SLG: 0.586										4	1	1	1	0	1	1											
3 Hunter Pence, R OBP: 0.352, SLG: 0.494										3	0	1	0	0	0	0											
8 Shane Victorino, S OBP: 0.318, SLG: 0.381										4	0	0	0	0	0	2											
24 Ty Wigginton, R OBP: 0.316, SLG: 0.388										2	0	1	0	1	1												
15 John Mayberry Jr., R OBP: 0.262, SLG: 0.377										3	0	0	0	0	1	3											
49 Vance Worley, R 29 Hector Luna, R 46 Raul Valdes, L 48 Brian Sanches, R 10 Juan Pierre, L 63 Jake Diekman, R										1	0	0	0	0	1	0											
Inning Stats	R: 0 E: 0 K: 0 S: 6	H: 0 LOB: 0 BB: 0 P: 9	R: 1 E: 0 K: 1 S: 12	H: 2 LOB: 1 BB: 0 P: 15	R: 0 E: 0 K: 1 S: 7	H: 0 LOB: 0 BB: 0 P: 11	R: 0 E: 0 K: 0 S: 8	H: 0 LOB: 1 BB: 0 P: 13	R: 0 E: 0 K: 0 S: 9	H: 0 LOB: 1 BB: 1 P: 16	R: 0 E: 0 K: 0 S: 10	H: 0 LOB: 1 BB: 0 P: 16	R: 0 E: 0 K: 1 S: 11	H: 1 LOB: 1 BB: 0 P: 15	R: 0 E: 0 K: 0 S: 8	H: 0 LOB: 0 BB: 0 P: 12		R: 0 E: 0 K: 1 S: 7	H: 0 LOB: 1 BB: 0 P: 11	1B: 2 2B: 0 3B: 0 HR: 1	SF: 0 SAC: 0 DP: 0 HBP: 1	WP: 1 PB: 0 SB: 0 CS: 0	PA: 33				
PITCHER	IP	WLS	BF	H	R	ER	SO	BB	IBB	HBP	BLK	WP	HR	S	P	ERA	WHIP										
49 Jonathon Niese, L ERA: 3.35	8.0	W	29	3	1	1	3	2	0	0	0	1	1	71	107	1.12	0.625										
60 Jon Rauch, R ERA: 4.06	1.0		4	0	0	0	1	0	0	1	0	0	0	7	11	0.00	0.000										

Batter	1	2	3	4	5	6	7	8	9	AB	R	H	RBI	BB	SO	LOB	BOTTOM										
11 Rubén Tejeda, R OBP: 0.377, SLG: 0.410										5	2	3	1	0	0	2	Philadelphia Phillies @ New York Mets Citi Field, Flushing, NY Tue Jul 03 2012, 7:11 PM - 9:48 PM EDT Att: 42,516 - Cloudy - 84 F										
28 Daniel Murphy, L OBP: 0.329, SLG: 0.410										5	1	4	4	0	0	2											
5 David Wright, R OBP: 0.443, SLG: 0.564										5	1	1	4	0	1	2											
29 Ike Davis, L OBP: 0.273, SLG: 0.382										5	0	0	0	0	2	1											
21 Lucas Duda, L OBP: 0.348, SLG: 0.411										3	1	1	0	1	1	0											
12 Scott Hairston, R OBP: 0.299, SLG: 0.509										4	0	1	0	0	2	2											
56 Andres Torres, S OBP: 0.330, SLG: 0.291										4	1	1	0	0	2	1											
30 Josh Thole, L OBP: 0.328, SLG: 0.327										4	2	3	0	0	0	0											
49 Jonathon Niese, L OBP: 0.357, SLG: 0.217										1	2	1	2	1	0	0											
Justin Turner, R OBP: 0.299, SLG: 0.322										1	1	0	0	0	0	1											
60 Jon Rauch, R										0	0	0	0	0	0	0											
Inning Stats	R: 1 E: 0 K: 0 S: 16	H: 1 LOB: 0 BB: 0 P: 22	R: 3 E: 0 K: 1 S: 12	H: 5 LOB: 2 BB: 1 P: 19	R: 0 E: 0 K: 1 S: 10	H: 1 LOB: 1 BB: 0 P: 18	R: 2 E: 0 K: 1 S: 16	H: 3 LOB: 1 BB: 0 P: 23	R: 0 E: 0 K: 2 S: 10	H: 1 LOB: 1 BB: 0 P: 18	R: 3 E: 0 K: 1 S: 21	H: 2 LOB: 0 BB: 1 P: 32	R: 0 E: 0 K: 0 S: 7	H: 0 LOB: 0 BB: 0 P: 10	R: 2 E: 1 K: 2 S: 13	H: 2 LOB: 1 BB: 0 P: 20	R: 2 E: 1 K: 2 S: 13	H: 2 LOB: 1 BB: 0 P: 20	1B: 11 2B: 2 3B: 1 HR: 1	SF: 0 SAC: 1 DP: 0 HBP: 0	WP: 0 PB: 0 SB: 0 CS: 0	PA: 40					
PITCHER	IP	WLS	BF	H	R	ER	SO	BB	IBB	HBP	BLK	WP	HR	S	P	ERA	WHIP										
49 Vance Worley, R ERA: 3.46	4.0	L	21	10	6	6	3	1	0	0	0	0	0	21	36	10.80	1.800										
46 Raul Valdes, L ERA: 3.48	1.2		8	2	2	2	2	1	0	0	0	0	0	21	36	10.80	1.800										
48 Brian Sanches, R ERA: 8.53	1.1		5	1	1	1	1	0	0	0	0	0	1	17	24	6.75	0.750										
63 Jake Diekman, L ERA: 3.94	1.0		6	2	2	1	2	0	0	0	0	0	0	13	20	9.00	2.000										

Batter	1	2	3	4	5	6	7	8	9	AB	R	H	RBI	BB	SO	LOB	TOP					
11 Jimmy Rollins, S OBP: 0.308, SLG: 0.399	F8			P6		P2		51 1B	FC4-6 24 HR	5	2	1	2	0	0	1						
10 Juan Pierre, L OBP: 0.360, SLG: 0.392	F8									3	1	2	0	0	0	0						
24 Ty Wigginton, R OBP: 0.322, SLG: 0.404	F8			26 F8				51 1B	HR	1	2	1	2	1	0	0						
26 Chase Utley, L OBP: 0.304, SLG: 0.545	G4-3			F8				L8	G4-3	5	1	1	2	0	0	3						
51 Carlos Ruiz, R OBP: 0.419, SLG: 0.598			F7		F9					4	1	2	2	0	0	1						
3 Hunter Pence, R OBP: 0.354, SLG: 0.494		G2-3								4	0	2	1	0	1	0						
8 Shane Victorino, S OBP: 0.314, SLG: 0.376										4	0	0	0	0	0	3						
27 Placido Polanco, R OBP: 0.315, SLG: 0.348					G5-4-3					4	0	1	0	0	0	1						
15 John Mayberry Jr., R OBP: 0.262, SLG: 0.374										4	2	1	0	0	2	1						
33 Cliff Lee, L OBP: 0.214, SLG: 0.250										2	0	0	0	0	0	0						
16 Jason Fridle, L OBP: 0.500, SLG: 0.500										1	0	1	0	0	0	0						
58 Jonathan Papelbon, R OBP: 0.314, SLG: 0.376										0	0	0	0	0	0	0						
Inning Stats	R: 0 E: 0 K: 0 S: 8	H: 0 LOB: 0 BB: 0 P: 13	R: 0 E: 0 K: 0 S: 9	H: 0 LOB: 0 BB: 0 P: 14	R: 0 E: 0 K: 1 S: 9	H: 0 LOB: 0 BB: 0 P: 11	R: 0 E: 0 K: 0 S: 6	H: 1 LOB: 1 BB: 0 P: 12	R: 0 E: 0 K: 0 S: 4	H: 0 LOB: 0 BB: 0 P: 5	R: 0 E: 0 K: 1 S: 11	H: 0 LOB: 0 BB: 0 P: 12	R: 3 E: 0 K: 1 S: 10	H: 3 LOB: 0 BB: 0 P: 14	R: 3 E: 0 K: 0 S: 19	H: 4 LOB: 2 BB: 1 P: 29	R: 3 E: 0 K: 0 S: 14	H: 3 LOB: 0 BB: 0 P: 21	1B: 8 2B: 1 3B: 0 HR: 3	SF: 0 SAC: 1 DP: 1 HBP: 0	WP: 0 PB: 0 SB: 1 CS: 0	PA: 39
PITCHER	IP	WLS	BF	H	R	ER	SO	BB	IBB	HBP	BLK	WP	HR	S	P	ERA	WHIP					
55 Chris Young, R ERA: 3.41	7.0	L	25	5	3	3	3	0	0	0	0	0	2	57	81	3.86	0.714					
47 Miguel Batista, R ERA: 4.19	0.0		1	1	1	1	0	0	0	0	0	0	0	1	1	∞	∞					
40 Tim Lincecum, L ERA: 3.8	0.2		4	1	0	0	0	0	1	0	0	0	0	12	20	0.00	1.500					
53 Jeremy Hefner, R ERA: 5.64	1.1		9	5	5	5	0	0	0	0	0	0	1	20	29	33.75	3.750					

Philadelphia Phillies @ New York Mets
Citi Field, Flushing, NY
Wed Jul 04 2012, 1:12 PM - 3:50 PM EDT
Att: 28,687 - Partly Cloudy - 86 F

AB	37
R	9
H	12
RBI	9
BB	1
SO	3
LOB	10



Batter	1	2	3	4	5	6	7	8	9	AB	R	H	RBI	BB	SO	LOB	BOTTOM					
11 Rubén Tejada, R OBP: 0.380, SLG: 0.419	F8				28 1B					4	1	2	0	0	0	0						
28 Daniel Murphy, L OBP: 0.328, SLG: 0.408										4	0	1	0	0	1	1						
5 David Wright, R OBP: 0.441, SLG: 0.559										4	0	1	1	0	2	0						
12 Scott Hairston, R OBP: 0.295, SLG: 0.520										4	1	1	1	0	1	2						
21 Lucas Duda, L OBP: 0.350, SLG: 0.410										3	0	1	0	1	1	0						
29 Ike Davis, L OBP: 0.273, SLG: 0.380										4	0	1	0	0	1	2						
56 Andres Torres, S OBP: 0.323, SLG: 0.284										4	0	0	0	0	1	3						
4 Mike Nickes, R OBP: 0.250, SLG: 0.242										3	0	0	0	0	2	1						
30 Josh Thole, L OBP: 0.326, SLG: 0.325										1	0	0	0	0	0	0						
55 Chris Young, R OBP: 0.222, SLG: 0.125										2	0	0	0	0	0	0						
13 Ronny Cedeno, R OBP: 0.355, SLG: 0.333										1	0	0	0	0	0	0						
47 Miguel Batista, R OBP: 0.355, SLG: 0.333										0	0	0	0	0	0	0						
40 Tim Byrdak, L OBP: 0.355, SLG: 0.333										0	0	0	0	0	0	0						
53 Jeremy Hefner, R OBP: 0.333, SLG: 1.333										0	0	0	0	0	0	0						
Inning Stats	R: 0 E: 0 K: 2 S: 10	H: 0 LOB: 0 BB: 0 P: 15	R: 0 E: 0 K: 1 S: 8	H: 1 LOB: 1 BB: 0 P: 10	R: 0 E: 0 K: 0 S: 11	H: 1 LOB: 1 BB: 0 P: 15	R: 1 E: 0 K: 2 S: 13	H: 2 LOB: 1 BB: 0 P: 15	R: 1 E: 0 K: 1 S: 17	H: 3 LOB: 2 BB: 0 P: 21	R: 0 E: 0 K: 1 S: 9	H: 0 LOB: 0 BB: 1 P: 13	R: 0 E: 0 K: 0 S: 10	H: 0 LOB: 0 BB: 0 P: 14	R: 0 E: 0 K: 2 S: 8	H: 0 LOB: 0 BB: 0 P: 13	R: 0 E: 0 K: 0 S: 6	H: 0 LOB: 0 BB: 0 P: 9	1B: 5 2B: 1 3B: 0 HR: 1	SF: 0 SAC: 0 DP: 0 HBP: 0	WP: 0 PB: 0 SB: 0 CS: 0	PA: 35
PITCHER	IP	WLS	BF	H	R	ER	SO	BB	IBB	HBP	BLK	WP	HR	S	P	ERA	WHIP					
33 Cliff Lee, L ERA: 3.88	8.0	W	32	7	2	2	9	1	0	0	0	0	0	6	16	2.25	1.000					
58 Jonathan Papelbon, R ERA: 2.93	1.0		3	0	0	0	0	0	0	0	0	0	0	6	9	0.00	0.000					

Philadelphia Phillies @ New York Mets
Citi Field, Flushing, NY
Wed Jul 04 2012, 1:12 PM - 3:50 PM EDT
Att: 28,687 - Partly Cloudy - 86 F

AB	34
R	2
H	7
RBI	2
BB	1
SO	9
LOB	9



Batter	1	2	3	4	5	6	7	8	9	AB	R	H	RBI	BB	SO	LOB	TOP								
11 Jimmy Rollins, S OBP: 0.318, SLG: 0.414										3	1	3	2	2	0	0									
10 Juan Pierre, L OBP: 0.355, SLG: 0.387										3	1	0	1	0	1	5									
15 John Mayberry Jr., R OBP: 0.260, SLG: 0.373										1	0	0	0	0	0	2									
3 Hunter Pence, R OBP: 0.351, SLG: 0.489										5	0	1	1	0	1	3									
51 Carlos Ruiz, R OBP: 0.419, SLG: 0.596										4	0	1	0	0	0	2									
8 Shane Victorino, S OBP: 0.313, SLG: 0.373										5	0	1	1	0	2	1									
24 Ty Wigginton, R OBP: 0.320, SLG: 0.402										4	0	1	0	0	2	3									
27 Placido Polanco, R OBP: 0.314, SLG: 0.346										4	1	1	0	0	1	2									
18 Mike Fontenot, L OBP: 0.378, SLG: 0.403										4	1	2	0	0	1	1									
35 Cole Hamels, L OBP: 0.316, SLG: 0.306										3	1	2	0	0	1	1									
26 Chase Utley, L OBP: 0.333, SLG: 0.565										1	0	1	0	0	0	0									
37 Antonio Bastardo, R OBP: 0.280, SLG: 0.373										0	0	0	0	0	0	0									
58 Jonathan Papelbon, R OBP: 0.280, SLG: 0.373										0	0	0	0	0	0	0									
Inning Stats	R: 1 E: 0 K: 1 S: 13	H: 1 LOB: 2 BB: 1 P: 25	R: 1 E: 0 K: 1 S: 10	H: 3 LOB: 2 BB: 0 P: 13	R: 0 E: 0 K: 3 S: 11	H: 1 LOB: 1 BB: 0 P: 15	R: 1 E: 0 K: 2 S: 13	H: 3 LOB: 2 BB: 0 P: 15	R: 0 E: 0 K: 0 S: 5	H: 1 LOB: 0 BB: 0 P: 6	R: 2 E: 0 K: 0 S: 9	H: 2 LOB: 0 BB: 0 P: 12	R: 0 E: 0 K: 0 S: 10	H: 0 LOB: 0 BB: 0 P: 13	R: 0 E: 0 K: 0 S: 11	H: 2 LOB: 2 BB: 1 P: 20	R: 0 E: 0 K: 2 S: 9	H: 0 LOB: 0 BB: 0 P: 14	1B: 9 2B: 4 3B: 1 HR: 0	SF: 0 SAC: 1 DP: 1 HBP: 1	WP: 0 PB: 0 CS: 0	PA: 41			
PITCHER	IP: 7.0 ERA: 2.4	WLS: 33 ERA: 4.02	BF: 11 ERA: 3.74	H: 5 ERA: 2.91	R: 5 ERA: 2.91	ER: 5 ERA: 2.91	SO: 7 ERA: 2.91	BB: 1 ERA: 2.91	IBB: 0 ERA: 2.91	HBP: 1 ERA: 2.91	BLK: 0 ERA: 2.91	WP: 0 ERA: 2.91	HR: 0 ERA: 2.91	S: 71 ERA: 2.91	P: 99 ERA: 2.91	ERA: 6.43 WHIP: 1.714									

Philadelphia Phillies @ New York Mets
Citi Field, Flushing, NY
Thu Jul 05 2012, 7:12 PM - 10:09 PM EDT
Att: 28,409 - Cloudy - 91 F

AB	37
R	5
H	13
RBI	5
BB	2
SO	9
LOB	20



Batter	1	2	3	4	5	6	7	8	9	AB	R	H	RBI	BB	SO	LOB	BOTTOM							
11 Rubén Tejada, R OBP: 0.381, SLG: 0.414										4	1	1	0	1	0	1								
28 Daniel Murphy, L OBP: 0.329, SLG: 0.408										5	0	2	1	0	2	1								
5 David Wright, R OBP: 0.443, SLG: 0.570										5	1	3	4	0	0	0								
12 Scott Hairston, R OBP: 0.299, SLG: 0.534										3	1	1	1	1	1	0								
21 Lucas Duda, L OBP: 0.346, SLG: 0.404										4	0	0	0	0	1	3								
29 Ike Davis, L OBP: 0.273, SLG: 0.382										4	0	1	0	0	1	0								
13 Ronny Cedeno, R OBP: 0.355, SLG: 0.333										0	1	0	0	0	0	0								
30 Josh Thole, L OBP: 0.326, SLG: 0.326										3	0	1	0	0	1	0								
9 Kirk Nieuwenhuis, L OBP: 0.330, SLG: 0.407										4	0	0	0	0	3	3								
43 R.A. Dickey, R Justin Turner, R 60 Jon Rauch, R 40 Tim Lincecum, L 27 Pedro Beato, R 39 Bobby Parnell, R 1 Jordany Valdespin, L										2	1	1	0	0	0	0								
Inning Stats	R: 0 E: 0 K: 1 S: 6	H: 0 LOB: 0 BB: 0 P: 7	R: 1 E: 0 K: 1 S: 11	H: 1 LOB: 0 BB: 0 P: 14	R: 1 E: 0 K: 1 S: 21	H: 3 LOB: 3 BB: 1 P: 36	R: 0 E: 0 K: 1 S: 9	H: 0 LOB: 0 BB: 0 P: 17	R: 2 E: 0 K: 1 S: 14	H: 2 LOB: 0 BB: 0 P: 18	R: 0 E: 0 K: 2 S: 11	H: 1 LOB: 1 BB: 0 P: 17	R: 0 E: 0 K: 0 S: 7	H: 0 LOB: 0 BB: 0 P: 10	R: 0 E: 0 K: 1 S: 6	H: 0 LOB: 0 BB: 0 P: 12	R: 2 E: 0 K: 1 S: 17	H: 3 LOB: 3 BB: 1 P: 28	1B: 7 2B: 1 3B: 0 HR: 2	SF: 0 SAC: 1 DP: 0 HBP: 1	WP: 0 PB: 0 CS: 0	PA: 39		
PITCHER	IP: 7.0 ERA: 3.2	WLS: 29 ERA: 3.86	BF: 7 ERA: 3.46	H: 4 ERA: 3.46	R: 4 ERA: 3.46	ER: 0 ERA: 3.46	SO: 7 ERA: 3.46	BB: 1 ERA: 3.46	IBB: 0 ERA: 3.46	HBP: 0 ERA: 3.46	BLK: 0 ERA: 3.46	WP: 0 ERA: 3.46	HR: 2 ERA: 3.46	S: 79 ERA: 3.46	P: 119 ERA: 3.46	ERA: 5.14 WHIP: 1.143								

Philadelphia Phillies @ New York Mets
Citi Field, Flushing, NY
Thu Jul 05 2012, 7:12 PM - 10:09 PM EDT
Att: 28,409 - Cloudy - 91 F

AB	35
R	6
H	10
RBI	6
BB	2
SO	9
LOB	8



Batter	1	2	3	4	5	6	7	8	9	AB R H RBI BB SO LOB	TOP									
24 Michael Bourn, L (1.8) OBP: 0.360, SLG: 0.448										3 1 0 0 2 1 0	Atlanta Braves @ Philadelphia Phillies Citizens Bank Park, Philadelphia, PA Fri Jul 06 2012, 7:09 PM - 9:41 PM EDT Att: 44,441 - Clear - 94 F									
14 Martin Prado, R (1.7) OBP: 0.381, SLG: 0.457										4 0 0 0 0 1 3										
22 Jason Heyward, L (1.9) OBP: 0.344, SLG: 0.507										4 0 2 0 0 1 2										
10 Chipper Jones, S (1.5) OBP: 0.394, SLG: 0.482										3 1 1 0 1 0 2										
5 Freddie Freeman, L (1.3) OBP: 0.317, SLG: 0.450										3 1 1 1 1 0 1										
16 Brian McCann, L (1.2) OBP: 0.297, SLG: 0.405										4 1 1 4 0 1 2										
26 Dan Uggla, R (1.4) OBP: 0.353, SLG: 0.390										3 0 0 0 0 1 2										
19 Andrelton Simmons, R (1.6) OBP: 0.336, SLG: 0.445										4 0 0 0 0 1 3										
15 Tim Hudson, R (1.1) OBP: 0.176, SLG: 0.125										2 0 0 0 0 0 1 1										
25 Justin Franciosi, L (0.8PH) OBP: 0.226, SLG: 0.425										0 0 0 0 0 0 0 0										
23 Matt Diaz, R (0.8PH) OBP: 0.226, SLG: 0.425										1 1 1 0 0 0 0 0										
34 Eric O'Flaherty, L (0.8PH) OBP: 0.226, SLG: 0.425										0 0 0 0 0 0 0 0										
2 Jack Wilson, R (0.8PH) OBP: 0.192, SLG: 0.223										1 0 0 0 0 1 0 0										
32 Chad Durbin, R (0.9PH) OBP: 0.192, SLG: 0.223										0 0 0 0 0 0 0 0										
Inning Stats	R: 0 E: 0 K: 0 S: 9	H: 1 LOB: 1 BB: 1 P: 15	R: 0 E: 0 K: 0 S: 7	H: 0 LOB: 0 BB: 0 P: 11	R: 0 E: 0 K: 2 S: 7	H: 0 LOB: 0 BB: 0 P: 11	R: 0 E: 0 K: 0 S: 6	H: 1 LOB: 1 BB: 0 P: 10	R: 0 E: 0 K: 2 S: 8	H: 0 LOB: 1 BB: 0 P: 14	R: 0 E: 0 K: 1 S: 13	H: 2 LOB: 2 BB: 0 P: 17	R: 5 E: 0 K: 1 S: 16	H: 2 LOB: 2 BB: 3 P: 32	R: 0 E: 0 K: 2 S: 7	H: 0 LOB: 0 BB: 0 P: 10	1B: 5 2B: 0 3B: 0 HR: 1	SF: 0 SAC: 0 DP: 1 HBP: 1	WP: 0 PB: 0 SB: 0 CS: 0	PA: 37
PITCHER	IP WLS BF H R ER SO BB IBB HBP BLK WP HR S P ERA WHIP											IP WLS BF H R ER SO BB IBB HBP BLK WP HR S P ERA WHIP								
38 Kyle Kendrick, R (1.1) ERA: 4.89	7.0 26 4 0 0 5 1 0 1 0 0 0 59 29 0.00 0.714																			
37 Antonio Bastardo, R (0.8PH) ERA: 5.34	0.2 L 7 2 5 5 0 3 0 0 0 0 0 1 10 24 67.50 7.500																			
44 Michael Schwimer, R (0.8PH) ERA: 3.66	0.1 1 0 0 0 1 0 0 0 0 0 0 6 8 0.00 0.000																			
47 Jeremy Horst, L (0.9PH) ERA: 3.78	1.0 3 0 0 0 2 0 0 0 0 0 0 7 10 0.00 0.000																			

AB	32
R	5
H	6
RBI	5
BB	4
SO	8
LOB	16



Batter	1	2	3	4	5	6	7	8	9	AB R H RBI BB SO LOB	BOTTOM									
11 Jimmy Rollins, S (1.6) OBP: 0.317, SLG: 0.412										4 0 1 0 0 1 1	Atlanta Braves @ Philadelphia Phillies Citizens Bank Park, Philadelphia, PA Fri Jul 06 2012, 7:09 PM - 9:41 PM EDT Att: 44,441 - Clear - 94 F									
8 Shane Victorino, S (1.8) OBP: 0.315, SLG: 0.373										3 0 1 0 1 0 0										
26 Chase Utley, L (1.4) OBP: 0.321, SLG: 0.500										3 0 0 0 0 1 4										
6 Ryan Howard, L (1.3) OBP: 0.500, SLG: 0.750										4 0 2 0 0 0 3										
51 Carlos Ruiz, R (1.2) OBP: 0.413, SLG: 0.586										4 0 0 0 0 0 2										
3 Hunter Pence, R (1.9) OBP: 0.350, SLG: 0.485										3 0 0 0 1 0 1										
10 Juan Pierre, L (1.7) OBP: 0.349, SLG: 0.380										4 0 0 0 0 0 3										
18 Mike Fontenot, L (1.5) OBP: 0.365, SLG: 0.388										3 0 0 0 0 0 2										
38 Kyle Kendrick, R (1.1) OBP: 0.167, SLG: 0.063										2 0 0 0 0 0 0 0										
37 Antonio Bastardo, R (0.8PH) ERA: 3.56										0 0 0 0 0 0 0 0										
44 Michael Schwimer, R (0.8PH) ERA: 3.56										0 0 0 0 0 0 0 0										
15 John Mayberry Jr., R (0.8PH) OBP: 0.264, SLG: 0.376										1 0 1 0 0 0 0 0										
47 Jeremy Horst, L (0.9PH) ERA: 3.78										0 0 0 0 0 0 0 0										
Inning Stats	R: 0 E: 0 K: 0 S: 6	H: 0 LOB: 0 BB: 0 P: 8	R: 0 E: 0 K: 0 S: 7	H: 1 LOB: 1 BB: 0 P: 11	R: 0 E: 0 K: 0 S: 7	H: 0 LOB: 0 BB: 0 P: 8	R: 0 E: 0 K: 0 S: 8	H: 0 LOB: 0 BB: 0 P: 12	R: 0 E: 0 K: 0 S: 5	H: 0 LOB: 0 BB: 0 P: 6	R: 0 E: 0 K: 0 S: 14	H: 2 LOB: 2 BB: 0 P: 22	R: 0 E: 0 K: 2 S: 12	H: 1 LOB: 2 BB: 1 P: 21	R: 0 E: 0 K: 0 S: 6	H: 0 LOB: 0 BB: 0 P: 10	1B: 4 2B: 1 3B: 0 HR: 0	SF: 0 SAC: 0 DP: 1 HBP: 1	WP: 0 PB: 0 SB: 0 CS: 0	PA: 34
PITCHER	IP WLS BF H R ER SO BB IBB HBP BLK WP HR S P ERA WHIP											IP WLS BF H R ER SO BB IBB HBP BLK WP HR S P ERA WHIP								
15 Tim Hudson, R (1.1) ERA: 3.56	7.0 W 26 4 0 0 5 1 0 1 0 0 0 54 79 0.00 0.714																			
34 Eric O'Flaherty, L (0.8PH) ERA: 2.97	1.0 5 1 0 0 2 1 0 0 0 0 0 12 21 0.00 2.000																			
32 Chad Durbin, R (0.9PH) ERA: 3.78	1.0 3 0 0 0 0 0 0 0 0 0 0 6 10 0.00 0.000																			

AB	31
R	0
H	5
RBI	0
BB	2
SO	2
LOB	16



Batter	1	2	3	4	5	6	7	8	9	AB	R	H	RBI	BB	SO	LOB	TOP					
24 Michael Bourn, L (1,8) OBP: 0.366, SLG: 0.452	G5-3		14 2B		14 G1-3		22 S 14 1B		14 CS	4	2	3	0	1	0	0	Atlanta Braves @ Philadelphia Phillies Citizens Bank Park, Philadelphia, PA Sat Jul 07 2012, 8:13 PM - 11:00 PM EDT Att: 44,797 - Cloudy - 91 F					
14 Martin Prado, R (1,7) OBP: 0.382, SLG: 0.459	G4-3		1B		G1-3		5 S 22 S		K	5	0	2	2	0	1	2						
22 Jason Heyward, L (1,9) OBP: 0.340, SLG: 0.500	F7		P3		F8		K2-3			4	0	0	0	0	1	3						
10 Chipper Jones, S (1,5) OBP: 0.396, SLG: 0.480		P6		16 1B	K		IBB			3	1	1	0	1	1	1						
5 Freddie Freeman, L (1,3) OBP: 0.316, SLG: 0.447	F7		16 E 19 SF9		K		G4-3			4	1	1	0	0	1	2						
16 Brian McCann, L (1,2) OBP: 0.300, SLG: 0.418	HR		E9		K		G3-1			4	1	2	2	0	1	0						
26 Dan Uggla, R (1,4) OBP: 0.349, SLG: 0.385	F7		K		P3		G6-3			4	0	0	0	0	1	2						
19 Andrelton Simmons, R (1,6) OBP: 0.333, SLG: 0.442			K		SF9		G5-3			3	1	1	1	0	1	0						
48 Tommy Hanson, R (1,1) OBP: 0.097, SLG: 0.034			K		G4-3		SH3			2	0	0	0	0	1	1						
34 Eric O'Flaherty, L (8,1)			K							0	0	0	0	0	0	0						
23 Matt Diaz, R (9,PH) OBP: 0.287, SLG: 0.343										1	0	0	0	0	1	0						
46 Craig Kimbrel, R (9,1)										0	0	0	0	0	0	0						
Inning Stats	R: 0 E: 0 K: 0 S: 6	H: 0 LOB: 0 BB: 0 P: 8	R: 1 E: 0 K: 0 S: 10	H: 1 LOB: 0 BB: 0 P: 17	R: 1 E: 0 K: 2 S: 11	H: 2 LOB: 1 BB: 0 P: 19	R: 2 E: 1 K: 1 S: 16	H: 3 LOB: 1 BB: 0 P: 26	R: 0 E: 0 K: 2 S: 11	H: 0 LOB: 0 BB: 0 P: 14	R: 2 E: 0 K: 1 S: 14	H: 2 LOB: 2 BB: 2 P: 30	R: 0 E: 0 K: 0 S: 9	H: 0 LOB: 0 BB: 0 P: 15	R: 0 E: 0 K: 2 S: 9	H: 1 LOB: 0 BB: 0 P: 16	1B: 8 2B: 1 3B: 0 HR: 1	SF: 1 SAC: 1 DP: 0 HBP: 0	WP: 0 PB: 0 SB: 3 CS: 1	PA: 38		
PITCHER	IP WLS BF ERA WHIP	WLS BF ERA WHIP	H R ER SO BB IBB HBP BLK WP HR S P ERA WHIP	H R ER SO BB IBB HBP BLK WP HR S P ERA WHIP	H R ER SO BB IBB HBP BLK WP HR S P ERA WHIP	H R ER SO BB IBB HBP BLK WP HR S P ERA WHIP	H R ER SO BB IBB HBP BLK WP HR S P ERA WHIP	H R ER SO BB IBB HBP BLK WP HR S P ERA WHIP	H R ER SO BB IBB HBP BLK WP HR S P ERA WHIP	H R ER SO BB IBB HBP BLK WP HR S P ERA WHIP	H R ER SO BB IBB HBP BLK WP HR S P ERA WHIP	H R ER SO BB IBB HBP BLK WP HR S P ERA WHIP	H R ER SO BB IBB HBP BLK WP HR S P ERA WHIP	H R ER SO BB IBB HBP BLK WP HR S P ERA WHIP	H R ER SO BB IBB HBP BLK WP HR S P ERA WHIP	H R ER SO BB IBB HBP BLK WP HR S P ERA WHIP	H R ER SO BB IBB HBP BLK WP HR S P ERA WHIP	H R ER SO BB IBB HBP BLK WP HR S P ERA WHIP	H R ER SO BB IBB HBP BLK WP HR S P ERA WHIP	H R ER SO BB IBB HBP BLK WP HR S P ERA WHIP	H R ER SO BB IBB HBP BLK WP HR S P ERA WHIP	H R ER SO BB IBB HBP BLK WP HR S P ERA WHIP

AB 34
R 6
H 10
RBI 5
BB 2
SO 9
LOB 11



Batter	1	2	3	4	5	6	7	8	9	AB	R	H	RBI	BB	SO	LOB	BOTTOM					
11 Jimmy Rollins, S (1,6) OBP: 0.314, SLG: 0.407	F9	FC4-6			K			G6-4-3		4	0	0	1	0	1	3	Atlanta Braves @ Philadelphia Phillies Citizens Bank Park, Philadelphia, PA Sat Jul 07 2012, 8:13 PM - 11:00 PM EDT Att: 44,797 - Cloudy - 91 F					
8 Shane Victorino, S (1,8) OBP: 0.311, SLG: 0.369	K	CS	F9			F9		K		4	0	0	0	0	2	0						
26 Chase Utley, L (1,4) OBP: 0.281, SLG: 0.433	K		F7			G6-3		K		4	0	0	0	0	2	0						
51 Carlos Ruiz, R (1,2) OBP: 0.411, SLG: 0.585		3 1B 27 FC5-2	F8			K		F8		4	0	1	0	0	1	0						
3 Hunter Pence, R (1,9) OBP: 0.353, SLG: 0.487		27 FC5-2 10 2B			K		27 G6-4-3			3	1	2	0	0	1	0						
27 Placido Polanco, R (1,5) OBP: 0.311, SLG: 0.342		FC5-2 10 2B 56 1B			G6-3		G6-4-3			3	1	0	0	0	0	3						
10 Juan Pierre, L (1,7) OBP: 0.349, SLG: 0.384		56 1B 11 FC4-6			G6-3		G3-1			3	1	1	1	0	0	0						
15 John Mayberry Jr., R (1,3) OBP: 0.269, SLG: 0.377		11 FC4-6 56 1B			K		24 FC5-4			2	0	1	0	1	1	0						
56 Joe Blanton, R (1,1) OBP: 0.171, SLG: 0.065					L3					2	0	1	1	0	0	0						
63 Jake Diekmann, R (7,1)										0	0	0	0	0	0	0						
16 Jason Pridie, L (8,PH) OBP: 0.500, SLG: 0.500										0	0	0	0	0	0	0						
24 Ty Wigginton, R (8,PH) OBP: 0.319, SLG: 0.400										1	0	0	0	0	0	1						
47 Jeremy Horst, L (9,1)										0	0	0	0	0	0	0						
Inning Stats	R: 0 E: 0 K: 2 S: 7	H: 4 LOB: 1 BB: 1 P: 28	R: 0 E: 0 K: 0 S: 7	H: 0 LOB: 0 BB: 0 P: 10	R: 0 E: 0 K: 1 S: 7	H: 0 LOB: 0 BB: 0 P: 8	R: 0 E: 0 K: 2 S: 10	H: 0 LOB: 0 BB: 0 P: 13	R: 0 E: 0 K: 1 S: 8	H: 0 LOB: 0 BB: 0 P: 13	R: 0 E: 0 K: 0 S: 8	H: 1 LOB: 0 BB: 0 P: 10	R: 0 E: 0 K: 0 S: 6	H: 1 LOB: 0 BB: 0 P: 12	R: 0 E: 0 K: 2 S: 11	H: 0 LOB: 0 BB: 0 P: 14	1B: 4 2B: 2 3B: 0 HR: 0	SF: 0 SAC: 0 DP: 2 HBP: 0	WP: 0 PB: 0 SB: 0 CS: 1	PA: 32		
PITCHER	IP WLS BF ERA WHIP	WLS BF ERA WHIP	H R ER SO BB IBB HBP BLK WP HR S P ERA WHIP	H R ER SO BB IBB HBP BLK WP HR S P ERA WHIP	H R ER SO BB IBB HBP BLK WP HR S P ERA WHIP	H R ER SO BB IBB HBP BLK WP HR S P ERA WHIP	H R ER SO BB IBB HBP BLK WP HR S P ERA WHIP	H R ER SO BB IBB HBP BLK WP HR S P ERA WHIP	H R ER SO BB IBB HBP BLK WP HR S P ERA WHIP	H R ER SO BB IBB HBP BLK WP HR S P ERA WHIP	H R ER SO BB IBB HBP BLK WP HR S P ERA WHIP	H R ER SO BB IBB HBP BLK WP HR S P ERA WHIP	H R ER SO BB IBB HBP BLK WP HR S P ERA WHIP	H R ER SO BB IBB HBP BLK WP HR S P ERA WHIP	H R ER SO BB IBB HBP BLK WP HR S P ERA WHIP	H R ER SO BB IBB HBP BLK WP HR S P ERA WHIP	H R ER SO BB IBB HBP BLK WP HR S P ERA WHIP	H R ER SO BB IBB HBP BLK WP HR S P ERA WHIP	H R ER SO BB IBB HBP BLK WP HR S P ERA WHIP	H R ER SO BB IBB HBP BLK WP HR S P ERA WHIP	H R ER SO BB IBB HBP BLK WP HR S P ERA WHIP	H R ER SO BB IBB HBP BLK WP HR S P ERA WHIP

AB 30
R 3
H 6
RBI 3
BB 1
SO 8
LOB 7



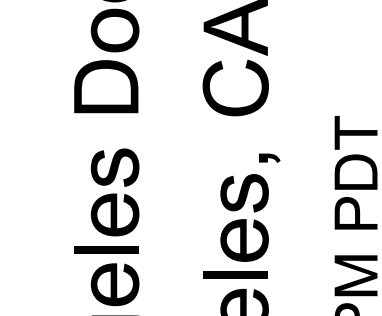
Batter	1	2	3	4	5	6	7	8	9	AB	R	H	RBI	BB	SO	LOB	TOP					
11 Jimmy Rollins, S OBP: 0.317, SLG: 0.421	G3		HR		K			BB		3	1	1	1	1	1	0	Philadelphia Phillies @ Los Angeles Dodgers Dodger Stadium, Los Angeles, CA Mon Jul 16 2012, 7:11 PM - 10:00 PM PDT Att: 32,238 - Clear - 67 F					
8 Shane Victorino, S OBP: 0.316, SLG: 0.389	E6		1B		3B			1B		4	0	3	0	0	0	0						
26 Chase Utley, L OBP: 0.265, SLG: 0.370	G6-4-3		G3		L3			F6		4	0	0	0	0	0	5						
6 Ryan Howard, L OBP: 0.227, SLG: 0.350	F7		CS		HR			G4-6-3		4	1	1	1	0	1	2						
51 Carlos Ruiz, R OBP: 0.413, SLG: 0.596	10 1B				3B			K		3	1	1	0	1	1	0						
3 Hunter Pence, R OBP: 0.343, SLG: 0.473	K				27 G4-6-3			K		3	0	0	0	1	3	1						
10 Juan Pierre, L OBP: 0.269, SLG: 0.372					F9					3	0	1	1	0	0	2						
15 John Mayberry Jr., R										1	0	0	0	0	1	0						
27 Placido Polanco, R OBP: 0.302, SLG: 0.333	FC6		G4-6-3					F9		3	0	0	0	0	0	3						
56 Joe Blanton, R OBP: 0.158, SLG: 0.059			G1-3							3	0	0	0	0	2	0						
58 Jonathan Papelbon, R										0	0	0	0	0	0	0						
Inning Stats	R: 0 E: 1 K: 0 S: 7	H: 0 LOB: 0 BB: 0 P: 11	R: 1 E: 0 K: 1 S: 12	H: 2 LOB: 1 BB: 0 P: 18	R: 1 E: 0 K: 0 S: 13	H: 2 LOB: 0 BB: 0 P: 22	R: 1 E: 0 K: 0 S: 13	H: 1 LOB: 1 BB: 0 P: 22	R: 0 E: 0 K: 2 S: 11	H: 0 LOB: 0 BB: 0 P: 16	R: 0 E: 0 K: 1 S: 9	H: 0 LOB: 0 BB: 0 P: 13	R: 0 E: 0 K: 3 S: 9	H: 1 LOB: 1 BB: 1 P: 21	R: 0 E: 0 K: 3 S: 9	H: 0 LOB: 0 BB: 0 P: 11	1B: 3 2B: 1 3B: 1 HR: 2	SF: 0 SAC: 0 DP: 3 HBP: 0	WP: 0 PB: 0 SB: 0 CS: 1	PA: 35		
PITCHER	IP WLS BF H R ER SO	IP WLS BF H R ER SO	IP WLS BF H R ER SO	IP WLS BF H R ER SO	IP WLS BF H R ER SO	IP WLS BF H R ER SO	IP WLS BF H R ER SO	IP WLS BF H R ER SO	IP WLS BF H R ER SO	IP WLS BF H R ER SO	IP WLS BF H R ER SO	IP WLS BF H R ER SO	IP WLS BF H R ER SO	IP WLS BF H R ER SO	IP WLS BF H R ER SO	IP WLS BF H R ER SO	ERA WHIP	ERA WHIP				
50 Nathan Eovaldi, R ERA: 4.33	5.0	L	21	6	3	3	3	2	0	0	0	0	0	0	0	0	0	2	56	87	5.40	1.600
38 Shawn Tolleson, R ERA: 4.32	2.0		6	0	0	0	3	0	0	0	0	0	0	0	0	0	0	0	20	29	0.00	0.000
57 Scott Elbert, L ERA: 2.63	1.0		4	1	0	0	0	1	0	0	0	0	0	0	0	0	0	0	11	21	0.00	2.000
51 Ronald Belisario, R ERA: 1.67	1.0		3	0	0	0	3	0	0	0	0	0	0	0	0	0	0	0	9	11	0.00	0.000

Batter	1	2	3	4	5	6	7	8	9	AB	R	H	RBI	BB	SO	LOB	BOTTOM					
6 Jerry Hairston, R OBP: 0.370, SLG: 0.429	L5		L3					F7		4	1	1	0	0	0	1	Philadelphia Phillies @ Los Angeles Dodgers Dodger Stadium, Los Angeles, CA Mon Jul 16 2012, 7:11 PM - 10:00 PM PDT Att: 32,238 - Clear - 67 F					
14 Mark Ellis, R OBP: 0.370, SLG: 0.371	K				16 1B			G6-3		4	0	1	0	0	1	1						
27 Matt Kemp, R OBP: 0.439, SLG: 0.694	L5				F9			K		4	0	0	0	0	1	2						
16 Andre Ethier, L OBP: 0.358, SLG: 0.493	K				21 FC5-2			F9		4	0	1	0	0	2	0						
21 Juan Rivera, R OBP: 0.295, SLG: 0.346	G5-3				FC5-2					4	1	2	0	0	0	2						
10 Tony Gwynn Jr., L OBP: 0.286, SLG: 0.305										0	0	0	0	0	0	0						
7 James Loney, L OBP: 0.308, SLG: 0.335	P6							G4-3		4	0	1	0	0	1	3						
47 Luis Alfonso Cruz, R ERA: 4.75										3	0	0	0	0	1	2						
3 Adam Kennedy, L OBP: 0.322, SLG: 0.326	G6-3							P4		1	0	0	0	0	0	2						
17 A.J. Ellis, R OBP: 0.392, SLG: 0.409										3	0	1	0	0	1	2						
50 Nathan Eovaldi, R										1	0	0	0	0	1	1						
5 Juan Uribe, R										1	0	0	0	0	0	0						
38 Shawn Tolleson, R										0	0	0	0	0	0	0						
23 Bobby Abreu, L										1	0	0	0	0	0	1						
57 Scott Elbert, L										0	0	0	0	0	0	0						
51 Ronald Belisario, R										0	0	0	0	0	0	0						
Inning Stats	R: 0 E: 0 K: 1 S: 10	H: 0 LOB: 0 BB: 0 P: 14	R: 0 E: 0 K: 1 S: 7	H: 0 LOB: 0 BB: 0 P: 8	R: 0 E: 0 K: 1 S: 11	H: 1 LOB: 1 BB: 0 P: 14	R: 0 E: 0 K: 1 S: 14	H: 2 LOB: 2 BB: 0 P: 20	R: 0 E: 0 K: 1 S: 10	H: 0 LOB: 0 BB: 0 P: 13	R: 1 E: 0 K: 0 S: 8	H: 1 LOB: 0 BB: 0 P: 12	R: 1 E: 0 K: 1 S: 10	H: 2 LOB: 1 BB: 0 P: 14	R: 0 E: 0 K: 1 S: 10	H: 0 LOB: 0 BB: 0 P: 15	R: 0 E: 0 K: 1 S: 11	H: 1 LOB: 2 BB: 0 P: 18	1B: 6 2B: 1 3B: 0 HR: 0	SF: 0 SAC: 0 DP: 1 HBP: 0	WP: 1 PB: 0 SB: 1 CS: 0	PA: 34
PITCHER	IP WLS BF H R ER SO	IP WLS BF H R ER SO	IP WLS BF H R ER SO	IP WLS BF H R ER SO	IP WLS BF H R ER SO	IP WLS BF H R ER SO	IP WLS BF H R ER SO	IP WLS BF H R ER SO	IP WLS BF H R ER SO	IP WLS BF H R ER SO	IP WLS BF H R ER SO	IP WLS BF H R ER SO	IP WLS BF H R ER SO	IP WLS BF H R ER SO	IP WLS BF H R ER SO	IP WLS BF H R ER SO	ERA WHIP	ERA WHIP				
56 Joe Blanton, R ERA: 3.09	8.0	W	30	6	2	2	7	0	0	0	0	0	0	0	0	0	1	2.25	0.750			
58 Jonathan Papelbon, R ERA: 3.09	1.0	S	4	1	0	0	1	0	0	0	0	0	0	0	0	0	0	11	18	0.00	1.000	



Batter	1	2	3	4	5	6	7	8	9	AB	R	H	RBI	BB	SO	LOB	TOP			
11 Jimmy Rollins, S OBP: 0.317, SLG: 0.422										4	1	1	0	0	1	1	Philadelphia Phillies @ Los Angeles Dodgers Dodger Stadium, Los Angeles, CA Tue Jul 17 2012, 7:11 PM - 10:02 PM PDT Att: 53,498 - Clear - 70 F			
8 Shane Victorino, S OBP: 0.313, SLG: 0.386										3	0	0	0	0	0	1				
26 Chase Utley, L OBP: 0.264, SLG: 0.347										3	1	0	1	1	0	0				
6 Ryan Howard, L OBP: 0.308, SLG: 0.333										1	0	0	0	2	0	0				
15 John Mayberry Jr., R OBP: 0.289, SLG: 0.372									0	1	0	0	0	0	0	0				
51 Carlos Ruiz, R OBP: 0.411, SLG: 0.589										3	0	0	0	0	0	2				
3 Hunter Pence, R OBP: 0.347, SLG: 0.475										3	0	2	2	1	0	1				
10 Juan Pierre, L OBP: 0.411, SLG: 0.382										4	0	1	0	0	1	1				
58 Jonathan Papelbon, R										0	0	0	0	0	0	0				
27 Placido Polanco, R OBP: 0.302, SLG: 0.332										4	0	1	0	0	0	1				
34 Roy Halladay, R OBP: 0.292, SLG: 0.292										1	0	0	0	0	0	2				
44 Michael Schwimer, R ERA: 3.16										0	0	0	0	0	0	0				
47 Jeremy Horst, L ERA: 3.16										0	0	0	0	0	0	0				
16 Jason Pridle, L ERA: 2.15										0	0	0	0	0	0	0				
Kyle Kendrick, R ERA: 4.71										0	0	0	0	0	0	0				
37 Antonio Bastardo, R ERA: 5.1										1	0	0	0	0	0	0				
24 Ty Wigginton, R ERA: 3.39										1	0	0	0	0	0	0				
Inning Stats	R: 1 E: 0 K: 0 S: 7	H: 1 LOB: 0 BB: 0 P: 12	R: 0 E: 0 K: 0 S: 9	H: 1 LOB: 2 BB: 1 P: 16	R: 0 E: 0 K: 0 S: 7	H: 0 LOB: 0 BB: 0 P: 12	R: 0 E: 0 K: 0 S: 9	H: 0 LOB: 1 BB: 0 P: 16	R: 0 E: 0 K: 1 S: 13	H: 1 LOB: 1 BB: 0 P: 18	R: 0 E: 0 K: 0 S: 8	H: 0 LOB: 0 BB: 0 P: 12	R: 2 E: 0 K: 0 S: 10	H: 1 LOB: 2 BB: 1 P: 27	R: 0 E: 0 K: 0 S: 6	H: 0 LOB: 0 BB: 0 P: 9	1B: 4 2B: 1 3B: 0 HR: 0	SF: 0 SAC: 2 DP: 0 HBP: 2	WP: 2 PB: 0 SB: 0 CS: 0	PA: 36
PITCHER	IP WLS BF H R ER SO BB IBB HBP BLK WP HR S P ERA WHIP																			
56 Stephen Fife, R ERA: 1.5	(1, 1) 6.0 24 4 1 1 1 1 3 0 0 0 0 2 0 53 90 1.50 1.167																			
52 Josh Lindblom, R ERA: 3.16	(7, 1) 1.0 H 3 0 0 0 1 0 0 0 0 0 0 0 8 12 0.00 0.000																			
51 Ronald Belisario, R ERA: 2.15	(8, 1) 0.2 L 5 0 2 2 0 1 0 0 2 0 0 0 8 23 27.00 1.500																			
74 Kenley Jansen, R ERA: 2.11	(8, 1) 1.1 B 4 1 0 0 0 0 0 0 0 0 0 0 8 13 0.00 0.750																			

Batter	1	2	3	4	5	6	7	8	9	AB	R	H	RBI	BB	SO	LOB	BOTTOM					
23 Bobby Abreu, L OBP: 0.344, SLG: 0.349										3	0	0	0	0	1	1	Philadelphia Phillies @ Los Angeles Dodgers Dodger Stadium, Los Angeles, CA Tue Jul 17 2012, 7:11 PM - 10:02 PM PDT Att: 53,498 - Clear - 70 F					
52 Josh Lindblom, R ERA: 3.16										0	0	0	0	0	0	0						
51 Ronald Belisario, R ERA: 2.15										0	0	0	0	0	0	0						
6 Jerry Hairston, R OBP: 0.368, SLG: 0.427										1	0	0	0	0	0	0						
14 Mark Ellis, R OBP: 0.367, SLG: 0.368										4	0	1	0	0	1	0						
27 Matt Kemp, R OBP: 0.435, SLG: 0.681										4	0	1	0	0	1	0						
16 Andre Ethier, L OBP: 0.360, SLG: 0.491										4	0	1	0	0	1	0						
3 Adam Kennedy, L OBP: 0.321, SLG: 0.331										3	1	1	0	0	2	1						
7 James Loney, L OBP: 0.307, SLG: 0.333										4	1	1	0	0	1	1						
47 Luis Alfonso Cruz, R ERA: 3.98										4	0	1	1	0	0	0						
74 Kenley Jansen, S ERA: 4.71										1	0	0	0	0	1	0						
21 Juan Rivera, R OBP: 0.293, SLG: 0.344										3	0	1	1	0	1	0						
17 A.J. Ellis, R OBP: 0.391, SLG: 0.409										3	0	1	0	0	1	2						
56 Stephen Fife, R ERA: 1.5										2	0	0	0	0	1	1						
10 Tony Gwynn Jr., L OBP: 0.285, SLG: 0.303										1	0	0	0	0	1	1						
Inning Stats	R: 0 E: 0 K: 2 S: 11	H: 0 LOB: 0 BB: 0 P: 18	R: 2 E: 0 K: 1 S: 13	H: 4 LOB: 1 BB: 0 P: 20	R: 0 E: 0 K: 0 S: 7	H: 1 LOB: 0 BB: 0 P: 10	R: 0 E: 0 K: 2 S: 12	H: 0 LOB: 0 BB: 0 P: 15	R: 0 E: 0 K: 1 S: 12	H: 0 LOB: 1 BB: 0 P: 17	R: 0 E: 0 K: 0 S: 6	H: 0 LOB: 1 BB: 0 P: 11	R: 0 E: 0 K: 1 S: 10	H: 1 LOB: 1 BB: 0 P: 15	R: 0 E: 0 K: 1 S: 8	H: 1 LOB: 1 BB: 0 P: 13	R: 0 E: 0 K: 1 S: 8	H: 0 LOB: 0 BB: 0 P: 10	1B: 6 2B: 2 3B: 0 HR: 0	SF: 0 SAC: 0 DP: 2 HBP: 1	WP: 1 PB: 0 SB: 0 CS: 0	PA: 34
PITCHER	IP WLS BF H R ER SO BB IBB HBP BLK WP HR S P ERA WHIP																					
34 Roy Halladay, R ERA: 4.64	(1, 1) 5.0 19 5 2 2 2 6 0 0 0 0 1 0 55 80 3.60 1.000																					
44 Michael Schwimer, R ERA: 4.64	(6, 1) 0.2 2 0 0 0 0 0 0 0 0 0 0 3 4 0.00 0.000																					
47 Jeremy Horst, L ERA: 3.16	(6, 1) 0.1 2 0 0 0 0 0 0 0 1 0 0 3 7 0.00 0.000																					
Kyle Kendrick, R ERA: 4.71	(7, 1) 1.2 W 7 2 0 0 1 0 0 0 0 0 0 15 22 0.00 1.200																					
37 Antonio Bastardo, L ERA: 5.1	(8, 1) 0.1 H 1 0 0 0 1 0 0 0 0 0 0 3 6 0.00 0.000																					



Batter	1	2	3	4	5	6	7	8	9	10	11	12	AB	R	H	RBI	BB	SO	LOB	TOP																	
11 Jimmy Rollins, S OBP: 0.314, SLG: 0.417	G6-3		K			P4		G6-3		5B BB 8 SH1-4 3 1B	K			5	1	0	0	1	2	2																	
8 Shane Victorino, S OBP: 0.317, SLG: 0.392	G5-3					K				SH1-4			5	1	3	0	0	1	0																		
26 Chase Utley, L OBP: 0.288, SLG: 0.340	F7					F8							4	1	1	0	2	0	2																		
51 Carlos Ruiz, R OBP: 0.413, SLG: 0.586	G6-3												4	1	1	0	2	0	2																		
3 Hunter Pence, R OBP: 0.344, SLG: 0.470	G5-3					K							5	0	2	1	1	1	2																		
24 Ty Wigington, R OBP: 0.12, SLG: 0.387	G4-3												6	0	1	2	0	1	5																		
6 Ryan Howard, L OBP: 0.333, SLG: 0.364	G4-3					F9							3	0	0	0	0	0	1																		
10 Juan Pierre, L OBP: 0.349, SLG: 0.379	G4-3												1	0	1	0	0	0	0																		
27 Placido Polanco, R OBP: 0.300, SLG: 0.327	L4					G4-3							4	0	0	0	1	0	0																		
15 John Mayberry Jr., R OBP: 0.272, SLG: 0.370	E5					K							4	0	1	0	1	2	0																		
33 Cliff Lee, L ERA: 3.62	SH5-4					K							2	0	0	0	0	0	0																		
Inning Stats	R: 0 E: 0 K: 10	H: 0 LOB: 0 BB: 0	P: 14	R: 0 E: 0 K: 8	H: 0 LOB: 0 BB: 11	P: 11	R: 0 E: 1 K: 8	H: 0 LOB: 1 BB: 0	P: 12	R: 1 E: 0 K: 15	H: 2 LOB: 1 BB: 0	P: 23	R: 0 E: 0 K: 10	H: 0 LOB: 0 BB: 0	P: 12	R: 0 E: 0 K: 10	H: 0 LOB: 0 BB: 0	P: 14	R: 0 E: 0 K: 13	H: 1 LOB: 1 BB: 0	P: 19	R: 0 E: 0 K: 14	H: 1 LOB: 3 BB: 27	P: 27	R: 2 E: 0 K: 8	H: 1 LOB: 1 BB: 3	P: 21	R: 0 E: 0 K: 12	H: 1 LOB: 0 BB: 0	P: 19	R: 0 E: 0 K: 9	H: 1 LOB: 2 BB: 0	P: 17	1B: 8 2B: 1 3B: 0 HR: 0	SF: 0 SAC: 2 DP: 1 HBP: 0	WP: 0 PB: 0 SB: 2 CS: 0	PA: 51
PITCHER	IP	WLS	BF	H	R	ER	SO	BB	IBB	HBP	BLK	WP	HR	S	P	ERA	WHIP																				
22 Clayton Kershaw, L ERA: 2.74	1.1	1.0	6	1	0	0	1	2	0	0	0	0	0	14	27	0.00	3.000																				
74 Kenley Jansen, R ERA: 2.06	(9.1)	1.0	6	1	0	0	1	2	0	0	0	0	0	14	27	0.00	3.000																				
54 Javy Guerra, R ERA: 3.62	(10.1)	0.1	5	1	2	2	0	2	1	0	0	0	0	6	19	54.00	9.000																				
57 Scott Elbert, L ERA: 2.57	(10.1)	0.2	1	0	0	0	0	0	0	0	0	0	0	2	2	0.00	0.000																				
52 Josh Lindblom, R ERA: 3.09	(11.1)	1.0	4	1	0	0	2	0	0	0	0	0	0	12	19	0.00	1.000																				
PITCHER	IP	WLS	BF	H	R	ER	SO	BB	IBB	HBP	BLK	WP	HR	S	P	ERA	WHIP																				
28 Jamey Wright, R ERA: 3.56	(12.1)	1.0	5	1	0	0	0	0	0	0	0	0	0	9	17	0.00	1.000																				

Philadelphia Phillies @ Los Angeles Dodgers
Dodger Stadium, Los Angeles, CA
Wed Jul 18 2012, 12:11 PM - 4:35 PM PDT
Alt. 39.955 - Cloudy - 80 F

AB 43
R 3
H 9
RBI 3
BB 6
SO 10
LOB 20



Batter	1	2	3	4	5	6	7	8	9	10	11	12	AB	R	H	RBI	BB	SO	LOB	BOTTOM							
10 Tony Gwynn Jr., L OBP: 0.282, SLG: 0.300	G4-3		G1-6-3			F7							6	0	1	0	0	1	1								
14 Mark Ellis, R OBP: 0.371, SLG: 0.365	G6-3					G6-3							4	1	1	0	2	1	2								
27 Matt Kemp, R OBP: 0.431, SLG: 0.688	K					F8							6	1	2	3	0	3	3								
21 Juan Rivera, R OBP: 0.294, SLG: 0.359	HR					K							3	1	1	1	0	1	0								
16 Andre Ethier, L OBP: 0.361, SLG: 0.492													2	0	1	0	0	0	2								
6 Jerry Hairston, R OBP: 0.364, SLG: 0.418	F8					G6-3							4	0	0	0	1	0	0								
5 Juan Uribe, R OBP: 0.240, SLG: 0.266	G5-3					G5-3							3	0	0	0	0	1	0								
7 James Loney, L OBP: 0.305, SLG: 0.331	G5-3					K							2	0	0	0	0	2	3								
47 Luis Alfonso Cruz, R OBP: 0.311, SLG: 0.400	G5-3					L8							5	1	2	0	0	0	0								
17 A.J. Ellis, R OBP: 0.392, SLG: 0.406	F8												4	0	1	0	1	1	1								
33 Cliff Lee, L ERA: 3.72	G6-3												1	0	0	0	0	0	0								
37 Antonio Bastardo, L ERA: 5.04													1	0	0	0	0	0	0								
Kyle Kendrick, R ERA: 4.7													1	0	0	0	0	0	0								
47 Jeremy Horst, L ERA: 4.57													1	0	0	0	0	0	0								
44 Michael Schwimer, R ERA: 4.57													1	0	0	0	0	0	0								
PITCHER	IP	WLS	BF	H	R	ER	SO	BB	IBB	HBP	BLK	WP	HR	S	P	ERA	WHIP										
58 Jonathan Papelton, R ERA: 3.41	(10.1)	1.0	7	4	2	2	2	0	0	0	0	0	0	20	32	18.00	4.000										
63 Jake Diekmann, L ERA: 5.03	(11.1)	1.1	8	2	2	2	1	1	1	0	0	0	0	14	30	13.50	2.250										
PITCHER	IP	WLS	BF	H	R	ER	SO	BB	IBB	HBP	BLK	WP	HR	S	P	ERA	WHIP										
33 Cliff Lee, L ERA: 3.72	8.0	27	2	1	1	4	1	0	0	0	0	0	1	64	89	1.12	0.375										
37 Antonio Bastardo, L ERA: 5.04	(9.1)	2	1	0	0	1	0	0	0	0	0	0	0	6	9	0.00	3.000										
Kyle Kendrick, R ERA: 4.7	(9.1)	0.1	1	0	0	0	1	0	0	0	0	0	0	4	4	0.00	0.000										
47 Jeremy Horst, L ERA: 4.57	(9.1)	0.0	1	1	0	0	0	0	0	0	0	0	0	3	5	∞	∞										
44 Michael Schwimer, R ERA: 4.57	(9.1)	0.1	2	0	0	0	1	0	1	0	0	0	0	4	10	0.00	0.000										

Philadelphia Phillies @ Los Angeles Dodgers
Dodger Stadium, Los Angeles, CA
Wed Jul 18 2012, 12:11 PM - 4:35 PM PDT
Alt. 39.955 - Cloudy - 80 F

AB 43
R 5
H 10
RBI 5
BB 4
SO 10
LOB 14



Batter	1	2	3	4	5	6	7	8	9	10	AB	R	H	RBI	BB	SO	LOB	TOP									
12 Nate Schierholz, L OBP: 0.313, SLG: 0.396	 1-3		 3-2		 2B		 0-0		 1-0		5	0	1	0	0	1	0										
5 Ryan Theriot, R OBP: 0.319, SLG: 0.321	 1-1		 0-1		 BB		 0-3		 0-2		4	1	0	0	1	1	0										
53 Melky Cabrera, S OBP: 0.399, SLG: 0.534	 0-1		 BB		 1-1		 2-2		 7 BB		3	3	2	1	2	0	2										
28 Buster Posey, R OBP: 0.362, SLG: 0.498	 2-3		 0-2		 2-1		 7 CS		 7 BB		5	1	4	3	0	1	1										
48 Pablo Sandoval, S OBP: 0.346, SLG: 0.467	 1-1		 2-1		 0-0		 3-2		 1-3		5	0	0	0	0	1	4										
16 Angel Pagan, S OBP: 0.328, SLG: 0.401	 0-1		 1-1		 0-1		 1-3		 BB		3	0	1	0	0	1	0										
7 Gregor Blanco, L OBP: 0.343, SLG: 0.372	 1-2		 3 BB		 1-1		 2-2		 1B		4	0	2	0	0	0	1										
13 Joaquin Arias, R OBP: 0.295, SLG: 0.337	 0-1		 1-1		 1-1		 2-0		 1-2		5	0	0	0	0	0	7										
9 Brandon Belt, L OBP: 0.348, SLG: 0.384	 1-2		 1-1		 0-3		 2-3		 0-0		3	1	1	1	0	2	1										
18 Matt Cain, R OBP: 0.374, SLG: 0.467											1	0	0	0	0	0	0										
35 Brandon Crawford, L OBP: 0.306, SLG: 0.348											0	0	0	0	0	0	0										
49 Javier López, L OBP: 0.306, SLG: 0.348											0	0	0	0	0	0	0										
54 Sergio Romo, R OBP: 0.306, SLG: 0.348											0	0	0	0	0	0	0										
51 Justin Christian, R OBP: 0.266, SLG: 0.307											1	0	0	0	0	0	1										
46 Santiago Casilla, R OBP: 0.266, SLG: 0.307											0	0	0	0	0	0	0										
Inning Stats	R: 0 E: 0 K: 2 S: 10	H: 1 LOB: 1 BB: 0 P: 14	R: 0 E: 0 K: 0 S: 9	H: 1 LOB: 1 BB: 0 P: 11	R: 3 E: 0 K: 1 S: 12	H: 2 LOB: 0 BB: 1 P: 22	R: 0 E: 0 K: 1 S: 9	H: 1 LOB: 1 BB: 0 P: 11	R: 1 E: 0 K: 0 S: 7	H: 2 LOB: 1 BB: 1 P: 16	R: 0 E: 0 K: 1 S: 9	H: 0 LOB: 0 BB: 0 P: 14	R: 0 E: 0 K: 2 S: 8	H: 0 LOB: 0 BB: 0 P: 10	R: 1 E: 0 K: 0 S: 22	H: 3 LOB: 2 BB: 1 P: 34	R: 0 E: 0 K: 0 S: 5	H: 0 LOB: 0 BB: 0 P: 6	R: 1 E: 0 K: 2 S: 14	H: 2 LOB: 3 BB: 1 P: 30	1B: 6 2B: 4 3B: 0 HR: 3	SF: 0 SAC: 0 DP: 1 HBP: 1	WP: 0 PB: 0 SB: 1 CS: 1	PA: 45			
PITCHER	IP 7.2	WLS 34	BF 10	H 5	R 5	ER 6	SO 6	BB 3	IBB 0	HBP 0	BLK 0	WP 0	HR 3	S 83	P 128	ERA 5.87	WHIP 1.696										
35 Cole Hamels, L ERA: 3.23																											
37 Antonio Bastardo, L ERA: 4.99																											
58 Jonathan Papelbon, R ERA: 3.46																											

San Francisco Giants @ Philadelphia Phillies
Citizens Bank Park, Philadelphia, PA
Sat Jul 21 2012, 4:10 PM - 7:18 PM EDT
Att. 45,989 - Partly Cloudy - 79 F

AB 40
R 6
H 12
RBI 6
BB 4
SO 8
LOB 19



Batter	1	2	3	4	5	6	7	8	9	10	AB	R	H	RBI	BB	SO	LOB	BOTTOM								
11 Jimmy Rollins, S OBP: 0.312, SLG: 0.411	 1-3		 2-0			 BB		 1-2		 1-1	4	1	0	0	1	1	1									
8 Shane Victorino, S OBP: 0.316, SLG: 0.388	 0-0		 2-1			 1B		 0-0			4	1	1	0	0	0	0									
26 Chase Utley, L OBP: 0.299, SLG: 0.383	 3-2		 3 BB		 FC6		 0-1		 1-3		3	1	1	1	0	1	2									
6 Ryan Howard, L OBP: 0.343, SLG: 0.552	 1-0		 3-1		 1-2		 1-1		 2-2		4	1	1	3	0	0	1									
51 Carlos Ruiz, R OBP: 0.409, SLG: 0.580	 1-0		 3 BB		 3-2		 0-3		 2-2		4	0	1	0	0	1	1									
3 Hunter Pence, R OBP: 0.340, SLG: 0.461	 0-1		 1-2		 1-2		 2-3		 0-1		4	0	0	0	0	1	2									
10 Juan Pierre, L OBP: 0.344, SLG: 0.371	 0-1		 1-2		 1-2		 0-1		 1-1		3	0	0	0	0	0	0									
15 John Mayberry Jr., R OBP: 0.276, SLG: 0.368											1	0	0	0	0	0	0									
18 Mike Fontenot, L OBP: 0.356, SLG: 0.355	 1-1		 4-0		 BB		 1-0		 4-1		2	0	0	0	1	0	0									
27 Placido Polanco, R OBP: 0.302, SLG: 0.330	 0-0		 2-2		 2-2		 1-0		 0-3		3	1	1	1	0	0	1									
35 Cole Hamels, L OBP: 0.302, SLG: 0.366											0	0	0	0	0	0	0									
37 Antonio Bastardo, R ERA: 3.66											0	0	0	0	0	0	0									
58 Jonathan Papelbon, R ERA: 3.46											0	0	0	0	0	0	0									
24 Ty Wigginton, R OBP: 0.311, SLG: 0.385	 1-2		 1-2		 1-2		 1-0		 0-3		1	0	0	0	0	1	1									
Inning Stats	R: 1 E: 0 K: 1 S: 8	H: 1 LOB: 0 BB: 0 P: 13	R: 0 E: 0 K: 0 S: 5	H: 1 LOB: 0 BB: 0 P: 6	R: 1 E: 0 K: 0 S: 6	H: 1 LOB: 0 BB: 0 P: 11	R: 0 E: 0 K: 0 S: 10	H: 0 LOB: 1 BB: 0 P: 18	R: 0 E: 0 K: 0 S: 6	H: 0 LOB: 0 BB: 1 P: 13	R: 3 E: 0 K: 2 S: 14	H: 2 LOB: 0 BB: 1 P: 21	R: 0 E: 0 K: 0 S: 4	H: 0 LOB: 0 BB: 0 P: 6	R: 0 E: 0 K: 1 S: 7	H: 0 LOB: 0 BB: 0 P: 9	R: 0 E: 0 K: 0 S: 10	H: 0 LOB: 0 BB: 0 P: 14	R: 0 E: 0 K: 1 S: 8	H: 0 LOB: 1 BB: 1 P: 14	1B: 2 2B: 0 3B: 0 HR: 3	SF: 0 SAC: 0 DP: 2 HBP: 1	WP: 0 PB: 0 SB: 0 CS: 0	PA: 37		
PITCHER	IP 8.0	WLS 30	BF 5	H 5	R 5	ER 4	SO 4	BB 2	IBB 0	HBP 1	BLK 0	WP 0	HR 3	S 60	P 97	ERA 5.62	WHIP 0.875									
18 Matt Cain, R ERA: 2.74																										
49 Javier López, L ERA: 3.66																										
54 Sergio Romo, R ERA: 3.66																										
46 Santiago Casilla, R ERA: 3.25																										

San Francisco Giants @ Philadelphia Phillies
Citizens Bank Park, Philadelphia, PA
Sat Jul 21 2012, 4:10 PM - 7:18 PM EDT
Att. 45,989 - Partly Cloudy - 79 F

AB 33
R 5
H 5
RBI 5
BB 3
SO 5
LOB 9



Batter	1	2	3	4	5	6	7	8	9	10	11	12	AB	R	H	RBI	BB	SO	LOB	TOP			
12 Nate Schierholz, L OBP: 0.320, SLG: 0.435			G3-1		G4-3			HR		F9		IBB	5	2	2	2	1	0	1				
5 Ryan Theriot, R 31 Brad Penny, R			G6-3		G4-3			2B		P2		F7	6	0	1	0	0	1	3				
53 Melky Cabrera, S OBP: 0.400, SLG: 0.534			G4-3		F8			IBB				G1-3	4	0	1	0	1	0	0				
28 Buster Posey, R OBP: 0.379, SLG: 0.494			G5-3		4B 2B			F9				G1-6-3	5	1	1	0	0	1	3				
48 Pablo Sandoval, S OBP: 0.347, SLG: 0.487			F8		16 G3-1 2B			G3		K		BB	4	0	1	1	1	1	1				
16 Angel Pagan, S OBP: 0.326, SLG: 0.398			K		G3-1			K		K		F7	5	0	1	0	0	2	2				
35 Brandon Crawford, L OBP: 0.288, SLG: 0.349			G3-1		G4-3			F8		K		2B	5	0	1	0	0	1	2				
9 Brandon Belt, L OBP: 0.341, SLG: 0.375			F9		K			G6-3		K		K	6	0	0	0	0	3	1				
79 Wang, Jie, L 7 Diego Benito, L 48 Javier Lopez, L 42 Jorge Flores, R 81 August Christian, R 44 Anthony DeSantis, L 34 Clay Hensley, R 2 Emmanuel Bourke, S			G6-3		K			K		K		K	2	0	0	0	0	1	0				
Inning Stats	R: 1 E: 0 K: 1 S: 13	H: 2 LOB: 1 BB: 0 P: 21	R: 0 E: 0 K: 1 S: 9	H: 0 LOB: 0 BB: 0 P: 11	R: 0 E: 0 K: 1 S: 7	H: 0 LOB: 0 BB: 0 P: 7	R: 0 E: 0 K: 2 S: 9	H: 0 LOB: 0 BB: 0 P: 14	R: 0 E: 0 K: 1 S: 6	H: 1 LOB: 0 BB: 0 P: 9	R: 0 E: 0 K: 3 S: 4	H: 0 LOB: 0 BB: 0 P: 6	R: 0 E: 0 K: 3 S: 9	H: 0 LOB: 1 BB: 0 P: 13	R: 0 E: 0 K: 0 S: 8	H: 0 LOB: 1 BB: 0 P: 15	R: 0 E: 0 K: 2 S: 12	H: 1 LOB: 2 BB: 0 P: 21	1B: 3 2B: 4 3B: 0 HR: 2	SF: 0 SAC: 0 DP: 0 HBP: 0	WP: 0 PB: 0 SB: 1 CS: 1	PA: 47	
PITCHER	IP WLS BF H R ER SO BB IBB HBP BLK WP HR S P ERA WHIP	8.0 3 31 7 3 3 6 0 0 0 0 0 2 68 102 3.38 0.875	9.1 1.0 3 0 0 0 3 0 0 0 0 0 9 13 0.00 0.000	10.1 0.2 3 1 0 0 1 0 0 0 0 0 8 12 0.00 1.500	10.1 2.1 W 10 1 0 0 2 1 1 0 0 0 0 23 40 0.00 0.857	11.1 0.1 3 3 3 6 0 0 0 0 0 0 9 13 0.00 0.000	12.1 0.2 3 1 0 0 1 0 0 0 0 0 8 12 0.00 1.500	13.1 2.1 W 10 1 0 0 2 1 1 0 0 0 0 23 40 0.00 0.857	14.1 0.1 3 3 3 6 0 0 0 0 0 0 9 13 0.00 0.000	15.1 0.2 3 1 0 0 1 0 0 0 0 0 8 12 0.00 1.500	16.1 2.1 W 10 1 0 0 2 1 1 0 0 0 0 23 40 0.00 0.857	17.1 0.1 3 3 3 6 0 0 0 0 0 0 9 13 0.00 0.000	18.1 0.2 3 1 0 0 1 0 0 0 0 0 8 12 0.00 1.500	19.1 2.1 W 10 1 0 0 2 1 1 0 0 0 0 23 40 0.00 0.857	20.1 0.1 3 3 3 6 0 0 0 0 0 0 9 13 0.00 0.000	21.1 0.2 3 1 0 0 1 0 0 0 0 0 8 12 0.00 1.500	22.1 2.1 W 10 1 0 0 2 1 1 0 0 0 0 23 40 0.00 0.857	23.1 0.1 3 3 3 6 0 0 0 0 0 0 9 13 0.00 0.000	24.1 0.2 3 1 0 0 1 0 0 0 0 0 8 12 0.00 1.500	25.1 2.1 W 10 1 0 0 2 1 1 0 0 0 0 23 40 0.00 0.857	26.1 0.1 3 3 3 6 0 0 0 0 0 0 9 13 0.00 0.000	27.1 0.2 3 1 0 0 1 0 0 0 0 0 8 12 0.00 1.500	28.1 2.1 W 10 1 0 0 2 1 1 0 0 0 0 23 40 0.00 0.857

San Francisco Giants @ Philadelphia Phillies
Citizens Bank Park, Philadelphia, PA
Sun Jul 22 2012, 1:39 PM - 5:07 PM EDT
Att. 44,551 - Partly Cloudy - 80 F

AB 44
R 3
H 9
RBI 3
BB 3
SO 12
LOB 14



Batter	1	2	3	4	5	6	7	8	9	10	11	12	AB	R	H	RBI	BB	SO	LOB	BOTTOM						
11 Jimmy Rollins, S OBP: 0.313, SLG: 0.409			26 FC3-6 1B		P5		F9			G6-3		1B	6	0	2	1	0	0	0							
8 Shane Victorino, S OBP: 0.317, SLG: 0.387			F8		G1-3			26 G4-6-3 1B		K2-3			4	1	1	0	1	1	2							
26 Chase Utley, L OBP: 0.292, SLG: 0.400			FC3-6		B4-3			G4-6-3		G3		G3	5	0	1	1	0	0	3							
6 Ryan Howard, L OBP: 0.325, SLG: 0.485			K		K			K		G4-3		G4-3	4	0	0	0	0	3	2							
3 Hunter Pence, R OBP: 0.338, SLG: 0.457			K		E5			G6-3		G6-3		27 FC5-4 1B	5	0	1	0	0	1	2							
27 Placido Polanco, R OBP: 0.300, SLG: 0.328			F9		G5-3			1B		1B		FC5-4	5	0	1	0	0	0	2							
15 John Mayberry Jr., R 37 Antonio Bastardo, R 47 Jeremy Horst, L 24 Ty Wigginton, R			F8		HR			HR		K		F9	4	2	2	2	0	1	1							
31 Erik Kratz, R 51 Carlos Ruiz, R			K		F7			K		L9		19 1B 11 1B BB	3	0	0	0	0	2	0							
56 Joe Blanton, R 37 Antonio Bastardo, R 47 Jeremy Horst, L 19 Laynce Nix, L			26 FC3-6 11 1B		K			K		K		11 1B	3	0	1	0	0	2	0							
Inning Stats	R: 1 E: 0 K: 0 S: 7	H: 1 LOB: 1 BB: 1 P: 15	R: 0 E: 0 K: 1 S: 8	H: 0 LOB: 0 BB: 0 P: 10	R: 0 E: 0 K: 1 S: 11	H: 2 LOB: 2 BB: 0 P: 18	R: 0 E: 0 K: 1 S: 10	H: 1 LOB: 0 BB: 0 P: 17	R: 0 E: 0 K: 1 S: 9	H: 0 LOB: 0 BB: 0 P: 11	R: 0 E: 0 K: 1 S: 10	H: 0 LOB: 1 BB: 0 P: 16	R: 1 E: 0 K: 2 S: 14	H: 1 LOB: 0 BB: 0 P: 22	R: 0 E: 0 K: 1 S: 8	H: 1 LOB: 0 BB: 0 P: 14	R: 0 E: 0 K: 2 S: 10	H: 0 LOB: 0 BB: 0 P: 15	R: 0 E: 0 K: 0 S: 6	H: 1 LOB: 1 BB: 0 P: 12	R: 0 E: 0 K: 0 S: 8	H: 2 LOB: 2 BB: 1 P: 15	1B: 7 2B: 0 3B: 1 HR: 2	SF: 0 SAC: 0 DP: 2 HBP: 1	WP: 0 PB: 0 SB: 1 CS: 0	PA: 46
PITCHER	IP WLS BF H R ER SO BB IBB HBP BLK WP HR S P ERA WHIP	7.0 3 28 5 3 3 7 1 0 0 0 0 2 69 109 3.86 0.857	8.1 1.0 3 1 0 0 1 0 0 0 0 0 8 14 0.00 1.000	9.1 1.0 4 1 0 0 1 0 0 0 0 0 8 11 0.00 1.000	10.1 1.2 6 1 0 0 2 0 0 0 0 0 14 23 0.00 0.600	11.1 0.1 3 3 3 6 0 0 0 0 0 0 9 13 0.00 0.000	12.1 0.1 3 3 3 6 0 0 0 0 0 0 9 13 0.00 0.000	13.1 0.2 3 1 0 0 1 0 0 0 0 0 8 12 0.00 1.500	14.1 2.1 W 10 1 0 0 2 1 1 0 0 0 23 40 0.00 0.857	15.1 0.1 3 3 3 6 0 0 0 0 0 0 9 13 0.00 0.000	16.1 0.2 3 1 0 0 1 0 0 0 0 0 8 12 0.00 1.500	17.1 2.1 W 10 1 0 0 2 1 1 0 0 0 23 40 0.00 0.857	18.1 0.1 3 3 3 6 0 0 0 0 0 0 9 13 0.00 0.000	19.1 0.2 3 1 0 0 1 0 0 0 0 0 8 12 0.00 1.500	20.1 2.1 W 10 1 0 0 2 1 1 0 0 0 23 40 0.00 0.857	21.1 0.1 3 3 3 6 0 0 0 0 0 0 9 13 0.00 0.000	22.1 0.2 3 1 0 0 1 0 0 0 0 0 8 12 0.00 1.500	23.1 2.1 W 10 1 0 0 2 1 1 0 0 0 23 40 0.00 0.857	24.1 0.1 3 3 3 6 0 0 0 0 0 0 9 13 0.00 0.000	25.1 0.2 3 1 0 0 1 0 0 0 0 0 8 12 0.00 1.500	26.1 2.1 W 10 1 0 0 2 1 1 0 0 0 23 40 0.00 0.857	27.1 0.1 3 3 3 6 0 0 0 0 0 0 9 13 0.00 0.000	28.1 0.2 3 1 0 0 1 0 0 0 0 0 8 12 0.00 1.500	29.1 2.1 W 10 1 0 0 2 1 1 0 0 0 23 40 0.00 0.857		

San Francisco Giants @ Philadelphia Phillies
Citizens Bank Park, Philadelphia, PA
Sun Jul 22 2012, 1:39 PM - 5:07 PM EDT
Att. 44,551 - Partly Cloudy - 80 F

AB 43
R 4
H 10
RBI 4
BB 2
SO 11
LOB 13



Batter	1	2	3	4	5	6	7	8	9	AB	R	H	RBI	BB	SO	LOB	TOP	
7 Norichika Aoki, L (1.9)										4	0	1	0	1	0	0		
27 Carlos Gómez, R (1.8)										5	1	1	1	0	2	4		
8 Ryan Braun, R (1.7)										4	3	3	1	0	0	0		
16 Aramis Ramirez, R (1.5)										4	1	2	2	0	1	0		
1 Corey Hart, R (1.3)										4	0	2	1	0	2	0		
23 Rickie Weeks Jr., R (1.4)										4	0	0	0	0	0	3		
12 Martín Maldonado, R (1.2)										4	0	1	0	0	1	0		
3 Cesar Izturis, S (1.6)										4	0	1	0	0	1	1		
26 Manny Parra, L (8.1)										0	0	0	0	0	0	0		
50 Kameron Loe, R (8.1)										0	0	0	0	0	0	0		
13 Zack Greinke, R (1.1)										2	1	1	1	0	1	0		
40 Jose Veras, R (8.1)										0	0	0	0	0	0	0		
14 Jeff Bianchi, R (8.6)										0	0	0	0	0	0	0		
9 George Kottaras, L (8. PH)										1	0	0	0	0	1	0		
Inning Stats	R: 1 E: 0 K: 0 S: 15	H: 4 LOB: 2 BB: 0 P: 21	R: 0 E: 0 K: 1 S: 8	H: 0 LOB: 0 BB: 0 P: 10	R: 0 E: 0 K: 0 S: 5	H: 0 LOB: 0 BB: 0 P: 9	R: 0 E: 0 K: 2 S: 7	H: 2 LOB: 2 BB: 1 P: 15	R: 1 E: 0 K: 0 S: 8	H: 1 LOB: 0 BB: 0 P: 11	R: 3 E: 1 K: 1 S: 18	H: 3 LOB: 1 BB: 0 P: 28	R: 0 E: 0 K: 2 S: 7	H: 0 LOB: 0 BB: 0 P: 10	1B: 8 2B: 0 3B: 0 HR: 4	SF: 0 SAC: 1 DP: 1 HBP: 0	WP: 0 PB: 0 CS: 1	PA: 38
PITCHER	IP: 7.0 WLS: 1.0 BF: 31 ERA: 3.97	H: 12 R: 4 ER: 0 SO: 1	BB: 0 IBB: 0 HBP: 0 BLK: 0	WP: 0 HR: 0 S: 9 P: 16	ERA: 7.71 WHIP: 1.857	IP: 1.0 WLS: 0.0 BF: 4 ERA: 4.01	H: 0 R: 0 ER: 0 SO: 2	BB: 0 IBB: 0 HBP: 0 BLK: 0	WP: 0 HR: 0 S: 10 P: 16	ERA: 0.00 WHIP: 0.000	IP: 1.0 WLS: 0.0 BF: 3 ERA: 3.38	H: 3 R: 0 ER: 0 SO: 0	BB: 0 IBB: 0 HBP: 0 BLK: 0	WP: 0 HR: 0 S: 7 P: 10	1B: 0 2B: 0 3B: 0 HR: 0	SF: 0 SAC: 0 DP: 0 HBP: 0	WP: 0 PB: 0 CS: 0	PA: 38

Milwaukee Brewers @ Philadelphia Phillies
Citizens Bank Park, Philadelphia, PA
Tue Jul 24 2012, 7:10 PM - 10:00 PM EDT
Att: 43,745 - Clear - 93 F

AB	36
R	6
H	12
RBI	6
BB	1
SO	9
LOB	8





Batter	1	2	3	4	5	6	7	8	9	AB	R	H	RBI	BB	SO	LOB	BOTTOM			
11 Jimmy Rollins, S (1.6)										4	0	1	0	0	0	0				
8 Shane Victorino, S (1.8)										3	2	1	0	1	0	1				
26 Chase Utley, L (1.4)										3	1	0	0	1	2	2				
6 Ryan Howard, L (1.3)										3	0	1	1	1	1	0				
18 Mike Fontenot, L (8. PR)										0	1	0	0	0	0	0				
51 Carlos Ruiz, R (1.2)										4	1	1	3	0	0	1				
3 Hunter Pence, R (1.9)										4	0	1	1	0	0	0				
24 Ty Wigginton, R (1.5)										3	1	1	0	1	1	0				
15 John Mayberry Jr., R (1.7)										4	0	0	0	0	0	3				
33 Cliff Lee, L (1.1)										2	0	0	0	0	1	0				
44 Michael Schwimer, R (8.1)										0	0	0	0	0	0	0				
19 Laynce Nix, L (8. PH)										0	0	0	0	0	0	0				
31 Erik Kratz, R (8. PH)										1	1	2	0	0	0	0				
58 Jonathan Papelbon, R (9.1)										0	0	0	0	0	0	0				
Inning Stats	R: 1 E: 0 K: 1 S: 12	H: 2 LOB: 1 BB: 0 P: 17	R: 0 E: 0 K: 1 S: 10	H: 0 LOB: 0 BB: 0 P: 17	R: 0 E: 0 K: 0 S: 8	H: 1 LOB: 1 BB: 0 P: 12	R: 0 E: 0 K: 0 S: 3	H: 0 LOB: 0 BB: 0 P: 7	R: 0 E: 0 K: 1 S: 7	H: 0 LOB: 0 BB: 0 P: 12	R: 0 E: 0 K: 1 S: 8	H: 0 LOB: 0 BB: 0 P: 11	R: 0 E: 0 K: 1 S: 6	H: 0 LOB: 0 BB: 0 P: 11	R: 6 E: 0 K: 0 S: 27	H: 4 LOB: 2 BB: 4 P: 49	1B: 4 2B: 2 3B: 0 HR: 1	SF: 0 SAC: 0 DP: 0 HBP: 0	WP: 0 PB: 0 CS: 0	PA: 35
PITCHER	IP: 7.0 WLS: 0.1 BF: 24 ERA: 3.44	H: 11 R: 1 ER: 1 SO: 0	BB: 0 IBB: 0 HBP: 0 BLK: 0	WP: 0 HR: 0 S: 5 P: 8	ERA: 27.00 WHIP: 3.000	IP: 0.1 WLS: 0.1 BF: 5 ERA: 4.7	H: 1 R: 1 ER: 1 SO: 0	BB: 3 IBB: 0 HBP: 0 BLK: 0	WP: 1 HR: 12 S: 25 P: 25	ERA: 27.00 WHIP: 12.000	IP: 0.1 WLS: 0.1 BF: 4 ERA: 4.04	H: 2 R: 4 ER: 4 SO: 0	BB: 1 IBB: 0 HBP: 0 BLK: 0	WP: 0 HR: 10 S: 16 P: 16	1B: 0 2B: 0 3B: 0 HR: 0	SF: 0 SAC: 0 DP: 0 HBP: 0	WP: 0 PB: 0 CS: 0	PA: 35		

Milwaukee Brewers @ Philadelphia Phillies
Citizens Bank Park, Philadelphia, PA
Tue Jul 24 2012, 7:10 PM - 10:00 PM EDT
Att: 43,745 - Clear - 93 F

AB	31
R	7
H	7
RBI	7
BB	4
SO	5
LOB	7



Batter	1	2	3	4	5	6	7	8	9	AB	R	H	RBI	BB	SO	LOB	TOP			
11 Jimmy Rollins, S OBP: 0.312, SLG: 0.400	F7		G6-3			G5-3			K	4	0	0	0	0	1	1	Philadelphia Phillies @ Atlanta Braves Turner Field, Atlanta, GA Sat Jul 28 2012, 7:10 PM - 9:24 PM EDT Att: 39,886 - Clear - 94 F			
8 Shane Victorino, S OBP: 0.320, SLG: 0.389	G4-6-3 1B				G5-3			K	G6-3	4	0	1	0	0	1	0				
26 Chase Utley, L OBP: 0.340, SLG: 0.481	G4-6-3 1-2				HR			F7	K	4	1	1	1	0	1	1				
6 Ryan Howard, L OBP: 0.344, SLG: 0.500		K			K			F7		3	0	0	0	0	2	0				
3 Hunter Pence, R OBP: 0.333, SLG: 0.444		K						K		3	0	1	0	0	2	0				
24 Ty Wigginton, R OBP: 0.300, SLG: 0.366					1B			K		3	0	0	0	0	2	1				
15 John Mayberry Jr., R OBP: 0.271, SLG: 0.388			G6-3			L4			F9	3	0	0	0	0	0	0				
31 Erik Kratz, R OBP: 0.368, SLG: 1.000					P3				P5	3	0	1	0	0	0	0				
56 Joe Blanton, R OBP: 0.163, SLG: 0.077									F7	2	0	0	0	0	2	1				
51 Carlos Ruiz, R OBP: 0.469, SLG: 0.573										1	0	0	0	0	0	0				
37 Antonio Bastardo, R OBP: 0.409, SLG: 0.573										0	0	0	0	0	0	0				
																				
Inning Stats	R: 0 E: 0 K: 0 S: 6	H: 1 LOB: 0 BB: 0 P: 6	R: 0 E: 0 K: 2 S: 7	H: 0 LOB: 0 BB: 0 P: 11	R: 0 E: 0 K: 1 S: 11	H: 1 LOB: 1 BB: 0 P: 17	R: 1 E: 0 K: 2 S: 15	H: 2 LOB: 1 BB: 0 P: 22	R: 0 E: 0 K: 1 S: 5	H: 0 LOB: 0 BB: 0 P: 9	R: 0 E: 0 K: 2 S: 12	H: 0 LOB: 0 BB: 0 P: 15	R: 0 E: 0 K: 0 S: 10	H: 0 LOB: 0 BB: 0 P: 15	R: 0 E: 0 K: 2 S: 9	H: 0 LOB: 0 BB: 0 P: 15		1B: 2 2B: 1 3B: 0 HR: 1	SF: 0 SAC: 0 DP: 1 HBP: 0	WP: 0 PB: 0 SB: 0 CS: 0
PITCHER	IP WLS BF H R ER SO BB IBB HBP BLK WP HR S P ERA WHIP																			
36 Mike Minor, L ERA: 5.18	8.0 W 27 4 1 1 9 0 0 0 0 0 1 72 103 1.12 0.500																			
46 Craig Kimbrel, R ERA: 1.35	1.0 S 3 0 0 0 2 0 0 0 0 0 0 9 15 0.00 0.000																			


Batter	1	2	3	4	5	6	7	8	9	AB	R	H	RBI	BB	SO	LOB	BOTTOM			
24 Michael Bourn, L OBP: 0.351, SLG: 0.436	K		G3-4-3 1B			K			G6-3	4	1	1	0	0	2	0	Philadelphia Phillies @ Atlanta Braves Turner Field, Atlanta, GA Sat Jul 28 2012, 7:10 PM - 9:24 PM EDT Att: 39,886 - Clear - 94 F			
14 Martin Prado, R OBP: 0.363, SLG: 0.429	G3-4-3 1B		G3-4-3			G4-3			G6-3	4	1	2	0	0	0	1				
22 Jason Heyward, L OBP: 0.349, SLG: 0.474	G3-4-3 1B		G3-4-3			G4-3			G6-3	4	0	2	1	0	1	1				
10 Chipper Jones, S OBP: 0.386, SLG: 0.500	SF8		G3			K			K	2	0	0	1	1	1	1				
5 Freddie Freeman, L OBP: 0.334, SLG: 0.461	BB		G4-3			G4-3			P6	3	0	0	0	1	0	3				
16 Brian McCann, L OBP: 0.306, SLG: 0.449	F8					K			E3	3	0	0	0	0	1	2				
26 Dan Uggla, R OBP: 0.346, SLG: 0.361		K				F8			L4	3	0	0	0	0	1	1				
4 Paul Janish, R OBP: 0.286, SLG: 0.214		G5-3				G6-3			F7	3	0	0	0	0	0	1				
36 Mike Minor, R OBP: 0.057, SLG: 0.029									K	3	0	0	0	0	2	1				
46 Craig Kimbrel, R ERA: 5.08									K	0	0	0	0	0	0	0				
																				
Inning Stats	R: 1 E: 1 K: 1 S: 16	H: 2 LOB: 2 BB: 1 P: 25	R: 0 E: 0 K: 1 S: 6	H: 0 LOB: 0 BB: 0 P: 7	R: 1 E: 0 K: 0 S: 8	H: 2 LOB: 1 BB: 0 P: 11	R: 0 E: 0 K: 1 S: 9	H: 0 LOB: 0 BB: 0 P: 14	R: 0 E: 0 K: 2 S: 9	H: 0 LOB: 0 BB: 0 P: 13	R: 0 E: 0 K: 1 S: 7	H: 0 LOB: 0 BB: 0 P: 12	R: 0 E: 1 K: 1 S: 8	H: 0 LOB: 1 BB: 0 P: 12	R: 0 E: 0 K: 1 S: 11	H: 1 LOB: 2 BB: 1 P: 23		1B: 5 2B: 0 3B: 0 HR: 0	SF: 1 SAC: 0 DP: 0 HBP: 0	WP: 0 PB: 0 SB: 2 CS: 0
PITCHER	IP WLS BF H R ER SO BB IBB HBP BLK WP HR S P ERA WHIP																			
56 Joe Blanton, R ERA: 4.58	7.0 L 27 4 2 2 7 1 0 0 0 0 0 0 11 23 0.00 1.000																			
37 Antonio Bastardo, L ERA: 5.08	1.0 5 1 0 0 1 0 1 0 0 0 0 0 11 23 0.00 1.000																			

Batter	1	2	3	4	5	6	7	8	9	AB	R	H	RBI	BB	SO	LOB	TOP					
24 Chris Young, R OBP: 0.313, SLG: 0.432	F7	1B			P6		F9			4	0	1	0	0	0	0						
2 Aaron Hill, R OBP: 0.354, SLG: 0.485	F9	1B			P4			G4-3		4	0	1	0	0	0	0						
13 Jason Kubel, L OBP: 0.357, SLG: 0.552	1B	G6-3			K			G3-1		4	0	1	0	0	1	2						
44 Paul Goldschmidt, R OBP: 0.365, SLG: 0.541	F7				G1-3			L5		4	1	1	1	0	0	1						
10 Justin Upton, R OBP: 0.364, SLG: 0.407		1B			P6			HR		4	1	3	0	0	0	0						
28 Chris Johnson, R OBP: 0.353, SLG: 0.453		HR			K		G4-3	G6-4-3		4	1	1	2	0	1	2						
6 Stephen Drew, L OBP: 0.286, SLG: 0.303		HR			P5		F8	BB		3	1	1	1	1	0	0						
12 Henry Blanco, R OBP: 0.224, SLG: 0.281	F7				K		K	E3		3	0	0	0	0	2	0						
26 Miguel Montero, R OBP: 0.386, SLG: 0.453								G4-3		1	0	0	0	0	0	1						
35 Trevor Cahill, R OBP: 0.106, SLG: 0.106	G4-3				G1-3		K	G4-3		3	0	0	0	0	1	0						
30 David Hernandez, R OBP: 1.000, SLG: 1.000										0	0	0	0	0	0	0						
48 Takashi Saito, L										0	0	0	0	0	0	0						
8 Gerardo Parra, L OBP: 0.347, SLG: 0.414										1	0	0	0	0	0	2						
55 Josh Collmenter, R OBP: 0.143, SLG: 0.077										0	0	0	0	0	0	0						
Inning Stats	R: 0 E: 0 K: 0 S: 8	H: 1 LOB: 1 BB: 0 P: 12	R: 3 E: 0 K: 0 S: 20	H: 5 LOB: 2 BB: 0 P: 26	R: 0 E: 0 K: 1 S: 7	H: 0 LOB: 0 BB: 0 P: 7	R: 0 E: 0 K: 1 S: 6	H: 0 LOB: 0 BB: 0 P: 8	R: 0 E: 0 K: 1 S: 8	H: 0 LOB: 0 BB: 0 P: 10	R: 1 E: 0 K: 0 S: 7	H: 2 LOB: 0 BB: 0 P: 11	R: 0 E: 0 K: 2 S: 10	H: 0 LOB: 0 BB: 0 P: 13	R: 0 E: 0 K: 0 S: 10	H: 1 LOB: 2 BB: 1 P: 15	R: 0 E: 1 K: 0 S: 10	H: 1 LOB: 2 BB: 1 P: 17	1B: 6 2B: 0 3B: 0 HR: 3	SF: 0 SAC: 0 DP: 2 HBP: 0	WP: 0 PB: 0 CS: 0	PA: 36
PITCHER	IP WLS BF H R ER SO BB IBB HBP BLK WP HR S P ERA WHIP																					
33 Cliff Lee, L ERA: 3.76	8.0	31	8	4	4	5	0	0	0	0	0	3	76	102	4.50	1.000						
58 Jonathan Papelbon, R ERA: 3.0	1.0	W	5	1	0	0	0	1	0	0	0	0	10	17	0.00	2.000						

Arizona Diamondbacks @ Philadelphia Phillies
Citizens Bank Park, Philadelphia, PA
Sun Aug 05 2012, 1:39 PM - 4:38 PM EDT
Att: 43,741 - Cloudy - 94 F

livebaseballscorecards.com

AB 35
R 4
H 9
RBI 4
BB 1
SO 5
LOB 8



Batter	1	2	3	4	5	6	7	8	9	AB	R	H	RBI	BB	SO	LOB	BOTTOM						
22 Nate Schierholz, L OBP: 0.319, SLG: 0.421	G4-3		G1-3	K			G3		SH5-3	4	0	0	0	0	1	2							
28 Kevin Frandsen, R OBP: 0.286, SLG: 0.385	K		1B		G5-3		G4-3		1B	4	0	1	0	0	1	0							
19 Lavnce Nix, L OBP: 0.348, SLG: 0.492			1B						1B	1	0	1	0	0	0	0							
26 Chase Utley, L OBP: 0.368, SLG: 0.509	G3		1B		HR			F8	1B	4	1	2	1	1	0	0							
6 Ryan Howard, L OBP: 0.307, SLG: 0.390		K	K		G4-3			K	1B	5	0	1	1	0	3	2							
15 John Mayberry Jr., R OBP: 0.276, SLG: 0.391		BB	G6-3		G6-3				1B	3	2	1	0	1	0	2							
9 Dominic Brown, L OBP: 0.350, SLG: 0.333		2B			F8		G3-1	E1	1B	4	1	2	0	0	0	0							
31 Erik Kratz, R OBP: 0.438, SLG: 0.931		2B			BB		K		1B	3	0	2	1	1	1	0							
7 Michael Martinez, S OBP: 0.185, SLG: 0.196					FC3-6				1B	3	0	0	0	0	1	2							
11 Jimmy Rollins, S OBP: 0.304, SLG: 0.405	K				1B		F8	P6		1	0	0	0	0	0	2							
33 Cliff Lee, L OBP: 0.205, SLG: 0.231										3	0	1	0	0	0	1							
58 Jonathan Papelbon, R ERA: 3.0	G4-3								1B	0	0	0	0	0	0	0							
10 Juan Pierre, L OBP: 0.353, SLG: 0.379					1B				1B	1	1	1	0	0	0	0							
Inning Stats	R: 0 E: 0 K: 1 S: 7	H: 0 LOB: 0 BB: 0 P: 11	R: 2 E: 0 K: 2 S: 17	H: 2 LOB: 1 BB: 1 P: 27	R: 0 E: 0 K: 1 S: 7	H: 2 LOB: 2 BB: 0 P: 12	R: 0 E: 0 K: 1 S: 9	H: 1 LOB: 2 BB: 1 P: 18	R: 1 E: 0 K: 0 S: 7	H: 1 LOB: 0 BB: 0 P: 11	R: 0 E: 0 K: 1 S: 8	H: 0 LOB: 0 BB: 0 P: 10	R: 0 E: 0 K: 0 S: 6	H: 0 LOB: 0 BB: 0 P: 9	R: 1 E: 1 K: 1 S: 16	H: 3 LOB: 2 BB: 0 P: 24	R: 1 E: 0 K: 0 S: 10	H: 3 LOB: 3 BB: 1 P: 19	1B: 9 2B: 2 3B: 0 HR: 1	SF: 0 SAC: 1 DP: 0 HBP: 0	WP: 3 PB: 0 CS: 0	PA: 40	
PITCHER	IP WLS BF H R ER SO BB IBB HBP BLK WP HR S P ERA WHIP																						
35 Trevor Cahill, R ERA: 3.76	7.0	29	6	3	3	6	0	0	0	0	0	0	0	0	0	0	3.86	1.143					
30 David Hernandez, R ERA: 2.68	0.2	B	5	3	1	1	1	0	0	0	0	2	0	13	21	13.50	4.500						
48 Takashi Saito, R ERA: 1.5	0.1		1	0	0	0	0	0	0	0	0	0	0	3	3	0.00	0.000						
55 Josh Collmenter, R ERA: 4.23	0.1	L	5	3	1	1	0	0	1	0	0	0	0	10	19	27.00	9.000						

Arizona Diamondbacks @ Philadelphia Phillies
Citizens Bank Park, Philadelphia, PA
Sun Aug 05 2012, 1:39 PM - 4:38 PM EDT
Att: 43,741 - Cloudy - 94 F

livebaseballscorecards.com

AB 36
R 5
H 12
RBI 3
BB 3
SO 7
LOB 11



Batter	1	2	3	4	5	6	7	8	9	AB	R	H	RBI	BB	SO	LOB	TOP	
24 Michael Bourn, L (1,8) OBP: 0.343, SLG: 0.413										4	0	1	0	0	1	1	Atlanta Braves @ Philadelphia Phillies Citizens Bank Park, Philadelphia, PA Tue Aug 07 2012, 7:08 PM - 9:23 PM EDT Att: 42,660 - Cloudy - 84 F	
14 Martin Prado, R (1,4) OBP: 0.357, SLG: 0.416										4	0	0	0	0	1	2		
22 Jason Heyward, L (1,9) OBP: 0.346, SLG: 0.478										3	0	0	0	0	2	1		
10 Chipper Jones, S (1,5) OBP: 0.395, SLG: 0.514										3	0	1	0	0	0	1		
5 Freddie Freeman, L (1,3) OBP: 0.349, SLG: 0.464										3	0	1	0	0	1	1		
16 Brian McCann, L (1,2) OBP: 0.316, SLG: 0.447										3	0	1	0	0	0	2		
11 Reed Johnson, R (1,7) OBP: 0.359, SLG: 0.436										3	0	0	0	0	0	1		
4 Paul Janish, R (1,6) OBP: 0.279, SLG: 0.247										3	0	0	0	0	0	0		
36 Mike Minor, R (1,1) OBP: 0.051, SLG: 0.026										2	0	0	0	0	1	0		
43 Luis Avilan, L (8,1) OBP: 0.500, SLG: 0.500										0	0	0	0	0	0	0		
53 Cory Gearrin, R (8,1) OBP: 0.301, SLG: 0.353										1	0	1	0	0	0	0		
1 Tyler Pastornicky, R (9,PH) OBP: 0.301, SLG: 0.353										1	0	1	0	0	0	0		
Inning Stats	R: 0 H: 0 E: 0 K: 1 S: 10	H: 0 LOB: 0 BB: 0 P: 13	R: 0 H: 1 E: 0 K: 1 S: 9	H: 1 LOB: 0 BB: 0 P: 16	R: 0 H: 0 E: 0 K: 1 S: 7	H: 0 LOB: 0 BB: 0 P: 10	R: 0 H: 0 E: 0 K: 0 S: 10	H: 0 LOB: 0 BB: 0 P: 10	R: 0 H: 1 E: 0 K: 1 S: 7	H: 1 LOB: 0 BB: 0 P: 9	R: 0 H: 1 E: 0 K: 0 S: 7	H: 1 LOB: 0 BB: 0 P: 13	R: 0 H: 1 E: 0 K: 1 S: 15	H: 1 LOB: 1 BB: 0 P: 18	1B: 5 2B: 0 3B: 0 HR: 0	SF: 0 SAC: 0 DP: 2 HBP: 0	WP: 0 PB: 0 SB: 0 CS: 0	PA: 29
PITCHER 35 Cole Hamels, L (1,1) ERA: 3.08	IP: 9.0 WLS: W BF: 29 H: 5 R: 0 ER: 0 SO: 6 BB: 0 IBB: 0 HBP: 0 BLK: 0 WP: 0 HR: 0 S: 78 P: 111 ERA: 0.00 WHIP: 0.556																	

AB 29
R 0
H 5
RBI 0
BB 0
SO 6
LOB 9



Batter	1	2	3	4	5	6	7	8	9	AB	R	H	RBI	BB	SO	LOB	BOTTOM	
11 Jimmy Rollins, S (1,6) OBP: 0.305, SLG: 0.405										3	1	1	0	1	0	1	Atlanta Braves @ Philadelphia Phillies Citizens Bank Park, Philadelphia, PA Tue Aug 07 2012, 7:08 PM - 9:23 PM EDT Att: 42,660 - Cloudy - 84 F	
9 Domonic Brown, L (1,7) OBP: 0.393, SLG: 0.375										3	1	1	1	1	0	1		
26 Chase Utley, L (1,4) OBP: 0.353, SLG: 0.491										4	0	0	0	0	0	3		
6 Ryan Howard, L (1,3) OBP: 0.292, SLG: 0.400										4	1	1	2	0	3	2		
15 John Mayberry Jr., R (1,8) OBP: 0.274, SLG: 0.394										4	0	0	0	0	1	1		
31 Erik Kratz, R (1,2) OBP: 0.457, SLG: 0.938										3	0	2	0	0	0	0		
22 Nate Schierholtz, L (1,9) OBP: 0.323, SLG: 0.426										3	0	2	0	0	1	1		
28 Kevin Frandsen, R (1,5) OBP: 0.324, SLG: 0.375										3	0	0	0	0	0	4		
35 Cole Hamels, L (1,1) OBP: 0.265, SLG: 0.319										2	0	0	0	0	1	1		
Inning Stats	R: 3 H: 3 E: 0 K: 1 S: 15	H: 3 LOB: 0 BB: 0 P: 24	R: 0 H: 1 E: 0 K: 0 S: 8	H: 1 LOB: 0 BB: 0 P: 12	R: 0 H: 0 E: 0 K: 1 S: 7	H: 0 LOB: 1 BB: 1 P: 12	R: 0 H: 1 E: 0 K: 2 S: 11	H: 1 LOB: 0 BB: 0 P: 19	R: 0 H: 2 E: 0 K: 0 S: 8	H: 2 LOB: 1 BB: 0 P: 10	R: 0 H: 0 E: 0 K: 0 S: 6	H: 0 LOB: 0 BB: 0 P: 9	R: 0 H: 0 E: 0 K: 1 S: 10	H: 0 LOB: 0 BB: 0 P: 14	1B: 3 2B: 3 3B: 0 HR: 1	SF: 0 SAC: 1 DP: 1 HBP: 0		WP: 0 PB: 0 SB: 0 CS: 0
PITCHER 36 Mike Minor, L (1,1) ERA: 4.95	IP: 7.0 WLS: L BF: 29 H: 7 R: 3 ER: 3 SO: 3 BB: 2 IBB: 0 HBP: 0 BLK: 0 WP: 0 HR: 1 S: 63 P: 103 ERA: 3.86 WHIP: 1.286																	
43 Luis Avilan, L (8,1) ERA: 2.92	IP: 0.2 WLS: L BF: 2 H: 0 R: 0 ER: 0 SO: 1 BB: 0 IBB: 0 HBP: 0 BLK: 0 WP: 0 HR: 0 S: 6 P: 9 ERA: 0.00 WHIP: 0.000																	
53 Cory Gearrin, R (8,1) ERA: 1.17	IP: 0.1 WLS: L BF: 1 H: 0 R: 0 ER: 0 SO: 0 BB: 0 IBB: 0 HBP: 0 BLK: 0 WP: 0 HR: 0 S: 4 P: 5 ERA: 0.00 WHIP: 0.000																	

AB 29
R 3
H 7
RBI 3
BB 2
SO 6
LOB 14



Batter	1	2	3	4	5	6	7	8	9	AB	R	H	RBI	BB	SO	LOB	TOP					
11 Jimmy Rollins, S OBP: 0.305, SLG: 0.407										4	2	1	0	1	0	4	Philadelphia Phillies @ Miami Marlins Marlins Park, Miami, FL Mon Aug 13 2012, 7:12 PM - 10:01 PM EDT Att: 23,309 - Roof Closed - 79 F					
10 Juan Pierre, L OBP: 0.353, SLG: 0.380										5	1	3	1	0	0	1						
26 Chase Utley, L OBP: 0.346, SLG: 0.493										5	0	1	1	0	0	3						
6 Ryan Howard, L OBP: 0.308, SLG: 0.452										4	0	0	0	1	2	2						
9 Domico Brown, L OBP: 0.380, SLG: 0.349										4	1	2	0	1	0	4						
15 John Mayberry Jr., R OBP: 0.274, SLG: 0.388										5	0	2	0	0	1	3						
28 Kevin Frandsen, R OBP: 0.370, SLG: 0.412										5	0	2	0	0	1	6						
31 Erik Kratz, R OBP: 0.382, SLG: 0.750										3	0	0	1	1	0	2						
35 Cole Hamels, L OBP: 0.278, SLG: 0.314										4	0	1	0	1	2	4						
Inning Stats	R: 0 H: 0 E: 0 K: 0 S: 13	H: 0 LOB: 1 BB: 1 P: 24	R: 0 H: 1 E: 0 K: 1 S: 11	H: 1 LOB: 1 BB: 0 P: 14	R: 2 H: 3 E: 1 K: 1 S: 20	H: 3 LOB: 3 BB: 1 P: 27	R: 1 H: 2 E: 0 K: 0 S: 11	H: 2 LOB: 1 BB: 0 P: 18	R: 0 H: 2 E: 0 K: 0 S: 12	H: 2 LOB: 3 BB: 1 P: 20	R: 0 H: 0 E: 0 K: 0 S: 7	H: 0 LOB: 0 BB: 0 P: 12	R: 1 H: 2 E: 0 K: 1 S: 15	H: 2 LOB: 3 BB: 2 P: 28	R: 0 H: 1 E: 1 K: 1 S: 9	H: 1 LOB: 1 BB: 0 P: 9	R: 0 H: 1 E: 0 K: 2 S: 8	H: 1 LOB: 1 BB: 0 P: 13	1B: 9 2B: 2 3B: 1 HR: 0	SF: 1 SAC: 0 DP: 0 HBP: 0	WP: 0 PB: 0 SB: 0 CS: 0	PA: 45
PITCHER	IP WLS BF H R ER SO BB IBB HBP BLK WP HR S P ERA WHIP																					
24 Nathan Eovaldi, R ERA: 4.28	5.0 L 27 8 3 2 2 3 0 0 0 0 0 0 67 103 3.60 2.200																					
38 Carlos Zambrano, R ERA: 4.38	2.0 10 2 1 1 1 2 0 0 0 0 0 0 22 40 4.50 2.000																					
40 Mike Dunn, L ERA: 3.86	1.0 4 1 0 0 1 0 0 0 0 0 0 0 9 9 0.00 1.000																					
58 Ryan Webb, R ERA: 4.76	1.0 4 1 0 0 2 0 0 0 0 0 0 0 8 13 0.00 1.000																					

Batter	1	2	3	4	5	6	7	8	9	AB	R	H	RBI	BB	SO	LOB	BOTTOM					
17 Donovan Solano, R OBP: 0.331, SLG: 0.333										4	0	2	0	0	0	0	Philadelphia Phillies @ Miami Marlins Marlins Park, Miami, FL Mon Aug 13 2012, 7:12 PM - 10:01 PM EDT Att: 23,309 - Roof Closed - 79 F					
20 Justin Ruggiano, R OBP: 0.389, SLG: 0.610										4	0	0	0	0	1	2						
7 José Reyes, S OBP: 0.352, SLG: 0.431										4	0	2	0	0	0	0						
45 Carlos Lee, R OBP: 0.346, SLG: 0.389										3	0	0	0	1	0	0						
27 Giancarlo Stanton, R OBP: 0.359, SLG: 0.565										4	0	1	0	0	2	2						
26 Austin Kearns, R OBP: 0.351, SLG: 0.383										4	0	1	0	0	1	1						
29 Greg Dobbs, L OBP: 0.318, SLG: 0.379										3	0	1	0	0	0	0						
14 John Buck, R OBP: 0.299, SLG: 0.321										3	0	0	0	0	2							
24 Nathan Eovaldi, R OBP: 0.305, SLG: 0.407										1	0	0	0	0	1	0						
6 Scott Cousins, L OBP: 0.179, SLG: 0.270										1	0	0	0	0	0	0						
38 Carlos Zambrano, R OBP: 0.176, SLG: 0.285										0	0	0	0	0	0	0						
40 Mike Dunn, L OBP: 0.176, SLG: 0.285										0	0	0	0	0	0	0						
11 Bryan Petersen, L OBP: 0.086, SLG: 0.292										1	0	0	0	0	0	0						
58 Ryan Webb, R ERA: 4.76										0	0	0	0	0	0	0						
Inning Stats	R: 0 H: 2 E: 0 K: 2 S: 14	H: 0 LOB: 0 BB: 0 P: 19	R: 0 H: 0 E: 0 K: 0 S: 8	H: 0 LOB: 0 BB: 0 P: 10	R: 0 H: 2 E: 0 K: 1 S: 12	H: 2 LOB: 0 BB: 0 P: 15	R: 0 H: 0 E: 0 K: 2 S: 9	H: 0 LOB: 0 BB: 0 P: 10	R: 0 H: 0 E: 0 K: 0 S: 4	H: 0 LOB: 0 BB: 0 P: 7	R: 0 H: 0 E: 0 K: 0 S: 7	H: 0 LOB: 0 BB: 0 P: 11	R: 0 H: 2 E: 0 K: 0 S: 13	H: 2 LOB: 2 BB: 0 P: 17	R: 0 H: 0 E: 0 K: 0 S: 8	H: 0 LOB: 0 BB: 0 P: 11	R: 0 H: 1 E: 0 K: 0 S: 10	H: 1 LOB: 1 BB: 0 P: 13	1B: 6 2B: 1 3B: 0 HR: 0	SF: 0 SAC: 0 DP: 0 HBP: 0	WP: 0 PB: 0 SB: 0 CS: 1	PA: 34
PITCHER	IP WLS BF H R ER SO BB IBB HBP BLK WP HR S P ERA WHIP																					
35 Cole Hamels, L ERA: 2.91	9.0 W 33 7 0 0 5 1 0 0 0 0 0 0 85 113 0.00 0.889																					

AB	39
R	4
H	12
RBI	3
BB	5
SO	6
LOB	29



Batter	1	2	3	4	5	6	7	8	9	AB	R	H	RBI	BB	SO	LOB	TOP										
11 Jimmy Rollins, S OBP: 0.307, SLG: 0.413										3	1	1	1	1	0	0	Philadelphia Phillies @ Miami Marlins Marlins Park, Miami, FL Tue Aug 14 2012, 7:11 PM - 9:45 PM EDT Att: 23,879 - Roof Closed - 80 F										
10 Juan Pierre, L OBP: 0.348, SLG: 0.375										4	0	0	0	0	1	2											
26 Chase Utley, L OBP: 0.344, SLG: 0.486										4	0	1	0	0	1	0											
6 Ryan Howard, L OBP: 0.298, SLG: 0.435										4	0	0	0	0	2	1											
9 Domico Brown, L OBP: 0.370, SLG: 0.340										4	0	1	0	0	0	1											
15 John Mayberry Jr., R OBP: 0.271, SLG: 0.382										4	0	0	0	0	2	2											
28 Kevin Frandsen, R OBP: 0.351, SLG: 0.389										3	0	0	0	0	0	1											
23 Brian Schneider, L OBP: 0.294, SLG: 0.351										3	0	1	0	0	1	1											
38 Kyle Kendrick, R OBP: 0.182, SLG: 0.100										2	0	0	0	0	1	0											
19 Laynce Nix, L OBP: 0.315, SLG: 0.441										1	0	0	0	0	1	1											
43 Josh Lindblom, R OBP: 0.294, SLG: 0.351										0	0	0	0	0	0	0											
58 Jonathan Papelbon, R OBP: 0.294, SLG: 0.351										0	0	0	0	0	0	0											
Inning Stats	R: 1 H: 1 E: 0 K: 1 S: 8	H: 1 LOB: 0 BB: 0 P: 13	R: 0 H: 0 E: 1 K: 1 S: 10	H: 0 LOB: 1 BB: 0 P: 15	R: 0 H: 0 E: 0 K: 2 S: 10	H: 0 LOB: 0 BB: 0 P: 14	R: 0 H: 1 E: 1 K: 1 S: 8	H: 0 LOB: 1 BB: 0 P: 13	R: 0 H: 0 E: 0 K: 0 S: 7	H: 0 LOB: 0 BB: 0 P: 11	R: 0 H: 0 E: 0 K: 0 S: 8	H: 0 LOB: 0 BB: 0 P: 13	R: 0 H: 0 E: 0 K: 1 S: 11	H: 0 LOB: 0 BB: 0 P: 17	R: 0 H: 1 E: 0 K: 1 S: 9	H: 1 LOB: 2 BB: 1 P: 18	R: 0 H: 1 E: 0 K: 2 S: 13	H: 1 LOB: 0 BB: 0 P: 19	1B: 2 2B: 1 3B: 0 HR: 1	SF: 0 SAC: 0 DP: 0 HBP: 0	WP: 0 PB: 0 SB: 0 CS: 0	PA: 33					
PITCHER	IP	WLS	BF	H	R	ER	SO	BB	IBB	HBP	BLK	WP	HR	S	P	ERA	WHIP										
55 Josh Johnson, R ERA: 3.73	8.0	L	29	3	1	1	7	1	0	0	0	0	1	71	114	1.12	0.500										
40 Mike Dunn, L ERA: 3.78	0.2		3	1	0	0	1	0	0	0	0	0	0	8	13	0.00	1.500										
31 Steve Cishek, R ERA: 1.88	0.1		1	0	0	0	1	0	0	0	0	0	0	5	6	0.00	0.000										

AB	32
R	1
H	4
RBI	1
BB	1
SO	9
LOB	9



Batter	1	2	3	4	5	6	7	8	9	AB	R	H	RBI	BB	SO	LOB	BOTTOM										
11 Bryan Petersen, L OBP: 0.284, SLG: 0.250										4	0	1	0	0	0	0	Philadelphia Phillies @ Miami Marlins Marlins Park, Miami, FL Tue Aug 14 2012, 7:11 PM - 9:45 PM EDT Att: 23,879 - Roof Closed - 80 F										
20 Justin Rugiano, R OBP: 0.387, SLG: 0.602										4	0	1	0	0	2	1											
7 José Reyes, S OBP: 0.352, SLG: 0.430										4	0	1	0	0	0	2											
46 Carlos Lee, R OBP: 0.348, SLG: 0.388										3	0	1	0	1	0	2											
2 Corkys Hernández, R OBP: 0.189, SLG: 0.104										0	0	0	0	0	0	0											
27 Giancarlo Stanton, R OBP: 0.354, SLG: 0.558										4	0	0	0	0	1	2											
29 Greg Dobbs, L OBP: 0.314, SLG: 0.373										3	0	0	0	0	0	1											
17 Donovan Solano, R OBP: 0.331, SLG: 0.333										3	0	1	0	0	1	0											
19 Rob Brantly, L										3	0	0	0	0	1	1											
55 Josh Johnson, L OBP: 0.150, SLG: 0.105										2	0	0	0	0	2	0											
26 Austin Kearns, R OBP: 0.348, SLG: 0.379										1	0	0	0	0	1	0											
40 Mike Dunn, L										0	0	0	0	0	0	0											
31 Steve Cishek, R										0	0	0	0	0	0	0											
Inning Stats	R: 0 H: 1 E: 1 K: 0 S: 10	H: 1 LOB: 1 BB: 0 P: 16	R: 0 H: 1 E: 0 K: 1 S: 9	H: 1 LOB: 0 BB: 0 P: 12	R: 0 H: 0 E: 0 K: 2 S: 8	H: 0 LOB: 0 BB: 0 P: 12	R: 0 H: 2 E: 0 K: 0 S: 11	H: 1 LOB: 1 BB: 0 P: 18	R: 0 H: 0 E: 0 K: 1 S: 9	H: 0 LOB: 0 BB: 0 P: 13	R: 0 H: 1 E: 0 K: 0 S: 6	H: 1 LOB: 1 BB: 0 P: 8	R: 0 H: 0 E: 0 K: 2 S: 8	H: 0 LOB: 0 BB: 0 P: 8	R: 0 H: 0 E: 0 K: 1 S: 10	H: 0 LOB: 0 BB: 0 P: 18	R: 0 H: 0 E: 0 K: 1 S: 10	H: 0 LOB: 1 BB: 1 P: 18	1B: 5 2B: 0 3B: 0 HR: 0	SF: 0 SAC: 0 DP: 0 HBP: 0	WP: 0 PB: 0 SB: 0 CS: 1	PA: 32					
PITCHER	IP	WLS	BF	H	R	ER	SO	BB	IBB	HBP	BLK	WP	HR	S	P	ERA	WHIP										
38 Kyle Kendrick, R ERA: 4.53	7.0	W	25	5	0	0	6	0	0	0	0	0	0	61	87	0.00	0.714										
43 Josh Lindblom, R ERA: 3.27	1.0	H	3	0	0	0	1	0	0	0	0	0	0	10	18	0.00	0.000										
58 Jonathan Papelbon, R ERA: 2.81	1.0	S	4	0	0	0	1	1	0	0	0	0	0	10	18	0.00	1.000										

AB	31
R	0
H	5
RBI	0
BB	1
SO	8
LOB	9



Batter	1	2	3	4	5	6	7	8	9	AB	R	H	RBI	BB	SO	LOB	TOP										
11 Jimmy Rollins, S OBP: 0.308, SLG: 0.413	G5-3					G6-3				3	0	1	0	1	0	0	Philadelphia Phillies @ Miami Marlins Marlins Park, Miami, FL Wed Aug 15 2012, 12:43 PM - 3:20 PM EDT Att: 22,450 - Roof Closed - 81 F										
28 Kevin Frandsen, R OBP: 0.344, SLG: 0.379	L9							G4-6-3		4	1	1	0	0	0	2											
26 Chase Utley, L OBP: 0.341, SLG: 0.475	K								F8	3	0	0	0	1	1	0											
24 Ty Wigginton, R OBP: 0.300, SLG: 0.374									G6-3	4	1	2	2	0	0	0											
29 Hector Luna, R OBP: 0.277, SLG: 0.361									G5-3	4	0	0	0	0	1	2											
9 Dornic Brown, L OBP: 0.345, SLG: 0.314									G1-3	4	0	0	0	0	0	1											
15 John Mayberry Jr., R OBP: 0.271, SLG: 0.362									K	3	0	1	0	0	1	0											
31 Erik Kratz, R OBP: 0.362, SLG: 0.706									P6	3	0	0	0	0	0	1											
34 Roy Halladay, R OBP: 0.167, SLG: 0.167									F8	2	0	0	0	0	0	0											
10 Juan Pierre, L OBP: 0.347, SLG: 0.374									F8	1	0	0	0	0	1	0											
53 B.J. Rosenberg, R OBP: 0.190, SLG: 0.118									F8	0	0	0	0	0	0	0											
46 Raul Valdes, L OBP: 0.351, SLG: 0.385									F8	0	0	0	0	0	0	0											
44 Michael Schwimer, R OBP: 0.299, SLG: 0.318									F8	0	0	0	0	0	0	0											
Inning Stats	R: 0 H: 0 E: 0 K: 1 S: 7	H: 0 LOB: 0 BB: 0 P: 12	R: 0 H: 0 E: 0 K: 0 S: 7	H: 0 LOB: 0 BB: 0 P: 11	R: 0 H: 0 E: 0 K: 1 S: 7	H: 0 LOB: 0 BB: 0 P: 10	R: 0 H: 1 E: 0 K: 0 S: 7	H: 1 LOB: 0 BB: 0 P: 9	R: 1 H: 2 E: 0 K: 1 S: 14	H: 2 LOB: 1 BB: 0 P: 21	R: 1 H: 2 E: 0 K: 0 S: 14	H: 2 LOB: 2 BB: 1 P: 24	R: 0 H: 0 E: 0 K: 0 S: 6	H: 0 LOB: 0 BB: 0 P: 9	R: 0 H: 0 E: 1 K: 1 S: 12	H: 0 LOB: 1 BB: 1 P: 18	R: 0 H: 0 E: 1 K: 0 S: 10	H: 0 LOB: 1 BB: 0 P: 12	1B: 4 2B: 0 3B: 0 HR: 1	SF: 0 SAC: 0 DP: 2 HBP: 0	WP: 0 PB: 0 SB: 0 CS: 0	PA: 33					
PITCHER	IP	WLS	BF	H	R	ER	SO	BB	IBB	HBP	BLK	WP	HR	S	P	ERA	WHIP										
56 Mark Buehrle, L ERA: 3.74	7.0	W	26	5	2	2	3	1	0	0	0	0	1	62	96	2.57	0.857										
40 Mike Dunn, L ERA: 3.57	1.0	H	3	0	0	0	1	1	0	0	0	0	0	12	18	0.00	1.000										
58 Ryan Webb, R ERA: 4.66	1.0		4	0	0	0	0	0	0	0	0	0	0	10	12	0.00	0.000										

Batter	1	2	3	4	5	6	7	8	9	AB	R	H	RBI	BB	SO	LOB	BOTTOM										
11 Bryan Petersen, L OBP: 0.281, SLG: 0.257	F8									5	1	1	2	0	1	1	Philadelphia Phillies @ Miami Marlins Marlins Park, Miami, FL Wed Aug 15 2012, 12:43 PM - 3:20 PM EDT Att: 22,450 - Roof Closed - 81 F										
20 Justin Ruggiano, R OBP: 0.383, SLG: 0.696	K									2	0	0	0	0	2	0											
2 Gorkys Hernández, R OBP: 0.196, SLG: 0.118	K									3	0	1	1	0	1	1											
7 José Reyes, S OBP: 0.352, SLG: 0.428										4	1	1	0	1	0	1											
45 Carlos Lee, R OBP: 0.349, SLG: 0.388										3	2	1	0	1	0	1											
27 Giancarlo Stanton, R OBP: 0.356, SLG: 0.561										4	2	2	1	0	1	0											
29 Greg Dobbs, L OBP: 0.322, SLG: 0.394										4	1	3	2	0	0	2											
17 Donovan Solano, R OBP: 0.328, SLG: 0.328										2	1	0	1	1	0	1											
14 John Buck, R OBP: 0.299, SLG: 0.318										3	0	0	0	0	3	4											
56 Mark Buehrle, L OBP: 0.058, SLG: 0.077										2	0	0	0	0	0	3											
6 Scott Cousins, L OBP: 0.190, SLG: 0.286										1	0	1	0	0	0	0											
40 Mike Dunn, L ERA: 12.79										0	0	0	0	0	0	0											
26 Austin Kearns, R OBP: 0.353, SLG: 0.385										1	1	1	2	0	0	0											
58 Ryan Webb, R ERA: 4.59										0	0	0	0	0	0	0											
Inning Stats	R: 0 H: 1 E: 0 K: 1 S: 9	H: 1 LOB: 1 BB: 0 P: 15	R: 0 H: 1 E: 0 K: 0 S: 8	H: 1 LOB: 2 BB: 0 P: 12	R: 0 H: 0 E: 0 K: 2 S: 10	H: 0 LOB: 0 BB: 0 P: 10	R: 2 H: 2 E: 0 K: 1 S: 13	H: 2 LOB: 1 BB: 1 P: 23	R: 0 H: 0 E: 0 K: 0 S: 11	H: 0 LOB: 0 BB: 0 P: 17	R: 1 H: 1 E: 0 K: 1 S: 9	H: 1 LOB: 0 BB: 0 P: 13	R: 0 H: 1 E: 0 K: 2 S: 10	H: 1 LOB: 1 BB: 0 P: 18	R: 0 H: 0 E: 0 K: 1 S: 26	H: 5 LOB: 1 BB: 2 P: 47	1B: 8 2B: 2 3B: 0 HR: 1	SF: 1 SAC: 0 DP: 0 HBP: 1	WP: 0 PB: 0 SB: 1 CS: 0	PA: 39							
PITCHER	IP	WLS	BF	H	R	ER	SO	BB	IBB	HBP	BLK	WP	HR	S	P	ERA	WHIP										
34 Roy Halladay, R ERA: 3.8	7.0	L	29	6	3	3	7	1	0	1	0	0	1	70	108	3.86	1.000										
53 B.J. Rosenberg, R ERA: 12.79	0.0		3	2	3	3	0	1	0	0	0	0	0	4	9	-	-										
46 Raul Valdes, L ERA: 3.51	0.1		2	0	0	0	0	0	1	0	0	0	0	2	8	0.00	0.000										
44 Michael Schwimer, R ERA: 4.59	0.2		5	3	3	3	1	0	0	0	0	0	0	20	30	40.50	4.500										



Batter	1	2	3	4	5	6	7	8	9	AB	R	H	RBI	BB	SO	LOB	TOP				
11 Jimmy Rollins, S OBP: 0.307, SLG: 0.410	F8		G5-3			K		K		5	1	1	0	0	2	1	Philadelphia Phillies @ Milwaukee Brewers Miller Park, Milwaukee, WI Thu Aug 16 2012, 7:11 PM - 10:34 PM CDT Att: 30,117 - Partly Cloudy - 75 F				
10 Juan Pierre, L OBP: 0.349, SLG: 0.374 15 John Mabery Jr., R OBP: 0.271, SLG: 0.382	F8		P5			F8		G6-3		5	0	2	0	0	0	1					
26 Chase Utley, L OBP: 0.343, SLG: 0.465	F8		F8			L8		K		3	0	0	0	2	1	1					
6 Ryan Howard, L OBP: 0.310, SLG: 0.442	CS		E6			K		K		5	1	3	1	0	1	3					
9 Dornic Brown, L OBP: 0.364, SLG: 0.309	K		F7			F7		F7		4	1	1	0	1	1	3					
19 Laynce Nix, L OBP: 0.325, SLG: 0.437	P5		P4			P5		K		3	1	1	0	1	0	3					
24 Ty Wigginton, R OBP: 0.239, SLG: 0.373	P5		P4			P5		K		1	0	0	0	0	1	2					
28 Kevin Frandsen, R OBP: 0.349, SLG: 0.413	F9		F9			F9		K		5	0	3	3	0	1	1					
31 Erik Kratz, R OBP: 0.349, SLG: 0.655	P2		P2			P2		G5-3		4	0	0	0	1	0	5					
33 Cliff Lee, L OBP: 0.200, SLG: 0.222 43 Josh Lindblom, R OBP: 0.239, SLG: 0.373	F9		F9			K		K2-3		4	0	1	0	0	2	3					
Inning Stats	R: 0 E: 0 K: 0 S: 6	H: 1 LOB: 0 BB: 0 P: 10	R: 0 E: 0 K: 1 S: 16	H: 2 LOB: 3 BB: 1 P: 29	R: 1 E: 1 K: 0 S: 15	H: 1 LOB: 2 BB: 1 P: 23	R: 0 E: 0 K: 0 S: 8	H: 1 LOB: 1 BB: 0 P: 10	R: 3 E: 0 K: 3 S: 12	H: 3 LOB: 1 BB: 1 P: 17	R: 0 E: 0 K: 1 S: 16	H: 0 LOB: 1 BB: 1 P: 28	R: 0 E: 0 K: 2 S: 8	H: 0 LOB: 3 BB: 0 P: 8	R: 0 E: 0 K: 2 S: 16	H: 3 LOB: 0 BB: 0 P: 22	1B: 11 2B: 1 3B: 0 HR: 0	SF: 0 SAC: 0 DP: 0 HBP: 0	WP: 0 PB: 0 SB: 3 CS: 1	PA: 45	
PITCHER	IP	WLS	BF	H	R	ER	SO	BB	IBB	HBP	BLK	WP	HR	S	P	ERA	WHIP				
41 Marco Estrada, R ERA: 4.52	5.0		26	8	4	4	1	3	0	0	0	0	0	65	108	7.20	2.200				
40 Jose Veras, R ERA: 4.93	2.0		9	1	0	0	4	2	0	0	0	0	0	28	45	0.00	1.500				
61 Livan Hernandez, R ERA: 5.06	1.0	W	3	0	0	0	2	0	0	0	0	0	0	8	8	0.00	0.000				
26 Manny Parra, L ERA: 4.44	0.1	H	3	2	0	0	1	0	0	0	0	0	0	7	10	0.00	6.000				
51 Jim Henderson, R ERA: 5.0	0.2	S	3	1	0	0	1	0	0	0	0	0	0	9	12	0.00	1.500				

Batter	1	2	3	4	5	6	7	8	9	AB	R	H	RBI	BB	SO	LOB	BOTTOM				
7 Norichika Aoki, L OBP: 0.348, SLG: 0.410	K		G1-3			G1-3		P6		4	0	0	0	0	1	1	Philadelphia Phillies @ Milwaukee Brewers Miller Park, Milwaukee, WI Thu Aug 16 2012, 7:11 PM - 10:34 PM CDT Att: 30,117 - Partly Cloudy - 75 F				
23 Rickie Weeks Jr., R OBP: 0.326, SLG: 0.388	K		F9			F9		E5		4	1	1	0	0	1	0					
8 Ryan Braun, R OBP: 0.380, SLG: 0.582	HR		HR			K		HR		3	3	2	2	1	1	1					
16 Aramis Ramirez, R OBP: 0.356, SLG: 0.512	HR		K			K		HR		3	2	1	1	1	2	1					
1 Corey Hart, R OBP: 0.325, SLG: 0.500	K		K			K		HR		4	1	1	4	0	3	1					
20 Jonathan Lucroy, R OBP: 0.386, SLG: 0.524 61 Livan Hernandez, R ERA: 5.06	F8		P5			G4-3		P5		3	0	0	0	0	0	0					
2 Nyjer Morgan, L OBP: 0.296, SLG: 0.283 26 Manny Parra, L ERA: 4.44 51 Jim Henderson, L ERA: 5.0	P4		P4			F9		F9		1	0	0	0	0	0	0					
27 Carlos Gómez, R OBP: 0.307, SLG: 0.464	P4		P4			F9		F9		3	0	1	0	0	0	0					
9 Jean Segura, R OBP: 0.229, SLG: 0.235	K		K			G4-3		G4-3		3	0	0	0	0	2	1					
41 Marco Estrada, R OBP: 0.090, SLG: 0.160 21 Cody Ransom, R OBP: 0.309, SLG: 0.396 40 Jose Veras, R ERA: 4.93 12 Martín Maldonado, R OBP: 0.337, SLG: 0.442	K		K			G6-3		K		1	0	0	0	0	1	0					
Inning Stats	R: 2 E: 0 K: 3 S: 14	H: 2 LOB: 0 BB: 0 P: 22	R: 0 E: 0 K: 1 S: 7	H: 0 LOB: 0 BB: 0 P: 10	R: 0 E: 0 K: 1 S: 9	H: 0 LOB: 0 BB: 0 P: 10	R: 1 E: 0 K: 2 S: 9	H: 1 LOB: 0 BB: 0 P: 10	R: 0 E: 0 K: 1 S: 13	H: 1 LOB: 1 BB: 0 P: 17	R: 0 E: 0 K: 3 S: 12	H: 1 LOB: 1 BB: 0 P: 18	R: 0 E: 0 K: 0 S: 8	H: 0 LOB: 0 BB: 0 P: 13	R: 4 E: 1 K: 1 S: 16	H: 1 LOB: 0 BB: 2 P: 29	1B: 2 2B: 0 3B: 0 HR: 4	SF: 0 SAC: 0 DP: 0 HBP: 0	WP: 1 PB: 0 SB: 1 CS: 0	PA: 33	
PITCHER	IP	WLS	BF	H	R	ER	SO	BB	IBB	HBP	BLK	WP	HR	S	P	ERA	WHIP				
33 Cliff Lee, L ERA: 3.83	7.2		29	5	4	4	12	0	0	0	0	0	1	6	11	4.70	0.652				
43 Josh Lindblom, R ERA: 3.76	0.1	L	4	1	3	2	0	1	1	0	0	0	1	6	18	54.00	6.000				



Batter	1	2	3	4	5	6	7	8	9	AB	R	H	RBI	BB	SO	LOB	TOP							
11 Jimmy Rollins, S OBP: 0.302, SLG: 0.403										5	0	0	0	0	2	1	Philadelphia Phillies @ Milwaukee Brewers Miller Park, Milwaukee, WI Sat Aug 18 2012, 6:12 PM - 9:21 PM CDT Att: 43,386 - Cloudy - 73 F							
28 Kevin Frandsen, R OBP: 0.347, SLG: 0.380										4	0	0	0	0	1	1								
26 Chase Utley, L OBP: 0.360, SLG: 0.473										4	1	2	0	1	1	1								
6 Ryan Howard, L OBP: 0.313, SLG: 0.463										4	0	2	1	0	0	3								
9 Domonic Brown, L OBP: 0.324, SLG: 0.286										4	0	0	0	0	1	5								
58 Jonathan Papelbon, R ERA: 2.74										0	0	0	0	0	0	0								
19 Laynce Nix, L OBP: 0.329, SLG: 0.429										2	1	0	0	2	2	1								
15 John Mayberry Jr., R OBP: 0.274, SLG: 0.392										3	1	1	2	1	1	2								
31 Erik Kratz, R OBP: 0.343, SLG: 0.678										4	1	1	1	0	1	2								
35 Cole Hamels, L OBP: 0.263, SLG: 0.296										3	0	0	0	0	2	0								
10 Juan Pierre, L OBP: 0.346, SLG: 0.371										1	0	1	0	0	0	0								
Inning Stats	R: 0 E: 0 K: 0 S: 9	H: 0 LOB: 2 BB: 1 P: 18	R: 3 E: 0 K: 2 S: 16	H: 2 LOB: 0 BB: 1 P: 27	R: 1 E: 0 K: 1 S: 14	H: 2 LOB: 2 BB: 1 P: 24	R: 0 E: 0 K: 1 S: 7	H: 0 LOB: 0 BB: 0 P: 9	R: 0 E: 0 K: 1 S: 13	H: 1 LOB: 2 BB: 1 P: 22	R: 0 E: 0 K: 0 S: 7	H: 0 LOB: 0 BB: 0 P: 10	R: 0 E: 0 K: 1 S: 12	H: 1 LOB: 1 BB: 0 P: 17	R: 0 E: 0 K: 3 S: 12	H: 0 LOB: 0 BB: 0 P: 18	R: 0 E: 0 K: 2 S: 12	H: 1 LOB: 1 BB: 0 P: 21	1B: 3 2B: 2 3B: 0 HR: 2	SF: 0 SAC: 0 DP: 0 HBP: 1	WP: 0 PB: 0 SB: 0 CS: 0	PA: 39		
PITCHER	IP WLS BF H R ER SO BB IBB HBP BLK WP HR S P ERA WHIP	IP WLS BF H R ER SO BB IBB HBP BLK WP HR S P ERA WHIP	IP WLS BF H R ER SO BB IBB HBP BLK WP HR S P ERA WHIP	IP WLS BF H R ER SO BB IBB HBP BLK WP HR S P ERA WHIP	IP WLS BF H R ER SO BB IBB HBP BLK WP HR S P ERA WHIP	IP WLS BF H R ER SO BB IBB HBP BLK WP HR S P ERA WHIP	IP WLS BF H R ER SO BB IBB HBP BLK WP HR S P ERA WHIP	IP WLS BF H R ER SO BB IBB HBP BLK WP HR S P ERA WHIP	IP WLS BF H R ER SO BB IBB HBP BLK WP HR S P ERA WHIP	IP WLS BF H R ER SO BB IBB HBP BLK WP HR S P ERA WHIP	IP WLS BF H R ER SO BB IBB HBP BLK WP HR S P ERA WHIP	IP WLS BF H R ER SO BB IBB HBP BLK WP HR S P ERA WHIP	IP WLS BF H R ER SO BB IBB HBP BLK WP HR S P ERA WHIP	IP WLS BF H R ER SO BB IBB HBP BLK WP HR S P ERA WHIP	IP WLS BF H R ER SO BB IBB HBP BLK WP HR S P ERA WHIP	IP WLS BF H R ER SO BB IBB HBP BLK WP HR S P ERA WHIP	IP WLS BF H R ER SO BB IBB HBP BLK WP HR S P ERA WHIP	IP WLS BF H R ER SO BB IBB HBP BLK WP HR S P ERA WHIP	IP WLS BF H R ER SO BB IBB HBP BLK WP HR S P ERA WHIP	IP WLS BF H R ER SO BB IBB HBP BLK WP HR S P ERA WHIP	IP WLS BF H R ER SO BB IBB HBP BLK WP HR S P ERA WHIP	IP WLS BF H R ER SO BB IBB HBP BLK WP HR S P ERA WHIP	IP WLS BF H R ER SO BB IBB HBP BLK WP HR S P ERA WHIP	IP WLS BF H R ER SO BB IBB HBP BLK WP HR S P ERA WHIP

AB	34
R	4
H	7
RBI	4
BB	4
SO	11
LOB	16



Batter	1	2	3	4	5	6	7	8	9	AB	R	H	RBI	BB	SO	LOB	BOTTOM							
7 Norichika Aoki, L OBP: 0.348, SLG: 0.403										3	0	0	0	1	0	0	Philadelphia Phillies @ Milwaukee Brewers Miller Park, Milwaukee, WI Sat Aug 18 2012, 6:12 PM - 9:21 PM CDT Att: 43,386 - Cloudy - 73 F							
20 Jonathan Lucroy, R OBP: 0.389, SLG: 0.524										4	1	2	0	0	1	1								
8 Ryan Braun, R OBP: 0.383, SLG: 0.594										4	1	3	2	0	0	0								
16 Aramis Ramirez, R OBP: 0.351, SLG: 0.511										4	1	1	1	0	2	1								
1 Corey Hart, R OBP: 0.326, SLG: 0.498										4	0	1	0	0	1	0								
27 Carlos Gómez, R OBP: 0.305, SLG: 0.459										4	0	1	0	0	3	1								
21 Cody Ransom, R OBP: 0.302, SLG: 0.386										4	0	0	0	0	4	2								
9 Jean Segura, R OBP: 0.238, SLG: 0.225										3	0	0	0	0	2	2								
64 Mike Fiers, R ERA: 2.84										1	0	0	0	0	1	0								
37 Mark Rogers, R ERA: 2.84										1	0	0	0	0	1	0								
50 Kameron Loe, R ERA: 3.63										0	0	0	0	0	0	0								
57 Francisco Rodriguez, R ERA: 5.13										0	0	0	0	0	0	0								
23 Rickie Weeks Jr., R ERA: 3.26, SLG: 0.398										1	0	0	0	0	1	0								
51 Jim Henderson, L ERA: 4.5										0	0	0	0	0	0	0								
Inning Stats	R: 0 E: 0 K: 0 S: 7	H: 0 LOB: 0 BB: 0 P: 8	R: 1 E: 0 K: 1 S: 14	H: 2 LOB: 1 BB: 0 P: 17	R: 0 E: 0 K: 1 S: 9	H: 2 LOB: 0 BB: 0 P: 11	R: 0 E: 0 K: 2 S: 8	H: 0 LOB: 0 BB: 0 P: 11	R: 0 E: 0 K: 2 S: 10	H: 0 LOB: 0 BB: 0 P: 15	R: 0 E: 0 K: 1 S: 10	H: 1 LOB: 1 BB: 1 P: 22	R: 0 E: 0 K: 2 S: 10	H: 1 LOB: 1 BB: 0 P: 13	R: 2 E: 0 K: 2 S: 10	H: 2 LOB: 0 BB: 0 P: 14	R: 0 E: 0 K: 2 S: 10	H: 0 LOB: 0 BB: 0 P: 11	1B: 6 2B: 0 3B: 0 HR: 2	SF: 0 SAC: 0 DP: 0 HBP: 0	WP: 0 PB: 0 SB: 3 CS: 1	PA: 34		
PITCHER	IP WLS BF H R ER SO BB IBB HBP BLK WP HR S P ERA WHIP	IP WLS BF H R ER SO BB IBB HBP BLK WP HR S P ERA WHIP	IP WLS BF H R ER SO BB IBB HBP BLK WP HR S P ERA WHIP	IP WLS BF H R ER SO BB IBB HBP BLK WP HR S P ERA WHIP	IP WLS BF H R ER SO BB IBB HBP BLK WP HR S P ERA WHIP	IP WLS BF H R ER SO BB IBB HBP BLK WP HR S P ERA WHIP	IP WLS BF H R ER SO BB IBB HBP BLK WP HR S P ERA WHIP	IP WLS BF H R ER SO BB IBB HBP BLK WP HR S P ERA WHIP	IP WLS BF H R ER SO BB IBB HBP BLK WP HR S P ERA WHIP	IP WLS BF H R ER SO BB IBB HBP BLK WP HR S P ERA WHIP	IP WLS BF H R ER SO BB IBB HBP BLK WP HR S P ERA WHIP	IP WLS BF H R ER SO BB IBB HBP BLK WP HR S P ERA WHIP	IP WLS BF H R ER SO BB IBB HBP BLK WP HR S P ERA WHIP	IP WLS BF H R ER SO BB IBB HBP BLK WP HR S P ERA WHIP	IP WLS BF H R ER SO BB IBB HBP BLK WP HR S P ERA WHIP	IP WLS BF H R ER SO BB IBB HBP BLK WP HR S P ERA WHIP	IP WLS BF H R ER SO BB IBB HBP BLK WP HR S P ERA WHIP	IP WLS BF H R ER SO BB IBB HBP BLK WP HR S P ERA WHIP	IP WLS BF H R ER SO BB IBB HBP BLK WP HR S P ERA WHIP	IP WLS BF H R ER SO BB IBB HBP BLK WP HR S P ERA WHIP	IP WLS BF H R ER SO BB IBB HBP BLK WP HR S P ERA WHIP	IP WLS BF H R ER SO BB IBB HBP BLK WP HR S P ERA WHIP	IP WLS BF H R ER SO BB IBB HBP BLK WP HR S P ERA WHIP	IP WLS BF H R ER SO BB IBB HBP BLK WP HR S P ERA WHIP

AB	33
R	3
H	8
RBI	3
BB	1
SO	13
LOB	7



Batter	1	2	3	4	5	6	7	8	9	AB	R	H	RBI	BB	SO	LOB	TOP			
2 Zack Cozart, R OBP: 0.295, SLG: 0.409										5	1	1	0	0	1	3	Cincinnati Reds @ Philadelphia Phillies Citizens Bank Park, Philadelphia, PA Mon Aug 20 2012, 7:08 PM - 10:10 PM EDT Att: 44,341 - Partly Cloudy - 77 F			
28 Chris Halsey, R OBP: 0.318, SLG: 0.407										4	1	3	1	0	0	0				
4 Brandon Phillips, R OBP: 0.329, SLG: 0.439										4	2	2	0	0	0	1				
32 Jay Bruce, L OBP: 0.338, SLG: 0.521										3	0	3	2	1	0	0				
27 Scott Rolen, R OBP: 0.325, SLG: 0.408										4	0	1	1	0	1	4				
26 Xavier Paul, L OBP: 0.396, SLG: 0.476										4	0	0	0	0	2	5				
43 Miguel Cairo, R OBP: 0.194, SLG: 0.269										3	0	0	0	0	1	2				
66 Logan Ondrusek, R OBP: 0.230, SLG: 0.226										0	0	0	0	0	0	0				
15 Wilson Valdez, R OBP: 0.287, SLG: 0.352										4	1	1	0	0	0	0				
44 Mike Leake, R OBP: 0.260, SLG: 0.388										1	0	0	0	0	0	0				
63 Sam LeCure, R OBP: 0.346, SLG: 0.548										0	0	0	0	0	0	0				
33 Jose Arredondo, R OBP: 0.281, SLG: 0.405										1	0	1	0	1	0	0				
21 Todd Frazier, R OBP: 0.281, SLG: 0.405										1	0	1	0	1	0	0				
Inning Stats	R: 2 H: 4 E: 0 K: 1 S: 16	H: 4 LOB: 1 BB: 0 P: 23	R: 0 H: 0 E: 0 K: 1 S: 8	H: 0 LOB: 0 BB: 0 P: 11	R: 0 H: 0 E: 0 K: 0 S: 8	H: 0 LOB: 0 BB: 0 P: 12	R: 0 H: 0 E: 0 K: 0 S: 6	H: 0 LOB: 1 BB: 0 P: 10	R: 3 H: 4 E: 0 K: 1 S: 13	H: 1 LOB: 0 BB: 0 P: 10	R: 0 H: 1 E: 0 K: 0 S: 8	H: 1 LOB: 2 BB: 0 P: 13	R: 0 H: 2 E: 0 K: 2 S: 10	H: 2 LOB: 2 BB: 0 P: 12	R: 0 H: 0 E: 0 K: 1 S: 20	H: 0 LOB: 1 BB: 1 P: 30	1B: 9 2B: 3 3B: 0 HR: 0	SF: 0 SAC: 1 DP: 1 HBP: 0	WP: 0 PB: 0 SB: 0 CS: 3	PA: 38
PITCHER	IP WLS BF H R ER SO BB IBB HBP BLK WP HR S P ERA WHIP																			
34 Roy Halladay, R ERA: 3.95	7.0 W 28 10 5 5 3 1 0 0 0 0 0 0 67 97 6.43 1.571																			
53 B.J. Rosenberg, R ERA: 12.38	0.1 2 1 0 0 0 0 0 0 0 0 0 0 2 2 0.00 3.000																			
37 Antonio Bastardo, L ERA: 5.35	0.2 3 1 0 0 2 0 0 0 0 0 0 8 10 0.00 1.500																			
43 Josh Lindblom, R ERA: 3.69	1.0 4 0 0 0 1 1 0 0 0 0 0 0 20 30 0.00 1.000																			

AB	34
R	5
H	12
RBI	4
BB	2
SO	6
LOB	15



Batter	1	2	3	4	5	6	7	8	9	AB	R	H	RBI	BB	SO	LOB	BOTTOM			
11 Jimmy Rollins, S OBP: 0.298, SLG: 0.398										5	1	1	0	0	1	4	Cincinnati Reds @ Philadelphia Phillies Citizens Bank Park, Philadelphia, PA Mon Aug 20 2012, 7:08 PM - 10:10 PM EDT Att: 44,341 - Partly Cloudy - 77 F			
10 Juan Pierre, L OBP: 0.350, SLG: 0.379										4	3	3	1	0	1	0				
53 B.J. Rosenberg, R ERA: 12.38										0	0	0	0	0	0	0				
37 Antonio Bastardo, R ERA: 5.35										0	0	0	0	0	0	0				
43 Josh Lindblom, R ERA: 3.69										0	0	0	0	0	0	0				
26 Chase Utley, L OBP: 0.355, SLG: 0.474										4	1	1	2	0	0	3				
6 Ryan Howard, L OBP: 0.326, SLG: 0.485										4	2	2	2	1	2	1				
15 John Mayberry Jr., R OBP: 0.281, SLG: 0.405										5	3	3	3	0	0	1				
9 Domonic Brown, L OBP: 0.358, SLG: 0.338										4	0	1	2	1	1	0				
27 Placido Polanco, R OBP: 0.305, SLG: 0.330										4	1	2	0	1	0	1				
31 Erik Kratz, R OBP: 0.375, SLG: 0.738										2	1	2	2	1	0	0				
34 Roy Halladay, R OBP: 0.154, SLG: 0.154										3	0	0	0	0	2	4				
19 Laynce Nix, L OBP: 0.326, SLG: 0.413										2	0	0	0	0	1	4				
Inning Stats	R: 1 H: 2 E: 0 K: 0 S: 10	H: 2 LOB: 1 BB: 0 P: 14	R: 0 H: 2 E: 0 K: 1 S: 13	H: 2 LOB: 2 BB: 0 P: 22	R: 1 H: 1 E: 0 K: 1 S: 14	H: 1 LOB: 0 BB: 0 P: 20	R: 1 H: 1 E: 0 K: 1 S: 9	H: 1 LOB: 0 BB: 0 P: 16	R: 4 H: 4 E: 0 K: 1 S: 16	H: 4 LOB: 2 BB: 2 P: 31	R: 3 H: 2 E: 0 K: 2 S: 15	H: 2 LOB: 0 BB: 0 P: 27	R: 1 H: 1 E: 0 K: 1 S: 13	H: 1 LOB: 2 BB: 1 P: 20	R: 1 H: 2 E: 0 K: 1 S: 12	H: 2 LOB: 2 BB: 1 P: 20	1B: 8 2B: 4 3B: 0 HR: 3	SF: 2 SAC: 1 DP: 0 HBP: 1	WP: 0 PB: 0 SB: 2 CS: 0	PA: 45
PITCHER	IP WLS BF H R ER SO BB IBB HBP BLK WP HR S P ERA WHIP																			
44 Mike Leake, R ERA: 4.59	4.1 L 24 10 7 7 4 0 0 1 0 0 0 0 0 8 94 14.54 2.308																			
63 Sam LeCure, R ERA: 3.53	0.2 5 1 2 2 0 0 0 1 0 0 0 0 8 18 27.00 1.500																			
33 Jose Arredondo, R ERA: 2.74	1.0 4 1 1 1 2 0 0 0 0 0 0 1 11 18 9.00 1.000																			
66 Logan Ondrusek, R ERA: 3.5	2.0 12 3 2 2 2 2 0 1 0 0 0 0 25 40 9.00 2.500																			

AB	37
R	12
H	15
RBI	12
BB	4
SO	8
LOB	18



Batter	1	2	3	4	5	6	7	8	9	10	11	AB	R	H	RBI	BB	SO	LOB	TOP											
2 Zack Cozart, R OBP: 0.296, SLG: 0.414												5	1	1	0	0	1	3												
6 Drew Stubbs, R OBP: 0.294, SLG: 0.378												5	0	1	0	0	1	3												
32 Jay Bruce, L OBP: 0.335, SLG: 0.524												5	1	1	0	0	3	2												
48 Ryan Ludwick, R OBP: 0.341, SLG: 0.567													4	1	1	0	1	1	0											
21 Todd Frazier, R OBP: 0.350, SLG: 0.558													5	0	1	3	0	0	2											
43 Miguel Cairo, R OBP: 0.290, SLG: 0.266													4	0	1	0	1	0	3											
15 Wilson Valdez, R OBP: 0.224, SLG: 0.219													4	0	0	0	0	1	3											
28 Chris Heisey, R OBP: 0.317, SLG: 0.406													1	0	0	0	3	0	0											
31 Alfredo Simon, R OBP: 0.091, SLG: 0.400													4	0	0	0	0	1	3											
29 Ryan Hanigan, R OBP: 0.384, SLG: 0.364													1	0	0	0	3	0	0											
44 Mike Leake, R OBP: 0.260, SLG: 0.388													0	0	0	0	0	0	0											
30 Dioner Navarro, S OBP: 0.091, SLG: 0.400													1	0	0	0	0	0	0											
47 Johnny Cueto, R OBP: 0.338, SLG: 0.476													3	0	0	0	0	1	3											
60 J.J. Hoover, R OBP: 0.338, SLG: 0.400													0	0	0	0	0	0	0											
4 Brandon Phillips, R OBP: 0.338, SLG: 0.400													0	0	0	0	0	0	0											
Inning Stats	R: 1 E: 0 K: 1 S: 24	H: 2 LOB: 2 BB: 1 P: 34	R: 0 E: 0 K: 1 S: 8	H: 0 LOB: 0 BB: 0 P: 11	R: 0 E: 0 K: 0 S: 5	H: 0 LOB: 0 BB: 0 P: 8	R: 0 E: 0 K: 1 S: 12	H: 1 LOB: 1 BB: 0 P: 19	R: 0 E: 0 K: 1 S: 8	H: 0 LOB: 1 BB: 1 P: 12	R: 2 E: 1 K: 0 S: 14	H: 3 LOB: 2 BB: 1 P: 25	R: 0 E: 0 K: 1 S: 8	H: 0 LOB: 0 BB: 0 P: 14	R: 0 E: 0 K: 0 S: 10	H: 0 LOB: 1 BB: 1 P: 18	R: 0 E: 0 K: 2 S: 8	H: 0 LOB: 0 BB: 0 P: 9	R: 0 E: 0 K: 0 S: 7	H: 0 LOB: 0 BB: 0 P: 8	1B: 5 2B: 1 3B: 0 HR: 0	SF: 0 SAC: 1 DP: 0 HBP: 0	WP: 0 PB: 0 SB: 0 CS: 0	PA: 44						
PITCHER	IP: 2.0 WLS: 1.0 BF: 6.0 ERA: 2.99	WLS: 1.0 BF: 3.0 ERA: 2.99	H: 6 R: 3 ER: 3 SO: 4	BB: 2 IBB: 1 HBP: 0 BLK: 0	WP: 0 HR: 0 S: 7 P: 109	ERA: 4.50 WHIP: 1.333	IP: 1.0 WLS: 1.0 BF: 3.0 ERA: 3.14	WLS: 1.0 BF: 3.0 ERA: 3.14	H: 0 R: 0 ER: 0 SO: 0	BB: 0 IBB: 0 HBP: 0 BLK: 0	WP: 0 HR: 0 S: 8 P: 8	ERA: 0.00 WHIP: 0.000	IP: 1.0 WLS: 1.0 BF: 3.0 ERA: 3.14	WLS: 1.0 BF: 3.0 ERA: 3.14	H: 0 R: 0 ER: 0 SO: 0	BB: 0 IBB: 0 HBP: 0 BLK: 0	WP: 0 HR: 0 S: 7 P: 8	ERA: 0.00 WHIP: 0.000	IP: 1.0 WLS: 1.0 BF: 3.0 ERA: 3.14	WLS: 1.0 BF: 3.0 ERA: 3.14	H: 0 R: 0 ER: 0 SO: 0	BB: 0 IBB: 0 HBP: 0 BLK: 0	WP: 0 HR: 0 S: 7 P: 8	ERA: 0.00 WHIP: 0.000	IP: 1.0 WLS: 1.0 BF: 3.0 ERA: 3.14	WLS: 1.0 BF: 3.0 ERA: 3.14	H: 0 R: 0 ER: 0 SO: 0	BB: 0 IBB: 0 HBP: 0 BLK: 0	WP: 0 HR: 0 S: 7 P: 8	ERA: 0.00 WHIP: 0.000
35 Cole Hamels, L ERA: 2.99	IP: 2.0 WLS: 1.0 BF: 6.0 ERA: 2.99	WLS: 1.0 BF: 3.0 ERA: 2.99	H: 6 R: 3 ER: 3 SO: 4	BB: 2 IBB: 1 HBP: 0 BLK: 0	WP: 0 HR: 0 S: 7 P: 109	ERA: 4.50 WHIP: 1.333	IP: 1.0 WLS: 1.0 BF: 3.0 ERA: 3.14	WLS: 1.0 BF: 3.0 ERA: 3.14	H: 0 R: 0 ER: 0 SO: 0	BB: 0 IBB: 0 HBP: 0 BLK: 0	WP: 0 HR: 0 S: 8 P: 8	ERA: 0.00 WHIP: 0.000	IP: 1.0 WLS: 1.0 BF: 3.0 ERA: 3.14	WLS: 1.0 BF: 3.0 ERA: 3.14	H: 0 R: 0 ER: 0 SO: 0	BB: 0 IBB: 0 HBP: 0 BLK: 0	WP: 0 HR: 0 S: 7 P: 8	ERA: 0.00 WHIP: 0.000	IP: 1.0 WLS: 1.0 BF: 3.0 ERA: 3.14	WLS: 1.0 BF: 3.0 ERA: 3.14	H: 0 R: 0 ER: 0 SO: 0	BB: 0 IBB: 0 HBP: 0 BLK: 0	WP: 0 HR: 0 S: 7 P: 8	ERA: 0.00 WHIP: 0.000	IP: 1.0 WLS: 1.0 BF: 3.0 ERA: 3.14	WLS: 1.0 BF: 3.0 ERA: 3.14	H: 0 R: 0 ER: 0 SO: 0	BB: 0 IBB: 0 HBP: 0 BLK: 0	WP: 0 HR: 0 S: 7 P: 8	ERA: 0.00 WHIP: 0.000
53 B.J. Rosenberg, R ERA: 1.0	IP: 1.0 WLS: 1.0 BF: 3.0 ERA: 1.0	WLS: 1.0 BF: 3.0 ERA: 1.0	H: 0 R: 0 ER: 0 SO: 1	BB: 0 IBB: 0 HBP: 0 BLK: 0	WP: 0 HR: 0 S: 8 P: 12	ERA: 0.00 WHIP: 0.000	IP: 1.0 WLS: 1.0 BF: 3.0 ERA: 3.14	WLS: 1.0 BF: 3.0 ERA: 3.14	H: 0 R: 0 ER: 0 SO: 0	BB: 0 IBB: 0 HBP: 0 BLK: 0	WP: 0 HR: 0 S: 8 P: 8	ERA: 0.00 WHIP: 0.000	IP: 1.0 WLS: 1.0 BF: 3.0 ERA: 3.14	WLS: 1.0 BF: 3.0 ERA: 3.14	H: 0 R: 0 ER: 0 SO: 0	BB: 0 IBB: 0 HBP: 0 BLK: 0	WP: 0 HR: 0 S: 7 P: 8	ERA: 0.00 WHIP: 0.000	IP: 1.0 WLS: 1.0 BF: 3.0 ERA: 3.14	WLS: 1.0 BF: 3.0 ERA: 3.14	H: 0 R: 0 ER: 0 SO: 0	BB: 0 IBB: 0 HBP: 0 BLK: 0	WP: 0 HR: 0 S: 7 P: 8	ERA: 0.00 WHIP: 0.000	IP: 1.0 WLS: 1.0 BF: 3.0 ERA: 3.14	WLS: 1.0 BF: 3.0 ERA: 3.14	H: 0 R: 0 ER: 0 SO: 0	BB: 0 IBB: 0 HBP: 0 BLK: 0	WP: 0 HR: 0 S: 7 P: 8	ERA: 0.00 WHIP: 0.000
48 Philippe Aumont, R ERA: 1.0	IP: 1.0 WLS: 1.0 BF: 3.0 ERA: 1.0	WLS: 1.0 BF: 3.0 ERA: 1.0	H: 0 R: 0 ER: 0 SO: 1	BB: 0 IBB: 0 HBP: 0 BLK: 0	WP: 0 HR: 0 S: 8 P: 12	ERA: 0.00 WHIP: 0.000	IP: 1.0 WLS: 1.0 BF: 3.0 ERA: 3.14	WLS: 1.0 BF: 3.0 ERA: 3.14	H: 0 R: 0 ER: 0 SO: 0	BB: 0 IBB: 0 HBP: 0 BLK: 0	WP: 0 HR: 0 S: 8 P: 8	ERA: 0.00 WHIP: 0.000	IP: 1.0 WLS: 1.0 BF: 3.0 ERA: 3.14	WLS: 1.0 BF: 3.0 ERA: 3.14	H: 0 R: 0 ER: 0 SO: 0	BB:														


Batter	1	2	3	4	5	6	7	8	9	AB	R	H	RBI	BB	SO	LOB	TOP			
1 Steve Lombardozzi, S OBP: 0.330, SLG: 0.564										4	0	1	2	0	0	1	Washington Nationals @ Philadelphia Phillies Citizens Bank Park, Philadelphia, PA Sat Aug 25 2012, 7:08 PM - 9:47 PM EDT Att: 44,256 - Cloudy - 78 F			
34 Bryce Harper, L OBP: 0.322, SLG: 0.415										4	0	1	0	0	1	2				
11 Ryan Zimmerman, R (1,5)										4	0	0	0	0	2	1				
25 Adam LaRoche, L OBP: 0.333, SLG: 0.478										4	0	0	0	0	2	0				
28 Jayson Werth, R OBP: 0.394, SLG: 0.457										4	0	1	0	0	3	0				
2 Roger Bernadina, L OBP: 0.385, SLG: 0.399										3	0	1	0	1	0	1				
8 Danny Espinosa, S (1,6)										4	1	2	0	0	2	1				
24 Kurt Suzuki, R OBP: 0.249, SLG: 0.277										2	1	1	0	0	0	0				
47 Gio González, R OBP: 0.132, SLG: 0.196										2	0	0	0	0	1	3				
18 Chad Tracy, L (7,PH) OBP: 0.343, SLG: 0.500										1	0	0	0	0	0	1				
52 Ryan Mattheus, R (7,1)										0	0	0	0	0	0	0				
17 Sean Burnett, L (8,1)										0	0	0	0	0	0	0				
Inning Stats	R: 0 E: 0 K: 0 S: 9	H: 0 LOB: 0 BB: 0 P: 11	R: 0 E: 0 K: 3 S: 14	H: 0 LOB: 1 BB: 1 P: 19	R: 0 E: 0 K: 1 S: 6	H: 0 LOB: 0 BB: 0 P: 6	R: 0 E: 0 K: 0 S: 9	H: 1 LOB: 0 BB: 0 P: 11	R: 2 E: 0 K: 1 S: 24	H: 4 LOB: 2 BB: 0 P: 30	R: 0 E: 0 K: 1 S: 10	H: 1 LOB: 1 BB: 0 P: 12	R: 0 E: 0 K: 0 S: 14	H: 0 LOB: 0 BB: 0 P: 16	R: 0 E: 0 K: 3 S: 13	H: 0 LOB: 0 BB: 0 P: 19	1B: 7 2B: 1 3B: 0 HR: 0	SF: 0 SAC: 1 DP: 1 HBP: 0	WP: 0 PB: 0 SB: 1 CS: 0	PA: 34
PITCHER	IP WLS BF H R ER SO BB IBB HBP BLK WP HR S P ERA WHIP	IP WLS BF H R ER SO BB IBB HBP BLK WP HR S P ERA WHIP	IP WLS BF H R ER SO BB IBB HBP BLK WP HR S P ERA WHIP	IP WLS BF H R ER SO BB IBB HBP BLK WP HR S P ERA WHIP	IP WLS BF H R ER SO BB IBB HBP BLK WP HR S P ERA WHIP	IP WLS BF H R ER SO BB IBB HBP BLK WP HR S P ERA WHIP	IP WLS BF H R ER SO BB IBB HBP BLK WP HR S P ERA WHIP	IP WLS BF H R ER SO BB IBB HBP BLK WP HR S P ERA WHIP	IP WLS BF H R ER SO BB IBB HBP BLK WP HR S P ERA WHIP	IP WLS BF H R ER SO BB IBB HBP BLK WP HR S P ERA WHIP	IP WLS BF H R ER SO BB IBB HBP BLK WP HR S P ERA WHIP	IP WLS BF H R ER SO BB IBB HBP BLK WP HR S P ERA WHIP	IP WLS BF H R ER SO BB IBB HBP BLK WP HR S P ERA WHIP	IP WLS BF H R ER SO BB IBB HBP BLK WP HR S P ERA WHIP	IP WLS BF H R ER SO BB IBB HBP BLK WP HR S P ERA WHIP	IP WLS BF H R ER SO BB IBB HBP BLK WP HR S P ERA WHIP	IP WLS BF H R ER SO BB IBB HBP BLK WP HR S P ERA WHIP			

AB	32
R	2
H	7
RBI	2
BB	1
SO	11
LOB	10



Batter	1	2	3	4	5	6	7	8	9	AB	R	H	RBI	BB	SO	LOB	BOTTOM			
11 Jimmy Rollins, S (1,6)										2	1	1	0	2	0	0	Washington Nationals @ Philadelphia Phillies Citizens Bank Park, Philadelphia, PA Sat Aug 25 2012, 7:08 PM - 9:47 PM EDT Att: 44,256 - Cloudy - 78 F			
28 Kevin Frandsen, R (1,5)										3	1	1	0	0	2	1				
26 Chase Utley, L (1,4)										3	1	1	1	0	0	2				
6 Ryan Howard, L (1,3)										4	0	0	0	0	1	5				
15 John Mayberry Jr., R (1,8)										3	1	2	3	0	0	0				
31 Erik Kratz, R (1,2)										4	0	1	0	0	2	2				
10 Juan Pierre, L (1,7)										3	0	0	0	0	1	2				
24 Ty Wigginton, R (8,PH)										1	0	0	0	0	1	1				
58 Jonathan Papelbon, R (9,1)										0	0	0	0	0	0	0				
7 Michael Martinez, S (1,9)										3	0	0	0	0	1	0				
34 Roy Halladay, R (1,1)										2	0	0	0	0	2	0				
9 Domonic Brown, L (7,PH)										1	0	0	0	0	1	0				
37 Antonio Bastardo, R (8,1)										0	0	0	0	0	0	0				
19 Laynce Nix, L (9,7)										0	0	0	0	0	0	0				
Inning Stats	R: 2 E: 0 K: 1 S: 18	H: 3 LOB: 2 BB: 1 P: 31	R: 0 E: 0 K: 2 S: 9	H: 1 LOB: 0 BB: 0 P: 12	R: 0 E: 0 K: 0 S: 13	H: 0 LOB: 0 BB: 0 P: 18	R: 0 E: 0 K: 1 S: 7	H: 0 LOB: 0 BB: 0 P: 9	R: 0 E: 0 K: 1 S: 13	H: 0 LOB: 2 BB: 1 P: 23	R: 1 E: 0 K: 2 S: 10	H: 1 LOB: 0 BB: 0 P: 11	R: 0 E: 0 K: 2 S: 8	H: 0 LOB: 0 BB: 0 P: 9	R: 1 E: 0 K: 2 S: 11	H: 1 LOB: 1 BB: 0 P: 19	1B: 5 2B: 0 3B: 0 HR: 1	SF: 1 SAC: 0 DP: 0 HBP: 2	WP: 1 PB: 0 SB: 3 CS: 0	PA: 34
PITCHER	IP WLS BF H R ER SO BB IBB HBP BLK WP HR S P ERA WHIP	IP WLS BF H R ER SO BB IBB HBP BLK WP HR S P ERA WHIP	IP WLS BF H R ER SO BB IBB HBP BLK WP HR S P ERA WHIP	IP WLS BF H R ER SO BB IBB HBP BLK WP HR S P ERA WHIP	IP WLS BF H R ER SO BB IBB HBP BLK WP HR S P ERA WHIP	IP WLS BF H R ER SO BB IBB HBP BLK WP HR S P ERA WHIP	IP WLS BF H R ER SO BB IBB HBP BLK WP HR S P ERA WHIP	IP WLS BF H R ER SO BB IBB HBP BLK WP HR S P ERA WHIP	IP WLS BF H R ER SO BB IBB HBP BLK WP HR S P ERA WHIP	IP WLS BF H R ER SO BB IBB HBP BLK WP HR S P ERA WHIP	IP WLS BF H R ER SO BB IBB HBP BLK WP HR S P ERA WHIP	IP WLS BF H R ER SO BB IBB HBP BLK WP HR S P ERA WHIP	IP WLS BF H R ER SO BB IBB HBP BLK WP HR S P ERA WHIP	IP WLS BF H R ER SO BB IBB HBP BLK WP HR S P ERA WHIP	IP WLS BF H R ER SO BB IBB HBP BLK WP HR S P ERA WHIP	IP WLS BF H R ER SO BB IBB HBP BLK WP HR S P ERA WHIP	IP WLS BF H R ER SO BB IBB HBP BLK WP HR S P ERA WHIP			

AB	29
R	4
H	6
RBI	4
BB	2
SO	11
LOB	13



Batter	1	2	3	4	5	6	7	8	9	AB	R	H	RBI	BB	SO	LOB	TOP						
11 Rubén Tejada, R OBP: 0.340, SLG: 0.370										5	0	0	0	0	2	3							
28 Daniel Murphy, L OBP: 0.327, SLG: 0.397										5	0	1	0	0	1	2							
5 David Wright, R OBP: 0.408, SLG: 0.511										5	0	0	0	0	1	1							
29 Ike Davis, L OBP: 0.296, SLG: 0.447										4	1	2	0	0	0	0							
21 Lucas Duda, L OBP: 0.338, SLG: 0.399										4	1	2	2	0	0	2							
44 Jason Bay, R OBP: 0.236, SLG: 0.278										0	0	0	0	0	0	0							
12 Scott Hairston, R OBP: 0.315, SLG: 0.510										3	1	1	0	1	1	1							
56 Andres Torres, S OBP: 0.331, SLG: 0.321										0	0	0	0	0	0	0							
23 Mike Baxter, L OBP: 0.395, SLG: 0.433										2	0	0	0	1	1	1							
6 Kelly Shoppach, R OBP: 0.341, SLG: 0.491										3	0	1	0	1	2	4							
33 Matt Harvey, R OBP: 0.462, SLG: 0.615										2	0	1	1	0	1	2							
66 Josh Edgin, R										0	0	0	0	0	0	0							
Justin Turner, R										1	0	0	0	0	0	2							
73 Robert Carson, L										0	0	0	0	0	0	0							
60 Jon Rauch, R										0	0	0	0	0	0	0							
48 Frank Francisco, R										0	0	0	0	0	0	0							
Inning Stats	R: 0 E: 0 K: 0 S: 9	H: 2 LOB: 2 BB: 0 P: 13	R: 1 E: 0 K: 2 S: 15	H: 2 LOB: 2 BB: 0 P: 22	R: 2 E: 0 K: 2 S: 20	H: 2 LOB: 2 BB: 2 P: 31	R: 0 E: 0 K: 0 S: 7	H: 0 LOB: 0 BB: 0 P: 9	R: 0 E: 0 K: 0 S: 11	H: 0 LOB: 0 BB: 0 P: 16	R: 0 E: 0 K: 1 S: 9	H: 1 LOB: 1 BB: 0 P: 11	R: 0 E: 0 K: 1 S: 5	H: 0 LOB: 0 BB: 0 P: 6	R: 0 E: 0 K: 2 S: 12	H: 1 LOB: 2 BB: 1 P: 22	R: 0 E: 0 K: 1 S: 6	H: 0 LOB: 0 BB: 0 P: 9	1B: 6 2B: 1 3B: 0 HR: 1	SF: 0 SAC: 1 DP: 0 HBP: 1	WP: 0 PB: 0 SB: 1 CS: 0	PA: 39	
PITCHER	IP WLS BF H R ER SO BB IBB HBP BLK WP HR S P ERA WHIP	IP WLS BF H R ER SO BB IBB HBP BLK WP HR S P ERA WHIP	IP WLS BF H R ER SO BB IBB HBP BLK WP HR S P ERA WHIP	IP WLS BF H R ER SO BB IBB HBP BLK WP HR S P ERA WHIP	IP WLS BF H R ER SO BB IBB HBP BLK WP HR S P ERA WHIP	IP WLS BF H R ER SO BB IBB HBP BLK WP HR S P ERA WHIP	IP WLS BF H R ER SO BB IBB HBP BLK WP HR S P ERA WHIP	IP WLS BF H R ER SO BB IBB HBP BLK WP HR S P ERA WHIP	IP WLS BF H R ER SO BB IBB HBP BLK WP HR S P ERA WHIP	IP WLS BF H R ER SO BB IBB HBP BLK WP HR S P ERA WHIP	IP WLS BF H R ER SO BB IBB HBP BLK WP HR S P ERA WHIP	IP WLS BF H R ER SO BB IBB HBP BLK WP HR S P ERA WHIP	IP WLS BF H R ER SO BB IBB HBP BLK WP HR S P ERA WHIP	IP WLS BF H R ER SO BB IBB HBP BLK WP HR S P ERA WHIP	IP WLS BF H R ER SO BB IBB HBP BLK WP HR S P ERA WHIP	IP WLS BF H R ER SO BB IBB HBP BLK WP HR S P ERA WHIP	IP WLS BF H R ER SO BB IBB HBP BLK WP HR S P ERA WHIP	IP WLS BF H R ER SO BB IBB HBP BLK WP HR S P ERA WHIP	IP WLS BF H R ER SO BB IBB HBP BLK WP HR S P ERA WHIP	IP WLS BF H R ER SO BB IBB HBP BLK WP HR S P ERA WHIP	IP WLS BF H R ER SO BB IBB HBP BLK WP HR S P ERA WHIP	IP WLS BF H R ER SO BB IBB HBP BLK WP HR S P ERA WHIP	IP WLS BF H R ER SO BB IBB HBP BLK WP HR S P ERA WHIP

New York Mets @ Philadelphia Phillies
Citizens Bank Park, Philadelphia, PA
Wed Aug 29 2012, 7:06 PM - 10:04 PM EDT
Att: 42,882 - Partly Cloudy - 81 F

AB 34
R 3
H 8
RBI 3
BB 3
SO 9
LOB 18



Batter	1	2	3	4	5	6	7	8	9	AB	R	H	RBI	BB	SO	LOB	BOTTOM							
11 Jimmy Rollins, S OBP: 0.304, SLG: 0.406										4	0	1	1	0	2	1								
10 Juan Pierre, L OBP: 0.343, SLG: 0.363										4	1	2	0	0	0	2								
26 Chase Utley, L OBP: 0.365, SLG: 0.467										3	0	1	0	0	0	2								
6 Ryan Howard, L OBP: 0.318, SLG: 0.453										3	0	0	1	0	1	3								
15 John Mayberry Jr., R OBP: 0.282, SLG: 0.401										4	0	0	0	0	0	2								
19 Lance Nix, L OBP: 0.333, SLG: 0.438										4	0	1	0	0	3	0								
28 Kevin Frandsen, R OBP: 0.387, SLG: 0.402										4	1	1	0	0	0	1								
31 Erik Kratz, R OBP: 0.333, SLG: 0.598										4	0	0	0	0	2	2								
50 Tyler Cloyd, R										0	0	0	0	2	0	0								
47 Jeremy Horst, L										0	0	0	0	0	0	0								
27 Placido Polanco, R										1	0	0	0	0	0	0								
37 Antonio Bastardo, R										0	0	0	0	0	0	0								
48 Philippe Aumont, L										0	0	0	0	0	0	0								
43 Josh Lindblom, R										0	0	0	0	0	0	0								
Inning Stats	R: 1 E: 0 K: 1 S: 12	H: 2 LOB: 1 BB: 0 P: 15	R: 1 E: 0 K: 1 S: 10	H: 2 LOB: 1 BB: 1 P: 18	R: 0 E: 0 K: 1 S: 5	H: 0 LOB: 0 BB: 0 P: 8	R: 0 E: 0 K: 1 S: 12	H: 0 LOB: 0 BB: 0 P: 15	R: 0 E: 0 K: 1 S: 15	H: 1 LOB: 2 BB: 1 P: 25	R: 0 E: 0 K: 1 S: 13	H: 1 LOB: 1 BB: 0 P: 16	R: 0 E: 0 K: 0 S: 5	H: 0 LOB: 0 BB: 0 P: 7	R: 0 E: 0 K: 0 S: 7	H: 0 LOB: 0 BB: 0 P: 10	R: 0 E: 0 K: 2 S: 9	H: 0 LOB: 0 BB: 0 P: 12	1B: 4 2B: 2 3B: 0 HR: 0	SF: 1 SAC: 0 DP: 1 HBP: 1	WP: 0 PB: 0 SB: 0 CS: 0	PA: 35		
PITCHER	IP WLS BF H R ER SO BB IBB HBP BLK WP HR S P ERA WHIP	IP WLS BF H R ER SO BB IBB HBP BLK WP HR S P ERA WHIP	IP WLS BF H R ER SO BB IBB HBP BLK WP HR S P ERA WHIP	IP WLS BF H R ER SO BB IBB HBP BLK WP HR S P ERA WHIP	IP WLS BF H R ER SO BB IBB HBP BLK WP HR S P ERA WHIP	IP WLS BF H R ER SO BB IBB HBP BLK WP HR S P ERA WHIP	IP WLS BF H R ER SO BB IBB HBP BLK WP HR S P ERA WHIP	IP WLS BF H R ER SO BB IBB HBP BLK WP HR S P ERA WHIP	IP WLS BF H R ER SO BB IBB HBP BLK WP HR S P ERA WHIP	IP WLS BF H R ER SO BB IBB HBP BLK WP HR S P ERA WHIP	IP WLS BF H R ER SO BB IBB HBP BLK WP HR S P ERA WHIP	IP WLS BF H R ER SO BB IBB HBP BLK WP HR S P ERA WHIP	IP WLS BF H R ER SO BB IBB HBP BLK WP HR S P ERA WHIP	IP WLS BF H R ER SO BB IBB HBP BLK WP HR S P ERA WHIP	IP WLS BF H R ER SO BB IBB HBP BLK WP HR S P ERA WHIP	IP WLS BF H R ER SO BB IBB HBP BLK WP HR S P ERA WHIP	IP WLS BF H R ER SO BB IBB HBP BLK WP HR S P ERA WHIP	IP WLS BF H R ER SO BB IBB HBP BLK WP HR S P ERA WHIP	IP WLS BF H R ER SO BB IBB HBP BLK WP HR S P ERA WHIP	IP WLS BF H R ER SO BB IBB HBP BLK WP HR S P ERA WHIP	IP WLS BF H R ER SO BB IBB HBP BLK WP HR S P ERA WHIP	IP WLS BF H R ER SO BB IBB HBP BLK WP HR S P ERA WHIP	IP WLS BF H R ER SO BB IBB HBP BLK WP HR S P ERA WHIP	IP WLS BF H R ER SO BB IBB HBP BLK WP HR S P ERA WHIP

New York Mets @ Philadelphia Phillies
Citizens Bank Park, Philadelphia, PA
Wed Aug 29 2012, 7:06 PM - 10:04 PM EDT
Att: 42,882 - Partly Cloudy - 81 F

AB 31
R 2
H 6
RBI 2
BB 2
SO 8
LOB 13




Batter	1	2	3	4	5	6	7	8	9	10	AB	R	H	RBI	BB	SO	LOB	TOP						
11 Jimmy Rollins, S OBP: 0.302, SLG: 0.405	F9		F8			F8			K		5	1	1	0	0	1	1							
28 Kevin Frandsen, R OBP: 0.405, SLG: 0.429	G1-3		K			FC6-4				G3-1	5	2	2	0	0	1	1							
26 Chase Utley, L OBP: 0.358, SLG: 0.451	L7				F8					G3-1	5	1	1	0	0	1	2							
6 Ryan Howard, L OBP: 0.319, SLG: 0.464		HR			F8				K		4	2	2	3	1	1	0							
24 Ty Wigginton, R OBP: 0.326, SLG: 0.375		G5-3			G5-3																			
10 Juan Pierre, L OBP: 0.342, SLG: 0.362						SF7																		
15 John Mayberry Jr., R OBP: 0.284, SLG: 0.420																								
31 Erik Kratz, R OBP: 0.343, SLG: 0.624																								
7 Michael Martinez, S OBP: 0.173, SLG: 0.211																								
9 Dominic Brown, L OBP: 0.327, SLG: 0.352																								
43 Josh Lindblom, R OBP: 0.196, SLG: 0.235																								
58 Jonathan Papelbon, R OBP: 0.327, SLG: 0.429																								
34 Roy Halladay, R OBP: 0.146, SLG: 0.140																								
47 Jeremy Horst, L OBP: 0.303, SLG: 0.375																								
27 Placido Polanco, R OBP: 0.303, SLG: 0.375																								
37 Antonio Bastardo, L OBP: 0.196, SLG: 0.235																								
48 Philippe Aumont, L OBP: 0.327, SLG: 0.429																								
19 Laynce Nix, L OBP: 0.327, SLG: 0.429																								
Inning Stats	R: 0 E: 0 K: 0 S: 5	H: 0 LOB: 0 BB: 0 P: 8	R: 1 E: 0 K: 0 S: 7	H: 3 LOB: 1 BB: 0 P: 12	R: 0 E: 0 K: 2 S: 11	H: 0 LOB: 0 BB: 0 P: 15	R: 0 E: 0 K: 1 S: 9	H: 0 LOB: 1 BB: 1 P: 17	R: 3 E: 0 K: 1 S: 15	H: 4 LOB: 2 BB: 1 P: 26	R: 0 E: 0 K: 1 S: 9	H: 1 LOB: 1 BB: 0 P: 16	R: 0 E: 0 K: 2 S: 9	H: 1 LOB: 1 BB: 0 P: 12	R: 1 E: 0 K: 2 S: 13	H: 1 LOB: 0 BB: 0 P: 14	R: 3 E: 0 K: 2 S: 14	H: 3 LOB: 1 BB: 1 P: 22	1B: 10 2B: 0 3B: 0 HR: 3	SF: 1 SAC: 0 DP: 1 HBP: 0	WP: 1 PB: 0 SB: 0 CS: 1	PA: 45		
PITCHER	IP 5.0	WLS 2	BF 22	H 7	R 4	ER 4	SO 3	BB 1	IBB 0	HBP 0	BLK 0	WP 0	HR 1	S 44	P 71	ERA 7.20	WHIP 1.600							
36 Mike Minor, L ERA: 4.79																								
32 Chad Durbin, R ERA: 3.10																								
39 Jonny Venters, L ERA: 3.47																								
34 Eric O'Flaherty, L ERA: 2.12																								
46 Craig Kimbrel, R ERA: 1.20																								

Philadelphia Phillies @ Atlanta Braves
Turner Field, Atlanta, GA
Fri Aug 31 2012, 7:37 PM - 10:57 PM EDT
Att: 31,203 - Partly Cloudy - 83 F

livebaseballscorecards.com

AB 40
R 8
H 13
RBI 8
BB 3
SO 11
LOB 17

WP: 1 PA: 45
PB: 0
SB: 0
CS: 1




Batter	1	2	3	4	5	6	7	8	9	10	AB	R	H	RBI	BB	SO	LOB	BOTTOM						
24 Michael Bourn, L OBP: 0.348, SLG: 0.409	10 CS		L3			K			E6		5	0	1	0	0	2	3							
14 Martin Prado, R OBP: 0.357, SLG: 0.434			G6-3						L3		4	1	2	2	1	0	2							
22 Jason Heyward, L OBP: 0.343, SLG: 0.495			F8			P6			F7		5	0	0	0	0	0	4							
10 Chipper Jones, S OBP: 0.362, SLG: 0.495			K						K		3	1	0	0	2	3	2							
5 Freddie Freeman, L OBP: 0.347, SLG: 0.472											3	1	2	2	2	1	0							
16 Brian McCann, L OBP: 0.303, SLG: 0.406											5	0	0	0	0	0	4							
26 Dan Uggla, R OBP: 0.340, SLG: 0.374											5	0	0	0	0	0	4							
4 Paul Janish, R OBP: 0.277, SLG: 0.258											5	1	1	1	0	2	3							
38 Mike Minor, R ERA: 4.02																								
32 Chad Durbin, R ERA: 3.10																								
39 Jonny Venters, L ERA: 3.47																								
34 Eric O'Flaherty, L ERA: 2.12																								
46 Craig Kimbrel, R ERA: 1.20																								
19 Laynce Nix, L OBP: 0.327, SLG: 0.429																								
Inning Stats	R: 0 E: 0 K: 1 S: 9	H: 2 LOB: 2 BB: 0 P: 14	R: 0 E: 0 K: 0 S: 7	H: 1 LOB: 2 BB: 1 P: 12	R: 0 E: 0 K: 0 S: 5	H: 0 LOB: 0 BB: 0 P: 7	R: 0 E: 0 K: 1 S: 15	H: 1 LOB: 2 BB: 2 P: 24	R: 4 E: 0 K: 1 S: 17	H: 3 LOB: 0 BB: 1 P: 26	R: 1 E: 0 K: 1 S: 12	H: 1 LOB: 1 BB: 2 P: 23	R: 0 E: 0 K: 2 S: 10	H: 0 LOB: 0 BB: 0 P: 14	R: 0 E: 1 K: 1 S: 11	H: 1 LOB: 2 BB: 0 P: 13	R: 0 E: 0 K: 1 S: 7	H: 0 LOB: 1 BB: 1 P: 16	R: 0 E: 0 K: 2 S: 12	H: 0 LOB: 0 BB: 0 P: 18	1B: 5 2B: 2 3B: 0 HR: 3	SF: 0 SAC: 0 DP: 1 HBP: 0	WP: 1 PB: 0 SB: 0 CS: 1	PA: 45
PITCHER	IP 4.2	WLS 2	BF 23	H 7	R 4	ER 4	SO 3	BB 4	IBB 0	HBP 0	BLK 0	WP 0	HR 2	S 81	P 77	ERA 7.71	WHIP 2.357							
34 Roy Halladay, R ERA: 4.02																								
47 Jeremy Horst, L ERA: 1.20																								
37 Antonio Bastardo, L ERA: 5.01																								
48 Philippe Aumont, R ERA: 3.58																								
43 Josh Lindblom, R ERA: 3.58																								

Philadelphia Phillies @ Atlanta Braves
Turner Field, Atlanta, GA
Fri Aug 31 2012, 7:37 PM - 10:57 PM EDT
Att: 31,203 - Partly Cloudy - 83 F

livebaseballscorecards.com

AB 38
R 5
H 9
RBI 5
BB 7
SO 10
LOB 21



Batter	1	2	3	4	5	6	7	8	9	AB	R	H	RBI	BB	SO	LOB	TOP					
11 Jimmy Rollins, S OBP: 0.305, SLG: 0.412	1-1 FC4 10 1B		1-0 HR		0-1 G4-3	0-1 P3		1-0 26 S 1B		5	1	3	1	0	0	3	Philadelphia Phillies @ Atlanta Braves Turner Field, Atlanta, GA Sat Sep 01 2012, 4:08 PM - 7:12 PM EDT Att: 44,749 - Cloudy - 90 F					
10 Juan Pierre, L OBP: 0.342, SLG: 0.362 24 Ty Wigginton, R OBP: 0.363, SLG: 0.373 22 Nate Schierholz, L OBP: 0.313, SLG: 0.404	0-2 FC4 15 1B		1-0 L3		0-2 26 2B	1-1 FC5-4		0-1 P3		3	2	1	0	0	0	1						
26 Chase Utley, L OBP: 0.355, SLG: 0.449	2-0 F8		0-1 G4-3		1-1 2B	1-1 G4-3		2-3 K		5	0	1	1	0	1	4						
6 Ryan Howard, L OBP: 0.332, SLG: 0.464	0-1 15 1B		4-2 BB		4-0 IBB		1-0 G6-3		4-0 IBB		2	0	1	0	3	0						
15 John Mayberry Jr., R OBP: 0.293, SLG: 0.416	0-1 1-2 1B		3-2 G6-3		1-2 F9		2-1 G4-3		0-1 G5-3		5	0	1	1	0	0		5				
19 Lance Nix, L OBP: 0.325, SLG: 0.422	3-3 K		1-3 K		2-2 31 1B 28 1B 33 BB		0-1 G3-1				4	1	1	0	0	2		2				
28 Kevin Frandsen, R OBP: 0.400, SLG: 0.422	2-0 F7		2-2 G6-3		2-0 33 BB 24 FC5-4 31 1B		0-0 G4-3				4	1	1	0	0	0		0				
31 Erik Kratz, R OBP: 0.339, SLG: 0.608	1-3 K		0-0 G5-3		0-1 24 FC5-4 33 BB		3-2 G1-6-3				4	0	1	0	0	1		0				
33 Cliff Lee, L OBP: 0.204, SLG: 0.226 9 Dominic Brown, L OBP: 0.334, SLG: 0.358 53 B.J. Rosenberg, R 37 Antonio Bastardo, R	1-2 G4-3		1-2 G4-3		0-0 G4-3		4-2 24 FC5-4 BB		1-0 G3		2	0	0	1	1	0		0				
Inning Stats	R: 1 H: 3 E: 0 K: 1 S: 13	P: 19	R: 0 H: 0 E: 0 K: 1 S: 8	P: 12	R: 1 H: 1 E: 0 K: 0 S: 9	P: 18	R: 0 H: 0 E: 0 K: 1 S: 11	P: 14	R: 1 H: 2 E: 0 K: 0 S: 12	P: 18	R: 0 H: 0 E: 0 K: 0 S: 5	P: 8	R: 0 H: 0 E: 0 K: 0 S: 5	P: 9	R: 0 H: 1 E: 0 K: 1 S: 8	P: 15		1B: 8 2B: 1 3B: 0 HR: 1	SF: 0 SAC: 0 DP: 0 HBP: 0	WP: 0 PB: 0 SB: 1 CS: 1	PA: 41	
PITCHER	IP WLS BF H R ER SO	ERA WHIP	BB IBB HBP BLK	WP HR S P	ERA WHIP	PITCHER										IP WLS BF H R ER SO	BB IBB HBP BLK	WP HR S P	ERA WHIP			
15 Tim Hudson, R ERA: 3.76	5.0 L	27	9 5 5 3	2 1 0 0	0 0 0 0	0 0 10 16	9.00 2.200															
43 Luis Avilan, L ERA: 2.29	2.0	6	0 0 0 0	0 0 0 0	0 0 0 0	0 0 5 9	0.00 0.000															
58 Peter Moylan, R ERA:	1.0	3	0 0 0 0	0 0 0 0	0 0 0 0	0 0 8 15	0.00 1.000															
52 Miguel Batista, R ERA: 4.81	1.0	5	1 0 0 1	0 1 0 0	0 0 0 0	0 0 8 15	0.00 1.000															

AB	37
R	5
H	10
RBI	5
BB	4
SO	4
LOB	18



Batter	1	2	3	4	5	6	7	8	9	AB	R	H	RBI	BB	SO	LOB	BOTTOM					
14 Martin Prado, R OBP: 0.356, SLG: 0.438	1-2 P6		1-3 K			0-2 G5-3		2-2 HR		4	1	1	1	0	1	0	Philadelphia Phillies @ Atlanta Braves Turner Field, Atlanta, GA Sat Sep 01 2012, 4:08 PM - 7:12 PM EDT Att: 44,749 - Cloudy - 90 F					
11 Reed Johnson, R OBP: 0.345, SLG: 0.420	0-2 G4-3				0-1 F9		3-1 G4-3		0-1 L6		4	0	0	0	0	0						
22 Jason Heyward, L OBP: 0.343, SLG: 0.493	1-0 P5				0-1 G4-3		0-0 5 BB 10 1B		2-3 K		4	0	1	0	0	1		0				
10 Chipper Jones, S OBP: 0.384, SLG: 0.495		3-2 G6-3			0-0 5 1B		0-0 5 BB		2-3 K		4	0	2	0	0	1		0				
5 Freddie Freeman, L OBP: 0.350, SLG: 0.473		1-1 16 FC3-6 1B			0-0 1-3 1B		4-2 BB		1-3 K		3	0	2	0	1	1		0				
16 Brian McCann, L OBP: 0.300, SLG: 0.402		0-0 FC3-6			3-1 F8		1-0 P6		2-1 G4-3		4	0	0	0	0	0		6				
26 Dan Uggla, R OBP: 0.340, SLG: 0.373		1-3 K			1-1 G5-3		0-3 K		0-2 E1 1B		4	0	1	0	0	2		1				
4 Paul Janish, R OBP: 0.271, SLG: 0.252			1-2 P1		2-1 G4-3		2-2 P6		2-3 K		4	0	0	0	0	1		1				
15 Tim Hudson, R OBP: 0.260, SLG: 0.267 43 Luis Avilan, L OBP: 0.333, SLG: 0.333 2 Jeff Baker, R OBP: 0.291, SLG: 0.406 58 Peter Moylan, R 52 Miguel Batista, R			0-0 G4-3		1-3 K		0-2 K				2	0	0	0	0	1		0				
Inning Stats	R: 0 H: 0 E: 0 K: 0 S: 9	P: 11	R: 0 H: 1 E: 0 K: 1 S: 10	P: 15	R: 0 H: 0 E: 0 K: 1 S: 8	P: 10	R: 0 H: 2 E: 0 K: 0 S: 8	P: 11	R: 0 H: 0 E: 0 K: 1 S: 8	P: 12	R: 0 H: 2 E: 0 K: 2 S: 14	P: 16	R: 1 H: 1 E: 0 K: 2 S: 15	P: 21	R: 0 H: 1 E: 1 K: 2 S: 13	P: 18		1B: 6 2B: 0 3B: 0 HR: 1	SF: 0 SAC: 0 DP: 0 HBP: 0	WP: 0 PB: 0 SB: 0 CS: 0	PA: 35	
PITCHER	IP WLS BF H R ER SO	ERA WHIP	BB IBB HBP BLK	WP HR S P	ERA WHIP	PITCHER										IP WLS BF H R ER SO	BB IBB HBP BLK	WP HR S P	ERA WHIP			
33 Cliff Lee, L ERA: 3.52	7.0 W	27	5 1 0 0	0 0 0 0	0 0 0 0	0 0 6 8	0.00 0.857															
53 B.J. Rosenberg, R ERA: 13.09	0.1	2	1 1 1 0	0 0 0 0	0 0 0 0	0 0 1 6	27.00 3.000															
37 Antonio Bastardo, L ERA: 4.81	1.2	6	1 0 0 4	0 0 0 0	0 0 0 0	0 0 22 31	0.00 0.600															

AB	34
R	1
H	7
RBI	1
BB	1
SO	9
LOB	8



Batter	1	2	3	4	5	6	7	8	9	AB	R	H	RBI	BB	SO	LOB	TOP					
11 Jimmy Rollins, S OBP: 0.308, SLG: 0.415										4	0	2	0	1	1	2						
28 Kevin Frandsen, R OBP: 0.392, SLG: 0.408										4	1	0	0	1	0	5						
26 Chase Utley, L OBP: 0.351, SLG: 0.448										5	1	1	0	0	0	2						
6 Ryan Howard, L OBP: 0.328, SLG: 0.462										5	1	1	2	0	1	1						
24 Ty Wigginton, R OBP: 0.311, SLG: 0.372										1	2	0	0	3	1	0						
19 Laynce Nix, L OBP: 0.322, SLG: 0.417										1	0	0	0	0	1	0						
15 John Mayberry Jr., R OBP: 0.297, SLG: 0.422										5	2	3	0	0	0	0						
31 Erik Kratz, R OBP: 0.336, SLG: 0.604										4	0	1	3	0	2	4						
7 Michael Martinez, S OBP: 0.177, SLG: 0.203										3	0	0	0	1	0	1						
47 Jeremy Horst, L										0	0	0	0	0	0	0						
58 Jonathan Papelbon, R										0	0	0	0	0	0	0						
35 Cole Hamels, L OBP: 0.274, SLG: 0.322										3	0	1	2	0	1	1						
43 Josh Lindblom, R OBP: 0.312, SLG: 0.402										0	0	0	0	0	0	0						
22 Nate Schierholz, L OBP: 0.312, SLG: 0.402										1	0	0	0	0	0	0						
Inning Stats	R: 5 H: 5 E: 0 K: 1 S: 24	H: 5 LOB: 1 BB: 1 P: 41	R: 0 H: 0 E: 0 K: 0 S: 12	H: 0 LOB: 1 BB: 1 P: 19	R: 2 H: 2 E: 0 K: 2 S: 18	H: 2 LOB: 2 BB: 2 P: 32	R: 0 H: 1 E: 0 K: 1 S: 16	H: 1 LOB: 2 BB: 0 P: 24	R: 0 H: 1 E: 0 K: 0 S: 8	H: 1 LOB: 1 BB: 0 P: 13	R: 0 H: 0 E: 0 K: 1 S: 6	H: 0 LOB: 0 BB: 0 P: 10	R: 0 H: 0 E: 0 K: 0 S: 4	H: 0 LOB: 0 BB: 0 P: 7	R: 0 H: 0 E: 0 K: 0 S: 5	H: 0 LOB: 1 BB: 1 P: 10	R: 0 H: 0 E: 0 K: 2 S: 8	H: 0 LOB: 0 BB: 0 P: 14	1B: 3 2B: 6 3B: 0 HR: 0	SF: 0 SAC: 0 DP: 0 HBP: 0	WP: 0 PB: 0 SB: 0 CS: 0	PA: 42
PITCHER	IP: 2.0 WLS: 15 BF: 6 ERA: 3.79	WLS: 7 BF: 7 ERA: 4.19	H: 3 R: 0 ER: 0 SO: 1	H: 3 R: 0 ER: 0 SO: 3	BB: 1 IBB: 0 HBP: 0 BLK: 0	BB: 1 IBB: 0 HBP: 0 BLK: 0	WP: 0 HR: 0 S: 36 P: 57	ERA: 0.00 WHIP: 1.333	IP: 0.1 WLS: 1 BF: 1 ERA: 0.00	WLS: 0 BF: 0 ERA: 0.00	WLS: 0 BF: 0 ERA: 0.00	WLS: 0 BF: 0 ERA: 0.00	WLS: 0 BF: 0 ERA: 0.00	WLS: 0 BF: 0 ERA: 0.00	WLS: 0 BF: 0 ERA: 0.00	WLS: 0 BF: 0 ERA: 0.00	WLS: 0 BF: 0 ERA: 0.00	WLS: 0 BF: 0 ERA: 0.00	WP: 0 HR: 0 S: 2 P: 4	ERA: 0.00 WHIP: 0.000		

Philadelphia Phillies @ Atlanta Braves
Turner Field, Atlanta, GA
Sun Sep 02 2012, 5:07 PM - 8:34 PM EDT
Att: 36,394 - Cloudy - 83 F

AB 36
R 7
H 9
RBI 7
BB 6
SO 7
LOB 16

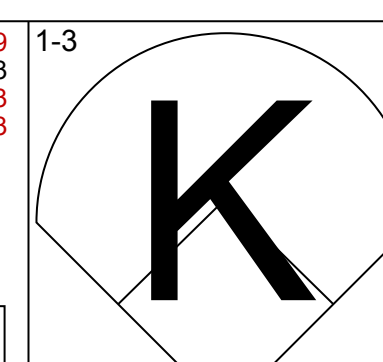
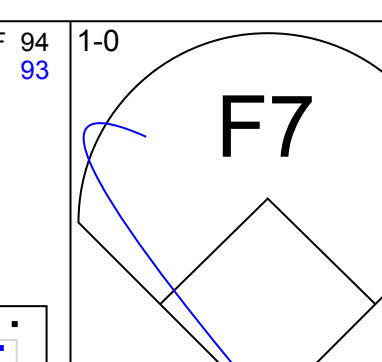
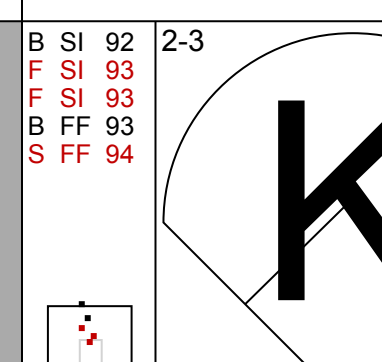
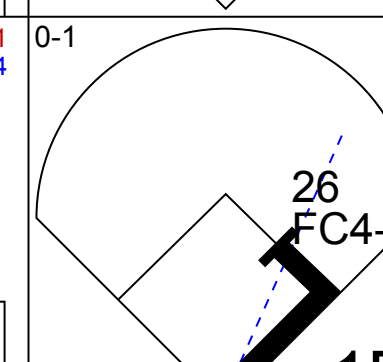
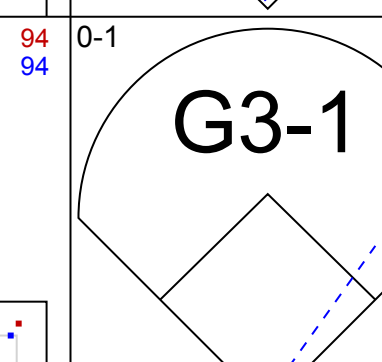
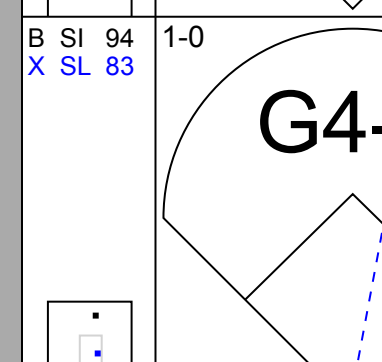
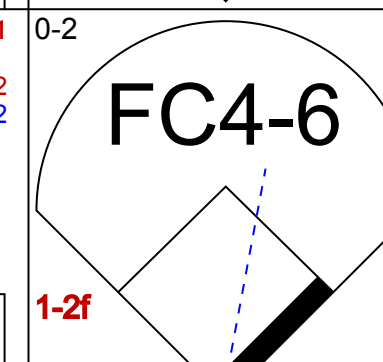
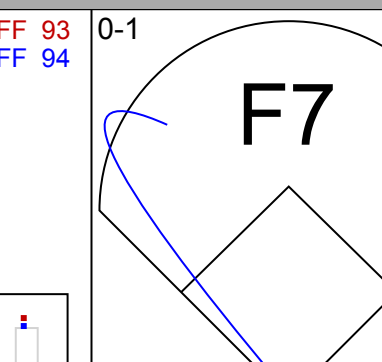
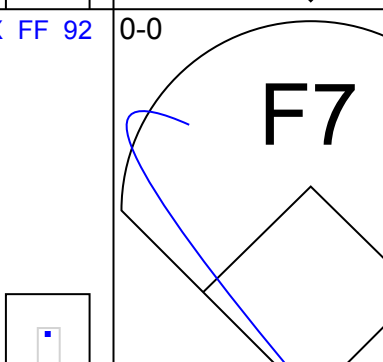
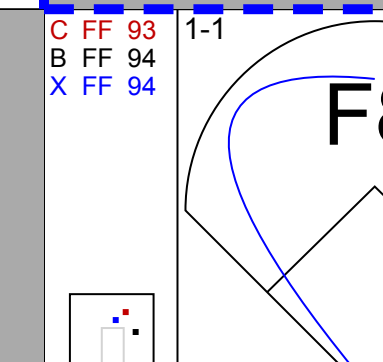
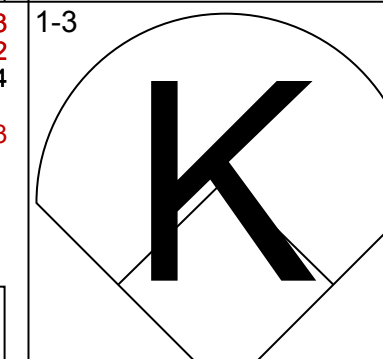
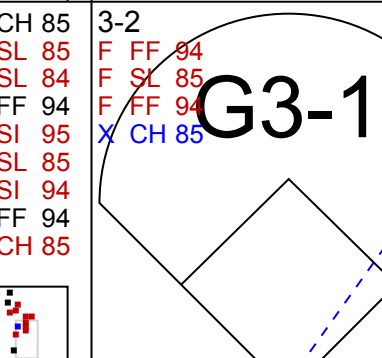
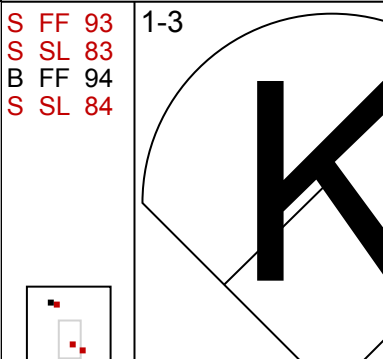
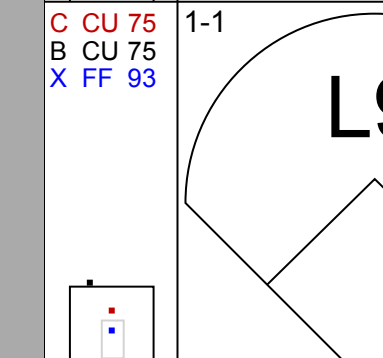
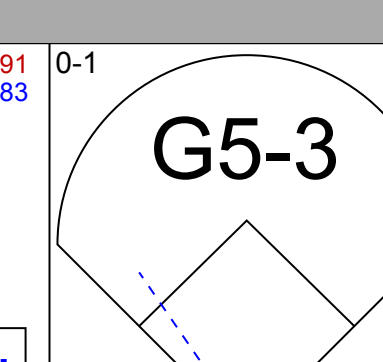
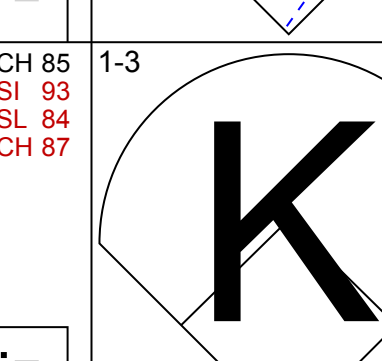
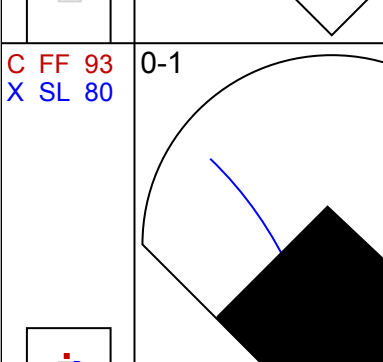
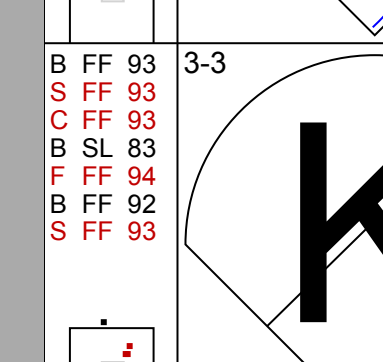
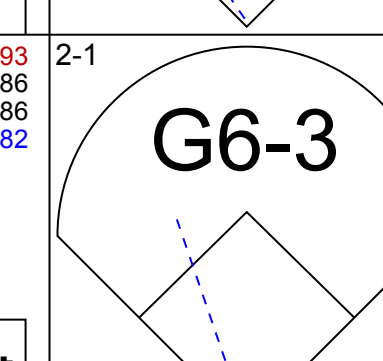
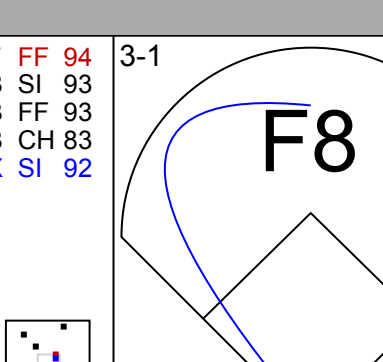
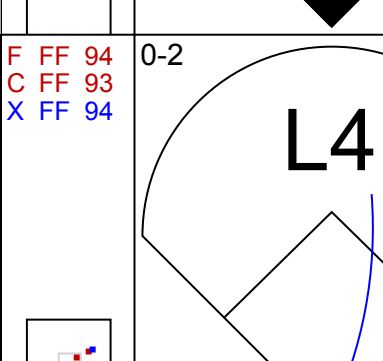
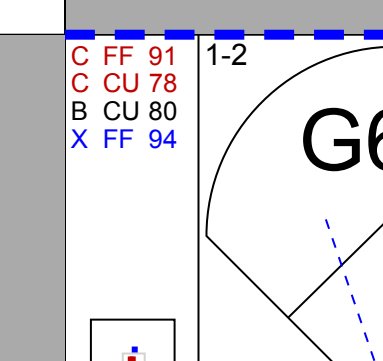
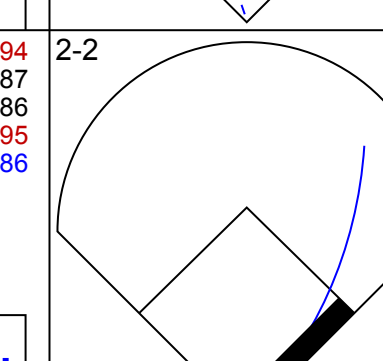
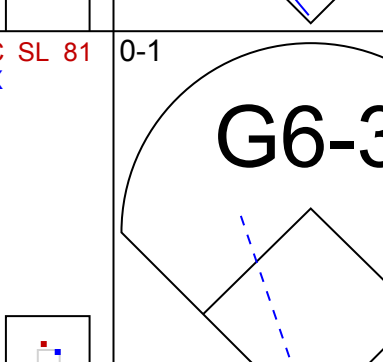
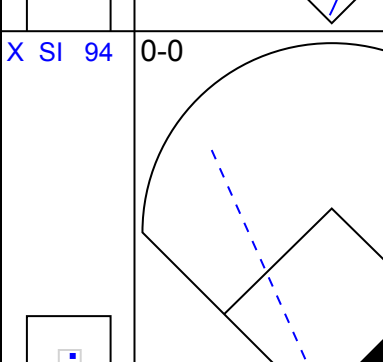
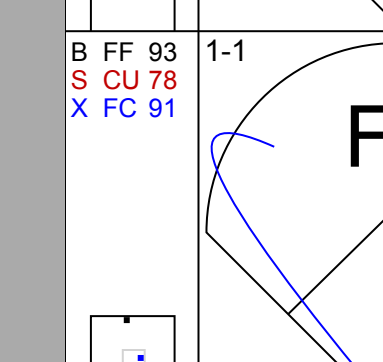
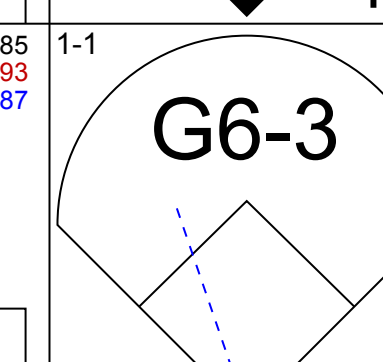
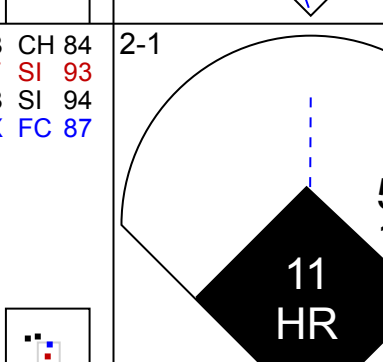
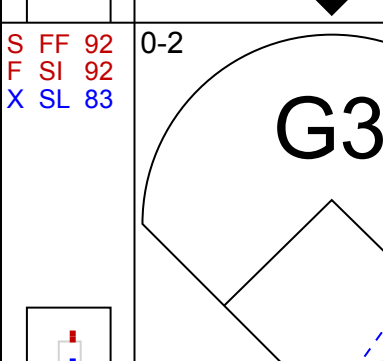
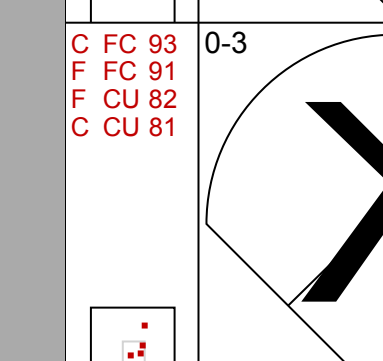
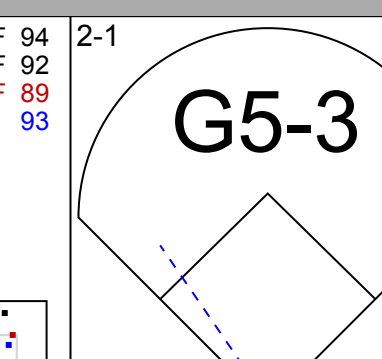
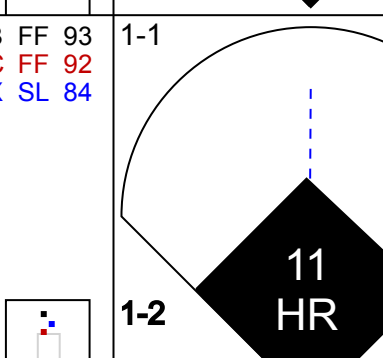



Batter	1	2	3	4	5	6	7	8	9	AB	R	H	RBI	BB	SO	LOB	BOTTOM					
24 Michael Bourn, L OBP: 0.352, SLG: 0.411										3	1	2	0	2	0	1						
14 Martin Prado, R OBP: 0.353, SLG: 0.434										5	1	0	0	0	1	5						
10 Chipper Jones, S OBP: 0.381, SLG: 0.500										5	1	1	3	0	1	1						
5 Freddie Freeman, L OBP: 0.352, SLG: 0.472										3	1	1	0	1	2	2						
8 David Ross, R OBP: 0.344, SLG: 0.459										4	0	0	0	0	2	4						
22 Jason Heyward, L OBP: 0.344, SLG: 0.497										4	2	2	0	0	0	0						
11 Reed Johnson, R OBP: 0.355, SLG: 0.430										4	1	3	3	0	0	0						
4 Paul Janish, R OBP: 0.276, SLG: 0.248										2	1	0	0	2	1	2						
17 Paul Maholm, L ERA: 3.04										1	0	0	0	0	0	1						
50 Cristhian Martinez, R ERA: 4.19										0	0	0	0	0	0	0						
52 Miguel Batista, R ERA: 4.62										0	0	0	0	0	0	0						
39 Jonny Venters, L ERA: 3.4										0	0	0	0	0	0	0						
43 Luis Avilan, L ERA: 2.22										0	0	0	0	0	0	0						
Inning Stats	R: 0 H: 1 E: 1 K: 2 S: 17	H: 2 LOB: 1 BB: 0 P: 24	R: 1 H: 2 E: 0 K: 1 S: 12	H: 2 LOB: 0 BB: 0 P: 18	R: 0 H: 0 E: 0 K: 1 S: 7	H: 0 LOB: 0 BB: 0 P: 10	R: 0 H: 0 E: 0 K: 0 S: 6	H: 0 LOB: 0 BB: 0 P: 8	R: 0 H: 0 E: 0 K: 0 S: 10	H: 0 LOB: 1 BB: 2 P: 20	R: 2 H: 3 E: 0 K: 2 S: 18	H: 3 LOB: 1 BB: 0 P: 25	R: 0 H: 1 E: 0 K: 2 S: 11	H: 1 LOB: 0 BB: 0 P: 16	R: 0 H: 0 E: 0 K: 1 S: 9	H: 0 LOB: 0 BB: 1 P: 17	R: 0 H: 0 E: 0 K: 1 S: 21	H: 2 LOB: 2 BB: 2 P: 34	1B: 5 2B: 3 3B: 0 HR: 1	SF: 0 SAC: 0 DP: 2 HBP: 0	WP: 0 PB: 0 SB: 1 CS: 1	PA: 40
PITCHER	IP: 6.0 WLS: 26 BF: 3 ERA: 3.54	WLS: 3 BF: 1 ERA: 3.54	H: 3 R: 0 ER: 0 SO: 2	H: 3 R: 0 ER: 0 SO: 2	BB: 2 IBB: 0 HBP: 0 BLK: 0	BB: 2 IBB: 0 HBP: 0 BLK: 0	WP: 0 HR: 0 S: 9 P: 13	ERA: 0.00 WHIP: 1.500	IP: 0.1 WLS: 1 BF: 1 ERA: 0.00	WLS: 0 BF: 0 ERA: 0.00	WLS: 0 BF: 0 ERA: 0.00	WLS: 0 BF: 0 ERA: 0.00	WLS: 0 BF: 0 ERA: 0.00	WLS: 0 BF: 0 ERA: 0.00	WLS: 0 BF: 0 ERA: 0.00	WLS: 0 BF: 0 ERA: 0.00	WLS: 0 BF: 0 ERA: 0.00	WLS: 0 BF: 0 ERA: 0.00	WP: 0 HR: 1 S: 3 P: 4	ERA: 0.00 WHIP: 6.000		

Philadelphia Phillies @ Atlanta Braves
Turner Field, Atlanta, GA
Sun Sep 02 2012, 5:07 PM - 8:34 PM EDT
Att: 36,394 - Cloudy - 83 F

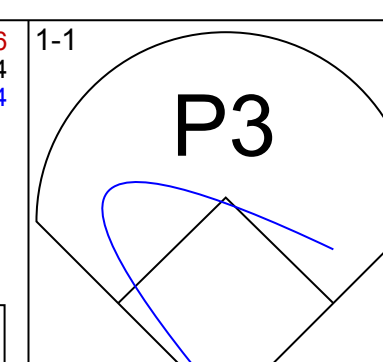
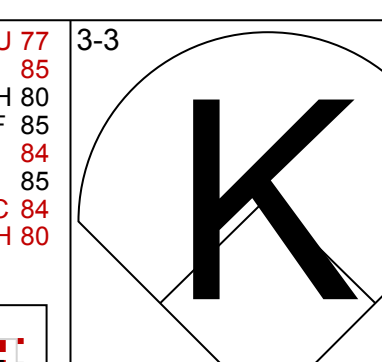
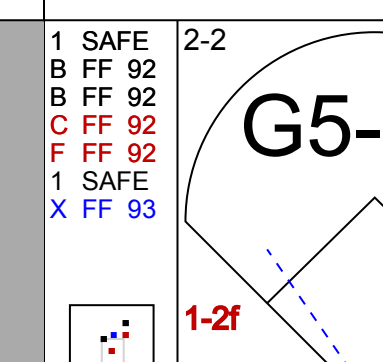
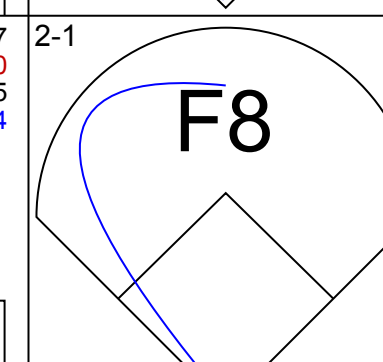
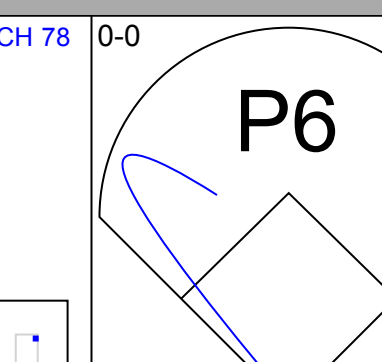
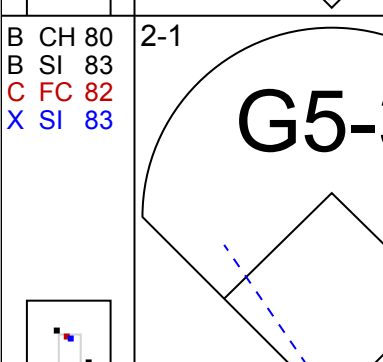
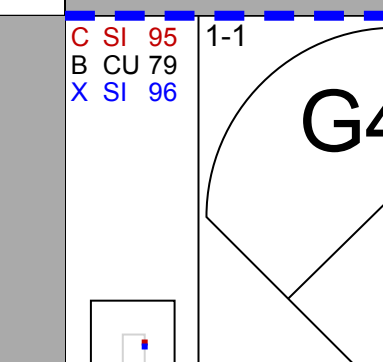
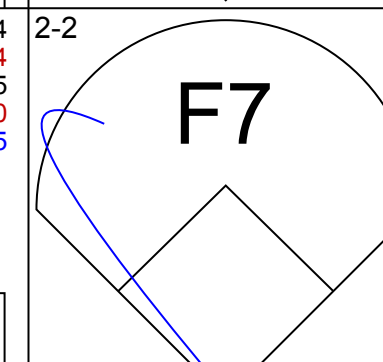
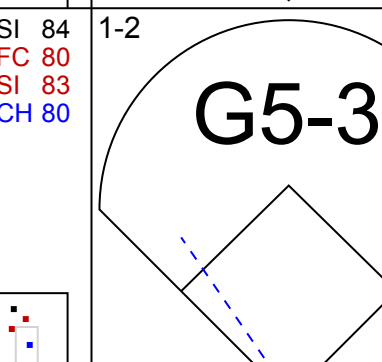
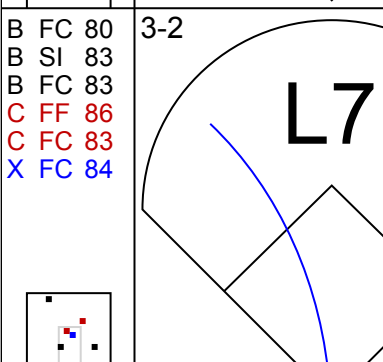
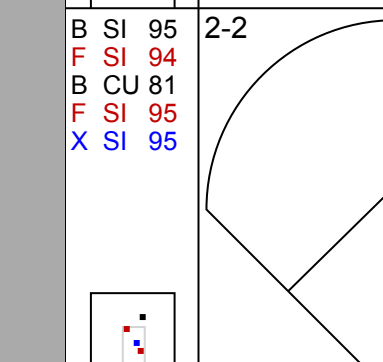
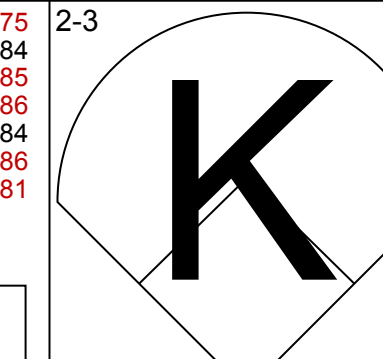
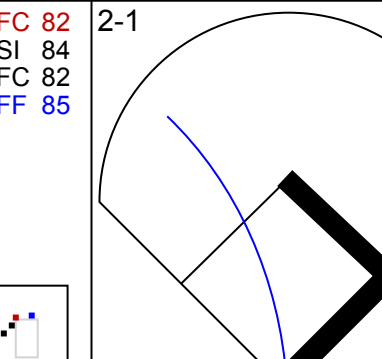

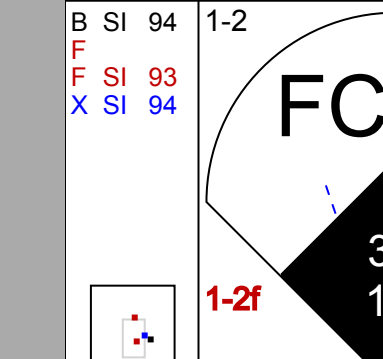
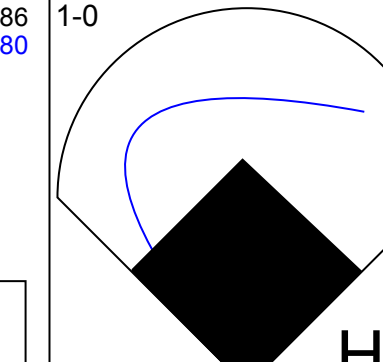
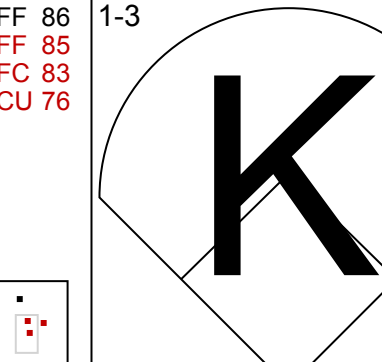

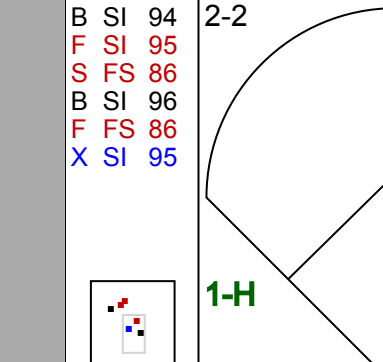
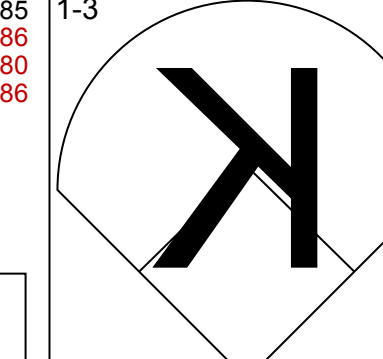
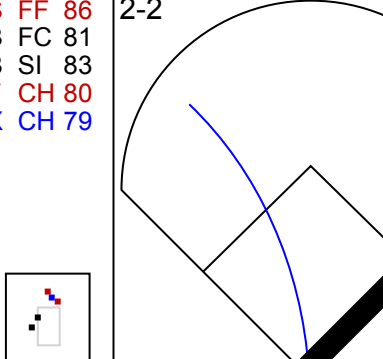
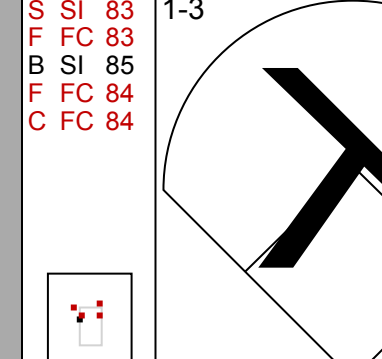
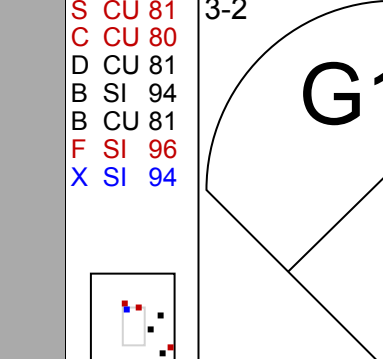
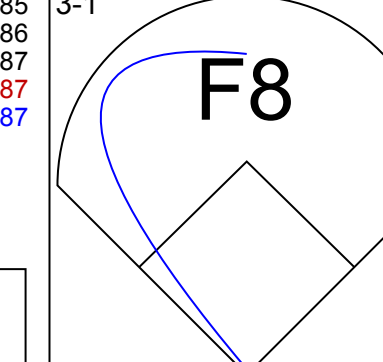
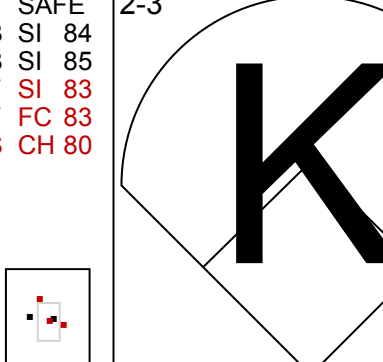
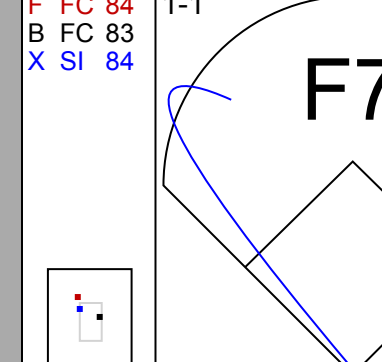
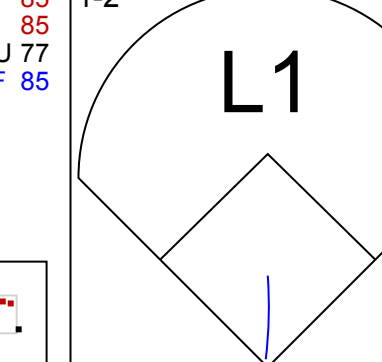
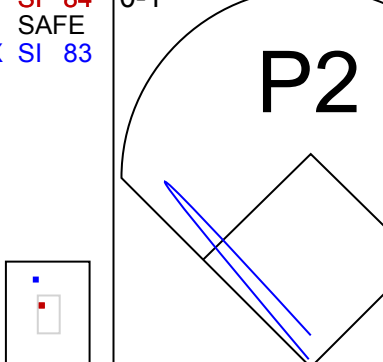
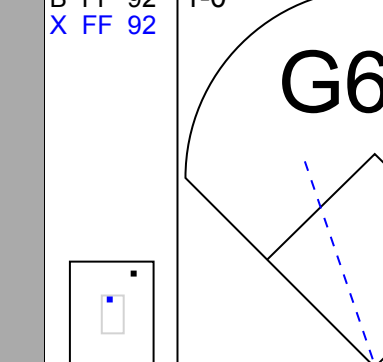
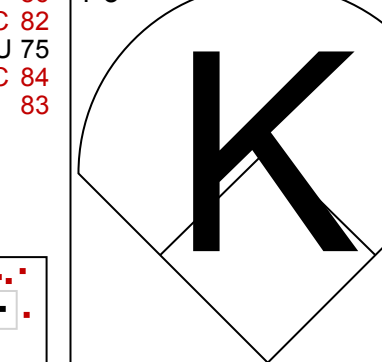
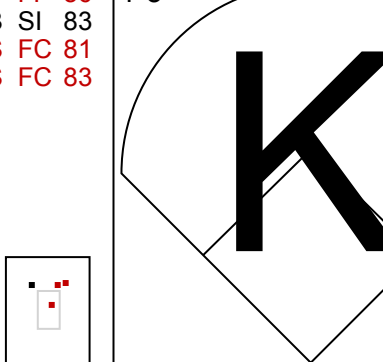
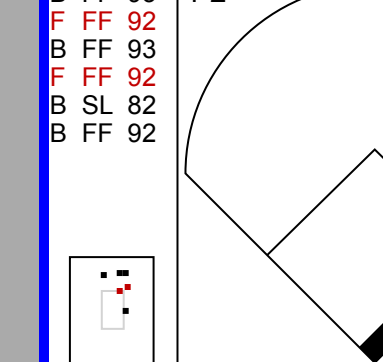
AB 34
R 8
H 9
RBI 6
BB 5
SO 10
LOB 19



Batter	1	2	3	4	5	6	7	8	9	AB	R	H	RBI	BB	SO	LOB	TOP			
11 Jimmy Rollins, S OBP: 0.307, SLG: 0.419										4	1	1	3	0	2	0	Philadelphia Phillies @ Cincinnati Reds Great American Ball Park, Cincinnati, OH Mon Sep 03 2012, 1:12 PM - 3:54 PM EDT Att: 22,487 - Overcast - 77 F			
10 Juan Pierre, L OBP: 0.343, SLG: 0.364 19 Laynce Nix, L OBP: 0.322, SLG: 0.417										4	0	2	0	0	0	0				
26 Chase Utley, L OBP: 0.346, SLG: 0.440										4	0	0	0	0	0	2				
6 Ryan Howard, L OBP: 0.322, SLG: 0.452										4	0	0	0	0	2	1				
15 John Mayberry Jr., R OBP: 0.297, SLG: 0.429										4	1	1	1	0	2	0				
9 Dornic Brown, L OBP: 0.312, SLG: 0.343										4	0	0	0	0	0	0				
28 Kevin Frandsen, R OBP: 0.396, SLG: 0.411										4	0	2	0	0	0	0				
39 Steven Lerud, L OBP: 0.250, SLG: 0.250										4	1	1	0	0	1	2				
50 Tyler Cloyd, R OBP: 0.600, SLG: 0.333 79 Justin De Fratus, S OBP: 0.312, SLG: 0.343 48 Phillippe Aumont, L										3	1	1	0	0	0	0				
Inning Stats	R: 0 E: 0 K: 2 S: 11	H: 1 LOB: 1 BB: 0 P: 13	R: 0 E: 0 K: 0 S: 9	H: 1 LOB: 1 BB: 0 P: 14	R: 0 E: 0 K: 0 S: 5	H: 0 LOB: 0 BB: 0 P: 8	R: 0 E: 0 K: 1 S: 15	H: 0 LOB: 0 BB: 0 P: 19	R: 3 E: 0 K: 0 S: 11	H: 4 LOB: 1 BB: 0 P: 17	R: 1 E: 0 K: 1 S: 12	H: 2 LOB: 1 BB: 0 P: 13	R: 0 E: 0 K: 1 S: 7	H: 0 LOB: 0 BB: 0 P: 13	R: 0 E: 0 K: 1 S: 9	H: 0 LOB: 0 BB: 0 P: 11		1B: 6 2B: 0 3B: 0 HR: 2	SF: 0 SAC: 0 DP: 0 HBP: 0	WP: 0 PB: 0 SB: 0 CS: 0
PITCHER	IP WLS BF H R ER SO BB IBB HBP BLK WP HR S P ERA WHIP																			
47 Johnny Cueto, R ERA: 2.58	7.0 L 29 8 4 4 5 0 0 0 0 0 0 2 70 97 5.14 1.143																			
60 J.J. Hoover, R ERA: 2.35	1.0 3 0 0 0 1 0 0 0 0 0 0 0 8 13 0.00 0.000																			
66 Logan Ondrusek, R ERA: 3.42	1.0 3 0 0 0 1 0 0 0 0 0 0 0 9 11 0.00 0.000																			

AB	35
R	4
H	8
RBI	4
BB	0
SO	7
LOB	5



Batter	1	2	3	4	5	6	7	8	9	AB	R	H	RBI	BB	SO	LOB	BOTTOM					
2 Zack Cozart, R OBP: 0.285, SLG: 0.402										4	0	0	0	0	1	1	Philadelphia Phillies @ Cincinnati Reds Great American Ball Park, Cincinnati, OH Mon Sep 03 2012, 1:12 PM - 3:54 PM EDT Att: 22,487 - Overcast - 77 F					
6 Drew Stubbs, R OBP: 0.285, SLG: 0.356										4	0	0	0	0	0	0						
4 Brandon Phillips, R OBP: 0.335, SLG: 0.495										4	0	1	0	0	0	0						
48 Ryan Ludwick, R OBP: 0.346, SLG: 0.555										4	1	2	0	0	1	1						
32 Jay Bruce, L OBP: 0.336, SLG: 0.532										4	1	2	2	0	2	2						
21 Todd Frazier, R OBP: 0.348, SLG: 0.539										4	0	1	0	0	2	2						
27 Scott Rolen, R OBP: 0.330, SLG: 0.402										3	0	0	0	0	1	2						
29 Ryan Hanigan, R OBP: 0.371, SLG: 0.348										3	0	0	0	0	0	1						
47 Johnny Cueto, R OBP: 0.103, SLG: 0.121 60 J.J. Hoover, R 23 Denis Phipps, R 66 Logan Ondrusek, R										2	0	0	0	0	2	1						
Inning Stats	R: 0 E: 0 K: 0 S: 7	H: 0 LOB: 0 BB: 0 P: 12	R: 1 E: 0 K: 2 S: 11	H: 1 LOB: 0 BB: 0 P: 18	R: 0 E: 0 K: 2 S: 12	H: 0 LOB: 0 BB: 0 P: 17	R: 0 E: 0 K: 1 S: 9	H: 1 LOB: 0 BB: 0 P: 13	R: 0 E: 0 K: 2 S: 11	H: 1 LOB: 1 BB: 0 P: 16	R: 0 E: 0 K: 0 S: 8	H: 0 LOB: 0 BB: 0 P: 14	R: 0 E: 0 K: 2 S: 13	H: 1 LOB: 1 BB: 0 P: 17	R: 0 E: 0 K: 0 S: 6	H: 0 LOB: 1 BB: 1 P: 13		R: 1 E: 0 K: 0 S: 16	H: 2 LOB: 1 BB: 0 P: 25	1B: 4 2B: 1 3B: 0 HR: 1	SF: 0 SAC: 0 DP: 1 HBP: 0	WP: 0 PB: 0 SB: 0 CS: 0
PITCHER	IP WLS BF H R ER SO BB IBB HBP BLK WP HR S P ERA WHIP																					
50 Tyler Cloyd, R ERA: 2.77 79 Justin De Fratus, R ERA: 2.25 48 Phillippe Aumont, R ERA: 2.25	7.0 W 25 4 1 1 9 0 0 0 0 0 0 6 71 107 1.29 0.571																					
79 Justin De Fratus, R ERA: 2.25	1.0 H 3 0 0 0 0 1 0 0 0 0 0 0 6 13 0.00 1.000																					
48 Phillippe Aumont, R ERA: 2.25	1.0 S 5 2 1 1 0 0 0 0 0 0 0 0 16 25 9.00 2.000																					

AB	32
R	2
H	6
RBI	2
BB	1
SO	9
LOB	10



Batter	1	2	3	4	5	6	7	8	9	AB	R	H	RBI	BB	SO	LOB	TOP			
11 Jimmy Rollins, S OBP: 0.307, SLG: 0.420	F8		G4-3					F9		4	0	1	0	0	0	0	Philadelphia Phillies @ Cincinnati Reds Great American Ball Park, Cincinnati, OH Tue Sep 04 2012, 7:11 PM - 10:19 PM EDT Att: 17,806 - Clear - 88 F			
28 Kevin Frandsen, R OBP: 0.384, SLG: 0.398	K			L3	G5-3			G1-3		4	0	0	0	0	1	2				
26 Chase Utley, L OBP: 0.344, SLG: 0.441	G4-3				G6-3			G4-3		4	1	1	0	0	0	2				
6 Ryan Howard, L OBP: 0.325, SLG: 0.450										3	0	1	0	0	1	0				
15 John Mayberry Jr., R OBP: 0.299, SLG: 0.428	F8									2	0	0	0	2	0	1				
9 Dornic Brown, L OBP: 0.313, SLG: 0.337	F7									2	0	0	1	1	1	1				
24 Ty Wigginton, R OBP: 0.310, SLG: 0.371	F7									1	0	0	0	0	0	1				
22 Nate Schierholtz, L OBP: 0.302, SLG: 0.327	F9									3	0	0	0	0	1	4				
27 Placido Polanco, R OBP: 0.302, SLG: 0.327	F9									1	0	0	0	0	1	1				
31 Erik Kratz, R OBP: 0.336, SLG: 0.596										3	0	1	0	0	1	0				
38 Kyle Kendrick, R OBP: 0.194, SLG: 0.207										2	0	0	0	0	2	1				
19 Laysan Nix, L OBP: 0.170, SLG: 0.433										1	0	0	0	0	0	0				
43 Josh Lindblom, R ERA: 3.48										0	0	0	0	0	0	0				
53 B.J. Rosenberg, R ERA: 12.34										0	0	0	0	0	0	0				
63 Jake Diekman, L ERA: 4.64										0	0	0	0	0	0	0				
79 Justin De Fratus, S ERA: 1.23										0	0	0	0	0	0	0				
Inning Stats	R: 0 E: 0 K: 1 S: 9	H: 0 LOB: 0 BB: 0 P: 12	R: 0 E: 0 K: 0 S: 10	H: 1 LOB: 1 BB: 0 P: 18	R: 0 E: 0 K: 2 S: 8	H: 0 LOB: 0 BB: 0 P: 12	R: 1 E: 0 K: 0 S: 11	H: 1 LOB: 2 BB: 2 P: 25	R: 0 E: 0 K: 1 S: 7	H: 2 LOB: 2 BB: 0 P: 12	R: 0 E: 0 K: 1 S: 7	H: 0 LOB: 0 BB: 0 P: 13	R: 0 E: 0 K: 0 S: 7	H: 0 LOB: 1 BB: 1 P: 20	R: 0 E: 0 K: 2 S: 12	H: 0 LOB: 1 BB: 1 P: 20	1B: 2 2B: 3 3B: 0 HR: 0	SF: 0 SAC: 0 DP: 1 HBP: 1	WP: 0 PB: 0 SB: 0 CS: 0	PA: 34
PITCHER	IP WLS BF H R ER SO BB IBB HBP BLK WP HR S P ERA WHIP																			
55 Mat Latos, R ERA: 3.89	7.0 W 27 4 1 1 6 2 0 1 0 0 0 63 100 1.29 0.857																			
50 Jonathan Broxton, R ERA: 2.7	1.0 H 3 0 0 0 0 0 0 0 0 0 0 7 12 0.00 0.000																			
54 Aroldis Chapman, L ERA: 1.23	1.0 S 4 0 0 0 2 1 0 0 0 0 0 0 12 20 0.00 1.000																			


AB 30
R 1
H 4
RBI 1
BB 3
SO 8
LOB 13



Batter	1	2	3	4	5	6	7	8	9	AB	R	H	RBI	BB	SO	LOB	BOTTOM			
6 Drew Stubbs, R OBP: 0.287, SLG: 0.356	FC6-4 BB									3	0	1	0	1	2	2	Philadelphia Phillies @ Cincinnati Reds Great American Ball Park, Cincinnati, OH Tue Sep 04 2012, 7:11 PM - 10:19 PM EDT Att: 17,806 - Clear - 88 F			
15 Wilson Valdez, R OBP: 0.221, SLG: 0.216	FC6-4 G5-3									4	0	0	0	0	1	3				
4 Brandon Phillips, R OBP: 0.333, SLG: 0.491	G5-3									4	0	0	0	0	1	1				
48 Ryan Ludwick, R OBP: 0.348, SLG: 0.553	F7									3	1	1	0	1	0	1				
23 Denis Phipps, R ERA: 12.34										0	0	0	0	0	0	0				
54 Aroldis Chapman, L ERA: 1.23										0	0	0	0	0	0	0				
32 Jay Bruce, L OBP: 0.339, SLG: 0.539	G4-3									3	1	2	2	1	0	0				
21 Todd Frazier, R OBP: 0.348, SLG: 0.534	F8									3	0	0	0	1	1	1				
27 Scott Rolen, R OBP: 0.325, SLG: 0.396	G4-3									4	0	0	0	0	1	3				
29 Ryan Hanigan, R OBP: 0.374, SLG: 0.351										3	0	2	0	0	0	0				
55 Mat Latos, R ERA: 3.89										1	0	0	0	0	0	1				
26 Xavier Paul, L OBP: 0.404, SLG: 0.490										1	0	1	0	0	0	0				
50 Jonathan Broxton, R ERA: 2.7										0	0	0	0	0	0	0				
28 Chris Heisey, R OBP: 0.324, SLG: 0.431										0	0	0	0	0	0	0				
Inning Stats	R: 0 E: 0 K: 0 S: 7	H: 0 LOB: 1 BB: 1 P: 14	R: 0 E: 0 K: 0 S: 7	H: 0 LOB: 0 BB: 0 P: 10	R: 0 E: 0 K: 0 S: 12	H: 2 LOB: 1 BB: 0 P: 18	R: 0 E: 0 K: 0 S: 10	H: 1 LOB: 1 BB: 0 P: 15	R: 0 E: 0 K: 1 S: 10	H: 1 LOB: 1 BB: 0 P: 14	R: 2 E: 0 K: 2 S: 15	H: 2 LOB: 0 BB: 0 P: 20	R: 0 E: 0 K: 2 S: 11	H: 1 LOB: 0 BB: 0 P: 17	R: 0 E: 0 K: 1 S: 15	H: 0 LOB: 3 BB: 3 P: 35	1B: 5 2B: 1 3B: 0 HR: 1	SF: 0 SAC: 1 DP: 0 HBP: 0	WP: 0 PB: 0 SB: 1 CS: 0	PA: 35
PITCHER	IP WLS BF H R ER SO BB IBB HBP BLK WP HR S P ERA WHIP																			
38 Kyle Kendrick, R ERA: 3.89	6.0 L 24 6 2 2 3 1 0 0 0 0 0 0 61 91 3.00 1.167																			
43 Josh Lindblom, R ERA: 3.48	1.0 4 1 0 0 2 0 0 0 0 0 0 11 17 0.00 1.000																			
53 B.J. Rosenberg, R ERA: 12.34	0.2 3 0 0 0 1 1 0 0 0 0 0 7 17 0.00 1.500																			
63 Jake Diekman, L ERA: 4.64	0.0 1 0 0 0 0 1 0 0 0 0 0 1 5 = =																			
79 Justin De Fratus, R ERA: 1.23	0.1 2 0 0 0 0 1 0 0 0 0 0 7 13 0.00 3.000																			

AB 29
R 2
H 7
RBI 2
BB 4
SO 6
LOB 12



Batter	1	2	3	4	5	6	7	8	9	AB	R	H	RBI	BB	SO	LOB	TOP			
11 Bryan Petersen, L OBP: 0.302, SLG: 0.273	G1-3		G4-3			G4-3				4	0	1	0	0	0	3	Miami Marlins @ Philadelphia Phillies Citizens Bank Park, Philadelphia, PA Mon Sep 10 2012, 7:08 PM - 9:46 PM EDT Att: 41,505 - Clear - 71 F			
20 Justin Ruggiano, R OBP: 0.376, SLG: 0.555	K		K			K				4	0	0	0	0	4	3				
7 José Reyes, S OBP: 0.344, SLG: 0.433	K		P5					F8		3	0	0	0	1	1	1				
27 Giancarlo Stanton, R OBP: 0.351, SLG: 0.597	K		F7			K				4	0	0	0	0	3	3				
45 Carlos Lee, R OBP: 0.341, SLG: 0.381	F7					G4-3		G5-4-3		4	1	1	0	0	0	1				
29 Greg Dobbs, L OBP: 0.323, SLG: 0.396	K					F7		G4-3		4	0	0	0	0	2	1				
17 Donovan Solano, R OBP: 0.349, SLG: 0.351			K			L8		SF9		2	0	0	1	0	1	0				
19 Rob Brantly, L OBP: 0.375, SLG: 0.482			BB			L7				2	0	1	0	1	0	0				
23 Wade LeBlanc, L 2 Gojovic Hernandez, R 43 Dan Jennings, L 58 Ryan Webb, R 26 Austin Kearns, R 40 Mike Dunn, L			SH2-4			BB		K		0	0	0	0	0	0	0		livebaseballscorecards.com 		
Inning Stats	R: 0 E: 0 K: 2 S: 8	H: 0 LOB: 0 BB: 0 P: 9	R: 0 E: 0 K: 2 S: 8	H: 0 LOB: 0 BB: 0 P: 14	R: 0 E: 0 K: 1 S: 11	H: 0 LOB: 1 BB: 1 P: 18	R: 0 E: 0 K: 1 S: 7	H: 0 LOB: 0 BB: 0 P: 11	R: 0 E: 0 K: 0 S: 5	H: 1 LOB: 3 BB: 2 P: 27	R: 1 E: 0 K: 0 S: 7	H: 1 LOB: 0 BB: 0 P: 10	R: 0 E: 0 K: 2 S: 10	H: 1 LOB: 1 BB: 0 P: 15	R: 0 E: 0 K: 2 S: 7	H: 0 LOB: 0 BB: 0 P: 9		1B: 2 2B: 1 3B: 0 HR: 0	SF: 1 SAC: 1 DP: 1 HBP: 0	WP: 1 PB: 0 SB: 0 CS: 0
PITCHER	IP WLS BF H R ER SO BB IBB HBP BLK WP HR S P ERA WHIP	IP WLS BF H R ER SO BB IBB HBP BLK WP HR S P ERA WHIP	IP WLS BF H R ER SO BB IBB HBP BLK WP HR S P ERA WHIP	IP WLS BF H R ER SO BB IBB HBP BLK WP HR S P ERA WHIP	IP WLS BF H R ER SO BB IBB HBP BLK WP HR S P ERA WHIP	IP WLS BF H R ER SO BB IBB HBP BLK WP HR S P ERA WHIP	IP WLS BF H R ER SO BB IBB HBP BLK WP HR S P ERA WHIP	IP WLS BF H R ER SO BB IBB HBP BLK WP HR S P ERA WHIP	IP WLS BF H R ER SO BB IBB HBP BLK WP HR S P ERA WHIP	IP WLS BF H R ER SO BB IBB HBP BLK WP HR S P ERA WHIP	IP WLS BF H R ER SO BB IBB HBP BLK WP HR S P ERA WHIP	IP WLS BF H R ER SO BB IBB HBP BLK WP HR S P ERA WHIP	IP WLS BF H R ER SO BB IBB HBP BLK WP HR S P ERA WHIP	IP WLS BF H R ER SO BB IBB HBP BLK WP HR S P ERA WHIP	IP WLS BF H R ER SO BB IBB HBP BLK WP HR S P ERA WHIP	IP WLS BF H R ER SO BB IBB HBP BLK WP HR S P ERA WHIP	IP WLS BF H R ER SO BB IBB HBP BLK WP HR S P ERA WHIP			
38 Kyle Kendrick, R ERA: 3.83	7.0	W 26	2	1	1	8	3	0	0	0	0	0	0	0	60	95	1.29	0.714		
79 Justin De Fratus, R ERA: 4.43	0.2	H 3	1	0	0	2	0	0	0	0	0	0	0	0	8	13	0.00	1.500		
63 Jake Diekman, L ERA: 4.43	0.1	H 1	0	0	0	0	0	0	0	0	0	0	0	2	2	0.00	0.000			
37 Antonio Bastardo, L ERA: 4.57	1.0	S 3	0	0	0	2	0	0	0	0	1	0	0	7	9	0.00	0.000			
Batter	1	2	3	4	5	6	7	8	9	AB	R	H	RBI	BB	SO	LOB	BOTTOM			
11 Jimmy Rollins, S OBP: 0.303, SLG: 0.410	G6-3		G6-3			K		L9		4	0	1	0	0	1	0	Miami Marlins @ Philadelphia Phillies Citizens Bank Park, Philadelphia, PA Mon Sep 10 2012, 7:08 PM - 9:46 PM EDT Att: 41,505 - Clear - 71 F			
15 John Mayberry Jr., R OBP: 0.306, SLG: 0.425	G6-4-3		K					F7		4	0	1	0	0	1	1				
26 Chase Utley, L OBP: 0.348, SLG: 0.446			P6			FC4-6		G4-3		4	0	1	0	0	0	1				
6 Ryan Howard, L OBP: 0.316, SLG: 0.429	K		L7			F7				3	0	0	0	0	1	2				
24 Ty Wigginton, R OBP: 0.309, SLG: 0.378	G5-3					F8				2	1	0	0	0	1	0				
79 Justin De Fratus, S ERA: 4.43						HR				0	0	0	0	0	0	0				
63 Jake Diekman, R ERA: 4.43										0	0	0	0	0	0	0				
37 Antonio Bastardo, R ERA: 4.57										0	0	0	0	0	0	0				
9 Dornic Brown, L OBP: 0.328, SLG: 0.368	K									2	1	1	2	1	1	0				
31 Erik Kratz, R OBP: 0.313, SLG: 0.559	F8					P6		F7		3	0	0	0	0	0	1				
7 Michael Martinez, S OBP: 0.200, SLG: 0.233	G4-3							P3		3	1	1	0	0	0	1				
38 Kyle Kendrick, R OBP: 0.182, SLG: 0.194						G3		P6		2	0	0	0	0	1	1				
22 Nate Schierholtz, L OBP: 0.310, SLG: 0.353	K									1	0	0	0	0	0	1				
Inning Stats	R: 0 E: 0 K: 1 S: 11	H: 2 LOB: 1 BB: 0 P: 17	R: 0 E: 0 K: 1 S: 8	H: 0 LOB: 0 BB: 0 P: 14	R: 0 E: 0 K: 1 S: 8	H: 0 LOB: 0 BB: 0 P: 12	R: 0 E: 0 K: 1 S: 9	H: 0 LOB: 0 BB: 0 P: 14	R: 3 E: 0 K: 1 S: 16	H: 2 LOB: 1 BB: 1 P: 26	R: 0 E: 0 K: 0 S: 10	H: 1 LOB: 1 BB: 0 P: 14	R: 0 E: 0 K: 0 S: 6	H: 0 LOB: 1 BB: 1 P: 14	R: 0 E: 0 K: 0 S: 7	H: 0 LOB: 0 BB: 0 P: 13	1B: 2 2B: 2 3B: 0 HR: 1	SF: 0 SAC: 0 DP: 1 HBP: 0	WP: 1 PB: 0 SB: 0 CS: 0	PA: 30
PITCHER	IP WLS BF H R ER SO BB IBB HBP BLK WP HR S P ERA WHIP	IP WLS BF H R ER SO BB IBB HBP BLK WP HR S P ERA WHIP	IP WLS BF H R ER SO BB IBB HBP BLK WP HR S P ERA WHIP	IP WLS BF H R ER SO BB IBB HBP BLK WP HR S P ERA WHIP	IP WLS BF H R ER SO BB IBB HBP BLK WP HR S P ERA WHIP	IP WLS BF H R ER SO BB IBB HBP BLK WP HR S P ERA WHIP	IP WLS BF H R ER SO BB IBB HBP BLK WP HR S P ERA WHIP	IP WLS BF H R ER SO BB IBB HBP BLK WP HR S P ERA WHIP	IP WLS BF H R ER SO BB IBB HBP BLK WP HR S P ERA WHIP	IP WLS BF H R ER SO BB IBB HBP BLK WP HR S P ERA WHIP	IP WLS BF H R ER SO BB IBB HBP BLK WP HR S P ERA WHIP	IP WLS BF H R ER SO BB IBB HBP BLK WP HR S P ERA WHIP	IP WLS BF H R ER SO BB IBB HBP BLK WP HR S P ERA WHIP	IP WLS BF H R ER SO BB IBB HBP BLK WP HR S P ERA WHIP	IP WLS BF H R ER SO BB IBB HBP BLK WP HR S P ERA WHIP	IP WLS BF H R ER SO BB IBB HBP BLK WP HR S P ERA WHIP	IP WLS BF H R ER SO BB IBB HBP BLK WP HR S P ERA WHIP			
23 Wade LeBlanc, L ERA: 2.95	5.0	L 19	4	3	3	5	1	0	0	0	0	0	0	0	10	18	0.00	2.000		
43 Dan Jennings, L ERA: 3.0	1.0	5	1	0	0	0	1	0	0	0	0	0	0	6	10	0.00	0.000			
58 Ryan Webb, R ERA: 4.14	1.0	3	0	0	0	0	0	0	0	0	0	0	0	7	13	0.00	0.000			
40 Mike Dunn, L ERA: 3.86	1.0	3	0	0	0	0	0	0	0	0	0	0	0	7	13	0.00	0.000			

Batter	1	2	3	4	5	6	7	8	9	AB	R	H	RBI	BB	SO	LOB	TOP					
11 Bryan Petersen, L OBP: 0.306, SLG: 0.280										3	1	1	1	1	1	0						
20 Justin Ruggiano, R OBP: 0.382, SLG: 0.554										4	1	2	2	1	2	2						
7 José Reyes, S OBP: 0.341, SLG: 0.430										4	1	0	1	0	1	4						
27 Giancarlo Stanton, R OBP: 0.352, SLG: 0.600										4	1	1	1	1	3	4						
45 Carlos Lee, R OBP: 0.340, SLG: 0.379										5	0	1	1	0	0	1						
29 Greg Dobbs, L OBP: 0.324, SLG: 0.400										5	0	2	1	0	1	0						
17 Donovan Solano, R OBP: 0.347, SLG: 0.349										4	1	1	0	0	1	3						
40 Mike Dunn, L OBP: 0.341, SLG: 0.349										0	0	0	0	0	0	0						
21 Heath Bell, R OBP: 0.341, SLG: 0.349										0	0	0	0	0	0	0						
19 Rob Brantly, L OBP: 0.397, SLG: 0.492										3	2	2	0	1	1	1						
24 Nathan Eovaldi, R OBP: 0.148, SLG: 0.115										1	0	0	0	0	1	0						
43 Dan Jennings, L OBP: 0.148, SLG: 0.115										0	0	0	0	0	0	0						
39 Chris Hatcher, R OBP: 0.148, SLG: 0.115										0	0	0	0	0	0	0						
2 Gorkys Hernández, R OBP: 0.148, SLG: 0.115										0	0	0	0	0	0	0						
57 Chad Gaudin, R OBP: 0.148, SLG: 0.115										0	0	0	0	0	0	0						
22 Donnie Murphy, R OBP: 0.201, SLG: 0.336										1	0	1	0	0	0	0						
Inning Stats	R: 0 E: 0 K: 2 S: 8	H: 0 LOB: 0 BB: 0 P: 11	R: 0 E: 0 K: 0 S: 5	H: 0 LOB: 0 BB: 1 P: 10	R: 2 E: 0 K: 1 S: 16	H: 3 LOB: 2 BB: 1 P: 26	R: 0 E: 0 K: 1 S: 11	H: 1 LOB: 1 BB: 0 P: 15	R: 0 E: 0 K: 1 S: 9	H: 0 LOB: 1 BB: 1 P: 15	R: 1 E: 0 K: 1 S: 9	H: 1 LOB: 0 BB: 0 P: 15	R: 4 E: 1 K: 1 S: 26	H: 5 LOB: 2 BB: 0 P: 35	R: 0 E: 0 K: 2 S: 9	H: 1 LOB: 2 BB: 0 P: 18	R: 0 E: 0 K: 2 S: 7	H: 0 LOB: 0 BB: 0 P: 10	1B: 8 2B: 2 3B: 0 HR: 1	SF: 1 SAC: 2 DP: 1 HBP: 0	WP: 0 PB: 0 SB: 1 CS: 0	PA: 42
PITCHER	IP: 6.1 WLS: 1 BF: 28 ERA: 4.07	WLS: 0 BF: 0 P: 11	H: 7 R: 5 ER: 5 SO: 6	H: 2 R: 1 ER: 0 SO: 1	H: 0 R: 0 ER: 0 SO: 0	H: 0 R: 0 ER: 0 SO: 0	H: 0 R: 0 ER: 0 SO: 0	H: 0 R: 0 ER: 0 SO: 0	H: 0 R: 0 ER: 0 SO: 0	H: 0 R: 0 ER: 0 SO: 0	H: 0 R: 0 ER: 0 SO: 0	H: 0 R: 0 ER: 0 SO: 0	H: 0 R: 0 ER: 0 SO: 0	H: 0 R: 0 ER: 0 SO: 0	H: 0 R: 0 ER: 0 SO: 0	H: 0 R: 0 ER: 0 SO: 0	H: 0 R: 0 ER: 0 SO: 0	H: 0 R: 0 ER: 0 SO: 0	WP: 0 HR: 0 S: 7 P: 10	ERA: 0.00 WHIP: 0.000		
34 Roy Halladay, R ERA: 4.07	IP: 6.1 WLS: 1 BF: 28 ERA: 4.07		H: 7 R: 5 ER: 5 SO: 6	H: 2 R: 1 ER: 0 SO: 1	H: 0 R: 0 ER: 0 SO: 0	H: 0 R: 0 ER: 0 SO: 0	H: 0 R: 0 ER: 0 SO: 0	H: 0 R: 0 ER: 0 SO: 0	H: 0 R: 0 ER: 0 SO: 0	H: 0 R: 0 ER: 0 SO: 0	H: 0 R: 0 ER: 0 SO: 0	H: 0 R: 0 ER: 0 SO: 0	H: 0 R: 0 ER: 0 SO: 0	H: 0 R: 0 ER: 0 SO: 0	H: 0 R: 0 ER: 0 SO: 0	H: 0 R: 0 ER: 0 SO: 0	H: 0 R: 0 ER: 0 SO: 0	H: 0 R: 0 ER: 0 SO: 0	WP: 0 HR: 0 S: 7 P: 10	ERA: 0.00 WHIP: 0.000		
43 Josh Lindblom, R ERA: 3.41	IP: 0.1 WLS: 0 BF: 4 ERA: 3.41		H: 2 R: 1 ER: 0 SO: 1	H: 0 R: 0 ER: 0 SO: 0	H: 0 R: 0 ER: 0 SO: 0	H: 0 R: 0 ER: 0 SO: 0	H: 0 R: 0 ER: 0 SO: 0	H: 0 R: 0 ER: 0 SO: 0	H: 0 R: 0 ER: 0 SO: 0	H: 0 R: 0 ER: 0 SO: 0	H: 0 R: 0 ER: 0 SO: 0	H: 0 R: 0 ER: 0 SO: 0	H: 0 R: 0 ER: 0 SO: 0	H: 0 R: 0 ER: 0 SO: 0	H: 0 R: 0 ER: 0 SO: 0	H: 0 R: 0 ER: 0 SO: 0	H: 0 R: 0 ER: 0 SO: 0	H: 0 R: 0 ER: 0 SO: 0	WP: 0 HR: 0 S: 7 P: 10	ERA: 0.00 WHIP: 0.000		
47 Jeremy Horst, L ERA: 1.19	IP: 0.0 WLS: 0 BF: 1 ERA: 1.19		H: 1 R: 0 ER: 0 SO: 0	H: 0 R: 0 ER: 0 SO: 0	H: 0 R: 0 ER: 0 SO: 0	H: 0 R: 0 ER: 0 SO: 0	H: 0 R: 0 ER: 0 SO: 0	H: 0 R: 0 ER: 0 SO: 0	H: 0 R: 0 ER: 0 SO: 0	H: 0 R: 0 ER: 0 SO: 0	H: 0 R: 0 ER: 0 SO: 0	H: 0 R: 0 ER: 0 SO: 0	H: 0 R: 0 ER: 0 SO: 0	H: 0 R: 0 ER: 0 SO: 0	H: 0 R: 0 ER: 0 SO: 0	H: 0 R: 0 ER: 0 SO: 0	H: 0 R: 0 ER: 0 SO: 0	H: 0 R: 0 ER: 0 SO: 0	WP: 0 HR: 0 S: 7 P: 10	ERA: 0.00 WHIP: 0.000		
53 B.J. Rosenberg, R ERA: 11.08	IP: 0.1 WLS: 0 BF: 1 ERA: 11.08		H: 0 R: 0 ER: 0 SO: 0	H: 0 R: 0 ER: 0 SO: 0	H: 0 R: 0 ER: 0 SO: 0	H: 0 R: 0 ER: 0 SO: 0	H: 0 R: 0 ER: 0 SO: 0	H: 0 R: 0 ER: 0 SO: 0	H: 0 R: 0 ER: 0 SO: 0	H: 0 R: 0 ER: 0 SO: 0	H: 0 R: 0 ER: 0 SO: 0	H: 0 R: 0 ER: 0 SO: 0	H: 0 R: 0 ER: 0 SO: 0	H: 0 R: 0 ER: 0 SO: 0	H: 0 R: 0 ER: 0 SO: 0	H: 0 R: 0 ER: 0 SO: 0	H: 0 R: 0 ER: 0 SO: 0	H: 0 R: 0 ER: 0 SO: 0	WP: 0 HR: 0 S: 7 P: 10	ERA: 0.00 WHIP: 0.000		
48 Philippe Aumont, R ERA: 1.23	IP: 1.0 WLS: 0 BF: 5 ERA: 1.23		H: 1 R: 0 ER: 0 SO: 2	H: 0 R: 0 ER: 0 SO: 0	H: 0 R: 0 ER: 0 SO: 0	H: 0 R: 0 ER: 0 SO: 0	H: 0 R: 0 ER: 0 SO: 0	H: 0 R: 0 ER: 0 SO: 0	H: 0 R: 0 ER: 0 SO: 0	H: 0 R: 0 ER: 0 SO: 0	H: 0 R: 0 ER: 0 SO: 0	H: 0 R: 0 ER: 0 SO: 0	H: 0 R: 0 ER: 0 SO: 0	H: 0 R: 0 ER: 0 SO: 0	H: 0 R: 0 ER: 0 SO: 0	H: 0 R: 0 ER: 0 SO: 0	H: 0 R: 0 ER: 0 SO: 0	H: 0 R: 0 ER: 0 SO: 0	WP: 0 HR: 0 S: 7 P: 10	ERA: 0.00 WHIP: 0.000		

Miami Marlins @ Philadelphia Phillies
Citizens Bank Park, Philadelphia, PA
Tue Sep 11 2012, 7:07 PM - 10:37 PM EDT
Att: 42,028 - Partly Cloudy - 73 F

AB 35
R 7
H 11
RBI 7
BB 4
SO 11
LOB 16



Batter	1	2	3	4	5	6	7	8	9	AB	R	H	RBI	BB	SO	LOB	BOTTOM						
11 Jimmy Rollins, S OBP: 0.306, SLG: 0.417										3	3	2	3	1	0	0							
10 Juan Pierre, L OBP: 0.350, SLG: 0.371										4	2	3	1	0	0	0							
28 Kevin Frandsen, R OBP: 0.383, SLG: 0.403										0	0	0	0	1	0	0							
48 Philippe Aumont, L OBP: 0.306, SLG: 0.417										0	0	0	0	0	0	0							
58 Jonathan Papelbon, R ERA: 2.48										0	0	0	0	0	0	0							
26 Chase Utley, L OBP: 0.360, SLG: 0.453										3	0	3	1	2	0	0							
6 Ryan Howard, L OBP: 0.313, SLG: 0.424										5	0	1	0	0	0	8							
51 Carlos Ruiz, R OBP: 0.406, SLG: 0.563										3	1	1	1	1	0	0							
9 Dominic Brown, L OBP: 0.331, SLG: 0.369										5	0	2	1	0	2	6							
15 John Mayberry Jr., R OBP: 0.306, SLG: 0.425										5	1	1	0	0	1	2							
7 Michael Martinez, S OBP: 0.204, SLG: 0.247										3	1	1	0	0	0	1							
34 Roy Halladay, R ERA: 4.71	IP: 4.0 WLS: 0 BF: 20 ERA: 4.71		H: 8 R: 5 ER: 5 SO: 3	H: 0 R: 0 ER: 0 SO: 0	H: 0 R: 0 ER: 0 SO: 0	H: 0 R: 0 ER: 0 SO: 0	H: 0 R: 0 ER: 0 SO: 0	H: 0 R: 0 ER: 0 SO: 0	H: 0 R: 0 ER: 0 SO: 0	WP: 0 HR: 0 S: 19 P: 31	ERA: 11.25 WHIP: 2.500								WP: 0 HR: 0 S: 7 P: 11	ERA: 0.00 WHIP: 0.000			
43 Dan Jennings, L ERA: 2.77	IP: 1.0 WLS: 0 BF: 4 ERA: 2.77		H: 1 R: 0 ER: 0 SO: 0	H: 0 R: 0 ER: 0 SO: 0	H: 0 R: 0 ER: 0 SO: 0	H: 0 R: 0 ER: 0 SO: 0	H: 0 R: 0 ER: 0 SO: 0	H: 0 R: 0 ER: 0 SO: 0	H: 0 R: 0 ER: 0 SO: 0	WP: 0 HR: 0 S: 19 P: 31	ERA: 0.00 WHIP: 1.000									WP: 0 HR: 0 S: 7 P: 11	ERA: 0.00 WHIP: 0.000		
39 Chris Hatcher, R ERA: 3.95	IP: 1.0 WLS: 0 BF: 9 ERA: 3.95		H: 5 R: 3 ER: 1 SO: 1	H: 0 R: 0 ER: 0 SO: 0	H: 0 R: 0 ER: 0 SO: 0	H: 0 R: 0 ER: 0 SO: 0	H: 0 R: 0 ER: 0 SO: 0	H: 0 R: 0 ER: 0 SO: 0	H: 0 R: 0 ER: 0 SO: 0	WP: 0 HR: 0 S: 19 P: 31	ERA: 9.00 WHIP: 5.000									WP: 0 HR: 0 S: 7 P: 11	ERA: 0.00 WHIP: 0.000		
57 Chad Gaudin, R ERA: 4.71	IP: 0.1 WLS: 0 BF: 2 ERA: 4.71		H: 1 R: 1 ER: 1 SO: 0	H: 0 R: 0 ER: 0 SO: 0	H: 0 R: 0 ER: 0 SO: 0	H: 0 R: 0 ER: 0 SO: 0	H: 0 R: 0 ER: 0 SO: 0	H: 0 R: 0 ER: 0 SO: 0	H: 0 R: 0 ER: 0 SO: 0	WP: 0 HR: 0 S: 19 P: 31	ERA: 27.00 WHIP: 3.000									WP: 0 HR: 0 S: 7 P: 11	ERA: 0.00 WHIP: 0.000		
40 Mike Dunn, L ERA: 3.79	IP: 0.2 WLS: 0 BF: 5 ERA: 3.79		H: 0 R: 0 ER: 0 SO: 0	H: 0 R: 0 ER: 0 SO: 0	H: 0 R: 0 ER: 0 SO: 0	H: 0 R: 0 ER: 0 SO: 0	H: 0 R: 0 ER: 0 SO: 0	H: 0 R: 0 ER: 0 SO: 0	H: 0 R: 0 ER: 0 SO: 0	WP: 0 HR: 0 S: 19 P: 31	ERA: 0.00 WHIP: 3.000									WP: 0 HR: 0 S: 7 P: 11	ERA: 0.00 WHIP: 0.000		

Miami Marlins @ Philadelphia Phillies
Citizens Bank Park, Philadelphia, PA
Tue Sep 11 2012, 7:07 PM - 10:37 PM EDT
Att: 42,028 -

Batter	1	2	3	4	5	6	7	8	9	AB	R	H	RBI	BB	SO	LOB	TOP				
11 Jimmy Rollins, S OBP: 0.308, SLG: 0.421			G4-3	G5-3						3	0	0	0	2	1	0	Philadelphia Phillies @ Houston Astros Minute Maid Park, Houston, TX Thu Sep 13 2012, 7:06 PM - 10:34 PM CDT Att: 13,028 - Roof Closed - 73 F				
10 Juan Pierre, L OBP: 0.352, SLG: 0.370										3	1	2	0	1	0	0					
37 Antonio Bastardo, R										0	0	0	0	0	0	0					
51 Carlos Ruiz, R OBP: 0.407, SLG: 0.564										1	0	1	0	0	0	0					
46 Philippe Aumont, L										0	0	0	0	0	0	0					
63 Jake Diekman, R										0	0	0	0	0	0	0					
26 Chase Utley, L OBP: 0.363, SLG: 0.446	L4									4	1	1	0	1	0	6					
6 Ryan Howard, L OBP: 0.305, SLG: 0.412	G4-3									4	0	1	1	0	1	2					
15 John Mabrey Jr., R OBP: 0.312, SLG: 0.424	K									4	1	1	1	1	2	2					
9 Dornic Brown, L OBP: 0.331, SLG: 0.352										3	1	0	0	2	0	3					
28 Kevin Frandsen, R OBP: 0.389, SLG: 0.398										4	0	1	1	0	0	2	AB 34 R 4 H 9 RBI 4 BB 7 SO 8 LOB 18				
31 Erik Kratz, R OBP: 0.304, SLG: 0.544										4	0	1	1	0	2	2					
50 Tyler Cloyd, R OBP: 0.375, SLG: 0.167										2	0	0	0	0	1	1					
53 B.J. Rosenberg, R										0	0	0	0	0	0	0					
4 Pete Orr, L OBP: 0.327, SLG: 0.438										1	0	1	0	0	0	0					
43 Josh Lindblom, R										0	0	0	0	0	0	0					
22 Nate Schierholtz, L OBP: 0.309, SLG: 0.391										1	0	0	0	0	1	0					
Inning Stats	R: 0 E: 0 K: 1 S: 8	H: 1 LOB: 0 P: 11	R: 1 E: 0 K: 1 S: 15	H: 1 LOB: 1 P: 27	R: 3 E: 1 K: 1 S: 18	H: 4 LOB: 2 P: 27	R: 0 E: 0 K: 0 S: 7	H: 0 LOB: 0 P: 9	R: 0 E: 0 K: 0 S: 12	H: 1 LOB: 3 P: 25	R: 0 E: 0 K: 1 S: 10	H: 0 LOB: 1 P: 18	R: 0 E: 0 K: 2 S: 11	H: 1 LOB: 2 P: 19	R: 0 E: 0 K: 1 S: 9	H: 1 LOB: 0 P: 11	1B: 8 2B: 1 3B: 0 HR: 0	SF: 1 SAC: 0 DP: 1 HBP: 0	WP: 1 PB: 0 SB: 2 CS: 0	PA: 42	
PITCHER	IP WLS BF H R ER SO BB IBB HBP BLK WP HR S P ERA WHIP	IP WLS BF H R ER SO BB IBB HBP BLK WP HR S P ERA WHIP	IP WLS BF H R ER SO BB IBB HBP BLK WP HR S P ERA WHIP	IP WLS BF H R ER SO BB IBB HBP BLK WP HR S P ERA WHIP	IP WLS BF H R ER SO BB IBB HBP BLK WP HR S P ERA WHIP	IP WLS BF H R ER SO BB IBB HBP BLK WP HR S P ERA WHIP	IP WLS BF H R ER SO BB IBB HBP BLK WP HR S P ERA WHIP	IP WLS BF H R ER SO BB IBB HBP BLK WP HR S P ERA WHIP	IP WLS BF H R ER SO BB IBB HBP BLK WP HR S P ERA WHIP	IP WLS BF H R ER SO BB IBB HBP BLK WP HR S P ERA WHIP	IP WLS BF H R ER SO BB IBB HBP BLK WP HR S P ERA WHIP	IP WLS BF H R ER SO BB IBB HBP BLK WP HR S P ERA WHIP	IP WLS BF H R ER SO BB IBB HBP BLK WP HR S P ERA WHIP	IP WLS BF H R ER SO BB IBB HBP BLK WP HR S P ERA WHIP	IP WLS BF H R ER SO BB IBB HBP BLK WP HR S P ERA WHIP	IP WLS BF H R ER SO BB IBB HBP BLK WP HR S P ERA WHIP	IP WLS BF H R ER SO BB IBB HBP BLK WP HR S P ERA WHIP	IP WLS BF H R ER SO BB IBB HBP BLK WP HR S P ERA WHIP	IP WLS BF H R ER SO BB IBB HBP BLK WP HR S P ERA WHIP	IP WLS BF H R ER SO BB IBB HBP BLK WP HR S P ERA WHIP	IP WLS BF H R ER SO BB IBB HBP BLK WP HR S P ERA WHIP
64 Lucas Harrell, R ERA: 3.86	5.2	29	7	4	3	4	5	0	0	0	0	1	0	63	105	4.76	2.118				
63 Xavier Cedeño, L ERA: 4.5	1.0	4	0	0	0	1	1	0	0	0	0	0	0	11	21	0.00	1.000				
62 Hector Ambriz, R ERA: 5.59	0.2	2	0	0	0	1	0	0	0	0	0	0	0	6	8	0.00	0.000				
53 Wesley Wright, L ERA: 3.33	0.2	W 4	1	0	0	1	1	0	0	0	0	0	0	7	13	0.00	3.000				
59 Wilton Lopez, R ERA: 2.5	1.0	S 3	1	0	0	1	0	0	0	0	0	0	0	9	11	0.00	1.000				
Batter	1	2	3	4	5	6	7	8	9	AB	R	H	RBI	BB	SO	LOB	BOTTOM				
27 Jose Altuve, R OBP: 0.341, SLG: 0.394	P2									5	0	2	0	0	0	2	Philadelphia Phillies @ Houston Astros Minute Maid Park, Houston, TX Thu Sep 13 2012, 7:06 PM - 10:34 PM CDT Att: 13,028 - Roof Closed - 73 F				
21 Fernando Martinez, L OBP: 0.302, SLG: 0.457	G6-3									2	0	0	0	0	0	0					
16 Matt Downs, R										1	0	0	0	0	1	1					
19 Brian Bogusevic, L										1	0	0	0	0	1	2					
29 Brett Wallace, L OBP: 0.335, SLG: 0.437	K									4	0	0	0	0	1	4					
44 Justin Maxwell, R OBP: 0.314, SLG: 0.459	K									4	1	1	0	0	1	0					
15 Jason Castro, L OBP: 0.344, SLG: 0.369	L9									2	1	1	0	2	0	0					
1 Jordan Schafer, L OBP: 0.297, SLG: 0.294										0	0	0	0	0	0	0					
22 Carlos Corporan, S OBP: 0.309, SLG: 0.444										0	0	0	0	0	0	0					
30 Matt Dominguez, R OBP: 0.321, SLG: 0.566	K									3	2	1	3	1	1	1					
38 Jimmy Paredes, S ERA: 4.95										3	0	1	0	0	2	1	AB 33 R 6 H 10 RBI 6 BB 3 SO 10 LOB 15				
62 Hector Ambriz, L										0	0	0	0	0	0	0					
53 Wesley Wright, R										0	0	0	0	0	0	0					
46 Scott Milton, L OBP: 0.306, SLG: 0.469										0	0	0	0	0	0	0					
18 Jordan Lyles, L OBP: 0.176, SLG: 0.142										0	0	0	0	0	0	0					
59 Wilton Lopez, R										0	0	0	0	0	0	0					
23 Tyler Greene, R OBP: 0.272, SLG: 0.399										3	0	1	0	0	1	2					
4 Jed Lowrie, S OBP: 0.345, SLG: 0.457										1	1	1	2	0	0	0					
64 Lucas Harrell, S OBP: 0.179, SLG: 0.164										2	0	0	0	0	2	2					
63 Xavier Cedeño, L										0	0	0	0	0	0	0					
2 Brandon Barnes, R OBP: 0.258, SLG: 0.302										2	0	2	1	0	0	0					
Inning Stats	R: 0 E: 0 K: 1 S: 7	H: 0 LOB: 0 P: 10	R: 0 E: 0 K: 2 S: 9	H: 0 LOB: 0 P: 13	R: 0 E: 0 K: 1 S: 18	H: 2 LOB: 3 P: 26	R: 3 E: 0 K: 2 S: 18	H: 4 LOB: 1 P: 30	R: 0 E: 0 K: 0 S: 3	H: 0 LOB: 0 P: 6	R: 0 E: 0 K: 2 S: 12	H: 1 LOB: 1 P: 21	R: 0 E: 0 K: 1 S: 15	H: 1 LOB: 0 P: 19	R: 3 E: 0 K: 1 S: 17	H: 3 LOB: 3 P: 32	1B: 7 2B: 2 3B: 0 HR: 1	SF: 0 SAC: 0 DP: 0 HBP: 2	WP: 0 PB: 0 SB: 2 CS: 1	PA: 38	
PITCHER	IP WLS BF H R ER SO BB IBB HBP BLK WP HR S P ERA WHIP	IP WLS BF H R ER SO BB IBB HBP BLK WP HR S P ERA WHIP	IP WLS BF H R ER SO BB IBB HBP BLK WP HR S P ERA WHIP	IP WLS BF H R ER SO BB IBB HBP BLK WP HR S P ERA WHIP	IP WLS BF H R ER SO BB IBB HBP BLK WP HR S P ERA WHIP	IP WLS BF H R ER SO BB IBB HBP BLK WP HR S P ERA WHIP	IP WLS BF H R ER SO BB IBB HBP BLK WP HR S P ERA WHIP	IP WLS BF H R ER SO BB IBB HBP BLK WP HR S P ERA WHIP	IP WLS BF H R ER SO BB IBB HBP BLK WP HR S P ERA WHIP	IP WLS BF H R ER SO BB IBB HBP BLK WP HR S P ERA WHIP	IP WLS BF H R ER SO BB IBB HBP BLK WP HR S P ERA WHIP	IP WLS BF H R ER SO BB IBB HBP BLK WP HR S P ERA WHIP	IP WLS BF H R ER SO BB IBB HBP BLK WP HR S P ERA WHIP	IP WLS BF H R ER SO BB IBB HBP BLK WP HR S P ERA WHIP	IP WLS BF H R ER SO BB IBB HBP BLK WP HR S P ERA WHIP	IP WLS BF H R ER SO BB IBB HBP BLK WP HR S P ERA WHIP	IP WLS BF H R ER SO BB IBB HBP BLK WP HR S P ERA WHIP	IP WLS BF H R ER SO BB IBB HBP BLK WP HR S P ERA WHIP	IP WLS BF H R ER SO BB IBB HBP BLK WP HR S P ERA WHIP	IP WLS BF H R ER SO BB IBB HBP BLK WP HR S P ERA WHIP	IP WLS BF H R ER SO BB IBB HBP BLK WP HR S P ERA WHIP
50 Tyler Cloyd, R ERA: 4.95	3.0	15	5	3	3	4	0	0	0	0	0	1	43	65	9.00	1.667					
53 B.J. Rosenberg, R ERA: 9.6	2.0	7	1	0	0	2	0	0	0	0	0	0	12	20	0.00	0.500					
43 Josh Lindblom, R ERA: 3.36	1.0	H 4	0	0	0	2	1	0	0	0	0	0	12	21	0.00	1.000					
37 Antonio Bastardo, L ERA: 4.47	1.0	H 4	1	0	0	1	0	0	0	0	0	0	15	19	0.00	1.000					
46 Philippe Aumont, R ERA: 3.0	0.2	L 4	0	2	2	0	2	0	1	0	0	0	5	17	27.00	3.000					
PITCHER	IP WLS BF H R ER SO BB IBB HBP BLK WP HR S P ERA WHIP	IP WLS BF H R ER SO BB IBB HBP BLK WP HR S P ERA WHIP	IP WLS BF H R ER SO BB IBB HBP BLK WP HR S P ERA WHIP	IP WLS BF H R ER SO BB IBB HBP BLK WP HR S P ERA WHIP	IP WLS BF H R ER SO BB IBB HBP BLK WP HR S P ERA WHIP	IP WLS BF H R ER SO BB IBB HBP BLK WP HR S P ERA WHIP	IP WLS BF H R ER SO BB IBB HBP BLK WP HR S P ERA WHIP	IP WLS BF H R ER SO BB IBB HBP BLK WP HR S P ERA WHIP	IP WLS BF H R ER SO BB IBB HBP BLK WP HR S P ERA WHIP	IP WLS BF H R ER SO BB IBB HBP BLK WP HR S P ERA WHIP	IP WLS BF H R ER SO BB IBB HBP BLK WP HR S P ERA WHIP	IP WLS BF H R ER SO BB IBB HBP BLK WP HR S P ERA WHIP	IP WLS BF H R ER SO BB IBB HBP BLK WP HR S P ERA WHIP	IP WLS BF H R ER SO BB IBB HBP BLK WP HR S P ERA WHIP	IP WLS BF H R ER SO BB IBB HBP BLK WP HR S P ERA WHIP	IP WLS BF H R ER SO BB IBB HBP BLK WP HR S P ERA WHIP	IP WLS BF H R ER SO BB IBB HBP BLK WP HR S P ERA WHIP	IP WLS BF H R ER SO BB IBB HBP BLK WP HR S P ERA WHIP	IP WLS BF H R ER SO BB IBB HBP BLK WP HR S P ERA WHIP	IP WLS BF H R ER SO BB IBB HBP BLK WP HR S P ERA WHIP	IP WLS BF H R ER SO BB IBB HBP BLK WP HR S P ERA WHIP
63 Jake Diekman, L ERA: 4.76	0.1	B 4	3	1	1	1	0	0	0	0	0	0	12	20	0.00	0.500					

Batter	1	2	3	4	5	6	7	8	9	AB R H RBI BB SO LOB	TOP											
11 Jimmy Rollins, S OBP: 0.314, SLG: 0.432										3 2 1 1 1 2 0	Philadelphia Phillies @ New York Mets Citi Field, Flushing, NY Mon Sep 17 2012, 7:12 PM - 9:49 PM EDT Att: 20,527 - Cloudy - 71 F											
15 John Mabrey Jr., R OBP: 0.315, SLG: 0.422										4 0 0 0 0 1 2												
26 Chase Utley, L OBP: 0.373, SLG: 0.446										3 0 2 1 0 1 0												
6 Ryan Howard, L OBP: 0.304, SLG: 0.405										4 0 0 0 0 1 2												
51 Carlos Ruiz, R OBP: 0.399, SLG: 0.545										4 0 1 0 0 1 0												
22 Nate Schierholtz, L OBP: 0.309, SLG: 0.389										4 0 0 0 0 1 1												
9 Domic Brown, L OBP: 0.340, SLG: 0.408										4 1 2 1 0 2 1												
28 Kevin Frandsen, R OBP: 0.386, SLG: 0.397										3 0 0 0 1 0 1												
33 Cliff Lee, L OBP: 0.183, SLG: 0.203										3 0 0 0 0 0 2												
58 Jonathan Papelbon, R OBP: 0.315, SLG: 0.432										0 0 0 0 0 0 0												
Inning Stats	R: 1 E: 1 K: 1 S: 11	H: 0 LOB: 0 BB: 0 P: 18	R: 0 E: 0 K: 2 S: 13	H: 1 LOB: 2 BB: 1 P: 23	R: 0 E: 0 K: 2 S: 11	H: 1 LOB: 1 BB: 0 P: 17	R: 0 E: 0 K: 0 S: 11	H: 1 LOB: 1 BB: 0 P: 10	R: 1 E: 0 K: 0 S: 7	H: 1 LOB: 0 BB: 0 P: 10	R: 0 E: 0 K: 2 S: 8	H: 0 LOB: 0 BB: 0 P: 10	R: 1 E: 0 K: 0 S: 9	H: 1 LOB: 1 BB: 1 P: 18	R: 0 E: 0 K: 0 S: 8	H: 1 LOB: 0 BB: 0 P: 14	R: 0 E: 0 K: 1 S: 9	H: 0 LOB: 0 BB: 0 P: 15	1B: 3 2B: 0 3B: 1 HR: 2	SF: 1 SAC: 0 DP: 1 HBP: 0	WP: 0 PB: 1 SB: 0 CS: 0	PA: 35
PITCHER	IP WLS BF H R ER SO BB IBB HBP BLK WP HR S P ERA WHIP	7.0 L 29 5 3 2 8 1 1 0 0 0 0 2 70 112 2.57 0.857	8.1 1.0 3 1 0 0 0 0 0 0 0 0 0 8 14 0.00 1.000	9.1 0.2 2 0 0 0 1 0 0 0 0 0 0 7 11 0.00 0.000	9.1 0.1 1 0 0 0 0 0 0 0 0 0 0 2 4 0.00 0.000											IP WLS BF H R ER SO BB IBB HBP BLK WP HR S P ERA WHIP						

AB 32
R 3
H 6
RBI 3
BB 2
SO 9
LOB 9



Batter	1	2	3	4	5	6	7	8	9	AB R H RBI BB SO LOB	BOTTOM											
11 Rubén Tejada, R OBP: 0.333, SLG: 0.349										3 0 1 0 1 0 1	Philadelphia Phillies @ New York Mets Citi Field, Flushing, NY Mon Sep 17 2012, 7:12 PM - 9:49 PM EDT Att: 20,527 - Cloudy - 71 F											
28 Daniel Murphy, L OBP: 0.337, SLG: 0.412										4 0 1 1 0 2 3												
5 David Wright, R OBP: 0.397, SLG: 0.490										4 0 1 0 0 1 1												
12 Scott Hairston, R OBP: 0.300, SLG: 0.502										4 0 0 0 0 2 2												
21 Lucas Duda, L OBP: 0.331, SLG: 0.402										4 0 1 0 0 1 2												
44 Jason Bay, R OBP: 0.232, SLG: 0.280										3 0 0 0 0 2 1												
1 Jordany Valdespin, L OBP: 0.289, SLG: 0.433										1 0 0 0 0 0 0												
56 Andres Torres, S OBP: 0.322, SLG: 0.315										3 0 1 0 0 0 1												
23 Mike Baxter, L OBP: 0.360, SLG: 0.400										1 0 0 0 0 0 0												
4 Mike Nickes, R OBP: 0.299, SLG: 0.329										2 1 1 0 0 1 1												
13 Ronny Cedeno, R OBP: 0.299, SLG: 0.329										1 0 0 0 0 0 0												
73 Robert Carson, L OBP: 0.299, SLG: 0.329										0 0 0 0 0 0 0												
66 Josh Edgin, R OBP: 0.299, SLG: 0.329										0 0 0 0 0 0 0												
52 Ramon E Ramirez, R OBP: 0.299, SLG: 0.329										0 0 0 0 0 0 0												
29 Ike Davis, L OBP: 0.300, SLG: 0.444										1 0 0 0 0 1 1												
43 R.A. Dickey, R OBP: 0.172, SLG: 0.159										1 0 0 0 0 1 1												
6 Kelly Shoppach, R OBP: 0.327, SLG: 0.464										1 0 1 0 0 0 0												
Inning Stats	R: 0 E: 0 K: 2 S: 13	H: 2 LOB: 2 BB: 0 P: 20	R: 0 E: 0 K: 3 S: 12	H: 1 LOB: 1 BB: 0 P: 15	R: 0 E: 0 K: 1 S: 7	H: 0 LOB: 0 BB: 0 P: 12	R: 0 E: 0 K: 1 S: 11	H: 1 LOB: 1 BB: 0 P: 15	R: 1 E: 0 K: 1 S: 10	H: 2 LOB: 1 BB: 0 P: 11	R: 0 E: 0 K: 2 S: 9	H: 0 LOB: 0 BB: 0 P: 11	R: 0 E: 0 K: 0 S: 12	H: 1 LOB: 2 BB: 1 P: 20	R: 0 E: 0 K: 0 S: 5	H: 0 LOB: 0 BB: 0 P: 7	R: 0 E: 0 K: 1 S: 10	H: 0 LOB: 0 BB: 0 P: 12	1B: 6 2B: 1 3B: 0 HR: 0	SF: 0 SAC: 1 DP: 0 HBP: 0	WP: 0 PB: 0 SB: 0 CS: 0	PA: 35
PITCHER	IP WLS BF H R ER SO BB IBB HBP BLK WP HR S P ERA WHIP	8.0 W 32 7 1 1 10 1 0 0 0 0 0 0 79 111 1.12 1.000	9.1 1.0 S 3 0 0 0 1 0 0 0 0 0 0 0 10 12 0.00 0.000											IP WLS BF H R ER SO BB IBB HBP BLK WP HR S P ERA WHIP								

AB 33
R 1
H 7
RBI 1
BB 1
SO 11
LOB 13



Batter	1	2	3	4	5	6	7	8	9	AB	R	H	RBI	BB	SO	LOB	TOP			
24 Michael Bourn, L (1.8) OBP: 0.343, SLG: 0.388										4	0	1	0	0	2	0	Atlanta Braves @ Philadelphia Phillies Citizens Bank Park, Philadelphia, PA Fri Sep 21 2012, 7:09 PM - 9:43 PM EDT Att: 44,052 - Partly Cloudy - 76 F			
14 Martín Prado, R (1.6) OBP: 0.357, SLG: 0.430										4	0	2	0	0	0	1				
22 Jason Heyward, L (1.9) OBP: 0.338, SLG: 0.487										4	0	0	0	0	3	3				
10 Chipper Jones, S (1.5) OBP: 0.379, SLG: 0.468										4	0	0	0	0	2	3				
5 Freddie Freeman, L (1.3) OBP: 0.346, SLG: 0.455										3	1	0	0	1	1	0				
26 Dan Uggla, R (1.4) OBP: 0.346, SLG: 0.390										4	1	2	0	0	0	0				
16 Brian McCann, L (1.2) OBP: 0.298, SLG: 0.406										4	0	0	1	0	1	2				
13 Jose Constanza, L (1.7) OBP: 0.323, SLG: 0.300									3	0	1	1	0	0	1					
48 Tommy Hanson, R (1.1) OBP: 0.060, SLG: 0.021									2	0	0	0	0	0	0	1				
53 Cory Gearrin, R (6.1)									0	0	0	0	0	0	0	0				
27 Lyle Overbay, L (7. PH) OBP: 0.336, SLG: 0.404									0	0	0	0	0	0	0	0				
11 Reed Johnson, R (7. PH) OBP: 0.343, SLG: 0.415									1	0	0	0	0	0	0	1				
43 Luis Avilán, L (7.1) OBP: 0.333, SLG: 0.333									0	0	0	0	0	0	0	0				
Inning Stats	R: 0 E: 0 K: 2 S: 14	H: 1 LOB: 1 BB: 0 P: 18	R: 1 E: 0 K: 0 S: 8	H: 1 LOB: 1 BB: 1 P: 13	R: 0 E: 0 K: 2 S: 11	H: 0 LOB: 0 BB: 0 P: 16	R: 0 E: 0 K: 0 S: 8	H: 0 LOB: 0 BB: 0 P: 10	R: 0 E: 0 K: 1 S: 5	H: 0 LOB: 0 BB: 0 P: 9	R: 1 E: 0 K: 1 S: 12	H: 2 LOB: 1 BB: 0 P: 20	R: 0 E: 0 K: 2 S: 11	H: 1 LOB: 0 BB: 0 P: 15	R: 0 E: 0 K: 1 S: 11	H: 0 LOB: 0 BB: 0 P: 17	1B: 4 2B: 2 3B: 0 HR: 0	SF: 0 SAC: 0 DP: 0 HBP: 0	WP: 0 PB: 0 SB: 0 CS: 0	PA: 34
PITCHER	IP WLS BF H R ER SO BB IBB HBP BLK WP HR S P ERA WHIP																			
38 Kyle Kendrick, R (1.1) ERA: 3.89	6.2	W 26	5	2	2	6	1	0	0	0	0	0	0	0	65	98	2.70	0.900		
47 Jeremy Horst, L (7.1) ERA: 1.09	0.1	H 1	1	0	0	0	0	0	0	0	0	0	0	0	1	2	0.00	0.000		
37 Antonio Bastardo, L (8.1) ERA: 4.47	1.0	H 4	1	0	0	2	0	0	0	0	0	0	0	11	15	0.00	1.000			
58 Jonathan Papelbon, R (9.1) ERA: 2.33	1.0		3	0	0	1	0	0	0	0	0	0	0	11	17	0.00	0.000			

AB	33
R	2
H	6
RBI	2
BB	1
SO	9
LOB	12



Batter	1	2	3	4	5	6	7	8	9	AB	R	H	RBI	BB	SO	LOB	BOTTOM			
11 Jimmy Rollins, S (1.6) OBP: 0.315, SLG: 0.434										4	0	0	0	0	2	1	Atlanta Braves @ Philadelphia Phillies Citizens Bank Park, Philadelphia, PA Fri Sep 21 2012, 7:09 PM - 9:43 PM EDT Att: 44,052 - Partly Cloudy - 76 F			
10 Juan Pierre, L (1.7) OBP: 0.360, SLG: 0.385										3	1	1	0	0	0	1				
37 Antonio Bastardo, R (8.1) OBP: 0.309, SLG: 0.522										0	0	0	0	0	0	0				
56 Jonathan Papelbon, R (9.1) OBP: 0.309, SLG: 0.522										1	0	0	0	0	0	0				
26 Chase Utley, L (1.4) OBP: 0.382, SLG: 0.462										3	2	1	2	1	0	0				
6 Ryan Howard, L (1.3) OBP: 0.303, SLG: 0.436										4	1	1	1	0	2	1				
51 Carlos Ruiz, R (1.2) OBP: 0.401, SLG: 0.550										3	1	2	2	1	1	0				
9 Domonic Brown, L (1.9) OBP: 0.335, SLG: 0.399										3	0	0	0	0	0	2				
15 John Mayberry Jr., R (1.8) OBP: 0.312, SLG: 0.417										3	0	0	0	0	2	1				
28 Kevin Frandsen, R (1.5) OBP: 0.385, SLG: 0.406										3	1	1	1	0	0	0				
38 Kyle Kendrick, R (1.1) OBP: 0.222, SLG: 0.212										1	0	0	0	1	1	0				
47 Jeremy Horst, L (7.1) ERA: 1.09										0	0	0	0	0	0	0				
24 Ty Wigginton, R (7. PH) OBP: 0.311, SLG: 0.379										1	0	0	0	0	0	0				
22 Nate Schierholz, L (8.9) OBP: 0.308, SLG: 0.392										0	0	0	0	0	0	0				
Inning Stats	R: 1 E: 0 K: 1 S: 10	H: 1 LOB: 0 BB: 0 P: 13	R: 0 E: 0 K: 0 S: 5	H: 0 LOB: 1 BB: 1 P: 10	R: 1 E: 0 K: 1 S: 7	H: 1 LOB: 0 BB: 0 P: 8	R: 2 E: 0 K: 1 S: 11	H: 2 LOB: 0 BB: 0 P: 18	R: 0 E: 0 K: 1 S: 7	H: 0 LOB: 1 BB: 1 P: 13	R: 1 E: 0 K: 2 S: 10	H: 1 LOB: 1 BB: 1 P: 20	R: 0 E: 0 K: 0 S: 5	H: 0 LOB: 0 BB: 0 P: 9	R: 1 E: 0 K: 2 S: 10	H: 1 LOB: 0 BB: 0 P: 18	1B: 1 2B: 0 3B: 1 HR: 4	SF: 0 SAC: 0 DP: 1 HBP: 0	WP: 1 PB: 0 SB: 1 CS: 0	PA: 32
PITCHER	IP WLS BF H R ER SO BB IBB HBP BLK WP HR S P ERA WHIP																			
48 Tommy Hanson, R (1.1) ERA: 4.46	5.1	L 22	4	5	5	5	3	0	0	0	0	0	0	0	45	73	8.44	1.312		
53 Cory Gearrin, R (6.1) ERA: 1.02	0.2		3	1	0	0	0	0	0	0	0	0	0	5	9	0.00	1.500			
43 Luis Avilán, L (7.1) ERA: 2.25	2.0		7	1	1	1	0	0	0	0	0	0	0	15	27	4.50	0.500			

AB	29
R	6
H	6
RBI	6
BB	3
SO	8
LOB	6



Batter	1	2	3	4	5	6	7	8	9	AB	R	H	RBI	BB	SO	LOB	TOP						
24 Michael Bourn, L (1,8) OBP: 0.346, SLG: 0.391											3	2	2	0	2	0	1						
14 Martin Prado, R (1,6) OBP: 0.360, SLG: 0.431											3	1	2	0	2	0	1						
22 Jason Heyward, L (1,9) OBP: 0.340, SLG: 0.489											4	2	2	4	1	0	3						
10 Chipper Jones, S (1,5) OBP: 0.379, SLG: 0.470											5	1	2	1	0	2	6						
5 Freddie Freeman, L (1,3) OBP: 0.345, SLG: 0.458											5	1	1	3	0	3	2						
26 Dan Uggla, R (1,4) OBP: 0.345, SLG: 0.387											4	0	0	0	1	2	0						
16 Brian McCann, L (1,2)											4	1	0	0	1	1	1						
13 Jose Constanza, L (1,7) OBP: 0.313, SLG: 0.290											2	0	0	0	0	2	1						
11 Reed Johnson, R (6,PH) OBP: 0.343, SLG: 0.412											2	0	0	0	1	0	1						
36 Mike Minor, R (1,1) OBP: 0.107, SLG: 0.093											3	0	0	0	0	1	2						
2 Jeff Schrieber, R (7,PH) OBP: 0.234, SLG: 0.402											0	0	0	0	0	0	0						
27 Lyke Overstreet, L (7,PH) OBP: 0.333, SLG: 0.240											1	0	0	0	0	0	2						
32 Chad Durbin, R (7,1) OBP: 0.333, SLG: 0.240											0	0	0	0	0	0	0						
39 Jonny Venters, L (7,1) OBP: 0.346, SLG: 0.413											0	0	0	0	0	0	0						
34 Eric O'Flaherty, L (9,1) OBP: 0.346, SLG: 0.413											0	0	0	0	0	0	0						
Inning Stats	R: 3 E: 0 K: 1 S: 14	H: 3 LOB: 0 BB: 1 P: 20	R: 4 E: 0 K: 3 S: 24	H: 3 LOB: 1 BB: 2 P: 39	R: 0 E: 0 K: 3 S: 9	H: 0 LOB: 0 BB: 0 P: 12	R: 0 E: 0 K: 1 S: 13	H: 1 LOB: 2 BB: 1 P: 21	R: 0 E: 0 K: 0 S: 7	H: 0 LOB: 0 BB: 0 P: 12	R: 0 E: 0 K: 1 S: 8	H: 0 LOB: 3 BB: 3 P: 24	R: 0 E: 1 K: 1 S: 11	H: 0 LOB: 2 BB: 1 P: 19	R: 1 E: 0 K: 1 S: 12	H: 2 LOB: 1 BB: 0 P: 21	R: 0 E: 0 K: 0 S: 8	H: 0 LOB: 0 BB: 0 P: 13	1B: 5 2B: 3 3B: 0 HR: 1	SF: 0 SAC: 0 DP: 0 HBP: 0	WP: 0 PB: 0 SB: 0 CS: 1	PA: 44	
PITCHER	IP: 1.2 WLS: L BF: 12 ERA: 4.4	H: 5 R: 7 ER: 7 SO: 3	BB: 3 IBB: 0 HBP: 0 BLK: 0	WP: 0 HR: 1 S: 33 P: 51	ERA: 37.80 WHIP: 4.800	IP: 1.0 WLS: L BF: 5 ERA: 1.29	H: 2 R: 1 ER: 1 SO: 1	BB: 0 IBB: 0 HBP: 0 BLK: 0	WP: 0 HR: 0 S: 14 P: 20	ERA: 0.00 WHIP: 0.750	IP: 1.0 WLS: L BF: 3 ERA: 4.35	H: 0 R: 0 ER: 0 SO: 0	BB: 0 IBB: 0 HBP: 0 BLK: 0	WP: 0 HR: 0 S: 8 P: 13	ERA: 9.00 WHIP: 2.000	IP: 1.0 WLS: L BF: 3 ERA: 4.35	H: 0 R: 0 ER: 0 SO: 0	BB: 0 IBB: 0 HBP: 0 BLK: 0	WP: 0 HR: 0 S: 8 P: 13	1B: 0 2B: 0 3B: 0 HR: 0	SF: 0 SAC: 0 DP: 0 HBP: 0	WP: 0 PB: 0 SB: 0 CS: 1	PA: 44
34 Roy Halladay, R (1,1) ERA: 4.4	IP: 1.2 WLS: L BF: 12 ERA: 4.4	H: 5 R: 7 ER: 7 SO: 3	BB: 3 IBB: 0 HBP: 0 BLK: 0	WP: 0 HR: 1 S: 33 P: 51	ERA: 37.80 WHIP: 4.800	79 Justin De Fratus, R (8,1) ERA: 1.29	H: 2 R: 1 ER: 1 SO: 1	BB: 0 IBB: 0 HBP: 0 BLK: 0	WP: 0 HR: 0 S: 14 P: 20	ERA: 0.00 WHIP: 0.750	48 Philippe Aumont, R (9,1) ERA: 4.35	H: 0 R: 0 ER: 0 SO: 0	BB: 0 IBB: 0 HBP: 0 BLK: 0	WP: 0 HR: 0 S: 8 P: 13	ERA: 9.00 WHIP: 2.000	48 Philippe Aumont, R (9,1) ERA: 4.35	H: 0 R: 0 ER: 0 SO: 0	BB: 0 IBB: 0 HBP: 0 BLK: 0	WP: 0 HR: 0 S: 8 P: 13	1B: 0 2B: 0 3B: 0 HR: 0	SF: 0 SAC: 0 DP: 0 HBP: 0	WP: 0 PB: 0 SB: 0 CS: 1	PA: 44
47 Jeremy Horst, L (2,1) ERA: 8.0	IP: 1.1 WLS: L BF: 5 ERA: 8.0	H: 1 R: 0 ER: 0 SO: 4	BB: 0 IBB: 0 HBP: 0 BLK: 0	WP: 0 HR: 0 S: 14 P: 20	ERA: 0.00 WHIP: 1.000	63 Jake Diekman, L (6,1) ERA: 4.26	H: 0 R: 0 ER: 0 SO: 0	BB: 0 IBB: 0 HBP: 0 BLK: 0	WP: 0 HR: 0 S: 18 P: 40	ERA: 0.00 WHIP: 1.800	43 Josh Lindblom, R (7,1) ERA: 3.39	H: 0 R: 0 ER: 0 SO: 0	BB: 0 IBB: 0 HBP: 0 BLK: 0	WP: 0 HR: 0 S: 1 P: 3	ERA: 0.00 WHIP: 0.000	43 Josh Lindblom, R (7,1) ERA: 3.39	H: 0 R: 0 ER: 0 SO: 0	BB: 0 IBB: 0 HBP: 0 BLK: 0	WP: 0 HR: 0 S: 1 P: 3	1B: 0 2B: 0 3B: 0 HR: 0	SF: 0 SAC: 0 DP: 0 HBP: 0	WP: 0 PB: 0 SB: 0 CS: 1	PA: 44
11 Jimmy Rollins, S (1,6) OBP: 0.314, SLG: 0.431											3	0	0	0	1	1	0						
10 Juan Pierre, L (1,7) OBP: 0.359, SLG: 0.382											3	0	0	0	0	0	1						
26 Chase Utley, L (1,4) OBP: 0.377, SLG: 0.455											4	0	0	0	0	1	2						
6 Ryan Howard, L (1,3) OBP: 0.302, SLG: 0.445											4	1	1	1	0	2	2						
51 Carlos Ruiz, R (1,2) OBP: 0.399, SLG: 0.547											4	0	1	0	0	0	0						
15 John Mayberry Jr., R (1,8) OBP: 0.309, SLG: 0.413											4	0	0	0	0	2	1						
9 Dornic Brown, L (1,9) OBP: 0.335, SLG: 0.394											2	0	0	0	1	0	0						
28 Kevin Frandsen, R (1,5) OBP: 0.384, SLG: 0.418											3	1	1	0	0	0	2						
34 Roy Halladay, R (1,1) ERA: 4.4	IP: 1.2 WLS: L BF: 12 ERA: 4.4	H: 5 R: 7 ER: 7 SO: 3	BB: 3 IBB: 0 HBP: 0 BLK: 0	WP: 0 HR: 1 S: 33 P: 51	ERA: 37.80 WHIP: 4.800	79 Justin De Fratus, R (8,1) ERA: 1.29	H: 2 R: 1 ER: 1 SO: 1	BB: 0 IBB: 0 HBP: 0 BLK: 0	WP: 0 HR: 0 S: 14 P: 20	ERA: 0.00 WHIP: 0.750	48 Philippe Aumont, R (9,1) ERA: 4.35	H: 0 R: 0 ER: 0 SO: 0	BB: 0 IBB: 0 HBP: 0 BLK: 0	WP: 0 HR: 0 S: 8 P: 13	ERA: 9.00 WHIP: 2.000	48 Philippe Aumont, R (9,1) ERA: 4.35	H: 0 R: 0 ER: 0 SO: 0	BB: 0 IBB: 0 HBP: 0 BLK: 0	WP: 0 HR: 0 S: 8 P: 13	1B: 0 2B: 0 3B: 0 HR: 0	SF: 0 SAC: 0 DP: 0 HBP: 0	WP: 0 PB: 0 SB: 0 CS: 1	PA: 44
36 Mike Minor, L (1,1) ERA: 4.27	IP: 0.2 WLS: L BF: 4 ERA: 4.27	H: 1 R: 0 ER: 0 SO: 0	BB: 1 IBB: 0 HBP: 0 BLK: 0	WP: 0 HR: 0 S: 7 P:																			

Batter	1	2	3	4	5	6	7	8	9	AB	R	H	RBI	BB	SO	LOB	TOP										
28 Jayson Werth, R OBP: 0.396, SLG: 0.444	G6-3		G4-3						G4-3	3	0	1	0	2	0	0	Washington Nationals @ Philadelphia Phillies Citizens Bank Park, Philadelphia, PA Thu Sep 27 2012, 7:09 PM - 10:21 PM EDT Att: 44,070 - Cloudy - 75 F										
34 Bryce Harper, L OBP: 0.334, SLG: 0.465	HR		L4						K	4	1	2	2	1	1												
11 Ryan Zimmerman, R OBP: 0.349, SLG: 0.478	K								G4-3	5	1	1	0	0	3	5											
25 Adam LaRoche, L OBP: 0.338, SLG: 0.504	G3-1								F8	5	1	1	0	0	0	5											
38 Michael Morse, R OBP: 0.321, SLG: 0.457 22 Drew Storen, S	HR		G6-3						G6-3	4	2	2	4	0	0	2											
20 Ian Desmond, R OBP: 0.337, SLG: 0.519	G5-3		K						K	4	0	0	0	0	3	0											
8 Danny Espinosa, S OBP: 0.319, SLG: 0.407	B1-3								F8	3	1	0	0	1	1	0											
24 Kurt Suzuki, R OBP: 0.274, SLG: 0.329	G5-3								1B	4	0	1	0	0	0	1											
47 Gio González, R ERA: 4.91 7 Mark DeRosa, R ERA: 2.65 55 Eury Pérez, L ERA: 2.44 17 Sean Burnett, L ERA: 2.44 18 Chad Tracy, L ERA: 3.69 36 Tyler Clippard, R ERA: 3.69 2 Roger Bernadina, L ERA: 3.69	K		SH1-4						G3	1	0	0	0	0	1	0											
Inning Stats	R: 1 E: 0 K: 1 S: 11	H: 1 LOB: 0 BB: 0 P: 16	R: 1 E: 0 K: 0 S: 10	H: 1 LOB: 0 BB: 0 P: 14	R: 0 E: 0 K: 1 S: 10	H: 0 LOB: 0 BB: 0 P: 14	R: 1 E: 0 K: 1 S: 12	H: 1 LOB: 0 BB: 0 P: 17	R: 1 E: 0 K: 1 S: 9	H: 1 LOB: 2 BB: 2 P: 20	R: 2 E: 0 K: 2 S: 16	H: 2 LOB: 0 BB: 0 P: 27	R: 1 E: 0 K: 1 S: 15	H: 1 LOB: 2 BB: 2 P: 25	R: 0 E: 0 K: 1 S: 7	H: 1 LOB: 1 BB: 0 P: 11		R: 0 E: 0 K: 1 S: 13	H: 1 LOB: 1 BB: 0 P: 19	1B: 3 2B: 3 3B: 0 HR: 3	SF: 0 SAC: 1 DP: 0 HBP: 0	WP: 1 PB: 0 SB: 1 CS: 0	PA: 40				
PITCHER	IP	WLS	BF	H	R	ER	SO	BB	IBB	HBP	BLK	WP	HR	S	P	ERA	WHIP										
50 Tyler Cloyd, R ERA: 4.91	5.0	L	23	6	6	6	4	2	0	0	0	0	3	56	90	10.80	1.600										
47 Jeremy Horst, L ERA: 1.26	1.2		8	1	1	1	3	2	0	0	0	1	0	26	42	5.40	1.800										
48 Philippe Aumont, R ERA: 3.65	1.1		5	1	0	0	1	0	0	0	0	0	0	8	12	0.00	0.750										
63 Jake Diekman, L ERA: 4.1	1.0		4	1	0	0	1	0	0	0	0	0	0	13	19	0.00	1.000										

AB	35
R	7
H	9
RBI	6
BB	4
SO	9
LOB	15



Batter	1	2	3	4	5	6	7	8	9	AB	R	H	RBI	BB	SO	LOB	BOTTOM										
11 Jimmy Rollins, S OBP: 0.312, SLG: 0.428	G6-3								G5-3	5	0	1	0	0	0	0	Washington Nationals @ Philadelphia Phillies Citizens Bank Park, Philadelphia, PA Thu Sep 27 2012, 7:09 PM - 10:21 PM EDT Att: 44,070 - Cloudy - 75 F										
28 Kevin Frandsen, R OBP: 0.385, SLG: 0.445	G5-3								P4	4	0	2	0	0	1	0											
26 Chase Utley, L OBP: 0.377, SLG: 0.452	1B								G4-3	4	1	1	0	0	0	3											
6 Ryan Howard, L OBP: 0.296, SLG: 0.425	BB								G6-3	3	1	0	0	1	1	3											
15 John Mayberry Jr., R OBP: 0.307, SLG: 0.405 48 Philippe Aumont, L ERA: 3.65 19 Laynce Nix, L OBP: 0.317, SLG: 0.423 63 Jake Diekman, R ERA: 4.1	BB		F8						K	2	1	0	0	1	0	0											
18 Darin Ruf, R OBP: 0.357, SLG: 0.692	2B								K	4	0	2	3	0	2	0											
9 Domonic Brown, L OBP: 0.325, SLG: 0.399	BB		L5						P6	3	0	1	0	1	0	1											
31 Erik Kratz, R OBP: 0.303, SLG: 0.511 10 Juan Pierre, L OBP: 0.355, SLG: 0.378	L9		FC6-4						G4-3	3	0	0	0	0	1	4											
50 Tyler Cloyd, R OBP: 0.286, SLG: 0.091 47 Jeremy Horst, L ERA: 1.26 22 Nate Schierholtz, L OBP: 0.305, SLG: 0.384	K								G6-3	2	0	0	0	0	2	0											
Inning Stats	R: 3 E: 0 K: 0 S: 17	H: 2 LOB: 2 BB: 3 P: 37	R: 0 E: 0 K: 1 S: 12	H: 2 LOB: 0 BB: 0 P: 18	R: 0 E: 0 K: 0 S: 6	H: 1 LOB: 1 BB: 0 P: 11	R: 0 E: 0 K: 2 S: 8	H: 0 LOB: 0 BB: 0 P: 11	R: 0 E: 0 K: 1 S: 6	H: 0 LOB: 0 BB: 0 P: 11	R: 0 E: 0 K: 2 S: 10	H: 1 LOB: 1 BB: 0 P: 18	R: 0 E: 0 K: 0 S: 16	H: 1 LOB: 1 BB: 0 P: 25	R: 0 E: 0 K: 2 S: 10	H: 0 LOB: 0 BB: 0 P: 15		R: 0 E: 0 K: 0 S: 5	H: 0 LOB: 0 BB: 0 P: 8	1B: 4 2B: 3 3B: 0 HR: 0	SF: 0 SAC: 0 DP: 0 HBP: 0	WP: 1 PB: 1 SB: 1 CS: 0	PA: 37				
PITCHER	IP	WLS	BF	H	R	ER	SO	BB	IBB	HBP	BLK	WP	HR	S	P	ERA	WHIP										
47 Gio González, L ERA: 2.89	6.0	W	27	6	3	3	6	3	0	0	0	0	0	59	106	4.50	1.500										
17 Sean Burnett, L ERA: 2.44	1.0		4	1	0	0	0	0	0	0	0	0	0	16	25	0.00	1.000										
36 Tyler Clippard, R ERA: 3.69	1.0		3	0	0	0	2	0	0	0	0	0	0	10	15	0.00	0.000										
22 Drew Storen, R ERA: 2.3	1.0		3	0	0	0	0	0	0	0	0	0	0	5	8	0.00	0.000										

AB	34
R	3
H	7
RBI	3
BB	3
SO	8
LOB	12



Batter	1	2	3	4	5	6	7	8	9	AB	R	H	RBI	BB	SO	LOB	TOP			
11 Jimmy Rollins, S OBP: 0.311, SLG: 0.427										4	0	1	1	0	2	0				
28 Kevin Frandsen, R OBP: 0.377, SLG: 0.435										4	0	0	0	0	0	1				
26 Chase Utley, L OBP: 0.372, SLG: 0.445										4	0	0	0	0	2	0				
51 Carlos Ruiz, R OBP: 0.395, SLG: 0.541										4	0	1	0	0	0	0				
24 Ty Wigington, R OBP: 0.311, SLG: 0.378										3	0	2	0	0	1	0				
6 Ryan Howard, L OBP: 0.295, SLG: 0.423										1	0	0	0	0	1	1				
43 Josh Lindblom, R OBP: 0.323, SLG: 0.423										0	0	0	0	0	0	0				
18 Darin Ruf, R OBP: 0.383, SLG: 0.625										4	1	1	0	0	2	4				
19 Lavnce Nix, L OBP: 0.307, SLG: 0.466										3	0	1	0	0	0	1				
7 Michael Martinez, S OBP: 0.215, SLG: 0.265										3	0	1	0	0	0	1				
33 Cliff Lee, L OBP: 0.175, SLG: 0.194										2	0	0	0	0	1	0				
31 Erik Kratz, R OBP: 0.301, SLG: 0.507										1	0	0	0	0	0	1				
48 Philippe Aumont, L OBP: 0.305, SLG: 0.384										0	0	0	0	0	0	0				
22 Nate Schierholz, L OBP: 0.305, SLG: 0.384										0	0	0	0	0	0	0				
Inning Stats	R: 0 H: 0 E: 0 K: 2 S: 11	H: 0 LOB: 0 BB: 0 P: 18	R: 0 H: 3 E: 0 K: 1 S: 13	LOB: 2 BB: 0 P: 20	R: 0 H: 0 E: 0 K: 1 S: 6	LOB: 0 BB: 0 P: 8	R: 0 H: 0 E: 0 K: 2 S: 8	LOB: 0 BB: 0 P: 11	R: 0 H: 0 E: 0 K: 0 S: 6	LOB: 0 BB: 0 P: 10	R: 0 H: 1 E: 0 K: 1 S: 12	LOB: 1 BB: 0 P: 21	R: 1 H: 2 E: 0 K: 0 S: 9	LOB: 1 BB: 0 P: 16	R: 0 H: 1 E: 0 K: 2 S: 13	LOB: 2 BB: 1 P: 24	1B: 6 2B: 1 3B: 0 HR: 0	SF: 0 SAC: 0 DP: 0 HBP: 0	WP: 0 PB: 0 SB: 0 CS: 0	PA: 34
PITCHER	IP: 8.0 WLS: 29 BF: 6	WLS: 5 BF: 1	H: 6 R: 1 ER: 1 SO: 8	BB: 0 IBB: 0 HBP: 0 BLK: 0	WP: 0 HR: 0 S: 73 P: 115	ERA: 1.12 WHIP: 0.750	IP: 1.0 WLS: 5 BF: 5	H: 1 R: 0 ER: 0 SO: 2	BB: 1 IBB: 0 HBP: 0 BLK: 0	WP: 0 HR: 0 S: 13 P: 24	ERA: 0.00 WHIP: 2.000									

Philadelphia Phillies @ Miami Marlins
Marlins Park, Miami, FL
Fri Sep 28 2012, 7:13 PM - 9:34 PM EDT
Att: 28,201 - Roof Closed - 77 F

AB 33
R 1
H 7
RBI 1
BB 1
SO 10
LOB 9



Batter	1	2	3	4	5	6	7	8	9	AB	R	H	RBI	BB	SO	LOB	BOTTOM			
2 Gorkys Hernández, R OBP: 0.252, SLG: 0.262										3	0	1	0	0	1	0				
6 Scott Cousins, L OBP: 0.196, SLG: 0.274										1	0	0	0	0	1	2				
31 Steve Cishek, R OBP: 0.357, SLG: 0.605										0	0	0	0	0	0	0				
11 Bryan Petersen, L OBP: 0.270, SLG: 0.256										4	1	1	0	0	0	1				
7 José Reyes, S OBP: 0.344, SLG: 0.429										4	0	0	0	0	0	1				
27 Giancarlo Stanton, R OBP: 0.357, SLG: 0.605										3	1	2	1	1	0	0				
45 Carlos Lee, R OBP: 0.329, SLG: 0.370										4	0	1	1	0	1	1				
17 Donovan Solano, R OBP: 0.340, SLG: 0.377										3	0	1	0	0	2	1				
14 John Buck, R OBP: 0.303, SLG: 0.355										2	0	0	0	0	0	1				
41 Gil Velazquez, R OBP: 0.250, SLG: 0.275										3	0	0	0	0	0	1				
56 Mark Buehrle, L OBP: 0.045, SLG: 0.060										2	0	0	0	0	1	0				
29 Greg Dobbs, L OBP: 0.314, SLG: 0.391										0	0	0	0	1	0	0				
Inning Stats	R: 0 H: 1 E: 0 K: 0 S: 8	H: 1 LOB: 0 BB: 0 P: 12	R: 0 H: 1 E: 0 K: 1 S: 10	LOB: 1 BB: 0 P: 19	R: 0 H: 0 E: 0 K: 2 S: 11	LOB: 0 BB: 0 P: 13	R: 1 H: 1 E: 0 K: 1 S: 9	LOB: 0 BB: 0 P: 10	R: 0 H: 0 E: 0 K: 0 S: 7	LOB: 0 BB: 0 P: 11	R: 0 H: 0 E: 0 K: 0 S: 5	LOB: 0 BB: 0 P: 5	R: 0 H: 1 E: 0 K: 1 S: 7	LOB: 2 BB: 1 P: 16	R: 1 H: 2 E: 0 K: 0 S: 8	LOB: 2 BB: 1 P: 18	1B: 3 2B: 3 3B: 0 HR: 1	SF: 0 SAC: 1 DP: 1 HBP: 0	WP: 0 PB: 0 SB: 0 CS: 0	PA: 32
PITCHER	IP: 7.0 WLS: 23 BF: 3	WLS: 5 BF: 1	H: 3 R: 1 ER: 0 SO: 5	BB: 0 IBB: 0 HBP: 0 BLK: 0	WP: 0 HR: 1 S: 61 P: 86	ERA: 1.29 WHIP: 0.429	IP: 0.1 WLS: 4 BF: 2	H: 2 R: 1 ER: 1 SO: 0	BB: 0 IBB: 0 HBP: 0 BLK: 0	WP: 0 HR: 0 S: 8 P: 18	ERA: 0.00 WHIP: 1.000	IP: 0.1 WLS: 4 BF: 2	H: 2 R: 1 ER: 1 SO: 0	BB: 0 IBB: 0 HBP: 0 BLK: 0	WP: 0 HR: 0 S: 8 P: 18	ERA: 27.00 WHIP: 6.000				

Philadelphia Phillies @ Miami Marlins
Marlins Park, Miami, FL
Fri Sep 28 2012, 7:13 PM - 9:34 PM EDT
Att: 28,201 - Roof Closed - 77 F

AB 29
R 2
H 6
RBI 2
BB 2
SO 6
LOB 8



Batter	1	2	3	4	5	6	7	8	9	AB	R	H	RBI	BB	SO	LOB	TOP										
28 Kevin Frandsen, R (1.5) OBP: 0.380, SLG: 0.435										4	0	2	0	0	0	0											
15 John Mayberry Jr., R (1.8) OBP: 0.304, SLG: 0.399										3	0	0	0	1	1	2											
26 Chase Utley, L (1.4) OBP: 0.370, SLG: 0.439										4	0	0	0	0	1	1											
51 Carlos Ruiz, R (1.2) OBP: 0.397, SLG: 0.542										3	1	0	0	1	1	0											
24 Ty Wigginton, R (1.3) OBP: 0.310, SLG: 0.375										4	0	1	0	0	1	1											
9 Dornic Brown, L (1.9) (8.7)										4	1	2	0	0	1	0											
18 Darin Ruf, R (1.7) 22 Nate Schierholtz, L (8.9) OBP: 0.345, SLG: 0.593 OBP: 0.313, SLG: 0.391										2	0	1	2	1	1	0											
7 Michael Martinez, S (1.6) OBP: 0.205, SLG: 0.252										3	0	0	0	0	1	4											
38 Kyle Kendrick, R (1.1) 79 Justin De Fratus, S (8.1) 47 Jeremy Horst, L (8.1) 48 Philippe Aumont, L (9.1) OBP: 0.205, SLG: 0.194 ERA: 2.34 ERA: 2.89 OBP: 0.345, SLG: 0.473										3	0	0	0	0	2	1											
Inning Stats	R: 0 E: 0 K: 0 S: 7	H: 1 LOB: 0 BB: 0 P: 12	R: 2 E: 0 K: 1 S: 11	H: 2 LOB: 1 BB: 1 P: 22	R: 0 E: 0 K: 0 S: 4	H: 1 LOB: 2 BB: 1 P: 7	R: 0 E: 0 K: 0 S: 12	H: 0 LOB: 1 BB: 1 P: 24	R: 0 E: 0 K: 1 S: 8	H: 0 LOB: 0 BB: 0 P: 15	R: 0 E: 0 K: 3 S: 10	H: 0 LOB: 0 BB: 0 P: 13	R: 0 E: 0 K: 3 S: 10	H: 0 LOB: 0 BB: 0 P: 17	R: 0 E: 0 K: 1 S: 6	H: 0 LOB: 0 BB: 0 P: 9	R: 0 E: 0 K: 0 S: 6	H: 0 LOB: 0 BB: 0 P: 8	1B: 4 2B: 1 3B: 1 HR: 0	SF: 0 SAC: 0 DP: 3 HBP: 0	WP: 0 PB: 0 SB: 0 CS: 0	PA: 33					
PITCHER	IP	WLS	BF	H	R	ER	SO	BB	IBB	HBP	BLK	WP	HR	S	P	ERA	WHIP										
31 John Lannan, L (1.1) ERA: 4.13	5.0	L	21	6	2	2	2	2	1	0	0	0	0	42	80	3.60	1.600										
35 Craig Stammen, R (8.1) ERA: 2.34	2.0		6	0	0	0	6	0	0	0	0	0	0	20	30	0.00	0.000										
52 Ryan Mattheus, R (8.1) ERA: 2.89	1.0		3	0	0	0	1	0	0	0	0	0	0	6	9	0.00	0.000										
22 Drew Storen, R (9.1) ERA: 2.45	1.0		3	0	0	0	0	0	0	0	0	0	0	6	8	0.00	0.000										

Philadelphia Phillies @ Washington Nationals
 Nationals Park, Washington, DC
 Mon Oct 01 2012, 7:06 PM - 9:53 PM EDT
 Att: 35,387 - Cloudy - 64 F

AB	30
R	2
H	6
RBI	2
BB	3
SO	9
LOB	9



Batter	1	2	3	4	5	6	7	8	9	AB	R	H	RBI	BB	SO	LOB	BOTTOM										
28 Javon Werth, R (1.9) OBP: 0.385, SLG: 0.432										4	0	1	0	0	1	1											
34 Bryce Harper, L (1.8) OBP: 0.340, SLG: 0.477										3	0	1	0	1	0	0											
11 Ryan Zimmerman, R (1.5) OBP: 0.345, SLG: 0.473										4	0	0	0	0	0	3											
25 Adam LaRoche, L (1.3) OBP: 0.341, SLG: 0.502										4	0	0	0	0	1	3											
38 Michael Morse, R (1.7) OBP: 0.317, SLG: 0.455										4	0	1	0	0	1	1											
20 Ian Desmond, R (1.6) OBP: 0.334, SLG: 0.512										4	0	1	0	0	1	0											
8 Danny Espinosa, S (1.4) OBP: 0.315, SLG: 0.404										4	0	0	0	0	1	2											
24 Kurt Suzuki, R (1.2) OBP: 0.277, SLG: 0.329										2	0	1	0	1	1	0											
31 John Lannan, L (1.1) 2 Roger Bernadina, L (5. PH) 35 Craig Stammen, R (8.1) 52 Ryan Mattheus, R (8.1) 1 Steve Lombardozzi, S (8. PH) 22 Drew Storen, S (9.1) OBP: 0.206, SLG: 0.111 OBP: 0.296, SLG: 0.404 ERA: 3.72 ERA: 1.19 ERA: 3.68										1	0	0	0	0	0	3											
Inning Stats	R: 0 E: 0 K: 0 S: 7	H: 0 LOB: 0 BB: 0 P: 11	R: 0 E: 0 K: 0 S: 13	H: 2 LOB: 3 BB: 1 P: 25	R: 0 E: 0 K: 0 S: 11	H: 0 LOB: 0 BB: 0 P: 15	R: 0 E: 0 K: 0 S: 9	H: 0 LOB: 0 BB: 0 P: 14	R: 0 E: 1 K: 1 S: 9	H: 1 LOB: 1 BB: 0 P: 13	R: 0 E: 0 K: 1 S: 8	H: 1 LOB: 1 BB: 0 P: 13	R: 0 E: 0 K: 2 S: 7	H: 0 LOB: 0 BB: 0 P: 9	R: 0 E: 0 K: 1 S: 13	H: 1 LOB: 2 BB: 1 P: 20	R: 0 E: 0 K: 1 S: 7	H: 0 LOB: 0 BB: 0 P: 9	1B: 4 2B: 1 3B: 0 HR: 0	SF: 0 SAC: 0 DP: 0 HBP: 0	WP: 0 PB: 0 SB: 0 CS: 0	PA: 34					
PITCHER	IP	WLS	BF	H	R	ER	SO	BB	IBB	HBP	BLK	WP	HR	S	P	ERA	WHIP										
38 Kyle Kendrick, R (1.1) ERA: 3.9	7.0	W	26	4	0	0	4	0	1	0	0	0	0	64	100	0.00	0.571										
79 Justin De Fratus, R (8.1) ERA: 3.72	0.2	H	4	1	0	0	0	1	0	0	0	0	0	10	15	0.00	3.000										
47 Jeremy Horst, L (8.1) ERA: 1.19	0.1	H	1	0	0	0	1	0	0	0	0	0	0	3	5	0.00	0.000										
48 Philippe Aumont, R (9.1) ERA: 3.68	1.0	S	3	0	0	0	1	0	0	0	0	0	0	7	9	0.00	0.000										

Philadelphia Phillies @ Washington Nationals
 Nationals Park, Washington, DC
 Mon Oct 01 2012, 7:06 PM - 9:53 PM EDT
 Att: 35,387 - Cloudy - 64 F

AB	32
R	0
H	5
RBI	0
BB	2
SO	6
LOB	14



Batter	1	2	3	4	5	6	7	8	9	AB	R	H	RBI	BB	SO	LOB	TOP						
10 Juan Pierre, L OBP: 0.351, SLG: 0.371	G5-3		K		K		F8			4	0	0	0	0	2	1	Philadelphia Phillies @ Washington Nationals Nationals Park, Washington, DC Wed Oct 03 2012, 1:08 PM - 4:07 PM EDT Att: 37,075 - Cloudy - 76 F						
28 Kevin Frandsen, R OBP: 0.383, SLG: 0.451	G5-3		1B		2B			K		4	0	2	0	0	1	0							
26 Chase Utley, L OBP: 0.363, SLG: 0.429 58 Jonathan Papelbon, R 59 Tyson Brummett, R	F9		G4-3		L3			G4-3		4	0	0	0	0	0	2							
51 Carlos Ruiz, R OBP: 0.394, SLG: 0.540		G3-1			G4-3		G3		L9	4	1	1	0	0	0	0							
9 Dornic Brown, L OBP: 0.316, SLG: 0.396		P6			G4-3		G1-3		P5	4	0	0	0	0	0	1							
18 Darin Ruf, R OBP: 0.351, SLG: 0.727		2B			SF8		K		K	2	0	0	1	1	2	0							
22 Nate Schierholz, L 24 Ty Wigginton, R		2B								3	0	3	0	0	0	0							
7 Michael Martinez, S OBP: 0.208, SLG: 0.252		G6-3			F7		F7		F7	4	0	0	0	0	0	5							
33 Cliff Lee, L 19 Laynce Nix, L 79 Justin De Fratus, S 4 Pete Orr, L			K2-3		K		K			2	0	0	0	0	2	0							
										1	0	0	0	0	1	1							
										0	0	0	0	0	0	0							
										0	0	0	0	0	0	0							
Inning Stats	R: 0 E: 0 K: 0 S: 5	H: 0 LOB: 0 BB: 6	R: 0 E: 0 K: 0 S: 9	H: 1 LOB: 2 BB: 17	R: 0 E: 0 K: 2 S: 9	H: 1 LOB: 1 BB: 14	R: 1 E: 0 K: 0 S: 11	H: 2 LOB: 1 BB: 0 P: 14	R: 0 E: 0 K: 1 S: 9	H: 0 LOB: 0 BB: 12	R: 0 E: 0 K: 1 S: 8	H: 1 LOB: 0 BB: 12	R: 0 E: 0 K: 1 S: 9	H: 0 LOB: 0 BB: 16	R: 0 E: 0 K: 1 S: 11	H: 0 LOB: 1 BB: 17	1B: 2 2B: 4 3B: 0 HR: 0	SF: 1 SAC: 0 DP: 0 HBP: 0	WP: 0 PB: 0 SB: 0 CS: 0	PA: 35			
PITCHER	IP WLS BF H R ER SO	IP WLS BF H R ER SO	IP WLS BF H R ER SO	IP WLS BF H R ER SO	IP WLS BF H R ER SO	IP WLS BF H R ER SO	IP WLS BF H R ER SO	IP WLS BF H R ER SO	IP WLS BF H R ER SO	IP WLS BF H R ER SO	IP WLS BF H R ER SO	IP WLS BF H R ER SO	IP WLS BF H R ER SO	IP WLS BF H R ER SO	IP WLS BF H R ER SO	IP WLS BF H R ER SO	BB IBB HBP BLK	WP HR S P	ERA WHIP	ERA WHIP			
33 Edwin Jackson, R ERA: 4.03	6.2	W	27	6	1	1	6	1	0	0	0	0	0	0	0	0	0	0	0	65	97	1.35	1.050
56 Christian Garcia, R ERA: 2.13	0.1	H	1	0	0	0	0	0	0	0	0	0	0	0	0	0	0	0	0	1	1	0.00	0.000
17 Sean Burnett, L ERA: 2.38	1.0	H	3	0	0	0	0	0	0	0	0	0	0	0	0	0	0	0	0	9	16	0.00	0.000
51 Michael Gonzalez, L ERA: 3.03	1.0		4	0	0	0	1	1	0	0	0	0	0	0	0	0	0	0	0	11	17	0.00	1.000

Batter	1	2	3	4	5	6	7	8	9	AB	R	H	RBI	BB	SO	LOB	BOTTOM							
28 Jayson Werth, R OBP: 0.387, SLG: 0.440	P2		3B		1B		P5			4	0	2	0	0	0	0	Philadelphia Phillies @ Washington Nationals Nationals Park, Washington, DC Wed Oct 03 2012, 1:08 PM - 4:07 PM EDT Att: 37,075 - Cloudy - 76 F							
7 Mark DeRosa, R OBP: 0.300, SLG: 0.247 2 Roger Bernadina, L OBP: 0.372, SLG: 0.405	F7		F8		F9		G4-3			4	0	0	0	0	0	2								
11 Ryan Zimmerman, R OBP: 0.346, SLG: 0.478 34 Bryce Harper, L OBP: 0.340, SLG: 0.477 10 Corey Brown, L OBP: 0.231, SLG: 0.400	G1-3				HR		F9			3	1	1	1	1	0	1								
38 Michael Morse, R OBP: 0.321, SLG: 0.470 51 Michael Gonzalez, R		2B			2B			HR		4	2	3	2	0	1	0								
57 Tyler Moore, R OBP: 0.327, SLG: 0.513		K			2B		HR		K	4	1	2	2	0	2	2								
20 Ian Desmond, R OBP: 0.335, SLG: 0.511		L7			P2					4	0	2	0	0	0	2								
8 Danny Espinosa, S OBP: 0.315, SLG: 0.402		F9			K		K			4	0	1	0	0	2	3								
26 Jesus Flores, R OBP: 0.248, SLG: 0.329			G6-3		K		K		K	4	0	0	0	0	3	4								
33 Edwin Jackson, R ERA: 3.16 56 Christian Garcia, R 1 Steve Lombardozzi, S 17 Sean Burnett, L 18 Chad Tracy, L OBP: 0.343, SLG: 0.441					F9		F9		K	2	0	0	0	0	1	0								
										0	0	0	0	0	0	0								
										1	0	0	0	0	0	0								
										0	0	0	0	0	0	0								
										1	0	0	0	0	0	2								
Inning Stats	R: 0 E: 0 K: 0 S: 8	H: 0 LOB: 0 BB: 0	R: 0 E: 0 K: 1 S: 11	H: 1 LOB: 1 BB: 0	R: 0 E: 0 K: 1 S: 10	H: 1 LOB: 1 BB: 0	R: 2 E: 0 K: 2 S: 21	H: 3 LOB: 1 BB: 0 P: 34	R: 0 E: 0 K: 0 S: 9	H: 1 LOB: 1 BB: 0	R: 1 E: 0 K: 3 S: 15	H: 2 LOB: 1 BB: 0	R: 0 E: 0 K: 0 S: 6	H: 0 LOB: 0 BB: 9	R: 2 E: 0 K: 3 S: 26	H: 3 LOB: 2 BB: 1 P: 35	1B: 4 2B: 3 3B: 1 HR: 3	SF: 0 SAC: 0 DP: 0 HBP: 0	WP: 0 PB: 0 SB: 0 CS: 0	PA: 36				
PITCHER	IP WLS BF H R ER SO	IP WLS BF H R ER SO	IP WLS BF H R ER SO	IP WLS BF H R ER SO	IP WLS BF H R ER SO	IP WLS BF H R ER SO	IP WLS BF H R ER SO	IP WLS BF H R ER SO	IP WLS BF H R ER SO	IP WLS BF H R ER SO	IP WLS BF H R ER SO	IP WLS BF H R ER SO	IP WLS BF H R ER SO	IP WLS BF H R ER SO	IP WLS BF H R ER SO	IP WLS BF H R ER SO	BB IBB HBP BLK	WP HR S P	ERA WHIP	ERA WHIP				
33 Cliff Lee, L	6.0	L	26	8	3	3	7	0	0	0	0	0	0	0	0	0	0	0	0	74	109	4.50	1.333	
79 Justin De Fratus, R ERA: 3.38	1.0		3	0	0	0	0	0	0	0	0	0	0	0	0	0	0	0	0	6	9	0.00	0.000	
58 Jonathan Papelbon, R ERA: 2.44	0.1		3	1	2	2	1	1	0	0	0	0	0	0	0	0	0	0	0	1	17	24	54.00	6.000
59 Tyson Brummett, R ERA:	0.2		4	2	0	0	2	0	0	0	0	0	0	0	0	0	0	0	0	9	11	0.00	3.000	