

Philadelphia Phillies - 2013

Batter	1	2	3	4	5	6	7	8	9	10	AB	R	H	RBI	BB	SO	LOB	TOP							
11 Jimmy Rollins, S OBP: 0.333, SLG: 0.333 7 Michael Martinez, S (4, 6)	G4-3		G6-3 64 G6-3 64 S 1B	G5-3			K		F7		3	1	1	0	0	0	0								
64 Tyson Gillies, L OBP: 0.333, SLG: 0.667 43 Ender Inciarte, L OBP: 1.000, SLG: 1.000 (1, 8) (5, 8)	K		G6-3				K				3	0	1	0	0	1	1								
Carlos Ruiz, R OBP: 0.667, SLG: 0.500 73 Tommy Joseph, R (1, 2) (6, 2)	G1-4-3										2	1	1	1	1	0	0								
6 Ryan Howard, L OBP: 0.333, SLG: 0.667 24 Josh Fields, R (1, 3) (5, 3)											3	0	2	1	0	1	2								
18 Darin Ruf, R (1, 10) 9 Domic Brown, L OBP: 0.500, SLG: 1.250 (8, PH) (8, 10)											3	0	0	0	0	1	4								
15 John Mayberry Jr., R (1, 9) 22 Joe Mather, R (6, 9)											3	1	0	0	0	2	2								
28 Kevin Frandsen, R OBP: 0.500, SLG: 1.250 72 Cody Asche, L (1, 5) (6, 5)											3	1	2	1	0	0	0								
13 Freddy Galvis, S OBP: 0.333, SLG: 0.667 74 César Hernández, S (1, 4) (6, 4)											3	0	1	1	0	1	0								
80 Zach Collier, L (1, 7) 71 Jermaine Mitchell, L OBP: 0.500, SLG: 1.500 (7, 7)											3	0	0	0	0	1	2								
Inning Stats	R: 0 E: 0 K: 1 S: 5	H: 0 LOB: 0 BB: 0 P: 5	R: 1 E: 0 K: 1 S: 8	H: 3 LOB: 2 BB: 0 P: 8	R: 2 E: 0 K: 1 S: 9	H: 3 LOB: 1 BB: 0 P: 9	R: 1 E: 0 K: 0 S: 6	H: 1 LOB: 0 BB: 0 P: 6	R: 0 E: 0 K: 1 S: 6	H: 1 LOB: 1 BB: 1 P: 10	R: 0 E: 0 K: 2 S: 7	H: 0 LOB: 0 BB: 0 P: 7	R: 0 E: 0 K: 2 S: 7	H: 0 LOB: 1 BB: 1 P: 11	R: 1 E: 0 K: 2 S: 8	H: 1 LOB: 0 BB: 0 P: 9	R: 0 E: 0 K: 0 S: 3	H: 0 LOB: 0 BB: 0 P: 3	R: 0 E: 0 K: 0 S: 4	H: 1 LOB: 0 BB: 0 P: 4	1B: 4 2B: 4 3B: 0 HR: 2	SF: 0 DP: 0 HBP: 0	WP: 0 PB: 0 SB: 1 CS: 3	PA: 40	
PITCHER	IP WLS BF H R ER SO BB IBB HBP BLK WP HR S P ERA WHIP	IP WLS BF H R ER SO BB IBB HBP BLK WP HR S P ERA WHIP	IP WLS BF H R ER SO BB IBB HBP BLK WP HR S P ERA WHIP	IP WLS BF H R ER SO BB IBB HBP BLK WP HR S P ERA WHIP	IP WLS BF H R ER SO BB IBB HBP BLK WP HR S P ERA WHIP	IP WLS BF H R ER SO BB IBB HBP BLK WP HR S P ERA WHIP	IP WLS BF H R ER SO BB IBB HBP BLK WP HR S P ERA WHIP	IP WLS BF H R ER SO BB IBB HBP BLK WP HR S P ERA WHIP	IP WLS BF H R ER SO BB IBB HBP BLK WP HR S P ERA WHIP	IP WLS BF H R ER SO BB IBB HBP BLK WP HR S P ERA WHIP	IP WLS BF H R ER SO BB IBB HBP BLK WP HR S P ERA WHIP	IP WLS BF H R ER SO BB IBB HBP BLK WP HR S P ERA WHIP	IP WLS BF H R ER SO BB IBB HBP BLK WP HR S P ERA WHIP	IP WLS BF H R ER SO BB IBB HBP BLK WP HR S P ERA WHIP	IP WLS BF H R ER SO BB IBB HBP BLK WP HR S P ERA WHIP	IP WLS BF H R ER SO BB IBB HBP BLK WP HR S P ERA WHIP	IP WLS BF H R ER SO BB IBB HBP BLK WP HR S P ERA WHIP	IP WLS BF H R ER SO BB IBB HBP BLK WP HR S P ERA WHIP	IP WLS BF H R ER SO BB IBB HBP BLK WP HR S P ERA WHIP	IP WLS BF H R ER SO BB IBB HBP BLK WP HR S P ERA WHIP	IP WLS BF H R ER SO BB IBB HBP BLK WP HR S P ERA WHIP	IP WLS BF H R ER SO BB IBB HBP BLK WP HR S P ERA WHIP	IP WLS BF H R ER SO BB IBB HBP BLK WP HR S P ERA WHIP	IP WLS BF H R ER SO BB IBB HBP BLK WP HR S P ERA WHIP	IP WLS BF H R ER SO BB IBB HBP BLK WP HR S P ERA WHIP

Philadelphia Phillies @ Detroit Tigers
 Joker Marchant Stadium, Lakeland, FL
 Sun Feb 24 2013, 1:10 PM - 4:15 PM EST
 Att. 6,243 - Cloudy - 80 F

AB	38
R	5
H	10
RBI	5
BB	2
SO	10
LOB	13



Batter	1	2	3	4	5	6	7	8	9	10	AB	R	H	RBI	BB	SO	LOB	BOTTOM								
14 Austin Jackson, R OBP: 0.333, SLG: 0.200 74 Daniel Fields, L (1, 8) (5, PR) (6, 8)	F9										2	0	1	0	1	0	0									
48 Tori Hunter, R OBP: 0.167, SLG: 0.333 34 Avisail Garcia, R (1, 9) (6, 9)	K										3	0	0	0	0	2	2									
24 Miguel Cabrera, R OBP: 0.111, SLG: 0.444 68 Matt Tuiasosopo, R (1, 5) (6, 5)	G1-4-3										3	0	0	0	0	1	1									
28 Prince Fielder, L OBP: 0.556, SLG: 0.833 32 Don Kelly, L OBP: 0.500, SLG: 1.000 (1, 3) (6, 3)											2	1	1	1	1	1	0									
41 Victor Martinez, S OBP: 0.667, SLG: 1.000 55 Brayan Peña, S (1, 10) (6, PR) (7, 10)											3	2	3	1	0	0	0									
52 Quintin Berry, L OBP: 0.200, SLG: 0.200 72 Tyler Collins, L OBP: 0.750, SLG: 1.500 (1, 7) (6, 7)											2	1	1	0	0	0	0									
13 Alex Avila, L OBP: 0.250, SLG: 0.333 65 Brad Davis, R (1, 2) (6, 2)											1	0	0	1	0	0	0									
4 Omar Infante, R OBP: 0.429, SLG: 0.667 46 Jeff Kobernus, R OBP: 0.200, SLG: 0.600 (1, 4) (6, 4)											2	0	1	2	0	0	0									
29 Danny Worth, R (1, 6) 77 Eugenio Suárez, R (6, 6)											2	0	0	0	0	1	1									
Inning Stats	R: 0 E: 0 K: 1 S: 5	H: 0 LOB: 0 BB: 0 P: 5	R: 1 E: 0 K: 1 S: 7	H: 1 LOB: 0 BB: 0 P: 9	R: 0 E: 0 K: 0 S: 4	H: 1 LOB: 1 BB: 0 P: 4	R: 3 E: 0 K: 1 S: 8	H: 3 LOB: 1 BB: 1 P: 12	R: 1 E: 0 K: 2 S: 7	H: 1 LOB: 1 BB: 1 P: 11	R: 0 E: 0 K: 1 S: 6	H: 2 LOB: 2 BB: 0 P: 6	R: 0 E: 0 K: 2 S: 7	H: 0 LOB: 0 BB: 0 P: 7	R: 0 E: 0 K: 1 S: 6	H: 1 LOB: 1 BB: 0 P: 6	R: 0 E: 0 K: 0 S: 3	H: 0 LOB: 0 BB: 0 P: 3	R: 0 E: 0 K: 1 S: 5	H: 0 LOB: 0 BB: 0 P: 5	1B: 6 2B: 2 3B: 0 HR: 1	SF: 1 DP: 1 HBP: 0	WP: 0 PB: 0 SB: 1 CS: 0	PA: 39		
PITCHER	IP WLS BF H R ER SO BB IBB HBP BLK WP HR S P ERA WHIP	IP WLS BF H R ER SO BB IBB HBP BLK WP HR S P ERA WHIP	IP WLS BF H R ER SO BB IBB HBP BLK WP HR S P ERA WHIP	IP WLS BF H R ER SO BB IBB HBP BLK WP HR S P ERA WHIP	IP WLS BF H R ER SO BB IBB HBP BLK WP HR S P ERA WHIP	IP WLS BF H R ER SO BB IBB HBP BLK WP HR S P ERA WHIP	IP WLS BF H R ER SO BB IBB HBP BLK WP HR S P ERA WHIP	IP WLS BF H R ER SO BB IBB HBP BLK WP HR S P ERA WHIP	IP WLS BF H R ER SO BB IBB HBP BLK WP HR S P ERA WHIP	IP WLS BF H R ER SO BB IBB HBP BLK WP HR S P ERA WHIP	IP WLS BF H R ER SO BB IBB HBP BLK WP HR S P ERA WHIP	IP WLS BF H R ER SO BB IBB HBP BLK WP HR S P ERA WHIP	IP WLS BF H R ER SO BB IBB HBP BLK WP HR S P ERA WHIP	IP WLS BF H R ER SO BB IBB HBP BLK WP HR S P ERA WHIP	IP WLS BF H R ER SO BB IBB HBP BLK WP HR S P ERA WHIP	IP WLS BF H R ER SO BB IBB HBP BLK WP HR S P ERA WHIP	IP WLS BF H R ER SO BB IBB HBP BLK WP HR S P ERA WHIP	IP WLS BF H R ER SO BB IBB HBP BLK WP HR S P ERA WHIP	IP WLS BF H R ER SO BB IBB HBP BLK WP HR S P ERA WHIP	IP WLS BF H R ER SO BB IBB HBP BLK WP HR S P ERA WHIP	IP WLS BF H R ER SO BB IBB HBP BLK WP HR S P ERA WHIP	IP WLS BF H R ER SO BB IBB HBP BLK WP HR S P ERA WHIP	IP WLS BF H R ER SO BB IBB HBP BLK WP HR S P ERA WHIP	IP WLS BF H R ER SO BB IBB HBP BLK WP HR S P ERA WHIP	IP WLS BF H R ER SO BB IBB HBP BLK WP HR S P ERA WHIP	IP WLS BF H R ER SO BB IBB HBP BLK WP HR S P ERA WHIP

Philadelphia Phillies @ Detroit Tigers
 Joker Marchant Stadium, Lakeland, FL
 Sun Feb 24 2013, 1:10 PM - 4:15 PM EST
 Att. 6,243 - Cloudy - 80 F

AB	36
R	5
H	9
RBI	5
BB	2
SO	10
LOB	10



Batter	1	2	3	4	5	6	7	8	9	AB	R	H	RBI	BB	SO	LOB	TOP																			
14 Austin Jackson, R OBP: 0.444, SLG: 0.286 74 Daniel Fields, L	F9		48 S BB		48 HR 1B	72 3B BB		K		2	1	1	0	1	0	0	Detroit Tigers @ Philadelphia Phillies Bright House Field, Clearwater, FL Mon Feb 25 2013, 1:09 PM - 3:53 PM EST Att: 6,061 - Cloudy - 77 F																			
48 Tori Hunter, R OBP: 0.222, SLG: 0.333 72 Tyler Collins, L	G4-3		G5-3		24 HR 1B	24 HR 1B		K		3	1	1	1	0	0	1																				
24 Miguel Cabrera, R OBP: 0.250, SLG: 0.727 67 Kevin Russo, R				G4-3	24 HR 1B	F8			HR	2	1	1	3	1	0	0																				
41 Victor Martinez, S OBP: 0.500, SLG: 0.700 32 Don Kelly, L	G6-3			G4-3			F7		F8	3	0	0	0	0	1	1																				
4 Omar Infante, R OBP: 0.400, SLG: 0.500 70 Argenis Diaz, R		G5-3		G6-3	46 FC6-4 BB			F7		2	0	0	0	1	0	0																				
46 Jeff Kobernus, R OBP: 0.222, SLG: 0.444 81 James McCann, R	K						G6-3		E5	4	1	1	0	0	1	1																				
79 Nick Castellanos, R OBP: 0.571, SLG: 1.000	K									1	0	0	0	0	0	0																				
13 Alex Avila, L OBP: 0.333, SLG: 0.250 82 Curt Casali, R			K		48 1B BB	F7			P4	1	1	0	0	1	1	0																				
29 Danny Worth, R OBP: 0.333, SLG: 0.667										3	1	1	0	0	0	3																				
54 Dixon Machado, R OBP: 0.333, SLG: 0.667			G6-3			F9				3	0	0	0	0	1	2																				
Inning Stats	R: 0 E: 0 K: 0 S: 3	H: 0 LOB: 1 BB: 1 P: 7	R: 0 E: 0 K: 2 S: 7	H: 0 LOB: 0 BB: 0 P: 7	R: 0 E: 0 K: 1 S: 5	H: 0 LOB: 1 BB: 1 P: 10	R: 0 E: 0 K: 0 S: 3	H: 0 LOB: 0 BB: 0 P: 3	R: 6 E: 0 K: 2 S: 14	H: 5 LOB: 1 BB: 2 P: 23	R: 2 E: 0 K: 0 S: 4	H: 1 LOB: 1 BB: 2 P: 12	R: 0 E: 0 K: 1 S: 5	H: 0 LOB: 0 BB: 0 P: 5	R: 1 E: 0 K: 2 S: 9	H: 2 LOB: 1 BB: 0 P: 9	R: 1 E: 1 K: 0 S: 6	H: 2 LOB: 2 BB: 0 P: 7	1B: 4 2B: 2 3B: 1 HR: 3	SF: 0 SAC: 0 DP: 0 HBP: 0	WP: 0 PB: 0 SB: 1 CS: 0	PA: 44														
PITCHER	IP	WLS	BF	H	R	ER	SO	BB	IBB	HBP	BLK	WP	HR	S	P	ERA	WHIP	PITCHER		IP	WLS	BF	H	R	ER	SO	BB	IBB	HBP	BLK	WP	HR	S	P	ERA	WHIP
33 Cliff Lee, L ERA: 9.0	2.0		7	0	0	0	2	1	0	0	0	0	0	0	14	0.00	0.500	48 Philippe Aumont, R ERA: 9.0		1.0		3	0	0	0	1	0	0	0	0	0	5	5	0.00	0.000	
50 Tyler Cloyd, R ERA: 9.0	2.0		7	0	0	0	1	1	0	0	0	0	0	8	13	0.00	0.500	46 Raul Valdes, L ERA: 9.0		2.0		11	4	2	2	2	0	0	0	0	0	1	15	16	9.00	2.000
58 Jonathan Papelbon, R ERA: 9.0	0.2	L	9	5	6	6	2	2	0	0	0	0	2	13	22	81.00	10.500																			
75 Kyle Simon, R ERA: 18.0	0.1		1	0	0	0	0	0	0	0	0	0	0	1	1	0.00	0.000																			
40 Michael Stutes, R ERA: 18.0	1.0		6	1	2	2	0	2	0	0	0	0	0	4	12	18.00	3.000																			

Batter	1	2	3	4	5	6	7	8	9	AB	R	H	RBI	BB	SO	LOB	BOTTOM																			
25 Yuniesky Betancourt, R OBP: 0.500, SLG: 0.500 13 Freddy Galvis, S	P3			10 BB 6 SF8 26 BB 1B		P3				3	1	1	0	0	0	0	Detroit Tigers @ Philadelphia Phillies Bright House Field, Clearwater, FL Mon Feb 25 2013, 1:09 PM - 3:53 PM EST Att: 6,061 - Cloudy - 77 F																			
26 Chase Utley, L OBP: 0.500, SLG: 0.333 28 Kevin Frandsen, R	G3-1			6 SF8 10 BB BB		K				1	0	0	0	1	0	0																				
10 Michael Young, R 72 Cody Asche, L	L3			6 SF8 BB		G5-3				2	0	0	0	1	0	0																				
6 Ryan Howard, L OBP: 0.444, SLG: 0.750 24 Josh Fields, R				SF8						2	0	2	1	0	0	0																				
18 Darin Ruf, R 71 Jermaine Mitchell, L				1-2 2-3 3-H						1	0	1	0	0	0	0																				
Carlos Ruiz, R OBP: 0.333, SLG: 0.200 19 Laynce Nix, L	G6-3			G4-6-3 HBP						3	0	0	0	0	0	4																				
15 John Mayberry Jr., R 9 Dornic Brown, L				1-2 2-3 3-H						1	0	0	0	0	1	1																				
31 Erik Kratz, R 12 Humberto Quintero, R				G4-6-3 HBP						2	0	0	0	0	0	0																				
7 Michael Martinez, S 43 Ender Inciarte, L				G4-6-3						2	0	0	0	0	1	0																				
Inning Stats	R: 0 E: 0 K: 0 S: 3	H: 0 LOB: 0 BB: 0 P: 3	R: 0 E: 0 K: 0 S: 3	H: 1 LOB: 0 BB: 0 P: 3	R: 0 E: 0 K: 0 S: 3	H: 0 LOB: 0 BB: 0 P: 3	R: 1 E: 0 K: 0 S: 3	H: 1 LOB: 2 BB: 2 P: 12	R: 0 E: 0 K: 1 S: 5	H: 0 LOB: 0 BB: 0 P: 5	R: 0 E: 0 K: 1 S: 5	H: 0 LOB: 0 BB: 0 P: 5	R: 0 E: 0 K: 2 S: 8	H: 1 LOB: 1 BB: 0 P: 8	R: 0 E: 0 K: 0 S: 4	H: 1 LOB: 2 BB: 1 P: 8		R: 0 E: 0 K: 1 S: 5	H: 1 LOB: 0 BB: 0 P: 5	1B: 5 2B: 0 3B: 0 HR: 0	SF: 1 SAC: 0 DP: 3 HBP: 1	WP: 0 PB: 0 SB: 0 CS: 0	PA: 33													
PITCHER	IP	WLS	BF	H	R	ER	SO	BB	IBB	HBP	BLK	WP	HR	S	P	ERA	WHIP	PITCHER		IP	WLS	BF	H	R	ER	SO	BB	IBB	HBP	BLK	WP	HR	S	P	ERA	WHIP
33 Drew Smyly, L ERA: 4.5	2.0	W	9	1	1	1	0	2	0	1	0	0	0	6	15	4.50	1.500	49 Luis Marte, R ERA: 9.0		1.0		3	1	0	0	1	0	0	0	0	5	5	0.00	1.000		
63 Trevor Bell, R ERA: 4.5	1.0		3	0	0	0	1	0	0	0	0	0	0	5	5	0.00	0.000																			
38 Darin Downs, L ERA: 4.5	2.0		7	1	0	0	3	0	0	0	0	0	0	13	13	0.00	0.500																			
73 Kenny Faulk, L ERA: 4.5	1.0		5	1	0	0	0	1	0	0	0	0	0	4	8	0.00	2.000																			

livebaseballscores.com



Batter	1	2	3	4	5	6	7	8	9	AB	R	H	RBI	BB	SO	LOB	TOP			
26 Eduardo Núñez, R OBP: 0.125, SLG: 0.250 90 Cito Culver, R	G1-3		G5-3		G5-3		G4-3		F9	3	0	0	0	0	0	0				
31 Ichiro Suzuki, L OBP: 0.667, SLG: 0.667 95 Romier Mustelier, R OBP: 0.250, SLG: 0.250	1B		1B						G6-3	3	1	3	0	0	0	0				
24 Robinson Cano, L OBP: 0.222, SLG: 0.556 85 Gil Velazquez, R OBP: 0.400, SLG: 0.400	F8		G1-3				FC4-6		K	3	0	0	0	0	0	3				
25 Mark Teixeira, S OBP: 0.333, SLG: 0.375 94 Luke Murton, R OBP: 0.333, SLG: 0.333	2B						K		1B	2	0	1	1	1	1	1				
33 Travis Hafner, L OBP: 0.500, SLG: 0.750 99 Rob Segedin, R	G6-3						FC5-4		FC6-4	2	0	1	0	0	0	1				
22 Matt Diaz, R OBP: 0.125, SLG: 0.125 60 Thomas Neal, R OBP: 0.250, SLG: 0.250	1B				L3				F8	2	0	1	0	0	0	2				
63 Melky Mesa, R OBP: 0.250, SLG: 0.143 91 Adonis Garcia, R OBP: 0.500, SLG: 0.500	K2		G5-3						G6-3	2	0	0	0	0	1	2				
45 Bobby Wilson, R OBP: 0.250, SLG: 0.250 76 John Ryan Murphy, R OBP: 0.750, SLG: 2.000	F8								1B	2	0	1	0	0	0	0				
96 Addison Maruszak, R OBP: 0.500, SLG: 0.500			G1-3							2	0	0	0	0	0	1				
93 Walter Ibarra, S OBP: 0.500, SLG: 0.500					G5-4-3				1B	2	0	1	0	0	1	0				
Inning Stats	R: 1 E: 0 K: 0 S: 5	H: 2 LOB: 1 BB: 0 P: 7	R: 0 E: 0 K: 1 S: 5	H: 1 LOB: 0 BB: 0 P: 5	R: 0 E: 0 K: 0 S: 4	H: 1 LOB: 1 BB: 0 P: 4	R: 0 E: 0 K: 0 S: 3	H: 1 LOB: 0 BB: 0 P: 7	R: 0 E: 0 K: 1 S: 6	H: 1 LOB: 0 BB: 0 P: 7	R: 2 E: 0 K: 1 S: 8	H: 2 LOB: 0 BB: 0 P: 8	R: 0 E: 0 K: 1 S: 6	H: 1 LOB: 1 BB: 0 P: 6	R: 0 E: 0 K: 0 S: 5	H: 2 LOB: 2 BB: 0 P: 5	1B: 9 2B: 4 3B: 0 HR: 1	SF: 0 SAC: 0 DP: 3 HBP: 0	WP: 0 PB: 0 SB: 1 CS: 0	PA: 37
PITCHER	IP WLS BF H R ER SO BB IBB HBP BLK WP HR S P ERA WHIP	38 Kyle Kendrick, R ERA: 4.5	2.0 8 3 1 1 1 0 0 0 0 0 0 10 12 4.50 1.500	29 Aaron Cook, R ERA:	3.1 8 2 0 0 0 1 0 0 0 0 0 0 7 11 0.00 1.500	45 Chad Durbin, R ERA:	5.1 1.0 3 1 0 0 0 0 0 0 0 0 0 3 3 0.00 1.000	60 Zach Miner, R ERA: 9.0	6.1 2.0 W 9 3 2 2 2 0 0 0 0 0 1 14 15 9.00 1.500	76 Cesar Jimenez, L ERA:	8.1 1.0 H 4 1 0 0 1 0 0 0 0 0 0 6 6 0.00 1.000	PITCHER	IP WLS BF H R ER SO BB IBB HBP BLK WP HR S P ERA WHIP	47 Jeremy Horst, L ERA: 3.0	9.1 1.0 S 5 2 0 0 0 0 0 0 0 0 0 5 5 0.00 2.000					

New York Yankees @ Philadelphia Phillies
 Bright House Field, Clearwater, FL
 Tue Feb 26 2013, 1:41 PM - 3:30 PM EST
 Att: 6,225 - Cloudy - 69 F

AB 36
R 3
H 12
RBI 3
BB 1
SO 4
LOB 14



Batter	1	2	3	4	5	6	7	8	9	AB	R	H	RBI	BB	SO	LOB	BOTTOM	
11 Jimmy Rollins, S OBP: 0.333, SLG: 0.200 13 Freddy Galvis, S OBP: 0.400, SLG: 0.600	L4		G3							2	1	0	0	1	0	1		
2 Ben Revere, L OBP: 0.167, SLG: 0.167 15 John Mayberry Jr., R	F7									3	0	0	0	0	1	1		
28 Kevin Frandsen, R OBP: 0.333, SLG: 0.778 4 Pete Orr, L OBP: 0.333, SLG: 1.333	G6-3									3	0	1	1	0	1	0		
6 Ryan Howard, L OBP: 0.500, SLG: 0.700 24 Josh Fields, R OBP: 0.250, SLG: 0.250	BB									2	0	1	0	1	0	1		
10 Michael Young, R	G6-4-3									3	0	0	0	0	0	2		
9 Domic Brown, L OBP: 0.500, SLG: 1.286	G3									2	1	1	1	0	0	0		
19 Laynce Nix, L OBP: 0.333, SLG: 0.200			L7							3	0	0	0	0	0	1		
72 Cody Asche, L OBP: 0.167, SLG: 0.333			G3							3	1	1	0	0	0	1		
39 Steven Lerud, L 73 Tommy Joseph, R OBP: 0.333, SLG: 1.333	BB									1	0	0	0	1	0	0		
Inning Stats	R: 0 E: 0 K: 0 S: 3	H: 0 LOB: 0 BB: 1 P: 6	R: 0 E: 0 K: 0 S: 3	H: 0 LOB: 1 BB: 1 P: 7	R: 0 E: 0 K: 2 S: 8	H: 1 LOB: 0 BB: 0 P: 8	R: 0 E: 0 K: 0 S: 2	H: 0 LOB: 0 BB: 0 P: 4	R: 1 E: 0 K: 0 S: 4	H: 1 LOB: 1 BB: 1 P: 8	R: 3 E: 0 K: 1 S: 10	H: 3 LOB: 0 BB: 0 P: 12	R: 0 E: 0 K: 2 S: 7	H: 0 LOB: 0 BB: 0 P: 7	1B: 1 2B: 3 3B: 0 HR: 2	SF: 0 SAC: 0 DP: 2 HBP: 1	WP: 0 PB: 0 SB: 0 CS: 0	PA: 31
PITCHER	IP WLS BF H R ER SO BB IBB HBP BLK WP HR S P ERA WHIP	72 José Ramirez, R ERA:	1.1 6 0 0 0 0 1 0 0 0 0 0 0 3 7 0.00 1.000	30 David Robertson, R ERA:	4.1 4 1 0 0 2 0 0 0 0 0 0 0 8 8 0.00 1.000	62 Joba Chamberlain, R ERA:	5.1 1.0 H 3 0 0 0 0 0 0 0 1 0 0 2 4 0.00 1.000	88 Juan Cedeño, L ERA: 4.5	6.1 1.0 B 5 1 1 1 0 1 0 0 0 0 0 4 8 9.00 2.000	PITCHER	IP WLS BF H R ER SO BB IBB HBP BLK WP HR S P ERA WHIP	95 Zach Nuding, R ERA: 27.0	7.1 1.0 L 6 3 3 3 1 0 0 0 0 0 0 0 7 7 27.00 3.000	99 Branden Pinder, R ERA:	8.1 1.0 3 0 0 0 2 0 0 0 0 0 0 0 7 7 0.00 0.000			

New York Yankees @ Philadelphia Phillies
 Bright House Field, Clearwater, FL
 Tue Feb 26 2013, 1:41 PM - 3:30 PM EST
 Att: 6,225 - Cloudy - 69 F

AB 27
R 4
H 5
RBI 4
BB 3
SO 5
LOB 7



Batter	1	2	3	4	5	6	7	8	9	AB	R	H	RBI	BB	SO	LOB	TOP					
1 Tyler Pastornicky, R OBP: 0.385, SLG: 0.583										5	1	2	4	0	1	2	Atlanta Braves @ Philadelphia Phillies Bright House Field, Clearwater, FL Thu Feb 28 2013, 1:09 PM - 3:49 PM EST Att: 5,700 - Partly Cloudy - 69 F					
22 Jason Heyward, L OBP: 0.308, SLG: 0.750										3	0	1	0	0	1	0						
23 Blake DeWitt, L OBP: 0.200, SLG: 0.222										1	0	0	0	0	0	0						
8 Justin Upton, R OBP: 0.308, SLG: 0.615										3	0	1	0	0	2	2						
74 Jordan Parraz, R OBP: 0.300, SLG: 0.556										1	0	0	0	0	0	0						
2 B.J. Upton, R OBP: 0.385, SLG: 0.538										3	0	0	0	0	0	3						
73 Joey Tordella, S OBP: 0.400, SLG: 0.875										1	0	0	0	0	0	0						
23 Chris Johnson, R OBP: 0.385, SLG: 0.667										3	1	1	1	0	0	0						
76 Joe Leonard, R OBP: 0.400, SLG: 0.600										1	0	0	0	0	1	0						
68 Evan Gattis, R OBP: 0.500, SLG: 0.846										3	0	1	0	0	1	0						
20 Matt Paganzzi, R OBP: 0.400, SLG: 0.500										1	0	0	0	0	0	0						
58 Ernesto Mejia, R OBP: 0.333, SLG: 0.250										4	0	0	0	0	1	2						
72 Todd Cunningham, S OBP: 0.385, SLG: 0.273										3	1	1	0	1	1	1						
14 Ramiro Pena, S OBP: 0.500, SLG: 0.500										2	2	2	0	1	0	0						
75 Elmer Reyes, R OBP: 0.500, SLG: 0.500										1	0	0	0	0	0	1						
Inning Stats	R: 0 E: 0 K: 2 S: 8	H: 1 LOB: 1 BB: 0 P: 9	R: 0 E: 0 K: 2 S: 7	H: 0 LOB: 0 BB: 0 P: 7	R: 1 E: 1 K: 1 S: 8	H: 3 LOB: 2 BB: 0 P: 8	R: 0 E: 0 K: 1 S: 6	H: 1 LOB: 1 BB: 0 P: 6	R: 0 E: 0 K: 0 S: 2	H: 0 LOB: 0 BB: 1 P: 6	R: 1 E: 1 K: 1 S: 8	H: 1 LOB: 1 BB: 0 P: 9	R: 3 E: 0 K: 0 S: 5	H: 2 LOB: 0 BB: 1 P: 10	R: 0 E: 0 K: 1 S: 5	H: 0 LOB: 0 BB: 0 P: 5	R: 0 E: 0 K: 0 S: 3	H: 1 LOB: 0 BB: 0 P: 3	1B: 6 2B: 2 3B: 0 HR: 2	SF: 0 SAC: 0 DP: 2 HBP: 0	WP: 0 PB: 1 SB: 0 CS: 0	PA: 37
PITCHER	IP WLS BF H R ER SO BB IBB HBP BLK WP HR S P ERA WHIP																					
35 Cole Hamels, L ERA: 4.5	(1, 1) 3.0 W 13 4 1 0 0 5 0 0 0 0 0 0 0 23 24 0.00 1.333																					
37 Mike Adams, R ERA: 4.5	(4, 1) 1.0 4 1 0 0 1 0 0 0 0 0 0 0 6 6 0.00 1.000																					
63 Jake Diekmann, L ERA: 18.0	(5, 1) 1.0 3 0 0 0 0 1 0 0 0 0 0 0 2 6 0.00 1.000																					
68 Jonathan Pettibone, R ERA: 18.0	(6, 1) 2.0 11 3 4 4 1 1 0 0 0 0 0 2 13 19 18.00 2.000																					
70 Ethan Martin, R ERA: 0.500	(8, 1) 2.0 6 1 0 0 1 0 0 0 0 0 0 0 8 8 0.00 0.500																					

Batter	1	2	3	4	5	6	7	8	9	AB	R	H	RBI	BB	SO	LOB	BOTTOM			
2 Ben Revere, L OBP: 0.429, SLG: 0.462										3	2	2	0	1	0	0	Atlanta Braves @ Philadelphia Phillies Bright House Field, Clearwater, FL Thu Feb 28 2013, 1:09 PM - 3:49 PM EST Att: 5,700 - Partly Cloudy - 69 F			
64 Tyson Gillies, L OBP: 0.200, SLG: 0.400										1	0	0	0	0	0	0				
11 Jimmy Rollins, S OBP: 0.222, SLG: 0.125										3	0	0	0	0	1	2				
13 Freddy Galvis, S OBP: 0.333, SLG: 0.500										2	1	2	1	0	0	0				
26 Chase Utley, L OBP: 0.231, SLG: 0.667										3	2	2	0	0	1	1				
4 Pete Orr, L OBP: 0.250, SLG: 0.625										2	0	0	0	0	1	2				
6 Ryan Howard, L OBP: 0.556, SLG: 0.933										3	2	2	2	0	0	1				
15 John Mayberry Jr., R OBP: 0.250, SLG: 0.545										1	1	1	2	1	0	0				
10 Michael Young, R OBP: 0.250, SLG: 0.100										2	1	1	2	1	0	0				
72 Cody Asche, L OBP: 0.250, SLG: 0.286										1	0	0	0	1	0	0				
9 Dominic Brown, L OBP: 0.583, SLG: 1.000										3	1	1	0	1	0	1				
22 Joe Mather, R OBP: 0.800, SLG: 0.500										1	0	0	0	0	0	3				
18 Darin Ruf, R OBP: 0.231, SLG: 0.250										3	0	2	1	0	0	1				
43 Ender Inciarte, L OBP: 0.800, SLG: 0.500										1	0	0	0	0	1	0				
19 Laynce Nix, L OBP: 0.200, SLG: 0.111										4	0	0	1	0	1	3				
31 Erik Kratz, R OBP: 0.250, SLG: 1.000										3	0	0	0	0	0	1				
73 Tommy Joseph, R OBP: 0.250, SLG: 1.000										1	0	0	0	0	0	0				
Inning Stats	R: 3 E: 1 K: 0 S: 6	H: 3 LOB: 1 BB: 1 P: 10	R: 0 E: 0 K: 1 S: 5	H: 0 LOB: 0 BB: 0 P: 5	R: 2 E: 0 K: 1 S: 8	H: 3 LOB: 2 BB: 1 P: 12	R: 0 E: 0 K: 1 S: 6	H: 1 LOB: 1 BB: 0 P: 6	R: 2 E: 1 K: 0 S: 5	H: 2 LOB: 1 BB: 1 P: 10	R: 3 E: 0 K: 0 S: 8	H: 3 LOB: 0 BB: 0 P: 11	R: 0 E: 0 K: 1 S: 5	H: 0 LOB: 0 BB: 0 P: 5	R: 0 E: 0 K: 1 S: 6	H: 1 LOB: 3 BB: 2 P: 14	1B: 6 2B: 5 3B: 0 HR: 2	SF: 0 SAC: 0 DP: 0 HBP: 0	WP: 0 PB: 0 SB: 0 CS: 0	PA: 42
PITCHER	IP WLS BF H R ER SO BB IBB HBP BLK WP HR S P ERA WHIP																			
28 Paul Maholm, L ERA: 9.84	(1, 1) 2.2 L 16 6 5 5 2 2 0 0 0 0 0 0 7 7 0.00 0.750																			
43 Luis Avilan, L ERA: 0.0	(3, 1) 1.1 5 1 0 0 1 0 0 0 0 0 0 1 5 10 9.00 3.000																			
46 Craig Kimbrel, R ERA: 6.0	(5, 1) 1.0 6 2 2 1 0 1 0 0 0 0 0 1 8 11 27.00 3.000																			
50 Cristhian Martinez, R ERA: 6.75	(6, 1) 1.0 6 3 3 3 0 0 0 0 0 0 0 1 8 11 27.00 3.000																			
62 David Hale, R ERA: 0.000	(7, 1) 1.0 3 0 0 0 1 0 0 0 0 0 0 0 5 5 0.00 0.000																			
82 Alex Wood, L ERA: 0.000	(8, 1) 1.0 6 1 0 0 1 2 0 0 0 0 0 0 6 14 0.00 3.000																			

Batter	1	2	3	4	5	6	7	8	9	AB	R	H	RBI	BB	SO	LOB	TOP					
2 Ben Revere, L (1,8) OBP: 0.350, SLG: 0.368 64 Tyson Gillies, L (6,8) OBP: 0.111, SLG: 0.222	G1-3	E5			F9		G3		K	3	0	0	0	0	0	0						
28 Kevin Frandsen, R (1,4) OBP: 0.333, SLG: 0.611 74 César Hernández, S (6,4)	10 2B	G4-3			G4-3				G4-3	3	1	1	0	0	0	1						
10 Michael Young, R (1,5) OBP: 0.278, SLG: 0.250 4 Pete Orr, L (6,5)	6 HR			G5-3	G5-3				P6	3	1	1	1	0	0	0						
6 Ryan Howard, L (1,3) OBP: 0.458, SLG: 0.857 24 Josh Fields, R (6,3)	2H	HR		G4-3			K		K	3	1	1	2	0	1	0						
9 Domic Brown, L (1,7) OBP: 0.565, SLG: 0.813 71 Jermaine Mitchell, L (7,7)	FC6-4			F7			K			3	0	1	0	0	1	0						
19 Lance Nix, L (1,9)	K				G3		G4-3			4	0	0	0	0	1	2						
Carlos Ruiz, R (1,2) OBP: 0.500, SLG: 0.778 31 Erik Kratz, R (7,2)	FC6-4									2	1	1	1	1	0	1						
15 John Mayberry Jr., R (1,10) OBP: 0.300, SLG: 0.444		E8			F8					4	0	1	0	0	1	1						
13 Freddy Galvis, S (1,6) OBP: 0.294, SLG: 0.412 7 Michael Martínez, S (7,6)		L6-3					G5-3		F9	3	0	0	0	0	1	2						
Inning Stats	R: 3 E: 0 K: 1 S: 9	H: 4 LOB: 1 BB: 0 P: 9	R: 0 E: 2 K: 0 S: 4	H: 0 LOB: 1 BB: 0 P: 4	R: 0 E: 0 K: 0 S: 3	H: 0 LOB: 0 BB: 0 P: 3	R: 1 E: 0 K: 1 S: 8	H: 1 LOB: 0 BB: 0 P: 11	R: 0 E: 0 K: 0 S: 3	H: 0 LOB: 0 BB: 0 P: 7	R: 0 E: 0 K: 1 S: 5	H: 0 LOB: 1 BB: 1 P: 9	R: 0 E: 0 K: 1 S: 5	H: 0 LOB: 0 BB: 0 P: 5	R: 2 E: 0 K: 1 S: 10	H: 3 LOB: 1 BB: 0 P: 11	1B: 3 2B: 3 3B: 0 HR: 3	SF: 0 SAC: 0 DP: 1 HBP: 0	WP: 1 PB: 0 SB: 0 CS: 0	PA: 37		
PITCHER	IP WLS BF H R ER SO BB IBB HBP BLK WP HR S P ERA WHIP	IP WLS BF H R ER SO BB IBB HBP BLK WP HR S P ERA WHIP	IP WLS BF H R ER SO BB IBB HBP BLK WP HR S P ERA WHIP	IP WLS BF H R ER SO BB IBB HBP BLK WP HR S P ERA WHIP	IP WLS BF H R ER SO BB IBB HBP BLK WP HR S P ERA WHIP	IP WLS BF H R ER SO BB IBB HBP BLK WP HR S P ERA WHIP	IP WLS BF H R ER SO BB IBB HBP BLK WP HR S P ERA WHIP	IP WLS BF H R ER SO BB IBB HBP BLK WP HR S P ERA WHIP	IP WLS BF H R ER SO BB IBB HBP BLK WP HR S P ERA WHIP	IP WLS BF H R ER SO BB IBB HBP BLK WP HR S P ERA WHIP	IP WLS BF H R ER SO BB IBB HBP BLK WP HR S P ERA WHIP	IP WLS BF H R ER SO BB IBB HBP BLK WP HR S P ERA WHIP	IP WLS BF H R ER SO BB IBB HBP BLK WP HR S P ERA WHIP	IP WLS BF H R ER SO BB IBB HBP BLK WP HR S P ERA WHIP	IP WLS BF H R ER SO BB IBB HBP BLK WP HR S P ERA WHIP	IP WLS BF H R ER SO BB IBB HBP BLK WP HR S P ERA WHIP	IP WLS BF H R ER SO BB IBB HBP BLK WP HR S P ERA WHIP	IP WLS BF H R ER SO BB IBB HBP BLK WP HR S P ERA WHIP	IP WLS BF H R ER SO BB IBB HBP BLK WP HR S P ERA WHIP	IP WLS BF H R ER SO BB IBB HBP BLK WP HR S P ERA WHIP	IP WLS BF H R ER SO BB IBB HBP BLK WP HR S P ERA WHIP	IP WLS BF H R ER SO BB IBB HBP BLK WP HR S P ERA WHIP

Philadelphia Phillies @ Toronto Blue Jays
Florida Auto Exchange Stadium, Dunedin, FL
Sat Mar 02 2013, 1:11 PM - 3:32 PM EST
Att: 5,185 - Partly Cloudy - 56 F

AB 36
R 6
H 8
RBI 6
BB 1
SO 7
LOB 10



Batter	1	2	3	4	5	6	7	8	9	AB	R	H	RBI	BB	SO	LOB	BOTTOM				
7 José Reyes, S (1,6) OBP: 0.667, SLG: 0.929 2 Ryan Goins, L (5, PH) OBP: 0.375, SLG: 0.714	53 2B	11 FC4		HR	G3		G4-3			3	2	3	3	0	0	0					
11 Rajai Davis, R (1,8) OBP: 0.273, SLG: 0.364 72 Adam Loewen, L (6,9)	F9	FC4		2B			F7		K	3	0	1	0	0	2						
53 Melky Cabrera, S (1,7) OBP: 0.267, SLG: 0.467 17 Ryan Langerhans, L (6,8)	10 1B			F8	P6		G3-1		K	3	1	1	1	0	0	1					
10 Edwin Encarnación, R (1,3) OBP: 0.200, SLG: 0.400 58 Luis Jiménez, L (6,3)	2H	1B		G1-3	F8				K	3	0	1	1	0	0	1					
9 J.P. Arencibia, R (1,2) OBP: 0.412, SLG: 0.625 30 Josh Thole, L (6,2)	F7			K			E9		P5	3	0	1	0	0	1	1					
26 Adam Lind, L (1,10) OBP: 0.444, SLG: 0.688 15 Mike Nickeas, R (6, PH) OBP: 0.333, SLG: 0.143	K				P6		G6-3			3	1	1	0	0	1	2					
13 Brett Lawrie, R (1,5) OBP: 0.353, SLG: 0.533 68 Ryan Schimpf, L (5, PR) OBP: 0.428, SLG: 0.400		P4		G6-3	FC5-4					3	0	0	0	0	2						
14 Moisés Sierra, R (1,9) OBP: 0.385, SLG: 0.500 8 Ricardo Nantia, L (6,7)		K								2	2	1	1	1	1	0					
1 Emilio Bonifacio, S (1,4) OBP: 0.294, SLG: 0.588 59 Jim Negyich, L (5, PH) OBP: 0.143, SLG: 0.143		HR								2	2	2	2	0	0	0					
Inning Stats	R: 2 E: 0 K: 1 S: 8	H: 3 LOB: 1 BB: 0 P: 8	R: 1 E: 0 K: 1 S: 7	H: 2 LOB: 1 BB: 0 P: 7	R: 0 E: 0 K: 1 S: 5	H: 0 LOB: 0 BB: 0 P: 5	R: 4 E: 0 K: 0 S: 7	H: 4 LOB: 1 BB: 1 P: 11	R: 2 E: 0 K: 0 S: 6	H: 3 LOB: 1 BB: 0 P: 6	R: 1 E: 1 K: 0 S: 5	H: 2 LOB: 1 BB: 0 P: 5	R: 1 E: 0 K: 1 S: 6	H: 1 LOB: 1 BB: 1 P: 10	R: 0 E: 0 K: 2 S: 7	H: 0 LOB: 0 BB: 0 P: 7	1B: 7 2B: 6 3B: 0 HR: 2	SF: 0 SAC: 0 DP: 0 HBP: 0	WP: 0 PB: 0 SB: 0 CS: 0	PA: 41	
PITCHER	IP WLS BF H R ER SO BB IBB HBP BLK WP HR S P ERA WHIP	IP WLS BF H R ER SO BB IBB HBP BLK WP HR S P ERA WHIP	IP WLS BF H R ER SO BB IBB HBP BLK WP HR S P ERA WHIP	IP WLS BF H R ER SO BB IBB HBP BLK WP HR S P ERA WHIP	IP WLS BF H R ER SO BB IBB HBP BLK WP HR S P ERA WHIP	IP WLS BF H R ER SO BB IBB HBP BLK WP HR S P ERA WHIP	IP WLS BF H R ER SO BB IBB HBP BLK WP HR S P ERA WHIP	IP WLS BF H R ER SO BB IBB HBP BLK WP HR S P ERA WHIP	IP WLS BF H R ER SO BB IBB HBP BLK WP HR S P ERA WHIP	IP WLS BF H R ER SO BB IBB HBP BLK WP HR S P ERA WHIP	IP WLS BF H R ER SO BB IBB HBP BLK WP HR S P ERA WHIP	IP WLS BF H R ER SO BB IBB HBP BLK WP HR S P ERA WHIP	IP WLS BF H R ER SO BB IBB HBP BLK WP HR S P ERA WHIP	IP WLS BF H R ER SO BB IBB HBP BLK WP HR S P ERA WHIP	IP WLS BF H R ER SO BB IBB HBP BLK WP HR S P ERA WHIP	IP WLS BF H R ER SO BB IBB HBP BLK WP HR S P ERA WHIP	IP WLS BF H R ER SO BB IBB HBP BLK WP HR S P ERA WHIP	IP WLS BF H R ER SO BB IBB HBP BLK WP HR S P ERA WHIP	IP WLS BF H R ER SO BB IBB HBP BLK WP HR S P ERA WHIP	IP WLS BF H R ER SO BB IBB HBP BLK WP HR S P ERA WHIP	IP WLS BF H R ER SO BB IBB HBP BLK WP HR S P ERA WHIP

Philadelphia Phillies @ Toronto Blue Jays
Florida Auto Exchange Stadium, Dunedin, FL
Sat Mar 02 2013, 1:11 PM - 3:32 PM EST
Att: 5,185 - Partly Cloudy - 56 F

AB 39
R 11
H 15
RBI 11
BB 2
SO 6
LOB 15



Batter	1	2	3	4	5	6	7	8	9	AB	R	H	RBI	BB	SO	LOB	TOP										
2 Ben Revere, L OBP: 0.333, SLG: 0.348 23 Jiwan James, S (8, 8)										4	0	1	0	0	1	2	Philadelphia Phillies @ Baltimore Orioles Ed Smith Stadium, Sarasota, FL Sun Mar 03 2013, 1:08 PM - 3:45 PM EST Att: 6,246 - Cloudy - 52 F livebaseballscorecards.com										
13 Freddy Galvis, S OBP: 0.286, SLG: 0.524 11 Edgar Duran, S (1, 6) (8, 6)										4	1	1	1	0	1	2											
10 Michael Young, R OBP: 0.286, SLG: 0.421 72 Cody Asche, L (1, 5) (5, 5)										3	1	1	2	0	0	1											
19 Laynce Nix, L OBP: 0.176, SLG: 0.067 80 Zach Collier, L (1, 7) (6, 7)										2	0	0	0	1	1	1											
15 John Mayberry Jr., R OBP: 0.333, SLG: 0.500 (1, 10)										4	0	2	0	0	0	0											
Carlos Ruiz, R OBP: 0.400, SLG: 0.583 39 Steven Lerud, L (1, 2) (6, 2)										3	0	0	0	0	1	3											
24 Josh Fields, R OBP: 0.167, SLG: 0.167 (1, 3)										4	0	0	0	0	3	1											
22 Joe Mather, R (1, 9)										3	0	0	0	1	2	1											
74 César Hernández, S OBP: 0.333, SLG: 0.200 (1, 4)										2	1	1	0	1	0	1											
Inning Stats	R: 0 E: 0 K: 0 S: 4	H: 1 LOB: 1 BB: 0 P: 4	R: 0 E: 0 K: 1 S: 6	H: 1 LOB: 1 BB: 0 P: 6	R: 2 E: 0 K: 3 S: 14	H: 3 LOB: 2 BB: 1 P: 22	R: 0 E: 0 K: 2 S: 6	H: 0 LOB: 0 BB: 1 P: 11	R: 0 E: 0 K: 1 S: 5	H: 0 LOB: 1 BB: 0 P: 5	R: 0 E: 0 K: 1 S: 5	H: 0 LOB: 1 BB: 1 P: 9	R: 1 E: 0 K: 0 S: 6	H: 1 LOB: 0 BB: 0 P: 6	R: 0 E: 0 K: 1 S: 5	H: 0 LOB: 0 BB: 0 P: 5		1B: 3 2B: 1 3B: 0 HR: 2	SF: 0 SAC: 0 DP: 0 HBP: 0	WP: 0 PB: 0 SB: 1 CS: 1	PA: 36						
PITCHER	IP	WLS	BF	H	R	ER	SO	BB	IBB	HBP	BLK	WP	HR	S	P	ERA	WHIP										
30 Chris Tillman, R ERA: 4.15	2.2	W	13	4	2	2	3	1	0	0	0	0	1	20	28	6.75	1.875										
Zech Zinicola, R ERA:	0.1	H	2	1	0	0	1	0	0	0	0	0	0	4	4	0.00	3.000										
50 Miguel González, R ERA:	2.0	H	6	0	0	0	2	1	0	0	0	0	0	9	14	0.00	0.500										
47 Pedro Strop, R ERA:	1.0		3	0	0	0	1	0	0	0	0	0	0	5	5	0.00	0.000										
78 Todd Redmond, R ERA: 1.6	2.0		8	1	1	1	1	1	0	0	0	0	1	11	15	4.50	1.000										

Batter	1	2	3	4	5	6	7	8	9	AB	R	H	RBI	BB	SO	LOB	BOTTOM										
9 Nate McLouth, L OBP: 0.397, SLG: 0.538 3 Ryan Flaherty, L OBP: 0.333, SLG: 0.308 (1, 8) (6, 6)										2	0	0	0	1	0	1	Philadelphia Phillies @ Baltimore Orioles Ed Smith Stadium, Sarasota, FL Sun Mar 03 2013, 1:08 PM - 3:45 PM EST Att: 6,246 - Cloudy - 52 F livebaseballscorecards.com										
1 Brian Roberts, S OBP: 0.571, SLG: 0.923 60 Chris Dickerson, L OBP: 0.600, SLG: 0.333 (1, 4) (6, 9)										2	2	1	0	1	0	1											
19 Chris Davis, L OBP: 0.538, SLG: 0.750 35 Danny Valencia, R OBP: 0.250, SLG: 0.333 (1, 3) (6, 3)										3	2	2	0	0	1	0											
32 Matt Wieters, S OBP: 0.462, SLG: 0.846 45 Travis Ishikawa, L OBP: 0.192, SLG: 0.100 59 Luis Exposito, R OBP: 0.400, SLG: 0.444 (1, 2) (6, PH) (7, 2)										3	2	2	5	0	0	0											
36 Conor Jackson, R OBP: 0.353, SLG: 0.750 6 Russ Canzler, R OBP: 0.308, SLG: 0.162 (1, 10) (7, PH) (8, 10)										3	2	2	4	0	0	0											
24 Wilson Betemit, S OBP: 0.083, SLG: 0.333 13 Manny Machado, R OBP: 0.571, SLG: 0.636 (1, 5) (6, 5)										3	0	0	0	0	1	0											
2 J.J. Hardy, R OBP: 0.231, SLG: 0.100 12 Alexi Casilla, S OBP: 0.231, SLG: 0.167 (1, 6) (6, 4)										2	1	0	0	1	0	0											
72 Jason Pridie, L OBP: 0.385, SLG: 0.917 70 Xavier Avery, L OBP: 0.300, SLG: 0.143 (1, 9) (6, 8)										3	1	1	2	0	0	0											
25 Trayvon Robinson, S OBP: 0.267, SLG: 0.533 71 L.J. Hoes, R OBP: 0.286, SLG: 0.286 (1, 7) (6, 7)										3	1	1	0	0	0	0											
Inning Stats	R: 4 E: 0 K: 1 S: 10	H: 4 LOB: 0 BB: 0 P: 11	R: 0 E: 0 K: 0 S: 3	H: 0 LOB: 1 BB: 1 P: 7	R: 0 E: 0 K: 1 S: 5	H: 0 LOB: 0 BB: 0 P: 5	R: 0 E: 0 K: 0 S: 3	H: 0 LOB: 0 BB: 0 P: 3	R: 7 E: 0 K: 0 S: 10	H: 5 LOB: 0 BB: 2 P: 22	R: 0 E: 0 K: 2 S: 7	H: 0 LOB: 1 BB: 1 P: 11	R: 0 E: 0 K: 3 S: 9	H: 0 LOB: 0 BB: 0 P: 9	R: 1 E: 0 K: 2 S: 9	H: 2 LOB: 2 BB: 0 P: 11		1B: 6 2B: 1 3B: 0 HR: 4	SF: 0 SAC: 0 DP: 0 HBP: 1	WP: 1 PB: 0 SB: 1 CS: 0	PA: 40						
PITCHER	IP	WLS	BF	H	R	ER	SO	BB	IBB	HBP	BLK	WP	HR	S	P	ERA	WHIP										
38 Kyle Kendrick, R ERA: 11.25	2.0	L	11	4	4	4	1	1	0	0	0	0	2	13	18	18.00	2.500										
60 Zach Miner, R ERA: 6.75	2.1		8	1	1	1	1	0	0	0	0	0	0	10	11	3.86	0.429										
47 Jeremy Horst, L ERA: 17.18	0.2		8	4	6	6	0	2	0	0	0	0	2	8	19	81.00	9.000										
75 Kyle Simon, R ERA: 5.4	1.0		4	0	0	0	2	1	0	0	0	0	0	7	11	0.00	1.000										
63 Jake Diekman, L ERA: 4.5	2.0		9	2	1	1	5	0	0	1	0	1	0	18	20	4.50	1.000										

Batter	1	2	3	4	5	6	7	8	9	AB	R	H	RBI	BB	SO	LOB	TOP	
8 Anthony Gose, L (1, 8) OBP: 0.444, SLG: 0.500 73 Lance Zawadzki, L (7, 6) OBP: 0.583, SLG: 0.900										4	1	1	0	0	2	0	Toronto Blue Jays @ Philadelphia Phillies Bright House Field, Clearwater, FL Sun Mar 03 2013, 1:10 PM - 3:53 PM EST Att: 6,989 - Cloudy - 52 F	
53 Melky Cabrera, S (1, 10) OBP: 0.278, SLG: 0.444 69 Sean Ochinko, R (7, PH) OBP: 0.250, SLG: 0.500										3	0	1	0	0	0	1		
19 José Bautista, R (1, 9) OBP: 0.222, SLG: 0.590 17 Ryan Langerhans, L (5, 9) OBP: 0.313, SLG: 0.214										3	1	1	1	0	0	2		
26 Adam Lind, L (1, 3) OBP: 0.429, SLG: 0.722 70 Andy LaRoche, R (5, 3) OBP: 0.333, SLG: 0.890										2	0	1	1	0	0	0		
16 Mark DeRosa, R (1, 5) OBP: 0.750, SLG: 1.250 79 Lars Anderson, L (6, 3) OBP: 0.667, SLG: 1.000										3	1	2	1	0	0	1		
11 Rajai Davis, R (1, 7) OBP: 0.214, SLG: 0.286 68 Ryan Schimpf, L (6, 7) OBP: 0.375, SLG: 0.333										3	0	0	0	0	0	2		
1 Emilio Bonifácio, S (1, 6) OBP: 0.318, SLG: 0.579 18 Mike McCoy, R (7, 8)										2	1	1	0	0	0	2		
22 Henry Blanco, R (1, 2) OBP: 0.167, SLG: 0.250 15 Mike Nickas, R (6, 2) OBP: 0.300, SLG: 0.125										3	1	1	0	0	1	0		
3 Maicer Izturis, S (1, 4) 67 Eugenio Velez, S (7, 4) OBP: 0.375, SLG: 0.286										3	0	0	0	0	0	1		
Inning Stats	R: 1 E: 0 K: 0 S: 5	H: 2 LOB: 1 BB: 0 P: 5	R: 2 E: 1 K: 0 S: 7	H: 2 LOB: 1 BB: 0 P: 8	R: 1 E: 0 K: 0 S: 7	H: 3 LOB: 1 BB: 0 P: 10	R: 0 E: 0 K: 1 S: 5	H: 0 LOB: 0 BB: 0 P: 5	R: 0 E: 0 K: 1 S: 6	H: 1 LOB: 0 BB: 0 P: 6	R: 0 E: 0 K: 1 S: 5	H: 0 LOB: 1 BB: 0 P: 11	R: 0 E: 1 K: 1 S: 5	H: 0 LOB: 1 BB: 1 P: 9	1B: 4 2B: 3 3B: 0 HR: 2	SF: 1 SAC: 0 DP: 2 HBP: 0		WP: 0 PB: 0 SB: 1 CS: 0
PITCHER	IP WLS BF H R ER SO BB IBB HBP BLK WP HR S P ERA WHIP																	
29 Aaron Cook, R (1, 1) ERA: 4.5	4.0	19	7	4	3	1	0	0	0	0	0	0	0	1	24	28	6.75	1.750
79 Justin De Fratus, R (5, 1) ERA: 11.25	1.0	W	3	0	0	0	0	0	0	0	0	0	0	0	3	3	0.00	0.000
59 Antonio Bastardo, L (6, 1) ERA: 3.0	1.0	H	4	1	1	1	1	0	0	0	0	0	0	1	6	6	9.00	1.000
66 JC Ramirez, R (7, 1) ERA: 11.57	1.1		5	0	0	0	1	1	0	0	0	0	0	0	6	10	0.00	0.750
55 Joe Savery, L (8, 1) ERA:	1.2		6	0	0	0	3	1	0	0	0	0	0	0	11	15	0.00	0.600

Batter	1	2	3	4	5	6	7	8	9	AB	R	H	RBI	BB	SO	LOB	BOTTOM			
25 Yuniesky Betancourt, R (1, 6) OBP: 0.357, SLG: 0.429										5	1	2	3	0	0	2	Toronto Blue Jays @ Philadelphia Phillies Bright House Field, Clearwater, FL Sun Mar 03 2013, 1:10 PM - 3:53 PM EST Att: 6,989 - Cloudy - 52 F			
28 Kevin Frandsen, R (1, 5) OBP: 0.391, SLG: 0.727										4	4	2	1	1	1	1				
26 Chase Utley, L (1, 4) OBP: 0.538, SLG: 0.500 7 Michael Martinez, S (6, 4) OBP: 0.286, SLG: 0.429										1	1	1	0	2	0	0				
6 Ryan Howard, L (1, 3) OBP: 0.444, SLG: 0.917 71 Jermaine Mitchell, L (6, 7) OBP: 0.500, SLG: 1.167										2	1	1	2	0	0	1				
18 Darin Ruf, R (1, 7) OBP: 0.217, SLG: 0.190										5	0	0	1	0	2	1				
9 Dornic Brown, L (1, 9) OBP: 0.519, SLG: 0.850 22 Derrick Mitchell, R (7, 9)										4	1	1	1	0	2	1				
31 Erik Kratz, R (1, 2) OBP: 0.097, SLG: 0.364 12 Humberto Quintero, R (7, 2)										3	0	0	0	0	0	0				
73 Tommy Joseph, R (1, 10) OBP: 0.375, SLG: 0.875										4	1	2	0	0	1	0				
43 Ender Inciarte, L (1, 8) OBP: 0.700, SLG: 0.500										3	2	2	0	0	1	0				
Inning Stats	R: 1 E: 0 K: 0 S: 3	H: 1 LOB: 0 BB: 1 P: 7	R: 0 E: 0 K: 1 S: 5	H: 0 LOB: 0 BB: 0 P: 5	R: 1 E: 1 K: 2 S: 9	H: 2 LOB: 2 BB: 1 P: 14	R: 1 E: 0 K: 0 S: 7	H: 2 LOB: 2 BB: 0 P: 9	R: 3 E: 0 K: 2 S: 9	H: 2 LOB: 1 BB: 1 P: 14	R: 4 E: 0 K: 1 S: 10	H: 5 LOB: 1 BB: 0 P: 10	R: 0 E: 0 K: 1 S: 5	H: 0 LOB: 0 BB: 0 P: 5	R: 3 E: 0 K: 2 S: 10	H: 2 LOB: 0 BB: 0 P: 10		1B: 6 2B: 5 3B: 2 HR: 2	SF: 0 SAC: 0 DP: 1 HBP: 1	WP: 3 PB: 0 SB: 1 CS: 0
PITCHER	IP WLS BF H R ER SO BB IBB HBP BLK WP HR S P ERA WHIP																			
24 Ricky Romero, L (1, 1) ERA: 7.36	2.0		1	1	1	1	1	0	0	0	0	0	0	0	9	14	9.00	3.000		
21 Sergio Santos, R (3, 1) ERA: 3.0	1.0	H	6	2	1	1	2	1	0	0	0	0	0	1	7	9	9.00	2.000		
62 Aaron Loup, L (4, 1) ERA: 3.0	1.0	H	6	2	1	1	0	0	0	1	0	0	0	1	9	14	27.00	3.000		
27 Brett Cecil, L (5, 1) ERA: 6.75	1.0	L	6	2	3	3	2	1	0	0	0	0	0	1	9	14	36.00	5.000		
52 Justin Germano, R (6, 1) ERA: 7.2	1.0		8	5	4	4	1	0	0	0	0	0	0	10	10	36.00	5.000			

livebaseballscores.com

AB 34
R 5
H 8
RBI 3
BB 2
SO 6
LOB 14

livebaseballscores.com

AB 38
R 13
H 14
RBI 12
BB 3
SO 9
LOB 9

Batter	1	2	3	4	5	6	7	8	9	AB	R	H	RBI	BB	SO	LOB	TOP								
2 Ben Revere, L (1,8) OBP: 0.393, SLG: 0.385 43 Ender Inciarte, L (6,8) OBP: 0.636, SLG: 0.429										3 1 2 1 1 1 0 1 0 0 0 0 1 0															
10 Michael Young, R (1,5) OBP: 0.350, SLG: 0.435 7 Michael Martinez, S (6,5) OBP: 0.250, SLG: 0.375										4 0 2 2 0 0 1 1 0 0 0 0 0 0															
26 Chase Utley, L (1,4) OBP: 0.500, SLG: 0.417 74 César Hernández, S (4,4) OBP: 0.375, SLG: 0.286										2 0 0 1 1 1 1 2 0 1 0 0 0 1															
6 Ryan Howard, L (1,3) OBP: 0.400, SLG: 0.815 24 Josh Fields, R (4,3) OBP: 0.143, SLG: 0.143										3 0 0 0 0 1 4 2 0 0 0 0 1 2															
18 Darin Ruf, R (1,7) OBP: 0.286, SLG: 0.174										2 1 0 0 1 0 3															
9 Dornic Brown, L (1,9) OBP: 0.500, SLG: 0.783 22 Joe Mather, R (6,9)										3 1 1 0 0 1 1 1 0 0 0 0 0 1															
15 John Mayberry Jr., R (1,10) OBP: 0.321, SLG: 0.462										4 0 1 0 0 1 3															
25 Yuniesky Betancourt, R (1,6) OBP: 0.444, SLG: 0.471										3 1 2 0 1 0 1															
12 Humberto Quintero, R (1,2) 73 Tommy Joseph, R (6,2) OBP: 0.333, SLG: 0.776										2 1 0 1 1 2 3 1 0 0 0 0 0 0															
Inning Stats	R: 0 E: 0 K: 1 S: 6	H: 1 LOB: 1 BB: 0 P: 9	R: 4 E: 0 K: 2 S: 15	H: 3 LOB: 3 BB: 3 P: 33	R: 0 E: 0 K: 2 S: 8	H: 1 LOB: 1 BB: 0 P: 11	R: 1 E: 0 K: 1 S: 6	H: 1 LOB: 0 BB: 0 P: 7	R: 0 E: 0 K: 1 S: 6	H: 0 LOB: 2 BB: 1 P: 11	R: 0 E: 1 K: 1 S: 6	H: 1 LOB: 1 BB: 0 P: 8	R: 0 E: 0 K: 0 S: 4	H: 1 LOB: 1 BB: 1 P: 8	R: 0 E: 0 K: 1 S: 5	H: 0 LOB: 0 BB: 0 P: 7	R: 0 E: 0 K: 0 S: 3	H: 1 LOB: 0 BB: 0 P: 3	1B: 9 2B: 0 3B: 0 HR: 0	SF: 0 SAC: 0 DP: 2 HBP: 2	WP: 0 PB: 1 SB: 0 CS: 0	PA: 41			
PITCHER	IP WLS BF H R ER SO BB IBB HBP BLK WP HR S P ERA WHIP	IP WLS BF H R ER SO BB IBB HBP BLK WP HR S P ERA WHIP	IP WLS BF H R ER SO BB IBB HBP BLK WP HR S P ERA WHIP	IP WLS BF H R ER SO BB IBB HBP BLK WP HR S P ERA WHIP	IP WLS BF H R ER SO BB IBB HBP BLK WP HR S P ERA WHIP	IP WLS BF H R ER SO BB IBB HBP BLK WP HR S P ERA WHIP	IP WLS BF H R ER SO BB IBB HBP BLK WP HR S P ERA WHIP	IP WLS BF H R ER SO BB IBB HBP BLK WP HR S P ERA WHIP	IP WLS BF H R ER SO BB IBB HBP BLK WP HR S P ERA WHIP	IP WLS BF H R ER SO BB IBB HBP BLK WP HR S P ERA WHIP	IP WLS BF H R ER SO BB IBB HBP BLK WP HR S P ERA WHIP	IP WLS BF H R ER SO BB IBB HBP BLK WP HR S P ERA WHIP	IP WLS BF H R ER SO BB IBB HBP BLK WP HR S P ERA WHIP	IP WLS BF H R ER SO BB IBB HBP BLK WP HR S P ERA WHIP	IP WLS BF H R ER SO BB IBB HBP BLK WP HR S P ERA WHIP	IP WLS BF H R ER SO BB IBB HBP BLK WP HR S P ERA WHIP	IP WLS BF H R ER SO BB IBB HBP BLK WP HR S P ERA WHIP	IP WLS BF H R ER SO BB IBB HBP BLK WP HR S P ERA WHIP	IP WLS BF H R ER SO BB IBB HBP BLK WP HR S P ERA WHIP	IP WLS BF H R ER SO BB IBB HBP BLK WP HR S P ERA WHIP	IP WLS BF H R ER SO BB IBB HBP BLK WP HR S P ERA WHIP	IP WLS BF H R ER SO BB IBB HBP BLK WP HR S P ERA WHIP	IP WLS BF H R ER SO BB IBB HBP BLK WP HR S P ERA WHIP	IP WLS BF H R ER SO BB IBB HBP BLK WP HR S P ERA WHIP	
34 A.J. Burnett, R (1,1) ERA: 13.5 71 Kris Johnson, L (2,1) ERA: 3.39 51 Wandy Rodriguez, L (4,1) ERA: 1.8 61 Duke Welker, R (7,1) ERA: 3.0 68 Vic Black, R (8,1) ERA:	1.1 L 11 4 4 4 2 2 0 1 0 0 0 15 29 27.00 4.500	1.2 7 1 0 0 3 1 0 0 0 0 0 14 24 0.00 1.200	3.0 13 2 1 0 3 1 0 1 0 0 0 18 26 0.00 1.000	1.0 4 1 0 0 0 1 0 0 0 0 0 4 8 0.00 2.000	1.0 3 0 0 0 1 0 0 0 0 0 0 5 7 0.00 0.000																				
6 Starling Marte, R (1,7) OBP: 0.333, SLG: 0.467 60 Darren Ford, R (7,7) OBP: 0.286, SLG: 0.286										3 0 0 0 0 0 1 1 0 0 0 0 1 0															
7 Alex Presley, L (1,8) OBP: 0.313, SLG: 0.286 26 Felix Pie, L (6,8) OBP: 0.438, SLG: 0.786									2 0 0 0 0 0 0 0 0 0 0 1 0 0																
23 Travis Snider, L (1,9) OBP: 0.313, SLG: 0.500 2 Brad Hawpe, L (6,9) OBP: 0.214, SLG: 0.083									2 0 1 0 0 1 0 1 0 0 0 0 1 1																
14 Gaby Sanchez, R (1,3) OBP: 0.500, SLG: 1.000 25 Clint Robinson, L (6,3) OBP: 0.250, SLG: 0.333									2 0 0 0 0 0 1 1 0 0 0 0 1 1																
55 Russell Martin, R (1,10) OBP: 0.385, SLG: 0.583										2 0 0 0 1 0 0															
19 Michael McKenry, R (1,2) OBP: 0.384, SLG: 0.300 74 Carlos Paulino, R (7,2) OBP: 0.250, SLG: 0.333										1 0 0 0 1 0 1 1 0 0 0 0 1 0															
43 Jared Goedert, R (1,5) OBP: 0.365, SLG: 0.583 5 Josh Harrison, R (6,5) OBP: 0.250, SLG: 0.375										2 0 0 0 0 0 1 1 0 0 0 0 0 0															
10 Jordy Mercer, R (1,4) OBP: 0.583, SLG: 0.776 58 Anderson Hernandez, S (7,4) OBP: 0.500, SLG: 0.545											1 0 0 0 1 0 0 1 0 0 0 0 0 0														
15 Chase d'Arnaud, R (1,6) OBP: 0.231, SLG: 0.333 66 Iván De Jesús Jr., R (7,6) OBP: 0.333, SLG: 0.364											2 0 0 0 0 0 1 1 0 0 0 0 0 0														
Inning Stats	R: 0 E: 0 K: 0 S: 4	H: 1 LOB: 1 BB: 0 P: 4	R: 0 E: 0 K: 0 S: 4	H: 0 LOB: 0 BB: 1 P: 8	R: 0 E: 0 K: 0 S: 4	H: 0 LOB: 0 BB: 1 P: 8	R: 0 E: 0 K: 1 S: 5	H: 0 LOB: 0 BB: 0 P: 6	R: 0 E: 0 K: 0 S: 3	H: 0 LOB: 0 BB: 0 P: 3	R: 0 E: 0 K: 2 S: 6	H: 0 LOB: 1 BB: 1 P: 13	R: 0 E: 0 K: 1 S: 5	H: 0 LOB: 0 BB: 0 P: 7	R: 0 E: 0 K: 1 S: 5	H: 0 LOB: 0 BB: 0 P: 8	R: 0 E: 0 K: 0 S: 3	H: 0 LOB: 0 BB: 0 P: 3	1B: 0 2B: 2 3B: 0 HR: 0	SF: 0 SAC: 0 DP: 4 HBP: 0	WP: 0 PB: 0 SB: 0 CS: 1	PA: 28			
PITCHER	IP WLS BF H R ER SO BB IBB HBP BLK WP HR S P ERA WHIP	IP WLS BF H R ER SO BB IBB HBP BLK WP HR S P ERA WHIP	IP WLS BF H R ER SO BB IBB HBP BLK WP HR S P ERA WHIP	IP WLS BF H R ER SO BB IBB HBP BLK WP HR S P ERA WHIP	IP WLS BF H R ER SO BB IBB HBP BLK WP HR S P ERA WHIP	IP WLS BF H R ER SO BB IBB HBP BLK WP HR S P ERA WHIP	IP WLS BF H R ER SO BB IBB HBP BLK WP HR S P ERA WHIP	IP WLS BF H R ER SO BB IBB HBP BLK WP HR S P ERA WHIP	IP WLS BF H R ER SO BB IBB HBP BLK WP HR S P ERA WHIP	IP WLS BF H R ER SO BB IBB HBP BLK WP HR S P ERA WHIP	IP WLS BF H R ER SO BB IBB HBP BLK WP HR S P ERA WHIP	IP WLS BF H R ER SO BB IBB HBP BLK WP HR S P ERA WHIP	IP WLS BF H R ER SO BB IBB HBP BLK WP HR S P ERA WHIP	IP WLS BF H R ER SO BB IBB HBP BLK WP HR S P ERA WHIP	IP WLS BF H R ER SO BB IBB HBP BLK WP HR S P ERA WHIP	IP WLS BF H R ER SO BB IBB HBP BLK WP HR S P ERA WHIP	IP WLS BF H R ER SO BB IBB HBP BLK WP HR S P ERA WHIP	IP WLS BF H R ER SO BB IBB HBP BLK WP HR S P ERA WHIP	IP WLS BF H R ER SO BB IBB HBP BLK WP HR S P ERA WHIP	IP WLS BF H R ER SO BB IBB HBP BLK WP HR S P ERA WHIP	IP WLS BF H R ER SO BB IBB HBP BLK WP HR S P ERA WHIP	IP WLS BF H R ER SO BB IBB HBP BLK WP HR S P ERA WHIP	IP WLS BF H R ER SO BB IBB HBP BLK WP HR S P ERA WHIP	IP WLS BF H R ER SO BB IBB HBP BLK WP HR S P ERA WHIP	
27 John Lannan, L (1,1) ERA: 1.8 37 Mike Adams, R (4,1) ERA: 78 Adam Morgan, L (5,1) ERA: 1.93 46 Raul Valdes, L (8,1) ERA: 6.0	3.0 W 10 3 0 0 0 1 0 0 0 0 0 5 6 0.00 0.000	1.0 3 0 0 0 1 0 0 0 0 0 0 5 6 0.00 0.000	3.0 H 9 0 0 0 2 2 0 0 0 0 0 11 22 0.00 0.667	2.0 6 0 0 0 2 0 0 0 0 0 0 10 15 0.00 0.000																					

Philadelphia Phillies @ Pittsburgh Pirates
 McKechnie Field, Bradenton, FL
 Mon Mar 04 2013, 1:13 PM - 4:03 PM EST
 Att: 6,281 - Sunny - 59 F

AB 34
 R 5
 H 9
 RBI 5
 BB 5
 SO 9
 LOB 21



Philadelphia Phillies @ Pittsburgh Pirates
 McKechnie Field, Bradenton, FL
 Mon Mar 04 2013, 1:13 PM - 4:03 PM EST
 Att: 6,281 - Sunny - 59 F

AB 24
 R 0
 H 1
 RBI 0
 BB 4
 SO 5
 LOB 7



Batter	1	2	3	4	5	6	7	8	9	AB	R	H	RBI	BB	SO	LOB	TOP							
7 José Reyes, S OBP: 0.667, SLG: 1.667 2 Erick Aybar, S OBP: 0.500, SLG: 0.333										3	1	2	2	0	1	2	Dominican Republic @ Philadelphia Phillies Bright House Field, Clearwater, FL Tue Mar 05 2013, 1:08 PM - 4:06 PM EST Att.: 4,493 - Sunny - 71 F							
24 Robinson Canó, L OBP: 0.667, SLG: 1.500 52 Leury García, S OBP: 0.667, SLG: 0.667										4	1	3	3	0	0	1								
10 Edwin Encarnación, R OBP: 0.600, SLG: 0.600 83 Danilo Sánchez, R OBP: 0.667, SLG: 1.500										5	1	3	1	0	0	3								
17 Nelson Cruz, R OBP: 0.667, SLG: 1.000 14 Moisés Sierra, R OBP: 1.000, SLG: 1.000										3	0	0	0	1	1	5								
13 Hanley Ramírez, R OBP: 0.667, SLG: 1.500										6	3	4	3	0	0	2								
4 Miguel Tejada, R OBP: 0.667, SLG: 0.833										6	2	4	2	0	0	2								
41 Carlos Santana, S OBP: 0.667, SLG: 0.333 25 Francisco Peña, R OBP: 0.667, SLG: 0.667										3	1	1	1	0	1	2								
32 Ricardo Naitza, L OBP: 0.667, SLG: 0.667 22 Eury Pérez, R OBP: 0.333, SLG: 0.333										3	0	2	1	0	0	2								
30 Alejandro De Aza, L OBP: 0.167, SLG: 0.500										6	2	1	1	0	1	5								
Inning Stats	R: 0 E: 0 K: 0 S: 4	H: 1 LOB: 1 BB: 0 P: 5	R: 4 E: 0 K: 2 S: 13	H: 6 LOB: 2 BB: 0 P: 13	R: 4 E: 0 K: 1 S: 12	H: 6 LOB: 2 BB: 0 P: 15	R: 0 E: 0 K: 0 S: 4	H: 1 LOB: 1 BB: 0 P: 4	R: 3 E: 0 K: 0 S: 7	H: 4 LOB: 2 BB: 1 P: 11	R: 0 E: 0 K: 0 S: 5	H: 2 LOB: 2 BB: 0 P: 5	R: 2 E: 0 K: 0 S: 7	H: 4 LOB: 2 BB: 0 P: 9	R: 2 E: 0 K: 0 S: 7	H: 4 LOB: 2 BB: 0 P: 7		R: 0 E: 0 K: 1 S: 5	H: 0 LOB: 1 BB: 1 P: 10	1B: 21 2B: 3 3B: 1 HR: 3	SF: 0 SAC: 0 DP: 0 HBP: 0	WP: 1 PB: 0 SB: 0 CS: 0	PA: 57	
PITCHER	IP WLS BF H R ER SO BB IBB HBP BLK WP HR S P ERA WHIP	IP WLS BF H R ER SO BB IBB HBP BLK WP HR S P ERA WHIP	IP WLS BF H R ER SO BB IBB HBP BLK WP HR S P ERA WHIP	IP WLS BF H R ER SO BB IBB HBP BLK WP HR S P ERA WHIP	IP WLS BF H R ER SO BB IBB HBP BLK WP HR S P ERA WHIP	IP WLS BF H R ER SO BB IBB HBP BLK WP HR S P ERA WHIP	IP WLS BF H R ER SO BB IBB HBP BLK WP HR S P ERA WHIP	IP WLS BF H R ER SO BB IBB HBP BLK WP HR S P ERA WHIP	IP WLS BF H R ER SO BB IBB HBP BLK WP HR S P ERA WHIP	IP WLS BF H R ER SO BB IBB HBP BLK WP HR S P ERA WHIP	IP WLS BF H R ER SO BB IBB HBP BLK WP HR S P ERA WHIP	IP WLS BF H R ER SO BB IBB HBP BLK WP HR S P ERA WHIP	IP WLS BF H R ER SO BB IBB HBP BLK WP HR S P ERA WHIP	IP WLS BF H R ER SO BB IBB HBP BLK WP HR S P ERA WHIP	IP WLS BF H R ER SO BB IBB HBP BLK WP HR S P ERA WHIP	IP WLS BF H R ER SO BB IBB HBP BLK WP HR S P ERA WHIP	IP WLS BF H R ER SO BB IBB HBP BLK WP HR S P ERA WHIP	IP WLS BF H R ER SO BB IBB HBP BLK WP HR S P ERA WHIP	IP WLS BF H R ER SO BB IBB HBP BLK WP HR S P ERA WHIP	IP WLS BF H R ER SO BB IBB HBP BLK WP HR S P ERA WHIP	IP WLS BF H R ER SO BB IBB HBP BLK WP HR S P ERA WHIP	IP WLS BF H R ER SO BB IBB HBP BLK WP HR S P ERA WHIP	IP WLS BF H R ER SO BB IBB HBP BLK WP HR S P ERA WHIP	IP WLS BF H R ER SO BB IBB HBP BLK WP HR S P ERA WHIP

Batter	1	2	3	4	5	6	7	8	9	AB	R	H	RBI	BB	SO	LOB	BOTTOM							
43 Ender Inciarte, L OBP: 0.250, SLG: 0.250										4	0	1	0	0	0	1	Dominican Republic @ Philadelphia Phillies Bright House Field, Clearwater, FL Tue Mar 05 2013, 1:08 PM - 4:06 PM EST Att.: 4,493 - Sunny - 71 F							
28 Kevin Frandsen, R OBP: 0.500, SLG: 0.750										4	0	2	0	0	0	2								
9 Domic Brown, L OBP: 0.500, SLG: 0.750										3	0	0	0	0	1	3								
22 Joe Mather, R OBP: 0.500, SLG: 0.750										1	0	0	0	0	1	1								
6 Ryan Howard, L OBP: 0.500, SLG: 0.750										3	0	0	0	0	1	1								
18 Darin Ruf, R OBP: 0.500, SLG: 0.750										4	0	0	0	0	3	1								
19 Lance Nix, L OBP: 0.500, SLG: 1.250										4	1	2	2	0	0	0								
72 Cody Asche, L OBP: 0.750, SLG: 0.667										3	0	2	0	1	0	0								
31 Erik Kratz, R OBP: 0.500, SLG: 0.750										2	0	0	0	0	1	1								
65 Cameron Rupp, R OBP: 0.500, SLG: 0.750										2	0	0	0	0	1	3								
13 Freddy Galvis, S OBP: 0.250, SLG: 0.500										4	0	1	0	0	1	2								
Inning Stats	R: 0 E: 0 K: 0 S: 3	H: 1 LOB: 0 BB: 0 P: 3	R: 1 E: 0 K: 3 S: 12	H: 2 LOB: 1 BB: 0 P: 12	R: 0 E: 0 K: 1 S: 6	H: 1 LOB: 1 BB: 0 P: 6	R: 0 E: 0 K: 1 S: 5	H: 0 LOB: 0 BB: 0 P: 5	R: 0 E: 0 K: 0 S: 4	H: 1 LOB: 1 BB: 0 P: 4	R: 0 E: 0 K: 1 S: 5	H: 0 LOB: 1 BB: 1 P: 9	R: 0 E: 0 K: 1 S: 6	H: 1 LOB: 0 BB: 0 P: 6	R: 1 E: 0 K: 1 S: 8	H: 3 LOB: 2 BB: 0 P: 10	1B: 6 2B: 2 3B: 0 HR: 1	SF: 0 SAC: 0 DP: 1 HBP: 0	WP: 2 PB: 0 SB: 0 CS: 0	PA: 36				
PITCHER	IP WLS BF H R ER SO BB IBB HBP BLK WP HR S P ERA WHIP	IP WLS BF H R ER SO BB IBB HBP BLK WP HR S P ERA WHIP	IP WLS BF H R ER SO BB IBB HBP BLK WP HR S P ERA WHIP	IP WLS BF H R ER SO BB IBB HBP BLK WP HR S P ERA WHIP	IP WLS BF H R ER SO BB IBB HBP BLK WP HR S P ERA WHIP	IP WLS BF H R ER SO BB IBB HBP BLK WP HR S P ERA WHIP	IP WLS BF H R ER SO BB IBB HBP BLK WP HR S P ERA WHIP	IP WLS BF H R ER SO BB IBB HBP BLK WP HR S P ERA WHIP	IP WLS BF H R ER SO BB IBB HBP BLK WP HR S P ERA WHIP	IP WLS BF H R ER SO BB IBB HBP BLK WP HR S P ERA WHIP	IP WLS BF H R ER SO BB IBB HBP BLK WP HR S P ERA WHIP	IP WLS BF H R ER SO BB IBB HBP BLK WP HR S P ERA WHIP	IP WLS BF H R ER SO BB IBB HBP BLK WP HR S P ERA WHIP	IP WLS BF H R ER SO BB IBB HBP BLK WP HR S P ERA WHIP	IP WLS BF H R ER SO BB IBB HBP BLK WP HR S P ERA WHIP	IP WLS BF H R ER SO BB IBB HBP BLK WP HR S P ERA WHIP	IP WLS BF H R ER SO BB IBB HBP BLK WP HR S P ERA WHIP	IP WLS BF H R ER SO BB IBB HBP BLK WP HR S P ERA WHIP	IP WLS BF H R ER SO BB IBB HBP BLK WP HR S P ERA WHIP	IP WLS BF H R ER SO BB IBB HBP BLK WP HR S P ERA WHIP	IP WLS BF H R ER SO BB IBB HBP BLK WP HR S P ERA WHIP	IP WLS BF H R ER SO BB IBB HBP BLK WP HR S P ERA WHIP	IP WLS BF H R ER SO BB IBB HBP BLK WP HR S P ERA WHIP	IP WLS BF H R ER SO BB IBB HBP BLK WP HR S P ERA WHIP



Batter	1	2	3	4	5	6	7	8	9	AB	R	H	RBI	BB	SO	LOB	TOP					
32 Aaron Hicks, S (1.8) OBP: 0.393, SLG: 0.926										5	4	4	6	0	1	3	Minnesota Twins @ Philadelphia Phillies Bright House Field, Clearwater, FL Thu Mar 07 2013, 1:08 PM - 4:17 PM EST Att: 6,972 - Sunny - 68 F					
2 Brian Dozier, R (1.4) OBP: 0.292, SLG: 0.286										5	0	0	0	0	2	1						
80 Mark Sobolewski, R (1.5) OBP: 0.294, SLG: 0.438										5	0	0	0	0	3	0						
26 Brian Dinkelman, L (1.9) OBP: 0.286, SLG: 0.118										5	0	0	0	0	0	1						
22 Wilkin Ramirez, R (1.7) OBP: 0.364, SLG: 0.500										5	1	3	0	0	1	0						
84 Dan Rohlfing, R (1.3) OBP: 0.500, SLG: 0.818										3	1	1	1	0	2	2						
11 Clete Thomas, L (7.9) OBP: 0.313, SLG: 0.333										1	1	1	0	1	0	0						
82 Josmil Pinto, R (1.10) OBP: 0.333, SLG: 0.250										4	1	1	0	1	2	2						
44 Chris Herrmann, L (1.2) OBP: 0.357, SLG: 0.200										1	0	0	0	2	1	1						
73 Kyle Knudson, R (7.2) OBP: 0.333, SLG: 0.333										2	0	0	0	0	1	5						
25 Pedro Florimón, S (1.6) OBP: 0.348, SLG: 0.381										2	1	1	0	1	0	1						
83 Danny Santana, S (8, PH) OBP: 0.500, SLG: 0.444										1	1	1	1	0	0	0						
Inning Stats	R: 1 E: 0 K: 1 S: 7	H: 1 LOB: 0 BB: 0 P: 7	R: 0 E: 0 K: 3 S: 11	H: 2 LOB: 1 BB: 1 P: 15	R: 0 E: 0 K: 0 S: 3	H: 0 LOB: 0 BB: 0 P: 3	R: 1 E: 0 K: 1 S: 8	H: 1 LOB: 1 BB: 1 P: 15	R: 1 E: 0 K: 2 S: 8	H: 1 LOB: 0 BB: 0 P: 9	R: 0 E: 0 K: 3 S: 10	H: 1 LOB: 1 BB: 0 P: 11	R: 2 E: 0 K: 2 S: 8	H: 1 LOB: 0 BB: 1 P: 14	R: 5 E: 1 K: 1 S: 9	H: 3 LOB: 1 BB: 2 P: 20	R: 0 E: 0 K: 0 S: 4	H: 2 LOB: 1 BB: 0 P: 4	1B: 8 2B: 0 3B: 0 HR: 4	SF: 0 SAC: 0 DP: 1 HBP: 0	WP: 2 PB: 0 SB: 2 CS: 0	PA: 44
PITCHER	IP: 3.2 WLS: 16 BF: 16 H: 4 R: 2 ER: 2 SO: 5 BB: 1 IBB: 0 HBP: 0 BLK: 0 WP: 0 HR: 2 S: 28 P: 35 ERA: 4.91 WHIP: 1.364	IP: 1.1 WLS: 6 BF: 6 H: 1 R: 1 ER: 1 SO: 2 BB: 1 IBB: 0 HBP: 0 BLK: 0 WP: 0 HR: 1 S: 9 P: 14 ERA: 6.75 WHIP: 1.500	IP: 1.1 WLS: 7 BF: 7 H: 2 R: 2 ER: 2 SO: 4 BB: 1 IBB: 0 HBP: 0 BLK: 0 WP: 1 HR: 1 S: 14 P: 21 ERA: 13.50 WHIP: 2.250	IP: 0.2 WLS: 2 BF: 2 H: 0 R: 0 ER: 0 SO: 1 BB: 0 IBB: 0 HBP: 0 BLK: 0 WP: 0 HR: 4 S: 4 P: 4 ERA: 0.00 WHIP: 0.000	IP: 0.1 WLS: 6 BF: 3 H: 5 R: 4 ER: 4 SO: 1 BB: 2 IBB: 0 HBP: 0 BLK: 0 WP: 1 HR: 0 S: 6 P: 16 ERA: 108.00 WHIP: 15.000	IP: 1.2 WLS: 7 BF: 7 H: 2 R: 0 ER: 0 SO: 0 BB: 0 IBB: 0 HBP: 0 BLK: 0 WP: 0 HR: 0 S: 7 P: 8 ERA: 0.00 WHIP: 1.200																

AB	39
R	10
H	12
RBI	8
BB	5
SO	13
LOB	16



Batter	1	2	3	4	5	6	7	8	9	AB	R	H	RBI	BB	SO	LOB	BOTTOM			
2 Ben Revere, L (1.8) OBP: 0.343, SLG: 0.333										4	0	1	1	0	0	3	Minnesota Twins @ Philadelphia Phillies Bright House Field, Clearwater, FL Thu Mar 07 2013, 1:08 PM - 4:17 PM EST Att: 6,972 - Sunny - 68 F			
7 Michael Martinez, S (7.8) OBP: 0.222, SLG: 0.333										1	0	0	0	0	1	0				
13 Freddy Galvis, S (1.6) OBP: 0.286, SLG: 0.519										5	1	1	0	0	1	4				
26 Chase Utley, L (1.4) OBP: 0.435, SLG: 0.294										3	0	0	1	1	0	1				
74 César Hernández, S (8.4) OBP: 0.273, SLG: 0.200										1	0	0	0	0	1	1				
6 Ryan Howard, L (1.3) OBP: 0.389, SLG: 0.727										3	0	1	0	0	1	0				
24 Josh Fields, R (6.3) OBP: 0.176, SLG: 0.353										1	0	0	0	0	1	1				
10 Michael Young, R (1.5) OBP: 0.355, SLG: 0.448										3	2	2	0	0	0	1				
28 Kevin Frandsen, R (6.5) OBP: 0.375, SLG: 0.696										1	0	0	0	0	0	1				
9 Dornic Brown, L (1.7) OBP: 0.514, SLG: 0.767										4	1	2	0	0	0	0				
71 Jermaine Mitchell, L (9.7) OBP: 0.571, SLG: 1.167										0	0	0	0	0	0	0				
18 Darin Ruf, R (1.10) OBP: 0.313, SLG: 0.259										4	1	2	3	0	0	0				
15 John Mayberry Jr., R (1.9) OBP: 0.343, SLG: 0.438										3	1	2	0	1	0	2				
31 Erik Kratz, R (1.2) OBP: 0.200, SLG: 0.400										4	0	2	1	0	1	3				
Inning Stats	R: 1 E: 0 K: 1 S: 6	H: 4 LOB: 1 BB: 1 P: 13	R: 1 E: 0 K: 0 S: 6	H: 3 LOB: 2 BB: 0 P: 6	R: 0 E: 0 K: 0 S: 4	H: 1 LOB: 0 BB: 0 P: 4	R: 0 E: 0 K: 0 S: 3	H: 1 LOB: 0 BB: 0 P: 3	R: 0 E: 0 K: 0 S: 5	H: 2 LOB: 2 BB: 0 P: 5	R: 0 E: 0 K: 1 S: 4	H: 0 LOB: 1 BB: 1 P: 8	R: 0 E: 0 K: 1 S: 6	H: 1 LOB: 1 BB: 0 P: 6	R: 0 E: 0 K: 3 S: 9	H: 0 LOB: 0 BB: 0 P: 9	1B: 11 2B: 1 3B: 1 HR: 0	SF: 0 SAC: 0 DP: 2 HBP: 0	WP: 3 PB: 0 SB: 0 CS: 1	PA: 39
PITCHER	IP: 2.1 WLS: 5 BF: 5 H: 1 R: 0 ER: 0 SO: 0 BB: 0 IBB: 0 HBP: 0 BLK: 0 WP: 0 HR: 6 S: 6 P: 6 ERA: 23.14 WHIP: 3.857	IP: 1.2 WLS: 1 BF: 1 H: 0 R: 0 ER: 0 SO: 0 BB: 0 IBB: 0 HBP: 0 BLK: 0 WP: 0 HR: 6 S: 6 P: 6 ERA: 0.00 WHIP: 0.600	IP: 2.0 WLS: 3 BF: 3 H: 0 R: 0 ER: 0 SO: 0 BB: 0 IBB: 0 HBP: 0 BLK: 0 WP: 0 HR: 8 S: 8 P: 8 ERA: 0.00 WHIP: 1.500	IP: 2.0 WLS: 7 BF: 7 H: 1 R: 0 ER: 0 SO: 2 BB: 1 IBB: 0 HBP: 0 BLK: 0 WP: 0 HR: 10 S: 14 P: 14 ERA: 0.00 WHIP: 1.000	IP: 1.0 WLS: 3 BF: 3 H: 0 R: 0 ER: 0 SO: 3 BB: 0 IBB: 0 HBP: 0 BLK: 0 WP: 0 HR: 9 S: 9 P: 9 ERA: 0.00 WHIP: 0.000	IP: 1.2 WLS: 7 BF: 7 H: 2 R: 0 ER: 0 SO: 0 BB: 0 IBB: 0 HBP: 0 BLK: 0 WP: 0 HR: 0 S: 7 P: 8 ERA: 0.00 WHIP: 1.200														

AB	37
R	6
H	13
RBI	6
BB	2
SO	6
LOB	16



Batter	1	2	3	4	5	6	7	8	9	AB	R	H	RBI	BB	SO	LOB	TOP			
13 Freddy Galvis, S OBP: 0.281, SLG: 0.516										4	1	1	0	0	1	0	Philadelphia Phillies @ Tampa Bay Rays Charlotte Sports Park, Port Charlotte, FL Fri Mar 08 2013, 1:09 PM - 3:41 PM EST Att: 5,490 - Sunny - 71 F			
28 Kevin Frandsen, R OBP: 0.407, SLG: 0.808										3	1	2	1	0	0	0				
74 César Hernández, S OBP: 0.333, SLG: 0.273										1	0	1	0	0	0	0				
10 Michael Young, R OBP: 0.525, SLG: 0.469										3	0	2	1	0	1	0				
25 Yuniesky Betancourt, R OBP: 0.435, SLG: 0.429										1	0	0	0	0	0	1				
Carlos Ruiz, R OBP: 0.333, SLG: 0.467										3	0	0	0	0	1	2				
39 Steven Lerud, L OBP: 0.296, SLG: 0.167										1	0	0	0	0	0	1				
15 John Mayberry Jr., R OBP: 0.308, SLG: 0.389										4	0	0	0	0	1	1				
18 Darin Ruf, R OBP: 0.314, SLG: 0.300										3	0	1	0	0	0	0				
71 Jermaine Mitchell, L OBP: 0.500, SLG: 1.000										1	0	0	0	0	1	0				
9 Dominic Brown, L OBP: 0.525, SLG: 0.758										3	0	2	0	0	0	0				
80 Zach Collier, L										1	0	0	0	0	1	0				
24 Josh Fields, R OBP: 0.200, SLG: 0.350										3	0	1	0	0	1	3				
7 Michael Martínez, S OBP: 0.167, SLG: 0.250										3	0	0	0	0	2	1				
Inning Stats	R: 1 E: 0 K: 1 S: 7	H: 3 LOB: 1 BB: 0 P: 7	R: 0 E: 0 K: 1 S: 5	H: 1 LOB: 1 BB: 0 P: 5	R: 1 E: 0 K: 2 S: 9	H: 2 LOB: 1 BB: 0 P: 10	R: 0 E: 0 K: 1 S: 6	H: 2 LOB: 1 BB: 0 P: 6	R: 0 E: 0 K: 0 S: 3	H: 0 LOB: 0 BB: 0 P: 3	R: 0 E: 0 K: 1 S: 5	H: 1 LOB: 1 BB: 0 P: 7	R: 0 E: 0 K: 0 S: 4	H: 1 LOB: 1 BB: 0 P: 4	R: 0 E: 0 K: 2 S: 7	H: 0 LOB: 0 BB: 0 P: 7	1B: 7 2B: 4 3B: 0 HR: 1	SF: 0 SAC: 0 DP: 2 HBP: 0	WP: 0 PB: 0 SB: 1 CS: 1	PA: 34
PITCHER	IP WLS BF H R ER SO BB IBB HBP BLK WP HR S P ERA WHIP																			
14 David Price, L ERA: 2.25	4.0 W 17 8 2 2 5 0 0 0 0 0 1 27 28 4.50 2.000																			
35 Jamey Wright, R ERA: 5.75	1.0 H 3 0 0 0 0 0 0 0 0 0 0 3 3 0.00 0.000																			
43 Kyle Farnsworth, R ERA: 5.75	1.0 H 3 0 0 0 1 0 0 0 0 0 0 5 5 0.00 0.000																			
62 Joel Peralta, R ERA: 8.1	1.0 H 4 1 0 0 1 0 0 0 0 0 0 6 7 0.00 1.000																			
57 Jake McGee, L ERA: 8.1	1.0 H 4 1 0 0 0 0 0 0 0 0 0 4 4 0.00 1.000																			

Batter	1	2	3	4	5	6	7	8	9	AB	R	H	RBI	BB	SO	LOB	BOTTOM			
11 Yunel Escobar, R OBP: 0.364, SLG: 0.600										3	1	1	1	0	1	0	Philadelphia Phillies @ Tampa Bay Rays Charlotte Sports Park, Port Charlotte, FL Fri Mar 08 2013, 1:09 PM - 3:41 PM EST Att: 5,490 - Sunny - 71 F			
7 Mike Fontenot, L OBP: 0.400, SLG: 0.300										2	1	0	0	1	1	0				
2 Kelly Johnson, L OBP: 0.286, SLG: 0.263										1	0	0	0	0	0	1				
64 Shelley Duncan, R OBP: 0.190, SLG: 0.300										3	0	1	2	0	1	0				
3 Evan Longoria, R OBP: 0.471, SLG: 0.583										1	0	0	0	0	0	0				
87 Cole Figueroa, L OBP: 0.438, SLG: 0.600										1	0	0	0	0	0	0				
20 Matt Joyce, L OBP: 0.478, SLG: 0.500										3	0	0	0	0	1	1				
66 Jason Bourgeois, R OBP: 0.450, SLG: 0.375										1	0	1	0	0	0	0				
21 James Loney, L OBP: 0.261, SLG: 0.273										3	0	0	0	0	0	0				
10 Brandon Guyer, R OBP: 0.364, SLG: 0.400										1	0	0	0	0	0	1				
86 Leslie Anderson, L OBP: 0.444, SLG: 0.692										3	0	1	0	0	1	0				
38 Robinson Chirinos, R										1	0	0	0	0	0	1				
16 Chris Gimenez, R OBP: 0.524, SLG: 0.789										3	1	2	0	0	0	1				
68 Shawn O'Malley, S OBP: 0.250, SLG: 0.250										0	0	0	0	0	0	0				
26 Stephen Vogt, L OBP: 0.333, SLG: 0.444										2	0	1	0	0	0	1				
15 Jack Cust, L OBP: 0.353, SLG: 0.286										0	0	0	0	1	0	0				
24 Rich Thompson, L OBP: 0.273, SLG: 0.273										3	0	0	0	0	0	4				
Inning Stats	R: 0 E: 0 K: 1 S: 5	H: 0 LOB: 0 BB: 0 P: 5	R: 0 E: 0 K: 2 S: 7	H: 0 LOB: 0 BB: 0 P: 7	R: 3 E: 0 K: 0 S: 6	H: 3 LOB: 1 BB: 1 P: 10	R: 0 E: 0 K: 0 S: 5	H: 2 LOB: 2 BB: 0 P: 5	R: 0 E: 0 K: 2 S: 7	H: 0 LOB: 0 BB: 0 P: 7	R: 0 E: 0 K: 0 S: 4	H: 1 LOB: 1 BB: 0 P: 4	R: 0 E: 0 K: 1 S: 5	H: 0 LOB: 1 BB: 1 P: 10	R: 0 E: 0 K: 0 S: 4	H: 1 LOB: 1 BB: 0 P: 5	1B: 5 2B: 2 3B: 0 HR: 0	SF: 0 SAC: 0 DP: 0 HBP: 0	WP: 1 PB: 0 SB: 1 CS: 0	PA: 33
PITCHER	IP WLS BF H R ER SO BB IBB HBP BLK WP HR S P ERA WHIP																			
38 Kyle Kendrick, R ERA: 9.0	4.0 L 18 5 3 3 3 1 0 0 0 0 0 0 23 27 6.75 1.500																			
40 Michael Stutes, R ERA: 9.75	1.0 3 0 0 0 2 0 0 0 0 0 0 7 7 0.00 0.000																			
37 Mike Adams, R ERA: 9.75	1.0 4 1 0 0 0 0 0 0 0 0 0 4 4 0.00 1.000																			
29 Aaron Cook, R ERA: 3.38	2.0 8 1 0 0 1 1 0 0 0 0 1 0 9 15 0.00 1.000																			

AB	34
R	2
H	10
RBI	2
BB	0
SO	9
LOB	9



AB	31
R	3
H	7
RBI	3
BB	2
SO	6
LOB	11

Batter	1	2	3	4	5	6	7	8	9	AB	R	H	RBI	BB	SO	LOB	TOP																			
8 Desmond Jennings, R OBP: 0.571, SLG: 0.467 24 Rich Thompson, L OBP: 0.296, SLG: 0.296	G6-3		E7 1 HR		F9		SH1-4	P6		2	1	1	1	0	0	0																				
1 Sean Rodriguez, R OBP: 0.125, SLG: 0.435 86 Leslie Anderson, L OBP: 0.433, SLG: 0.655	F9		1-1 2H HR		K		E3 38 BB	G4-3		3	1	1	2	0	1	0																				
19 Ryan Roberts, R OBP: 0.319, SLG: 0.700 38 Robinson Chirinos, R OBP: 0.500, SLG: 0.429 63 Craig Albernaz, R (9.2)	G1-3		L6				64 2B 59 SF9-6-4	36 1B		3	1	1	0	0	0	0																				
64 Shelley Duncan, R OBP: 0.222, SLG: 0.462	G6-3		K				64 2B	36 1B		2	1	2	2	1	0	0																				
60 Wil Myers, R OBP: 0.333, SLG: 0.458 26 Stephen Vogt, L OBP: 0.300, SLG: 0.400	G4-3				59 G6-3		64 2B	36 1B		6	1	2	2	0	3	4																				
10 Brandon Guyer, R OBP: 0.357, SLG: 0.333 36 Hak-Ju Lee, L OBP: 0.375, SLG: 0.231	F9				K		59 G6-3	36 1B		2	0	0	0	1	1	1																				
59 Jose Lobaton, S OBP: 0.250, SLG: 0.250 69 Nick Weglarz, L (6.3)			68 1B		G6-3		59 G6-3	36 1B		2	1	1	1	0	0	1																				
7 Mike Fontenot, L OBP: 0.393, SLG: 0.304 87 Cole Figueroa, L OBP: 0.444, SLG: 0.588	F7		8 1B		K		59 G6-3	36 1B		1	0	0	0	1	0	2																				
68 Shawn O'Malley, S OBP: 0.385, SLG: 0.333 (6.5)			8 1B		F8		59 G6-3	36 1B		3	1	1	0	0	1	2																				
Inning Stats	R: 0 E: 0 K: 0 S: 3	H: 0 LOB: 0 BB: 0 P: 4	R: 0 E: 0 K: 0 S: 3	H: 0 LOB: 0 BB: 0 P: 3	R: 4 E: 1 K: 1 S: 10	H: 4 LOB: 0 BB: 0 P: 11	R: 0 E: 0 K: 2 S: 8	H: 1 LOB: 1 BB: 0 P: 8	R: 0 E: 0 K: 1 S: 5	H: 0 LOB: 0 BB: 0 P: 5	R: 1 E: 0 K: 1 S: 6	H: 2 LOB: 1 BB: 1 P: 10	R: 4 E: 1 K: 1 S: 9	H: 3 LOB: 2 BB: 1 P: 14	R: 6 E: 1 K: 0 S: 11	H: 5 LOB: 2 BB: 2 P: 22	R: 0 E: 0 K: 1 S: 6	H: 1 LOB: 1 BB: 0 P: 6	1B: 11 2B: 4 3B: 0 HR: 2	SF: 1 SAC: 1 DP: 1 HBP: 1	WP: 0 PB: 0 SB: 0 CS: 0	PA: 49														
PITCHER	IP	WLS	BF	H	R	ER	SO	BB	IBB	HBP	BLK	WP	HR	S	P	ERA	WHIP	PITCHER	IP	WLS	BF	H	R	ER	SO	BB	IBB	HBP	BLK	WP	HR	S	P	ERA	WHIP	
27 John Lannan, L ERA: 5.0	(1.1)	4.0	L	17	5	4	4	3	0	0	0	0	1	24	26	9.00	1.250	53 B.J. Rosenberg, R ERA: 24.3	(8.1)	0.1	6	4	5	4	0	0	0	0	0	0	1	8	11	108.00	12.000	
58 Jonathan Papelbon, R ERA: 27.0	(5.1)	1.0	3	0	0	0	1	0	0	0	0	0	0	5	5	0.00	0.000	75 Kyle Simon, R ERA: 6.0	(8.1)	0.2	5	1	1	1	0	2	0	0	0	0	0	3	11	13.50	4.500	
45 Chad Durbin, R ERA: 9.0	(6.1)	1.0	5	2	1	1	1	1	0	0	0	0	0	6	10	9.00	3.000	63 Jake Diekman, L ERA: 3.0	(9.1)	1.0	4	1	0	0	1	0	0	0	0	0	6	6	0.00	1.000		
59 Antonio Bastardo, L ERA: 3.86	(7.1)	0.2	8	3	4	1	1	1	0	1	0	0	0	8	13	13.50	6.000																			
66 JC Ramirez, R ERA: 10.13	(7.1)	0.1	1	0	0	0	0	0	0	0	0	0	0	1	1	0.00	0.000																			

Tampa Bay Rays @ Philadelphia Phillies
Bright House Field, Clearwater, FL
Sat Mar 09 2013, 1:08 PM - 4:33 PM EST
Att: 11,022 - Partly Cloudy - 72 F

AB	42
R	15
H	16
RBI	13
BB	4
SO	7
LOB	19



Batter	1	2	3	4	5	6	7	8	9	AB	R	H	RBI	BB	SO	LOB	BOTTOM																		
2 Ben Revere, L OBP: 0.385, SLG: 0.405 43 Ender Inciarte, L OBP: 0.538, SLG: 0.333	SH1-3 26 FC4-2		13 FC4-6		B3		F8			4	0	3	1	0	0	0																			
13 Freddy Galvis, S OBP: 0.278, SLG: 0.514	SH1-3		FC4-6		K					4	0	1	0	0	1	4																			
26 Chase Utley, L OBP: 0.370, SLG: 0.238 7 Michael Martinez, S OBP: 0.154, SLG: 0.231	FC4-2		K		G3		E3 9 1B			4	1	0	0	0	1	4																			
6 Ryan Howard, L OBP: 0.385, SLG: 0.778 15 John Mayberry Jr., R OBP: 0.293, SLG: 0.368	K2-3				HR		G3-1			3	1	1	1	0	1	1																			
9 Domic Brown, L OBP: 0.523, SLG: 0.730 71 Jermaine Mitchell, L OBP: 0.444, SLG: 0.975	G4-3				F8		19 1B			4	2	2	0	0	0	0																			
19 Lance Nix, L OBP: 0.240, SLG: 0.174	G4-3				G6-3		12 1B			5	2	2	1	0	1	0																			
72 Cody Asche, L OBP: 0.436, SLG: 0.500	K						12 1B			4	1	2	0	1	1	0																			
25 Yuniesky Betancourt, R OBP: 0.370, SLG: 0.375	G5-3				P3		SF9			3	0	0	1	0	0	4																			
12 Humberto Quintero, R OBP: 0.333, SLG: 0.300	K				G3		12 1B			4	0	3	3	0	0	0																			
Inning Stats	R: 0 E: 0 K: 1 S: 6	H: 1 LOB: 1 BB: 0 P: 6	R: 0 E: 0 K: 1 S: 5	H: 0 LOB: 0 BB: 0 P: 5	R: 0 E: 0 K: 1 S: 7	H: 2 LOB: 0 BB: 0 P: 7	R: 1 E: 0 K: 0 S: 6	H: 2 LOB: 1 BB: 0 P: 6	R: 0 E: 0 K: 0 S: 4	H: 1 LOB: 1 BB: 0 P: 4	R: 3 E: 0 K: 1 S: 9	H: 4 LOB: 2 BB: 1 P: 13	R: 3 E: 1 K: 0 S: 8	H: 4 LOB: 2 BB: 0 P: 8	R: 0 E: 0 K: 0 S: 3	H: 0 LOB: 0 BB: 0 P: 3	R: 0 E: 0 K: 1 S: 5	H: 0 LOB: 0 BB: 0 P: 5	1B: 10 2B: 3 3B: 0 HR: 1	SF: 1 SAC: 1 DP: 0 HBP: 0	WP: 0 PB: 0 SB: 0 CS: 0	PA: 43													
PITCHER	IP	WLS	BF	H	R	ER	SO	BB	IBB	HBP	BLK	WP	HR	S	P	ERA	WHIP	PITCHER	IP	WLS	BF	H	R	ER	SO	BB	IBB	HBP	BLK	WP	HR	S	P	ERA	WHIP
34 Jeff Niemann, R ERA: 2.16	(1.1)	3.2	W	15	4	1	1	3	0	0	0	0	0	2	2	0.00	3.000	75 Kirby Yates, R ERA: 2.16	(9.1)	1.0	3	0	0	0	1	0	0	0	0	5	5	0.00	0.000		
49 Dane De La Rosa, R ERA: 2.16	(4.1)	0.1	2	1	0	0	0	0	0	0	0	0	0	2	2	0.00	3.000																		
58 Jeremy Hellickson, R ERA: 5.4	(5.1)	2.0	H	12	5	3	3	1	1	0	0	0	0	13	17	13.50	3.000																		
37 Alex Colomé, R ERA: 9.64	(7.1)	1.0	8	4	3	0	0	0	0	0	0	0	0	8	8	0.00	4.000																		
51 Felipe Vázquez, L ERA: 4.15	(8.1)	1.0	3	0	0	0	0	0	0	0	0	0	0	3	3	0.00	0.000																		

Tampa Bay Rays @ Philadelphia Phillies
Bright House Field, Clearwater, FL
Sat Mar 09 2013, 1:08 PM - 4:33 PM EST
Att: 11,022 - Partly Cloudy - 72 F

AB	40
R	7
H	14
RBI	7
BB	1
SO	5
LOB	16



Batter	1	2	3	4	5	6	7	8	9	AB	R	H	RBI	BB	SO	LOB	TOP					
2 Ben Revere, L (1.8) 15 John Mayberry Jr., R (6. PH) OBP: 0.357, SLG: 0.375 OBP: 0.279, SLG: 0.350	G4-3		F8		G1-3	G5-3		G6-3		3	0	0	0	0	0	1						
28 Kevin Frandsen, R (1.10) OBP: 0.375, SLG: 0.742	G4-3		F7				F8	F7		5	0	1	1	0	0	1						
26 Chase Utley, L (1.4) 74 César Hernández, S (5.4) OBP: 0.357, SLG: 0.250	F9		G4-3		G4-3					3	0	0	0	0	0	1						
6 Ryan Howard, L (1.3) 24 Josh Fields, R (6.3) OBP: 0.357, SLG: 0.718 OBP: 0.227, SLG: 0.333		K		G5-3		K				3	0	0	0	0	2	0						
10 Michael Young, R (1.5) 25 Yunesky Betancourt, R (6.5) OBP: 0.405, SLG: 0.514 OBP: 0.370, SLG: 0.450										3	1	2	0	0	1	0						
19 Laynce Nix, L (1.9) 43 Ender Inciarte, L (6.9) OBP: 0.286, SLG: 0.346 OBP: 0.467, SLG: 0.273										3	1	2	1	0	0	1						
18 Darin Ruf, R (1.7) 71 Jermaine Mitchell, L (6. PR) OBP: 0.291, SLG: 0.291 OBP: 0.500, SLG: 0.889										2	0	0	0	0	1	2						
31 Erik Kratz, R (1.2) OBP: 0.263, SLG: 0.500										3	1	1	2	1	0	1						
13 Freddy Galvis, S (1.6) OBP: 0.325, SLG: 0.564										4	1	3	2	0	0	3						
Inning Stats	R: 0 E: 0 K: 0 S: 4	H: 0 LOB: 0 BB: 0 P: 4	R: 0 E: 0 K: 2 S: 9	H: 2 LOB: 3 BB: 1 P: 13	R: 0 E: 0 K: 0 S: 3	H: 0 LOB: 0 BB: 0 P: 3	R: 1 E: 0 K: 1 S: 6	H: 1 LOB: 0 BB: 0 P: 6	R: 1 E: 0 K: 0 S: 5	H: 2 LOB: 1 BB: 0 P: 5	R: 3 E: 0 K: 1 S: 8	H: 3 LOB: 1 BB: 0 P: 9	R: 1 E: 0 K: 0 S: 3	H: 0 LOB: 1 BB: 1 P: 10	R: 1 E: 0 K: 0 S: 5	H: 2 LOB: 1 BB: 0 P: 5	R: 0 E: 0 K: 2 S: 8	H: 1 LOB: 1 BB: 0 P: 8	1B: 6 2B: 3 3B: 1 HR: 1	SF: 1 SAC: 0 DP: 0 HBP: 2	WP: 1 PB: 1 SB: 1 CS: 0	PA: 42
PITCHER	IP WLS BF H R ER SO BB IBB HBP BLK WP HR S P ERA WHIP																					
43 Brad Peacock, R (1.1) ERA: 6.75	3.0		12	2	0	0	2	1	0	0	0	0	0	0	0	16	20	0.00	1.000			
52 Sergio Escalona, L (4.1) ERA: 4.5	1.0	B	4	1	1	1	1	0	0	0	0	0	0	0	1	6	6	9.00	1.000			
50 Josh Fields, R (5.1) ERA: 2.08	1.0	L	5	2	1	1	0	0	0	0	0	0	0	0	5	5	9.00	2.000				
48 Jarred Cosart, R (6.1) ERA: 8.22	1.2		11	3	4	4	1	1	0	2	0	1	0	10	18	21.60	2.400					
62 Hector Ambriz, R (7.1) ERA: 3.86	0.1		1	0	0	0	0	0	0	0	0	0	0	1	1	0.00	0.000					

Philadelphia Phillies @ Houston Astros
Osceola County Stadium, Kissimmee, FL
Sun Mar 10 2013, 1:06 PM - 4:03 PM EDT
Att: 5,013 - Partly Cloudy - 73 F

AB	37
R	7
H	11
RBI	7
BB	2
SO	6
LOB	14



Batter	1	2	3	4	5	6	7	8	9	AB	R	H	RBI	BB	SO	LOB	BOTTOM			
23 Tyler Greene, R (1.6) 76 Jonathan Villar, S (7.6) OBP: 0.313, SLG: 0.200 OBP: 0.250, SLG: 0.200			F9							3	1	1	0	0	1	0				
27 Jose Altuve, R (1.4) 9 Marwin Gonzalez, S (7.4) OBP: 0.357, SLG: 0.423 OBP: 0.407, SLG: 0.375										3	0	0	0	0	0	1				
23 Chris Carter, R (1.7) 78 Robbie Grossman, S (6.8) OBP: 0.250, SLG: 0.345 OBP: 0.476, SLG: 0.529										3	0	0	1	0	2	0				
44 Justin Maxwell, R (1.8) 8 Trevor Crowe, S (8.7) OBP: 0.185, SLG: 0.346 OBP: 0.297, SLG: 0.571										3	0	0	0	0	0	0				
14 J.D. Martinez, R (1.9) 38 Jimmy Paredes, S (6.9) OBP: 0.345, SLG: 0.481 OBP: 0.167, SLG: 0.143										2	0	0	0	0	0	0				
56 Nate Freiman, R (1.10) 21 Fernando Martinez, L (7. PH) OBP: 0.269, SLG: 0.346 OBP: 0.429, SLG: 0.632										2	0	0	0	0	0	0				
4 Brandon Laird, R (1.3) 29 Brett Wallace, L (6.3) 6 Jason Jaramillo, S (9.3) OBP: 0.500, SLG: 1.667 OBP: 0.385, SLG: 0.565 OBP: 0.600, SLG: 0.500										1	0	0	0	1	0	0				
22 Carlos Corporán, S (1.2) 70 Carlos Pérez, R (6.2) OBP: 0.412, SLG: 0.500 OBP: 0.200, SLG: 0.200										2	0	0	0	0	0	1				
73 Jose Martinez, R (1.5) OBP: 0.412, SLG: 0.625										3	0	0	0	0	1	0				
Inning Stats	R: 1 E: 0 K: 0 S: 4	H: 1 LOB: 0 BB: 0 P: 4	R: 0 E: 0 K: 0 S: 3	H: 0 LOB: 0 BB: 0 P: 3	R: 0 E: 0 K: 1 S: 5	H: 0 LOB: 0 BB: 0 P: 5	R: 0 E: 0 K: 0 S: 3	H: 0 LOB: 0 BB: 1 P: 7	R: 0 E: 0 K: 1 S: 5	H: 0 LOB: 0 BB: 0 P: 5	R: 0 E: 0 K: 2 S: 7	H: 0 LOB: 1 BB: 1 P: 11	R: 0 E: 0 K: 2 S: 7	H: 0 LOB: 0 BB: 0 P: 7	R: 0 E: 0 K: 1 S: 5	H: 0 LOB: 0 BB: 0 P: 5	1B: 0 2B: 1 3B: 0 HR: 0	SF: 0 SAC: 0 DP: 0 HBP: 0	WP: 0 PB: 0 SB: 0 CS: 0	PA: 30
PITCHER	IP WLS BF H R ER SO BB IBB HBP BLK WP HR S P ERA WHIP																			
35 Cole Hamels, L (1.1) ERA: 0.9	5.0	W	17	1	1	1	1	1	0	0	0	0	0	0	18	22	1.80	0.400		
50 Tyler Clouty, R (6.1) ERA: 10.8	1.0		3	0	0	0	1	0	0	0	0	0	0	5	5	0.00	0.000			
60 Zach Miner, R (7.1) ERA: 10.8	1.0		4	0	0	0	2	1	0	0	0	0	0	7	11	0.00	1.000			
47 Jeremy Horst, L (8.1) ERA: 12.0	1.0		3	0	0	0	2	0	0	0	0	0	0	7	7	0.00	0.000			
79 Justin De Fratus, R (9.1) ERA: 7.5	1.0		3	0	0	0	1	0	0	0	0	0	0	5	5	0.00	0.000			

Philadelphia Phillies @ Houston Astros
Osceola County Stadium, Kissimmee, FL
Sun Mar 10 2013, 1:06 PM - 4:03 PM EDT
Att: 5,013 - Partly Cloudy - 73 F

AB	28
R	1
H	1
RBI	1
BB	2
SO	7
LOB	3



Batter	1	2	3	4	5	6	7	8	9	AB	R	H	RBI	BB	SO	LOB	TOP										
52 Quintin Berry, L (1,8) OBP: 0.250, SLG: 0.182		G1	G4-3		K		G4-3			4	1	0	0	1	1	3	Detroit Tigers @ Philadelphia Phillies Bright House Field, Clearwater, FL Tue Mar 12 2013, 1:09 PM - 4:12 PM EDT Alt. 8,851 - Overcast - 62 F										
26 Brennan Boesch, L (1,7) OBP: 0.278, SLG: 0.250	K			G3-1				K		4	1	1	0	1	2	1											
12 Andy Dirks, L (1,9) OBP: 0.355, SLG: 0.483										3	0	1	1	0	1	4											
46 Jeff Kobarnus, R (6,7)							P3		F9	1	0	0	0	0	0	0											
41 Victor Martinez, S (1,3) OBP: 0.286, SLG: 0.290										3	1	0	0	1	1	3											
29 Danny Worth, R (6,5) OBP: 0.493, SLG: 0.565	G5-4-3				P3				F9	1	0	0	0	0	0	0											
13 Alex Avila, L (1,2) OBP: 0.421, SLG: 0.393										4	2	3	1	0	1	1											
65 Brad Davis, R (8,2)										1	0	0	0	0	1	0											
27 Jhonny Peralta, R (1,6) OBP: 0.206, SLG: 0.212										4	1	1	0	0	0	4											
70 Argenis Diaz, R (6,6) OBP: 0.375, SLG: 0.333										1	0	0	0	0	1	0											
32 Don Kelly, L (1,5) OBP: 0.414, SLG: 0.720										3	2	2	2	0	0	1											
79 Nick Castellanos, R (9,PH) OBP: 0.520, SLG: 0.600										1	0	0	0	0	0	0											
67 Kevin Russo, R (9,5) OBP: 0.308, SLG: 0.560										0	0	0	0	0	0	0											
39 Ramon Santiago, S (1,4) OBP: 0.600, SLG: 0.833										4	1	2	4	0	1	2											
55 Brayan Peña, S (1,10) OBP: 0.280, SLG: 0.565										3	1	1	2	1	1	1											
Inning Stats	R: 1 E: 0 K: 1 S: 5	H: 1 LOB: 0 BB: 1 P: 10	R: 2 E: 0 K: 1 S: 9	H: 3 LOB: 3 BB: 2 P: 18	R: 4 E: 0 K: 0 S: 5	H: 2 LOB: 0 BB: 1 P: 10	R: 0 E: 0 K: 1 S: 6	H: 0 LOB: 1 BB: 0 P: 8	R: 2 E: 0 K: 2 S: 10	H: 2 LOB: 0 BB: 0 P: 13	R: 1 E: 0 K: 1 S: 7	H: 2 LOB: 1 BB: 0 P: 7	R: 0 E: 0 K: 1 S: 6	H: 1 LOB: 1 BB: 0 P: 6	R: 0 E: 0 K: 1 S: 5	H: 0 LOB: 0 BB: 0 P: 5	R: 0 E: 0 K: 2 S: 7	H: 0 LOB: 0 BB: 0 P: 7	1B: 5 2B: 3 3B: 0 HR: 3	SF: 0 SAC: 0 DP: 1 HBP: 2	WP: 1 PB: 0 SB: 2 CS: 0	PA: 43					
PITCHER	IP	WLS	BF	H	R	ER	SO	BB	IBB	HBP	BLK	WP	HR	S	P	ERA	WHIP										
34 Roy Halladay, R (1,1) ERA: 7.36	2.2	L	18	6	7	7	2	4	0	1	0	1	2	18	37	23.62	3.750										
47 Jeremy Horst, L (3,1) ERA: 9.52	1.1		5	0	0	0	1	0	0	1	0	0	0	7	9	0.00	0.000										
63 Jake Diekman, L (5,1) ERA: 5.63	2.0		10	4	3	3	3	0	0	0	0	0	1	17	20	13.50	2.000										
46 Raul Valdes, L (7,1) ERA: 5.23	3.0		10	1	0	0	4	0	0	0	0	0	0	18	18	0.00	0.333										

Batter	1	2	3	4	5	6	7	8	9	AB	R	H	RBI	BB	SO	LOB	BOTTOM										
2 Ben Revere, L (1,8) OBP: 0.400, SLG: 0.465										3	3	3	0	0	0	0	Detroit Tigers @ Philadelphia Phillies Bright House Field, Clearwater, FL Tue Mar 12 2013, 1:09 PM - 4:12 PM EDT Alt. 8,851 - Overcast - 62 F										
43 Ender Inciarte, L (6,9)										2	0	1	0	0	0	0											
28 Kevin Frandsen, R (1,4) OBP: 0.382, SLG: 0.727										2	0	1	1	0	0	1											
74 César Hernández, S (6,4) OBP: 0.375, SLG: 0.286										2	0	1	1	0	0	1											
26 Chase Utley, L (1,10) OBP: 0.343, SLG: 0.321										4	1	1	3	1	0	2											
6 Ryan Howard, L (1,3) OBP: 0.356, SLG: 0.714										3	0	1	0	0	0	2											
19 Laynce Nix, L (8,3) OBP: 0.310, SLG: 0.370										1	0	1	0	0	0	0											
10 Michael Young, R (1,5) OBP: 0.366, SLG: 0.462										4	0	0	0	0	1	4											
4 Pete Orr, L (9,5) OBP: 0.222, SLG: 0.556										0	0	0	0	0	0	0											
9 Dornic Brown, L (1,7) OBP: 0.469, SLG: 0.675										3	0	0	0	0	1	0											
71 Jermaine Mitchell, L (7,7) OBP: 0.545, SLG: 1.000										1	0	1	0	0	0	0											
15 John Mayberry Jr., R (1,9) OBP: 0.299, SLG: 0.349										3	0	1	0	1	0	1											
31 Erik Kratz, R (1,2) OBP: 0.227, SLG: 0.429										3	0	0	0	0	1	1											
39 Steven Lerud, L (7,2) OBP: 0.250, SLG: 0.143										1	0	0	0	0	0	0											
25 Yuniesky Betancourt, R (1,6) OBP: 0.384, SLG: 0.414										4	2	2	0	0	0	0											
Inning Stats	R: 1 E: 0 K: 0 S: 4	H: 1 LOB: 0 BB: 0 P: 4	R: 0 E: 0 K: 0 S: 3	H: 1 LOB: 0 BB: 0 P: 3	R: 2 E: 1 K: 1 S: 8	H: 3 LOB: 2 BB: 1 P: 12	R: 0 E: 0 K: 0 S: 3	H: 0 LOB: 0 BB: 0 P: 3	R: 2 E: 0 K: 1 S: 9	H: 3 LOB: 1 BB: 0 P: 10	R: 0 E: 0 K: 1 S: 4	H: 0 LOB: 0 BB: 1 P: 8	R: 0 E: 0 K: 0 S: 4	H: 1 LOB: 1 BB: 0 P: 4	R: 0 E: 0 K: 0 S: 4	H: 2 LOB: 1 BB: 0 P: 4	R: 1 E: 0 K: 0 S: 5	H: 2 LOB: 1 BB: 0 P: 6	1B: 8 2B: 4 3B: 0 HR: 1	SF: 0 SAC: 1 DP: 2 HBP: 0	WP: 1 PB: 0 SB: 0 CS: 0	PA: 39					
PITCHER	IP	WLS	BF	H	R	ER	SO	BB	IBB	HBP	BLK	WP	HR	S	P	ERA	WHIP										
33 Drew Smyly, L (1,1) ERA: 1.46	1.2		8	3	2	2	1	0	0	0	0	0	1	11	12	10.80	1.800										
49 Luis Marte, R (4,1) ERA: 3.38	1.0		3	0	0	0	1	1	0	0	0	0	0	4	8	0.00	1.000										
53 Joaquin Benoit, R (6,1) ERA: 2.57	1.0		4	1	0	0	0	0	0	0	0	0	0	4	4	0.00	1.000										
62 AJ Alburquerque, R (7,1) ERA: 1.29	1.0		4	2	0	0	0	0	0	0	0	0	0	4	4	0.00	2.000										
36 Luke Putkonen, R (8,1) ERA: 6.23	1.0		4	2	0	0	0	0	0	0	0	0	0	4	4	0.00	2.000										
PITCHER	IP	WLS	BF	H	R	ER	SO	BB	IBB	HBP	BLK	WP	HR	S	P	ERA	WHIP										
38 Darin Downs, L (9,1) ERA: 1.13	1.0		5	2	1	1	0	0	0	0	0	0	0	5	6	9.00	2.000										

Batter	1	2	3	4	5	6	7	8	9	AB	R	H	RBI	BB	SO	LOB	TOP					
2 Ben Revere, L (1, 8) OBP: 0.367, SLG: 0.426 4 Pete Orr, L (6, 8) OBP: 0.200, SLG: 0.500			G5-3	FC6-4 28 S		G5-3		P4		4	0	0	0	0	1	3						
28 Kevin Frandsen, R (1, 10) OBP: 0.359, SLG: 0.649	G4-3		15 1B 9 1B HBP	K		G4-3		K		4	1	0	0	0	2	2						
26 Chase Utley, L (1, 4) OBP: 0.342, SLG: 0.300 74 César Hernández, S (6, 4) OBP: 0.389, SLG: 0.375	15 1B BB		K			G5-3		G4-3 19 2B		2	0	0	0	1	1	1						
15 John Mayberry Jr., R (1, 3) OBP: 0.320, SLG: 0.370 19 Laynce Nix, L (6, 3) OBP: 0.290, SLG: 0.345			9 1B 1B			G5-3		G4-3 2-3		3	0	2	0	0	0	0						
9 Domic Brown, L (1, 9) OBP: 0.480, SLG: 0.651 71 Jermaine Mitchell, L (6, 9) OBP: 0.563, SLG: 1.000	F8		1-2 3-H 1B			G3		43 S BB		3	0	1	1	0	0	2						
18 Darin Ruf, R (1, 7) OBP: 0.317, SLG: 0.371 43 Ender Inciarte, L (6, 7) OBP: 0.444, SLG: 0.286		K	G5-3			HR		K		3	1	1	1	0	1	2						
24 Josh Fields, R (1, 5) OBP: 0.269, SLG: 0.333		G3		4-0 FC6-4 2 BB 13 BB BB		1B		K		3	0	1	0	1	1	0						
13 Freddy Galvis, S (1, 6) OBP: 0.341, SLG: 0.548			12 FC4 1B			2 FC4 BB		G6-3		3	0	1	0	1	1	1						
12 Humberto Quintero, R (1, 2) OBP: 0.313, SLG: 0.231	FC4			K		F8		BB		3	0	0	0	1	1	4						
Inning Stats	R: 0 E: 0 K: 1 S: 6	H: 1 LOB: 2 BB: 1 P: 10	R: 0 E: 0 K: 1 S: 6	H: 1 LOB: 1 BB: 0 P: 6	R: 1 E: 0 K: 1 S: 7	H: 2 LOB: 2 BB: 0 P: 8	R: 0 E: 0 K: 2 S: 7	H: 0 LOB: 0 BB: 2 P: 16	R: 0 E: 0 K: 0 S: 3	H: 0 LOB: 0 BB: 0 P: 3	R: 1 E: 0 K: 1 S: 9	H: 2 LOB: 1 BB: 0 P: 9	R: 0 E: 0 K: 1 S: 6	H: 1 LOB: 2 BB: 1 P: 11	R: 0 E: 0 K: 1 S: 5	H: 0 LOB: 1 BB: 1 P: 9	R: 0 E: 0 K: 2 S: 7	H: 0 LOB: 0 BB: 0 P: 7	1B: 5 2B: 1 3B: 0 HR: 1	SF: 0 SAC: 0 DP: 0 HBP: 1	WP: 0 PB: 0 CS: 0	PA: 40
PITCHER	IP WLS BF H R ER SO BB IBB HBP BLK WP HR S P ERA WHIP																					
46 Andy Pettitte, L (1, 1) ERA: 3.0	3.0 W 17 4 1 1 3 3 0 1 0 0 0 19 32 3.00 2.333																					
38 Cody Eppley, R (4, 1) ERA: 7.2	1.0 H 3 0 0 0 2 0 0 0 0 0 0 7 8 0.00 0.000																					
42 Mariano Rivera, R (5, 1) ERA: 6.0	1.0 3 0 0 0 0 0 0 0 0 0 0 3 3 0.00 0.000																					
34 David Aardsma, R (6, 1) ERA: 2.7	1.0 5 2 1 1 1 0 0 0 0 0 1 9 9 9.00 2.000																					
43 Jim Miller, R (7, 1) ERA: 2.57	2.0 9 1 0 0 2 2 0 0 0 0 0 0 11 20 0.00 1.500																					
PITCHER	IP WLS BF H R ER SO BB IBB HBP BLK WP HR S P ERA WHIP																					
27 Shawn Kelley, R (9, 1) ERA:	1.0 3 0 0 0 2 0 0 0 0 0 0 7 7 0.00 0.000																					

Philadelphia Phillies @ New York Yankees
George M. Steinbrenner Field, Tampa, FL
Wed Mar 13 2013, 7:07 PM - 9:49 PM EDT
Att: 10,970 - Clear - 67 F

AB 34
R 2
H 7
RBI 2
BB 5
SO 10
LOB 19

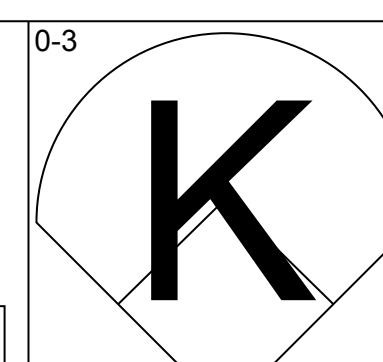
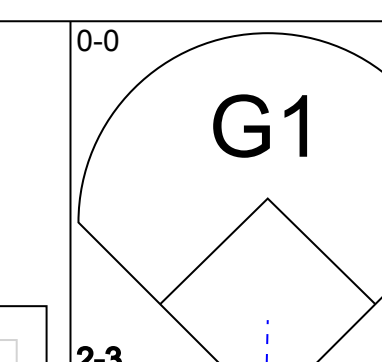
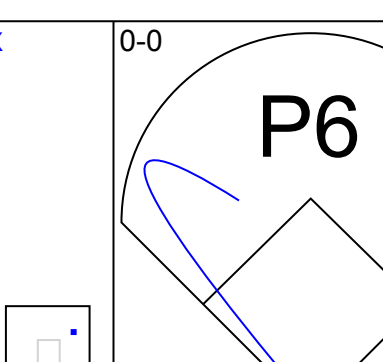
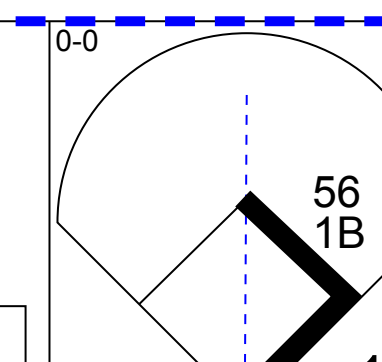
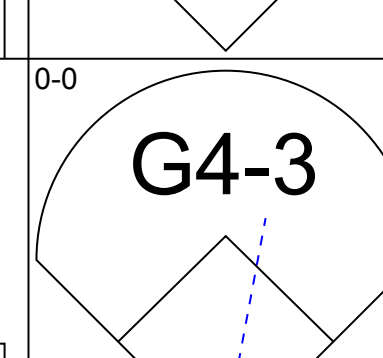
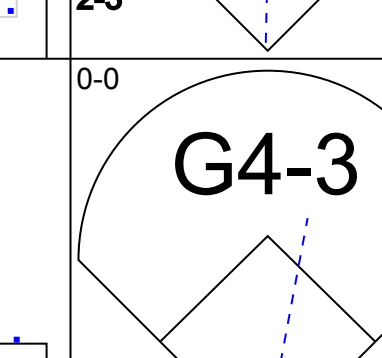
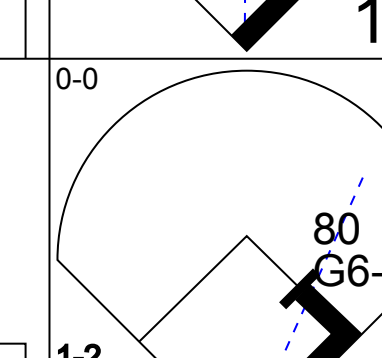
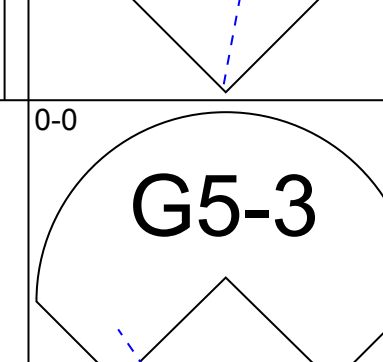
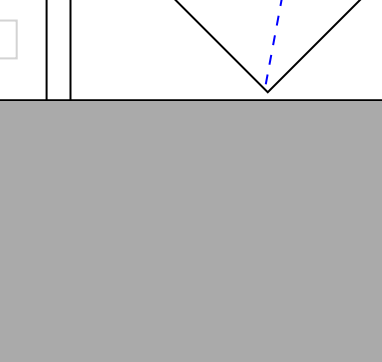
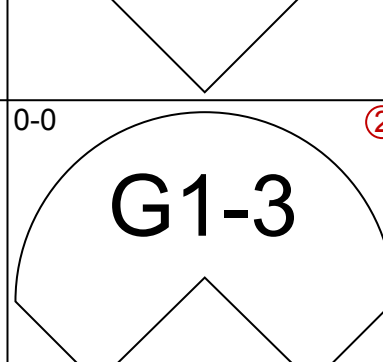
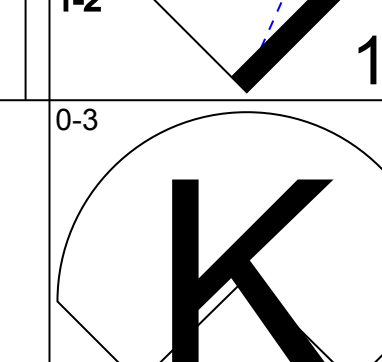
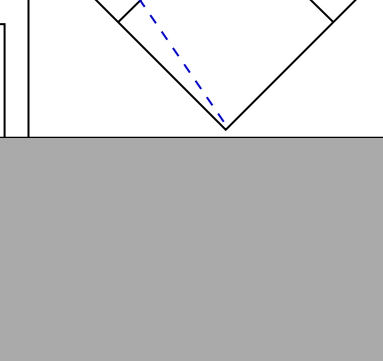

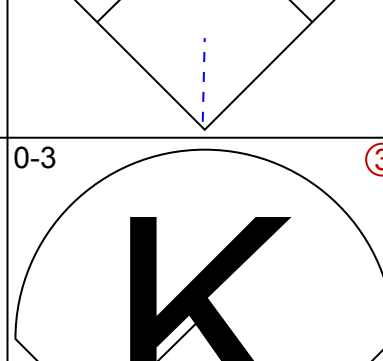
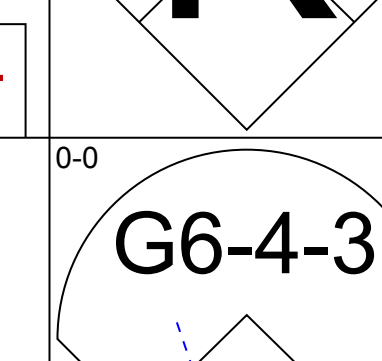

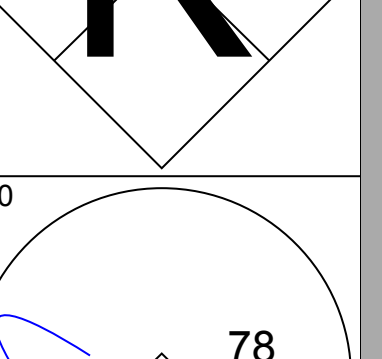
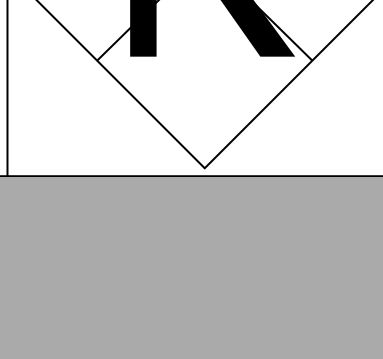
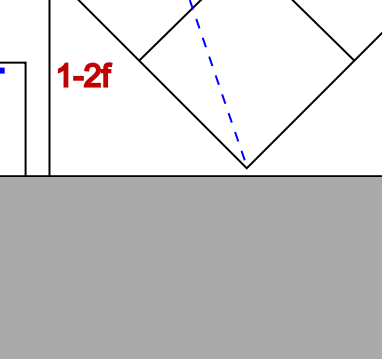

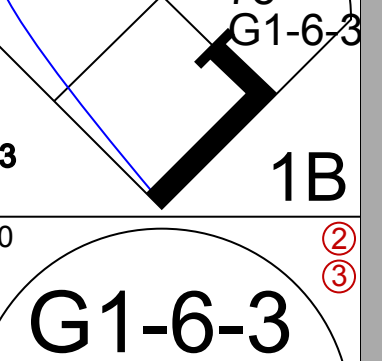


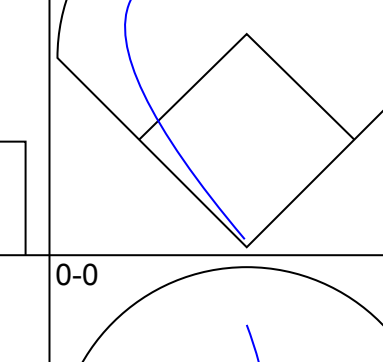
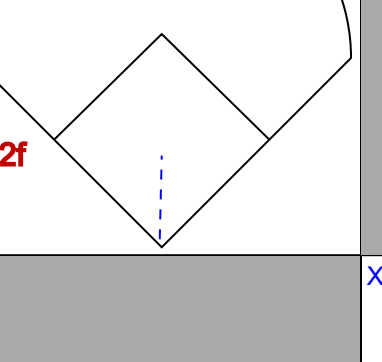


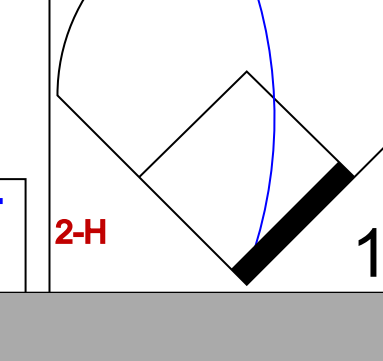





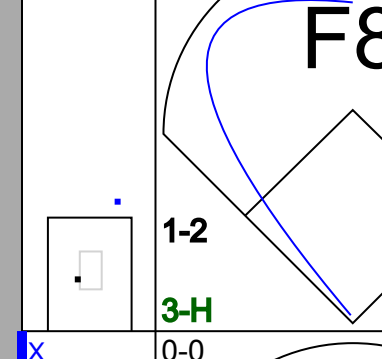
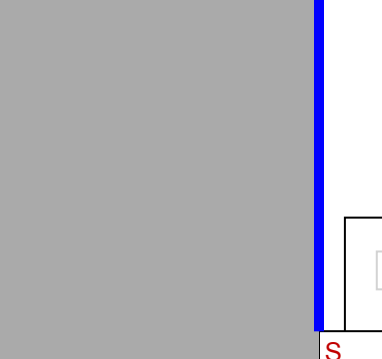


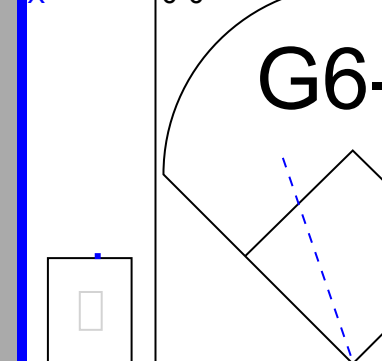

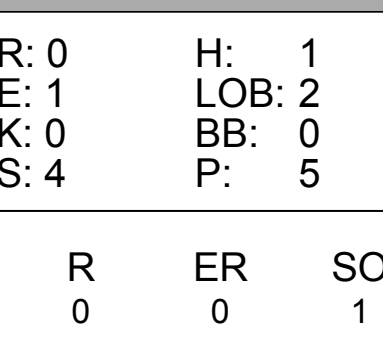
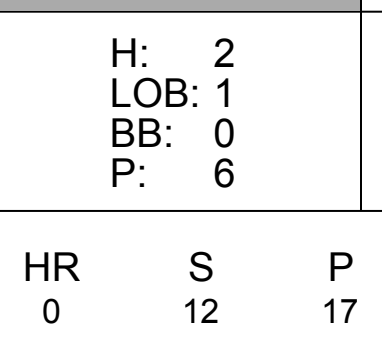
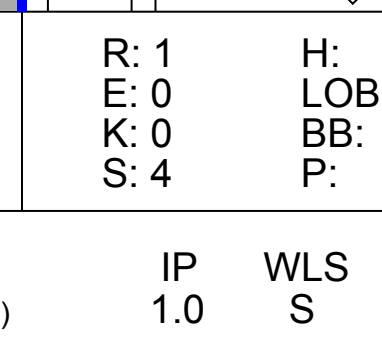
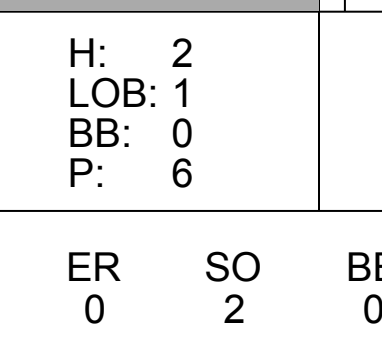





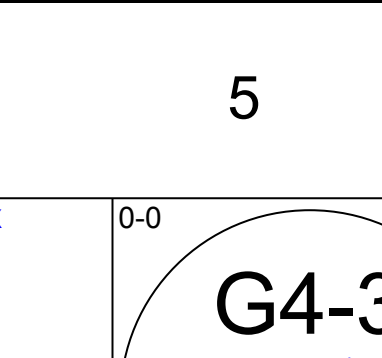

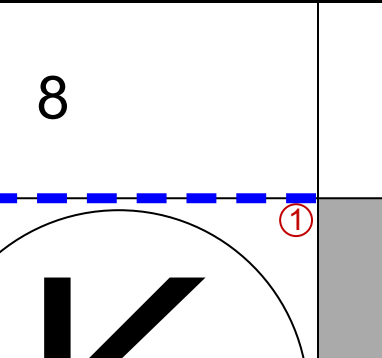

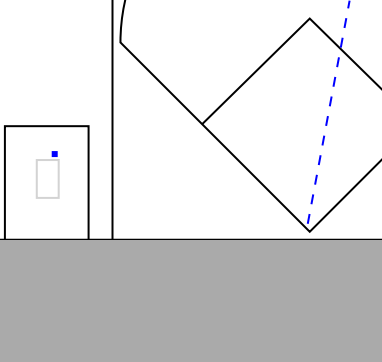

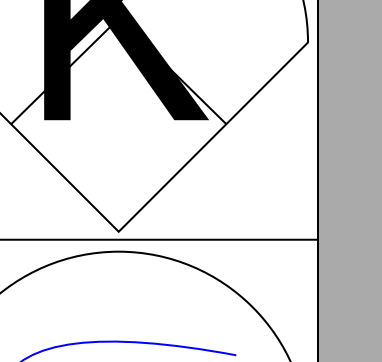
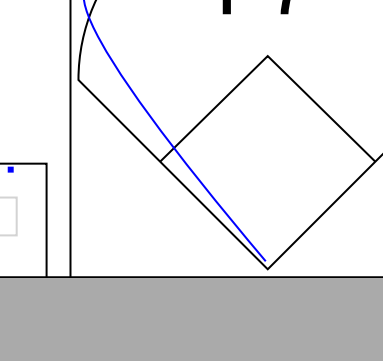




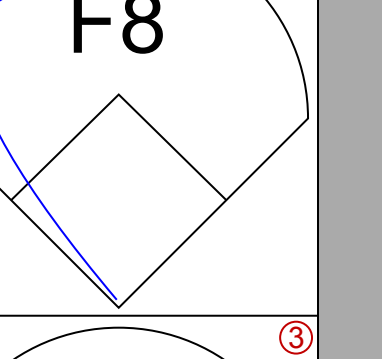


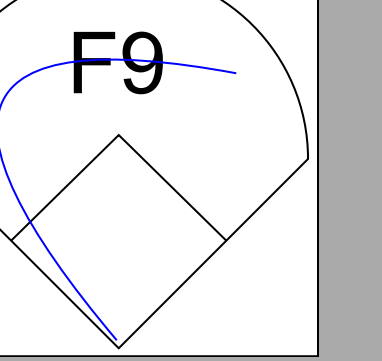







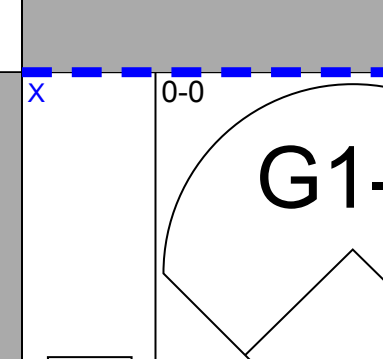


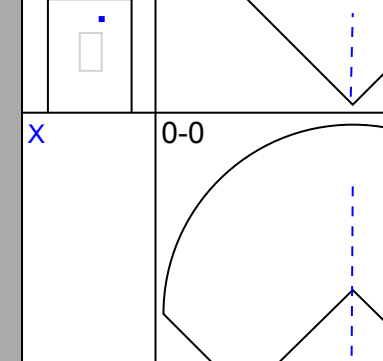

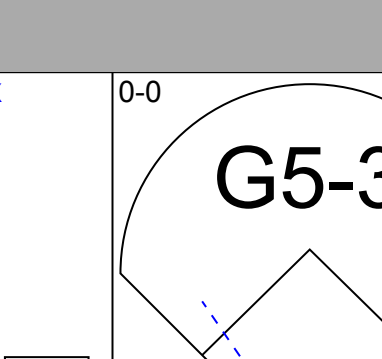
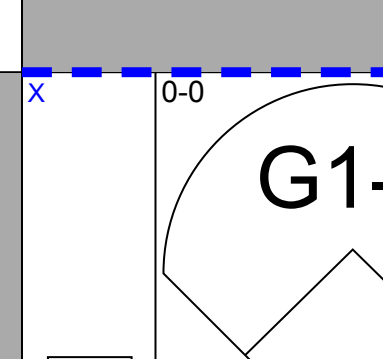


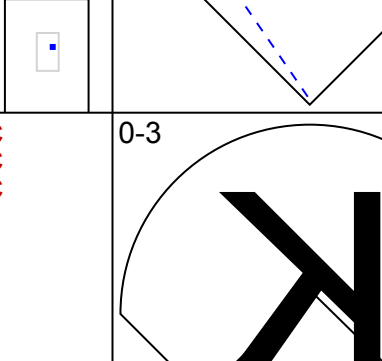
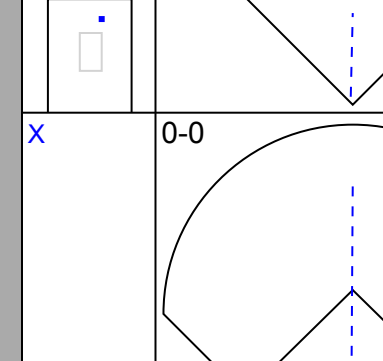



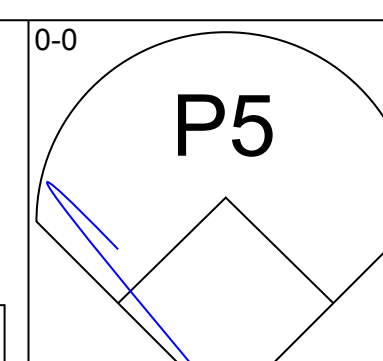
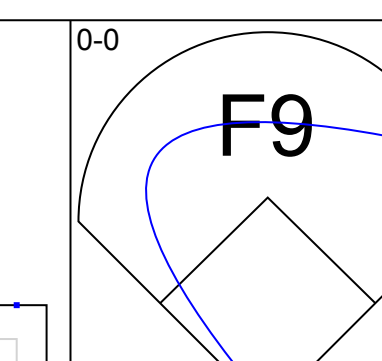
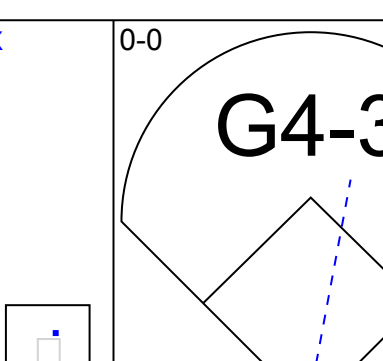
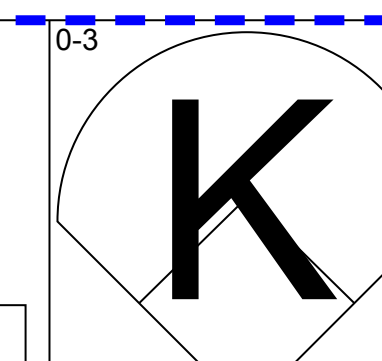
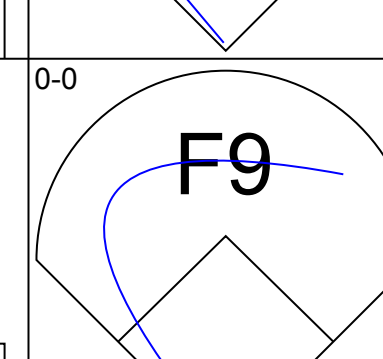
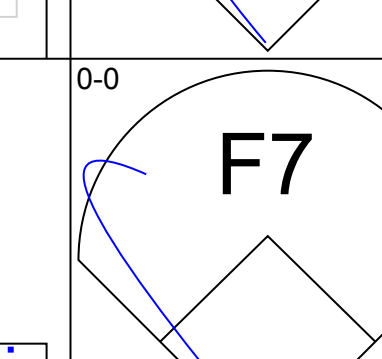
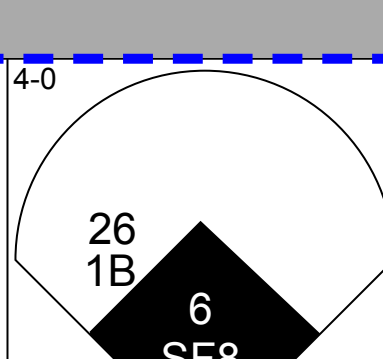
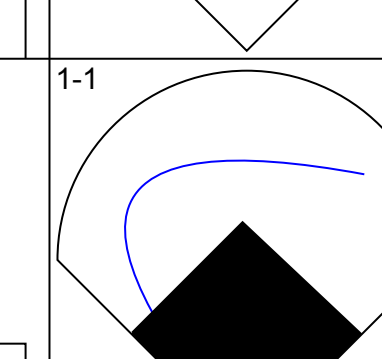
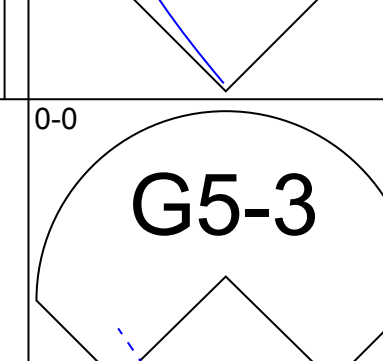
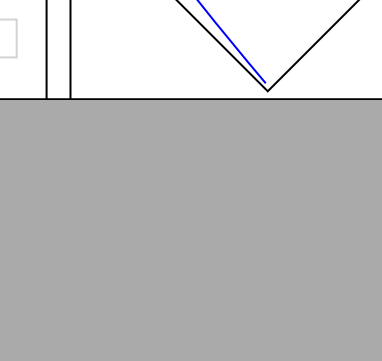
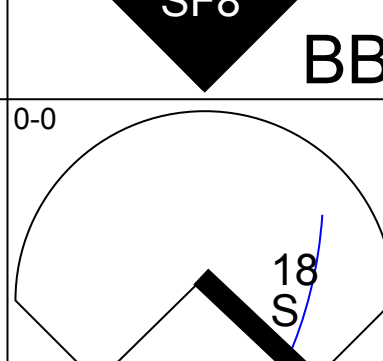
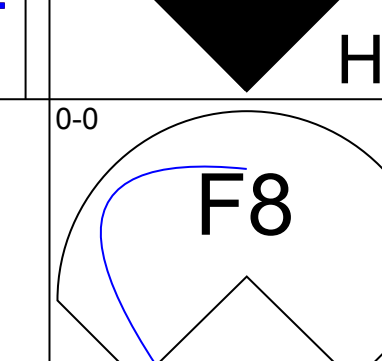
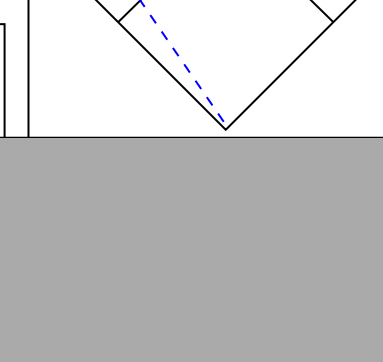
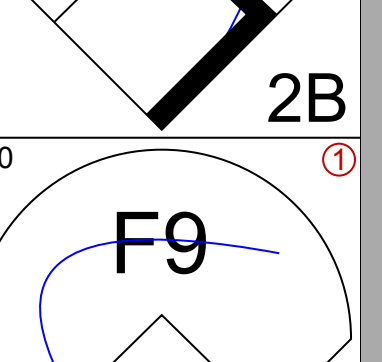
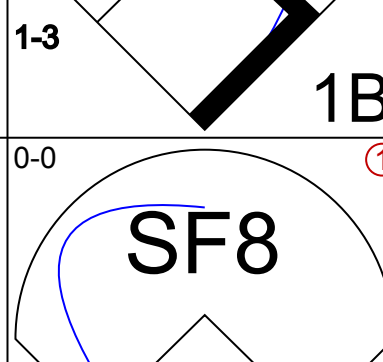
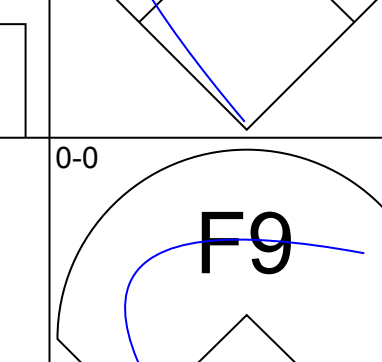
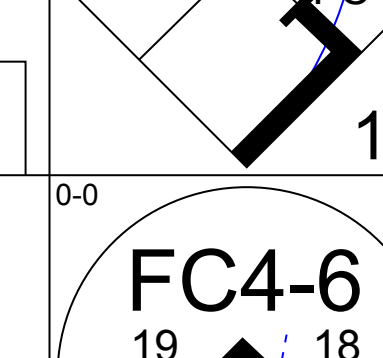
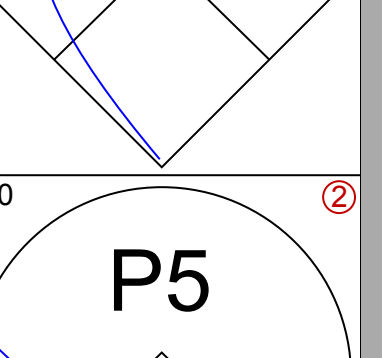
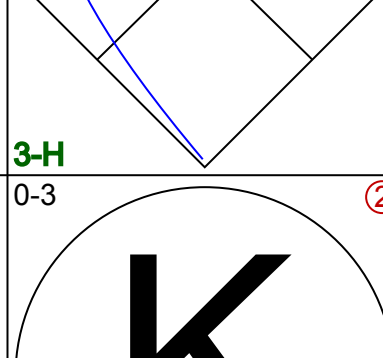
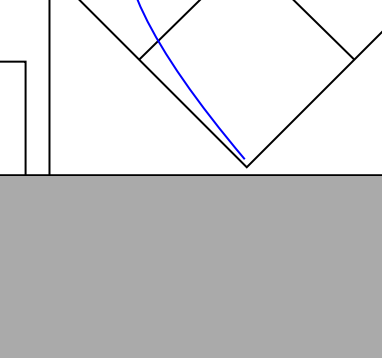
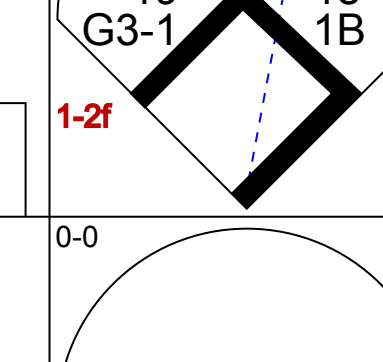
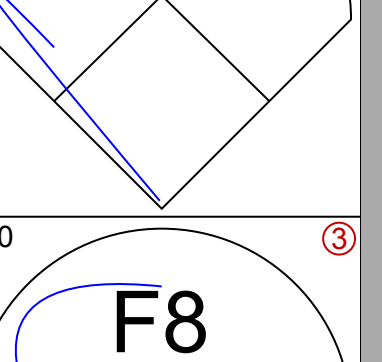
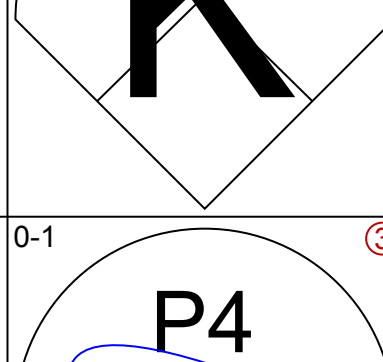

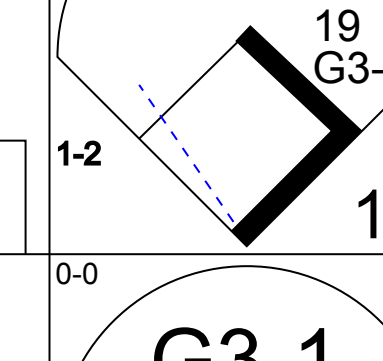
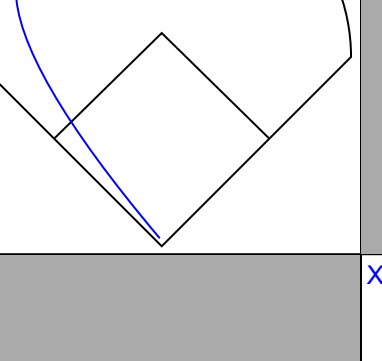
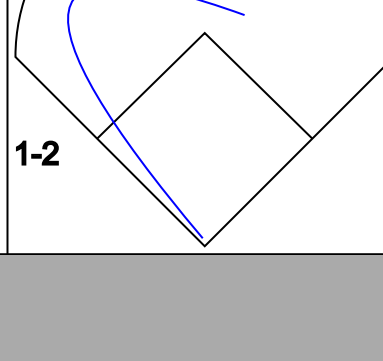

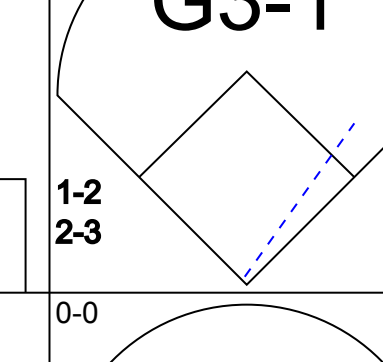



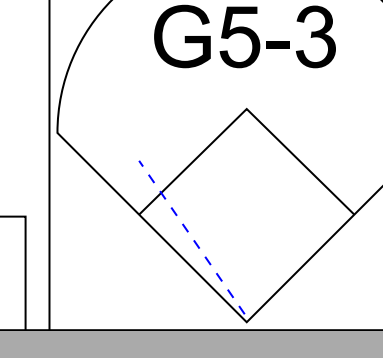




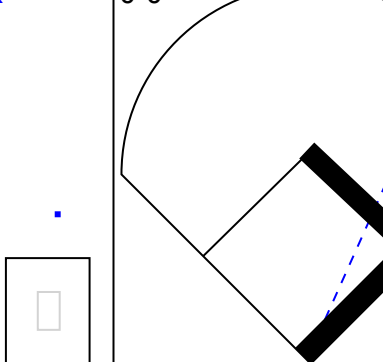
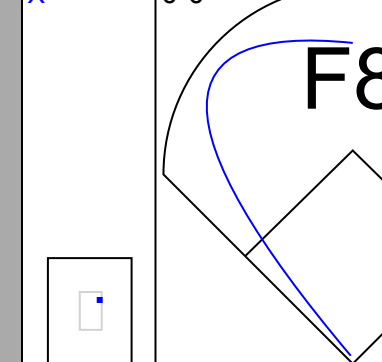

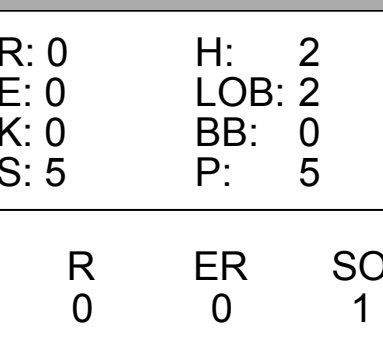
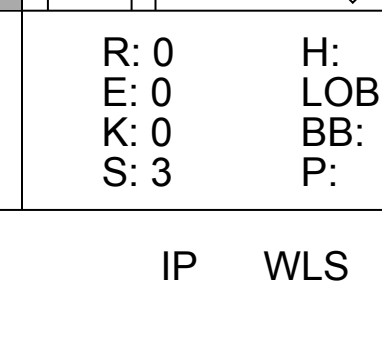
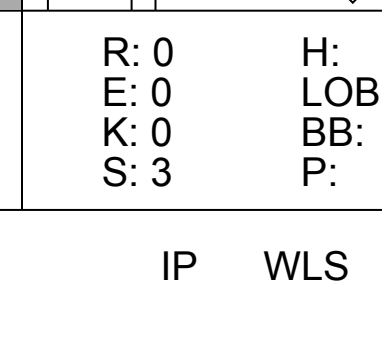
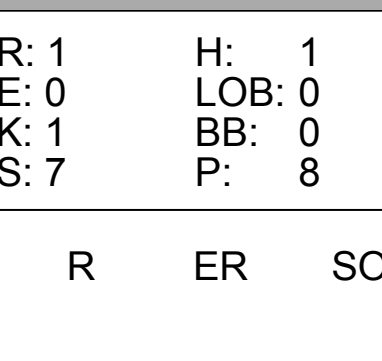
Batter	1	2	3	4	5	6	7	8	9	AB	R	H	RBI	BB	SO	LOB	BOTTOM					
2 Derek Jeter, R (1, 6) OBP: 0.286, SLG: 0.167 97 José Pirela, R (5, 4) OBP: 0.286, SLG: 0.333	G6-3	31 1B 1-3 BB	K		SAFE F8 1-2			K2-3		2	0	0	0	1	1	2						
31 Ichiro Suzuki, L (1, 7) OBP: 0.500, SLG: 0.538 Zolito Almonte, S (6, FR) OBP: 0.227, SLG: 0.333	G4-3	1-3 3-H 1B		36 S 54 1B 1B		93 G4-6-3 BB				3	1	2	1	1	0	0						
36 Kevin Youkilis, R (1, 5) OBP: 0.263, SLG: 0.500 93 Walter Ibarra, S (6, PH) OBP: 0.455, SLG: 0.455	54 E 40 2B 2B	F8		K		G4-6-3 1-2				3	1	1	0	0	1	3						
54 Juan Rivera, R (1, 3) OBP: 0.394, SLG: 0.500 12 Dan Johnson, L (6, PH) OBP: 0.269, SLG: 0.050	E5 40 2B 2-3		22 1B 63 1B 1B	2-H 1B		K				3	2	2	1	0	0	1						
40 Ben Francisco, R (1, 9) OBP: 0.500, SLG: 0.696 95 Romier Mustelier, R (6, 9) OBP: 0.400, SLG: 0.545		F8		K		G5-3				3	0	1	2	0	1	2						
22 Matt Diaz, R (1, 10) OBP: 0.289, SLG: 0.208 Corban Joseph, L (7, PH) OBP: 0.276, SLG: 0.192	G1-3		63 1B 85 E 1B			F8				3	1	1	0	0	0	2						
19 Chris Stewart, R (1, 2) ERA: 5.56 45 Bobby Wilson, R (7, PH) OBP: 0.267, SLG: 0.214		K	P3			K		G6-3		3	0	0	0	0	2	2						
63 Melky Mesa, R (1, 8) OBP: 0.243, SLG: 0.371		K	85 E 85 E 1B			F8		K		4	0	1	1	0	2	0						
85 Gil Velazquez, R (1, 4) OBP: 0.400, SLG: 0.357 96 Addison Maruszak, R (6, 6) OBP: 0.143, SLG: 0.238	2 E 31 1B BB		E1			F7				2	1	1	0	1	0	1						
Inning Stats	R: 2 E: 1 K: 0 S: 6	H: 2 LOB: 1 BB: 0 P: 6	R: 1 E: 0 K: 2 S: 8	H: 1 LOB: 2 BB: 2 P: 16	R: 2 E: 1 K: 1 S: 9	H: 3 LOB: 2 BB: 0 P: 10	R: 1 E: 0 K: 2 S: 9	H: 2 LOB: 1 BB: 0 P: 10	R: 0 E: 1 K: 1 S: 6	H: 1 LOB: 1 BB: 0 P: 6	R: 0 E: 0 K: 1 S: 4	H: 0 LOB: 1 BB: 1 P: 8	R: 0 E: 0 K: 0 S: 3	H: 0 LOB: 0 BB: 0 P: 3	R: 0 E: 0 K: 2 S: 7	H: 0 LOB: 0 BB: 0 P: 7	R: 0 E: 0 K: 2 S: 7	H: 0 LOB: 0 BB: 0 P: 7	1B: 7 2B: 2 3B: 0 HR: 0	SF: 0 SAC: 0 DP: 1 HBP: 0	WP: 0 PB: 0 CS: 0	PA: 37
PITCHER	IP WLS BF H R ER SO BB IBB HBP BLK WP HR S P ERA WHIP																					
33 Cliff Lee, L (1, 1) ERA: 10.13	2.2 L 18 6 5 2 2 2 0 0 0 0 0 0 20 29 6.75 3.000																					
60 Zach Miner, R (3, 1) ERA: 10.13	1.1 6 2 1 1 3 0 0 0 0 0 0 0 12 13 6.75 1.500																					
40 Michael Stutes, R (5, 1) ERA: 4.5	2.0 7 1 0 0 2 1 0 0 0 0 0 0 10 14 0.00 1.000																					
79 Justin De Fratus, R (7, 1) ERA: 6.43	1.0 3 0 0 0 0 0 0 0 0 0 0 3 3 0.00 0.000																					
45 Chad Durbin, R (8, 1) ERA: 7.2	1.0 3 0 0 0 2 0 0 0 0 0 0 0 7 7 0.00 0.000																					

Philadelphia Phillies @ New York Yankees
George M. Steinbrenner Field, Tampa, FL
Wed Mar 13 2013, 7:07 PM - 9:49 PM EDT
Att: 10,970 - Clear - 67 F

AB 34
R 6
H 9
RBI 5
BB 3
SO 9
LOB 16



Batter	1	2	3	4	5	6	7	8	9	AB	R	H	RBI	BB	SO	LOB	TOP					
7 Alex Presley, L (1, 7) OBP: 0.313, SLG: 0.276										3	0	0	0	0	1	2	Pittsburgh Pirates @ Philadelphia Phillies Bright House Field, Clearwater, FL Thu Mar 14 2013, 1:12 PM - 3:52 PM EDT Att: 9,525 - Sunny - 59 F					
5 Josh Harrison, R (7, 7) OBP: 0.346, SLG: 0.364										1	0	1	0	0	0	0						
31 Jose Tabata, R (1, 9) OBP: 0.298, SLG: 0.483										3	0	0	0	0	1	1						
56 Andrew Lambo, L (7, 9) OBP: 0.600, SLG: 0.800										1	0	1	0	0	0	0						
22 Andrew McCutchen, R (1, 8) OBP: 0.280, SLG: 0.390										3	0	1	0	0	0	0						
74 Carlos Paulino, R (7, 2) OBP: 0.273, SLG: 0.200										1	0	0	0	0	1	2						
2 Brad Hawpe, L (1, 3) OBP: 0.207, SLG: 0.259										3	0	0	0	0	2	1						
80 Jeff Larish, L (7, 3) OBP: 0.500, SLG: 0.500										1	0	0	0	0	0	2						
18 Neil Walker, S (1, 4) OBP: 0.321, SLG: 0.280										3	1	2	0	0	0	1						
10 Jordy Mercer, R (7, 4) OBP: 0.565, SLG: 0.533										1	0	0	0	0	0	0						
78 Brandon Inge, R (1, 5) OBP: 0.208, SLG: 0.136										2	0	0	0	0	0	3						
43 Jared Goert, R (7, 5) OBP: 0.385, SLG: 0.455										1	0	0	0	0	1	0						
12 Clint Barmes, R (1, 6) OBP: 0.280, SLG: 0.390										3	0	1	0	0	0	2						
66 Ivan De Jesus Jr., R (7, 6) OBP: 0.375, SLG: 0.522										1	0	1	0	0	0	0						
19 Michael McKenry, R (1, 2) OBP: 0.455, SLG: 0.389										2	0	1	0	1	0	1						
69 Ryan Reid, L (7, 1) OBP: 0.385, SLG: 0.455										0	0	0	0	0	0	0						
52 Mike Zagurski, L (8, 1) OBP: 0.385, SLG: 0.455										0	0	0	0	0	0	0						
71 Brett Carroll, R (9, PH) OBP: 0.800, SLG: 1.500										1	0	1	0	0	0	0						
38 Kyle McPherson, R (1, 1) OBP: 0.347, SLG: 0.689										0	0	0	0	0	0	0						
45 Andy Oliver, L (6, 1) OBP: 0.323, SLG: 0.556										0	0	0	0	0	0	0						
26 Felix Pie, L (7, PH) OBP: 0.323, SLG: 0.556										2	0	0	0	0	1	3						
Inning Stats	R: 0 E: 0 K: 1 S: 5	H: 0 LOB: 0 BB: 0 P: 5	R: 0 E: 1 K: 0 S: 4	H: 1 LOB: 2 BB: 0 P: 5	R: 0 E: 0 K: 0 S: 3	H: 0 LOB: 1 BB: 1 P: 7	R: 0 E: 0 K: 1 S: 6	H: 2 LOB: 1 BB: 0 P: 6	R: 0 E: 0 K: 0 S: 4	H: 1 LOB: 1 BB: 0 P: 4	R: 0 E: 0 K: 2 S: 7	H: 0 LOB: 0 BB: 0 P: 7	R: 1 E: 0 K: 0 S: 4	H: 1 LOB: 1 BB: 0 P: 6	R: 0 E: 0 K: 1 S: 6	H: 2 LOB: 1 BB: 0 P: 6	R: 0 E: 0 K: 2 S: 9	H: 2 LOB: 2 BB: 0 P: 9	1B: 7 2B: 2 3B: 0 HR: 0	SF: 0 SAC: 2 DP: 2 HBP: 1	WP: 2 PB: 0 SB: 0 CS: 0	PA: 36
PITCHER	IP: 3.0 WLS: 8 BF: 11	H: 3 R: 0 ER: 0 SO: 1	BB: 1 IBB: 0 HBP: 0 BLK: 0	WP: 1 HR: 0 S: 12 P: 17	ERA: 0.00 WHIP: 0.667	IP: 1.0 WLS: 5 BF: 5	H: 2 R: 0 ER: 0 SO: 2	BB: 0 IBB: 0 HBP: 0 BLK: 0	WP: 0 HR: 0 S: 9 P: 9	ERA: 0.00 WHIP: 2.000												
29 Aaron Cook, R (1, 1) ERA: 2.45																						
16 Rodrigo Lopez, R (4, 1) ERA: 19.94																						
58 Jonathan Papelbon, R (6, 1) ERA: 19.94																						
48 Philippe Aumont, R (7, 1) ERA: 3.0																						
63 Jake Diekman, L (8, 1) ERA: 5.0																						

Batter	1	2	3	4	5	6	7	8	9	AB	R	H	RBI	BB	SO	LOB	BOTTOM						
13 Freddy Galvis, S (1, 6) OBP: 0.313, SLG: 0.500										4	0	0	0	0	1	1	Pittsburgh Pirates @ Philadelphia Phillies Bright House Field, Clearwater, FL Thu Mar 14 2013, 1:12 PM - 3:52 PM EDT Att: 9,525 - Sunny - 59 F						
10 Michael Young, R (1, 5) OBP: 0.384, SLG: 0.439										2	1	0	0	1	0	0							
4 Pete Orr, L (7, 5) OBP: 0.273, SLG: 0.818										1	1	1	1	0	0	0							
26 Chase Utley, L (1, 4) OBP: 0.357, SLG: 0.353										4	0	2	0	0	0	0							
6 Ryan Howard, L (1, 3) OBP: 0.347, SLG: 0.689										3	0	1	1	0	0	1							
9 Dornic Brown, L (1, 9) OBP: 0.453, SLG: 0.609										3	0	0	0	0	1	3							
71 Jermaine Mitchell, L (8, 9) OBP: 0.563, SLG: 1.000										0	0	0	0	0	0	0							
18 Darin Ruf, R (1, 10) OBP: 0.318, SLG: 0.368										3	0	1	0	0	0	2							
19 Laynce Nix, L (1, 7) OBP: 0.265, SLG: 0.313										3	0	0	0	0	0	2							
31 Erik Kratz, R (1, 2) OBP: 0.240, SLG: 0.417										3	0	1	0	0	1	2							
43 Ender Inciarte, L (1, 8) OBP: 0.429, SLG: 0.353										3	0	1	0	0	1	2							
Inning Stats	R: 0 E: 0 K: 0 S: 3	H: 2 LOB: 2 BB: 0 P: 3	R: 0 E: 0 K: 0 S: 5	H: 2 LOB: 0 BB: 0 P: 5	R: 0 E: 0 K: 0 S: 3	H: 0 LOB: 0 BB: 0 P: 3	R: 0 E: 0 K: 0 S: 4	H: 1 LOB: 1 BB: 0 P: 4	R: 0 E: 0 K: 1 S: 6	H: 1 LOB: 1 BB: 0 P: 6	R: 1 E: 0 K: 1 S: 7	H: 1 LOB: 1 BB: 1 P: 11	R: 0 E: 0 K: 0 S: 3	H: 1 LOB: 0 BB: 0 P: 3	R: 1 E: 0 K: 1 S: 7	H: 1 LOB: 0 BB: 0 P: 8		R: 1 E: 0 K: 1 S: 7	H: 1 LOB: 0 BB: 0 P: 8	1B: 4 2B: 2 3B: 0 HR: 1	SF: 1 SAC: 0 DP: 0 HBP: 0	WP: 0 PB: 0 SB: 1 CS: 0	PA: 31
PITCHER	IP: 5.0 WLS: 19 BF: 19	H: 4 R: 0 ER: 0 SO: 1	BB: 0 IBB: 0 HBP: 0 BLK: 0	WP: 0 HR: 0 S: 21 P: 21	ERA: 0.00 WHIP: 0.800	IP: 1.0 WLS: 5 BF: 5	H: 2 R: 0 ER: 0 SO: 2	BB: 0 IBB: 0 HBP: 0 BLK: 0	WP: 0 HR: 0 S: 9 P: 9	ERA: 9.00 WHIP: 2.000													
38 Kyle McPherson, R (1, 1) ERA: 5.68																							
45 Andy Oliver, L (6, 1) ERA: 13.5																							
69 Ryan Reid, R (7, 1) ERA: 13.5																							
52 Mike Zagurski, L (8, 1) ERA: 1.8																							

AB	32
R	1
H	9
RBI	0
BB	1
SO	7
LOB	18



Batter	1	2	3	4	5	6	7	8	9	10	AB	R	H	RBI	BB	SO	LOB	TOP			
2 Ben Revere, L OBP: 0.365, SLG: 0.420 43 Ender Inciarte, L OBP: 0.409, SLG: 0.333	(1, 8) X 0-0 F7																	3 0 1 0 0 0 0 1 0 0 0 0 1 0			
28 Kevin Frandsen, R OBP: 0.349, SLG: 0.610	(1, 4) 0-3 K																	4 0 1 0 0 2 1			
10 Michael Young, R OBP: 0.340, SLG: 0.409 25 Yuniesky Betancourt, R OBP: 0.382, SLG: 0.400	(1, 5) X 0-0 G4-3																	3 0 0 0 0 0 2 1 0 0 0 0 0 0			
9 Dornic Brown, L OBP: 0.446, SLG: 0.592 4 Pete Orr, L OBP: 0.250, SLG: 0.750	(1, 9) X 0-0 G6-3 1B																	3 1 1 0 0 0 0 1 0 0 0 0 0 0			
18 Darin Ruf, R OBP: 0.295, SLG: 0.341 71 Jermaine Mitchell, L OBP: 0.536, SLG: 0.909	(1, 7) X 0-0 G6-3 1B																	3 0 0 0 0 0 1 1 0 0 0 0 0 1 0			
Carlos Ruiz, R OBP: 0.364, SLG: 0.444	(1, 2) X 0-0 WIP 1B																	3 0 1 1 1 1 0			
15 John Mayberry Jr., R OBP: 0.286, SLG: 0.340	(1, 3) B 1-3 K																	4 0 0 0 0 2 2			
24 Josh Fields, R OBP: 0.276, SLG: 0.308	(1, 10) B 4-0 BB																	2 0 0 0 1 2 0			
13 Freddy Galvis, S OBP: 0.294, SLG: 0.469	(1, 6) 0-3 K																	3 0 0 0 0 2 2			
Inning Stats	R: 0 E: 0 K: 1 S: 5	H: 0 LOB: 0 BB: 0 P: 5	R: 1 E: 1 K: 2 S: 9	H: 2 LOB: 2 BB: 1 P: 14	R: 0 E: 0 K: 1 S: 5	H: 1 LOB: 0 BB: 0 P: 5	R: 0 E: 0 K: 1 S: 5	H: 0 LOB: 1 BB: 1 P: 9	R: 0 E: 0 K: 2 S: 7	H: 0 LOB: 0 BB: 0 P: 7	R: 0 E: 0 K: 0 S: 3	H: 1 LOB: 0 BB: 0 P: 3	R: 0 E: 0 K: 0 S: 3	H: 0 LOB: 0 BB: 0 P: 3	R: 0 E: 0 K: 3 S: 9	H: 0 LOB: 0 BB: 0 P: 9	1B: 4 2B: 0 3B: 0 HR: 0	SF: 0 SAC: 0 DP: 1 HBP: 0	WP: 1 PB: 0 SB: 0 CS: 1	PA: 34	
PITCHER	IP	WLS	BF	H	R	ER	SO	BB	IBB	HBP	BLK	WP	HR	S	P	ERA	WHIP				
55 Matt Moore, L ERA: 4.97	5.0		19	3	1	0	7	2	0	0	0	1	0	31	40	0.00	1.000				
35 Jamey Wright, R ERA: 4.5	1.0		3	1	0	0	0	0	0	0	0	0	0	3	3	0.00	1.000				
43 Kyle Farnsworth, R ERA:	1.0		3	0	0	0	0	0	0	0	0	0	0	3	3	0.00	0.000				
62 Joel Peralta, R ERA:	1.0		3	0	0	0	2	0	0	0	0	0	0	7	7	0.00	0.000				
47 Brandon Gomes, R ERA:	2.0	W	6	0	0	0	3	0	0	0	0	0	0	12	12	0.00	0.000				

Philadelphia Phillies @ Tampa Bay Rays
Charlotte Sports Park, Port Charlotte, FL

AB 32
R 1
H 4
RBI 1
BB 2
SO 12
LOB 8



Batter	1	2	3	4	5	6	7	8	9	10	AB	R	H	RBI	BB	SO	LOB	BOTTOM						
8 Desmond Jennings, R OBP: 0.500, SLG: 0.423 26 Stephen Vogt, L OBP: 0.280, SLG: 0.480	(1, 8) X 0-0 G4-6-3 1B																	3 0 1 0 0 0 1 2 1 1 2 0 1 0						
11 Yunel Escobar, R OBP: 0.294, SLG: 0.438 66 Jason Bourgeois, R OBP: 0.440, SLG: 0.381	(1, 6) X 0-0 G4-6-3 1-2f																	3 0 1 0 0 0 1 1 0 0 0 0 0 0						
3 Evan Longoria, R OBP: 0.433, SLG: 0.607 Hak-Ju Lee, L OBP: 0.333, SLG: 0.176	(1, 5) X 0-0 L6																	3 0 2 0 0 0 0 0 0 0 0 1 0 0						
64 Shelley Duncan, R OBP: 0.242, SLG: 0.516 15 Jack Cust, L OBP: 0.286, SLG: 0.222	(1, 10) X 0-0 G5-3																	3 1 1 1 0 0 1 1 0 0 0 0 1 1						
19 Ryan Roberts, R OBP: 0.295, SLG: 0.452 7 Mike Fontenot, L OBP: 0.351, SLG: 0.267	(1, 3) 0-3 K																	3 0 0 0 0 2 1 1 0 0 0 0 0 1						
2 Kelly Johnson, L OBP: 0.297, SLG: 0.194 16 Chris Gimenez, R OBP: 0.433, SLG: 0.593	(1, 4) 0-3 K																	3 0 0 0 0 1 0 1 0 0 0 0 0 1						
1 Sean Rodriguez, R OBP: 0.194, SLG: 0.364 86 Leslie Anderson, L OBP: 0.395, SLG: 0.568	(1, 7) X 0-0 G5-3																	2 0 0 0 1 0 0 1 0 0 0 0 0 0						
60 Wil Myers, R OBP: 0.316, SLG: 0.412	(1, 9) X 0-0 G5-3																	4 0 0 0 0 2 1						
59 Jose Lobaton, S OBP: 0.269, SLG: 0.182 87 Cole Figueroa, L OBP: 0.460, SLG: 0.545 24 Rich Thompson, L (10, PR) OBP: 0.286, SLG: 0.286	(1, 2) X 4-0 FC5-4 BB																	1 0 0 0 1 0 0 1 0 0 0 1 0 0 0 1 0 0 0 0 0						
Inning Stats	R: 0 E: 0 K: 0 S: 3	H: 1 LOB: 0 BB: 0 P: 3	R: 0 E: 0 K: 2 S: 7	H: 0 LOB: 0 BB: 0 P: 7	R: 0 E: 0 K: 0 S: 3	H: 0 LOB: 1 BB: 1 P: 7	R: 0 E: 0 K: 1 S: 6	H: 1 LOB: 1 BB: 0 P: 6	R: 0 E: 0 K: 1 S: 5	H: 0 LOB: 0 BB: 0 P: 5	R: 0 E: 0 K: 0 S: 4	H: 2 LOB: 2 BB: 0 P: 4	R: 1 E: 0 K: 0 S: 4	H: 1 LOB: 1 BB: 0 P: 8	R: 0 E: 0 K: 1 S: 5	H: 0 LOB: 0 BB: 0 P: 5	R: 0 E: 0 K: 1 S: 5	H: 0 LOB: 1 BB: 0 P: 10	R: 2 E: 0 K: 1 S: 6	H: 1 LOB: 1 BB: 1 P: 11	1B: 4 2B: 0 3B: 0 HR: 2	SF: 0 SAC: 0 DP: 1 HBP: 0	WP: 0 PB: 0 SB: 1 CS: 0	PA: 37
PITCHER	IP	WLS	BF	H	R	ER	SO	BB	IBB	HBP	BLK	WP	HR	S	P	ERA	WHIP							
27 John Lannan, L ERA: 3.21	5.0		17	2	0	0	4	1	0	0	0	0	0	8	12	0.00	0.600							
79 Justin De Fratus, R ERA: 5.0	2.0	B	9	3	1	1	0	1	0	0	0	0	1	8	12	4.50	2.000							
47 Jeremy Horst, L ERA: 5.0	1.0		3	0	0	0	1	0	0	0	0	0	0	5	5	0.00	0.000							
50 Antonio Bastardo, L ERA: 3.18	1.0		4	0	0	0	1	1	0	0	0	0	0	5	10	0.00	1.000							
48 Jay Johnson, L ERA: 27.0	0.2	L	4	1	2	2	1	1	0	0	0	0	1	6	11	27.00	3.000							

Philadelphia Phillies @ Tampa Bay Rays
Charlotte Sports Park, Port Charlotte, FL

AB 33
R 3
H 6
RBI 3
BB 4
SO 7
LOB 8



Batter	1	2	3	4	5	6	7	8	9	AB	R	H	RBI	BB	SO	LOB	TOP				
2 Ben Revere, L (1,8) OBP: 0.339, SLG: 0.389 15 John Mayberry Jr., R (7,8) OBP: 0.291, SLG: 0.333	G3		L5		B3		G4-6-3		G6-3	4	0	0	0	0	0	2	Philadelphia Phillies @ New York Yankees George M. Steinbrenner Field, Tampa, FL Sat Mar 16 2013, 12:05 PM - 2:39 PM EDT Att: 10,943 - Sunny - 80 F				
10 Michael Young, R (1,5) OBP: 0.314, SLG: 0.375 13 Freddy Galvis, S (7,5) OBP: 0.308, SLG: 0.500	G3			G5-3	G4-3		K		4	0	0	0	0	1	0						
26 Chase Utley, L (1,4) OBP: 0.356, SLG: 0.333 4 Pete Orr, L (7,4) OBP: 0.286, SLG: 0.857	F8			9 HR BB	F7			K2-3	2	1	0	0	1	0	0						
6 Ryan Howard, L (1,3) OBP: 0.340, SLG: 0.646 43 Ender Inciarte, L (8, PR) OBP: 0.391, SLG: 0.316		K		E4		L5		9 CS BB	3	1	0	0	1	1	1						
9 Dornic Brown, L (1,7) OBP: 0.450, SLG: 0.635	L1			1-1		L8		1-1	3	1	1	3	0	0	0						
19 Lavnce Nix, L (1,9) OBP: 0.263, SLG: 0.306	G4-3			1-H	HR			1-2	4	0	1	0	0	0	1						
71 Jermaine Mitchell, L (1,10) OBP: 0.529, SLG: 1.000			K			71 2B			4	1	2	0	0	1	0						
25 Yuniesky Betancourt, R (1,6) OBP: 0.421, SLG: 0.471									4	1	3	1	0	0	2						
39 Steven Lerud, L (1,2) OBP: 0.333, SLG: 0.500	G6-3				L3		2		3	1	1	2	1	0	2						
Inning Stats	R: 0 E: 0 K: 0 S: 3	H: 0 LOB: 0 BB: 0 P: 3	R: 0 E: 0 K: 1 S: 5	H: 0 LOB: 0 BB: 0 P: 5	R: 0 E: 0 K: 1 S: 6	H: 1 LOB: 1 BB: 0 P: 6	R: 4 E: 1 K: 0 S: 8	H: 3 LOB: 1 BB: 1 P: 13	R: 0 E: 0 K: 0 S: 5	H: 2 LOB: 2 BB: 0 P: 5	R: 0 E: 0 K: 1 S: 4	H: 0 LOB: 0 BB: 1 P: 8	R: 0 E: 0 K: 1 S: 5	H: 0 LOB: 1 BB: 1 P: 10	R: 3 E: 0 K: 0 S: 9	H: 4 LOB: 1 BB: 0 P: 10	1B: 3 2B: 3 3B: 2 HR: 2	SF: 0 SAC: 0 DP: 1 HBP: 1	WP: 0 PB: 0 SB: 0 CS: 1	PA: 40	
PITCHER	IP	WLS	BF	H	R	ER	SO	BB	IBB	HBP	BLK	WP	HR	S	P	ERA	WHIP				
18 Hiroki Kuroda, R (1,1) ERA: 2.31	6.0	L	26	6	4	2	2	1	0	0	0	0	1	30	35	3.00	1.167				
42 Mariano Rivera, R (7,1) ERA:	1.0		3	0	0	0	1	1	0	0	0	0	0	4	8	0.00	1.000				
34 David Aardsma, R (8,1) ERA: 4.5	1.0		4	0	0	0	1	1	0	1	0	0	0	5	10	0.00	1.000				
27 Shawn Kelley, R (9,1) ERA: 4.5	1.0		7	4	3	3	0	0	0	0	0	0	1	9	10	27.00	4.000				

AB	36
R	7
H	10
RBI	7
BB	3
SO	4
LOB	9



Batter	1	2	3	4	5	6	7	8	9	AB	R	H	RBI	BB	SO	LOB	BOTTOM				
2 Derek Jeter, R (1,6) OBP: 0.333, SLG: 0.364 93 Walter Ibarra, S (5,4) OBP: 0.438, SLG: 0.438	FC6-5		K							2	0	1	0	0	1	2	Philadelphia Phillies @ New York Yankees George M. Steinbrenner Field, Tampa, FL Sat Mar 16 2013, 12:05 PM - 2:39 PM EDT Att: 10,943 - Sunny - 80 F				
31 Ichiro Suzuki, L (1,7) OBP: 0.457, SLG: 0.452 Zolito Almonte, S (8,9) OBP: 0.240, SLG: 0.333	FC6-5		G4-3			G6-4-3			3	0	0	0	0	0	4						
36 Kevin Youkilis, R (1,5) OBP: 0.320, SLG: 0.773 96 Addison Maruszak, R (7,5) OBP: 0.130, SLG: 0.217	L5-3			F8					3	0	1	0	0	0	1						
54 Juan Rivera, R (1,3) OBP: 0.333, SLG: 0.421 94 Luke Murton, R (7,3) OBP: 0.417, SLG: 0.364		F9		G5-3		F7			3	0	0	0	0	0	1						
33 Travis Hafner, L (1,10) OBP: 0.258, SLG: 0.308 99 Rob Segedin, R (9, PH)		G5-3							1	0	1	0	0	0	0						
22 Brennan Boesch, L (1,9) OBP: 0.238, SLG: 0.211 76 Eduardo Sosa, L (8,7)		G5-3				G4-3			3	0	0	0	0	1	0						
11 Brett Gardner, L (1,8) OBP: 0.400, SLG: 0.375 Ramón Flores, L (8,8) OBP: 0.357, SLG: 0.182						G4-3			0	0	0	0	1	0	0						
19 Chris Stewart, R (1,2) OBP: 0.250, SLG: 0.391 98 Reegie Corona, S (9,4)									2	0	0	0	1	0	1						
85 Gil Velazquez, R (1,4) OBP: 0.476, SLG: 0.353 45 Bobby Wilson, R (8, PH) OBP: 0.211, SLG: 0.167									1	0	0	0	0	1	0						
Inning Stats	R: 0 E: 0 K: 0 S: 3	H: 1 LOB: 0 BB: 0 P: 3	R: 0 E: 0 K: 0 S: 3	H: 0 LOB: 0 BB: 0 P: 3	R: 0 E: 0 K: 1 S: 7	H: 2 LOB: 2 BB: 0 P: 7	R: 0 E: 0 K: 1 S: 5	H: 0 LOB: 0 BB: 0 P: 5	R: 0 E: 0 K: 1 S: 4	H: 2 LOB: 1 BB: 0 P: 4	R: 0 E: 0 K: 1 S: 5	H: 0 LOB: 0 BB: 0 P: 5	R: 0 E: 0 K: 2 S: 8	H: 1 LOB: 1 BB: 0 P: 8	R: 0 E: 0 K: 0 S: 4	H: 1 LOB: 3 BB: 2 P: 12	1B: 5 2B: 3 3B: 0 HR: 0	SF: 0 SAC: 0 DP: 2 HBP: 0	WP: 0 PB: 0 SB: 0 CS: 0	PA: 35	
PITCHER	IP	WLS	BF	H	R	ER	SO	BB	IBB	HBP	BLK	WP	HR	S	P	ERA	WHIP				
46 Raul Valdes, L (1,1) ERA: 4.05	3.0	W	11	3	0	0	1	0	0	0	0	0	0	5	5	0.00	0.000				
37 Mike Adams, R (4,1) ERA:	1.0		3	0	0	0	1	0	0	0	0	0	0	5	5	0.00	0.000				
45 Chad Durbin, R (5,1) ERA: 4.5	3.0	H	11	2	0	0	1	1	0	0	0	0	0	12	16	0.00	1.000				
40 Michael Stutes, R (8,1) ERA: 3.86	1.0		4	1	0	0	2	0	0	0	0	0	0	8	8	0.00	1.000				
63 Jake Diekman, L (9,1) ERA: 4.5	1.0		6	1	0	0	0	2	0	0	0	0	0	4	12	0.00	3.000				

AB	32
R	0
H	7
RBI	0
BB	3
SO	5
LOB	15



Batter	1	2	3	4	5	6	7	8	9	AB	R	H	RBI	BB	SO	LOB	TOP																	
12 Alexi Casilla, S OBP: 0.314, SLG: 0.333 Adrian Marin, R OBP: 0.500, SLG: 0.500	G4-3	1B		F7		FC6-4			35 1B 59 SF9 85 1B	4	0	1	0	0	0	2	Baltimore Orioles @ Philadelphia Phillies Bright House Field, Clearwater, FL Sun Mar 17 2013, 1:09 PM - 3:56 PM EDT Att: 11,100 - Partly Cloudy - 77 F																	
3 Ryan Flaherty, L OBP: 0.381, SLG: 0.645 81 Buck Britton, L OBP: 0.222, SLG: 0.250	BB	BB			F8		59 WP 35 1B		K	1	0	0	0	2	0	0																		
14 Nolan Reimold, R OBP: 0.267, SLG: 0.407 85 Steel Russell, L OBP: 0.500, SLG: 0.500	K	F8					P6		59 SF9 35 1B 2B	3	0	1	0	0	1	4																		
24 Wilson Betemit, S OBP: 0.214, SLG: 0.308 35 Danny Valencia, R OBP: 0.400, SLG: 0.387	1B					K	G5-3 59 WP		2B	3	0	2	0	0	1	1																		
31 Taylor Teagarden, R OBP: 0.200, SLG: 0.267 59 Luis Exposito, R OBP: 0.500, SLG: 0.650	F7				P4				SF9	3	0	0	0	0	0	4																		
72 Jason Pridie, L OBP: 0.313, SLG: 0.533 L.J. Hoes, R OBP: 0.320, SLG: 0.400		F7		F8		12 FC6-4 28 BB	G5-3		2B	2	0	0	0	1	0	1																		
28 Steve Pearce, R OBP: 0.233, SLG: 0.929 John Ruettiger, L		HR		F9					K	2	1	1	1	1	0	1																		
45 Travis Ishikawa, L OBP: 0.233, SLG: 0.214 82 Christian Walker, R		K			G4-3				G1-3	3	0	0	0	0	2	2																		
25 Trayvon Robinson, S OBP: 0.286, SLG: 0.457 Brenden Webb, L		1B			K				F9	3	0	1	0	0	2	2																		
Inning Stats	R: 0 E: 0 K: 1 S: 6	H: 1 LOB: 2 BB: 1 P: 10	R: 1 E: 0 K: 1 S: 10	H: 3 LOB: 3 BB: 1 P: 14	R: 0 E: 0 K: 0 S: 4	H: 1 LOB: 1 BB: 0 P: 4	R: 0 E: 0 K: 1 S: 5	H: 0 LOB: 0 BB: 0 P: 5	R: 0 E: 0 K: 2 S: 6	H: 1 LOB: 1 BB: 0 P: 6	R: 0 E: 0 K: 0 S: 4	H: 2 LOB: 2 BB: 1 P: 8	R: 0 E: 0 K: 1 S: 5	H: 0 LOB: 0 BB: 0 P: 5	R: 2 E: 0 K: 1 S: 9	H: 4 LOB: 2 BB: 0 P: 9		1B: 10 2B: 1 3B: 0 HR: 1	SF: 1 SAC: 0 DP: 1 HBP: 0	WP: 1 PB: 0 SB: 1 CS: 0	PA: 43													
PITCHER	IP WLS BF H R ER SO BB IBB HBP BLK WP HR S P ERA WHIP																																	
34 Roy Halladay, R ERA: 6.75	1.0	5	1	0	0	1	1	0	0	0	0	0	0	0	6	10	0.00	2.000																
60 Zach Miner, R ERA: 9.0	2.0	11	4	1	1	1	1	0	0	0	0	0	0	1	14	18	4.50	2.500																
47 Jeremy Horst, L ERA: 0.97	2.0	W	7	1	0	0	2	0	0	0	0	0	0	0	11	11	0.00	0.500																
48 Philippe Aumont, R ERA: 2.25	1.0	H	5	0	0	0	2	2	0	0	0	0	0	0	7	15	0.00	2.000																
91 Jordan Whatcott, R ERA:	1.0		5	2	0	0	0	1	0	0	0	1	0	0	4	8	0.00	3.000																
41 Colby Shreve, R ERA: 18.0	1.0		3	0	0	0	1	0	0	0	0	0	0	0	5	5	0.00	0.000																
90 Ryan O'Sullivan, R ERA: 18.0	1.0		7	4	2	2	1	0	0	0	0	0	0	0	9	9	18.00	4.000																

Batter	1	2	3	4	5	6	7	8	9	AB	R	H	RBI	BB	SO	LOB	BOTTOM																	
2 Ben Revere, L OBP: 0.350, SLG: 0.404 43 Ender Inciarte, L OBP: 0.391, SLG: 0.316	G6-3						P6			3	1	1	1	1	0	0	Baltimore Orioles @ Philadelphia Phillies Bright House Field, Clearwater, FL Sun Mar 17 2013, 1:09 PM - 3:56 PM EDT Att: 11,100 - Partly Cloudy - 77 F																	
13 Freddy Galvis, S OBP: 0.304, SLG: 0.537	F8		2B				K			4	1	1	2	0	2	1																		
26 Chase Utley, L OBP: 0.347, SLG: 0.325 41 Colby Shreve, R 90 Ryan O'Sullivan, R	G4-3		G1-3		F7					4	0	1	0	0	0	1																		
6 Ryan Howard, L OBP: 0.333, SLG: 0.615 15 John Mayberry Jr., R OBP: 0.291, SLG: 0.333	F8				G4-3		G4-3			4	1	1	0	0	0	1																		
10 Michael Young, R OBP: 0.333, SLG: 0.412 28 Kevin Frandsen, R OBP: 0.341, SLG: 0.595							F9		F8	3	0	2	0	0	0	0																		
9 Dominic Brown, L OBP: 0.453, SLG: 0.625									F8	4	1	2	1	0	0	2																		
18 Darin Ruf, R OBP: 0.300, SLG: 0.341 91 Jordan Whatcott, R										3	0	1	0	0	0	2																		
25 Yuniesky Betancourt, R OBP: 0.410, SLG: 0.457									F8	1	0	0	0	0	0	0																		
31 Erik Kratz, R OBP: 0.241, SLG: 0.429									F7	4	1	1	1	0	1	3																		
34 Roy Halladay, R 60 Zach Miner, R 47 Jeremy Horst, L 19 Laynce Nix, L 48 Philippe Aumont, R 71 Jermarie Mitchell, L										0	0	0	0	0	0	0																		
Inning Stats	R: 0 E: 0 K: 0 S: 3	H: 0 LOB: 0 BB: 0 P: 3	R: 0 E: 0 K: 0 S: 4	H: 1 LOB: 1 BB: 0 P: 4	R: 1 E: 0 K: 1 S: 7	H: 2 LOB: 1 BB: 0 P: 7	R: 1 E: 0 K: 1 S: 7	H: 2 LOB: 1 BB: 0 P: 7	R: 2 E: 0 K: 1 S: 6	H: 1 LOB: 1 BB: 1 P: 11	R: 1 E: 0 K: 1 S: 7	H: 2 LOB: 1 BB: 0 P: 8	R: 0 E: 0 K: 0 S: 4	H: 1 LOB: 1 BB: 0 P: 4	R: 0 E: 0 K: 0 S: 4	H: 1 LOB: 1 BB: 0 P: 4	1B: 6 2B: 3 3B: 0 HR: 1	SF: 0 SAC: 0 DP: 0 HBP: 0	WP: 0 PB: 1 SB: 1 CS: 0	PA: 35														
PITCHER	IP WLS BF H R ER SO BB IBB HBP BLK WP HR S P ERA WHIP																																	
39 Jason Hammel, R ERA: 5.0	4.2	L	21	6	4	4	3	1	0	0	0	0	0	0	26	31	7.71	1.500																
29 Tommy Hunter, R ERA: 2.7	2.1		10	3	1	0	2	0	0	0	0	0	0	14	15	0.00	1.286																	
54 Daniel McCutchen, R ERA: 7.11	1.0		4	1	0	0	0	0	0	0	0	0	0	4	4	0.00	1.000																	

Batter	1	2	3	4	5	6	7	8	9	AB	R	H	RBI	BB	SO	LOB	TOP					
2 Ben Revere, L (1, 8) OBP: 0.359, SLG: 0.410	F7			G1-3						4	0	2	2	0	0	0	Philadelphia Phillies @ Atlanta Braves Champion Stadium, Lake Buena Vista, FL Mon Mar 18, 2013, 1:06 PM - 3:48 PM EDT Att: 7,782 - Partly Cloudy - 78 F					
4 Pete Orr, L (6, 9) OBP: 0.333, SLG: 0.867		1B			1B			1B		1	0	1	0	0	0	0						
28 Kevin Frandsen, R (1, 4) OBP: 0.327, SLG: 0.553	K			G5-3	G5-3			G6-4-3		5	0	1	0	0	1	3						
10 Michael Young, R (1, 5) OBP: 0.310, SLG: 0.389	G1-3	SF9			L9			F8		3	0	0	1	0	0	0						
13 Freddy Galvis, S (6, 5) OBP: 0.298, SLG: 0.527					G4-3					1	0	0	0	0	0	0						
6 Ryan Howard, L (1, 3) OBP: 0.344, SLG: 0.607										4	2	2	0	0	0	2						
15 John Mayberry Jr., R (6, 3) OBP: 0.304, SLG: 0.333					9 HR			G3-1		0	0	0	0	1	0	0						
9 Dornic Brown, L (1, 9) OBP: 0.471, SLG: 0.683				G4-3						4	2	3	2	0	0	0						
29 Aaron Cook, R (6, 1) OBP: 0.375, SLG: 0.300								FC6-4		0	0	0	0	0	0	0						
43 Ender Inciarte, L (9, PH) OBP: 0.375, SLG: 0.300					HR			25 1B		1	1	0	0	0	0	1						
18 Darin Ruf, R (1, 7) OBP: 0.309, SLG: 0.388										5	2	2	1	0	2	2						
25 Yuniesky Betancourt, R (1, 6) OBP: 0.453, SLG: 0.525										5	1	4	2	0	0	0						
12 Humberto Quintero, R (1, 2) OBP: 0.333, SLG: 0.278										5	1	2	2	0	0	2						
16 Rodrigo Lopez, R (1, 1) OBP: 0.358, SLG: 0.389										1	1	0	0	0	0	2						
89 Colton Murray, R (3, 1) OBP: 0.377, SLG: 0.551										0	0	0	0	0	0	0						
8 John Suomi, L (4, PH) OBP: 0.333, SLG: 0.278										0	0	0	0	0	0	1						
40 Michael Stutes, R (4, 1) OBP: 0.399, SLG: 0.566										0	0	0	0	0	0	0						
19 Laynce Nix, L (5, PH) OBP: 0.327, SLG: 0.527										0	0	0	0	0	0	1						
59 Antonio Bastardo, R (5, 1) OBP: 0.304, SLG: 0.333										0	0	0	0	0	0	0						
71 Jermaine Mitchell, L (8, 8) OBP: 0.471, SLG: 0.607										1	0	0	0	0	1	0						
Inning Stats	R: 0 E: 0 K: 1 S: 5	H: 0 LOB: 0 BB: 0 P: 6	R: 5 E: 1 K: 0 S: 10	H: 7 LOB: 2 BB: 0 P: 11	R: 0 E: 0 K: 1 S: 6	H: 1 LOB: 1 BB: 0 P: 6	R: 0 E: 0 K: 1 S: 5	H: 0 LOB: 0 BB: 0 P: 5	R: 4 E: 0 K: 1 S: 13	H: 6 LOB: 2 BB: 0 P: 14	R: 0 E: 0 K: 1 S: 6	H: 1 LOB: 1 BB: 0 P: 6	R: 0 E: 0 K: 0 S: 3	H: 0 LOB: 0 BB: 0 P: 5	R: 0 E: 0 K: 0 S: 3	H: 1 LOB: 1 BB: 1 P: 9	R: 1 E: 0 K: 0 S: 4	H: 1 LOB: 1 BB: 1 P: 9	1B: 13 2B: 3 3B: 0 HR: 1	SF: 1 SAC: 0 DP: 1 HBP: 0	WP: 1 PB: 1 SB: 0 CS: 0	PA: 44
PITCHER	IP WLS BF H R ER SO BB IBB HBP BLK WP HR S P ERA WHIP	5.0 W 29 14 9 9 4 0 0 0 0 0 1 1 39 42 16.20 2.800	1.0 4 1 0 0 1 0 0 0 0 0 0 0 6 6 0.00 1.000	1.0 3 0 0 0 1 0 0 0 0 0 0 0 5 5 0.00 0.000	1.0 3 1 0 0 0 0 0 0 0 0 0 0 3 3 0.00 1.000	1.0 5 1 1 0 0 1 0 0 0 0 0 0 4 9 0.00 2.000											ERA WHIP					

Batter	1	2	3	4	5	6	7	8	9	AB	R	H	RBI	BB	SO	LOB	BOTTOM					
1 Tyler Pastornicky, R (1, 6) OBP: 0.473, SLG: 0.604			F8							4	2	3	2	2	0	1	Philadelphia Phillies @ Atlanta Braves Champion Stadium, Lake Buena Vista, FL Mon Mar 18, 2013, 1:06 PM - 3:48 PM EDT Att: 7,782 - Partly Cloudy - 78 F					
22 Jason Heyward, L (1, 9) OBP: 0.288, SLG: 0.438										5	3	2	0	0	4							
74 Jordan Parraz, R (8, 9) OBP: 0.297, SLG: 0.457										1	0	0	0	0	1							
8 Justin Upton, R (1, 7) OBP: 0.358, SLG: 0.583										3	3	3	6	1	0	0						
34 Eric O'Flaherty, L (6, 1) OBP: 0.377, SLG: 0.551										0	0	0	0	0	0	0						
46 Craig Kimbrel, R (7, 1) OBP: 0.399, SLG: 0.566										0	0	0	0	0	0	0						
13 Jose Constanza, L (7, PH) OBP: 0.304, SLG: 0.333										1	0	0	0	0	0	1						
5 Freddie Freeman, L (1, 3) OBP: 0.356, SLG: 0.636										3	2	1	2	1	1	2						
23 Chris Johnson, R (7, PH) OBP: 0.340, SLG: 0.551										1	0	1	1	0	0	0						
2 B.J. Upton, R (1, 8) OBP: 0.389, SLG: 0.566										4	1	1	1	0	0	1						
53 Cory Gearrin, R (8, 1) OBP: 0.377, SLG: 0.551										0	0	0	0	0	0	0						
82 Andrew Russell, R (9, 1) OBP: 0.340, SLG: 0.551										0	0	0	0	0	0	0						
26 Dan Uggla, R (1, 4) OBP: 0.250, SLG: 0.236										4	0	0	0	0	2	3						
23 Blake DeWitt, L (8, 4) OBP: 0.278, SLG: 0.333										1	0	0	0	0	0	0						
25 Juan Francisco, L (1, 5) OBP: 0.377, SLG: 0.551										5	2	3	3	0	1	0						
Luis Nunez, R (6, PR) OBP: 0.500, SLG: 0.500										0	1	0	0	0	0	0						
20 Matt Paganzzi, R (1, 2) OBP: 0.455, SLG: 0.550										5	2	3	1	0	0	0						
54 Kris Medlen, S (1, 1) OBP: 0.400, SLG: 0.400										3	1	2	1	0	1	1						
7 Reed Johnson, R (6, 7) OBP: 0.209, SLG: 0.220										2	0	0	0	0	0	2						
Inning Stats	R: 6 E: 1 K: 1 S: 13	H: 7 LOB: 2 BB: 1 P: 17	R: 2 E: 0 K: 0 S: 4	H: 1 LOB: 1 BB: 1 P: 8	R: 3 E: 0 K: 0 S: 6	H: 3 LOB: 0 BB: 0 P: 7	R: 1 E: 0 K: 1 S: 8	H: 2 LOB: 1 BB: 0 P: 10	R: 2 E: 0 K: 2 S: 9	H: 2 LOB: 1 BB: 1 P: 13	R: 0 E: 0 K: 1 S: 5	H: 0 LOB: 0 BB: 0 P: 5	R: 1 E: 0 K: 0 S: 4	H: 1 LOB: 1 BB: 1 P: 9	R: 2 E: 0 K: 0 S: 6	H: 3 LOB: 1 BB: 0 P: 6	R: 2 E: 0 K: 0 S: 6	H: 3 LOB: 1 BB: 0 P: 6	1B: 12 2B: 2 3B: 1 HR: 4	SF: 1 SAC: 0 DP: 0 HBP: 0	WP: 0 PB: 1 SB: 0 CS: 0	PA: 47
PITCHER	IP WLS BF H R ER SO BB IBB HBP BLK WP HR S P ERA WHIP	2.0 L 16 8 8 7 1 2 0 0 0 0 0 1 6 7 27.00 3.000	1.0 6 3 3 3 0 0 0 0 0 0 0 1 6 7 27.00 3.000	1.0 5 2 1 1 1 0 0 0 0 0 0 1 8 10 9.00 2.000	1.0 6 2 2 2 2 1 0 0 0 0 0 0 9 13 18.00 3.000	3.0 14 4 3 2 1 1 0 0 0 0 0 0 15 20 6.00 1.667											ERA WHIP					




Batter	1	2	3	4	5	6	7	8	9	AB	R	H	RBI	BB	SO	LOB	TOP										
11 Brett Gardner, L (1, 8) OBP: 0.396, SLG: 0.372 63 Melky Mesa, R (7, 8) OBP: 0.255, SLG: 0.395	F8			E1 31 2B		K			K	3	1	1	0	0	1	0	New York Yankees @ Philadelphia Phillies Bright House Field, Clearwater, FL Tue Mar 19 2013, 1:08 PM - 3:43 PM EDT Att: 10,074 - Sunny - 80 F livebaseballscorecards.com										
85 Gil Velazquez, R (1, 6) OBP: 0.440, SLG: 0.333 93 Walter Ibarra, S (7, 6)	P4			G6-3		F8			K	3	0	0	0	0	0	1											
31 Ichiro Suzuki, L (1, 7) OBP: 0.447, SLG: 0.471 40 Ben Francisco, R (7, 7) OBP: 0.429, SLG: 0.567	P2			2B					F9	3	0	1	1	0	0	0											
36 Kevin Youkilis, R (1, 3) OBP: 0.313, SLG: 0.793 12 Dan Johnson, L (7, 3) OBP: 0.270, SLG: 0.069	F8			K					P3	3	0	0	0	0	1	1											
33 Travis Hafner, L (1, 10) OBP: 0.235, SLG: 0.276	P5			K					K	3	0	0	0	0	2	1											
22 Brennan Boesch, L (1, 9) OBP: 0.250, SLG: 0.240 60 Thomas Neal, R (8, 9) OBP: 0.343, SLG: 0.419	G1-3					G4-3			F9	3	0	0	0	0	0	0											
19 Chris Stewart, R (1, 2) OBP: 0.258, SLG: 0.345 45 Bobby Wilson, R (8, 2) OBP: 0.200, SLG: 0.158				E5 95 SH1 L1-5		P4			F7	3	0	0	0	0	0	0											
95 Ronnier Mustelier, R (1, 5) OBP: 0.333, SLG: 0.444 96 Addison Maruszak, R (8, 5) OBP: 0.167, SLG: 0.292				SH1		G5-3			F8	2	0	0	0	0	0	0											
Corban Joseph, L (1, 4) OBP: 0.278, SLG: 0.219 97 José Pirela, R (7, 4) OBP: 0.333, SLG: 0.533				L1-5					F7	2	0	0	0	0	0	1											
									L5	1	0	0	0	0	0	0											
Inning Stats	R: 0 E: 0 K: 0 S: 3	H: 0 LOB: 0 BB: 0 P: 3	R: 0 E: 0 K: 0 S: 3	H: 0 LOB: 0 BB: 0 P: 3	R: 0 E: 1 K: 0 S: 3	H: 0 LOB: 0 BB: 0 P: 3	R: 1 E: 1 K: 2 S: 9	H: 2 LOB: 1 BB: 0 P: 9	R: 0 E: 0 K: 0 S: 5	H: 0 LOB: 0 BB: 0 P: 5	R: 0 E: 0 K: 1 S: 5	H: 0 LOB: 0 BB: 0 P: 5	R: 0 E: 0 K: 0 S: 3	H: 0 LOB: 1 BB: 1 P: 10	1B: 1 2B: 2 3B: 0 HR: 0	SF: 0 SAC: 1 DP: 1 HBP: 0		WP: 0 PB: 0 SB: 0 CS: 0	PA: 30								
PITCHER	IP	WLS	BF	H	R	ER	SO	BB	IBB	HBP	BLK	WP	HR	S	P	ERA		WHIP									
38 Kyle Kendrick, R (1, 1) ERA: 5.14	6.0	W	20	2	1	0	3	0	0	0	0	0	0	26	26	0.00	0.333										
37 Mike Adams, R (7, 1) ERA: 15.43	1.0	H	3	0	0	0	0	0	0	0	0	0	0	5	5	0.00	0.000										
58 Jonathan Papelbon, R (8, 1) ERA: 15.43	1.0	H	3	0	0	0	0	0	0	0	0	0	0	3	3	0.00	0.000										
45 Chad Durbin, R (9, 1) ERA: 4.0	1.0	S	4	0	0	0	1	1	0	0	0	0	0	5	10	0.00	1.000										

Batter	1	2	3	4	5	6	7	8	9	AB	R	H	RBI	BB	SO	LOB	BOTTOM										
11 Jimmy Rollins, S (1, 6) OBP: 0.471, SLG: 0.333 28 Kevin Frandsen, R (7, 5) OBP: 0.320, SLG: 0.542				K					E5	2	0	1	0	2	1	1	New York Yankees @ Philadelphia Phillies Bright House Field, Clearwater, FL Tue Mar 19 2013, 1:08 PM - 3:43 PM EDT Att: 10,074 - Sunny - 80 F livebaseballscorecards.com										
10 Michael Young, R (1, 5) OBP: 0.306, SLG: 0.379 4 Pete Orr, L (7, 4) OBP: 0.313, SLG: 0.813									F7	4	0	1	1	0	1	4											
26 Chase Utley, L (1, 4) OBP: 0.350, SLG: 0.341 37 Mike Adams, R (7, 1) OBP: 0.304, SLG: 0.333									F9	1	0	0	0	0	1	1											
15 John Mayberry Jr., R (8, 3) OBP: 0.304, SLG: 0.333									K	4	0	2	0	0	1	3											
6 Ryan Howard, L (1, 3) OBP: 0.338, SLG: 0.633 43 Ender Inciarte, L (8, 9) OBP: 0.375, SLG: 0.390										0	0	0	0	0	0	0											
9 Domonic Brown, L (1, 7) OBP: 0.465, SLG: 0.714 13 Freddy Galvis, S (7, 6) OBP: 0.293, SLG: 0.518									G3-1	4	1	1	1	0	0	4											
19 Laynce Nix, L (1, 9) OBP: 0.273, SLG: 0.333 58 Jonathan Papelbon, R (8, 1) ERA: 15.43 45 Chad Durbin, R (9, 1) ERA: 4.0										0	0	0	0	0	0	0											
71 Jermaine Mitchell, L (1, 8) OBP: 0.391, SLG: 0.714										4	1	1	1	0	0	4											
39 Steven Lerud, L (1, 2) OBP: 0.353, SLG: 0.500										0	0	0	0	0	0	0											
38 Kyle Kendrick, R (1, 1) OBP: 0.500, SLG: 0.500 18 Darin Ruf, R (6, PH) OBP: 0.298, SLG: 0.373										3	1	1	1	1	0	1											
										2	0	1	0	0	1	1											
Inning Stats	R: 0 E: 0 K: 1 S: 6	H: 1 LOB: 1 BB: 0 P: 6	R: 0 E: 0 K: 0 S: 4	H: 1 LOB: 1 BB: 0 P: 4	R: 0 E: 0 K: 1 S: 7	H: 2 LOB: 2 BB: 0 P: 7	R: 2 E: 0 K: 1 S: 10	H: 3 LOB: 2 BB: 1 P: 15	R: 0 E: 0 K: 2 S: 8	H: 1 LOB: 1 BB: 0 P: 8	R: 1 E: 0 K: 1 S: 7	H: 1 LOB: 2 BB: 2 P: 14	R: 1 E: 0 K: 1 S: 7	H: 1 LOB: 0 BB: 0 P: 8	R: 0 E: 1 K: 2 S: 8	H: 0 LOB: 1 BB: 0 P: 8		1B: 6 2B: 2 3B: 0 HR: 2	SF: 0 SAC: 0 DP: 0 HBP: 0	WP: 1 PB: 0 SB: 0 CS: 0	PA: 38						
PITCHER	IP	WLS	BF	H	R	ER	SO	BB	IBB	HBP	BLK	WP	HR	S	P	ERA	WHIP										
43 Adam Warren, R (1, 1) ERA: 9.64	3.2	L	19	7	2	2	2	1	0	0	0	0	0	3	3	0.00	0.000										
62 Joba Chamberlain, R (4, 1) ERA: 4.26	0.1		1	0	0	0	1	0	0	0	0	0	0	8	8	0.00	1.000										
48 Boone Logan, L (5, 1) ERA: 4.26	1.0		4	1	0	0	2	0	0	0	0	0	0	8	8	0.00	1.000										
27 Shawn Kelley, R (6, 1) ERA: 5.4	0.2		5	1	1	1	1	2	0	0	0	1	0	5	13	13.50	4.500										
53 Josh Spence, L (6, 1) ERA: 1.28	1.1		5	1	1	1	1	0	0	0	0	0	1	8	9	6.75	0.750										
PITCHER	IP	WLS	BF	H	R	ER	SO	BB	IBB	HBP	BLK	WP	HR	S	P	ERA	WHIP										
34 David Aardsma, R (8, 1) ERA: 3.6	1.0		4	0	0	0	2	0	0	0	0	0	0	8	8	0.00	0.000										

Batter	1	2	3	4	5	6	7	8	9	AB	R	H	RBI	BB	SO	LOB	TOP																
2 Ben Revere, L (1, 8) OBP: 0.343, SLG: 0.391 43 Ender Inciarte, L (7, 8) OBP: 0.360, SLG: 0.286	G4-3		G6-3		B1-3			P5		3	0	0	0	0	0	0	Philadelphia Phillies @ Boston Red Sox JetBlue Park, Ft. Myers, FL Thu Mar 21 2013, 7:08 PM - 9:37 PM EDT Att: 9,779 - Clear - 71 F																
4 Pete Orr, L (1, 9) OBP: 0.300, SLG: 0.700	11 2B 10 G4-3 1B		B5-3			0-3 K		K		4	1	1	0	0	2	1																	
11 Jimmy Rollins, S (1, 6) OBP: 0.440, SLG: 0.400 25 Yunesky Betancourt, R (6, 6) OBP: 0.444, SLG: 0.512	10 G4-3 1-3 2B		G3-1			0-3 K		G6-3		3	0	1	0	0	1	0																	
10 Michael Young, R (1, 5) OBP: 0.292, SLG: 0.361 40 Michael Stutes, R (7, 1) 46 Mike Nesseth, R (7, 1) 47 Jeremy Horst, L (8, 1) 71 Jermaine Mitchell, L (9, PH) OBP: 0.375, SLG: 0.682	G4-3			G6-3			F9		K	3	0	0	1	0	0	1																	
19 Lavnce Nix, L (1, 7) OBP: 0.283, SLG: 0.364 18 Darin Ruf, R (6, 7) OBP: 0.305, SLG: 0.396	G4-3			2B			F9		2B	2	0	1	0	0	0	1																	
Carlos Ruiz, R (1, 2) OBP: 0.346, SLG: 0.381 39 Steven Lerud, L (9, PR) OBP: 0.353, SLG: 0.500		G4-3		G6-3			F9		HBP	3	0	0	0	0	0	0																	
15 John Mayberry Jr., R (1, 3) OBP: 0.283, SLG: 0.359		G6-3		F8			P4		P5	4	0	0	0	0	0	3																	
13 Freddy Galvis, S (1, 4) OBP: 0.311, SLG: 0.559					G6-3				28 BLK 1B	3	0	2	0	0	0	0																	
35 Cole Hamels, L (1, 1) 28 Kevin Frandsen, R (7, 5) OBP: 0.314, SLG: 0.531					G6-3				K	2	0	0	0	0	1	1																	
Inning Stats	R: 1 E: 0 K: 0 S: 5	H: 2 LOB: 1 BB: 0 P: 6	R: 0 E: 0 K: 1 S: 6	H: 1 LOB: 1 BB: 0 P: 6	R: 0 E: 0 K: 0 S: 3	H: 0 LOB: 0 BB: 0 P: 3	R: 0 E: 0 K: 0 S: 4	H: 1 LOB: 1 BB: 0 P: 4	R: 0 E: 0 K: 0 S: 3	H: 0 LOB: 0 BB: 0 P: 3	R: 0 E: 0 K: 2 S: 7	H: 0 LOB: 0 BB: 0 P: 7	R: 0 E: 0 K: 0 S: 3	H: 0 LOB: 1 BB: 0 P: 3	R: 0 E: 0 K: 2 S: 8	H: 1 LOB: 1 BB: 0 P: 8	R: 0 E: 0 K: 1 S: 6	H: 1 LOB: 2 BB: 0 P: 7	1B: 2 2B: 3 3B: 1 HR: 0	SF: 0 SAC: 0 DP: 0 HBP: 1	WP: 0 PB: 0 SB: 1 CS: 0	PA: 34											
PITCHER	IP WLS BF H R ER SO BB IBB HBP BLK WP HR S P ERA WHIP																																
41 John Lackey, R (1, 1) ERA: 5.4	5.0	19	4	1	1	1	0	0	0	0	0	0	0	0	21	22	1.80	0.800															
30 Andrew Miller, L (6, 1) ERA: 2.45	0.2	2	0	0	0	2	0	0	0	0	0	0	0	0	6	6	0.00	0.000															
52 Joel Hanrahan, R (6, 1) ERA: 8.53	0.1	1	0	0	0	0	0	0	0	0	0	0	0	1	1	0.00	0.000																
40 Andrew Bailey, R (7, 1) ERA: 3.52	1.0	W 3	0	0	0	0	0	0	0	0	0	0	0	3	3	0.00	0.000																
19 Koji Uehara, R (8, 1) ERA:	1.0	4	1	0	0	2	0	0	0	1	0	0	0	8	8	0.00	1.000																


Batter	1	2	3	4	5	6	7	8	9	AB	R	H	RBI	BB	SO	LOB	BOTTOM																
2 Jacoby Ellsbury, L (1, 8) OBP: 0.326, SLG: 0.300 84 Ronald Barmez, R (8, 8) OBP: 0.667, SLG: 0.667	L4		G4-3							3	1	0	0	1	1	1	Philadelphia Phillies @ Boston Red Sox JetBlue Park, Ft. Myers, FL Thu Mar 21 2013, 7:08 PM - 9:37 PM EDT Att: 9,779 - Clear - 71 F																
18 Shane Victorino, S (1, 9) OBP: 0.300, SLG: 0.360 Dan Butler, R (8, 2) OBP: 0.400, SLG: 0.400	P4		G6-3			SAFE CS				4	1	1	3	0	1	0																	
15 Dustin Pedroia, R (1, 4) OBP: 0.435, SLG: 0.462 19 Ryan Dent, R (7, PR) OBP: 0.308, SLG: 0.182										2	0	2	1	2	0	0																	
12 Mike Napoli, R (1, 3) OBP: 0.323, SLG: 0.536 35 Lyle Overbay, L (7, PH) OBP: 0.350, SLG: 0.394										3	0	0	0	0	1	3																	
16 Will Middlebrooks, R (1, 5) OBP: 0.368, SLG: 0.571 25 Ryan Sweeney, L (8, 9) OBP: 0.326, SLG: 0.268										3	1	1	0	0	0	0																	
5 Jonny Gomes, R (1, 7) OBP: 0.316, SLG: 0.432 76 Jonathan Diaz, R (8, 5) OBP: 0.357, SLG: 0.333										3	0	1	0	0	1	0																	
39 Jarrod Saltalamacchia, S (1, 2) OBP: 0.389, SLG: 0.629 92 Matty Johnson, S (7, PR) OBP: 0.357, SLG: 0.333										2	0	0	0	1	1	2																	
29 Daniel Nava, S (1, 10) OBP: 0.429, SLG: 0.350										1	1	0	1	1	0	0																	
10 Jose Iglesias, R (1, 6) OBP: 0.255, SLG: 0.408 43 Garin Cecchini, L (9, 5)										3	1	1	1	0	0	2																	
										0	0	0	0	0	0	0																	
Inning Stats	R: 0 E: 0 K: 0 S: 3	H: 0 LOB: 1 BB: 1 P: 7	R: 1 E: 0 K: 0 S: 5	H: 2 LOB: 1 BB: 0 P: 5	R: 0 E: 0 K: 1 S: 6	H: 1 LOB: 1 BB: 0 P: 6	R: 0 E: 0 K: 2 S: 7	H: 0 LOB: 0 BB: 0 P: 7	R: 0 E: 0 K: 1 S: 5	H: 1 LOB: 0 BB: 0 P: 5	R: 0 E: 0 K: 1 S: 4	H: 0 LOB: 1 BB: 1 P: 8	R: 0 E: 0 K: 1 S: 8	H: 2 LOB: 1 BB: 3 P: 20	R: 0 E: 0 K: 0 S: 3	H: 1 LOB: 0 BB: 0 P: 3	1B: 4 2B: 2 3B: 1 HR: 0	SF: 1 SAC: 0 DP: 2 HBP: 0	WP: 1 PB: 0 SB: 0 CS: 1	PA: 35													
PITCHER	IP WLS BF H R ER SO BB IBB HBP BLK WP HR S P ERA WHIP																																
35 Cole Hamels, L (1, 1) ERA: 1.13	6.0	22	4	1	1	5	2	0	0	0	0	0	0	0	30	38	1.50	1.000															
40 Michael Stutes, R (7, 1) ERA: 9.35	0.2	L 7	1	5	5	0	3	0	0	0	1	0	4	16	67.50	6.000																	
46 Mike Nesseth, R (7, 1) ERA:	0.1	2	1	0	0	1	0	0	0	0	0	0	4	4	0.00	3.000																	
47 Jeremy Horst, L (8, 1) ERA: 6.35	1.0	3	1	0	0	0	0	0	0	0	0	0	3	3	0.00	1.000																	

Batter	1	2	3	4	5	6	7	8	9	AB	R	H	RBI	BB	SO	LOB	TOP																
2 Jacoby Ellsbury, L (1, 8) OBP: 0.340, SLG: 0.341 Bryce Brentz, R (2, PH) OBP: 0.444, SLG: 0.875 (2, 9)	0-0 CI 15 CS	0-3 K2-3	0-3 SAFE	0-3 K	0-0 SAFE	0-0 G6-3			0-0 E8 26 1B 1-3	0 0 0 0 0 0 0	4	0	1	0	0	2 3																	
18 Shane Victorino, S (1, 9) OBP: 0.289, SLG: 0.313 (2, 8)	0-0 P5		0-0 12 1B 16 1B E	0-0 P3			4-0 BB 15 G4-6-3		0-0 1B 26 L5-3	3 1 1 0 1 0 1	1	0	1	1	0	0 0																	
15 Dustin Pedroia, R (1, 4) OBP: 0.389, SLG: 0.494 26 Brock Holt, L (7, 4) OBP: 0.245, SLG: 0.260	0-3 K		0-0 12 1B 16 E		0-0 F9		0-0 G4-6-3		0-0 L5-3	4 1 1 0 0 1 2	1	0	0	0	0 2																		
12 Mike Napoli, R (1, 3) OBP: 0.359, SLG: 0.514 50 Mauro Gomez, R (7, PR) OBP: 0.245, SLG: 0.295 (7, 3)		0-3 K	0-0 16 E 74 SF8	0-0 16 2B	0-0 16 2B		0-0 1B		0-3 K	4 1 3 0 0 1 0	1	0	0	0	1 1																		
16 Will Middlebrooks, R (1, 5) OBP: 0.370, SLG: 0.605 44 Drew Sutton, S (7, 5) OBP: 0.381, SLG: 0.285		0-0 74 HR 5 HBP 1B	0-0 20 FC5-4	0-0 1-3 2H 3H	0-0 2B		0-0 F8			4 1 2 1 0 0 2	0	0	0	0	0 0																		
5 Jonny Gomes, R (1, 10) OBP: 0.304, SLG: 0.372	1-0 74 HR HBP	0-3 K	0-3 K	0-3 K	0-3 K			0-0 F7		3 1 0 0 0 2 4																							
74 Jackie Bradley Jr., L (1, 7) OBP: 0.509, SLG: 0.615	2-1 1H 2H	0-0 HR	0-0 SF8	0-3 K	0-3 K			0-3 K		3 1 1 4 0 2 2							AB 36 R 7 H 14 RBI 6 BB 1 SO 9 LOB 18																
20 Ryan Lavarnway, R (1, 2) OBP: 0.188, SLG: 0.159 Dan Butler, R (8, 2) OBP: 0.400, SLG: 0.400	0-0 G5-3	0-0 FC5-4	0-0 FC5-4		0-0 G1-3			0-0 G5-3		4 0 0 0 0 0 1	0	0	0	0	0 0																		
10 Jose Iglesias, R (1, 6) OBP: 0.298, SLG: 0.455 72 Xander Bogaerts, R (7, 6) OBP: 0.429, SLG: 0.333	0-0 2B			0-0 CS	0-0 1B			0-0 E 26 1B	1B	3 0 3 0 0 0 0	1	1	1	0	0 0																		
Inning Stats	R: 0 E: 1 K: 1 S: 4	H: 0 LOB: 1 BB: 0 P: 4	R: 3 E: 0 K: 2 S: 11	H: 3 LOB: 1 BB: 0 P: 14	R: 3 E: 1 K: 1 S: 9	H: 3 LOB: 1 BB: 0 P: 9	R: 0 E: 0 K: 1 S: 5	H: 1 LOB: 0 BB: 0 P: 5	R: 0 E: 0 K: 2 S: 9	H: 2 LOB: 2 BB: 0 P: 9	R: 0 E: 0 K: 0 S: 3	H: 1 LOB: 1 BB: 1 P: 3	R: 0 E: 0 K: 1 S: 5	H: 0 LOB: 0 BB: 0 P: 5	R: 1 E: 1 K: 1 S: 7	H: 3 LOB: 1 BB: 0 P: 7	1B: 11 2B: 4 3B: 0 HR: 1	SF: 1 SAC: 0 DP: 4 HBP: 1	WP: 0 PB: 0 SB: 0 CS: 2	PA: 40													
PITCHER	IP WLS BF H R ER SO BB IBB HBP BLK WP HR S P ERA WHIP																																
33 Cliff Lee, L (1, 1) ERA: 5.94	5.1	26	9	6	4	7	0	0	1	0	0	0	1	39	42	6.75	1.688																
58 Jonathan Papelbon, R (6, 1) ERA: 11.37	0.2	2	1	0	0	0	0	0	0	0	0	0	0	2	2	0.00	1.500																
40 Michael Stutes, R (7, 1) ERA: 8.1	1.1	5	1	0	0	0	1	0	0	0	0	0	0	4	8	0.00	1.500																
47 Jeremy Horst, L (8, 1) ERA: 5.54	1.2	L 7	3	1	0	2	0	0	0	0	0	0	0	11	11	0.00	1.800																

Boston Red Sox @ Philadelphia Phillies
Bright House Field, Clearwater, FL
Sun Mar 24 2013, 1:09 PM - 3:58 PM EDT
Att: 11,076 - Cloudy - 80 F

livebaseballscorecards.com



Batter	1	2	3	4	5	6	7	8	9	AB	R	H	RBI	BB	SO	LOB	BOTTOM																
2 Ben Revere, L (1, 8) OBP: 0.360, SLG: 0.394 47 Jeremy Horst, L (8, 1)	4-0 BB		0-0 26 1B 2H		0-0 E4 26 1B		0-0 F7		0-0 F8	3 2 2 1 1 0 0	0	0	0	0	0 0																		
11 Jimmy Rollins, S (1, 6) OBP: 0.464, SLG: 0.429 13 Freddy Galvis, S (9, 6) OBP: 0.303, SLG: 0.547	1-0 F9		4-0 26 1B		0-3 K			4-0 26 HR BB		2 1 0 0 2 1 2	0	0	0	0	0 0																		
26 Chase Utley, L (1, 4) OBP: 0.400, SLG: 0.545 4 Pete Orr, L (9, 4) OBP: 0.286, SLG: 0.667	0-3 K		0-0 1-3 2H		1-0 2H			0-2 HR		4 1 3 4 0 1 0	0	0	0	0	0 0																		
6 Ryan Howard, L (1, 3) OBP: 0.364, SLG: 0.700 Yunesky Betancourt, R (9, 5) OBP: 0.451, SLG: 0.574		0-0 F8	0-0 P5		1-3 K			3-1 HR		4 1 1 1 0 1 3	0	0	0	0	0 0																		
10 Michael Young, R (1, 5) OBP: 0.319, SLG: 0.364 28 Kevin Frandsen, R (7, 5) OBP: 0.296, SLG: 0.500		0-0 G6-3		0-0 G6-3		4-0 BB		0-0 G5-3		2 0 0 0 1 0 0	1	0	0	0	0 0																		
9 Dornic Brown, L (1, 9) OBP: 0.429, SLG: 0.671 22 Derrick Mitchell, R (9, 9)		0-0 F7		0-0 F8		0-0 G6-4-3		0-3 K		4 0 0 0 0 1 1	0	0	0	0	0 0																		
19 Laynce Nix, L (1, 7) OBP: 0.241, SLG: 0.308 40 Michael Stutes, R (7, 1) 43 Ender Inciarte, L (8, 8) OBP: 0.370, SLG: 0.304			0-0 G6-3	0-0 E7 12 FC6-4		0-0 G6-3		0-0 F7		3 0 0 0 0 0 0	0	0	0	0	0 0		AB 32 R 6 H 7 RBI 6 BB 4 SO 6 LOB 7																
12 Humberto Quintero, R (1, 2) OBP: 0.308, SLG: 0.261			0-0 33 SH5-4 2 1B	0-0 FC6-4				0-0 G6-3		4 1 1 0 0 0 1																							
33 Cliff Lee, L (1, 1) 58 Jonathan Papelbon, R (6, 1) 15 John Mayberry Jr., R (7, 7) OBP: 0.285, SLG: 0.286			0-0 SH5-4		0-3 K			0-3 K		1 0 0 0 0 1 0	0	0	0	0	0 0																		
Inning Stats	R: 0 E: 0 K: 1 S: 4	H: 0 LOB: 0 BB: 1 P: 9	R: 0 E: 0 K: 0 S: 3	H: 0 LOB: 0 BB: 0 P: 3	R: 2 E: 0 K: 0 S: 6	H: 3 LOB: 1 BB: 1 P: 10	R: 0 E: 1 K: 0 S: 4	H: 0 LOB: 1 BB: 0 P: 4	R: 1 E: 1 K: 3 S: 11	H: 2 LOB: 1 BB: 0 P: 13	R: 0 E: 0 K: 0 S: 2	H: 0 LOB: 0 BB: 1 P: 6	R: 0 E: 0 K: 1 S: 5	H: 0 LOB: 0 BB: 0 P: 5	R: 3 E: 0 K: 1 S: 10	H: 2 LOB: 0 BB: 1 P: 17	R: 0 E: 0 K: 0 S: 3	H: 0 LOB: 0 BB: 0 P: 3	1B: 5 2B: 0 3B: 0 HR: 2	SF: 0 SAC: 1 DP: 1 HBP: 0	WP: 0 PB: 1 SB: 1 CS: 1	PA: 37											
PITCHER	IP WLS BF H R ER SO BB IBB HBP BLK WP HR S P ERA WHIP																																
95 Brandon Workman, R (1, 1) ERA: 6.0	3.0	13	3	2	2	1	0	0	0	0	0	0	0	4	4	0.00	0.000																
40 Andrew Bailey, R (4, 1) ERA: 3.12	1.0	4	0	0	0	0	0	0	0	0	0	0	0	4	4	0.00	0.000																
51 Daniel Bard, R (5, 1) ERA: 3.86	1.0	5	2	1	0	3	0	0	0	0	0	0	0	11	13	0.00	2.000																
55 Sean Henn, L (6, 1) ERA	1.0	H 3	0	0	0	0	1	0	0	0	0	0	0	2	6	0.00	1.000																
88 Noe Ramirez, R (7, 1) ERA: 20.25	1.1	B 7	2	3	3	1	1	0	0	0	0	2	11	18	20.25	2.250																	

Boston Red Sox @ Philadelphia Phillies
Bright House Field, Clearwater, FL
Sun Mar 24 2013, 1:09 PM - 3:58 PM EDT
Att: 11,076 - Cloudy - 80 F

livebaseballscorecards.com



Batter	1	2	3	4	5	6	7	8	9	AB	R	H	RBI	BB	SO	LOB	TOP										
11 Jimmy Rollins, S OBP: 0.452, SLG: 0.417 13 Freddy Galvis, S OBP: 0.309, SLG: 0.545										3	0	1	0	0	1	0	Philadelphia Phillies @ Toronto Blue Jays Florida Auto Exchange Stadium, Dunedin, FL Mon Mar 25 2013, 1:07 PM - 3:38 PM EDT Att.: 5,519 - Sunny - 64 F										
2 Ben Revere, L OBP: 0.372, SLG: 0.397 50 Leandro Castro, R OBP: 0.255, SLG: 0.308										2	0	1	0	1	1	2											
26 Chase Utley, L OBP: 0.377, SLG: 0.508										4	0	0	0	0	1	2											
6 Ryan Howard, L OBP: 0.363, SLG: 0.685 19 Laynce Nix, L OBP: 0.255, SLG: 0.308										3	0	1	0	0	0	0											
10 Michael Young, R OBP: 0.307, SLG: 0.348 4 Pete Orr, L OBP: 0.318, SLG: 0.682										3	0	0	0	0	1	2											
9 Dornic Brown, L OBP: 0.414, SLG: 0.646 Steve Susdorf, L OBP: 1.000, SLG: 1.000										3	0	0	0	0	3	0											
15 John Mayberry Jr., R OBP: 0.250, SLG: 0.269										4	0	0	0	0	2	2											
28 Kevin Frandsen, R OBP: 0.310, SLG: 0.518										4	1	2	1	0	1	0											
31 Erik Kratz, R OBP: 0.289, SLG: 0.568										4	0	1	2	0	2	1											
Inning Stats	R: 0 E: 0 K: 2 S: 9	H: 2 LOB: 2 BB: 0 P: 10	R: 0 E: 0 K: 1 S: 5	H: 0 LOB: 0 BB: 0 P: 5	R: 0 E: 0 K: 1 S: 5	H: 0 LOB: 1 BB: 1 P: 10	R: 0 E: 0 K: 1 S: 5	H: 0 LOB: 0 BB: 0 P: 5	R: 0 E: 0 K: 3 S: 9	H: 2 LOB: 2 BB: 0 P: 9	R: 0 E: 0 K: 3 S: 9	H: 0 LOB: 0 BB: 0 P: 9	R: 0 E: 0 K: 1 S: 5	H: 0 LOB: 0 BB: 0 P: 5	R: 0 E: 0 K: 1 S: 5	H: 0 LOB: 0 BB: 0 P: 5		R: 4 E: 0 K: 1 S: 10	H: 5 LOB: 2 BB: 0 P: 13	1B: 8 2B: 1 3B: 0 HR: 0	SF: 0 SAC: 0 DP: 0 HBP: 1	WP: 0 PB: 1 SB: 1 CS: 0	PA: 38				
PITCHER	IP	WLS	BF	H	R	ER	SO	BB	IBB	HBP	BLK	WP	HR	S	P	ERA	WHIP										
55 Josh Johnson, R ERA: 1.13	5.1	W	21	4	0	0	8	1	0	0	0	0	0	36	42	0.00	0.938										
38 Darren Oliver, L ERA:	0.2		2	0	0	0	0	0	0	0	0	0	0	2	2	0.00	0.000										
44 Casey Janssen, R ERA:	1.0		3	0	0	0	3	0	0	0	0	0	0	9	9	0.00	0.000										
27 Brett Cecil, L ERA: 7.04	1.2		10	4	4	4	2	0	0	1	0	0	0	13	16	21.60	2.400										
37 Neil Wagner, R ERA: 4.29	0.1		2	1	0	0	0	0	0	0	0	0	0	2	2	0.00	3.000										

Batter	1	2	3	4	5	6	7	8	9	AB	R	H	RBI	BB	SO	LOB	BOTTOM										
7 José Reyes, S OBP: 0.538, SLG: 0.739 82 Peter Mooney, L										4	1	2	3	0	0	2	Philadelphia Phillies @ Toronto Blue Jays Florida Auto Exchange Stadium, Dunedin, FL Mon Mar 25 2013, 1:07 PM - 3:38 PM EDT Att.: 5,519 - Sunny - 64 F										
53 Melky Cabrera, S OBP: 0.404, SLG: 0.673 90 Brad Glenn, R										4	2	2	2	0	0	2											
19 José Bautista, R OBP: 0.373, SLG: 0.640 85 Kevin Pillar, R OBP: 0.111, SLG: 0.111										3	2	1	0	0	0	0											
9 J.P. Arencibia, R OBP: 0.514, SLG: 0.970 15 Mike Nickas, R OBP: 0.299, SLG: 0.295										4	3	3	5	0	0	0											
26 Adam Lind, L OBP: 0.407, SLG: 0.460 72 Adam Loewen, L OBP: 0.200, SLG: 0.077										4	1	1	0	0	1	1											
16 Mark DeRosa, R OBP: 0.535, SLG: 0.757 3 Maicer Izturis, S OBP: 0.308, SLG: 0.298										3	1	2	1	0	0	0											
28 Colby Rasmus, L OBP: 0.375, SLG: 0.250 67 Eugenio Velez, S OBP: 0.321, SLG: 0.462										3	2	1	1	1	1	2											
11 Rajai Davis, R OBP: 0.267, SLG: 0.500 22 Henry Blanco, R OBP: 0.345, SLG: 0.462										3	1	2	1	0	0	1											
1 Emilio Bonifacio, S OBP: 0.339, SLG: 0.500										4	0	1	0	0	3	5											
Inning Stats	R: 0 E: 0 K: 0 S: 3	H: 0 LOB: 0 BB: 0 P: 3	R: 8 E: 0 K: 1 S: 12	H: 6 LOB: 0 BB: 1 P: 18	R: 1 E: 0 K: 0 S: 6	H: 3 LOB: 2 BB: 0 P: 6	R: 3 E: 0 K: 1 S: 10	H: 5 LOB: 2 BB: 0 P: 10	R: 1 E: 0 K: 1 S: 7	H: 1 LOB: 0 BB: 0 P: 10	R: 0 E: 0 K: 3 S: 9	H: 0 LOB: 1 BB: 1 P: 13	R: 0 E: 0 K: 0 S: 3	H: 0 LOB: 0 BB: 0 P: 3	R: 0 E: 0 K: 0 S: 3	H: 0 LOB: 0 BB: 0 P: 3		R: 0 E: 0 K: 0 S: 3	H: 0 LOB: 0 BB: 0 P: 3	1B: 8 2B: 3 3B: 1 HR: 3	SF: 0 SAC: 0 DP: 0 HBP: 1	WP: 0 PB: 0 SB: 0 CS: 0	PA: 42				
PITCHER	IP	WLS	BF	H	R	ER	SO	BB	IBB	HBP	BLK	WP	HR	S	P	ERA	WHIP										
27 John Lannan, L ERA: 8.5	4.0	L	28	14	12	12	2	1	0	1	0	0	0	31	37	27.00	3.750										
60 Zach Miner, R ERA: 9.0	1.0		4	1	1	1	1	0	0	0	0	0	1	7	10	9.00	1.000										
37 Mike Adams, R ERA: 1.29	1.0		4	0	0	0	3	1	0	0	0	0	0	9	13	0.00	1.000										
48 Phillippe Aumont, R ERA: 2.84	1.0		3	0	0	0	0	0	0	0	0	0	0	3	3	0.00	0.000										
75 Kyle Simon, R ERA: 4.5	1.0		3	0	0	0	0	0	0	0	0	0	0	3	3	0.00	0.000										

AB	36
R	4
H	9
RBI	4
BB	1
SO	13
LOB	11





WP	0	PA	38
PB	1	SB	1
CS	0	CS	0

AB	39
R	13
H	15
RBI	13
BB	2
SO	6
LOB	14



WP	0	PA	42
PB	0	SB	0
CS	0	CS	0

Batter	1	2	3	4	5	6	7	8	9	AB R H RBI BB SO LOB	TOP									
2 Ben Revere, L (1,8) 22 Derrick Mitchell, R (7,7)	E6 28 G3 10 SF9 28 E		G4-3 10 28 S 1B	G1-3			G6-3 10 12 S 1-3 BLK 1B		K 0-3 1	4 2 2 0 0 0 2 1 0 0 0 0 1 0	<p>Philadelphia Phillies @ Detroit Tigers</p> <p>Joker Marchant Stadium, Lakeland, FL</p> <p>Wed Mar 27 2013, 1:08 PM - 4:03 PM EDT</p> <p>Att: 7,899 - Sunny - 56 F</p> <p>livebaseballscores.com</p> <p>AB 35 R 4 H 8 RBI 3 BB 3 SO 10 LOB 20</p> 									
28 Kevin Frandsen, R (1,5) 12 Troy Hanzawa, R (3,4)	G3 SAFE 1-3		HBP 10 G4-3 1-2	G1-3			K 0-3 1-2	K 0-0 4 G3 1B	1 0 0 0 0 0 1 3 0 1 0 0 1 2											
10 Michael Young, R (1,10) 4 Tyler Henson, R (9,PH) (9,10)	SF9 3-H 0-3		G4-3 1-2 2-3	G4-3	19 G4-3 2B		G6-3 2-3 3-H 4-0	G3 0-0 1-2	3 0 1 2 0 0 3 1 0 0 0 0 0 1											
19 Laynce Nix, L (1,3)	K 0-3		K 0-3	G4-3 2-3			BLK BB	P5 0-0	4 0 0 0 1 2 4											
Carlos Ruiz, R (1,2) OBP: 0.355, SLG: 0.360		G5-3 0-0		15 43 1B 1B			BB 1-2		3 1 1 0 1 1 1											
4 Pete Orr, L (1,4) OBP: 0.287, SLG: 0.533 (3,5)		F7 0-0		F7 0-0			3-H 0-3	BB 0-3	4 0 0 0 0 2 3											
15 John Mayberry Jr., R (1,9) OBP: 0.263, SLG: 0.266				43 1B 1-2 BB				K 0-3	3 0 1 0 1 1 0											
13 Freddy Galvis, S (1,6) OBP: 0.303, SLG: 0.554		K 0-3		F9 0-0				K 0-3	4 0 0 0 0 2 3											
43 Ender Inciarte, L (1,7) OBP: 0.375, SLG: 0.321 (7,8)			G4-3 0-0				2 1B 10 G6-3 1B	G1-3 0-0	4 1 2 1 0 0 0											
Inning Stats	R: 1 E: 2 K: 1 S: 6	H: 0 LOB: 0 BB: 0 P: 6	R: 0 E: 0 K: 1 S: 6	H: 1 LOB: 1 BB: 0 P: 6	R: 0 E: 0 K: 1 S: 6	H: 1 LOB: 2 BB: 1 P: 8	R: 1 E: 0 K: 0 S: 5	H: 2 LOB: 2 BB: 1 P: 9	R: 0 E: 0 K: 1 S: 5	H: 0 LOB: 0 BB: 0 P: 5		R: 2 E: 0 K: 2 S: 9	H: 2 LOB: 2 BB: 2 P: 18	R: 0 E: 0 K: 2 S: 7	H: 0 LOB: 0 BB: 0 P: 7	R: 0 E: 0 K: 1 S: 6	H: 1 LOB: 1 BB: 0 P: 6	1B: 6 2B: 2 3B: 0 HR: 0	SF: 1 SAC: 0 DP: 0 HBP: 1	WP: 0 PB: 0 SB: 3 CS: 0
PITCHER	IP WLS BF H R ER SO BB IBB HBP BLK WP HR S P ERA WHIP											IP WLS BF H R ER SO BB IBB HBP BLK WP HR S P ERA WHIP								
35 Justin Verlander, R (1,1) ERA: 4.01	5.2 L 25 5 2 1 5 1 0 0 0 0 0 0 33 39 1.59 1.059																			
63 Jess Todd, R (6,1) ERA:	0.1 1 0 0 0 0 0 0 0 0 0 0 0 1 1 0.00 0.000																			
43 Bruce Rondon, R (7,1) ERA: 5.94	0.2 6 2 2 2 1 2 0 0 0 1 0 0 6 15 27.00 6.000																			
38 Darin Downs, L (7,1) ERA: 0.64	1.1 4 0 0 0 3 0 0 0 0 0 0 0 10 10 0.00 0.000																			
49 Luis Marte, R (9,1) ERA: 2.18	1.0 4 1 0 0 1 0 0 0 0 0 0 0 6 6 0.00 1.000																			

Batter	1	2	3	4	5	6	7	8	9	AB R H RBI BB SO LOB	BOTTOM									
14 Austin Jackson, R (1,8) OBP: 0.296, SLG: 0.429 (7,9) 72 Tyler Collins, L (7,9) OBP: 0.364, SLG: 0.633	K 0-3		F8 0-0				SF7 0-0 3-H	P5 0-0		2 0 0 1 0 1 0 1 0 0 0 0 0 0	<p>Philadelphia Phillies @ Detroit Tigers</p> <p>Joker Marchant Stadium, Lakeland, FL</p> <p>Wed Mar 27 2013, 1:08 PM - 4:03 PM EDT</p> <p>Att: 7,899 - Sunny - 56 F</p> <p>livebaseballscores.com</p> <p>AB 28 R 1 H 3 RBI 1 BB 2 SO 7 LOB 5</p> 									
48 Torii Hunter, R (1,9) OBP: 0.338, SLG: 0.508 (7,8) 36 Chad Wright, L (7,8) OBP: 0.250, SLG: 0.250	P5 0-0 24 PB 2B			P5 0-0			24 S 1B	F8 0-0	3 0 2 0 0 0 0 1 0 0 0 0 0 0											
24 Miguel Cabrera, R (1,5) OBP: 0.368, SLG: 0.571 (6,PR) (7,5) 29 Danny Worth, R (7,5) OBP: 0.448, SLG: 0.475	G5-3 4-0 28 C4-6-3 BB			G5-3 0-0			1-2 BB	K 0-3	1 0 0 0 2 0 0 1 0 0 0 0 1 0											
28 Prince Fielder, L (1,10) OBP: 0.377, SLG: 0.426 (9,PH) 25 Corey Jones, L (9,PH)	G4-6-3 0-0 1-2			G3-1 0-0			K 0-3	G3 0-0	3 0 0 0 0 1 4 1 0 0 0 0 0 0											
41 Victor Martinez, S (1,3) OBP: 0.324, SLG: 0.343 (8,3) 32 Don Kelly, L (8,3) OBP: 0.407, SLG: 0.696	G4-3 0-0			G3 0-0			G6-3 0-0		3 0 0 0 0 0 0 0 0 0 0 0 0 0											
68 Matt Tuigascope, R (1,7) OBP: 0.393, SLG: 0.642	K 0-3			G6-3 0-0			K 0-3		3 0 0 0 0 2 0											
27 Jhonny Peralta, R (1,6) OBP: 0.323, SLG: 0.456 (8,6) 70 Argenis Diaz, R (8,6) OBP: 0.321, SLG: 0.280	P4 0-0			F8 0-0			K 0-3		3 0 0 0 0 1 0 0 0 0 0 0 0 0											
13 Alex Avila, L (1,2) OBP: 0.424, SLG: 0.412 (8,2) 65 Brad Davis, R (8,2) OBP: 0.187, SLG: 0.091	K 0-3			K 0-3			4 G4-3 14 SF7 1B	G5-3 0-0	2 1 1 0 0 1 0 1 0 0 0 0 0 0											
4 Omar Infante, R (1,4) OBP: 0.333, SLG: 0.405 (7,4) 39 Ramon Santiago, S (7,4) OBP: 0.429, SLG: 0.524	F7 0-0			F7 0-0			G4-3 1-3	G4-3 0-0	2 0 0 0 0 0 1 1 0 0 0 0 0 0											
Inning Stats	R: 0 E: 0 K: 1 S: 5	H: 1 LOB: 1 BB: 1 P: 9	R: 0 E: 0 K: 1 S: 5	H: 0 LOB: 0 BB: 0 P: 5	R: 0 E: 0 K: 1 S: 5	H: 0 LOB: 0 BB: 0 P: 5	R: 0 E: 0 K: 0 S: 3	H: 0 LOB: 0 BB: 0 P: 3	R: 0 E: 0 K: 1 S: 7	H: 2 LOB: 2 BB: 1 P: 12		R: 0 E: 0 K: 2 S: 7	H: 0 LOB: 0 BB: 0 P: 7	R: 0 E: 0 K: 0 S: 3	H: 0 LOB: 0 BB: 0 P: 3	R: 0 E: 0 K: 1 S: 5	H: 0 LOB: 0 BB: 0 P: 5	1B: 2 2B: 1 3B: 0 HR: 0	SF: 1 SAC: 0 DP: 1 HBP: 0	WP: 1 PB: 1 SB: 1 CS: 0
PITCHER	IP WLS BF H R ER SO BB IBB HBP BLK WP HR S P ERA WHIP											IP WLS BF H R ER SO BB IBB HBP BLK WP HR S P ERA WHIP								
35 Cole Hamels, L (1,1) ERA:	3.0 W 10 1 0 0 3 1 0 0 0 0 0 0 15 19 0.00 0.667																			
45 Chad Durbin, R (4,1) ERA: 5.56	1.0 H 3 0 0 0 0 0 0 0 0 0 0 3 3 0.00 0.000																			
60 Zach Miner, R (5,1) ERA: 3.96	2.0 H 9 2 1 1 1 1 0 0 0 1 0 10 15 4.50 1.500																			
59 Antonio Bastardo, L (7,1) ERA: 3.86	1.0 H 3 0 0 0 2 0 0 0 0 0 0 7 7 0.00 0.000																			
30 Brandon Erbe, R (8,1) ERA:	1.2 H 5 0 0 0 1 0 0 0 0 0 0 7 7 0.00 0.000																			

Batter	1	2	3	4	5	6	7	8	9	AB	R	H	RBI	BB	SO	LOB	TOP										
7 José Reyes, S OBP: 0.486, SLG: 0.625 18 Mike McCoy, R OBP: 0.176, SLG: 0.182										3	0	0	0	0	1	0											
53 Melky Cabrera, S OBP: 0.369, SLG: 0.603 8 Ricardo Nanita, L OBP: 0.357, SLG: 0.500										3	0	0	0	0	0	0											
19 José Bautista, R OBP: 0.392, SLG: 0.632 17 Ryan Langerhans, L OBP: 0.347, SLG: 0.405										3	0	1	0	0	0	0											
10 Edwin Encarnación, R OBP: 0.238, SLG: 0.350 70 Andy LaRoche, R OBP: 0.283, SLG: 0.520										2	0	0	0	1	1	1											
9 J.P. Arencibia, R OBP: 0.477, SLG: 0.902 15 Mike Nickeas, R OBP: 0.267, SLG: 0.244										3	1	1	1	0	1	1											
16 Mark DeRosa, R OBP: 0.480, SLG: 0.674 3 Maicer Izturis, S OBP: 0.306, SLG: 0.316										2	0	0	0	0	1	0											
11 Rajai Davis, R OBP: 0.412, SLG: 0.542 26 Adam Lind, L OBP: 0.412, SLG: 0.542										2	0	0	0	0	1	0											
28 Colby Rasmus, L OBP: 0.368, SLG: 0.302 72 Adam Loewen, L OBP: 0.167, SLG: 0.063										2	0	0	0	1	2	2											
1 Emilio Bonifácio, S OBP: 0.314, SLG: 0.448 67 Eugenio Velez, S OBP: 0.310, SLG: 0.444										3	0	0	0	0	1	1											
Inning Stats	R: 0 E: 0 K: 1 S: 13	H: 1 LOB: 1 BB: 0 P: 16	R: 0 E: 0 K: 2 S: 9	H: 0 LOB: 0 BB: 0 P: 11	R: 0 E: 0 K: 1 S: 8	H: 0 LOB: 0 BB: 0 P: 14	R: 0 E: 0 K: 1 S: 7	H: 0 LOB: 0 BB: 0 P: 7	R: 1 E: 0 K: 1 S: 11	H: 1 LOB: 1 BB: 1 P: 22	R: 0 E: 0 K: 0 S: 10	H: 0 LOB: 0 BB: 0 P: 15	R: 0 E: 0 K: 2 S: 14	H: 1 LOB: 2 BB: 1 P: 24	R: 0 E: 0 K: 1 S: 8	H: 0 LOB: 0 BB: 0 P: 9	R: 0 E: 1 K: 0 S: 5	H: 0 LOB: 1 BB: 0 P: 7	1B: 1 2B: 1 3B: 0 HR: 1	SF: 0 SAC: 0 DP: 0 HBP: 0	WP: 0 PB: 0 SB: 0 CS: 0	PA: 33					
PITCHER	IP	WLS	BF	H	R	ER	SO	BB	IBB	HBP	BLK	WP	HR	S	P	ERA	WHIP										
33 Cliff Lee, L ERA: 4.79 48 Philippe Aumont, R ERA: 3.24 47 Jeremy Horst, L ERA: 4.24 37 Mike Adams, R ERA: 1.0 56 Jonathan Papelbon, R ERA: 7.71	4.0		13	1	0	0	5	0	0	0	0	0	0	37	48	0.00	0.250										

Toronto Blue Jays @ Philadelphia Phillies
Citizens Bank Park, Philadelphia, PA
Fri Mar 29 2013, 7:12 PM - 9:17 PM EDT
Att: 32,164 - Cloudy - 52 F

livebaseballscorecards.com

AB 31
R 1
H 3
RBI 1
BB 2
SO 9
LOB 9

Batter	1	2	3	4	5	6	7	8	9	AB	R	H	RBI	BB	SO	LOB	BOTTOM										
2 Ben Revere, L OBP: 0.366, SLG: 0.379										4	0	0	0	0	1												
11 Jimmy Rollins, S OBP: 0.390, SLG: 0.353 13 Freddy Galvis, S OBP: 0.284, SLG: 0.519										3	0	1	0	0	1	0											
26 Chase Utley, L OBP: 0.372, SLG: 0.544 4 Pete Orr, L OBP: 0.235, SLG: 0.471										2	0	1	0	0	0	0											
6 Ryan Howard, L OBP: 0.367, SLG: 0.651 19 Laynce Nix, L OBP: 0.246, SLG: 0.328										3	0	1	0	0	1	0											
10 Michael Young, R OBP: 0.293, SLG: 0.347 7 Michael Martinez, S OBP: 0.214, SLG: 0.357										3	0	0	0	0	1	2											
9 Dominic Brown, L OBP: 0.421, SLG: 0.655 43 Ender Inciarte, L OBP: 0.353, SLG: 0.300										2	0	0	0	0	2	0											
15 John Mayberry Jr., R OBP: 0.299, SLG: 0.270										3	0	0	0	0	1	0											
31 Erik Kratz, R OBP: 0.295, SLG: 0.558										3	0	1	0	0	1	0											
12 Humberto Quintero, R OBP: 0.333, SLG: 0.333 39 Steven Lerud, L OBP: 0.391, SLG: 0.444										2	0	0	0	0	1	0											
Inning Stats	R: 0 E: 0 K: 0 S: 7	H: 2 LOB: 2 BB: 0 P: 12	R: 0 E: 0 K: 3 S: 10	H: 0 LOB: 0 BB: 0 P: 18	R: 0 E: 0 K: 1 S: 7	H: 0 LOB: 0 BB: 0 P: 10	R: 0 E: 0 K: 0 S: 5	H: 0 LOB: 0 BB: 0 P: 9	R: 0 E: 0 K: 1 S: 5	H: 1 LOB: 1 BB: 0 P: 9	R: 0 E: 0 K: 1 S: 12	H: 0 LOB: 0 BB: 0 P: 17	R: 0 E: 0 K: 2 S: 10	H: 0 LOB: 0 BB: 0 P: 14	R: 0 E: 0 K: 1 S: 11	H: 1 LOB: 1 BB: 0 P: 16	R: 0 E: 0 K: 2 S: 8	H: 0 LOB: 0 BB: 0 P: 8	1B: 3 2B: 1 3B: 0 HR: 0	SF: 0 SAC: 0 DP: 0 HBP: 0	WP: 0 PB: 0 SB: 0 CS: 0	PA: 31					
PITCHER	IP	WLS	BF	H	R	ER	SO	BB	IBB	HBP	BLK	WP	HR	S	P	ERA	WHIP										
56 Mark Buehrle, L ERA: 4.5 27 Brett Cecil, L ERA: 6.61 62 Aaron Loup, L ERA: 0.92 50 Steve Delabar, R ERA: 3.68 57 Juan Pablo Perez, L ERA:	5.0		17	2	0	0	5	0	0	0	0	0	0	34	58	0.00	0.400										

Toronto Blue Jays @ Philadelphia Phillies
Citizens Bank Park, Philadelphia, PA
Fri Mar 29 2013, 7:12 PM - 9:17 PM EDT
Att: 32,164 - Cloudy - 52 F

livebaseballscorecards.com

AB 31
R 0
H 4
RBI 0
BB 0
SO 11
LOB 5

Batter	1	2	3	4	5	6	7	8	9	AB	R	H	RBI	BB	SO	LOB	TOP					
2 Ben Revere, L (1.8) OBP: 0.267, SLG: 0.214	G5-3	FC6-4		K		F9			L4-3	5	0	1	1	0	1	2	Philadelphia Phillies @ Atlanta Braves Turner Field, Atlanta, GA Thu Apr 04 2013, 7:12 PM - 9:44 PM EDT Att: 18,295 - Cloudy - 41 F					
11 Jimmy Rollins, S (1.6) OBP: 0.400, SLG: 0.500	10S	1B		2B		F7			L4-3	4	0	2	0	1	0	1						
26 Chase Utley, L (1.4) OBP: 0.462, SLG: 1.000	F7	SF9		BB						2	0	1	1	1	0	1						
6 Ryan Howard, L (1.3) OBP: 0.154, SLG: 0.083	10BB	L6		G4-3					F8	4	0	1	0	0	0	5						
10 Michael Young, R (1.5) OBP: 0.333, SLG: 0.111	1-2			G4-3		K			F8	3	0	0	0	1	1	1						
9 Dornic Brown, L (1.7) OBP: 0.417, SLG: 0.364	G4-3			1B		L4			F9	4	0	1	0	0	0	3						
19 Laynce Nix, L (1.9) OBP: 0.333, SLG: 0.333		31 2B		F9		K			K	4	1	1	0	0	2	1						
15 John Mayberry Jr., R (8.9) OBP: 0.375, SLG: 0.429		2 FC6-4								0	0	0	0	0	0	0						
31 Erik Kratz, R (1.2) OBP: 0.167, SLG: 0.250		26 SF9		G6-3		G5-3			F8	4	1	1	0	0	0	1						
33 Cliff Lee, L (1.1) OBP: 0.417, SLG: 0.900		2 FC6-4				G4-3			G3-1	2	0	0	0	1	0	0						
13 Freddy Galvis, S (9. PH) OBP: 0.455, SLG: 0.625										1	0	0	0	0	0	0						
58 Jonathan Papelbon, R (9.1) OBP: 0.455, SLG: 0.625										0	0	0	0	0	0	0						
Inning Stats	R: 0 E: 0 K: 0 S: 14	H: 2 LOB: 3 BB: 1 P: 27	R: 2 E: 0 K: 0 S: 13	H: 2 LOB: 2 BB: 2 P: 22	R: 0 E: 0 K: 0 S: 8	H: 1 LOB: 1 BB: 0 P: 12	R: 0 E: 0 K: 1 S: 15	H: 1 LOB: 2 BB: 1 P: 22	R: 0 E: 0 K: 2 S: 7	H: 0 LOB: 0 BB: 0 P: 9	R: 0 E: 0 K: 0 S: 10	H: 0 LOB: 0 BB: 0 P: 11	R: 0 E: 0 K: 0 S: 9	H: 1 LOB: 1 BB: 0 P: 15	R: 0 E: 0 K: 1 S: 7	H: 0 LOB: 0 BB: 0 P: 8	R: 0 E: 0 K: 0 S: 9	H: 1 LOB: 0 BB: 0 P: 13	1B: 6 2B: 3 3B: 0 HR: 0	SF: 1 SAC: 0 DP: 1 HBP: 0	WP: 0 PB: 0 SB: 2 CS: 0	PA: 38
PITCHER	IP WLS BF H R ER SO BB IBB HBP BLK WP HR S P ERA WHIP																					
54 Kris Medlen, R (1.1) ERA: 3.6	5.0 L 25 6 2 2 3 4 0 0 0 0 0 0 0 57 92 3.60 2.000																					
53 Cory Gearrin, R (6.1) ERA: 4.5	1.0 3 0 0 0 0 0 0 0 0 0 0 0 0 10 11 0.00 0.000																					
52 Jordan Walden, R (7.1) ERA: 4.5	1.0 4 1 0 0 0 0 0 0 0 0 0 0 0 9 15 0.00 1.000																					
38 Anthony Varvaro, R (8.1) ERA: 9.0	2.0 6 1 0 0 1 0 0 0 0 0 0 0 0 16 21 0.00 0.500																					

AB	33
R	2
H	8
RBI	2
BB	4
SO	4
LOB	15



Batter	1	2	3	4	5	6	7	8	9	AB	R	H	RBI	BB	SO	LOB	BOTTOM					
19 Andrelton Simmons, R (1.6) OBP: 0.231, SLG: 0.308	G1-3		P4			F7			G4-3	4	0	0	0	0	0	1	Philadelphia Phillies @ Atlanta Braves Turner Field, Atlanta, GA Thu Apr 04 2013, 7:12 PM - 9:44 PM EDT Att: 18,295 - Cloudy - 41 F					
22 Jason Heyward, L (1.9) OBP: 0.308, SLG: 0.455	G4-3				K	G4-3			K	4	0	0	0	0	2	1						
8 Justin Upton, R (1.7) OBP: 0.417, SLG: 0.900	F9				G6-3				K	3	0	1	0	0	1	0						
5 Freddie Freeman, L (1.3) OBP: 0.545, SLG: 0.900		K			G6-3				F9	3	0	0	0	0	1	1						
2 B.J. Upton, R (1.8) OBP: 0.417, SLG: 0.900		K			G4-3				K	3	0	0	0	0	2	0						
26 Dan Uggla, R (1.4) OBP: 0.455, SLG: 0.625					K				F7	3	0	1	0	0	1	0						
23 Chris Johnson, R (1.5) OBP: 0.429, SLG: 0.500	G5-3				G1-3				F8	3	0	0	0	0	0	1						
11 Gerald Laird, R (1.2) OBP: 0.286, SLG: 0.429					K				F9	3	0	0	0	0	1	0						
54 Kris Medlen, S (1.1) ERA: 3.6					K				F8	1	0	0	0	0	1	0						
53 Cory Gearrin, R (6.1) ERA: 4.5					K				K	0	0	0	0	0	0	0						
7 Reed Johnson, R (6. PH) ERA: 4.5					K				K	1	0	0	0	0	0	1						
52 Jordan Walden, R (7.1) ERA: 4.5					K				K	0	0	0	0	0	0	0						
38 Anthony Varvaro, R (8.1) ERA: 9.0					K				K	0	0	0	0	0	0	0						
14 Ramiro Pena, S (9. PH) ERA: 9.0					K				K	1	0	0	0	0	1	0						
Inning Stats	R: 0 E: 0 K: 0 S: 12	H: 0 LOB: 0 BB: 0 P: 19	R: 0 E: 0 K: 2 S: 14	H: 1 LOB: 0 BB: 0 P: 22	R: 0 E: 0 K: 2 S: 9	H: 0 LOB: 0 BB: 0 P: 11	R: 0 E: 0 K: 1 S: 10	H: 1 LOB: 0 BB: 0 P: 11	R: 0 E: 0 K: 1 S: 9	H: 0 LOB: 0 BB: 0 P: 12	R: 0 E: 0 K: 0 S: 10	H: 0 LOB: 1 BB: 0 P: 12	R: 0 E: 0 K: 2 S: 8	H: 0 LOB: 0 BB: 0 P: 11	R: 0 E: 0 K: 0 S: 6	H: 0 LOB: 0 BB: 0 P: 8	R: 0 E: 0 K: 2 S: 8	H: 0 LOB: 0 BB: 0 P: 11	1B: 2 2B: 0 3B: 0 HR: 0	SF: 0 SAC: 0 DP: 1 HBP: 0	WP: 0 PB: 0 SB: 0 CS: 0	PA: 29
PITCHER	IP WLS BF H R ER SO BB IBB HBP BLK WP HR S P ERA WHIP																					
33 Cliff Lee, L (1.1) ERA: 9.0	8.0 W 26 2 0 0 8 0 0 0 0 0 0 0 8 11 0.00 0.250																					
58 Jonathan Papelbon, R (9.1) ERA: 9.0	1.0 S 3 0 0 0 2 0 0 0 0 0 0 0 0 8 11 0.00 0.000																					

AB	29
R	0
H	2
RBI	0
BB	0
SO	10
LOB	5



Batter	1	2	3	4	5	6	7	8	9	AB	R	H	RBI	BB	SO	LOB	TOP								
1 Jordany Valdespin, L OBP: 0.471, SLG: 0.533										5	0	3	0	0	2	3	New York Mets @ Philadelphia Phillies Citizens Bank Park, Philadelphia, PA Wed Apr 10 2013, 7:08 PM - 10:28 PM EDT Att: 38,715 - Partly Cloudy - 76 F AB 35 R 3 H 11 RBI 3 BB 2 SO 10 LOB 18 								
28 Daniel Murphy, L OBP: 0.391, SLG: 0.636										3	0	0	0	1	1	2									
5 David Wright, R OBP: 0.385, SLG: 0.313										4	0	0	0	0	2	4									
29 Ike Davis, L OBP: 0.229, SLG: 0.226										4	0	0	0	0	1	2									
44 John Buck, R OBP: 0.371, SLG: 0.875										4	1	1	1	0	2	0									
21 Lucas Duda, L OBP: 0.486, SLG: 0.731										4	2	3	2	0	0	0									
23 Mike Baxter, L OBP: 0.455, SLG: 0.455										2	0	2	0	1	0	0									
56 Scott Rice, L										0	0	0	0	0	0	0									
9 Kirk Nieuwenhuis, L OBP: 0.182, SLG: 0.273										1	0	0	0	0	1	0									
39 Bobby Parnell, R										0	0	0	0	0	0	0									
11 Rubén Tejada, R OBP: 0.361, SLG: 0.300										4	0	2	0	0	0	2									
53 Jeremy Hefner, R										1	0	0	0	0	1	3									
Justin Turner, R OBP: 0.394, SLG: 0.455										1	0	0	0	0	0	1									
66 Josh Edgin, R										0	0	0	0	0	0	0									
32 LaTroy Hawkins, R										0	0	0	0	0	0	0									
6 Marlon Byrd, R OBP: 0.323, SLG: 0.286										2	0	0	0	0	0	1									
Inning Stats	R: 0 E: 0 K: 1 S: 10	H: 1 LOB: 0 BB: 0 P: 16	R: 1 E: 0 K: 2 S: 19	H: 3 LOB: 3 BB: 1 P: 33	R: 0 E: 0 K: 1 S: 7	H: 0 LOB: 0 BB: 0 P: 9	R: 1 E: 0 K: 1 S: 12	H: 2 LOB: 1 BB: 0 P: 17	R: 0 E: 0 K: 0 S: 11	H: 1 LOB: 1 BB: 0 P: 18	R: 0 E: 0 K: 0 S: 7	H: 1 LOB: 1 BB: 0 P: 12	R: 0 E: 0 K: 0 S: 11	H: 1 LOB: 0 BB: 0 P: 21	R: 1 E: 0 K: 3 S: 11	H: 1 LOB: 0 BB: 0 P: 19	R: 0 E: 0 K: 1 S: 6	H: 1 LOB: 0 BB: 0 P: 7	1B: 6 2B: 4 3B: 0 HR: 3	SF: 0 SAC: 0 DP: 3 HBP: 0	WP: 1 PB: 0 SB: 0 CS: 1	PA: 37			
PITCHER	IP WLS BF H R ER SO BB IBB HBP BLK WP HR S P ERA WHIP	IP WLS BF H R ER SO BB IBB HBP BLK WP HR S P ERA WHIP	IP WLS BF H R ER SO BB IBB HBP BLK WP HR S P ERA WHIP	IP WLS BF H R ER SO BB IBB HBP BLK WP HR S P ERA WHIP	IP WLS BF H R ER SO BB IBB HBP BLK WP HR S P ERA WHIP	IP WLS BF H R ER SO BB IBB HBP BLK WP HR S P ERA WHIP	IP WLS BF H R ER SO BB IBB HBP BLK WP HR S P ERA WHIP	IP WLS BF H R ER SO BB IBB HBP BLK WP HR S P ERA WHIP	IP WLS BF H R ER SO BB IBB HBP BLK WP HR S P ERA WHIP	IP WLS BF H R ER SO BB IBB HBP BLK WP HR S P ERA WHIP	IP WLS BF H R ER SO BB IBB HBP BLK WP HR S P ERA WHIP	IP WLS BF H R ER SO BB IBB HBP BLK WP HR S P ERA WHIP	IP WLS BF H R ER SO BB IBB HBP BLK WP HR S P ERA WHIP	IP WLS BF H R ER SO BB IBB HBP BLK WP HR S P ERA WHIP	IP WLS BF H R ER SO BB IBB HBP BLK WP HR S P ERA WHIP	IP WLS BF H R ER SO BB IBB HBP BLK WP HR S P ERA WHIP	IP WLS BF H R ER SO BB IBB HBP BLK WP HR S P ERA WHIP	IP WLS BF H R ER SO BB IBB HBP BLK WP HR S P ERA WHIP	IP WLS BF H R ER SO BB IBB HBP BLK WP HR S P ERA WHIP	IP WLS BF H R ER SO BB IBB HBP BLK WP HR S P ERA WHIP	IP WLS BF H R ER SO BB IBB HBP BLK WP HR S P ERA WHIP	IP WLS BF H R ER SO BB IBB HBP BLK WP HR S P ERA WHIP	IP WLS BF H R ER SO BB IBB HBP BLK WP HR S P ERA WHIP	IP WLS BF H R ER SO BB IBB HBP BLK WP HR S P ERA WHIP	IP WLS BF H R ER SO BB IBB HBP BLK WP HR S P ERA WHIP

Batter	1	2	3	4	5	6	7	8	9	AB	R	H	RBI	BB	SO	LOB	BOTTOM					
2 Ben Revere, L OBP: 0.268, SLG: 0.211										3	0	0	0	1	1	0	New York Mets @ Philadelphia Phillies Citizens Bank Park, Philadelphia, PA Wed Apr 10 2013, 7:08 PM - 10:28 PM EDT Att: 38,715 - Partly Cloudy - 76 F AB 33 R 7 H 10 RBI 7 BB 3 SO 9 LOB 8 					
11 Jimmy Rollins, S OBP: 0.350, SLG: 0.526										4	1	2	0	0	1	0						
26 Chase Utley, L OBP: 0.395, SLG: 0.636										4	1	1	2	0	0	1						
6 Ryan Howard, L OBP: 0.237, SLG: 0.286										4	1	2	0	0	1	0						
10 Michael Young, R OBP: 0.459, SLG: 0.594										3	1	2	0	1	0	0						
9 Domonic Brown, L OBP: 0.286, SLG: 0.424										3	1	1	3	1	1	1						
15 John Mabrey Jr., R OBP: 0.391, SLG: 0.579										4	0	0	0	0	2	3						
31 Erik Kratz, R OBP: 0.200, SLG: 0.379										4	1	1	0	0	1	3						
38 Kyle Kendrick, R OBP: 0.250, SLG: 0.250										2	0	0	0	0	2	0						
19 Logan Nix, L OBP: 0.179, SLG: 0.440										1	1	2	0	0	0	0						
59 Antonio Bastardo, R										0	0	0	0	0	0	0						
37 Mike Adams, R										0	0	0	0	0	0	0						
13 Freddy Galvis, S										1	0	0	0	0	0	0						
58 Jonathan Papelbon, R										0	0	0	0	0	0	0						
Inning Stats	R: 5 E: 0 K: 1 S: 23	H: 4 LOB: 0 BB: 2 P: 41	R: 0 E: 0 K: 1 S: 8	H: 0 LOB: 0 BB: 0 P: 10	R: 0 E: 0 K: 0 S: 8	H: 2 LOB: 3 BB: 1 P: 17	R: 0 E: 0 K: 3 S: 10	H: 0 LOB: 0 BB: 0 P: 15	R: 0 E: 0 K: 1 S: 11	H: 1 LOB: 1 BB: 0 P: 14	R: 2 E: 0 K: 0 S: 11	H: 3 LOB: 1 BB: 0 P: 21	R: 0 E: 0 K: 1 S: 7	H: 0 LOB: 0 BB: 0 P: 9	R: 0 E: 0 K: 2 S: 9	H: 0 LOB: 0 BB: 0 P: 10	R: 0 E: 0 K: 1 S: 6	H: 0 LOB: 0 BB: 0 P: 7	1B: 5 2B: 2 3B: 0 HR: 3	SF: 0 SAC: 0 DP: 0 HBP: 0	WP: 0 PB: 0 SB: 0 CS: 1	PA: 36
PITCHER	IP WLS BF H R ER SO BB IBB HBP BLK WP HR S P ERA WHIP	IP WLS BF H R ER SO BB IBB HBP BLK WP 																				

Batter	1	2	3	4	5	6	7	8	9	10	AB	R	H	RBI	BB	SO	LOB	TOP									
2 Ben Revere, L OBP: 0.289, SLG: 0.238			G6-3		SH						4	1	2	0	0	1	1	Philadelphia Phillies @ Miami Marlins Marlins Park, Miami, FL Fri Apr 12 2013, 7:13 PM - 10:24 PM EDT Att: 17,923 - Partly Cloudy - 83 F									
11 Jimmy Rollins, S OBP: 0.311, SLG: 0.465	G3		P6		G4-3		G4-3			P5	5	0	0	0	0	0	5										
26 Chase Utley, L OBP: 0.372, SLG: 0.632	G4-3						F9		G4-3		5	1	1	1	0	1	1										
6 Ryan Howard, L OBP: 0.279, SLG: 0.359	G5-3								G3		4	1	2	0	1	0	1										
10 Michael Young, R OBP: 0.429, SLG: 0.541		L9		F9		G6-3		L9			5	0	1	1	0	0	2										
9 Dominic Brown, L OBP: 0.300, SLG: 0.447		F7									5	0	2	1	0	1	2										
19 Laynce Nix, L OBP: 0.300, SLG: 0.389					G4-3				G4-3		3	0	0	0	1	0	2										
15 John Mayberry Jr., R OBP: 0.297, SLG: 0.278											0	0	0	0	0	0	0										
31 Erik Kratz, R OBP: 0.206, SLG: 0.364			P4						G6-3		4	0	1	0	0	0	2										
27 John Lannan, L OBP: 0.268, SLG: 0.211											1	0	1	0	0	0	0										
16 Esquirol Carrera, L ERA: 3.12											0	0	0	0	0	0	0										
59 Antonio Bastardo, R ERA: 4.5											0	0	0	0	0	0	0										
37 Mike Adams, R ERA: 3.38											0	0	0	0	0	0	0										
48 Philippe Aumont, L ERA: 10.8											0	0	0	0	0	0	0										
28 Kevin Frandsen, R ERA: 6.23											0	0	0	0	0	0	0										
58 Jonathan Papelbon, R ERA: 2.77											0	0	0	0	0	0	0										
Inning Stats	R: 0 E: 0 K: 0 S: 6	H: 1 LOB: 1 BB: 0 P: 11	R: 0 E: 0 K: 0 S: 5	H: 0 LOB: 0 BB: 0 P: 9	R: 0 E: 0 K: 0 S: 14	H: 1 LOB: 1 BB: 0 P: 21	R: 0 E: 0 K: 1 S: 16	H: 2 LOB: 2 BB: 0 P: 22	R: 0 E: 1 K: 0 S: 7	H: 1 LOB: 1 BB: 0 P: 13	R: 1 E: 0 K: 0 S: 13	H: 2 LOB: 2 BB: 0 P: 23	R: 0 E: 0 K: 1 S: 9	H: 0 LOB: 0 BB: 0 P: 13	R: 0 E: 0 K: 0 S: 7	H: 0 LOB: 0 BB: 0 P: 10	R: 0 E: 0 K: 1 S: 10	H: 0 LOB: 0 BB: 0 P: 17	R: 2 E: 0 K: 1 S: 14	H: 3 LOB: 2 BB: 1 P: 26	1B: 5 2B: 4 3B: 1 HR: 0	SF: 0 SAC: 2 DP: 0 HBP: 0	WP: 0 PB: 0 SB: 0 CS: 1	PA: 42			
PITCHER	IP WLS BF H R ER SO BB IBB HBP BLK WP HR S P ERA WHIP	6.0 1.0 3.0 1.0 1.0 1.0 1.0 6.0	26 0 0 0 0 0 0 26	7 0 0 0 0 0 0 7	1 0 0 0 0 0 0 1	1 0 0 0 0 0 0 1	0 0 0 0 0 0 0 0	0 0 0 0 0 0 0 0	0 0 0 0 0 0 0 0	0 0 0 0 0 0 0 0	0 0 0 0 0 0 0 0	0 0 0 0 0 0 0 0	0 0 0 0 0 0 0 0	0 0 0 0 0 0 0 0	0 0 0 0 0 0 0 0	0 0 0 0 0 0 0 0	0 0 0 0 0 0 0 0	0 0 0 0 0 0 0 0	0 0 0 0 0 0 0 0	0 0 0 0 0 0 0 0	0 0 0 0 0 0 0 0	0 0 0 0 0 0 0 0	0 0 0 0 0 0 0 0	0 0 0 0 0 0 0 0	0 0 0 0 0 0 0 0	0 0 0 0 0 0 0 0	0 0 0 0 0 0 0 0
47 Ricky Nolasco, R ERA: 3.12	6.0	26	7	1	1	1	0	0	0	0	0	0	0	0	0	0	0	1.50	1.167								
44 AJ Ramos, R ERA: 4.5	1.0	3	0	0	0	0	0	0	0	0	0	0	0	0	0	0	9	13	0.00	0.000							
40 Mike Dunn, L ERA: 3.38	1.0	3	0	0	0	0	0	0	0	0	0	0	0	0	0	0	7	10	0.00	0.000							
31 Steve Cishek, R ERA: 10.8	1.0	3	0	0	0	1	0	0	0	0	0	0	0	0	0	0	10	17	0.00	0.000							
60 Jon Rauch, R ERA: 6.23	1.0	L	7	3	2	2	1	0	1	0	0	0	0	0	0	0	14	26	18.00	3.000							

Batter	1	2	3	4	5	6	7	8	9	10	AB	R	H	RBI	BB	SO	LOB	BOTTOM							
9 Juan Pierre, L OBP: 0.268, SLG: 0.211	G3		FC1-6								3	1	1	0	0	0	1	Philadelphia Phillies @ Miami Marlins Marlins Park, Miami, FL Fri Apr 12 2013, 7:13 PM - 10:24 PM EDT Att: 17,923 - Partly Cloudy - 83 F							
31 Steve Cishek, R ERA: 10.8		L7			L9		G6-3		G4-6-3		4	0	0	0	0	0	4								
60 Jon Rauch, R ERA: 6.23	G6-3										4	0	2	1	0	0	0								
20 Justin Ruggiano, R OBP: 0.286, SLG: 0.406							G4-3				2	0	0	0	2	0	2								
29 Greg Dobbs, L OBP: 0.261, SLG: 0.321		FC4-6			K						4	0	0	0	0	2	3								
26 Austin Kearns, R ERA: 2.77		L7									4	0	0	0	0	2	1								
19 Rob Brantly, L OBP: 0.276, SLG: 0.346		L4			L6						4	0	0	0	0	1	1								
3 Adeiny Hechavarria, R OBP: 0.211, SLG: 0.167			G6-3		G5-3		F8		F9		4	0	0	0	0	0	0								
47 Ricky Nolasco, R ERA: 3.12	6.0	22	3	1	1	2	1	0	1	0	0	0	0	0	0	0	0		1.50	0.667					
59 Antonio Bastardo, L ERA: 4.5	1.0	3	0	0	0	0	0	0	0	0	0	0	0	0	0	0	9		14	0.00	0.000				
37 Mike Adams, R ERA: 2.08	1.0	4	1	0	0	0	1	0	0	0	0	0	0	0	0	0	8	16	0.00	2.000					
48 Philippe Aumont, R ERA: 10.8	1.0	W	3	0	0	0	1	0	0	0	0	0	0	0	0	0	5	11	0.00	1.000					
58 Jonathan Papelbon, R ERA: 2.77	1.0	S	3	0	0	0	0	0	0	0	0	0	0	0	0	0	6	7	0.00	0.000					
Inning Stats	R: 0 E: 0 K: 0 S: 7	H: 0 LOB: 0 BB: 0 P: 9	R: 0 E: 0 K: 0 S: 11	H: 0 LOB: 1 BB: 1 P: 18	R: 0 E: 0 K: 0 S: 11	H: 1 LOB: 1 BB: 0 P: 18	R: 0 E: 0 K: 1 S: 10	H: 1 LOB: 0 BB: 0 P: 13	R: 0 E: 0 K: 1 S: 9	H: 0 LOB: 0 BB: 0 P: 13	R: 1 E: 0 K: 0 S: 11	H: 1 LOB: 1 BB: 0 P: 21	R: 0 E: 0 K: 3 S: 9	H: 0 LOB: 0 BB: 0 P: 14	R: 0 E: 0 K: 0 S: 8	H: 1 LOB: 1 BB: 1 P: 16	R: 0 E: 0 K: 0 S: 5	H: 0 LOB: 0 BB: 0 P: 11	R: 0 E: 0 K: 0 S: 6	H: 0 LOB: 0 BB: 0 P: 7	1B: 4 2B: 0 3B: 0 HR: 0	SF: 0 SAC: 0 DP: 2 HBP: 1	WP: 0 PB: 0 SB: 1 CS: 0	PA: 35	
PITCHER	IP WLS BF H R ER SO BB IBB HBP BLK WP HR S P ERA WHIP	6.0 1.0 3.0 1.0 1.0 1.0 1.0 6.0	22 0 0 0 0 0 0 22	3 0 0 0 0 0 0 3	1 0 0 0 0 0 0 1	1 0 0 0 0 0 0 1	0 0 0 0 0 0 0 0	0 0 0 0 0 0 0 0	0 0 0 0 0 0 0 0	0 0 0 0 0 0 0 0	0 0 0 0 0 0 0 0	0 0 0 0 0 0 0 0	0 0 0 0 0 0 0 0	0 0 0 0 0 0 0 0	0 0 0 0 0 0 0 0	0 0 0 0 0 0 0 0	0 0 0 0 0 0 0 0	0 0 0 0 0 0 0 0	0 0 0 0 0 0 0 0	0 0 0 0 0 0 0 0	0 0 0 0 0 0 0 0	0 0 0 0 0 0 0 0	0 0 0 0 0 0 0 0	0 0 0 0 0 0 0 0	0 0 0 0 0 0 0 0
27 John Lannan, L ERA: 2.77	6.0	22	3	1	1	2	1	0	1	0	0	0	0	0	0	0	0	1.50	0.667						
59 Antonio Bastardo, L ERA: 4.5	1.0	3	0	0	0	0	0	0	0	0	0	0	0	0	0	0	9	14	0.00	0.000					
37 Mike Adams, R ERA: 2.08	1.0	4	1	0	0	0	1	0	0	0	0	0	0	0	0	0	8	16	0.00	2.000					
48 Philippe Aumont, R ERA: 10.8	1.0	W	3	0	0	0	1	0	0	0	0	0	0	0	0	0	5	11	0.00	1.000					
58 Jonathan Papelbon, R ERA: 2.77	1.0	S	3	0	0	0	0	0	0	0	0	0	0	0	0	0	6	7	0.00	0.000					



Batter	1	2	3	4	5	6	7	8	9	AB	R	H	RBI	BB	SO	LOB	TOP										
2 Ben Revere, L OBP: 0.286, SLG: 0.222	G5-3		K			G1-3				3	0	0	0	1	1	0	Philadelphia Phillies @ Miami Marlins Marlins Park, Miami, FL Sat Apr 13 2013, 7:11 PM - 10:01 PM EDT Att: 20,037 - Roof Closed - 72 F										
11 Jimmy Rollins, S OBP: 0.327, SLG: 0.444	G3-1									2	0	0	0	2	1	3											
26 Chase Utley, L OBP: 0.340, SLG: 0.571	G4-3									4	0	0	0	0	0	2											
6 Ryan Howard, L OBP: 0.277, SLG: 0.372		F8								4	0	1	0	0	1	1											
15 John Mayberry Jr., R OBP: 0.397, SLG: 0.579										0	0	0	0	0	0	0											
9 Dornic Brown, L OBP: 0.295, SLG: 0.429										4	1	1	0	0	2	1											
19 Laynce Nix, L OBP: 0.304, SLG: 0.381										3	0	1	0	0	1	1											
28 Kevin Frandsen, R OBP: 0.400, SLG: 0.600										1	0	0	0	0	1	2											
13 Freddy Galvis, S OBP: 0.286, SLG: 0.167										3	0	1	0	1	0	0											
31 Erik Kratz, R OBP: 0.184, SLG: 0.324										4	0	0	0	0	0	3											
35 Cole Hamels, L OBP: 0.167, SLG: 0.167										2	0	0	0	0	1	0											
10 Michael Young, R OBP: 0.447, SLG: 0.553										1	0	1	0	0	0	0											
33 Cliff Lee, L OBP: 0.386, SLG: 0.193										0	0	0	0	0	0	0											
59 Antonio Bastardo, R OBP: 0.286, SLG: 0.167										0	0	0	0	0	0	0											
37 Mike Adams, R OBP: 0.167, SLG: 0.167										1	0	0	0	0	0	0											
16 Ezequiel Carrera, L OBP: 0.167, SLG: 0.167										0	0	0	0	0	0	0											
48 Philippe Aumont, L OBP: 0.167, SLG: 0.167										0	0	0	0	0	0	0											
Inning Stats	R: 0 E: 0 K: 0 S: 7	H: 0 LOB: 0 BB: 0 P: 12	R: 0 E: 0 K: 1 S: 11	H: 2 LOB: 2 BB: 0 P: 16	R: 0 E: 0 K: 1 S: 11	H: 0 LOB: 1 BB: 1 P: 18	R: 0 E: 0 K: 1 S: 5	H: 0 LOB: 0 BB: 0 P: 7	R: 0 E: 0 K: 1 S: 10	H: 0 LOB: 0 BB: 0 P: 15	R: 0 E: 1 K: 1 S: 9	H: 0 LOB: 1 BB: 1 P: 17	R: 1 E: 1 K: 2 S: 19	H: 2 LOB: 3 BB: 2 P: 31	R: 0 E: 0 K: 1 S: 14	H: 1 LOB: 2 BB: 0 P: 15	R: 0 E: 0 K: 0 S: 8	H: 0 LOB: 0 BB: 0 P: 13	1B: 4 2B: 1 3B: 0 HR: 0	SF: 0 SAC: 0 DP: 0 HBP: 0	WP: 0 PB: 0 SB: 0 CS: 0	PA: 36					
PITCHER	IP	WLS	BF	H	R	ER	SO	BB	IBB	HBP	BLK	WP	HR	S	P	ERA	WHIP										
16 José Fernández, R ERA: 0.82	6.0		22	2	0	0	5	2	0	0	0	0	0	53	85	0.00	0.667										
44 AJ Ramos, R ERA: 5.4	0.2	B	5	2	1	1	1	1	0	0	0	0	0	11	19	13.50	4.500										
40 Mike Dunn, L ERA: 2.84	1.0		5	1	0	0	1	1	0	0	0	0	0	18	23	0.00	2.000										
58 Ryan Webb, R ERA: 4.76	0.1		1	0	0	0	1	0	0	0	0	0	0	4	4	0.00	0.000										
31 Steve Cishek, R ERA: 8.31	1.0	W	3	0	0	0	0	0	0	0	0	0	0	8	13	0.00	0.000										

AB	32
R	1
H	5
RBI	0
BB	4
SO	8
LOB	13



Batter	1	2	3	4	5	6	7	8	9	AB	R	H	RBI	BB	SO	LOB	BOTTOM										
9 Juan Pierre, L OBP: 0.244, SLG: 0.190	K		G4-3							4	0	0	0	0	1	2	Philadelphia Phillies @ Miami Marlins Marlins Park, Miami, FL Sat Apr 13 2013, 7:11 PM - 10:01 PM EDT Att: 20,037 - Roof Closed - 72 F										
17 Donovan Solano, R OBP: 0.326, SLG: 0.282	G1-3									4	0	1	0	0	1	0											
30 Placido Polanco, R OBP: 0.366, SLG: 0.385	L9									2	1	0	0	2	0	0											
29 Greg Dobbs, L OBP: 0.306, SLG: 0.323										3	0	1	0	1	0	2											
26 Austin Kearns, R OBP: 0.326, SLG: 0.282										4	0	0	0	0	2	5											
8 Chris Coghlan, L OBP: 0.176, SLG: 0.067										4	0	0	0	0	2	1											
19 Rob Brantly, L OBP: 0.250, SLG: 0.310										3	0	0	0	0	2	0											
58 Ryan Webb, R OBP: 0.326, SLG: 0.282										0	0	0	0	0	0	0											
31 Steve Cishek, R OBP: 0.326, SLG: 0.282										0	0	0	0	0	0	0											
3 Adeiny Hechavarria, R OBP: 0.244, SLG: 0.237										2	1	1	0	1	0	0											
16 José Fernández, R OBP: 0.333, SLG: 0.333										1	0	1	1	0	0	0											
44 AJ Ramos, R ERA: 7.56										0	0	0	0	0	0	0											
40 Mike Dunn, L ERA: 1.69										0	0	0	0	0	0	0											
21 Miguel Olivo, R OBP: 0.231, SLG: 0.167										1	0	0	0	0	1	0											
Inning Stats	R: 0 E: 0 K: 1 S: 11	H: 0 LOB: 0 BB: 0 P: 14	R: 0 E: 0 K: 1 S: 9	H: 0 LOB: 0 BB: 0 P: 12	R: 0 E: 0 K: 1 S: 8	H: 0 LOB: 1 BB: 1 P: 13	R: 0 E: 0 K: 1 S: 15	H: 0 LOB: 1 BB: 1 P: 24	R: 1 E: 0 K: 1 S: 9	H: 2 LOB: 1 BB: 0 P: 11	R: 0 E: 0 K: 0 S: 9	H: 1 LOB: 1 BB: 1 P: 16	R: 0 E: 0 K: 1 S: 8	H: 0 LOB: 0 BB: 0 P: 11	R: 0 E: 0 K: 2 S: 8	H: 0 LOB: 0 BB: 0 P: 11	R: 1 E: 1 K: 1 S: 11	H: 1 LOB: 2 BB: 1 P: 17	1B: 3 2B: 0 3B: 1 HR: 0	SF: 0 SAC: 1 DP: 1 HBP: 0	WP: 0 PB: 0 SB: 0 CS: 0	PA: 33					
PITCHER	IP	WLS	BF	H	R	ER	SO	BB	IBB	HBP	BLK	WP	HR	S	P	ERA	WHIP										
35 Cole Hamels, L ERA: 7.56	6.0		23	3	1	1	5	3	0	0	0	0	0	61	90	1.50	1.000										
59 Antonio Bastardo, L ERA: 1.69	1.0		3	0	0	0	1	0	0	0	0	0	0	8	11	0.00	0.000										
37 Mike Adams, R ERA: 1.69	1.0		3	0	0	0	2	0	0	0	0	0	0	8	11	0.00	0.000										
48 Philippe Aumont, R ERA: 1.69	0.1	L	4	1	1	0	1	1	0	0	0	0	0	11	17	0.00	6.000										

AB	28
R	2
H	4
RBI	1
BB	4
SO	9
LOB	10



Batter	1	2	3	4	5	6	7	8	9	AB	R	H	RBI	BB	SO	LOB	TOP										
2 Ben Revere, L (1.8) OBP: 0.296, SLG: 0.240	G1-3		13 1B				G2-3		G6-3	5	0	2	0	0	0	0	Philadelphia Phillies @ Miami Marlins Marlins Park, Miami, FL Sun Apr 14 2013, 1:11 PM - 3:50 PM EDT Att: 21,412 - Roof Closed - 73 F										
13 Freddy Galvis, S (1.6) OBP: 0.500, SLG: 0.333	6 1B		26 G6-3				G1-3		HBP	3	0	2	0	1	0	0											
26 Chase Utley, L (1.4) OBP: 0.327, SLG: 0.532	F8		G6-3						10 6 1B	5	0	1	0	0	0	7											
6 Ryan Howard, L (1.3) OBP: 0.314, SLG: 0.426	1B			L9					10 1B	4	1	3	0	0	0	0											
10 Michael Young, R (1.5) OBP: 0.426, SLG: 0.524	F9			G1-3					10 1B	4	0	1	1	0	0	4											
9 Dominic Brown, L (1.7) OBP: 0.292, SLG: 0.400		P5		L4					10 1B	3	0	0	0	0	1	1											
15 John Mayberry Jr., R (1.9) OBP: 0.423, SLG: 0.571									10 1B	2	0	1	0	1	1	0											
11 Jimmy Rollins, S (8. PH) OBP: 0.320, SLG: 0.435									10 1B	1	0	0	0	0	0	2											
16 Ezequiel Carrera, L (8.9)									10 1B	0	0	0	0	0	0	0											
12 Humberto Quintero, R (1.2) OBP: 0.222, SLG: 0.333									10 1B	3	0	1	0	0	1	3											
31 Erik Kraatz, R (9. PH) OBP: 0.179, SLG: 0.316									10 1B	1	0	0	0	0	0	0											
34 Roy Halladay, R (1.1) OBP: 0.333, SLG: 0.545									10 1B	3	0	0	0	0	0	3											
19 Laynce Nix, L (9. PH) OBP: 0.292, SLG: 0.545									10 1B	1	1	1	1	0	0	0											
58 Jonathan Papelbon, R (9.1)									10 1B	0	0	0	0	0	0	0											
Inning Stats	R: 0 E: 0 K: 0 S: 10	H: 2 LOB: 2 BB: 0 P: 12	R: 0 E: 0 K: 1 S: 12	H: 1 LOB: 1 BB: 0 P: 17	R: 0 E: 0 K: 1 S: 12	H: 2 LOB: 1 BB: 0 P: 18	R: 0 E: 0 K: 0 S: 8	H: 0 LOB: 0 BB: 0 P: 12	R: 0 E: 0 K: 2 S: 12	H: 2 LOB: 3 BB: 1 P: 19	R: 1 E: 0 K: 0 S: 8	H: 2 LOB: 1 BB: 0 P: 14	R: 0 E: 0 K: 1 S: 7	H: 0 LOB: 0 BB: 0 P: 8	R: 0 E: 0 K: 0 S: 11	H: 2 LOB: 2 BB: 1 P: 22	R: 1 E: 0 K: 0 S: 12	H: 1 LOB: 1 BB: 0 P: 20	1B: 9 2B: 3 3B: 0 HR: 1	SF: 0 SAC: 0 DP: 4 HBP: 1	WP: 0 PB: 0 SB: 1 CS: 1	PA: 39					
PITCHER	IP	WLS	BF	H	R	ER	SO	BB	IBB	HBP	BLK	WP	HR	S	P	ERA	WHIP										
45 Kevin Slowey, R (1.1) ERA: 2.04	5.1		25	9	1	1	4	2	0	0	0	0	0	61	91	1.69	2.062										
50 Chad Qualls, R (6.1)	2.1		8	2	0	0	1	0	1	0	0	0	0	17	28	0.00	0.857										
60 Jon Rauch, R (8.1) ERA: 6.35	1.1	L	6	1	1	1	0	0	0	1	0	0	1	14	23	6.75	0.750										

AB	35
R	2
H	12
RBI	2
BB	3
SO	5
LOB	18



Batter	1	2	3	4	5	6	7	8	9	AB	R	H	RBI	BB	SO	LOB	BOTTOM										
9 Juan Pierre, L (1.7) OBP: 0.224, SLG: 0.174	F7		P2				B1-3		G3	4	0	0	0	0	0	1	Philadelphia Phillies @ Miami Marlins Marlins Park, Miami, FL Sun Apr 14 2013, 1:11 PM - 3:50 PM EDT Att: 21,412 - Roof Closed - 73 F										
8 Chris Coghlan, L (1.8) OBP: 0.143, SLG: 0.053	G4-3		G4-3				G4-3		G4-3	4	0	0	0	0	0	1											
30 Placido Polanco, R (1.5) OBP: 0.378, SLG: 0.381	G3						G1-3		BB	3	0	1	0	1	0	0											
29 Greg Dobbs, L (1.3) OBP: 0.300, SLG: 0.343		20 SH3-4					L7		L8	4	0	1	0	0	0	2											
20 Justin Ruggiano, R (1.9) OBP: 0.289, SLG: 0.400		SH3-4					19 1B		F9	3	1	1	0	0	0	2											
19 Rob Brantly, L (1.2) OBP: 0.297, SLG: 0.290		2-3					13 1B		F9	2	0	0	0	0	0	2											
60 Jon Rauch, R (8.1)		P6					3 13 1B		P2	2	0	0	0	1	1	2											
17 Donovan Solano, R (9. PH) OBP: 0.316, SLG: 0.275							BB		P2	0	0	0	0	0	0	0											
13 Chris Valaika, R (1.4) OBP: 0.455, SLG: 0.600							BB		P2	1	0	0	0	0	0	1											
3 Adeiny Hechavarria, R (1.6) OBP: 0.250, SLG: 0.244							BB		P2	3	0	1	1	0	0	1											
45 Kevin Slowey, R (1.1) ERA: 7.83							BB		P2	1	0	0	0	0	0	1											
50 Chad Qualls, R (6.1)							BB		P2	0	0	0	0	0	0	0											
21 Miguel Olivo, R (8.2) OBP: 0.214, SLG: 0.154							BB		P2	1	0	0	0	0	0	0											
Inning Stats	R: 0 E: 0 K: 0 S: 5	H: 0 LOB: 0 BB: 0 P: 11	R: 0 E: 0 K: 0 S: 10	H: 1 LOB: 1 BB: 0 P: 16	R: 0 E: 0 K: 0 S: 7	H: 1 LOB: 1 BB: 0 P: 10	R: 0 E: 0 K: 1 S: 7	H: 1 LOB: 1 BB: 0 P: 10	R: 0 E: 0 K: 0 S: 9	H: 0 LOB: 0 BB: 0 P: 10	R: 0 E: 0 K: 0 S: 5	H: 0 LOB: 0 BB: 0 P: 6	R: 1 E: 0 K: 0 S: 8	H: 2 LOB: 1 BB: 1 P: 15	R: 0 E: 0 K: 0 S: 7	H: 0 LOB: 0 BB: 0 P: 9	R: 0 E: 0 K: 0 S: 11	H: 0 LOB: 1 BB: 1 P: 22	1B: 4 2B: 2 3B: 0 HR: 0	SF: 0 SAC: 2 DP: 1 HBP: 0	WP: 0 PB: 0 SB: 0 CS: 0	PA: 33					
PITCHER	IP	WLS	BF	H	R	ER	SO	BB	IBB	HBP	BLK	WP	HR	S	P	ERA	WHIP										
34 Roy Halladay, R (1.1) ERA: 7.83	8.0		29	5	1	1	2	1	0	0	0	0	0	58	87	1.12	0.750										
58 Jonathan Papelbon, R (9.1) ERA: 3.6	1.0	S	4	0	0	0	0	1	0	0	0	0	0	11	22	0.00	1.000										

AB	29
R	1
H	5
RBI	1
BB	2
SO	2
LOB	12



Batter	1	2	3	4	5	6	7	8	9	AB	R	H	RBI	BB	SO	LOB	TOP										
2 Ben Revere, L (1,8) OBP: 0.276, SLG: 0.222										4	0	0	0	0	0	0	Philadelphia Phillies @ Cincinnati Reds Great American Ball Park, Cincinnati, OH Mon Apr 15 2013, 7:12 PM - 9:37 PM EDT Att: 17,345 - Partly Cloudy - 69 F										
13 Freddy Galvis, S (1,4) OBP: 0.438, SLG: 0.308										4	0	1	0	0	0	0											
11 Jimmy Rollins, S (1,6) OBP: 0.296, SLG: 0.400										4	0	0	0	0	1	1											
6 Ryan Howard, L (1,3) OBP: 0.291, SLG: 0.392										4	0	0	0	0	1	1											
10 Michael Young, R (1,5) OBP: 0.420, SLG: 0.511										3	0	1	0	0	2	0											
9 Dornic Brown, L (1,7) OBP: 0.294, SLG: 0.396										3	1	1	0	0	0	1											
19 Laynce Nix, L (1,9) OBP: 0.333, SLG: 0.520										3	0	1	0	0	0	1											
31 Erik Kratz, R (1,2) OBP: 0.167, SLG: 0.293										3	0	0	0	0	0	3											
33 Cliff Lee, L (1,1) OBP: 0.222, SLG: 0.125										2	0	0	0	0	1	0											
26 Chase Utley, L (8,PH) OBP: 0.340, SLG: 0.604										1	1	1	2	0	0	0											
47 Jeremy Horst, L (8,1) OBP: 0.167, SLG: 0.293										0	0	0	0	0	0	0											
37 Mike Adams, R (8,1) OBP: 0.167, SLG: 0.293										0	0	0	0	0	0	0											
Inning Stats	R: 0 E: 0 K: 0 S: 7	H: 1 LOB: 1 BB: 0 P: 11	R: 0 E: 0 K: 1 S: 7	H: 0 LOB: 0 BB: 0 P: 13	R: 0 E: 0 K: 0 S: 8	H: 0 LOB: 0 BB: 0 P: 13	R: 0 E: 0 K: 0 S: 7	H: 0 LOB: 0 BB: 0 P: 8	R: 0 E: 0 K: 1 S: 9	H: 2 LOB: 1 BB: 0 P: 15	R: 0 E: 0 K: 1 S: 7	H: 0 LOB: 0 BB: 0 P: 10	R: 0 E: 0 K: 1 S: 7	H: 0 LOB: 0 BB: 0 P: 9	R: 2 E: 0 K: 0 S: 8	H: 2 LOB: 0 BB: 0 P: 12	R: 0 E: 0 K: 2 S: 9	H: 0 LOB: 0 BB: 0 P: 14	1B: 4 2B: 0 3B: 0 HR: 1	SF: 0 SAC: 0 DP: 1 HBP: 0	WP: 0 PB: 0 SB: 0 CS: 0	PA: 31					
PITCHER	IP	WLS	BF	H	R	ER	SO	BB	IBB	HBP	BLK	WP	HR	S	P	ERA	WHIP										
61 Bronson Arroyo, R (1,1) ERA: 4.05	8.0	W	28	5	2	2	3	0	0	0	0	0	1	60	91	2.25	0.625										
54 Aroldis Chapman, L (9,1) ERA:	1.0	S	3	0	0	0	2	0	0	0	0	0	0	9	14	0.00	0.000										

Batter	1	2	3	4	5	6	7	8	9	AB	R	H	RBI	BB	SO	LOB	BOTTOM											
17 Shin-Soo Choo, L (1,8) OBP: 0.476, SLG: 0.588										3	0	1	0	0	0	0	Philadelphia Phillies @ Cincinnati Reds Great American Ball Park, Cincinnati, OH Mon Apr 15 2013, 7:12 PM - 9:37 PM EDT Att: 17,345 - Partly Cloudy - 69 F											
2 Zack Cozart, R (1,6) OBP: 0.188, SLG: 0.261										4	1	1	0	0	0	1												
19 Joey Volto, L (1,3) OBP: 0.556, SLG: 0.463										3	1	2	0	1	1	0												
4 Brandon Phillips, R (1,4) OBP: 0.357, SLG: 0.660										4	1	2	2	0	0	1												
32 Jay Bruce, L (1,9) OBP: 0.311, SLG: 0.362										3	0	2	0	1	0	0												
21 Todd Frazier, R (1,5) OBP: 0.370, SLG: 0.553										3	0	0	1	0	2	4												
28 Chris Heisey, R (1,7) OBP: 0.188, SLG: 0.261										4	0	0	0	0	0	4												
29 Ryan Hanigan, R (1,2) OBP: 0.184, SLG: 0.063										3	0	0	0	0	0	2												
61 Bronson Arroyo, R (1,1) ERA: 1.52	7.0	L	4	2	2	2	4	0	0	0	0	0	0	0	0	0												
47 Jeremy Horst, L (8,1) ERA: 9.53	0.1	L	4	2	2	2	0	0	1	0	0	0	0	4	9	54.00		6.000										
37 Mike Adams, R (8,1) ERA: 1.5	0.2	L	4	2	0	0	1	0	0	0	0	0	0	9	15	0.00	3.000											
Inning Stats	R: 0 E: 0 K: 0 S: 9	H: 1 LOB: 1 BB: 0 P: 13	R: 0 E: 0 K: 0 S: 4	H: 1 LOB: 0 BB: 0 P: 5	R: 0 E: 0 K: 1 S: 9	H: 1 LOB: 1 BB: 0 P: 14	R: 0 E: 0 K: 1 S: 8	H: 0 LOB: 0 BB: 0 P: 9	R: 0 E: 0 K: 1 S: 11	H: 0 LOB: 0 BB: 0 P: 16	R: 0 E: 0 K: 1 S: 9	H: 0 LOB: 0 BB: 0 P: 10	R: 2 E: 1 K: 0 S: 20	H: 2 LOB: 1 BB: 1 P: 29	R: 2 E: 0 K: 1 S: 13	H: 4 LOB: 3 BB: 1 P: 24	R: 2 E: 0 K: 1 S: 13	H: 4 LOB: 3 BB: 1 P: 24	1B: 7 2B: 3 3B: 0 HR: 0	SF: 1 SAC: 1 DP: 2 HBP: 0	WP: 1 PB: 0 SB: 0 CS: 0	PA: 34						
PITCHER	IP	WLS	BF	H	R	ER	SO	BB	IBB	HBP	BLK	WP	HR	S	P	ERA	WHIP											
33 Cliff Lee, L (1,1) ERA: 1.52	7.0	L	4	2	2	2	4	0	0	0	0	0	0	0	0	0	2.57	0.857										
47 Jeremy Horst, L (8,1) ERA: 9.53	0.1	L	4	2	2	2	0	0	1	0	0	0	0	4	9	54.00	6.000											
37 Mike Adams, R (8,1) ERA: 1.5	0.2	L	4	2	0	0	1	0	0	0	0	0	0	9	15	0.00	3.000											

Batter	1	2	3	4	5	6	7	8	9	AB	R	H	RBI	BB	SO	LOB	TOP					
2 Ben Revere, L (1,8) OBP: 0.242, SLG: 0.194										4	0	0	0	0	1	1	Philadelphia Phillies @ Cincinnati Reds Great American Ball Park, Cincinnati, OH Wed Apr 17 2013, 7:12 PM - 9:47 PM EDT Att: 16,467 - Partly Cloudy - 77 F livebaseballscorecards.com					
11 Jimmy Rollins, S (1,6) OBP: 0.283, SLG: 0.375										3	0	1	0	0	0	1						
45 Chad Durbin, R (6,1)										0	0	0	0	0	0	0						
19 Laynce Nix, L (6,PH) OBP: 0.290, SLG: 0.448										1	0	0	0	0	0	0						
47 Jeremy Horst, L (8,1)										0	0	0	0	0	0	0						
26 Chase Utley, L (1,4) OBP: 0.328, SLG: 0.566										2	0	0	0	0	0	1						
28 Kevin Frandsen, R (6,4) OBP: 0.286, SLG: 0.429										2	0	0	0	0	0	0						
6 Ryan Howard, L (1,3) OBP: 0.274, SLG: 0.362										4	0	1	0	0	1	1						
10 Michael Young, R (1,5) OBP: 0.404, SLG: 0.481										4	0	1	0	0	1	1						
9 Dornic Brown, L (1,7) OBP: 0.273, SLG: 0.365										1	0	0	0	0	1	0						
16 Ezequiel Carrera, L (4,7)										1	0	0	0	0	1	1						
15 John Mayberry Jr., R (1,9) OBP: 0.400, SLG: 0.560										3	1	1	0	0	1	1						
31 Erik Kratz, R (1,2) OBP: 0.152, SLG: 0.267										3	0	0	0	0	1	2						
27 John Lannan, L (1,1) OBP: 0.500, SLG: 1.000										0	0	0	0	0	0	0						
46 Raul Valdes, L (2,1) OBP: 1.000, SLG: 2.000										1	0	1	0	0	0	0						
13 Freddy Galvis, S (6,PH) OBP: 0.444, SLG: 0.533										2	1	1	2	0	0	0						
Inning Stats	R: 0 E: 0 K: 1 S: 11	H: 1 LOB: 1 BB: 0 P: 18	R: 0 E: 0 K: 2 S: 10	H: 0 LOB: 0 BB: 0 P: 14	R: 0 E: 0 K: 1 S: 9	H: 1 LOB: 0 BB: 0 P: 12	R: 0 E: 0 K: 2 S: 9	H: 0 LOB: 0 BB: 0 P: 12	R: 0 E: 0 K: 0 S: 6	H: 0 LOB: 0 BB: 0 P: 8	R: 0 E: 0 K: 0 S: 6	H: 0 LOB: 0 BB: 0 P: 7	R: 0 E: 0 K: 1 S: 7	H: 1 LOB: 1 BB: 0 P: 10	R: 2 E: 0 K: 0 S: 10	H: 2 LOB: 0 BB: 0 P: 16	R: 0 E: 0 K: 0 S: 4	H: 1 LOB: 0 BB: 0 P: 6	1B: 3 2B: 2 3B: 0 HR: 1	SF: 0 SAC: 0 DP: 2 HBP: 1	WP: 0 PB: 0 SB: 0 CS: 0	PA: 32
PITCHER	IP WLS BF H R ER SO BB IBB HBP BLK WP HR S P ERA WHIP																					
44 Mike Leake, R (1,1) ERA: 4.26	7.0 W 24 3 0 0 7 0 0 0 1 0 0 0 58 81 0.00 0.429																					
56 Justin Freeman, R (8,1) ERA: 18.0	1.0 5 2 2 2 0 0 0 0 0 0 0 1 10 16 18.00 2.000																					
66 Logan Ondrusek, R (9,1) ERA: 4.91	1.0 3 1 0 0 0 0 0 0 0 0 0 0 4 6 0.00 1.000																					

Batter	1	2	3	4	5	6	7	8	9	AB	R	H	RBI	BB	SO	LOB	BOTTOM			
15 Derrick Robinson, S (1,8) OBP: 0.400, SLG: 0.308										3	0	1	1	2	1	1	Philadelphia Phillies @ Cincinnati Reds Great American Ball Park, Cincinnati, OH Wed Apr 17 2013, 7:12 PM - 9:47 PM EDT Att: 16,467 - Partly Cloudy - 77 F livebaseballscorecards.com			
2 Zack Cozart, R (1,6) OBP: 0.237, SLG: 0.491										5	3	3	2	0	4	4				
19 Joey Volto, L (1,3) OBP: 0.521, SLG: 0.404										3	1	0	0	0	2	4				
9 Jack Hannahan, L (7,3) OBP: 0.583, SLG: 0.545										1	0	0	0	0	1	1				
4 Brandon Phillips, R (1,4) OBP: 0.381, SLG: 0.638										2	0	2	3	1	0	0				
3 Cesar Izturis, S (6,PH) OBP: 0.250, SLG: 0.200										2	0	0	0	0	0	1				
32 Jay Bruce, L (1,9) OBP: 0.319, SLG: 0.364										4	0	2	2	0	0	1				
21 Todd Frazier, R (1,5) OBP: 0.344, SLG: 0.556										4	1	1	1	0	1	3				
28 Chris Heisey, R (1,7) OBP: 0.189, SLG: 0.275										4	1	1	0	0	0	0				
39 Devin Mesoraco, R (1,2) OBP: 0.421, SLG: 0.467										4	2	2	1	0	1	0				
44 Mike Leake, R (1,1) OBP: 0.444, SLG: 0.667										4	3	3	1	0	0	0				
56 Justin Freeman, R (8,1) ERA: 11.0										0	0	0	0	0	0	0				
66 Logan Ondrusek, R (9,1) ERA: 8.1										0	0	0	0	0	0	0				
Inning Stats	R: 1 E: 0 K: 0 S: 11	H: 2 LOB: 1 BB: 0 P: 19	R: 5 E: 0 K: 1 S: 33	H: 6 LOB: 2 BB: 1 P: 54	R: 3 E: 0 K: 1 S: 15	H: 4 LOB: 2 BB: 1 P: 23	R: 0 E: 0 K: 0 S: 8	H: 0 LOB: 0 BB: 0 P: 10	R: 2 E: 0 K: 2 S: 13	H: 2 LOB: 0 BB: 0 P: 19	R: 0 E: 0 K: 0 S: 8	H: 1 LOB: 0 BB: 0 P: 13	R: 0 E: 0 K: 1 S: 7	H: 0 LOB: 0 BB: 0 P: 7	R: 0 E: 0 K: 1 S: 7	H: 0 LOB: 1 BB: 1 P: 13	1B: 8 2B: 4 3B: 1 HR: 2	SF: 0 SAC: 0 DP: 1 HBP: 1	WP: 1 PB: 0 SB: 0 CS: 1	PA: 40
PITCHER	IP WLS BF H R ER SO BB IBB HBP BLK WP HR S P ERA WHIP																			
27 John Lannan, L (1,1) ERA: 6.14	1.2 L 14 8 6 6 0 1 0 0 0 0 1 40 59 32.40 5.400																			
46 Raul Valdes, L (2,1) ERA: 11.0	3.1 16 6 5 5 4 1 0 0 0 0 1 40 59 13.50 2.100																			
45 Chad Durbin, R (6,1) ERA: 5.06	2.0 6 1 0 0 1 0 0 0 0 0 0 15 20 0.00 0.500																			
47 Jeremy Horst, L (8,1) ERA: 8.1	1.0 4 0 0 0 0 1 1 0 0 0 0 0 7 13 0.00 1.000																			

Batter	1	2	3	4	5	6	7	8	9	AB	R	H	RBI	BB	SO	LOB	TOP			
13 Matt Carpenter, L OBP: 0.343, SLG: 0.417										2	0	0	0	1	0	0	St. Louis Cardinals @ Philadelphia Phillies Citizens Bank Park, Philadelphia, PA Fri Apr 19 2013, 7:07 PM - 9:07 PM EDT Att: 34,092 - Cloudy - 74 F			
19 Jon Jay, L OBP: 0.268, SLG: 0.358										3	0	0	0	0	1	1				
7 Matt Holliday, R OBP: 0.359, SLG: 0.426										3	1	1	1	0	1	0				
3 Carlos Beltrán, S OBP: 0.296, SLG: 0.451										3	1	1	1	0	1	0				
21 Allen Craig, R OBP: 0.267, SLG: 0.309										3	0	0	0	0	1	0				
12 Ty Wigginton, R OBP: 0.188, SLG: 0.133										2	0	0	0	1	1	0				
48 Tony Cruz, R OBP: 0.267, SLG: 0.309										3	0	0	0	0	1	1				
38 Pete Kozma, R OBP: 0.245, SLG: 0.380										2	0	0	0	0	0	0				
54 Jaime García, L OBP: 0.354, SLG: 0.222										1	0	0	0	0	0	0				
59 Fernando Salas, R OBP: 0.354, SLG: 0.222										0	0	0	0	0	0	0				
43 Shane Robinson, R OBP: 0.354, SLG: 0.222										1	0	0	0	0	0	0				
34 Marc Rzepczynski, L OBP: 0.354, SLG: 0.222										0	0	0	0	0	0	0				
Inning Stats	R: 0 E: 0 K: 1 S: 7	H: 0 LOB: 0 BB: 0 P: 13	R: 1 E: 0 K: 1 S: 8	H: 1 LOB: 0 BB: 0 P: 14	R: 0 E: 0 K: 0 S: 8	H: 0 LOB: 0 BB: 0 P: 16	R: 0 E: 0 K: 0 S: 5	H: 0 LOB: 0 BB: 0 P: 9	R: 0 E: 0 K: 1 S: 8	H: 0 LOB: 0 BB: 0 P: 11	R: 0 E: 0 K: 1 S: 11	H: 0 LOB: 1 BB: 1 P: 20	R: 1 E: 0 K: 2 S: 12	H: 1 LOB: 1 BB: 1 P: 26			1B: 0 2B: 0 3B: 0 HR: 2	SF: 0 SAC: 0 DP: 0 HBP: 0	WP: 0 PB: 0 SB: 0 CS: 0	PA: 25
PITCHER 34 Roy Halladay, R ERA: 6.04	IP: 7.0 WLS: W BF: 25 H: 2 R: 2 ER: 2 SO: 6 BB: 2 IBB: 0 HBP: 0 BLK: 0 WP: 0 HR: 2 S: 59 P: 109 ERA: 2.57 WHIP: 0.571																			

Batter	1	2	3	4	5	6	7	8	9	AB	R	H	RBI	BB	SO	LOB	BOTTOM
11 Jimmy Rollins, S OBP: 0.290, SLG: 0.400										4	1	2	0	0	0	0	St. Louis Cardinals @ Philadelphia Phillies Citizens Bank Park, Philadelphia, PA Fri Apr 19 2013, 7:07 PM - 9:07 PM EDT Att: 34,092 - Cloudy - 74 F
13 Freddy Galvis, S OBP: 0.370, SLG: 0.458										4	0	0	0	0	0	3	
26 Chase Utley, L OBP: 0.348, SLG: 0.550										3	1	1	1	1	1	0	
10 Michael Young, R OBP: 0.391, SLG: 0.458										3	1	1	0	0	0	1	
15 John Mayberry Jr., R OBP: 0.417, SLG: 0.581										3	1	2	1	0	1	1	
28 Kevin Frandsen, R OBP: 0.273, SLG: 0.300										2	2	0	0	1	0	1	
2 Ben Revere, L OBP: 0.284, SLG: 0.250										3	2	2	1	0	0	0	
12 Humberto Quintero, R OBP: 0.286, SLG: 0.429										3	0	2	2	0	1	0	
34 Roy Halladay, R OBP: 0.273, SLG: 0.300										3	0	0	0	0	3	2	
Inning Stats	R: 5 E: 1 K: 1 S: 24	H: 4 LOB: 1 BB: 1 P: 33	R: 1 E: 0 K: 1 S: 12	H: 2 LOB: 1 BB: 0 P: 17	R: 2 E: 0 K: 1 S: 13	H: 3 LOB: 1 BB: 1 P: 22	R: 0 E: 0 K: 0 S: 11	H: 1 LOB: 0 BB: 0 P: 17	R: 0 E: 0 K: 2 S: 11	H: 0 LOB: 0 BB: 0 P: 17	R: 0 E: 0 K: 1 S: 7	H: 0 LOB: 0 BB: 0 P: 8	1B: 6 2B: 3 3B: 1 HR: 0	SF: 0 SAC: 0 DP: 1 HBP: 0	WP: 1 PB: 0 SB: 0 CS: 0	PA: 30	
PITCHER 54 Jaime García, L ERA: 3.22 59 Fernando Salas, R ERA: 5.14 34 Marc Rzepczynski, L ERA: 6.4	IP: 3.0 WLS: L BF: 20 H: 9 R: 8 ER: 4 SO: 3 BB: 0 IBB: 0 HBP: 0 BLK: 0 WP: 1 HR: 0 S: 49 P: 72 ERA: 12.00 WHIP: 3.667																

Batter	1	2	3	4	5	6	7	8	9	AB	R	H	RBI	BB	SO	LOB	TOP				
19 Jon Jay, L OBP: 0.250, SLG: 0.333										5	1	0	0	0	1	2					
13 Matt Carpenter, L OBP: 0.328, SLG: 0.453										4	1	1	1	0	2	0					
3 Carlos Beltrán, S OBP: 0.328, SLG: 0.500										4	0	2	0	1	0	0					
21 Allen Craig, R OBP: 0.275, SLG: 0.313										5	1	2	1	0	1	2					
4 Yadier Molina, R OBP: 0.352, SLG: 0.485										4	0	1	0	1	2	3					
53 Matt Adams, L OBP: 0.275, SLG: 1.042										3	0	2	0	1	1	3					
23 David Freese, R OBP: 0.314, SLG: 0.290										4	0	1	1	0	1	6					
38 Pete Kozma, R OBP: 0.262, SLG: 0.357										4	0	1	0	0	0	4					
35 Jake Westbrook, R 59 Fernando Salas, R 36 Randy Choate, L 43 Shane Robinson, R 41 Mitchell Boggs, R 34 Marc Rzepczynski, L										2	0	0	0	0	0	4					
Inning Stats	R: 1 H: 2 E: 0 K: 2 S: 20	H: 2 BB: 0 P: 33	R: 0 H: 1 E: 0 K: 0 S: 10	H: 1 LOB: 2 P: 20	R: 0 H: 0 E: 0 K: 1 S: 8	H: 0 LOB: 0 P: 10	R: 0 H: 2 E: 0 K: 1 S: 12	H: 2 LOB: 2 P: 20	R: 0 H: 0 E: 0 K: 1 S: 6	H: 3 LOB: 2 P: 20	R: 1 H: 1 E: 0 K: 1 S: 20	H: 1 LOB: 3 P: 35	R: 0 H: 0 E: 0 K: 1 S: 6	H: 0 LOB: 1 P: 9	R: 0 H: 1 E: 0 K: 1 S: 10	H: 1 LOB: 0 P: 12	1B: 8 2B: 1 3B: 0 HR: 1	SF: 0 SAC: 2 DP: 0 HBP: 0	WP: 0 PB: 0 SB: 0 CS: 0	PA: 41	
PITCHER	IP WLS BF H R ER SO BB IBB HBP BLK WP HR S P ERA WHIP	IP WLS BF H R ER SO BB IBB HBP BLK WP HR S P ERA WHIP	IP WLS BF H R ER SO BB IBB HBP BLK WP HR S P ERA WHIP	IP WLS BF H R ER SO BB IBB HBP BLK WP HR S P ERA WHIP	IP WLS BF H R ER SO BB IBB HBP BLK WP HR S P ERA WHIP	IP WLS BF H R ER SO BB IBB HBP BLK WP HR S P ERA WHIP	IP WLS BF H R ER SO BB IBB HBP BLK WP HR S P ERA WHIP	IP WLS BF H R ER SO BB IBB HBP BLK WP HR S P ERA WHIP	IP WLS BF H R ER SO BB IBB HBP BLK WP HR S P ERA WHIP	IP WLS BF H R ER SO BB IBB HBP BLK WP HR S P ERA WHIP	IP WLS BF H R ER SO BB IBB HBP BLK WP HR S P ERA WHIP	IP WLS BF H R ER SO BB IBB HBP BLK WP HR S P ERA WHIP	IP WLS BF H R ER SO BB IBB HBP BLK WP HR S P ERA WHIP	IP WLS BF H R ER SO BB IBB HBP BLK WP HR S P ERA WHIP	IP WLS BF H R ER SO BB IBB HBP BLK WP HR S P ERA WHIP	IP WLS BF H R ER SO BB IBB HBP BLK WP HR S P ERA WHIP	IP WLS BF H R ER SO BB IBB HBP BLK WP HR S P ERA WHIP	IP WLS BF H R ER SO BB IBB HBP BLK WP HR S P ERA WHIP	IP WLS BF H R ER SO BB IBB HBP BLK WP HR S P ERA WHIP	IP WLS BF H R ER SO BB IBB HBP BLK WP HR S P ERA WHIP	IP WLS BF H R ER SO BB IBB HBP BLK WP HR S P ERA WHIP

St. Louis Cardinals @ Philadelphia Phillies
Citizens Bank Park, Philadelphia, PA
Sun Apr 21 2013, 8:09 PM - 11:37 PM EDT
Att: 35,115 - Cloudy - 50 F

AB 36
R 3
H 10
RBI 3
BB 3
SO 9
LOB 24



Batter	1	2	3	4	5	6	7	8	9	AB	R	H	RBI	BB	SO	LOB	BOTTOM				
11 Jimmy Rollins, S OBP: 0.295, SLG: 0.419										5	1	3	0	0	1	1					
15 John Mayberry Jr., R OBP: 0.409, SLG: 0.553										4	1	1	0	1	2	4					
26 Chase Utley, L OBP: 0.347, SLG: 0.529										5	0	2	1	0	1	4					
6 Ryan Howard, L OBP: 0.300, SLG: 0.385										3	0	1	1	0	0	1					
10 Michael Young, R OBP: 0.389, SLG: 0.439										3	1	1	0	1	0	2					
9 Dominic Brown, L OBP: 0.313, SLG: 0.351										2	1	1	0	2	0	0					
2 Ben Revere, L OBP: 0.253, SLG: 0.240										4	1	1	1	0	0	4					
31 Erik Kratz, R OBP: 0.211, SLG: 0.357										4	2	2	3	0	0	0					
38 Kyle Kendrick, R 59 Fernando Salas, R 45 Chad Durbin, R 19 Laynce Nix, L 37 Mike Adams, R 28 Kevin Frandsen, R 58 Jonathan Papelbon, R										2	0	0	0	0	2	0					
Inning Stats	R: 2 H: 2 E: 0 K: 0 S: 12	H: 2 LOB: 0 P: 23	R: 0 H: 0 E: 0 K: 0 S: 8	H: 0 LOB: 0 P: 13	R: 0 H: 1 E: 0 K: 2 S: 10	H: 1 LOB: 1 P: 17	R: 0 H: 1 E: 0 K: 0 S: 5	H: 1 LOB: 1 P: 13	R: 0 H: 1 E: 0 K: 2 S: 9	H: 1 LOB: 2 P: 18	R: 1 H: 2 E: 0 K: 1 S: 20	H: 2 LOB: 1 P: 28	R: 4 H: 6 E: 0 K: 1 S: 19	H: 6 LOB: 2 P: 31	1B: 10 2B: 3 3B: 1 HR: 1	SF: 1 SAC: 0 DP: 3 HBP: 0	WP: 0 PB: 0 SB: 1 CS: 0	PA: 39			
PITCHER	IP WLS BF H R ER SO BB IBB HBP BLK WP HR S P ERA WHIP	IP WLS BF H R ER SO BB IBB HBP BLK WP HR S P ERA WHIP	IP WLS BF H R ER SO BB IBB HBP BLK WP HR S P ERA WHIP	IP WLS BF H R ER SO BB IBB HBP BLK WP HR S P ERA WHIP	IP WLS BF H R ER SO BB IBB HBP BLK WP HR S P ERA WHIP	IP WLS BF H R ER SO BB IBB HBP BLK WP HR S P ERA WHIP	IP WLS BF H R ER SO BB IBB HBP BLK WP HR S P ERA WHIP	IP WLS BF H R ER SO BB IBB HBP BLK WP HR S P ERA WHIP	IP WLS BF H R ER SO BB IBB HBP BLK WP HR S P ERA WHIP	IP WLS BF H R ER SO BB IBB HBP BLK WP HR S P ERA WHIP	IP WLS BF H R ER SO BB IBB HBP BLK WP HR S P ERA WHIP	IP WLS BF H R ER SO BB IBB HBP BLK WP HR S P ERA WHIP	IP WLS BF H R ER SO BB IBB HBP BLK WP HR S P ERA WHIP	IP WLS BF H R ER SO BB IBB HBP BLK WP HR S P ERA WHIP	IP WLS BF H R ER SO BB IBB HBP BLK WP HR S P ERA WHIP	IP WLS BF H R ER SO BB IBB HBP BLK WP HR S P ERA WHIP	IP WLS BF H R ER SO BB IBB HBP BLK WP HR S P ERA WHIP	IP WLS BF H R ER SO BB IBB HBP BLK WP HR S P ERA WHIP	IP WLS BF H R ER SO BB IBB HBP BLK WP HR S P ERA WHIP	IP WLS BF H R ER SO BB IBB HBP BLK WP HR S P ERA WHIP	IP WLS BF H R ER SO BB IBB HBP BLK WP HR S P ERA WHIP

St. Louis Cardinals @ Philadelphia Phillies
Citizens Bank Park, Philadelphia, PA
Sun Apr 21 2013, 8:09 PM - 11:37 PM EDT
Att: 35,115 - Cloudy - 50 F

AB 34
R 7
H 14
RBI 7
BB 4
SO 6
LOB 16



Batter	1	2	3	4	5	6	7	8	9	AB	R	H	RBI	BB	SO	LOB	TOP							
6 Starling Marte, R OBP: 0.367, SLG: 0.466										4	0	1	0	0	0	1	Pittsburgh Pirates @ Philadelphia Phillies Citizens Bank Park, Philadelphia, PA Mon Apr 22 2013, 7:07 PM - 9:58 PM EDT Att: 35,385 - Cloudy - 50 F							
23 Travis Snider, L OBP: 0.415, SLG: 0.478										4	0	0	0	0	0	2								
22 Andrew McCutchen, R OBP: 0.312, SLG: 0.457										4	0	0	0	0	1	1								
46 Garrett Jones, L OBP: 0.339, SLG: 0.426										4	0	1	0	0	2	1								
7 Alex Presley, L OBP: 0.333, SLG: 0.333										0	0	0	0	0	0	0								
18 Neil Walker, S OBP: 0.351, SLG: 0.368										4	0	1	0	0	2	1								
24 Pedro Alvarez, L OBP: 0.239, SLG: 0.300										4	1	2	1	0	2	2								
55 Russell Martin, R OBP: 0.349, SLG: 0.426										3	1	2	1	0	0	1								
12 Clint Barmes, R OBP: 0.176, SLG: 0.184										3	0	1	0	0	2	0								
32 Vin Mazzaro, R										0	0	0	0	0	0	0								
34 A.J. Burnett, R										1	0	0	0	0	1	0								
48 Jared Hughes, R										0	0	0	0	0	0	0								
17 John McDonald, R OBP: 0.200, SLG: 0.077										1	0	0	0	0	1	0								
Inning Stats	R: 0 H: 1 E: 0 K: 1 S: 10	H: 1 LOB: 1 BB: 0 P: 18	R: 1 H: 2 E: 0 K: 2 S: 11	H: 2 LOB: 0 BB: 0 P: 18	R: 0 H: 0 E: 0 K: 1 S: 6	H: 0 LOB: 0 BB: 0 P: 8	R: 0 H: 1 E: 0 K: 2 S: 9	H: 1 LOB: 1 BB: 0 P: 14	R: 1 H: 2 E: 0 K: 0 S: 13	H: 2 LOB: 1 BB: 0 P: 21	R: 0 H: 0 E: 0 K: 2 S: 10	H: 0 LOB: 0 BB: 0 P: 14	R: 0 H: 1 E: 0 K: 1 S: 8	H: 1 LOB: 0 BB: 0 P: 15	R: 0 H: 0 E: 0 K: 1 S: 9	H: 0 LOB: 0 BB: 0 P: 12	R: 0 H: 1 E: 0 K: 1 S: 7	H: 1 LOB: 1 BB: 0 P: 7	1B: 3 2B: 3 3B: 0 HR: 2	SF: 0 SAC: 1 DP: 1 HBP: 0	WP: 0 PB: 0 SB: 0 CS: 0	PA: 33		
PITCHER	IP WLS BF H R ER SO BB IBB HBP BLK WP HR S P ERA WHIP	IP WLS BF H R ER SO BB IBB HBP BLK WP HR S P ERA WHIP	IP WLS BF H R ER SO BB IBB HBP BLK WP HR S P ERA WHIP	IP WLS BF H R ER SO BB IBB HBP BLK WP HR S P ERA WHIP	IP WLS BF H R ER SO BB IBB HBP BLK WP HR S P ERA WHIP	IP WLS BF H R ER SO BB IBB HBP BLK WP HR S P ERA WHIP	IP WLS BF H R ER SO BB IBB HBP BLK WP HR S P ERA WHIP	IP WLS BF H R ER SO BB IBB HBP BLK WP HR S P ERA WHIP	IP WLS BF H R ER SO BB IBB HBP BLK WP HR S P ERA WHIP	IP WLS BF H R ER SO BB IBB HBP BLK WP HR S P ERA WHIP	IP WLS BF H R ER SO BB IBB HBP BLK WP HR S P ERA WHIP	IP WLS BF H R ER SO BB IBB HBP BLK WP HR S P ERA WHIP	IP WLS BF H R ER SO BB IBB HBP BLK WP HR S P ERA WHIP	IP WLS BF H R ER SO BB IBB HBP BLK WP HR S P ERA WHIP	IP WLS BF H R ER SO BB IBB HBP BLK WP HR S P ERA WHIP	IP WLS BF H R ER SO BB IBB HBP BLK WP HR S P ERA WHIP	IP WLS BF H R ER SO BB IBB HBP BLK WP HR S P ERA WHIP	IP WLS BF H R ER SO BB IBB HBP BLK WP HR S P ERA WHIP	IP WLS BF H R ER SO BB IBB HBP BLK WP HR S P ERA WHIP	IP WLS BF H R ER SO BB IBB HBP BLK WP HR S P ERA WHIP	IP WLS BF H R ER SO BB IBB HBP BLK WP HR S P ERA WHIP	IP WLS BF H R ER SO BB IBB HBP BLK WP HR S P ERA WHIP	IP WLS BF H R ER SO BB IBB HBP BLK WP HR S P ERA WHIP	IP WLS BF H R ER SO BB IBB HBP BLK WP HR S P ERA WHIP

Batter	1	2	3	4	5	6	7	8	9	AB	R	H	RBI	BB	SO	LOB	BOTTOM							
11 Jimmy Rollins, S OBP: 0.317, SLG: 0.429										3	0	2	2	0	1	0	Pittsburgh Pirates @ Philadelphia Phillies Citizens Bank Park, Philadelphia, PA Mon Apr 22 2013, 7:07 PM - 9:58 PM EDT Att: 35,385 - Cloudy - 50 F							
15 John Mayberry Jr., R OBP: 0.375, SLG: 0.500										4	0	0	0	0	3	7								
26 Chase Utley, L OBP: 0.354, SLG: 0.528										4	0	2	0	0	1	1								
6 Ryan Howard, L OBP: 0.297, SLG: 0.377										4	0	1	0	0	1	3								
10 Michael Young, R OBP: 0.395, SLG: 0.435										3	1	1	0	1	0	1								
9 Domonic Brown, L OBP: 0.309, SLG: 0.333										3	0	0	0	1	0	2								
2 Ben Revere, L OBP: 0.253, SLG: 0.241										4	0	1	0	0	0	2								
31 Erik Kratz, R OBP: 0.213, SLG: 0.339										3	1	0	0	1	2	5								
44 Jonathan Pettibone, L										1	1	0	0	1	1	3								
46 Raul Valdes, L										0	0	0	0	0	0	0								
16 Ezequiel Carrera, L										0	0	0	0	0	0	0								
59 Antonio Bastardo, R										0	0	0	0	0	0	0								
37 Mike Adams, R										0	0	0	0	0	0	0								
58 Jonathan Papelbon, R										0	0	0	0	0	0	0								
Inning Stats	R: 0 H: 0 E: 0 K: 2 S: 9	H: 0 LOB: 0 BB: 0 P: 13	R: 0 H: 1 E: 0 K: 0 S: 13	H: 1 LOB: 2 BB: 1 P: 25	R: 1 H: 1 E: 0 K: 2 S: 10	H: 1 LOB: 1 BB: 1 P: 19	R: 1 H: 2 E: 0 K: 3 S: 21	H: 2 LOB: 3 BB: 1 P: 35	R: 0 H: 1 E: 0 K: 0 S: 6	H: 1 LOB: 0 BB: 0 P: 9	R: 1 H: 2 E: 0 K: 1 S: 14	H: 2 LOB: 2 BB: 1 P: 24	R: 0 H: 1 E: 0 K: 0 S: 7	H: 1 LOB: 0 BB: 0 P: 9	R: 0 H: 0 E: 0 K: 1 S: 9	H: 0 LOB: 0 BB: 0 P: 15	R: 0 H: 0 E: 0 K: 1 S: 9	H: 0 LOB: 0 BB: 0 P: 15	1B: 8 2B: 0 3B: 0 HR: 0	SF: 0 SAC: 0 DP: 2 HBP: 1	WP: 1 PB: 0 SB: 0 CS: 0	PA: 35		
PITCHER	IP WLS BF H R ER SO BB IBB HBP BLK WP HR S P ERA WHIP	IP WLS BF H R ER SO BB IBB HBP BLK WP HR S P ERA WHIP	IP WLS BF H R ER SO BB IBB HBP BLK WP HR S P ERA WHIP	IP WLS BF H R ER SO BB IBB HBP BLK WP HR S P ERA WHIP	IP WLS BF H R ER SO BB IBB HBP BLK WP HR S P ERA WHIP	IP WLS BF H R ER SO BB IBB HBP BLK WP HR S P ERA WHIP	IP WLS BF H R ER SO BB IBB HBP BLK WP HR S P ERA WHIP	IP WLS BF H R ER SO BB IBB HBP BLK WP HR S P ERA WHIP	IP WLS BF H R ER SO BB IBB HBP BLK WP HR S P ERA WHIP	IP WLS BF H R ER SO BB IBB HBP BLK WP HR S P ERA WHIP	IP WLS BF H R ER SO BB IBB HBP BLK WP HR S P ERA WHIP	IP WLS BF H R ER SO BB IBB HBP BLK WP HR S P ERA WHIP	IP WLS BF H R ER SO BB IBB HBP BLK WP HR S P ERA WHIP	IP WLS BF H R ER SO BB IBB HBP BLK WP HR S P ERA WHIP	IP WLS BF H R ER SO BB IBB HBP BLK WP HR S P ERA WHIP	IP WLS BF H R ER SO BB IBB HBP BLK WP HR S P ERA WHIP	IP WLS BF H R ER SO BB IBB HBP BLK WP HR S P ERA WHIP	IP WLS BF H R ER SO BB IBB HBP BLK WP HR S P ERA WHIP	IP WLS BF H R ER SO BB IBB HBP BLK WP HR S P ERA WHIP	IP WLS BF H R ER SO BB IBB HBP BLK WP HR S P ERA WHIP	IP WLS BF H R ER SO BB IBB HBP BLK WP HR S P ERA WHIP	IP WLS BF H R ER SO BB IBB HBP BLK WP HR S P ERA WHIP	IP WLS BF H R ER SO BB IBB HBP BLK WP HR S P ERA WHIP	IP WLS BF H R ER SO BB IBB HBP BLK WP HR S P ERA WHIP



Batter	1	2	3	4	5	6	7	8	9	AB	R	H	RBI	BB	SO	LOB	TOP					
11 Jimmy Rollins, S OBP: 0.313, SLG: 0.402										3	1	1	0	1	0	2	Philadelphia Phillies @ New York Mets Citi Field, Flushing, NY Fri Apr 26 2013, 7:12 PM - 9:45 PM EDT Att: 21,582 - Partly Cloudy - 63 F					
26 Chase Utley, L OBP: 0.355, SLG: 0.529										4	1	1	0	0	0	2						
10 Michael Young, R OBP: 0.393, SLG: 0.420										4	1	3	1	0	0	1						
6 Ryan Howard, L OBP: 0.300, SLG: 0.459										4	1	1	3	0	1	2						
9 Dornic Brown, L OBP: 0.310, SLG: 0.351										4	0	0	0	0	2	2						
15 John Mayberry Jr., R OBP: 0.323, SLG: 0.436										4	0	0	0	0	1	1						
19 Laynce Nix, L OBP: 0.280, SLG: 0.450										4	0	1	0	0	2	0						
16 Ezequiel Carrera, L OBP: 0.267, SLG: 0.083										0	0	0	0	0	0	0						
31 Erik Kratz, R OBP: 0.222, SLG: 0.309										3	0	1	0	1	0	1						
38 Kyle Kendrick, R OBP: 0.091, SLG: 0.091										3	0	0	0	0	1	2						
Inning Stats	R: 0 E: 0 K: 0 S: 8	H: 0 LOB: 0 BB: 1 P: 13	R: 0 E: 0 K: 2 S: 9	H: 0 LOB: 0 BB: 0 P: 11	R: 0 E: 0 K: 0 S: 7	H: 1 LOB: 1 BB: 0 P: 8	R: 0 E: 0 K: 0 S: 10	H: 1 LOB: 1 BB: 0 P: 13	R: 0 E: 0 K: 0 S: 11	H: 1 LOB: 1 BB: 0 P: 16	R: 4 E: 0 K: 2 S: 14	H: 4 LOB: 0 BB: 0 P: 22	R: 0 E: 0 K: 0 S: 8	H: 0 LOB: 1 BB: 1 P: 12	R: 0 E: 0 K: 1 S: 12	H: 1 LOB: 1 BB: 0 P: 17	R: 0 E: 0 K: 2 S: 10	H: 0 LOB: 0 BB: 0 P: 16	1B: 6 2B: 1 HR: 1	SF: 0 SAC: 1 DP: 0 HBP: 0	WP: 0 PB: 0 SB: 0 CS: 0	PA: 36
PITCHER	IP WLS BF H R ER SO BB IBB HBP BLK WP HR S P ERA WHIP																					
35 Dillon Gee, R ERA: 5.96	6.0 L 25 7 4 4 4 1 0 0 0 0 0 1 59 83 6.00 1.333																					
27 Jeury Familia, R ERA: 4.15	2.0 8 1 0 0 1 1 0 0 0 0 0 0 20 29 0.00 1.000																					
66 Josh Edgin, L ERA: 9.64	1.0 3 0 0 0 2 0 0 0 0 0 0 0 10 16 0.00 0.000																					

AB 33
R 4
H 8
RBI 4
BB 2
SO 7
LOB 13



Batter	1	2	3	4	5	6	7	8	9	AB	R	H	RBI	BB	SO	LOB	BOTTOM					
23 Mike Baxter, L OBP: 0.342, SLG: 0.290										4	0	0	0	0	1	1	Philadelphia Phillies @ New York Mets Citi Field, Flushing, NY Fri Apr 26 2013, 7:12 PM - 9:45 PM EDT Att: 21,582 - Partly Cloudy - 63 F					
11 Rubén Tejada, R OBP: 0.305, SLG: 0.274										4	0	1	0	0	0	0						
28 Daniel Murphy, L OBP: 0.371, SLG: 0.512										4	0	0	0	0	0	1						
5 David Wright, R OBP: 0.430, SLG: 0.500											4	0	1	0	0	1						
21 Lucas Duda, L OBP: 0.442, SLG: 0.569											3	0	0	0	0	1						
44 John Buck, R OBP: 0.282, SLG: 0.575											3	0	0	0	0	0						
29 Ike Davis, L OBP: 0.263, SLG: 0.338										2	0	0	0	1	1	0						
1 Jordany Valdespin, L OBP: 0.306, SLG: 0.391										3	0	0	0	0	0	1						
35 Dillon Gee, R OBP: 0.125, SLG: 0.125										2	0	0	0	0	1	1						
27 Jeury Familia, R										0	0	0	0	0	0	0						
Justin Turner, R OBP: 0.333, SLG: 0.406										1	0	1	0	0	0	0						
66 Josh Edgin, R										0	0	0	0	0	0	0						
Inning Stats	R: 0 E: 0 K: 1 S: 9	H: 1 LOB: 1 BB: 0 P: 12	R: 0 E: 0 K: 1 S: 8	H: 0 LOB: 0 BB: 0 P: 13	R: 0 E: 0 K: 1 S: 7	H: 0 LOB: 0 BB: 0 P: 9	R: 0 E: 0 K: 1 S: 12	H: 1 LOB: 1 BB: 0 P: 20	R: 0 E: 0 K: 0 S: 9	H: 0 LOB: 1 BB: 1 P: 16	R: 0 E: 0 K: 0 S: 7	H: 0 LOB: 0 BB: 0 P: 10	R: 0 E: 0 K: 1 S: 5	H: 0 LOB: 0 BB: 0 P: 7	R: 0 E: 0 K: 0 S: 8	H: 1 LOB: 1 BB: 0 P: 10	R: 0 E: 0 K: 0 S: 8	H: 0 LOB: 0 BB: 0 P: 10	1B: 3 2B: 0 HR: 0	SF: 0 SAC: 0 DP: 0 HBP: 0	WP: 0 PB: 0 SB: 0 CS: 0	PA: 31
PITCHER	IP WLS BF H R ER SO BB IBB HBP BLK WP HR S P ERA WHIP																					
38 Kyle Kendrick, R ERA: 2.41	9.0 W 31 3 0 0 5 1 0 0 0 0 0 0 73 107 0.00 0.444																					

AB 30
R 0
H 3
RBI 0
BB 1
SO 5
LOB 6



Batter	1	2	3	4	5	6	7	8	9	AB	R	H	RBI	BB	SO	LOB	TOP					
11 Jimmy Rollins, S OBP: 0.313, SLG: 0.394 13 Freddy Galvis, S OBP: 0.300, SLG: 0.417	L8		F7			K		G6-4-3 BB		3	0	0	0	0	1	0	Philadelphia Phillies @ Cleveland Indians Progressive Field, Cleveland, OH Tue Apr 30 2013, 7:08 PM - 9:40 PM EDT Att: 10,841 - Clear - 76 F					
10 Michael Young, R OBP: 0.412, SLG: 0.418	K			G6-3		L7		G6-4-3 BB		3	0	0	0	1	1	0						
26 Chase Utley, L OBP: 0.340, SLG: 0.531 28 Kevin Frandsen, R OBP: 0.348, SLG: 0.381	G3			F8		HR		G6-4-3		3	1	1	1	0	0	0						
6 Ryan Howard, L OBP: 0.297, SLG: 0.463		K		L7				G6-3		4	0	1	0	0	1	1						
3 Delmon Young, R OBP: 0.750, SLG: 1.667		HR			G5-3 HBP					3	1	2	1	0	0	0						
9 Dornic Brown, L OBP: 0.309, SLG: 0.372	F8					F8				3	0	0	0	1	0	2						
51 Carlos Ruiz, R OBP: 0.125, SLG: 0.250					G5-3					4	0	0	0	0	1	2						
15 John Mayberry Jr., R OBP: 0.324, SLG: 0.470			L9			G1-3				3	0	1	0	0	0	2						
2 Ben Revere, L OBP: 0.234, SLG: 0.222			G4-3			G6-3				3	0	0	0	0	0	3						
Inning Stats	R: 0 E: 0 K: 1 S: 11	H: 0 LOB: 0 BB: 0 P: 17	R: 1 E: 0 K: 2 S: 10	H: 1 LOB: 0 BB: 0 P: 12	R: 0 E: 0 K: 0 S: 7	H: 0 LOB: 0 BB: 0 P: 10	R: 0 E: 0 K: 0 S: 6	H: 0 LOB: 2 BB: 1 P: 10	R: 0 E: 0 K: 0 S: 12	H: 3 LOB: 2 BB: 1 P: 19	R: 0 E: 0 K: 0 S: 7	H: 1 LOB: 0 BB: 0 P: 12	R: 0 E: 0 K: 0 S: 10	H: 0 LOB: 0 BB: 0 P: 6	R: 0 E: 0 K: 0 S: 5	H: 0 LOB: 0 BB: 0 P: 18	1B: 2 2B: 1 3B: 0 HR: 2	SF: 0 SAC: 0 DP: 2 HBP: 1	WP: 0 PB: 0 SB: 0 CS: 0	PA: 34		
PITCHER	IP WLS BF ERA WHIP	IP WLS BF ERA WHIP	IP WLS BF ERA WHIP	IP WLS BF ERA WHIP	IP WLS BF ERA WHIP	IP WLS BF ERA WHIP	IP WLS BF ERA WHIP	IP WLS BF ERA WHIP	IP WLS BF ERA WHIP	IP WLS BF ERA WHIP	IP WLS BF ERA WHIP	IP WLS BF ERA WHIP	IP WLS BF ERA WHIP	IP WLS BF ERA WHIP	IP WLS BF ERA WHIP	IP WLS BF ERA WHIP	IP WLS BF ERA WHIP	IP WLS BF ERA WHIP	IP WLS BF ERA WHIP	IP WLS BF ERA WHIP	IP WLS BF ERA WHIP	
34 Zach McAllister, R ERA: 3.3 50 Nick Hagadone, L ERA: 2.45 32 Matt Albers, R ERA: 3.52	7.0 W 27 2.57 0.857	1.0 4 0 0.00 2.000	1.0 3 0 0.00 0.000																			

AB	30
R	2
H	5
RBI	2
BB	3
SO	4
LOB	12



Batter	1	2	3	4	5	6	7	8	9	AB	R	H	RBI	BB	SO	LOB	BOTTOM					
23 Michael Brantley, L OBP: 0.363, SLG: 0.596	K	G4-3		L8		HR		K		5	1	1	2	0	2	2	Philadelphia Phillies @ Cleveland Indians Progressive Field, Cleveland, OH Tue Apr 30 2013, 7:08 PM - 9:40 PM EDT Att: 10,841 - Clear - 76 F					
22 Jason Kipnis, L OBP: 0.289, SLG: 0.286				G3		G6-3		G3		5	1	2	0	0	2							
13 Asdrubal Cabrera, S OBP: 0.299, SLG: 0.369 4 Mike Aviles, R OBP: 0.283, SLG: 0.429	G3			P5				G3 1B		4	0	1	2	0	1	2						
41 Carlos Santana, S OBP: 0.476, SLG: 0.722										2	1	1	2	3	1	1						
25 Jason Giambi, L OBP: 0.290, SLG: 0.500										4	2	2	0	1	1	2						
12 Mark Reynolds, R OBP: 0.385, SLG: 0.651 10 Yan Gomes, R OBP: 0.200, SLG: 0.600										4	2	2	2	0	1	1						
8 Lonnie Chisenhall, L OBP: 0.253, SLG: 0.405										4	2	2	2	0	1	1						
9 Ryan Raburn, R OBP: 0.370, SLG: 0.620										4	1	1	2	0	1	1						
11 Drew Stubbs, R OBP: 0.307, SLG: 0.354										4	3	3	1	0	1	0						
Inning Stats	R: 4 E: 0 K: 1 S: 18	H: 3 LOB: 1 BB: 1 P: 33	R: 0 E: 0 K: 1 S: 7	H: 0 LOB: 0 BB: 0 P: 9	R: 0 E: 0 K: 1 S: 7	H: 1 LOB: 1 BB: 1 P: 14	R: 4 E: 0 K: 1 S: 15	H: 5 LOB: 1 BB: 0 P: 25	R: 4 E: 0 K: 0 S: 13	H: 4 LOB: 0 BB: 0 P: 21	R: 0 E: 0 K: 1 S: 8	H: 0 LOB: 1 BB: 1 P: 17	R: 2 E: 0 K: 3 S: 13	H: 2 LOB: 0 BB: 0 P: 21	R: 0 E: 0 K: 0 S: 11	H: 2 LOB: 2 BB: 1 P: 17	1B: 9 2B: 1 3B: 0 HR: 7	SF: 0 SAC: 0 DP: 2 HBP: 0	WP: 1 PB: 0 SB: 2 CS: 1	PA: 42		
PITCHER	IP WLS BF ERA WHIP	IP WLS BF ERA WHIP	IP WLS BF ERA WHIP	IP WLS BF ERA WHIP	IP WLS BF ERA WHIP	IP WLS BF ERA WHIP	IP WLS BF ERA WHIP	IP WLS BF ERA WHIP	IP WLS BF ERA WHIP	IP WLS BF ERA WHIP	IP WLS BF ERA WHIP	IP WLS BF ERA WHIP	IP WLS BF ERA WHIP	IP WLS BF ERA WHIP	IP WLS BF ERA WHIP	IP WLS BF ERA WHIP	IP WLS BF ERA WHIP	IP WLS BF ERA WHIP	IP WLS BF ERA WHIP	IP WLS BF ERA WHIP	IP WLS BF ERA WHIP	
34 Roy Halladay, R ERA: 6.75 45 Chad Durbin, R ERA: 7.0 46 Raul Valdes, L ERA: 7.98 48 Philippe Aumont, R ERA: 3.52	3.2 L 21 19.64 3.000	1.1 8 4 27.00 3.000	1.1 8 2 9.00 1.500	1.0 5 2 0.00 3.000																		

AB	38
R	14
H	17
RBI	14
BB	4
SO	8
LOB	14



Batter	1	2	3	4	5	6	7	8	9	AB	R	H	RBI	BB	SO	LOB	TOP				
9 Juan Pierre, L (1, 7) OBP: 0.261, SLG: 0.248 32 Matt Diaz, R (7, PH) (7, 7)	G4-3		G1-3			17 S 1B	K			3	0	1	0	0	0	0					
17 Donovan Solano, R (1, 4) OBP: 0.333, SLG: 0.324	30 FC6-4 1B			HR		K		G6-3		4	1	2	1	0	1	1					
30 Placido Polanco, R (1, 5) OBP: 0.309, SLG: 0.294	FC6-4			G4-3		G1-3		29 BB 1B		4	0	1	0	0	0	2					
29 Greg Dobbs, L (1, 3) OBP: 0.320, SLG: 0.315	G4-3			G3-1		K		BB		3	0	0	0	1	1	2					
20 Justin Ruggiano, R (1, 8) OBP: 0.296, SLG: 0.414	F9			F9		K		K		4	0	0	0	0	2	2					
48 Marcell Ozuna, R (1, 9) OBP: 0.400, SLG: 0.533	F8			F8		3 G4-3 2B		3 BB 19 BB 1B		4	0	2	0	0	0	2					
19 Rob Brantly, L (1, 2) OBP: 0.295, SLG: 0.308	G4-3			F8		F8		3 BB BB		3	0	0	0	1	0	1					
3 Adeiny Hechavarria, R (1, 6) OBP: 0.233, SLG: 0.304			G6-3		G4-3			G4-3		3	0	0	0	1	0	1					
47 Ricky Nolasco, R (1, 1) OBP: 0.083, SLG: 0.083 26 Austin Kearns, R (7, PH) OBP: 0.290, SLG: 0.185 58 Ryan Webb, R (7, 1) 8 Chris Coghlan, L (9, PH) OBP: 0.228, SLG: 0.226	F9		F9		G6-3		K	K		2	0	0	0	0	0	1					
Inning Stats	R: 0 E: 0 K: 0 S: 10	H: 1 LOB: 1 BB: 0 P: 15	R: 0 E: 0 K: 0 S: 11	H: 0 LOB: 0 BB: 0 P: 16	R: 0 E: 0 K: 0 S: 6	H: 0 LOB: 0 BB: 0 P: 8	R: 1 E: 0 K: 0 S: 9	H: 1 LOB: 0 BB: 0 P: 15	R: 0 E: 0 K: 2 S: 11	H: 1 LOB: 1 BB: 0 P: 14	R: 0 E: 0 K: 3 S: 17	H: 1 LOB: 3 BB: 2 P: 35	R: 0 E: 0 K: 1 S: 8	H: 0 LOB: 2 BB: 1 P: 13	R: 0 E: 0 K: 1 S: 9	H: 0 LOB: 0 BB: 0 P: 13	1B: 4 2B: 1 3B: 0 HR: 1	SF: 0 SAC: 0 DP: 0 HBP: 0	WP: 0 PB: 0 SB: 1 CS: 0	PA: 36	
PITCHER	IP WLS BF H R ER SO BB IBB HBP BLK WP HR S P ERA WHIP	IP WLS BF H R ER SO BB IBB HBP BLK WP HR S P ERA WHIP	IP WLS BF H R ER SO BB IBB HBP BLK WP HR S P ERA WHIP	IP WLS BF H R ER SO BB IBB HBP BLK WP HR S P ERA WHIP	IP WLS BF H R ER SO BB IBB HBP BLK WP HR S P ERA WHIP	IP WLS BF H R ER SO BB IBB HBP BLK WP HR S P ERA WHIP	IP WLS BF H R ER SO BB IBB HBP BLK WP HR S P ERA WHIP	IP WLS BF H R ER SO BB IBB HBP BLK WP HR S P ERA WHIP	IP WLS BF H R ER SO BB IBB HBP BLK WP HR S P ERA WHIP	IP WLS BF H R ER SO BB IBB HBP BLK WP HR S P ERA WHIP	IP WLS BF H R ER SO BB IBB HBP BLK WP HR S P ERA WHIP	IP WLS BF H R ER SO BB IBB HBP BLK WP HR S P ERA WHIP	IP WLS BF H R ER SO BB IBB HBP BLK WP HR S P ERA WHIP	IP WLS BF H R ER SO BB IBB HBP BLK WP HR S P ERA WHIP	IP WLS BF H R ER SO BB IBB HBP BLK WP HR S P ERA WHIP	IP WLS BF H R ER SO BB IBB HBP BLK WP HR S P ERA WHIP	IP WLS BF H R ER SO BB IBB HBP BLK WP HR S P ERA WHIP	IP WLS BF H R ER SO BB IBB HBP BLK WP HR S P ERA WHIP	IP WLS BF H R ER SO BB IBB HBP BLK WP HR S P ERA WHIP	IP WLS BF H R ER SO BB IBB HBP BLK WP HR S P ERA WHIP	IP WLS BF H R ER SO BB IBB HBP BLK WP HR S P ERA WHIP

Miami Marlins @ Philadelphia Phillies
Citizens Bank Park, Philadelphia, PA
Fri May 03 2013, 7:07 PM - 9:47 PM EDT
Att: 36,292 - Partly Cloudy - G3 F

AB 33
R 1
H 6
RBI 1
BB 3
SO 7
LOB 18



Batter	1	2	3	4	5	6	7	8	9	AB	R	H	RBI	BB	SO	LOB	BOTTOM				
11 Jimmy Rollins, S (1, 6) OBP: 0.298, SLG: 0.365	10 G4-6-3 1B		G3			G3-1		F9		4	0	1	0	0	0	2					
26 Chase Utley, L (1, 4) OBP: 0.331, SLG: 0.523	F9			HR		E4 10 G5-4-3		L9		4	1	1	1	0	0	1					
10 Michael Young, R (1, 5) OBP: 0.386, SLG: 0.398	G4-6-3		L4		G5-4-3			G6-3		4	0	0	0	0	0	2					
6 Ryan Howard, L (1, 3) OBP: 0.319, SLG: 0.519		HR		2B		L9		BB		3	1	2	1	1	0	0					
3 Delmon Young, R (1, 9) OBP: 0.357, SLG: 0.583 37 Mike Adams, R (8, 1) 19 Laynce Nix, L (8, PH) OBP: 0.327, SLG: 0.408 58 Jonathan Papelbon, R (9, 1)	F8		K			L9		K		3	0	1	0	0	1	0					
9 Domonic Brown, L (1, 7) OBP: 0.333, SLG: 0.454	K			HR		K		K		3	1	1	1	0	2	1					
51 Carlos Ruiz, R (1, 2) OBP: 0.133, SLG: 0.200	2 S 1B		K			G5-3		G6-3		3	1	1	0	0	1	1					
2 Ben Revere, L (1, 8) OBP: 0.248, SLG: 0.229	44 BB 1B		G4-3			K		K		3	0	1	1	0	1	0					
44 Jonathan Pettibone, L (1, 1) OBP: 0.500, SLG: 0.250 59 Antonio Bastardo, R (7, 1) 15 John Mayberry Jr., R (7, PH) OBP: 0.316, SLG: 0.443	1B		F7			P6				1	0	0	0	1	0	0					
Inning Stats	R: 0 E: 0 K: 0 S: 6	H: 3 LOB: 2 BB: 1 P: 24	R: 2 E: 0 K: 1 S: 12	H: 3 LOB: 1 BB: 1 P: 24	R: 1 E: 0 K: 1 S: 9	H: 2 LOB: 0 BB: 0 P: 13	R: 1 E: 0 K: 1 S: 13	H: 1 LOB: 0 BB: 0 P: 18	R: 0 E: 0 K: 1 S: 4	H: 0 LOB: 0 BB: 0 P: 8	R: 0 E: 0 K: 1 S: 14	H: 1 LOB: 1 BB: 0 P: 21	R: 0 E: 0 K: 1 S: 10	H: 0 LOB: 0 BB: 0 P: 16	R: 0 E: 0 K: 1 S: 5	H: 0 LOB: 1 BB: 1 P: 11	1B: 3 2B: 2 3B: 0 HR: 3	SF: 0 SAC: 0 DP: 2 HBP: 0	WP: 0 PB: 0 SB: 1 CS: 0	PA: 32	
PITCHER	IP WLS BF H R ER SO BB IBB HBP BLK WP HR S P ERA WHIP	IP WLS BF H R ER SO BB IBB HBP BLK WP HR S P ERA WHIP	IP WLS BF H R ER SO BB IBB HBP BLK WP HR S P ERA WHIP	IP WLS BF H R ER SO BB IBB HBP BLK WP HR S P ERA WHIP	IP WLS BF H R ER SO BB IBB HBP BLK WP HR S P ERA WHIP	IP WLS BF H R ER SO BB IBB HBP BLK WP HR S P ERA WHIP	IP WLS BF H R ER SO BB IBB HBP BLK WP HR S P ERA WHIP	IP WLS BF H R ER SO BB IBB HBP BLK WP HR S P ERA WHIP	IP WLS BF H R ER SO BB IBB HBP BLK WP HR S P ERA WHIP	IP WLS BF H R ER SO BB IBB HBP BLK WP HR S P ERA WHIP	IP WLS BF H R ER SO BB IBB HBP BLK WP HR S P ERA WHIP	IP WLS BF H R ER SO BB IBB HBP BLK WP HR S P ERA WHIP	IP WLS BF H R ER SO BB IBB HBP BLK WP HR S P ERA WHIP	IP WLS BF H R ER SO BB IBB HBP BLK WP HR S P ERA WHIP	IP WLS BF H R ER SO BB IBB HBP BLK WP HR S P ERA WHIP	IP WLS BF H R ER SO BB IBB HBP BLK WP HR S P ERA WHIP	IP WLS BF H R ER SO BB IBB HBP BLK WP HR S P ERA WHIP	IP WLS BF H R ER SO BB IBB HBP BLK WP HR S P ERA WHIP	IP WLS BF H R ER SO BB IBB HBP BLK WP HR S P ERA WHIP	IP WLS BF H R ER SO BB IBB HBP BLK WP HR S P ERA WHIP	IP WLS BF H R ER SO BB IBB HBP BLK WP HR S P ERA WHIP

Miami Marlins @ Philadelphia Phillies
Citizens Bank Park, Philadelphia, PA
Fri May 03 2013, 7:07 PM - 9:47 PM EDT
Att: 36,292 - Partly Cloudy - G3 F

AB 30
R 4
H 8
RBI 4
BB 2
SO 6
LOB 8



Batter	1	2	3	4	5	6	7	8	9	AB	R	H	RBI	BB	SO	LOB	TOP											
13 Chris Valaika, R OBP: 0.286, SLG: 0.404										4	1	1	1	0	2	0	Miami Marlins @ Philadelphia Phillies Citizens Bank Park, Philadelphia, PA Sat May 04 2013, 7:09 PM - 9:29 PM EDT Att: 40,091 - Clear - 63 F											
30 Placido Polanco, R OBP: 0.316, SLG: 0.295										3	0	1	0	0	0	0												
20 Justin Ruggiano, R OBP: 0.288, SLG: 0.398										4	0	0	0	0	2	2												
32 Matt Diaz, R										4	0	0	0	0	1	2												
48 Marcell Ozuna, R OBP: 0.421, SLG: 0.667										3	1	1	1	1	0	0												
29 Greg Dobbs, L OBP: 0.308, SLG: 0.301										4	0	0	0	0	0	1												
21 Miguel Olivo, R OBP: 0.209, SLG: 0.341										3	0	1	0	0	0	0												
3 Adeiny Hechavarria, R OBP: 0.222, SLG: 0.288										3	0	0	0	0	1	1												
16 José Fernández, R OBP: 0.125, SLG: 0.125										2	0	0	0	0	1	0												
9 Juan Pierre, L OBP: 0.259, SLG: 0.245										1	0	0	0	0	0	0												
40 Mike Dunn, L										0	0	0	0	0	0	0												
31 Steve Cishek, R										0	0	0	0	0	0	0												
Inning Stats	R: 0 E: 0 K: 1 S: 10	H: 0 LOB: 1 BB: 0 P: 12	R: 1 E: 0 K: 1 S: 11	H: 1 LOB: 0 BB: 0 P: 19	R: 1 E: 0 K: 1 S: 11	H: 2 LOB: 1 BB: 0 P: 14	R: 0 E: 0 K: 0 S: 9	H: 1 LOB: 1 BB: 0 P: 15	R: 0 E: 0 K: 1 S: 13	H: 0 LOB: 0 BB: 0 P: 19	R: 0 E: 0 K: 1 S: 6	H: 0 LOB: 0 BB: 0 P: 9	R: 0 E: 0 K: 0 S: 8	H: 0 LOB: 0 BB: 0 P: 12	R: 0 E: 0 K: 0 S: 5	H: 0 LOB: 0 BB: 0 P: 6	R: 0 E: 0 K: 1 S: 8	H: 0 LOB: 1 BB: 1 P: 17	1B: 2 2B: 0 3B: 0 HR: 2	SF: 0 SAC: 0 DP: 0 HBP: 1	WP: 0 PB: 0 SB: 1 CS: 0	PA: 33						
PITCHER	IP	WLS	BF	H	R	ER	SO	BB	IBB	HBP	BLK	WP	HR	S	P	ERA	WHIP											
35 Cole Hamels, L ERA: 4.34	(1, 1)	8.0	L	29	4	2	2	6	0	0	1	0	0	2	73	106	2.25	0.500										
48 Philippe Aumont, R ERA: 2.89	(9, 1)	0.2		3	0	0	0	1	1	0	0	0	0	7	15	0.00	1.500											
47 Jeremy Horst, L ERA: 6.0	(9, 1)	0.1		1	0	0	0	0	0	0	0	0	0	1	2	0.00	0.000											

AB	31
R	2
H	4
RBI	2
BB	1
SO	7
LOB	6



Batter	1	2	3	4	5	6	7	8	9	AB	R	H	RBI	BB	SO	LOB	BOTTOM										
11 Jimmy Rollins, S OBP: 0.297, SLG: 0.356										3	0	0	0	1	1	0	Miami Marlins @ Philadelphia Phillies Citizens Bank Park, Philadelphia, PA Sat May 04 2013, 7:09 PM - 9:29 PM EDT Att: 40,091 - Clear - 63 F										
13 Freddy Galvis, S OBP: 0.318, SLG: 0.410										3	0	1	0	1	1	1											
26 Chase Utley, L OBP: 0.320, SLG: 0.505										4	0	0	0	0	2	3											
6 Ryan Howard, L OBP: 0.310, SLG: 0.505										3	0	0	0	0	3	2											
3 Delmon Young, R OBP: 0.294, SLG: 0.467										3	0	0	0	0	2	1											
9 Domonic Brown, L OBP: 0.324, SLG: 0.440										3	0	0	0	0	1	0											
51 Carlos Ruiz, R OBP: 0.111, SLG: 0.167										3	0	0	0	0	0	0											
2 Ben Revere, L OBP: 0.243, SLG: 0.224										2	0	0	0	0	0	0											
15 John Mayberry Jr., R OBP: 0.313, SLG: 0.437										1	0	0	0	0	0	0											
35 Cole Hamels, L OBP: 0.077, SLG: 0.077	(1, 1)	7.0	W	23	7	0	0	0	1	0	0	0	0	0	0	0											
48 Philippe Aumont, L	(9, 1)																										
47 Jeremy Horst, L	(9, 1)																										
19 Laynce Nix, L OBP: 0.321, SLG: 0.400	(9, PH)																										
Inning Stats	R: 0 E: 0 K: 2 S: 9	H: 1 LOB: 1 BB: 0 P: 12	R: 0 E: 0 K: 0 S: 10	H: 0 LOB: 0 BB: 0 P: 12	R: 0 E: 0 K: 1 S: 7	H: 0 LOB: 0 BB: 0 P: 9	R: 0 E: 0 K: 1 S: 6	H: 0 LOB: 0 BB: 0 P: 11	R: 0 E: 0 K: 1 S: 6	H: 0 LOB: 0 BB: 0 P: 8	R: 0 E: 0 K: 1 S: 8	H: 0 LOB: 0 BB: 0 P: 12	R: 0 E: 0 K: 3 S: 11	H: 0 LOB: 1 BB: 1 P: 18	R: 0 E: 0 K: 1 S: 9	H: 0 LOB: 0 BB: 0 P: 14	R: 0 E: 0 K: 2 S: 14	H: 0 LOB: 1 BB: 1 P: 24	1B: 1 2B: 0 3B: 0 HR: 0	SF: 0 SAC: 0 DP: 0 HBP: 0	WP: 0 PB: 0 SB: 0 CS: 0	PA: 30					
PITCHER	IP	WLS	BF	H	R	ER	SO	BB	IBB	HBP	BLK	WP	HR	S	P	ERA	WHIP										
16 José Fernández, R ERA: 3.48	(1, 1)	7.0	W	23	7	0	0	0	1	0	0	0	0	9	14	0.00	0.286										
40 Mike Dunn, L ERA: 1.94	(8, 1)	1.0	H	3	0	0	0	1	0	0	0	0	0	9	14	0.00	0.000										
31 Steve Cishek, R ERA: 4.85	(9, 1)	1.0	S	4	0	0	0	2	1	0	0	0	0	14	24	0.00	1.000										

AB	28
R	0
H	1
RBI	0
BB	2
SO	12
LOB	7



Batter	1	2	3	4	5	6	7	8	9	AB	R	H	RBI	BB	SO	LOB	TOP					
11 Jimmy Rollins, S OBP: 0.291, SLG: 0.350	G5-3	F8		K		K			SF7	4	0	0	1	0	2	3	Philadelphia Phillies @ San Francisco Giants AT&T Park, San Francisco, CA Mon May 06 2013, 7:17 PM - 9:57 PM PDT Att: 41,171 - Cloudy - 62 F					
26 Chase Utley, L OBP: 0.315, SLG: 0.483	F8	10 2B 6 WP BB		G5-3			10 G6-4-3 1B		G3	4	1	1	0	1	0	2						
10 Michael Young, R OBP: 0.398, SLG: 0.423	3 BB 6 1B	6 WP 2B			6 G4-3 3 SF9 2B		6 G6-4-3			4	1	3	2	1	0	1						
6 Ryan Howard, L OBP: 0.301, SLG: 0.482	3 BB 1B	1-3 2-H 3-H		K	6 G4-3		K		K	5	0	1	0	0	3	4						
3 Delmon Young, R OBP: 0.250, SLG: 0.350										2	0	0	1	1	1	0						
2 Ben Revere, L OBP: 0.264, SLG: 0.232				K						0	0	0	0	0	0	0						
9 Domonic Brown, L OBP: 0.311, SLG: 0.444										4	1	1	1	0	0	3						
15 John Mayberry Jr., R OBP: 0.302, SLG: 0.416										4	1	1	0	0	0	0						
31 Erik Kratz, R OBP: 0.250, SLG: 0.311										3	2	1	0	1	2	0						
33 Cliff Lee, L OBP: 0.286, SLG: 0.231										2	0	1	0	0	1	0						
13 Freddy Galvis, S OBP: 0.327, SLG: 0.455										1	0	1	0	0	0	0						
58 Jonathan Papelbon, R ERA: 1.74										0	0	0	0	0	0	0						
Inning Stats	R: 0 E: 0 K: 0 S: 14	H: 2 LOB: 3 BB: 1 P: 24	R: 3 E: 0 K: 1 S: 13	H: 3 LOB: 1 BB: 1 P: 22	R: 0 E: 0 K: 1 S: 11	H: 0 LOB: 0 BB: 0 P: 14	R: 0 E: 0 K: 2 S: 14	H: 1 LOB: 0 BB: 0 P: 18	R: 2 E: 0 K: 0 S: 6	H: 2 LOB: 0 BB: 0 P: 9	R: 0 E: 0 K: 3 S: 10	H: 0 LOB: 0 BB: 0 P: 13	R: 0 E: 0 K: 1 S: 11	H: 1 LOB: 0 BB: 0 P: 18	R: 0 E: 0 K: 0 S: 6	H: 0 LOB: 0 BB: 0 P: 10	R: 1 E: 0 K: 1 S: 12	H: 1 LOB: 2 BB: 2 P: 28	1B: 6 2B: 3 3B: 0 HR: 1	SF: 2 SAC: 1 DP: 1 HBP: 0	WP: 2 PB: 0 SB: 0 CS: 0	PA: 40
PITCHER	IP WLS BF H R ER SO BB IBB HBP BLK WP HR S P ERA WHIP	IP WLS BF H R ER SO BB IBB HBP BLK WP HR S P ERA WHIP	IP WLS BF H R ER SO BB IBB HBP BLK WP HR S P ERA WHIP	IP WLS BF H R ER SO BB IBB HBP BLK WP HR S P ERA WHIP	IP WLS BF H R ER SO BB IBB HBP BLK WP HR S P ERA WHIP	IP WLS BF H R ER SO BB IBB HBP BLK WP HR S P ERA WHIP	IP WLS BF H R ER SO BB IBB HBP BLK WP HR S P ERA WHIP	IP WLS BF H R ER SO BB IBB HBP BLK WP HR S P ERA WHIP	IP WLS BF H R ER SO BB IBB HBP BLK WP HR S P ERA WHIP	IP WLS BF H R ER SO BB IBB HBP BLK WP HR S P ERA WHIP	IP WLS BF H R ER SO BB IBB HBP BLK WP HR S P ERA WHIP	IP WLS BF H R ER SO BB IBB HBP BLK WP HR S P ERA WHIP	IP WLS BF H R ER SO BB IBB HBP BLK WP HR S P ERA WHIP	IP WLS BF H R ER SO BB IBB HBP BLK WP HR S P ERA WHIP	IP WLS BF H R ER SO BB IBB HBP BLK WP HR S P ERA WHIP	IP WLS BF H R ER SO BB IBB HBP BLK WP HR S P ERA WHIP	IP WLS BF H R ER SO BB IBB HBP BLK WP HR S P ERA WHIP					
40 Madison Bumgarner, L ERA: 2.91	6.0	L	28	8	5	5	7	2	0	0	0	0	2	1	68	100	7.50	1.667				
57 Chad Gaudin, R ERA: 1.47	2.0		6	1	0	0	1	0	0	0	0	0	0	0	17	28	0.00	0.500				
63 Jean Machi, R ERA: 1.74	0.1		3	1	1	1	0	1	0	0	0	0	0	0	7	15	27.00	6.000				
49 Javier López, L ERA: 3.68	0.2		3	0	0	0	1	0	1	0	0	0	0	0	5	13	0.00	0.000				

livebaseballscorecards.com

AB 33
R 6
H 10
RBI 5
BB 4
SO 9
LOB 13

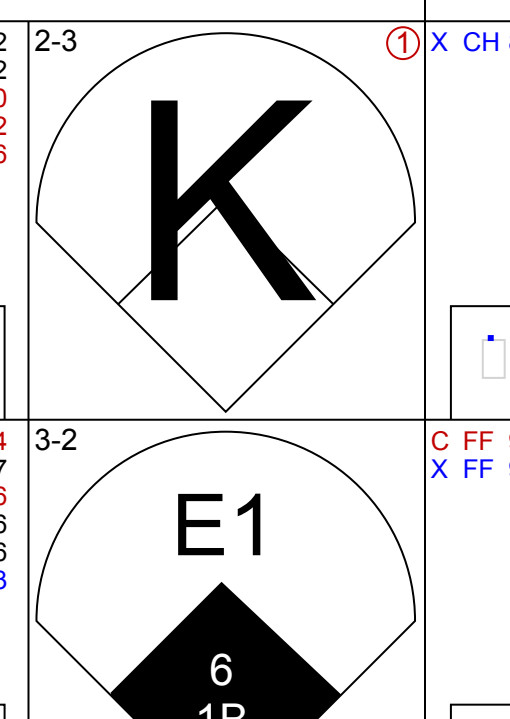
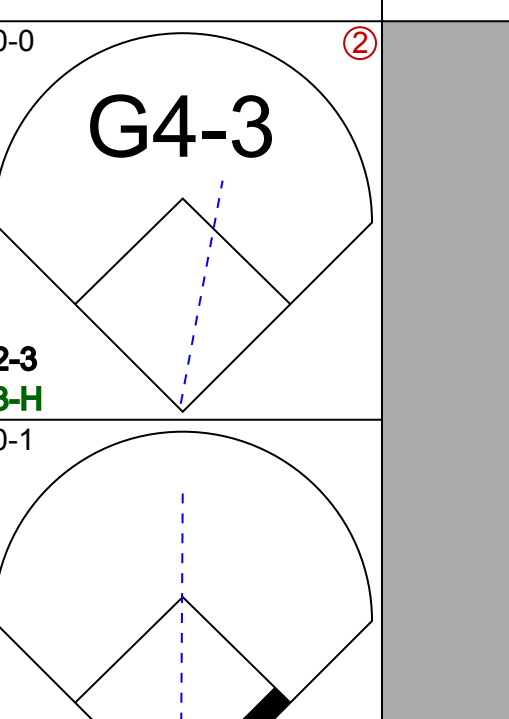
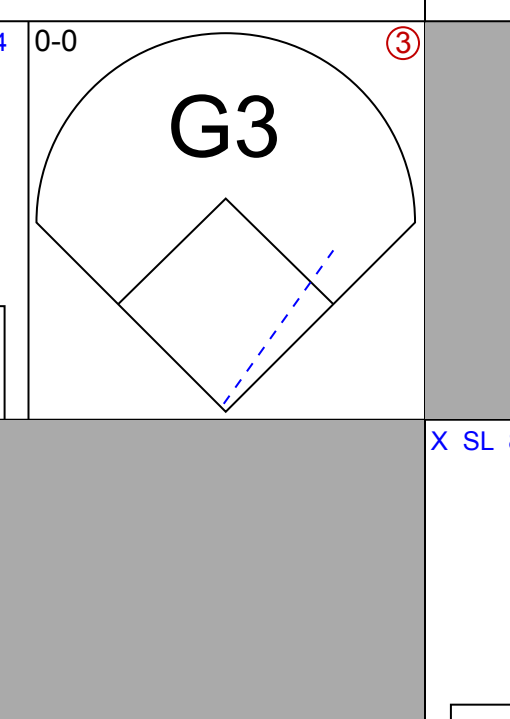
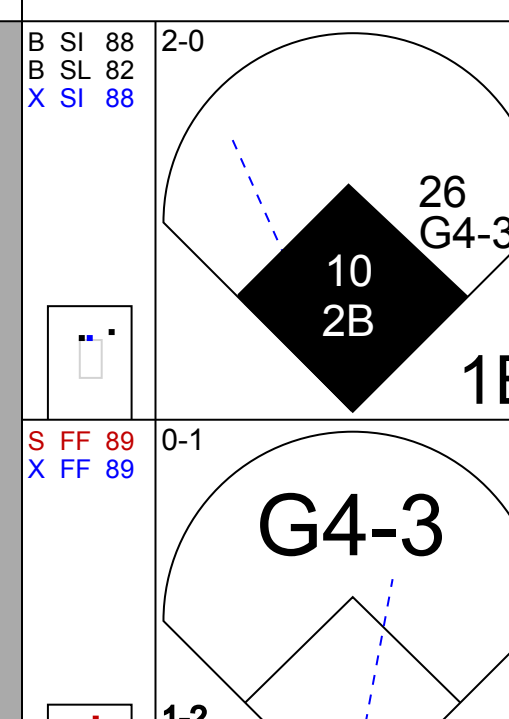
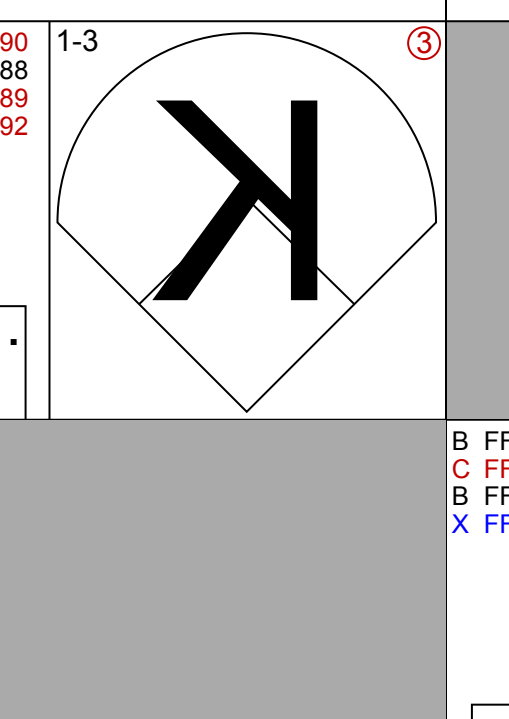
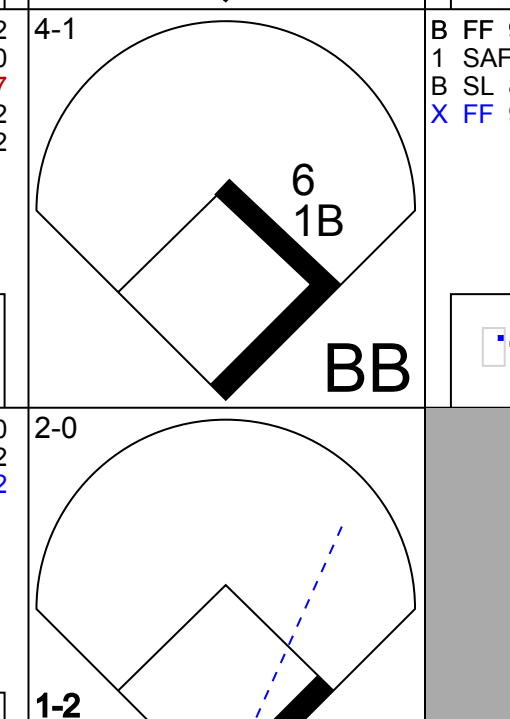
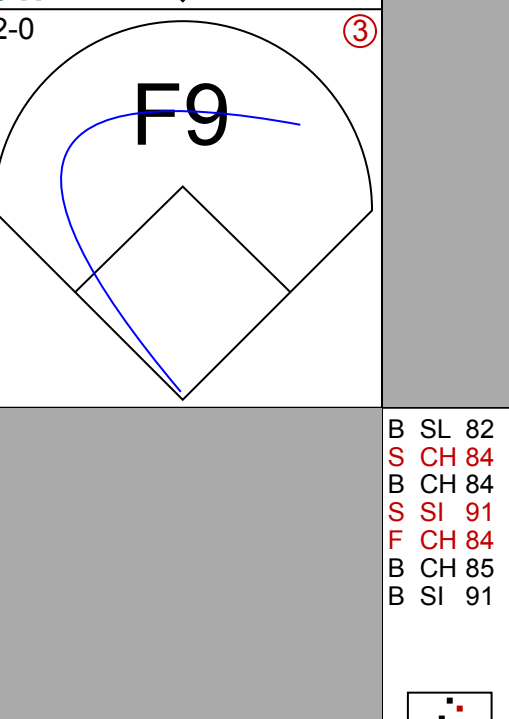
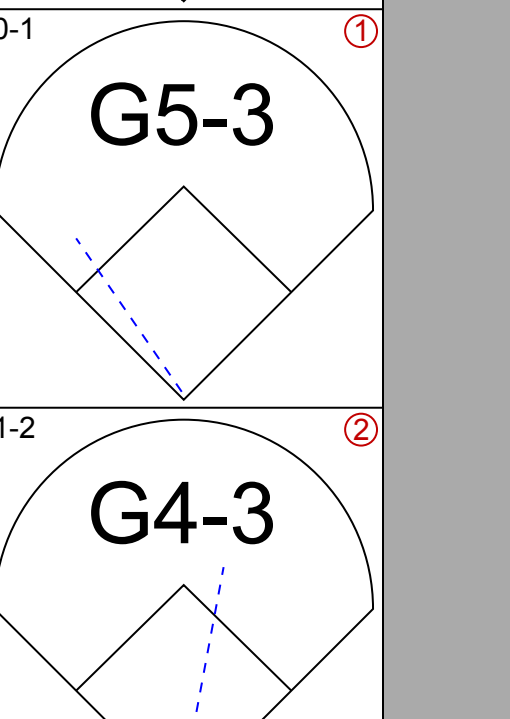
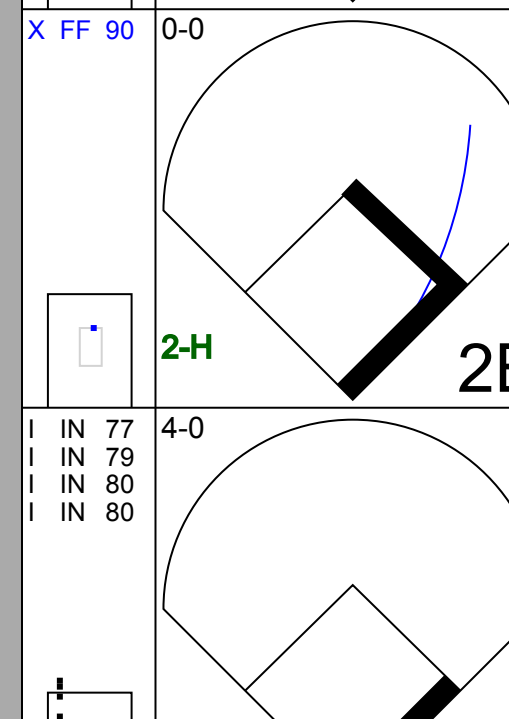
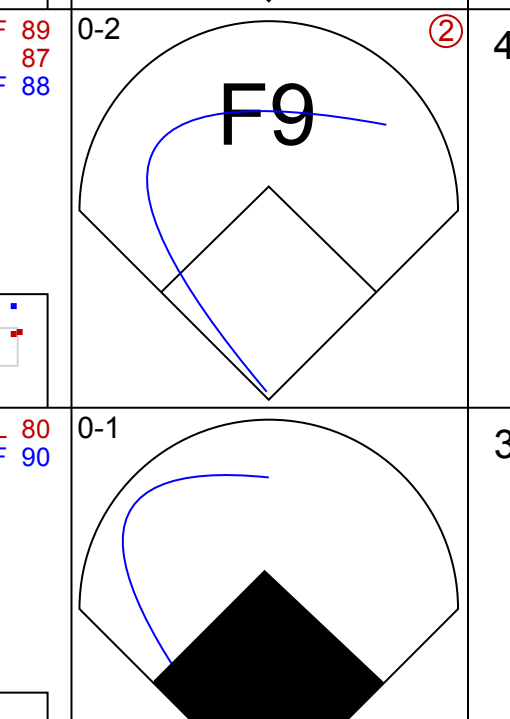
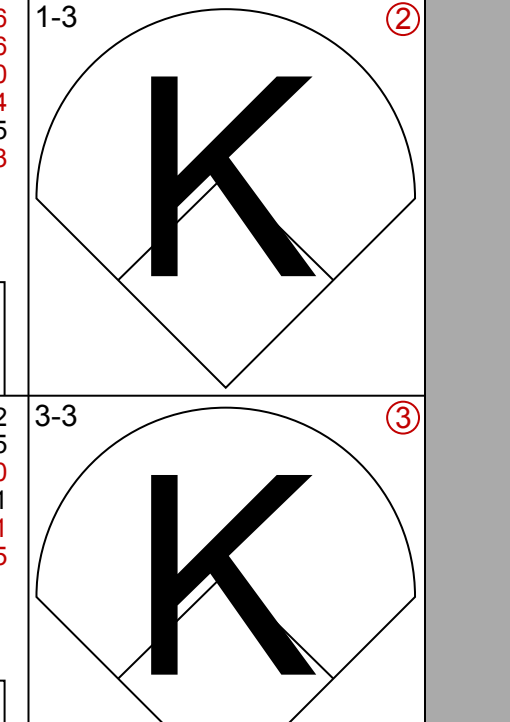
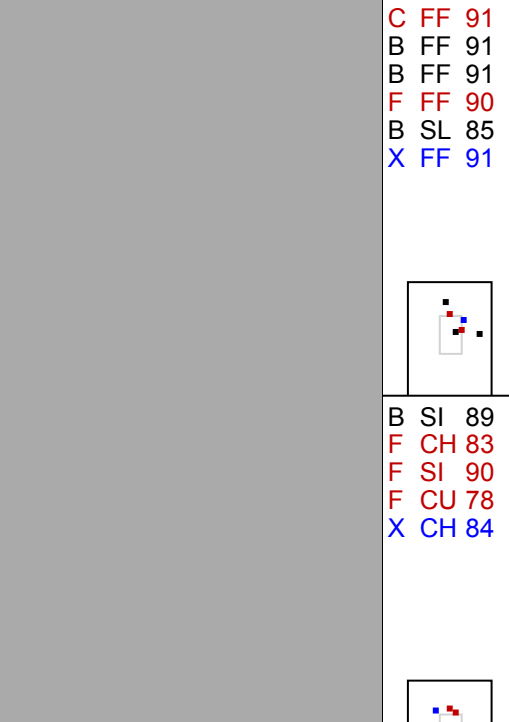
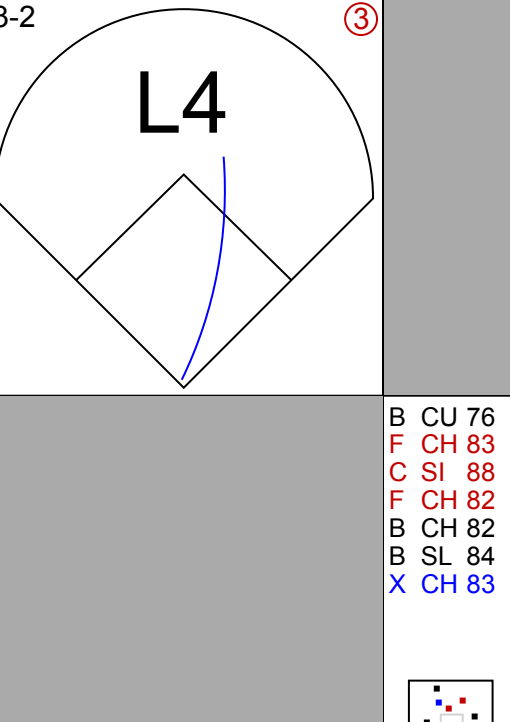
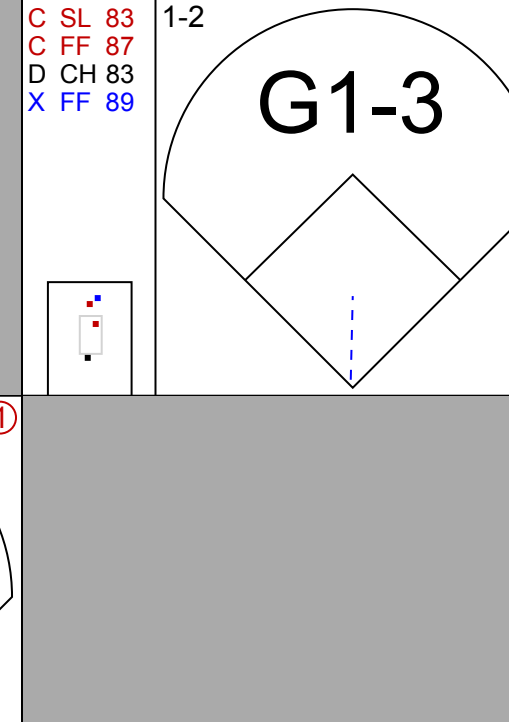
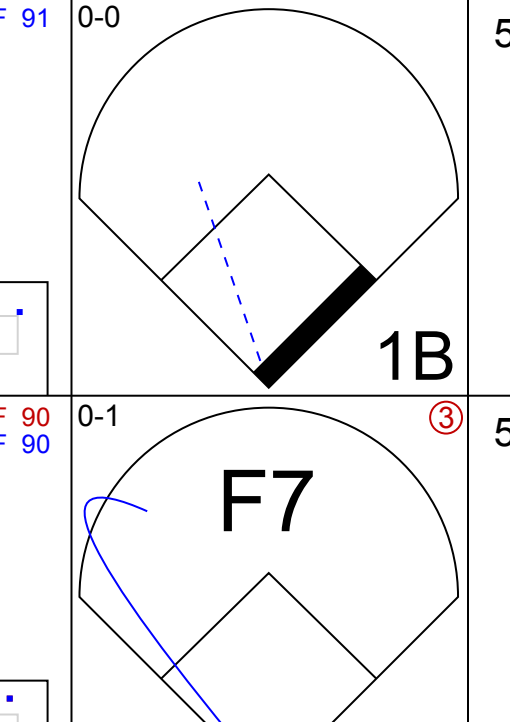
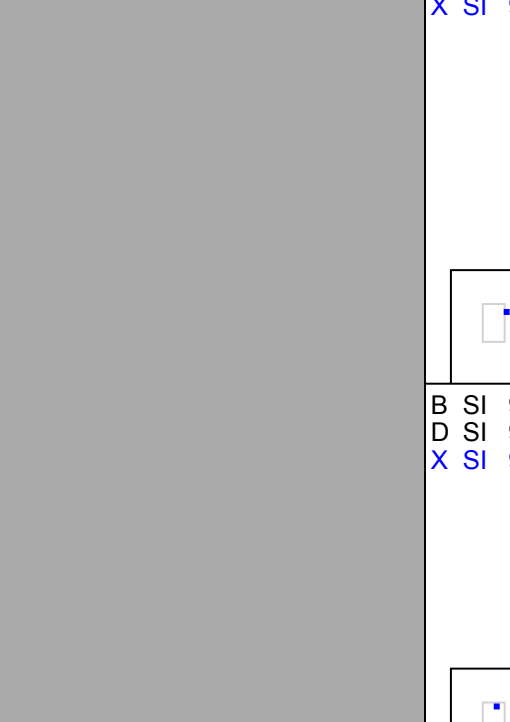
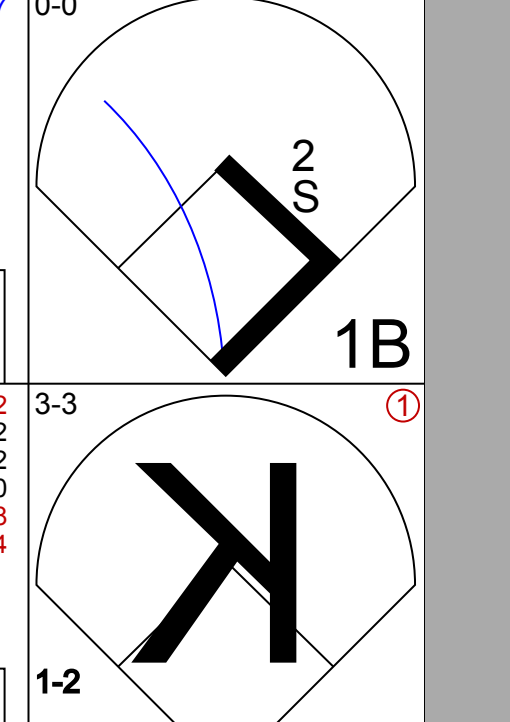
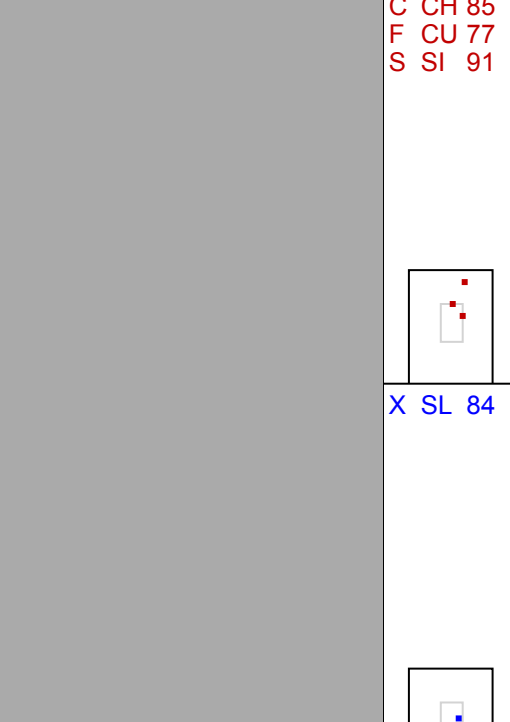



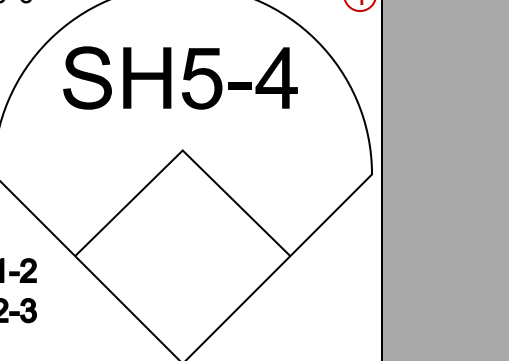

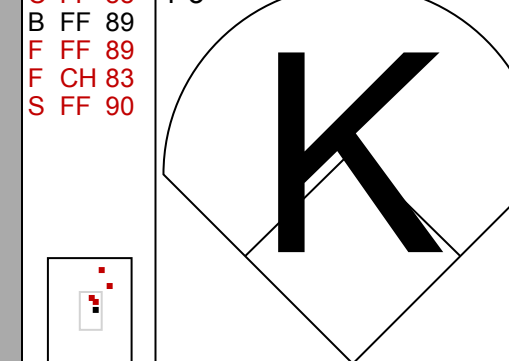

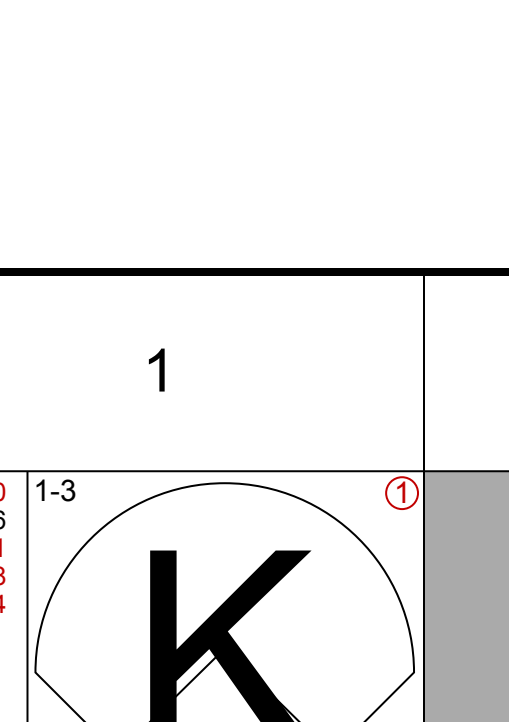
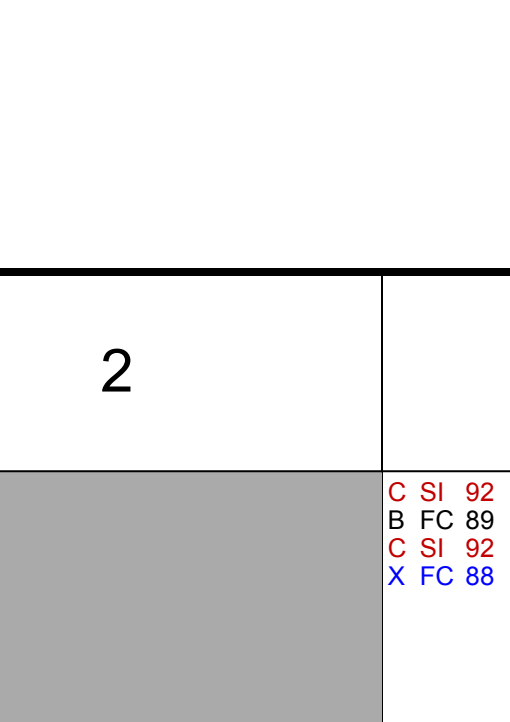
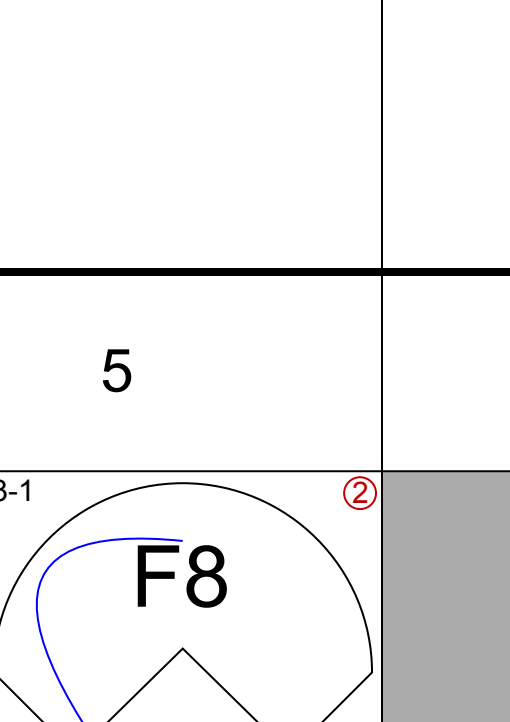
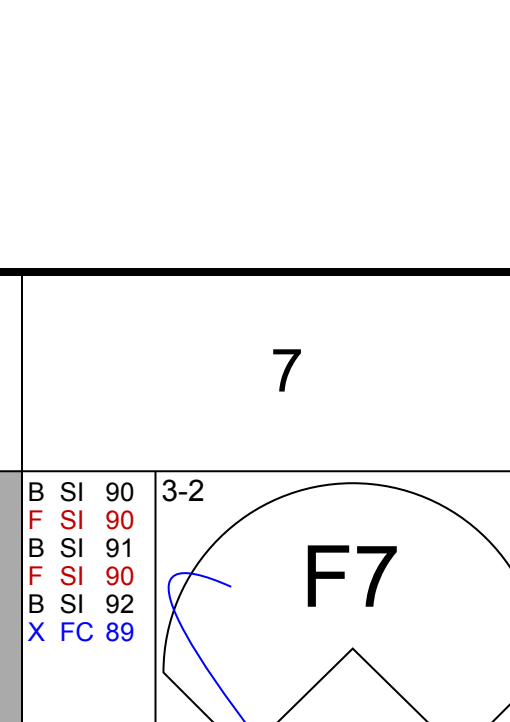
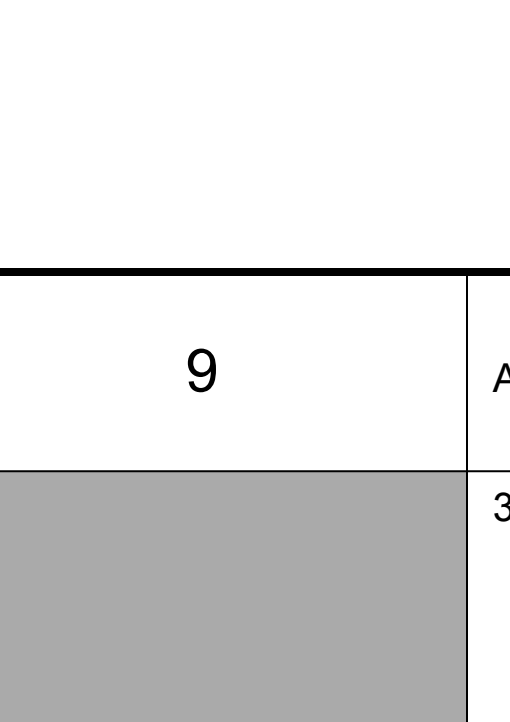
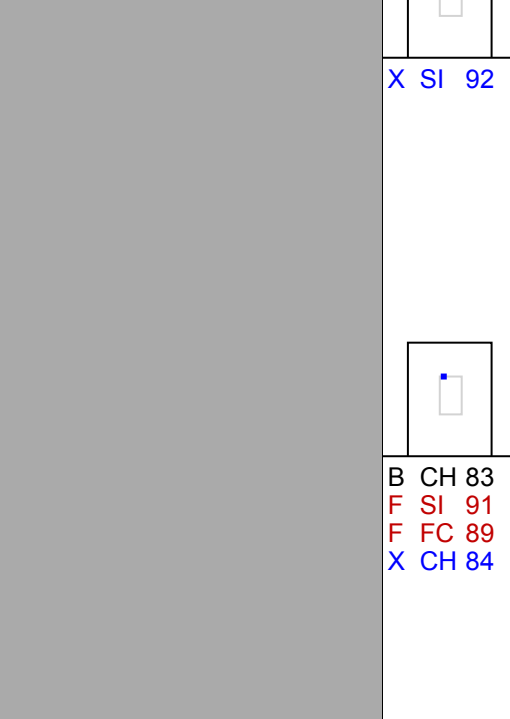
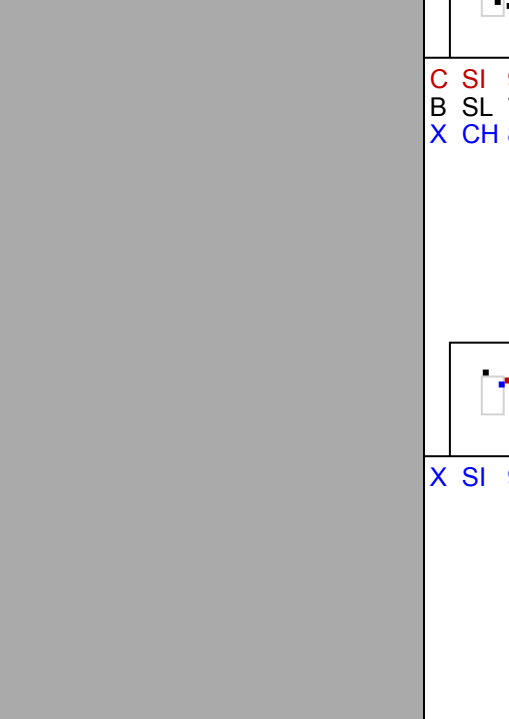
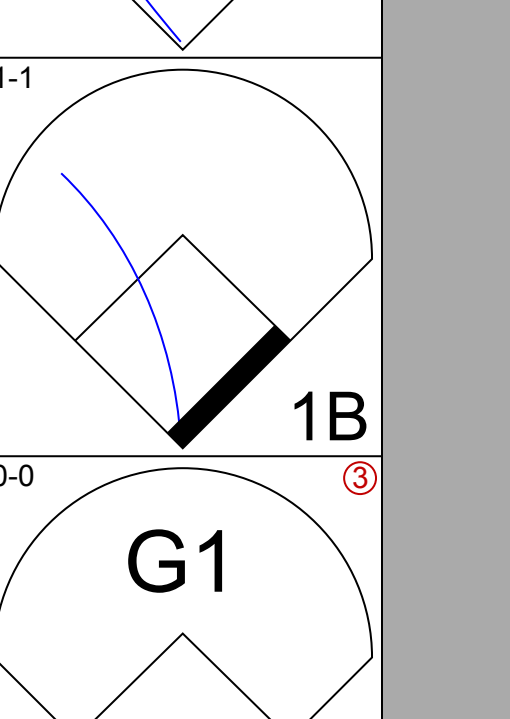
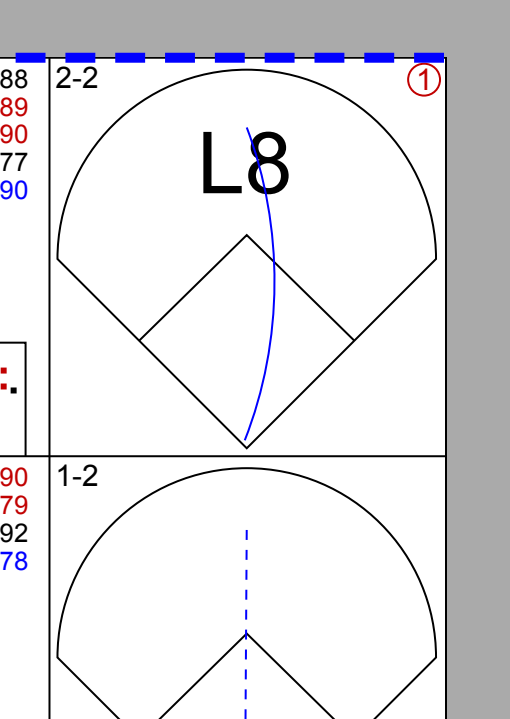
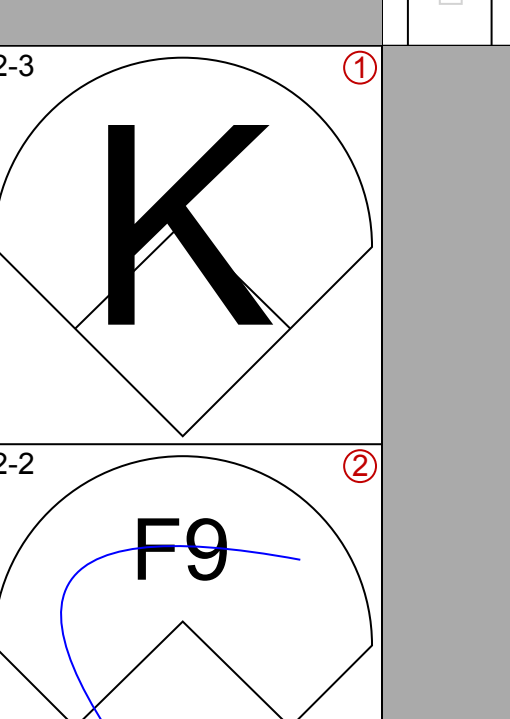
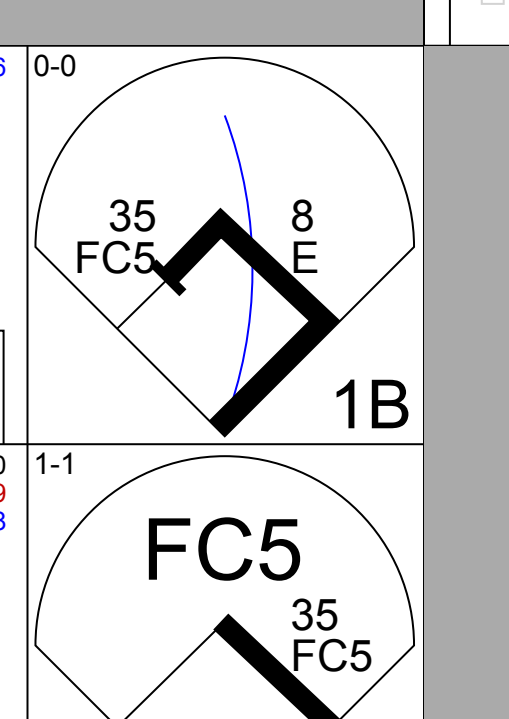
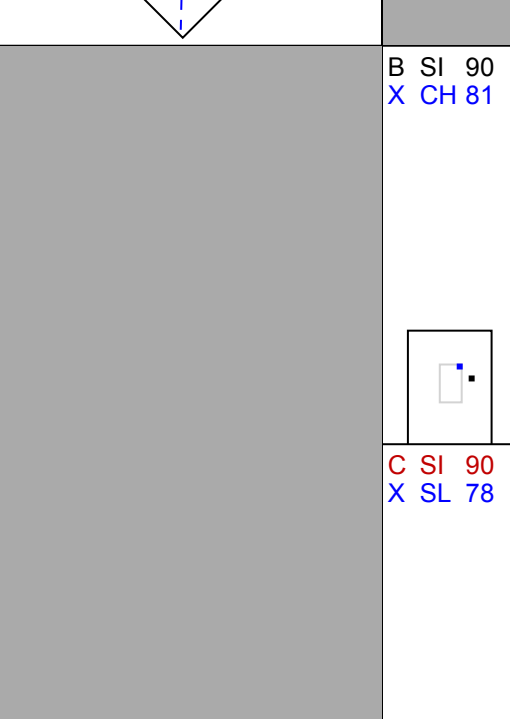
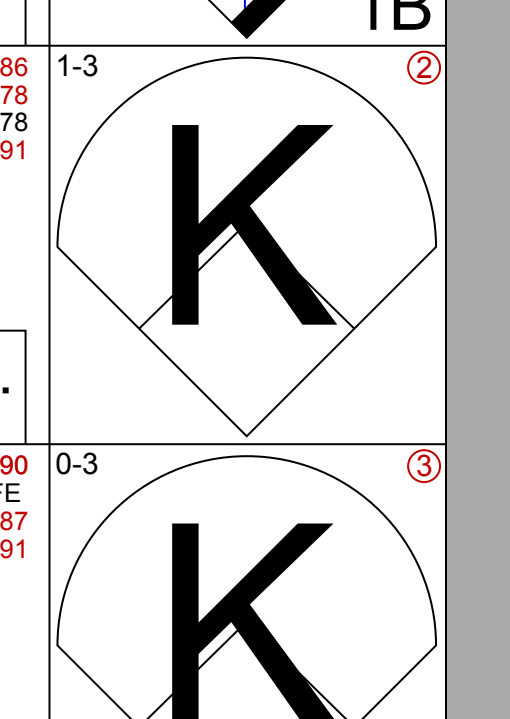
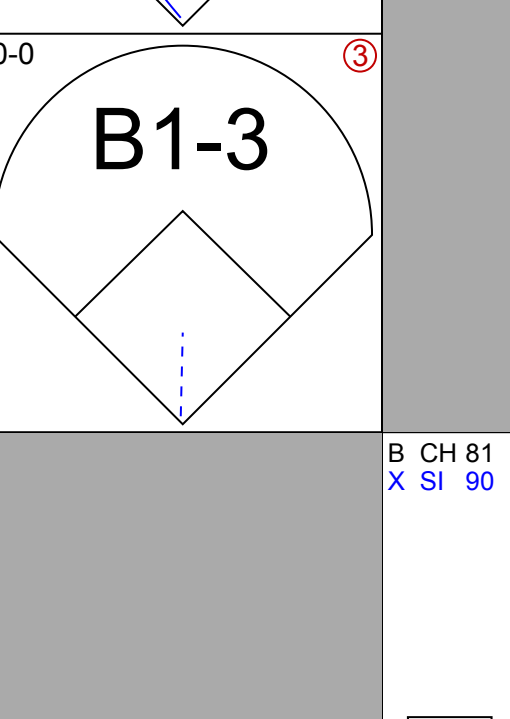
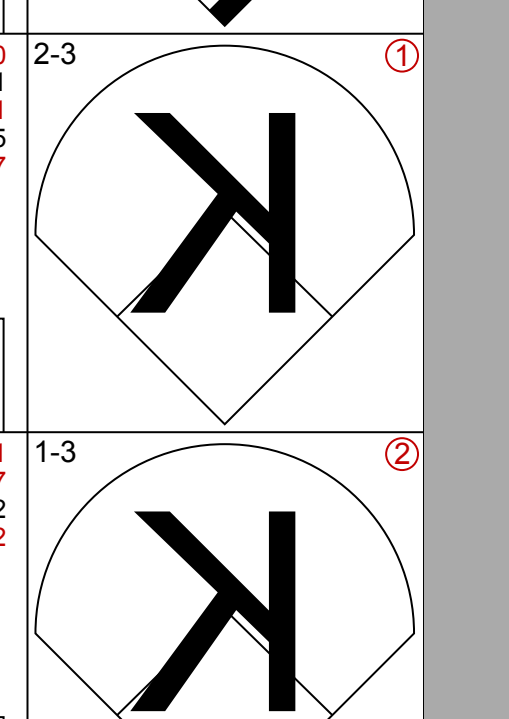
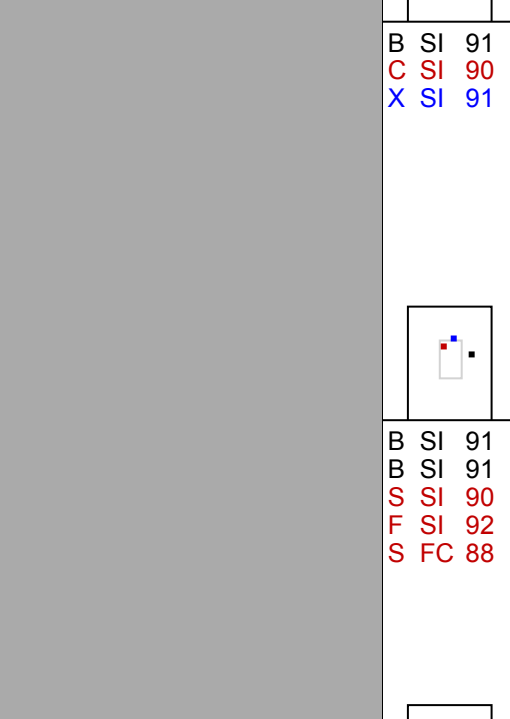
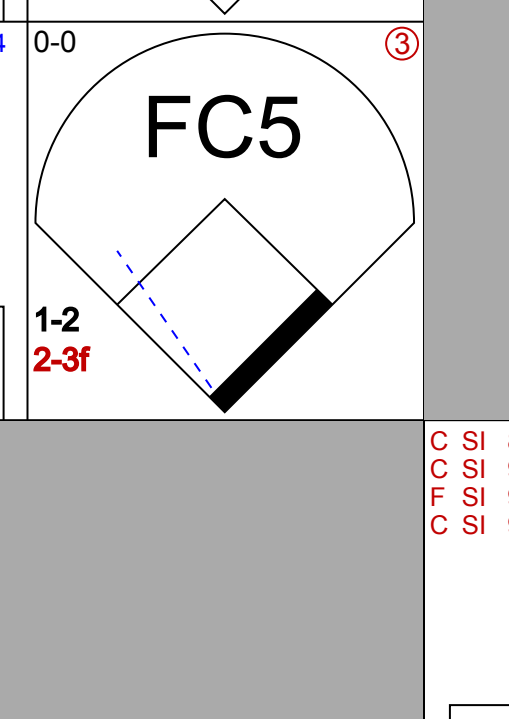
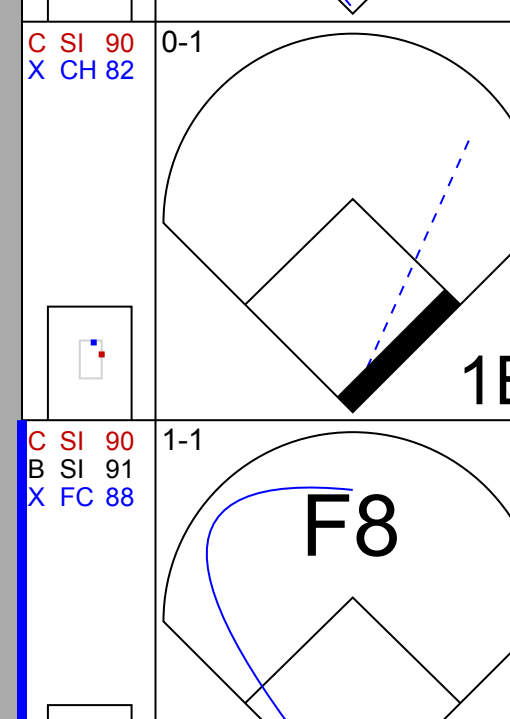
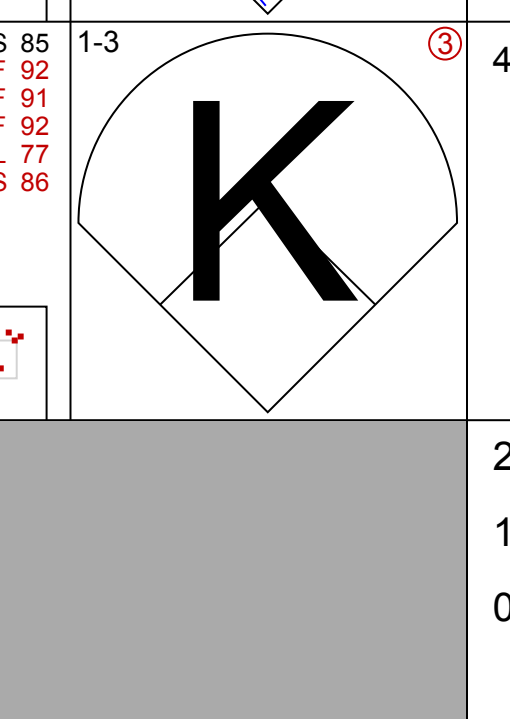


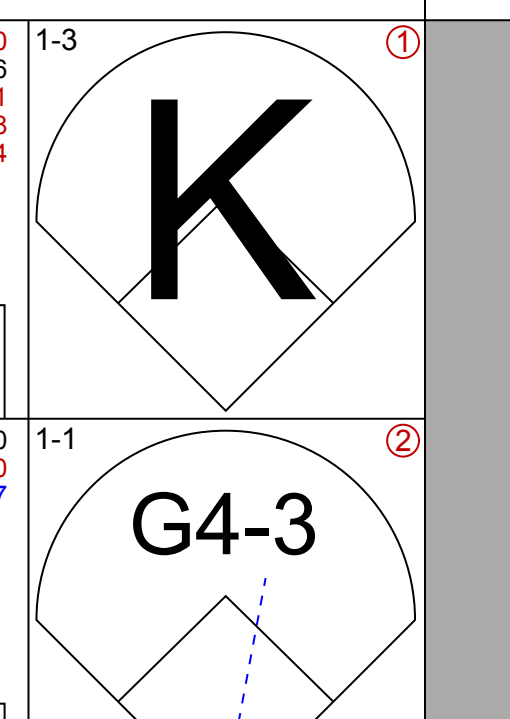
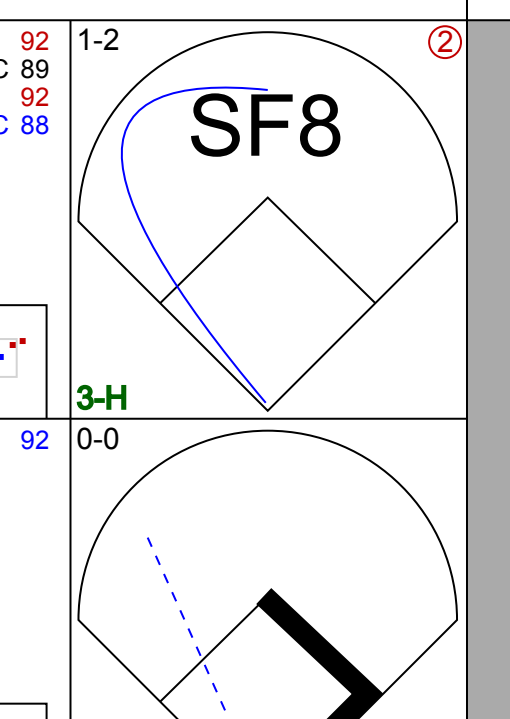
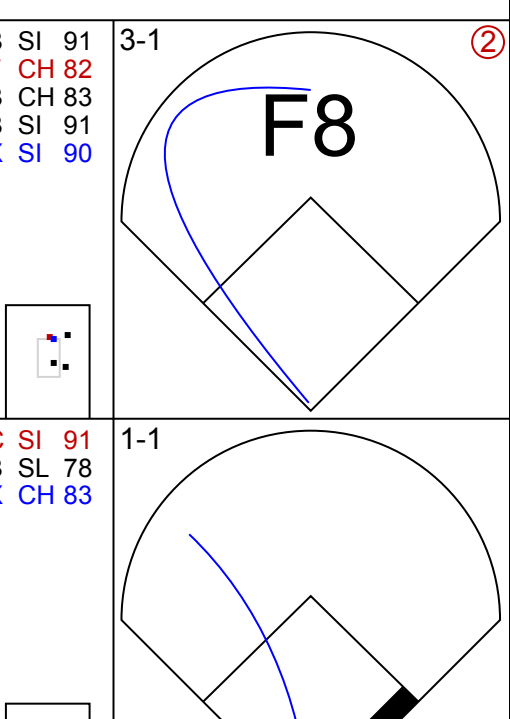
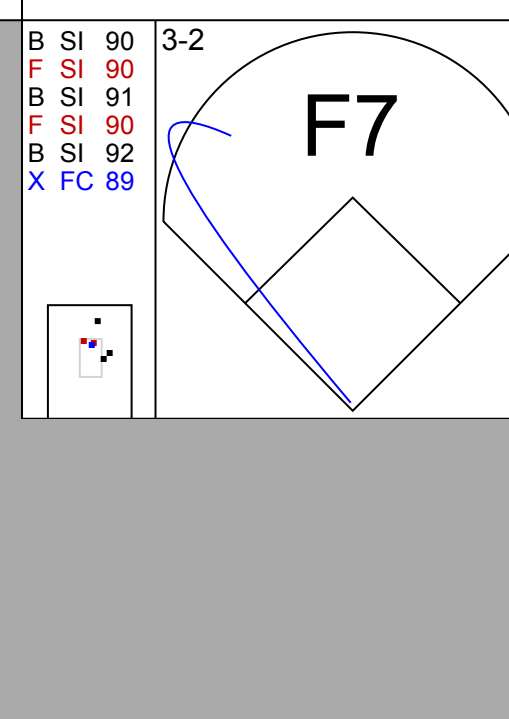
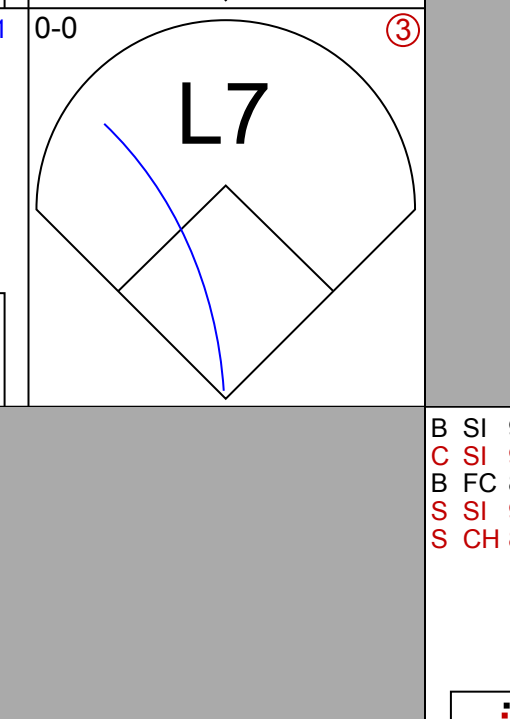
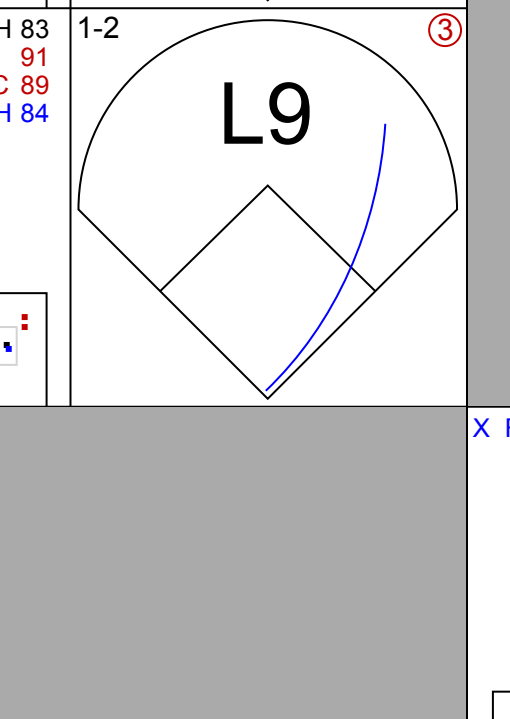
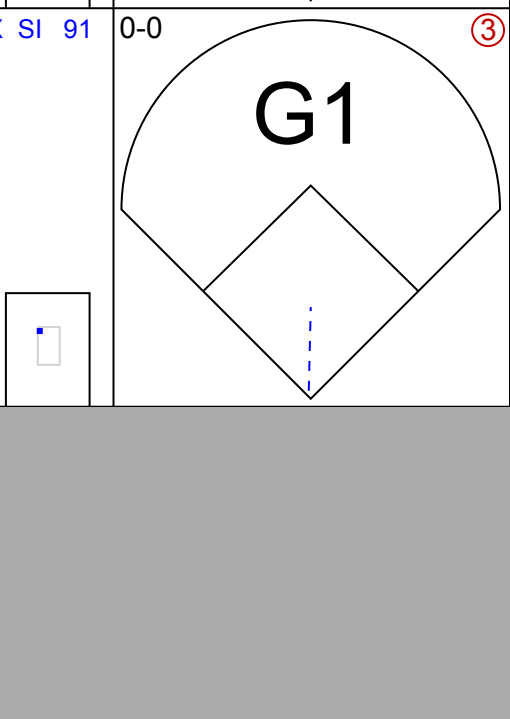

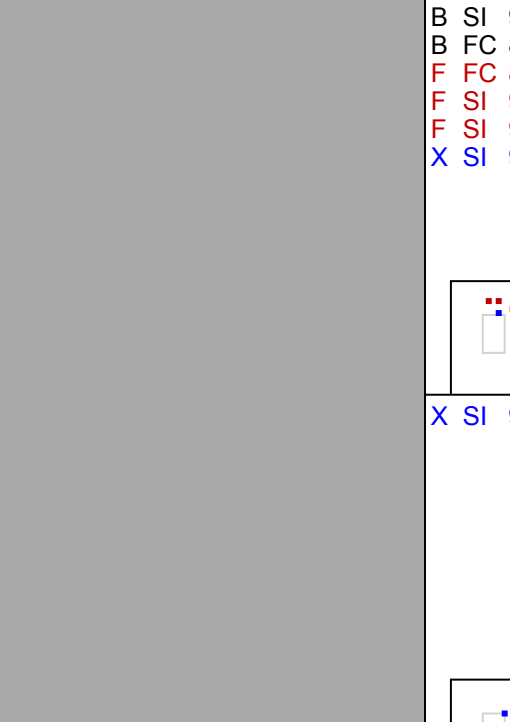




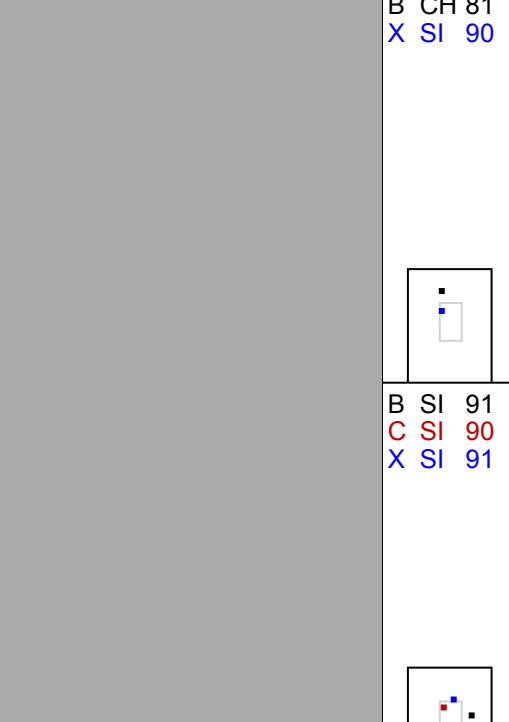
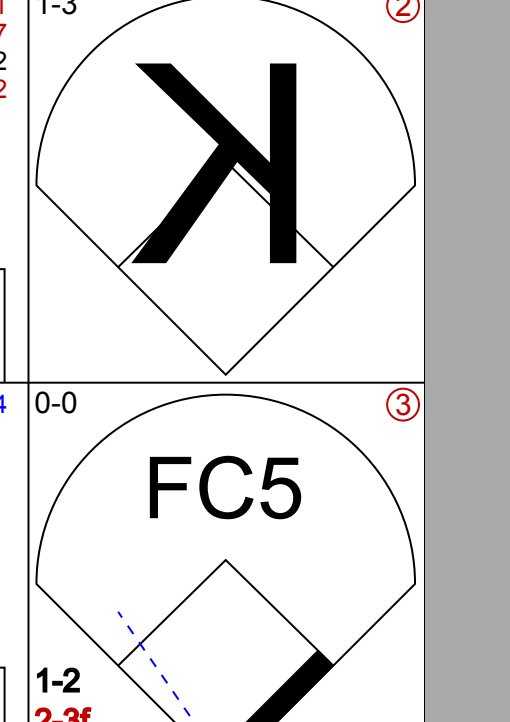

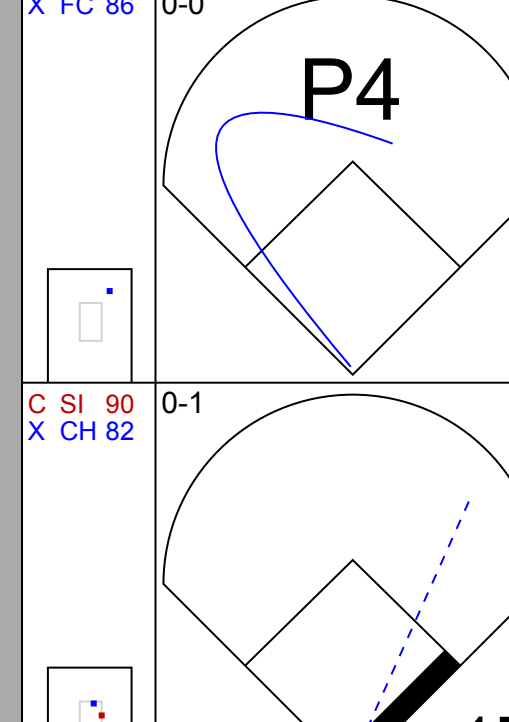

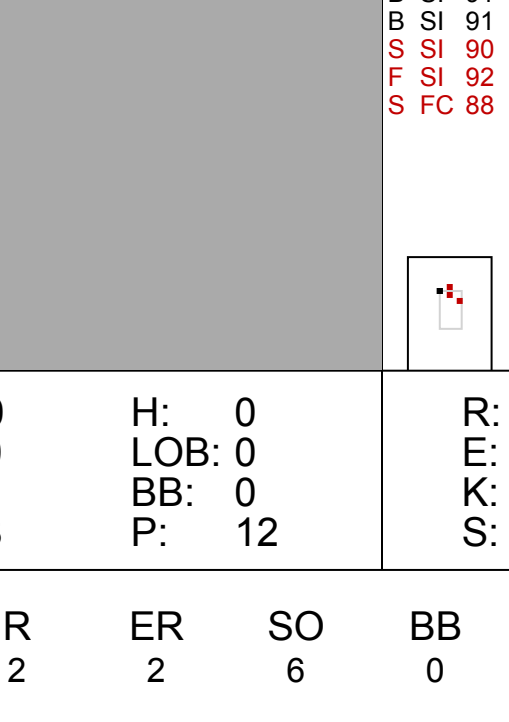
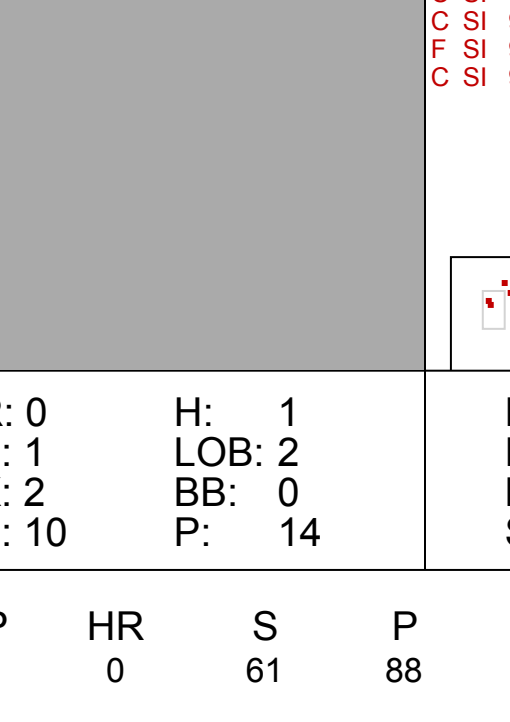
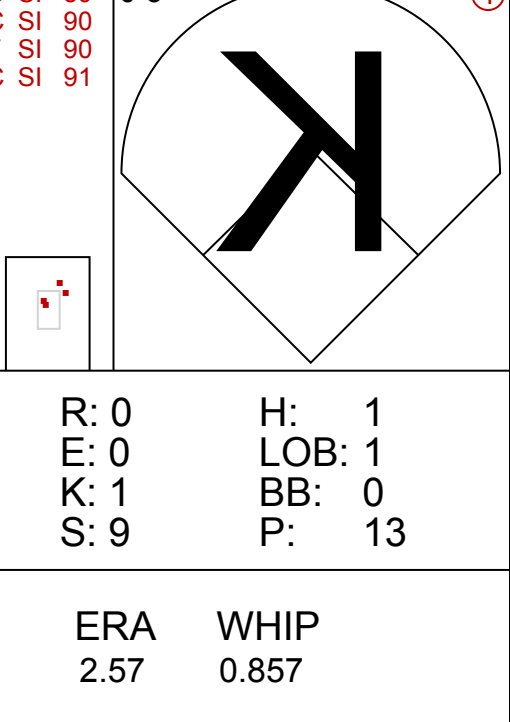
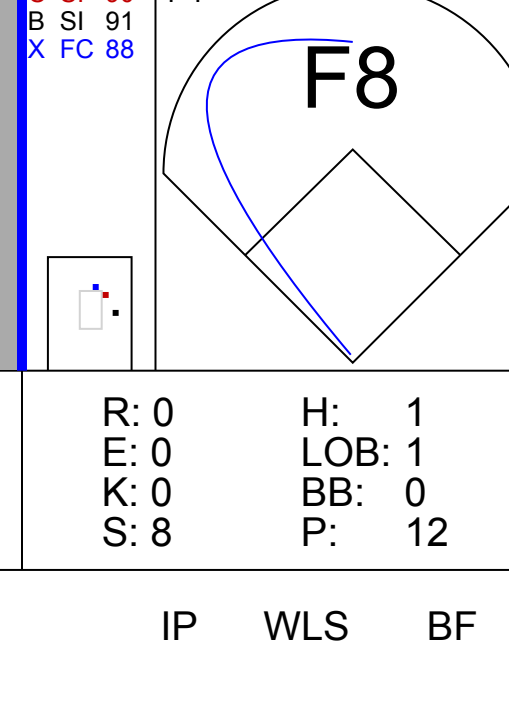





Batter	1	2	3	4	5	6	7	8	9	AB	R	H	RBI	BB	SO	LOB	BOTTOM			
56 Andres Torres, S OBP: 0.288, SLG: 0.365	G1-4-3		G5-3			K			F7	4	0	0	0	0	1	0	Philadelphia Phillies @ San Francisco Giants AT&T Park, San Francisco, CA Mon May 06 2013, 7:17 PM - 9:57 PM PDT Att: 41,171 - Cloudy - 62 F			
19 Marco Scutaro, R OBP: 0.317, SLG: 0.330	F9			G5-3			48 G6-4-3 1B		L7	4	0	1	0	0	0	0				
48 Pablo Sandoval, S OBP: 0.358, SLG: 0.468	K			K			1-2			3	0	0	0	0	2	1				
28 Buster Posey, R OBP: 0.392, SLG: 0.505		G4-3		L7			L9			3	0	0	0	0	0	0				
8 Hunter Pence, R OBP: 0.331, SLG: 0.516										3	2	3	1	0	0	0				
14 Francisco Peguero, R OBP: 0.222, SLG: 0.333										3	0	1	0	0	0	1				
35 Brandon Crawford, L OBP: 0.317, SLG: 0.467										3	0	0	0	0	2	1				
9 Brandon Belt, L OBP: 0.275, SLG: 0.347										3	0	0	0	0	0	1				
40 Madison Bumgarner, R ERA: 2.91										1	0	0	0	0	1	0				
13 Josh Willingham, R ERA: 3.26										1	0	0	0	0	0	0				
57 Chad Gaudin, R ERA: 1.47										0	0	0	0	0	0	0				
63 Jean Machi, R ERA: 1.74										0	0	0	0	0	0	0				
49 Javier López, L ERA: 3.68										0	0	0	0	0	0	0				
21 Nick Noles, L OBP: 0.300, SLG: 0.315										1	0	0	0	0	0	0				
Inning Stats	R: 0 E: 0 K: 1 S: 11	H: 0 LOB: 0 BB: 0 P: 14	R: 1 E: 0 K: 0 S: 15	H: 1 LOB: 0 BB: 0 P: 21	R: 0 E: 0 K: 1 S: 7	H: 0 LOB: 0 BB: 0 P: 12	R: 0 E: 0 K: 1 S: 8	H: 0 LOB: 0 BB: 0 P: 13	R: 0 E: 0 K: 1 S: 6	H: 1 LOB: 0 BB: 0 P: 6	R: 0 E: 0 K: 1 S: 9	H: 0 LOB: 0 BB: 0 P: 13	R: 1 E: 1 K: 0 S: 10	H: 2 LOB: 0 BB: 0 P: 15	R: 0 E: 0 K: 0 S: 5	H: 0 LOB: 0 BB: 0 P: 7	1B: 3 2B: 1 3B: 0 HR: 1	SF: 0 SAC: 0 DP: 3 HBP: 0	WP: 0 PB: 0 SB: 0 CS: 0	PA: 29
PITCHER	IP WLS BF H R ER SO BB IBB HBP BLK WP HR S P ERA WHIP	IP WLS BF H R ER SO BB IBB HBP BLK WP HR S P ERA WHIP	IP WLS BF H R ER SO BB IBB HBP BLK WP HR S P ERA WHIP	IP WLS BF H R ER SO BB IBB HBP BLK WP HR S P ERA WHIP	IP WLS BF H R ER SO BB IBB HBP BLK WP HR S P ERA WHIP	IP WLS BF H R ER SO BB IBB HBP BLK WP HR S P ERA WHIP	IP WLS BF H R ER SO BB IBB HBP BLK WP HR S P ERA WHIP	IP WLS BF H R ER SO BB IBB HBP BLK WP HR S P ERA WHIP	IP WLS BF H R ER SO BB IBB HBP BLK WP HR S P ERA WHIP	IP WLS BF H R ER SO BB IBB HBP BLK WP HR S P ERA WHIP	IP WLS BF H R ER SO BB IBB HBP BLK WP HR S P ERA WHIP	IP WLS BF H R ER SO BB IBB HBP BLK WP HR S P ERA WHIP	IP WLS BF H R ER SO BB IBB HBP BLK WP HR S P ERA WHIP	IP WLS BF H R ER SO BB IBB HBP BLK WP HR S P ERA WHIP	IP WLS BF H R ER SO BB IBB HBP BLK WP HR S P ERA WHIP	IP WLS BF H R ER SO BB IBB HBP BLK WP HR S P ERA WHIP				
33 Cliff Lee, L ERA: 3.26	8.0	W	26	5	2	2	6	0	0	0	0	0	0	0	1	72	2.25	0.625		
58 Jonathan Papelbon, R ERA: 1.5	1.0		3	0	0	0	0	0	0	0	0	0	0	0	5	7	0.00	0.000		

livebaseballscorecards.com

AB 29
R 2
H 5
RBI 1
BB 0
SO 6
LOB 4



Batter	1	2	3	4	5	6	7	8	9	AB	R	H	RBI	BB	SO	LOB	TOP					
11 Jimmy Rollins, S OBP: 0.288, SLG: 0.344										5	1	1	1	0	2	4	Philadelphia Phillies @ San Francisco Giants AT&T Park, San Francisco, CA Tue May 07 2013, 7:15 PM - 9:51 PM PDT Att: 41,226 - Partly Cloudy - 61 F					
26 Chase Utley, L OBP: 0.326, SLG: 0.512										5	2	3	2	0	0	1						
10 Michael Young, R OBP: 0.398, SLG: 0.426										4	0	1	1	1	0	1						
6 Ryan Howard, L OBP: 0.320, SLG: 0.513										3	1	2	2	2	0	0						
51 Carlos Ruiz, R OBP: 0.154, SLG: 0.160										5	0	1	0	0	1	5						
9 Dornic Brown, L OBP: 0.298, SLG: 0.425										5	0	0	0	0	2	3						
19 Laynce Nix, L OBP: 0.333, SLG: 0.407										3	1	2	0	0	1	0						
15 John Mayberry Jr., R OBP: 0.299, SLG: 0.410										1	0	0	0	0	0	0						
2 Ben Revere, L OBP: 0.273, SLG: 0.243										4	1	2	0	0	1	1						
38 Kyle Kendrick, R OBP: 0.133, SLG: 0.133										2	0	0	0	0	2	1						
28 Kevin Frandsen, R OBP: 0.346, SLG: 0.349										0	0	0	0	1	0	0						
37 Mike Adams, R OBP: 0.294, SLG: 0.303										0	0	0	0	0	0	0						
58 Jonathan Papelbon, R OBP: 0.294, SLG: 0.303										0	0	0	0	0	0	0						
Inning Stats	R: 1 E: 1 K: 3 S: 16	H: 2 LOB: 2 BB: 1 P: 31	R: 2 E: 0 K: 0 S: 7	H: 3 LOB: 1 BB: 0 P: 11	R: 0 E: 0 K: 0 S: 10	H: 0 LOB: 0 BB: 1 P: 18	R: 0 E: 0 K: 2 S: 8	H: 1 LOB: 1 BB: 0 P: 11	R: 1 E: 0 K: 1 S: 9	H: 1 LOB: 0 BB: 0 P: 13	R: 0 E: 0 K: 1 S: 8	H: 0 LOB: 0 BB: 0 P: 11	R: 1 E: 0 K: 1 S: 11	H: 2 LOB: 2 BB: 1 P: 19	R: 0 E: 1 K: 2 S: 13	H: 1 LOB: 2 BB: 1 P: 19	R: 1 E: 0 K: 0 S: 10	H: 2 LOB: 1 BB: 0 P: 12	1B: 9 2B: 1 3B: 0 HR: 2	SF: 0 SAC: 1 DP: 1 HBP: 0	WP: 0 PB: 0 SB: 1 CS: 0	PA: 42
PITCHER	IP: 7.0 WLS: L BF: 32	H: 9 R: 5 ER: 5 SO: 7	BB: 2 IBB: 1 HBP: 0 BLK: 0	WP: 0 HR: 1 S: 69 P: 114	ERA: 6.43 WHIP: 1.571	IP: 2.0 WLS: L BF: 10	H: 3 R: 1 ER: 1 SO: 2	BB: 1 IBB: 0 HBP: 0 BLK: 0	WP: 0 HR: 1 S: 23 P: 31	ERA: 4.50 WHIP: 2.000												

Batter	1	2	3	4	5	6	7	8	9	AB	R	H	RBI	BB	SO	LOB	BOTTOM					
16 Angel Pagán, S OBP: 0.319, SLG: 0.358										3	0	0	1	0	1	1	Philadelphia Phillies @ San Francisco Giants AT&T Park, San Francisco, CA Tue May 07 2013, 7:15 PM - 9:51 PM PDT Att: 41,226 - Partly Cloudy - 61 F					
19 Marco Scutaro, R OBP: 0.323, SLG: 0.345										4	0	2	1	0	0	0						
48 Pablo Sandoval, S OBP: 0.355, SLG: 0.461										4	0	1	0	0	0	2						
28 Buster Posey, R OBP: 0.387, SLG: 0.495										4	0	1	0	0	2	1						
8 Hunter Pence, R OBP: 0.321, SLG: 0.500										4	0	0	0	0	1	2						
7 Grégor Blanco, L OBP: 0.345, SLG: 0.312										4	0	0	0	0	1	2						
9 Brandon Belt, L OBP: 0.274, SLG: 0.343										4	1	1	0	0	1	2						
35 Brandon Crawford, L OBP: 0.323, SLG: 0.477										4	1	2	0	0	1	2						
55 Tim Lincecum, L OBP: 0.154, SLG: 0.083										2	0	0	0	0	2	2						
21 Nick Noonan, L OBP: 0.294, SLG: 0.303										1	0	0	0	0	0	1						
50 Jose Mijares, L ERA: 2.77										0	0	0	0	0	0	0						
Inning Stats	R: 0 E: 0 K: 1 S: 7	H: 0 LOB: 0 BB: 0 P: 9	R: 0 E: 0 K: 1 S: 8	H: 0 LOB: 0 BB: 0 P: 12	R: 2 E: 0 K: 1 S: 13	H: 3 LOB: 1 BB: 0 P: 19	R: 0 E: 1 K: 2 S: 10	H: 1 LOB: 2 BB: 0 P: 14	R: 0 E: 0 K: 1 S: 9	H: 1 LOB: 1 BB: 0 P: 13	R: 0 E: 0 K: 0 S: 6	H: 0 LOB: 0 BB: 0 P: 9	R: 0 E: 0 K: 0 S: 8	H: 1 LOB: 1 BB: 0 P: 12	R: 0 E: 0 K: 2 S: 12	H: 1 LOB: 1 BB: 0 P: 16	R: 0 E: 0 K: 1 S: 10	H: 0 LOB: 0 BB: 0 P: 14	1B: 5 2B: 2 3B: 0 HR: 0	SF: 1 SAC: 0 DP: 0 HBP: 0	WP: 0 PB: 0 SB: 0 CS: 0	PA: 35
PITCHER	IP: 7.0 WLS: W BF: 28	H: 6 R: 2 ER: 2 SO: 6	BB: 0 IBB: 0 HBP: 0 BLK: 0	WP: 0 HR: 0 S: 61 P: 88	ERA: 2.57 WHIP: 0.857	IP: 1.0 WLS: H BF: 4	H: 1 R: 0 ER: 0 SO: 2	BB: 0 IBB: 0 HBP: 0 BLK: 0	WP: 0 HR: 0 S: 12 P: 16	ERA: 0.00 WHIP: 1.000												



Batter	1	2	3	4	5	6	7	8	9	10	AB	R	H	RBI	BB	SO	LOB	TOP				
2 Ben Revere, L OBP: 0.286, SLG: 0.263 19 Laynce Nix, L OBP: 0.308, SLG: 0.373	(1, 8) C SI 90 B SI 91 F FC 90 FC 91	1-3	(1)																			
11 Jimmy Rollins, S OBP: 0.296, SLG: 0.376	(1, 6) FC 91 FC 92	0-2	(2)																			
26 Chase Utley, L OBP: 0.344, SLG: 0.514	(1, 4) C SI 90 B SI 91 F FC 90 FC 91	2-3	(3)																			
6 Ryan Howard, L OBP: 0.286, SLG: 0.449	(1, 3)																					
3 Delmon Young, R OBP: 0.325, SLG: 0.424 15 John Mayberry Jr., R OBP: 0.292, SLG: 0.391	(1, 9) (8, PR) (9, 8)	0-1	(1)																			
9 Dornic Brown, L OBP: 0.301, SLG: 0.417	(1, 7) B SI 90 X SI 91	1-0	(2)																			
13 Freddy Galvis, S OBP: 0.345, SLG: 0.460	(1, 5) X SI 91	0-0	(3)																			
31 Erik Kratz, R OBP: 0.241, SLG: 0.299 51 Carlos Ruiz, R OBP: 0.256, SLG: 0.225	(1, 2) (9, PH) (9, 2)	1-1	(1)																			
38 Kyle Kendrick, R OBP: 0.176, SLG: 0.193 10 Michael Young, R OBP: 0.306, SLG: 0.366 47 Jeremy Horst, L OBP: 0.287, SLG: 0.366 28 Kevin Frandsen, R OBP: 0.287, SLG: 0.366 59 Antonio Bastardo, R OBP: 0.287, SLG: 0.366 30 Justin De Fratus, S OBP: 0.287, SLG: 0.366 58 Jonathan Papelbon, R OBP: 0.287, SLG: 0.366	(1, 11) (8, PR) (8, 1) (8, 1) (8, 1) (8, 1) (8, 1) (8, 1)	0-2	(1)																			
Inning Stats	R: 0 E: 0 K: 2 S: 11	H: 0 LOB: 0 BB: 0 P: 14	R: 0 E: 0 K: 1 S: 9	H: 2 LOB: 2 BB: 0 P: 11	R: 0 E: 0 K: 1 S: 7	H: 0 LOB: 0 BB: 0 P: 9	R: 0 E: 0 K: 0 S: 8	H: 1 LOB: 1 BB: 0 P: 13	R: 0 E: 0 K: 1 S: 11	H: 1 LOB: 1 BB: 0 P: 14	R: 0 E: 0 K: 0 S: 9	H: 1 LOB: 1 BB: 0 P: 12	R: 0 E: 0 K: 0 S: 5	H: 1 LOB: 0 BB: 0 P: 9	R: 2 E: 0 K: 2 S: 13	H: 4 LOB: 2 BB: 0 P: 22	R: 2 E: 0 K: 2 S: 14	H: 4 LOB: 2 BB: 0 P: 23	1B: 12 2B: 3 3B: 0 HR: 0	SF: 0 SAC: 1 DP: 2 HBP: 0	WP: 0 PB: 0 SB: 0 CS: 0	PA: 43
PITCHER	IP ERA WLS BF H R ER SO BB IBB HBP BLK WP HR S P ERA WHIP	8.0 5.63 0.2 6 4 2 0 0 0 0 0 0 0 0 12 21 27.00 6.000	0.1 1.06 0.1 1 0 0 0 0 0 0 0 0 0 0 1 1 0.00 0.000	1.0 0.96 1.0 7 4 2 2 0 0 0 0 0 0 14 23 18.00 4.000																		

Philadelphia Phillies @ Arizona Diamondbacks
Chase Field, Phoenix, AZ
Sun May 12 2013, 1:12 PM - 4:16 PM MST
Att: 32,808 - Roof Closed - 79 F

AB 42
R 4
H 15
RBI 4
BB 0
SO 7
LOB 20

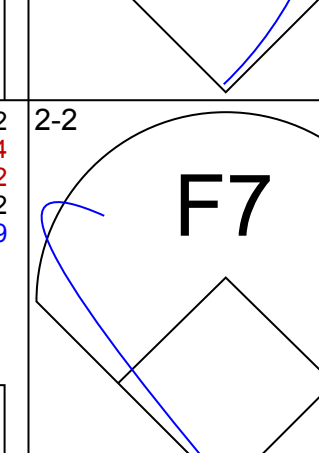
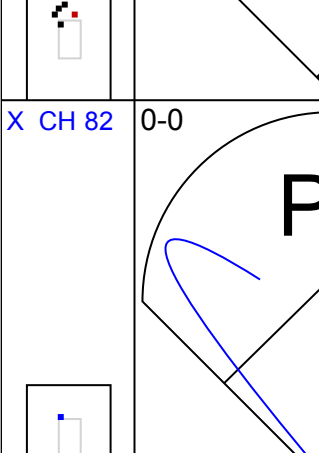
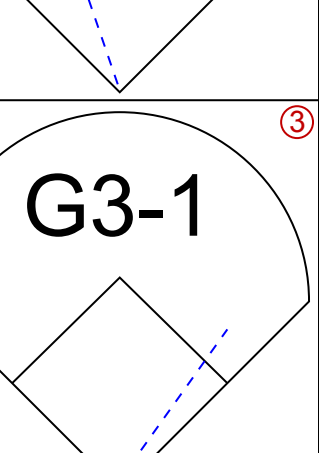
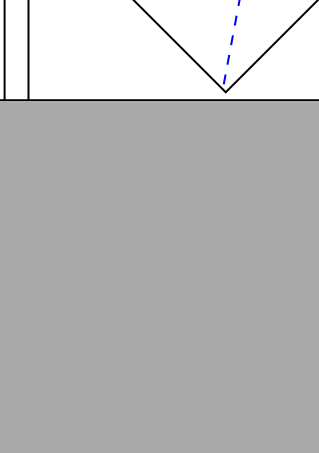


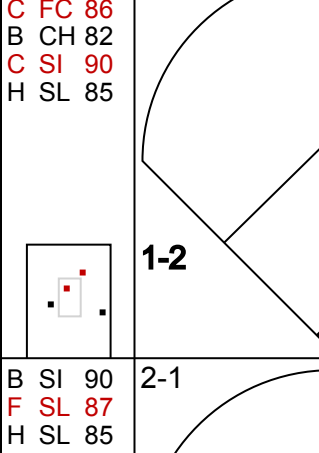




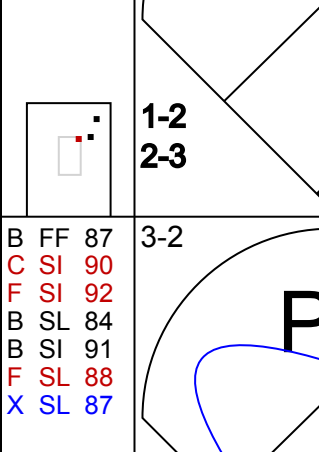

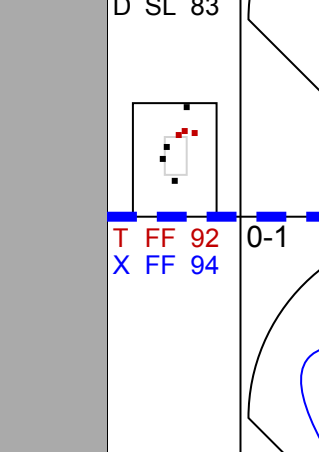

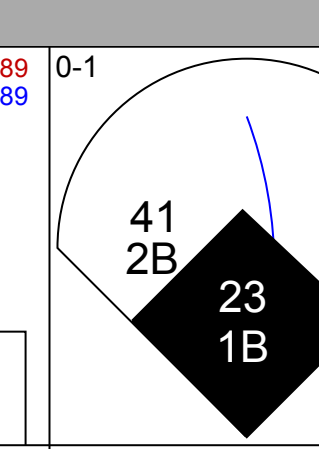
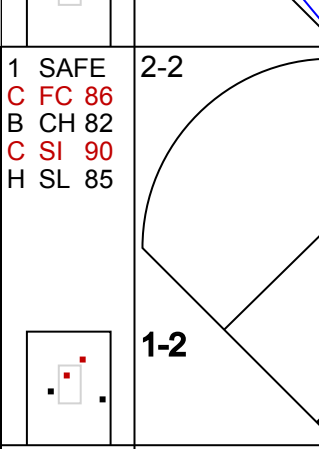

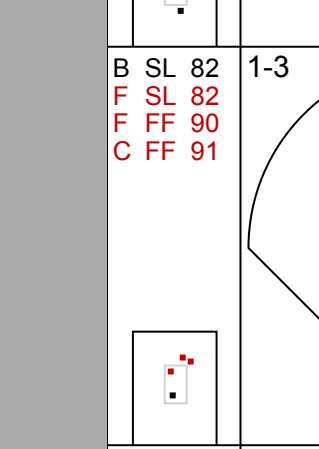

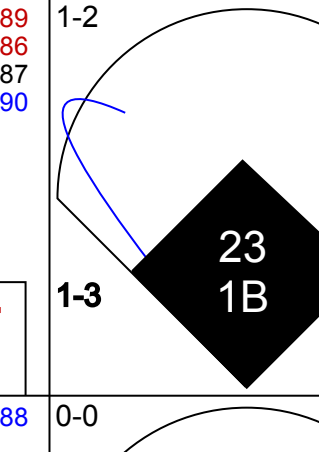
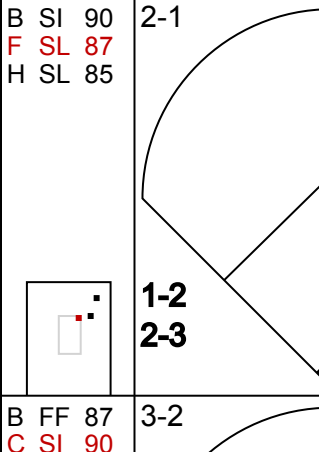

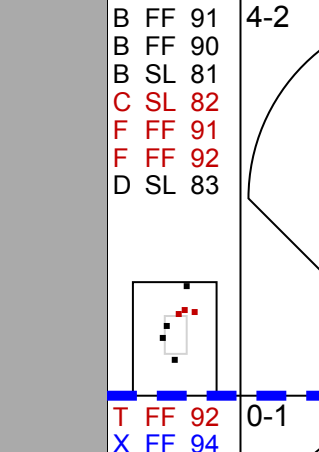

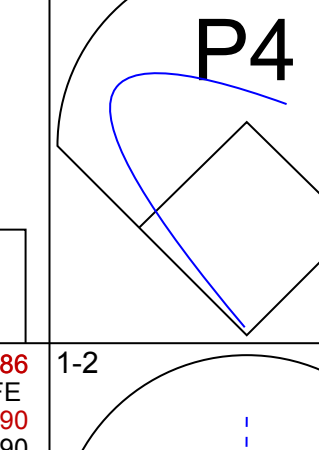
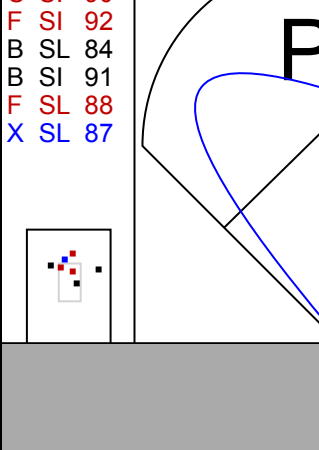

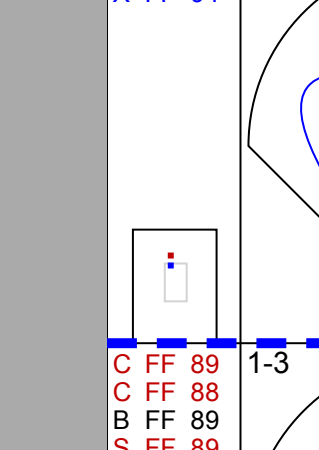

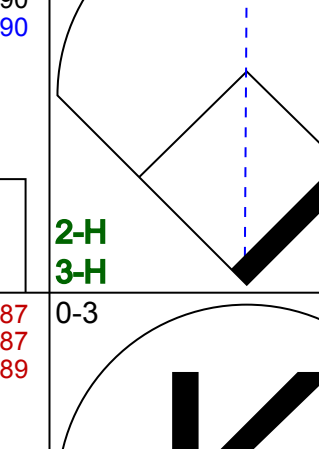


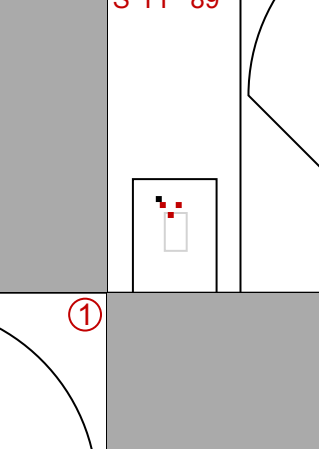
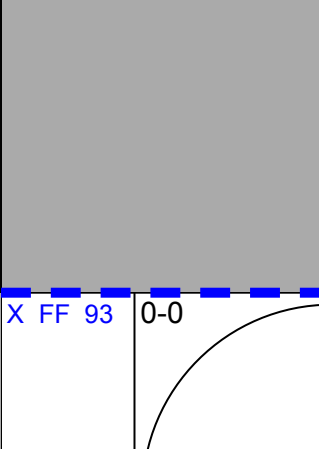
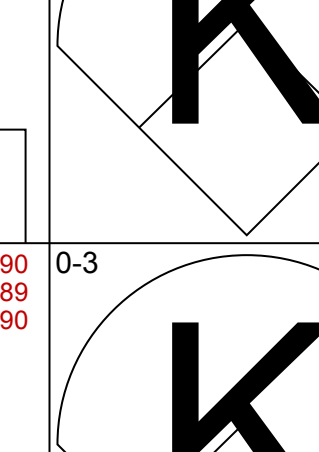


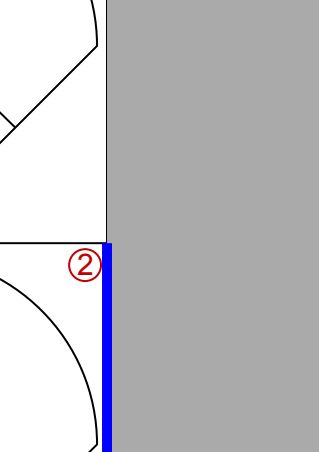
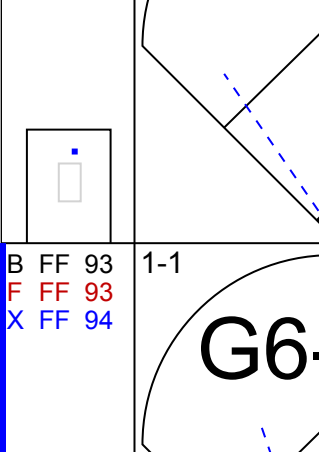
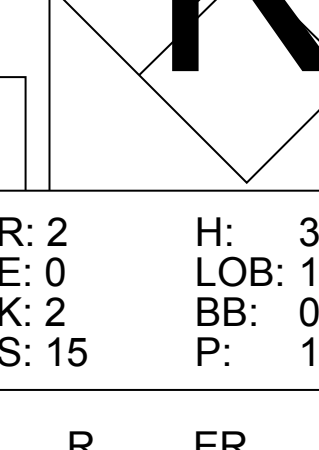
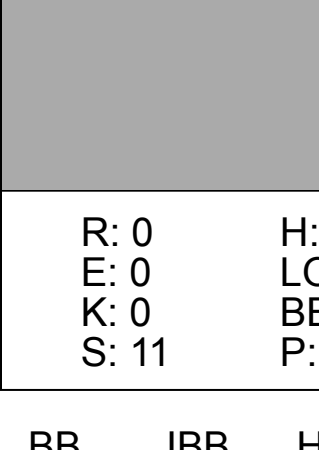
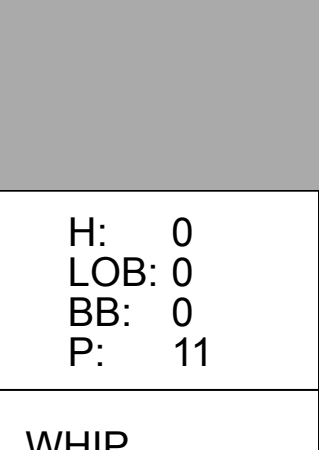
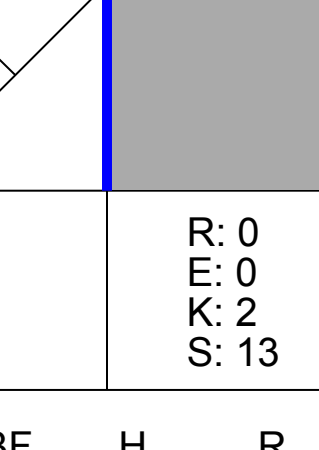
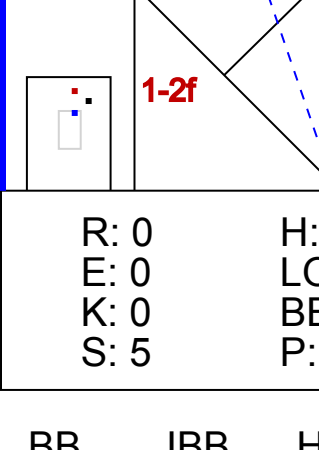


Batter	1	2	3	4	5	6	7	8	9	10	AB	R	H	RBI	BB	SO	LOB	BOTTOM				
8 Gerardo Parra, L OBP: 0.383, SLG: 0.483	(1, 9) C SI 88 B SI 89 F FC 87 FC 88	1-2	(1)																			
1 Didi Gregorius, L OBP: 0.403, SLG: 0.655	(1, 6) B SI 89 C SI 88 S CH 82 B CH 83 X SI 90	2-2	(1)																			
14 Martin Prado, R OBP: 0.272, SLG: 0.331	(1, 4) B SI 90 C SI 89 F FC 88 FC 89	1-3	(2)																			
12 Eric Chavez, L OBP: 0.345, SLG: 0.519	(1, 5) X CH 82	0-0	(3)																			
26 Miguel Montero, L OBP: 0.297, SLG: 0.287	(1, 2) B SI 90 C SI 89 S CH 82 B CH 83 X SI 90	3-2	(2)																			
11 AJ Pollock, R OBP: 0.293, SLG: 0.487	(1, 8) C SI 91 B SI 90 F FC 88 FC 89	1-1	(1)																			
13 Jason Kubel, L OBP: 0.313, SLG: 0.441 7 Cody Ross, R OBP: 0.333, SLG: 0.382	(1, 7) (9, PH) (10, 7)	2-2 1-2	(3)																			
22 Eric Hinske, L OBP: 0.250, SLG: 0.333 44 Paul Goldschmidt, R OBP: 0.491, SLG: 0.556	(1, 3) (9, PH) (10, 3)	2-3	(1)																			
32 Brandon McCarthy, R OBP: 0.297, SLG: 0.331 21 Heath Bell, R OBP: 0.297, SLG: 0.331 29 Brad Ziegler, R OBP: 0.297, SLG: 0.331 45 Matt Reynolds, L OBP: 0.297, SLG: 0.331 4 Cliff Pennington, S OBP: 0.297, SLG: 0.331	(1, 1) (9, 1) (9, 1) (10, 1) (10, PH)	1-2 1-2 1-2 1-2	(2)																			
Inning Stats	R: 2 E: 0 K: 1 S: 18	H: 3 LOB: 2 BB: 0 P: 28	R: 0 E: 0 K: 1 S: 9	H: 0 LOB: 0 BB: 0 P: 12	R: 0 E: 0 K: 0 S: 6	H: 0 LOB: 0 BB: 0 P: 12	R: 0 E: 0 K: 1 S: 9	H: 1 LOB: 1 BB: 0 P: 11	R: 0 E: 0 K: 0 S: 7	H: 1 LOB: 1 BB: 0 P: 11	R: 0 E: 0 K: 2 S: 9	H: 0 LOB: 0 BB: 0 P: 11	R: 0 E: 0 K: 2 S: 10	H: 0 LOB: 1 BB: 0 P: 18	R: 0 E: 0 K: 1 S: 10	H: 1 LOB: 1 BB: 0 P: 15	1B: 4 2B: 1 3B: 1 HR: 1	SF: 0 SAC: 0 DP: 0 HBP: 0	WP: 0 PB: 0 SB: 0 CS: 0	PA: 39		
PITCHER	IP ERA WLS BF H R ER SO BB IBB HBP BLK WP HR S P ERA WHIP	7.0 2.47 1.0 3 0 0 0 0 0 0 0 0 0 0 9 11 0.00 0.857	1.0 5.51 0.2 3 0 0 0 1 1 0 0 0 0 0 7 12 0.00 1.500	0.1 2.19 0.1 W 1 0 0 0 1 0 0 0 0 0 3 6 0.00 0.000	1.0 1.15 1.0 S 4 1 0 0 1 0 0 0 0 0 10 15 0.00 1.000																	

Philadelphia Phillies @ Arizona Diamondbacks
Chase Field, Phoenix, AZ
Sun May 12 2013, 1:12 PM - 4:16 PM MST
Att: 32,808 - Roof Closed - 79 F

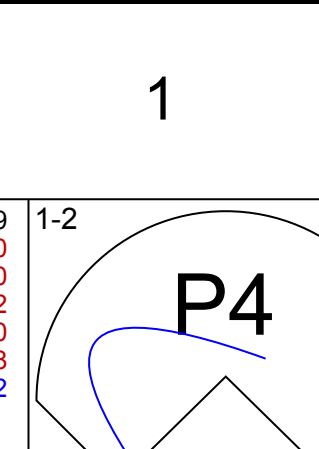
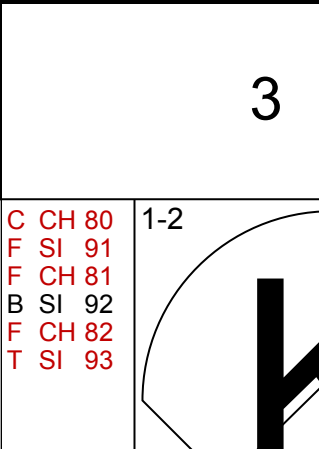

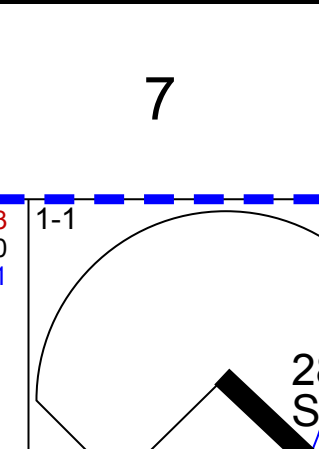
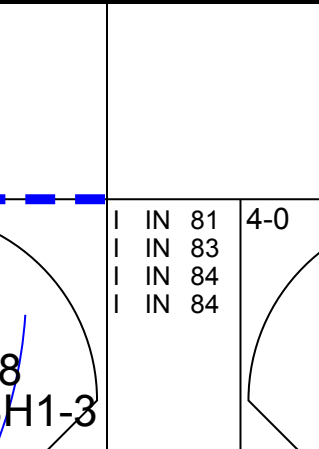
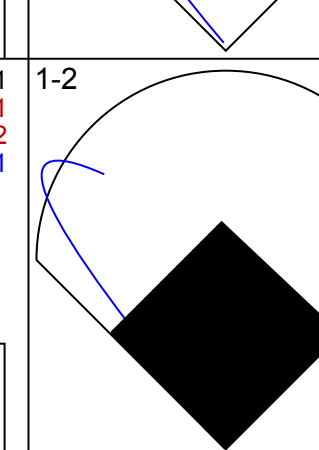
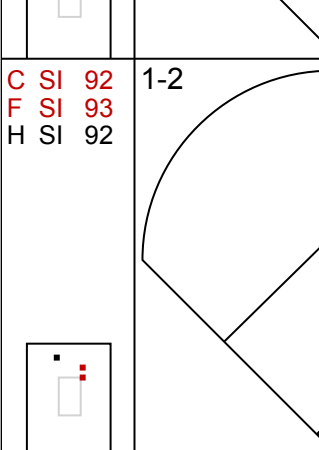
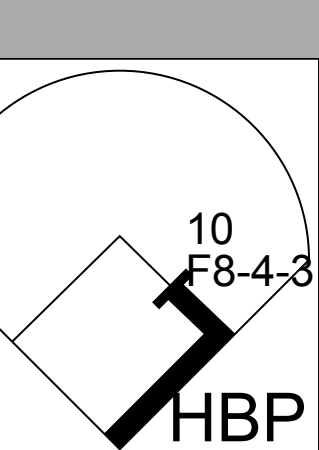
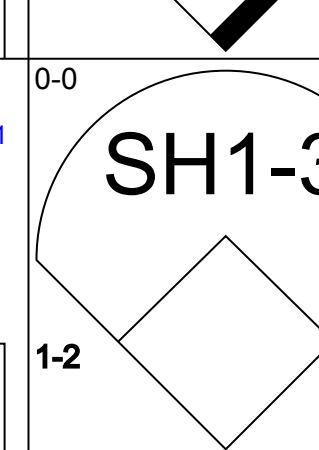
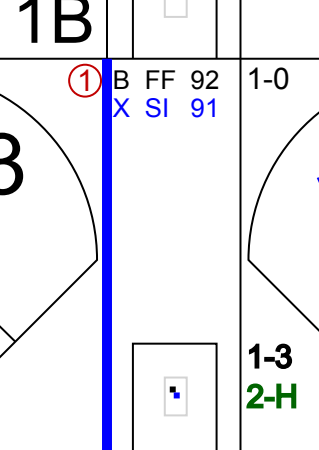

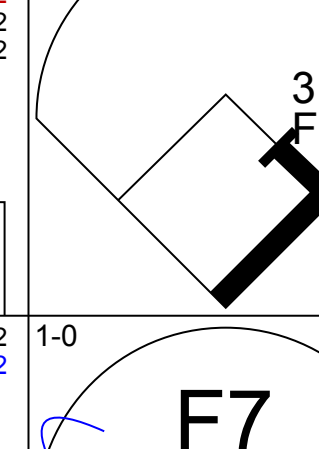
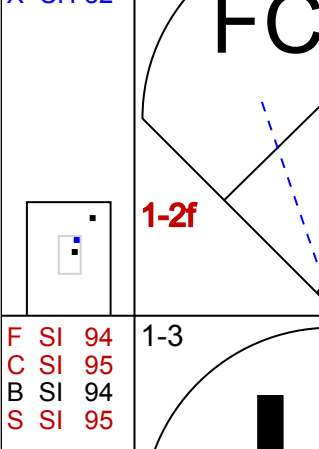
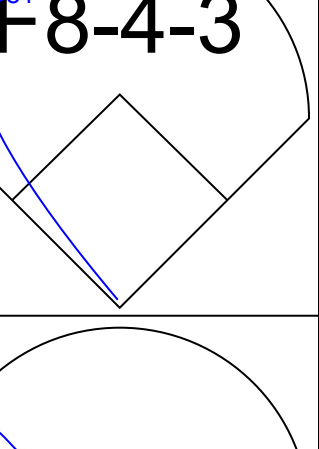
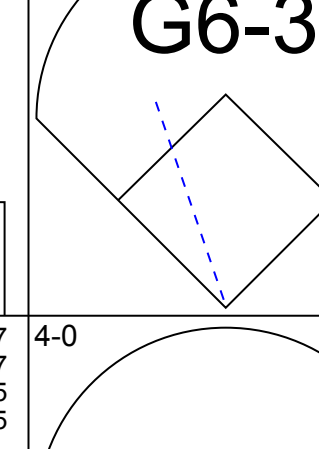
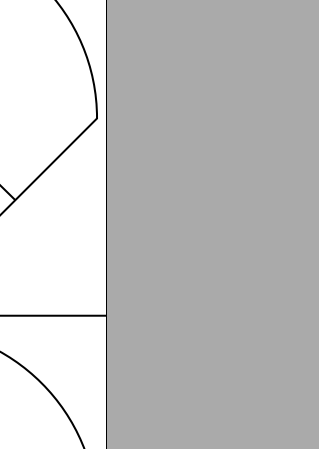

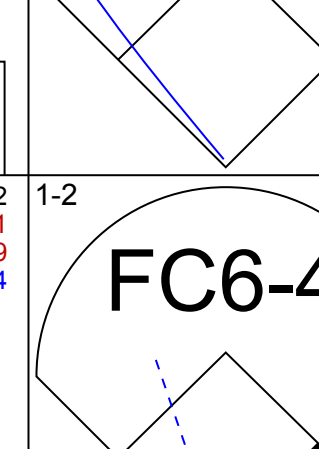
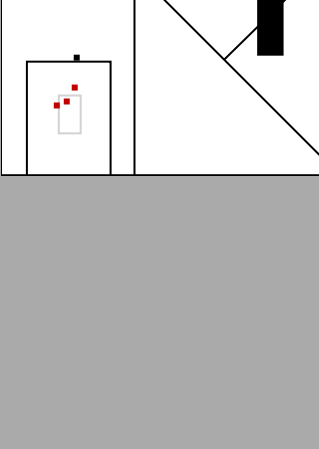
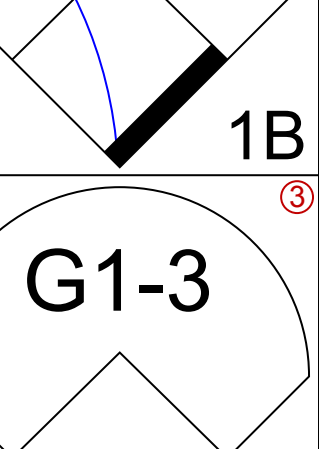
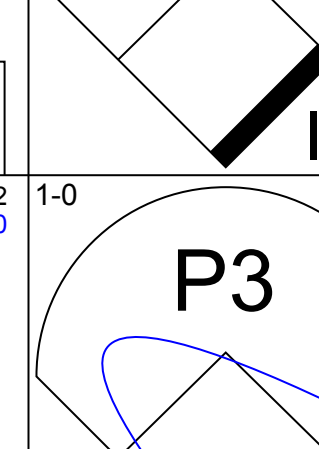












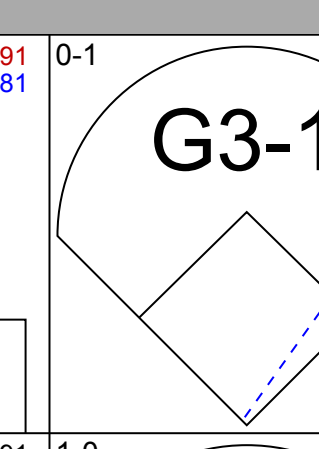



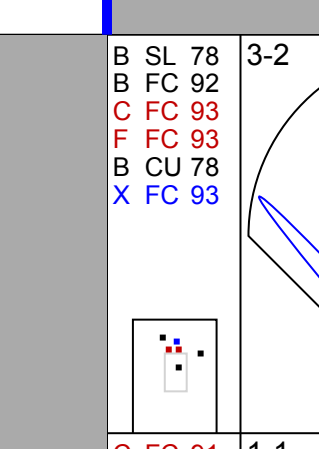
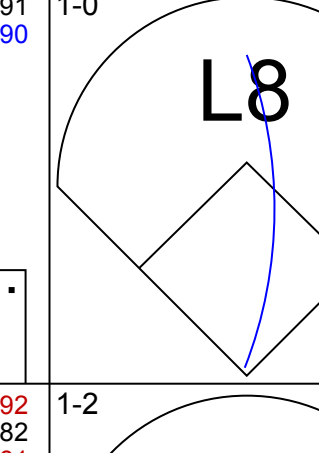



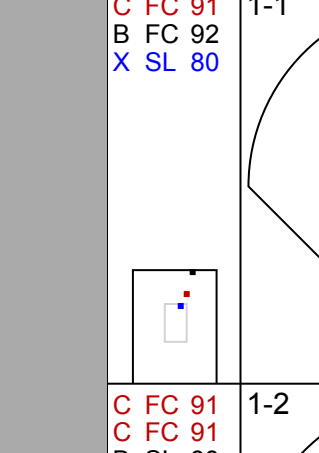
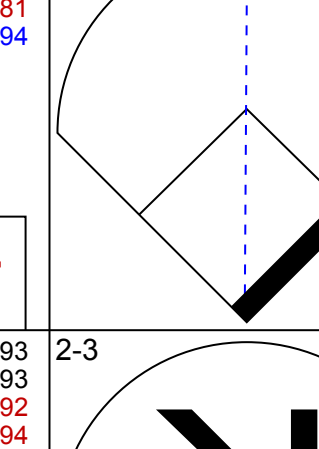



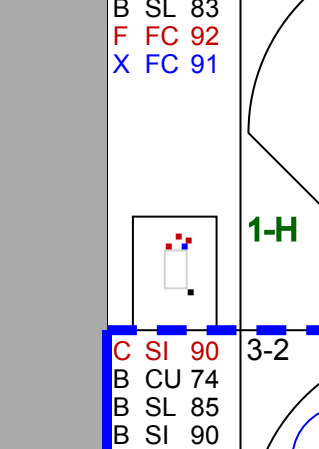
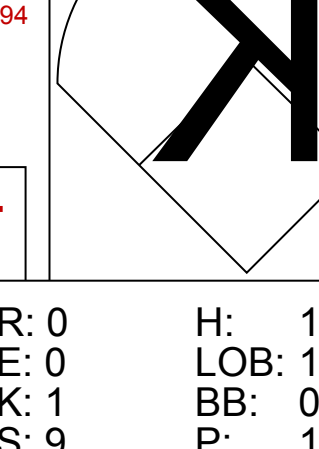
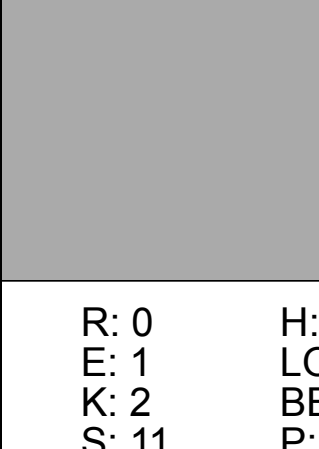
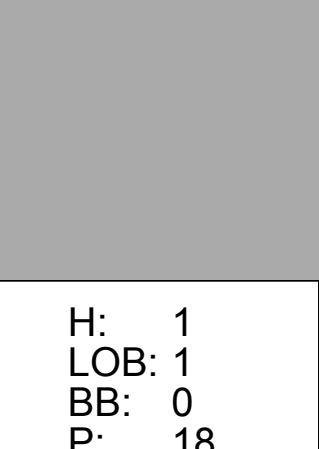
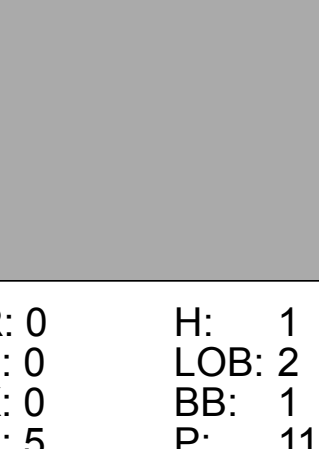
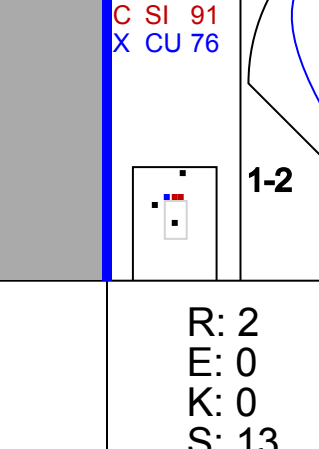
AB 38
R 2
H 7
RBI 2
BB 1
SO 9
LOB 14



Batter	1	2	3	4	5	6	7	8	9	AB	R	H	RBI	BB	SO	LOB	TOP			
24 Michael Bourn, L (1,8) OBP: 0.348, SLG: 0.476										5	0	1	0	0	1	0	Cleveland Indians @ Philadelphia Phillies Citizens Bank Park, Philadelphia, PA Tue May 14 2013, 7:08 PM - 9:54 PM EDT Att: 39,689 - Clear - 63 F			
22 Jason Kipnis, L (1,4) OBP: 0.295, SLG: 0.423										3	0	0	0	1	0	1				
13 Asdrubal Cabrera, S (1,6) OBP: 0.293, SLG: 0.428										4	0	1	0	0	0	1				
33 Nick Swisher, S (1,3) OBP: 0.380, SLG: 0.480										3	1	2	0	0	1	1				
41 Carlos Santana, S (1,2) OBP: 0.438, SLG: 0.605										2	1	1	0	1	0	1				
12 Mark Reynolds, R (1,5) OBP: 0.365, SLG: 0.584										3	0	0	0	1	0	7				
23 Michael Brantley, L (1,7) OBP: 0.359, SLG: 0.579										4	0	1	2	0	1	3				
11 Drew Stubbs, R (1,9) OBP: 0.301, SLG: 0.365										4	0	1	0	0	1	1				
26 Scott Kazmir, L (1,1) 37 Cody Allen, R (6,1) 9 Ryan Raburn, R (7,PH) 27 Bryan Shaw, S (7,1) 53 Rich Hill, L (8,1) 4 Mike Aviles, R (9,PH) OBP: 0.294, SLG: 0.393										2	0	0	0	0	1	1				
Inning Stats	R: 0 E: 0 K: 1 S: 11	H: 0 LOB: 0 BB: 0 P: 19	R: 2 E: 0 K: 2 S: 15	H: 3 LOB: 1 BB: 0 P: 17	R: 0 E: 0 K: 0 S: 11	H: 0 LOB: 3 BB: 1 P: 23	R: 0 E: 0 K: 0 S: 5	H: 0 LOB: 0 BB: 0 P: 8	R: 0 E: 0 K: 0 S: 7	H: 1 LOB: 1 BB: 0 P: 11	R: 0 E: 0 K: 0 S: 4	H: 1 LOB: 1 BB: 0 P: 9	R: 0 E: 0 K: 2 S: 13	H: 1 LOB: 2 BB: 1 P: 20	R: 0 E: 0 K: 0 S: 5	H: 1 LOB: 0 BB: 0 P: 6		1B: 5 2B: 1 3B: 1 HR: 0	SF: 0 SAC: 0 DP: 2 HBP: 2	WP: 0 PB: 0 SB: 1 CS: 0
PITCHER	IP WLS BF H R ER SO BB IBB HBP BLK WP HR S P ERA WHIP	IP WLS BF H R ER SO BB IBB HBP BLK WP HR S P ERA WHIP	IP WLS BF H R ER SO BB IBB HBP BLK WP HR S P ERA WHIP	IP WLS BF H R ER SO BB IBB HBP BLK WP HR S P ERA WHIP	IP WLS BF H R ER SO BB IBB HBP BLK WP HR S P ERA WHIP	IP WLS BF H R ER SO BB IBB HBP BLK WP HR S P ERA WHIP	IP WLS BF H R ER SO BB IBB HBP BLK WP HR S P ERA WHIP	IP WLS BF H R ER SO BB IBB HBP BLK WP HR S P ERA WHIP	IP WLS BF H R ER SO BB IBB HBP BLK WP HR S P ERA WHIP	IP WLS BF H R ER SO BB IBB HBP BLK WP HR S P ERA WHIP	IP WLS BF H R ER SO BB IBB HBP BLK WP HR S P ERA WHIP	IP WLS BF H R ER SO BB IBB HBP BLK WP HR S P ERA WHIP	IP WLS BF H R ER SO BB IBB HBP BLK WP HR S P ERA WHIP	IP WLS BF H R ER SO BB IBB HBP BLK WP HR S P ERA WHIP	IP WLS BF H R ER SO BB IBB HBP BLK WP HR S P ERA WHIP	IP WLS BF H R ER SO BB IBB HBP BLK WP HR S P ERA WHIP	IP WLS BF H R ER SO BB IBB HBP BLK WP HR S P ERA WHIP	IP WLS BF H R ER SO BB IBB HBP BLK WP HR S P ERA WHIP	IP WLS BF H R ER SO BB IBB HBP BLK WP HR S P ERA WHIP	IP WLS BF H R ER SO BB IBB HBP BLK WP HR S P ERA WHIP

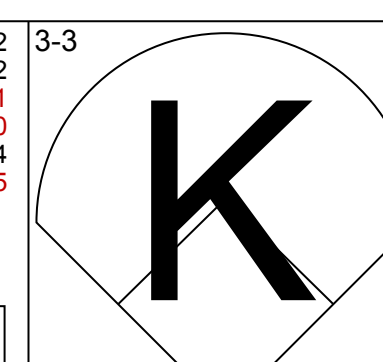
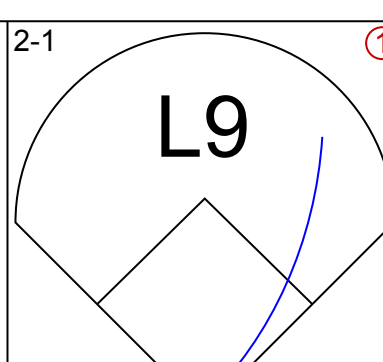
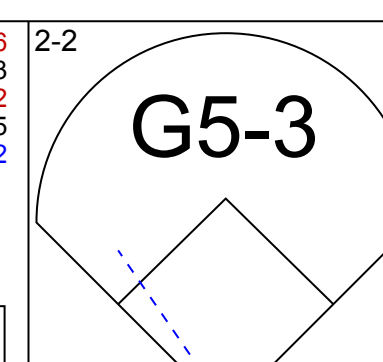
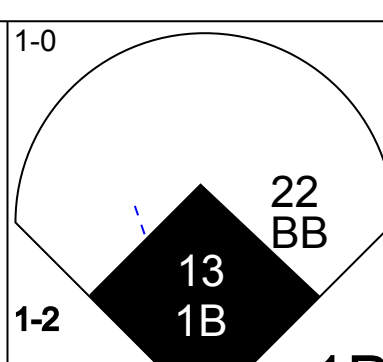
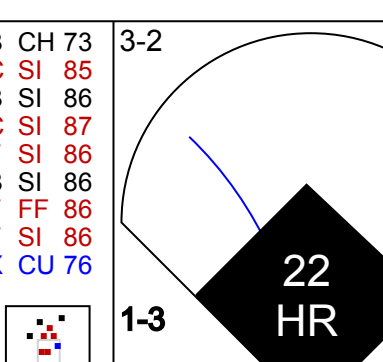
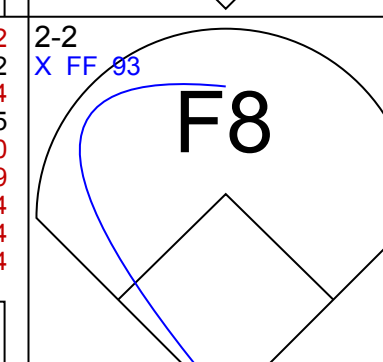
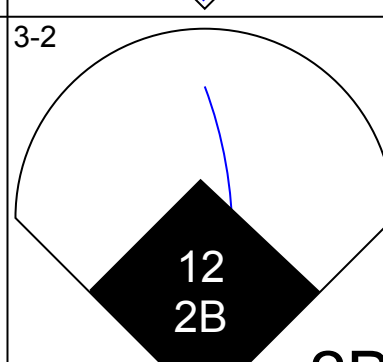
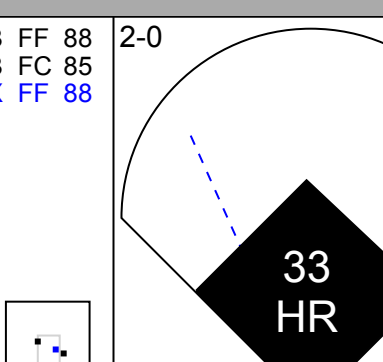
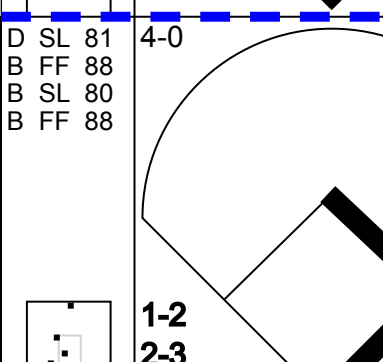
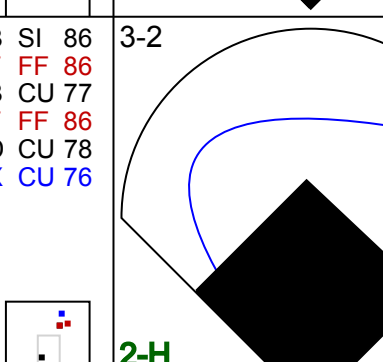
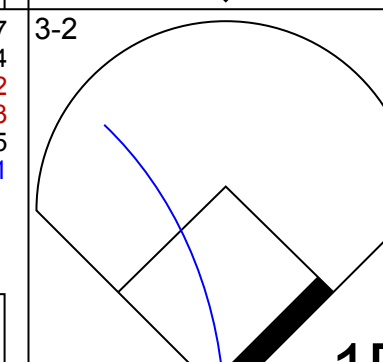
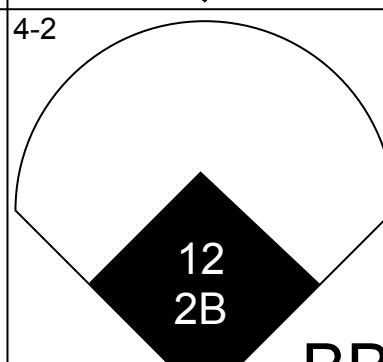
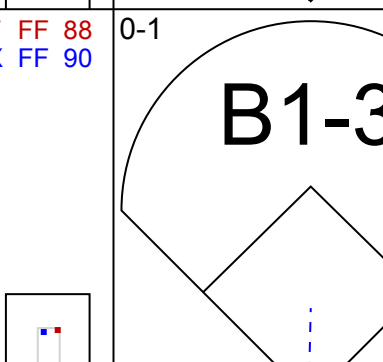
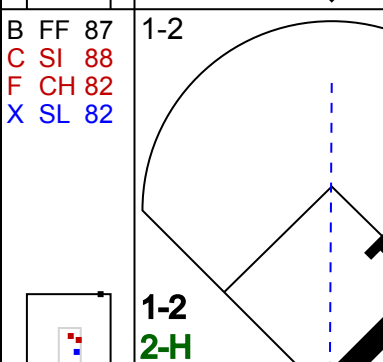
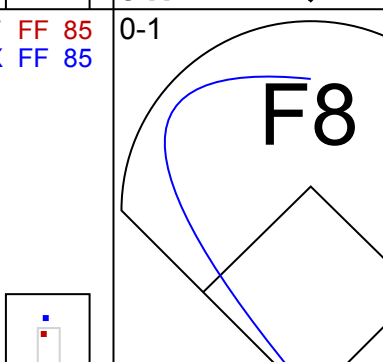
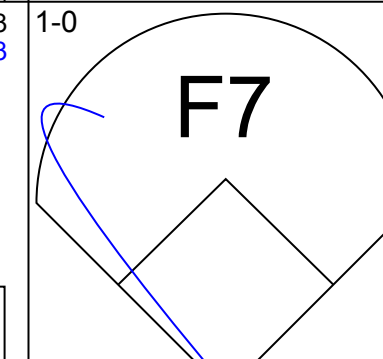
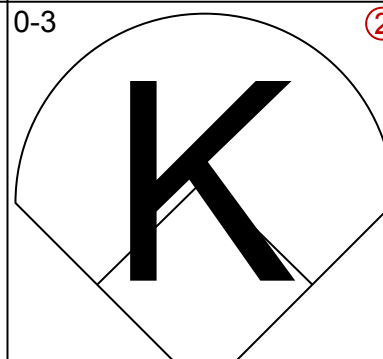
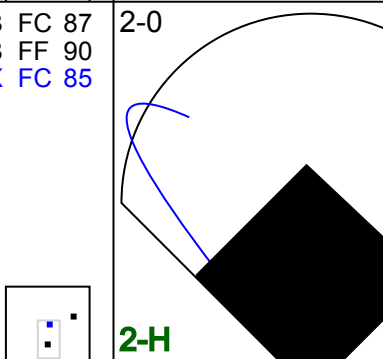
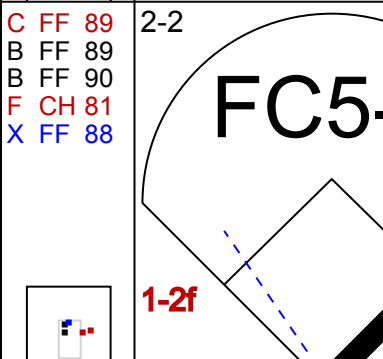
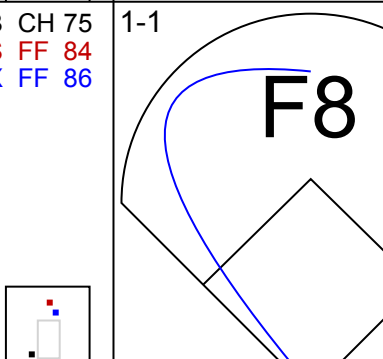

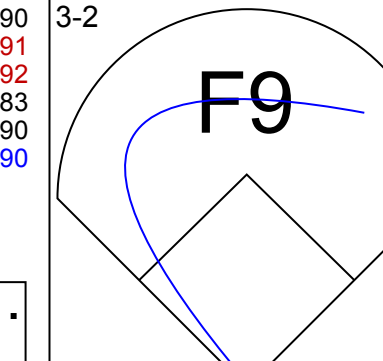
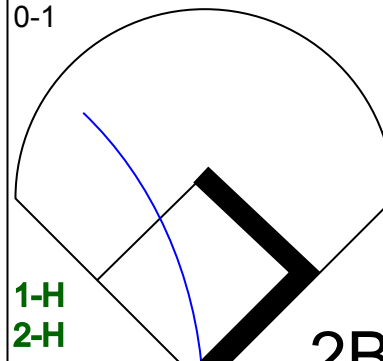
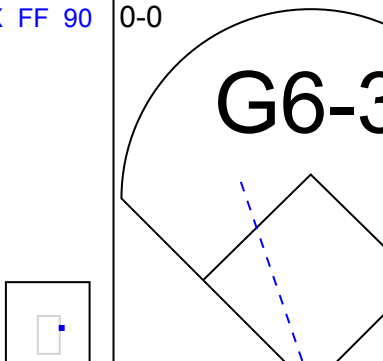
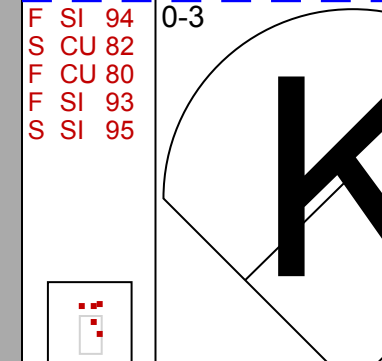
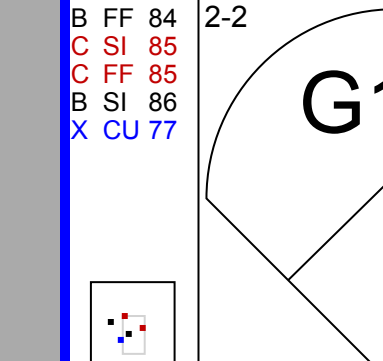

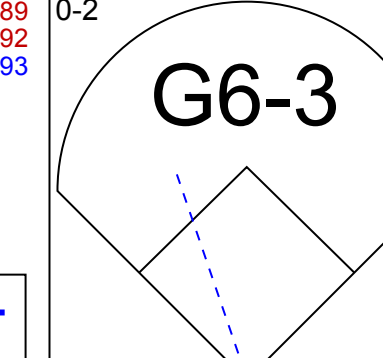
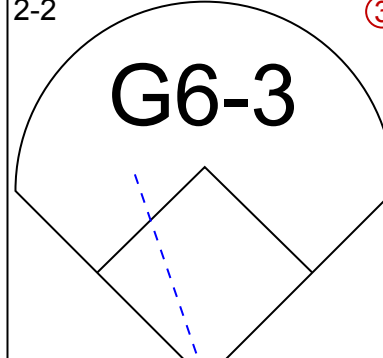
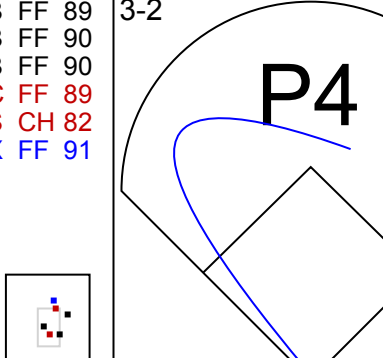
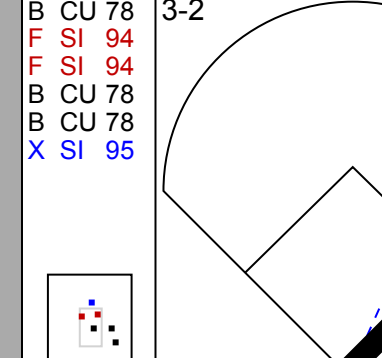
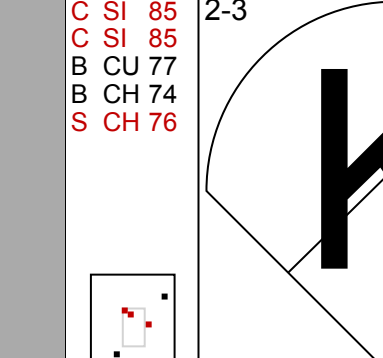

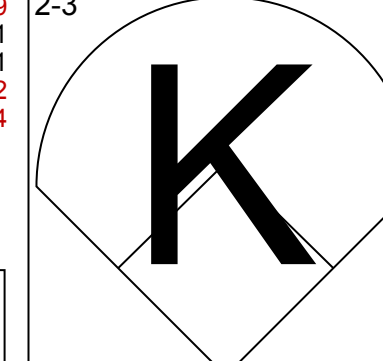
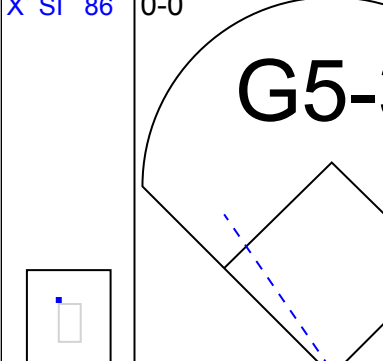
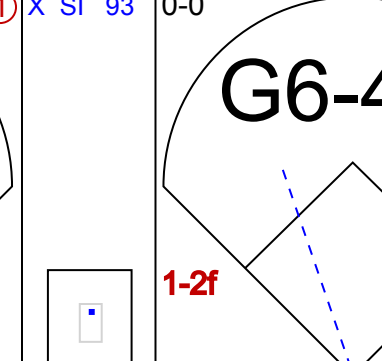
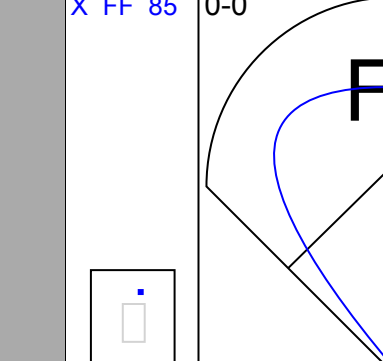

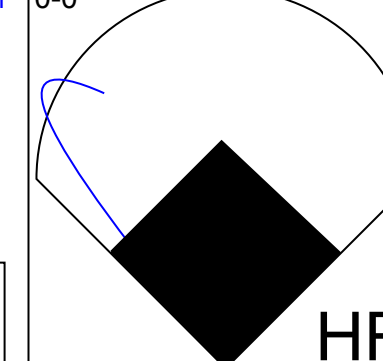
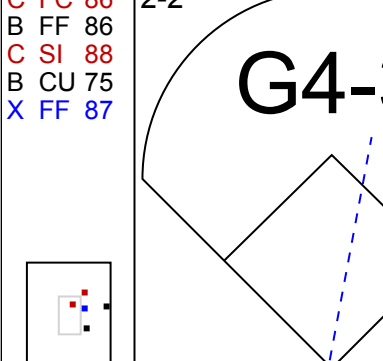
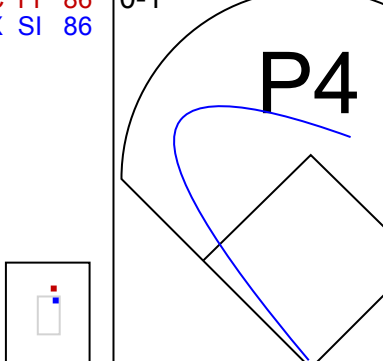

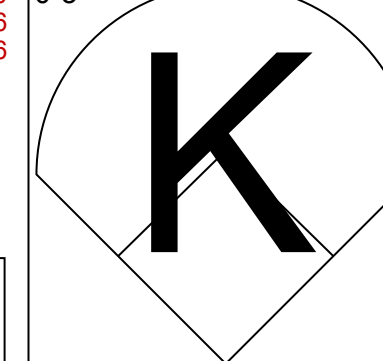
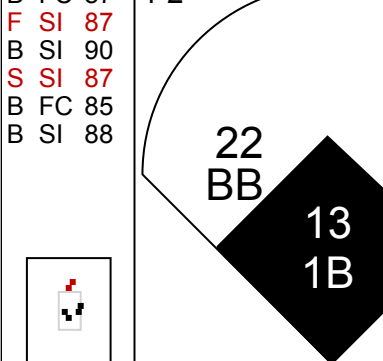
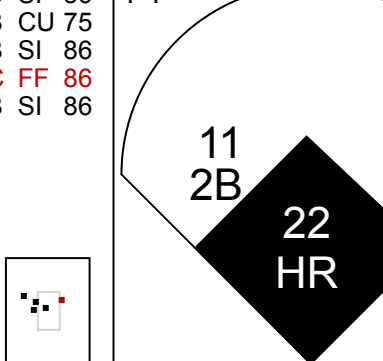
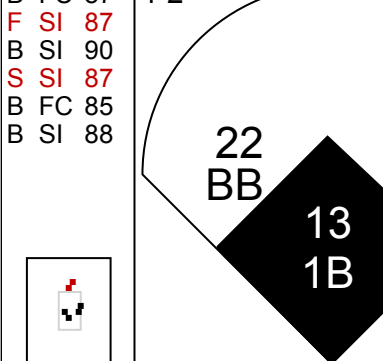
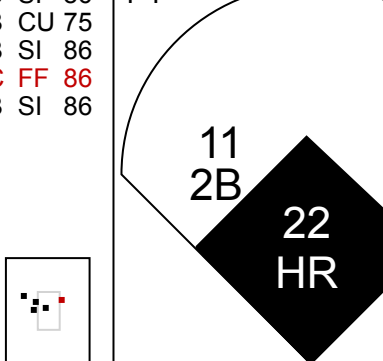
AB 32
R 2
H 7
RBI 2
BB 3
SO 5
LOB 17

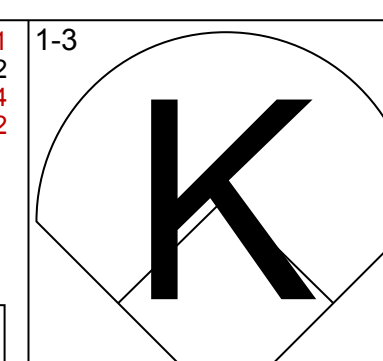
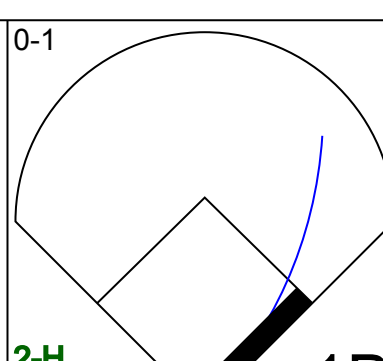
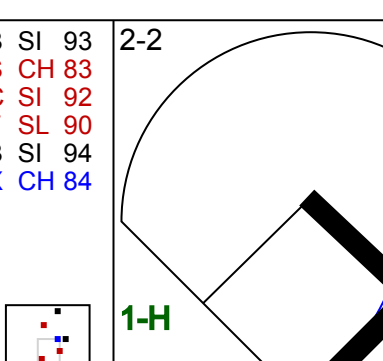
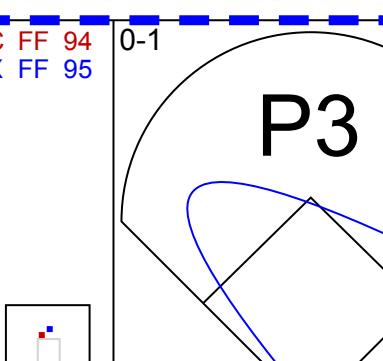
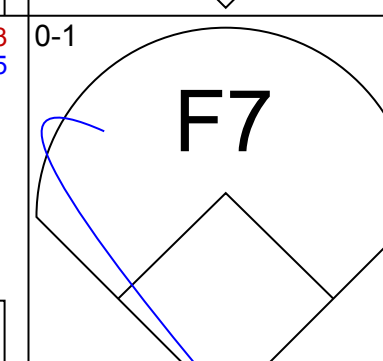
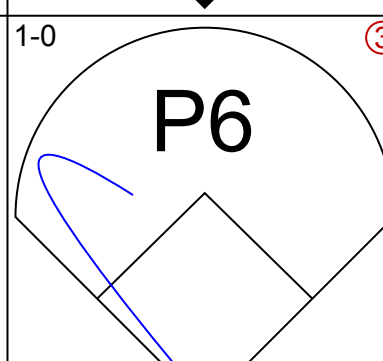
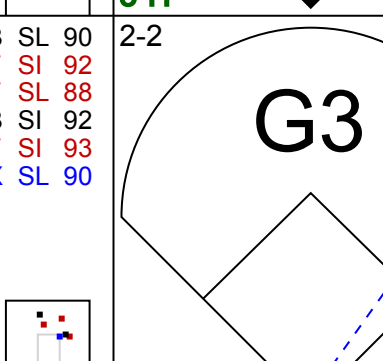
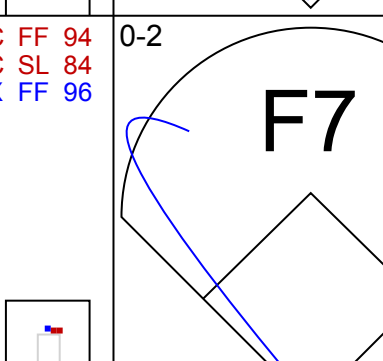
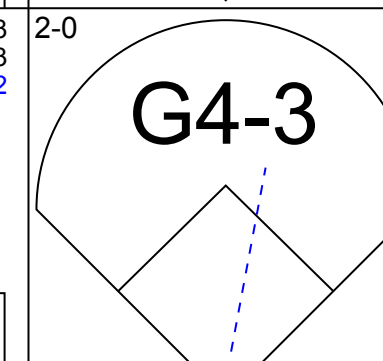
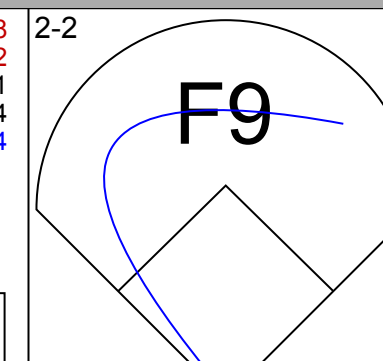
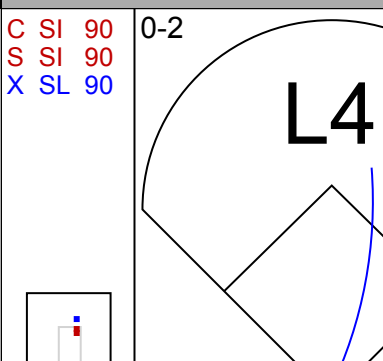
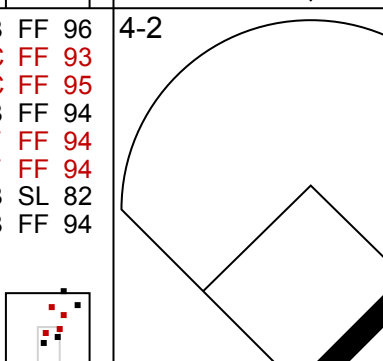

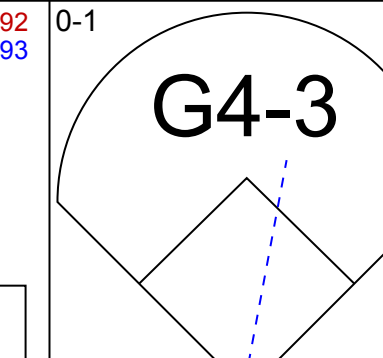
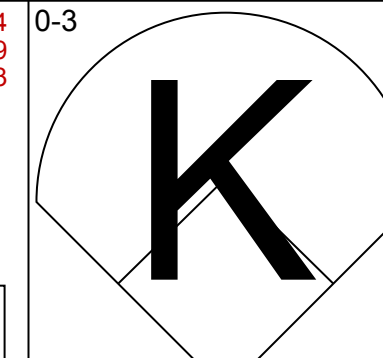
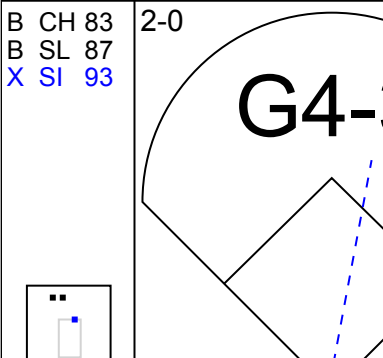
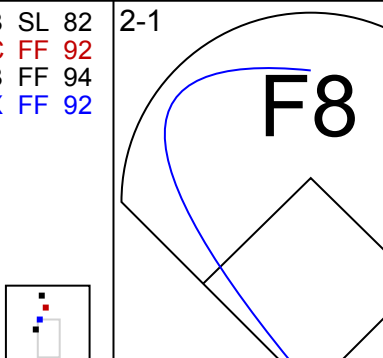

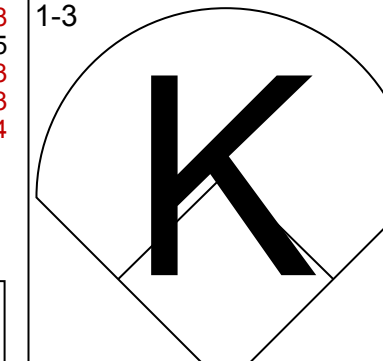
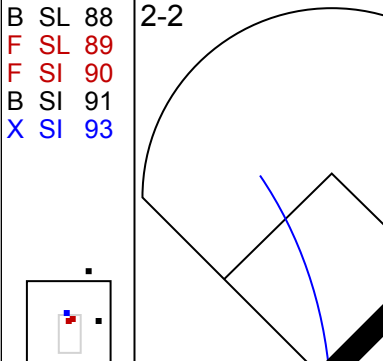
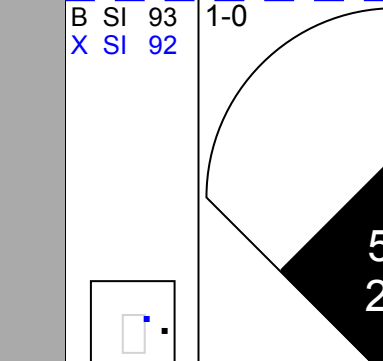

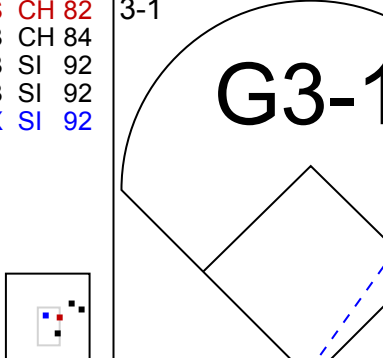
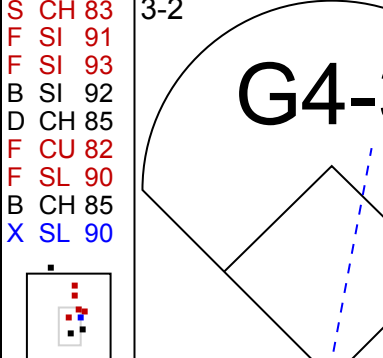
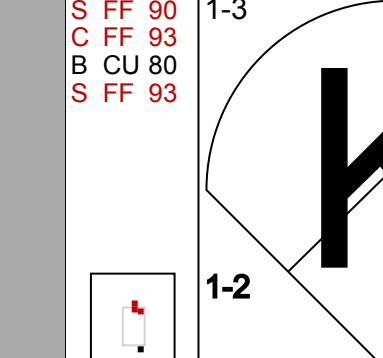





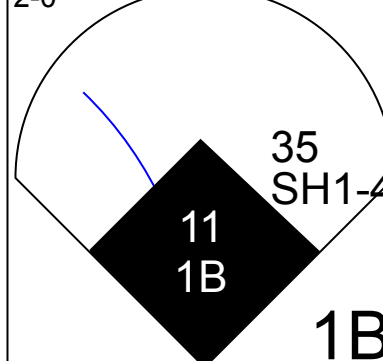





Batter	1	2	3	4	5	6	7	8	9	AB	R	H	RBI	BB	SO	LOB	BOTTOM			
11 Jimmy Rollins, S (1,6) OBP: 0.299, SLG: 0.373										4	0	1	0	1	1	1	Cleveland Indians @ Philadelphia Phillies Citizens Bank Park, Philadelphia, PA Tue May 14 2013, 7:08 PM - 9:54 PM EDT Att: 39,689 - Clear - 63 F			
28 Kevin Frandsen, R (1,4) OBP: 0.371, SLG: 0.533										1	1	1	1	0	0	0				
13 Freddy Galvis, S (8,4) OBP: 0.357, SLG: 0.471										1	0	1	1	0	0	0				
10 Michael Young, R (1,5) OBP: 0.387, SLG: 0.386										3	0	0	0	1	0	3				
6 Ryan Howard, L (1,3) OBP: 0.291, SLG: 0.446										3	0	1	0	1	1	2				
3 Delmon Young, R (1,9) OBP: 0.295, SLG: 0.378										4	0	0	0	0	0	4				
2 Ben Revere, L (8,8) OBP: 0.286, SLG: 0.263										0	0	0	0	0	0	0				
9 Dominic Brown, L (1,7) OBP: 0.306, SLG: 0.441										4	2	2	1	0	0	0				
51 Carlos Ruiz, R (1,2) OBP: 0.277, SLG: 0.233										3	2	1	0	1	1	0				
15 John Mayberry Jr., R (1,8) OBP: 0.310, SLG: 0.418										4	1	3	3	0	0	0				
44 Jonathan Pettibone, L (1,1) ERA: 5.33 59 Antonio Bastardo, L (7,1) 30 Justin De Fratus, S (8,1) 47 Jeremy Horst, L (8,1) 19 Laynce Nix, L (8,PH) 58 Jonathan Papelbon, R (9,1) OBP: 0.279, SLG: 0.111 ERA: 2.6 ERA: 1.93 ERA: 3.0										3	0	0	0	0	1	2				
Inning Stats	R: 1 E: 0 K: 0 S: 14	H: 1 LOB: 1 BB: 1 P: 22	R: 0 E: 0 K: 1 S: 9	H: 1 LOB: 0 BB: 0 P: 13	R: 0 E: 1 K: 2 S: 11	H: 0 LOB: 1 BB: 0 P: 16	R: 2 E: 0 K: 0 S: 14	H: 2 LOB: 1 BB: 1 P: 25	R: 0 E: 0 K: 0 S: 11	H: 1 LOB: 0 BB: 0 P: 18	R: 1 E: 0 K: 1 S: 8	H: 1 LOB: 0 BB: 0 P: 12	R: 0 E: 0 K: 0 S: 5	H: 1 LOB: 2 BB: 1 P: 11	R: 2 E: 0 K: 0 S: 13	H: 3 LOB: 2 BB: 1 P: 26	1B: 7 2B: 2 3B: 0 HR: 2	SF: 0 SAC: 1 DP: 1 HBP: 2	WP: 1 PB: 0 SB: 1 CS: 0	PA: 38
PITCHER	IP WLS BF H R ER SO BB IBB HBP BLK WP HR S P ERA WHIP	IP WLS BF H R ER SO BB IBB HBP BLK WP HR S P ERA WHIP	IP WLS BF H R ER SO BB IBB HBP BLK WP HR S P ERA WHIP	IP WLS BF H R ER SO BB IBB HBP BLK WP HR S P ERA WHIP	IP WLS BF H R ER SO BB IBB HBP BLK WP HR S P ERA WHIP	IP WLS BF H R ER SO BB IBB HBP BLK WP HR S P ERA WHIP	IP WLS BF H R ER SO BB IBB HBP BLK WP HR S P ERA WHIP	IP WLS BF H R ER SO BB IBB HBP BLK WP HR S P ERA WHIP	IP WLS BF H R ER SO BB IBB HBP BLK WP HR S P ERA WHIP	IP WLS BF H R ER SO BB IBB HBP BLK WP HR S P ERA WHIP	IP WLS BF H R ER SO BB IBB HBP BLK WP HR S P ERA WHIP	IP WLS BF H R ER SO BB IBB HBP BLK WP HR S P ERA WHIP	IP WLS BF H R ER SO BB IBB HBP BLK WP HR S P ERA WHIP	IP WLS BF H R ER SO BB IBB HBP BLK WP HR S P ERA WHIP	IP WLS BF H R ER SO BB IBB HBP BLK WP HR S P ERA WHIP	IP WLS BF H R ER SO BB IBB HBP BLK WP HR S P ERA WHIP	IP WLS BF H R ER SO BB IBB HBP BLK WP HR S P ERA WHIP	IP WLS BF H R ER SO BB IBB HBP BLK WP HR S P ERA WHIP	IP WLS BF H R ER SO BB IBB HBP BLK WP HR S P ERA WHIP	IP WLS BF H R ER SO BB IBB HBP BLK WP HR S P ERA WHIP

AB 31
R 6
H 10
RBI 6
BB 4
SO 4
LOB 13



Batter	1	2	3	4	5	6	7	8	9	AB	R	H	RBI	BB	SO	LOB	TOP			
11 Drew Stubbs, R OBP: 0.305, SLG: 0.374										5	2	2	0	0	1	0	Cleveland Indians @ Philadelphia Phillies Citizens Bank Park, Philadelphia, PA Wed May 15 2013, 1:09 PM - 4:07 PM EDT Att: 38,440 - Cloudy - 74 F			
22 Jason Kipnis, L OBP: 0.303, SLG: 0.472										4	3	3	3	1	0	0				
13 Asdrubal Cabrera, S OBP: 0.303, SLG: 0.430										4	1	2	2	1	0	1				
33 Nick Swisher, S OBP: 0.374, SLG: 0.492										5	1	1	2	0	1	5				
12 Mark Reynolds, R OBP: 0.362, SLG: 0.581										4	0	1	2	0	1	0				
37 Cody Allen, R										0	0	0	0	0	0	0				
50 Nick Hagadone, L										0	0	0	0	0	0	0				
24 Michael Bourn, L OBP: 0.343, SLG: 0.469										1	0	0	0	0	0	0				
32 Matt Albers, L										0	0	0	0	0	0	0				
41 Carlos Santana, S OBP: 0.430, SLG: 0.588										5	0	1	0	0	1	1				
9 Ryan Raburn, R OBP: 0.359, SLG: 0.512										4	0	0	0	0	1	1				
4 Mike Aviles, R OBP: 0.296, SLG: 0.438										3	1	1	1	1	0	0				
28 Corey Kluber, R										2	1	0	0	1	1	2				
23 Michael Brantley, L OBP: 0.333, SLG: 0.579										0	1	0	0	1	0	0				
Inning Stats	R: 0 E: 0 K: 1 S: 15	H: 1 LOB: 0 P: 24	R: 0 E: 0 K: 0 S: 16	H: 0 LOB: 2 P: 27	R: 2 E: 0 K: 1 S: 15	H: 2 LOB: 1 P: 26	R: 1 E: 0 K: 2 S: 10	H: 1 LOB: 0 P: 14	R: 2 E: 0 K: 0 S: 13	H: 2 LOB: 2 P: 27	R: 0 E: 0 K: 1 S: 9	H: 1 LOB: 0 P: 12	R: 3 E: 0 K: 0 S: 16	H: 2 LOB: 0 P: 21	R: 0 E: 0 K: 1 S: 7	H: 0 LOB: 0 P: 11	1B: 4 2B: 4 3B: 0 HR: 3	SF: 0 SAC: 0 DP: 1 HBP: 1	WP: 0 PB: 0 SB: 0 CS: 0	PA: 43
PITCHER	IP WLS BF H R ER SO BB IBB HBP BLK WP HR S P ERA WHIP																			
35 Cole Hamels, L ERA: 4.81	5.0 L 24 6 5 5 4 2 0 1 0 0 2 64 106 9.00 1.600																			
45 Chad Durbin, R ERA: 7.3	0.2 4 1 2 2 0 1 0 0 0 0 0 7 14 27.00 3.000																			
47 Jeremy Horst, L ERA: 5.29	0.1 3 1 0 0 0 1 0 0 0 0 0 6 13 0.00 6.000																			
48 Philippe Aumont, R ERA: 2.25	1.0 3 1 0 0 1 0 0 0 0 0 0 9 12 0.00 1.000																			
46 Raul Valdes, L ERA: 7.68	2.0 9 2 3 3 1 1 0 0 0 0 1 23 38 13.50 1.500																			

Batter	1	2	3	4	5	6	7	8	9	AB	R	H	RBI	BB	SO	LOB	BOTTOM			
11 Jimmy Rollins, S OBP: 0.304, SLG: 0.382										4	0	2	3	0	1	0	Cleveland Indians @ Philadelphia Phillies Citizens Bank Park, Philadelphia, PA Wed May 15 2013, 1:09 PM - 4:07 PM EDT Att: 38,440 - Cloudy - 74 F			
26 Chase Utley, L OBP: 0.335, SLG: 0.500										4	0	0	0	0	2					
10 Michael Young, R OBP: 0.383, SLG: 0.378										3	0	0	0	1	0	0				
6 Ryan Howard, L OBP: 0.284, SLG: 0.434										4	0	0	0	0	1	1				
3 Delmon Young, R OBP: 0.313, SLG: 0.390										4	1	2	0	0	2	0				
9 Dominic Brown, L OBP: 0.298, SLG: 0.429										4	0	0	0	0	2	2				
51 Carlos Ruiz, R OBP: 0.294, SLG: 0.277										4	1	2	1	0	0	0				
15 John Mayberry Jr., R OBP: 0.317, SLG: 0.421										4	2	2	0	0	1	1				
35 Cole Hamels, L ERA: 4.81										0	0	0	0	0	0	0				
28 Kevin Frandsen, R ERA: 2.45										1	0	0	0	0	0	2				
45 Chad Durbin, R ERA: 7.3										0	0	0	0	0	0	0				
47 Jeremy Horst, L ERA: 5.29										0	0	0	0	0	0	0				
48 Philippe Aumont, L ERA: 2.25										0	0	0	0	0	0	0				
19 Laynce Nix, L OBP: 0.209, SLG: 0.361										1	0	0	0	0	1	0				
46 Raul Valdes, S OBP: 0.351, SLG: 0.687										0	0	0	0	0	0	0				
13 Freddy Galvis, S OBP: 0.351, SLG: 0.682										1	0	0	0	0	0	1				
Inning Stats	R: 0 E: 0 K: 1 S: 6	H: 0 LOB: 0 P: 9	R: 0 E: 0 K: 2 S: 10	H: 0 LOB: 0 P: 14	R: 1 E: 0 K: 0 S: 8	H: 2 LOB: 1 P: 12	R: 0 E: 0 K: 2 S: 10	H: 0 LOB: 0 P: 13	R: 2 E: 0 K: 0 S: 16	H: 3 LOB: 1 P: 24	R: 0 E: 0 K: 0 S: 13	H: 1 LOB: 1 P: 20	R: 0 E: 0 K: 2 S: 8	H: 0 LOB: 0 P: 13	R: 0 E: 0 K: 0 S: 11	H: 0 LOB: 1 P: 17	1B: 6 2B: 2 3B: 0 HR: 0	SF: 0 SAC: 1 DP: 0 HBP: 0	WP: 1 PB: 0 SB: 0 CS: 0	PA: 36
PITCHER	IP WLS BF H R ER SO BB IBB HBP BLK WP HR S P ERA WHIP																			
28 Corey Kluber, R ERA: 5.4	6.0 W 24 6 3 3 3 5 0 0 0 0 0 63 92 4.50 1.000																			
37 Cody Allen, R ERA: 2.45	1.0 3 0 0 0 2 0 0 0 0 0 0 8 13 0.00 0.000																			
50 Nick Hagadone, L ERA: 7.2	1.0 4 0 0 0 0 1 0 0 0 0 0 0 11 17 0.00 1.000																			
32 Matt Albers, R ERA: 4.38	1.0 5 2 1 1 1 0 0 0 0 0 1 0 13 21 9.00 2.000																			



Batter	1	2	3	4	5	6	7	8	9	AB	R	H	RBI	BB	SO	LOB	TOP							
17 Shin-Soo Choo, L OBP: 0.462, SLG: 0.569	F7						G6-3		P5	4	0	0	0	1	1	1	Cincinnati Reds @ Philadelphia Phillies Citizens Bank Park, Philadelphia, PA Fri May 17 2013, 7:09 PM - 10:00 PM EDT Att: 43,129 - Partly Cloudy - 77 F							
2 Zack Cozart, R OBP: 0.235, SLG: 0.338	G6-3						G4-3		P4	5	0	1	0	0	1	4								
19 Joey Votto, L OBP: 0.457, SLG: 0.494							G6-3			4	1	2	1	0	0	1								
4 Brandon Phillips, R OBP: 0.330, SLG: 0.484									HR	3	1	1	0	1	1	0								
32 Jay Bruce, L OBP: 0.322, SLG: 0.439	FC4									4	1	2	2	0	0	2								
21 Todd Frazier, R OBP: 0.300, SLG: 0.393										4	0	0	0	0	2	1								
39 Devin Mesoraco, R 51 Jonathan Broxton, R										4	0	1	0	0	2	1								
15 Derrick Robinson, S 28 Xavier Paul, L										3	0	1	0	0	1	0								
52 Tony Cingrani, L 66 Logan Ondrusek, R 23 Donald Lutz, L 63 Sam LeCure, R 45 Sean Marshall, L 29 Ryan Hanigan, R										1	0	0	0	0	0	0								
Inning Stats	R: 0 H: 1 E: 0 K: 0 S: 10	H: 1 LOB: 2 BB: 1 P: 19	R: 0 H: 2 E: 0 K: 2 S: 16	H: 2 LOB: 3 BB: 1 P: 26	R: 0 H: 0 E: 0 K: 3 S: 5	H: 0 LOB: 0 BB: 0 P: 9	R: 0 H: 0 E: 0 K: 3 S: 12	H: 0 LOB: 0 BB: 0 P: 15	R: 0 H: 1 E: 0 K: 1 S: 10	H: 1 LOB: 1 BB: 0 P: 15	R: 2 H: 2 E: 0 K: 1 S: 14	H: 2 LOB: 0 BB: 0 P: 20	R: 0 H: 0 E: 0 K: 0 S: 6	H: 0 LOB: 0 BB: 0 P: 7	R: 1 H: 2 E: 0 K: 1 S: 8	H: 2 LOB: 1 BB: 0 P: 14		R: 0 H: 0 E: 0 K: 0 S: 8	H: 0 LOB: 1 BB: 1 P: 17	1B: 5 2B: 1 3B: 0 HR: 2	SF: 0 SAC: 1 DP: 0 HBP: 0	WP: 1 PB: 0 SB: 0 CS: 0	PA: 38	
PITCHER	IP WLS BF H R ER SO BB IBB HBP BLK WP HR S P ERA WHIP	IP WLS BF H R ER SO BB IBB HBP BLK WP HR S P ERA WHIP	IP WLS BF H R ER SO BB IBB HBP BLK WP HR S P ERA WHIP	IP WLS BF H R ER SO BB IBB HBP BLK WP HR S P ERA WHIP	IP WLS BF H R ER SO BB IBB HBP BLK WP HR S P ERA WHIP	IP WLS BF H R ER SO BB IBB HBP BLK WP HR S P ERA WHIP	IP WLS BF H R ER SO BB IBB HBP BLK WP HR S P ERA WHIP	IP WLS BF H R ER SO BB IBB HBP BLK WP HR S P ERA WHIP	IP WLS BF H R ER SO BB IBB HBP BLK WP HR S P ERA WHIP	IP WLS BF H R ER SO BB IBB HBP BLK WP HR S P ERA WHIP	IP WLS BF H R ER SO BB IBB HBP BLK WP HR S P ERA WHIP	IP WLS BF H R ER SO BB IBB HBP BLK WP HR S P ERA WHIP	IP WLS BF H R ER SO BB IBB HBP BLK WP HR S P ERA WHIP	IP WLS BF H R ER SO BB IBB HBP BLK WP HR S P ERA WHIP	IP WLS BF H R ER SO BB IBB HBP BLK WP HR S P ERA WHIP	IP WLS BF H R ER SO BB IBB HBP BLK WP HR S P ERA WHIP	IP WLS BF H R ER SO BB IBB HBP BLK WP HR S P ERA WHIP	IP WLS BF H R ER SO BB IBB HBP BLK WP HR S P ERA WHIP	IP WLS BF H R ER SO BB IBB HBP BLK WP HR S P ERA WHIP	IP WLS BF H R ER SO BB IBB HBP BLK WP HR S P ERA WHIP	IP WLS BF H R ER SO BB IBB HBP BLK WP HR S P ERA WHIP	IP WLS BF H R ER SO BB IBB HBP BLK WP HR S P ERA WHIP	IP WLS BF H R ER SO BB IBB HBP BLK WP HR S P ERA WHIP	IP WLS BF H R ER SO BB IBB HBP BLK WP HR S P ERA WHIP

AB 34
R 3
H 8
RBI 3
BB 3
SO 8
LOB 11



Batter	1	2	3	4	5	6	7	8	9	AB	R	H	RBI	BB	SO	LOB	BOTTOM								
11 Jimmy Rollins, S OBP: 0.305, SLG: 0.400	F8									3	1	1	2	0	0	0	Cincinnati Reds @ Philadelphia Phillies Citizens Bank Park, Philadelphia, PA Fri May 17 2013, 7:09 PM - 10:00 PM EDT Att: 43,129 - Partly Cloudy - 77 F								
26 Chase Utley, L OBP: 0.327, SLG: 0.487	L7									4	0	0	0	0	2	1									
10 Michael Young, R OBP: 0.399, SLG: 0.397										1	1	1	1	3	0	0									
6 Ryan Howard, L OBP: 0.283, SLG: 0.429	F8									4	1	1	0	0	1	3									
3 Delmon Young, R 2 Ben Revere, L	F8									3	0	0	0	0	1	0									
9 Domonic Brown, L OBP: 0.290, SLG: 0.417										4	0	0	1	0	1	2									
51 Carlos Ruiz, R OBP: 0.291, SLG: 0.280										3	0	1	1	0	0	0									
15 John Mayberry Jr., R OBP: 0.315, SLG: 0.414										4	0	1	0	0	1	3									
33 Cliff Lee, L 19 Laysne Nix, L 59 Antonio Bastardo, R 30 Justin De Fratus, S 58 Jonathan Papelbon, R										2	2	1	0	0	0	1									
Inning Stats	R: 0 H: 0 E: 0 K: 0 S: 13	H: 0 LOB: 1 BB: 1 P: 21	R: 0 H: 0 E: 0 K: 1 S: 8	H: 0 LOB: 0 BB: 0 P: 11	R: 2 H: 2 E: 0 K: 0 S: 15	H: 2 LOB: 1 BB: 1 P: 29	R: 0 H: 1 E: 0 K: 1 S: 12	H: 1 LOB: 1 BB: 0 P: 18	R: 1 H: 2 E: 0 K: 2 S: 14	H: 2 LOB: 1 BB: 0 P: 21	R: 0 H: 0 E: 0 K: 0 S: 6	H: 0 LOB: 0 BB: 0 P: 9	R: 0 H: 0 E: 0 K: 2 S: 8	H: 0 LOB: 0 BB: 0 P: 10	R: 2 H: 1 E: 1 K: 1 S: 16	H: 1 LOB: 2 BB: 1 P: 25		R: 0 H: 0 E: 0 K: 1 S: 8	H: 0 LOB: 0 BB: 0 P: 10	1B: 3 2B: 1 3B: 1 HR: 1	SF: 1 SAC: 1 DP: 0 HBP: 1	WP: 0 PB: 0 SB: 0 CS: 0	PA: 35		
PITCHER	IP WLS BF H R ER SO BB IBB HBP BLK WP HR S P ERA WHIP	IP WLS BF H R ER SO BB IBB HBP BLK WP HR S P ERA WHIP	IP WLS BF H R ER SO BB IBB HBP BLK WP HR S P ERA WHIP	IP WLS BF H R ER SO BB IBB HBP BLK WP HR S P ERA WHIP	IP WLS BF H R ER SO BB IBB HBP BLK WP HR S P ERA WHIP	IP WLS BF H R ER SO BB IBB HBP BLK WP HR S P ERA WHIP	IP WLS BF H R ER SO BB IBB HBP BLK WP HR S P ERA WHIP	IP WLS BF H R ER SO BB IBB HBP BLK WP HR S P ERA WHIP	IP WLS BF H R ER SO BB IBB HBP BLK WP HR S P ERA WHIP	IP WLS BF H R ER SO BB IBB HBP BLK WP HR S P ERA WHIP	IP WLS BF H R ER SO BB IBB HBP BLK WP HR S P ERA WHIP	IP WLS BF H R ER SO BB IBB HBP BLK WP HR S P ERA WHIP	IP WLS BF H R ER SO BB IBB HBP BLK WP HR S P ERA WHIP	IP WLS BF H R ER SO BB IBB HBP BLK WP HR S P ERA WHIP	IP WLS BF H R ER SO BB IBB HBP BLK WP HR S P ERA WHIP	IP WLS BF H R ER SO BB IBB HBP BLK WP HR S P ERA WHIP	IP WLS BF H R ER SO BB IBB HBP BLK WP HR S P ERA WHIP	IP WLS BF H R ER SO BB IBB HBP BLK WP HR S P ERA WHIP	IP WLS BF H R ER SO BB IBB HBP BLK WP HR S P ERA WHIP	IP WLS BF H R ER SO BB IBB HBP BLK WP HR S P ERA WHIP	IP WLS BF H R ER SO BB IBB HBP BLK WP HR S P ERA WHIP	IP WLS BF H R ER SO BB IBB HBP BLK WP HR S P ERA WHIP	IP WLS BF H R ER SO BB IBB HBP BLK WP HR S P ERA WHIP	IP WLS BF H R ER SO BB IBB HBP BLK WP HR S P ERA WHIP	IP WLS BF H R ER SO BB IBB HBP BLK WP HR S P ERA WHIP

AB 29
R 5
H 6
RBI 5
BB 3
SO 7
LOB 10



Batter	1	2	3	4	5	6	7	8	9	AB	R	H	RBI	BB	SO	LOB	TOP									
17 Shin-Soo Choo, L (1.8) OBP: 0.463, SLG: 0.563										5	1	2	0	1	0	2	<p>Cincinnati Reds @ Philadelphia Phillies</p> <p>Citizens Bank Park, Philadelphia, PA</p> <p>Sat May 18 2013, 4:08 PM - 7:16 PM EDT</p> <p>Att: 41,817 - Cloudy - 69 F</p>									
2 Zack Cozart, R (1.6) OBP: 0.233, SLG: 0.338										6	1	1	1	0	0	4										
19 Joey Votto, L (1.3) OBP: 0.473, SLG: 0.531										4	2	4	2	2	0	0										
50 Neftali Soto, R (9.3)										0	0	0	0	0	0	0										
4 Brandon Phillips, R (1.4) OBP: 0.324, SLG: 0.473										6	1	1	0	0	1	6										
32 Jay Bruce, L (1.9) OBP: 0.324, SLG: 0.446										4	0	2	1	0	2	3										
21 Todd Frazier, R (1.5) OBP: 0.309, SLG: 0.396										4	2	2	1	1	1	3										
31 Alfredo Simon, R (8.1)										0	0	0	0	0	0	0										
23 Donald Lutz, L (1.7) OBP: 0.290, SLG: 0.419										5	1	2	1	0	1	5										
29 Ryan Hanigan, R (1.2) OBP: 0.277, SLG: 0.218										3	2	1	3	1	0	1										
61 Bronson Arroyo, R (1.1) OBP: 0.133, SLG: 0.133										3	0	1	0	0	0	2										
9 Jack Hannahan, L (8.5) OBP: 0.325, SLG: 0.286										1	0	0	0	0	0	0										
Inning Stats	R: 0 E: 0 K: 1 S: 13	H: 1 LOB: 2 BB: 1 P: 24	R: 3 E: 0 K: 0 S: 13	H: 3 LOB: 0 BB: 0 P: 19	R: 0 E: 0 K: 0 S: 10	H: 1 LOB: 2 BB: 1 P: 17	R: 0 E: 0 K: 0 S: 8	H: 1 LOB: 1 BB: 0 P: 10	R: 0 E: 0 K: 2 S: 14	H: 1 LOB: 2 BB: 1 P: 23	R: 1 E: 0 K: 0 S: 9	H: 1 LOB: 2 BB: 1 P: 19	R: 0 E: 0 K: 2 S: 11	H: 1 LOB: 2 BB: 1 P: 19	R: 4 E: 0 K: 0 S: 19	H: 5 LOB: 1 BB: 0 P: 27	R: 2 E: 0 K: 1 S: 10	H: 2 LOB: 0 BB: 0 P: 15	1B: 10 2B: 4 3B: 0 HR: 2	SF: 1 SAC: 1 DP: 0 HBP: 1	WP: 1 PB: 0 SB: 1 CS: 0	PA: 49				
PITCHER	IP WLS BF H R ER SO BB IBB HBP BLK WP HR S P ERA WHIP	IP WLS BF H R ER SO BB IBB HBP BLK WP HR S P ERA WHIP	IP WLS BF H R ER SO BB IBB HBP BLK WP HR S P ERA WHIP	IP WLS BF H R ER SO BB IBB HBP BLK WP HR S P ERA WHIP	IP WLS BF H R ER SO BB IBB HBP BLK WP HR S P ERA WHIP	IP WLS BF H R ER SO BB IBB HBP BLK WP HR S P ERA WHIP	IP WLS BF H R ER SO BB IBB HBP BLK WP HR S P ERA WHIP	IP WLS BF H R ER SO BB IBB HBP BLK WP HR S P ERA WHIP	IP WLS BF H R ER SO BB IBB HBP BLK WP HR S P ERA WHIP	IP WLS BF H R ER SO BB IBB HBP BLK WP HR S P ERA WHIP	IP WLS BF H R ER SO BB IBB HBP BLK WP HR S P ERA WHIP	IP WLS BF H R ER SO BB IBB HBP BLK WP HR S P ERA WHIP	IP WLS BF H R ER SO BB IBB HBP BLK WP HR S P ERA WHIP	IP WLS BF H R ER SO BB IBB HBP BLK WP HR S P ERA WHIP	IP WLS BF H R ER SO BB IBB HBP BLK WP HR S P ERA WHIP	IP WLS BF H R ER SO BB IBB HBP BLK WP HR S P ERA WHIP	IP WLS BF H R ER SO BB IBB HBP BLK WP HR S P ERA WHIP	IP WLS BF H R ER SO BB IBB HBP BLK WP HR S P ERA WHIP	IP WLS BF H R ER SO BB IBB HBP BLK WP HR S P ERA WHIP	IP WLS BF H R ER SO BB IBB HBP BLK WP HR S P ERA WHIP	IP WLS BF H R ER SO BB IBB HBP BLK WP HR S P ERA WHIP	IP WLS BF H R ER SO BB IBB HBP BLK WP HR S P ERA WHIP	IP WLS BF H R ER SO BB IBB HBP BLK WP HR S P ERA WHIP	IP WLS BF H R ER SO BB IBB HBP BLK WP HR S P ERA WHIP	IP WLS BF H R ER SO BB IBB HBP BLK WP HR S P ERA WHIP	IP WLS BF H R ER SO BB IBB HBP BLK WP HR S P ERA WHIP

AB	41
R	10
H	16
RBI	9
BB	5
SO	5
LOB	26



Batter	1	2	3	4	5	6	7	8	9	AB	R	H	RBI	BB	SO	LOB	BOTTOM									
11 Jimmy Rollins, S (1.6) OBP: 0.309, SLG: 0.399										3	0	1	0	1	0	0	<p>Cincinnati Reds @ Philadelphia Phillies</p> <p>Citizens Bank Park, Philadelphia, PA</p> <p>Sat May 18 2013, 4:08 PM - 7:16 PM EDT</p> <p>Att: 41,817 - Cloudy - 69 F</p>									
45 Chad Durbin, R (9.1)										3	0	0	0	1	1	1										
26 Chase Utley, L (1.4) OBP: 0.235, SLG: 0.477										4	0	1	0	0	0	2										
10 Michael Young, R (1.5) OBP: 0.395, SLG: 0.393										4	0	1	0	0	0	2										
6 Ryan Howard, L (1.3) OBP: 0.282, SLG: 0.430										4	0	1	0	0	0	1										
2 Ben Revere, C (9. PR) OBP: 0.286, SLG: 0.263										0	0	0	0	0	0	0										
3 Delmon Young, R (1.9) OBP: 0.286, SLG: 0.333										4	0	0	0	0	1	1										
9 Domonic Brown, L (1.7) OBP: 0.296, SLG: 0.426										4	0	2	0	0	0	1										
15 John Mayberry Jr., R (1.8) OBP: 0.304, SLG: 0.388										4	0	0	0	0	4	3										
31 Erik Kratz, R (1.2) OBP: 0.244, SLG: 0.300										3	0	1	0	0	0	0										
38 Kyle Kendrick, R (1.1) OBP: 0.115, SLG: 0.111										2	0	0	0	0	1	1										
53 B.J. Rosenberg, R (7.1) ERA: 2.82										0	0	0	0	0	0	0										
47 Jeremy Horst, L (8.1) ERA: 5.19										0	0	0	0	0	0	0										
48 Philippe Aumont, L (8.1) ERA: 2.92										0	0	0	0	0	0	0										
13 Freddy Galvis, S (8. PR) OBP: 0.248, SLG: 0.445										1	0	0	0	0	0	0										
Inning Stats	R: 0 E: 0 K: 0 S: 8	H: 1 LOB: 1 BB: 0 P: 13	R: 0 E: 0 K: 1 S: 6	H: 1 LOB: 0 BB: 0 P: 8	R: 0 E: 0 K: 1 S: 11	H: 1 LOB: 1 BB: 0 P: 13	R: 0 E: 0 K: 1 S: 11	H: 0 LOB: 0 BB: 0 P: 14	R: 0 E: 0 K: 2 S: 10	H: 1 LOB: 1 BB: 0 P: 13	R: 0 E: 0 K: 0 S: 5	H: 0 LOB: 0 BB: 0 P: 6	R: 0 E: 0 K: 1 S: 10	H: 1 LOB: 1 BB: 0 P: 17	R: 0 E: 0 K: 0 S: 9	H: 0 LOB: 2 BB: 2 P: 19	R: 0 E: 0 K: 1 S: 11	H: 1 LOB: 2 BB: 0 P: 17	1B: 4 2B: 2 3B: 0 HR: 0	SF: 0 SAC: 0 DP: 0 HBP: 0	WP: 0 PB: 0 SB: 0 CS: 0	PA: 34				
PITCHER	IP WLS BF H R ER SO BB IBB HBP BLK WP HR S P ERA WHIP	IP WLS BF H R ER SO BB IBB HBP BLK WP HR S P ERA WHIP	IP WLS BF H R ER SO BB IBB HBP BLK WP HR S P ERA WHIP	IP WLS BF H R ER SO BB IBB HBP BLK WP HR S P ERA WHIP	IP WLS BF H R ER SO BB IBB HBP BLK WP HR S P ERA WHIP	IP WLS BF H R ER SO BB IBB HBP BLK WP HR S P ERA WHIP	IP WLS BF H R ER SO BB IBB HBP BLK WP HR S P ERA WHIP	IP WLS BF H R ER SO BB IBB HBP BLK WP HR S P ERA WHIP	IP WLS BF H R ER SO BB IBB HBP BLK WP HR S P ERA WHIP	IP WLS BF H R ER SO BB IBB HBP BLK WP HR S P ERA WHIP	IP WLS BF H R ER SO BB IBB HBP BLK WP HR S P ERA WHIP	IP WLS BF H R ER SO BB IBB HBP BLK WP HR S P ERA WHIP	IP WLS BF H R ER SO BB IBB HBP BLK WP HR S P ERA WHIP	IP WLS BF H R ER SO BB IBB HBP BLK WP HR S P ERA WHIP	IP WLS BF H R ER SO BB IBB HBP BLK WP HR S P ERA WHIP	IP WLS BF H R ER SO BB IBB HBP BLK WP HR S P ERA WHIP	IP WLS BF H R ER SO BB IBB HBP BLK WP HR S P ERA WHIP	IP WLS BF H R ER SO BB IBB HBP BLK WP HR S P ERA WHIP	IP WLS BF H R ER SO BB IBB HBP BLK WP HR S P ERA WHIP	IP WLS BF H R ER SO BB IBB HBP BLK WP HR S P ERA WHIP	IP WLS BF H R ER SO BB IBB HBP BLK WP HR S P ERA WHIP	IP WLS BF H R ER SO BB IBB HBP BLK WP HR S P ERA WHIP	IP WLS BF H R ER SO BB IBB HBP BLK WP HR S P ERA WHIP	IP WLS BF H R ER SO BB IBB HBP BLK WP HR S P ERA WHIP	IP WLS BF H R ER SO BB IBB HBP BLK WP HR S P ERA WHIP	IP WLS BF H R ER SO BB IBB HBP BLK WP HR S P ERA WHIP

AB	32
R	0
H	6
RBI	0
BB	2
SO	7
LOB	10



Batter	1	2	3	4	5	6	7	8	9	AB	R	H	RBI	BB	SO	LOB	TOP			
17 Shin-Soo Choo, L OBP: 0.456, SLG: 0.549	G6-3		K		K				K	4	0	0	0	1	3	1	Cincinnati Reds @ Philadelphia Phillies Citizens Bank Park, Philadelphia, PA Sun May 19 2013, 1:37 PM - 4:28 PM EDT Att: 41,009 - Overcast - 66 F			
3 Cesar Izurius, S OBP: 0.283, SLG: 0.200	L7		1B		F8		L8			4	0	1	0	0	0	1				
19 Joey Votto, L OBP: 0.473, SLG: 0.530	1B		G3-6-3					G5-3		4	1	2	0	0	0	2				
4 Brandon Phillips, R OBP: 0.323, SLG: 0.468	P4				F9		F8			4	0	1	0	0	0	2				
32 Jay Bruce, L OBP: 0.323, SLG: 0.458		HR			K		F7			4	1	1	1	0	1	2				
21 Todd Frazier, R OBP: 0.314, SLG: 0.405	F9		1B		1B		2B			4	0	2	1	0	0	1				
26 Xavier Paul, L OBP: 0.407, SLG: 0.414										1	0	1	0	2	0	0				
15 Derrick Robinson, S OBP: 0.455, SLG: 0.333										1	0	1	0	0	0	0				
29 Ryan Hanigan, R OBP: 0.265, SLG: 0.207	P4				F9		G5-3			3	0	0	0	0	0	5				
34 Homer Bailey, R OBP: 0.200, SLG: 0.267	G1-3				G6-3		K			3	0	0	0	0	1	1				
51 Jonathan Broxton, R										0	0	0	0	0	0	0				
45 Sean Marshall, L										0	0	0	0	0	0	0				
50 Neftali Soto, R										1	0	0	0	0	0	1				
54 Aroldis Chapman, L										0	0	0	0	0	0	0				
Inning Stats	R: 0 H: 1 E: 0 K: 0 S: 9	H: 1 LOB: 1 BB: 0 P: 14	R: 1 H: 1 E: 0 K: 0 S: 8	H: 1 LOB: 1 BB: 1 P: 14	R: 0 H: 1 E: 0 K: 1 S: 7	H: 1 LOB: 0 BB: 0 P: 12	R: 0 H: 2 E: 0 K: 1 S: 13	H: 2 LOB: 2 BB: 0 P: 19	R: 0 H: 0 E: 0 K: 1 S: 6	H: 0 LOB: 0 BB: 0 P: 10	R: 1 H: 2 E: 1 K: 0 S: 12	H: 2 LOB: 2 BB: 1 P: 21	R: 0 H: 0 E: 0 K: 1 S: 8	H: 1 LOB: 1 BB: 1 P: 14	R: 0 H: 1 E: 0 K: 1 S: 8	H: 1 LOB: 1 BB: 0 P: 10	1B: 7 2B: 1 3B: 0 HR: 1	SF: 0 SAC: 1 DP: 2 HBP: 0	WP: 0 PB: 0 SB: 0 CS: 0	PA: 37
PITCHER	IP WLS BF H R ER SO BB IBB HBP BLK WP HR S P ERA WHIP	IP WLS BF H R ER SO BB IBB HBP BLK WP HR S P ERA WHIP	IP WLS BF H R ER SO BB IBB HBP BLK WP HR S P ERA WHIP	IP WLS BF H R ER SO BB IBB HBP BLK WP HR S P ERA WHIP	IP WLS BF H R ER SO BB IBB HBP BLK WP HR S P ERA WHIP	IP WLS BF H R ER SO BB IBB HBP BLK WP HR S P ERA WHIP	IP WLS BF H R ER SO BB IBB HBP BLK WP HR S P ERA WHIP	IP WLS BF H R ER SO BB IBB HBP BLK WP HR S P ERA WHIP	IP WLS BF H R ER SO BB IBB HBP BLK WP HR S P ERA WHIP	IP WLS BF H R ER SO BB IBB HBP BLK WP HR S P ERA WHIP	IP WLS BF H R ER SO BB IBB HBP BLK WP HR S P ERA WHIP	IP WLS BF H R ER SO BB IBB HBP BLK WP HR S P ERA WHIP	IP WLS BF H R ER SO BB IBB HBP BLK WP HR S P ERA WHIP	IP WLS BF H R ER SO BB IBB HBP BLK WP HR S P ERA WHIP	IP WLS BF H R ER SO BB IBB HBP BLK WP HR S P ERA WHIP	IP WLS BF H R ER SO BB IBB HBP BLK WP HR S P ERA WHIP	IP WLS BF H R ER SO BB IBB HBP BLK WP HR S P ERA WHIP	IP WLS BF H R ER SO BB IBB HBP BLK WP HR S P ERA WHIP		

AB	33
R	2
H	9
RBI	2
BB	3
SO	5
LOB	16



Batter	1	2	3	4	5	6	7	8	9	AB	R	H	RBI	BB	SO	LOB	BOTTOM					
11 Jimmy Rollins, S OBP: 0.302, SLG: 0.389	L8		L4		G3-1				G5-3	4	0	0	0	0	0	0	Cincinnati Reds @ Philadelphia Phillies Citizens Bank Park, Philadelphia, PA Sun May 19 2013, 1:37 PM - 4:28 PM EDT Att: 41,009 - Overcast - 66 F					
2 Ben Revere, L OBP: 0.300, SLG: 0.287	2B		L8							4	1	3	0	0	0	0						
10 Michael Young, R OBP: 0.392, SLG: 0.385	F9		G4-3							3	0	0	0	1	0	2						
26 Chase Utley, L OBP: 0.335, SLG: 0.481	L8									3	0	2	1	1	0	1						
9 Domonic Brown, L OBP: 0.288, SLG: 0.414	L7									4	0	0	0	0	0	4						
19 Laynce Nix, L OBP: 0.296, SLG: 0.354										3	0	1	0	0	1	1						
3 Delmon Young, R OBP: 0.298, SLG: 0.333										0	0	0	0	1	0	0						
33 Cliff Lee, L OBP: 0.313, SLG: 0.333										0	0	0	0	0	0	0						
51 Carlos Ruiz, R OBP: 0.286, SLG: 0.275										1	0	0	0	0	0	1						
31 Erik Kratz, R OBP: 0.247, SLG: 0.337										3	1	1	1	0	0	1						
13 Freddy Galvis, S OBP: 0.355, SLG: 0.509										4	1	2	1	0	1	0						
44 Jonathan Pettibone, L OBP: 0.231, SLG: 0.091										2	0	0	0	0	1	2						
30 Justin De Fratus, S										0	0	0	0	0	0	0						
28 Kevin Frandsen, R OBP: 0.284, SLG: 0.500										1	0	0	0	0	0	0						
59 Antonio Bastardo, R										0	0	0	0	0	0	0						
Inning Stats	R: 0 H: 1 E: 0 K: 0 S: 8	H: 2 LOB: 2 BB: 0 P: 11	R: 0 H: 2 E: 0 K: 1 S: 11	H: 2 LOB: 0 BB: 0 P: 18	R: 0 H: 0 E: 0 K: 1 S: 6	H: 0 LOB: 0 BB: 0 P: 10	R: 0 H: 0 E: 0 K: 1 S: 9	H: 0 LOB: 1 BB: 1 P: 19	R: 0 H: 0 E: 0 K: 0 S: 8	H: 0 LOB: 0 BB: 0 P: 12	R: 0 H: 2 E: 0 K: 0 S: 14	H: 2 LOB: 1 BB: 0 P: 16	R: 0 H: 0 E: 0 K: 1 S: 6	H: 0 LOB: 0 BB: 0 P: 10	R: 1 H: 2 E: 0 K: 0 S: 14	H: 2 LOB: 2 BB: 1 P: 21	R: 2 H: 2 E: 0 K: 0 S: 6	H: 2 LOB: 1 BB: 1 P: 14	1B: 6 2B: 1 3B: 0 HR: 2	SF: 0 SAC: 0 DP: 1 HBP: 0	WP: 0 PB: 0 SB: 3 CS: 1	PA: 35
PITCHER	IP WLS BF H R ER SO BB IBB HBP BLK WP HR S P ERA WHIP	IP WLS BF H R ER SO BB IBB HBP BLK WP HR S P ERA WHIP	IP WLS BF H R ER SO BB IBB HBP BLK WP HR S P ERA WHIP	IP WLS BF H R ER SO BB IBB HBP BLK WP HR S P ERA WHIP	IP WLS BF H R ER SO BB IBB HBP BLK WP HR S P ERA WHIP	IP WLS BF H R ER SO BB IBB HBP BLK WP HR S P ERA WHIP	IP WLS BF H R ER SO BB IBB HBP BLK WP HR S P ERA WHIP	IP WLS BF H R ER SO BB IBB HBP BLK WP HR S P ERA WHIP	IP WLS BF H R ER SO BB IBB HBP BLK WP HR S P ERA WHIP	IP WLS BF H R ER SO BB IBB HBP BLK WP HR S P ERA WHIP	IP WLS BF H R ER SO BB IBB HBP BLK WP HR S P ERA WHIP	IP WLS BF H R ER SO BB IBB HBP BLK WP HR S P ERA WHIP	IP WLS BF H R ER SO BB IBB HBP BLK WP HR S P ERA WHIP	IP WLS BF H R ER SO BB IBB HBP BLK WP HR S P ERA WHIP	IP WLS BF H R ER SO BB IBB HBP BLK WP HR S P ERA WHIP	IP WLS BF H R ER SO BB IBB HBP BLK WP HR S P ERA WHIP	IP WLS BF H R ER SO BB IBB HBP BLK WP HR S P ERA WHIP	IP WLS BF H R ER SO BB IBB HBP BLK WP HR S P ERA WHIP				

AB	32
R	3
H	9
RBI	3
BB	3
SO	3
LOB	12



Batter	1	2	3	4	5	6	7	8	9	AB	R	H	RBI	BB	SO	LOB	TOP					
11 Jimmy Rollins, S OBP: 0.306, SLG: 0.398										4	0	2	0	0	0	2	Philadelphia Phillies @ Miami Marlins Marlins Park, Miami, FL Mon May 20 2013, 7:11 PM - 9:53 PM EDT Att: 13,231 - Roof Closed - 74 F					
2 Ben Revere, L OBP: 0.291, SLG: 0.278										4	0	0	0	0	1	2						
10 Michael Young, R OBP: 0.394, SLG: 0.395										4	0	2	0	0	1	0						
26 Chase Utley, L OBP: 0.339, SLG: 0.475										2	0	0	0	1	0	1						
9 Dornic Brown, L OBP: 0.293, SLG: 0.436										4	1	2	1	0	0	2						
3 Delmon Young, R OBP: 0.279, SLG: 0.308										4	0	0	0	0	2	1						
13 Freddy Galvis, S OBP: 0.348, SLG: 0.483										3	0	0	0	1	2	0						
31 Erik Kratz, R OBP: 0.250, SLG: 0.337										3	0	1	0	0	0	0						
35 Cole Hamels, L OBP: 0.059, SLG: 0.059										2	0	0	0	0	0	0						
19 Laynce Nix, L OBP: 0.252, SLG: 0.348										1	0	0	0	0	0	2						
30 Justin De Fratus, S ERA: 1.44										0	0	0	0	0	0	0						
47 Jeremy Horst, L ERA: 5.08										0	0	0	0	0	0	0						
48 Philippe Aumont, L ERA: 4.15										0	0	0	0	0	0	0						
Inning Stats	R: 0 E: 0 K: 1 S: 7	H: 1 LOB: 0 BB: 0 P: 11	R: 1 E: 0 K: 0 S: 6	H: 1 LOB: 0 BB: 0 P: 7	R: 0 E: 0 K: 0 S: 9	H: 1 LOB: 1 BB: 0 P: 14	R: 0 E: 0 K: 1 S: 9	H: 2 LOB: 1 BB: 0 P: 10	R: 0 E: 0 K: 1 S: 8	H: 0 LOB: 0 BB: 0 P: 13	R: 0 E: 0 K: 0 S: 8	H: 1 LOB: 2 BB: 0 P: 12	R: 0 E: 0 K: 1 S: 16	H: 0 LOB: 0 BB: 1 P: 26	R: 0 E: 0 K: 2 S: 7	H: 0 LOB: 0 BB: 0 P: 13	R: 0 E: 0 K: 2 S: 9	H: 0 LOB: 0 BB: 0 P: 12	1B: 4 2B: 2 3B: 0 HR: 1	SF: 0 SAC: 0 DP: 2 HBP: 1	WP: 0 PB: 0 SB: 1 CS: 1	PA: 35
PITCHER	IP WLS BF H R ER SO BB IBB HBP BLK WP HR S P ERA WHIP																					
28 Alex Sanabia, R ERA: 4.56	6.1 W 26 7 1 1 3 1 0 1 0 0 0 1 60 89 1.42 1.263																					
58 Ryan Webb, R ERA: 1.44	0.2 H 2 0 0 0 0 0 0 0 0 0 0 3 4 0.00 0.000																					
44 AJ Ramos, R ERA: 3.22	1.0 H 3 0 0 0 1 1 0 0 0 0 0 7 13 0.00 1.000																					
50 Chad Qualls, R ERA: 3.83	1.0 3 0 0 0 2 0 0 0 0 0 0 9 12 0.00 0.000																					

AB 31
R 1
H 7
RBI 1
BB 2
SO 6
LOB 10



Batter	1	2	3	4	5	6	7	8	9	AB	R	H	RBI	BB	SO	LOB	BOTTOM	
3 Adeiny Hechavarria, R OBP: 0.254, SLG: 0.389										4	1	1	0	0	1	1	Philadelphia Phillies @ Miami Marlins Marlins Park, Miami, FL Mon May 20 2013, 7:11 PM - 9:53 PM EDT Att: 13,231 - Roof Closed - 74 F	
30 Placido Polanco, R OBP: 0.302, SLG: 0.271										4	2	2	0	0	0	1		
51 Derek Dietrich, L OBP: 0.333, SLG: 0.417										4	0	1	0	0	1	2		
48 Marcell Ozuna, R OBP: 0.347, SLG: 0.465										4	1	2	1	0	2	1		
20 Justin Ruggiano, R OBP: 0.296, SLG: 0.407										4	1	2	2	0	1	2		
8 Chris Coghlan, L OBP: 0.282, SLG: 0.329										4	0	2	0	0	2	3		
22 Nick Green, R OBP: 0.269, SLG: 0.326										4	0	1	2	0	1	2		
6 Jeff Mathis, R OBP: 0.091, SLG: 0.182										4	0	0	0	0	2	2		
28 Alex Sanabia, R OBP: 0.118, SLG: 0.063										2	0	0	0	0	2	1		
58 Ryan Webb, R ERA: 2.7										0	0	0	0	0	0	0		
29 Greg Dobbs, L OBP: 0.282, SLG: 0.267										1	0	0	0	0	1	1		
44 AJ Ramos, R ERA: 5.08										0	0	0	0	0	0	0		
50 Chad Qualls, R ERA: 4.15										0	0	0	0	0	0	0		
Inning Stats	R: 1 E: 0 K: 0 S: 14	H: 3 LOB: 1 BB: 0 P: 20	R: 0 E: 0 K: 1 S: 9	H: 1 LOB: 0 BB: 0 P: 10	R: 0 E: 0 K: 3 S: 13	H: 1 LOB: 1 BB: 0 P: 17	R: 0 E: 0 K: 2 S: 10	H: 0 LOB: 0 BB: 0 P: 12	R: 1 E: 0 K: 3 S: 14	H: 2 LOB: 1 BB: 0 P: 20	R: 0 E: 0 K: 1 S: 10	H: 0 LOB: 1 BB: 0 P: 13	R: 3 E: 0 K: 2 S: 20	H: 4 LOB: 1 BB: 0 P: 27	1B: 9 2B: 1 3B: 1 HR: 0	SF: 0 SAC: 0 DP: 1 HBP: 0	WP: 0 PB: 0 SB: 1 CS: 0	PA: 35
PITCHER	IP WLS BF H R ER SO BB IBB HBP BLK WP HR S P ERA WHIP																	
35 Cole Hamels, L ERA: 4.45	6.0 L 24 7 2 2 10 0 0 0 0 0 0 11 15 9.00 1.167																	
30 Justin De Fratus, R ERA: 2.7	1.0 5 1 1 1 1 0 0 0 0 0 0 6 7 0.00 1.000																	
47 Jeremy Horst, L ERA: 5.08	0.1 1 0 0 0 0 0 0 0 0 0 0 6 7 0.00 0.000																	
48 Philippe Aumont, R ERA: 4.15	0.2 5 3 2 2 2 0 0 0 0 0 0 13 18 27.00 4.500																	

AB 35
R 5
H 11
RBI 5
BB 0
SO 13
LOB 16



Batter	1	2	3	4	5	6	7	8	9	AB R H RBI BB SO LOB	TOP											
11 Jimmy Rollins, S OBP: 0.310, SLG: 0.396										5 0 2 0 0 1 2	Philadelphia Phillies @ Miami Marlins Marlins Park, Miami, FL Wed May 22 2013, 7:11 PM - 9:53 PM EDT Att. 15,520 - Roof Closed - 76 F											
2 Ben Revere, L OBP: 0.299, SLG: 0.294										5 0 1 0 0 2 5												
10 Michael Young, R OBP: 0.378, SLG: 0.376										5 0 0 0 0 1 3												
6 Ryan Howard, L OBP: 0.297, SLG: 0.444										4 0 2 0 0 1 0												
3 Delmon Young, R OBP: 0.304, SLG: 0.450										4 2 2 1 0 1 3												
15 John Mayberry Jr., R OBP: 0.310, SLG: 0.404										0 0 0 0 0 0 0												
9 Dornic Brown, L OBP: 0.290, SLG: 0.442										4 1 1 1 0 1 1												
13 Freddy Galvis, S OBP: 0.333, SLG: 0.449										4 0 1 1 0 1 1												
31 Erik Kratz, R OBP: 0.277, SLG: 0.337										3 0 1 0 1 0 0												
33 Cliff Lee, L OBP: 0.350, SLG: 0.368										4 0 2 0 0 1 3												
Inning Stats	R: 0 E: 0 K: 2 S: 8	H: 1 LOB: 0 BB: 0 P: 10	R: 0 E: 0 K: 1 S: 12	H: 1 LOB: 1 BB: 0 P: 17	R: 0 E: 0 K: 2 S: 11	H: 1 LOB: 1 BB: 0 P: 18	R: 1 E: 0 K: 1 S: 11	H: 1 LOB: 0 BB: 0 P: 13	R: 0 E: 1 K: 0 S: 8	H: 2 LOB: 2 BB: 0 P: 11	R: 2 E: 0 K: 1 S: 15	H: 3 LOB: 2 BB: 1 P: 29	R: 0 E: 0 K: 2 S: 11	H: 2 LOB: 2 BB: 0 P: 18	R: 0 E: 0 K: 0 S: 7	H: 0 LOB: 0 BB: 0 P: 8	R: 0 E: 0 K: 0 S: 8	H: 1 LOB: 1 BB: 0 P: 11	1B: 9 2B: 1 3B: 1 HR: 1	SF: 0 SAC: 0 DP: 0 HBP: 0	WP: 0 PB: 0 SB: 1 CS: 1	PA: 39
PITCHER	IP WLS BF H R ER SO BB IBB HBP BLK WP HR S P ERA WHIP											IP WLS BF H R ER SO BB IBB HBP BLK WP HR S P ERA WHIP										
45 Kevin Slowey, R ERA: 3.3	5.0 L 20 6 1 1 6 0 0 0 0 0 0 1 50 69 1.80 1.200																					
23 Wade LeBlanc, L ERA: 5.73	1.2 11 5 2 2 2 0 1 0 0 0 0 0 23 43 10.80 3.000																					
50 Chad Qualls, R ERA: 3.38	1.1 4 0 0 0 1 0 0 0 0 0 0 0 10 12 0.00 0.000																					
31 Steve Cishek, R ERA: 4.66	1.0 4 1 0 0 0 0 0 0 0 0 0 0 8 11 0.00 1.000																					

Batter	1	2	3	4	5	6	7	8	9	AB R H RBI BB SO LOB	BOTTOM											
3 Adeiny Hechavarria, R OBP: 0.238, SLG: 0.345										4 0 0 0 0 1 1	Philadelphia Phillies @ Miami Marlins Marlins Park, Miami, FL Wed May 22 2013, 7:11 PM - 9:53 PM EDT Att. 15,520 - Roof Closed - 76 F											
30 Placido Polanco, R OBP: 0.296, SLG: 0.276										4 0 0 0 0 0 1												
51 Derek Dietrich, L OBP: 0.319, SLG: 0.372										4 0 1 0 0 0 1												
48 Marcell Ozuna, R OBP: 0.337, SLG: 0.443										4 0 1 0 0 1 1												
20 Justin Ruggiano, R OBP: 0.301, SLG: 0.412										2 0 0 0 1 1 0												
8 Chris Coghlan, L OBP: 0.306, SLG: 0.351										1 0 0 0 1 0 0												
22 Nick Green, R OBP: 0.255, SLG: 0.306										3 0 0 0 0 1 4												
6 Jeff Mathis, R OBP: 0.077, SLG: 0.154										2 0 0 0 0 0 2												
23 Wade LeBlanc, L OBP: 0.167, SLG: 0.167										0 0 0 0 0 0 0												
50 Chad Qualls, R										0 0 0 0 0 0 0												
54 Jordan Brown, L (8, PH)										1 0 0 0 0 0 0												
31 Steve Cishek, R										0 0 0 0 0 0 0												
45 Kevin Slowey, R										1 0 0 0 0 0 0												
21 Miguel Olivo, R OBP: 0.242, SLG: 0.371										2 0 1 0 0 1 0												
Inning Stats	R: 0 E: 0 K: 0 S: 7	H: 0 LOB: 0 BB: 0 P: 9	R: 0 E: 0 K: 0 S: 14	H: 1 LOB: 2 BB: 1 P: 21	R: 0 E: 0 K: 1 S: 6	H: 0 LOB: 0 BB: 0 P: 7	R: 0 E: 0 K: 1 S: 5	H: 0 LOB: 0 BB: 0 P: 8	R: 0 E: 0 K: 0 S: 12	H: 1 LOB: 1 BB: 0 P: 18	R: 0 E: 0 K: 1 S: 9	H: 0 LOB: 0 BB: 0 P: 11	R: 0 E: 0 K: 2 S: 8	H: 0 LOB: 0 BB: 0 P: 9	R: 0 E: 0 K: 0 S: 12	H: 0 LOB: 0 BB: 0 P: 14	R: 0 E: 0 K: 0 S: 12	H: 1 LOB: 1 BB: 0 P: 14	1B: 3 2B: 1 3B: 0 HR: 0	SF: 0 SAC: 0 DP: 2 HBP: 1	WP: 0 PB: 0 SB: 0 CS: 0	PA: 31
PITCHER	IP WLS BF H R ER SO BB IBB HBP BLK WP HR S P ERA WHIP											IP WLS BF H R ER SO BB IBB HBP BLK WP HR S P ERA WHIP										
33 Cliff Lee, L ERA: 2.48	9.0 W 31 3 0 0 5 2 0 0 1 0 0 0 85 115 0.00 0.556																					

AB	38
R	3
H	12
RBI	3
BB	1
SO	9
LOB	18



AB	28
R	0
H	3
RBI	0
BB	2
SO	5
LOB	10



Batter	1	2	3	4	5	6	7	8	9	AB	R	H	RBI	BB	SO	LOB	TOP						
11 Jimmy Rollins, S OBP: 0.306, SLG: 0.393										5	0	1	1	0	1	2	Philadelphia Phillies @ Washington Nationals Nationals Park, Washington, DC Sat May 25 2013, 7:16 PM - 10:25 PM EDT Att: 38,012 - Partly Cloudy - 63 F						
13 Freddy Galvis, S OBP: 0.313, SLG: 0.416										5	0	0	0	0	2	2							
10 Michael Young, R OBP: 0.367, SLG: 0.360										3	1	0	0	1	1								
6 Ryan Howard, L OBP: 0.289, SLG: 0.435										4	0	0	0	0	4	1							
3 Delmon Young, R OBP: 0.299, SLG: 0.418										3	0	1	1	1	2	0							
7 Michael Martinez, S OBP: 0.310, SLG: 0.404										0	1	0	0	0	0	0							
15 John Mayberry Jr., R										0	0	0	0	0	0	0							
9 Dominic Brown, L OBP: 0.301, SLG: 0.471										4	1	2	2	0	0	1							
31 Erik Kratz, R OBP: 0.269, SLG: 0.357										4	1	1	1	0	1	2							
2 Ben Revere, L OBP: 0.283, SLG: 0.278										4	0	0	0	0	1	0							
44 Jonathan Pettibone, L ERA: 5.21										2	1	1	0	0	0	0							
28 Kevin Frandsen, R ERA: 3.45										0	0	0	0	0	0	0							
59 Antonio Bastardo, R ERA: 2.25										0	0	0	0	0	0	0							
45 Chad Durbin, R ERA: 7.71										0	0	0	0	0	0	0							
47 Jeremy Horst, L ERA: 4.82										0	0	0	0	0	0	0							
12 Humberto Quintero, R ERA: 0.96										0	0	0	0	1	0	0							
58 Jonathan Papelbon, R ERA: 0.96										0	0	0	0	0	0	0							
Inning Stats	R: 0 E: 0 K: 2 S: 9	H: 0 LOB: 0 BB: 0 P: 14	R: 2 E: 0 K: 3 S: 11	H: 2 LOB: 0 BB: 0 P: 14	R: 0 E: 1 K: 0 S: 8	H: 0 LOB: 1 BB: 0 P: 12	R: 0 E: 0 K: 2 S: 7	H: 0 LOB: 0 BB: 0 P: 12	R: 1 E: 0 K: 2 S: 16	H: 2 LOB: 1 BB: 0 P: 21	R: 0 E: 0 K: 1 S: 9	H: 0 LOB: 1 BB: 1 P: 15	R: 0 E: 0 K: 0 S: 10	H: 0 LOB: 1 BB: 0 P: 17	R: 2 E: 0 K: 1 S: 13	H: 2 LOB: 2 BB: 1 P: 20	R: 0 E: 0 K: 1 S: 8	H: 0 LOB: 1 BB: 1 P: 14	1B: 1 2B: 3 HR: 2	SF: 0 SAC: 0 DP: 1 HBP: 1	WP: 0 PB: 0 SB: 0 CS: 0	PA: 38	
PITCHER	IP WLS BF H R ER SO BB IBB HBP BLK WP HR S P ERA WHIP	IP WLS BF H R ER SO BB IBB HBP BLK WP HR S P ERA WHIP	IP WLS BF H R ER SO BB IBB HBP BLK WP HR S P ERA WHIP	IP WLS BF H R ER SO BB IBB HBP BLK WP HR S P ERA WHIP	IP WLS BF H R ER SO BB IBB HBP BLK WP HR S P ERA WHIP	IP WLS BF H R ER SO BB IBB HBP BLK WP HR S P ERA WHIP	IP WLS BF H R ER SO BB IBB HBP BLK WP HR S P ERA WHIP	IP WLS BF H R ER SO BB IBB HBP BLK WP HR S P ERA WHIP	IP WLS BF H R ER SO BB IBB HBP BLK WP HR S P ERA WHIP	IP WLS BF H R ER SO BB IBB HBP BLK WP HR S P ERA WHIP	IP WLS BF H R ER SO BB IBB HBP BLK WP HR S P ERA WHIP	IP WLS BF H R ER SO BB IBB HBP BLK WP HR S P ERA WHIP	IP WLS BF H R ER SO BB IBB HBP BLK WP HR S P ERA WHIP	IP WLS BF H R ER SO BB IBB HBP BLK WP HR S P ERA WHIP	IP WLS BF H R ER SO BB IBB HBP BLK WP HR S P ERA WHIP	IP WLS BF H R ER SO BB IBB HBP BLK WP HR S P ERA WHIP	IP WLS BF H R ER SO BB IBB HBP BLK WP HR S P ERA WHIP	IP WLS BF H R ER SO BB IBB HBP BLK WP HR S P ERA WHIP	IP WLS BF H R ER SO BB IBB HBP BLK WP HR S P ERA WHIP	IP WLS BF H R ER SO BB IBB HBP BLK WP HR S P ERA WHIP	IP WLS BF H R ER SO BB IBB HBP BLK WP HR S P ERA WHIP	IP WLS BF H R ER SO BB IBB HBP BLK WP HR S P ERA WHIP	IP WLS BF H R ER SO BB IBB HBP BLK WP HR S P ERA WHIP

AB 34
R 5
H 6
RBI 5
BB 3
SO 12
LOB 9



Batter	1	2	3	4	5	6	7	8	9	AB	R	H	RBI	BB	SO	LOB	BOTTOM						
2 Denard Span, L OBP: 0.335, SLG: 0.333										5	1	3	1	0	0	2	Philadelphia Phillies @ Washington Nationals Nationals Park, Washington, DC Sat May 25 2013, 7:16 PM - 10:25 PM EDT Att: 38,012 - Partly Cloudy - 63 F						
34 Bryce Harper, L OBP: 0.384, SLG: 0.592										4	0	1	0	1	2	2							
11 Ryan Zimmerman, R OBP: 0.370, SLG: 0.416										5	0	1	0	0	1	4							
25 Adam LaRoche, L OBP: 0.313, SLG: 0.418										4	1	2	2	1	1	1							
20 Ian Desmond, R OBP: 0.297, SLG: 0.462										4	0	1	0	1	1	3							
24 Kurt Suzuki, R OBP: 0.325, SLG: 0.367										4	0	1	0	0	2	4							
12 Tyler Moore, R OBP: 0.192, SLG: 0.236										3	0	1	0	1	0	0							
26 Jeff Kobernus, R										0	0	0	0	0	0	0							
1 Steve Lombardozzi, S OBP: 0.265, SLG: 0.313										4	1	1	0	0	0	4							
15 Dan Haren, R ERA: 3.21										2	0	0	0	0	2	1							
33 Roger Bernieris, L ERA: 7.71										1	0	0	0	0	0	0							
63 Henry Alberto Rodriguez, R ERA: 2.25										0	0	0	0	0	0	0							
45 Chad Durbin, R ERA: 7.71										0	0	0	0	0	0	0							
47 Jeremy Horst, L ERA: 4.82										0	0	0	0	0	0	0							
16 Chad Tracy, L OBP: 0.292, SLG: 0.298										1	0	0	0	0	0	2							
58 Fernando Abad, L ERA: 0.96										0	0	0	0	0	0	0							
Inning Stats	R: 0 E: 0 K: 2 S: 9	H: 1 LOB: 0 BB: 0 P: 17	R: 0 E: 0 K: 1 S: 16	H: 2 LOB: 0 BB: 0 P: 21	R: 1 E: 0 K: 1 S: 16	H: 3 LOB: 3 BB: 1 P: 26	R: 1 E: 1 K: 1 S: 16	H: 2 LOB: 1 BB: 0 P: 20	R: 1 E: 0 K: 1 S: 10	H: 1 LOB: 0 BB: 0 P: 13	R: 0 E: 0 K: 0 S: 4	H: 0 LOB: 0 BB: 0 P: 5	R: 0 E: 0 K: 0 S: 8	H: 0 LOB: 2 BB: 2 P: 19	R: 0 E: 0 K: 0 S: 10	H: 1 LOB: 2 BB: 1 P: 15	R: 0 E: 0 K: 3 S: 14	H: 1 LOB: 1 BB: 0 P: 23	1B: 10 2B: 0 3B: 0 HR: 1	SF: 0 SAC: 0 DP: 0 HBP: 0	WP: 2 PB: 0 SB: 1 CS: 1	PA: 41	
PITCHER	IP WLS BF H R ER SO BB IBB HBP BLK WP HR S P ERA WHIP	IP WLS BF H R ER SO BB IBB HBP BLK WP HR S P ERA WHIP	IP WLS BF H R ER SO BB IBB HBP BLK WP HR S P ERA WHIP	IP WLS BF H R ER SO BB IBB HBP BLK WP HR S P ERA WHIP	IP WLS BF H R ER SO BB IBB HBP BLK WP HR S P ERA WHIP	IP WLS BF H R ER SO BB IBB HBP BLK WP HR S P ERA WHIP	IP WLS BF H R ER SO BB IBB HBP BLK WP HR S P ERA WHIP	IP WLS BF H R ER SO BB IBB HBP BLK WP HR S P ERA WHIP	IP WLS BF H R ER SO BB IBB HBP BLK WP HR S P ERA WHIP	IP WLS BF H R ER SO BB IBB HBP BLK WP HR S P ERA WHIP	IP WLS BF H R ER SO BB IBB HBP BLK WP HR S P ERA WHIP	IP WLS BF H R ER SO BB IBB HBP BLK WP HR S P ERA WHIP	IP WLS BF H R ER SO BB IBB HBP BLK WP HR S P ERA WHIP	IP WLS BF H R ER SO BB IBB HBP BLK WP HR S P ERA WHIP	IP WLS BF H R ER SO BB IBB HBP BLK WP HR S P ERA WHIP	IP WLS BF H R ER SO BB IBB HBP BLK WP HR S P ERA WHIP	IP WLS BF H R ER SO BB IBB HBP BLK WP HR S P ERA WHIP	IP WLS BF H R ER SO BB IBB HBP BLK WP HR S P ERA WHIP	IP WLS BF H R ER SO BB IBB HBP BLK WP HR S P ERA WHIP	IP WLS BF H R ER SO BB IBB HBP BLK WP HR S P ERA WHIP	IP WLS BF H R ER SO BB IBB HBP BLK WP HR S P ERA WHIP	IP WLS BF H R ER SO BB IBB HBP BLK WP HR S P ERA WHIP	IP WLS BF H R ER SO BB IBB HBP BLK WP HR S P ERA WHIP

AB 37
R 3
H 11
RBI 3
BB 4
SO 9
LOB 23



Batter	1	2	3	4	5	6	7	8	9	AB	R	H	RBI	BB	SO	LOB	TOP		
2 Ben Revere, L OBP: 0.300, SLG: 0.291	G4-3		L8-3 BB				L8		L8	4	0	2	0	1	0	1	Philadelphia Phillies @ Boston Red Sox Fenway Park, Boston, MA Mon May 27 2013, 7:12 PM - 10:38 PM EDT Att: 33,627 - Clear - 74 F		
10 Michael Young, R OBP: 0.350, SLG: 0.341	G1-3		L8-3				L1		L4	5	0	0	0	0	0	5			
11 Jimmy Rollins, S OBP: 0.302, SLG: 0.392							G4-3		G4-3	4	0	2	0	1	1	2			
6 Ryan Howard, L OBP: 0.290, SLG: 0.437	K						G4-6-3		K	5	0	2	0	0	2	3			
3 Delmon Young, R OBP: 0.282, SLG: 0.387	G6-3						K		FC6-4 9 HR	4	1	1	0	0	1	3			
9 Dornic Brown, L OBP: 0.295, SLG: 0.475	E1						P4		P5	4	1	1	2	0	0	3			
15 John Mayberry Jr., R OBP: 0.325, SLG: 0.411	G4-6-3						L8		HR	3	0	2	0	1	0	1			
13 Freddy Galvis, S OBP: 0.297, SLG: 0.388							F7		FC5-4	4	0	0	0	0	1	5			
31 Erik Kratz, R OBP: 0.277, SLG: 0.386							K		K	3	1	1	1	1	2	2			
Inning Stats	R: 0 H: 1 E: 0 K: 1 S: 12	H: 1 LOB: 1 BB: 0 P: 17	R: 0 H: 0 E: 1 K: 0 S: 7	H: 0 LOB: 0 BB: 0 P: 12	R: 1 H: 1 E: 0 K: 1 S: 6	H: 1 LOB: 0 BB: 1 P: 11	R: 0 H: 2 E: 0 K: 0 S: 10	H: 2 LOB: 1 BB: 0 P: 13	R: 0 H: 2 E: 0 K: 1 S: 9	H: 2 LOB: 2 BB: 0 P: 11	R: 0 H: 1 E: 0 K: 1 S: 14	H: 3 LOB: 1 BB: 1 P: 29	R: 2 H: 3 E: 0 K: 1 S: 23	H: 3 LOB: 1 BB: 0 P: 30	R: 0 H: 1 E: 0 K: 2 S: 13	H: 1 LOB: 1 BB: 0 P: 17	1B: 7 2B: 3 3B: 0 HR: 2	SF: 0 SAC: 0 DP: 3 HBP: 0	WP: 0 PA: 40 PB: 0 SB: 0 CS: 0
PITCHER	IP WLS BF H R ER SO BB IBB HBP BLK WP HR S P ERA WHIP	IP WLS BF H R ER SO BB IBB HBP BLK WP HR S P ERA WHIP	IP WLS BF H R ER SO BB IBB HBP BLK WP HR S P ERA WHIP	IP WLS BF H R ER SO BB IBB HBP BLK WP HR S P ERA WHIP	IP WLS BF H R ER SO BB IBB HBP BLK WP HR S P ERA WHIP	IP WLS BF H R ER SO BB IBB HBP BLK WP HR S P ERA WHIP	IP WLS BF H R ER SO BB IBB HBP BLK WP HR S P ERA WHIP	IP WLS BF H R ER SO BB IBB HBP BLK WP HR S P ERA WHIP	IP WLS BF H R ER SO BB IBB HBP BLK WP HR S P ERA WHIP	IP WLS BF H R ER SO BB IBB HBP BLK WP HR S P ERA WHIP	IP WLS BF H R ER SO BB IBB HBP BLK WP HR S P ERA WHIP	IP WLS BF H R ER SO BB IBB HBP BLK WP HR S P ERA WHIP	IP WLS BF H R ER SO BB IBB HBP BLK WP HR S P ERA WHIP	IP WLS BF H R ER SO BB IBB HBP BLK WP HR S P ERA WHIP	IP WLS BF H R ER SO BB IBB HBP BLK WP HR S P ERA WHIP	IP WLS BF H R ER SO BB IBB HBP BLK WP HR S P ERA WHIP	IP WLS BF H R ER SO BB IBB HBP BLK WP HR S P ERA WHIP		
91 Alfredo Aceves, R ERA: 6.97	6.0	W	26	7	1	1	4	3	0	0	0	0	0	1	58	93	1.50	1.667	
59 Clayton Mortensen, R ERA: 5.33	1.1		6	1	1	1	0	1	0	0	0	0	0	0	21	35	6.75	1.500	
30 Andrew Miller, L ERA: 3.71	1.2		8	3	1	1	3	0	0	0	0	0	0	1	27	35	5.40	1.800	

AB	36
R	3
H	11
RBI	3
BB	4
SO	7
LOB	25



Batter	1	2	3	4	5	6	7	8	9	AB	R	H	RBI	BB	SO	LOB	BOTTOM		
2 Jacoby Ellsbury, L OBP: 0.325, SLG: 0.353	G1-3 15 HR		G1-3				G5-3		G3	5	1	3	1	0	0	1	Philadelphia Phillies @ Boston Red Sox Fenway Park, Boston, MA Mon May 27 2013, 7:12 PM - 10:38 PM EDT Att: 33,627 - Clear - 74 F		
29 Daniel Nava, S OBP: 0.393, SLG: 0.463	G1-3		L7				G3-1		K	5	0	0	0	0	2	3			
15 Dustin Pedroia, R OBP: 0.425, SLG: 0.448	G1-3		F9				G4-3		K	3	1	1	2	1	0	2			
23 Pedro Ciriaco, R OBP: 0.327, SLG: 0.400	HR						G4-3		BB	1	1	1	0	0	0	0			
34 David Ortiz, L OBP: 0.408, SLG: 0.622	K						F8		BB	4	1	2	0	1	1	0			
12 Mike Napoli, R OBP: 0.342, SLG: 0.492	HR						F8		BB	4	2	2	2	1	2	2			
7 Stephen Drew, L OBP: 0.333, SLG: 0.395	BB						F8		BB	3	2	2	2	2	1	2			
37 Mike Carp, L OBP: 0.328, SLG: 0.632	F8						F8		BB	5	1	1	0	0	1	5			
39 Jarrod Saltalamacchia, R OBP: 0.340, SLG: 0.458	F7						F7		F7	4	0	2	1	0	0	0			
10 Jose Iglesias, R OBP: 0.372, SLG: 0.531	P3						P4		P4	4	0	1	0	0	1	3			
Inning Stats	R: 3 H: 3 E: 0 K: 1 S: 14	H: 3 LOB: 1 BB: 1 P: 27	R: 0 H: 2 E: 0 K: 0 S: 12	H: 2 LOB: 2 BB: 0 P: 20	R: 3 H: 5 E: 0 K: 1 S: 21	H: 5 LOB: 2 BB: 0 P: 31	R: 0 H: 0 E: 0 K: 0 S: 6	H: 0 LOB: 0 BB: 0 P: 7	R: 2 H: 3 E: 1 K: 2 S: 17	H: 3 LOB: 1 BB: 0 P: 24	R: 0 H: 1 E: 0 K: 3 S: 17	H: 1 LOB: 2 BB: 1 P: 29	R: 0 H: 0 E: 0 K: 0 S: 6	H: 0 LOB: 0 BB: 0 P: 7	R: 1 H: 1 E: 0 K: 1 S: 17	H: 1 LOB: 3 BB: 3 P: 32	1B: 8 2B: 5 3B: 0 HR: 2	SF: 0 SAC: 0 DP: 0 HBP: 0	WP: 1 PA: 43 PB: 0 SB: 0 CS: 0
PITCHER	IP WLS BF H R ER SO BB IBB HBP BLK WP HR S P ERA WHIP	IP WLS BF H R ER SO BB IBB HBP BLK WP HR S P ERA WHIP	IP WLS BF H R ER SO BB IBB HBP BLK WP HR S P ERA WHIP	IP WLS BF H R ER SO BB IBB HBP BLK WP HR S P ERA WHIP	IP WLS BF H R ER SO BB IBB HBP BLK WP HR S P ERA WHIP	IP WLS BF H R ER SO BB IBB HBP BLK WP HR S P ERA WHIP	IP WLS BF H R ER SO BB IBB HBP BLK WP HR S P ERA WHIP	IP WLS BF H R ER SO BB IBB HBP BLK WP HR S P ERA WHIP	IP WLS BF H R ER SO BB IBB HBP BLK WP HR S P ERA WHIP	IP WLS BF H R ER SO BB IBB HBP BLK WP HR S P ERA WHIP	IP WLS BF H R ER SO BB IBB HBP BLK WP HR S P ERA WHIP	IP WLS BF H R ER SO BB IBB HBP BLK WP HR S P ERA WHIP	IP WLS BF H R ER SO BB IBB HBP BLK WP HR S P ERA WHIP	IP WLS BF H R ER SO BB IBB HBP BLK WP HR S P ERA WHIP	IP WLS BF H R ER SO BB IBB HBP BLK WP HR S P ERA WHIP	IP WLS BF H R ER SO BB IBB HBP BLK WP HR S P ERA WHIP			
50 Tyler Cloyd, R ERA: 5.74	2.1	L	17	9	6	6	2	1	0	0	0	0	0	0	0	0	23.14	4.286	
40 Michael Stutes, R ERA: 2.08	2.1		10	4	2	1	2	0	0	0	0	0	0	0	24	35	3.86	1.714	
47 Jeremy Horst, L ERA: 4.5	1.1		6	1	0	0	3	1	0	0	0	0	0	0	22	35	0.00	1.500	
59 Antonio Bastardo, L ERA: 2.12	1.0		3	0	0	0	0	0	0	0	0	0	0	6	7	0.00	0.000		
37 Mike Adams, R ERA: 3.45	0.2		6	1	1	1	1	3	0	0	0	0	0	0	15	30	13.50	6.000	

AB	38
R	9
H	15
RBI	8
BB	5
SO	8
LOB	18



Batter	1	2	3	4	5	6	7	8	9	AB	R	H	RBI	BB	SO	LOB	TOP																				
2 Ben Revere, L OBP: 0.303, SLG: 0.295	G1-3		1B		G3		G1-3		1B	5	0	2	0	0	0	2																					
10 Michael Young, R OBP: 0.347, SLG: 0.354	HR		G5-3		G4-3		G6-3		K	5	1	1	1	0	1	4																					
11 Jimmy Rollins, S OBP: 0.306, SLG: 0.386	L8				F8		BB		K	3	0	0	0	1	1	0																					
6 Ryan Howard, L OBP: 0.289, SLG: 0.433	K				K		1B		K	4	0	1	0	0	3	0																					
3 Delmon Young, R OBP: 0.281, SLG: 0.380		F9			1B		F9		G6-3	4	0	1	0	0	0	2																					
9 Dornic Brown, L OBP: 0.294, SLG: 0.486		F9			K		F9		HR	4	1	1	1	0	1	3																					
15 John Mayberry Jr., R OBP: 0.322, SLG: 0.495							P6		K	4	1	1	0	0	2	0																					
13 Freddy Galvis, S OBP: 0.298, SLG: 0.379							F7		L8	2	0	0	0	1	0	0																					
31 Erik Kratz, R OBP: 0.293, SLG: 0.394							G6-4-3		BB	3	0	2	1	1	0	1																					
Inning Stats	R: 1 H: 1 E: 0 K: 1 S: 8	H: 1 LOB: 0 BB: 0 P: 14	R: 0 H: 0 E: 0 K: 1 S: 6	H: 0 LOB: 0 BB: 0 P: 9	R: 0 H: 1 E: 0 K: 0 S: 10	H: 1 LOB: 1 BB: 1 P: 22	R: 0 H: 1 E: 0 K: 2 S: 11	H: 1 LOB: 1 BB: 0 P: 15	R: 0 H: 0 E: 0 K: 0 S: 8	H: 1 LOB: 2 BB: 0 P: 15	R: 1 H: 2 E: 0 K: 0 S: 9	H: 2 LOB: 1 BB: 0 P: 11	R: 0 H: 0 E: 0 K: 2 S: 8	H: 0 LOB: 0 BB: 0 P: 13	R: 1 H: 3 E: 0 K: 2 S: 13	H: 3 LOB: 2 BB: 0 P: 18	1B: 7 2B: 0 3B: 0 HR: 2	SF: 0 SAC: 1 DP: 1 HBP: 0	WP: 0 PB: 0 SB: 1 CS: 0	PA: 38																	
PITCHER	IP	WLS	BF	H	R	ER	SO	BB	IBB	HBP	BLK	WP	HR	S	P	ERA	WHIP	PITCHER			IP	WLS	BF	H	R	ER	SO	BB	IBB	HBP	BLK	WP	HR	S	P	ERA	WHIP
46 Ryan Dempster, R ERA: 4.45	7.0	L	29	6	2	2	4	3	0	0	0	0	1	59	98	2.57	1.286				7.0	L	29	6	2	2	4	3	0	0	0	0	1	59	98	2.57	1.286
32 Craig Breslow, L ERA: 1.54	1.0		3	0	0	0	2	0	0	0	0	0	0	8	13	0.00	0.000				1.0		3	0	0	0	2	0	0	0	0	8	13	0.00	0.000		
36 Junichi Tazawa, R ERA: 2.82	1.0		6	3	1	1	2	0	0	0	0	0	1	13	18	9.00	3.000				1.0		6	3	1	1	2	0	0	0	0	1	13	18	9.00	3.000	

Philadelphia Phillies @ Boston Red Sox
Fenway Park, Boston, MA
Tue May 28 2013, 7:14 PM - 9:43 PM EDT
Att: 33,463 - Cloudy - 62 F

AB	34
R	3
H	9
RBI	3
BB	3
SO	8
LOB	12



Batter	1	2	3	4	5	6	7	8	9	AB	R	H	RBI	BB	SO	LOB	BOTTOM																				
2 Jacoby Ellsbury, L OBP: 0.324, SLG: 0.351	1B		G4-3			G4-3		K		4	1	1	0	0	1	1																					
5 Jonny Gomes, R OBP: 0.322, SLG: 0.274	F9		K			L9			K	4	0	0	0	0	2	1																					
15 Dustin Pedroia, R OBP: 0.422, SLG: 0.444	1B				G1-3		G6-3		G5-3	4	0	1	1	0	0	0																					
34 David Ortiz, L OBP: 0.397, SLG: 0.603	P5				F8		G1-3		G6-3	4	0	0	0	0	0	1																					
12 Mike Napoli, R OBP: 0.338, SLG: 0.485	K				K		G5-3			3	0	0	0	0	2	1																					
29 Daniel Nava, S OBP: 0.392, SLG: 0.461							F8			3	0	1	0	0	1	0																					
3 David Ross, R OBP: 0.281, SLG: 0.440							SH5-3		K	2	0	0	0	0	2	0																					
7 Stephen Drew, L OBP: 0.327, SLG: 0.386							P5		F8	3	0	0	0	0	0	1																					
10 Jose Iglesias, R OBP: 0.362, SLG: 0.514							K		1B	3	0	1	0	0	1	1																					
Inning Stats	R: 1 H: 2 E: 0 K: 1 S: 12	H: 2 LOB: 1 BB: 0 P: 18	R: 0 H: 0 E: 0 K: 2 S: 9	H: 0 LOB: 0 BB: 0 P: 10	R: 0 H: 0 E: 0 K: 1 S: 9	H: 0 LOB: 0 BB: 0 P: 13	R: 0 H: 0 E: 0 K: 1 S: 8	H: 0 LOB: 0 BB: 0 P: 13	R: 0 H: 1 E: 0 K: 2 S: 10	H: 1 LOB: 1 BB: 0 P: 15	R: 0 H: 0 E: 0 K: 1 S: 12	H: 0 LOB: 0 BB: 0 P: 16	R: 0 H: 0 E: 0 K: 1 S: 12	H: 0 LOB: 0 BB: 0 P: 16	1B: 4 2B: 0 3B: 0 HR: 0	SF: 0 SAC: 1 DP: 0 HBP: 0	WP: 0 PB: 0 SB: 1 CS: 0	PA: 31																			
PITCHER	IP	WLS	BF	H	R	ER	SO	BB	IBB	HBP	BLK	WP	HR	S	P	ERA	WHIP	PITCHER			IP	WLS	BF	H	R	ER	SO	BB	IBB	HBP	BLK	WP	HR	S	P	ERA	WHIP
33 Cliff Lee, L ERA: 2.34	8.0	W	28	4	1	1	8	0	0	0	0	0	0	69	95	1.12	0.500				8.0	W	28	4	1	1	8	0	0	0	0	69	95	1.12	0.500		
58 Jonathan Papelbon, R ERA: 0.92	1.0	S	3	0	0	0	1	0	0	0	0	0	0	12	16	0.00	0.000				1.0	S	3	0	0	0	1	0	0	0	0	12	16	0.00	0.000		

Philadelphia Phillies @ Boston Red Sox
Fenway Park, Boston, MA
Tue May 28 2013, 7:14 PM - 9:43 PM EDT
Att: 33,463 - Cloudy - 62 F

AB	30
R	1
H	4
RBI	1
BB	0
SO	9
LOB	6



Batter	1	2	3	4	5	6	7	8	9	AB R H RBI BB SO LOB	TOP																	
2 Jacoby Ellsbury, L (1,8) OBP: 0.325, SLG: 0.366										5 1 2 1 0 1 3	Boston Red Sox @ Philadelphia Phillies Citizens Bank Park, Philadelphia, PA Wed May 29 2013, 7:10 PM - 10:15 PM EDT Att: 38,831 - Partly Cloudy - 88 F livebaseballscorecards.com																	
29 Daniel Nava, S (1,9) OBP: 0.393, SLG: 0.474										4 1 1 1 1 0 5																		
15 Dustin Pedroia, R (1,4) OBP: 0.419, SLG: 0.442										3 0 1 1 0 0 0																		
12 Mike Napoli, R (1,3) OBP: 0.341, SLG: 0.483										3 0 1 0 1 1 0																		
39 Jarrod Saltalamacchia, S (1,2) OBP: 0.331, SLG: 0.444										4 0 0 0 0 2 3																		
37 Mike Caro, L (1,7) OBP: 0.313, SLG: 0.600										3 0 0 0 0 0 2																		
30 Andrew Miller, L (7,1)										0 0 0 0 0 0 0																		
19 Koji Uehara, R (7,1)										0 0 0 0 0 0 0																		
44 Jackie Bradley Jr., L (9,PH) OBP: 0.296, SLG: 0.125										1 0 0 0 0 1 0																		
7 Stephen Drew, L (1,6) OBP: 0.331, SLG: 0.381										2 1 0 0 2 1 0																		
10 Jose Iglesias, R (1,5) OBP: 0.352, SLG: 0.526										3 0 1 0 0 2 1																		
34 David Ortiz, L (9,PH) OBP: 0.395, SLG: 0.598										1 0 0 0 0 0 1																		
41 John Lackey, R (1,1)										1 0 0 0 0 0 0																		
5 Jonny Gomes, R (7,PH) OBP: 0.333, SLG: 0.281										1 0 1 0 0 0 0																		
Inning Stats	R: 1 E: 0 K: 0 S: 11	H: 2 LOB: 1 BB: 0 P: 18	R: 0 E: 0 K: 1 S: 9	H: 0 LOB: 0 BB: 0 P: 13	R: 0 E: 0 K: 0 S: 11	H: 1 LOB: 1 BB: 1 P: 17	R: 0 E: 0 K: 1 S: 13	H: 0 LOB: 0 BB: 0 P: 16	R: 0 E: 0 K: 1 S: 7	H: 0 LOB: 1 BB: 1 P: 12	R: 1 E: 1 K: 0 S: 15	H: 1 LOB: 1 BB: 1 P: 24	R: 0 E: 0 K: 2 S: 10	H: 1 LOB: 2 BB: 0 P: 15	R: 0 E: 0 K: 2 S: 9	H: 0 LOB: 0 BB: 0 P: 13	R: 1 E: 0 K: 1 S: 12	H: 2 LOB: 2 BB: 1 P: 20	1B: 3 2B: 2 3B: 1 HR: 1	SF: 1 SAC: 1 DP: 1 HBP: 1	WP: 0 PB: 0 SB: 0 CS: 0	PA: 39						
PITCHER	IP WLS BF H R ER SO BB IBB HBP BLK WP HR S P ERA WHIP											IP WLS BF H R ER SO BB IBB HBP BLK WP HR S P ERA WHIP																
38 Kyle Kendrick, R (1,1) ERA: 3.27	6.0	W	24	4	2	2	3	3	0	0	0	0	0	1	66	100	3.00	1.167										
59 Antonio Bastardo, L (7,1) ERA: 2.0	1.0	H	5	1	0	0	2	0	0	1	0	0	0	0	10	15	0.00	1.000										
37 Mike Adams, R (8,1) ERA: 3.24	1.0	H	3	0	0	0	2	0	0	0	0	0	0	9	13	0.00	0.000											
58 Jonathan Papelbon, R (9,1) ERA: 1.31	1.0	S	6	2	1	1	1	1	0	0	0	0	0	0	12	20	9.00	3.000										

Batter	1	2	3	4	5	6	7	8	9	AB R H RBI BB SO LOB	BOTTOM																
2 Ben Revere, L (1,8) OBP: 0.302, SLG: 0.294										4 0 1 0 0 0 1	Boston Red Sox @ Philadelphia Phillies Citizens Bank Park, Philadelphia, PA Wed May 29 2013, 7:10 PM - 10:15 PM EDT Att: 38,831 - Partly Cloudy - 88 F livebaseballscorecards.com																
28 Kevin Frandsen, R (1,4) OBP: 0.370, SLG: 0.447										3 0 1 0 1 1 0																	
37 Mike Adams, R (8,1)										0 0 0 0 0 0 0																	
58 Jonathan Papelbon, R (9,1)										0 0 0 0 0 0 0																	
11 Jimmy Rollins, S (1,6) OBP: 0.309, SLG: 0.382										2 0 0 0 2 1 0																	
6 Ryan Howard, L (1,3) OBP: 0.289, SLG: 0.445										4 1 1 1 0 3 5																	
3 Delmon Young, R (1,9) OBP: 0.293, SLG: 0.383										2 0 1 0 1 0 0																	
15 John Mayberry Jr., R (6,PH) OBP: 0.320, SLG: 0.402										1 0 0 0 0 0 3																	
9 Dominic Brown, L (1,7) OBP: 0.296, SLG: 0.519										4 2 2 2 0 0 2																	
31 Erik Kratz, R (1,2) OBP: 0.300, SLG: 0.421										3 1 1 1 1 0 1																	
13 Freddy Galvis, S (1,5) OBP: 0.286, SLG: 0.363										4 0 0 0 0 2 3																	
38 Kyle Kendrick, R (1,1) ERA: 2.96	6.0	L	26	6	3	3	5	3	0	0	0	0	0	8	18	0.00	4.500										
30 Andrew Miller, L (7,1) ERA: 3.57	0.2		5	1	0	0	1	2	0	0	0	0	0	8	18	0.00	4.500										
19 Koji Uehara, R (7,1) ERA: 2.14	1.1		5	1	1	1	1	0	0	0	0	0	1	14	20	6.75	0.750										
Inning Stats	R: 0 E: 0 K: 1 S: 8	H: 0 LOB: 0 BB: 0 P: 10	R: 1 E: 0 K: 0 S: 10	H: 2 LOB: 1 BB: 0 P: 15	R: 0 E: 0 K: 1 S: 10	H: 1 LOB: 2 BB: 1 P: 18	R: 2 E: 0 K: 1 S: 13	H: 3 LOB: 1 BB: 0 P: 19	R: 0 E: 0 K: 2 S: 10	H: 0 LOB: 0 BB: 0 P: 16	R: 0 E: 0 K: 0 S: 9	H: 0 LOB: 2 BB: 2 P: 20	R: 0 E: 0 K: 1 S: 10	H: 1 LOB: 3 BB: 2 P: 21	R: 1 E: 0 K: 1 S: 12	H: 1 LOB: 0 BB: 0 P: 17	1B: 4 2B: 0 3B: 0 HR: 4	SF: 0 SAC: 0 DP: 1 HBP: 0	WP: 0 PB: 0 SB: 4 CS: 0	PA: 36							
PITCHER	IP WLS BF H R ER SO BB IBB HBP BLK WP HR S P ERA WHIP											IP WLS BF H R ER SO BB IBB HBP BLK WP HR S P ERA WHIP															

Batter	1	2	3	4	5	6	7	8	9	AB	R	H	RBI	BB	SO	LOB	TOP					
7 Norichika Aoki, L (1,9) OBP: 0.364, SLG: 0.394	G5-3		G6-3			FC4		F7		5	1	1	1	0	0	3	Milwaukee Brewers @ Philadelphia Phillies Citizens Bank Park, Philadelphia, PA Sun Jun 02 2013, 1:40 PM - 4:39 PM EDT Att: 40,613 - Partly Cloudy - 89 F					
27 Carlos Gómez, R (1,8) OBP: 0.369, SLG: 0.584	2B			K		K		20 BB		4	1	2	0	1	2	2						
8 Ryan Braun, R (1,7) OBP: 0.379, SLG: 0.528 32 Tom Gorzelanny, R (6,1)	G5-3					G6-4-3		20 BB		3	0	1	0	0	0	3						
16 Aramis Ramirez, R (8,PH) OBP: 0.388, SLG: 0.500 31 Burke Badenhop, R (8,1)									F8	0	0	0	0	0	0	0						
12 Martin Maldonado, R (9,PH)										0	0	0	0	1	0	0						
20 Jonathan Lucroy, R (1,2) OBP: 0.309, SLG: 0.428	G6-3									4	0	1	3	0	1	2						
3 Yunesky Betancourt, R (1,5) OBP: 0.250, SLG: 0.374										4	0	0	0	0	2	2						
11 Alex Gonzalez, R (1,3) OBP: 0.203, SLG: 0.230										4	1	1	0	0	3	0						
23 Rickie Weeks Jr., R (1,4) OBP: 0.289, SLG: 0.279										3	1	1	0	1	2	0						
14 Jeff Bianchi, R (1,6) OBP: 0.283, SLG: 0.365										4	0	2	1	0	1	0						
64 Mike Fiers, R (1,1)										0	0	0	0	0	0	0						
45 Alfredo Figaro, R (2,1) OBP: 0.250, SLG: 0.250 22 Logan Schafer, L (6,PH) OBP: 0.303, SLG: 0.344 9 Jean Segura, R (9,PH) OBP: 0.389, SLG: 0.551	G3									1	0	0	0	0	0	0						
Inning Stats	R: 0 H: 1 E: 0 K: 0 S: 12	H: 1 LOB: 0 BB: 0 P: 15	R: 0 H: 0 E: 0 K: 3 S: 10	H: 0 LOB: 0 BB: 0 P: 13	R: 0 H: 0 E: 0 K: 1 S: 7	H: 0 LOB: 0 BB: 0 P: 11	R: 0 H: 1 E: 0 K: 2 S: 13	H: 1 LOB: 1 BB: 0 P: 15	R: 0 H: 0 E: 0 K: 2 S: 9	H: 0 LOB: 0 BB: 0 P: 10	R: 0 H: 1 E: 1 K: 1 S: 8	H: 1 LOB: 1 BB: 0 P: 10	R: 0 H: 0 E: 0 K: 2 S: 9	H: 0 LOB: 0 BB: 0 P: 10	R: 4 H: 5 E: 0 K: 0 S: 22	H: 5 LOB: 1 BB: 1 P: 35	R: 1 H: 2 E: 0 K: 0 S: 13	H: 2 LOB: 3 BB: 2 P: 24	1B: 7 2B: 2 3B: 1 HR: 0	SF: 0 SAC: 0 DP: 2 HBP: 0	WP: 0 PB: 0 CS: 0	PA: 39
PITCHER	IP WLS BF H R ER SO BB IBB HBP BLK WP HR S P ERA WHIP																					
33 Cliff Lee, L (1,1) ERA: 2.45	7.2 W 29 7 3 3 11 0 0 0 0 0 0 81 105 3.52 0.913																					
30 Justin De Fratus, R (8,1) ERA: 2.7	0.1 3 1 1 1 0 1 0 0 0 0 0 9 14 27.00 6.000																					
59 Antonio Bastardo, L (9,1) ERA: 2.25	1.0 S 7 2 1 1 0 1 1 0 0 0 0 13 24 9.00 3.000																					

AB	36
R	5
H	10
RBI	5
BB	3
SO	11
LOB	19



Batter	1	2	3	4	5	6	7	8	9	AB	R	H	RBI	BB	SO	LOB	BOTTOM			
2 Ben Revere, L (1,8) OBP: 0.286, SLG: 0.280	F7	E6	F8			G3				4	1	0	0	0	0	1	Milwaukee Brewers @ Philadelphia Phillies Citizens Bank Park, Philadelphia, PA Sun Jun 02 2013, 1:40 PM - 4:39 PM EDT Att: 40,613 - Partly Cloudy - 89 F			
16 César Hernández, S (1,4) OBP: 0.283, SLG: 0.316	F7					G6-3				4	0	0	0	0	1	1				
11 Jimmy Rollins, S (1,6) OBP: 0.326, SLG: 0.407	9 HR					G4-3				3	2	2	0	1	0	0				
6 Ryan Howard, L (1,3) OBP: 0.291, SLG: 0.432	9 HR									2	1	0	1	1	2	1				
9 Domonic Brown, L (1,7) OBP: 0.321, SLG: 0.574										3	1	3	4	1	0	0				
15 John Mayberry Jr., R (1,9) OBP: 0.317, SLG: 0.397 30 Justin De Fratus, S (8,1) 59 Antonio Bastardo, R (9,1)										4	1	1	0	0	0	4				
31 Erik Kratz, R (1,2) OBP: 0.295, SLG: 0.407										4	1	1	1	0	2	0				
13 Freddy Galvis, S (1,5) OBP: 0.292, SLG: 0.410										4	0	2	1	0	0	0				
33 Cliff Lee, L (1,1) OBP: 0.318, SLG: 0.333 19 Laynce Nix, L (8,9) ERA: 2.55	L7									2	0	0	0	0	0	1				
Inning Stats	R: 5 H: 5 E: 0 K: 0 S: 18	H: 5 LOB: 1 BB: 1 P: 34	R: 2 H: 2 E: 1 K: 1 S: 14	H: 2 LOB: 1 BB: 0 P: 18	R: 0 H: 1 E: 0 K: 0 S: 5	H: 1 LOB: 1 BB: 0 P: 7	R: 0 H: 0 E: 0 K: 1 S: 7	H: 0 LOB: 0 BB: 0 P: 12	R: 0 H: 1 E: 0 K: 1 S: 5	H: 1 LOB: 0 BB: 0 P: 6	R: 0 H: 0 E: 0 K: 0 S: 7	H: 0 LOB: 0 BB: 0 P: 9	R: 0 H: 0 E: 0 K: 1 S: 10	H: 0 LOB: 2 BB: 2 P: 19	R: 0 H: 0 E: 0 K: 1 S: 13	H: 0 LOB: 0 BB: 0 P: 21		1B: 4 2B: 2 3B: 2 HR: 1	SF: 1 SAC: 1 DP: 1 HBP: 0	WP: 0 PB: 0 CS: 0
PITCHER	IP WLS BF H R ER SO BB IBB HBP BLK WP HR S P ERA WHIP																			
64 Mike Fiers, R (1,1) ERA: 7.25	1.2 L 14 2 0 0 2 1 0 0 0 0 0 1 30 49 27.00 4.800																			
45 Alfredo Figaro, R (2,1) ERA: 3.07	3.1 11 2 0 0 2 0 0 0 0 0 0 19 28 0.00 0.600																			
32 Tom Gorzelanny, L (6,1) ERA: 2.14	2.0 8 0 0 0 1 2 0 0 0 0 0 17 28 0.00 1.000																			
31 Burke Badenhop, R (8,1) ERA: 2.55	1.0 3 0 0 0 1 0 0 0 0 0 0 13 21 0.00 0.000																			

AB	31
R	7
H	9
RBI	7
BB	3
SO	5
LOB	8



Batter	1	2	3	4	5	6	7	8	9	AB	R	H	RBI	BB	SO	LOB	TOP			
9 Juan Pierre, L (1.7) OBP: 0.288, SLG: 0.277	B3		59 BB 1B		51 G4-3 1B		G4-3			4	1	2	0	0	0	0	Miami Marlins @ Philadelphia Phillies Citizens Bank Park, Philadelphia, PA Mon Jun 03 2013, 7:07 PM - 9:47 PM EDT Att: 35,087 - Cloudy - 74 F			
59 Ed Lucas, R (1.5) OBP: 0.667, SLG: 0.700	51 G3-1 1B		51 BB 48 BB 1B		SH1-3			L7		2	1	1	0	1	0	0				
51 Derek Dietrich, L (1.4) OBP: 0.305, SLG: 0.395	G3-1		8 G3 48 BB 1B		G4-3			F8		4	0	1	1	0	0	2				
48 Marcell Ozuna, R (1.9) OBP: 0.372, SLG: 0.471	L6		8 G3 1B		F7			K		4	0	1	1	0	1	2				
8 Chris Coghlan, L (1.8) OBP: 0.348, SLG: 0.443		G3			G6-3			G1-3		4	0	1	0	0	0	2				
18 Casey Kotchman, L (1.3) 67 Edgar Olmos, L (6.1) 43 Dan Jennings, L (8.1) 20 Justin Ruggiano, R (6.1) 3 Adeiny Hechavarria, R (1.6) 19 Rob Brantly, L (1.2) 34 Tom Koehler, R (1.1) 58 Ryan Webb, R (6.1) 29 Greg Dobbs, L (6.3)	G1-3		P6		G4-3			K		3	0	0	0	0	0	3		Miami Marlins @ Philadelphia Phillies Citizens Bank Park, Philadelphia, PA Mon Jun 03 2013, 7:07 PM - 9:47 PM EDT Att: 35,087 - Cloudy - 74 F		
G5-3		G1-3		L8			G6-3		4	0	0	0	0	0	1					
K		K		F8					3	0	0	0	0	2	1					
K		K		G3					2	0	0	0	0	1	0					
G6-3									0	0	0	0	0	0	0					
									1	0	0	0	0	0	0					
Inning Stats	R: 0 E: 0 K: 0 S: 7	H: 1 LOB: 1 BB: 0 P: 9	R: 0 E: 0 K: 1 S: 11	H: 1 LOB: 1 BB: 0 P: 14	R: 2 E: 0 K: 1 S: 13	H: 3 LOB: 2 BB: 1 P: 18	R: 0 E: 0 K: 1 S: 7	H: 0 LOB: 0 BB: 0 P: 8	R: 0 E: 0 K: 0 S: 8	H: 0 LOB: 0 BB: 0 P: 16	R: 0 E: 0 K: 0 S: 6	H: 0 LOB: 0 BB: 0 P: 7	R: 0 E: 0 K: 1 S: 6	H: 0 LOB: 0 BB: 0 P: 8	R: 0 E: 0 K: 1 S: 10	H: 0 LOB: 0 BB: 0 P: 15	1B: 5 2B: 1 3B: 0 HR: 0	SF: 0 SAC: 1 DP: 0 HBP: 0	WP: 0 PB: 0 SB: 0 CS: 0	PA: 34
PITCHER 38 Kyle Kendrick, R (1.1) ERA: 3.12	IP: 9.0 WLS: W BF: 34 H: 6 R: 2 ER: 2 SO: 5 BB: 1 IBB: 0 HBP: 0 BLK: 0 WP: 0 HR: 0 S: 75 P: 105 ERA: 2.00 WHIP: 0.778																			

Batter	1	2	3	4	5	6	7	8	9	AB	R	H	RBI	BB	SO	LOB	BOTTOM			
2 Ben Revere, L (1.8) OBP: 0.289, SLG: 0.283	L9		G3		16 E 16 S G3 1B			K2-3		5	1	2	1	0	1	0	Miami Marlins @ Philadelphia Phillies Citizens Bank Park, Philadelphia, PA Mon Jun 03 2013, 7:07 PM - 9:47 PM EDT Att: 35,087 - Cloudy - 74 F			
16 César Hernández, S (1.4) OBP: 0.217, SLG: 0.261	K		G5-3		G3		F8		4	0	0	1	0	1	2					
11 Jimmy Rollins, S (1.6) OBP: 0.329, SLG: 0.403	6 BB BB				G4-3		K		2	0	0	0	2	1	0					
6 Ryan Howard, L (1.3) OBP: 0.295, SLG: 0.435	F7				F7				3	1	1	0	1	0	3					
9 Domonic Brown, L (1.7) OBP: 0.329, SLG: 0.592	K				FC6-4 1B		HR		4	1	3	2	0	1	2					
3 Delmon Young, R (1.9) OBP: 0.278, SLG: 0.412 15 John Mayberry Jr., R (8.9) OBP: 0.317, SLG: 0.397	K				FC6-4		HR		4	1	1	1	0	1	2					
31 Erik Kratz, R (1.2) OBP: 0.301, SLG: 0.434	13 G6-3 1B				FC6-4		HR		0	0	0	0	0	0	0					
13 Freddy Galvis, S (1.5) OBP: 0.291, SLG: 0.422	G6-3				G4-3		K		4	1	2	1	0	1	0					
38 Kyle Kendrick, R (1.1) OBP: 0.192, SLG: 0.269	G4-3				2 BB 1B 3B		F8		4	1	1	1	0	0	0					
Inning Stats	R: 0 E: 0 K: 2 S: 10	H: 0 LOB: 2 BB: 2 P: 20	R: 0 E: 0 K: 1 S: 9	H: 1 LOB: 0 BB: 0 P: 10	R: 0 E: 0 K: 0 S: 7	H: 0 LOB: 0 BB: 0 P: 10	R: 0 E: 0 K: 0 S: 7	H: 1 LOB: 1 BB: 0 P: 12	R: 3 E: 0 K: 1 S: 14	H: 3 LOB: 0 BB: 0 P: 24	R: 4 E: 0 K: 1 S: 29	H: 5 LOB: 3 BB: 1 P: 42	R: 0 E: 0 K: 0 S: 11	H: 1 LOB: 0 BB: 0 P: 13	R: 0 E: 0 K: 1 S: 5	H: 0 LOB: 0 BB: 0 P: 7	1B: 5 2B: 1 3B: 2 HR: 3	SF: 0 SAC: 0 DP: 2 HBP: 0	WP: 0 PB: 0 SB: 2 CS: 0	PA: 37
PITCHER 34 Tom Koehler, R (1.1) ERA: 3.7 58 Ryan Webb, R (6.1) ERA: 3.41 67 Edgar Olmos, L (6.1) ERA: 43 Dan Jennings, L (8.1) ERA: 1.93	IP: 5.0 WLS: L BF: 23 H: 7 R: 5 ER: 4 SO: 4 BB: 1 IBB: 0 HBP: 0 BLK: 0 WP: 0 HR: 1 S: 56 P: 89 ERA: 7.20 WHIP: 1.800																			

Batter	1	2	3	4	5	6	7	8	9	AB	R	H	RBI	BB	SO	LOB	TOP			
9 Juan Pierre, L (1.7) OBP: 0.295, SLG: 0.286										4	0	1	0	0	0	0	Miami Marlins @ Philadelphia Phillies Citizens Bank Park, Philadelphia, PA Wed Jun 05 2013, 1:08 PM - 4:04 PM EDT Att: 38,643 - Cloudy - 79 F			
59 Ed Lucas, R (1.5) OBP: 0.600, SLG: 0.563										3	0	0	0	1	0	1				
51 Derek Dietrich, L (1.4) OBP: 0.298, SLG: 0.411										4	1	1	1	0	1	2				
48 Marcell Ozuna, R (1.9) OBP: 0.370, SLG: 0.473										4	0	0	0	0	3	2				
20 Justin Ruggiano, R (1.8) OBP: 0.289, SLG: 0.387										3	0	1	0	0	1	0				
18 Casey Kotchman, L (1.3)										4	0	0	0	0	1	2				
3 Adeiny Hechavarria, R (1.6) OBP: 0.237, SLG: 0.304										3	0	2	0	0	1	1				
6 Jeff Mathis, R (1.2) OBP: 0.100, SLG: 0.179										3	0	0	0	0	2	2				
44 AJ Ramos, R (7.1)										0	0	0	0	0	0	0				
58 Ryan Webb, R (8.1)										0	0	0	0	0	0	0				
33 Jacob Turner, R (1.1)										2	0	0	0	0	2	1				
21 Miguel Olivo, R (7.2) OBP: 0.243, SLG: 0.353										1	0	0	0	0	1	0				
Inning Stats	R: 0 H: 1 E: 0 K: 2 S: 13	H: 1 LOB: 0 BB: 0 P: 14	R: 0 H: 0 E: 0 K: 2 S: 10	H: 0 LOB: 0 BB: 0 P: 14	R: 0 H: 0 E: 0 K: 1 S: 12	H: 0 LOB: 0 BB: 0 P: 15	R: 1 H: 1 E: 0 K: 1 S: 10	H: 1 LOB: 0 BB: 0 P: 13	R: 0 H: 0 E: 0 K: 1 S: 13	H: 0 LOB: 1 BB: 0 P: 21	R: 0 H: 1 E: 0 K: 2 S: 12	H: 1 LOB: 1 BB: 0 P: 18	R: 0 H: 0 E: 0 K: 1 S: 9	H: 0 LOB: 0 BB: 0 P: 14	R: 0 H: 1 E: 0 K: 0 S: 7	H: 1 LOB: 0 BB: 0 P: 10	1B: 3 2B: 1 3B: 0 HR: 1	SF: 0 SAC: 0 DP: 0 HBP: 1	WP: 0 PB: 0 SB: 0 CS: 1	PA: 34
PITCHER	IP WLS BF H R ER SO BB IBB HBP BLK WP HR S P ERA WHIP																			
35 Cole Hamels, L (1.1) ERA: 4.38	7.0 W 26 4 1 1 11 1 0 1 0 0 0 1 81 108 1.29 0.714																			
30 Justin De Fratus, R (8.1) ERA: 2.35	1.0 3 0 0 0 1 0 0 0 0 0 0 0 9 14 0.00 0.000																			
40 Michael Stutes, R (9.1) ERA: 1.08	1.0 4 1 0 0 0 0 0 0 0 0 0 0 7 10 0.00 1.000																			

Batter	1	2	3	4	5	6	7	8	9	AB	R	H	RBI	BB	SO	LOB	BOTTOM			
2 Ben Revere, L (1.8) OBP: 0.290, SLG: 0.277										3	1	1	0	2	0	1	Miami Marlins @ Philadelphia Phillies Citizens Bank Park, Philadelphia, PA Wed Jun 05 2013, 1:08 PM - 4:04 PM EDT Att: 38,643 - Cloudy - 79 F			
10 Michael Young, R (1.5) OBP: 0.341, SLG: 0.348										4	0	1	0	0	1	5				
11 Jimmy Rollins, S (1.6) OBP: 0.333, SLG: 0.396										3	1	1	1	1	0	1				
6 Ryan Howard, L (1.3) OBP: 0.297, SLG: 0.443										4	1	1	2	0	0	4				
9 Domonic Brown, L (1.7) OBP: 0.320, SLG: 0.586										4	1	1	2	0	2	0				
15 John Mayberry Jr., R (1.9) OBP: 0.323, SLG: 0.447										4	1	1	0	0	1	1				
31 Erik Kratz, R (1.2) OBP: 0.308, SLG: 0.445										4	0	1	1	0	0	0				
13 Freddy Galvis, S (1.4) OBP: 0.302, SLG: 0.414										3	0	1	0	1	2	0				
35 Cole Hamels, L (1.1) ERA: 4.38										1	0	0	0	0	0	2				
3 Delmon Young, R (7.9) OBP: 0.296, SLG: 0.429										1	0	1	0	0	0	0				
16 Cesar Hernandez, S (7.9) OBP: 0.296, SLG: 0.429										0	1	0	0	0	0	0				
30 Justin De Fratus, S (8.1) ERA: 2.35										0	0	0	0	0	0	0				
19 Laynce Nix, L (8.9) OBP: 0.292, SLG: 0.332										0	0	0	0	1	0	0				
40 Michael Stutes, R (9.1) ERA: 1.08										0	0	0	0	0	0	0				
Inning Stats	R: 0 H: 0 E: 0 K: 1 S: 6	H: 2 LOB: 2 BB: 1 P: 28	R: 1 H: 1 E: 0 K: 0 S: 7	H: 1 LOB: 1 BB: 0 P: 12	R: 0 H: 0 E: 0 K: 1 S: 9	H: 0 LOB: 0 BB: 0 P: 15	R: 0 H: 1 E: 0 K: 0 S: 11	H: 1 LOB: 3 BB: 2 P: 21	R: 0 H: 0 E: 0 K: 2 S: 9	H: 0 LOB: 0 BB: 0 P: 12	R: 5 H: 5 E: 0 K: 1 S: 14	H: 5 LOB: 1 BB: 0 P: 26	R: 0 H: 0 E: 0 K: 1 S: 8	H: 0 LOB: 1 BB: 1 P: 16	R: 0 H: 0 E: 0 K: 1 S: 8	H: 0 LOB: 1 BB: 1 P: 16	1B: 6 2B: 1 3B: 1 HR: 1	SF: 0 SAC: 1 DP: 0 HBP: 0	WP: 0 PB: 0 SB: 2 CS: 1	PA: 37
PITCHER	IP WLS BF H R ER SO BB IBB HBP BLK WP HR S P ERA WHIP																			
33 Jacob Turner, R (1.1) ERA: 0.69	6.0 L 8 5 5 5 1 0 0 0 0 0 0 1 14 26 45.00 5.000																			
44 AJ Ramos, R (7.1) ERA: 4.85	1.0 4 0 0 0 1 1 0 0 0 0 0 0 8 16 0.00 1.000																			
58 Ryan Webb, R (8.1) ERA: 3.3	1.0 4 0 0 0 1 1 0 0 0 0 0 0 8 16 0.00 1.000																			

AB	31
R	1
H	5
RBI	1
BB	1
SO	12
LOB	11



AB	31
R	6
H	9
RBI	6
BB	5
SO	6
LOB	14



Batter	1	2	3	4	5	6	7	8	9	AB	R	H	RBI	BB	SO	LOB	TOP						
10 Michael Young, R OBP: 0.347, SLG: 0.354										5	1	3	0	0	0	1	Philadelphia Phillies @ Milwaukee Brewers Miller Park, Milwaukee, WI Thu Jun 06 2013, 7:12 PM - 10:12 PM CDT Att: 21,581 - Roof Closed - 70 F						
15 John Mayberry Jr., R OBP: 0.332, SLG: 0.451										5	1	3	1	0	0	2							
11 Jimmy Rollins, S OBP: 0.331, SLG: 0.392										5	0	1	0	0	0	4							
6 Ryan Howard, L OBP: 0.291, SLG: 0.436										3	0	0	1	0	2	1							
9 Dornon Brown, L OBP: 0.328, SLG: 0.587										3	1	2	0	1	0	0							
3 Delmon Young, R OBP: 0.293, SLG: 0.452										3	1	1	1	1	1	3							
2 Ben Revere, L OBP: 0.290, SLG: 0.277										0	0	0	0	0	0	0							
31 Erik Kratz, R OBP: 0.299, SLG: 0.432										4	0	0	1	0	0	3							
13 Freddy Galvis, S OBP: 0.300, SLG: 0.403										3	0	0	0	1	0	0							
50 Tyler Cloyd, R										2	1	0	0	1	0	2							
19 Laynce Nix, L OBP: 0.279, SLG: 0.319										0	0	0	0	0	0	0							
37 Mike Adams, R										0	0	0	0	0	0	0							
59 Antonio Bastardo, R										0	0	0	0	0	0	0							
Inning Stats	R: 2 H: 3 E: 0 K: 1 S: 17	L: 3 LOB: 2 BB: 1 P: 30	R: 1 H: 1 E: 0 K: 0 S: 14	L: 1 LOB: 1 BB: 2 P: 25	R: 1 H: 1 E: 0 K: 1 S: 12	L: 1 LOB: 2 BB: 2 P: 24	R: 0 H: 1 E: 0 K: 0 S: 6	L: 1 LOB: 1 BB: 0 P: 9	R: 1 H: 1 E: 0 K: 0 S: 7	L: 1 LOB: 0 BB: 0 P: 11	R: 0 H: 1 E: 0 K: 0 S: 12	L: 1 LOB: 1 BB: 0 P: 17	R: 0 H: 1 E: 0 K: 1 S: 9	L: 0 LOB: 0 BB: 0 P: 11	R: 0 H: 0 E: 0 K: 0 S: 8	L: 0 LOB: 0 BB: 0 P: 12	R: 0 H: 1 E: 0 K: 0 S: 6	L: 1 LOB: 0 BB: 0 P: 8	1B: 8 2B: 1 3B: 0 HR: 1	SF: 1 SAC: 0 DP: 1 HBP: 0	WP: 1 PB: 0 CS: 2	PA: 39	
PITCHER	IP WLS BF H R ER SO BB IBB HBP BLK WP HR S P ERA WHIP	IP WLS BF H R ER SO BB IBB HBP BLK WP HR S P ERA WHIP	IP WLS BF H R ER SO BB IBB HBP BLK WP HR S P ERA WHIP	IP WLS BF H R ER SO BB IBB HBP BLK WP HR S P ERA WHIP	IP WLS BF H R ER SO BB IBB HBP BLK WP HR S P ERA WHIP	IP WLS BF H R ER SO BB IBB HBP BLK WP HR S P ERA WHIP	IP WLS BF H R ER SO BB IBB HBP BLK WP HR S P ERA WHIP	IP WLS BF H R ER SO BB IBB HBP BLK WP HR S P ERA WHIP	IP WLS BF H R ER SO BB IBB HBP BLK WP HR S P ERA WHIP	IP WLS BF H R ER SO BB IBB HBP BLK WP HR S P ERA WHIP	IP WLS BF H R ER SO BB IBB HBP BLK WP HR S P ERA WHIP	IP WLS BF H R ER SO BB IBB HBP BLK WP HR S P ERA WHIP	IP WLS BF H R ER SO BB IBB HBP BLK WP HR S P ERA WHIP	IP WLS BF H R ER SO BB IBB HBP BLK WP HR S P ERA WHIP	IP WLS BF H R ER SO BB IBB HBP BLK WP HR S P ERA WHIP	IP WLS BF H R ER SO BB IBB HBP BLK WP HR S P ERA WHIP	IP WLS BF H R ER SO BB IBB HBP BLK WP HR S P ERA WHIP	IP WLS BF H R ER SO BB IBB HBP BLK WP HR S P ERA WHIP	IP WLS BF H R ER SO BB IBB HBP BLK WP HR S P ERA WHIP	IP WLS BF H R ER SO BB IBB HBP BLK WP HR S P ERA WHIP	IP WLS BF H R ER SO BB IBB HBP BLK WP HR S P ERA WHIP	IP WLS BF H R ER SO BB IBB HBP BLK WP HR S P ERA WHIP	IP WLS BF H R ER SO BB IBB HBP BLK WP HR S P ERA WHIP

Batter	1	2	3	4	5	6	7	8	9	AB	R	H	RBI	BB	SO	LOB	BOTTOM						
7 Norichika Aoki, L OBP: 0.365, SLG: 0.387										4	0	1	0	1	0	1	Philadelphia Phillies @ Milwaukee Brewers Miller Park, Milwaukee, WI Thu Jun 06 2013, 7:12 PM - 10:12 PM CDT Att: 21,581 - Roof Closed - 70 F						
9 Jean Segura, R OBP: 0.374, SLG: 0.532										4	0	1	0	0	0	2							
8 Ryan Braun, R OBP: 0.375, SLG: 0.510										2	1	1	0	2	0	1							
16 Aramis Ramirez, R OBP: 0.391, SLG: 0.495										3	0	1	0	1	0	2							
20 Jonathan Lucroy, R OBP: 0.304, SLG: 0.410										4	0	0	1	0	0	4							
27 Carlos Gómez, R OBP: 0.359, SLG: 0.565										4	0	0	0	0	0	2							
21 Juan Francisco, L OBP: 0.294, SLG: 0.379										3	0	1	0	1	1	2							
2 Scooter Gennett, L OBP: 0.273, SLG: 0.111										2	0	0	0	1	1	1							
23 Rickie Weeks Jr., R OBP: 0.294, SLG: 0.314										1	0	0	0	0	0	1							
60 Willy Peralta, R ERA: 3.68										1	0	0	0	0	0	1							
22 Logan Schafer, L OBP: 0.286, SLG: 0.392										1	0	0	0	0	0	0							
48 Donovan Hand, R ERA: 2.25										0	0	0	0	0	0	0							
3 Yuniesky Betancourt, R ERA: 3.92										0	0	0	0	0	0	0							
31 Burke Badenhop, R ERA: 3.25										0	0	0	0	0	0	0							
14 Jeff Bianchi, R OBP: 0.296, SLG: 0.356										1	0	0	0	0	1	1							
Inning Stats	R: 0 H: 1 E: 0 K: 0 S: 11	L: 0 LOB: 1 BB: 1 P: 20	R: 0 H: 1 E: 0 K: 1 S: 10	L: 0 LOB: 1 BB: 1 P: 17	R: 0 H: 1 E: 0 K: 0 S: 11	L: 1 LOB: 0 BB: 0 P: 16	R: 0 H: 0 E: 0 K: 1 S: 7	L: 0 LOB: 0 BB: 0 P: 8	R: 0 H: 0 E: 0 K: 0 S: 5	L: 0 LOB: 0 BB: 1 P: 10	R: 0 H: 1 E: 0 K: 0 S: 11	L: 1 LOB: 1 BB: 1 P: 20	R: 0 H: 1 E: 0 K: 0 S: 14	L: 1 LOB: 1 BB: 1 P: 22	R: 1 H: 0 E: 0 K: 0 S: 5	L: 0 LOB: 0 BB: 1 P: 13	R: 0 H: 1 E: 0 K: 1 S: 11	L: 1 LOB: 1 BB: 0 P: 14	1B: 5 2B: 0 3B: 0 HR: 0	SF: 0 SAC: 0 DP: 1 HBP: 0	WP: 0 PB: 0 CS: 0	PA: 37	
PITCHER	IP WLS BF H R ER SO BB IBB HBP BLK WP HR S P ERA WHIP	IP WLS BF H R ER SO BB IBB HBP BLK WP HR S P ERA WHIP	IP WLS BF H R ER SO BB IBB HBP BLK WP HR S P ERA WHIP	IP WLS BF H R ER SO BB IBB HBP BLK WP HR S P ERA WHIP	IP WLS BF H R ER SO BB IBB HBP BLK WP HR S P ERA WHIP	IP WLS BF H R ER SO BB IBB HBP BLK WP HR S P ERA WHIP	IP WLS BF H R ER SO BB IBB HBP BLK WP HR S P ERA WHIP	IP WLS BF H R ER SO BB IBB HBP BLK WP HR S P ERA WHIP	IP WLS BF H R ER SO BB IBB HBP BLK WP HR S P ERA WHIP	IP WLS BF H R ER SO BB IBB HBP BLK WP HR S P ERA WHIP	IP WLS BF H R ER SO BB IBB HBP BLK WP HR S P ERA WHIP	IP WLS BF H R ER SO BB IBB HBP BLK WP HR S P ERA WHIP	IP WLS BF H R ER SO BB IBB HBP BLK WP HR S P ERA WHIP	IP WLS BF H R ER SO BB IBB HBP BLK WP HR S P ERA WHIP	IP WLS BF H R ER SO BB IBB HBP BLK WP HR S P ERA WHIP	IP WLS BF H R ER SO BB IBB HBP BLK WP HR S P ERA WHIP	IP WLS BF H R ER SO BB IBB HBP BLK WP HR S P ERA WHIP	IP WLS BF H R ER SO BB IBB HBP BLK WP HR S P ERA WHIP	IP WLS BF H R ER SO BB IBB HBP BLK WP HR S P ERA WHIP	IP WLS BF H R ER SO BB IBB HBP BLK WP HR S P ERA WHIP	IP WLS BF H R ER SO BB IBB HBP BLK WP HR S P ERA WHIP	IP WLS BF H R ER SO BB IBB HBP BLK WP HR S P ERA WHIP	IP WLS BF H R ER SO BB IBB HBP BLK WP HR S P ERA WHIP



Batter	1	2	3	4	5	6	7	8	9	AB	R	H	RBI	BB	SO	LOB	TOP										
10 Michael Young, R OBP: 0.345, SLG: 0.349	G3		F8		G6-3		BB			3	0	0	0	1	0	0	Philadelphia Phillies @ Milwaukee Brewers Miller Park, Milwaukee, WI Fri Jun 07 2013, 7:11 PM - 10:27 PM CDT Att: 31,417 - Clear - 70 F										
15 John Mayberry Jr., R OBP: 0.331, SLG: 0.462	2B		P3		G4-3		K			4	1	1	0	0	1	1											
11 Jimmy Rollins, S OBP: 0.329, SLG: 0.390	1B		F9		K		F9			4	0	1	1	0	1	0											
6 Ryan Howard, L OBP: 0.295, SLG: 0.440 2 Ben Revere, L OBP: 0.290, SLG: 0.277	K				K		2B			3	0	1	0	0	2	1											
9 Domonic Brown, L OBP: 0.331, SLG: 0.588	F7				K		F7			0	0	0	0	0	0	0											
3 Delmon Young, R OBP: 0.300, SLG: 0.454 40 Michael Stutes, R 47 Jeremy Horst, L	1B				2B		G5-3			4	1	2	1	0	0	3											
31 Erik Kratz, R OBP: 0.298, SLG: 0.449	L9		HR		1B		P6			4	1	1	2	0	0	2											
13 Freddy Galvis, S OBP: 0.291, SLG: 0.390	K		K		K		P5			4	0	0	0	0	2	1											
33 Cliff Lee, L OBP: 0.280, SLG: 0.292 19 Laynce Nix, L OBP: 0.275, SLG: 0.315	K		K		G4-3		G6-3			3	0	0	0	0	1	1											
Inning Stats	R: 1 H: 2 E: 0 K: 1 S: 12	H: 2 LOB: 1 BB: 0 P: 17	R: 0 H: 1 E: 0 K: 2 S: 12	H: 1 LOB: 1 BB: 0 P: 15	R: 0 H: 0 E: 0 K: 0 S: 7	H: 0 LOB: 0 BB: 0 P: 13	R: 3 H: 3 E: 0 K: 2 S: 20	H: 3 LOB: 0 BB: 0 P: 25	R: 0 H: 0 E: 0 K: 1 S: 9	H: 0 LOB: 0 BB: 0 P: 14	R: 0 H: 1 E: 0 K: 0 S: 12	H: 1 LOB: 1 BB: 0 P: 17	R: 0 H: 0 E: 0 K: 1 S: 10	H: 0 LOB: 1 BB: 1 P: 19	R: 0 H: 0 E: 0 K: 0 S: 9	H: 0 LOB: 1 BB: 1 P: 18		R: 0 H: 0 E: 0 K: 1 S: 10	H: 0 LOB: 0 BB: 0 P: 17	1B: 3 2B: 3 3B: 0 HR: 1	SF: 0 SAC: 0 DP: 1 HBP: 1	WP: 1 PB: 0 SB: 0 CS: 0	PA: 36				
PITCHER	IP	WLS	BF	H	R	ER	SO	BB	IBB	HBP	BLK	WP	HR	S	P	ERA	WHIP										
45 Alfredo Figaro, R ERA: 4.08 59 John Axford, R ERA: 5.13 53 Brandon Kintzler, R ERA: 3.98 51 Michael Gonzalez, L ERA: 2.82 31 Burke Badenhop, R ERA: 3.18	5.1		23	7	4	4	6	0	0	0	0	1	1	66	93	6.75	1.312										
57 Francisco Rodriguez, R ERA: 0.96	1.0	W	3	0	0	0	1	0	0	0	0	0	0	10	19	0.00	0.000										



Batter	1	2	3	4	5	6	7	8	9	AB	R	H	RBI	BB	SO	LOB	BOTTOM										
7 Norichika Aoki, L OBP: 0.369, SLG: 0.389	1B		G3		FC5-2-6-1-2-5		BB		G3	4	1	2	0	1	0	1	Philadelphia Phillies @ Milwaukee Brewers Miller Park, Milwaukee, WI Fri Jun 07 2013, 7:11 PM - 10:27 PM CDT Att: 31,417 - Clear - 70 F										
9 Jean Segura, R OBP: 0.375, SLG: 0.538	1B		K		G1-3		E4		1B	5	2	2	1	0	1	3											
8 Ryan Braun, R OBP: 0.376, SLG: 0.507	K		1B		F8		K		1B	5	0	2	0	0	2	1											
16 Aramis Ramirez, R OBP: 0.383, SLG: 0.481	K		G3		F7		K		1B	5	0	1	1	0	2	3											
20 Jonathan Lucroy, R OBP: 0.303, SLG: 0.407	L8		G1-3		F8		P4		1B	4	0	1	0	0	0	2											
27 Carlos Gómez, R OBP: 0.362, SLG: 0.571	3B		L8		L8		E5		1B	3	1	1	0	1	0	1											
23 Rickie Weeks Jr., R OBP: 0.299, SLG: 0.316 2 Scooter Gennett, L OBP: 0.250, SLG: 0.100	BB		BB		K		B5		1B	2	1	1	0	1	1	0											
3 Yuniesky Betancourt, R OBP: 0.248, SLG: 0.369	K		K		G6-3		G6-3		1B	4	0	1	1	0	1	3											
45 Alfredo Figaro, R 69 John Axford, R 31 Aaron Laffey, L 83 Brandon Kintzler, R 51 Michael Gonzalez, R 31 Burke Badenhop, R 22 Logan Schafer, L 14 Jeff Bauman, R 57 Francisco Rodriguez, R	K		K		G4-3		P5		1B	2	0	0	0	0	1	3											
Inning Stats	R: 0 H: 1 E: 0 K: 2 S: 16	H: 1 LOB: 1 BB: 0 P: 18	R: 0 H: 1 E: 0 K: 2 S: 14	H: 1 LOB: 1 BB: 1 P: 23	R: 0 H: 2 E: 0 K: 1 S: 9	H: 2 LOB: 2 BB: 0 P: 11	R: 2 H: 2 E: 0 K: 0 S: 12	H: 2 LOB: 1 BB: 1 P: 21	R: 0 H: 0 E: 0 K: 2 S: 12	H: 0 LOB: 0 BB: 0 P: 16	R: 2 H: 1 E: 1 K: 2 S: 14	H: 1 LOB: 0 BB: 1 P: 21	R: 0 H: 0 E: 1 K: 0 S: 11	H: 0 LOB: 1 BB: 0 P: 17	R: 1 H: 3 E: 0 K: 0 S: 11	H: 3 LOB: 2 BB: 0 P: 14		1B: 8 2B: 1 3B: 2 HR: 0	SF: 0 SAC: 0 DP: 0 HBP: 0	WP: 0 PB: 0 SB: 2 CS: 0	PA: 40						
PITCHER	IP	WLS	BF	H	R	ER	SO	BB	IBB	HBP	BLK	WP	HR	S	P	ERA	WHIP										
33 Cliff Lee, L ERA: 2.55 40 Michael Stutes, R ERA: 1.0 47 Jeremy Horst, L ERA: 4.94	7.0		32	8	4	3	9	3	0	0	0	0	0	86	122	3.86	1.571										
	0.2		3	0	0	0	0	0	0	0	0	0	0	8	13	0.00	0.000										
	0.2	L	5	3	1	1	0	0	0	0	0	0	0	14	18	13.50	4.500										



Batter	1	2	3	4	5	6	7	8	9	AB	R	H	RBI	BB	SO	LOB	TOP					
10 Michael Young, R OBP: 0.353, SLG: 0.357										4	1	3	0	0	0	0	Philadelphia Phillies @ Milwaukee Brewers Miller Park, Milwaukee, WI Sat Jun 08 2013, 6:18 PM - 9:17 PM CDT Att: 38,267 - Partly Cloudy - G3 F					
28 Kevin Frandsen, R OBP: 0.383, SLG: 0.460										4	1	2	0	0	0	2						
11 Jimmy Rollins, S OBP: 0.332, SLG: 0.391										4	0	2	0	0	2	3						
3 Delmon Young, R OBP: 0.290, SLG: 0.438										4	0	0	0	0	2	6						
9 Dornic Brown, L OBP: 0.333, SLG: 0.604										4	1	2	3	0	0	2						
15 John Mayberry Jr., R OBP: 0.324, SLG: 0.452										3	0	0	0	0	1	2						
6 Ryan Howard, L OBP: 0.294, SLG: 0.438										1	0	0	0	0	0	1						
55 Joe Savery, L										0	0	0	0	0	0	0						
31 Erik Kratz, R OBP: 0.290, SLG: 0.436										4	0	0	0	0	2	0						
16 César Hernández, S OBP: 0.250, SLG: 0.286										4	0	1	0	0	2	0						
38 Kyle Kendrick, R OBP: 0.179, SLG: 0.250										2	0	0	0	0	1	1						
19 Laynce Nix, L OBP: 0.272, SLG: 0.311										1	0	0	0	0	0	0						
40 Michael Stutes, R										0	0	0	0	0	0	0						
2 Ben Revere, L OBP: 0.289, SLG: 0.275										1	0	0	0	0	0	0						
Inning Stats	R: 0 E: 0 K: 0 S: 12	H: 2 LOB: 1 BB: 0 P: 18	R: 1 E: 0 K: 1 S: 11	H: 2 LOB: 1 BB: 0 P: 19	R: 0 E: 0 K: 1 S: 12	H: 1 LOB: 1 BB: 0 P: 15	R: 0 E: 0 K: 1 S: 5	H: 0 LOB: 0 BB: 0 P: 6	R: 0 E: 0 K: 1 S: 6	H: 0 LOB: 0 BB: 0 P: 8	R: 0 E: 0 K: 1 S: 10	H: 2 LOB: 2 BB: 0 P: 13	R: 0 E: 0 K: 2 S: 10	H: 0 LOB: 0 BB: 0 P: 17	R: 2 E: 0 K: 2 S: 18	H: 3 LOB: 1 BB: 0 P: 20	R: 0 E: 0 K: 1 S: 10	H: 0 LOB: 0 BB: 0 P: 18	1B: 7 2B: 2 3B: 0 HR: 1	SF: 0 SAC: 0 DP: 1 HBP: 0	WP: 0 PB: 0 SB: 0 CS: 0	PA: 36
PITCHER	IP WLS BF H R ER SO BB IBB HBP BLK WP HR S P ERA WHIP																					
32 Tom Gorzelanny, L ERA: 2.05	4.0 0 16 5 1 1 3 0 0 0 0 0 1 40 58 2.25 1.250																					
63 Tyler Thornburg, R ERA: 4.94	2.0 W 8 2 0 0 2 0 0 0 0 0 0 0 16 21 0.00 1.000																					
59 John Axford, R ERA: 4.39	1.0 H 3 0 0 0 2 0 0 0 0 0 0 0 10 17 0.00 0.000																					
53 Brandon Kintzler, R ERA: 4.39	1.0 H 6 3 2 2 2 0 0 0 0 0 0 0 18 27 18.00 3.000																					
57 Francisco Rodríguez, R ERA: 0.87	1.0 S 3 0 0 0 1 0 0 0 0 0 0 0 10 18 0.00 0.000																					

AB	36
R	3
H	10
RBI	3
BB	0
SO	10
LOB	17



Batter	1	2	3	4	5	6	7	8	9	AB	R	H	RBI	BB	SO	LOB	BOTTOM			
7 Norichika Aoki, L OBP: 0.371, SLG: 0.397										3	0	1	0	1	0	0	Philadelphia Phillies @ Milwaukee Brewers Miller Park, Milwaukee, WI Sat Jun 08 2013, 6:18 PM - 9:17 PM CDT Att: 38,267 - Partly Cloudy - G3 F			
9 Jean Segura, R OBP: 0.376, SLG: 0.550										4	2	2	1	0	1	1				
8 Ryan Braun, R OBP: 0.382, SLG: 0.512										4	1	3	1	0	0	0				
16 Aramis Ramirez, R OBP: 0.387, SLG: 0.482										4	1	2	0	0	0	2				
20 Jonathan Lucroy, R OBP: 0.307, SLG: 0.411										3	0	1	1	1	1	1				
27 Carlos Gómez, R OBP: 0.360, SLG: 0.566										4	0	1	1	0	2	3				
23 Rickie Weeks Jr., R OBP: 0.289, SLG: 0.314										4	0	1	0	0	1	2				
21 Juan Francisco, L OBP: 0.282, SLG: 0.364										4	0	0	0	0	1	4				
32 Tom Gorzelanny, R ERA: 2.05											1	0	0	0	0	1		0		
63 Tyler Thornburg, R ERA: 4.94										1	0	0	0	0	0	0				
3 Yuniesky Betancourt, R OBP: 0.294, SLG: 0.391										1	0	0	0	0	0	2				
59 John Axford, R ERA: 4.39										0	0	0	0	0	0	0				
53 Brandon Kintzler, R ERA: 4.39										0	0	0	0	0	0	0				
14 Jeff Bianchi, R ERA: 0.87										1	0	0	0	0	0	0				
57 Francisco Rodríguez, R ERA: 0.87										0	0	0	0	0	0	0				
Inning Stats	R: 0 E: 0 K: 0 S: 11	H: 0 LOB: 0 BB: 0 P: 15	R: 0 E: 0 K: 2 S: 11	H: 2 LOB: 2 BB: 0 P: 15	R: 1 E: 0 K: 1 S: 12	H: 2 LOB: 1 BB: 0 P: 17	R: 0 E: 0 K: 1 S: 6	H: 0 LOB: 0 BB: 0 P: 8	R: 0 E: 0 K: 1 S: 11	H: 0 LOB: 1 BB: 1 P: 19	R: 2 E: 0 K: 1 S: 17	H: 4 LOB: 2 BB: 0 P: 25	R: 1 E: 0 K: 1 S: 16	H: 3 LOB: 2 BB: 1 P: 27	R: 0 E: 0 K: 0 S: 7	H: 0 LOB: 0 BB: 0 P: 10	1B: 8 2B: 1 3B: 1 HR: 1	SF: 0 SAC: 0 DP: 0 HBP: 0	WP: 1 PB: 0 SB: 1 CS: 0	PA: 36
PITCHER	IP WLS BF H R ER SO BB IBB HBP BLK WP HR S P ERA WHIP																			
38 Kyle Kendrick, R ERA: 3.22	6.0 L 27 8 3 3 3 0 0 0 0 0 1 0 68 99 4.50 1.500																			
40 Michael Stutes, R ERA: 1.8	1.0 6 3 1 1 1 1 0 0 0 0 1 0 16 27 9.00 4.000																			
55 Joe Savery, L ERA: 0.87	1.0 3 0 0 0 0 0 0 0 0 0 0 0 7 10 0.00 0.000																			

AB	34
R	4
H	11
RBI	4
BB	2
SO	7
LOB	15



Batter	1	2	3	4	5	6	7	8	9	AB	R	H	RBI	BB	SO	LOB	TOP										
10 Michael Young, R OBP: 0.352, SLG: 0.360	G4-3	G4-3						K		4	1	1	0	0	1	0	Philadelphia Phillies @ Minnesota Twins Target Field, Minneapolis, MN Wed Jun 12 2013, 7:12 PM - 10:06 PM CDT Att: 28,910 - Partly Cloudy - 74 F										
2 Ben Revere, L OBP: 0.296, SLG: 0.284	6 BB 9 SF7 11 1B		K				2B	11 1B		4	1	3	1	0	1	0											
11 Jimmy Rollins, S OBP: 0.328, SLG: 0.385	3 BB 1B		G4-3				F7	1B		4	1	2	0	0	0	1											
6 Ryan Howard, L OBP: 0.297, SLG: 0.431	3 1B		G6-3				G4-1	K		3	0	0	0	1	1	2											
9 Dornic Brown, L OBP: 0.319, SLG: 0.579	SF7						G4-3	K		3	0	0	1	0	1	2											
3 Delmon Young, R OBP: 0.280, SLG: 0.417	3-H 1B		K				G6-3			4	0	1	1	0	1	0											
15 John Mayberry Jr., R OBP: 0.314, SLG: 0.441	F8		K				K			4	0	0	0	0	2	2											
13 Freddy Galvis, S OBP: 0.280, SLG: 0.366		G3					G4-3	F8		4	0	0	0	0	0	0											
39 Steven Lerud, L		K					K	G4-1		3	0	0	0	0	2	0											
Inning Stats	R: 2 H: 3 E: 0 K: 0 S: 13	H: 3 LOB: 2 BB: 1 P: 22	R: 0 H: 0 E: 0 K: 1 S: 12	H: 0 LOB: 0 BB: 0 P: 19	R: 0 H: 0 E: 0 K: 1 S: 8	H: 0 LOB: 0 BB: 0 P: 13	R: 0 H: 0 E: 0 K: 2 S: 8	H: 0 LOB: 0 BB: 0 P: 13	R: 1 H: 2 E: 0 K: 1 S: 11	H: 2 LOB: 1 BB: 0 P: 19	R: 0 H: 0 E: 0 K: 1 S: 10	H: 0 LOB: 0 BB: 0 P: 13	R: 0 H: 0 E: 0 K: 1 S: 8	H: 0 LOB: 0 BB: 0 P: 13	R: 0 H: 2 E: 0 K: 2 S: 10	H: 2 LOB: 2 BB: 0 P: 12		R: 0 H: 0 E: 0 K: 0 S: 5	H: 0 LOB: 0 BB: 0 P: 8	1B: 6 2B: 1 3B: 0 HR: 0	SF: 1 SAC: 0 DP: 0 HBP: 0	WP: 0 PB: 0 SB: 0 CS: 0	PA: 35				
PITCHER	IP	WLS	BF	H	R	ER	SO	BB	IBB	HBP	BLK	WP	HR	S	P	ERA	WHIP										
37 Mike Pelfrey, R ERA: 6.12	7.0		27	5	3	3	7	1	0	0	0	0	0	70	112	3.86	0.857										
50 Casey Fien, R ERA: 4.29	0.1		3	2	0	0	1	0	0	0	0	0	0	5	7	0.00	6.000										
52 Brian Duensing, L ERA: 3.7	0.2	W	2	0	0	0	1	0	0	0	0	0	0	5	5	0.00	0.000										
15 Glen Perkins, L ERA: 2.55	1.0	S	3	0	0	0	0	0	0	0	0	0	0	5	8	0.00	0.000										

Batter	1	2	3	4	5	6	7	8	9	AB	R	H	RBI	BB	SO	LOB	BOTTOM										
8 Jamey Carroll, R OBP: 0.280, SLG: 0.240	F9							L1-6		4	0	1	0	0	0	3	Philadelphia Phillies @ Minnesota Twins Target Field, Minneapolis, MN Wed Jun 12 2013, 7:12 PM - 10:06 PM CDT Att: 28,910 - Partly Cloudy - 74 F										
27 Chris Parmelee, L OBP: 0.306, SLG: 0.347	1B									1	0	0	0	0	0	1											
7 Joe Mauer, L OBP: 0.416, SLG: 0.494	16 2B BB	F8								2	0	1	0	2	0	2											
9 Ryan Doumit, S OBP: 0.289, SLG: 0.418	L8		F7							4	0	0	0	0	0	3											
2 Brian Dozier, R OBP: 0.281, SLG: 0.322					G3			F8		0	0	0	0	0	0	0											
16 Josh Willingham, R OBP: 0.357, SLG: 0.424	P6		P6		F7			P6		4	0	1	0	0	0	2											
33 Justin Morneau, L OBP: 0.349, SLG: 0.387	2B		G4-3		G3			F8		3	0	0	0	1	0	2											
31 Oswaldo Arcia, L OBP: 0.330, SLG: 0.472	G3									4	3	3	0	0	0	3											
11 Clete Thomas, L OBP: 0.294, SLG: 0.412		8 1B 1B								4	1	4	2	0	0	0											
5 Eduardo Escobar, S OBP: 0.301, SLG: 0.359	F8									3	0	2	0	0	0	1											
25 Pedro Florimón, S OBP: 0.305, SLG: 0.342	K									4	0	0	1	0	2	6											
Inning Stats	R: 0 H: 1 E: 0 K: 0 S: 15	H: 2 LOB: 2 BB: 0 P: 19	R: 0 H: 0 E: 0 K: 0 S: 7	H: 0 LOB: 0 BB: 0 P: 14	R: 1 H: 3 E: 0 K: 1 S: 14	H: 3 LOB: 1 BB: 0 P: 18	R: 0 H: 0 E: 0 K: 0 S: 10	H: 0 LOB: 0 BB: 1 P: 19	R: 0 H: 2 E: 0 K: 0 S: 16	H: 2 LOB: 1 BB: 0 P: 22	R: 0 H: 1 E: 0 K: 0 S: 9	H: 1 LOB: 1 BB: 0 P: 14	R: 2 H: 3 E: 0 K: 0 S: 11	H: 3 LOB: 0 BB: 0 P: 15	1B: 8 2B: 5 3B: 0 HR: 0	SF: 0 SAC: 1 DP: 2 HBP: 0	WP: 1 PB: 0 SB: 0 CS: 0	PA: 37									
PITCHER	IP	WLS	BF	H	R	ER	SO	BB	IBB	HBP	BLK	WP	HR	S	P	ERA	WHIP										
50 Tyler Clouty, R ERA: 3.41	5.0		23	6	1	1	2	3	0	0	0	0	0	56	99	1.80	1.800										
55 Joe Savery, L ERA: 3.0	1.0	H	6	3	1	1	0	0	0	0	0	0	0	18	25	9.00	3.000										
40 Michael Stutes, R ERA: 1.65	0.2	H	2	0	0	0	0	0	0	0	0	0	0	6	10	0.00	0.000										
59 Antonio Bastardo, L ERA: 3.18	0.1	L	4	3	2	2	0	0	0	0	0	0	0	7	7	54.00	9.000										
30 Justin De Fratus, R ERA: 1.64	1.0		2	0	0	0	0	0	0	0	0	1	0	5	9	0.00	0.000										

Batter	1	2	3	4	5	6	7	8	9	AB	R	H	RBI	BB	SO	LOB	TOP			
2 Ben Revere, L (1, 8) OBP: 0.306, SLG: 0.304										6	2	4	0	0	0	1	Philadelphia Phillies @ Minnesota Twins Target Field, Minneapolis, MN Thu Jun 13 2013, 7:13 PM - 10:05 PM CDT Att: 28,519 - Partly Cloudy - 78 F			
10 Michael Young, R (1, 5) OBP: 0.333, SLG: 0.361										5	0	2	1	0	0	4				
11 Jimmy Rollins, S (1, 6) OBP: 0.326, SLG: 0.381										5	0	1	1	0	1	2				
6 Ryan Howard, L (1, 3) OBP: 0.303, SLG: 0.435										5	0	3	1	0	1	2				
9 Dornic Brown, L (1, 7) OBP: 0.324, SLG: 0.576										3	0	1	0	2	0	2				
3 Delmon Young, R (1, 10) OBP: 0.277, SLG: 0.408										5	0	1	0	0	2	7				
19 Laynce Nix, L (1, 9) 15 John Mayberry Jr., R (9, PR) OBP: 0.314, SLG: 0.441										5	0	2	0	0	1	4				
13 Freddy Galvis, S (1, 4) OBP: 0.277, SLG: 0.360										5	0	1	0	0	1	5				
12 Humberto Quintero, R (1, 2) 28 Kevin Frandsen, R (8, PH) 39 Steven Lerud, L (8, 2)										3	0	0	0	0	3	1				
Inning Stats	R: 1 H: 2 E: 1 K: 1 S: 20	H: 2 LOB: 2 BB: 0 P: 31	R: 0 H: 2 E: 0 K: 2 S: 12	H: 2 LOB: 2 BB: 0 P: 18	R: 0 H: 2 E: 0 K: 1 S: 13	H: 2 LOB: 2 BB: 0 P: 21	R: 0 H: 1 E: 0 K: 1 S: 14	H: 1 LOB: 1 BB: 0 P: 22	R: 0 H: 3 E: 0 K: 1 S: 9	H: 3 LOB: 2 BB: 0 P: 16	R: 0 H: 1 E: 0 K: 0 S: 6	H: 1 LOB: 1 BB: 0 P: 7	R: 2 H: 3 E: 0 K: 1 S: 11	H: 3 LOB: 2 BB: 1 P: 19	R: 0 H: 1 E: 0 K: 2 S: 12	H: 1 LOB: 1 BB: 0 P: 17		1B: 14 2B: 1 3B: 1 HR: 0	SF: 0 SAC: 0 DP: 1 HBP: 0	WP: 0 PB: 1 SB: 1 CS: 0
PITCHER	IP	WLS	BF	H	R	ER	SO	BB	IBB	HBP	BLK	WP	HR	S	P	ERA	WHIP			
30 Kevin Correia, R (1, 1) ERA: 3.97	5.0		26	8	1	1	6	1	0	0	0	0	0	70	112	1.80	1.800			
51 Anthony Swarzak, R (8, 1) ERA: 3.21	2.0		9	4	0	0	1	0	0	0	0	0	0	15	23	0.00	2.000			
61 Jared Burton, R (8, 1) ERA: 3.68	1.0	L	7	3	2	2	1	0	1	0	0	0	0	11	19	18.00	3.000			
20 Josh Roenicke, R (9, 1) ERA: 2.9	0.1		2	1	0	0	1	0	0	0	0	0	0	6	8	0.00	3.000			
56 Caleb Thielbar, L (9, 1) ERA:	0.2		2	0	0	0	1	0	0	0	0	0	0	6	9	0.00	0.000			

AB	44
R	3
H	16
RBI	3
BB	2
SO	10
LOB	29



Batter	1	2	3	4	5	6	7	8	9	AB	R	H	RBI	BB	SO	LOB	BOTTOM			
8 Jamey Carroll, R (1, 5) OBP: 0.274, SLG: 0.234 12 Chris Herrmann, L (9, PH) OBP: 0.533, SLG: 0.769										3	0	0	0	0	0	0	Philadelphia Phillies @ Minnesota Twins Target Field, Minneapolis, MN Thu Jun 13 2013, 7:13 PM - 10:05 PM CDT Att: 28,519 - Partly Cloudy - 78 F			
7 Joe Mauer, L (1, 2) OBP: 0.418, SLG: 0.492										3	1	1	0	1	1	0				
9 Ryan Doumit, S (1, 9) 27 Chris Parmelee, L (8, 9) OBP: 0.304, SLG: 0.345										3	1	1	0	0	0	1				
16 Josh Willingham, R (1, 10) OBP: 0.353, SLG: 0.417										3	0	0	0	0	1	2				
33 Justin Morneau, L (1, 3) OBP: 0.349, SLG: 0.390										3	0	1	2	0	0	0				
31 Oswaldo Arcia, L (1, 7) OBP: 0.322, SLG: 0.459										3	0	0	0	0	0	1				
11 Clete Thomas, L (1, 8) OBP: 0.250, SLG: 0.350										3	0	0	0	0	3	0				
2 Brian Dozier, R (1, 4) OBP: 0.276, SLG: 0.317										3	0	0	0	0	1	0				
5 Eduardo Escobar, S (1, 6) OBP: 0.293, SLG: 0.349										3	0	0	0	0	2	0				
Inning Stats	R: 0 H: 0 E: 0 K: 0 S: 9	H: 0 LOB: 0 BB: 0 P: 15	R: 0 H: 0 E: 0 K: 1 S: 9	H: 0 LOB: 0 BB: 0 P: 15	R: 0 H: 0 E: 0 K: 2 S: 10	H: 0 LOB: 0 BB: 0 P: 13	R: 0 H: 1 E: 0 K: 0 S: 10	H: 1 LOB: 0 BB: 0 P: 14	R: 0 H: 0 E: 0 K: 3 S: 10	H: 0 LOB: 0 BB: 0 P: 12	R: 2 H: 2 E: 0 K: 0 S: 15	H: 2 LOB: 1 BB: 1 P: 25	R: 0 H: 0 E: 0 K: 1 S: 7	H: 0 LOB: 0 BB: 0 P: 12	R: 0 H: 0 E: 0 K: 2 S: 10	H: 0 LOB: 0 BB: 0 P: 12		1B: 2 2B: 1 3B: 0 HR: 0	SF: 0 SAC: 0 DP: 1 HBP: 0	WP: 0 PB: 0 SB: 0 CS: 0
PITCHER	IP	WLS	BF	H	R	ER	SO	BB	IBB	HBP	BLK	WP	HR	S	P	ERA	WHIP			
33 Cliff Lee, L (1, 1) ERA: 2.55	7.0		24	3	2	2	6	1	0	0	0	0	0	68	101	2.57	0.571			
37 Mike Adams, R (8, 1) ERA: 4.03	1.0	H	3	0	0	0	1	0	0	0	0	0	0	7	12	0.00	0.000			
58 Jonathan Papelbon, R (9, 1) ERA: 1.52	1.0	S	3	0	0	0	2	0	0	0	0	0	0	10	12	0.00	0.000			

AB	29
R	2
H	3
RBI	2
BB	1
SO	9
LOB	4



Batter	1	2	3	4	5	6	7	8	9	AB	R	H	RBI	BB	SO	LOB	TOP				
2 Ben Revere, L OBP: 0.310, SLG: 0.309 63 Jake Diekmann, R										5	1	3	1	0	1	3					
10 Michael Young, R OBP: 0.355, SLG: 0.367										5	0	2	1	0	0	2					
11 Jimmy Rollins, S 55 Joe Savery, L 30 Justin De Fratus, S 19 Laynce Nix, L 3 Delmon Young, R										3	0	0	0	0	0	3					
6 Ryan Howard, L OBP: 0.311, SLG: 0.439										4	1	2	1	1	2	1					
9 Dornon Brown, L OBP: 0.321, SLG: 0.561										3	0	0	0	1	0	2					
15 John Mabrey Jr., R OBP: 0.321, SLG: 0.460										3	1	1	2	1	0	3					
13 Freddy Galvis, S OBP: 0.280, SLG: 0.382										3	0	0	0	1	0	1					
12 Humberto Quintero, R OBP: 0.321, SLG: 0.386										4	1	2	0	0	1	2					
44 Jonathan Pettibone, L 7 Michael Martínez, S 47 Jeremy Horst, L 28 Kevin Frandsen, R										1	0	0	0	0	0	1					
Inning Stats	R: 1 E: 0 K: 0 S: 13	H: 3 LOB: 2 BB: 1 P: 24	R: 1 E: 0 K: 0 S: 9	H: 2 LOB: 1 BB: 0 P: 16	R: 0 E: 0 K: 0 S: 14	H: 0 LOB: 1 BB: 1 P: 22	R: 0 E: 0 K: 1 S: 8	H: 0 LOB: 1 BB: 0 P: 14	R: 0 E: 0 K: 1 S: 9	H: 2 LOB: 1 BB: 0 P: 12	R: 0 E: 0 K: 1 S: 9	H: 0 LOB: 1 BB: 1 P: 14	R: 0 E: 0 K: 0 S: 20	H: 4 LOB: 2 BB: 0 P: 32	R: 0 E: 0 K: 1 S: 8	H: 0 LOB: 0 BB: 0 P: 12	1B: 7 2B: 3 3B: 0 HR: 1	SF: 0 SAC: 0 DP: 3 HBP: 1	WP: 1 PB: 0 SB: 2 CS: 0	PA: 40	
PITCHER	IP: 5.0 WLS: W BF: 22	H: 7 R: 2 ER: 2 SO: 1	BB: 3 IBB: 0 HBP: 0 BLK: 0	WP: 1 HR: 0 S: 50 P: 84	ERA: 3.60 WHIP: 2.000	IP: 2.0 WLS: 7 BF: 0	H: 0 R: 0 ER: 0 SO: 2	BB: 2 IBB: 0 HBP: 0 BLK: 0	WP: 0 HR: 18 S: 28 P: 28	ERA: 0.00 WHIP: 1.000	IP: 1.0 WLS: 8 BF: 4	H: 4 R: 3 ER: 3 SO: 0	BB: 0 IBB: 0 HBP: 1 BLK: 0	WP: 0 HR: 1 S: 32 P: 32	ERA: 27.00 WHIP: 4.000	IP: 1.0 WLS: 3 BF: 0	H: 0 R: 0 ER: 0 SO: 1	BB: 0 IBB: 0 HBP: 0 BLK: 0	WP: 0 HR: 8 S: 12 P: 12	ERA: 0.00 WHIP: 0.000	

Philadelphia Phillies @ Colorado Rockies
Coors Field, Denver, CO
Sat Jun 15 2013, 2:11 PM - 5:18 PM MDT
Att: 35,516 - Partly Cloudy - 77 F

AB	34
R	5
H	11
RBI	5
BB	5
SO	4
LOB	18



Batter	1	2	3	4	5	6	7	8	9	AB	R	H	RBI	BB	SO	LOB	BOTTOM				
14 Josh Rutledge, R OBP: 0.286, SLG: 0.357										6	0	0	0	0	2	9					
15 Jordan Pacheco, R OBP: 0.313, SLG: 0.360										5	1	1	0	0	0	0					
5 Carlos González, L OBP: 0.390, SLG: 0.641										4	1	2	1	1	1	0					
3 Michael Cuddyer, R OBP: 0.394, SLG: 0.588										4	2	2	1	1	0	2					
20 Wilin Rosario, R OBP: 0.287, SLG: 0.447										4	3	3	2	1	0	1					
21 Tyler Colvin, L OBP: 0.333, SLG: 0.696										5	2	2	2	0	2	3					
28 Nolan Arenado, R OBP: 0.303, SLG: 0.438										5	0	3	2	0	0	0					
9 DJ LeMahieu, R OBP: 0.348, SLG: 0.373										4	1	2	0	1	0	1					
32 Tyler Chatwood, R 0 Adam Ottavino, S 31 Chris Volstad, R 8 Yorvit Torrealba, R 88 Josh Outman, L										2	0	2	1	0	0	0					
Inning Stats	R: 6 E: 1 K: 0 S: 26	H: 7 LOB: 1 BB: 0 P: 38	R: 0 E: 0 K: 0 S: 5	H: 0 LOB: 0 BB: 1 P: 10	R: 1 E: 0 K: 1 S: 12	H: 3 LOB: 2 BB: 0 P: 18	R: 3 E: 0 K: 2 S: 21	H: 4 LOB: 3 BB: 2 P: 41	R: 0 E: 0 K: 0 S: 13	H: 1 LOB: 2 BB: 1 P: 22	R: 0 E: 1 K: 1 S: 10	H: 0 LOB: 1 BB: 0 P: 16	R: 0 E: 0 K: 0 S: 7	H: 1 LOB: 1 BB: 0 P: 10	R: 0 E: 0 K: 1 S: 18	H: 2 LOB: 2 BB: 0 P: 25	1B: 12 2B: 4 3B: 1 HR: 1	SF: 0 SAC: 1 DP: 1 HBP: 0	WP: 0 PB: 0 SB: 1 CS: 0	PA: 46	
PITCHER	IP: 3.0 WLS: L BF: 19	H: 10 R: 4 ER: 6 SO: 6	BB: 1 IBB: 0 HBP: 0 BLK: 0	WP: 0 HR: 21 S: 43 P: 41	ERA: 18.00 WHIP: 3.667	IP: 1.0 WLS: 9 BF: 4	H: 4 R: 3 ER: 3 SO: 2	BB: 0 IBB: 0 HBP: 0 BLK: 0	WP: 0 HR: 7 S: 38 P: 28	ERA: 0.00 WHIP: 1.000	IP: 1.0 WLS: 1 BF: 0	H: 0 R: 0 ER: 0 SO: 0	BB: 0 IBB: 0 HBP: 0 BLK: 0	WP: 0 HR: 1 S: 10 P: 10	ERA: 27.00 WHIP: 4.000	IP: 1.0 WLS: 3 BF: 0	H: 0 R: 0 ER: 0 SO: 1	BB: 0 IBB: 0 HBP: 0 BLK: 0	WP: 0 HR: 8 S: 12 P: 12	ERA: 0.00 WHIP: 0.000	

Philadelphia Phillies @ Colorado Rockies
Coors Field, Denver, CO
Sat Jun 15 2013, 2:11 PM - 5:18 PM MDT
Att: 35,516 - Partly Cloudy - 77 F

AB	41
R	10
H	18
RBI	9
BB	4
SO	5
LOB	16




Batter	1	2	3	4	5	6	7	8	9	AB	R	H	RBI	BB	SO	LOB	TOP			
2 Ben Revere, L (1,8) OBP: 0.309, SLG: 0.308	G6-3		L3			F7			1B	4	1	1	0	0	0	0				
28 Kevin Frandsen, R (1,4) OBP: 0.408, SLG: 0.460	G6-3			G6-3				1B	1B	4	0	1	0	0	0	1				
11 Jimmy Rollins, S (1,6) OBP: 0.324, SLG: 0.381	L8			G3			G3-6-3		2B	4	1	1	1	1	0	1				
6 Ryan Howard, L (1,3) OBP: 0.314, SLG: 0.440		G6-3			G4-3			1B	1B	4	0	2	1	0	0	0				
9 Dornic Brown, L (1,7)						P6			1B	4	0	1	0	0	1	2				
15 John Mayberry Jr., R (1,9) OBP: 0.315, SLG: 0.451	K					F8			K	3	0	0	0	0	2	1				
13 Freddy Galvis, S (1,5) OBP: 0.275, SLG: 0.374	F8					L4			L8	3	0	0	0	0	0	1				
12 Humberto Quintero, R (1,2) OBP: 0.271, SLG: 0.370				G5-3		F7			F9	2	0	0	0	0	0	0				
10 Michael Young, R (8,PH) OBP: 0.353, SLG: 0.366										1	0	0	0	0	0	0				
39 Steven Lerud, L (8,2)										0	0	0	0	0	0	0				
35 Cole Hamels, L (1,1) OBP: 0.083, SLG: 0.083										2	0	0	0	0	1	0				
30 Justin De Fratus, S (8,1)										0	0	0	0	0	0	0				
59 Antonio Bastardo, R (8,1)										0	0	0	0	0	0	0				
19 Laynce Nix, L (9,PH) OBP: 0.283, SLG: 0.329										1	0	0	0	0	0	0				
Inning Stats	R: 0 E: 0 K: 0 S: 7	H: 0 LOB: 0 BB: 0 P: 9	R: 0 E: 0 K: 1 S: 10	H: 1 LOB: 1 BB: 0 P: 12	R: 0 E: 0 K: 0 S: 6	H: 0 LOB: 0 BB: 0 P: 6	R: 0 E: 0 K: 0 S: 6	H: 0 LOB: 0 BB: 0 P: 10	R: 0 E: 0 K: 0 S: 7	H: 0 LOB: 0 BB: 0 P: 9	R: 0 E: 0 K: 0 S: 7	H: 2 LOB: 1 BB: 0 P: 9	R: 0 E: 0 K: 1 S: 9	H: 0 LOB: 0 BB: 0 P: 10	R: 2 E: 0 K: 1 S: 13	H: 3 LOB: 1 BB: 0 P: 16	1B: 5 2B: 1 3B: 0 HR: 0	SF: 0 SAC: 0 DP: 1 HBP: 0	WP: 0 PB: 0 SB: 0 CS: 0	PA: 32
PITCHER	IP WLS BF H R ER SO BB IBB HBP BLK WP HR S P ERA WHIP																			
45 Jhoulys Chacin, R (1,1) ERA: 4.26	8.2 W 31 6 2 2 3 0 0 0 0 0 0 69 86 2.08 0.692																			
49 Rex Brothers, L (9,1) ERA: 0.3	0.1 S 1 0 0 0 1 0 0 0 0 0 0 3 4 0.00 0.000																			

Philadelphia Phillies @ Colorado Rockies
Coors Field, Denver, CO
Sun Jun 16 2013, 2:11 PM - 4:29 PM MDT
Att: 45,186 - Cloudy - 68 F

livebaseballscorecards.com

AB 32
R 2
H 6
RBI 2
BB 0
SO 4
LOB 6




Batter	1	2	3	4	5	6	7	8	9	AB	R	H	RBI	BB	SO	LOB	BOTTOM			
Dexter Fowler, S (1,8) OBP: 0.397, SLG: 0.494	14 WP		G6-3			G5-3			FC5	4	0	1	0	0	0	3				
14 Josh Rutledge, R (1,6) OBP: 0.285, SLG: 0.351	F9		K			K			5 WP	3	1	0	0	1	2	1				
5 Carlos González, L (1,7) OBP: 0.391, SLG: 0.650	P5				G1-3				2B	4	2	2	2	0	0	1				
3 Michael Cuddyer, R (1,9) OBP: 0.396, SLG: 0.592	K				G5-3				1B	4	1	2	0	0	1	1				
20 Wilin Rosario, R (1,2) OBP: 0.291, SLG: 0.462		HR			P3				G5-3	4	1	2	1	0	0	2				
15 Jordan Pacheco, R (1,3) OBP: 0.304, SLG: 0.350		K				K			F9	4	0	0	1	0	2	3				
28 Nolan Arenado, R (1,5) OBP: 0.307, SLG: 0.441						P4			F4	3	0	1	1	1	0	2				
9 DJ LeMahieu, R (1,4) OBP: 0.344, SLG: 0.360			G6-4-3			L8			FC6-4	3	0	0	0	1	0	3				
45 Jhoulys Chacin, R (1,1) ERA: 4.4										3	0	1	0	0	2	0				
49 Rex Brothers, L (9,1) ERA: 0.3						K				0	0	0	0	0	0	0				
Inning Stats	R: 0 E: 0 K: 1 S: 14	H: 1 LOB: 1 BB: 0 P: 21	R: 1 E: 0 K: 1 S: 9	H: 1 LOB: 1 BB: 1 P: 16	R: 0 E: 0 K: 2 S: 11	H: 0 LOB: 0 BB: 0 P: 16	R: 0 E: 0 K: 0 S: 7	H: 0 LOB: 0 BB: 0 P: 11	R: 0 E: 0 K: 1 S: 9	H: 0 LOB: 0 BB: 0 P: 10	R: 0 E: 0 K: 2 S: 9	H: 0 LOB: 0 BB: 0 P: 12	R: 2 E: 0 K: 0 S: 14	H: 4 LOB: 3 BB: 1 P: 22	R: 2 E: 0 K: 0 S: 17	H: 3 LOB: 2 BB: 1 P: 24	1B: 5 2B: 2 3B: 0 HR: 2	SF: 0 SAC: 0 DP: 1 HBP: 0	WP: 2 PB: 0 SB: 0 CS: 0	PA: 35
PITCHER	IP WLS BF H R ER SO BB IBB HBP BLK WP HR S P ERA WHIP																			
35 Cole Hamels, L (1,1) ERA: 2.92	7.0 L 28 6 3 3 7 1 1 0 0 0 1 1 73 3.86 1.000																			
30 Justin De Fratus, R (8,1)	0.0 3 2 2 2 0 1 0 0 0 0 1 1 9 15 - -																			
59 Antonio Bastardo, L (8,1) ERA: 0.3	1.0 4 1 0 0 0 0 0 0 0 0 0 0 8 9 0.00 1.000																			

Philadelphia Phillies @ Colorado Rockies
Coors Field, Denver, CO
Sun Jun 16 2013, 2:11 PM - 4:29 PM MDT
Att: 45,186 - Cloudy - 68 F

livebaseballscorecards.com

AB 32
R 5
H 9
RBI 5
BB 3
SO 7
LOB 16



Batter	1	2	3	4	5	6	7	8	9	AB	R	H	RBI	BB	SO	LOB	TOP										
26 Jeff Kobernus, R OBP: 0.286, SLG: 0.167 33 Roger Bernadina, L (7, PH) OBP: 0.254, SLG: 0.288	G5-3	K	K	K			F7		K	3	0	0	0	0	2	3											
6 Anthony Rendon, R OBP: 0.417, SLG: 0.500	11 HBP 28 1B BB		K			G6-3		G5-3		3	1	0	0	1	1	0											
11 Ryan Zimmerman, R (1, 5) OBP: 0.351, SLG: 0.463	28 1B HBP					G6-3		G6-3	28 G6-3 20 1B 2B	3	1	2	0	0	0	0											
28 Jayson Werth, R OBP: 0.318, SLG: 0.414	20 G6-4-3 1B		K			G4-3		G6-3		4	0	1	1	0	1	2											
20 Ian Desmond, R OBP: 0.325, SLG: 0.478	G6-4-3		F8			G1-3				4	0	1	1	0	0	3											
14 Chris Marrero, R (1, 3) 46 Ian Krol, L (7, 1)	G5-3					P2		G4-3		3	0	0	0	0	0	0											
25 Adam LaRoche, L (8, PH) 36 Tyler Clippard, R (8, 1) 58 Fernando Abad, L (9, 1)						F7				0	0	0	0	0	0	0											
24 Kurt Suzuki, R OBP: 0.294, SLG: 0.321	15 FC1-5 1B		1B			2B		F8		4	1	2	0	0	0	0											
1 Steve Lombardozzi, S OBP: 0.239, SLG: 0.289	15 FC1-5 1B		2B			2B		L8		4	0	2	1	0	0	0											
15 Dan Haren, R OBP: 0.208, SLG: 0.292 18 Chad Tracy, L (7, PH) OBP: 0.188, SLG: 0.288	FC1-5		L8			L3		HR		2	0	0	0	0	0	3											
Inning Stats	R: 1 E: 0 K: 0 S: 9	H: 1 LOB: 1 BB: 1 P: 19	R: 0 E: 0 K: 1 S: 15	H: 2 LOB: 2 BB: 0 P: 22	R: 0 E: 0 K: 2 S: 12	H: 1 LOB: 1 BB: 0 P: 20	R: 1 E: 0 K: 1 S: 10	H: 2 LOB: 1 BB: 0 P: 16	R: 0 E: 0 K: 0 S: 8	H: 0 LOB: 0 BB: 0 P: 15	R: 0 E: 0 K: 0 S: 9	H: 0 LOB: 0 BB: 0 P: 12	R: 0 E: 0 K: 0 S: 6	H: 0 LOB: 0 BB: 0 P: 10	R: 1 E: 0 K: 0 S: 11	H: 2 LOB: 1 BB: 0 P: 17	R: 1 E: 0 K: 1 S: 12	H: 1 LOB: 0 BB: 0 P: 14	1B: 5 2B: 3 3B: 0 HR: 1	SF: 0 SAC: 0 DP: 1 HBP: 1	WP: 0 PB: 0 SB: 1 CS: 0	PA: 37					
PITCHER	IP	WLS	BF	H	R	ER	SO	BB	IBB	HBP	BLK	WP	HR	S	P	ERA	WHIP										
27 John Lannan, L (1, 1) ERA: 5.49 40 Michael Stutes, R (8, 1) ERA: 1.32 37 Mike Adams, R (8, 1) ERA: 4.13 59 Antonio Bastardo, L (8, 1) ERA: 3.0 58 Jonathan Papelbon, R (9, 1) ERA: 1.75	5.0		22	6	2	2	4	1	0	1	0	0	0	54	92	3.60	1.400										

Washington Nationals @ Philadelphia Phillies
Citizens Bank Park, Philadelphia, PA
Mon Jun 17 2013, 7:07 PM - 10:17 PM EDT
Att: 44,990 - Cloudy - 80 F

AB 35
R 4
H 9
RBI 4
BB 1
SO 5
LOB 12



Batter	1	2	3	4	5	6	7	8	9	AB	R	H	RBI	BB	SO	LOB	BOTTOM										
2 Ben Revere, L OBP: 0.311, SLG: 0.310	K		L4				G1-3		11 1B 9 1B 1B	5	2	2	0	0	1	0											
10 Michael Young, R OBP: 0.350, SLG: 0.371	G6-3		3B			G6-3		L8		5	1	1	0	0	0	2											
11 Jimmy Rollins, S OBP: 0.325, SLG: 0.379	G3		3B			P6		G3		4	1	1	0	1	0	1											
6 Ryan Howard, L OBP: 0.324, SLG: 0.460 7 Michael Martinez, S (8, PH) 58 Jonathan Papelbon, R (9, 1) 39 Steven Lerud, L (9, PH)	HR		3B			9B		12 HBP 9 1B 1B		3	1	3	2	1	0	0											
9 Dominic Brown, L OBP: 0.325, SLG: 0.555	F8		K			3 FC6-4 BB		12 HBP 1B		4	0	2	1	1	1	3											
3 Delmon Young, R OBP: 0.282, SLG: 0.415 15 John Mayberry Jr., R OBP: 0.313, SLG: 0.448	F9		2B			FC6-4		K		3	0	1	2	0	0	2											
28 Kevin Frandsen, R OBP: 0.405, SLG: 0.455 13 Freddy Galvis, S (8, 4)	12 1B 1B		F7			G5-3		F6		3	0	1	0	0	0	0											
12 Humberto Quintero, R OBP: 0.288, SLG: 0.367	1B		G5-3			F9				3	0	1	0	0	0	0											
27 John Lannan, L (1, 1) ERA: 5.72 40 Michael Stutes, R (8, 1) 37 Mike Adams, R (8, 1) 59 Antonio Bastardo, R (8, 1) 19 Laynce Nix, L (8, PH) OBP: 0.286, SLG: 0.328	P5		K			K		F9		2	0	0	0	0	1	2											
Inning Stats	R: 0 E: 0 K: 1 S: 8	H: 0 LOB: 0 BB: 0 P: 16	R: 1 E: 0 K: 0 S: 16	H: 3 LOB: 2 BB: 0 P: 27	R: 2 E: 0 K: 1 S: 10	H: 2 LOB: 2 BB: 2 P: 21	R: 0 E: 0 K: 1 S: 8	H: 0 LOB: 0 BB: 0 P: 15	R: 1 E: 0 K: 0 S: 13	H: 2 LOB: 2 BB: 1 P: 22	R: 0 E: 0 K: 0 S: 10	H: 0 LOB: 0 BB: 0 P: 14	R: 0 E: 0 K: 0 S: 12	H: 0 LOB: 0 BB: 0 P: 16	R: 0 E: 0 K: 2 S: 22	H: 2 LOB: 3 BB: 0 P: 28	R: 1 E: 0 K: 1 S: 16	H: 3 LOB: 2 BB: 0 P: 22	1B: 9 2B: 1 3B: 1 HR: 1	SF: 0 SAC: 0 DP: 0 HBP: 1	WP: 0 PB: 0 SB: 2 CS: 0	PA: 41					
PITCHER	IP	WLS	BF	H	R	ER	SO	BB	IBB	HBP	BLK	WP	HR	S	P	ERA	WHIP										
15 Dan Haren, R (1, 1) ERA: 5.72 46 Ian Krol, L (7, 1) ERA: 1.0 36 Tyler Clippard, R (8, 1) ERA: 2.48 58 Fernando Abad, L (9, 1) ERA: 1.69	6.0		27	7	4	4	3	3	0	0	0	0	0	65	115	6.00	1.667										

Washington Nationals @ Philadelphia Phillies
Citizens Bank Park, Philadelphia, PA
Mon Jun 17 2013, 7:07 PM - 10:17 PM EDT
Att: 44,990 - Cloudy - 80 F

AB 37
R 5
H 12
RBI 5
BB 3
SO 6
LOB 19




Batter	1	2	3	4	5	6	7	8	9	AB	R	H	RBI	BB	SO	LOB	TOP																																																																																																																																																																																																																																																																																																																																																																																																																																																																																																																																																																																																																					
2 Denard Span, L (1,8) OBP: 0.307, SLG: 0.344	G3		G4-3			G3		F7		4	0	0	0	0	0	0	Washington Nationals @ Philadelphia Phillies Citizens Bank Park, Philadelphia, PA Tue Jun 18 2013, 8:16 PM - 10:48 PM EDT Att: 38,188 - Drizzlie - 70 F																																																																																																																																																																																																																																																																																																																																																																																																																																																																																																																																																																																																																					
6 Anthony Rendon, R (1,4) OBP: 0.408, SLG: 0.485	K			K		28 FC5-4 1B		F9		4	0	1	0	0	2	0																																																																																																																																																																																																																																																																																																																																																																																																																																																																																																																																																																																																																						
11 Ryan Zimmerman, R (1,5) OBP: 0.349, SLG: 0.459	28 FC5-4 1B			K		K			P4	4	0	1	0	0	2	1																																																																																																																																																																																																																																																																																																																																																																																																																																																																																																																																																																																																																						
28 Jayson Werth, R (1,9) OBP: 0.317, SLG: 0.430	FC5-4			HR		FC5-4			F7	4	1	1	1	0	0	2																																																																																																																																																																																																																																																																																																																																																																																																																																																																																																																																																																																																																						
25 Adam LaRoche, L (1,3) OBP: 0.320, SLG: 0.419		P2		20 FC6-4 1B			L4		20 FC5-4 1B	4	0	2	0	0	0	0																																																																																																																																																																																																																																																																																																																																																																																																																																																																																																																																																																																																																						
20 Ian Desmond, R (1,6) OBP: 0.320, SLG: 0.471		K		FC6-4			K		FC5-4	4	0	0	0	0	2	2																																																																																																																																																																																																																																																																																																																																																																																																																																																																																																																																																																																																																						
24 Kurt Suzuki, R (1,2) OBP: 0.290, SLG: 0.315							F9		F7	3	0	0	0	0	0	0																																																																																																																																																																																																																																																																																																																																																																																																																																																																																																																																																																																																																						
1 Steve Lombardozzi, S (1,7) OBP: 0.234, SLG: 0.283			G1-3			G1-6-3			K	3	0	0	0	0	1	0																																																																																																																																																																																																																																																																																																																																																																																																																																																																																																																																																																																																																						
48 Ross Detwiler, R (1,1) OBP: 0.105, SLG: 0.056										2	0	0	0	0	0	2																																																																																																																																																																																																																																																																																																																																																																																																																																																																																																																																																																																																																						
35 Craig Stammen, R (7,1) OBP: 0.318, SLG: 0.368										0	0	0	0	0	0	0																																																																																																																																																																																																																																																																																																																																																																																																																																																																																																																																																																																																																						
26 Jeff Kobernus, R (8, PH) OBP: 0.318, SLG: 0.368										1	1	1	1	0	0	0																																																																																																																																																																																																																																																																																																																																																																																																																																																																																																																																																																																																																						
22 Drew Storen, S (8,1) OBP: 0.318, SLG: 0.368										0	0	0	0	0	0	0																																																																																																																																																																																																																																																																																																																																																																																																																																																																																																																																																																																																																						
Inning Stats	R: 0 H: 1 E: 0 K: 1 S: 12	H: 1 LOB: 1 BB: 0 P: 14	R: 0 H: 0 E: 0 K: 1 S: 8	H: 0 LOB: 0 BB: 0 P: 10	R: 0 H: 0 E: 0 K: 1 S: 11	H: 0 LOB: 0 BB: 0 P: 13	R: 1 H: 2 E: 0 K: 2 S: 11	H: 2 LOB: 1 BB: 0 P: 15	R: 0 H: 0 E: 0 K: 1 S: 5	H: 0 LOB: 0 BB: 0 P: 7	R: 0 H: 1 E: 0 K: 1 S: 9	H: 1 LOB: 1 BB: 0 P: 15	R: 0 H: 0 E: 0 K: 1 S: 15	H: 0 LOB: 0 BB: 0 P: 21	R: 1 H: 1 E: 0 K: 1 S: 11	H: 1 LOB: 0 BB: 0 P: 15	R: 0 H: 1 E: 0 K: 0 S: 8	H: 1 LOB: 1 BB: 0 P: 10	1B: 4 2B: 0 3B: 0 HR: 2	SF: 0 SAC: 0 DP: 0 HBP: 0	WP: 0 PB: 0 SB: 0 CS: 0	PA: 33																																																																																																																																																																																																																																																																																																																																																																																																																																																																																																																																																																																																																
PITCHER	IP WLS BF H R ER SO BB IBB HBP BLK WP HR S P ERA WHIP	8.0 W 29 5 2 2 9 0 0 0 0 0 2 82 110 2.25 0.625	1.0 S 4 1 0 0 0 0 0 0 0 0 0 8 10 0.00 1.000											IP WLS BF H R ER SO BB IBB HBP BLK WP HR S P ERA WHIP	8.0 L 26 7 4 4 4 0 0 0 0 0 0 10 12 0.00 1.000	1.0 S 4 1 0 0 1 0 0 0 0 0 0 11 17 0.00 1.000											IP WLS BF H R ER SO BB IBB HBP BLK WP HR S P ERA WHIP	6.0 L 26 7 4 4 4 0 0 0 0 0 0 10 12 0.00 1.000	1.0 S 4 1 0 0 1 0 0 0 0 0 0 11 17 0.00 1.000											IP WLS BF H R ER SO BB IBB HBP BLK WP HR S P ERA WHIP	6.0 L 26 7 4 4 4 0 0 0 0 0 0 10 12 0.00 1.000	1.0 S 4 1 0 0 1 0 0 0 0 0 0 11 17 0.00 1.000											IP WLS BF H R ER SO BB IBB HBP BLK WP HR S P ERA WHIP	6.0 L 26 7 4 4 4 0 0 0 0 0 0 10 12 0.00 1.000	1.0 S 4 1 0 0 1 0 0 0 0 0 0 11 17 0.00 1.000											IP WLS BF H R ER SO BB IBB HBP BLK WP HR S P ERA WHIP	6.0 L 26 7 4 4 4 0 0 0 0 0 0 10 12 0.00 1.000	1.0 S 4 1 0 0 1 0 0 0 0 0 0 11 17 0.00 1.000											IP WLS BF H R ER SO BB IBB HBP BLK WP HR S P ERA WHIP	6.0 L 26 7 4 4 4 0 0 0 0 0 0 10 12 0.00 1.000	1.0 S 4 1 0 0 1 0 0 0 0 0 0 11 17 0.00 1.000											IP WLS BF H R ER SO BB IBB HBP BLK WP HR S P ERA WHIP	6.0 L 26 7 4 4 4 0 0 0 0 0 0 10 12 0.00 1.000	1.0 S 4 1 0 0 1 0 0 0 0 0 0 11 17 0.00 1.000											IP WLS BF H R ER SO BB IBB HBP BLK WP HR S P ERA WHIP	6.0 L 26 7 4 4 4 0 0 0 0 0 0 10 12 0.00 1.000	1.0 S 4 1 0 0 1 0 0 0 0 0 0 11 17 0.00 1.000											IP WLS BF H R ER SO BB IBB HBP BLK WP HR S P ERA WHIP	6.0 L 26 7 4 4 4 0 0 0 0 0 0 10 12 0.00 1.000	1.0 S 4 1 0 0 1 0 0 0 0 0 0 11 17 0.00 1.000											IP WLS BF H R ER SO BB IBB HBP BLK WP HR S P ERA WHIP	6.0 L 26 7 4 4 4 0 0 0 0 0 0 10 12 0.00 1.000	1.0 S 4 1 0 0 1 0 0 0 0 0 0 11 17 0.00 1.000											IP WLS BF H R ER SO BB IBB HBP BLK WP HR S P ERA WHIP	6.0 L 26 7 4 4 4 0 0 0 0 0 0 10 12 0.00 1.000	1.0 S 4 1 0 0 1 0 0 0 0 0 0 11 17 0.00 1.000											IP WLS BF H R ER SO BB IBB HBP BLK WP HR S P ERA WHIP	6.0 L 26 7 4 4 4 0 0 0 0 0 0 10 12 0.00 1.000	1.0 S 4 1 0 0 1 0 0 0 0 0 0 11 17 0.00 1.000											IP WLS BF H R ER SO BB IBB HBP BLK WP HR S P ERA WHIP	6.0 L 26 7 4 4 4 0 0 0 0 0 0 10 12 0.00 1.000	1.0 S 4 1 0 0 1 0 0 0 0 0 0 11 17 0.00 1.000											IP WLS BF H R ER SO BB IBB HBP BLK WP HR S P ERA WHIP	6.0 L 26 7 4 4 4 0 0 0 0 0 0 10 12 0.00 1.000	1.0 S 4 1 0 0 1 0 0 0 0 0 0 11 17 0.00 1.000											IP WLS BF H R ER SO BB IBB HBP BLK WP HR S P ERA WHIP	6.0 L 26 7 4 4 4 0 0 0 0 0 0 10 12 0.00 1.000	1.0 S 4 1 0 0 1 0 0 0 0 0 0 11 17 0.00 1.000											IP WLS BF H R ER SO BB IBB HBP BLK WP HR S P ERA WHIP	6.0 L 26 7 4 4 4 0 0 0 0 0 0 10 12 0.00 1.000	1.0 S 4 1 0 0 1 0 0 0 0 0 0 11 17 0.00 1.000											IP WLS BF H R ER SO BB IBB HBP BLK WP HR S P ERA WHIP	6.0 L 26 7 4 4 4 0 0 0 0 0 0 10 12 0.00 1.000	1.0 S 4 1 0 0 1 0 0 0 0 0 0 11 17 0.00 1.000											IP WLS BF H R ER SO BB IBB HBP BLK WP HR S P ERA WHIP	6.0 L 26 7 4 4 4 0 0 0 0 0 0 10 12 0.00 1.000	1.0 S 4 1 0 0 1 0 0 0 0 0 0 11 17 0.00 1.000											IP WLS BF H R ER SO BB IBB HBP BLK WP HR S P ERA WHIP	6.0 L 26 7 4 4 4 0 0 0 0 0 0 10 12 0.00 1.000	1.0 S 4 1 0 0 1 0 0 0 0 0 0 11 17 0.00 1.000											IP WLS BF H R ER SO BB IBB HBP BLK WP HR S P ERA WHIP	6.0 L 26 7 4 4 4 0 0 0 0 0 0 10 12 0.00 1.000	1.0 S 4 1 0 0 1 0 0 0 0 0 0 11 17 0.00 1.000											IP WLS BF H R ER SO BB IBB HBP BLK WP HR S P ERA WHIP	6.0 L 26 7 4 4 4 0 0 0 0 0 0 10 12 0.00 1.000	1.0 S 4 1 0 0 1 0 0 0 0 0 0 11 17 0.00 1.000											IP WLS BF H R ER SO BB IBB HBP BLK WP HR S P ERA WHIP	6.0 L 26 7 4 4 4 0 0 0 0 0 0 10 12 0.00 1.000	1.0 S 4 1 0 0 1 0 0 0 0 0 0 11 17 0.00 1.000											IP WLS BF H R ER SO BB IBB HBP BLK WP HR S P ERA WHIP	6.0 L 26 7 4 4 4 0 0 0 0 0 0 10 12 0.00 1.000	1.0 S 4 1 0 0 1 0 0 0 0 0 0 11 17 0.00 1.000											IP WLS BF H R ER SO BB IBB HBP BLK WP HR S P ERA WHIP	6.0 L 26 7 4 4 4 0 0 0 0 0 0 10 12 0.00 1.000	1.0 S 4 1 0 0 1 0 0 0 0 0 0 11 17 0.00 1.000											IP WLS BF H R ER SO BB IBB HBP BLK WP HR S P ERA WHIP	6.0 L 26 7 4 4 4 0 0 0 0 0 0 10 12 0.00 1.000	1.0 S 4 1 0 0 1 0 0 0 0 0 0 11 17 0.00 1.000											IP WLS BF H R ER SO BB IBB HBP BLK WP HR S P ERA WHIP	6.0 L 26 7 4 4 4 0 0 0 0 0 0 10 12 0.00 1.000	1.0 S 4 1 0 0 1 0 0 0 0 0 0 11 17 0.00 1.000											IP WLS BF H R ER SO BB IBB HBP BLK WP HR S P ERA WHIP	6.0 L 26 7 4 4 4 0 0 0 0 0 0 10 12 0.00 1.000	1.0 S 4 1 0 0 1 0 0 0 0 0 0 11 17 0.00 1.000											IP WLS BF H R ER SO BB IBB HBP BLK WP HR S P ERA WHIP	6.0 L 26 7 4 4 4 0 0 0 0 0 0 10 12 0.00 1.000	1.0 S 4 1 0 0 1 0 0 0 0 0 0 11 17 0.00 1.000											IP WLS BF H R ER SO BB IBB HBP BLK WP HR S P ERA WHIP	6.0 L 26 7 4 4 4 0 0 0 0 0 0 10 12 0.00 1.000	1.0 S 4 1 0 0 1 0 0 0 0 0 0 11 17 0.00 1.000											IP WLS BF H R ER SO BB IBB HBP BLK WP HR S P ERA WHIP	6.0 L 26 7 4 4 4 0 0 0 0 0 0 10 12 0.00 1.000	1.0 S 4 1 0 0 1 0 0 0 0 0 0 11 17 0.00 1.000											IP WLS BF H R ER SO BB IBB HBP BLK WP HR S P ERA WHIP	6.0 L 26 7 4 4 4 0 0 0 0 0 0 10 12 0.00 1.000	1.0 S 4 1 0 0 1 0 0 0 0 0 0 11 17 0.00 1.000											IP WLS BF H R ER SO BB IBB HBP BLK WP HR S P ERA WHIP	6.0 L 26 7 4 4 4 0 0 0 0 0 0 10 12 0.00 1.000	1.0 S 4 1 0 0 1 0 0 0 0 0 0 11 17 0.00 1.000											IP WLS BF H R ER SO BB IBB HBP BLK WP HR S P ERA WHIP	6.0 L 26 7 4 4 4 0 0 0 0 0 0 10 12 0.00 1.000	1.0 S 4 1 0 0 1 0 0 0 0 0 0 11 17 0.00 1.000											IP WLS BF H R ER SO BB IBB HBP BLK WP HR S P ERA WHIP	6.0 L 26 7 4 4 4 0 0 0 0 0 0 10 12 0.00 1.000	1.0 S 4 1 0 0 1 0 0 0 0 0 0 11 17 0.00 1.000											IP WLS BF H R ER SO BB IBB HBP BLK WP HR S P ERA WHIP	6.0 L 26 7 4 4 4 0 0 0 0 0 0 10 12 0.00 1.000	1.0 S 4 1 0 0 1 0 0 0 0 0 0 11 17 0.00 1.000											IP WLS BF H R ER SO BB IBB HBP BLK WP HR S P ERA WHIP	6.0 L 26 7 4 4 4 0 0 0 0 0 0 10 12 0.00 1.000	1.0 S 4 1 0 0 1 0 0 0 0 0 0 11 17 0.00 1.000											IP WLS BF H R ER SO BB IBB HBP BLK WP HR S P ERA WHIP	6.0 L 26 7 4 4 4 0 0 0 0 0 0 10 12 0.00 1.000	1.0 S 4 1 0 0 1 0 0 0 0 0 0 11 17 0.00 1.000											IP WLS BF H R ER SO BB IBB HBP BLK WP HR S P ERA WHIP	6.0 L 26 7 4 4 4 0 0 0 0 0 0 10 12 0.00 1.000	1.0 S 4 1 0 0 1 0 0 0 0 0 0 11 17 0.00 1.000											IP WLS BF H R ER SO BB IBB HBP BLK WP HR S P ERA WHIP	6.0 L 26 7 4 4 4 0 0 0 0 0 0 10 12 0.00 1.000	1.0 S 4 1 0 0 1 0 0 0 0 0 0 11 17 0.00 1.000											IP WLS BF H R ER SO BB IBB HBP BLK WP HR S P ERA WHIP	6.0 L 26 7 4 4 4 0 0 0 0 0 0 10 12 0.00 1.000	1.0 S 4 1 0 0 1 0 0 0 0 0 0 11 17 0.00 1.000											IP WLS BF H R ER SO BB IBB HBP BLK WP HR S P ERA WHIP	6.0 L 26 7 4 4 4 0 0 0 0 0 0 10 12 0.00 1.000	1.0 S 4 1 0 0 1 0 0 0 0 0 0 11 17 0.00 1.000											IP WLS BF H R ER SO BB IBB HBP BLK WP HR S P ERA WHIP	6.0 L 26 7 4 4 4 0 0 0 0 0 0 10 12 0.00 1.000	1.0 S 4 1 0 0 1 0 0 0 0 0 0 11 17 0.00 1.000											IP WLS BF H R ER SO BB IBB HBP BLK WP HR S P ERA WHIP	6.0 L 26 7 4 4 4 0 0 0 0 0 0 10 12 0.00 1.000	1.0 S 4 1 0 0 1 0 0 0 0 0 0 11 17 0.00 1.000											IP WLS BF H R ER SO BB IBB HBP BLK WP HR S P ERA WHIP	6.0 L 26 7 4 4 4 0 0 0 0 0 0 10 12 0.00 1.000	1.0 S 4 1 0 0 1 0 0 0 0 0 0 11 17 0.00 1.000											IP WLS BF H R ER SO BB IBB HBP BLK WP HR S P ERA WHIP	6.0 L 26 7 4 4 4 0 0 0 0 0 0 10 12 0.00 1.000	1.0 S 4 1 0 0 1 0 0 0 0 0 0 11 17 0.00 1.000											IP WLS BF H R ER SO BB IBB HBP BLK WP HR S P ERA WHIP	6.0 L 26 7 4 4 4 0 0 0 0 0 0 10 12 0.00 1.000	1.0 S 4 1 0 0 1 0 0 0 0 0 0 11 17 0.00 1.000											IP WLS BF H R ER SO BB IBB HBP BLK WP HR S P ERA WHIP	6.0 L 26 7 4 4 4 0 0 0 0 0 0 10 12 0.00 1.000	1.0 S 4 1 0 0 1 0 0 0

Batter	1	2	3	4	5	6	7	8	9	AB R H RBI BB SO LOB	TOP														
22 Eric Young Jr., S OBP: 0.305, SLG: 0.369										5 2 3 1 0 0 1	New York Mets @ Philadelphia Phillies Citizens Bank Park, Philadelphia, PA Sun Jun 23 2013, 1:38 PM - 4:33 PM EDT Att: 44,951 - Cloudy - 87 F														
28 Daniel Murphy, L OBP: 0.312, SLG: 0.399										5 0 1 0 0 0 2															
5 David Wright, R OBP: 0.390, SLG: 0.533										5 2 4 2 0 0 2															
6 Marlon Byrd, R OBP: 0.315, SLG: 0.495										4 0 2 2 0 0 2															
13 Josh Satin, R OBP: 0.500, SLG: 0.364										3 1 0 0 2 0 3															
44 John Buck, R OBP: 0.276, SLG: 0.394										3 1 0 0 1 1 3															
12 Juan Lagares, R OBP: 0.248, SLG: 0.354										4 1 1 1 0 2 0															
3 Omar Quintanilla, L OBP: 0.315, SLG: 0.407										3 0 0 1 0 2 1															
33 Matt Harvey, R OBP: 0.139, SLG: 0.194										3 1 1 1 0 0 1															
32 LaTroy Hawkins, R OBP: 0.213, SLG: 0.214										0 0 0 0 0 0 0															
9 Kirk Nieuwenhuis, L OBP: 0.213, SLG: 0.214										1 0 0 0 0 1 0															
34 Brandon Lyon, R OBP: 0.213, SLG: 0.214										0 0 0 0 0 0 0															
Inning Stats	R: 1 E: 0 K: 0 S: 16	H: 2 LOB: 1 BB: 0 P: 22	R: 0 E: 0 K: 3 S: 9	H: 0 LOB: 0 BB: 0 P: 11	R: 0 E: 0 K: 0 S: 4	H: 1 LOB: 0 BB: 0 P: 7	R: 0 E: 0 K: 0 S: 5	H: 1 LOB: 1 BB: 0 P: 14	R: 3 E: 1 K: 0 S: 15	H: 3 LOB: 1 BB: 0 P: 22	R: 2 E: 0 K: 0 S: 10	H: 1 LOB: 1 BB: 2 P: 20	R: 1 E: 0 K: 0 S: 8	H: 2 LOB: 1 BB: 0 P: 17	R: 0 E: 0 K: 3 S: 10	H: 0 LOB: 0 BB: 0 P: 13	R: 1 E: 0 K: 0 S: 12	H: 2 LOB: 1 BB: 0 P: 19	1B: 3 2B: 7 3B: 1 HR: 1	SF: 2 SAC: 0 DP: 2 HBP: 0	WP: 0 PB: 0 SB: 0 CS: 0	PA: 41			
PITCHER	IP WLS BF H R ER SO BB IBB HBP BLK WP HR S P ERA WHIP	IP WLS BF H R ER SO BB IBB HBP BLK WP HR S P ERA WHIP	IP WLS BF H R ER SO BB IBB HBP BLK WP HR S P ERA WHIP	IP WLS BF H R ER SO BB IBB HBP BLK WP HR S P ERA WHIP	IP WLS BF H R ER SO BB IBB HBP BLK WP HR S P ERA WHIP	IP WLS BF H R ER SO BB IBB HBP BLK WP HR S P ERA WHIP	IP WLS BF H R ER SO BB IBB HBP BLK WP HR S P ERA WHIP	IP WLS BF H R ER SO BB IBB HBP BLK WP HR S P ERA WHIP	IP WLS BF H R ER SO BB IBB HBP BLK WP HR S P ERA WHIP	IP WLS BF H R ER SO BB IBB HBP BLK WP HR S P ERA WHIP	IP WLS BF H R ER SO BB IBB HBP BLK WP HR S P ERA WHIP	IP WLS BF H R ER SO BB IBB HBP BLK WP HR S P ERA WHIP	IP WLS BF H R ER SO BB IBB HBP BLK WP HR S P ERA WHIP	IP WLS BF H R ER SO BB IBB HBP BLK WP HR S P ERA WHIP	IP WLS BF H R ER SO BB IBB HBP BLK WP HR S P ERA WHIP	IP WLS BF H R ER SO BB IBB HBP BLK WP HR S P ERA WHIP	IP WLS BF H R ER SO BB IBB HBP BLK WP HR S P ERA WHIP	IP WLS BF H R ER SO BB IBB HBP BLK WP HR S P ERA WHIP	IP WLS BF H R ER SO BB IBB HBP BLK WP HR S P ERA WHIP	IP WLS BF H R ER SO BB IBB HBP BLK WP HR S P ERA WHIP	IP WLS BF H R ER SO BB IBB HBP BLK WP HR S P ERA WHIP	IP WLS BF H R ER SO BB IBB HBP BLK WP HR S P ERA WHIP	IP WLS BF H R ER SO BB IBB HBP BLK WP HR S P ERA WHIP	IP WLS BF H R ER SO BB IBB HBP BLK WP HR S P ERA WHIP	
27 John Lannan, L ERA: 5.84	5.0 L 25 8 6 4 3 3 0 0 0 0 0 0 54 89 7.20 2.200	5.0 L 25 8 6 4 3 3 0 0 0 0 0 0 54 89 7.20 2.200	5.0 L 25 8 6 4 3 3 0 0 0 0 0 0 54 89 7.20 2.200	5.0 L 25 8 6 4 3 3 0 0 0 0 0 0 54 89 7.20 2.200	5.0 L 25 8 6 4 3 3 0 0 0 0 0 0 54 89 7.20 2.200	5.0 L 25 8 6 4 3 3 0 0 0 0 0 0 54 89 7.20 2.200	5.0 L 25 8 6 4 3 3 0 0 0 0 0 0 54 89 7.20 2.200	5.0 L 25 8 6 4 3 3 0 0 0 0 0 0 54 89 7.20 2.200	5.0 L 25 8 6 4 3 3 0 0 0 0 0 0 54 89 7.20 2.200	5.0 L 25 8 6 4 3 3 0 0 0 0 0 0 54 89 7.20 2.200	5.0 L 25 8 6 4 3 3 0 0 0 0 0 0 54 89 7.20 2.200	5.0 L 25 8 6 4 3 3 0 0 0 0 0 0 54 89 7.20 2.200	5.0 L 25 8 6 4 3 3 0 0 0 0 0 0 54 89 7.20 2.200	5.0 L 25 8 6 4 3 3 0 0 0 0 0 0 54 89 7.20 2.200	5.0 L 25 8 6 4 3 3 0 0 0 0 0 0 54 89 7.20 2.200	5.0 L 25 8 6 4 3 3 0 0 0 0 0 0 54 89 7.20 2.200	5.0 L 25 8 6 4 3 3 0 0 0 0 0 0 54 89 7.20 2.200	5.0 L 25 8 6 4 3 3 0 0 0 0 0 0 54 89 7.20 2.200	5.0 L 25 8 6 4 3 3 0 0 0 0 0 0 54 89 7.20 2.200	5.0 L 25 8 6 4 3 3 0 0 0 0 0 0 54 89 7.20 2.200	5.0 L 25 8 6 4 3 3 0 0 0 0 0 0 54 89 7.20 2.200	5.0 L 25 8 6 4 3 3 0 0 0 0 0 0 54 89 7.20 2.200	5.0 L 25 8 6 4 3 3 0 0 0 0 0 0 54 89 7.20 2.200	5.0 L 25 8 6 4 3 3 0 0 0 0 0 0 54 89 7.20 2.200	
55 Joe Savery, L ERA: 2.57	2.0 8 2 1 1 0 0 0 0 0 0 0 13 24 4.50 1.000	2.0 8 2 1 1 0 0 0 0 0 0 0 13 24 4.50 1.000	2.0 8 2 1 1 0 0 0 0 0 0 0 13 24 4.50 1.000	2.0 8 2 1 1 0 0 0 0 0 0 0 13 24 4.50 1.000	2.0 8 2 1 1 0 0 0 0 0 0 0 13 24 4.50 1.000	2.0 8 2 1 1 0 0 0 0 0 0 0 13 24 4.50 1.000	2.0 8 2 1 1 0 0 0 0 0 0 0 13 24 4.50 1.000	2.0 8 2 1 1 0 0 0 0 0 0 0 13 24 4.50 1.000	2.0 8 2 1 1 0 0 0 0 0 0 0 13 24 4.50 1.000	2.0 8 2 1 1 0 0 0 0 0 0 0 13 24 4.50 1.000	2.0 8 2 1 1 0 0 0 0 0 0 0 13 24 4.50 1.000	2.0 8 2 1 1 0 0 0 0 0 0 0 13 24 4.50 1.000	2.0 8 2 1 1 0 0 0 0 0 0 0 13 24 4.50 1.000	2.0 8 2 1 1 0 0 0 0 0 0 0 13 24 4.50 1.000	2.0 8 2 1 1 0 0 0 0 0 0 0 13 24 4.50 1.000	2.0 8 2 1 1 0 0 0 0 0 0 0 13 24 4.50 1.000	2.0 8 2 1 1 0 0 0 0 0 0 0 13 24 4.50 1.000	2.0 8 2 1 1 0 0 0 0 0 0 0 13 24 4.50 1.000	2.0 8 2 1 1 0 0 0 0 0 0 0 13 24 4.50 1.000	2.0 8 2 1 1 0 0 0 0 0 0 0 13 24 4.50 1.000	2.0 8 2 1 1 0 0 0 0 0 0 0 13 24 4.50 1.000	2.0 8 2 1 1 0 0 0 0 0 0 0 13 24 4.50 1.000	2.0 8 2 1 1 0 0 0 0 0 0 0 13 24 4.50 1.000	2.0 8 2 1 1 0 0 0 0 0 0 0 13 24 4.50 1.000	
66 JC Ramirez, R ERA: 2.57	1.0 3 0 0 0 3 0 0 0 0 0 0 0 10 13 0.00 0.000	1.0 3 0 0 0 3 0 0 0 0 0 0 0 10 13 0.00 0.000	1.0 3 0 0 0 3 0 0 0 0 0 0 0 10 13 0.00 0.000	1.0 3 0 0 0 3 0 0 0 0 0 0 0 10 13 0.00 0.000	1.0 3 0 0 0 3 0 0 0 0 0 0 0 10 13 0.00 0.000	1.0 3 0 0 0 3 0 0 0 0 0 0 0 10 13 0.00 0.000	1.0 3 0 0 0 3 0 0 0 0 0 0 0 10 13 0.00 0.000	1.0 3 0 0 0 3 0 0 0 0 0 0 0 10 13 0.00 0.000	1.0 3 0 0 0 3 0 0 0 0 0 0 0 10 13 0.00 0.000	1.0 3 0 0 0 3 0 0 0 0 0 0 0 10 13 0.00 0.000	1.0 3 0 0 0 3 0 0 0 0 0 0 0 10 13 0.00 0.000	1.0 3 0 0 0 3 0 0 0 0 0 0 0 10 13 0.00 0.000	1.0 3 0 0 0 3 0 0 0 0 0 0 0 10 13 0.00 0.000	1.0 3 0 0 0 3 0 0 0 0 0 0 0 10 13 0.00 0.000	1.0 3 0 0 0 3 0 0 0 0 0 0 0 10 13 0.00 0.000	1.0 3 0 0 0 3 0 0 0 0 0 0 0 10 13 0.00 0.000	1.0 3 0 0 0 3 0 0 0 0 0 0 0 10 13 0.00 0.000	1.0 3 0 0 0 3 0 0 0 0 0 0 0 10 13 0.00 0.000	1.0 3 0 0 0 3 0 0 0 0 0 0 0 10 13 0.00 0.000	1.0 3 0 0 0 3 0 0 0 0 0 0 0 10 13 0.00 0.000	1.0 3 0 0 0 3 0 0 0 0 0 0 0 10 13 0.00 0.000	1.0 3 0 0 0 3 0 0 0 0 0 0 0 10 13 0.00 0.000	1.0 3 0 0 0 3 0 0 0 0 0 0 0 10 13 0.00 0.000	1.0 3 0 0 0 3 0 0 0 0 0 0 0 10 13 0.00 0.000	1.0 3 0 0 0 3 0 0 0 0 0 0 0 10 13 0.00 0.000
63 Jake Diekman, L ERA: 2.25	1.0 5 2 1 1 0 0 0 0 0 0 0 1 12 19 9.00 2.000	1.0 5 2 1 1 0 0 0 0 0 0 0 1 12 19 9.00 2.000	1.0 5 2 1 1 0 0 0 0 0 0 0 1 12 19 9.00 2.000	1.0 5 2 1 1 0 0 0 0 0 0 0 1 12 19 9.00 2.000	1.0 5 2 1 1 0 0 0 0 0 0 0 1 12 19 9.00 2.000	1.0 5 2 1 1 0 0 0 0 0 0 0 1 12 19 9.00 2.000	1.0 5 2 1 1 0 0 0 0 0 0 0 1 12 19 9.00 2.000	1.0 5 2 1 1 0 0 0 0 0 0 0 1 12 19 9.00 2.000	1.0 5 2 1 1 0 0 0 0 0 0 0 1 12 19 9.00 2.000	1.0 5 2 1 1 0 0 0 0 0 0 0 1 12 19 9.00 2.000	1.0 5 2 1 1 0 0 0 0 0 0 0 1 12 19 9.00 2.000	1.0 5 2 1 1 0 0 0 0 0 0 0 1 12 19 9.00 2.000	1.0 5 2 1 1 0 0 0 0 0 0 0 1 12 19 9.00 2.000	1.0 5 2 1 1 0 0 0 0 0 0 0 1 12 19 9.00 2.000	1.0 5 2 1 1 0 0 0 0 0 0 0 1 12 19 9.00 2.000	1.0 5 2 1 1 0 0 0 0 0 0 0 1 12 19 9.00 2.000	1.0 5 2 1 1 0 0 0 0 0 0 0 1 12 19 9.00 2.000	1.0 5 2 1 1 0 0 0 0 0 0 0 1 12 19 9.00 2.000	1.0 5 2 1 1 0 0 0 0 0 0 0 1 12 19 9.00 2.000	1.0 5 2 1 1 0 0 0 0 0 0 0 1 12 19 9.00 2.000	1.0 5 2 1 1 0 0 0 0 0 0 0 1 12 19 9.00 2.000	1.0 5 2 1 1 0 0 0 0 0 0 0 1 12 19 9.00 2.000	1.0 5 2 1 1 0 0 0 0 0 0 0 1 12 19 9.00 2.000	1.0 5 2 1 1 0 0 0 0 0 0 0 1 12 19 9.00 2.000	1.0 5 2 1 1 0 0 0 0 0 0 0 1 12 19 9.00 2.000

AB	36
R	8
H	12
RBI	8
BB	3
SO	6
LOB	15



Batter	1	2	3	4	5	6	7	8	9	AB R H RBI BB SO LOB	BOTTOM
11 Jimmy Rollins, S OBP: 0.326, SLG: 0.371										4 0 1 0 0 1 0	New York Mets @ Philadelphia Phillies Citizens Bank Park, Philadelphia, PA Sun Jun 23 2013, 1:38 PM - 4:33 PM EDT Att: 44,951 - Cloudy - 87 F
26 Chase Utley, L OBP: 0.326, SLG: 0.456										4 0 1 0 0 0 1	
10 Michael Young, R OBP: 0.351, SLG: 0.406										4 0 1 0 0 1 1	
6 Ryan Howard, L OBP: 0.335, SLG: 0.494										3 0 1 0 1 2 1	
9 Domonic Brown, L OBP: 0.321, SLG: 0.544										3 0 0 0 0 2 3	
3 Delmon Young, R OBP: 0.277, SLG: 0.390										3 0 0 0 0 0 3	
66 JC Ramirez, R ERA: 2.57										0 0 0 0 0 0 0	
63 Jake Diekman, R ERA: 2.25										0 0 0 0 0 0 0	
2 Ben Revere, L OBP: 0.310, SLG: 0.309										3 0 0 0 0 1 1	
12 Humberto Quintero, R OBP: 0.273, SLG: 0.346										3 0 0 0 0 0 0	
27 John Lannan, L ERA: 2.05										2 0 0 0 0 1 0	
55 Joe Savery, L ERA: 2.05										0 0 0 0 0 0 0	
15 John Mayberry Jr., R OBP: 0.306, SLG: 0.431										1 0 0 0 0 1 0	
Inning Stats	R: 0 E: 0 K: 1 S: 9	H: 0 LOB: 0 BB: 0 P: 11	R: 0 E: 0 K:								

Batter	1	2	3	4	5	6	7	8	9	AB R H RBI BB SO LOB	TOP									
11 Jimmy Rollins, S OBP: 0.325, SLG: 0.368	G3-1		10 1B 9 HR BB		26 1B 9 BB 1B	G4-3		G4-3		4 2 1 0 1 0 1	Philadelphia Phillies @ San Diego Padres Petco Park, San Diego, CA Tue Jun 25 2013, 7:10 PM - 10:11 PM PDT Att: 24,695 - Clear - 69 F livebaseballscorecards.com									
26 Chase Utley, L OBP: 0.335, SLG: 0.469	10 1B BB		K		9 BB 15 WP 6 BB 1B	E3		6 S BB	3 1 1 0 2 1 1											
10 Michael Young, R OBP: 0.346, SLG: 0.398	1-2		9 HR 1B		K	FC6-4		K	5 1 2 0 0 2 4											
6 Ryan Howard, L OBP: 0.324, SLG: 0.486	F8		K		15 WP 9 BB 15 SF8 BB	G5-3		K	4 1 0 0 1 2 5											
9 Dornic Brown, L OBP: 0.320, SLG: 0.544	F8		1-H 3-H HR		15 WP BB	F7		F8	4 1 1 4 1 0 3											
15 John Mayberry Jr., R OBP: 0.315, SLG: 0.443	2 SH2-3 1B		G5-3		2-H 3-H BB	P4			3 0 1 1 0 0 0											
2 Ben Revere, L OBP: 0.313, SLG: 0.306	SH2-3				51 CS BB	G6-3			1 0 0 0 2 0 0											
51 Carlos Ruiz, R OBP: 0.291, SLG: 0.284	K		G5-3		P3	G5-3		38 G5-3 1B	4 0 1 0 0 1 4											
38 Kyle Kendrick, R OBP: 0.167, SLG: 0.200	G5-3		G5-3		G5-3	K		G5-3	4 0 0 0 0 1 2											
59 Antonio Bastardo, R ERA: 2.7									0 0 0 0 0 0 0											
Inning Stats	R: 0 H: 1 E: 0 K: 0 S: 9	H: 1 LOB: 2 BB: 1 P: 20	R: 0 H: 1 E: 0 K: 1 S: 8	H: 1 LOB: 1 BB: 0 P: 11	R: 3 H: 2 E: 0 K: 2 S: 10	H: 2 LOB: 1 BB: 1 P: 21	R: 0 H: 0 E: 0 K: 0 S: 7	H: 0 LOB: 0 BB: 0 P: 13	R: 3 H: 2 E: 1 K: 1 S: 15	H: 2 LOB: 2 BB: 3 P: 33	R: 0 H: 0 E: 0 K: 1 S: 8	H: 0 LOB: 1 BB: 0 P: 13	R: 0 H: 1 E: 0 K: 0 S: 13	H: 1 LOB: 1 BB: 0 P: 18	R: 0 H: 0 E: 0 K: 2 S: 15	H: 0 LOB: 1 BB: 1 P: 22	1B: 6 2B: 0 3B: 0 HR: 1	SF: 1 SAC: 1 DP: 0 HBP: 0	WP: 1 PB: 0 SB: 2 CS: 1	PA: 41
PITCHER	IP WLS BF H R ER SO BB IBB HBP BLK WP HR S P ERA WHIP											IP WLS BF H R ER SO BB IBB HBP BLK WP HR S P ERA WHIP								
21 Jason Marquis, R ERA: 3.99	4.1 L 23 6 6 6 4 5 0 0 0 0 0 1 42 83 12.46 2.538																			
58 Brad Brach, R ERA: 4.34	0.2 3 0 0 0 0 1 0 0 0 0 1 0 7 15 0.00 1.500																			
38 Tyson Ross, R ERA: 2.41	2.0 7 0 0 0 1 0 0 0 0 0 0 0 15 24 0.00 0.000																			
55 Dale Thayer, R ERA: 3.63	1.0 4 1 0 0 0 0 0 0 0 0 0 0 13 18 0.00 1.000																			
40 Tommy Layne, L ERA: 2.7	1.0 4 0 0 0 2 1 0 0 0 0 0 0 15 22 0.00 1.000																			

Batter	1	2	3	4	5	6	7	8	9	AB R H RBI BB SO LOB	BOTTOM									
11 Logan Forsythe, R OBP: 0.306, SLG: 0.386	G6-3		K		K		K		K	5 0 0 0 0 4 5	Philadelphia Phillies @ San Diego Padres Petco Park, San Diego, CA Tue Jun 25 2013, 7:10 PM - 10:11 PM PDT Att: 24,695 - Clear - 69 F livebaseballscorecards.com									
25 Will Venable, L OBP: 0.297, SLG: 0.415	G3-1		B1-3		G5-3		F8			3 0 0 0 0 0 0										
38 Tyson Ross, R OBP: 0.125, SLG: 0.125	G3-1									0 0 0 0 0 0 0										
14 Mark Kotsay, L OBP: 0.276, SLG: 0.284										1 0 0 0 0 0 2										
55 Dale Thayer, R ERA: 3.63										0 0 0 0 0 0 0										
40 Tommy Layne, L ERA: 2.7										0 0 0 0 0 0 0										
18 Carlos Quentin, R OBP: 0.377, SLG: 0.485	1B		FC3-6 HBP							3 0 2 0 0 1 0										
Chase Headley, S OBP: 0.327, SLG: 0.354	G4-3		FC3-6					F8		4 0 0 0 0 1 3										
88 Kyle Blanks, R OBP: 0.359, SLG: 0.479			P4					P6		4 1 1 0 0 0 2										
12 Yasmani Grandal, S OBP: 0.348, SLG: 0.362			12 2B 5 G4-3 1B							3 0 2 0 0 1 0										
5 Alexi Amarista, L ERA: 3.48			5 G4-3 3 1B 2B							4 1 2 0 0 1 1										
15 Jesus Guzman, R OBP: 0.290, SLG: 0.349	G4-3		G4-3		F9			F8		4 1 2 0 0 1 1										
3 Pedro Ciriaco, R OBP: 0.315, SLG: 0.417			21 G3-1 21 S 1B		G5-3					3 0 0 1 0 0 1										
21 Jason Marquis, L OBP: 0.118, SLG: 0.118	G3-1				G4-3					1 0 0 0 0 0 0										
58 Brad Brach, R ERA: 4.34	G3-1									0 0 0 0 0 0 0										
13 Chris Denorfia, R OBP: 0.333, SLG: 0.383										3 0 1 0 0 1 2										
Inning Stats	R: 0 H: 1 E: 0 K: 0 S: 12	H: 3 LOB: 1 BB: 0 P: 19	R: 2 H: 3 E: 0 K: 1 S: 11	H: 3 LOB: 1 BB: 0 P: 16	R: 0 H: 0 E: 0 K: 0 S: 6	H: 0 LOB: 1 BB: 0 P: 8	R: 0 H: 0 E: 0 K: 0 S: 6	H: 0 LOB: 0 BB: 0 P: 6	R: 0 H: 1 E: 0 K: 2 S: 10	H: 1 LOB: 1 BB: 0 P: 16	R: 0 H: 2 E: 0 K: 1 S: 13	H: 2 LOB: 2 BB: 0 P: 19	R: 0 H: 0 E: 0 K: 1 S: 5	H: 0 LOB: 0 BB: 0 P: 7	R: 0 H: 2 E: 0 K: 2 S: 21	H: 2 LOB: 2 BB: 0 P: 30	1B: 7 2B: 2 3B: 0 HR: 0	SF: 0 SAC: 0 DP: 0 HBP: 1	WP: 0 PB: 0 SB: 1 CS: 0	PA: 37
PITCHER	IP WLS BF H R ER SO BB IBB HBP BLK WP HR S P ERA WHIP											IP WLS BF H R ER SO BB IBB HBP BLK WP HR S P ERA WHIP								
38 Kyle Kendrick, R ERA: 3.48	8.0 W 32 7 2 2 6 0 0 1 0 0 0 0 21 104 2.25 0.875																			
59 Antonio Bastardo, L ERA: 2.73	1.0 5 2 0 0 2 0 0 0 0 0 0 0 21 30 0.00 2.000																			



Batter	1	2	3	4	5	6	7	8	9	AB	R	H	RBI	BB	SO	LOB	TOP					
2 Ben Revere, L OBP: 0.316, SLG: 0.310										5	1	3	0	0	1	0	Philadelphia Phillies @ Los Angeles Dodgers Dodger Stadium, Los Angeles, CA Thu Jun 27 2013, 7:11 PM - 10:04 PM PDT Att: 51,037 - Clear - 78 F					
26 Chase Utley, L OBP: 0.341, SLG: 0.487										5	1	3	2	0	1	2						
11 Jimmy Rollins, S OBP: 0.321, SLG: 0.360										4	0	1	1	0	1	1						
6 Ryan Howard, L OBP: 0.321, SLG: 0.468										4	0	0	0	0	1	3						
9 Domic Brown, L OBP: 0.323, SLG: 0.552										4	1	1	1	0	1	0						
3 Delmon Young, R OBP: 0.301, SLG: 0.434										4	0	4	0	0	0	0						
15 John Mayberry Jr., R OBP: 0.310, SLG: 0.434										0	0	0	0	0	0	0						
28 Kevin Frandsen, R OBP: 0.381, SLG: 0.446										3	0	1	0	1	1	2						
12 Humberto Quintero, R OBP: 0.259, SLG: 0.327										3	0	0	0	0	0	4						
51 Carlos Ruiz, R OBP: 0.306, SLG: 0.295										1	0	0	0	0	0	0						
44 Jonathan Pettibone, L OBP: 0.240, SLG: 0.162										2	1	1	0	0	1	2						
19 Laynce Nix, L OBP: 0.258, SLG: 0.311										1	0	0	0	0	0	0						
30 Justin De Fratus, S OBP: 0.341, SLG: 0.395										1	0	0	0	0	0	0						
59 Antonio Bastardo, R OBP: 0.341, SLG: 0.395										1	0	0	0	0	0	0						
10 Michael Young, R OBP: 0.341, SLG: 0.395										1	0	0	0	0	0	0						
Inning Stats	R: 0 E: 0 K: 1 S: 8	H: 1 LOB: 1 BB: 0 P: 11	R: 1 E: 0 K: 1 S: 16	H: 2 LOB: 1 BB: 1 P: 29	R: 0 E: 0 K: 2 S: 7	H: 1 LOB: 0 BB: 0 P: 8	R: 0 E: 0 K: 1 S: 10	H: 1 LOB: 1 BB: 0 P: 17	R: 2 E: 0 K: 0 S: 9	H: 4 LOB: 1 BB: 0 P: 15	R: 0 E: 0 K: 0 S: 6	H: 2 LOB: 1 BB: 0 P: 10	R: 1 E: 0 K: 0 S: 7	H: 1 LOB: 0 BB: 0 P: 12	R: 0 E: 0 K: 2 S: 9	H: 1 LOB: 1 BB: 0 P: 14	R: 0 E: 0 K: 0 S: 13	H: 1 LOB: 1 BB: 0 P: 19	1B: 11 2B: 2 3B: 0 HR: 2	SF: 0 SAC: 0 DP: 3 HBP: 0	WP: 0 PB: 0 SB: 0 CS: 1	PA: 38
PITCHER	IP WLS BF H R ER SO BB IBB HBP BLK WP HR S P ERA WHIP																					
21 Zack Greinke, R ERA: 3.94	7.0 W 30 12 4 4 5 1 0 0 0 0 0 2 63 102 5.14 1.857																					
56 J.P. Howell, L ERA: 2.73	0.2 H 2 0 0 0 1 0 0 0 0 0 0 0 5 9 0.00 0.000																					
51 Ronald Belisario, R ERA: 4.37	0.1 H 2 1 0 0 1 0 0 0 0 0 0 0 4 5 0.00 3.000																					
74 Kenley Jansen, R ERA: 2.25	1.0 S 4 1 0 0 0 0 0 0 0 0 0 0 0 13 19 0.00 1.000																					

Batter	1	2	3	4	5	6	7	8	9	AB	R	H	RBI	BB	SO	LOB	BOTTOM					
3 Skip Schumaker, L OBP: 0.324, SLG: 0.290										3	0	0	0	1	2	4	Philadelphia Phillies @ Los Angeles Dodgers Dodger Stadium, Los Angeles, CA Thu Jun 27 2013, 7:11 PM - 10:04 PM PDT Att: 51,037 - Clear - 78 F					
56 J.P. Howell, L										0	0	0	0	0	0	0						
51 Ronald Belisario, R										0	0	0	0	0	0	0						
74 Kenley Jansen, S										0	0	0	0	0	0	0						
66 Yasiel Puig, R OBP: 0.457, SLG: 0.708										4	1	1	2	0	0	2						
23 Adrián González, L OBP: 0.352, SLG: 0.469										4	1	1	0	0	1	2						
27 Matt Kemp, R OBP: 0.307, SLG: 0.342										4	2	2	1	0	2	0						
16 Andre Ethier, L OBP: 0.334, SLG: 0.380										4	0	1	2	0	0	1						
17 A.J. Ellis, R OBP: 0.343, SLG: 0.357										2	1	0	1	1	0	1						
5 Juan Uribe, R OBP: 0.357, SLG: 0.397										4	1	1	0	0	1	1						
7 Nick Punto, S OBP: 0.333, SLG: 0.326										2	0	1	0	0	0	0						
21 Zack Greinke, R OBP: 0.385, SLG: 0.273										1	0	0	0	0	0	0						
13 Hanley Ramirez, R OBP: 0.423, SLG: 0.688										0	0	0	0	1	0	0						
Inning Stats	R: 3 E: 0 K: 0 S: 15	H: 3 LOB: 1 BB: 1 P: 26	R: 0 E: 0 K: 1 S: 10	H: 1 LOB: 0 BB: 0 P: 19	R: 0 E: 0 K: 2 S: 7	H: 0 LOB: 0 BB: 0 P: 11	R: 0 E: 0 K: 0 S: 6	H: 0 LOB: 0 BB: 0 P: 11	R: 0 E: 0 K: 1 S: 10	H: 0 LOB: 0 BB: 0 P: 13	R: 0 E: 0 K: 1 S: 10	H: 0 LOB: 0 BB: 0 P: 16	R: 2 E: 0 K: 1 S: 12	H: 2 LOB: 2 BB: 2 P: 21	R: 1 E: 0 K: 1 S: 8	H: 1 LOB: 0 BB: 0 P: 16	R: 1 E: 0 K: 0 S: 13	H: 1 LOB: 1 BB: 0 P: 19	1B: 5 2B: 2 3B: 0 HR: 0	SF: 1 SAC: 2 DP: 0 HBP: 0	WP: 0 PB: 0 SB: 3 CS: 0	PA: 34
PITCHER	IP WLS BF H R ER SO BB IBB HBP BLK WP HR S P ERA WHIP																					
44 Jonathan Pettibone, R ERA: 4.17	6.0 L 23 4 3 3 4 1 0 0 0 0 0 0 11 20 4.50 0.833																					
30 Justin De Fratus, R ERA: 4.2	0.2 L 6 2 2 2 1 1 1 0 0 0 0 0 0 9 20 27.00 4.500																					
59 Antonio Bastardo, L ERA: 2.93	1.1 5 1 1 1 1 0 0 0 0 0 0 0 9 17 6.75 0.750																					

Batter	1	2	3	4	5	6	7	8	9	AB	R	H	RBI	BB	SO	LOB	TOP								
10 Michael Young, R OBP: 0.346, SLG: 0.410	G3-1		1B			1B	K2-3			4	0	2	0	0	1	0									
26 Chase Utley, L OBP: 0.346, SLG: 0.510	BB		G4-3			FC6-4 1B		F8		3	1	0	0	1	0	2									
11 Jimmy Rollins, S OBP: 0.326, SLG: 0.361	K			P5		SF8 1B		G3		4	1	1	0	0	1	1									
6 Ryan Howard, L OBP: 0.319, SLG: 0.462	G3			K2-3		1B		1B		4	1	2	1	0	1	1									
9 Domonic Brown, L OBP: 0.320, SLG: 0.542	E9 1B			F8		SF8 1B		K		3	0	1	1	0	1	1									
3 Delmon Young, R OBP: 0.311, SLG: 0.437	G6-3			G4-3		E6 2B				3	0	1	1	0	0	0									
15 John Mayberry Jr., R OBP: 0.315, SLG: 0.448										1	0	1	0	0	0	0									
2 Ben Revere, L OBP: 0.325, SLG: 0.326	L7			G6-3		G4-3		G4-3		4	0	0	0	0	0	2									
51 Carlos Ruiz, R OBP: 0.324, SLG: 0.297			G3			HBP		F9		3	0	1	0	0	0	0									
44 Jonathan Pettibone, L ERA: 4.02																									
63 Jake Diekmann, R ERA: 4.5																									
48 Philippe Aumont, R ERA: 3.0																									
66 JC Ramirez, R ERA: 2.8																									
59 Antonio Bastardo, L ERA: 2.8																									
Inning Stats	R: 0 H: 0 E: 0 K: 1 S: 16	H: 0 LOB: 1 BB: 1 P: 23	R: 0 H: 1 E: 1 K: 0 S: 5	H: 1 LOB: 0 BB: 0 P: 10	R: 0 H: 1 E: 0 K: 1 S: 13	H: 1 LOB: 1 BB: 0 P: 15	R: 0 H: 0 E: 0 K: 1 S: 7	H: 0 LOB: 0 BB: 0 P: 10	R: 0 H: 0 E: 0 K: 1 S: 10	H: 0 LOB: 1 BB: 0 P: 14	R: 3 H: 4 E: 1 K: 0 S: 11	H: 4 LOB: 1 BB: 0 P: 18	R: 0 H: 0 E: 0 K: 1 S: 6	H: 0 LOB: 0 BB: 0 P: 9	R: 0 H: 1 E: 0 K: 1 S: 10	H: 1 LOB: 1 BB: 0 P: 12	R: 0 H: 2 E: 0 K: 1 S: 9	H: 2 LOB: 1 BB: 0 P: 12	1B: 7 2B: 2 3B: 0 HR: 0	SF: 1 SAC: 0 DP: 1 HBP: 0	WP: 1 PB: 0 SB: 0 CS: 0	PA: 36			
PITCHER	IP	WLS	BF	H	R	ER	SO	BB	IBB	HBP	BLK	WP	HR	S	P	ERA	WHIP								
58 Brandon Crompton, R (1, 1)	5.2	L	24	6	3	3	3	1	0	1	0	0	0	60	88	4.76	1.235								
37 Justin Wilson, L (6, 1)	1.1		4	0	0	0	1	0	0	0	0	0	0	8	11	0.00	0.000								
29 Bryan Morris, R (8, 1)	2.0		8	3	0	0	2	0	0	0	0	1	0	19	24	0.00	1.500								

Philadelphia Phillies @ Pittsburgh Pirates
PNC Park, Pittsburgh, PA
Tue Jul 02 2013, 7:07 PM - 10:11 PM EDT
Att: 30,301 - Partly Cloudy - 82 F

AB 33
R 3
H 9
RBI 3
BB 1
SO 6
LOB 9



Batter	1	2	3	4	5	6	7	8	9	AB	R	H	RBI	BB	SO	LOB	BOTTOM								
6 Starling Marte, R OBP: 0.341, SLG: 0.462	L6-3 1B		FC6-4 1B		G5-3		L9		F7	5	0	1	0	0	0	2									
55 Russell Martin, R OBP: 0.347, SLG: 0.414	L6-3		2B			BB		BB		1	0	0	0	3	0	1									
22 Andrew McCutchen, R OBP: 0.362, SLG: 0.491	BB		BB		BB	G4-6-3		F8		3	0	1	0	1	0	2									
46 Garrett Jones, L OBP: 0.306, SLG: 0.430	G3-1		K			HR		K		3	1	1	1	0	1	4									
2 Brandon Inge, R OBP: 0.227, SLG: 0.266										1	0	0	0	0	1	1									
24 Pedro Alvarez, L OBP: 0.307, SLG: 0.506		K		K		BB		BB		2	0	0	0	2	2	0									
18 Neil Walker, S OBP: 0.351, SLG: 0.386		K		G1-3		K		BB		4	0	1	0	0	2	1									
10 Jordy Mercer, R OBP: 0.331, SLG: 0.442	G5-3		G4-3					1B		4	0	1	0	0	1	3									
23 Travis Snider, L OBP: 0.301, SLG: 0.341	K		G4-3			1B		1B		4	0	1	0	0	1	0									
58 Brandon Crompton, R (1, 1)																									
37 Justin Wilson, L (6, 1)																									
14 Gaby Sanchez, R (7, PH)																									
29 Bryan Morris, L (8, 1)																									
19 Michael McKenry, R (9, PH)																									
Inning Stats	R: 0 H: 1 E: 0 K: 0 S: 8	H: 0 LOB: 0 BB: 0 P: 18	R: 0 H: 0 E: 0 K: 2 S: 8	H: 0 LOB: 0 BB: 0 P: 15	R: 0 H: 1 E: 1 K: 2 S: 21	H: 1 LOB: 3 BB: 1 P: 33	R: 0 H: 0 E: 0 K: 1 S: 7	H: 0 LOB: 0 BB: 0 P: 10	R: 0 H: 0 E: 0 K: 1 S: 8	H: 0 LOB: 0 BB: 0 P: 12	R: 1 H: 1 E: 0 K: 0 S: 11	H: 1 LOB: 1 BB: 2 P: 23	R: 0 H: 2 E: 0 K: 0 S: 11	H: 2 LOB: 1 BB: 0 P: 12	R: 0 H: 1 E: 0 K: 2 S: 17	H: 1 LOB: 3 BB: 2 P: 31	R: 0 H: 0 E: 0 K: 0 S: 7	H: 0 LOB: 0 BB: 0 P: 12	1B: 5 2B: 1 3B: 0 HR: 1	SF: 0 SAC: 0 DP: 2 HBP: 0	WP: 0 PB: 0 SB: 1 CS: 0	PA: 37			
PITCHER	IP	WLS	BF	H	R	ER	SO	BB	IBB	HBP	BLK	WP	HR	S	P	ERA	WHIP								
44 Jonathan Pettibone, R (1, 1)	5.2		22	3	1	1	6	3	0	0	0	0	0	58	102	1.59	1.059								
63 Jake Diekmann, L (6, 1)	0.1	H	2	0	0	0	1	1	0	0	0	0	0	5	9	0.00	3.000								
48 Philippe Aumont, R (7, 1)	1.0	H	4	2	0	0	0	0	0	0	0	0	0	11	12	0.00	2.000								
66 JC Ramirez, R (8, 1)	0.1	H	2	0	0	0	0	1	0	0	0	0	0	4	10	0.00	3.000								
59 Antonio Bastardo, L (8, 1)	0.1	H	3	1	0	0	1	1	0	0	0	0	0	9	16	0.00	6.000								
PITCHER	IP	WLS	BF	H	R	ER	SO	BB	IBB	HBP	BLK	WP	HR	S	P	ERA	WHIP								
30 Justin De Fratus, R (8, 1)	0.1		1	0	0	0	0	0	0	0	0	0	0	4	5	0.00	0.000								
58 Jonathan Papelbon, R (9, 1)	1.0	S	3	0	0	0	0	0	0	0	0	0	0	7	12	0.00	0.000								

Philadelphia Phillies @ Pittsburgh Pirates
PNC Park, Pittsburgh, PA
Tue Jul 02 2013, 7:07 PM - 10:11 PM EDT
Att: 30,301 - Partly Cloudy - 82 F

AB 31
R 1
H 6
RBI 1
BB 6
SO 9
LOB 15



Batter	1	2	3	4	5	6	7	8	9	AB	R	H	RBI	BB	SO	LOB	TOP			
10 Michael Young, R OBP: 0.341, SLG: 0.403										5	0	0	0	0	0	2	Philadelphia Phillies @ Pittsburgh Pirates PNC Park, Pittsburgh, PA Wed Jul 03 2013, 7:08 PM - 10:32 PM EDT Att: 33,197 - Partly Cloudy - 85 F			
26 Chase Utley, L OBP: 0.348, SLG: 0.510										4	0	1	0	1	1	2				
11 Jimmy Rollins, S OBP: 0.324, SLG: 0.361										5	1	1	0	0	1	1				
9 Dornic Brown, L OBP: 0.324, SLG: 0.553										5	2	3	2	0	0	1				
3 Delmon Young, R OBP: 0.319, SLG: 0.442										5	1	3	0	0	1	1				
15 John Mayberry Jr., R OBP: 0.310, SLG: 0.440										3	0	0	0	0	1	4				
6 Ryan Howard, L OBP: 0.319, SLG: 0.460										1	0	0	0	0	1	1				
2 Ben Revere, L OBP: 0.324, SLG: 0.325										4	0	1	1	0	0	2				
51 Carlos Ruiz, R OBP: 0.330, SLG: 0.298										3	1	1	0	1	1	0				
27 John Lannan, L OBP: 0.217, SLG: 0.245										1	0	0	0	1	0	3				
28 Kevin Frandsen, R OBP: 0.262, SLG: 0.447										1	0	1	1	0	0	0				
48 Philippe Aumont, L OBP: 0.262, SLG: 0.447										0	0	0	0	0	0	0				
63 Jake Diekman, L OBP: 0.262, SLG: 0.447										0	0	0	0	0	0	0				
19 Laynce Nix, L OBP: 0.262, SLG: 0.378										0	0	0	0	0	0	0				
55 Joe Savery, L OBP: 0.262, SLG: 0.378										0	0	0	0	0	0	0				
Inning Stats	R: 0 E: 0 K: 0 S: 9	H: 0 LOB: 0 BB: 0 P: 11	R: 0 E: 0 K: 0 S: 10	H: 1 LOB: 1 BB: 0 P: 16	R: 0 E: 0 K: 0 S: 6	H: 1 LOB: 2 BB: 1 P: 12	R: 1 E: 1 K: 1 S: 16	H: 3 LOB: 3 BB: 1 P: 25	R: 0 E: 0 K: 1 S: 8	H: 0 LOB: 1 BB: 1 P: 17	R: 2 E: 1 K: 1 S: 23	H: 3 LOB: 2 BB: 0 P: 38	R: 0 E: 0 K: 1 S: 10	H: 0 LOB: 0 BB: 0 P: 12	R: 2 E: 0 K: 1 S: 16	H: 2 LOB: 0 BB: 0 P: 21	1B: 8 2B: 2 3B: 0 HR: 1	SF: 0 SAC: 0 DP: 0 HBP: 0	WP: 1 PB: 0 SB: 0 CS: 0	PA: 41
PITCHER	IP	WLS	BF	H	R	ER	SO	BB	IBB	HBP	BLK	WP	HR	S	P	ERA	WHIP			
49 Jeff Locke, L ERA: 2.12	5.2	W	26	7	3	2	2	2	1	0	0	0	0	59	99	3.18	1.588			
37 Justin Wilson, L ERA: 2.11	0.1	H	3	1	0	0	1	0	0	0	0	0	0	13	20	0.00	3.000			
30 Jeanmar Gómez, R ERA: 2.7	1.0	H	4	1	0	0	1	0	0	0	0	1	0	10	17	0.00	1.000			
35 Mark Melancon, R ERA: 0.87	1.0	H	3	0	0	0	1	0	0	0	0	0	0	10	12	0.00	0.000			
39 Jason Grilli, R ERA: 2.15	1.0	S	5	2	2	2	1	0	0	0	0	0	1	16	21	18.00	2.000			

AB	38
R	5
H	11
RBI	4
BB	3
SO	6
LOB	17



Batter	1	2	3	4	5	6	7	8	9	AB	R	H	RBI	BB	SO	LOB	BOTTOM			
6 Starling Marte, R OBP: 0.339, SLG: 0.458										5	0	1	0	0	1	6	Philadelphia Phillies @ Pittsburgh Pirates PNC Park, Pittsburgh, PA Wed Jul 03 2013, 7:08 PM - 10:32 PM EDT Att: 33,197 - Partly Cloudy - 85 F			
10 Jordy Mercer, R OBP: 0.320, SLG: 0.427										5	0	0	0	0	0	1				
22 Andrew McCutchen, R OBP: 0.371, SLG: 0.472										3	2	3	0	2	0	0				
14 Gaby Sanchez, R OBP: 0.350, SLG: 0.427										3	2	1	0	1	2	3				
55 Russell Martin, R OBP: 0.350, SLG: 0.420										4	1	2	2	0	2	4				
24 Pedro Alvarez, L OBP: 0.309, SLG: 0.517										4	1	2	3	0	2	3				
31 Jose Tabata, R OBP: 0.333, SLG: 0.490										4	0	1	0	0	1	1				
30 Jeanmar Gómez, R OBP: 0.091, SLG: 0.091										0	0	0	0	0	0	0				
35 Mark Melancon, R ERA: 0.82										0	0	0	0	0	0	0				
39 Jason Grilli, R ERA: 2.15										0	0	0	0	0	0	0				
18 Neil Walker, S OBP: 0.354, SLG: 0.388										4	0	2	0	0	1	0				
49 Jeff Locke, L OBP: 0.133, SLG: 0.071										2	0	1	0	1	1	3				
37 Justin Wilson, L ERA: 2.11										0	0	0	0	0	0	0				
23 Travis Snider, L OBP: 0.300, SLG: 0.340										1	0	0	0	0	1	0				
Inning Stats	R: 0 E: 0 K: 2 S: 13	H: 1 LOB: 2 BB: 1 P: 20	R: 0 E: 0 K: 1 S: 8	H: 3 LOB: 0 BB: 0 P: 12	R: 0 E: 0 K: 2 S: 11	H: 1 LOB: 2 BB: 1 P: 20	R: 0 E: 0 K: 0 S: 12	H: 0 LOB: 1 BB: 1 P: 20	R: 4 E: 0 K: 0 S: 14	H: 6 LOB: 2 BB: 0 P: 21	R: 2 E: 0 K: 2 S: 11	H: 2 LOB: 1 BB: 0 P: 23	R: 0 E: 0 K: 3 S: 9	H: 0 LOB: 0 BB: 0 P: 12	R: 0 E: 0 K: 1 S: 13	H: 0 LOB: 1 BB: 1 P: 21	1B: 10 2B: 2 3B: 1 HR: 1	SF: 0 SAC: 0 DP: 2 HBP: 1	WP: 1 PB: 0 SB: 1 CS: 1	PA: 40
PITCHER	IP	WLS	BF	H	R	ER	SO	BB	IBB	HBP	BLK	WP	HR	S	P	ERA	WHIP			
27 John Lannan, L ERA: 5.15	5.0	L	28	11	4	4	4	3	0	0	0	0	0	5	12	54.00	6.000			
48 Philippe Aumont, R ERA: 3.93	0.1		4	2	2	2	0	0	0	1	0	0	0	5	12	54.00	6.000			
63 Jake Diekman, L ERA: 0.82	1.2		5	0	0	0	5	0	0	0	0	1	0	15	23	0.00	0.000			
55 Joe Savery, L ERA: 1.8	1.0		3	0	0	0	1	1	0	0	0	0	0	13	21	0.00	1.000			

AB	35
R	6
H	13
RBI	5
BB	4
SO	11
LOB	21



Batter	1	2	3	4	5	6	7	8	9	AB	R	H	RBI	BB	SO	LOB	TOP												
2 Ben Revere, L OBP: 0.329, SLG: 0.330										5	0	3	2	0	0	4	Philadelphia Phillies @ Pittsburgh Pirates PNC Park, Pittsburgh, PA Thu Jul 04 2013, 1:39 PM - 4:37 PM EDT Att: 35,328 - Partly Cloudy - 86 F												
26 Chase Utley, L OBP: 0.349, SLG: 0.521										5	0	2	0	0	1	4													
11 Jimmy Rollins, S OBP: 0.325, SLG: 0.362										5	0	2	0	0	2	3													
6 Ryan Howard, L OBP: 0.319, SLG: 0.457										4	1	1	0	1	1	2													
9 Domonic Brown, L OBP: 0.326, SLG: 0.549										4	1	1	0	1	1	1													
3 Delmon Young, R OBP: 0.323, SLG: 0.443										4	1	2	0	0	1	1													
15 John Mayberry Jr., R OBP: 0.308, SLG: 0.438										4	1	1	0	0	0	2													
28 Kevin Frandsen, R OBP: 0.387, SLG: 0.440										3	1	1	1	0	0	1													
4 John McDonald, R OBP: 0.178, SLG: 0.100										0	0	0	0	0	0	0													
51 Carlos Ruiz, R OBP: 0.339, SLG: 0.309										3	1	2	2	0	0	0													
35 Cole Hamels, L OBP: 0.107, SLG: 0.074										1	0	0	0	0	1	0													
10 Michael Young, R OBP: 0.340, SLG: 0.463										0	0	0	1	0	0	0													
30 Justin De Fratus, S OBP: 0.309, SLG: 0.433										0	0	0	0	0	0	0													
58 Jonathan Papelbon, R OBP: 0.343, SLG: 0.417										0	0	0	0	0	0	0													
Inning Stats	R: 0 H: 2 E: 0 K: 1 S: 10	H: 2 BB: 0 P: 13	R: 0 H: 1 E: 0 K: 1 S: 8	H: 1 LOB: 1 P: 9	R: 0 H: 2 E: 0 K: 2 S: 12	H: 2 BB: 0 P: 15	R: 0 H: 0 E: 0 K: 0 S: 4	H: 0 LOB: 0 P: 8	R: 1 H: 2 E: 1 K: 0 S: 9	H: 2 LOB: 1 BB: 0 P: 15	R: 4 H: 4 E: 0 K: 1 S: 24	H: 4 LOB: 2 BB: 1 P: 39	R: 0 H: 1 E: 0 K: 0 S: 9	H: 1 LOB: 2 BB: 0 P: 16	R: 0 H: 1 E: 0 K: 1 S: 8	H: 1 LOB: 2 BB: 1 P: 15	1B: 12 2B: 1 3B: 1 HR: 0	SF: 1 SAC: 2 DP: 1 HBP: 2	WP: 0 PB: 0 SB: 0 CS: 2	PA: 43									
PITCHER	IP: 5.1 WLS: L BF: 23 ERA: 3.94	WLS: B BF: 4 ERA: 2.97	H: 8 R: 3 ER: 3 SO: 5	H: 3 R: 1 ER: 1 SO: 1	H: 3 R: 1 ER: 1 SO: 1	H: 3 R: 1 ER: 1 SO: 1	H: 3 R: 1 ER: 1 SO: 1	H: 3 R: 1 ER: 1 SO: 1	H: 3 R: 1 ER: 1 SO: 1	H: 3 R: 1 ER: 1 SO: 1	H: 3 R: 1 ER: 1 SO: 1	H: 3 R: 1 ER: 1 SO: 1	H: 3 R: 1 ER: 1 SO: 1	H: 3 R: 1 ER: 1 SO: 1	H: 3 R: 1 ER: 1 SO: 1	H: 3 R: 1 ER: 1 SO: 1	WP: 0 HR: 0 S: 12	ERA: 5.06 WHIP: 1.688	ERA: 2.97 WHIP: 0.600	ERA: 3.43 WHIP: 1.000	ERA: 1.64 WHIP: 0.600	ERA: 3.94 WHIP: 1.688	ERA: 2.97 WHIP: 0.600	ERA: 3.43 WHIP: 1.000	ERA: 1.64 WHIP: 0.600	ERA: 3.94 WHIP: 1.688	ERA: 2.97 WHIP: 0.600	ERA: 3.43 WHIP: 1.000	ERA: 1.64 WHIP: 0.600

AB	35
R	6
H	14
RBI	6
BB	2
SO	7
LOB	18



Batter	1	2	3	4	5	6	7	8	9	AB	R	H	RBI	BB	SO	LOB	BOTTOM											
6 Starling Marte, R OBP: 0.341, SLG: 0.459										4	2	2	0	0	2	0	Philadelphia Phillies @ Pittsburgh Pirates PNC Park, Pittsburgh, PA Thu Jul 04 2013, 1:39 PM - 4:37 PM EDT Att: 35,328 - Partly Cloudy - 86 F											
31 Jose Tabata, R OBP: 0.344, SLG: 0.420										3	1	2	0	0	0	0												
46 Garrett Jones, L OBP: 0.309, SLG: 0.433										1	0	1	1	0	0	0												
22 Andrew McCutchen, R OBP: 0.370, SLG: 0.499										4	0	1	2	0	0	2												
14 Gaby Sanchez, R OBP: 0.343, SLG: 0.417										4	0	0	0	0	0	2												
55 Russell Martin, R OBP: 0.348, SLG: 0.417										4	0	1	0	0	1	0												
24 Pedro Alvarez, L OBP: 0.308, SLG: 0.513										4	0	1	0	0	3	1												
18 Neil Walker, S OBP: 0.349, SLG: 0.381										4	0	0	0	0	0	2												
12 Clint Barmes, R OBP: 0.232, SLG: 0.271										3	0	0	0	0	1	1												
43 Ryan Reid, L OBP: 0.298, SLG: 0.338										0	0	0	0	0	0	0												
23 Travis Snider, L OBP: 0.298, SLG: 0.338										1	0	0	0	0	1	1												
45 Gerrit Cole, R OBP: 0.333, SLG: 0.250										2	0	0	0	0	1	0												
32 Vin Mazzaro, R OBP: 0.200, SLG: 0.200										0	0	0	0	0	0	0												
44 Tony Watson, L OBP: 0.298, SLG: 0.338										0	0	0	0	0	0	0												
10 Jordy Mercer, R OBP: 0.325, SLG: 0.431										1	1	1	0	0	0	0												
Inning Stats	R: 0 H: 1 E: 0 K: 1 S: 10	H: 0 LOB: 0 P: 13	R: 0 H: 0 E: 0 K: 2 S: 9	H: 0 LOB: 0 P: 14	R: 2 H: 3 E: 1 K: 2 S: 20	H: 3 LOB: 1 BB: 0 P: 27	R: 0 H: 0 E: 0 K: 1 S: 10	H: 0 LOB: 0 P: 15	R: 0 H: 0 E: 0 K: 0 S: 8	H: 0 LOB: 0 P: 9	R: 0 H: 0 E: 0 K: 0 S: 9	H: 0 LOB: 0 P: 11	R: 0 H: 1 E: 0 K: 1 S: 10	H: 1 LOB: 0 BB: 0 P: 14	R: 2 H: 3 E: 0 K: 0 S: 13	H: 3 LOB: 0 BB: 0 P: 20	R: 0 H: 1 E: 0 K: 1 S: 8	H: 1 LOB: 1 BB: 0 P: 12	1B: 8 2B: 1 3B: 0 HR: 0	SF: 0 SAC: 0 DP: 1 HBP: 0	WP: 0 PB: 0 SB: 0 CS: 0	PA: 35						
PITCHER	IP: 7.0 WLS: W BF: 26 ERA: 4.38	WLS: S BF: 4 ERA: 5.19	H: 5 R: 2 ER: 2 SO: 0	H: 2 R: 2 ER: 2 SO: 0	H: 2 R: 2 ER: 2 SO: 0	H: 2 R: 2 ER: 2 SO: 0	H: 2 R: 2 ER: 2 SO: 0	H: 2 R: 2 ER: 2 SO: 0	H: 2 R: 2 ER: 2 SO: 0	H: 2 R: 2 ER: 2 SO: 0	H: 2 R: 2 ER: 2 SO: 0	H: 2 R: 2 ER: 2 SO: 0	H: 2 R: 2 ER: 2 SO: 0	H: 2 R: 2 ER: 2 SO: 0	H: 2 R: 2 ER: 2 SO: 0	H: 2 R: 2 ER: 2 SO: 0	WP: 0 HR: 0 S: 10	ERA: 1.29 WHIP: 0.714	ERA: 5.19 WHIP: 3.000	ERA: 1.93 WHIP: 1.000	ERA: 3.94 WHIP: 1.688	ERA: 2.97 WHIP: 0.600	ERA: 3.43 WHIP: 1.000	ERA: 1.64 WHIP: 0.600	ERA: 3.94 WHIP: 1.688	ERA: 2.97 WHIP: 0.600	ERA: 3.43 WHIP: 1.000	ERA: 1.64 WHIP: 0.600

AB	35
R	4
H	9
RBI	3
BB	0
SO	9
LOB	9



Batter	1	2	3	4	5	6	7	8	9	AB	R	H	RBI	BB	SO	LOB	TOP							
19 Andrelton Simmons, R (1.6) OBP: 0.281, SLG: 0.338										4	0	0	1	0	1	1	Atlanta Braves @ Philadelphia Phillies Citizens Bank Park, Philadelphia, PA Fri Jul 05 2013, 7:10 PM - 9:56 PM EDT Att: 42,044 - Partly Cloudy - 92 F							
22 Jason Heyward, L (1.9) OBP: 0.323, SLG: 0.361										3	0	0	0	1	0	0								
8 Justin Upton, R (1.7) OBP: 0.355, SLG: 0.450										4	0	2	0	0	1	2								
5 Freddie Freeman, L (1.3) OBP: 0.389, SLG: 0.477										3	1	0	0	0	1	2								
23 Chris Johnson, R (1.5) OBP: 0.376, SLG: 0.474										4	1	1	0	0	0	1								
26 Dan Uggla, R (1.4) OBP: 0.322, SLG: 0.410										4	1	2	3	0	1	0								
2 B.J. Upton, R (1.8) OBP: 0.269, SLG: 0.305										4	0	0	0	0	1	1								
11 Gerald Laird, R (1.2) OBP: 0.362, SLG: 0.393										1	0	0	0	0	1	0								
16 Brian McCann, L (3.2) OBP: 0.366, SLG: 0.520										3	1	2	0	0	0	0								
28 Paul Maholm, L (1.1) OBP: 0.122, SLG: 0.146										2	0	0	0	0	1	1								
7 Reed Johnson, R (7. PH) OBP: 0.329, SLG: 0.372										1	0	1	0	0	0	0								
43 Luis Avilan, L (7.1) OBP: 0.329, SLG: 0.372										0	0	0	0	0	0	0								
38 Anthony Varvaro, R (8.1) OBP: 0.329, SLG: 0.372										0	0	0	0	0	0	0								
25 Joey Tardoslavich, S (9. PH) OBP: 0.500, SLG: 0.500										1	0	1	0	0	0	0								
Inning Stats	R: 0 E: 0 K: 1 S: 14	H: 1 LOB: 1 BB: 0 P: 16	R: 0 E: 0 K: 0 S: 3	H: 1 LOB: 0 BB: 7 P: 7	R: 0 E: 0 K: 2 S: 10	H: 0 LOB: 0 BB: 0 P: 10	R: 0 E: 0 K: 1 S: 13	H: 1 LOB: 1 BB: 0 P: 17	R: 0 E: 0 K: 0 S: 7	H: 1 LOB: 1 BB: 0 P: 8	R: 0 E: 0 K: 0 S: 3	H: 0 LOB: 0 BB: 0 P: 5	R: 4 E: 0 K: 1 S: 21	H: 4 LOB: 2 BB: 1 P: 30	R: 0 E: 0 K: 1 S: 7	H: 0 LOB: 0 BB: 0 P: 12	R: 0 E: 0 K: 1 S: 12	H: 1 LOB: 1 BB: 0 P: 18	1B: 6 2B: 2 3B: 0 HR: 1	SF: 1 SAC: 0 DP: 1 HBP: 1	WP: 0 PB: 0 SB: 0 CS: 0	PA: 37		
PITCHER	IP WLS BF H R ER SO BB IBB HBP BLK WP HR S P ERA WHIP	6.1 W 27 8 4 4 4 0 0 1 0 0 1 65 83 5.68 1.263	0.2 H 3 0 0 0 1 1 0 0 0 0 0 0 6 10 0.00 1.500	1.0 H 3 0 0 0 1 0 0 0 0 0 0 7 12 0.00 0.000	1.0 S 4 1 0 0 1 0 0 0 0 0 0 0 12 18 0.00 1.000																			

AB	34
R	4
H	9
RBI	4
BB	1
SO	7
LOB	8



Batter	1	2	3	4	5	6	7	8	9	AB	R	H	RBI	BB	SO	LOB	BOTTOM					
10 Michael Young, R (1.5) OBP: 0.335, SLG: 0.398										4	0	0	0	0	1	0	Atlanta Braves @ Philadelphia Phillies Citizens Bank Park, Philadelphia, PA Fri Jul 05 2013, 7:10 PM - 9:56 PM EDT Att: 42,044 - Partly Cloudy - 92 F					
26 Chase Utley, L (1.4) OBP: 0.347, SLG: 0.521										4	1	1	0	0	0	0						
11 Jimmy Rollins, S (1.6) OBP: 0.327, SLG: 0.364										4	0	2	0	0	0	0						
6 Ryan Howard, L (1.3) OBP: 0.319, SLG: 0.465										4	1	1	1	0	0	2						
9 Domonic Brown, L (1.7) OBP: 0.325, SLG: 0.549										4	0	1	0	0	0	2						
3 Delmon Young, R (1.9) OBP: 0.323, SLG: 0.441											3	1	1	0	0	1		1				
15 John Mayberry Jr., R (7.9) OBP: 0.312, SLG: 0.438										4	1	2	0	0	0	1						
2 Ben Revere, L (1.8) OBP: 0.331, SLG: 0.336										4	1	2	0	0	0	1						
12 Humberto Quintero, R (1.2) OBP: 0.274, SLG: 0.407										3	1	2	3	0	1	0						
28 Kevin Frandsen, R (8. PH) OBP: 0.383, SLG: 0.435										1	0	0	0	0	0	2						
58 Jonathan Papelbon, R (9.1) OBP: 0.339, SLG: 0.309										0	0	0	0	0	0	0						
Inning Stats	R: 1 E: 1 K: 0 S: 10	H: 2 LOB: 1 BB: 0 P: 17	R: 2 E: 0 K: 0 S: 12	H: 2 LOB: 0 BB: 0 P: 17	R: 1 E: 0 K: 1 S: 9	H: 2 LOB: 1 BB: 0 P: 13	R: 0 E: 0 K: 2 S: 7	H: 0 LOB: 0 BB: 0 P: 10	R: 0 E: 0 K: 0 S: 8	H: 1 LOB: 1 BB: 0 P: 10	R: 1 E: 0 K: 1 S: 15	H: 2 LOB: 1 BB: 0 P: 19	R: 0 E: 0 K: 1 S: 7	H: 0 LOB: 0 BB: 0 P: 10	R: 0 E: 0 K: 0 S: 7	H: 1 LOB: 2 BB: 1 P: 20	1B: 4 2B: 5 3B: 0 HR: 2	SF: 0 SAC: 0 DP: 1 HBP: 0	WP: 0 PB: 0 SB: 0 CS: 0	PA: 35		
PITCHER	IP WLS BF H R ER SO BB IBB HBP BLK WP HR S P ERA WHIP	6.0 L 27 9 5 4 4 0 0 0 0 0 0 2 61 86 6.00 1.500	1.2 7 1 0 0 1 1 0 0 0 0 0 0 13 27 0.00 1.200	0.1 1 0 0 0 0 0 0 0 0 0 0 0 1 3 0.00 0.000																		

AB	34
R	5
H	10
RBI	4
BB	1
SO	5
LOB	9



Batter	1	2	3	4	5	6	7	8	9	AB	R	H	RBI	BB	SO	LOB	TOP								
19 Andrelton Simmons, R (1.6) OBP: 0.286, SLG: 0.353	G4-3		G6-3		L5		E4		G3	4	0	0	0	1	0	3	Atlanta Braves @ Philadelphia Phillies Citizens Bank Park, Philadelphia, PA Sun Jul 07 2013, 1:38 PM - 4:50 PM EDT Att: 38,148 - Partly Cloudy - 95 F								
22 Jason Heyward, L (1.9) OBP: 0.326, SLG: 0.373	K			G1-3		BB	BB		G3	4	0	1	1	1	1										
8 Justin Upton, R (1.7) OBP: 0.347, SLG: 0.437	K			G3-1		F9	K		K	5	0	0	0	0	3	4									
5 Freddie Freeman, L (1.3) OBP: 0.385, SLG: 0.471	K			K		FC5-4	K		G4-3	5	0	1	0	0	3	3									
16 Brian McCann, L (1.2) OBP: 0.386, SLG: 0.540	1B			2B		F7	1B		1B	4	1	3	0	0	0	2									
26 Dan Uggla, R (1.4) OBP: 0.322, SLG: 0.421	P5			2B		FC5-4	K		K	4	0	1	0	0	1	4									
2 B.J. Upton, R (1.8) 7 Reed Johnson, R (5.8) OBP: 0.337, SLG: 0.375	G4-3			K		FC5-4	HR		BB	2	0	0	0	0	1	3									
23 Chris Johnson, R (1.5) OBP: 0.375, SLG: 0.485			G5-3		K		K		K	4	1	1	1	0	2	4									
54 Kris Medlen, S (1.1) 58 Alex Wood, L (6.1) 1 Tyler Pastornicky, R (7.7) 20 Luis Ayala, R (7.1) 25 Joey Tordella, S (8.7) 48 David Carpenter, R (8.1)	G4-3		G4-3		1B		1B		G6-3	2	0	1	1	0	0	0									
Inning Stats	R: 0 E: 0 K: 2 S: 8	H: 0 LOB: 0 BB: 0 P: 14	R: 0 E: 0 K: 1 S: 11	H: 1 LOB: 1 BB: 0 P: 18	R: 0 E: 0 K: 0 S: 8	H: 0 LOB: 0 BB: 0 P: 13	R: 0 E: 0 K: 1 S: 10	H: 0 LOB: 0 BB: 0 P: 15	R: 1 E: 0 K: 2 S: 18	H: 3 LOB: 2 BB: 0 P: 24	R: 0 E: 0 K: 0 S: 9	H: 1 LOB: 2 BB: 1 P: 17	R: 2 E: 1 K: 2 S: 15	H: 3 LOB: 2 BB: 0 P: 21	R: 0 E: 0 K: 2 S: 11	H: 1 LOB: 2 BB: 1 P: 20		R: 0 E: 0 K: 1 S: 19	H: 0 LOB: 1 BB: 1 P: 25	1B: 7 2B: 1 3B: 0 HR: 1	SF: 0 SAC: 0 DP: 0 HBP: 0	WP: 1 PB: 0 SB: 0 CS: 0	PA: 40		
PITCHER	IP	WLS	BF	H	R	ER	SO	BB	IBB	HBP	BLK	WP	HR	S	P	ERA	WHIP								
44 Jonathan Pettibone, R (1.1) ERA: 3.84	5.1	W	22	5	1	1	6	1	0	0	0	0	0	60	96	1.69	1.125								
63 Jake Diekmann, L (6.1) ERA: 5.09	0.1	H	1	0	0	0	0	0	0	0	0	0	0	3	3	0.00	0.000								
30 Justin De Fratus, R (7.1) ERA: 1.69	0.2	H	6	3	2	1	1	0	0	0	0	0	1	12	17	13.50	4.500								
59 Antonio Bastardo, L (7.1) ERA: 2.97	1.1	H	6	1	0	0	3	1	0	0	0	1	0	14	24	0.00	1.500								

AB 37
R 3
H 9
RBI 3
BB 3
SO 11
LOB 26



Batter	1	2	3	4	5	6	7	8	9	AB	R	H	RBI	BB	SO	LOB	BOTTOM								
2 Ben Revere, L (1.8) OBP: 0.331, SLG: 0.342	F7	G4-3		3B		K		P4		5	0	1	2	0	1	4	Atlanta Braves @ Philadelphia Phillies Citizens Bank Park, Philadelphia, PA Sun Jul 07 2013, 1:38 PM - 4:50 PM EDT Att: 38,148 - Partly Cloudy - 95 F								
11 Jimmy Rollins, S (1.6) OBP: 0.323, SLG: 0.358	P3	F9		F7		L7				4	0	0	0	0	0	2									
26 Chase Utley, L (1.4) OBP: 0.345, SLG: 0.513	1B		K		G1-3		F9			4	1	1	0	0	1	0									
9 Domonic Brown, L (1.7) OBP: 0.326, SLG: 0.560	3B	G4-3		HR		F7				4	2	2	2	0	0	0									
10 Michael Young, R (1.5) OBP: 0.339, SLG: 0.408	BB		K		G5-3					3	0	1	0	1	1	0									
3 Delmon Young, R (1.9) OBP: 0.325, SLG: 0.435	1B			BB		G6-3				3	1	1	1	1	0	1									
15 John Mayberry Jr., R (8.9) OBP: 0.310, SLG: 0.435	1B			BB		G6-3				0	0	0	0	0	0	0									
18 Darin Ruf, R (1.3) OBP: 0.600, SLG: 0.750	K			2B		SH2-4	BB			2	2	1	0	1	1	2									
66 JC Ramirez, R (7.1) OBP: 0.207, SLG: 0.154				2B		SH2-4	1B			0	0	0	0	0	0	0									
59 Antonio Bastardo, R (7.1) OBP: 0.265, SLG: 0.435				2B		SH2-4	1B			0	0	0	0	0	0	0									
19 Laynce Nix, L (8.7) OBP: 0.265, SLG: 0.303				2B		SH2-4	1B			0	0	0	0	0	0	0									
58 Jonathan Papelbon, R (9.1) ERA: 1.82				2B		SH2-4	1B			0	0	0	0	0	0	0									
51 Carlos Ruiz, R (1.2) OBP: 0.333, SLG: 0.305	G4-3			F7		SH2-4	1B			4	1	2	0	0	1	2									
44 Jonathan Pettibone, L (1.1) ERA: 3.84				K						2	0	0	0	0	2	3									
63 Jake Diekmann, R (6.1) ERA: 5.09				K						0	0	0	0	0	0	0									
30 Justin De Fratus, S (7.1) ERA: 1.69				K						0	0	0	0	0	0	0									
4 John McDonald, R (6.7) OBP: 0.191, SLG: 0.119				K						1	0	1	0	0	0	0									
Inning Stats	R: 2 E: 0 K: 1 S: 14	H: 3 LOB: 2 BB: 1 P: 23	R: 0 E: 0 K: 1 S: 10	H: 1 LOB: 1 BB: 0 P: 12	R: 0 E: 0 K: 2 S: 8	H: 0 LOB: 0 BB: 0 P: 10	R: 2 E: 0 K: 1 S: 15	H: 2 LOB: 1 BB: 1 P: 21	R: 1 E: 0 K: 0 S: 6	H: 1 LOB: 0 BB: 0 P: 9	R: 2 E: 0 K: 1 S: 13	H: 1 LOB: 1 BB: 1 P: 24	R: 0 E: 0 K: 0 S: 9	H: 1 LOB: 0 BB: 0 P: 15	R: 0 E: 0 K: 2 S: 13	H: 1 LOB: 1 BB: 0 P: 16	R: 0 E: 0 K: 2 S: 13	H: 1 LOB: 1 BB: 0 P: 16	1B: 6 2B: 1 3B: 2 HR: 1	SF: 0 SAC: 1 DP: 0 HBP: 0	WP: 1 PB: 0 SB: 0 CS: 0	PA: 37			
PITCHER	IP	WLS	BF	H	R	ER	SO	BB	IBB	HBP	BLK	WP	HR	S	P	ERA	WHIP								
54 Kris Medlen, R (1.1) ERA: 3.45	5.1	L	27	8	7	6	5	3	0	0	0	1	0	5	9	0.00	0.000								
58 Alex Wood, L (6.1) ERA: 3.12	0.2		2	0	0	0	1	0	0	0	0	0	0	9	15	0.00	1.000								
20 Luis Ayala, R (7.1) ERA: 4.7	1.0		4	1	0	0	0	0	0	0	0	0	0	13	16	0.00	1.000								
48 David Carpenter, R (8.1) ERA: 2.22	1.0		4	1	0	0	2	0	0	0	0	0	0	13	16	0.00	1.000								

AB 33
R 7
H 10
RBI 5
BB 3
SO 8
LOB 14




Batter	1	2	3	4	5	6	7	8	9	10	11	AB	R	H	RBI	BB	SO	LOB	TOP											
30 Alejandro De Azavedo, L OBP: 0.325, SLG: 0.426	(1, 8) B FF 90 4-1 B FF 90 4-1 B FF 90 4-1 C SL 87 10 BB		(1, 2) C FF 90 1-2 B SL 87 1-2 F CH 83 1-2 F SL 87 1-2 X SL 86 1-2 F9		(1, 0) O CH 83 1-0 X CH 84 1-0 10 G6-3 2B		(2, 2) C FF 94 2-2 B FF 95 2-2 B SL 84 2-2 F FS 98 2-2 X SL 95 2-2 F8		(2, 2) C FF 91 2-2 B FF 91 2-2 B FS 88 2-2 F FS 98 2-2 X SL 90 2-2 G4-3		(1, 1) B SL 86 1-1 B FF 94 1-1 X SL 94 1-1 10 2B 3B		5	1	2	2	1	0	0											
10 Alexei Ramirez, R OBP: 0.315, SLG: 0.364	(1, 6) X SL 87 0-0 1B		(0, 1) F CH 83 0-1 X FF 91 0-1 G6-3		(1, 1) C SI 90 1-1 B SL 85 1-1 X SL 91 1-1 G6-3		(0, 1) S SL 85 0-1 X SL 84 0-1 2B		(1, 2) F FF 91 1-2 B FF 90 1-2 X FS 85 1-2 1B		(0, 1) C FF 94 0-1 X FF 94 0-1 5 E 2B		6	1	4	1	0	0	1											
51 Alex Rios, R OBP: 0.328, SLG: 0.434	(1, 9) C FF 92 0-3 S CH 84 0-3 S FF 92 0-3 K		(0, 3) C SL 86 0-3 S SL 86 0-3 S CH 84 0-3 K		(2, 1) B FF 92 2-1 B SI 92 2-1 F SL 92 2-1 X SL 84 2-1 G5-3		(3, 3) B FF 94 3-3 S SL 84 3-3 F FS 95 3-3 D SL 84 3-3 B SL 84 3-3 B FF 95 3-3 X SL 95 3-3 K		(0, 2) 1 SAFE C FF 92 0-2 C FF 91 0-2 1 SAFE X SL 76 0-2 F7		(0, 2) C SL 86 0-2 S FF 95 0-2 F FS 94 0-2 X SL 88 0-2 2H E6		6	0	0	0	0	3	4											
44 Adam Dunn, L OBP: 0.317, SLG: 0.474	(1, 3) B CH 84 4-2 B SL 84 4-2 C SL 86 4-2 C FF 93 4-2 F FS 93 4-2 B SL 88 4-2 BB																													
24 Dayan Viciedo, R OBP: 0.280, SLG: 0.393	(1, 7) F CH 85 1-3 B FF 92 1-3 S CH 85 1-3 S SL 89 1-3 K																													
43 Addison Reed, L OBP: 0.317, SLG: 0.393	(1, 1) X SL 85 0-0 G4-3																													
12 Connor Gillaspie, L OBP: 0.276, SLG: 0.231	(1, 5) X SL 85 0-0 G4-3																													
22 Brian Kinsler, R OBP: 0.276, SLG: 0.231	(8, 9) K: 2 BB: 2 P: 21 G4-3																													
65 Nate Jones, R OBP: 0.276, SLG: 0.231	(8, 5) K: 2 BB: 2 P: 21 G4-3																													
39 Casper Wells, R OBP: 0.276, SLG: 0.231	(10, 9) K: 2 BB: 2 P: 21 G4-3																													
40 Ramon Troncoso, R OBP: 0.276, SLG: 0.231	(10, 1) K: 2 BB: 2 P: 21 G4-3																													
18 Blake Tokolas, R OBP: 0.276, SLG: 0.231	(11, 8) K: 2 BB: 2 P: 21 G4-3																													
36 Josh Phegley, R OBP: 0.192, SLG: 0.560	(1, 2) C FF 90 0-1 X CH 83 0-1 G5-3																													
15 Gordon Beckham, R OBP: 0.370, SLG: 0.458	(1, 4) C FF 92 1-1 B FF 92 1-1 X SL 87 1-1 K																													
50 John Danks, L OBP: 0.273, SLG: 0.296	(1, 1) C FF 91 1-3 B FF 91 1-3 S FF 92 1-3 K																													
27 Matt Lindstrom, R OBP: 0.273, SLG: 0.296	(7, 1) C FF 91 1-3 B FF 91 1-3 S FF 92 1-3 K																													
46 Donnie Veal, L OBP: 0.273, SLG: 0.296	(8, 1) C FF 91 1-3 B FF 91 1-3 S FF 92 1-3 K																													
7 Jeff Keppinger, R OBP: 0.273, SLG: 0.296	(8, 5) C FF 91 1-3 B FF 91 1-3 S FF 92 1-3 K																													
Inning Stats	R: 0 E: 0 K: 2 S: 12	H: 1 LOB: 2 BB: 2 P: 21	R: 0 E: 0 K: 1 S: 8	H: 1 LOB: 1 BB: 0 P: 10	R: 0 E: 0 K: 1 S: 9	H: 0 LOB: 0 BB: 0 P: 10	R: 0 E: 0 K: 2 S: 11	H: 0 LOB: 0 BB: 0 P: 15	R: 2 E: 0 K: 0 S: 10	H: 3 LOB: 1 BB: 1 P: 15	R: 1 E: 0 K: 0 S: 10	H: 1 LOB: 2 BB: 2 P: 20	R: 0 E: 0 K: 1 S: 13	H: 1 LOB: 2 BB: 1 P: 23	R: 0 E: 0 K: 1 S: 7	H: 0 LOB: 0 BB: 1 P: 12	R: 0 E: 0 K: 1 S: 14	H: 1 LOB: 1 BB: 0 P: 19	R: 0 E: 0 K: 0 S: 6	H: 2 LOB: 1 BB: 0 P: 10	R: 2 E: 1 K: 0 S: 17	H: 3 LOB: 2 BB: 0 P: 20	1B: 7 2B: 4 3B: 2 HR: 0	SF: 1 SAC: 1 DP: 1 HBP: 0	WP: 0 PB: 1 SB: 1 CS: 1	PA: 50				
PITCHER	IP WLS BF H R ER SO BB IBB HBP BLK WP HR S P ERA WHIP	44 Jonathan Pettibone, R ERA: 3.89	30 Justin De Fratus, R ERA: 5.3	59 Antonio Bastardo, L ERA: 2.7	58 Jonathan Papelton, R ERA: 2.15	66 JC Ramirez, R ERA: 2.57	PITCHER	IP WLS BF H R ER SO BB IBB HBP BLK WP HR S P ERA WHIP	63 Jake Diekmann, L ERA: 4.35																					

Chicago White Sox @ Philadelphia Phillies
Citizens Bank Park, Philadelphia, PA
Sat Jul 13 2013, 3:07 PM - 7:40 PM EDT
Att: 41,562 - Cloudy - 91 F

livebaseballscorecards.com

AB 42
R 5
H 13
RBI 4
BB 6
SO 9
LOB 19



Batter	1	2	3	4	5	6	7	8	9	10	11	AB	R	H	RBI	BB	SO	LOB	BOTTOM										
2 Ben Revere, L OBP: 0.338, SLG: 0.352	(1, 8) B FF 88 1-2 B FF 88 1-2 C FF 90 1-2 X FC 87 1-2 FC5-4 1B		(2, 2) C FF 90 2-2 B FF 90 2-2 F CH 80 2-2 F FF 91 2-2 X FF 90 2-2 10 11 2B 1B		(0, 1) C FC 83 0-1 X FF 89 0-1 G1-3		(0, 0) X FF 95 0-0 P6		(0, 1) C SL 87 0-1 X SL 89 0-1 L9		(1, 2) F SL 85 1-2 F SL 83 1-2 X SL 91 1-2 G5-4-3		6	0	2	0	0	0	4										
11 Jimmy Rollins, S OBP: 0.316, SLG: 0.348	(1, 6) C FC 87 0-1 X CH 79 0-1 FC5-4 10 2B 9 G6-3 1-2f		(2, 2) B CH 78 2-2 F FF 88 2-2 F FC 85 2-2 1 SAFE F CH 77 2-2 1 SAFE X FF 88 2-2 10 G2-3 1B		(2, 3) C CU 72 2-3 F FF 88 2-3 F FC 85 2-3 F FC 84 2-3 S CH 80 2-3 X CH 81 2-3 K																								
10 Michael Young, R OBP: 0.348, SLG: 0.421	(1, 5) C FF 87 1-1 D FF 88 1-1 X CH 78 1-1 G6-3 9 3 1B 2B		(1, 0) B CU 71 1-0 X CH 81 1-0 G2-3																										
9 Domonic Brown, L OBP: 0.321, SLG: 0.542	(1, 7) S FC 86 1-2 B CU 74 1-2 F FF 91 1-2 B FC 87 1-2 X CH 82 1-2 G6-3		(3, 1) D CH 80 3-1 B CU 74 3-1 S CH 81 3-1 X FC 86 3-1 F8																										
3 Delmon Young, R OBP: 0.324, SLG: 0.424	(1, 9) X FF 90 0-0 3H 1B																												
28 Kevin Frandsen, R OBP: 0.379, SLG: 0.440	(1, 4) C FF 88 2-3 B CU 75 2-3 F FF 88 2-3 S CH 90 2-3 K																												
18 Darin Ruf, R OBP: 0.542, SLG: 0.900	(1, 3) C CU 73 1-1 B CH 81 1-1 X CH 81 1-1 F8																												
51 Carlos Ruiz, R OBP: 0.319, SLG: 0.293	(1, 2) B FF 88 2-2 C FF 88 2-2 S CH 80 2-2 F CU 73 2-2 F FC 85 2-2 F FC 90 2-2 X FF 90 2-2 L8																												
44 Jonathan Pettibone, L ERA: 3.89																													
30 Justin De Fratus, R ERA: 5.3																													
59 Antonio Bastardo, L ERA: 2.7																													
58 Jonathan Papelton, R ERA: 2.15																													
66 JC Ramirez, R ERA: 2.57																													
PITCHER	IP WLS BF H R ER SO BB IBB HBP BLK WP HR S P ERA WHIP	50 John Danks, L ERA: 4.31	27 Matt Lindstrom, R ERA: 2.95	46 Donnie Veal, L ERA: 8.22	65 Nate Jones, R ERA: 4.53	40 Ramon Troncoso, R ERA: 6.59	PITCHER	IP WLS BF H R ER SO BB IBB HBP BLK WP HR S P ERA WHIP	43 Addison Reed, R ERA: 3.95																				

Chicago White Sox @ Philadelphia Phillies
Citizens Bank Park, Philadelphia, PA
Sat Jul 13 2013, 3:07 PM - 7:40 PM EDT
Att: 41,562 - Cloudy - 91 F

livebaseballscorecards.com


AB 44
R 4
H 13
RBI 4
BB 2
SO 7
LOB 26



Batter	1	2	3	4	5	6	7	8	9	10	11	12	13	AB	R	H	RBI	BB	SO	LOB	TOP	
10 Alexei Ramirez, R OBP: 0.313, SLG: 0.261 (1, 6)	G5-3		P5		E1		F9			FC4-6				6	0	1	0	0	0	4		
15 Gordon Beckham, R OBP: 0.267, SLG: 0.443 (1, 4)	F9				SF7					G1-3				5	0	0	1	0	2	3		
36 Josh Phegley, R OBP: 0.192, SLG: 0.360 (13, 4)												K		0	0	0	0	0	0	0		
7 Jeff Keppinger, R OBP: 0.274, SLG: 0.255 (1, 3)														5	0	1	0	1	0	4		
55 Simon Castro, R (12, 1)														0	0	0	0	0	0	0		
24 Dayan Viedro, R OBP: 0.281, SLG: 0.394 (1, 7)														5	0	1	0	1	0	4		
39 Casper Wells, R OBP: 0.214, SLG: 0.189 (1, 9)														0	0	0	0	0	0	0		
22 Brent Morel, R OBP: 0.368, SLG: 0.200 (9, PH) (9, 5)	G4-3													5	0	1	0	1	1	2		
12 Connor Gillispie, L OBP: 0.312, SLG: 0.394 (9, 5)														6	0	0	0	0	0	5		
21 Tyler Flowers, R OBP: 0.255, SLG: 0.365 (1, 2)														6	0	2	0	0	2	3		
18 Blake Tekotte, L OBP: 0.250, SLG: 0.263 (1, 8)														5	1	2	0	0	0	1		
53 Héctor Santiago, R (1, 1)														1	0	0	0	0	0	0		
27 Matt Lindstrom, R (8, 1)														0	0	0	0	0	0	0		
46 Donnie Veal, L (8, 1)														0	0	0	0	0	0	0		
30 Alejandro De Azavedo, R OBP: 0.252, SLG: 0.300 (11, 1)														1	0	1	0	0	0	0		
40 Ramon Troncoso, R ERA: 6.0 (10, 1)														0	0	0	0	0	0	0		
41 David Purcey, L ERA: 3.38 (11, 1)														0	0	0	0	1	0	0		
44 Adam Dornin, R ERA: 3.38 (12, 3)														0	0	0	0	1	0	0		
55 Joe Savery, L ERA: 1.38 (13, 1)														0	0	0	0	0	0	0		
Inning Stats	R: 0 E: 0 K: 7 S: 7	H: 2 LOB: 2 P: 10	R: 0 E: 0 K: 1 S: 9	H: 0 LOB: 0 BB: 12	R: 0 E: 0 K: 1 S: 6	H: 0 LOB: 0 BB: 0	R: 0 E: 2 K: 1 S: 8	H: 0 LOB: 2 BB: 1	R: 1 E: 1 K: 0 S: 6	H: 1 LOB: 1 BB: 0 P: 7	R: 0 E: 0 K: 0 S: 8	H: 0 LOB: 0 BB: 0 P: 9	R: 0 E: 0 K: 0 S: 6	H: 1 LOB: 2 BB: 2 P: 20	R: 0 E: 0 K: 1 S: 6	H: 1 LOB: 1 BB: 1 P: 18	1B: 5 2B: 3 3B: 0 HR: 0	SF: 2 SAC: 2 DP: 2 HBP: 0	WP: 1 PB: 0 SB: 0 CS: 1	PA: 52		
PITCHER	IP WLS BF H R ER SO BB IBB HBP BLK WP HR S P ERA WHIP	27 John Lannan, L ERA: 3.78 (1, 1)	57 Luis Garcia, R ERA: (8, 1)	30 Justin De Fratus, R ERA: 5.03 (11, 1)	63 Jake Diekmann, L ERA: 3.07 (12, 1)	55 Joe Savery, L ERA: 1.38 (13, 1)	PITCHER	IP WLS BF H R ER SO BB IBB HBP BLK WP HR S P ERA WHIP	53 Héctor Santiago, R (1, 1)	27 Matt Lindstrom, R (8, 1)	46 Donnie Veal, L (8, 1)	30 Alejandro De Azavedo, R OBP: 0.252, SLG: 0.300 (11, 1)	40 Ramon Troncoso, R ERA: 6.0 (10, 1)	41 David Purcey, L ERA: 3.38 (11, 1)	44 Adam Dornin, R ERA: 3.38 (12, 3)	55 Joe Savery, L ERA: 1.38 (13, 1)						

Chicago White Sox @ Philadelphia Phillies
Citizens Bank Park, Philadelphia, PA
Sat Jul 13 2013, 8:47 PM - 12:40 AM EDT
Att. 43,249 - Cloudy - 83 F


AB 43
R 1
H 8
RBI 1
BB 6
SO 5
LOB 22



Batter	1	2	3	4	5	6	7	8	9	10	11	12	13	AB	R	H	RBI	BB	SO	LOB	BOTTOM
10 Michael Young, R OBP: 0.346, SLG: 0.419 (1, 9)	F9		G4-3											6	0	2	1	0	0	1	
26 Chase Utley, L OBP: 0.332, SLG: 0.492 (1, 4)	K		P4											5	0	1	0	0	2	1	
18 Darin Ruf, R OBP: 0.483, SLG: 0.750 (1, 3)	K													4	0	0	0	0	3	1	
9 Domonic Brown, L OBP: 0.319, SLG: 0.536 (1, 7)														4	0	0	0	1	1	1	
3 Delmon Young, R OBP: 0.317, SLG: 0.413 (1, 9)														5	0	0	0	0	2	2	
15 John Mayberry Jr., R OBP: 0.306, SLG: 0.443 (1, 8)														5	1	1	1	0	0	2	
12 Humberto Quintero, R OBP: 0.294, SLG: 0.406 (1, 2)														4	0	1	0	1	0	0	
4 John McDonald, R OBP: 0.180, SLG: 0.111 (1, 6)														2	0	0	0	0	1	2	
11 Jimmy Rollins, S OBP: 0.313, SLG: 0.346 (8, PH) (8, 6)														3	1	0	0	0	1	1	
27 John Lannan, L ERA: 3.3 (1, 1)														2	0	0	0	0	2	0	
28 Matt Lindstrom, R ERA: 2.89 (8, 1)														0	0	0	0	0	0	0	
57 Luis Garcia, R ERA: (8, 1)														0	0	0	0	0	0	0	
30 Justin De Fratus, S ERA: 5.27 (11, 1)														1	0	0	0	0	0	0	
10 Ramon Troncoso, R ERA: 6.0 (10, 1)														0	0	0	0	0	0	0	
41 David Purcey, L ERA: 3.38 (11, 1)														0	0	0	0	0	0	0	
44 Adam Dornin, R ERA: 3.38 (12, 3)														0	0	0	0	0	0	0	
55 Joe Savery, L ERA: 1.38 (13, 1)														0	0	0	0	0	0	0	
Inning Stats	R: 0 E: 0 K: 2 S: 11	H: 0 LOB: 0 BB: 0 P: 19	R: 0 E: 0 K: 1 S: 12	H: 1 LOB: 2 BB: 1 P: 23	R: 0 E: 0 K: 1 S: 7	H: 0 LOB: 0 BB: 0 P: 11	R: 0 E: 0 K: 1 S: 8	H: 0 LOB: 0 BB: 0 P: 9	R: 0 E: 0 K: 2 S: 5	H: 1 LOB: 1 BB: 0 P: 16	R: 1 E: 0 K: 1 S: 9	H: 1 LOB: 0 BB: 0 P: 12	R: 0 E: 0 K: 0 S: 8	H: 0 LOB: 0 BB: 0 P: 13	R: 0 E: 0 K: 2 S: 12	H: 0 LOB: 1 BB: 0 P: 15	1B: 4 2B: 0 3B: 0 HR: 1	SF: 0 SAC: 1 DP: 1 HBP: 2	WP: 0 PB: 0 SB: 1 CS: 0	PA: 46	
PITCHER	IP WLS BF H R ER SO BB IBB HBP BLK WP HR S P ERA WHIP	53 Héctor Santiago, L ERA: 3.3 (1, 1)	27 Matt Lindstrom, R ERA: 2.89 (8, 1)	46 Donnie Veal, L ERA: 3.27 (8, 1)	40 Ramon Troncoso, R ERA: 6.0 (10, 1)	41 David Purcey, L ERA: 3.38 (11, 1)	44 Adam Dornin, R ERA: 3.38 (12, 3)	55 Joe Savery, L ERA: 1.38 (13, 1)	PITCHER	IP WLS BF H R ER SO BB IBB HBP BLK WP HR S P ERA WHIP	55 Simon Castro, R (12, 1)										

Chicago White Sox @ Philadelphia Phillies
Citizens Bank Park, Philadelphia, PA
Sat Jul 13 2013, 8:47 PM - 12:40 AM EDT
Att. 43,249 - Cloudy - 83 F

AB 41
R 2
H 5
RBI 2
BB 2
SO 12
LOB 11



Batter	1	2	3	4	5	6	7	8	9	10	AB	R	H	RBI	BB	SO	LOB	TOP				
30 Alejandro De Aza, L OBP: 0.327, SLG: 0.439	F7		K			L4		HR		E4	5	1	2	1	0	1	0	Chicago White Sox @ Philadelphia Phillies Citizens Bank Park, Philadelphia, PA Sun Jul 14, 2013, 1:39 PM - 5:06 PM EDT Att. 40,151 - Partly Cloudy - 92 F				
10 Alexei Ramirez, R OBP: 0.311, SLG: 0.358	G5-3			P4		K		G5-3		G5-4-3	5	0	1	0	0	1	2					
51 Alex Rios, R OBP: 0.326, SLG: 0.429	G5-3			F9		L4		G1-3			4	0	0	0	0	0	2					
44 Adam Dunn, L OBP: 0.317, SLG: 0.474	K			G1-3							4	1	1	0	0	2	1					
24 Dayan Viciedo, R OBP: 0.288, SLG: 0.397		K									3	0	2	0	0	1	0					
18 Blake Tekotte, L OBP: 0.250, SLG: 0.263											0	1	0	0	0	0	0					
7 Jeff Keppinger, R OBP: 0.274, SLG: 0.294		F8									4	0	1	1	0	0	2					
36 Josh Phegley, R OBP: 0.233, SLG: 0.586											4	0	2	1	0	1	2					
21 Tyler Flowers, R OBP: 0.255, SLG: 0.365		F7									0	0	0	0	0	0	0					
22 Brent Morel, R OBP: 0.348, SLG: 0.211											4	0	1	0	0	2	3					
62 Jose Quintana, R ERA: 4.05											2	0	0	0	0	0	1	2				
27 Matt Lindstrom, R ERA: 2.33											0	0	0	0	0	0	0	0				
46 Donnie Veal, L ERA: 6.75											0	0	0	0	0	0	0	0				
39 Casper Wells, R ERA: 4.34											0	0	0	0	0	0	0	0				
65 Nate Jones, R ERA: 6.0											0	0	0	0	0	0	0	0				
12 Conor Gillaspie, L ERA: 2.62											0	0	0	0	0	0	0	0				
41 David Purcey, L ERA: 6.0											0	0	0	0	0	0	0	0				
40 Ramon Troncoso, R ERA: 5.87											0	0	0	0	0	0	0	0				
Inning Stats	R: 0 E: 0 K: 1 S: 14	H: 1 LOB: 1 BB: 0 P: 17	R: 0 E: 0 K: 1 S: 9	H: 0 LOB: 0 BB: 0 P: 12	R: 0 E: 0 K: 3 S: 11	H: 0 LOB: 0 BB: 0 P: 17	R: 0 E: 0 K: 0 S: 7	H: 0 LOB: 2 BB: 0 P: 13	R: 0 E: 0 K: 1 S: 9	H: 1 LOB: 0 BB: 0 P: 12	R: 1 E: 0 K: 1 S: 12	H: 3 LOB: 1 BB: 0 P: 18	R: 1 E: 0 K: 0 S: 7	H: 1 LOB: 0 BB: 0 P: 11	R: 1 E: 0 K: 2 S: 14	H: 2 LOB: 1 BB: 0 P: 23	R: 0 E: 1 K: 0 S: 6	H: 0 LOB: 0 BB: 0 P: 7	1B: 6 2B: 4 3B: 0 HR: 1	SF: 0 SAC: 0 DP: 4 HBP: 1	WP: 0 PB: 0 SB: 2 CS: 0	PA: 38
PITCHER	IP WLS BF H R ER SO BB IBB HBP BLK WP HR S P ERA WHIP	8.0 0 30 8 2 2 7 0 0 0 0 0 1 79 107 2.25 1.000	9.1 1 5 2 1 1 2 0 0 0 0 0 0 14 23 9.00 2.000	10.1 1 3 0 0 0 0 0 0 0 0 0 0 6 7 0.00 0.000																		

Batter	1	2	3	4	5	6	7	8	9	10	AB	R	H	RBI	BB	SO	LOB	BOTTOM					
10 Michael Young, R OBP: 0.344, SLG: 0.414	G5-3			F7							4	0	0	0	0	1	4	Chicago White Sox @ Philadelphia Phillies Citizens Bank Park, Philadelphia, PA Sun Jul 14, 2013, 1:39 PM - 5:06 PM EDT Att. 40,151 - Partly Cloudy - 92 F					
4 John McDonald, R OBP: 0.176, SLG: 0.109		G6-3									1	0	0	0	0	0	1						
26 Chase Utley, L OBP: 0.333, SLG: 0.492											4	2	1	0	1	1	1						
11 Jimmy Rollins, S OBP: 0.317, SLG: 0.345											3	1	1	0	2	0	0						
9 Domonic Brown, L OBP: 0.320, SLG: 0.535											4	0	1	2	1	2	4						
18 Darin Ruf, R OBP: 0.441, SLG: 0.643											4	0	0	0	1	3	2						
3 Delmon Young, R OBP: 0.315, SLG: 0.408											5	1	1	0	0	1	4						
15 John Mayberry Jr., R OBP: 0.304, SLG: 0.437											5	0	1	1	0	2	1						
51 Carlos Ruiz, R OBP: 0.321, SLG: 0.291											3	0	1	0	0	1	0						
35 Cole Hamels, L OBP: 0.152, SLG: 0.156											2	0	2	1	0	0	0						
56 Jonathan Papelbon, R ERA: 2.87											0	0	0	0	0	0	0						
28 Kevin Frandsen, R OBP: 0.390, SLG: 0.446											1	0	1	0	0	0	0						
59 Antonio Bastardo, R ERA: 6.0											0	0	0	0	0	0	0						
Inning Stats	R: 2 E: 0 K: 1 S: 18	H: 2 LOB: 1 BB: 1 P: 28	R: 0 E: 0 K: 1 S: 8	H: 0 LOB: 1 BB: 0 P: 12	R: 0 E: 0 K: 1 S: 7	H: 0 LOB: 0 BB: 0 P: 11	R: 0 E: 0 K: 1 S: 10	H: 3 LOB: 2 BB: 0 P: 16	R: 0 E: 0 K: 1 S: 19	H: 0 LOB: 1 BB: 1 P: 30	R: 0 E: 0 K: 3 S: 11	H: 1 LOB: 2 BB: 1 P: 16	R: 0 E: 0 K: 1 S: 6	H: 0 LOB: 0 BB: 0 P: 9	R: 0 E: 0 K: 1 S: 11	H: 1 LOB: 0 BB: 0 P: 14	R: 1 E: 0 K: 1 S: 11	H: 2 LOB: 3 BB: 2 P: 24	1B: 6 2B: 3 3B: 0 HR: 0	SF: 0 SAC: 1 DP: 1 HBP: 1	WP: 0 PB: 0 SB: 0 CS: 0	PA: 43	
PITCHER	IP WLS BF H R ER SO BB IBB HBP BLK WP HR S P ERA WHIP	6.0 0 26 5 3 3 5 2 0 1 0 0 0 5 6 4.50 1.167	7.1 0 2 1 0 0 1 0 0 0 0 0 0 5 6 0.00 3.000	7.1 0 3 0 0 0 2 0 1 0 0 0 0 6 10 0.00 0.000	8.1 0 6 1 0 0 2 0 0 0 0 0 0 17 23 0.00 0.500	10.1 0 4 1 1 1 0 0 2 0 0 0 7 18 27.00 3.000																	

Batter	1	2	3	4	5	6	7	8	9	AB	R	H	RBI	BB	SO	LOB	TOP			
11 Jimmy Rollins, S OBP: 0.317, SLG: 0.351	F9		K			G4-3				4	0	1	0	0	1	0	Philadelphia Phillies @ New York Mets Citi Field, Flushing, NY Sun Jul 21 2013, 1:12 PM - 3:45 PM EDT Att: 32,127 - Cloudy - 88 F			
10 Michael Young, R OBP: 0.347, SLG: 0.417	G5-3			G3						4	0	1	0	0	0	1				
26 Chase Utley, L OBP: 0.338, SLG: 0.519	HBP					L4				3	0	1	0	0	1	1				
9 Domico Brown, L OBP: 0.319, SLG: 0.537	K			K						4	0	0	0	0	4	2				
3 Delmon Young, R OBP: 0.327, SLG: 0.425	K			F8						4	0	1	0	0	1	1				
28 Kevin Frandsen, R OBP: 0.377, SLG: 0.429	G4-3					K				3	0	0	0	0	1	1				
15 John Mayberry Jr., R OBP: 0.305, SLG: 0.433	L9									3	0	0	0	0	1	1				
31 Erik Kratz, R OBP: 0.285, SLG: 0.427			K							3	0	0	0	0	2	0				
33 Cliff Lee, L OBP: 0.195, SLG: 0.200										2	0	0	0	0	1	0				
59 Antonio Bastardo, R OBP: 0.245, SLG: 0.291										0	0	0	0	0	0	0				
19 Laynce Nix, L OBP: 0.245, SLG: 0.291										0	0	0	0	0	0	0				
58 Jonathan Papelbon, R OBP: 0.261, SLG: 0.253										0	0	0	0	0	0	0				
Inning Stats	R: 0 H: 0 E: 0 K: 1 S: 10	H: 0 LOB: 1 BB: 0 P: 17	R: 0 H: 0 E: 0 K: 1 S: 7	H: 0 LOB: 0 BB: 0 P: 9	R: 0 H: 0 E: 0 K: 3 S: 9	H: 0 LOB: 0 BB: 0 P: 12	R: 0 H: 1 E: 0 K: 1 S: 14	H: 1 LOB: 1 BB: 0 P: 20	R: 0 H: 0 E: 0 K: 3 S: 12	H: 0 LOB: 0 BB: 0 P: 20	R: 0 H: 1 E: 0 K: 0 S: 13	H: 1 LOB: 1 BB: 0 P: 19	R: 0 H: 1 E: 0 K: 1 S: 10	H: 1 LOB: 1 BB: 0 P: 15	R: 0 H: 1 E: 0 K: 0 S: 9	H: 0 LOB: 0 BB: 0 P: 13	1B: 3 2B: 1 HR: 0	SF: 0 SAC: 0 DP: 0 HBP: 1	WP: 0 PB: 1 SB: 0 CS: 0	PA: 32
PITCHER	IP WLS BF H R ER SO BB IBB HBP BLK WP HR S P ERA WHIP	7.0 W 25 3 0 0 10 0 0 1 0 0 0 0 75 112 0.00 0.429	2.0 7 1 0 0 2 0 0 0 0 0 0 0 0 17 27 0.00 0.500	PITCHER																

Batter	1	2	3	4	5	6	7	8	9	AB	R	H	RBI	BB	SO	LOB	BOTTOM			
22 Eric Young Jr., S OBP: 0.323, SLG: 0.360	G6-3		L7			F8				4	0	0	0	0	1	0	Philadelphia Phillies @ New York Mets Citi Field, Flushing, NY Sun Jul 21 2013, 1:12 PM - 3:45 PM EDT Att: 32,127 - Cloudy - 88 F			
28 Daniel Murphy, L OBP: 0.302, SLG: 0.391	F7		G4-3			G4-3				4	0	0	0	0	0	0				
5 David Wright, R OBP: 0.398, SLG: 0.521	HR					G5-3				4	2	2	1	0	0	0				
6 Marlon Byrd, R OBP: 0.322, SLG: 0.519	HR									4	1	2	1	0	1	1				
13 Josh Satin, R OBP: 0.464, SLG: 0.515	G4-3					F8				3	1	1	0	0	0	1				
29 Ike Davis, L OBP: 0.261, SLG: 0.253										1	0	0	0	0	1	0				
44 John Buck, R OBP: 0.283, SLG: 0.394	G6-3					F9				3	0	0	0	0	1	3				
12 Juan Lagares, R OBP: 0.284, SLG: 0.397	K									3	1	2	3	0	1	0				
3 Omar Quintanilla, L OBP: 0.317, SLG: 0.331	K									2	0	0	0	1	1	2				
33 Matt Harvey, R OBP: 0.109, SLG: 0.152										2	0	0	0	0	2	1				
30 Andrew Brown, R OBP: 0.308, SLG: 0.438										1	0	0	0	0	1	0				
50 Scott Atchison, R ERA: 2.27										0	0	0	0	0	0	0				
Inning Stats	R: 2 H: 2 E: 0 K: 0 S: 15	H: 2 LOB: 0 BB: 0 P: 20	R: 0 H: 0 E: 0 K: 2 S: 10	H: 0 LOB: 0 BB: 0 P: 12	R: 0 H: 0 E: 0 K: 1 S: 8	H: 0 LOB: 0 BB: 0 P: 10	R: 3 H: 3 E: 0 K: 2 S: 19	H: 3 LOB: 1 BB: 1 P: 33	R: 0 H: 0 E: 0 K: 0 S: 7	H: 0 LOB: 0 BB: 0 P: 8	R: 0 H: 2 E: 0 K: 1 S: 13	H: 2 LOB: 2 BB: 0 P: 16	R: 0 H: 0 E: 0 K: 2 S: 9	H: 0 LOB: 0 BB: 0 P: 14	R: 0 H: 0 E: 0 K: 1 S: 8	H: 0 LOB: 0 BB: 0 P: 11	1B: 4 2B: 0 3B: 0 HR: 3	SF: 0 SAC: 0 DP: 0 HBP: 0	WP: 0 PB: 0 SB: 0 CS: 0	PA: 32
PITCHER	IP WLS BF H R ER SO BB IBB HBP BLK WP HR S P ERA WHIP	6.0 L 26 7 5 5 6 1 0 0 0 0 0 0 9 14 0.00 1.333	1.0 3 0 0 0 2 0 0 0 0 0 0 0 0 8 11 0.00 0.000	1.0 3 0 0 0 1 0 0 0 0 0 0 0 0 8 11 0.00 0.000	PITCHER															

AB	31
R	0
H	4
RBI	0
BB	0
SO	12
LOB	7



AB	31
R	5
H	7
RBI	5
BB	1
SO	9
LOB	8



Batter	1	2	3	4	5	6	7	8	9	AB	R	H	RBI	BB	SO	LOB	TOP				
10 Michael Young, R OBP: 0.344, SLG: 0.404	G5-3		1-2 1B		G1-3			4-2 BB		3	0	1	1	1	0	0					
28 Kevin Frandsen, R OBP: 0.397, SLG: 0.409	P4		0-3 K			0-0 G5-3		1-1 G6-3		4	0	0	0	0	1	3					
11 Jimmy Rollins, S OBP: 0.319, SLG: 0.355	G3-1		2-3 K			0-3 K			0-1 1B	4	0	1	0	0	2	2					
26 Chase Utley, L OBP: 0.340, SLG: 0.507	G5-3				3-2 G6-3			2-3 K		4	0	0	0	0	1	1					
3 Delmon Young, R OBP: 0.315, SLG: 0.407	L6				0-2 F8				1-1 G5-3	4	0	0	0	0	1	1					
18 Darin Ruf, R OBP: 0.383, SLG: 0.481	G6-3				3-2 1B				0-0 F8	4	0	1	0	0	0	1					
15 John Mayberry Jr., R OBP: 0.307, SLG: 0.435			2-1 E4 10 1B		2-3 K				2-2 G6-3	3	1	0	0	0	1	1					
19 Laynce Nix, L OBP: 0.230, SLG: 0.270			0-0 F7			2-3 K			1-1 G3-1	3	0	0	0	0	1	1					
51 Carlos Ruiz, R OBP: 0.302, SLG: 0.281			2-2 10 1B		2-2 G6-3				0-0 F7	3	0	1	0	0	0	0					
Inning Stats	R: 0 E: 0 K: 0 S: 5	H: 0 LOB: 0 BB: 0 P: 10	R: 0 E: 0 K: 0 S: 6	H: 0 LOB: 0 BB: 0 P: 7	R: 1 E: 1 K: 2 S: 15	H: 2 LOB: 2 BB: 0 P: 22	R: 0 E: 0 K: 1 S: 15	H: 1 LOB: 1 BB: 0 P: 23	R: 0 E: 0 K: 2 S: 8	H: 0 LOB: 0 BB: 0 P: 14	R: 0 E: 0 K: 0 S: 6	H: 0 LOB: 0 BB: 0 P: 9	R: 0 E: 0 K: 0 S: 8	H: 0 LOB: 1 BB: 1 P: 14	R: 0 E: 0 K: 1 S: 9	H: 1 LOB: 1 BB: 0 P: 11	1B: 4 2B: 0 3B: 0 HR: 0	SF: 0 SAC: 0 DP: 0 HBP: 0	WP: 0 PB: 0 SB: 2 CS: 0	PA: 33	
PITCHER	IP	WLS	BF	H	R	ER	SO	BB	IBB	HBP	BLK	WP	HR	S	P	ERA	WHIP				
58 Doug Fister, R ERA: 3.67	8.0	W	29	3	1	0	6	1	0	0	0	0	0	71	109	0.00	0.500				
53 Joaquin Benoit, R ERA: 1.5	1.0	S	4	1	0	0	1	0	0	0	0	0	0	9	11	0.00	1.000				

Philadelphia Phillies @ Detroit Tigers
Comerica Park, Detroit, MI
Fri Jul 26 2013, 7:08 PM - 9:38 PM EDT
Att: 42,317 - Partly Cloudy - 76 F

AB 32
R 1
H 4
RBI 1
BB 1
SO 7
LOB 10



Batter	1	2	3	4	5	6	7	8	9	AB	R	H	RBI	BB	SO	LOB	BOTTOM				
14 Austin Jackson, R OBP: 0.342, SLG: 0.397	18 G4-3 2B		0-3 K		1-2 G5-3			1-3 K		4	0	1	0	0	2	2					
12 Andy Dirks, L OBP: 0.302, SLG: 0.349	P2		2-2 G3-1		3-2 18 BB 1B			0-0 F7		4	0	1	0	0	0	2					
18 Matt Tuasosopo, R OBP: 0.415, SLG: 0.551	G4-3				4-1 BB			3-2 G6-3		2	0	0	0	1	0	1					
32 Don Kelly, L OBP: 0.345, SLG: 0.382	2-3				1-2 BB				0-0 G6-3	1	0	0	0	0	0	0					
28 Prince Fielder, L OBP: 0.358, SLG: 0.448	G3-1				3-2 F9			4-2 41 G3-6-3 BB		3	0	0	0	1	0	4					
41 Victor Martinez, S OBP: 0.315, SLG: 0.391	F8				2-2 G5-3			2-2 G6-3		4	0	0	0	0	0	1					
27 Jhonny Peralta, R OBP: 0.357, SLG: 0.450	26 1B 39 CS 2B				1-2 F8			1-3 K		3	0	1	0	0	1	0					
26 Hernán Pérez, R OBP: 0.286, SLG: 0.346			1-1 2-3 1B		4-2 39 2B 13 2B BB			0-0 F8		2	1	1	0	1	0	0					
39 Ramon Santiago, S OBP: 0.240, SLG: 0.253			3-3 K		0-0 13 2B 2B				4-2 BB	2	1	1	0	1	1	2					
13 Alex Avila, L OBP: 0.287, SLG: 0.304			1-3 K		1-3 12 1B 2B			1-2 K		3	0	1	2	0	2	1					
Inning Stats	R: 0 E: 0 K: 0 S: 6	H: 1 LOB: 1 BB: 0 P: 9	R: 0 E: 0 K: 1 S: 9	H: 2 LOB: 2 BB: 0 P: 14	R: 0 E: 0 K: 2 S: 12	H: 0 LOB: 0 BB: 0 P: 15	R: 0 E: 0 K: 0 S: 9	H: 0 LOB: 0 BB: 0 P: 14	R: 2 E: 0 K: 0 S: 19	H: 3 LOB: 3 BB: 2 P: 32	R: 0 E: 0 K: 1 S: 9	H: 0 LOB: 0 BB: 0 P: 12	R: 0 E: 0 K: 2 S: 10	H: 0 LOB: 1 BB: 1 P: 16	R: 0 E: 0 K: 0 S: 7	H: 0 LOB: 0 BB: 1 P: 15	1B: 2 2B: 5 3B: 0 HR: 0	SF: 0 SAC: 0 DP: 2 HBP: 0	WP: 0 PB: 0 SB: 0 CS: 1	PA: 32	
PITCHER	IP	WLS	BF	H	R	ER	SO	BB	IBB	HBP	BLK	WP	HR	S	P	ERA	WHIP				
35 Cole Hamels, L ERA: 4.09	7.0	L	29	6	2	2	6	3	0	0	0	0	0	74	112	2.57	1.286				
57 Luis García, R ERA:	1.0		3	0	0	0	0	1	0	0	0	0	0	7	15	0.00	1.000				

Philadelphia Phillies @ Detroit Tigers
Comerica Park, Detroit, MI
Fri Jul 26 2013, 7:08 PM - 9:38 PM EDT
Att: 42,317 - Partly Cloudy - 76 F

AB 28
R 2
H 6
RBI 2
BB 4
SO 6
LOB 13



Batter	1	2	3	4	5	6	7	8	9	AB	R	H	RBI	BB	SO	LOB	TOP					
10 Michael Young, R OBP: 0.342, SLG: 0.402 43 Steve Susdorf, L (5, 7)	L5		L8			G6-3			G4-3	2	0	0	0	0	0	0						
28 Kevin Frandsen, R OBP: 0.364, SLG: 0.404 (1, 3) (5, 4)	L6			K			G6-4-3 1B		G6-3	4	0	1	0	0	1	0						
11 Jimmy Rollins, S OBP: 0.318, SLG: 0.354 4 John McDonald, R OBP: 0.170, SLG: 0.104 (1, 6) (5, 6)	F7			G3					G6-4-3 1-2	2	0	0	0	0	0	0						
26 Chase Utley, L OBP: 0.338, SLG: 0.504 15 John Mayberry Jr., R OBP: 0.306, SLG: 0.433 (1, 4) (5, 8)		F8		F7					K	2	0	0	0	0	0	0						
3 Delmon Young, R OBP: 0.312, SLG: 0.402 (1, 10)		F9				K			P3	3	0	0	0	0	1	0						
18 Darin Ruf, R OBP: 0.397, SLG: 0.500 (1, 7) (5, 3)				G1-3					G3 19 BB	2	0	1	0	1	0	0						
19 Laynce Nix, L OBP: 0.224, SLG: 0.263 (1, 9)				K					G3	3	0	0	0	0	2	2						
31 Erik Kratz, R OBP: 0.285, SLG: 0.420 (1, 2)				K					G5-3	3	0	0	0	0	2	1						
7 Michael Martinez, S OBP: 0.111, SLG: 0.111 (1, 8) (5, 5)				G4-3					G1-3	3	0	0	0	0	1	0						
Inning Stats	R: 0 E: 0 K: 0 S: 6	H: 0 LOB: 0 BB: 0 P: 8	R: 0 E: 0 K: 1 S: 9	H: 1 LOB: 1 BB: 0 P: 13	R: 0 E: 0 K: 1 S: 10	H: 0 LOB: 0 BB: 0 P: 16	R: 0 E: 0 K: 1 S: 8	H: 0 LOB: 0 BB: 0 P: 13	R: 0 E: 0 K: 2 S: 9	H: 0 LOB: 0 BB: 0 P: 14	R: 0 E: 0 K: 2 S: 8	H: 0 LOB: 0 BB: 0 P: 11	R: 0 E: 0 K: 1 S: 5	H: 1 LOB: 0 BB: 0 P: 6	R: 0 E: 0 K: 0 S: 7	H: 0 LOB: 1 BB: 1 P: 14	R: 0 E: 0 K: 0 S: 4	H: 0 LOB: 0 BB: 0 P: 7	1B: 1 2B: 1 3B: 0 HR: 0	SF: 0 SAC: 0 DP: 1 HBP: 0	WP: 0 PB: 0 SB: 0 CS: 0	PA: 29
PITCHER	IP	WLS	BF	H	R	ER	SO	BB	IBB	HBP	BLK	WP	HR	S	P	ERA	WHIP					
37 Max Scherzer, R ERA: 3.01 62 Al Alburquerque, R ERA: 5.09 57 Evan Reed, R ERA: 3.18	(1, 1) (7, 1) (9, 1)	6.0 2.0 1.0	W 7 3	19 1 0	0 0 0	0 0 0	7 1 0	0 1 0	0 0 0	0 0 0	0 0 0	0 0 0	0 0 4	50 12 7	75 20 7	0.00 0.00 0.00	0.167 1.000 0.000					

Philadelphia Phillies @ Detroit Tigers
Comerica Park, Detroit, MI
Sat Jul 27 2013, 7:56 PM - 10:20 PM EDT
Att: 41,970 - Partly Cloudy - 62 F

AB 28
R 0
H 2
RBI 0
BB 1
SO 8
LOB 4



Batter	1	2	3	4	5	6	7	8	9	AB	R	H	RBI	BB	SO	LOB	BOTTOM					
14 Austin Jackson, R OBP: 0.340, SLG: 0.392 (1, 8)	F9	L7	F8					F8		4	0	0	0	1	0	1						
48 Tori Hunter, R OBP: 0.348, SLG: 0.469 12 Andy Dirks, L OBP: 0.302, SLG: 0.349 (8, FR) (9, 9)	P4	28 WP 41 1B		E9 24 G6-3		SF8				4	2	3	1	0	0	0						
24 Miguel Cabrera, R OBP: 0.455, SLG: 0.674 39 Ramon Santiago, S OBP: 0.236, SLG: 0.247 (1, 5) (5, 5)				G6-3		G3-1				3	2	2	3	0	0	0						
28 Prince Fielder, L OBP: 0.357, SLG: 0.446 32 Don Kelly, L OBP: 0.342, SLG: 0.379 (1, 3) (7, 3)	41 1B 27 1B			K						4	1	1	0	0	2	2						
41 Victor Martinez, S OBP: 0.319, SLG: 0.397 (1, 10)										4	1	3	2	0	0	0						
27 Jhonny Peralta, R OBP: 0.359, SLG: 0.451 (1, 6)										4	1	2	1	0	1	1						
18 Matt Tuiasosopo, R OBP: 0.410, SLG: 0.569 (1, 7)										4	1	1	3	0	1	2						
26 Hernán Pérez, R OBP: 0.281, SLG: 0.333 (1, 4)	F9									4	1	1	0	0	0	0						
13 Alex Avila, L OBP: 0.291, SLG: 0.307 (1, 2)										4	1	2	0	0	0	0						
Inning Stats	R: 5 E: 0 K: 0 S: 25	H: 5 LOB: 0 BB: 0 P: 33	R: 3 E: 0 K: 2 S: 19	H: 5 LOB: 2 BB: 0 P: 27	R: 0 E: 0 K: 0 S: 5	H: 0 LOB: 0 BB: 0 P: 8	R: 1 E: 1 K: 2 S: 12	H: 2 LOB: 1 BB: 0 P: 18	R: 1 E: 0 K: 0 S: 13	H: 2 LOB: 2 BB: 1 P: 21	R: 0 E: 0 K: 0 S: 9	H: 0 LOB: 0 BB: 0 P: 11	R: 0 E: 0 K: 0 S: 8	H: 0 LOB: 0 BB: 0 P: 9	R: 0 E: 0 K: 0 S: 10	H: 1 LOB: 1 BB: 0 P: 13	1B: 11 2B: 2 3B: 0 HR: 2	SF: 1 SAC: 0 DP: 0 HBP: 0	WP: 1 PB: 0 SB: 0 CS: 0	PA: 40		
PITCHER	IP	WLS	BF	H	R	ER	SO	BB	IBB	HBP	BLK	WP	HR	S	P	ERA	WHIP					
46 Raul Valdes, L ERA: 9.72 66 JC Ramirez, R ERA: 7.15 63 Jake Diekman, L ERA: 4.2 30 Justin De Fratus, R ERA: 4.88	(1, 1) (4, 1) (7, 1) (8, 1)	3.2 2.1 1.0 1.0	L 10 3 4	23 2 0 1	12 1 0 0	9 1 0 0	9 1 0 0	0 1 0 0	0 0 0 0	0 0 0 0	0 0 0 0	0 0 0 0	0 0 8 10	25 38 9 13	80 38 9 13	22.09 3.86 0.00 0.00	3.273 1.286 0.000 1.000					

Philadelphia Phillies @ Detroit Tigers
Comerica Park, Detroit, MI
Sat Jul 27 2013, 7:56 PM - 10:20 PM EDT
Att: 41,970 - Partly Cloudy - 62 F

AB 38
R 10
H 15
RBI 10
SO 4
LOB 10



Batter	1	2	3	4	5	6	7	8	9	AB	R	H	RBI	BB	SO	LOB	TOP																						
11 Jimmy Rollins, S OBP: 0.317, SLG: 0.352 4 John McDonald, R OBP: 0.167, SLG: 0.102	L3		F7		SH1-3		K			2	0	0	0	0	0	0	2																						
10 Michael Young, R OBP: 0.342, SLG: 0.402 7 Michael Martinez, S OBP: 0.100, SLG: 0.100	1B		G5-3		K		L4			3	0	1	0	0	1	1	3																						
26 Chase Utley, L OBP: 0.337, SLG: 0.498	L8		K		IBB		G6-3			3	0	0	0	1	1	1	3																						
18 Darin Ruf, R OBP: 0.403, SLG: 0.517	G4-3		K		1B		2B			4	1	2	1	0	1	1	4																						
28 Kevin Frandsen, R OBP: 0.368, SLG: 0.415	G4-3		1B		FC5		1B			4	1	2	1	0	0	2	4																						
15 John Mayberry Jr., R OBP: 0.309, SLG: 0.432	BB		1B		G6-3		L9			3	1	1	0	1	0	0	3																						
19 Laynce Nix, L OBP: 0.225, SLG: 0.262	G6-3		1B		G3-1		F8			4	0	1	1	0	0	1	4																						
51 Carlos Ruiz, R OBP: 0.301, SLG: 0.280	1B		G6-4-3		P6		F9			4	0	1	1	0	0	2	4																						
43 Steve Susdorf, L OBP: 0.143, SLG: 0.286	G4-3		2B		F7		K			4	1	1	0	0	1	1	4																						
Inning Stats	R: 0 H: 1 E: 0 K: 0 S: 8	H: 1 LOB: 0 BB: 0 P: 11	R: 1 H: 1 E: 0 K: 0 S: 16	H: 1 LOB: 1 BB: 24 P: 21	R: 0 H: 0 E: 0 K: 1 S: 6	H: 0 LOB: 0 BB: 0 P: 9	R: 1 H: 3 E: 0 K: 1 S: 10	H: 3 LOB: 1 BB: 0 P: 15	R: 1 H: 2 E: 0 K: 1 S: 10	H: 2 LOB: 2 BB: 1 P: 17	R: 0 H: 0 E: 0 K: 0 S: 8	H: 0 LOB: 0 BB: 0 P: 10	R: 0 H: 0 E: 0 K: 1 S: 10	H: 0 LOB: 0 BB: 0 P: 15	R: 1 H: 2 E: 0 K: 0 S: 13	H: 2 LOB: 0 BB: 0 P: 17	R: 0 H: 0 E: 0 K: 1 S: 6	H: 0 LOB: 0 BB: 0 P: 9	1B: 6 2B: 3 3B: 0 HR: 0	SF: 0 SAC: 1 DP: 1 HBP: 0	WP: 0 PA: 36 PB: 0 SB: 0 CS: 0																		
PITCHER	IP	WLS	BF	H	R	ER	SO	BB	IBB	HBP	BLK	WP	HR	S	P	ERA	WHIP	PITCHER				IP	WLS	BF	H	R	ER	SO	BB	IBB	HBP	BLK	WP	HR	S	P	ERA	WHIP	
21 Rick Porcello, R ERA: 4.49	6.0	W	26	7	3	3	3	1	1	0	0	0	0	58	86	4.50	1.333					6.0	W	26	7	3	3	3	1	1	0	0	0	0	0	58	86	4.50	1.333
33 Drew Smyly, L ERA: 1.77	1.0		3	0	0	0	1	0	0	0	0	0	0	10	15	0.00	0.000					1.0		3	0	0	0	1	0	0	0	0	0	10	15	0.00	0.000		
43 Bruce Rondón, R ERA: 5.79	1.0		4	2	1	1	0	0	0	0	0	0	0	13	17	9.00	2.000					1.0		4	2	1	1	0	0	0	0	0	13	17	9.00	2.000			
40 Phil Coke, L ERA: 5.46	1.0		3	0	0	0	1	0	0	0	0	0	0	6	9	0.00	0.000					1.0		3	0	0	0	1	0	0	0	0	6	9	0.00	0.000			

Philadelphia Phillies @ Detroit Tigers
Comerica Park, Detroit, MI
Sun Jul 28 2013, 1:09 PM - 4:24 PM EDT
Att: 41,326 - Partly Cloudy - 64 F

AB 33
R 4
H 9
RBI 4
BB 2
SO 5
LOB 9



Batter	1	2	3	4	5	6	7	8	9	AB	R	H	RBI	BB	SO	LOB	BOTTOM																					
14 Austin Jackson, R OBP: 0.346, SLG: 0.397	BB		BB		F9		2B		FC4-6	4	2	2	0	2	0	6	4																					
32 Don Kelly, L OBP: 0.344, SLG: 0.378	G4-3		P5		1B		BB			3	2	1	1	1	0	4	3																					
24 Miguel Cabrera, R OBP: 0.455, SLG: 0.872	BB		K		1B		BB			0	0	0	0	1	0	0	0																					
18 Matt Tuasosopo, R OBP: 0.419, SLG: 0.573	BB		K		1B		BB			2	0	1	2	1	1	3	2																					
26 Hernán Pérez, R OBP: 0.303, SLG: 0.355	BB		P5		G4-3		1B			1	1	1	1	0	0	0	1																					
28 Prince Fielder, L OBP: 0.353, SLG: 0.440	G6-4-3		P5		G4-3		E3		G4-6-3	5	1	0	1	0	0	11	5																					
41 Victor Martinez, S OBP: 0.323, SLG: 0.397	L8		L8		G3		BB		1B	3	1	1	2	2	0	1	3																					
27 Jhonny Peralta, R OBP: 0.359, SLG: 0.458	G5-3		G5-3		P4		HR		F7	5	1	2	4	0	0	2	5																					
12 Andy Dirks, L OBP: 0.304, SLG: 0.348	G4-3		G4-3		F7		K		1B	4	1	1	0	1	1	3	4																					
13 Alex Avila, L OBP: 0.289, SLG: 0.309			G3-6-3		G3-6-3		K		K	5	1	1	0	0	2	6	5																					
39 Ramon Santiago, S OBP: 0.261, SLG: 0.267	1B		1B		1B		1B		BB	4	2	3	0	1	0	0	4																					
Inning Stats	R: 0 H: 0 E: 0 K: 0 S: 4	H: 0 LOB: 0 BB: 2 P: 13	R: 0 H: 0 E: 0 K: 0 S: 8	H: 0 LOB: 0 BB: 0 P: 14	R: 0 H: 2 E: 0 K: 1 S: 12	H: 2 LOB: 3 BB: 1 P: 21	R: 0 H: 1 E: 0 K: 0 S: 8	H: 1 LOB: 1 BB: 1 P: 14	R: 3 H: 4 E: 0 K: 0 S: 12	H: 4 LOB: 1 BB: 0 P: 16	R: 8 H: 2 E: 3 K: 2 S: 24	H: 2 LOB: 3 BB: 3 P: 47	R: 1 H: 2 E: 0 K: 0 S: 9	H: 2 LOB: 1 BB: 1 P: 13	R: 0 H: 2 E: 0 K: 1 S: 18	H: 2 LOB: 3 BB: 1 P: 26	1B: 10 2B: 2 3B: 0 HR: 1	SF: 1 SAC: 0 DP: 3 HBP: 0	WP: 0 PA: 46 PB: 0 SB: 0 CS: 0																			
PITCHER	IP	WLS	BF	H	R	ER	SO	BB	IBB	HBP	BLK	WP	HR	S	P	ERA	WHIP	PITCHER				IP	WLS	BF	H	R	ER	SO	BB	IBB	HBP	BLK	WP	HR	S	P	ERA	WHIP
44 Jonathan Pettibone, R ERA: 4.04	5.0		24	7	3	3	1	4	0	0	0	0	0	44	78	5.40	2.200					5.0		24	7	3	3	1	4	0	0	0	0	44	78	5.40	2.200	
63 Jake Diekmann, L ERA: 4.11	0.1	L	5	1	4	3	0	1	0	0	0	0	0	8	16	81.00	6.000					0.1	L	5	1	4	3	0	1	0	0	0	8	16	81.00	6.000		
57 Luis Garcia, R ERA: 3.52	0.0		4	1	4	0	0	2	0	0	0	0	1	10	22	∞	∞					0.0		4	1	4	0	0	2	0	0	1	10	22	∞	∞		
59 Antonio Bastardo, L ERA: 2.52	1.2		7	2	1	1	2	1	0	0	0	0	0	15	22	5.40	1.800					1.2		7	2	1	1	2	1	0	0	0	15	22	5.40	1.800		
56 Jonathan Papelbon, R ERA: 2.21	1.0		6	2	0	0	1	1	0	0	0	0	0	18	26	0.00	3.000					1.0		6	2	0	0	1	1	0	0	0	18	26	0.00	3.000		

Philadelphia Phillies @ Detroit Tigers
Comerica Park, Detroit, MI
Sun Jul 28 2013, 1:09 PM - 4:24 PM EDT
Att: 41,326 - Partly Cloudy - 64 F

AB 36
R 12
H 13
RBI 11
BB 9
SO 4
LOB 36



Batter	1	2	3	4	5	6	7	8	9	AB	R	H	RBI	BB	SO	LOB	TOP			
56 Andres Torres, S OBP: 0.307, SLG: 0.358 63 Jean Machi, R	1-0 SH1-4 48 SF7 2B		4-2 19 BB BB		0-0 G3		1-2 K			3	2	1	0	1	1	0				
19 Marco Scutaro, R OBP: 0.375, SLG: 0.392	1-1 SH1-4		4-2 48 1B BB		1-1 48 FC5-4 1B			2-2 F7		2	0	1	0	1	0	0				
48 Pablo Sandoval, S OBP: 0.322, SLG: 0.405	1-0 SF7		1-1 FC6-4 1B		3-1 FC5-4 1-2			3-3 K		3	0	1	2	0	1	1				
8 Hunter Pence, R OBP: 0.320, SLG: 0.455	3-1 F8		0-0 FC6-4 1-2		3-1 G4-3			0-0 1B		4	0	1	0	0	0	2				
23 Jeff Francoeur, R OBP: 0.240, SLG: 0.302	2-1 P3		1-0 G4-3		0-1 G6-3			3-2 F9		4	0	0	0	0	0	1				
6 Brett Pill, R OBP: 0.242, SLG: 0.387	2-1 12 G6-4-3 1B		2-2 1B		2-1 L9			1-2 13 FC5-4 1B		4	0	3	0	0	0	0				
12 Guillermo Quiroz, R OBP: 0.244, SLG: 0.313	0-0 G6-4-3 1-2		3-1 L8		3-2 7 G1-3 13 G4-3 2B			1-2 L7		4	1	1	0	0	0	3				
35 Brandon Crawford, L OBP: 0.338, SLG: 0.394 34 Guillermo Moscoso, R	1-1 75 B2-6-3 1B		1-1 K		1-1 G1-3			2-1 L9		2	0	0	1	0	0	1				
7 Gregor Blanco, L OBP: 0.322, SLG: 0.341	0-0 B2-6-3 1-2		0-0 K		0-0 G4-3			0-0 FC5-4 1-2		1	0	0	0	0	0	1				
75 Barry Zito, L OBP: 0.167, SLG: 0.167 13 Joaquin Arias, R OBP: 0.291, SLG: 0.314																				
Inning Stats	R: 1 E: 0 K: 0 S: 6	H: 1 LOB: 0 BB: 0 P: 12	R: 0 E: 0 K: 0 S: 5	H: 1 LOB: 0 BB: 0 P: 9	R: 1 E: 0 K: 0 S: 14	H: 2 LOB: 2 BB: 2 P: 24	R: 0 E: 0 K: 1 S: 10	H: 1 LOB: 1 BB: 0 P: 18	R: 0 E: 0 K: 1 S: 9	H: 0 LOB: 0 BB: 0 P: 11	R: 1 E: 0 K: 1 S: 10	H: 1 LOB: 0 BB: 0 P: 15	R: 0 E: 0 K: 1 S: 12	H: 1 LOB: 1 BB: 0 P: 20	R: 0 E: 0 K: 0 S: 11	H: 1 LOB: 1 BB: 0 P: 15	1B: 7 2B: 2 3B: 0 HR: 0	SF: 1 SAC: 1 DP: 2 HBP: 0	WP: 0 PB: 0 SB: 0 CS: 0	PA: 36
PITCHER	IP WLS BF H R ER SO	IP WLS BF H R ER SO	IP WLS BF H R ER SO	IP WLS BF H R ER SO	IP WLS BF H R ER SO	IP WLS BF H R ER SO	IP WLS BF H R ER SO	IP WLS BF H R ER SO	IP WLS BF H R ER SO	IP WLS BF H R ER SO	IP WLS BF H R ER SO	IP WLS BF H R ER SO	IP WLS BF H R ER SO	IP WLS BF H R ER SO	IP WLS BF H R ER SO	IP WLS BF H R ER SO	ERA WHIP	ERA WHIP		

San Francisco Giants @ Philadelphia Phillies
Citizens Bank Park, Philadelphia, PA
Tue Jul 30 2013, 7:09 PM - 10:02 PM EDT
Att: 36,492 - Cloudy - 84 F

AB 32
R 3
H 9
RBI 3
BB 2
SO 4
LOB 12



Batter	1	2	3	4	5	6	7	8	9	AB	R	H	RBI	BB	SO	LOB	BOTTOM			
11 Jimmy Rollins, S OBP: 0.315, SLG: 0.350	3-2 F9	2-2 L6		2-2 10 L9 1B		0-0 F9		2-0 G3		5	0	1	0	0	0	1				
10 Michael Young, R OBP: 0.345, SLG: 0.411	3-2 26 1B 3 1B	4-0 BB		2-2 L9		2-0 HR		2-1 F9		4	2	2	2	1	0	1				
26 Chase Utley, L OBP: 0.341, SLG: 0.498	2-2 3 1B 15 BB	0-3 K		4-0 18 HBP 1B		1-1 G4-3		2-0 1B		4	1	2	0	1	1	1				
18 Darin Ruf, R OBP: 0.389, SLG: 0.484	3-3 K		1-2 F8		1-2 HBP		1-3 K		0-3 K	4	0	0	0	0	3	3				
3 Delmon Young, R OBP: 0.315, SLG: 0.403 7 Michael Martinez, S OBP: 0.100, SLG: 0.100	3-2 15 BB 28 HBP 1B		1-0 P5		1-2 L4		2-2 28 G6-3 15 2B 1B		0-0 G6-3	4	0	2	1	0	0	3				
28 Kevin Frandsen, R OBP: 0.364, SLG: 0.405	1-2 15 BB HBP		0-1 L9		1-3 K		0-0 G6-3		1-2 K	3	0	0	0	0	1	1				
15 John Mayberry Jr., R OBP: 0.316, SLG: 0.439	4-2 BB		1-2 51 HR 1B		1-0 G5-3		0-1 51 G4-3 2B		0-1 G4-3	3	1	2	2	1	0	0				
51 Carlos Ruiz, R OBP: 0.299, SLG: 0.299	0-1 P5		1-1 HR		0-3 K		0-0 G4-3		2-3 G4-3	4	1	1	2	0	1	5				
27 John Lannan, L OBP: 0.286, SLG: 0.263 25 Cody Asche, L	2-1 F8		0-2 L4		4-1 BB		2-0 P4			2	1	0	0	1	0	0				
59 Antonio Bastardo, R 30 Justin De Fratus, S																				
Inning Stats	R: 2 E: 0 K: 1 S: 26	H: 3 LOB: 3 BB: 1 P: 45	R: 0 E: 0 K: 1 S: 9	H: 0 LOB: 1 BB: 1 P: 17	R: 0 E: 0 K: 0 S: 7	H: 0 LOB: 0 BB: 0 P: 9	R: 2 E: 1 K: 0 S: 22	H: 3 LOB: 3 BB: 1 P: 34	R: 0 E: 0 K: 2 S: 9	H: 0 LOB: 0 BB: 0 P: 11	R: 2 E: 0 K: 1 S: 8	H: 1 LOB: 1 BB: 1 P: 16	R: 1 E: 0 K: 0 S: 8	H: 2 LOB: 2 BB: 0 P: 12	R: 0 E: 0 K: 1 S: 7	H: 1 LOB: 1 BB: 0 P: 13	1B: 7 2B: 1 3B: 0 HR: 2	SF: 0 SAC: 0 DP: 0 HBP: 2	WP: 0 PB: 0 SB: 0 CS: 0	PA: 40
PITCHER	IP WLS BF H R ER SO	IP WLS BF H R ER SO	IP WLS BF H R ER SO	IP WLS BF H R ER SO	IP WLS BF H R ER SO	IP WLS BF H R ER SO	IP WLS BF H R ER SO	IP WLS BF H R ER SO	IP WLS BF H R ER SO	IP WLS BF H R ER SO	IP WLS BF H R ER SO	IP WLS BF H R ER SO	IP WLS BF H R ER SO	IP WLS BF H R ER SO	IP WLS BF H R ER SO	IP WLS BF H R ER SO	ERA WHIP	ERA WHIP		

San Francisco Giants @ Philadelphia Phillies
Citizens Bank Park, Philadelphia, PA
Tue Jul 30 2013, 7:09 PM - 10:02 PM EDT
Att: 36,492 - Cloudy - 84 F

AB 34
R 7
H 10
RBI 7
BB 4
SO 6
LOB 17



Batter	1	2	3	4	5	6	7	8	9	AB	R	H	RBI	BB	SO	LOB	TOP
56 Andres Torres, S OBP: 0.306, SLG: 0.354 9 Brandon Belt, L OBP: 0.332, SLG: 0.425 35 Brandon Crawford, L OBP: 0.337, SLG: 0.391	F8		K		BB		F8		BB	3	0	0	0	1	1	1	
19 Marco Scutaro, R OBP: 0.373, SLG: 0.392	1B		G6-3		L8			F8	FC5-2	5	0	1	0	0	0	4	
48 Pablo Sandoval, S OBP: 0.322, SLG: 0.403 54 Sergio Romo, R	L9			F7		1B		F7	G6-3	5	0	1	0	0	0	4	
28 Buster Posey, R OBP: 0.380, SLG: 0.512	1B			1B	G6-4-3			F8		4	0	2	0	0	0	1	
8 Hunter Pence, R OBP: 0.322, SLG: 0.456	P4			1B	2B					4	1	3	0	0	0	2	
6 Brett Pill, R OBP: 0.286, SLG: 0.475	P3			K					1B	4	1	1	0	0	2	3	
23 Jeff Francoeur, R OBP: 0.297, SLG: 0.298 22 Roger Kieschnick, L OBP: 0.500, SLG: 0.500	K			G4-3					1B	3	0	0	0	0	1	2	AB 36
13 Joaquin Arias, R OBP: 0.303, SLG: 0.325	F9								1B	1	0	1	1	0	0	0	R 2
18 Matt Cain, R OBP: 0.105, SLG: 0.081 7 Gregor Blanco, L OBP: 0.320, SLG: 0.335					L8				1B	4	0	2	1	0	0	0	H 11
									1B	2	0	0	0	0	1	0	RBI 2
									1B	1	0	0	0	0	0	2	BB 2
									1B	4	0	2	1	0	0	0	SO 5
									1B	2	0	0	0	0	1	0	LOB 19
									1B	1	0	0	0	0	0	2	
									1B	2	0	0	0	0	1	0	
									1B	1	0	0	0	0	0	2	
									1B	4	1	3	0	0	0	2	
									1B	4	1	1	0	0	2	3	
									1B	3	0	0	0	0	1	2	WP: 0 PA: 39
									1B	1	0	1	1	0	0	0	FB: 0
									1B	4	0	2	1	0	0	0	SB: 1
									1B	2	0	0	0	0	1	0	CS: 0
									1B	1	0	0	0	0	0	2	
									1B	4	1	3	0	0	0	2	
									1B	4	1	1	0	0	2	3	
									1B	3	0	0	0	0	1	2	
									1B	4	0	2	1	0	0	0	
									1B	2	0	0	0	0	1	0	
									1B	1	0	0	0	0	0	2	
									1B	4	1	3	0	0	0	2	
									1B	4	1	1	0	0	2	3	
									1B	3	0	0	0	0	1	2	
									1B	4	0	2	1	0	0	0	
									1B	2	0	0	0	0	1	0	
									1B	1	0	0	0	0	0	2	
									1B	4	1	3	0	0	0	2	
									1B	4	1	1	0	0	2	3	
									1B	3	0	0	0	0	1	2	
									1B	4	0	2	1	0	0	0	
									1B	2	0	0	0	0	1	0	
									1B	1	0	0	0	0	0	2	
									1B	4	1	3	0	0	0	2	
									1B	4	1	1	0	0	2	3	
									1B	3	0	0	0	0	1	2	
									1B	4	0	2	1	0	0	0	
									1B	2	0	0	0	0	1	0	
									1B	1	0	0	0	0	0	2	
									1B	4	1	3	0	0	0	2	
									1B	4	1	1	0	0	2	3	
									1B	3	0	0	0	0	1	2	
									1B	4	0	2	1	0	0	0	
									1B	2	0	0	0	0	1	0	
									1B	1	0	0	0	0	0	2	
									1B	4	1	3	0	0	0	2	
									1B	4	1	1	0	0	2	3	
									1B	3	0	0	0	0	1	2	
									1B	4	0	2	1	0	0	0	
									1B	2	0	0	0	0	1	0	
									1B	1	0	0	0	0	0	2	
									1B	4	1	3	0	0	0	2	
									1B	4	1	1	0	0	2	3	
									1B	3	0	0	0	0	1	2	
									1B	4	0	2	1	0	0	0	
									1B	2	0	0	0	0	1	0	
									1B	1	0	0	0	0	0	2	
									1B	4	1	3	0	0	0	2	
									1B	4	1	1	0	0	2	3	
									1B	3	0	0	0	0	1	2	
									1B	4	0	2	1	0	0	0	
									1B	2	0	0	0	0	1	0	
									1B	1	0	0	0	0	0	2	
									1B	4	1	3	0	0	0	2	
									1B	4	1	1	0	0	2	3	
									1B	3	0	0	0	0	1	2	
									1B	4	0	2	1	0	0	0	
									1B	2	0	0	0	0	1	0	
									1B	1	0	0	0	0	0	2	
									1B	4	1	3	0	0	0	2	
									1B	4	1	1	0	0	2	3	
									1B	3	0	0	0	0	1	2	
									1B	4	0	2	1	0	0	0	
									1B	2	0	0	0	0	1	0	
									1B	1	0	0	0	0	0	2	
									1B	4	1	3	0	0	0	2	
									1B	4	1	1	0	0	2	3	
									1B	3	0	0	0	0	1	2	
									1B	4	0	2	1	0	0	0	
									1B	2	0	0	0	0	1	0	
									1B	1	0	0	0	0	0	2	
									1B	4	1	3	0	0	0	2	
									1B	4	1	1	0	0	2	3	
									1B	3	0	0	0	0	1	2	
									1B	4	0	2	1	0	0	0	
									1B	2	0	0	0	0	1	0	
									1B	1	0	0	0	0	0	2	
									1B	4	1	3	0	0	0	2	
									1B	4	1	1	0	0	2	3	
									1B	3	0	0	0	0	1	2	
									1B	4	0	2	1	0	0	0	
									1B	2	0	0	0	0	1	0	
									1B	1	0	0	0	0	0	2	
									1B	4	1	3	0	0	0	2	
									1B	4	1	1	0				

Batter	1	2	3	4	5	6	7	8	9	AB	R	H	RBI	BB	SO	LOB	TOP							
22 Jason Heyward, L (1, 8) OBP: 0.339, SLG: 0.392											4	1	2	1	1	1	0							
8 Justin Upton, R (1, 9) OBP: 0.348, SLG: 0.454										5	1	1	1	0	2	2								
5 Freddie Freeman, L (1, 3) OBP: 0.387, SLG: 0.482										5	0	1	0	0	0	3								
16 Brian McCann, L (1, 2) OBP: 0.372, SLG: 0.542										5	1	2	2	0	2	1								
23 Chris Johnson, R (1, 5) OBP: 0.385, SLG: 0.483										4	1	2	1	0	1	1								
26 Dan Uggla, R (1, 4) OBP: 0.315, SLG: 0.419										3	1	1	0	1	1	1								
25 Joey Terdoslavich, S (1, 7) 48 David Carpenter, R (7, 1) 52 Jordan Walden, R (8, 1) 46 Craig Kimbrel, R (9, 1)										3	0	1	1	1	1	1								
19 Andrelton Simmons, R (1, 6) OBP: 0.290, SLG: 0.373										3	1	0	0	1	1	4								
54 Kris Medlen, S (1, 1) 30 Todd Cunningham, S (7, 7) OBP: 0.500, SLG: 0.500										2	0	0	0	0	2	4								
										1	0	0	0	0	0	1								
Inning Stats	R: 0 E: 0 K: 2 S: 11	H: 1 LOB: 1 BB: 0 P: 17	R: 0 E: 0 K: 2 S: 7	H: 0 LOB: 0 BB: 0 P: 12	R: 1 E: 0 K: 1 S: 10	H: 1 LOB: 1 BB: 1 P: 16	R: 0 E: 0 K: 1 S: 17	H: 2 LOB: 3 BB: 1 P: 27	R: 5 E: 0 K: 2 S: 18	H: 5 LOB: 1 BB: 1 P: 30	R: 0 E: 0 K: 0 S: 6	H: 0 LOB: 0 BB: 0 P: 10	R: 0 E: 0 K: 1 S: 13	H: 1 LOB: 1 BB: 0 P: 18	R: 0 E: 1 K: 1 S: 5	H: 0 LOB: 0 BB: 0 P: 9	R: 0 E: 0 K: 1 S: 7	H: 0 LOB: 0 BB: 0 P: 11	1B: 5 2B: 3 3B: 0 HR: 2	SF: 0 SAC: 1 DP: 2 HBP: 0	WP: 0 PB: 0 SB: 0 CS: 0	PA: 40		
PITCHER	IP WLS BF H R ER SO BB IBB HBP BLK WP HR S P ERA WHIP	IP WLS BF H R ER SO BB IBB HBP BLK WP HR S P ERA WHIP	IP WLS BF H R ER SO BB IBB HBP BLK WP HR S P ERA WHIP	IP WLS BF H R ER SO BB IBB HBP BLK WP HR S P ERA WHIP	IP WLS BF H R ER SO BB IBB HBP BLK WP HR S P ERA WHIP	IP WLS BF H R ER SO BB IBB HBP BLK WP HR S P ERA WHIP	IP WLS BF H R ER SO BB IBB HBP BLK WP HR S P ERA WHIP	IP WLS BF H R ER SO BB IBB HBP BLK WP HR S P ERA WHIP	IP WLS BF H R ER SO BB IBB HBP BLK WP HR S P ERA WHIP	IP WLS BF H R ER SO BB IBB HBP BLK WP HR S P ERA WHIP	IP WLS BF H R ER SO BB IBB HBP BLK WP HR S P ERA WHIP	IP WLS BF H R ER SO BB IBB HBP BLK WP HR S P ERA WHIP	IP WLS BF H R ER SO BB IBB HBP BLK WP HR S P ERA WHIP	IP WLS BF H R ER SO BB IBB HBP BLK WP HR S P ERA WHIP	IP WLS BF H R ER SO BB IBB HBP BLK WP HR S P ERA WHIP	IP WLS BF H R ER SO BB IBB HBP BLK WP HR S P ERA WHIP	IP WLS BF H R ER SO BB IBB HBP BLK WP HR S P ERA WHIP	IP WLS BF H R ER SO BB IBB HBP BLK WP HR S P ERA WHIP	IP WLS BF H R ER SO BB IBB HBP BLK WP HR S P ERA WHIP	IP WLS BF H R ER SO BB IBB HBP BLK WP HR S P ERA WHIP	IP WLS BF H R ER SO BB IBB HBP BLK WP HR S P ERA WHIP	IP WLS BF H R ER SO BB IBB HBP BLK WP HR S P ERA WHIP	IP WLS BF H R ER SO BB IBB HBP BLK WP HR S P ERA WHIP	IP WLS BF H R ER SO BB IBB HBP BLK WP HR S P ERA WHIP

Atlanta Braves @ Philadelphia Phillies
Citizens Bank Park, Philadelphia, PA
Fri Aug 02 2013, 7:37 PM - 10:46 PM EDT
Att: 35,087 - Cloudy - 83 F

livebaseballscorecards.com

AB 35
R 6
H 10
RBI 6
BB 4
SO 11
LOB 18

Batter	1	2	3	4	5	6	7	8	9	AB	R	H	RBI	BB	SO	LOB	BOTTOM							
11 Jimmy Rollins, S (1, 6) OBP: 0.313, SLG: 0.350										4	0	0	0	0	2	0								
10 Michael Young, R (1, 3) OBP: 0.340, SLG: 0.403										4	0	0	0	0	2	0								
26 Chase Utley, L (1, 4) OBP: 0.337, SLG: 0.508										4	1	1	1	0	1	0								
18 Darin Ruf, R (1, 7) OBP: 0.410, SLG: 0.507										3	2	1	1	1	1	0								
3 Delmon Young, R (1, 9) OBP: 0.315, SLG: 0.416										4	1	3	1	0	1	0								
25 Cody Asche, L (1, 5) OBP: 0.077, SLG: 0.077										4	0	0	1	0	2	2								
15 John Mayberry Jr., R (1, 8) 30 Justin De Fratus, S (7, 1) 59 Antonio Bastardo, R (8, 1) 28 Kevin Frandsen, R (9, PH) OBP: 0.387, SLG: 0.395										3	0	0	0	0	2	2								
31 Erik Kratz, R (1, 2) OBP: 0.284, SLG: 0.416										3	0	1	0	0	1	0								
49 Ethan Martin, R (1, 1) 57 Luis Garcia, R (5, 1) 19 Laynce Nix, L (5, PH) 63 Jake Diekman, R (6, 1) 7 Michael Martinez, S (7, 8) OBP: 0.091, SLG: 0.091										1	0	0	0	0	1	1								
										0	0	0	0	0	0	0								
										1	0	0	0	0	1	0								
										0	0	0	0	0	0	0								
										1	0	0	0	0	0	0								
										1	0	0	0	0	1	0								
Inning Stats	R: 0 E: 0 K: 1 S: 8	H: 0 LOB: 0 BB: 0 P: 9	R: 2 E: 0 K: 2 S: 18	H: 3 LOB: 1 BB: 0 P: 24	R: 0 E: 0 K: 0 S: 9	H: 0 LOB: 0 BB: 0 P: 12	R: 0 E: 0 K: 2 S: 12	H: 1 LOB: 1 BB: 0 P: 18	R: 0 E: 0 K: 2 S: 8	H: 0 LOB: 0 BB: 0 P: 10	R: 2 E: 0 K: 1 S: 15	H: 2 LOB: 1 BB: 1 P: 23	R: 0 E: 0 K: 3 S: 11	H: 0 LOB: 0 BB: 0 P: 15	R: 0 E: 0 K: 2 S: 10	H: 0 LOB: 0 BB: 0 P: 13	R: 0 E: 0 K: 2 S: 13	H: 0 LOB: 0 BB: 0 P: 16	1B: 2 2B: 1 3B: 0 HR: 3	SF: 0 SAC: 0 DP: 0 HBP: 0	WP: 0 PB: 0 SB: 0 CS: 0	PA: 34		
PITCHER	IP WLS BF H R ER SO BB IBB HBP BLK WP HR S P ERA WHIP	IP WLS BF H R ER SO BB IBB HBP BLK WP HR S P ERA WHIP	IP WLS BF H R ER SO BB IBB HBP BLK WP HR S P ERA WHIP	IP WLS BF H R ER SO BB IBB HBP BLK WP HR S P ERA WHIP	IP WLS BF H R ER SO BB IBB HBP BLK WP HR S P ERA WHIP	IP WLS BF H R ER SO BB IBB HBP BLK WP HR S P ERA WHIP	IP WLS BF H R ER SO BB IBB HBP BLK WP HR S P ERA WHIP	IP WLS BF H R ER SO BB IBB HBP BLK WP HR S P ERA WHIP	IP WLS BF H R ER SO BB IBB HBP BLK WP HR S P ERA WHIP	IP WLS BF H R ER SO BB IBB HBP BLK WP HR S P ERA WHIP	IP WLS BF H R ER SO BB IBB HBP BLK WP HR S P ERA WHIP	IP WLS BF H R ER SO BB IBB HBP BLK WP HR S P ERA WHIP	IP WLS BF H R ER SO BB IBB HBP BLK WP HR S P ERA WHIP	IP WLS BF H R ER SO BB IBB HBP BLK WP HR S P ERA WHIP	IP WLS BF H R ER SO BB IBB HBP BLK WP HR S P ERA WHIP	IP WLS BF H R ER SO BB IBB HBP BLK WP HR S P ERA WHIP	IP WLS BF H R ER SO BB IBB HBP BLK WP HR S P ERA WHIP	IP WLS BF H R ER SO BB IBB HBP BLK WP HR S P ERA WHIP	IP WLS BF H R ER SO BB IBB HBP BLK WP HR S P ERA WHIP	IP WLS BF H R ER SO BB IBB HBP BLK WP HR S P ERA WHIP	IP WLS BF H R ER SO BB IBB HBP BLK WP HR S P ERA WHIP	IP WLS BF H R ER SO BB IBB HBP BLK WP HR S P ERA WHIP	IP WLS BF H R ER SO BB IBB HBP BLK WP HR S P ERA WHIP	IP WLS BF H R ER SO BB IBB HBP BLK WP HR S P ERA WHIP

Atlanta Braves @ Philadelphia Phillies
Citizens Bank Park, Philadelphia, PA
Fri Aug 02 2013, 7:37 PM - 10:46 PM EDT
Att: 35,087 - Cloudy - 83 F

livebaseballscorecards.com

AB 33
R 4
H 6
RBI 4
BB 1
SO 15
LOB 5

Batter	1	2	3	4	5	6	7	8	9	10	11	12	AB	R	H	RBI	BB	SO	LOB	TOP																		
19 Andreton Simmons, R OBP: 0.288, SLG: 0.372														6	1	1	0	0	0	1																		
8 Justin Upton, R OBP: 0.350, SLG: 0.459														4	3	1	1	2	1	1																		
5 Freddie Freeman, L OBP: 0.387, SLG: 0.478														5	0	1	2	0	0	2																		
24 Evan Gattis, R OBP: 0.299, SLG: 0.493														5	0	0	1	1	0	4																		
23 Chris Johnson, R OBP: 0.385, SLG: 0.479														3	0	0	0	2	1	3																		
13 Jose Constanza, L (10, PR) OBP: 0.160, SLG: 0.160														0	0	0	0	0	0	0																		
4 Paul Janish, R (10, 5)														0	0	0	0	1	0	0																		
26 Dan Uggla, R OBP: 0.313, SLG: 0.413														5	0	0	1	1	1	3																		
2 B.J. Upton, R OBP: 0.267, SLG: 0.298														5	0	1	0	1	2	5																		
25 Josy Tordella, S ERA: 4.1														4	1	1	0	0	1	2																		
52 Jordan Walden, R ERA: 3.45														0	0	0	0	0	0	0																		
48 David Carpenter, R ERA: 1.98														0	0	0	0	0	0	0																		
32 Scott Downs, L ERA: 1.57														1	0	0	0	0	0	0																		
30 Todd Cunningham, S ERA: 2.43														0	0	0	0	0	0	0																		
43 Luis Avilan, L ERA: 1.19														0	0	0	0	0	0	0																		
46 Craig Kimbrel, R ERA: 1.28														0	0	0	0	0	0	0																		
37 Brandon Beachy, R ERA: 2.43														2	0	0	0	0	1	1																		
20 Luis Ayala, R ERA: 3.45														0	0	0	0	0	0	0																		
22 Jason Heyward, L OBP: 0.337, SLG: 0.390														2	0	0	0	0	1	0																		
Inning Stats	R: 0 E: 0 K: 0 S: 8	H: 1 LOB: 2 BB: 0 P: 12	R: 0 E: 0 K: 0 S: 10	H: 0 LOB: 0 BB: 0 P: 16	R: 1 E: 0 K: 0 S: 9	H: 1 LOB: 0 BB: 0 P: 15	R: 0 E: 0 K: 0 S: 10	H: 0 LOB: 1 BB: 1 P: 20	R: 0 E: 1 K: 1 S: 11	H: 2 LOB: 1 BB: 1 P: 21	R: 0 E: 0 K: 1 S: 13	H: 0 LOB: 0 BB: 1 P: 23	R: 0 E: 1 K: 0 S: 7	H: 0 LOB: 1 BB: 0 P: 13	R: 0 E: 0 K: 2 S: 9	H: 1 LOB: 0 BB: 0 P: 17	R: 0 E: 0 K: 2 S: 9	H: 0 LOB: 0 BB: 0 P: 16	R: 0 E: 0 K: 1 S: 14	H: 0 LOB: 2 BB: 2 P: 25	R: 0 E: 0 K: 0 S: 5	H: 0 LOB: 0 BB: 0 P: 8	R: 1 E: 0 K: 1 S: 8	H: 0 LOB: 2 BB: 3 P: 23	1B: 3 2B: 1 3B: 0 HR: 1	SF: 0 SAC: 1 DP: 0 HBP: 1	WP: 0 PB: 0 SB: 2 CS: 0	PA: 52										
PITCHER	IP WLS BF H R ER SO BB IBB HBP BLK WP HR S P ERA WHIP	27 John Lannan, L ERA: 4.1	45 Zach Miner, R ERA: 3.45	57 Luis Garcia, R ERA: 2.01	58 Jonathan Papelbon, R ERA: 2.91	59 Antonio Bastardo, L ERA: 2.32	PITCHER	IP WLS BF H R ER SO BB IBB HBP BLK WP HR S P ERA WHIP	63 Jake Diekmann, L ERA: 3.79	30 Justin De Fratus, R ERA: 4.33	27 John Lannan, L ERA: 4.1	45 Zach Miner, R ERA: 3.45	57 Luis Garcia, R ERA: 2.01	58 Jonathan Papelbon, R ERA: 2.91	59 Antonio Bastardo, L ERA: 2.32	63 Jake Diekmann, L ERA: 3.79	30 Justin De Fratus, R ERA: 4.33	27 John Lannan, L ERA: 4.1	45 Zach Miner, R ERA: 3.45	57 Luis Garcia, R ERA: 2.01	58 Jonathan Papelbon, R ERA: 2.91	59 Antonio Bastardo, L ERA: 2.32	63 Jake Diekmann, L ERA: 3.79	30 Justin De Fratus, R ERA: 4.33	27 John Lannan, L ERA: 4.1	45 Zach Miner, R ERA: 3.45	57 Luis Garcia, R ERA: 2.01	58 Jonathan Papelbon, R ERA: 2.91	59 Antonio Bastardo, L ERA: 2.32	63 Jake Diekmann, L ERA: 3.79	30 Justin De Fratus, R ERA: 4.33	27 John Lannan, L ERA: 4.1	45 Zach Miner, R ERA: 3.45	57 Luis Garcia, R ERA: 2.01	58 Jonathan Papelbon, R ERA: 2.91	59 Antonio Bastardo, L ERA: 2.32	63 Jake Diekmann, L ERA: 3.79	30 Justin De Fratus, R ERA: 4.33

Atlanta Braves @ Philadelphia Phillies
Citizens Bank Park, Philadelphia, PA
Sat Aug 03 2013, 4:07 PM - 8:16 PM EDT
Alt. 41,161 - Cloudy - 82 F

AB 42
R 5
H 5
RBI 5
BB 8
SO 8
LOB 22



Batter	1	2	3	4	5	6	7	8	9	10	11	12	AB	R	H	RBI	BB	SO	LOB	BOTTOM																
11 Jimmy Rollins, S OBP: 0.514, SLG: 0.352														6	1	2	1	0	0	2																
10 Michael Young, R OBP: 0.310, SLG: 0.408														3	0	0	0	1	0	2																
3 Delmon Young, R OBP: 0.310, SLG: 0.408														5	0	0	0	0	1	0																
18 Darin Ruf, R OBP: 0.409, SLG: 0.493														4	1	1	0	1	1	0																
7 Michael Martinez, S OBP: 0.091, SLG: 0.091														0	0	0	0	0	0	0																
25 Cody Asche, L OBP: 0.111, SLG: 0.059														4	0	0	0	1	1	2																
15 John Mayberry Jr., R OBP: 0.312, SLG: 0.437														5	2	2	2	0	1	3																
51 Carlos Ruiz, R OBP: 0.302, SLG: 0.303														4	0	2	0	0	0	1																
27 John Lannan, L ERA: 4.1														1	0	0	0	0	1	1																
45 Zach Miner, R ERA: 3.45														1	0	0	0	0	1	0																
28 Kevin Frandsen, R (7, PH) OBP: 0.349, SLG: 0.386														3	0	0	0	0	1	2																
Inning Stats	R: 1 E: 0 K: 0 S: 9	H: 1 LOB: 0 BB: 0 P: 16	R: 2 E: 0 K: 1 S: 17	H: 3 LOB: 1 BB: 0 P: 24	R: 0 E: 0 K: 0 S: 6	H: 0 LOB: 0 BB: 0 P: 8	R: 0 E: 0 K: 0 S: 7	H: 0 LOB: 1 BB: 1 P: 15	R: 0 E: 0 K: 2 S: 8	H: 0 LOB: 0 BB: 0 P: 13	R: 0 E: 0 K: 1 S: 9	H: 0 LOB: 0 BB: 0 P: 13	R: 0 E: 0 K: 0 S: 5	H: 0 LOB: 1 BB: 0 P: 12	R: 0 E: 0 K: 2 S: 6	H: 0 LOB: 2 BB: 1 P: 18	R: 0 E: 0 K: 1 S: 9	H: 1 LOB: 1 BB: 0 P: 11	1B: 4 2B: 2 3B: 0 HR: 1	SF: 0 SAC: 1 DP: 0 HBP: 0	WP: 2 PB: 0 SB: 2 CS: 0	PA: 47														
PITCHER	IP WLS BF H R ER SO BB IBB HBP BLK WP HR S P ERA WHIP	37 Brandon Beachy, R ERA: 2.43	20 Luis Ayala, R ERA: 3.45	52 Jordan Walden, R ERA: 3.45	48 David Carpenter, R ERA: 1.98	32 Scott Downs, L ERA: 1.57	PITCHER	IP WLS BF H R ER SO BB IBB HBP BLK WP HR S P ERA WHIP	43 Luis Avilan, L ERA: 1.19	46 Craig Kimbrel, R ERA: 1.28	37 Brandon Beachy, R ERA: 2.43	20 Luis Ayala, R ERA: 3.45	52 Jordan Walden, R ERA: 3.45	48 David Carpenter, R ERA: 1.98	32 Scott Downs, L ERA: 1.57	43 Luis Avilan, L ERA: 1.19	46 Craig Kimbrel, R ERA: 1.28	37 Brandon Beachy, R ERA: 2.43	20 Luis Ayala, R ERA: 3.45	52 Jordan Walden, R ERA: 3.45	48 David Carpenter, R ERA: 1.98	32 Scott Downs, L ERA: 1.57	43 Luis Avilan, L ERA: 1.19	46 Craig Kimbrel, R ERA: 1.28	37 Brandon Beachy, R ERA: 2.43	20 Luis Ayala, R ERA: 3.45	52 Jordan Walden, R ERA: 3.45	48 David Carpenter, R ERA: 1.98	32 Scott Downs, L ERA: 1.57	43 Luis Avilan, L ERA: 1.19	46 Craig Kimbrel, R ERA: 1.28	37 Brandon Beachy, R ERA: 2.43	20 Luis Ayala, R ERA: 3.45	52 Jordan Walden, R ERA: 3.45	48 David Carpenter, R ERA: 1.98	32 Scott Downs, L ERA: 1.57

Atlanta Braves @ Philadelphia Phillies
Citizens Bank Park, Philadelphia, PA
Sat Aug 03 2013, 4:07 PM - 8:16 PM EDT
Alt. 41,161 - Cloudy - 82 F

AB 42
R 4
H 7
RBI 4
BB 4
SO 9
LOB 16



Batter	1	2	3	4	5	6	7	8	9	AB	R	H	RBI	BB	SO	LOB	TOP			
9 David DeJesus, L (1.8) OBP: 0.328, SLG: 0.440										5	1	1	0	0	2	0				
21 Junior Lake, R (1.7) OBP: 0.341, SLG: 0.513										5	0	1	0	0	2	2				
44 Anthony Rizzo, L (1.3) OBP: 0.333, SLG: 0.451										5	1	1	1	1	0	1	3			
19 Nate Schierholz, L (1.9) OBP: 0.331, SLG: 0.505										5	2	3	2	0	1	0				
13 Starlin Castro, R (1.6) OBP: 0.280, SLG: 0.352										5	0	1	0	0	0	2				
53 Wellington Castillo, R (1.2) OBP: 0.346, SLG: 0.372										4	1	3	1	1	0	0				
15 Darwin Barney, R (1.4) OBP: 0.283, SLG: 0.327										2	1	0	0	0	1	3	AB 41			
56 Héctor Rondón, R (6.1) OBP: 0.363, SLG: 0.500										0	0	0	0	0	0	0	R 8			
30 Dioner Navarro, R (8.1) OBP: 0.363, SLG: 0.500										1	0	0	0	0	0	0	H 12			
28 Michael Bowden, R (8.1) OBP: 0.286, SLG: 0.667										1	0	0	0	0	0	0	RBI 7			
54 Thomas Neal, R (9.1) OBP: 0.286, SLG: 0.667										4	1	1	3	0	1	3	BB 1			
8 Donnie Murphy, R (1.5) OBP: 0.286, SLG: 0.667										2	0	0	0	0	0	0	SO 10			
36 Edwin Jackson, R (1.1) OBP: 0.103, SLG: 0.105										2	1	1	0	0	1	0	LOB 17			
22 Logan Watkins, L (6.4) OBP: 0.333, SLG: 0.333										2	1	1	0	0	1	0				
Inning Stats	R: 0 E: 0 K: 1 S: 7	H: 0 LOB: 0 BB: 0 P: 11	R: 4 E: 1 K: 1 S: 20	H: 2 LOB: 0 BB: 0 P: 29	R: 1 E: 0 K: 0 S: 15	H: 3 LOB: 0 BB: 0 P: 19	R: 0 E: 0 K: 0 S: 7	H: 0 LOB: 0 BB: 0 P: 10	R: 0 E: 0 K: 1 S: 9	H: 1 LOB: 1 BB: 0 P: 17	R: 0 E: 0 K: 1 S: 14	H: 1 LOB: 1 BB: 0 P: 16	R: 0 E: 0 K: 3 S: 15	H: 2 LOB: 2 BB: 0 P: 16	R: 3 E: 1 K: 2 S: 20	H: 3 LOB: 2 BB: 1 P: 30	1B: 8 2B: 2 3B: 0 HR: 2	SF: 0 SAC: 0 DP: 0 HBP: 0	WP: 1 PB: 0 SB: 0 CS: 0	PA: 43
PITCHER	IP	WLS	BF	H	R	ER	SO	BB	IBB	HBP	BLK	WP	HR	S	P	ERA	WHIP			
38 Kyle Kendrick, R (1.1) ERA: 4.36	6.0	W	26	6	5	4	4	0	0	0	0	0	2	72	105	6.00	1.000			
63 Jake Diekmann, L (7.1) ERA: 3.54	1.1	H	5	1	0	0	2	0	0	0	0	0	0	12	19	0.00	0.750			
30 Justin De Fratus, R (8.1) ERA: 4.23	0.2	H	4	2	0	0	2	0	0	0	0	0	0	12	13	0.00	3.000			
58 Jonathan Papelbon, R (9.1) ERA: 2.82	1.0		8	3	3	2	2	1	0	0	0	1	0	20	30	18.00	4.000			

Chicago Cubs @ Philadelphia Phillies
Citizens Bank Park, Philadelphia, PA
Tue Aug 06 2013, 7:10 PM - 10:29 PM EDT
Att: 36,841 - Cloudy - 72 F

AB	41
R	8
H	12
RBI	7
BB	1
SO	10
LOB	17



Batter	1	2	3	4	5	6	7	8	9	AB	R	H	RBI	BB	SO	LOB	BOTTOM			
10 Michael Young, R (1.3) OBP: 0.342, SLG: 0.406										3	2	2	1	1	1	1				
26 Chase Utley, L (1.4) OBP: 0.336, SLG: 0.505										4	2	3	2	0	1	1				
11 Jimmy Rollins, S (1.6) OBP: 0.310, SLG: 0.348										4	1	1	0	0	0	2				
9 Dornic Brown, L (1.7) OBP: 0.315, SLG: 0.528										4	0	1	2	0	0	1				
18 Darin Ruf, R (1.9) OBP: 0.417, SLG: 0.543										4	1	2	2	0	0	2				
7 Michael Martinez, S (9.8) OBP: 0.091, SLG: 0.091										0	0	0	0	0	0	0				
15 John Mayberry Jr., R (1.8) OBP: 0.304, SLG: 0.425										4	0	0	0	0	1	0				
25 Cody Asche, L (1.5) OBP: 0.227, SLG: 0.200										3	2	2	0	1	0	0	AB 33			
51 Carlos Ruiz, R (1.2) OBP: 0.308, SLG: 0.329										3	1	1	1	0	0	2	R 9			
38 Kyle Kendrick, R (1.1) OBP: 0.174, SLG: 0.342										2	0	1	1	0	1	0	H 13			
3 Dethron Young, R (7.1) OBP: 0.308, SLG: 0.500										1	0	0	0	0	0	0	RBI 9			
63 Jake Diekmann, R (7.1) OBP: 0.308, SLG: 0.500										1	0	0	0	0	0	0	BB 2			
30 Justin De Fratus, S (8.1) OBP: 0.308, SLG: 0.500										2	0	1	1	0	1	0	SO 4			
28 Kevin Frandsen, R (9.1) OBP: 0.308, SLG: 0.500										0	0	0	0	0	0	0	LOB 10			
Inning Stats	R: 1 E: 0 K: 0 S: 8	H: 3 LOB: 1 BB: 0 P: 14	R: 1 E: 0 K: 1 S: 12	H: 2 LOB: 1 BB: 0 P: 19	R: 2 E: 0 K: 0 S: 13	H: 3 LOB: 0 BB: 0 P: 20	R: 0 E: 0 K: 1 S: 5	H: 0 LOB: 0 BB: 1 P: 12	R: 3 E: 0 K: 0 S: 13	H: 2 LOB: 1 BB: 0 P: 27	R: 1 E: 0 K: 1 S: 9	H: 2 LOB: 1 BB: 0 P: 18	R: 0 E: 0 K: 0 S: 7	H: 0 LOB: 0 BB: 0 P: 9	R: 1 E: 0 K: 1 S: 12	H: 1 LOB: 0 BB: 0 P: 16	1B: 6 2B: 5 3B: 1 HR: 2	SF: 0 SAC: 1 DP: 2 HBP: 0	WP: 1 PB: 0 SB: 1 CS: 0	PA: 36
PITCHER	IP	WLS	BF	H	R	ER	SO	BB	IBB	HBP	BLK	WP	HR	S	P	ERA	WHIP			
36 Edwin Jackson, R (1.1) ERA: 4.96	5.0	L	24	10	7	7	2	2	0	0	0	0	1	51	92	12.60	2.400			
56 Héctor Rondón, R (6.1) ERA: 5.92	2.0		8	2	1	1	1	0	0	0	0	0	0	16	27	4.50	1.000			
28 Michael Bowden, R (8.1) ERA: 3.95	1.0		4	1	1	1	1	0	0	0	0	0	1	12	16	9.00	1.000			

Chicago Cubs @ Philadelphia Phillies
Citizens Bank Park, Philadelphia, PA
Tue Aug 06 2013, 7:10 PM - 10:29 PM EDT
Att: 36,841 - Cloudy - 72 F

AB	33
R	9
H	13
RBI	9
BB	2
SO	4
LOB	10



Batter	1	2	3	4	5	6	7	8	9	AB	R	H	RBI	BB	SO	LOB	TOP																	
21 Junior Lake, R OBP: 0.348, SLG: 0.512										4	0	2	1	0	1	0	Chicago Cubs @ Philadelphia Phillies Citizens Bank Park, Philadelphia, PA Wed Aug 07 2013, 7:08 PM - 10:17 PM EDT Att: 36,171 - Cloudy - 75 F																	
15 Darwin Barney, R OBP: 0.260, SLG: 0.323										4	0	0	0	0	2	3																		
13 Starlin Castro, R OBP: 0.280, SLG: 0.351										4	0	1	0	0	0	1																		
30 Dioner Navarro, S OBP: 0.356, SLG: 0.490										3	0	0	0	0	0	1																		
54 Thomas Neal, R OBP: 0.235, SLG: 0.133										0	1	0	0	0	1	0																		
9 David DeJesus, L OBP: 0.327, SLG: 0.438										1	0	0	0	0	1	1																		
1 Cody Ransom, R OBP: 0.300, SLG: 0.450										3	1	1	0	1	0	1																		
2 Cole Gillespie, R OBP: 0.318, SLG: 0.263										3	1	0	0	1	0	2																		
8 Donnie Murphy, R OBP: 0.545, SLG: 1.556										3	2	3	4	0	0	0																		
37 Travis Wood, R OBP: 0.296, SLG: 0.489										3	0	0	0	0	0	1																		
51 Matt Guerrier, R ERA: 3.81										0	0	0	0	0	0	0																		
40 James Russell, L ERA: 2.9										0	0	0	0	0	0	0																		
46 Pedro Strop, R ERA: 5.54										0	0	0	0	0	0	0																		
44 Anthony Rizzo, L OBP: 0.323, SLG: 0.526										1	0	0	0	0	0	0																		
63 Kevin Gregg, R ERA: 2.91										0	0	0	0	0	0	0																		
Inning Stats	R: 0 E: 0 K: 1 S: 6	H: 1 LOB: 0 BB: 7	R: 0 E: 1 K: 0 S: 10	H: 0 LOB: 1 BB: 14	R: 1 E: 0 K: 0 S: 7	H: 1 LOB: 0 BB: 10	R: 0 E: 0 K: 0 S: 11	H: 1 LOB: 0 BB: 14	R: 1 E: 0 K: 1 S: 10	H: 2 LOB: 2 BB: 0	R: 0 E: 0 K: 0 S: 8	H: 0 LOB: 0 BB: 10	R: 0 E: 0 K: 1 S: 9	H: 1 LOB: 1 BB: 0	R: 0 E: 0 K: 1 S: 7	H: 0 LOB: 0 BB: 10	R: 3 E: 0 K: 1 S: 12	H: 1 LOB: 3 BB: 3	1B: 3 2B: 2 3B: 0 HR: 2	SF: 0 SAC: 0 DP: 2 HBP: 1	WP: 0 PB: 0 SB: 1 CS: 0	PA: 36												
PITCHER	IP WLS BF H R ER SO BB IBB HBP BLK WP HR S P ERA WHIP																																	
35 Cole Hamels, L ERA: 3.81	7.0		27	6	2	2	3	0	0	1	0	0	0	1	61	82	2.57	0.857																
57 Luis Garcia, R ERA: 3.75	1.2	L	7	0	2	2	2	3	0	0	0	0	0	0	14	32	10.80	1.800																
30 Justin De Fratus, R ERA: 4.5	0.1		2	1	1	0	0	0	0	0	0	0	0	1	5	9	27.00	3.000																

AB	32
R	5
H	7
RBI	5
BB	3
SO	5
LOB	13



Batter	1	2	3	4	5	6	7	8	9	AB	R	H	RBI	BB	SO	LOB	BOTTOM																	
10 Michael Young, R OBP: 0.343, SLG: 0.404										4	0	1	0	1	3	0	Chicago Cubs @ Philadelphia Phillies Citizens Bank Park, Philadelphia, PA Wed Aug 07 2013, 7:08 PM - 10:17 PM EDT Att: 36,171 - Cloudy - 75 F																	
28 Kevin Frandsen, R OBP: 0.346, SLG: 0.378										4	0	2	0	0	0	0																		
57 Luis Garcia, R ERA: 3.75										0	0	0	0	0	0	0																		
30 Justin De Fratus, S ERA: 4.5										0	0	0	0	0	0	0																		
25 Cody Asche, L OBP: 0.217, SLG: 0.190										1	0	0	0	0	0	0																		
11 Jimmy Rollins, S OBP: 0.312, SLG: 0.348										3	0	1	0	1	0	2																		
9 Domonic Brown, L OBP: 0.317, SLG: 0.534										3	1	1	1	1	1	3																		
18 Darin Ruf, R OBP: 0.400, SLG: 0.518										4	0	0	0	0	2	2																		
3 Delmon Young, R OBP: 0.303, SLG: 0.399										4	0	1	0	0	2	2																		
15 John Mayberry Jr., R OBP: 0.307, SLG: 0.427										3	1	1	0	1	0	3																		
31 Erik Kratz, R OBP: 0.280, SLG: 0.403										4	0	0	0	0	1	3																		
35 Cole Hamels, L ERA: 3.04	6.1		26	6	2	2	7	1	0	0	0	0	0	0	0	0																		
51 Matt Guerrier, R ERA: 4.01	0.1	B	4	2	0	0	0	2	0	0	0	0	0	0	0	0																		
40 James Russell, L ERA: 2.9	0.1		1	0	0	0	0	0	0	0	0	0	0	0	0	0																		
46 Pedro Strop, R ERA: 5.54	1.0	W	4	0	0	0	3	1	0	0	0	0	0	0	0	0																		
63 Kevin Gregg, R ERA: 2.91	1.0	S	3	0	0	0	1	0	0	0	0	0	0	0	0	0																		
Inning Stats	R: 0 E: 0 K: 1 S: 12	H: 0 LOB: 0 BB: 0	R: 1 E: 0 K: 0 S: 9	H: 2 LOB: 1 BB: 0	R: 0 E: 0 K: 2 S: 7	H: 0 LOB: 0 BB: 11	R: 0 E: 0 K: 2 S: 15	H: 1 LOB: 2 BB: 1	R: 0 E: 0 K: 1 S: 12	H: 2 LOB: 2 BB: 0	R: 0 E: 0 K: 1 S: 7	H: 0 LOB: 0 BB: 10	R: 1 E: 0 K: 0 S: 17	H: 3 LOB: 3 BB: 2	R: 0 E: 0 K: 3 S: 9	H: 0 LOB: 1 BB: 1	R: 0 E: 0 K: 1 S: 7	H: 0 LOB: 0 BB: 0	1B: 6 2B: 1 3B: 0 HR: 1	SF: 0 SAC: 0 DP: 0 HBP: 0	WP: 0 PB: 0 SB: 0 CS: 0	PA: 38												
PITCHER	IP WLS BF H R ER SO BB IBB HBP BLK WP HR S P ERA WHIP																																	
37 Travis Wood, L ERA: 3.04	6.1		26	6	2	2	7	1	0	0	0	0	0	0	0	0	2.84	1.105																
51 Matt Guerrier, R ERA: 4.01	0.1	B	4	2	0	0	0	2	0	0	0	0	0	0	0	0	0.00	12.000																
40 James Russell, L ERA: 2.9	0.1		1	0	0	0	0	0	0	0	0	0	0	0	0	0	0.00	0.000																
46 Pedro Strop, R ERA: 5.54	1.0	W	4	0	0	0	3	1	0	0	0	0	0	0	0	0	0.00	1.000																
63 Kevin Gregg, R ERA: 2.91	1.0	S	3	0	0	0	1	0	0	0	0	0	0	0	0	0	0.00	0.000																

AB	34
R	2
H	8
RBI	2
BB	4
SO	11
LOB	15



Batter	1	2	3	4	5	6	7	8	9	AB	R	H	RBI	BB	SO	LOB	TOP											
9 David DeJesus, L (1, 8) OBP: 0.329, SLG: 0.435	G3		21 1B		44 2B		L9		L7	4	0	1	0	1	0	1	Chicago Cubs @ Philadelphia Phillies Citizens Bank Park, Philadelphia, PA Thu Aug 08 2013, 1:07 PM - 4:51 PM EDT Att: 42,510 - Cloudy - 84 F livebaseballscorecards.com											
21 Junior Lake, R (1, 7) OBP: 0.352, SLG: 0.500	K				F8		44 FC6-4 HBP		K	4	0	1	0	0	2	1												
44 Anthony Rizzo, L (1, 3) OBP: 0.331, SLG: 0.450	G1-3				F8		FC6-4		F7	5	0	1	0	0	0	5												
19 Nate Schierholz, L (1, 9) OBP: 0.330, SLG: 0.511	K				HR				K	4	1	1	1	0	2	5												
8 Donnie Murphy, R (1, 5) OBP: 0.467, SLG: 1.231	P4				P4				13 1B 2B	4	0	1	0	0	0	2												
53 Wellington Castillo, R (1, 2) OBP: 0.347, SLG: 0.389	F9				15 FC4-6 13 BB		G5-3		G6-3	3	0	0	0	1	0	1												
13 Starlin Castro, R (1, 6) OBP: 0.282, SLG: 0.351	K				15 FC4-6 BB		K		2-3 1B	3	0	1	0	1	2	0												
15 Darwin Barney, R (1, 4) OBP: 0.258, SLG: 0.320					P6		G1-3		K	3	0	0	0	0	0	2												
56 Héctor Rondón, R (6, 1) OBP: 0.311, SLG: 0.256					FC4-6					0	0	0	0	0	0	0												
2 Cole Gillespie, R (8, PH) OBP: 0.311, SLG: 0.256					2-3 2B					0	0	0	0	0	1	2												
28 Michael Bowden, R (8, 1) OBP: 0.375, SLG: 0.286					G3					0	0	0	0	0	0	0												
29 Jeff Samardzija, R (1, 1) OBP: 0.116, SLG: 0.190										2	0	0	0	0	1	2												
52 Eduardo Sanchez, R (4, 1) OBP: 0.375, SLG: 0.286										0	0	0	0	0	0	0												
22 Logan Watkins, L (6, 4) OBP: 0.375, SLG: 0.286							44 FC6-4 21 HBP BB		G3	1	0	0	0	1	0	2												
Inning Stats	R: 0 E: 0 K: 2 S: 12	H: 0 LOB: 1 BB: 0 P: 16	R: 0 E: 0 K: 1 S: 8	H: 0 LOB: 0 BB: 0 P: 12	R: 0 E: 0 K: 1 S: 13	H: 2 LOB: 2 BB: 0 P: 21	R: 1 E: 0 K: 0 S: 14	H: 1 LOB: 2 BB: 1 P: 29	R: 0 E: 0 K: 1 S: 9	H: 0 LOB: 0 BB: 0 P: 12	R: 0 E: 0 K: 1 S: 9	H: 0 LOB: 2 BB: 1 P: 20	R: 0 E: 0 K: 1 S: 12	H: 2 LOB: 2 BB: 0 P: 20	R: 0 E: 0 K: 1 S: 10	H: 0 LOB: 0 BB: 0 P: 16	1B: 3 2B: 2 3B: 0 HR: 1	SF: 0 SAC: 0 DP: 0 HBP: 1	WP: 1 PB: 0 SB: 0 CS: 0	PA: 39								
PITCHER	IP ERA WHIP	WLS BF	H R ER SO	B B I B H B P B L K	W P H R S P ERA WHIP	PITCHER										IP ERA WHIP	WLS BF	H R ER SO	B B I B H B P B L K	W P H R S P ERA WHIP								
49 Ethan Martin, R (1, 1) ERA: 6.75	5.0	W	23	4	1	1	4	3	0	0	0	0	1	1	56	95	1.80	1.400										
45 Zach Miner, R (6, 1) ERA:	2.0		8	0	0	0	2	1	0	1	0	0	0	0	18	32	0.00	0.500										
56 Cesar Jimenez, L (8, 1) ERA:	1.0		5	2	0	0	1	0	0	0	0	0	0	0	12	20	0.00	2.000										
46 Raul Valdes, L (9, 1) ERA: 7.99	1.0		3	0	0	0	1	0	0	0	0	0	0	0	10	16	0.00	0.000										

Batter	1	2	3	4	5	6	7	8	9	AB	R	H	RBI	BB	SO	LOB	BOTTOM											
28 Kevin Frandsen, R (1, 3) OBP: 0.338, SLG: 0.364	G1-3	FC6-4		FC1 26 2B 51 1B	P3		F9			5	1	0	0	0	0	4	Chicago Cubs @ Philadelphia Phillies Citizens Bank Park, Philadelphia, PA Thu Aug 08 2013, 1:07 PM - 4:51 PM EDT Att: 42,510 - Cloudy - 84 F livebaseballscorecards.com											
51 Carlos Ruiz, R (1, 2) OBP: 0.311, SLG: 0.331	K		F8	26 2B 9 1B		L9		4 HR 1B	5	2	2	1	0	1	0													
26 Chase Utley, L (1, 4) OBP: 0.342, SLG: 0.513	G6-3			18 HR 2B		9 BLK BB		HR	3	2	2	1	1	0	0													
4 John McDonald, R (7, 4) OBP: 0.179, SLG: 0.176				9 1B 2B					1	1	1	2	0	0	0													
9 Dornic Brown, L (1, 7) OBP: 0.316, SLG: 0.530	G3-1	L9		25 HR 1B		K		G4-3	5	1	1	2	0	1	2													
18 Darin Ruf, R (1, 9) OBP: 0.410, SLG: 0.551	25 2B 15 1B			K				L9	4	2	2	2	1	1	1													
25 Cody Asche, L (1, 5) OBP: 0.286, SLG: 0.423	15 1B 7 1B			HR		G6-3		F8	5	2	3	2	0	0	2													
15 John Mayberry Jr., R (1, 8) OBP: 0.306, SLG: 0.425	7 1B 1B			K		L8		K	4	0	1	1	0	2	1													
7 Michael Martinez, S (1, 6) OBP: 0.200, SLG: 0.200	28 FC6-4 1B			28 FC1 51 1B 49 SH1-4	F7		G5-3		4	1	2	1	0	0	0													
49 Ethan Martin, R (1, 1) ERA: 4.23										1	0	0	0	0	1	2												
3 Delmon Young, R (5, PH) OBP: 0.302, SLG: 0.397										0	0	0	0	0	1	0												
45 Zach Miner, R (6, 1) ERA: 3.98										0	0	0	0	0	0	0												
31 Erik Kratz, R (7, PH) OBP: 0.286, SLG: 0.423										0	0	0	0	0	1	0												
56 Cesar Jimenez, L (8, 1) ERA: 7.99										0	0	0	0	0	0	0												
46 Raul Valdes, L (9, 1) ERA: 7.99										0	0	0	0	0	0	0												
Inning Stats	R: 0 E: 0 K: 1 S: 13	H: 4 LOB: 2 BB: 0 P: 18	R: 2 E: 0 K: 1 S: 18	H: 4 LOB: 0 BB: 0 P: 27	R: 2 E: 0 K: 1 S: 14	H: 3 LOB: 1 BB: 0 P: 20	R: 6 E: 0 K: 1 S: 18	H: 5 LOB: 0 BB: 0 P: 28	R: 0 E: 0 K: 1 S: 6	H: 0 LOB: 2 BB: 0 P: 8	R: 0 E: 0 K: 1 S: 18	H: 0 LOB: 2 BB: 2 P: 31	R: 0 E: 0 K: 1 S: 15	H: 0 LOB: 1 BB: 1 P: 26	R: 2 E: 0 K: 0 S: 10	H: 2 LOB: 0 BB: 0 P: 17	1B: 8 2B: 3 3B: 0 HR: 3	SF: 0 SAC: 1 DP: 0 HBP: 0	WP: 0 PB: 0 SB: 0 CS: 0	PA: 42								
PITCHER	IP ERA WHIP	WLS BF	H R ER SO	B B I B H B P B L K	W P H R S P ERA WHIP	PITCHER										IP ERA WHIP	WLS BF	H R ER SO	B B I B H B P B L K	W P H R S P ERA WHIP								
29 Jeff Samardzija, R (1, 1) ERA: 4.23	3.1	L	22	11	9	9	3	0	0	0	0	0	0	1	55	83	24.30	3.300										
52 Eduardo Sanchez, R (4, 1) ERA: 3.98	2.1		10	1	1	1	3	2	0	0	0	1	0	1	30	45	3.86	1.286										
56 Héctor Rondón, R (6, 1) ERA: 5.72	1.1		5	0	0	0	1	1	0	0	0	0	0	0	17	30	0.00	0.750										
28 Michael Bowden, R (8, 1) ERA: 4.45	1.0		5	2	2	2	0	0	0	0	0	0	0	1	10	17	18.00	2.000										

Chicago Cubs @ Philadelphia Phillies
 Citizens Bank Park, Philadelphia, PA
 Thu Aug 08 2013, 1:07 PM - 4:51 PM EDT
 Att: 42,510 - Cloudy - 84 F

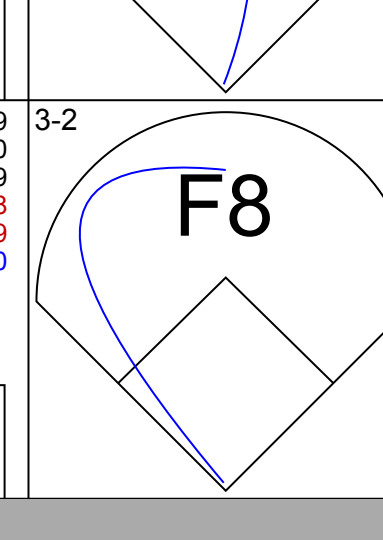
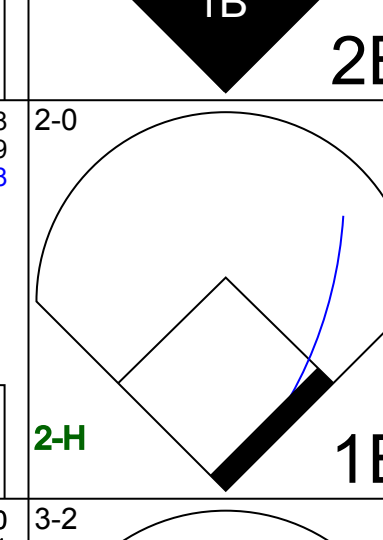



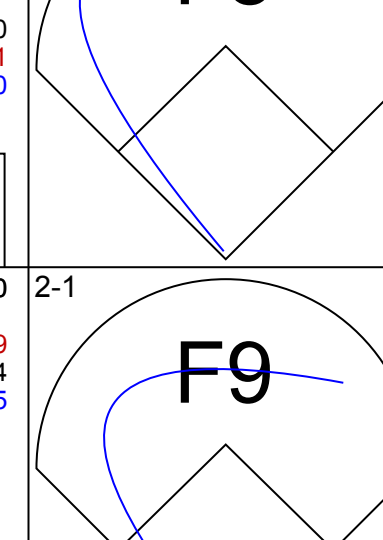


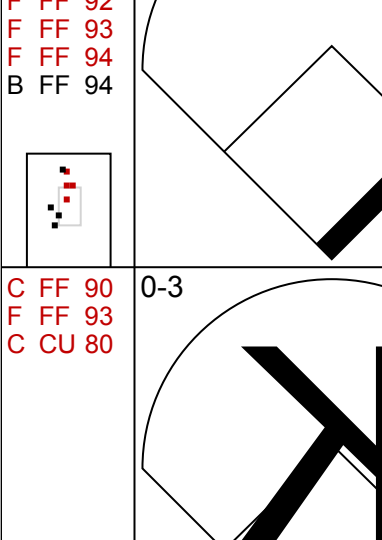




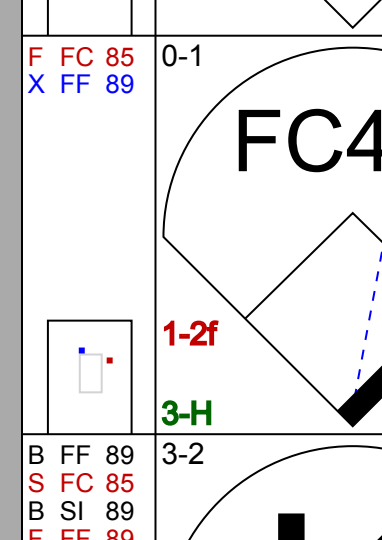

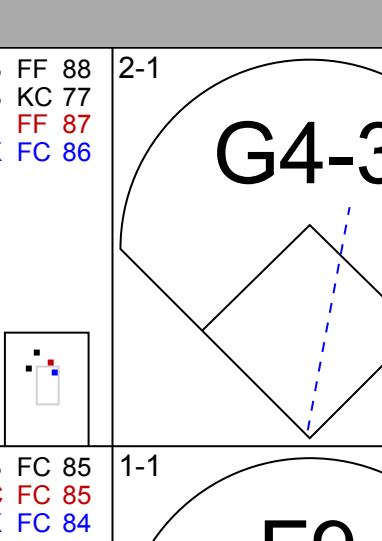
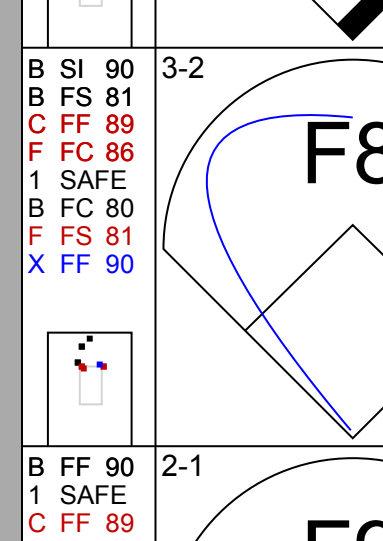
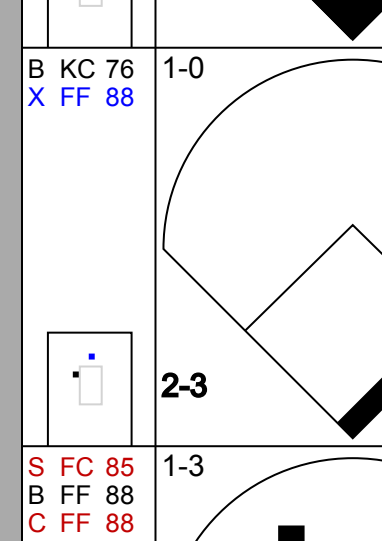
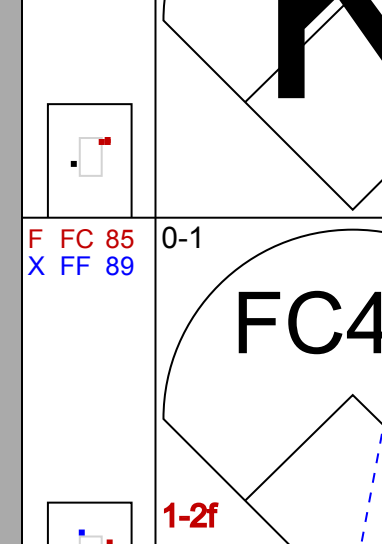
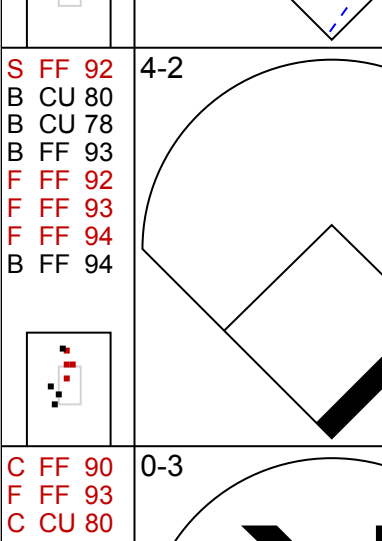
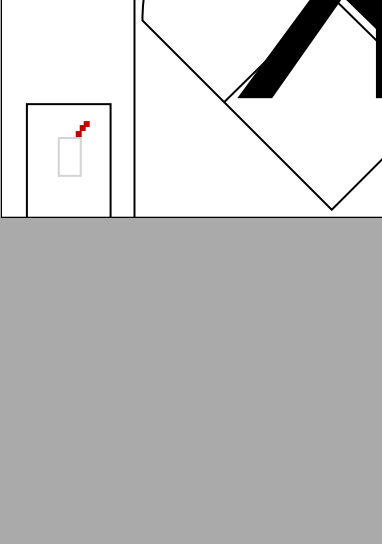

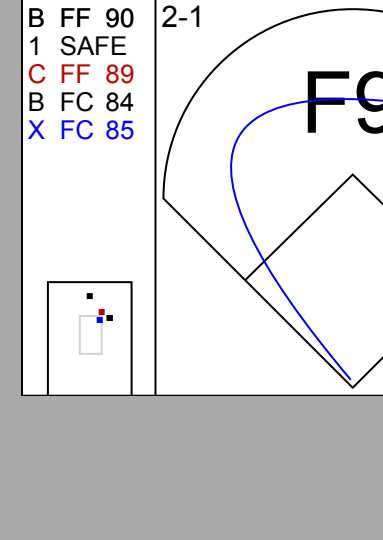
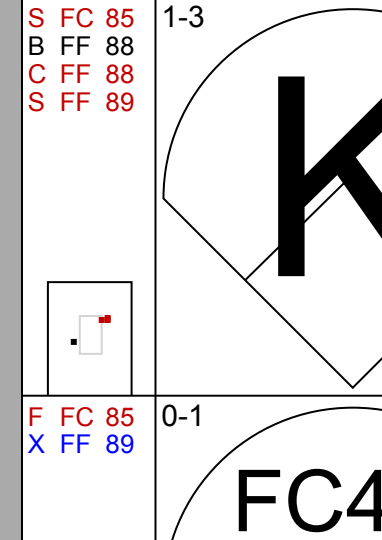
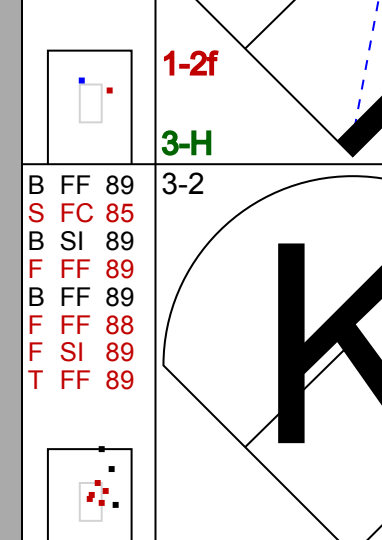
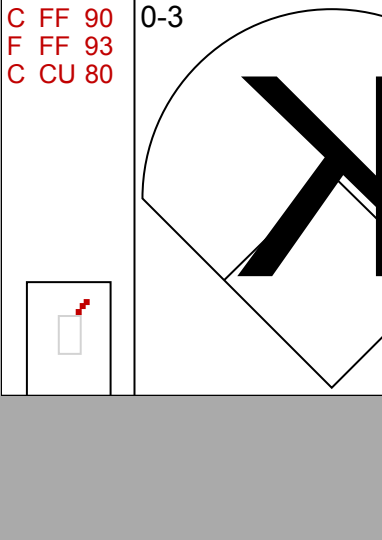


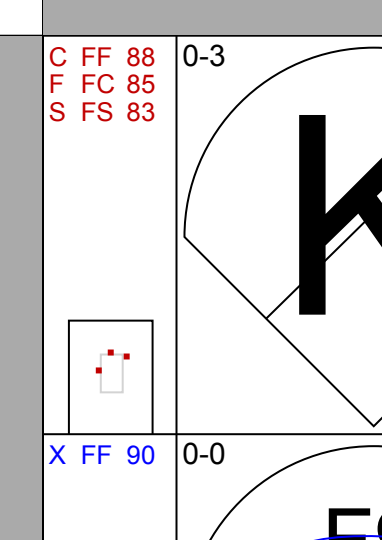
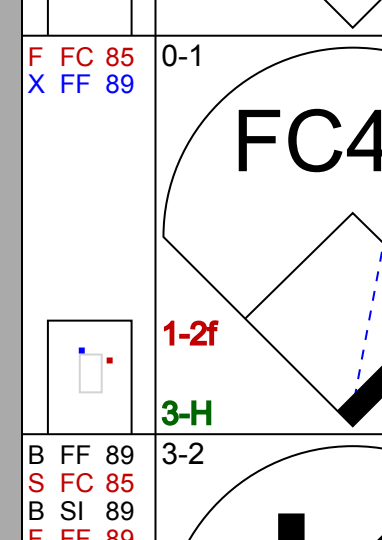

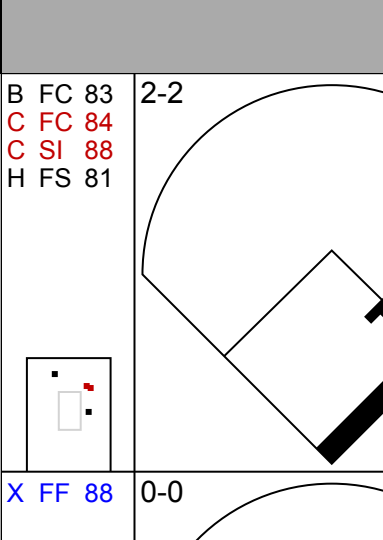
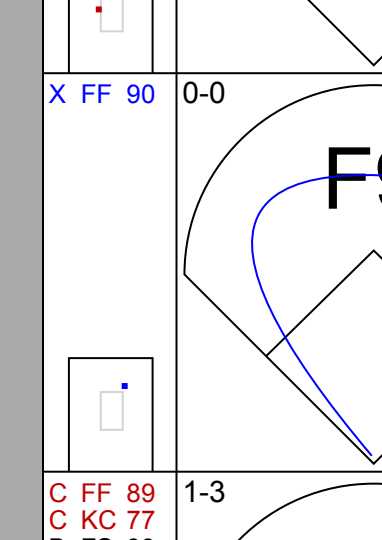
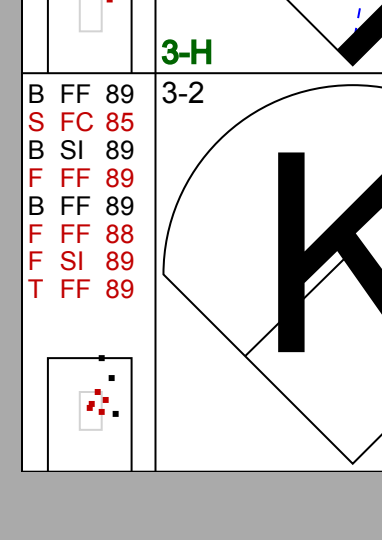
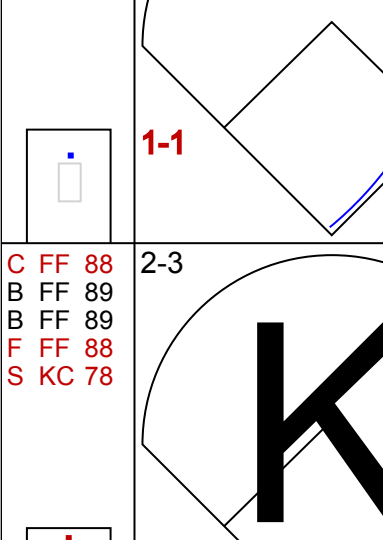
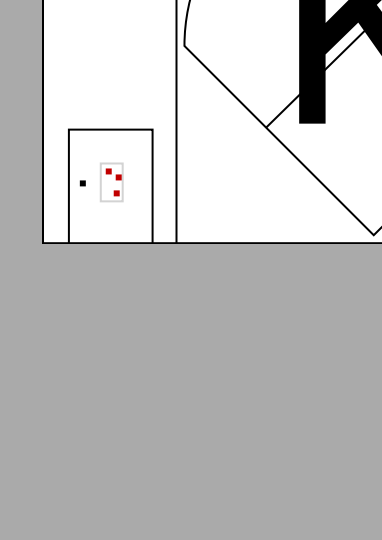
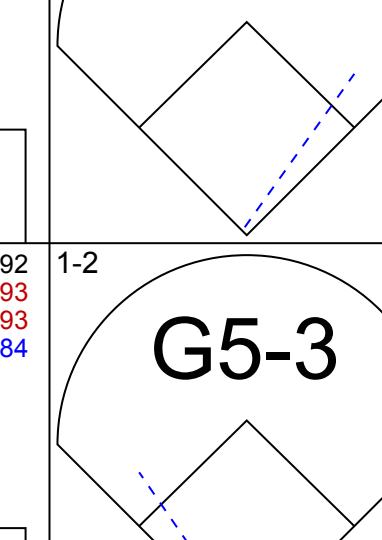
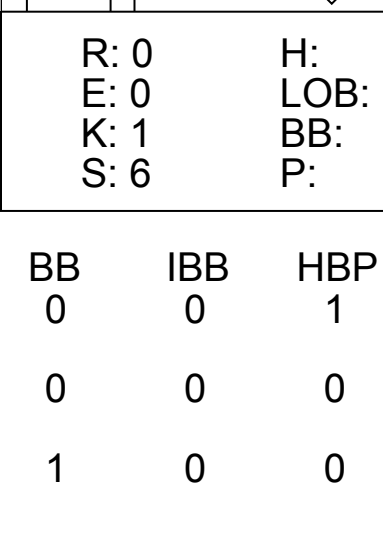
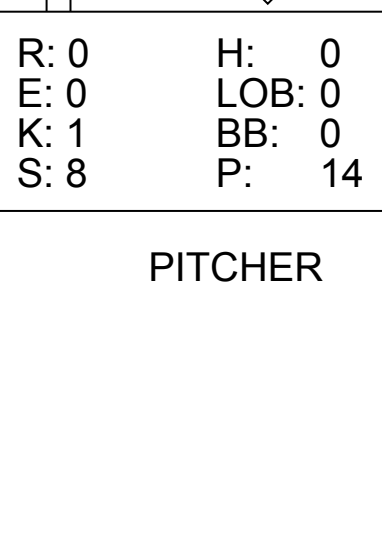
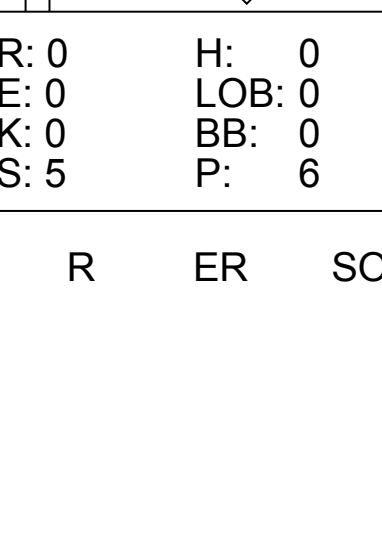
AB	34
R	1
H	6
RBI	1
BB	4
SO	8
LOB	23



Chicago Cubs @ Philadelphia Phillies
 Citizens Bank Park, Philadelphia, PA
 Thu Aug 08 2013, 1:07 PM - 4:51 PM EDT
 Att: 42,510 - Cloudy - 84 F

AB	38
R	12
H	14
RBI	12
BB	3
SO	7
LOB	12

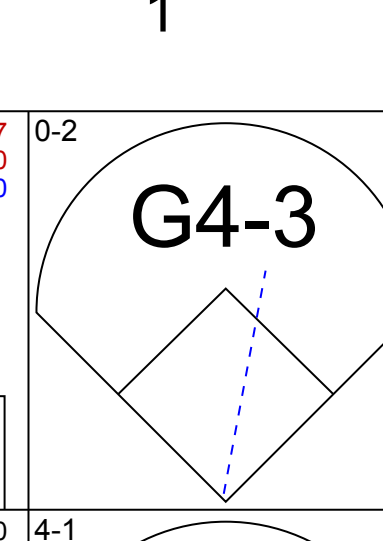
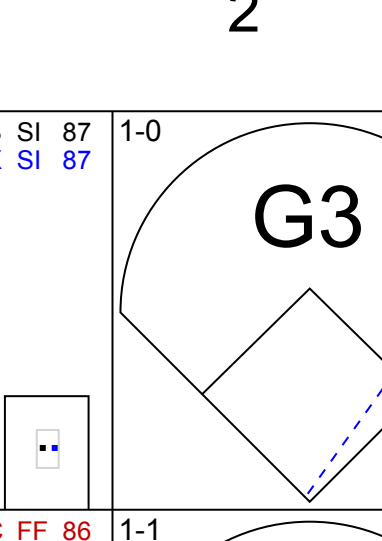
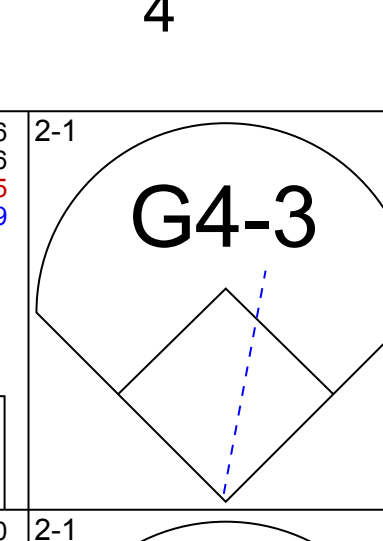
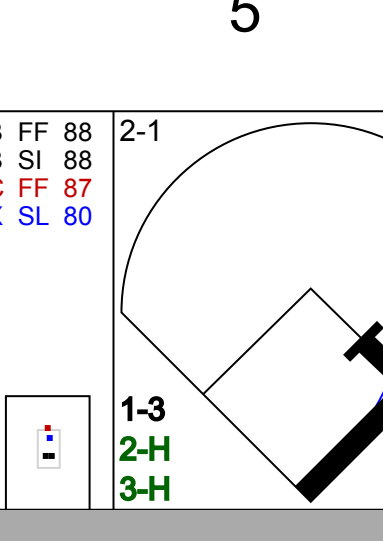
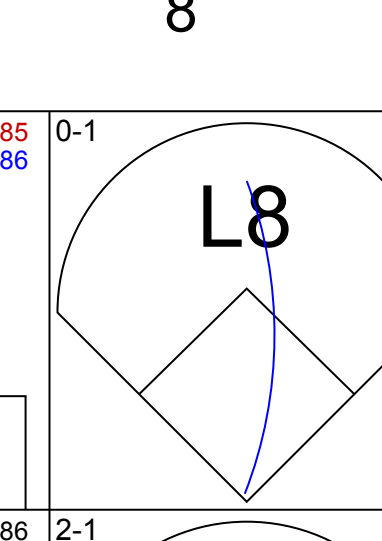
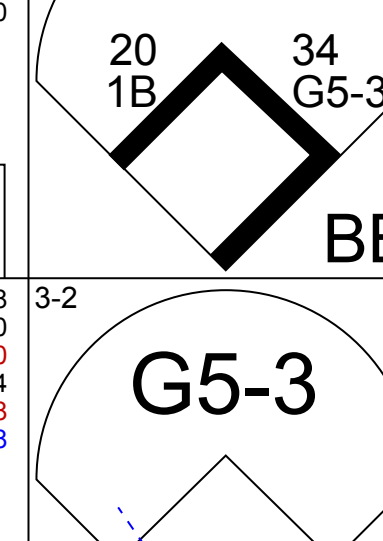
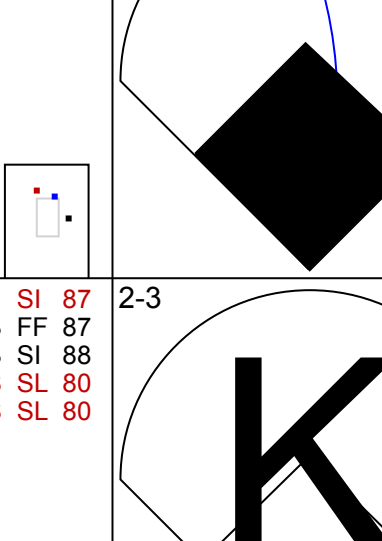
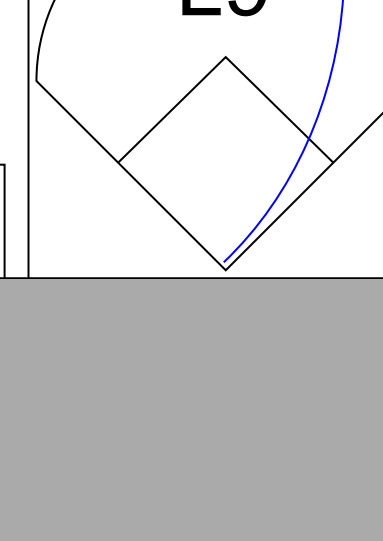
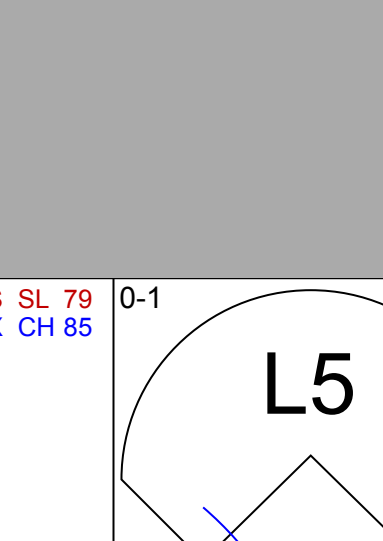
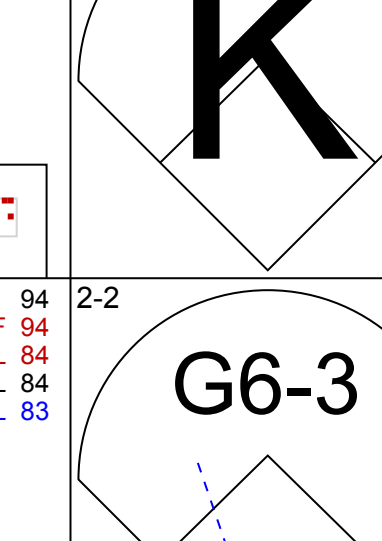
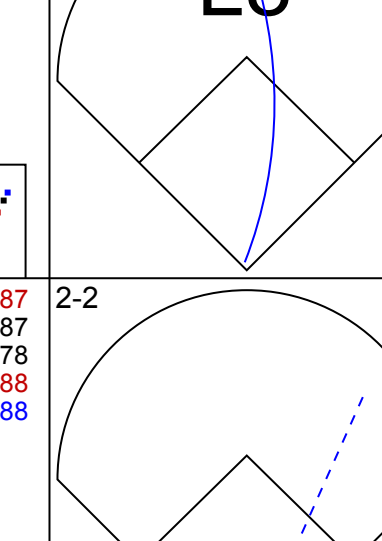
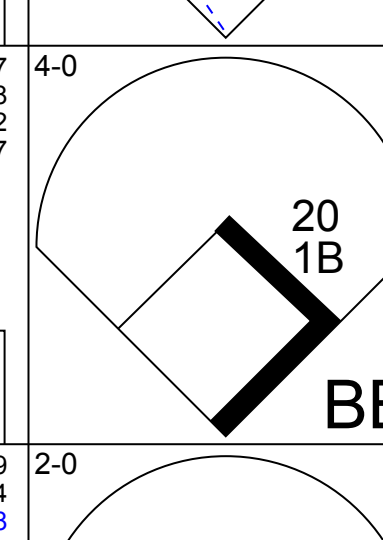


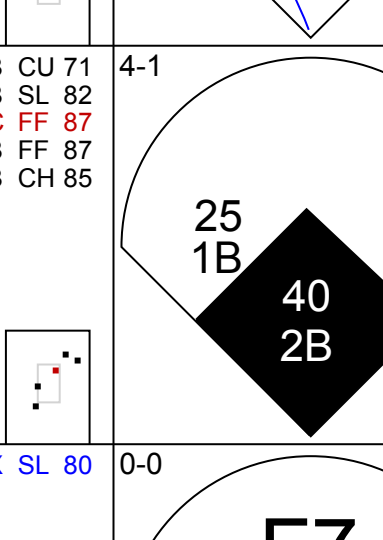
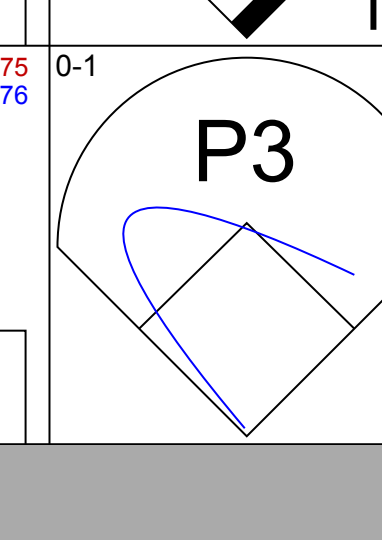
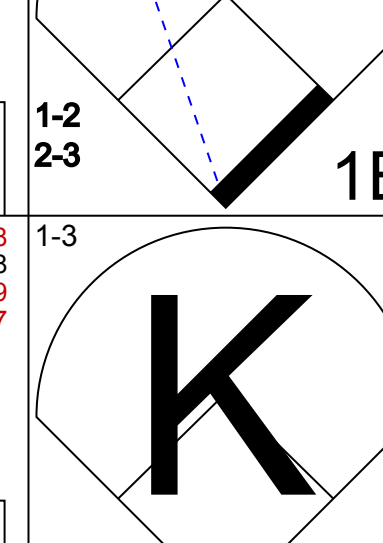

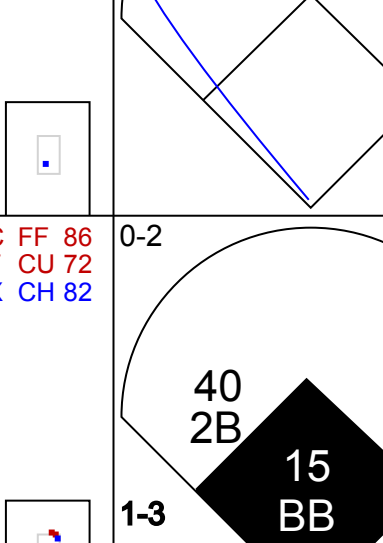
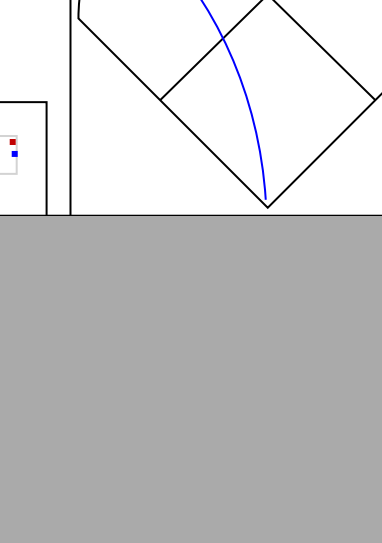



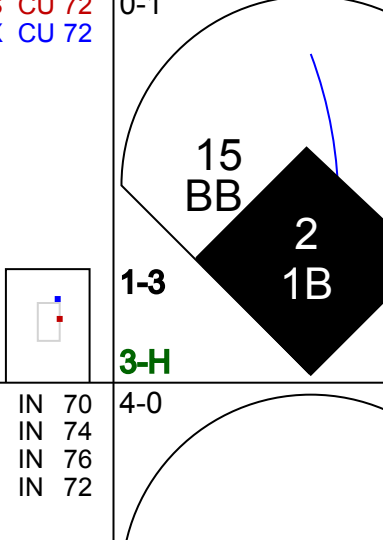



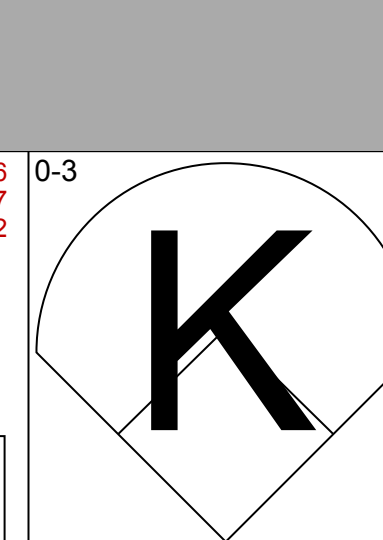
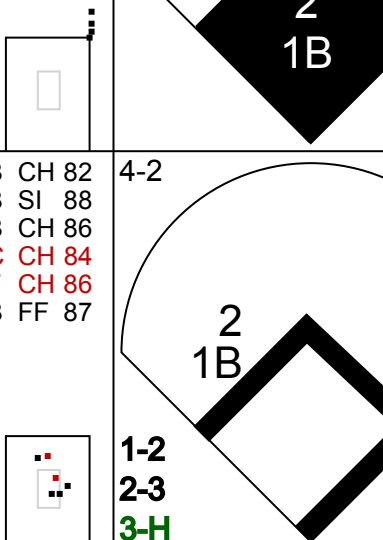

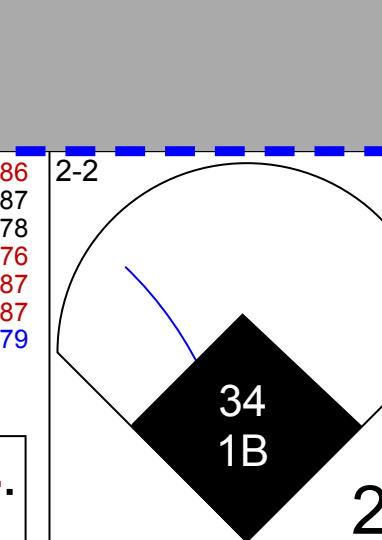
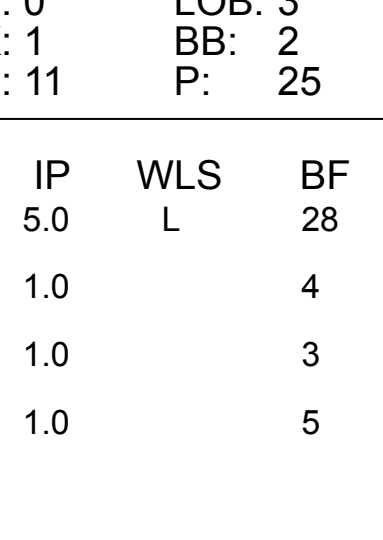
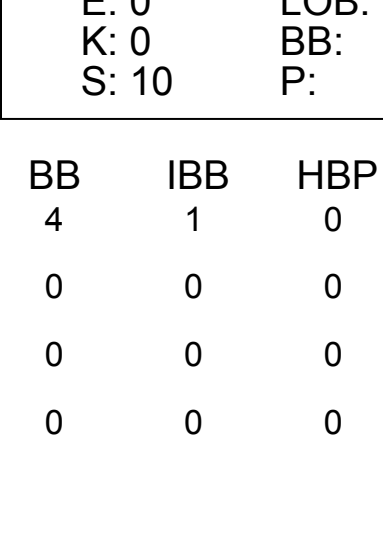
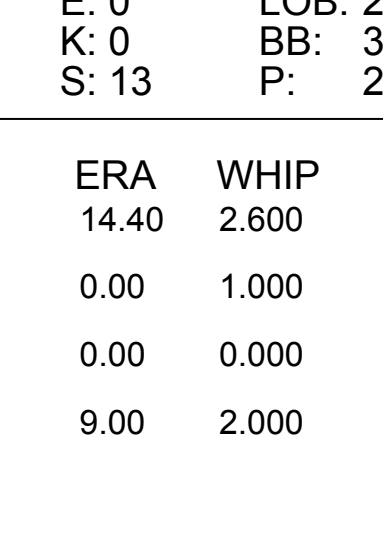
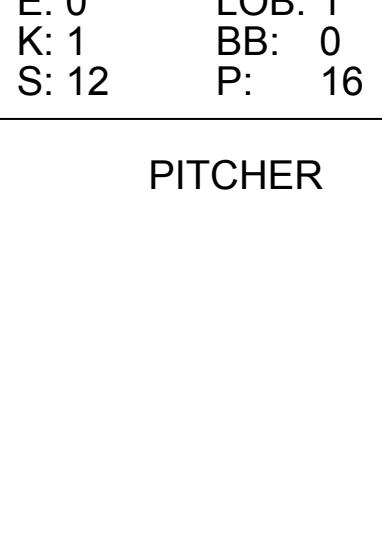
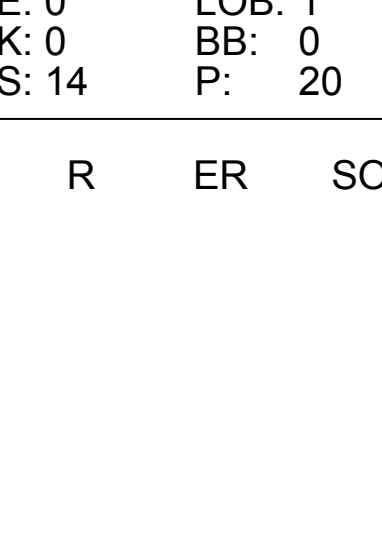
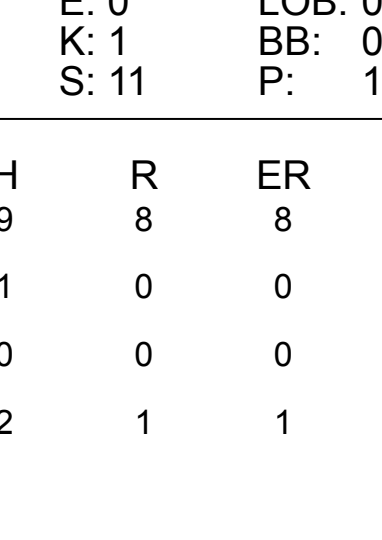
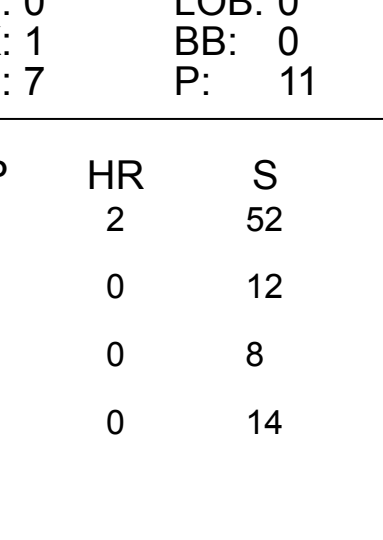
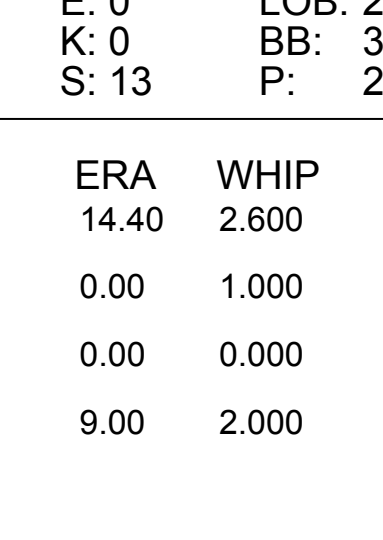
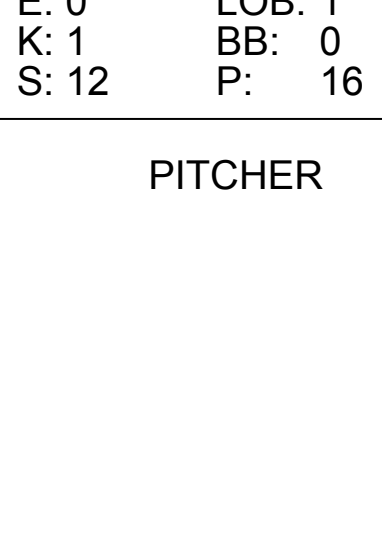
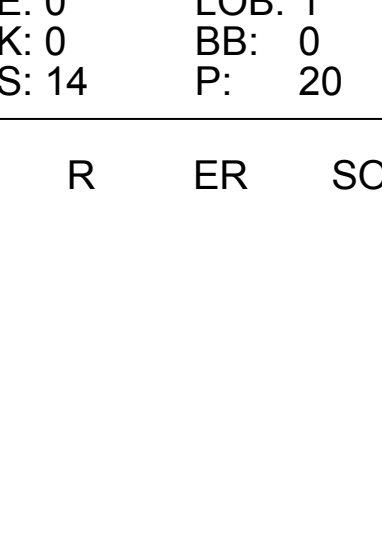


Batter	1	2	3	4	5	6	7	8	9	AB	R	H	RBI	BB	SO	LOB	TOP					
11 Jimmy Rollins, S OBP: 0.309, SLG: 0.345										4	0	0	0	0	2	0						
10 Michael Young, R OBP: 0.342, SLG: 0.405										4	1	1	0	0	0	0						
26 Chase Utley, L OBP: 0.344, SLG: 0.516										4	1	2	1	0	0	0						
9 Domico Brown, L OBP: 0.317, SLG: 0.528										3	0	1	0	1	0	1						
18 Darin Ruf, R OBP: 0.394, SLG: 0.527										4	0	0	0	0	2	4						
25 Cody Asche, L OBP: 0.288, SLG: 0.379										3	0	0	1	0	1	1						
51 Carlos Ruiz, R OBP: 0.311, SLG: 0.328										2	0	0	0	0	1	1						
7 Michael Martinez, S OBP: 0.167, SLG: 0.167										3	0	0	0	0	1	1						
27 John Lannan, L OBP: 0.281, SLG: 0.239										1	0	0	0	0	1	0						
15 John Mayberry, Jr., R OBP: 0.296, SLG: 0.425										1	0	0	0	0	0	0						
30 Justin De Fratus, S ERA: 5.59										0	0	0	0	0	0	0						
56 Cesar Jimenez, L ERA: 5.59										0	0	0	0	0	0	0						
28 Kevin Frandsen, R OBP: 0.265, SLG: 0.352										1	0	0	0	0	0	0						
46 Raul Valdes, L OBP: 0.333, SLG: 0.667										0	0	0	0	0	0	0						
Inning Stats	R: 0 E: 0 K: 1 S: 9	H: 0 LOB: 0 BB: 0 P: 16	R: 0 E: 0 K: 0 S: 5	H: 0 LOB: 0 BB: 0 P: 8	R: 0 E: 0 K: 1 S: 6	H: 0 LOB: 0 BB: 0 P: 10	R: 1 E: 0 K: 0 S: 10	H: 2 LOB: 1 BB: 0 P: 19	R: 0 E: 0 K: 2 S: 7	H: 0 LOB: 0 BB: 0 P: 8	R: 0 E: 0 K: 1 S: 8	H: 0 LOB: 0 BB: 0 P: 14	R: 1 E: 0 K: 2 S: 16	H: 2 LOB: 1 BB: 0 P: 22	R: 0 E: 0 K: 0 S: 5	H: 0 LOB: 1 BB: 0 P: 6	R: 0 E: 0 K: 1 S: 12	H: 0 LOB: 1 BB: 0 P: 18	1B: 2 2B: 3 3B: 0 HR: 0	SF: 0 SAC: 0 DP: 1 HBP: 1	WP: 0 PB: 0 SB: 0 CS: 0	PA: 32
PITCHER	IP WLS BF H R ER SO BB IBB HBP BLK WP HR S P ERA WHIP																					
15 Dan Haren, R ERA: 4.99	7.0 W 25 4 2 2 7 0 0 1 0 0 0 0 61 97 2.57 0.571																					
52 Ryan Mattheus, R ERA: 5.59	1.0 3 0 0 0 0 0 0 0 0 0 0 0 5 6 0.00 0.000																					
46 Ian Krol, L ERA: 2.53	1.0 4 0 0 0 1 1 0 0 0 0 0 0 12 18 0.00 1.000																					

Philadelphia Phillies @ Washington Nationals
 Nationals Park, Washington, DC
 Fri Aug 09 2013, 7:07 PM - 9:38 PM EDT
 Att: 27,831 - Partly Cloudy - 87 F

AB	30
R	2
H	4
RBI	2
BB	1
SO	8
LOB	8



Batter	1	2	3	4	5	6	7	8	9	AB	R	H	RBI	BB	SO	LOB	BOTTOM			
2 Denard Span, L OBP: 0.311, SLG: 0.357										5	0	1	2	0	0	1				
11 Ryan Zimmerman, R OBP: 0.341, SLG: 0.433										4	1	1	1	1	1	1				
34 Bryce Harper, L OBP: 0.364, SLG: 0.522										5	0	1	1	0	1	1				
33 Roger Bernadina, L OBP: 0.245, SLG: 0.273										3	1	1	0	2	0	1				
28 Jayson Werth, R OBP: 0.394, SLG: 0.515										0	0	0	0	0	0	0				
46 Ian Krol, L ERA: 2.53										4	1	2	0	0	0	2				
25 Adam LaRoche, L OBP: 0.316, SLG: 0.420										4	1	2	1	0	1	3				
40 Wilson Ramos, R OBP: 0.317, SLG: 0.489										4	2	2	1	0	0	1				
6 Anthony Rendon, R OBP: 0.313, SLG: 0.406										3	2	1	2	1	1	1				
15 Dan Haren, R OBP: 0.250, SLG: 0.294										2	0	0	1	1	1	0				
52 Ryan Mattheus, R ERA: 4.34										0	0	0	0	0	0	0				
7 Scott Hairston, R OBP: 0.241, SLG: 0.418										1	1	1	0	0	0	0				
Inning Stats	R: 0 E: 0 K: 1 S: 11	H: 1 LOB: 3 BB: 2 P: 25	R: 3 E: 0 K: 1 S: 11	H: 3 LOB: 0 BB: 0 P: 17	R: 1 E: 0 K: 0 S: 10	H: 2 LOB: 1 BB: 0 P: 15	R: 0 E: 0 K: 1 S: 7	H: 0 LOB: 0 BB: 0 P: 11	R: 4 E: 0 K: 0 S: 13	H: 3 LOB: 2 BB: 3 P: 27	R: 0 E: 0 K: 1 S: 12	H: 1 LOB: 1 BB: 0 P: 16	R: 0 E: 0 K: 1 S: 8	H: 0 LOB: 0 BB: 0 P: 15	R: 1 E: 0 K: 0 S: 14	H: 2 LOB: 1 BB: 0 P: 20	1B: 6 2B: 4 3B: 0 HR: 2	SF: 0 SAC: 0 DP: 0 HBP: 0	WP: 1 PB: 0 SB: 0 CS: 0	PA: 40
PITCHER	IP WLS BF H R ER SO BB IBB HBP BLK WP HR S P ERA WHIP																			
27 John Lannan, L ERA: 4.81	5.0 L 28 9 0 0 0 4 1 0 0 0 0 0 12 16 0.00 1.000																			
30 Justin De Fratus, R ERA: 4.34	1.0 4 1 0 0 1 0 0 0 0 0 0 0 8 15 0.00 0.000																			
56 Cesar Jimenez, L ERA: 4.34	1.0 3 0 0 0 1 0 0 0 0 0 0 0 8 15 0.00 0.000																			
46 Raul Valdes, L ERA: 7.64	1.0 5 2 1 1 0 0 0 0 0 0 0 0 14 20 9.00 2.000																			

Philadelphia Phillies @ Washington Nationals
 Nationals Park, Washington, DC
 Fri Aug 09 2013, 7:07 PM - 9:38 PM EDT
 Att: 27,831 - Partly Cloudy - 87 F

AB	35
R	9
H	12
RBI	9
BB	5
SO	5
LOB	11



Batter	1	2	3	4	5	6	7	8	9	AB	R	H	RBI	BB	SO	LOB	TOP					
11 Jimmy Rollins, S OBP: 0.309, SLG: 0.344	E9 FC6-4 10	26 WP 1B		G4-6-3 1-2			G3			4	0	1	1	0	0	2	Philadelphia Phillies @ Washington Nationals Nationals Park, Washington, DC Sat Aug 10 2013, 7:08 PM - 9:57 PM EDT Att: 32,676 - Partly Cloudy - 82 F					
10 Michael Young, R OBP: 0.339, SLG: 0.401	FC6-4 1-2	K			G6-3		F9			4	0	0	0	0	1	3						
26 Chase Utley, L OBP: 0.343, SLG: 0.511	G6-4-3 1-2	F8			G4-3 BB		F7			3	0	0	0	1	0	3						
9 Dominic Brown, L OBP: 0.319, SLG: 0.536		18 HR 1B		G3-1	G4-3		HR			4	2	2	1	0	0	1						
18 Darin Ruf, R OBP: 0.389, SLG: 0.546		HR		G6-3	K		K			4	1	1	2	0	2	1						
25 Cody Asche, L OBP: 0.257, SLG: 0.364		7 1B 51 G5-3 33 SH 1B		G3			F8			4	1	1	0	0	0	0						
51 Carlos Ruiz, R OBP: 0.310, SLG: 0.326		G5-3		7 1B 1B	G6-3		L8			4	0	1	0	0	0	1						
7 Michael Martinez, S OBP: 0.227, SLG: 0.227		33 SH 11 1B 1B		11 G4-6-3 1B	P6		G4-3			4	1	2	0	0	0	0						
33 Cliff Lee, L OBP: 0.196, SLG: 0.196		26 WP 11 1B 1B		K			L6			1	0	0	1	0	1	2						
28 Kory Frandsen, R OBP: 0.335, SLG: 0.359										1	0	0	0	0	0	0						
63 Jake Diekmann, R OBP: 0.299, SLG: 0.415										0	0	0	0	0	0	0						
45 Zach Miner, R OBP: 0.208, SLG: 0.278										0	0	0	0	0	0	0						
57 Luis Garcia, R OBP: 0.208, SLG: 0.196										0	0	0	0	0	0	0						
22 Casper Wells, R OBP: 0.208, SLG: 0.196										1	0	0	0	0	1	0						
Inning Stats	R: 0 E: 1 K: 0 S: 8	H: 0 LOB: 0 BB: 0 P: 12	R: 4 E: 0 K: 1 S: 20	H: 5 LOB: 2 BB: 0 P: 28	R: 0 E: 0 K: 0 S: 7	H: 0 LOB: 0 BB: 0 P: 10	R: 0 E: 0 K: 1 S: 11	H: 2 LOB: 1 BB: 0 P: 12	R: 0 E: 0 K: 1 S: 8	H: 0 LOB: 1 BB: 1 P: 15	R: 0 E: 0 K: 0 S: 3	H: 0 LOB: 0 BB: 0 P: 6	R: 0 E: 0 K: 1 S: 5	H: 0 LOB: 0 BB: 0 P: 6	R: 1 E: 0 K: 1 S: 7	H: 1 LOB: 0 BB: 0 P: 11	R: 0 E: 0 K: 1 S: 7	H: 0 LOB: 0 BB: 0 P: 9	1B: 6 2B: 0 3B: 0 HR: 2	SF: 0 SAC: 1 DP: 2 HBP: 0	WP: 1 PB: 0 SB: 0 CS: 0	PA: 36
PITCHER	IP WLS BF H R ER SO BB IBB HBP BLK WP HR S P ERA WHIP	IP WLS BF H R ER SO BB IBB HBP BLK WP HR S P ERA WHIP	IP WLS BF H R ER SO BB IBB HBP BLK WP HR S P ERA WHIP	IP WLS BF H R ER SO BB IBB HBP BLK WP HR S P ERA WHIP	IP WLS BF H R ER SO BB IBB HBP BLK WP HR S P ERA WHIP	IP WLS BF H R ER SO BB IBB HBP BLK WP HR S P ERA WHIP	IP WLS BF H R ER SO BB IBB HBP BLK WP HR S P ERA WHIP	IP WLS BF H R ER SO BB IBB HBP BLK WP HR S P ERA WHIP	IP WLS BF H R ER SO BB IBB HBP BLK WP HR S P ERA WHIP	IP WLS BF H R ER SO BB IBB HBP BLK WP HR S P ERA WHIP	IP WLS BF H R ER SO BB IBB HBP BLK WP HR S P ERA WHIP	IP WLS BF H R ER SO BB IBB HBP BLK WP HR S P ERA WHIP	IP WLS BF H R ER SO BB IBB HBP BLK WP HR S P ERA WHIP	IP WLS BF H R ER SO BB IBB HBP BLK WP HR S P ERA WHIP	IP WLS BF H R ER SO BB IBB HBP BLK WP HR S P ERA WHIP	IP WLS BF H R ER SO BB IBB HBP BLK WP HR S P ERA WHIP	IP WLS BF H R ER SO BB IBB HBP BLK WP HR S P ERA WHIP					
38 Taylor Jordan, R ERA: 4.14	5.0	23	7	4	4	3	1	0	0	0	0	0	0	0	0	1	1	54	72	7.20	1.600	
59 Tanner Roark, R ERA:	2.0	W	6	0	0	0	0	0	0	0	0	0	0	0	0	0	0	8	12	0.00	0.000	
36 Tyler Clippard, R ERA: 2.13	1.0	S	4	1	1	1	0	0	0	0	0	0	0	0	0	0	1	7	11	9.00	1.000	
29 Rafael Soriano, R ERA: 2.85	1.0	S	3	0	0	0	0	0	0	0	0	0	0	0	0	0	0	7	9	0.00	0.000	

AB	34
R	5
H	8
RBI	5
BB	1
SO	5
LOB	13



Batter	1	2	3	4	5	6	7	8	9	AB	R	H	RBI	BB	SO	LOB	BOTTOM					
2 Denard Span, L OBP: 0.313, SLG: 0.361	G4-6-3 1B		B1-3				SH5-4 1-2	G4-3		4	0	2	0	0	0	0	Philadelphia Phillies @ Washington Nationals Nationals Park, Washington, DC Sat Aug 10 2013, 7:08 PM - 9:57 PM EDT Att: 32,676 - Partly Cloudy - 82 F					
11 Ryan Zimmerman, R OBP: 0.342, SLG: 0.433	G4-6-3 1-2						F9	K		4	1	1	0	1	1	2						
34 Bryce Harper, L OBP: 0.364, SLG: 0.516							28 1B 2B	K		3	1	0	1	2	1	2						
28 Jayson Werth, R OBP: 0.397, SLG: 0.527							20 2B 25 G3 1B	K		5	3	3	3	0	1	2						
20 Ian Desmond, R OBP: 0.332, SLG: 0.471							40 F8-3 BB	K		3	1	2	0	1	1	1						
25 Adam LaRoche, L OBP: 0.318, SLG: 0.417							25 G3 2B	G3		2	1	0	1	1	0	2						
40 Wilson Ramos, R OBP: 0.322, SLG: 0.489							20 2B 25 G3 1B	F8-3		4	0	2	1	0	0	2						
6 Anthony Rendon, R OBP: 0.312, SLG: 0.403							20 2B 25 G3 1B	F8-3		4	0	1	2	0	2	2						
38 Taylor Jordan, R ERA: 4.14	6.0	L	7	3	3	6	2	0	0	0	0	0	0	0	0	1		1	61	97	4.50	1.500
7 Scott Hairston, R OBP: 0.228, SLG: 0.245	0.2	L	4	0	2	2	0	0	0	0	0	0	0	0	0	0		9	18	27.00	3.000	
59 Tanner Roark, R ERA: 4.29	0.1		6	4	3	3	0	0	0	0	1	0	0	0	0	0	1	10	20	81.00	12.000	
1 Steve Lombardozzi, S OBP: 0.208, SLG: 0.196	1.0		4	0	0	0	1	0	0	0	0	0	0	0	0	0	0	10	17	0.00	1.000	
36 Tyler Clippard, R ERA: 2.13																						
29 Rafael Soriano, R ERA: 2.85																						
Inning Stats	R: 0 E: 0 K: 1 S: 7	H: 1 LOB: 1 BB: 1 P: 16	R: 0 E: 0 K: 0 S: 8	H: 0 LOB: 0 BB: 1 P: 14	R: 0 E: 0 K: 2 S: 7	H: 0 LOB: 0 BB: 0 P: 10	R: 2 E: 0 K: 1 S: 15	H: 3 LOB: 1 BB: 0 P: 21	R: 0 E: 0 K: 1 S: 8	H: 1 LOB: 1 BB: 0 P: 13	R: 1 E: 0 K: 0 S: 16	H: 2 LOB: 2 BB: 0 P: 23	R: 5 E: 0 K: 0 S: 19	H: 4 LOB: 2 BB: 3 P: 38	R: 0 E: 0 K: 1 S: 10	H: 0 LOB: 1 BB: 1 P: 17	1B: 6 2B: 5 3B: 0 HR: 1	SF: 0 SAC: 1 DP: 2 HBP: 1	WP: 0 PB: 0 SB: 1 CS: 0	PA: 40		
PITCHER	IP WLS BF H R ER SO BB IBB HBP BLK WP HR S P ERA WHIP	IP WLS BF H R ER SO BB IBB HBP BLK WP HR S P ERA WHIP	IP WLS BF H R ER SO BB IBB HBP BLK WP HR S P ERA WHIP	IP WLS BF H R ER SO BB IBB HBP BLK WP HR S P ERA WHIP	IP WLS BF H R ER SO BB IBB HBP BLK WP HR S P ERA WHIP	IP WLS BF H R ER SO BB IBB HBP BLK WP HR S P ERA WHIP	IP WLS BF H R ER SO BB IBB HBP BLK WP HR S P ERA WHIP	IP WLS BF H R ER SO BB IBB HBP BLK WP HR S P ERA WHIP	IP WLS BF H R ER SO BB IBB HBP BLK WP HR S P ERA WHIP	IP WLS BF H R ER SO BB IBB HBP BLK WP HR S P ERA WHIP	IP WLS BF H R ER SO BB IBB HBP BLK WP HR S P ERA WHIP	IP WLS BF H R ER SO BB IBB HBP BLK WP HR S P ERA WHIP	IP WLS BF H R ER SO BB IBB HBP BLK WP HR S P ERA WHIP	IP WLS BF H R ER SO BB IBB HBP BLK WP HR S P ERA WHIP	IP WLS BF H R ER SO BB IBB HBP BLK WP HR S P ERA WHIP	IP WLS BF H R ER SO BB IBB HBP BLK WP HR S P ERA WHIP						
33 Cliff Lee, L ERA: 3.18	6.0	L	7	3	3	6	2	0	0	0	0	0	0	0	0	1	1	61	97	4.50	1.500	
63 Jake Diekmann, L ERA: 4.29	0.2	L	4	0	2	2	0	0	0	0	0	0	0	0	0	0	9	18	27.00	3.000		
45 Zach Miner, R ERA: 5.4	0.1		6	4	3	3	0	0	0	0	1	0	0	0	0	0	1	10	20	81.00	12.000	
57 Luis Garcia, R ERA: 3.46	1.0		4	0	0	0	1	0	0	0	0	0	0	0	0	0	0	10	17	0.00	1.000	



Batter	1	2	3	4	5	6	7	8	9	AB	R	H	RBI	BB	SO	LOB	TOP										
11 Jimmy Rollins, S OBP: 0.308, SLG: 0.343										4	0	1	0	0	1	0	Philadelphia Phillies @ Washington Nationals Nationals Park, Washington, DC Sun Aug 11 2013, 5:07 PM - 7:46 PM EDT Att: 32,355 - Partly Cloudy - 83 F										
28 Kevin Frandsen, R OBP: 0.337, SLG: 0.363										4	0	2	0	0	1	1											
26 Chase Utley, L OBP: 0.340, SLG: 0.506										3	0	0	0	0	0	3											
9 Domico Brown, L OBP: 0.322, SLG: 0.536										2	0	1	0	1	1	1											
18 Darin Ruf, R OBP: 0.379, SLG: 0.530										3	0	0	0	0	3	2											
25 Cody Asche, L OBP: 0.237, SLG: 0.333										3	0	0	0	0	1	1											
31 Erik Kratz, R OBP: 0.297, SLG: 0.398										2	0	0	0	0	0	0											
30 Justin De Fratus, S OBP: 0.265, SLG: 0.164										3	0	0	0	0	2	0											
63 Jake Diekman, R OBP: 0.295, SLG: 0.164										1	0	0	0	0	1	0											
22 Casper Wells, R OBP: 0.200, SLG: 0.200										2	0	0	0	0	0	0											
7 Michael Martinez, S OBP: 0.200, SLG: 0.200										1	0	0	0	0	1	0											
38 Kyle Kendrick, R OBP: 0.170, SLG: 0.178										2	0	0	0	0	0	0											
51 Carlos Ruiz, R OBP: 0.307, SLG: 0.322										0	0	0	0	0	0	0											
Inning Stats	R: 0 E: 0 K: 1 S: 8	H: 1 LOB: 0 BB: 0 P: 8	R: 0 E: 0 K: 2 S: 8	H: 0 LOB: 0 BB: 1 P: 16	R: 0 E: 0 K: 2 S: 8	H: 0 LOB: 0 BB: 0 P: 9	R: 0 E: 0 K: 2 S: 8	H: 1 LOB: 1 BB: 0 P: 10	R: 0 E: 0 K: 1 S: 12	H: 0 LOB: 0 BB: 0 P: 18	R: 0 E: 0 K: 1 S: 7	H: 0 LOB: 0 BB: 0 P: 11	R: 0 E: 0 K: 1 S: 7	H: 2 LOB: 1 BB: 0 P: 10	R: 0 E: 0 K: 0 S: 4	H: 0 LOB: 0 BB: 0 P: 8	R: 0 E: 0 K: 0 S: 4	H: 0 LOB: 0 BB: 0 P: 9	1B: 4 2B: 0 3B: 0 HR: 0	SF: 0 SAC: 0 DP: 2 HBP: 0	WP: 0 PB: 0 SB: 0 CS: 1	PA: 30					
PITCHER	IP	WLS	BF	H	R	ER	SO	BB	IBB	HBP	BLK	WP	HR	S	P	ERA	WHIP										
37 Stephen Strasburg, R ERA: 2.83	9.0	W	29	4	0	0	10	1	0	0	0	0	0	66	99	0.00	0.556										

Batter	1	2	3	4	5	6	7	8	9	AB	R	H	RBI	BB	SO	LOB	BOTTOM										
2 Denard Span, L OBP: 0.313, SLG: 0.362										5	1	2	1	0	0	3	Philadelphia Phillies @ Washington Nationals Nationals Park, Washington, DC Sun Aug 11 2013, 5:07 PM - 7:46 PM EDT Att: 32,355 - Partly Cloudy - 83 F										
11 Ryan Zimmerman, R OBP: 0.343, SLG: 0.432										4	0	1	0	1	0	1											
34 Bryce Harper, L OBP: 0.359, SLG: 0.507										5	0	0	0	0	1	5											
28 Jayson Werth, R OBP: 0.401, SLG: 0.530										4	1	3	1	0	1	0											
33 Roger Bernadina, L OBP: 0.245, SLG: 0.273										0	0	0	0	0	0	0											
20 Ian Desmond, R OBP: 0.333, SLG: 0.471										4	2	2	0	0	0	2											
25 Adam LaRoche, L OBP: 0.320, SLG: 0.415										2	2	0	0	2	1	0											
40 Wilson Ramos, R OBP: 0.327, SLG: 0.490										4	0	2	1	0	1	1											
1 Steve Lombardozzi, S OBP: 0.273, SLG: 0.324										4	0	3	1	0	0	2											
37 Stephen Strasburg, R OBP: 0.154, SLG: 0.164										3	0	0	0	0	3	4											
Inning Stats	R: 1 E: 0 K: 1 S: 11	H: 2 LOB: 1 BB: 0 P: 15	R: 0 E: 0 K: 0 S: 9	H: 2 LOB: 2 BB: 0 P: 10	R: 0 E: 0 K: 1 S: 10	H: 0 LOB: 0 BB: 0 P: 13	R: 2 E: 0 K: 1 S: 19	H: 4 LOB: 3 BB: 1 P: 34	R: 3 E: 1 K: 1 S: 13	H: 3 LOB: 1 BB: 1 P: 23	R: 0 E: 0 K: 0 S: 6	H: 1 LOB: 1 BB: 1 P: 15	R: 0 E: 0 K: 3 S: 10	H: 1 LOB: 0 BB: 0 P: 11	R: 0 E: 0 K: 0 S: 10	H: 0 LOB: 0 BB: 0 P: 15	1B: 13 2B: 0 3B: 0 HR: 0	SF: 0 SAC: 1 DP: 1 HBP: 0	WP: 0 PB: 0 SB: 1 CS: 0	PA: 39							
PITCHER	IP	WLS	BF	H	R	ER	SO	BB	IBB	HBP	BLK	WP	HR	S	P	ERA	WHIP										
38 Kyle Kendrick, R ERA: 4.48	4.1	L	26	11	6	4	3	2	0	0	0	0	0	10	21	0.00	1.200										
30 Justin De Fratus, R ERA: 4.11	1.2		6	1	0	0	1	1	0	0	0	0	0	10	21	0.00	1.200										
63 Jake Diekman, L ERA: 4.09	1.0		4	1	0	0	3	0	0	0	0	0	0	10	11	0.00	1.000										
58 Jonathan Papelbon, R ERA: 2.76	1.0		3	0	0	0	0	0	0	0	0	0	0	10	15	0.00	0.000										

AB	28
R	0
H	4
RBI	0
BB	1
SO	10
LOB	8



Batter	1	2	3	4	5	6	7	8	9	AB R H RBI BB SO LOB	TOP											
11 Jimmy Rollins, S OBP: 0.309, SLG: 0.346	1-0 2B		1-0 1B		1-1 F8		1-1 G4-6-3		2-2 L8	5 0 2 1 0 0 2	Philadelphia Phillies @ Atlanta Braves Turner Field, Atlanta, GA Mon Aug 12 2013, 8:59 PM - 11:43 PM EDT Att. 20,676 - Rain - 74 F											
10 Michael Young, R OBP: 0.336, SLG: 0.397	1-3 K		0-0 P3		2-1 F8		1-2 G6-3			4 0 0 0 0 1 2												
26 Chase Utley, L OBP: 0.342, SLG: 0.506	2-2 P6		0-0 1B		3-2 18 HBP					4 1 2 0 0 0 1												
9 Domico Brown, L OBP: 0.321, SLG: 0.531	1-3 K		4-2 1B		1-0 L8		2-3 K			3 0 0 0 1 2 2												
18 Darin Ruf, R OBP: 0.375, SLG: 0.515		1-1 F7	1-1 G5-3		2-2 25 HR		1-1 G3-1			3 1 0 0 0 0 3												
7 Michael Martinez, S OBP: 0.200, SLG: 0.200					1-2 25 HR					0 0 0 0 0 0 0												
25 Cody Asche, L OBP: 0.282, SLG: 0.425	0-0 G4-3		1-3 K		0-1 15 S					4 2 2 3 0 1 0												
15 John Mayberry Jr., R OBP: 0.301, SLG: 0.417	2-3 K		3-2 P6		2-3 HR					4 0 0 0 0 3 1												
51 Carlos Ruiz, R OBP: 0.305, SLG: 0.321			0-1 P3		1-1 1B					4 0 1 1 0 1 0												
35 Cole Hamels, L OBP: 0.214, SLG: 0.250			1-1 1B		2-1 L7		4-2 11 G4-6-3		1-0 SH2-4	2 1 1 0 1 0 0												
Inning Stats	R: 0 E: 0 K: 2 S: 12	H: 1 LOB: 1 BB: 0 P: 17	R: 0 E: 0 K: 1 S: 8	H: 0 LOB: 0 BB: 0 P: 11	R: 1 E: 0 K: 0 S: 11	H: 3 LOB: 3 BB: 1 P: 18	R: 0 E: 0 K: 2 S: 9	H: 0 LOB: 0 BB: 0 P: 16	R: 0 E: 0 K: 1 S: 6	H: 0 LOB: 0 BB: 0 P: 11	R: 3 E: 0 K: 1 S: 13	H: 2 LOB: 0 BB: 1 P: 22	R: 0 E: 0 K: 0 S: 9	H: 0 LOB: 0 BB: 1 P: 15	R: 0 E: 0 K: 1 S: 7	H: 0 LOB: 0 BB: 0 P: 10	R: 1 E: 0 K: 1 S: 10	H: 2 LOB: 1 BB: 0 P: 15	1B: 5 2B: 1 3B: 1 HR: 1	SF: 0 SAC: 1 DP: 1 HBP: 1	WP: 0 PB: 0 SB: 1 CS: 0	PA: 37
PITCHER	IP WLS BF H R ER SO BB IBB HBP BLK WP HR S P ERA WHIP											IP WLS BF H R ER SO BB IBB HBP BLK WP HR S P ERA WHIP										
49 Julio Teheran, R ERA: 3.08	6.0 L 26 6 4 4 6 1 0 1 0 0 1 59 95 6.00 1.167																					
20 Luis Ayala, R ERA: 2.59	1.0 3 0 0 0 0 1 0 0 0 0 0 9 15 0.00 1.000																					
32 Scott Downs, L ERA: 1.57	1.0 3 0 0 0 1 0 0 0 0 0 0 7 10 0.00 0.000																					
38 Anthony Varvaro, R ERA: 3.12	1.0 5 2 1 1 1 0 0 0 0 0 0 10 15 9.00 2.000																					

AB 33
R 5
H 8
RBI 5
BB 2
SO 8
LOB 11



Batter	1	2	3	4	5	6	7	8	9	AB R H RBI BB SO LOB	BOTTOM									
22 Jason Heyward, L OBP: 0.349, SLG: 0.401	1-0 G4-3		2-0 2B			2-2 1B		0-1 G4-3		4 0 2 0 0 0 0	Philadelphia Phillies @ Atlanta Braves Turner Field, Atlanta, GA Mon Aug 12 2013, 8:59 PM - 11:43 PM EDT Att. 20,676 - Rain - 74 F									
8 Justin Upton, R OBP: 0.355, SLG: 0.482	2-3 K		2-2 P3		3-3 K		0-1 23 2B			4 1 1 0 0 2 2										
5 Freddie Freeman, L OBP: 0.390, SLG: 0.478	0-2 G6-3		0-1 G4-3		1-3 K		0-2 L6			4 0 0 0 0 1 2										
16 Brian McCann, L OBP: 0.355, SLG: 0.522		3-2 23 G4-3	1-1 F8		0-1 F9		1-3 K			4 0 1 0 0 1 1										
23 Chris Johnson, R OBP: 0.376, SLG: 0.475		1-0 G4-3	2-3 K		1-2 26 BB		0-0 2B			4 0 2 1 0 1 1										
26 Dan Uggla, R OBP: 0.307, SLG: 0.389		1-3 K			4-2 2 G6-4-3		2-0 2B			3 0 0 0 1 2 2										
2 B.J. Upton, R OBP: 0.274, SLG: 0.307		1-3 K			0-2 K		1-1 G6-4-3			3 0 0 0 0 1 3										
19 Andrelton Simmons, R OBP: 0.285, SLG: 0.359			1-1 G5-3		0-1 G4-3		1-2 F8			3 0 0 0 0 0 0										
49 Julio Teheran, R OBP: 0.277, SLG: 0.371			1-3 K		0-0 F8		1-0 F8			1 0 0 0 0 1 0										
25 Jody Gerardo, S OBP: 0.306, SLG: 0.364										1 0 0 0 0 0 0										
20 Luis Ayala, R ERA: 2.59										0 0 0 0 0 0 0										
32 Scott Downs, L ERA: 1.57										0 0 0 0 0 0 0										
11 Gerald Laird, R OBP: 0.276, SLG: 0.395										1 0 0 0 0 0 0										
38 Anthony Varvaro, R ERA: 3.12										0 0 0 0 0 0 0										
Inning Stats	R: 0 E: 0 K: 1 S: 8	H: 0 LOB: 0 BB: 0 P: 11	R: 0 E: 0 K: 2 S: 11	H: 1 LOB: 0 BB: 0 P: 17	R: 0 E: 0 K: 1 S: 9	H: 1 LOB: 1 BB: 0 P: 15	R: 0 E: 0 K: 1 S: 8	H: 0 LOB: 0 BB: 0 P: 11	R: 0 E: 0 K: 2 S: 13	H: 1 LOB: 1 BB: 0 P: 19	R: 0 E: 0 K: 0 S: 9	H: 1 LOB: 1 BB: 1 P: 15	R: 0 E: 0 K: 0 S: 8	H: 0 LOB: 0 BB: 0 P: 10	R: 1 E: 0 K: 1 S: 11	H: 2 LOB: 1 BB: 0 P: 14	1B: 2 2B: 4 3B: 0 HR: 0	SF: 0 SAC: 0 DP: 1 HBP: 0	WP: 0 PB: 0 SB: 0 CS: 0	PA: 33
PITCHER	IP WLS BF H R ER SO BB IBB HBP BLK WP HR S P ERA WHIP											IP WLS BF H R ER SO BB IBB HBP BLK WP HR S P ERA WHIP								
35 Cole Hamels, L ERA: 3.85	9.0 W 33 6 1 1 9 1 0 0 0 0 0 85 123 1.00 0.778																			

AB 32
R 1
H 6
RBI 1
BB 1
SO 9
LOB 11



Batter	1	2	3	4	5	6	7	8	9	AB	R	H	RBI	BB	SO	LOB	TOP								
11 Jimmy Rollins, S OBP: 0.306, SLG: 0.344	G4-3		F8		F8		F8			4	0	1	0	0	0	1	Philadelphia Phillies @ Atlanta Braves Turner Field, Atlanta, GA Wed Aug 14 2013, 8:59 PM - 11:48 PM EDT Att: 18,638 - Drizzlie - 73 F								
10 Michael Young, R OBP: 0.336, SLG: 0.397	1B		F7			1B		G3-4-1		4	1	2	0	0	0	1									
26 Chase Utley, L OBP: 0.342, SLG: 0.506	K		G6-3			F8		F9		4	0	0	0	0	1	3									
9 Domico Brown, L OBP: 0.324, SLG: 0.541	1B				2B	HR		G4-3		4	1	3	2	0	0	0									
18 Darin Ruf, R OBP: 0.375, SLG: 0.527	F9		K			F8		HR		4	1	1	1	0	1	3									
25 Cody Asche, L OBP: 0.245, SLG: 0.370	F8		G4-3			K		51 PB		3	0	0	0	1	1	1									
15 John Mayberry Jr., R OBP: 0.297, SLG: 0.410	G1-3		G4-3					K		4	0	0	0	0	2	2									
51 Carlos Ruiz, R OBP: 0.304, SLG: 0.319	G5-3					F9		F9		4	0	1	0	0	0	1									
27 John Lannan, L ERA: 4.5			G6-3			K		G5-3		0	0	0	0	0	0	0									
7 Michael Martinez, S ERA: 2.75								FC6-4		1	0	0	0	0	0	0									
46 Raul Valdes, L ERA: 3.52										1	0	0	0	0	0	0									
28 Kevin Frandsen, R ERA: 3.35										1	0	0	0	0	0	0									
Inning Stats	R: 0 E: 0 K: 1 S: 11	H: 2 LOB: 2 BB: 0 P: 18	R: 0 E: 0 K: 0 S: 6	H: 0 LOB: 0 BB: 0 P: 7	R: 0 E: 0 K: 0 S: 6	H: 1 LOB: 1 BB: 0 P: 9	R: 0 E: 0 K: 1 S: 13	H: 1 LOB: 1 BB: 0 P: 20	R: 0 E: 0 K: 1 S: 8	H: 0 LOB: 0 BB: 0 P: 13	R: 2 E: 0 K: 1 S: 11	H: 2 LOB: 0 BB: 0 P: 14	R: 0 E: 0 K: 1 S: 12	H: 1 LOB: 1 BB: 0 P: 18	R: 0 E: 0 K: 0 S: 6	H: 0 LOB: 0 BB: 0 P: 9	R: 1 E: 0 K: 1 S: 12	H: 1 LOB: 1 BB: 1 P: 20	1B: 4 2B: 2 3B: 0 HR: 2	SF: 0 SAC: 0 DP: 0 HBP: 0	WP: 0 PB: 1 SB: 0 CS: 0	PA: 36			
PITCHER	IP	WLS	BF	H	R	ER	SO	BB	IBB	HBP	BLK	WP	HR	S	P	ERA	WHIP								
37 Brandon Beachy, R	6.0	W	24	6	2	2	4	0	0	0	0	0	1	55	81	3.00	1.000								
20 Luis Ayala, R	1.0	H	4	1	0	0	1	0	0	0	0	0	0	12	18	0.00	1.000								
43 Luis Avilan, L	1.0		3	0	0	0	0	0	0	0	0	0	0	6	9	0.00	0.000								
48 David Carpenter, R	0.0		2	1	1	1	0	1	0	0	0	0	1	6	13	∞	∞								
46 Craig Kimbrel, R	1.0	S	3	0	0	0	1	0	0	0	0	0	0	6	7	0.00	0.000								

Batter	1	2	3	4	5	6	7	8	9	AB	R	H	RBI	BB	SO	LOB	BOTTOM								
22 Jason Heyward, L OBP: 0.351, SLG: 0.417	HR	2B	F7			P3		K		5	2	2	1	0	1	2	Philadelphia Phillies @ Atlanta Braves Turner Field, Atlanta, GA Wed Aug 14 2013, 8:59 PM - 11:48 PM EDT Att: 18,638 - Drizzlie - 73 F								
8 Justin Upton, R OBP: 0.383, SLG: 0.486	BB	BB		1B		BB		K		2	2	1	0	3	1	0									
5 Freddie Freeman, L OBP: 0.389, SLG: 0.474	1B	SF8		K		F9		K		4	0	1	1	0	2	3									
24 Evan Gattis, R OBP: 0.311, SLG: 0.496	1B									2	0	0	0	0	1	0									
20 Luis Ayala, R										0	0	0	0	0	0	0									
43 Luis Avilan, L										0	0	0	0	0	0	0									
48 David Carpenter, R										0	0	0	0	0	0	0									
46 Craig Kimbrel, R										0	0	0	0	0	0	0									
23 Chris Johnson, R OBP: 0.374, SLG: 0.480	SF7			K		G3				3	0	1	3	0	1	4									
1 Tyler Pastornicky, R OBP: 0.323, SLG: 0.533										2	0	1	0	0	0	2									
19 Andrelton Simmons, R OBP: 0.284, SLG: 0.360										2	1	1	0	0	0	0									
2 B.J. Upton, R OBP: 0.270, SLG: 0.304	K		G6-3		G5-3		F9			4	0	0	0	0	1	3									
4 Paul Janish, R OBP: 0.143, SLG: 0.083	F9				P3		SF8			3	0	1	1	0	0	0									
37 Brandon Beachy, R										0	1	0	0	1	0	0									
11 Gerald Laird, R OBP: 0.382, SLG: 0.397	BB		SH3-4			1B		F8		2	0	1	0	0	0	0									
Inning Stats	R: 2 E: 0 K: 1 S: 17	H: 3 LOB: 2 BB: 1 P: 28	R: 3 E: 0 K: 0 S: 12	H: 2 LOB: 2 BB: 2 P: 28	R: 0 E: 0 K: 0 S: 7	H: 1 LOB: 1 BB: 0 P: 13	R: 0 E: 0 K: 2 S: 11	H: 1 LOB: 1 BB: 0 P: 16	R: 0 E: 0 K: 0 S: 4	H: 0 LOB: 0 BB: 0 P: 5	R: 0 E: 0 K: 0 S: 9	H: 1 LOB: 3 BB: 2 P: 22	R: 1 E: 0 K: 0 S: 7	H: 1 LOB: 0 BB: 0 P: 11	R: 0 E: 0 K: 3 S: 9	H: 0 LOB: 0 BB: 0 P: 14	1B: 6 2B: 2 3B: 0 HR: 1	SF: 3 SAC: 1 DP: 0 HBP: 1	WP: 0 PB: 0 SB: 0 CS: 0	PA: 39					
PITCHER	IP	WLS	BF	H	R	ER	SO	BB	IBB	HBP	BLK	WP	HR	S	P	ERA	WHIP								
27 John Lannan, L	1.1	L	11	4	5	5	1	3	0	0	0	0	0	24	40	0.00	1.125								
45 Zach Miner, R	2.2		12	3	0	0	2	0	0	1	0	0	0	10	19	0.00	1.200								
56 Cesar Jimenez, L	1.2		7	1	0	0	0	1	0	0	0	0	0	3	8	0.00	3.000								
57 Luis Garcia, R	0.1		2	0	0	0	0	1	0	0	0	0	0	16	25	4.50	0.500								
46 Raul Valdes, L	2.0		7	1	1	1	3	0	0	0	0	0	0	16	25	4.50	0.500								

Batter	1	2	3	4	5	6	7	8	9	AB	R	H	RBI	BB	SO	LOB	TOP								
25 Carl Crawford, L OBP: 0.339, SLG: 0.412	L9		G1-3		G3			G4-3		4	0	0	0	0	0	0									
66 Yasiel Puig, R OBP: 0.424, SLG: 0.573	G4-3			L8		G6-3		G6-3		4	0	0	0	0	0	0									
23 Adrián González, L OBP: 0.345, SLG: 0.459	L4				G4-3			K		4	1	1	0	0	1	0									
13 Hanley Ramirez, R OBP: 0.411, SLG: 0.652		F8			13 HR					4	2	2	2	0	1	0									
33 Scott Van Slyke, R OBP: 0.235, SLG: 0.495	G5-3				HR					4	0	1	1	0	2	0									
5 Juan Uribe, R OBP: 0.326, SLG: 0.393										4	0	2	0	0	2	1									
17 A.J. Ellis, R OBP: 0.337, SLG: 0.370										3	1	0	0	1	0	3									
14 Mark Ellis, R OBP: 0.330, SLG: 0.379										3	0	1	1	0	1	0									
21 Zack Greinke, R OBP: 0.438, SLG: 0.405										3	0	0	0	0	0	1									
75 Paco Rodríguez, L ERA: 3.19										0	0	0	0	0	0	0									
54 Ronald Belisario, R ERA: 3.23										1	0	0	0	0	0	2									
16 Andre Ethier, L OBP: 0.350, SLG: 0.401										0	0	0	0	0	0	0									
74 Kenley Jansen, S ERA: 2.04										0	0	0	0	0	0	0									
Inning Stats	R: 0 E: 0 K: 0 S: 9	H: 0 LOB: 0 BB: 0 P: 10	R: 0 E: 0 K: 0 S: 10	H: 1 LOB: 1 BB: 0 P: 14	R: 0 E: 0 K: 1 S: 9	H: 0 LOB: 0 BB: 0 P: 13	R: 2 E: 0 K: 1 S: 13	H: 3 LOB: 1 BB: 0 P: 20	R: 0 E: 0 K: 0 S: 8	H: 0 LOB: 0 BB: 0 P: 14	R: 0 E: 0 K: 1 S: 6	H: 0 LOB: 0 BB: 0 P: 9	R: 1 E: 0 K: 2 S: 13	H: 1 LOB: 1 BB: 1 P: 20	R: 0 E: 0 K: 1 S: 7	H: 0 LOB: 0 BB: 0 P: 10	R: 1 E: 0 K: 1 S: 12	H: 2 LOB: 2 BB: 0 P: 19	1B: 4 2B: 2 3B: 0 HR: 1	SF: 0 SAC: 0 DP: 0 HBP: 1	WP: 0 PB: 0 SB: 2 CS: 0	PA: 36			
PITCHER	IP	WLS	BF	H	R	ER	SO	BB	IBB	HBP	BLK	WP	HR	S	P	ERA	WHIP								
33 Cliff Lee, L ERA: 3.19	8.0	L	30	5	3	3	6	1	0	0	0	0	1	75	110	3.38	0.750								
30 Justin De Fratus, R ERA: 3.9	0.2		5	2	1	0	1	0	0	1	0	0	0	10	15	0.00	3.000								
56 Cesar Jimenez, L ERA:	0.1		1	0	0	0	0	0	0	0	0	0	0	2	4	0.00	0.000								

Los Angeles Dodgers @ Philadelphia Phillies
Citizens Bank Park, Philadelphia, PA
Fri Aug 16 2013, 7:08 PM - 10:09 PM EDT
Att: 36,964 - Cloudy - 79 F

AB 34
R 4
H 7
RBI 4
BB 1
SO 7
LOB 7



Batter	1	2	3	4	5	6	7	8	9	AB	R	H	RBI	BB	SO	LOB	BOTTOM								
11 Jimmy Rollins, S OBP: 0.306, SLG: 0.342	P5		F8		G1-6-3					3	0	0	0	1	0	2									
10 Michael Young, R OBP: 0.336, SLG: 0.395										4	0	1	0	0	1	1									
30 Justin De Fratus, S ERA: 3.9										0	0	0	0	0	0	0									
56 Cesar Jimenez, L ERA:										0	0	0	0	0	0	0									
26 Chase Utley, L OBP: 0.341, SLG: 0.501	G3									3	0	0	0	1	2	2									
9 Domonic Brown, L OBP: 0.324, SLG: 0.537										3	0	0	0	1	0	1									
18 Darin Ruf, R OBP: 0.379, SLG: 0.522										3	0	1	0	1	1	3									
25 Cody Asche, L OBP: 0.245, SLG: 0.380										4	0	1	0	0	2	3									
15 John Mayberry Jr., R OBP: 0.293, SLG: 0.404										4	0	0	0	0	0	4									
51 Carlos Ruiz, R OBP: 0.299, SLG: 0.313										4	0	0	0	0	0	1									
33 Cliff Lee, L OBP: 0.205, SLG: 0.190										1	0	0	0	1	0	1									
28 Kevin Frandsen, R OBP: 0.331, SLG: 0.356										1	0	0	0	0	0	0									
Inning Stats	R: 0 E: 0 K: 1 S: 7	H: 0 LOB: 0 BB: 0 P: 11	R: 0 E: 0 K: 0 S: 7	H: 1 LOB: 1 BB: 0 P: 13	R: 0 E: 1 K: 0 S: 7	H: 0 LOB: 1 BB: 0 P: 10	R: 0 E: 0 K: 0 S: 10	H: 1 LOB: 2 BB: 1 P: 20	R: 0 E: 0 K: 0 S: 12	H: 0 LOB: 0 BB: 1 P: 19	R: 0 E: 0 K: 1 S: 6	H: 0 LOB: 0 BB: 0 P: 10	R: 0 E: 0 K: 1 S: 9	H: 0 LOB: 1 BB: 1 P: 14	R: 0 E: 0 K: 2 S: 17	H: 1 LOB: 3 BB: 2 P: 31	R: 0 E: 0 K: 1 S: 10	H: 0 LOB: 0 BB: 0 P: 15	1B: 2 2B: 1 3B: 0 HR: 0	SF: 0 SAC: 0 DP: 1 HBP: 0	WP: 0 PB: 0 SB: 0 CS: 0	PA: 35			
PITCHER	IP	WLS	BF	H	R	ER	SO	BB	IBB	HBP	BLK	WP	HR	S	P	ERA	WHIP								
21 Zack Greinke, R ERA: 2.01	7.1	W	29	3	0	0	3	4	0	0	0	0	0	68	113	0.00	0.955								
75 Paco Rodríguez, L ERA: 2.01	0.1	H	2	0	0	0	1	1	0	0	0	0	0	4	10	0.00	3.000								
54 Ronald Belisario, R ERA: 3.23	0.1	H	1	0	0	0	1	0	0	0	0	0	0	3	5	0.00	0.000								
74 Kenley Jansen, R ERA: 2.04	1.0		3	0	0	0	1	0	0	0	0	0	0	10	15	0.00	0.000								

Los Angeles Dodgers @ Philadelphia Phillies
Citizens Bank Park, Philadelphia, PA
Fri Aug 16 2013, 7:08 PM - 10:09 PM EDT
Att: 36,964 - Cloudy - 79 F

AB 30
R 0
H 3
RBI 0
BB 5
SO 6
LOB 18



Batter	1	2	3	4	5	6	7	8	9	AB	R	H	RBI	BB	SO	LOB	TOP					
25 Carl Crawford, L OBP: 0.338, SLG: 0.410										4	1	1	0	0	0	1	Los Angeles Dodgers @ Philadelphia Phillies Citizens Bank Park, Philadelphia, PA Sat Aug 17 2013, 7:10 PM - 9:58 PM EDT Att: 42,082 - Partly Cloudy - 82 F					
66 Yasiel Puig, R OBP: 0.425, SLG: 0.576										4	0	2	0	0	1	2						
23 Adrián González, L OBP: 0.344, SLG: 0.457										4	0	1	1	0	1	1						
13 Hanley Ramirez, R OBP: 0.413, SLG: 0.647										3	0	1	0	0	0	0						
16 Andre Ethier, L OBP: 0.349, SLG: 0.400										4	0	1	0	0	0	4						
17 A.J. Ellis, R OBP: 0.336, SLG: 0.366										3	1	0	0	1	0	3						
55 Skip Schumaker, L 43 Brandon League, R										3	1	0	0	0	1	0		AB 32 R 5 H 10 RBI 5 BB 2 SO 3 LOB 13				
5 Juan Uribe, R OBP: 0.334, SLG: 0.414										3	2	3	3	1	0	0						
22 Clayton Kershaw, L 14 Mark Ellis, R										3	0	1	1	0	0	2						
Inning Stats	R: 1 E: 0 K: 0 S: 13	H: 3 LOB: 2 BB: 0 P: 21	R: 0 E: 1 K: 0 S: 5	H: 1 LOB: 1 BB: 0 P: 6	R: 0 E: 0 K: 0 S: 6	H: 1 LOB: 0 BB: 0 P: 9	R: 0 E: 0 K: 0 S: 14	H: 0 LOB: 0 BB: 0 P: 17	R: 1 E: 0 K: 1 S: 17	H: 2 LOB: 1 BB: 0 P: 25	R: 0 E: 0 K: 0 S: 8	H: 0 LOB: 1 BB: 1 P: 14	R: 0 E: 0 K: 0 S: 7	H: 0 LOB: 0 BB: 1 P: 15	R: 0 E: 0 K: 2 S: 12	H: 0 LOB: 0 BB: 0 P: 16			R: 3 E: 0 K: 0 S: 13	H: 2 LOB: 1 BB: 1 P: 25	1B: 6 2B: 4 3B: 0 HR: 1	SF: 0 SAC: 0 DP: 4 HBP: 2
PITCHER	IP WLS BF H R ER SO BB IBB HBP BLK WP HR S P ERA WHIP																					
38 Kyle Kendrick, R ERA: 4.42	6.0 L 23 8 2 2 1 0 0 0 1 0 0 0 0 63 92 3.00 1.333																					
B.J. Rosenberg, R ERA: 9.0	1.0 4 0 0 0 0 0 1 0 0 0 0 0 0 7 15 0.00 1.000																					
63 Jake Diekmann, L ERA: 3.8	1.0 3 0 0 0 2 0 0 0 0 0 0 0 12 16 0.00 0.000																					
57 Luis Garcia, R ERA: 4.6	1.0 6 2 3 3 0 1 0 1 0 1 1 13 25 27.00 3.000																					


Batter	1	2	3	4	5	6	7	8	9	AB	R	H	RBI	BB	SO	LOB	BOTTOM					
11 Jimmy Rollins, S OBP: 0.304, SLG: 0.339										4	0	0	0	0	2	1	Los Angeles Dodgers @ Philadelphia Phillies Citizens Bank Park, Philadelphia, PA Sat Aug 17 2013, 7:10 PM - 9:58 PM EDT Att: 42,082 - Partly Cloudy - 82 F					
28 Kevin Frandsen, R OBP: 0.324, SLG: 0.346										4	0	0	0	0	1	0						
10 Michael Young, R 4 John McDonald, R										1	0	0	0	0	0	0						
9 Domic Brown, L OBP: 0.324, SLG: 0.535										3	0	1	0	0	0	0						
18 Darin Ruf, R OBP: 0.370, SLG: 0.509										3	0	0	0	0	2	1						
22 Casper Wells, R OBP: 0.200, SLG: 0.175										3	0	1	0	0	0	1						
15 John Mayberry Jr., R OBP: 0.296, SLG: 0.405										2	0	1	0	1	0	0						
31 Erik Kratz, R OBP: 0.277, SLG: 0.386										3	0	0	0	0	0	3						
38 Kyle Kendrick, R 26 Chase Utley, R B.J. Rosenberg, R 63 Jake Diekmann, R 51 Carlos Ruiz, R 57 Luis Garcia, R										1	0	0	0	0	0	0		AB 29 R 0 H 3 RBI 0 BB 1 SO 8 LOB 9				
Inning Stats	R: 0 E: 0 K: 1 S: 11	H: 0 LOB: 0 BB: 0 P: 15	R: 0 E: 0 K: 0 S: 10	H: 0 LOB: 0 BB: 0 P: 14	R: 0 E: 0 K: 0 S: 5	H: 0 LOB: 0 BB: 0 P: 9	R: 0 E: 0 K: 2 S: 8	H: 0 LOB: 0 BB: 0 P: 10	R: 0 E: 0 K: 1 S: 9	H: 1 LOB: 0 BB: 0 P: 10	R: 0 E: 0 K: 2 S: 11	H: 1 LOB: 1 BB: 0 P: 15	R: 0 E: 0 K: 0 S: 5	H: 0 LOB: 0 BB: 0 P: 6	R: 0 E: 0 K: 2 S: 12	H: 1 LOB: 2 BB: 1 P: 21			R: 0 E: 0 K: 0 S: 4	H: 0 LOB: 0 BB: 0 P: 8	1B: 2 2B: 1 3B: 0 HR: 0	SF: 0 SAC: 0 DP: 0 HBP: 0
PITCHER	IP WLS BF H R ER SO BB IBB HBP BLK WP HR S P ERA WHIP																					
22 Clayton Kershaw, L ERA: 1.8	8.0 W 27 3 0 0 0 0 1 0 0 0 0 0 71 100 0.00 0.500																					
43 Brandon League, R ERA: 5.08	1.0 3 0 0 0 0 0 0 0 0 0 0 0 4 8 0.00 0.000																					

Batter	1	2	3	4	5	6	7	8	9	AB	R	H	RBI	BB	SO	LOB	TOP	
14 Mark Ellis, R OBP: 0.325, SLG: 0.373 54 Ronald Belisario, R (7, 1) 75 Paco Rodriguez, L (8, 1) 43 Brandon League, R (9, 1)	L3		G5-3		G5-3		G3-1			4	0	0	0	0	0	0		
7 Nick Punto, S OBP: 0.341, SLG: 0.339	1B		K		K					3	0	1	0	1	2	0		
13 Hanley Ramirez, R OBP: 0.405, SLG: 0.635	G1		F8		K					4	0	0	0	0	1	2		
66 Yasiel Puig, R OBP: 0.419, SLG: 0.567	P6				K					4	0	0	0	0	1	1		
16 Andre Ethier, L OBP: 0.351, SLG: 0.408		HR			F9					4	2	2	1	0	1	1		
33 Scott Van Slyke, R OBP: 0.311, SLG: 0.495		1B			K					4	0	2	0	0	1	1		
6 Jerry Hairston, R OBP: 0.316, SLG: 0.333		1B			K					4	0	2	1	0	0	2		
18 Tim Federowicz, R OBP: 0.270, SLG: 0.353					K					4	0	1	0	0	3	2		
47 Ricky Nolasco, R OBP: 0.227, SLG: 0.200 5 Juan Uribe, R (7, PH) (7, 5)					F8					2	0	0	0	0	0	3		
					G4-3					1	0	0	0	0	1	0		
Inning Stats	R: 0 H: 1 E: 0 K: 0 S: 12	H: 1 LOB: 1 BB: 0 P: 16	R: 1 H: 2 E: 0 K: 1 S: 13	H: 2 LOB: 1 BB: 0 P: 22	R: 0 H: 0 E: 0 K: 1 S: 7	H: 0 LOB: 0 BB: 0 P: 10	R: 1 H: 3 E: 0 K: 2 S: 14	H: 3 LOB: 2 BB: 0 P: 22	R: 0 H: 1 E: 0 K: 0 S: 16	H: 1 LOB: 1 BB: 0 P: 11	R: 0 H: 0 E: 0 K: 2 S: 12	H: 0 LOB: 0 BB: 0 P: 16	R: 0 H: 0 E: 0 K: 0 S: 7	H: 1 LOB: 1 BB: 0 P: 17	1B: 7 2B: 0 3B: 0 HR: 1	SF: 0 SAC: 0 DP: 1 HBP: 0	WP: 1 PB: 0 SB: 0 CS: 1	PA: 35
PITCHER	IP WLS BF H R ER SO BB IBB HBP BLK WP HR S P ERA WHIP	IP WLS BF H R ER SO BB IBB HBP BLK WP HR S P ERA WHIP	IP WLS BF H R ER SO BB IBB HBP BLK WP HR S P ERA WHIP	IP WLS BF H R ER SO BB IBB HBP BLK WP HR S P ERA WHIP	IP WLS BF H R ER SO BB IBB HBP BLK WP HR S P ERA WHIP	IP WLS BF H R ER SO BB IBB HBP BLK WP HR S P ERA WHIP	IP WLS BF H R ER SO BB IBB HBP BLK WP HR S P ERA WHIP	IP WLS BF H R ER SO BB IBB HBP BLK WP HR S P ERA WHIP	IP WLS BF H R ER SO BB IBB HBP BLK WP HR S P ERA WHIP	IP WLS BF H R ER SO BB IBB HBP BLK WP HR S P ERA WHIP	IP WLS BF H R ER SO BB IBB HBP BLK WP HR S P ERA WHIP	IP WLS BF H R ER SO BB IBB HBP BLK WP HR S P ERA WHIP	IP WLS BF H R ER SO BB IBB HBP BLK WP HR S P ERA WHIP	IP WLS BF H R ER SO BB IBB HBP BLK WP HR S P ERA WHIP	IP WLS BF H R ER SO BB IBB HBP BLK WP HR S P ERA WHIP	IP WLS BF H R ER SO BB IBB HBP BLK WP HR S P ERA WHIP	IP WLS BF H R ER SO BB IBB HBP BLK WP HR S P ERA WHIP	

Los Angeles Dodgers @ Philadelphia Phillies
Citizens Bank Park, Philadelphia, PA
Sun Aug 18 2013, 1:38 PM - 4:41 PM EDT
Att: 40,336 - Cloudy - 78 F

livebaseballscorecards.com

AB 34
R 2
H 8
RBI 2
BB 1
SO 10
LOB 12




Batter	1	2	3	4	5	6	7	8	9	AB	R	H	RBI	BB	SO	LOB	BOTTOM					
7 Michael Martinez, S OBP: 0.167, SLG: 0.167 10 Michael Young, R OBP: 0.334, SLG: 0.393	L1-3		K		G4-3					4	0	0	0	0	2	3						
28 Kevin Frandsen, R OBP: 0.316, SLG: 0.338										4	0	0	0	0	2							
26 Chase Utley, L OBP: 0.339, SLG: 0.496										3	1	0	0	0	1	0						
9 Dornic Brown, L OBP: 0.325, SLG: 0.535										4	0	2	0	0	1	0						
18 Darin Ruf, R OBP: 0.374, SLG: 0.529										3	1	1	1	1	2	1						
25 Cody Asche, L OBP: 0.228, SLG: 0.352										4	0	0	1	0	1	3						
22 Casper Wells, R OBP: 0.191, SLG: 0.167										4	1	0	0	0	2	3						
51 Carlos Ruiz, R OBP: 0.310, SLG: 0.325										4	0	4	0	0	0	0						
35 Cole Hamels, L OBP: 0.209, SLG: 0.244 B.J. Rosenberg, R (8, 1) 58 Jonathan Papelbon, R (9, 1) 11 Jimmy Rollins, S OBP: 0.305, SLG: 0.339										1	0	0	0	0	0	1						
										0	0	0	0	0	0	0						
										0	0	0	0	0	0	0						
										0	0	0	0	0	0	0						
										0	0	0	0	0	0	0						
Inning Stats	R: 0 H: 0 E: 0 K: 1 S: 7	H: 1 LOB: 0 BB: 0 P: 10	R: 0 H: 1 E: 0 K: 2 S: 10	H: 1 LOB: 1 BB: 0 P: 15	R: 0 H: 1 E: 0 K: 1 S: 12	H: 1 LOB: 0 BB: 0 P: 14	R: 1 H: 1 E: 0 K: 0 S: 9	H: 1 LOB: 0 BB: 0 P: 18	R: 0 H: 1 E: 0 K: 1 S: 7	H: 1 LOB: 1 BB: 0 P: 10	R: 1 H: 1 E: 0 K: 0 S: 8	H: 1 LOB: 2 BB: 1 P: 16	R: 0 H: 1 E: 0 K: 1 S: 8	H: 1 LOB: 0 BB: 0 P: 12	R: 0 H: 0 E: 0 K: 2 S: 8	H: 0 LOB: 0 BB: 0 P: 12	R: 1 H: 1 E: 2 K: 1 S: 10	H: 1 LOB: 3 BB: 1 P: 19	1B: 6 2B: 0 3B: 0 HR: 1	SF: 0 SAC: 2 DP: 0 HBP: 1	WP: 0 PB: 0 SB: 0 CS: 0	PA: 37
PITCHER	IP WLS BF H R ER SO BB IBB HBP BLK WP HR S P ERA WHIP	IP WLS BF H R ER SO BB IBB HBP BLK WP HR S P ERA WHIP	IP WLS BF H R ER SO BB IBB HBP BLK WP HR S P ERA WHIP	IP WLS BF H R ER SO BB IBB HBP BLK WP HR S P ERA WHIP	IP WLS BF H R ER SO BB IBB HBP BLK WP HR S P ERA WHIP	IP WLS BF H R ER SO BB IBB HBP BLK WP HR S P ERA WHIP	IP WLS BF H R ER SO BB IBB HBP BLK WP HR S P ERA WHIP	IP WLS BF H R ER SO BB IBB HBP BLK WP HR S P ERA WHIP	IP WLS BF H R ER SO BB IBB HBP BLK WP HR S P ERA WHIP	IP WLS BF H R ER SO BB IBB HBP BLK WP HR S P ERA WHIP	IP WLS BF H R ER SO BB IBB HBP BLK WP HR S P ERA WHIP	IP WLS BF H R ER SO BB IBB HBP BLK WP HR S P ERA WHIP	IP WLS BF H R ER SO BB IBB HBP BLK WP HR S P ERA WHIP	IP WLS BF H R ER SO BB IBB HBP BLK WP HR S P ERA WHIP	IP WLS BF H R ER SO BB IBB HBP BLK WP HR S P ERA WHIP	IP WLS BF H R ER SO BB IBB HBP BLK WP HR S P ERA WHIP	IP WLS BF H R ER SO BB IBB HBP BLK WP HR S P ERA WHIP					

Los Angeles Dodgers @ Philadelphia Phillies
Citizens Bank Park, Philadelphia, PA
Sun Aug 18 2013, 1:38 PM - 4:41 PM EDT
Att: 40,336 - Cloudy - 78 F

livebaseballscorecards.com

AB 32
R 3
H 7
RBI 3
BB 2
SO 9
LOB 15



Batter	1	2	3	4	5	6	7	8	9	AB	R	H	RBI	BB	SO	LOB	TOP		
24 Dexter Fowler, S OBP: 0.371, SLG: 0.417										4	1	0	0	1	3	0			
6 Corey Dickerson, L OBP: 0.370, SLG: 0.517										4	1	1	0	0	1	0			
2 Troy Tulowitzki, R OBP: 0.388, SLG: 0.568										3	1	2	1	1	0	0			
3 Michael Cuddyer, R OBP: 0.389, SLG: 0.532										3	1	1	0	1	1	4			
20 Wilin Rosario, R OBP: 0.313, SLG: 0.475										4	0	1	2	0	1	2			
17 Todd Helton, L OBP: 0.323, SLG: 0.390										4	0	1	1	0	2	2			
28 Nolan Arenado, R OBP: 0.301, SLG: 0.409										3	0	0	0	1	2	2			
9 DJ LeMahieu, R OBP: 0.309, SLG: 0.358										4	0	1	0	0	0	2			
50 Jeff Manship, R 4 Ryan Wheeler, L 26 Jeff Francis, L 19 Charlie Blackmon, L 59 Wilton Lopez, R 49 Rex Brothers, L 23 Charlie Culberson, R										1	0	0	0	0	0	0			
Inning Stats	R: 0 E: 0 K: 2 S: 9	H: 1 LOB: 1 BB: 0 P: 11	R: 0 E: 0 K: 3 S: 9	H: 0 LOB: 0 BB: 0 P: 12	R: 0 E: 0 K: 0 S: 6	H: 0 LOB: 0 BB: 0 P: 11	R: 0 E: 0 K: 0 S: 9	H: 1 LOB: 1 BB: 0 P: 12	R: 0 E: 0 K: 1 S: 8	H: 0 LOB: 0 BB: 0 P: 11	R: 0 E: 0 K: 1 S: 13	H: 2 LOB: 2 BB: 2 P: 27	R: 2 E: 0 K: 3 S: 15	H: 2 LOB: 2 BB: 2 P: 28	R: 0 E: 0 K: 1 S: 10	H: 1 LOB: 0 BB: 0 P: 12	1B: 5 2B: 1 3B: 0 HR: 1	SF: 0 SAC: 0 DP: 0 HBP: 0	WP: 0 PA: 37 PB: 0 SB: 1 CS: 1
PITCHER	IP WLS BF H R ER SO BB IBB HBP BLK WP HR S P ERA WHIP																		
49 Ethan Martin, R ERA: 5.23	6.1 W 25 4 2 2 6 2 0 0 0 0 1 59 90 2.84 0.947																		
30 Justin De Fratus, R ERA: 3.82	0.2 H 2 0 0 0 1 0 0 0 0 0 0 5 9 0.00 0.000																		
57 Luis Garcia, R ERA: 5.63	0.1 H 5 2 2 2 1 2 0 0 0 0 0 8 19 54.00 12.000																		
63 Jake Diekman, L ERA: 3.7	0.2 H 2 0 0 0 2 0 0 0 0 1 0 7 9 0.00 0.000																		
58 Jonathan Papelbon, R ERA: 2.84	1.0 S 3 1 0 0 1 0 0 0 0 0 0 10 12 0.00 1.000																		

Colorado Rockies @ Philadelphia Phillies
Citizens Bank Park, Philadelphia, PA
Mon Aug 19 2013, 7:10 PM - 10:00 PM EDT
Att: 35,269 - Cloudy - 77 F

livebaseballscorecards.com

AB 33
R 4
H 7
RBI 4
BB 4
SO 11
LOB 15

Batter	1	2	3	4	5	6	7	8	9	AB	R	H	RBI	BB	SO	LOB	BOTTOM		
11 Jimmy Rollins, S OBP: 0.303, SLG: 0.336										4	0	0	0	0	0	0			
51 Carlos Ruiz, R OBP: 0.314, SLG: 0.348										4	1	2	1	0	0	0			
26 Chase Utley, L OBP: 0.339, SLG: 0.493										4	1	1	0	0	1	1			
9 Dornic Brown, L OBP: 0.325, SLG: 0.532										4	1	1	0	0	1	1			
18 Darin Ruf, R OBP: 0.378, SLG: 0.525										3	0	1	0	1	2	0			
25 Cody Asche, L OBP: 0.233, SLG: 0.351										3	1	1	1	0	1	3			
15 John Mayberry Jr., R OBP: 0.297, SLG: 0.415										3	1	1	3	0	0	2			
22 Casper Wells, R OBP: 0.185, SLG: 0.161										3	0	0	0	0	0	2			
49 Ethan Martin, R 30 Justin De Fratus, S 28 Kevin Frandsen, R 57 Luis Garcia, R 63 Jake Diekman, R 58 Jonathan Papelbon, R										2	0	0	0	0	2	0			
Inning Stats	R: 0 E: 0 K: 1 S: 11	H: 1 LOB: 1 BB: 0 P: 19	R: 0 E: 0 K: 1 S: 10	H: 1 LOB: 0 BB: 0 P: 14	R: 0 E: 0 K: 1 S: 9	H: 0 LOB: 0 BB: 0 P: 14	R: 4 E: 0 K: 1 S: 14	H: 3 LOB: 0 BB: 1 P: 24	R: 1 E: 0 K: 0 S: 8	H: 1 LOB: 1 BB: 0 P: 12	R: 0 E: 0 K: 1 S: 7	H: 1 LOB: 1 BB: 0 P: 10	R: 0 E: 0 K: 2 S: 10	H: 0 LOB: 0 BB: 0 P: 17	R: 0 E: 0 K: 2 S: 10	H: 0 LOB: 0 BB: 0 P: 17	1B: 4 2B: 1 3B: 0 HR: 2	SF: 0 SAC: 0 DP: 0 HBP: 0	WP: 0 PA: 32 PB: 0 SB: 0 CS: 0
PITCHER	IP WLS BF H R ER SO BB IBB HBP BLK WP HR S P ERA WHIP																		
50 Jeff Manship, R ERA: 7.8	5.0 L 22 6 5 5 4 1 0 0 0 0 0 0 7 10 9.00 1.400																		
26 Jeff Francis, L ERA: 6.44	1.0 4 1 0 0 1 0 0 0 0 0 0 0 7 10 0.00 1.000																		
59 Wilton Lopez, R ERA: 4.25	1.0 3 0 0 0 0 0 0 0 0 0 0 0 8 11 0.00 0.000																		
49 Rex Brothers, L ERA: 1.58	1.0 3 0 0 0 2 0 0 0 0 0 0 0 10 17 0.00 0.000																		

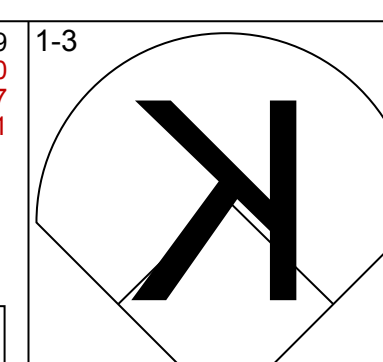
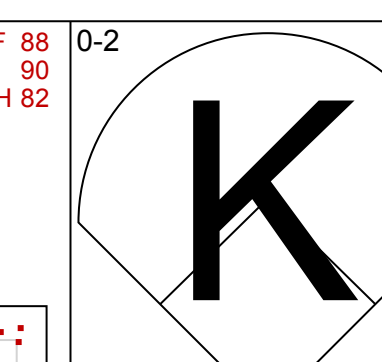
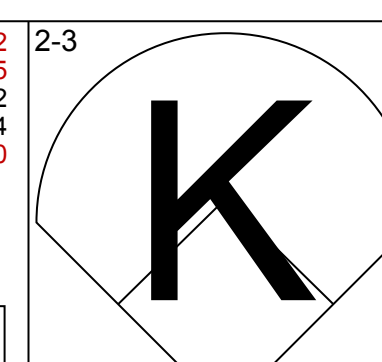
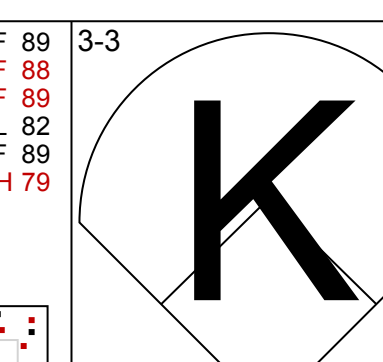
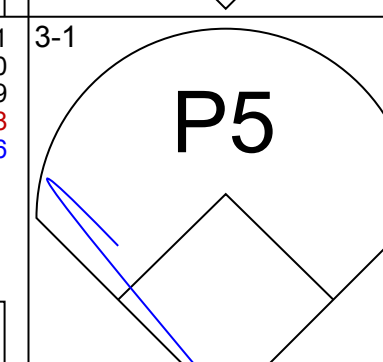
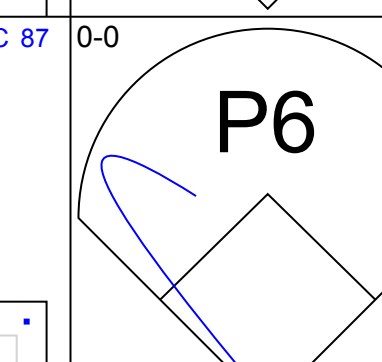
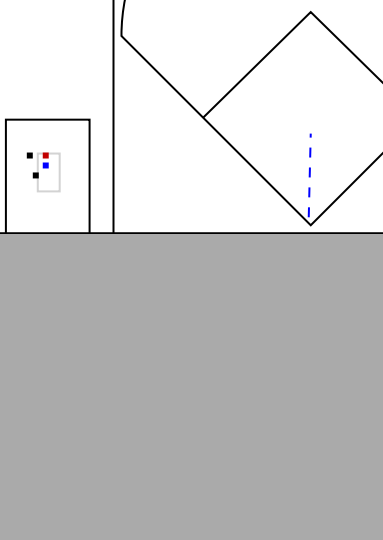
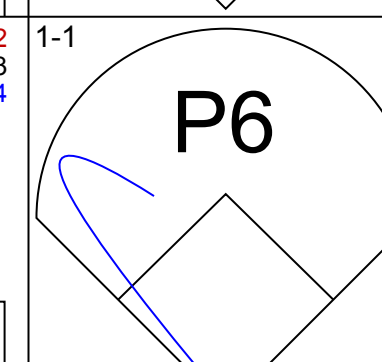
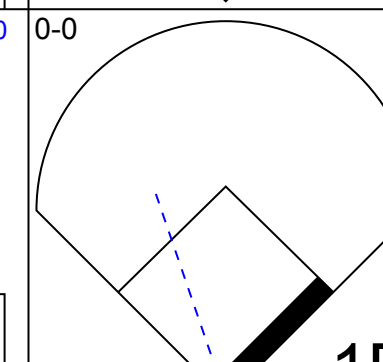
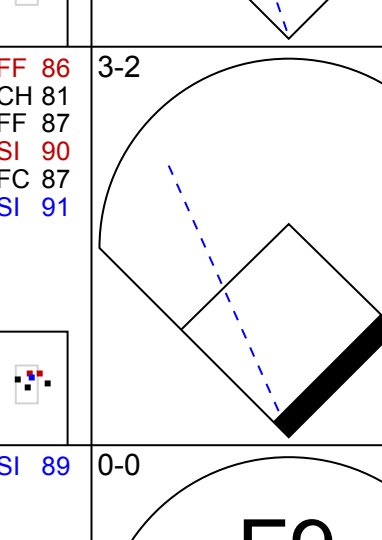
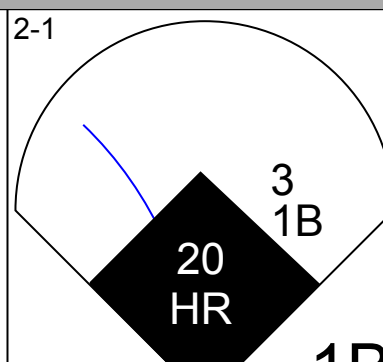
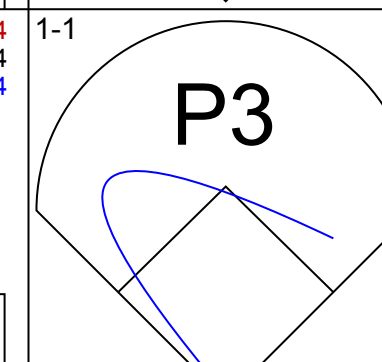
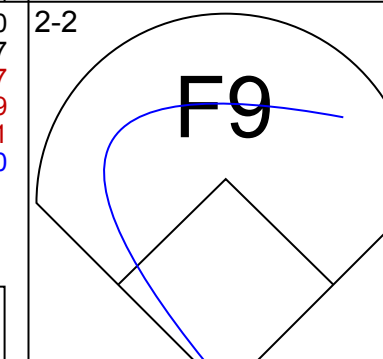

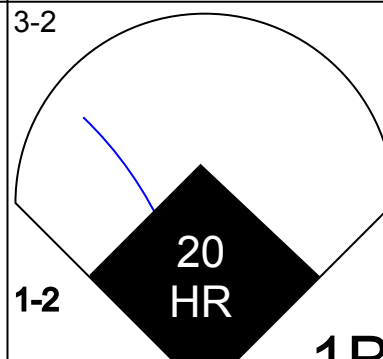
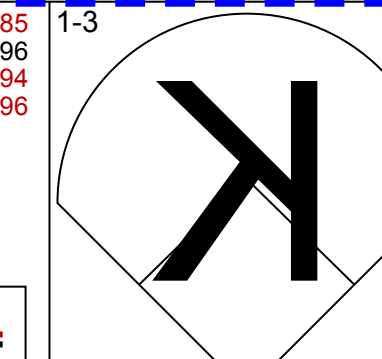
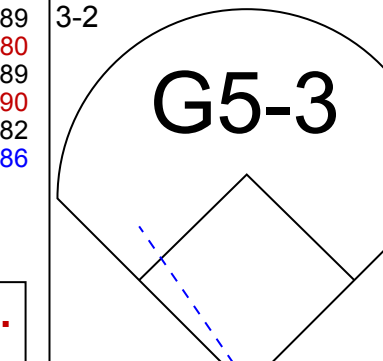

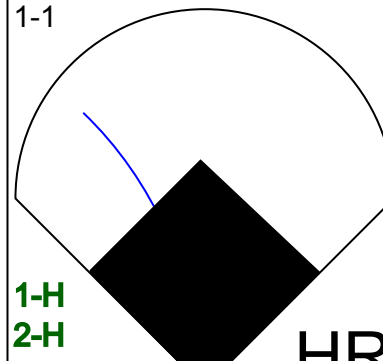

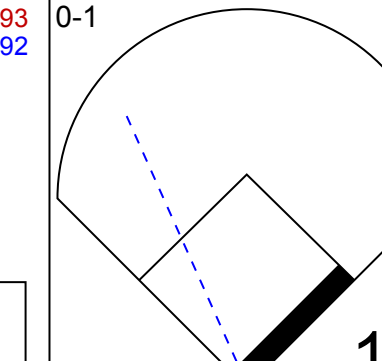
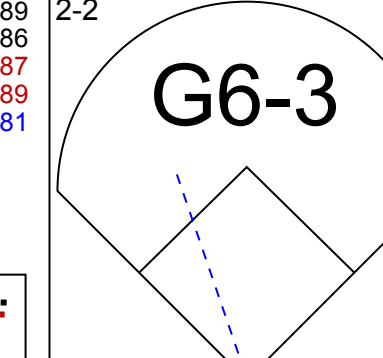
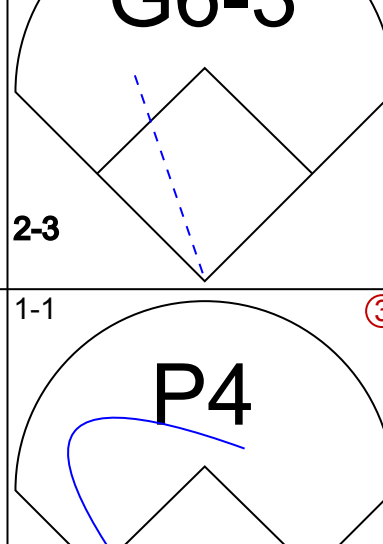
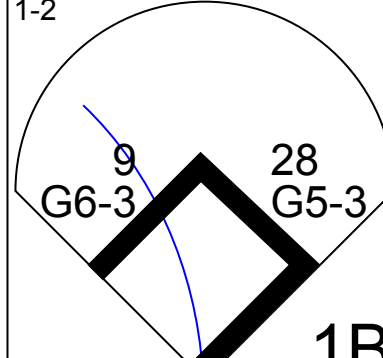

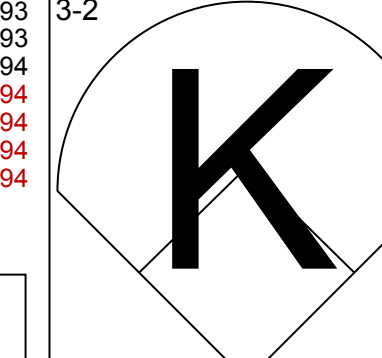
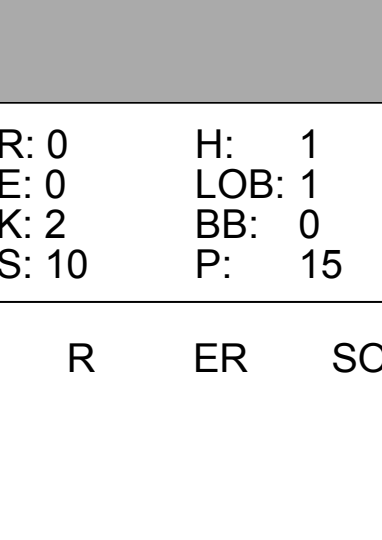
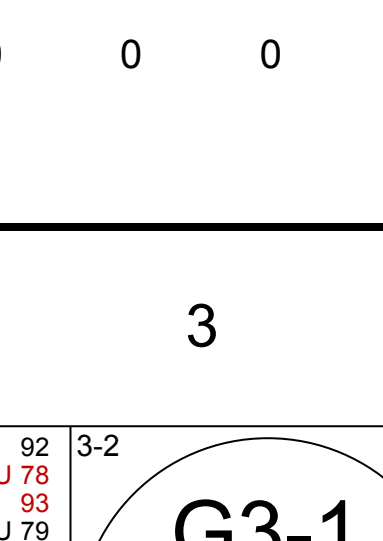
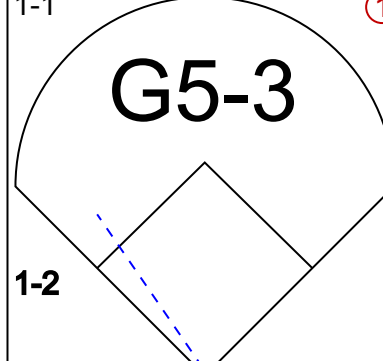
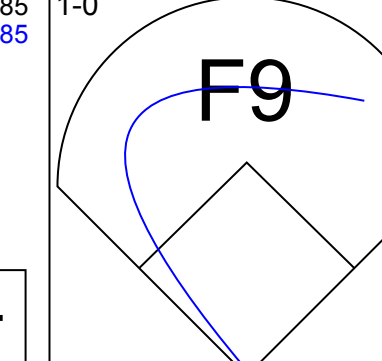
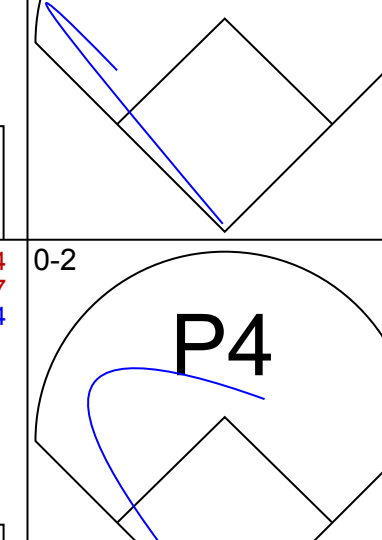
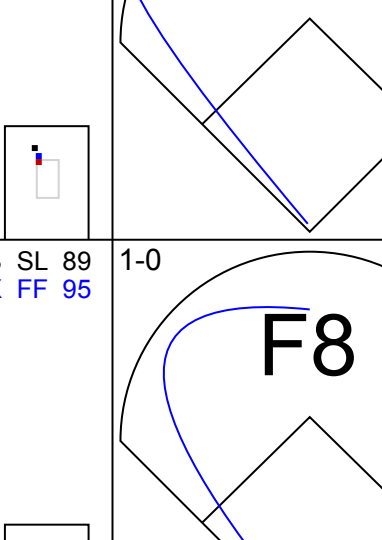
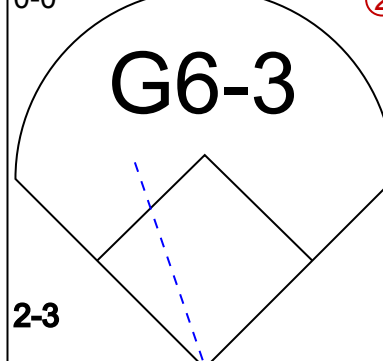
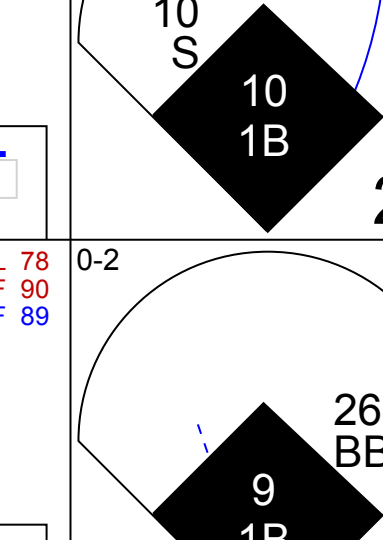
Colorado Rockies @ Philadelphia Phillies
Citizens Bank Park, Philadelphia, PA
Mon Aug 19 2013, 7:10 PM - 10:00 PM EDT
Att: 35,269 - Cloudy - 77 F

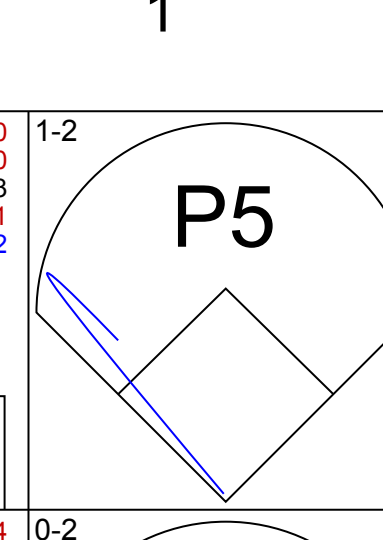
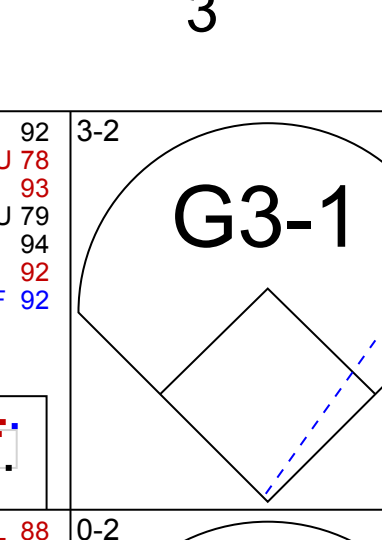
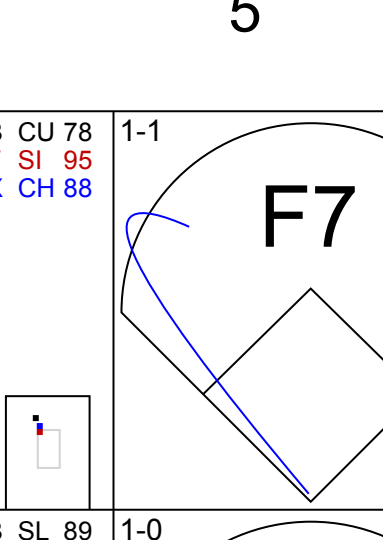
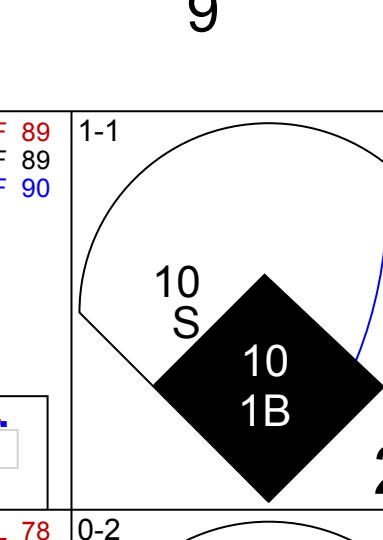
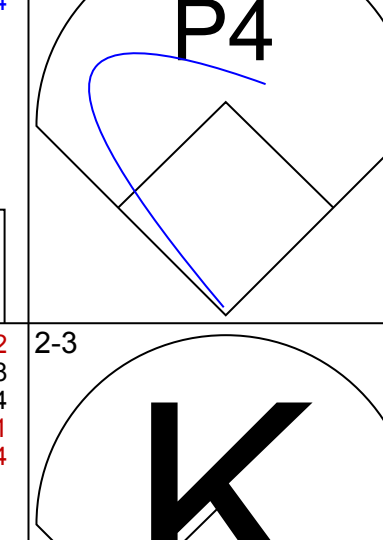
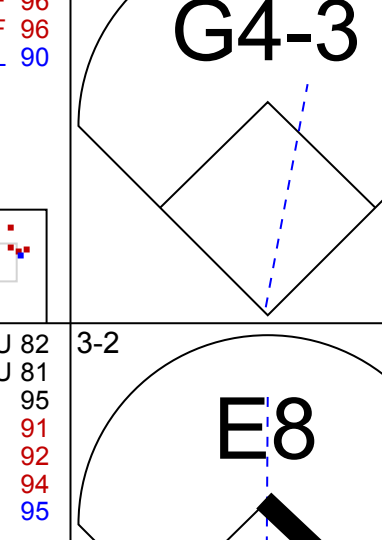
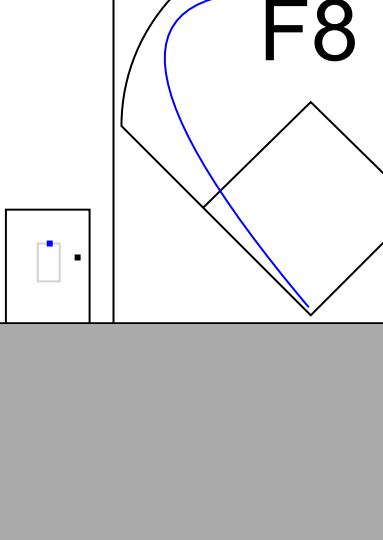
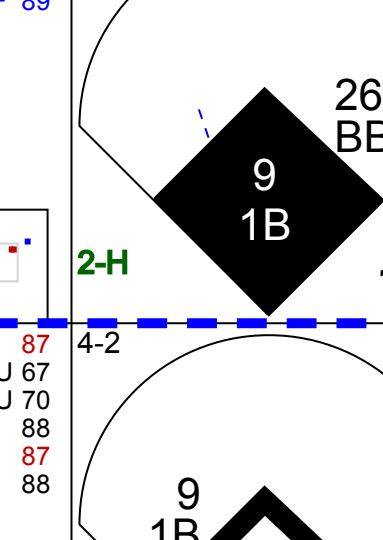
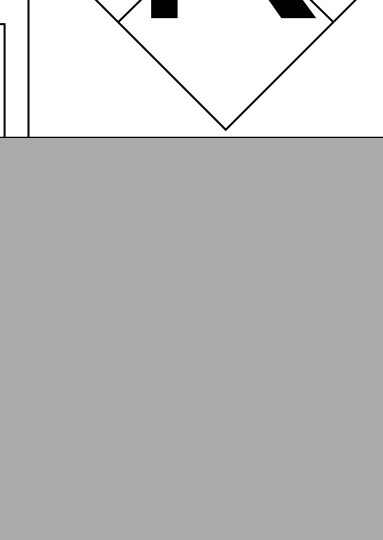
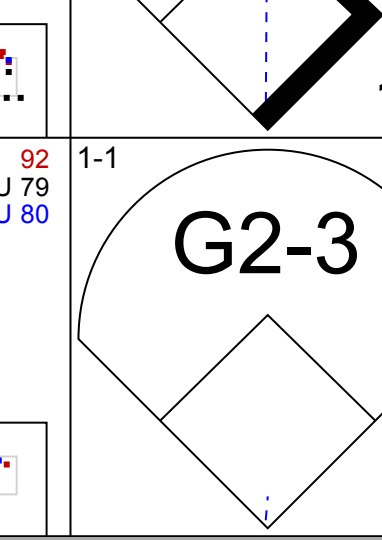
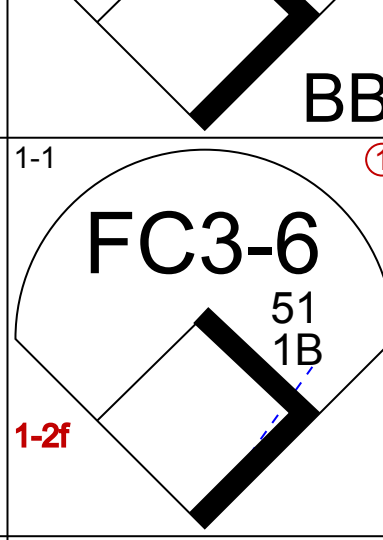
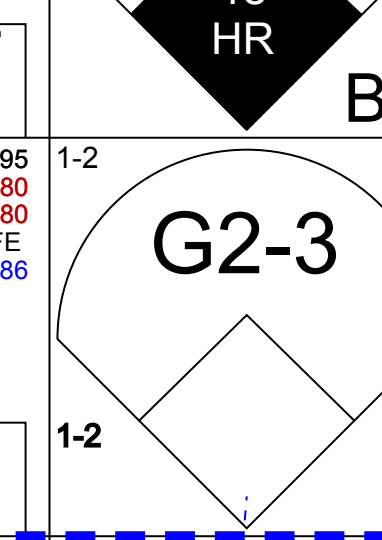
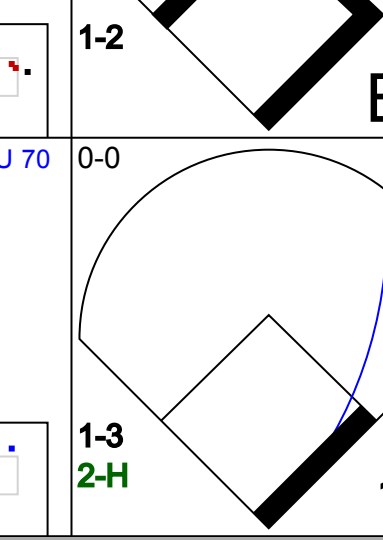
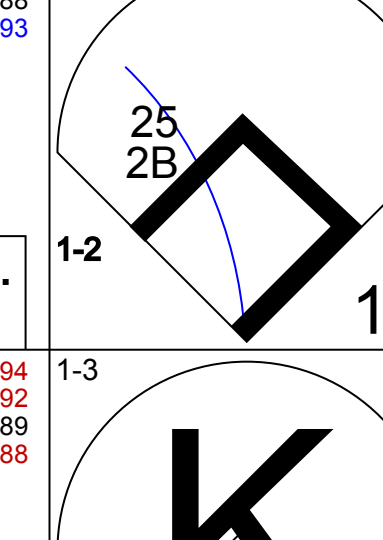


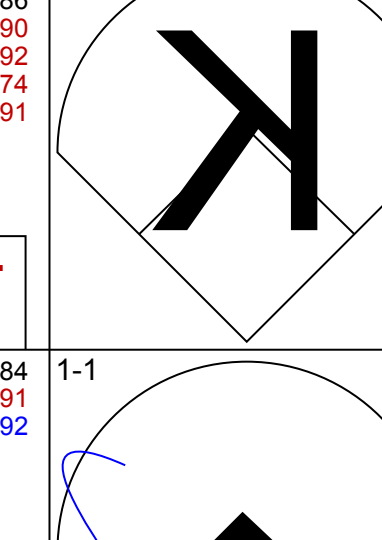
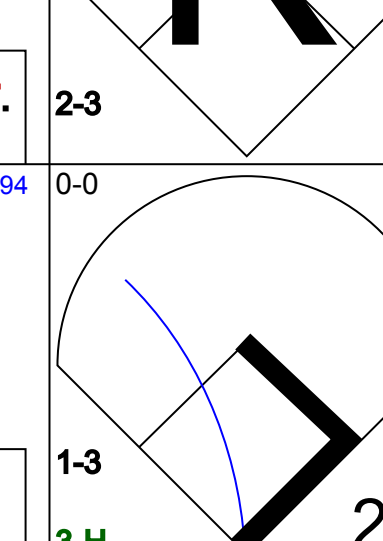
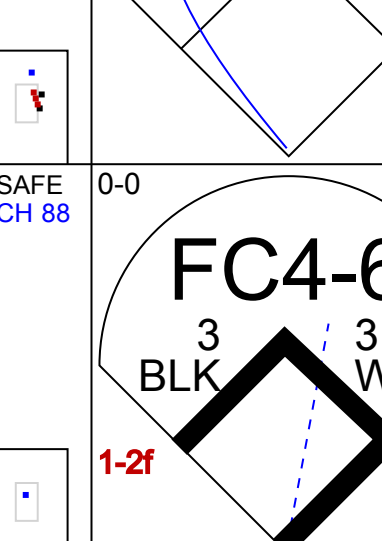
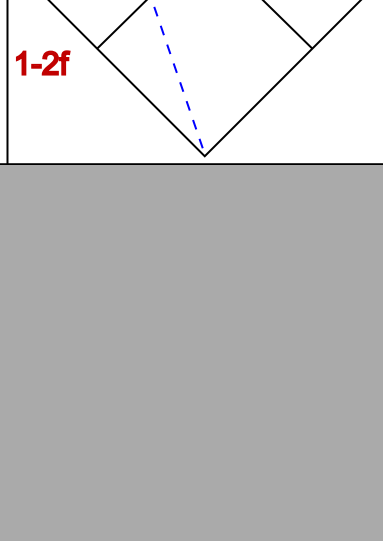
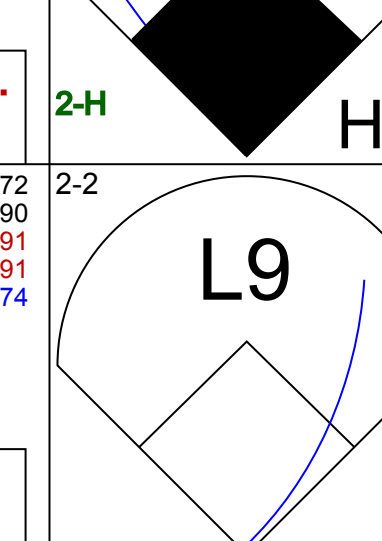
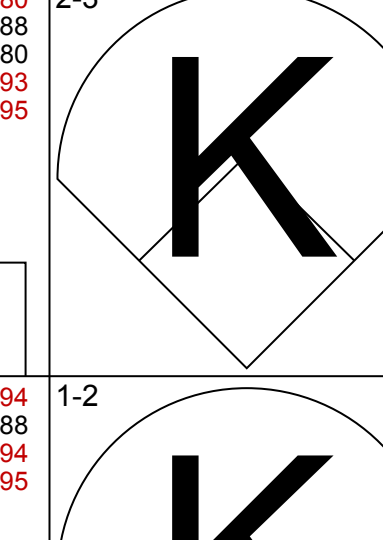
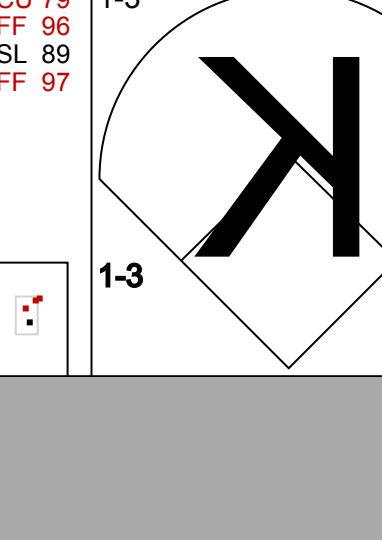


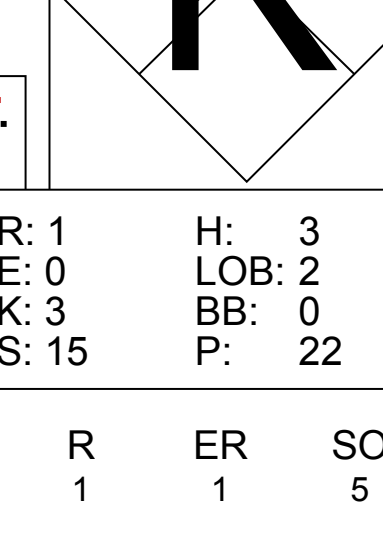
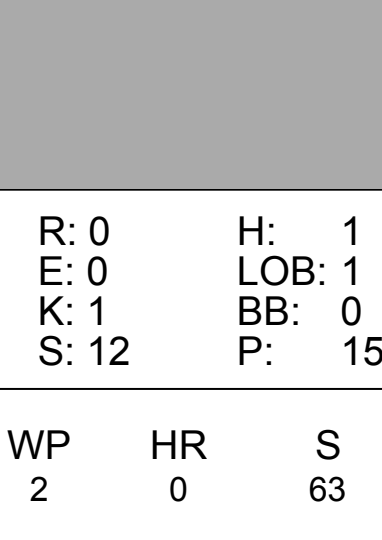
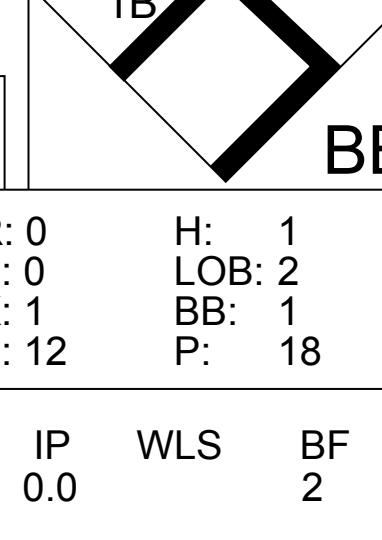
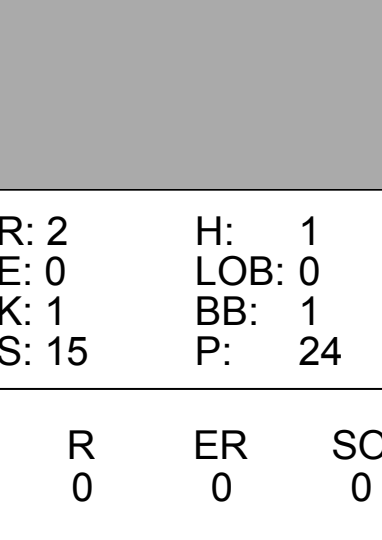




livebaseballscorecards.com

AB 31
R 5
H 7
RBI 5
BB 1
SO 7
LOB 9

Batter	1	2	3	4	5	6	7	8	9	AB R H RBI BB SO LOB	TOP							
24 Dexter Fowler, S OBP: 0.376, SLG: 0.419	4-2 FC6-4 BB	3-2 1B		1-3 K			0-0 1B		4-2 BB	3 0 2 1 2 1 0	Colorado Rockies @ Philadelphia Phillies Citizens Bank Park, Philadelphia, PA Tue Aug 20 2013, 7:09 PM - 10:13 PM EDT Att: 34,018 - Clear - 87 F livebaseballscorecards.com							
9 DJ LeMahieu, R OBP: 0.306, SLG: 0.356 49 Rex Brothers, L	0-1 FC6-4 2 HR	0-1 1B		1-2 K			3-2 F8		1-2 F8	4 1 1 0 0 1 2 0 0 0 0 0 0 0 1 0 0 0 0 0 2 0 0 0 0 0 0 0								
23 Charlie Culberson, R OBP: 0.211, SLG: 0.324 63 Rafael Betancourt, R	1-2 HR	2-1 G5-3		2-1 G5-3			1-1 P4			4 1 1 2 0 0 3								
2 Troy Tulowitzki, R OBP: 0.386, SLG: 0.573	2-1 HR		0-0 G1-3				2-1 G6-3			4 1 2 0 0 0 0								
17 Todd Helton, L OBP: 0.319, SLG: 0.385	0-0 G3-1		1-1 F8				1-1 L8			4 0 0 0 0 0 2								
20 Wilin Rosario, R OBP: 0.312, SLG: 0.480	1-3 K		0-0 HR				2-3 K			4 1 1 1 0 2 0								
28 Nolan Arenado, R OBP: 0.300, SLG: 0.410		1-1 G4-3		1-1 F7			2-2 L8			4 0 1 0 0 0 0								
19 Charlie Blackmon, L OBP: 0.291, SLG: 0.425		0-1 G1-3		0-3 K			1-2 L8			4 1 2 0 0 1 1								
29 Jorge De La Rosa, L OBP: 0.083, SLG: 0.043 34 Matt Belisle, R		0-1 G1-3		2-2 G6-3			3-3 K			3 0 0 0 0 1 2 0 0 0 0 0 0 0 1 0 0 0 0 0 1								
18 Jonathan Herrera, S OBP: 0.345, SLG: 0.375										1B: 5 SF: 0 2B: 3 SAC: 0 3B: 0 DP: 0 HR: 2 HBP: 0								
Inning Stats	R: 3 E: 0 K: 1 S: 14	H: 2 LOB: 0 BB: 1 P: 22	R: 1 E: 0 K: 0 S: 13	H: 3 LOB: 2 BB: 0 P: 19	R: 1 E: 0 K: 0 S: 6	H: 1 LOB: 0 BB: 0 P: 8	R: 0 E: 0 K: 2 S: 9	H: 0 LOB: 0 BB: 0 P: 12	R: 0 E: 0 K: 1 S: 11	H: 1 LOB: 1 BB: 0 P: 17	R: 0 E: 0 K: 2 S: 13	H: 1 LOB: 1 BB: 0 P: 21	R: 0 E: 0 K: 0 S: 6	H: 0 LOB: 0 BB: 0 P: 9	R: 0 E: 0 K: 0 S: 14	H: 1 LOB: 2 BB: 1 P: 21	1B: 5 SF: 0 2B: 3 SAC: 0 3B: 0 DP: 0 HR: 2 HBP: 0	WP: 2 PA: 38 PB: 0 SB: 0 CS: 1
PITCHER	IP WLS BF H R ER SO BB IBB HBP BLK WP HR S P ERA WHIP											IP WLS BF H R ER SO BB IBB HBP BLK WP HR S P ERA WHIP						
50 Tyler Cloyd, R ERA: 4.02	6.0 L 27 8 5 5 6 1 0 0 0 0 1 2 66 99 7.50 1.500																	
45 Zach Miner, R ERA: 3.12	1.0 3 1 0 0 0 0 0 0 0 0 0 7 11 0.00 1.000																	
56 Cesar Jimenez, L ERA:	2.0 8 1 0 0 0 1 0 0 0 0 1 0 20 30 0.00 1.000																	

Batter	1	2	3	4	5	6	7	8	9	AB R H RBI BB SO LOB	BOTTOM							
11 Jimmy Rollins, S OBP: 0.302, SLG: 0.334	0-1 G6-3		4-2 26 1B BB				1-2 G5-3			3 1 0 0 1 0 2	Colorado Rockies @ Philadelphia Phillies Citizens Bank Park, Philadelphia, PA Tue Aug 20 2013, 7:09 PM - 10:13 PM EDT Att: 34,018 - Clear - 87 F livebaseballscorecards.com							
51 Carlos Ruiz, R OBP: 0.313, SLG: 0.343	4-1 BB		1-1 E3 26 1B 9 SF8				0-0 G5-3			3 1 0 0 1 0 1								
26 Chase Utley, L OBP: 0.340, SLG: 0.491	1-1 F9		2-2 9 SF8 1B				1-2 G3-1			3 0 1 1 1 0 1								
9 Dornic Brown, L OBP: 0.322, SLG: 0.528	1-1 F8		1-1 SF8				2-3 K			3 0 0 1 0 1 2								
10 Michael Young, R OBP: 0.331, SLG: 0.390		0-1 G4-3		2-3 K2-3			0-0 G6-3			4 0 0 0 0 2 2								
18 Darin Ruf, R OBP: 0.367, SLG: 0.508		0-1 G6-3		2-2 G5-3			1-3 K			4 0 0 0 0 2 0								
25 Cody Asche, L OBP: 0.234, SLG: 0.344	2-2 F8		0-0 P5				0-1 1B			4 0 1 0 0 0 0								
15 John Mayberry Jr., R OBP: 0.299, SLG: 0.414			2-1 50 SH3-4 1B				4-2 1B			3 1 1 0 1 0 0								
50 Tyler Cloyd, R 45 Zach Miner, R			1-1 SH3-4				1-0 F8			1 0 0 0 0 0 0 0 0 0 0 0 0 0								
28 Kevin Frandsen, R OBP: 0.313, SLG: 0.333 56 Cesar Jimenez, L			1-2							1 0 0 0 0 0 2 0 0 0 0 0 0 0								
Inning Stats	R: 0 E: 0 K: 0 S: 7	H: 0 LOB: 1 BB: 1 P: 13	R: 0 E: 0 K: 0 S: 7	H: 0 LOB: 0 BB: 0 P: 10	R: 3 E: 1 K: 1 S: 17	H: 2 LOB: 1 BB: 1 P: 30	R: 0 E: 0 K: 0 S: 7	H: 0 LOB: 0 BB: 0 P: 12	R: 0 E: 0 K: 1 S: 8	H: 0 LOB: 0 BB: 0 P: 11	R: 0 E: 0 K: 1 S: 11	H: 1 LOB: 2 BB: 1 P: 18	R: 0 E: 0 K: 1 S: 10	H: 0 LOB: 1 BB: 1 P: 20	R: 0 E: 0 K: 1 S: 7	H: 0 LOB: 0 BB: 0 P: 8	1B: 3 SF: 1 2B: 0 SAC: 1 3B: 0 DP: 0 HR: 0 HBP: 0	WP: 0 PA: 35 PB: 0 SB: 0 CS: 0
PITCHER	IP WLS BF H R ER SO BB IBB HBP BLK WP HR S P ERA WHIP											IP WLS BF H R ER SO BB IBB HBP BLK WP HR S P ERA WHIP						
29 Jorge De La Rosa, L ERA: 3.21	6.1 W 26 3 2 3 3 0 0 0 0 0 0 60 100 2.84 0.947																	
34 Matt Belisle, R ERA: 3.99	0.1 H 1 0 0 0 0 0 0 0 0 0 1 2 0.00 0.000																	
49 Rex Brothers, L ERA: 1.54	1.1 H 5 0 0 0 1 1 0 0 1 0 0 13 24 0.00 0.750																	
63 Rafael Betancourt, R ERA: 2.93	1.0 S 3 0 0 0 1 0 0 0 0 0 0 7 8 0.00 0.000																	

Batter	1	2	3	4	5	6	7	8	9	AB	R	H	RBI	BB	SO	LOB	TOP			
24 Dexter Fowler, S OBP: 0.373, SLG: 0.418										4	0	0	1	0	4	1	Colorado Rockies @ Philadelphia Phillies Citizens Bank Park, Philadelphia, PA Thu Aug 22 2013, 7:09 PM - 10:26 PM EDT Att: 31,619 - Cloudy - 79 F			
6 Corey Dickerson, L OBP: 0.352, SLG: 0.489 19 Charlie Blackmon, L OBP: 0.297, SLG: 0.425										4	0	0	0	0	0	2				
2 Troy Tulowitzki, R OBP: 0.386, SLG: 0.568										4	1	2	0	0	0	0				
3 Michael Cuddyer, R OBP: 0.393, SLG: 0.536										4	1	2	0	0	1	1				
20 Wilin Rosario, R OBP: 0.313, SLG: 0.494										4	1	2	3	0	0	1				
17 Todd Helton, L OBP: 0.317, SLG: 0.382										4	0	1	0	0	1	2				
28 Nolan Arenado, R OBP: 0.301, SLG: 0.409										4	1	1	0	0	0	2				
9 DJ LeMahieu, R OBP: 0.313, SLG: 0.358										3	0	1	0	1	0	1				
35 Chad Bettis, R 59 Wilton Lopez, R 88 Josh Outman, L 34 Matt Belisle, R 23 Charlie Culberson, R 63 Rafael Betancourt, R 26 Jeff Francis, L										2	0	0	0	0	0	2				
Inning Stats	R: 0 E: 0 K: 1 S: 10	H: 1 LOB: 0 BB: 0 P: 16	R: 0 E: 0 K: 0 S: 7	H: 0 LOB: 0 BB: 0 P: 12	R: 0 E: 0 K: 1 S: 7	H: 0 LOB: 1 BB: 1 P: 11	R: 0 E: 0 K: 0 S: 6	H: 1 LOB: 1 BB: 0 P: 9	R: 1 E: 0 K: 0 S: 6	H: 2 LOB: 1 BB: 0 P: 10	R: 3 E: 0 K: 0 S: 18	H: 4 LOB: 1 BB: 0 P: 27	R: 0 E: 0 K: 2 S: 10	H: 1 LOB: 1 BB: 0 P: 15	R: 0 E: 0 K: 1 S: 8	H: 0 LOB: 0 BB: 0 P: 12		1B: 8 2B: 0 3B: 0 HR: 1	SF: 1 SAC: 1 DP: 0 HBP: 0	WP: 0 PA: 37 PB: 0 SB: 0 CS: 0
PITCHER	IP WLS BF H R ER SO BB IBB HBP BLK WP HR S P ERA WHIP																			
38 Kyle Kendrick, R ERA: 4.51	5.0		24	8	4	4	2	1	0	0	0	0	0	0	0	1	49	78	7.20	1.800
45 Zach Miner, R ERA: 2.53	2.0		6	0	0	0	1	0	0	0	0	0	0	0	0	12	18	0.00	0.000	
B.J. Rosenberg, R ERA: 6.0	1.0		4	1	0	0	2	0	0	0	0	0	0	0	10	15	0.00	1.000		
56 Cesar Jimenez, L ERA:	1.0	W	3	0	0	0	1	0	0	0	0	0	0	0	8	12	0.00	0.000		

Batter	1	2	3	4	5	6	7	8	9	AB	R	H	RBI	BB	SO	LOB	BOTTOM				
11 Jimmy Rollins, S OBP: 0.306, SLG: 0.339										5	1	2	0	0	0	0	Colorado Rockies @ Philadelphia Phillies Citizens Bank Park, Philadelphia, PA Thu Aug 22 2013, 7:09 PM - 10:26 PM EDT Att: 31,619 - Cloudy - 79 F				
10 Michael Young, R OBP: 0.328, SLG: 0.385										5	1	1	1	0	0	2					
26 Chase Utley, L OBP: 0.345, SLG: 0.497										2	1	1	0	3	1	0					
9 Dornic Brown, L OBP: 0.320, SLG: 0.522										5	1	2	1	0	0	3					
51 Carlos Ruiz, R OBP: 0.323, SLG: 0.358										4	0	3	0	0	1	1					
18 Darin Ruf, R OBP: 0.388, SLG: 0.522										4	1	1	2	0	1	5					
25 Cody Asche, L OBP: 0.236, SLG: 0.362										4	0	1	1	0	1	1					
3 Roger Bernadina, L OBP: 0.240, SLG: 0.261										4	0	0	0	0	2	3					
38 Kyle Kendrick, R ERA: 4.5 45 Zach Miner, R ERA: 4.1 22 Casper Wells, R ERA: 4.3 B.J. Rosenberg, R ERA: 6.0 56 Cesar Jimenez, L ERA: 4.05 28 Kevin Frandsen, R ERA: 4.08										2	0	0	0	0	1	2					
Inning Stats	R: 0 E: 0 K: 1 S: 10	H: 0 LOB: 0 BB: 0 P: 13	R: 1 E: 0 K: 3 S: 15	H: 3 LOB: 2 BB: 0 P: 22	R: 0 E: 0 K: 0 S: 15	H: 1 LOB: 1 BB: 0 P: 22	R: 0 E: 0 K: 1 S: 12	H: 1 LOB: 1 BB: 0 P: 15	R: 0 E: 0 K: 0 S: 5	H: 0 LOB: 0 BB: 0 P: 8	R: 0 E: 0 K: 0 S: 9	H: 1 LOB: 1 BB: 1 P: 18	R: 0 E: 0 K: 1 S: 12	H: 1 LOB: 2 BB: 1 P: 18	R: 2 E: 0 K: 1 S: 15	H: 1 LOB: 0 BB: 1 P: 24		R: 2 E: 0 K: 0 S: 16	H: 3 LOB: 2 BB: 1 P: 25	1B: 8 2B: 2 3B: 0 HR: 1	SF: 0 SAC: 0 DP: 1 HBP: 0
PITCHER	IP WLS BF H R ER SO BB IBB HBP BLK WP HR S P ERA WHIP																				
35 Chad Bettis, R ERA: 4.5	1.2	H	6	1	0	0	1	1	0	0	0	0	0	0	5	10	27.00	3.000			
59 Wilton Lopez, R ERA: 4.11	1.2	H	6	1	0	0	1	1	0	0	0	0	0	5	10	13.50	1.500				
88 Josh Outman, L ERA: 4.3	0.1	H	2	0	1	1	0	1	0	0	0	0	0	1	10	14	27.00	3.000			
34 Matt Belisle, R ERA: 4.05	0.2	H	3	1	1	1	1	0	0	0	0	0	0	1	10	14	13.50	1.500			
63 Rafael Betancourt, R ERA: 4.08	0.2	L	4	2	2	2	0	0	0	0	0	0	0	13	18	27.00	3.000				

Batter	1	2	3	4	5	6	7	8	9	AB	R	H	RBI	BB	SO	LOB	TOP			
19 Tony Campaña, L (1, 8) OBP: 0.452, SLG: 0.400										5	2	2	0	0	2	0	<p>Arizona Diamondbacks @ Philadelphia Phillies Citizens Bank Park, Philadelphia, PA Sun Aug 25 2013, 1:38 PM - 4:27 PM EDT Att: 36,128 - Partly Cloudy - 83 F</p> <p>livebaseballscorecards.com</p> <p>AB 34 R 5 H 8 RBI 5 BB 3 SO 7 LOB 13</p>			
6 Adam Eaton, L (1, 7) OBP: 0.338, SLG: 0.371										4	1	1	1	1	1	0				
44 Paul Goldschmidt, R (1, 3) OBP: 0.397, SLG: 0.547										3	0	0	0	1	1	3				
24 Matt Davidson, R (1, 5) OBP: 0.233, SLG: 0.179										4	0	0	0	0	2	4				
11 AJ Pollock, R (1, 9) OBP: 0.296, SLG: 0.397										4	2	3	3	0	0	0				
4 Cliff Pennington, S (1, 4) OBP: 0.304, SLG: 0.290										3	0	0	0	1	0	3				
1 Didi Gregorius, L (1, 6) OBP: 0.333, SLG: 0.371										4	0	2	0	0	0	0				
54 Tuffy Gosewisch, R (1, 2) OBP: 0.179, SLG: 0.185										3	0	0	1	0	0	2				
46 Patrick Corbin, L (1, 1) OBP: 0.169, SLG: 0.211										2	0	0	0	0	0	1				
21 Heath Bell, R (6, 1)										0	0	0	0	0	0	0				
13 Jason Kubel, L (7, PH) OBP: 0.288, SLG: 0.324										1	0	0	0	0	1	0				
34 Chaz Roe, R (7, 1)										0	0	0	0	0	0	0				
27 Wil Nieves, R (9, PH) OBP: 0.341, SLG: 0.400										1	0	0	0	0	0	0				
Inning Stats	R: 1 E: 0 K: 1 S: 10	H: 1 LOB: 0 BB: 0 P: 16	R: 1 E: 0 K: 0 S: 12	H: 2 LOB: 1 BB: 0 P: 20	R: 0 E: 0 K: 1 S: 9	H: 0 LOB: 1 BB: 1 P: 17	R: 0 E: 0 K: 0 S: 7	H: 0 LOB: 0 BB: 0 P: 10	R: 0 E: 0 K: 0 S: 6	H: 1 LOB: 2 BB: 0 P: 9	R: 0 E: 0 K: 1 S: 11	H: 0 LOB: 0 BB: 0 P: 11	R: 3 E: 0 K: 2 S: 18	H: 4 LOB: 2 BB: 1 P: 32	R: 0 E: 0 K: 2 S: 9	H: 0 LOB: 0 BB: 0 P: 13	1B: 6 2B: 0 3B: 1 HR: 1	SF: 1 SAC: 0 DP: 0 HBP: 0	WP: 0 PB: 0 SB: 2 CS: 0	PA: 38
PITCHER	IP WLS BF H R ER SO BB IBB HBP BLK WP HR S P ERA WHIP																PITCHER	IP WLS BF H R ER SO BB IBB HBP BLK WP HR S P ERA WHIP		
34 Roy Halladay, R (1, 1) ERA: 7.81	6.0 W 24 4 2 2 2 2 0 0 0 0 0 0 55 94 3.00 1.000																			
56 Cesar Jimenez, L (7, 1) ERA:	1.0 3 0 0 0 1 0 0 0 0 0 0 1 18 31 0.00 0.000																			
66 JC Ramirez, R (8, 1) ERA: 8.79	1.0 8 4 3 3 2 1 0 0 0 0 0 1 18 32 27.00 5.000																			
63 Jake Diekman, L (9, 1) ERA: 3.18	1.0 3 0 0 0 2 0 0 0 0 0 0 0 9 13 0.00 0.000																			

Batter	1	2	3	4	5	6	7	8	9	AB	R	H	RBI	BB	SO	LOB	BOTTOM			
3 Roger Bernadina, L (1, 8) OBP: 0.249, SLG: 0.290										4	1	1	2	0	1	1	<p>Arizona Diamondbacks @ Philadelphia Phillies Citizens Bank Park, Philadelphia, PA Sun Aug 25 2013, 1:38 PM - 4:27 PM EDT Att: 36,128 - Partly Cloudy - 83 F</p> <p>livebaseballscorecards.com</p> <p>AB 32 R 9 H 8 RBI 9 BB 4 SO 6 LOB 10</p>			
11 Jimmy Rollins, S (1, 6) OBP: 0.309, SLG: 0.340										4	0	0	0	1	3					
10 Michael Young, R (1, 3) OBP: 0.327, SLG: 0.378										3	1	1	0	1	0	2				
31 Erik Kratz, R (1, 2) OBP: 0.280, SLG: 0.385										3	1	0	0	1	1	1				
18 Darin Ruf, R (1, 7) OBP: 0.360, SLG: 0.543										4	1	1	1	0	0	0				
25 Cody Asche, L (1, 5) OBP: 0.282, SLG: 0.388										4	1	2	2	0	1	0				
28 Kevin Frandsen, R (1, 4) OBP: 0.306, SLG: 0.324										4	2	1	1	0	0	2				
15 John Mayberry Jr., R (1, 9) OBP: 0.300, SLG: 0.422										3	2	1	2	1	0	1				
34 Roy Halladay, R (1, 1) OBP: 0.169, SLG: 0.211										2	0	0	0	0	2	0				
26 Chase Utley, L (6, PH) OBP: 0.317, SLG: 0.359										1	0	1	0	0	0	0				
56 Cesar Jimenez, L (7, 1) ERA:										0	0	0	0	0	0	0				
66 JC Ramirez, R (8, 1) ERA: 8.79										0	0	0	0	0	0	0				
9 Domonic Brown, L (8, PH) OBP: 0.108, SLG: 0.119										0	0	0	0	0	1	0				
22 Casper Wells, R (8, PH) OBP: 0.108, SLG: 0.119										0	0	0	0	0	0	0				
63 Jake Diekman, R (9, 1) ERA: 3.18										0	0	0	0	0	0	0				
Inning Stats	R: 4 E: 0 K: 0 S: 17	H: 3 LOB: 1 BB: 1 P: 26	R: 0 E: 0 K: 1 S: 7	H: 0 LOB: 0 BB: 0 P: 11	R: 0 E: 0 K: 1 S: 8	H: 0 LOB: 0 BB: 0 P: 14	R: 2 E: 1 K: 2 S: 11	H: 2 LOB: 0 BB: 0 P: 15	R: 0 E: 0 K: 0 S: 12	H: 0 LOB: 0 BB: 1 P: 18	R: 3 E: 1 K: 1 S: 20	H: 3 LOB: 2 BB: 1 P: 35	R: 0 E: 0 K: 1 S: 9	H: 0 LOB: 0 BB: 0 P: 10	R: 0 E: 0 K: 0 S: 7	H: 0 LOB: 1 BB: 1 P: 15	1B: 5 2B: 2 3B: 0 HR: 1	SF: 0 SAC: 0 DP: 1 HBP: 1	WP: 0 PB: 0 SB: 0 CS: 0	PA: 37
PITCHER	IP WLS BF H R ER SO BB IBB HBP BLK WP HR S P ERA WHIP																PITCHER	IP WLS BF H R ER SO BB IBB HBP BLK WP HR S P ERA WHIP		
46 Patrick Corbin, L (1, 1) ERA: 2.79	5.1 L 27 7 9 8 4 3 0 0 1 0 0 0 66 104 13.50 1.875																			
21 Heath Bell, R (6, 1) ERA: 3.95	0.2 3 1 0 0 1 0 0 0 0 0 0 9 15 0.00 1.500																			
34 Chaz Roe, R (7, 1) ERA: 3.24	2.0 7 0 0 0 1 1 0 0 0 0 0 0 16 25 0.00 0.500																			

Batter	1	2	3	4	5	6	7	8	9	AB	R	H	RBI	BB	SO	LOB	TOP										
3 Roger Bernadina, L (1.8) OBP: 0.249, SLG: 0.289	F8		G3		K			FC3-6 11 BB 1B		4	0	1	0	0	1	0	Philadelphia Phillies @ New York Mets Citi Field, Flushing, NY Mon Aug 26 2013, 7:12 PM - 10:04 PM EDT Att: 25,784 - Cloudy - 82 F										
11 Jimmy Rollins, S (1.6) OBP: 0.308, SLG: 0.338	L5		K		F8			FC3-6 BB		3	0	0	0	1	1	0											
26 Chase Utley, L (1.4) OBP: 0.344, SLG: 0.482	G4-3			G6-3		G5-3		FC3-6 51 CS		4	0	0	0	0	0	2											
51 Carlos Ruiz, R (1.2) OBP: 0.321, SLG: 0.376	F8		G1-3		G6-3			G4-3		4	0	0	0	0	0	2											
10 Michael Young, R (1.3) OBP: 0.329, SLG: 0.379	25 BB 1B		18 BB 25 BB 1B		L9			K		4	1	2	0	0	1	0											
18 Darin Ruf, R (1.7) OBP: 0.358, SLG: 0.532	K		25 BB 3B		K			G5-3		3	1	0	0	1	2	1											
25 Cody Asche, L (1.5) OBP: 0.303, SLG: 0.422	1B		1H 2H 3B		G3			9 WP 15 BB BB		3	0	2	2	1	0	0											
15 John Mayberry Jr., R (1.9) OBP: 0.302, SLG: 0.424	K		K		K			9 WP BB		3	0	1	0	1	2	3											
33 Cliff Lee, L (1.1) OBP: 0.188, SLG: 0.174			K		F7			P5		3	0	0	0	0	2	1											
9 Dominic Brown, L (9. PH) OBP: 0.321, SLG: 0.919										1	0	0	0	0	0	2											
58 Jonathan Papelbon, R (9.1) OBP: 0.302, SLG: 0.424										0	0	0	0	0	0	0											
Inning Stats	R: 0 E: 0 K: 0 S: 8	H: 0 LOB: 0 BB: 0 P: 11	R: 0 E: 0 K: 2 S: 13	H: 2 LOB: 2 BB: 0 P: 20	R: 0 E: 0 K: 2 S: 9	H: 0 LOB: 0 BB: 0 P: 13	R: 2 E: 0 K: 1 S: 12	H: 2 LOB: 1 BB: 1 P: 21	R: 0 E: 0 K: 0 S: 9	H: 0 LOB: 0 BB: 0 P: 13	R: 0 E: 0 K: 2 S: 12	H: 1 LOB: 1 BB: 0 P: 18	R: 0 E: 0 K: 0 S: 12	H: 1 LOB: 1 BB: 2 P: 19	R: 0 E: 0 K: 1 S: 13	H: 0 LOB: 2 BB: 2 P: 23	1B: 4 2B: 1 3B: 1 HR: 0	SF: 0 SAC: 0 DP: 0 HBP: 0	WP: 1 PB: 0 SB: 0 CS: 1	PA: 36							
PITCHER	IP	WLS	BF	H	R	ER	SO	BB	IBB	HBP	BLK	WP	HR	S	P	ERA	WHIP										
45 Zack Wheeler, R (1.1) ERA: 3.42	6.2	L	26	5	2	2	7	1	0	0	0	0	0	67	105	2.70	0.900										
55 Pedro Feliciano, L (7.1) ERA: 3.39	0.1		1	0	0	0	1	0	0	0	0	0	0	3	4	0.00	0.000										
56 Scott Rice, L (8.1) ERA: 3.47	0.1		3	1	0	0	0	1	0	0	0	0	0	8	14	0.00	6.000										
52 Carlos Torres, R (8.1) ERA: 2.96	0.2		1	0	0	0	0	0	0	0	0	0	0	4	5	0.00	0.000										
71 Gonzalez Gemen, R (9.1) ERA: 2.82	1.0		5	0	0	0	1	2	0	0	0	1	0	13	23	0.00	2.000										

Batter	1	2	3	4	5	6	7	8	9	AB	R	H	RBI	BB	SO	LOB	BOTTOM										
12 Juan Lagares, R (1.8) OBP: 0.293, SLG: 0.390	13 L4-3 1B		G6-3			F9		K		4	0	1	0	0	1	2	Philadelphia Phillies @ New York Mets Citi Field, Flushing, NY Mon Aug 26 2013, 7:12 PM - 10:04 PM EDT Att: 25,784 - Cloudy - 82 F										
28 Daniel Murphy, L (1.4) OBP: 0.304, SLG: 0.389	K		F7		F9			F8		4	0	0	0	0	1	1											
13 Josh Satin, R (1.3) OBP: 0.405, SLG: 0.414	L4-3			K		G6-3		K		4	0	0	0	0	2	1											
Marlon Byrd, R (1.9) OBP: 0.330, SLG: 0.518	30 BB 1B		30 BB G4-6-3 1B		G1-3			P4		4	1	2	0	0	0	0											
30 Andrew Brown, R (1.7) OBP: 0.330, SLG: 0.460	4 FC6-4 1B		G4-6-3		G6-3					3	0	1	1	0	0	1											
4 Wilmer Flores, R (1.5) OBP: 0.311, SLG: 0.375	FC6-4			K		F9				3	0	0	0	0	1	1											
15 Travis d'Arnaud, R (1.2) OBP: 0.333, SLG: 0.333	K		K		K			21 BB 1B		3	0	1	0	0	2	1											
2 Justin Turner, R (1.6) OBP: 0.304, SLG: 0.333	G1-3			G5-3				K		3	0	0	0	0	1	2											
45 Zack Wheeler, L (1.1) ERA: 3.07			G1-3			B1-3				2	0	0	0	0	0	0											
55 Pedro Feliciano, L (7.1) ERA: 3.39										0	0	0	0	0	0	0											
56 Scott Rice, L (8.1) ERA: 3.47										0	0	0	0	0	0	0											
52 Carlos Torres, R (8.1) ERA: 2.96										0	0	0	0	0	0	0											
21 Lucas Duda, L (9.1) OBP: 0.326, SLG: 0.543										0	0	0	0	1	0	0											
71 Gonzalez Gemen, R (9.1) ERA: 2.82										0	0	0	0	0	0	0											
Inning Stats	R: 0 E: 0 K: 1 S: 10	H: 1 LOB: 0 BB: 0 P: 14	R: 1 E: 0 K: 1 S: 16	H: 2 LOB: 1 BB: 0 P: 22	R: 0 E: 0 K: 0 S: 9	H: 0 LOB: 0 BB: 0 P: 11	R: 0 E: 0 K: 1 S: 7	H: 1 LOB: 0 BB: 0 P: 9	R: 0 E: 0 K: 2 S: 12	H: 0 LOB: 0 BB: 0 P: 16	R: 0 E: 0 K: 0 S: 5	H: 0 LOB: 0 BB: 0 P: 8	R: 0 E: 0 K: 0 S: 9	H: 0 LOB: 0 BB: 0 P: 11	R: 0 E: 0 K: 2 S: 16	H: 1 LOB: 2 BB: 1 P: 30	R: 0 E: 0 K: 1 S: 6	H: 0 LOB: 0 BB: 0 P: 11	1B: 4 2B: 2 3B: 0 HR: 0	SF: 0 SAC: 0 DP: 2 HBP: 0	WP: 0 PB: 0 SB: 0 CS: 0	PA: 31					
PITCHER	IP	WLS	BF	H	R	ER	SO	BB	IBB	HBP	BLK	WP	HR	S	P	ERA	WHIP										
33 Cliff Lee, L (1.1) ERA: 3.07	8.0	W	28	5	1	1	7	1	0	0	0	0	0	84	121	1.12	0.750										
58 Jonathan Papelbon, R (9.1) ERA: 2.49	1.0	S	3	0	0	0	1	0	0	0	0	0	0	6	11	0.00	0.000										

AB	32
R	2
H	6
RBI	2
BB	4
SO	9
LOB	11



Batter	1	2	3	4	5	6	7	8	9	AB	R	H	RBI	BB	SO	LOB	TOP			
3 Roger Bernadina, L (1,8) OBP: 0.244, SLG: 0.282	F8		F7			G4-3			G3	4	0	0	0	0	0	0	Philadelphia Phillies @ New York Mets Citi Field, Flushing, NY Tue Aug 27 2013, 7:12 PM - 9:30 PM EDT Att: 25,700 - Partly Cloudy - 85 F			
11 Jimmy Rollins, S (1,6) OBP: 0.310, SLG: 0.338	1B			F9			F9		BB	3	0	1	0	1	0					
26 Chase Utley, L (1,4) OBP: 0.340, SLG: 0.477	K			G4-3			F7		F8	4	0	0	0	0	1					
31 Erik Kratz, R (1,2) OBP: 0.276, SLG: 0.379	L6			G1-3						3	0	0	0	0	1					
10 Michael Young, R (1,5) OBP: 0.331, SLG: 0.383		1B				G6-3			2B	3	0	2	0	0	0					
18 Darin Ruf, R (1,7) OBP: 0.322, SLG: 0.522	G4-3					G5-3			K	3	0	0	0	0	1					
28 Kevin Frandsen, R (1,3) OBP: 0.301, SLG: 0.318	G4-3					G6-3			K	3	0	0	0	0	1					
15 John Mayberry Jr., R (1,9) OBP: 0.300, SLG: 0.420			G6-3			G6-3			F8	3	0	0	0	0	0					
38 Kyle Kendrick, R (1,1) OBP: 0.154, SLG: 0.160			G6-3			G3-1				2	0	0	0	0	0					
45 Zach Miner, R (7,1) OBP: 0.320, SLG: 0.374									K	0	0	0	0	0	0					
30 Justin De Fratus, S (8,1) OBP: 0.320, SLG: 0.374										1	0	0	0	0	1					
51 Carlos Ruiz, R (9,PH) OBP: 0.320, SLG: 0.374										1	0	0	0	0	1					
Inning Stats	R: 0 H: 1 E: 0 K: 1 S: 12	H: 1 LOB: 1 BB: 0 P: 15	R: 0 H: 1 E: 0 K: 0 S: 7	H: 1 LOB: 0 BB: 0 P: 9	R: 0 H: 0 E: 0 K: 0 S: 6	H: 0 LOB: 0 BB: 0 P: 9	R: 0 H: 0 E: 0 K: 0 S: 8	H: 0 LOB: 0 BB: 0 P: 11	R: 0 H: 0 E: 0 K: 0 S: 10	H: 0 LOB: 0 BB: 0 P: 13	R: 0 H: 0 E: 0 K: 0 S: 6	H: 0 LOB: 0 BB: 0 P: 13	R: 0 H: 0 E: 0 K: 2 S: 12	H: 1 LOB: 1 BB: 0 P: 15	R: 0 H: 0 E: 0 K: 1 S: 11	H: 0 LOB: 1 BB: 1 P: 19	1B: 2 2B: 1 3B: 0 HR: 0	SF: 0 SAC: 0 DP: 1 HBP: 0	WP: 0 PB: 0 SB: 0 CS: 0	PA: 30
PITCHER	IP: 9.0 WLS: W BF: 30 H: 3 R: 0 ER: 0 SO: 5 BB: 1 IBB: 0 HBP: 0 BLK: 0 WP: 0 HR: 0 S: 78 P: 113 ERA: 0.00 WHIP: 0.444															PITCHER	IP: 9.0 WLS: W BF: 30 H: 3 R: 0 ER: 0 SO: 5 BB: 1 IBB: 0 HBP: 0 BLK: 0 WP: 0 HR: 0 S: 78 P: 113 ERA: 0.00 WHIP: 0.444			

AB	29
R	0
H	3
RBI	0
BB	1
SO	5
LOB	7



Batter	1	2	3	4	5	6	7	8	9	AB	R	H	RBI	BB	SO	LOB	BOTTOM	
22 Eric Young Jr., S (1,7) OBP: 0.311, SLG: 0.334	F8		SH2-3			P5				2	0	0	0	1	0	1	Philadelphia Phillies @ New York Mets Citi Field, Flushing, NY Tue Aug 27 2013, 7:12 PM - 9:30 PM EDT Att: 25,700 - Partly Cloudy - 85 F	
28 Daniel Murphy, L (1,4) OBP: 0.304, SLG: 0.388	K		30 E			P6			K	4	0	1	1	0	2			
30 Andrew Brown, R (1,9) OBP: 0.327, SLG: 0.451	L5		G5-3			29 E 15 SF8 29 FC3 1B			F8	4	1	1	0	0	0			
29 Ike Davis, L (1,3) OBP: 0.328, SLG: 0.328	F7		L4			15 SF8 49 2B 1B			BB	3	1	0	0	1	0			
4 Wilmer Flores, R (1,5) OBP: 0.292, SLG: 0.350	F7		K			G5-3			G6-3	4	0	0	0	0	1			
12 Juan Lagares, R (1,8) OBP: 0.298, SLG: 0.389	1B		G6-3			15 SF8 49 2B IBB			P6	3	1	1	0	1	0			
15 Travis d'Arnaud, R (1,2) OBP: 0.290, SLG: 0.292	G6-3		G6-3			SF8			P4	3	0	0	1	0	0			
3 Omar Quintanilla, L (1,6) OBP: 0.311, SLG: 0.292	K		K			49 2B IBB			F9	3	1	1	0	1	1			
49 Jonathon Niese, L (1,1) OBP: 0.303, SLG: 0.241	22 SH2-3 28 1B BB		F7			F7			2B	2	1	1	3	1	0			
Inning Stats	R: 0 H: 0 E: 0 K: 1 S: 8	H: 1 LOB: 1 BB: 0 P: 9	R: 1 H: 1 E: 1 K: 1 S: 11	H: 1 LOB: 1 BB: 1 P: 18	R: 0 H: 0 E: 0 K: 1 S: 6	H: 0 LOB: 0 BB: 0 P: 11	R: 0 H: 1 E: 0 K: 0 S: 9	H: 1 LOB: 2 BB: 1 P: 18	R: 4 H: 2 E: 1 K: 0 S: 13	H: 1 LOB: 1 BB: 2 P: 26	R: 0 H: 0 E: 0 K: 1 S: 9	H: 0 LOB: 0 BB: 1 P: 17	R: 0 H: 0 E: 0 K: 0 S: 6	H: 0 LOB: 0 BB: 0 P: 8	1B: 3 2B: 2 3B: 0 HR: 0	SF: 1 SAC: 1 DP: 0 HBP: 0		WP: 0 PB: 0 SB: 0 CS: 0
PITCHER	IP: 6.0 WLS: L BF: 28 H: 5 R: 5 ER: 1 SO: 3 BB: 2 IBB: 2 HBP: 0 BLK: 0 WP: 0 HR: 0 S: 60 P: 101 ERA: 1.50 WHIP: 1.167															PITCHER	IP: 6.0 WLS: L BF: 28 H: 5 R: 5 ER: 1 SO: 3 BB: 2 IBB: 2 HBP: 0 BLK: 0 WP: 0 HR: 0 S: 60 P: 101 ERA: 1.50 WHIP: 1.167	

AB	28
R	5
H	5
RBI	5
BB	5
SO	4
LOB	10



Batter	1	2	3	4	5	6	7	8	9	AB	R	H	RBI	BB	SO	LOB	TOP										
10 Michael Young, R OBP: 0.329, SLG: 0.382										4	0	0	0	0	2	0	Philadelphia Phillies @ New York Mets Citi Field, Flushing, NY Thu Aug 29 2013, 1:13 PM - 4:23 PM EDT Att: 22,008 - Sunny - 79 F										
28 Kevin Frandsen, R OBP: 0.299, SLG: 0.316 30 Justin De Fratus, S OBP: 0.274, SLG: 0.376										3	0	1	0	0	0	0											
26 Chase Utley, L OBP: 0.343, SLG: 0.479										4	1	2	0	0	0	1											
9 Domico Brown, L OBP: 0.323, SLG: 0.519										4	0	2	0	0	0	1											
51 Carlos Ruiz, R OBP: 0.325, SLG: 0.392 66 JC Ramirez, R										3	0	1	0	0	1	3											
11 Jimmy Rollins, S OBP: 0.309, SLG: 0.338										3	0	0	1	0	3	2											
15 John Mayberry Jr., R OBP: 0.344, SLG: 0.509										2	0	0	0	0	1	2											
4 John McDonald, R OBP: 0.179, SLG: 0.164										3	1	1	0	0	0	1											
49 Ethan Martin, R										1	0	0	0	0	0	0											
3 Roger Bernadina, L OBP: 0.239, SLG: 0.292										2	1	1	2	0	0	0											
Inning Stats	R: 0 H: 1 E: 0 K: 0 S: 7	H: 1 LOB: 0 BB: 0 P: 10	R: 0 H: 0 E: 0 K: 3 S: 12	H: 1 LOB: 1 BB: 0 P: 17	R: 0 H: 0 E: 0 K: 1 S: 9	H: 0 LOB: 0 BB: 0 P: 16	R: 0 H: 0 E: 0 K: 0 S: 10	H: 0 LOB: 0 BB: 0 P: 17	R: 0 H: 0 E: 0 K: 1 S: 8	H: 0 LOB: 0 BB: 0 P: 11	R: 0 H: 0 E: 0 K: 1 S: 8	H: 0 LOB: 0 BB: 0 P: 11	R: 1 H: 2 E: 0 K: 1 S: 11	H: 2 LOB: 1 BB: 0 P: 17	R: 2 H: 3 E: 0 K: 0 S: 13	H: 3 LOB: 1 BB: 0 P: 19	R: 0 H: 0 E: 0 K: 1 S: 9	H: 0 LOB: 0 BB: 0 P: 13	1B: 5 2B: 2 3B: 0 HR: 1	SF: 1 SAC: 0 DP: 1 HBP: 0	WP: 0 PB: 0 SB: 0 CS: 0	PA: 34					
PITCHER	IP	WLS	BF	H	R	ER	SO	BB	IBB	HBP	BLK	WP	HR	S	P	ERA	WHIP										
52 Carlos Torres, R ERA: 2.77	6.2	W	24	5	1	1	6	0	0	0	0	0	0	62	95	1.35	0.750										
56 Scott Rice, L ERA: 3.44	0.1		1	0	0	0	1	0	0	0	0	0	0	3	4	0.00	0.000										
71 Gonzalez Germen, R ERA: 3.52	0.2		5	3	2	2	0	0	0	0	0	0	1	11	16	27.00	4.500										
55 Pedro Feliciano, L ERA: 2.84	0.1		1	0	0	0	0	0	0	0	0	0	0	2	3	0.00	0.000										
32 LaTroy Hawkins, R ERA: 3.59	1.0		3	0	0	0	1	0	0	0	0	0	0	9	13	0.00	0.000										

AB	33
R	3
H	8
RBI	3
BB	0
SO	8
LOB	11



Batter	1	2	3	4	5	6	7	8	9	AB	R	H	RBI	BB	SO	LOB	BOTTOM										
22 Eric Young Jr., S OBP: 0.314, SLG: 0.341										5	2	3	3	0	1	1	Philadelphia Phillies @ New York Mets Citi Field, Flushing, NY Thu Aug 29 2013, 1:13 PM - 4:23 PM EDT Att: 22,008 - Sunny - 79 F										
28 Daniel Murphy, L OBP: 0.309, SLG: 0.396										5	1	4	2	0	0	1											
30 Andrew Brown, R OBP: 0.327, SLG: 0.480 32 LaTroy Hawkins, R										5	1	2	2	0	2	3											
21 Lucas Duda, L OBP: 0.359, SLG: 0.435										4	1	1	0	1	2	2											
2 Justin Turner, R OBP: 0.312, SLG: 0.338										3	1	0	0	1	2	3											
6 Matthew den Dekker, L										5	1	0	0	0	2	4											
20 Anthony Recker, R OBP: 0.280, SLG: 0.414										2	3	1	2	2	1	0											
3 Omar Quintanilla, L OBP: 0.310, SLG: 0.289										3	1	0	1	1	1	1											
52 Carlos Torres, R ERA: 2.86, SLG: 0.167 56 Scott Rice, L ERA: 2.53 29 Ike Davis, L OBP: 0.325, SLG: 0.338 71 Gonzalez Germen, R ERA: 4.56 55 Pedro Feliciano, L OBP: 0.258, SLG: 0.336										1	0	0	0	1	1	0											
Inning Stats	R: 0 H: 1 E: 0 K: 2 S: 14	H: 0 LOB: 2 BB: 1 P: 19	R: 0 H: 0 E: 0 K: 3 S: 11	H: 0 LOB: 0 BB: 0 P: 16	R: 1 H: 2 E: 0 K: 2 S: 14	H: 2 LOB: 1 BB: 0 P: 20	R: 2 H: 1 E: 0 K: 2 S: 17	H: 1 LOB: 1 BB: 2 P: 31	R: 1 H: 2 E: 0 K: 1 S: 14	H: 2 LOB: 1 BB: 0 P: 21	R: 2 H: 2 E: 0 K: 1 S: 17	H: 2 LOB: 1 BB: 1 P: 26	R: 4 H: 2 E: 0 K: 1 S: 18	H: 2 LOB: 2 BB: 2 P: 35	R: 1 H: 1 E: 0 K: 0 S: 7	H: 1 LOB: 0 BB: 0 P: 7		1B: 6 2B: 2 3B: 1 HR: 2	SF: 0 SAC: 1 DP: 0 HBP: 1	WP: 0 PB: 0 SB: 3 CS: 0	PA: 42						
PITCHER	IP	WLS	BF	H	R	ER	SO	BB	IBB	HBP	BLK	WP	HR	S	P	ERA	WHIP										
49 Ethan Martin, R ERA: 8.39	4.0	L	19	4	3	3	9	3	0	0	0	0	0	56	86	6.75	1.750										
56 Cesar Jimenez, L ERA: 2.53	1.2		10	4	3	3	2	1	0	0	1	0	0	27	42	16.20	3.000										
30 Justin De Fratus, R ERA: 4.56	1.0		8	2	4	4	2	2	0	1	0	0	0	20	38	36.00	4.000										
66 JC Ramirez, R ERA: 8.62	1.1		5	1	1	0	0	0	0	0	0	0	1	9	9	6.75	0.750										

AB	34
R	11
H	11
RBI	10
BB	6
SO	13
LOB	18



Batter	1	2	3	4	5	6	7	8	9	AB R H RBI BB SO LOB	TOP											
10 Michael Young, R (1, 5) OBP: 0.333, SLG: 0.389										5 1 4 2 0 1 0	Philadelphia Phillies @ Chicago Cubs Wrigley Field, Chicago, IL Fri Aug 30 2013, 1:22 PM - 4:21 PM CDT Att: 27,763 - Partly Cloudy - 91 F											
11 Jimmy Rollins, S (1, 6) OBP: 0.310, SLG: 0.337										4 1 1 0 1 1 2												
26 Chase Utley, L (1, 4) OBP: 0.342, SLG: 0.482										4 1 1 2 0 1 3												
9 Dornic Brown, L (1, 7) 45 Zach Miner, R (6, 1) 63 Jake Diekman, R (7, 1) 12 Pete Orr, R (8, PH) B.J. Rosenberg, R (8, 1) 58 Jonathan Papelbon, R (9, 1)										3 0 0 1 0 1 1 0 0 0 0 0 0 0 1 0 0 0 0 0 1 0 0 0 0 0 0 0 0 0 0 0 0 0 0												
51 Carlos Ruiz, R (1, 2) OBP: 0.324, SLG: 0.388										3 0 0 0 1 0 0												
18 Darin Ruf, R (1, 3) OBP: 0.342, SLG: 0.503										4 0 1 0 0 1 1												
15 John Mayberry Jr., R (1, 9) OBP: 0.299, SLG: 0.411										4 0 0 0 0 0 1												
3 Roger Bernadina, L (1, 8) OBP: 0.239, SLG: 0.287										3 1 0 0 0 2 1												
34 Roy Halladay, R (1, 1)										1 0 0 0 0 0 0 3 2 2 1 0 0 1												
28 Kevin Frandsen, R (6, PH) OBP: 0.305, SLG: 0.350																						
Inning Stats	R: 0 E: 0 K: 1 S: 6	H: 1 LOB: 1 BB: 0 P: 11	R: 0 E: 0 K: 1 S: 8	H: 1 LOB: 1 BB: 0 P: 14	R: 0 E: 0 K: 2 S: 8	H: 0 LOB: 0 BB: 0 P: 12	R: 0 E: 0 K: 1 S: 11	H: 0 LOB: 0 BB: 0 P: 16	R: 0 E: 0 K: 1 S: 7	H: 0 LOB: 0 BB: 0 P: 12	R: 4 E: 0 K: 0 S: 13	H: 4 LOB: 0 BB: 1 P: 25	R: 1 E: 0 K: 0 S: 11	H: 2 LOB: 2 BB: 1 P: 15	R: 0 E: 0 K: 2 S: 9	H: 0 LOB: 0 BB: 0 P: 14	R: 1 E: 0 K: 0 S: 14	H: 1 LOB: 1 BB: 0 P: 24	1B: 5 2B: 1 3B: 2 HR: 1	SF: 0 SAC: 0 DP: 1 HBP: 1	WP: 0 PB: 0 SB: 1 CS: 0	PA: 38
PITCHER	IP WLS BF H R ER SO BB IBB HBP BLK WP HR S P ERA WHIP											IP WLS BF H R ER SO BB IBB HBP BLK WP HR S P ERA WHIP										
29 Jeff Samardzija, R (1, 1) ERA: 4.13	6.2 29 8 5 5 6 2 0 0 0 0 0 1 62 103 6.75 1.500																					
40 James Russell, L (7, 1) ERA: 3.51	0.2 2 0 0 0 1 0 0 0 0 0 0 0 5 6 0.00 0.000																					
46 Pedro Strop, R (8, 1) ERA: 4.73	0.2 2 0 0 0 1 0 0 0 0 0 0 0 6 10 0.00 0.000																					
63 Kevin Gregg, R (9, 1) ERA: 3.23	1.0 L 5 1 1 1 0 0 0 1 0 0 0 0 14 24 9.00 1.000																					

Batter	1	2	3	4	5	6	7	8	9	AB R H RBI BB SO LOB	BOTTOM											
13 Starlin Castro, R (1, 6) OBP: 0.280, SLG: 0.336										4 0 2 2 1 0 0	Philadelphia Phillies @ Chicago Cubs Wrigley Field, Chicago, IL Fri Aug 30 2013, 1:22 PM - 4:21 PM CDT Att: 27,763 - Partly Cloudy - 91 F											
21 Junior Lake, R (1, 8) OBP: 0.324, SLG: 0.424										5 0 0 0 0 2 3												
44 Anthony Rizzo, L (1, 3) OBP: 0.326, SLG: 0.432										4 2 2 1 1 1 0												
30 Dioner Navarro, S (1, 2) OBP: 0.366, SLG: 0.503										5 0 2 0 0 0 1												
19 Nate Schierholtz, L (1, 9) OBP: 0.319, SLG: 0.507										4 1 1 1 1 0 2												
8 Donnie Murphy, R (1, 5) OBP: 0.370, SLG: 0.642										4 1 1 0 0 1 4												
47 Brian Boguevic, L (1, 7) ERA: 7.84 54 Darnell McDonald, R (7, PH) OBP: 0.292, SLG: 0.190										1 1 1 1 1 0 0 1 0 1 0 0 0 0												
15 Darwin Barney, R (1, 4) OBP: 0.269, SLG: 0.321										3 0 0 0 0 1 2												
29 Jeff Samardzija, R (1, 1) OBP: 0.148, SLG: 0.226										2 0 0 0 0 1 2 0 0 0 0 0 0 0 0 0 0 0 0 0 0 1 0 0 0 0 1 0 0 0 0 0 0 0 0												
40 James Russell, L (7, 1) ERA: 3.0 46 Pedro Strop, R (8, 1) 22 Logan Watkins, L (8, PH) 63 Kevin Gregg, R (9, 1)																						
Inning Stats	R: 1 E: 0 K: 1 S: 9	H: 1 LOB: 0 BB: 0 P: 12	R: 0 E: 0 K: 0 S: 9	H: 0 LOB: 2 BB: 0 P: 15	R: 0 E: 0 K: 0 S: 11	H: 0 LOB: 1 BB: 1 P: 19	R: 3 E: 0 K: 0 S: 12	H: 3 LOB: 1 BB: 1 P: 22	R: 1 E: 0 K: 0 S: 7	H: 3 LOB: 2 BB: 0 P: 9	R: 0 E: 0 K: 2 S: 10	H: 0 LOB: 1 BB: 1 P: 18	R: 0 E: 0 K: 2 S: 10	H: 2 LOB: 2 BB: 1 P: 20	R: 0 E: 0 K: 2 S: 11	H: 1 LOB: 1 BB: 0 P: 16	R: 0 E: 0 K: 0 S: 5	H: 0 LOB: 0 BB: 0 P: 8	1B: 5 2B: 3 3B: 0 HR: 2	SF: 0 SAC: 1 DP: 0 HBP: 2	WP: 1 PB: 0 SB: 0 CS: 0	PA: 41
PITCHER	IP WLS BF H R ER SO BB IBB HBP BLK WP HR S P ERA WHIP											IP WLS BF H R ER SO BB IBB HBP BLK WP HR S P ERA WHIP										
34 Roy Halladay, R (1, 1) ERA: 3.14	5.0 25 6 1 0 3 2 0 0 0 0 0 0 15 27 0.00 1.500																					
45 Zach Miner, R (6, 1) ERA: 3.14	1.1 6 1 0 0 3 1 0 0 0 0 0 0 5 11 0.00 3.000																					
63 Jake Diekman, L (7, 1) ERA: 3.0	0.2 3 1 0 0 1 1 0 0 0 0 0 0 5 11 0.00 3.000																					
B.J. Rosenberg, R (8, 1) ERA: 3.6	1.0 W 4 1 0 0 2 0 0 0 0 0 0 0 11 16 0.00 1.000																					
58 Jonathan Papelbon, R (9, 1) ERA: 2.44	1.0 S 3 0 0 0 0 0 0 0 0 0 0 0 5 8 0.00 0.000																					

Batter	1	2	3	4	5	6	7	8	9	AB	R	H	RBI	BB	SO	LOB	TOP				
Michael Young, R OBP: 0.336, SLG: 0.395										5	0	3	1	0	0	1	Philadelphia Phillies @ Chicago Cubs Wrigley Field, Chicago, IL Sat Aug 31 2013, 3:07 PM - 6:29 PM CDT Att: 36,410 - Cloudy - 72 F				
11 Jimmy Rollins, S OBP: 0.309, SLG: 0.335										4	0	0	0	1	1	2					
26 Chase Utley, L OBP: 0.339, SLG: 0.477										4	1	0	0	0	0	3					
51 Carlos Ruiz, R OBP: 0.323, SLG: 0.389										4	0	1	1	0	0	1					
18 Darin Ruf, R OBP: 0.345, SLG: 0.497										2	0	0	0	2	1	0					
15 John Mayberry Jr., R OBP: 0.295, SLG: 0.406										4	0	0	0	0	0	3					
28 Kevin Frandsen, R OBP: 0.309, SLG: 0.366										3	1	1	1	0	1	1					
3 Roger Bernadina, L OBP: 0.301, SLG: 0.283										3	0	0	0	0	0	1					
33 Cliff Lee, L OBP: 0.130, SLG: 0.167										2	1	0	0	0	0	2					
12 Pedro Ciriaco, L OBP: 0.100, SLG: 0.400										1	0	1	0	0	0	0					
45 Zach Miner, R OBP: 0.145, SLG: 0.117										0	0	0	0	0	0	0					
56 Cesar Jimenez, L OBP: 0.145, SLG: 0.117										0	0	0	0	0	0	0					
B.J. Rosenberg, R OBP: 0.145, SLG: 0.117										0	0	0	0	0	0	0					
9 Dominic Brown, L OBP: 0.120, SLG: 0.313										1	0	0	0	0	1	0					
Inning Stats	R: 0 E: 0 K: 1 S: 9	H: 1 LOB: 1 BB: 0 P: 14	R: 1 E: 0 K: 1 S: 11	H: 1 LOB: 1 BB: 0 P: 17	R: 1 E: 1 K: 0 S: 15	H: 1 LOB: 2 BB: 1 P: 24	R: 1 E: 0 K: 0 S: 6	H: 1 LOB: 1 BB: 1 P: 13	R: 0 E: 0 K: 1 S: 10	H: 0 LOB: 1 BB: 1 P: 16	R: 0 E: 0 K: 0 S: 12	H: 1 LOB: 0 BB: 0 P: 17	R: 0 E: 0 K: 0 S: 7	H: 0 LOB: 0 BB: 0 P: 12	R: 0 E: 0 K: 0 S: 6	H: 1 LOB: 1 BB: 0 P: 12	1B: 3 2B: 2 3B: 1 HR: 1	SF: 0 SAC: 0 DP: 1 HBP: 2	WP: 1 PB: 0 SB: 1 CS: 0	PA: 38	
PITCHER	IP: 5.0 WLS: 1.1 BF: 25 ERA: 3.60	WLS: 4 BF: 4 ERA: 0.00	H: 4 R: 1 ER: 0 SO: 3	R: 3 ER: 0 SO: 0	H: 3 R: 0 ER: 0 SO: 0	R: 0 ER: 0 SO: 0	H: 1 R: 0 ER: 0 SO: 0	H: 0 R: 0 ER: 0 SO: 0	H: 0 R: 0 ER: 0 SO: 0	H: 0 R: 0 ER: 0 SO: 0	H: 0 R: 0 ER: 0 SO: 0	H: 0 R: 0 ER: 0 SO: 0	H: 0 R: 0 ER: 0 SO: 0	H: 0 R: 0 ER: 0 SO: 0	H: 1 R: 0 ER: 0 SO: 1	H: 0 R: 0 ER: 0 SO: 0	WP: 0 HR: 0 S: 8 P: 12	ERA: 0.00 WHIP: 1.000			
18 Chris Rusin, L ERA: 2.74																					
33 Carlos Villanueva, R ERA: 4.38																					
40 James Russell, L ERA: 3.49																					
50 Blake Parker, R ERA: 2.13																					
46 Pedro Strop, R ERA: 4.63																					

AB	33
R	3
H	6
RBI	3
BB	3
SO	4
LOB	14



Batter	1	2	3	4	5	6	7	8	9	AB	R	H	RBI	BB	SO	LOB	BOTTOM					
13 Starlin Castro, R OBP: 0.281, SLG: 0.344										5	1	2	1	0	1	2	Philadelphia Phillies @ Chicago Cubs Wrigley Field, Chicago, IL Sat Aug 31 2013, 3:07 PM - 6:29 PM CDT Att: 36,410 - Cloudy - 72 F					
15 Darwin Barney, R OBP: 0.272, SLG: 0.325										4	0	2	0	1	0	0						
44 Anthony Rizzo, L OBP: 0.325, SLG: 0.429										4	0	0	0	1	0	3						
8 Donnie Murphy, R OBP: 0.365, SLG: 0.635										4	2	1	0	0	1	3						
21 Junior Lake, R OBP: 0.333, SLG: 0.428										3	0	2	0	1	0	0						
53 Wellington Castillo, R OBP: 0.347, SLG: 0.361										4	1	2	1	0	1	4						
54 Darrell McDonald, R OBP: 0.321, SLG: 0.206										3	0	1	0	1	0	2						
2 Cole Gillespie, R OBP: 0.299, SLG: 0.241										3	0	1	2	0	0	0						
18 Chris Rusin, L ERA: 2.74																						
1 Cody Plessner, R OBP: 0.209, SLG: 0.440																						
33 Carlos Villanueva, R OBP: 0.145, SLG: 0.117																						
40 James Russell, L ERA: 3.49																						
50 Blake Parker, R ERA: 2.13																						
47 Brian Bopuisevic, L OBP: 0.337, SLG: 0.149																						
46 Pedro Strop, R ERA: 4.63																						
63 Kevin Gregg, R ERA: 3.17																						
Inning Stats	R: 0 E: 0 K: 2 S: 14	H: 1 LOB: 2 BB: 1 P: 23	R: 1 E: 0 K: 0 S: 17	H: 3 LOB: 0 BB: 0 P: 23	R: 1 E: 1 K: 0 S: 14	H: 2 LOB: 2 BB: 0 P: 23	R: 0 E: 0 K: 0 S: 9	H: 1 LOB: 2 BB: 1 P: 18	R: 1 E: 0 K: 2 S: 18	H: 2 LOB: 2 BB: 1 P: 26	R: 1 E: 0 K: 0 S: 16	H: 2 LOB: 0 BB: 1 P: 32	R: 0 E: 0 K: 0 S: 8	H: 0 LOB: 0 BB: 0 P: 12	R: 0 E: 0 K: 0 S: 14	H: 0 LOB: 0 BB: 0 P: 18	1B: 7 2B: 4 3B: 0 HR: 1	SF: 1 SAC: 1 DP: 1 HBP: 0	WP: 0 PB: 0 SB: 1 CS: 1	PA: 39		
PITCHER	IP: 5.0 WLS: 1.0 BF: 27 ERA: 3.09	WLS: 6 BF: 2 ERA: 3.52	H: 2 R: 1 ER: 0 SO: 0	R: 1 ER: 0 SO: 0	H: 2 R: 0 ER: 0 SO: 0	R: 0 ER: 0 SO: 0	H: 1 R: 0 ER: 0 SO: 0	H: 2 R: 0 ER: 0 SO: 0	H: 2 R: 0 ER: 0 SO: 0	H: 0 R: 0 ER: 0 SO: 0	H: 0 R: 0 ER: 0 SO: 0	H: 0 R: 0 ER: 0 SO: 0	H: 0 R: 0 ER: 0 SO: 0	H: 0 R: 0 ER: 0 SO: 0	H: 0 R: 0 ER: 0 SO: 0	H: 0 R: 0 ER: 0 SO: 0	WP: 0 HR: 1 S: 14 P: 18	ERA: 3.09 WHIP: 2.400				
33 Cliff Lee, L ERA: 3.09																						
45 Zach Miner, R ERA: 3.52																						
56 Cesar Jimenez, L ERA: 2.31																						
B.J. Rosenberg, R ERA: 3.27																						

AB	33
R	4
H	11
RBI	4
BB	4
SO	4
LOB	16



Batter	1	2	3	4	5	6	7	8	9	AB	R	H	RBI	BB	SO	LOB	TOP			
3 Roger Bernadina, L (1, 8) OBP: 0.239, SLG: 0.282	G3		1B			G5-3		G4-3		4	0	1	0	0	0	0	Philadelphia Phillies @ Chicago Cubs Wrigley Field, Chicago, IL Sun Sep 01 2013, 1:27 PM - 4:24 PM CDT Att: 31,859 - Sunny - 75 F			
11 Jimmy Rollins, S (1, 6) OBP: 0.310, SLG: 0.333	BB		L6			BB		K		2	0	0	0	2	1					
26 Chase Utley, L (1, 4) OBP: 0.348, SLG: 0.475	K					K		G4-3		4	0	1	0	0	2					
18 Darin Ruf, R (1, 9) OBP: 0.348, SLG: 0.512	F7					HR		K		3	1	1	1	1	2					
25 Cody Asche, L (1, 5) OBP: 0.299, SLG: 0.400	F8					K		G6-3		4	0	0	0	0	1					
28 Kevin Frandsen, R (1, 3) OBP: 0.303, SLG: 0.358	G4-3					G4-3		G6-3		4	0	0	0	0	1					
12 Pete Orr, L (1, 7) OBP: 0.400, SLG: 0.250	G3-1					K		F9		3	0	0	0	1	1					
31 Erik Kratz, R (1, 2) OBP: 0.274, SLG: 0.374			P5			F7		P1		4	0	1	0	0	0					
38 Kyle Kendrick, R (1, 1) OBP: 0.148, SLG: 0.154			P3			F7		P5		2	0	0	0	0	0					
9 Dominic Brown, L (7, PH) OBP: 0.320, SLG: 0.513										1	0	0	0	0	0					
63 Jake Diekman, R (7, 1)										0	0	0	0	0	0					
66 JC Ramirez, R (8, 1)										0	0	0	0	0	0					
Inning Stats	R: 0 E: 0 K: 1 S: 10	H: 0 LOB: 1 P: 19	R: 0 E: 0 K: 0 S: 4	H: 0 LOB: 0 BB: 8 P: 8	R: 0 E: 0 K: 0 S: 11	H: 1 LOB: 1 BB: 0 P: 16	R: 1 E: 0 K: 2 S: 12	H: 1 LOB: 0 BB: 0 P: 16	R: 0 E: 0 K: 0 S: 6	H: 0 LOB: 2 BB: 2 P: 16	R: 0 E: 0 K: 0 S: 10	H: 1 LOB: 1 BB: 0 P: 16	R: 0 E: 0 K: 2 S: 13	H: 1 LOB: 1 BB: 0 P: 17	R: 0 E: 0 K: 1 S: 12	H: 0 LOB: 1 BB: 1 P: 18	1B: 3 2B: 0 3B: 0 HR: 1	SF: 0 SAC: 0 DP: 0 HBP: 0	WP: 0 PB: 0 SB: 1 CS: 0	PA: 35
PITCHER	IP WLS BF H R ER SO BB IBB HBP BLK WP HR S P ERA WHIP																			
49 Jake Arrieta, R (1, 1) ERA: 5.33	6.2 W 26 3 1 1 4 3 0 0 0 0 0 1 57 102 1.35 0.900																			
40 James Russell, L (7, 1) ERA: 3.42	1.0 4 1 0 0 1 0 0 0 0 0 0 0 13 17 0.00 1.000																			
46 Pedro Strop, R (8, 1) ERA: 4.6	0.1 1 0 0 0 1 0 0 0 0 0 0 0 3 3 0.00 0.000																			
50 Blake Parker, R (9, 1) ERA: 2.08	1.0 4 0 0 0 1 1 0 0 0 0 0 0 12 18 0.00 1.000																			

AB	31
R	1
H	4
RBI	1
BB	4
SO	7
LOB	9



Batter	1	2	3	4	5	6	7	8	9	AB	R	H	RBI	BB	SO	LOB	BOTTOM			
13 Starlin Castro, R (1, 6) OBP: 0.282, SLG: 0.344	L5		1B			FC5-4		SF9		3	1	1	1	0	0		Philadelphia Phillies @ Chicago Cubs Wrigley Field, Chicago, IL Sun Sep 01 2013, 1:27 PM - 4:24 PM CDT Att: 31,859 - Sunny - 75 F			
15 Darwin Barney, R (1, 4) OBP: 0.271, SLG: 0.324	BB		G4-3			HBP		K		4	1	1	1	0	1	3				
44 Anthony Rizzo, L (1, 3) OBP: 0.326, SLG: 0.430	BB		P6			P6		L8		3	0	1	1	1	0	1				
19 Nate Schierholtz, L (1, 9) OBP: 0.316, SLG: 0.501	K		P4			P6		L9		4	0	0	0	0	1	3				
6 Ryan Sweeney, L (1, 8) OBP: 0.347, SLG: 0.522	BB		F9			F9		BB		3	1	1	1	1	0	1				
8 Donnie Murphy, R (1, 5) OBP: 0.360, SLG: 0.618	L1		1B			F7		P4		4	1	1	0	0	0	3				
47 Brian Bogusevic, L (1, 7) OBP: 0.341, SLG: 0.451	K		2B			G5-3		BB		4	2	2	0	0	1	0				
53 Welington Castillo, R (1, 2) OBP: 0.348, SLG: 0.364	K		2B			L7		BB		3	1	1	2	1	1	0				
49 Jake Arrieta, R (1, 1) ERA: 4.51	K		F9			FC5-4		BB		3	0	1	0	0	1	1				
40 James Russell, L (7, 1) ERA: 2.5	K									0	0	0	0	0	0	0				
46 Pedro Strop, R (8, 1)										0	0	0	0	0	0	0				
24 Luis Valbuena, L (8, PH) OBP: 0.332, SLG: 0.372										0	0	0	1	1	0	0				
50 Blake Parker, R (9, 1)										0	0	0	0	0	0	0				
Inning Stats	R: 1 E: 0 K: 1 S: 19	H: 2 LOB: 2 BB: 1 P: 31	R: 0 E: 0 K: 3 S: 10	H: 0 LOB: 0 BB: 0 P: 13	R: 1 E: 0 K: 0 S: 11	H: 2 LOB: 1 BB: 0 P: 19	R: 3 E: 0 K: 0 S: 13	H: 3 LOB: 1 BB: 0 P: 22	R: 0 E: 0 K: 0 S: 6	H: 1 LOB: 0 BB: 0 P: 9	R: 0 E: 0 K: 0 S: 9	H: 0 LOB: 0 BB: 0 P: 14	R: 2 E: 0 K: 1 S: 13	H: 1 LOB: 2 BB: 3 P: 28	R: 2 E: 0 K: 1 S: 13	H: 1 LOB: 3 BB: 3 P: 28	1B: 6 2B: 3 3B: 0 HR: 0	SF: 2 SAC: 0 DP: 0 HBP: 1	WP: 0 PB: 0 SB: 0 CS: 0	PA: 38
PITCHER	IP WLS BF H R ER SO BB IBB HBP BLK WP HR S P ERA WHIP																			
38 Kyle Kendrick, R (1, 1) ERA: 4.51	6.0 L 28 3 0 0 0 1 0 0 0 0 0 0 65 102 7.50 1.500																			
63 Jake Diekman, L (7, 1) ERA: 2.5	1.0 3 0 0 0 0 0 0 0 0 0 0 0 9 14 0.00 0.000																			
66 JC Ramirez, R (8, 1) ERA: 9.18	1.0 7 1 2 2 1 3 0 0 0 0 0 0 13 28 18.00 4.000																			

AB	31
R	7
H	9
RBI	7
BB	4
SO	5
LOB	13



Batter	1	2	3	4	5	6	7	8	9	AB	R	H	RBI	BB	SO	LOB	TOP										
34 Bryce Harper, L OBP: 0.381, SLG: 0.514			G4-3							3	0	1	0	1	1	0	Washington Nationals @ Philadelphia Phillies Citizens Bank Park, Philadelphia, PA Mon Sep 02 2013, 7:09 PM - 10:11 PM EDT Att: 30,248 - Cloudy - 80 F										
7 Scott Hairston, R OBP: 0.235, SLG: 0.404										3	0	0	1	0	3	1											
36 Tyler Clippard, R								SF8		0	0	0	0	0	0	0											
35 Craig Stammen, R										0	0	0	0	0	0	0											
11 Ryan Zimmerman, R OBP: 0.351, SLG: 0.441			G4-3			L7				4	1	1	1	0	1	3											
28 Jayson Werth, R OBP: 0.395, SLG: 0.528	L8									4	0	0	0	0	1	0											
20 Ian Desmond, R OBP: 0.336, SLG: 0.478						L7		G6-3		4	0	1	0	0	1	0											
25 Adam LaRoche, L OBP: 0.318, SLG: 0.403	G6-3					G3		G1-6-3		4	0	1	0	0	0	0											
40 Wilson Ramos, R OBP: 0.302, SLG: 0.449						E5		G4-3		4	0	0	0	0	2	2											
6 Anthony Rendon, R OBP: 0.321, SLG: 0.387						L9				4	1	1	0	0	2	3											
37 Stephen Strasburg, R OBP: 0.178, SLG: 0.205			G5-3			G3-1				2	0	0	0	0	0	0											
22 Drew Storen, S										0	0	0	0	0	0	0											
18 Chad Tracy, L OBP: 0.228, SLG: 0.305										0	0	0	0	1	0	0											
2 Denard Span, L OBP: 0.327, SLG: 0.377										0	0	0	0	0	0	0											
Inning Stats	R: 1 H: 1 E: 0 K: 2 S: 12	H: 1 LOB: 0 BB: 0 P: 14	R: 0 H: 0 E: 0 K: 2 S: 9	H: 0 LOB: 0 BB: 0 P: 11	R: 0 H: 0 E: 0 K: 1 S: 10	H: 0 LOB: 0 BB: 0 P: 17	R: 0 H: 0 E: 0 K: 2 S: 8	H: 0 LOB: 0 BB: 0 P: 9	R: 0 H: 1 E: 1 K: 0 S: 8	H: 1 LOB: 1 BB: 0 P: 10	R: 0 H: 0 E: 0 K: 0 S: 8	H: 0 LOB: 0 BB: 0 P: 10	R: 1 H: 1 E: 0 K: 1 S: 13	H: 1 LOB: 2 BB: 0 P: 27	R: 0 H: 2 E: 0 K: 2 S: 12	H: 2 LOB: 2 BB: 0 P: 17	1B: 4 2B: 0 3B: 0 HR: 1	SF: 1 SAC: 0 DP: 0 HBP: 0	WP: 0 PB: 0 SB: 0 CS: 0	PA: 35							
PITCHER	IP	WLS	BF	H	R	ER	SO	BB	IBB	HBP	BLK	WP	HR	S	P	ERA	WHIP										
35 Cole Hamels, L ERA: 3.8	7.0		24	2	1	1	8	0	0	0	0	0	1	69	87	1.29	0.286										
30 Justin De Fratus, R ERA: 4.74	0.1		3	1	1	1	0	1	0	0	0	0	0	6	15	27.00	6.000										
56 Cesar Jimenez, L ERA: 2.25	0.1		2	0	0	0	0	1	0	0	0	0	0	4	9	0.00	3.000										
B.J. Rosenberg, R ERA: 3.18	0.1	W	1	0	0	0	1	0	0	0	0	0	0	3	3	0.00	0.000										
58 Jonathan Papelbon, R ERA: 2.38	1.0	S	5	2	0	0	2	0	0	0	0	0	0	12	17	0.00	2.000										

Batter	1	2	3	4	5	6	7	8	9	AB	R	H	RBI	BB	SO	LOB	BOTTOM										
16 César Hernández, S OBP: 0.250, SLG: 0.258			G2							3	1	0	0	1	2	0	Washington Nationals @ Philadelphia Phillies Citizens Bank Park, Philadelphia, PA Mon Sep 02 2013, 7:09 PM - 10:11 PM EDT Att: 30,248 - Cloudy - 80 F										
11 Jimmy Rollins, S OBP: 0.312, SLG: 0.335										3	2	1	1	1	1	0											
26 Chase Utley, L OBP: 0.339, SLG: 0.472										2	0	0	0	2	1	1											
51 Carlos Ruiz, R OBP: 0.330, SLG: 0.393										3	0	2	2	1	1	1											
28 Kevin Frandsen, R OBP: 0.297, SLG: 0.351			G6-3			G4-6-3		FC5-4		4	0	0	0	0	1	4											
12 Pete Orr, L OBP: 0.308, SLG: 0.182						G3		F8		3	0	0	0	0	1	1											
15 John Mayberry Jr., R ERA: 2.85										3	0	0	0	0	1	1											
B.J. Rosenberg, R										0	0	0	0	0	0	0											
7 Michael Martinez, S OBP: 0.167, SLG: 0.167								L1		0	0	0	0	0	0	0											
3 Roger Bernadina, L OBP: 0.241, SLG: 0.283								G4-3		3	0	1	0	0	1	0											
35 Cole Hamels, L OBP: 0.220, SLG: 0.250								P6		2	0	0	0	0	2	1											
30 Justin De Fratus, S ERA: 5.26										0	0	0	0	0	0	0											
56 Cesar Jimenez, L										0	0	0	0	0	0	0											
18 Darin Ruf, R OBP: 0.347, SLG: 0.509										1	0	0	0	0	0	0											
58 Jonathan Papelbon, R ERA: 2.92										0	0	0	0	0	0	0											
Inning Stats	R: 0 H: 0 E: 0 K: 3 S: 13	H: 0 LOB: 1 BB: 1 P: 21	R: 0 H: 0 E: 0 K: 1 S: 12	H: 0 LOB: 0 BB: 0 P: 18	R: 0 H: 0 E: 0 K: 2 S: 8	H: 0 LOB: 0 BB: 0 P: 14	R: 1 H: 1 E: 1 K: 1 S: 13	H: 1 LOB: 0 BB: 1 P: 21	R: 0 H: 1 E: 0 K: 2 S: 10	H: 1 LOB: 1 BB: 0 P: 13	R: 0 H: 0 E: 0 K: 1 S: 8	H: 0 LOB: 0 BB: 0 P: 13	R: 0 H: 0 E: 0 K: 0 S: 8	H: 0 LOB: 1 BB: 1 P: 14	R: 2 H: 2 E: 0 K: 1 S: 20	H: 2 LOB: 2 BB: 2 P: 35	1B: 3 2B: 1 3B: 0 HR: 0	SF: 0 SAC: 0 DP: 1 HBP: 0	WP: 0 PB: 0 SB: 0 CS: 0	PA: 32							
PITCHER	IP	WLS	BF	H	R	ER	SO	BB	IBB	HBP	BLK	WP	HR	S	P	ERA	WHIP										
37 Stephen Strasburg, R ERA: 2.85	6.0		21	2	1	0	10	2	0	0	0	0	0	64	64	0.00	0.667										
22 Drew Storen, R ERA: 5.26	1.0		4	0	0	0	0	1	0	0	0	0	0	8	14	0.00	1.000										
36 Tyler Clippard, R ERA: 2.21	0.2	L	6	2	2	2	0	1	1	0	0	0	0	15	29	27.00	4.500										
35 Craig Stammen, R ERA: 2.92	0.1		1	0	0	0	1	0	0	0	0	0	0	5	6	0.00	0.000										

AB	32
R	2
H	5
RBI	2
BB	2
SO	11
LOB	9



AB	27
R	3
H	4
RBI	3
BB	5
SO	11
LOB	9



Batter	1	2	3	4	5	6	7	8	9	AB	R	H	RBI	BB	SO	LOB	TOP	
2 Denard Span, L OBP: 0.326, SLG: 0.379										4	1	1	0	0	1	1		
11 Ryan Zimmerman, R OBP: 0.351, SLG: 0.443										4	1	1	1	1	3	2		
28 Jayson Werth, R OBP: 0.396, SLG: 0.523										4	0	1	0	1	1	0		
25 Adam LaRoche, L OBP: 0.321, SLG: 0.404										4	0	1	1	0	1	1		
20 Ian Desmond, R OBP: 0.337, SLG: 0.475										4	0	0	0	1	1	2		
40 Wilson Ramos, R OBP: 0.314, SLG: 0.462										3	0	1	0	1	0	3		
26 Jeff Kobernus, R OBP: 0.321, SLG: 0.304									2	0	1	0	1	0	0	0		
23 Jhonatan Solano, R OBP: 0.226, SLG: 0.237									2	0	0	1	1	0	2			
10 Corey Brown, L OBP: 0.297, SLG: 0.343									3	0	0	0	0	0	5			
7 Scott Hairston, R OBP: 0.235, SLG: 0.404										2	0	1	0	1	0	0		
1 Steve Lombardozzi, S OBP: 0.277, SLG: 0.343										2	0	0	1	1	0	2		
27 Jordan Zimmermann, R OBP: 0.125, SLG: 0.130										3	0	0	0	0	0	5		
12 Tyler Moore, R OBP: 0.247, SLG: 0.324										1	0	0	0	0	1	1		
46 Ian Krol, L ERA: 3.09										1	0	0	0	0	0	0		
35 Craig Stammen, R ERA: 2.95										0	0	0	0	0	0	0		
29 Rafael Soriano, R ERA: 2.35										0	0	0	0	0	0	0		
Inning Stats	R: 1 E: 0 K: 0 S: 14	H: 1 LOB: 2 BB: 3 P: 29	R: 0 E: 0 K: 1 S: 9	H: 0 LOB: 2 BB: 1 P: 19	R: 0 E: 0 K: 1 S: 6	H: 0 LOB: 0 BB: 0 P: 9	R: 0 E: 0 K: 0 S: 8	H: 0 LOB: 1 BB: 0 P: 12	R: 0 E: 0 K: 2 S: 7	H: 2 LOB: 3 BB: 1 P: 19	R: 1 E: 0 K: 0 S: 12	H: 0 LOB: 1 BB: 0 P: 20	R: 0 E: 0 K: 1 S: 13	H: 1 LOB: 1 BB: 0 P: 18	1B: 4 2B: 1 3B: 0 HR: 1	SF: 1 SAC: 1 DP: 1 HBP: 2	WP: 0 PB: 0 SB: 4 CS: 0	PA: 41
PITCHER	IP WLS BF H R ER SO BB IBB HBP BLK WP HR S P ERA WHIP																	
34 Roy Halladay, R ERA: 7.19	6.0	27	3	1	1	5	4	1	2	0	0	0	0	57	99	1.50	1.167	
45 Zach Miner, R ERA: 3.86	1.0	B	5	2	1	1	0	0	0	0	0	0	1	12	23	9.00	2.000	
63 Jake Diekman, L ERA: 3.09	1.0	L	5	0	1	2	1	0	0	0	0	0	0	10	20	9.00	1.000	
58 Jonathan Papelbon, R ERA: 2.35	1.0		4	1	0	0	1	0	0	0	0	0	0	13	18	0.00	1.000	

Washington Nationals @ Philadelphia Phillies
Citizens Bank Park, Philadelphia, PA
Wed Sep 04 2013, 7:07 PM - 10:09 PM EDT
Att: 31,495 - Clear - 80 F

livebaseballscorecards.com

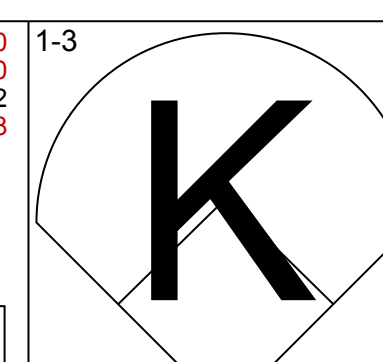
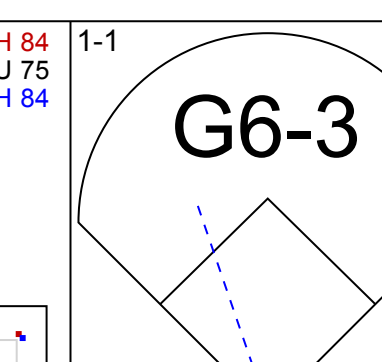
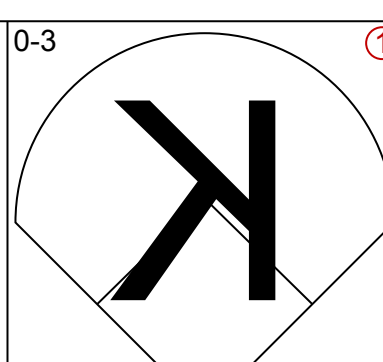
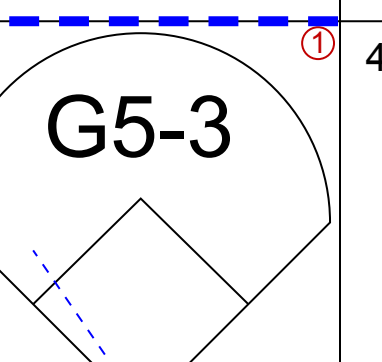
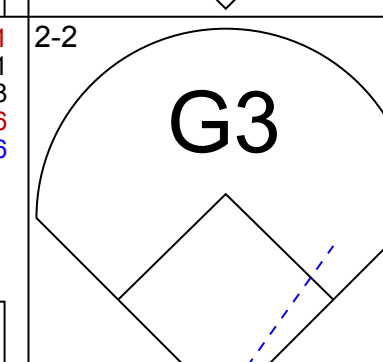
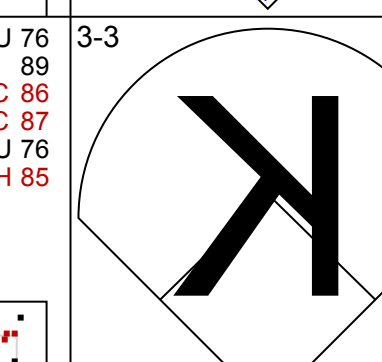
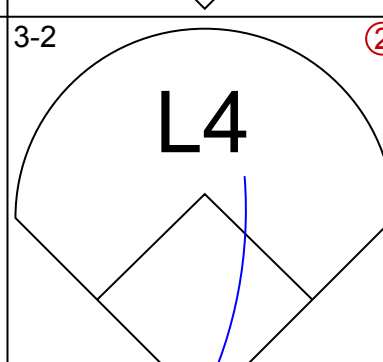
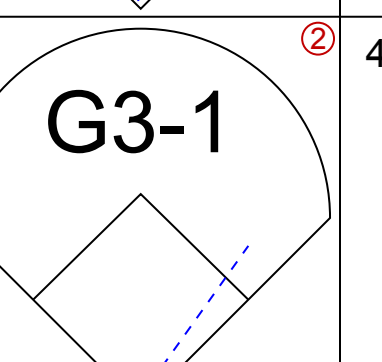
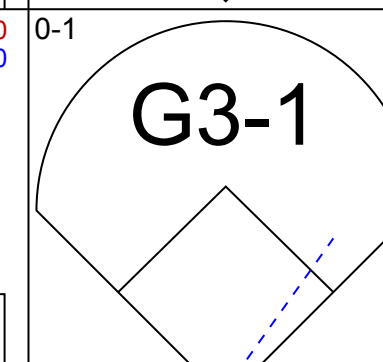
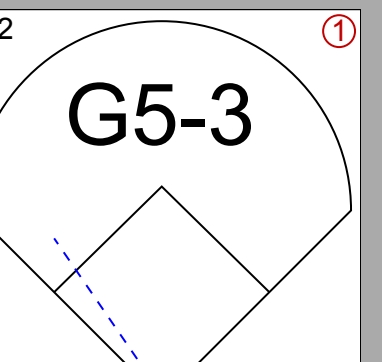
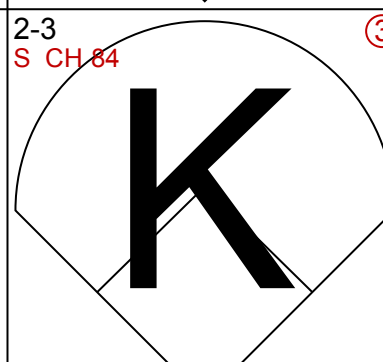
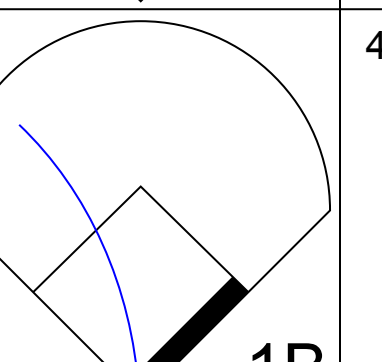
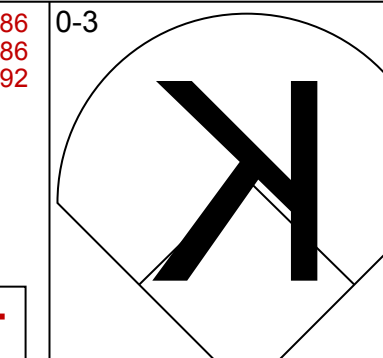
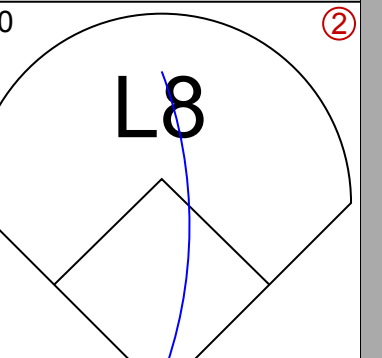
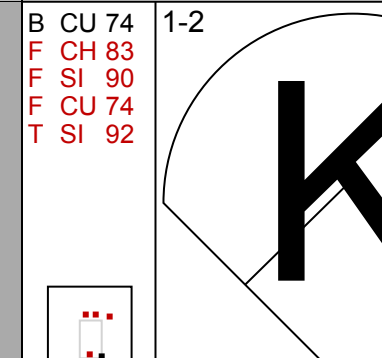
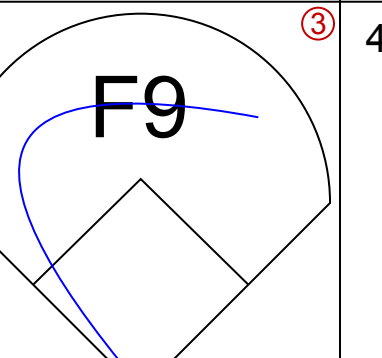
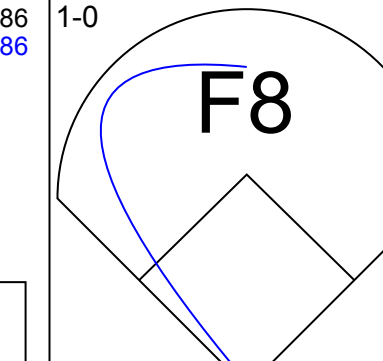

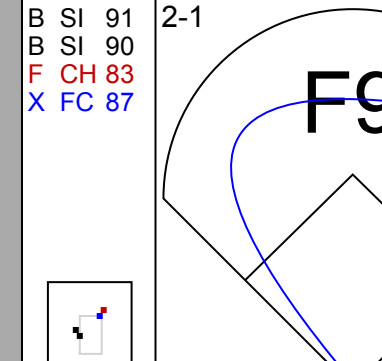
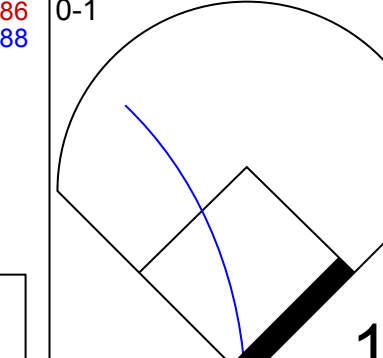
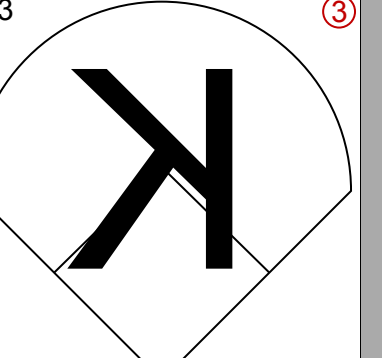
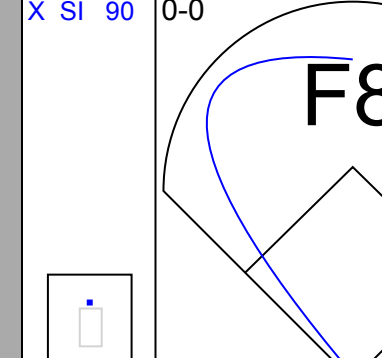
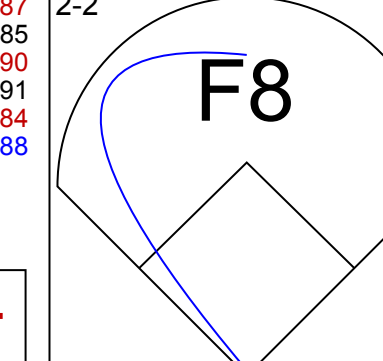
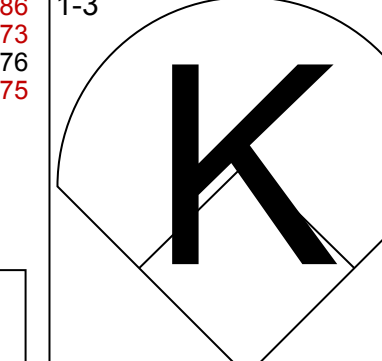
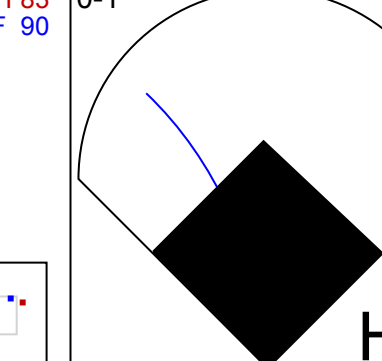
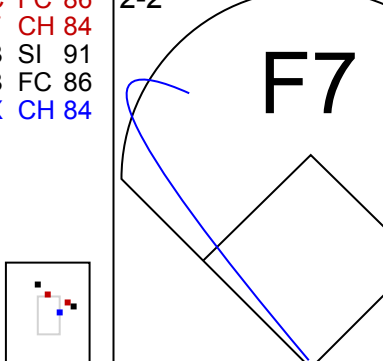
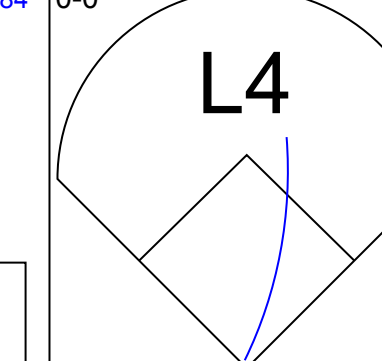
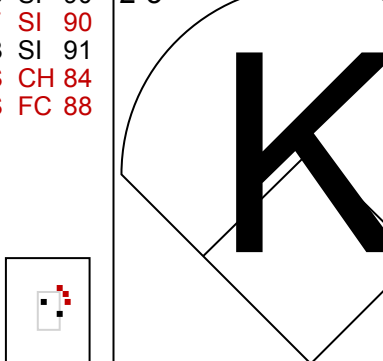
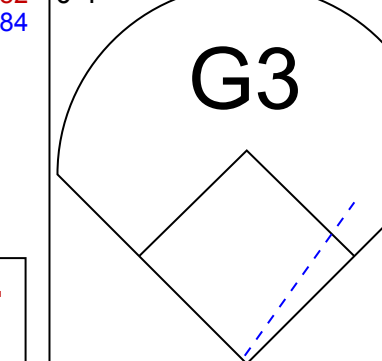
AB 31
R 3
H 6
RBI 3
BB 6
SO 8
LOB 17

Batter	1	2	3	4	5	6	7	8	9	AB	R	H	RBI	BB	SO	LOB	BOTTOM	
16 César Hernández, S OBP: 0.293, SLG: 0.308										3	0	2	2	1	0	2		
11 Jimmy Rollins, S OBP: 0.309, SLG: 0.332										4	0	0	0	0	1	3		
26 Chase Utley, L OBP: 0.344, SLG: 0.476										4	0	3	0	0	0	0		
51 Carlos Ruiz, R OBP: 0.327, SLG: 0.386										4	0	1	0	0	1	3		
18 Darin Ruf, R OBP: 0.338, SLG: 0.489										4	0	0	0	0	3	4		
25 Cody Asche, L OBP: 0.324, SLG: 0.449										4	1	2	0	0	0	0		
15 John Mayberry Jr., R OBP: 0.292, SLG: 0.396										3	1	1	0	0	0	0		
3 Roger Bernadina, L OBP: 0.237, SLG: 0.279										3	0	0	0	0	2	2		
34 Roy Halladay, R ERA: 3.3										1	0	0	0	0	1	0		
45 Zach Miner, R ERA: 3.46										0	0	0	0	0	0	0		
28 Kevin Frandsen, R ERA: 3.46										1	0	0	0	0	0	2		
63 Jake Diekman, R ERA: 2.95										0	0	0	0	0	0	0		
58 Jonathan Papelbon, R ERA: 3.47										0	0	0	0	0	0	0		
Inning Stats	R: 0 E: 0 K: 1 S: 18	H: 1 LOB: 2 BB: 1 P: 25	R: 2 E: 0 K: 1 S: 18	H: 3 LOB: 1 BB: 0 P: 24	R: 0 E: 0 K: 1 S: 7	H: 0 LOB: 0 BB: 0 P: 9	R: 0 E: 0 K: 0 S: 10	H: 0 LOB: 0 BB: 0 P: 12	R: 0 E: 0 K: 1 S: 6	H: 1 LOB: 0 BB: 0 P: 7	R: 0 E: 0 K: 0 S: 10	H: 1 LOB: 2 BB: 0 P: 14	R: 0 E: 0 K: 2 S: 11	H: 2 LOB: 2 BB: 0 P: 16	1B: 8 2B: 1 3B: 0 HR: 0	SF: 0 SAC: 2 DP: 1 HBP: 1	WP: 0 PB: 0 SB: 0 CS: 1	PA: 35
PITCHER	IP WLS BF H R ER SO BB IBB HBP BLK WP HR S P ERA WHIP																	
27 Jordan Zimmermann, R ERA: 3.3	7.0	W	28	7	2	2	5	1	0	0	0	0	0	78	105	2.57	1.143	
46 Ian Krol, L ERA: 3.46	0.1	H	2	1	0	0	1	0	0	0	0	0	0	6	8	0.00	3.000	
35 Craig Stammen, R ERA: 2.95	0.2	H	2	1	0	0	1	0	0	0	0	0	0	5	8	0.00	1.500	
29 Rafael Soriano, R ERA: 3.47	1.0	S	3	0	0	0	1	0	0	0	0	0	0	9	14	0.00	0.000	

Washington Nationals @ Philadelphia Phillies
Citizens Bank Park, Philadelphia, PA
Wed Sep 04 2013, 7:07 PM - 10:09 PM EDT
Att: 31,495 - Clear - 80 F

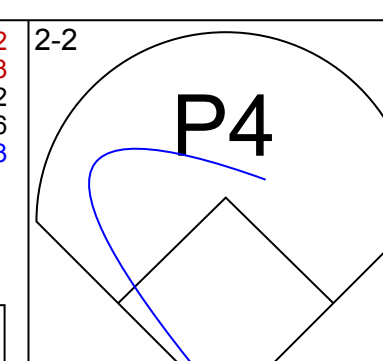
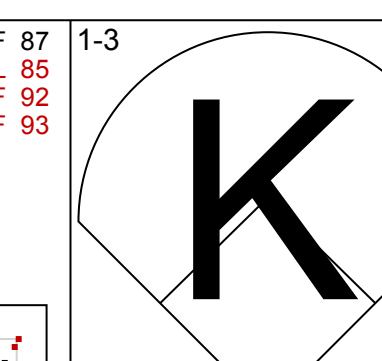
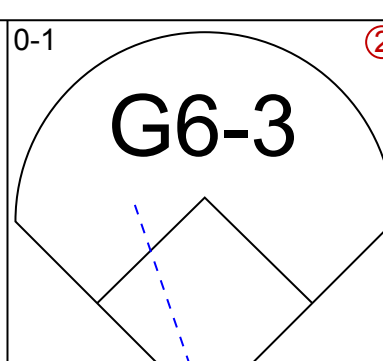
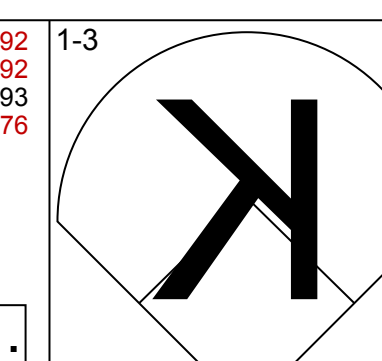
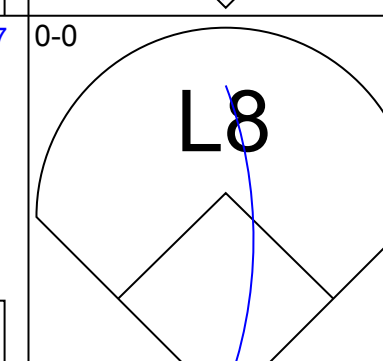
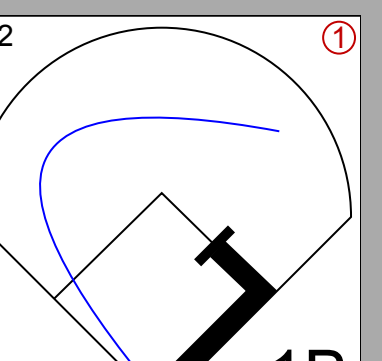
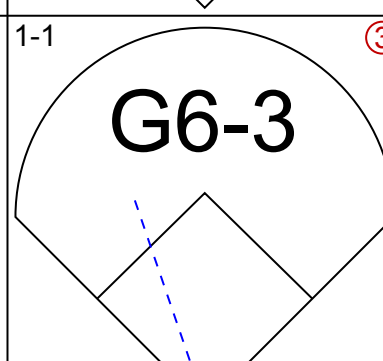
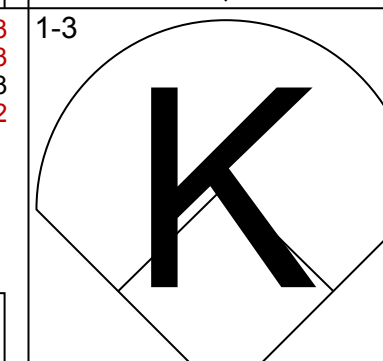
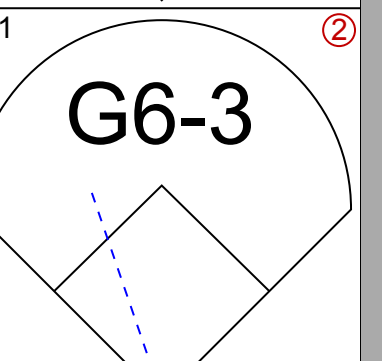
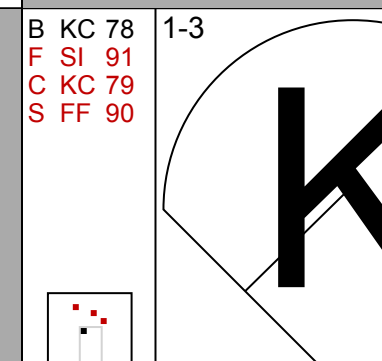
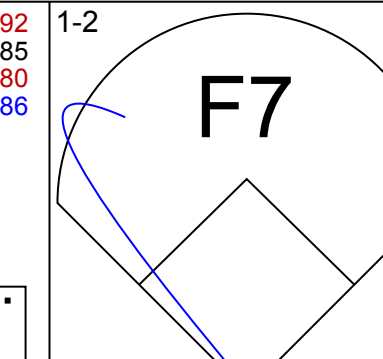
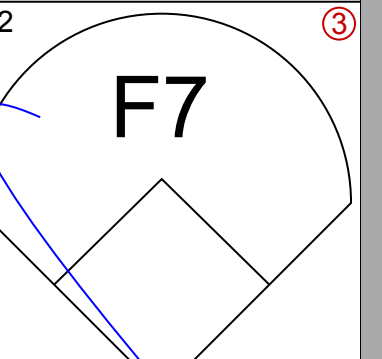
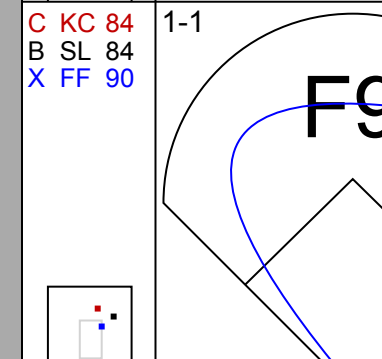
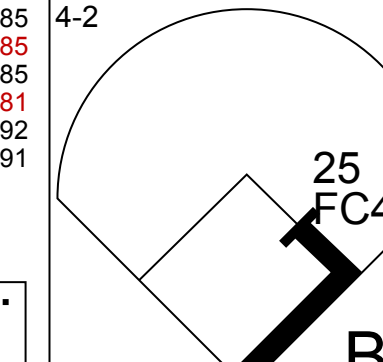
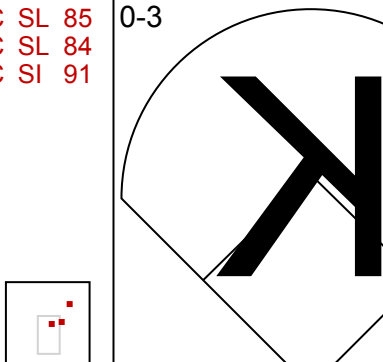
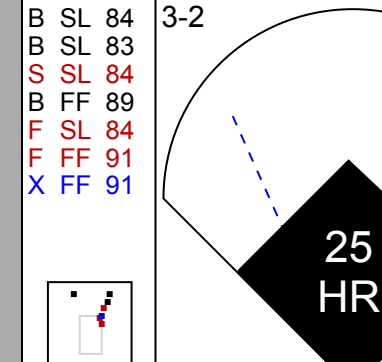
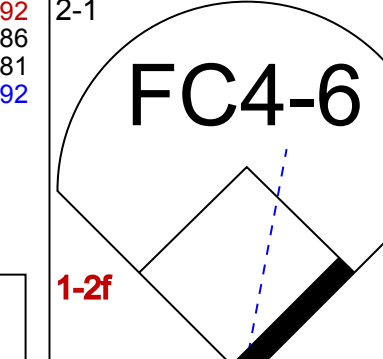
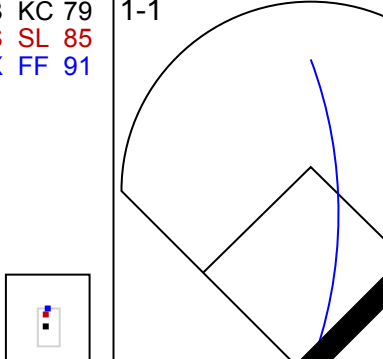
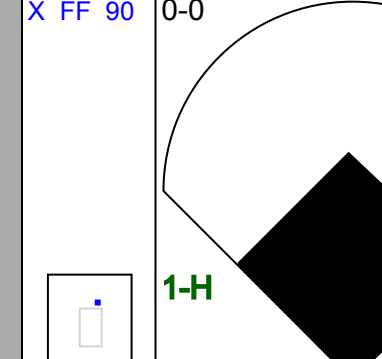
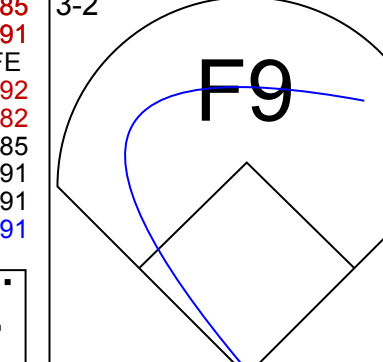
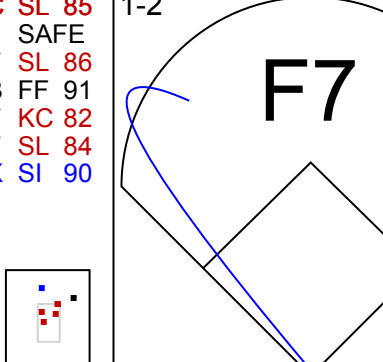
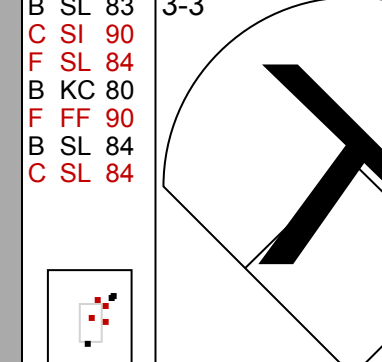
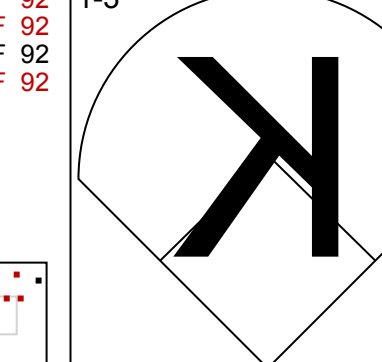
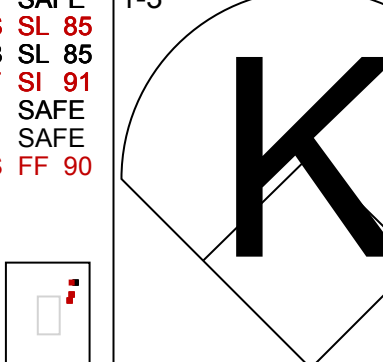
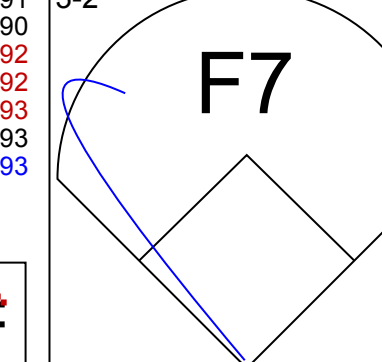
livebaseballscorecards.com

AB 31
R 2
H 9
RBI 2
BB 1
SO 8
LOB 16

Batter	1	2	3	4	5	6	7	8	9	AB	R	H	RBI	BB	SO	LOB	TOP					
2 B.J. Upton, R OBP: 0.278, SLG: 0.310										4	0	0	0	0	2	0	Atlanta Braves @ Philadelphia Phillies Citizens Bank Park, Philadelphia, PA Fri Sep 06 2013, 7:09 PM - 9:22 PM EDT Att: 37,088 - Clear - 71 F					
8 Justin Upton, R OBP: 0.352, SLG: 0.465										4	0	0	0	0	1	0						
5 Freddie Freeman, L OBP: 0.382, SLG: 0.483										4	0	1	0	0	1	0						
24 Evan Gattis, R OBP: 0.300, SLG: 0.479										4	0	0	0	0	2	1						
16 Brian McCann, L OBP: 0.344, SLG: 0.486										2	0	0	0	0	0	0						
23 Chris Johnson, R OBP: 0.386, SLG: 0.465										3	0	1	0	0	1	1						
26 Dan Uggla, R OBP: 0.308, SLG: 0.373										3	0	0	0	0	1	1						
19 Andrelton Simmons, R OBP: 0.295, SLG: 0.385										3	1	1	1	0	0	0						
36 Mike Minor, R OBP: 0.200, SLG: 0.245										2	0	0	0	0	2	0						
25 Joey Terdoslavich, S OBP: 0.333, SLG: 0.359										1	0	0	0	0	0	0						
43 Luis Avilan, L										0	0	0	0	0	0	0						
Inning Stats	R: 0 E: 0 K: 1 S: 8	H: 0 LOB: 0 BB: 0 P: 11	R: 0 E: 0 K: 1 S: 10	H: 1 LOB: 1 BB: 0 P: 13	R: 1 E: 0 K: 2 S: 10	H: 1 LOB: 0 BB: 0 P: 14	R: 0 E: 0 K: 1 S: 9	H: 0 LOB: 0 BB: 0 P: 15	R: 0 E: 0 K: 1 S: 8	H: 0 LOB: 0 BB: 0 P: 14	R: 0 E: 0 K: 2 S: 14	H: 0 LOB: 0 BB: 0 P: 19	R: 0 E: 0 K: 1 S: 7	H: 0 LOB: 0 BB: 0 P: 10	R: 0 E: 0 K: 1 S: 6	H: 0 LOB: 0 BB: 0 P: 7	R: 0 E: 0 K: 0 S: 8	H: 1 LOB: 1 BB: 0 P: 14	1B: 2 2B: 0 3B: 0 HR: 1	SF: 0 SAC: 0 DP: 0 HBP: 1	WP: 0 PB: 0 SB: 0 CS: 0	PA: 31
PITCHER	IP WLS BF H R ER SO BB IBB HBP BLK WP HR S P ERA WHIP																					
33 Cliff Lee, L ERA: 3.01	(1, 1)	8.0	W	27	2	1	1	10	0	0	1	0	0	0	0	0	1	72	103	1.12	0.250	
58 Jonathan Papelbon, R ERA: 2.3	(8, 1)	1.0	S	4	1	0	0	0	0	0	0	0	0	0	0	0	0	8	14	0.00	1.000	

AB	30
R	1
H	3
RBI	1
BB	0
SO	10
LOB	3



Batter	1	2	3	4	5	6	7	8	9	AB	R	H	RBI	BB	SO	LOB	BOTTOM					
16 César Hernández, S OBP: 0.267, SLG: 0.279										4	0	0	0	0	2	0	Atlanta Braves @ Philadelphia Phillies Citizens Bank Park, Philadelphia, PA Fri Sep 06 2013, 7:09 PM - 9:22 PM EDT Att: 37,088 - Clear - 71 F					
11 Jimmy Rollins, S OBP: 0.309, SLG: 0.332										3	0	1	0	0	0	0						
26 Chase Utley, L OBP: 0.342, SLG: 0.473										3	0	0	0	0	2	0						
51 Carlos Ruiz, R OBP: 0.324, SLG: 0.381										3	0	0	0	0	0	0						
18 Darin Ruf, R OBP: 0.343, SLG: 0.489										2	1	1	0	1	1	0						
25 Cody Asche, L OBP: 0.333, SLG: 0.485										3	1	2	2	0	0	1						
13 Freddy Galvis, S OBP: 0.283, SLG: 0.350										3	0	0	0	0	1	2						
15 John Mayberry Jr., R OBP: 0.289, SLG: 0.393										3	0	0	0	0	2	1						
33 Cliff Lee, L OBP: 0.173, SLG: 0.160	(1, 1)	7.0	L	25	4	2	2	2	0	0	0	0	0	0	2	0						
28 Kevin Frandsen, R OBP: 0.297, SLG: 0.345	(8, PH)									1	0	0	0	0	0	0						
58 Jonathan Papelbon, R ERA: 1.37	(8, 1)	1.0	S	3	0	0	0	0	1	0	0	0	0	0	0	0						
Inning Stats	R: 0 E: 0 K: 1 S: 7	H: 0 LOB: 0 BB: 0 P: 10	R: 0 E: 0 K: 0 S: 12	H: 0 LOB: 1 BB: 1 P: 22	R: 0 E: 0 K: 3 S: 9	H: 0 LOB: 0 BB: 0 P: 11	R: 0 E: 0 K: 0 S: 9	H: 1 LOB: 0 BB: 0 P: 12	R: 0 E: 0 K: 2 S: 13	H: 1 LOB: 1 BB: 0 P: 16	R: 0 E: 0 K: 1 S: 7	H: 0 LOB: 0 BB: 0 P: 9	R: 2 E: 0 K: 2 S: 14	H: 2 LOB: 0 BB: 0 P: 22	R: 0 E: 0 K: 1 S: 9	H: 0 LOB: 0 BB: 0 P: 14	R: 0 E: 0 K: 0 S: 8	H: 0 LOB: 0 BB: 0 P: 14	1B: 3 2B: 0 3B: 0 HR: 1	SF: 0 SAC: 0 DP: 0 HBP: 0	WP: 0 PB: 0 SB: 0 CS: 0	PA: 28
PITCHER	IP WLS BF H R ER SO BB IBB HBP BLK WP HR S P ERA WHIP																					
36 Mike Minor, L ERA: 3.06	(1, 1)	7.0	L	25	4	2	2	2	0	0	0	0	0	0	0	0	0	9	14	0.00	0.000	
43 Luis Avilan, L ERA: 1.37	(8, 1)	1.0	S	3	0	0	0	0	1	0	0	0	0	0	0	0						

AB	27
R	2
H	4
RBI	2
BB	1
SO	10
LOB	4




Batter	1	2	3	4	5	6	7	8	9	AB	R	H	RBI	BB	SO	LOB	TOP										
25 Will Venable, L OBP: 0.316, SLG: 0.499	F8		G3		E	K		G6-3		5	1	1	0	0	1	0											
13 Chris Denorfia, R OBP: 0.328, SLG: 0.383	K		G4-3			G1-3			G6-3	5	1	1	0	0	1	0											
9 Jedd Gyorko, R OBP: 0.290, SLG: 0.430	1B				E4	P2			K	5	3	3	1	0	1	0											
Chase Headley, S OBP: 0.333, SLG: 0.381	2H				K				K	5	1	3	2	0	2	1											
88 Kyle Blanks, R OBP: 0.323, SLG: 0.416	G6-3									4	1	2	1	0	0	2											
5 Alexi Amarista, L OBP: 0.300, SLG: 0.375		G6-3			F8	K				4	0	0	0	0	1	5											
3 Ronny Cedeno, R OBP: 0.291, SLG: 0.357		G6-3								4	1	2	2	0	0	1											
44 René Rivera, R OBP: 0.208, SLG: 0.265		K2-3								4	0	1	2	0	2	2											
34 Andrew Cashner, R OBP: 0.286, SLG: 0.354										4	0	0	0	0	2	3											
55 Dale Thayer, R										0	0	0	0	0	0	0											
58 Brad Brach, R										0	0	0	0	0	0	0											
57 Luke Gregerson, L										0	0	0	0	0	0	0											
Inning Stats	R: 1 E: 0 K: 1 S: 11	H: 2 LOB: 1 BB: 0 P: 18	R: 0 E: 0 K: 1 S: 6	H: 0 LOB: 0 BB: 0 P: 8	R: 0 E: 0 K: 0 S: 9	H: 0 LOB: 0 BB: 0 P: 14	R: 3 E: 0 K: 2 S: 16	H: 4 LOB: 1 BB: 0 P: 23	R: 4 E: 1 K: 3 S: 25	H: 6 LOB: 2 BB: 0 P: 38	R: 0 E: 0 K: 1 S: 10	H: 0 LOB: 0 BB: 0 P: 10	R: 0 E: 0 K: 0 S: 8	H: 1 LOB: 1 BB: 0 P: 10	R: 0 E: 0 K: 0 S: 4	H: 0 LOB: 0 BB: 0 P: 5	R: 0 E: 0 K: 2 S: 9	H: 0 LOB: 0 BB: 0 P: 14	1B: 10 2B: 3 3B: 0 HR: 0	SF: 0 SAC: 0 DP: 0 HBP: 0	WP: 1 PB: 0 CS: 0 SB: 0	PA: 40					
PITCHER	IP	WLS	BF	H	R	ER	SO	BB	IBB	HBP	BLK	WP	HR	S	P	ERA	WHIP										
50 Tyler Cloyd, R ERA: 4.56	4.0	L	21	9	7	7	4	0	0	0	0	0	0	51	73	15.75	2.250										
45 Zach Miner, R ERA: 4.15	1.0		6	3	1	1	3	0	0	0	0	1	0	16	28	9.00	3.000										
49 Ethan Martin, R ERA: 6.68	1.0		3	0	0	0	1	0	0	0	0	0	0	10	10	0.00	0.000										
Luis Garcia, R ERA: 5.01	2.0		7	1	0	0	0	0	0	0	0	0	0	12	15	0.00	0.500										
55 Joe Savery, L ERA: 1.84	1.0		3	0	0	0	2	0	0	0	0	0	0	9	14	0.00	0.000										

San Diego Padres @ Philadelphia Phillies
Citizens Bank Park, Philadelphia, PA
Tue Sep 10 2013, 7:07 PM - 9:53 PM EDT
Att: 29,242 - Partly Cloudy - 86 F

livebaseballscorecards.com

AB 40
R 8
H 13
RBI 8
BB 0
SO 10
LOB 14



Batter	1	2	3	4	5	6	7	8	9	AB	R	H	RBI	BB	SO	LOB	BOTTOM										
3 Roger Bernadina, L OBP: 0.237, SLG: 0.277	G4-3					L3				4	0	1	0	0	1	0											
11 Jimmy Rollins, S OBP: 0.309, SLG: 0.330	K					G4-3				3	0	0	0	0	1	0											
16 César Hernández, S OBP: 0.345, SLG: 0.340										0	0	0	1	1	0	0											
26 Chase Utley, L OBP: 0.344, SLG: 0.478	G4-1									3	0	1	0	0	0	0											
7 Michael Martínez, S OBP: 0.171, SLG: 0.171										1	0	0	0	0	1	3											
18 Darin Ruf, R OBP: 0.350, SLG: 0.495										4	0	1	0	0	1	1											
28 Kevin Frandsen, R OBP: 0.306, SLG: 0.359										4	0	1	0	0	0	0											
25 Cody Asche, L OBP: 0.322, SLG: 0.473										3	1	1	1	1	1	2											
13 Freddy Galvis, S OBP: 0.272, SLG: 0.371										4	0	0	0	0	3	3											
29 Cameron Rupp, R OBP: 0.250, SLG: 0.250										4	1	1	0	0	2	2											
50 Tyler Cloyd, R OBP: 0.207, SLG: 0.154										1	0	0	0	0	0	0											
45 Zach Miner, R										0	0	0	0	0	0	0											
49 Ethan Martin, R										0	0	0	0	0	0	0											
12 Pete Orr, L OBP: 0.315, SLG: 0.024										1	0	0	0	0	0	0											
Luis Garcia, R										0	0	0	0	0	0	0											
15 John Mayberry Jr., R OBP: 0.207, SLG: 0.326										1	0	1	0	0	0	0											
55 Joe Savery, L										0	0	0	0	0	0	0											
Inning Stats	R: 0 E: 0 K: 1 S: 6	H: 0 LOB: 0 BB: 0 P: 10	R: 0 E: 0 K: 1 S: 12	H: 0 LOB: 0 BB: 0 P: 15	R: 0 E: 0 K: 2 S: 8	H: 0 LOB: 0 BB: 0 P: 12	R: 0 E: 0 K: 1 S: 7	H: 1 LOB: 1 BB: 0 P: 9	R: 1 E: 0 K: 2 S: 13	H: 1 LOB: 0 BB: 0 P: 20	R: 0 E: 0 K: 0 S: 6	H: 0 LOB: 0 BB: 0 P: 9	R: 0 E: 0 K: 0 S: 10	H: 0 LOB: 0 BB: 0 P: 16	R: 1 E: 0 K: 1 S: 16	H: 3 LOB: 3 BB: 2 P: 33	R: 0 E: 0 K: 2 S: 16	H: 2 LOB: 2 BB: 0 P: 22	1B: 4 2B: 2 3B: 0 HR: 1	SF: 0 SAC: 0 DP: 1 HBP: 0	WP: 0 PB: 0 CS: 0 SB: 0	PA: 35					
PITCHER	IP	WLS	BF	H	R	ER	SO	BB	IBB	HBP	BLK	WP	HR	S	P	ERA	WHIP										
34 Andrew Cashner, R ERA: 3.4	7.2	W	27	4	2	2	7	1	0	0	0	0	0	7	17	0.00	6.000										
55 Dale Thayer, R ERA: 3.48	0.1		3	1	0	0	1	1	0	0	0	0	0	7	17	0.00	6.000										
58 Brad Brach, R ERA: 3.81	0.0		2	2	0	0	0	0	0	0	0	0	0	8	12	∞	∞										
57 Luke Gregerson, R ERA: 2.93	1.0		3	0	0	0	2	0	0	0	0	0	0	8	10	0.00	0.000										

San Diego Padres @ Philadelphia Phillies
Citizens Bank Park, Philadelphia, PA
Tue Sep 10 2013, 7:07 PM - 9:53 PM EDT
Att: 29,242 - Partly Cloudy - 86 F

livebaseballscorecards.com

AB 33
R 2
H 7
RBI 2
BB 2
SO 10
LOB 11



Batter	1	2	3	4	5	6	7	8	9	AB	R	H	RBI	BB	SO	LOB	TOP								
25 Will Venable, L OBP: 0.316, SLG: 0.502			G4-3			K			E6	4	2	1	1	1	1	0	San Diego Padres @ Philadelphia Phillies Citizens Bank Park, Philadelphia, PA Thu Sep 12 2013, 8:01 PM - 11:11 PM EDT Att: 29,986 - Cloudy - 74 F								
5 Alexi Amarista, L OBP: 0.289, SLG: 0.370	L8		L7				K		G4-3	4	1	0	0	1	1	1									
9 Jedd Gyorko, R OBP: 0.293, SLG: 0.436	K		1B				F8			3	1	1	0	1	1	0									
Chase Headley, S OBP: 0.334, SLG: 0.378	HBP		F9				L6			2	1	0	1	1	0	1									
14 Tommy Medica, R OBP: 0.375, SLG: 0.875	K					E1			G1-3	4	0	2	1	0	1	1									
14 Mark Kotsay, L OBP: 0.247, SLG: 0.227	G4-3					F7			F7	3	0	0	1	0	0	1									
55 Dale Thayer, R						SF8				0	0	0	0	0	0	0									
3 Ronny Cedeno, R OBP: 0.263, SLG: 0.356						L7			P4	1	0	0	0	0	1	1									
15 Jesus Guzman, R OBP: 0.289, SLG: 0.399										1	0	0	0	0	0	1									
46 Tim Stauffer, R ERA: 3.52										0	0	0	0	0	0	0									
56 Colt Hynes, L ERA: 4.55										0	0	0	0	0	0	0									
58 Brad Brach, R ERA: 3.52										0	0	0	0	0	0	0									
11 Logan Forsythe, R OBP: 0.284, SLG: 0.324										1	0	0	0	0	0	0									
4 Nick Hundley, R OBP: 0.294, SLG: 0.388									K	3	0	0	0	0	2	2									
8 Chris Robinson, R ERA: 2.85										1	0	0	0	0	1	0									
38 Tyson Ross, R OBP: 0.192, SLG: 0.192									K2-3	0	0	0	0	0	0	0									
45 Anthony Bass, R ERA: 4.46										1	0	0	0	0	1	1									
27 Rey Fuentes, L OBP: 0.227, SLG: 0.150										3	0	0	0	0	2	0									
Inning Stats	R: 1 E: 0 K: 2 S: 12	H: 1 LOB: 1 BB: 0 P: 21	R: 0 E: 0 K: 2 S: 9	H: 0 LOB: 1 BB: 1 P: 16	R: 0 E: 0 K: 0 S: 7	H: 1 LOB: 1 BB: 0 P: 11	R: 0 E: 0 K: 2 S: 13	H: 1 LOB: 1 BB: 0 P: 19	R: 4 E: 0 K: 0 S: 19	H: 1 LOB: 2 BB: 4 P: 40	R: 0 E: 0 K: 2 S: 7	H: 0 LOB: 0 BB: 0 P: 8	R: 0 E: 0 K: 1 S: 9	H: 0 LOB: 0 BB: 0 P: 16	R: 0 E: 0 K: 0 S: 3	H: 0 LOB: 0 BB: 0 P: 5	R: 0 E: 1 K: 2 S: 8	H: 0 LOB: 1 BB: 0 P: 10	1B: 2 2B: 1 HR: 1	SF: 1 SAC: 0 DP: 0 HBP: 1	WP: 0 PB: 0 SB: 2 CS: 0	PA: 38			
PITCHER	IP	WLS	BF	H	R	ER	SO	BB	IBB	HBP	BLK	WP	HR	S	P	ERA	WHIP								
34 Roy Halladay, R ERA: 7.26	4.1		23	4	5	4	6	5	0	1	0	0	1	57	101	8.31	2.077								
30 Justin De Fratus, R ERA: 4.46	0.2	W	2	0	0	0	0	0	0	0	0	0	0	3	6	0.00	0.000								
56 Cesar Jimenez, L ERA: 2.08	1.0		3	0	0	0	2	0	0	0	0	0	0	7	8	0.00	0.000								
49 Ethan Martin, R ERA: 6.47	1.0		3	0	0	0	1	0	0	0	0	0	0	9	16	0.00	0.000								
B.J. Rosenberg, R ERA: 2.85	1.0		3	0	0	0	0	0	0	0	0	0	0	3	5	0.00	0.000								

AB	31
R	5
H	4
RBI	4
BB	5
SO	11
LOB	9



Batter	1	2	3	4	5	6	7	8	9	AB	R	H	RBI	BB	SO	LOB	BOTTOM								
16 César Hernández, S OBP: 0.359, SLG: 0.362							F8			4	2	3	2	1	0	0	San Diego Padres @ Philadelphia Phillies Citizens Bank Park, Philadelphia, PA Thu Sep 12 2013, 8:01 PM - 11:11 PM EDT Att: 29,986 - Cloudy - 74 F								
11 Jimmy Rollins, S OBP: 0.316, SLG: 0.340		G3								3	2	2	1	2	0	0									
26 Chase Utley, L OBP: 0.345, SLG: 0.477		L8								3	1	1	2	1	0	3									
51 Carlos Ruiz, R OBP: 0.339, SLG: 0.396										3	1	3	3	2	0	0									
18 Darin Ruf, R OBP: 0.349, SLG: 0.492										4	1	1	1	1	0	3									
25 Cody Asche, L OBP: 0.208, SLG: 0.442										4	1	0	0	1	3	3									
28 Kevin Frandsen, R OBP: 0.307, SLG: 0.358										5	1	2	0	0	1	4									
13 Freddy Galvis, S OBP: 0.286, SLG: 0.404										5	1	2	0	0	2	4									
34 Roy Halladay, R ERA: 7.26										1	0	0	0	0	1	2									
30 Justin De Fratus, R ERA: 4.46										0	0	0	0	0	1	1									
56 Cesar Jimenez, L ERA: 2.08										0	0	0	0	0	0	0									
49 Ethan Martin, R ERA: 6.47										0	0	0	0	0	0	0									
B.J. Rosenberg, R ERA: 2.85										0	0	0	0	0	0	0									
Inning Stats	R: 6 E: 0 K: 2 S: 24	H: 6 LOB: 2 BB: 2 P: 44	R: 0 E: 0 K: 1 S: 12	H: 1 LOB: 1 BB: 0 P: 17	R: 1 E: 0 K: 2 S: 14	H: 2 LOB: 3 BB: 2 P: 27	R: 0 E: 0 K: 1 S: 5	H: 0 LOB: 1 BB: 1 P: 11	R: 2 E: 0 K: 2 S: 22	H: 3 LOB: 2 BB: 1 P: 31	R: 0 E: 0 K: 1 S: 6	H: 1 LOB: 0 BB: 0 P: 10	R: 1 E: 0 K: 1 S: 13	H: 1 LOB: 2 BB: 2 P: 26	R: 0 E: 0 K: 1 S: 6	H: 0 LOB: 0 BB: 0 P: 9	1B: 12 2B: 2 3B: 0 HR: 0	SF: 2 SAC: 0 DP: 0 HBP: 0	WP: 0 PB: 2 SB: 1 CS: 0	PA: 45					
PITCHER	IP	WLS	BF	H	R	ER	SO	BB	IBB	HBP	BLK	WP	HR	S	P	ERA	WHIP								
58 Brad Brach, R ERA: 3.71	0.2		9	5	6	6	2	2	0	0	0	0	0	22	41	81.00	10.500								
45 Anthony Bass, R ERA: 4.55	2.2		14	4	1	1	4	3	0	0	0	0	0	31	54	3.38	2.625								
40 Tommy Layne, L ERA: 2.25	0.2		2	0	0	0	0	0	0	0	0	0	0	2	4	0.00	0.000								
46 Tim Stauffer, R ERA: 3.52	1.0		7	3	2	2	2	1	0	0	0	0	0	22	31	18.00	4.000								
56 Colt Hynes, L ERA: 4.55	1.1		8	2	1	1	1	1	1	0	0	0	0	13	26	6.75	2.250								

AB	35
R	10
H	14
RBI	10
BB	8
SO	11
LOB	22



Batter	1	2	3	4	5	6	7	8	9	AB	R	H	RBI	BB	SO	LOB	TOP			
16 César Hernández, S (1,8) OBP: 0.368, SLG: 0.361										3	1	1	0	1	0	0	Philadelphia Phillies @ Washington Nationals Nationals Park, Washington, DC Fri Sep 13 2013, 7:09 PM - 10:05 PM EDT Att: 31,325 - Cloudy - 71 F			
11 Jimmy Rollins, S (1,6) OBP: 0.314, SLG: 0.337										4	0	0	0	0	0	3				
26 Chase Utley, L (1,4) OBP: 0.344, SLG: 0.475										4	0	1	0	0	2	2				
51 Carlos Ruiz, R (1,2) OBP: 0.341, SLG: 0.397										4	0	2	1	0	0	0				
18 Darin Ruf, R (1,9) OBP: 0.347, SLG: 0.485										3	0	0	0	0	2	2				
25 Cody Asche, L (1,5) OBP: 0.321, SLG: 0.447										3	0	2	0	1	1	2				
28 Kevin Frandsen, R (1,3) OBP: 0.303, SLG: 0.353										3	0	0	0	0	0	3				
45 Zach Miner, R (6,1)										0	0	0	0	0	0	0				
55 Joe Savery, L (8,1)										0	0	0	0	0	0	0				
9 Dominic Brown, L (9,PH) OBP: 0.319, SLG: 0.512										1	0	0	0	0	0	1				
13 Freddy Galvis, S (1,7) OBP: 0.287, SLG: 0.403										3	0	1	0	0	0	0				
38 Kyle Kendrick, R (1,1) OBP: 0.155, SLG: 0.179										2	0	1	0	0	0	0				
56 Cesar Jimenez, L (5,1)										0	0	0	0	0	0	0				
15 John Mayberry Jr., R (6,9) OBP: 0.290, SLG: 0.391										1	0	0	0	0	0	0				
Inning Stats	R: 1 E: 0 K: 2 S: 21	H: 2 LOB: 2 BB: 1 P: 31	R: 0 E: 0 K: 0 S: 6	H: 0 LOB: 0 BB: 0 P: 8	R: 0 E: 0 K: 1 S: 8	H: 0 LOB: 0 BB: 0 P: 12	R: 0 E: 0 K: 0 S: 9	H: 0 LOB: 1 BB: 0 P: 14	R: 0 E: 0 K: 1 S: 15	H: 3 LOB: 2 BB: 0 P: 23	R: 0 E: 0 K: 1 S: 12	H: 2 LOB: 1 BB: 0 P: 16	R: 0 E: 0 K: 0 S: 7	H: 0 LOB: 0 BB: 0 P: 10	R: 0 E: 0 K: 1 S: 6	H: 1 LOB: 0 BB: 0 P: 10	1B: 7 2B: 1 3B: 0 HR: 0	SF: 0 SAC: 0 DP: 2 HBP: 1	WP: 0 PB: 2 SB: 0 CS: 0	PA: 34
PITCHER	IP WLS BF H R ER SO BB IBB HBP BLK WP HR S P ERA WHIP	IP WLS BF H R ER SO BB IBB HBP BLK WP HR S P ERA WHIP																		
43 Ross Ohlendorf, R (1,1) ERA: 3.15	5.0 W 21 5 1 1 3 2 0 1 0 0 0 59 88 1.80 1.400																			
35 Craig Stammen, R (6,1) ERA: 2.79	1.0 4 2 0 0 1 0 0 0 0 0 0 12 16 0.00 2.000																			
58 Fernando Abad, L (7,1) ERA: 3.09	2.0 6 0 0 0 1 0 0 0 0 0 0 13 17 0.00 0.000																			
22 Drew Storen, R (9,1) ERA: 4.76	1.0 3 1 0 0 0 0 0 0 0 0 0 6 10 0.00 1.000																			

Batter	1	2	3	4	5	6	7	8	9	AB	R	H	RBI	BB	SO	LOB	BOTTOM			
2 Denard Span, L (1,8) OBP: 0.326, SLG: 0.384										5	0	1	0	0	0	1	Philadelphia Phillies @ Washington Nationals Nationals Park, Washington, DC Fri Sep 13 2013, 7:09 PM - 10:05 PM EDT Att: 31,325 - Cloudy - 71 F			
11 Ryan Zimmerman, R (1,5) OBP: 0.351, SLG: 0.477										5	3	3	1	0	0	2				
28 Jayson Werth, R (1,9) OBP: 0.399, SLG: 0.540										2	1	0	0	2	1					
34 Bryce Harper, L (1,7) OBP: 0.376, SLG: 0.497										3	1	1	0	1	0	2				
20 Ian Desmond, R (1,6) OBP: 0.335, SLG: 0.468										4	0	2	2	0	0	1				
25 Adam LaRoche, L (1,3) OBP: 0.329, SLG: 0.415										4	0	0	0	0	2	7				
40 Wilson Ramos, R (1,2) OBP: 0.309, SLG: 0.486										4	1	2	3	0	0	1				
1 Steve Lombardozzi, S (1,4) OBP: 0.275, SLG: 0.337										4	0	2	0	0	0	2				
43 Ross Ohlendorf, R (1,1) ERA: 4.7										2	0	0	0	0	1	1				
35 Craig Stammen, R (6,1) ERA: 2.03										0	0	0	0	0	0	0				
10 Corey Brown, L (9,PH) OBP: 0.406, SLG: 0.796										1	0	0	0	0	0	0				
58 Fernando Abad, L (7,1) ERA: 3.72										0	0	0	0	0	0	0				
7 Scott Hairston, R (8,PH) OBP: 0.295, SLG: 0.426										1	0	0	0	0	0	1				
22 Drew Storen, S (9,1) ERA: 1.72										0	0	0	0	0	0	0				
Inning Stats	R: 1 E: 0 K: 1 S: 11	H: 2 LOB: 2 BB: 1 P: 20	R: 1 E: 0 K: 1 S: 11	H: 1 LOB: 0 BB: 0 P: 16	R: 1 E: 1 K: 1 S: 12	H: 1 LOB: 1 BB: 0 P: 20	R: 0 E: 0 K: 0 S: 6	H: 1 LOB: 0 BB: 0 P: 7	R: 3 E: 0 K: 1 S: 21	H: 4 LOB: 2 BB: 1 P: 36	R: 0 E: 0 K: 0 S: 6	H: 1 LOB: 1 BB: 0 P: 9	R: 0 E: 0 K: 0 S: 9	H: 0 LOB: 1 BB: 1 P: 17	R: 0 E: 0 K: 1 S: 12	H: 1 LOB: 1 BB: 0 P: 13	1B: 9 2B: 0 3B: 0 HR: 2	SF: 0 SAC: 0 DP: 1 HBP: 0	WP: 0 PB: 0 SB: 0 CS: 0	PA: 38
PITCHER	IP WLS BF H R ER SO BB IBB HBP BLK WP HR S P ERA WHIP	IP WLS BF H R ER SO BB IBB HBP BLK WP HR S P ERA WHIP																		
38 Kyle Kendrick, R (1,1) ERA: 4.7	4.1 L 23 6 6 6 3 2 0 0 0 0 0 0 2 52 12.46 2.308																			
56 Cesar Jimenez, L (5,1) ERA: 2.03	0.1 1 0 0 0 1 0 0 0 0 0 0 3 4 0.00 0.000																			
Luis Garcia, R (5,1) ERA: 4.94	0.1 2 1 0 0 0 0 0 0 0 0 0 6 10 0.00 3.000																			
45 Zach Miner, R (6,1) ERA: 3.72	2.0 8 1 0 0 0 1 0 0 0 0 0 15 26 0.00 1.000																			
55 Joe Savery, L (8,1) ERA: 1.72	1.0 4 1 0 0 1 0 0 0 0 0 0 12 13 0.00 1.000																			

Batter	1	2	3	4	5	6	7	8	9	AB	R	H	RBI	BB	SO	LOB	TOP					
17 Donovan Solano, R (1.4) OBP: 0.305, SLG: 0.319										5	1	2	0	0	1	1	<p>Miami Marlins @ Philadelphia Phillies Citizens Bank Park, Philadelphia, PA Tue Sep 17 2013, 7:08 PM - 9:51 PM EDT Att: 28,872 - Clear - 63 F</p> <p>livebaseballscorecards.com</p> <p>AB 37 R 4 H 11 RBI 4 BB 3 SO 6 LOB 16</p>					
59 Ed Lucas, R (1.3) OBP: 0.304, SLG: 0.324										5	1	2	1	0	0	2						
21 Christian Velich, L (1.7) OBP: 0.366, SLG: 0.386										4	1	3	0	1	0	0						
27 Giancarlo Stanton, R (1.9) OBP: 0.368, SLG: 0.483										3	0	1	1	1	1	3						
20 Justin Ruggiano, R (1.8) OBP: 0.296, SLG: 0.401										5	1	1	1	0	1	4						
8 Chris Coghlan, L (1.5) OBP: 0.308, SLG: 0.365										3	0	0	0	1	0	2						
3 Adeiny Hechavarria, R (1.6) OBP: 0.263, SLG: 0.294										4	0	1	1	0	0	3						
6 Jeff Mathis, R (1.2) OBP: 0.262, SLG: 0.302										3	0	0	0	0	0	0						
29 Greg Dobbs, L (8. PH) OBP: 0.303, SLG: 0.305										1	0	0	0	0	0	1						
30 Placido Polanco, R (8. PH) OBP: 0.304, SLG: 0.293										0	0	0	0	0	0	0						
49 Arquimedes Caminero, R (8.1) ERA: 3.52										2	0	0	0	0	1	0						
35 Brian Flynn, L (1.1) OBP: 0.250, SLG: 0.250										1	0	1	0	0	0	0						
9 Juan Pierre, L (7. PH) OBP: 0.298, SLG: 0.310										0	0	0	0	0	0	0						
58 Ryan Webb, R (7.1) OBP: 0.333, SLG: 0.333										1	0	0	0	0	0	0						
46 Koyie Hill, S (8.2) OBP: 0.209, SLG: 0.238										1	0	0	0	0	0	0						
Inning Stats	R: 0 E: 0 K: 1 S: 15	H: 1 LOB: 1 BB: 0 P: 22	R: 0 E: 0 K: 0 S: 7	H: 0 LOB: 1 BB: 1 P: 14	R: 0 E: 0 K: 1 S: 12	H: 1 LOB: 1 BB: 0 P: 15	R: 0 E: 0 K: 0 S: 4	H: 0 LOB: 2 BB: 1 P: 11	R: 1 E: 0 K: 1 S: 18	H: 2 LOB: 2 BB: 1 P: 27	R: 0 E: 0 K: 0 S: 6	H: 0 LOB: 0 BB: 0 P: 10	R: 0 E: 0 K: 0 S: 10	H: 1 LOB: 1 BB: 0 P: 13	R: 2 E: 0 K: 2 S: 16	H: 3 LOB: 1 BB: 0 P: 25	R: 1 E: 0 K: 2 S: 20	H: 3 LOB: 2 BB: 0 P: 32	1B: 8 2B: 3 3B: 0 HR: 0	SF: 0 SAC: 0 DP: 1 HBP: 1	WP: 2 PB: 0 SB: 0 CS: 0	PA: 41
PITCHER	IP WLS BF H R ER SO BB IBB HBP BLK WP HR S P ERA WHIP																					
34 Roy Halladay, R (1.1) ERA: 4.71	6.0 W 25 4 1 1 2 3 0 1 0 1 0 62 99 1.50 1.167																					
30 Justin De Fratus, R (7.1) ERA: 4.29	1.0 4 1 0 0 0 0 0 0 0 0 0 10 13 0.00 1.000																					
B.J. Rosenberg, R (8.1) ERA: 2.88	0.2 5 3 2 2 1 0 0 0 0 0 1 10 17 27.00 4.500																					
63 Jake Diekman, L (8.1) ERA: 2.88	0.1 H 1 0 0 0 1 0 0 0 0 0 0 6 8 0.00 0.000																					
58 Jonathan Papelbon, R (9.1) ERA: 2.61	1.0 S 6 3 1 1 2 0 0 0 0 0 0 20 32 9.00 3.000																					

Batter	1	2	3	4	5	6	7	8	9	AB	R	H	RBI	BB	SO	LOB	BOTTOM			
16 César Hernández, S (1.8) OBP: 0.386, SLG: 0.373										4	2	2	0	0	1	0	<p>Miami Marlins @ Philadelphia Phillies Citizens Bank Park, Philadelphia, PA Tue Sep 17 2013, 7:08 PM - 9:51 PM EDT Att: 28,872 - Clear - 63 F</p> <p>livebaseballscorecards.com</p> <p>AB 32 R 6 H 12 RBI 6 BB 2 SO 5 LOB 8</p>			
11 Jimmy Rollins, S (1.6) OBP: 0.319, SLG: 0.345										4	2	3	0	0	0	0				
26 Chase Utley, L (1.4) OBP: 0.346, SLG: 0.485										4	2	3	4	0	0	1				
51 Carlos Ruiz, R (1.2) OBP: 0.335, SLG: 0.395										4	0	1	2	0	0	1				
9 Domonic Brown, L (1.7) OBP: 0.318, SLG: 0.505										3	0	0	0	1	1	1				
18 Darin Ruf, R (1.9) OBP: 0.360, SLG: 0.495										3	0	2	0	1	1	1				
28 Kevin Frandsen, R (1.3) OBP: 0.298, SLG: 0.346										4	0	1	0	0	0	3				
58 Jonathan Papelbon, R (9.1) ERA: 2.88										0	0	0	0	0	0	0				
13 Freddy Galvis, S (1.5) OBP: 0.287, SLG: 0.399										3	0	0	0	0	0	1				
34 Roy Halladay, R (1.1) ERA: 4.71										2	0	0	0	0	2	0				
12 Pete Orr, L (7. PH) OBP: 0.298, SLG: 0.346										0	0	0	0	0	0	0				
B.J. Rosenberg, R (8.1) ERA: 2.88										1	0	0	0	0	0	0				
63 Jake Diekman, R (8.1) ERA: 2.88										0	0	0	0	0	0	0				
3 Roger Barnadina, L (9.9) OBP: 0.249, SLG: 0.330										0	0	0	0	0	0	0				
Inning Stats	R: 0 E: 0 K: 1 S: 11	H: 1 LOB: 1 BB: 0 P: 15	R: 0 E: 0 K: 1 S: 9	H: 2 LOB: 1 BB: 0 P: 14	R: 3 E: 0 K: 1 S: 14	H: 4 LOB: 0 BB: 0 P: 18	R: 0 E: 0 K: 0 S: 8	H: 0 LOB: 0 BB: 1 P: 13	R: 3 E: 0 K: 1 S: 11	H: 3 LOB: 0 BB: 0 P: 18	R: 0 E: 0 K: 0 S: 4	H: 1 LOB: 0 BB: 0 P: 6	R: 0 E: 0 K: 0 S: 6	H: 1 LOB: 1 BB: 0 P: 10	R: 0 E: 0 K: 1 S: 9	H: 0 LOB: 1 BB: 1 P: 18	1B: 11 2B: 0 3B: 0 HR: 1	SF: 0 SAC: 0 DP: 2 HBP: 0	WP: 1 PB: 0 SB: 0 CS: 0	PA: 34
PITCHER	IP WLS BF H R ER SO BB IBB HBP BLK WP HR S P ERA WHIP																			
35 Brian Flynn, L (1.1) ERA: 9.64	6.0 L 26 11 6 6 4 1 0 0 0 0 0 6 57 9.00 2.000																			
58 Ryan Webb, R (7.1) ERA: 2.88	1.0 4 1 0 0 0 0 0 0 0 0 0 6 10 0.00 1.000																			
49 Arquimedes Caminero, R (8.1) ERA: 3.27	1.0 4 0 0 0 0 1 0 0 0 0 0 9 18 0.00 1.000																			

Batter	1	2	3	4	5	6	7	8	9	10	AB	R	H	RBI	BB	SO	LOB	TOP		
17 Donovan Solano, R OBP: 0.304, SLG: 0.317	G6-3		G5-3		G4-3				F8		5	0	1	1	0	0	3			
59 Ed Lucas, R OBP: 0.305, SLG: 0.334	G6-3				G3					HR	5	1	2	1	0	1	2			
21 Christian Yelich, L OBP: 0.367, SLG: 0.386					K					G6-3	4	1	1	0	1	2	1			
27 Giancarlo Stanton, R OBP: 0.366, SLG: 0.488					K					G6-3	4	1	1	2	1	2	0			
20 Justin Ruggiano, R OBP: 0.297, SLG: 0.399											4	0	1	0	0	1	2			
5 Logan Morrison, L OBP: 0.333, SLG: 0.388											5	0	0	0	0	1	1			
3 Adeiny Hechavarría, R OBP: 0.265, SLG: 0.295											4	1	2	0	0	1	0			
6 Jeff Mathis, R OBP: 0.261, SLG: 0.301											4	0	1	0	0	1	2			
24 Nathan Eovaldi, R OBP: 0.357, SLG: 0.671											2	0	0	0	0	0	2			
44 AJ Ramos, R ERA: 3.22											1	0	0	0	0	0	0			
9 Juan Pierre, L ERA: 3.30											0	0	0	0	0	0	0			
40 Mike Dunn, L ERA: 2.77											0	0	0	0	0	0	0			
50 Chad Qualls, R ERA: 2.72											0	0	0	0	0	0	0			
30 Placido Polanco, R ERA: 4.19											1	0	1	0	0	0	0			
52 Brad Hand, L ERA: 2.92											0	0	0	0	0	0	0			
31 Steve Cishek, R ERA: 3.31											0	0	0	0	0	0	0			
Inning Stats	R: 0 E: 0 K: 1 S: 19	H: 0 LOB: 2 BB: 2 P: 33	R: 0 E: 0 K: 0 S: 9	H: 1 LOB: 1 BB: 0 P: 16	R: 0 E: 0 K: 1 S: 7	H: 1 LOB: 1 BB: 0 P: 12	R: 0 E: 0 K: 0 S: 8	H: 1 LOB: 1 BB: 0 P: 15	R: 2 E: 0 K: 1 S: 10	H: 2 LOB: 0 BB: 0 P: 15	R: 0 E: 0 K: 2 S: 13	H: 1 LOB: 1 BB: 0 P: 15	R: 0 E: 0 K: 1 S: 11	H: 2 LOB: 2 BB: 0 P: 18	R: 1 E: 0 K: 1 S: 10	H: 1 LOB: 1 BB: 0 P: 18	1B: 8 2B: 1 3B: 0 HR: 2	SF: 0 SAC: 0 DP: 1 HBP: 1	WP: 1 PB: 0 SB: 1 CS: 1	PA: 42
PITCHER	IP WLS BF H R ER SO	IP WLS BF H R ER SO	IP WLS BF H R ER SO	IP WLS BF H R ER SO	IP WLS BF H R ER SO	IP WLS BF H R ER SO	IP WLS BF H R ER SO	IP WLS BF H R ER SO	IP WLS BF H R ER SO	IP WLS BF H R ER SO	IP WLS BF H R ER SO	IP WLS BF H R ER SO	IP WLS BF H R ER SO	IP WLS BF H R ER SO	IP WLS BF H R ER SO	IP WLS BF H R ER SO	IP WLS BF H R ER SO	ERA WHIP	ERA WHIP	ERA WHIP
45 Zach Miner, R ERA: 3.22	3.0	12	2	0	0	2	2	0	0	0	0	0	0	0	0	0	0	0.00	1.333	
Luis García, R ERA: 3.30	2.0	8	2	1	0	1	0	0	0	0	1	0	18	27	0.00	1.000				
49 Ethan Martin, R ERA: 6.02	1.0	B	5	2	2	2	1	0	0	0	0	1	10	15	0.00	2.000				
30 Justin De Fratus, R ERA: 4.19	1.0	4	1	0	0	2	0	0	0	0	0	0	13	19	0.00	1.000				
B.J. Rosenberg, R ERA: 3.31	1.0	3	0	0	0	2	0	0	0	0	0	0	9	15	0.00	0.000				
PITCHER	IP WLS BF H R ER SO	IP WLS BF H R ER SO	IP WLS BF H R ER SO	IP WLS BF H R ER SO	IP WLS BF H R ER SO	IP WLS BF H R ER SO	IP WLS BF H R ER SO	IP WLS BF H R ER SO	IP WLS BF H R ER SO	IP WLS BF H R ER SO	IP WLS BF H R ER SO	IP WLS BF H R ER SO	IP WLS BF H R ER SO	IP WLS BF H R ER SO	IP WLS BF H R ER SO	IP WLS BF H R ER SO	IP WLS BF H R ER SO	ERA WHIP	ERA WHIP	ERA WHIP
63 Jake Diekman, L ERA: 2.8	1.0	5	2	0	0	1	0	0	0	0	0	0	1	10	18	9.00	1.000			
56 Cesar Jimenez, L ERA: 2.51	1.0	L	5	1	1	1	0	0	0	1	0	0	1	10	18	9.00	1.000			

Miami Marlins @ Philadelphia Phillies
Citizens Bank Park, Philadelphia, PA
Wed Sep 18 2013, 7:08 PM - 10:38 PM EDT
Att. 28,908 - Partly Cloudy - 70 F

AB 39
R 4
H 10
RBI 4
BB 2
SO 9
LOB 13



Batter	1	2	3	4	5	6	7	8	9	10	AB	R	H	RBI	BB	SO	LOB	BOTTOM						
16 César Hernández, S OBP: 0.398, SLG: 0.380	K								G3-1		4	1	2	0	1	1	0							
11 Jimmy Rollins, S OBP: 0.322, SLG: 0.345											3	1	1	0	2	2	2							
26 Chase Utley, L OBP: 0.345, SLG: 0.482											5	0	1	2	0	0	4							
51 Carlos Ruiz, R OBP: 0.333, SLG: 0.390											4	0	0	0	1	0	2							
9 Domonic Brown, L OBP: 0.321, SLG: 0.510											4	0	2	0	1	0	2							
18 Darin Ruf, R OBP: 0.353, SLG: 0.484											5	0	0	0	0	2	4							
26 Cody Asche, L OBP: 0.336, SLG: 0.438											3	0	0	0	1	1	1							
3 Roger Bernadina, L OBP: 0.252, SLG: 0.300											4	1	1	0	1	2	5							
45 Zach Miner, R ERA: 3.79											0	0	0	0	0	0	0							
12 Pete Orr, L ERA: 3.30											0	0	0	0	0	0	0							
7 Mingo Martinez, S ERA: 3.30											0	0	0	0	0	0	0							
49 Ethan Martin, R ERA: 6.02											0	0	0	0	0	0	0							
31 Juan Pierre, L ERA: 3.30											0	0	0	0	0	0	0							
30 Justin De Fratus, R ERA: 4.19											0	0	0	0	0	0	0							
32 Jhonny Peralta, R ERA: 3.30											0	0	0	0	0	0	0							
63 Jake Diekman, L ERA: 2.8											0	0	0	0	0	0	0							
28 Kevin Frandsen, R ERA: 4.19											0	0	0	0	0	0	0							
13 Freddy Garcia, S ERA: 3.30											0	0	0	0	0	0	0							
Inning Stats	R: 0 E: 0 K: 1 S: 8	H: 1 LOB: 1 BB: 0 P: 14	R: 0 E: 0 K: 2 S: 14	H: 0 LOB: 1 BB: 0 P: 21	R: 0 E: 0 K: 2 S: 10	H: 1 LOB: 1 BB: 0 P: 15	R: 0 E: 0 K: 0 S: 5	H: 0 LOB: 1 BB: 1 P: 12	R: 3 E: 0 K: 0 S: 11	H: 2 LOB: 2 BB: 3 P: 28	R: 0 E: 0 K: 1 S: 10	H: 2 LOB: 2 BB: 0 P: 14	R: 0 E: 0 K: 1 S: 8	H: 0 LOB: 1 BB: 0 P: 17	R: 0 E: 0 K: 1 S: 9	H: 1 LOB: 1 BB: 0 P: 12	R: 0 E: 0 K: 0 S: 6	H: 0 LOB: 1 BB: 1 P: 13	R: 0 E: 1 K: 1 S: 15	H: 1 LOB: 3 BB: 1 P: 28	1B: 6 2B: 2 3B: 0 HR: 0	SF: 0 SAC: 0 DP: 0 HBP: 1	WP: 1 PB: 1 SB: 1 CS: 0	PA: 45
PITCHER	IP WLS BF H R ER SO	IP WLS BF H R ER SO	IP WLS BF H R ER SO	IP WLS BF H R ER SO	IP WLS BF H R ER SO	IP WLS BF H R ER SO	IP WLS BF H R ER SO	IP WLS BF H R ER SO	IP WLS BF H R ER SO	IP WLS BF H R ER SO	IP WLS BF H R ER SO	IP WLS BF H R ER SO	IP WLS BF H R ER SO	IP WLS BF H R ER SO	IP WLS BF H R ER SO	IP WLS BF H R ER SO	IP WLS BF H R ER SO	IP WLS BF H R ER SO	ERA WHIP	ERA WHIP	ERA WHIP			
24 Nathan Eovaldi, R ERA: 3.79	5.0	24	4	3	2	5	4	0	0	0	0	0	0	0	0	0	0	3.60	1.600					
44 AJ Ramos, R ERA: 3.30	1.0	4	2	0	0	1	0	0	0	0	0	0	10	14	0.00	2.000								
40 Mike Dunn, L ERA: 2.77	1.0	5	1	0	0	1	1	0	0	0	0	0	11	21	0.00	2.000								
50 Chad Qualls, R ERA: 2.72	1.0	3	0	0	0	1	0	0	0	0	0	0	6	8	0.00	0.000								
52 Brad Hand, L ERA: 2.92	1.0	W	4	0	0	0	1	0	0	0	1	0	6	13	0.00	1.000								

Miami Marlins @ Philadelphia Phillies
Citizens Bank Park, Philadelphia, PA
Wed Sep 18 2013, 7:08 PM - 10:38 PM EDT
Att. 28,908 - Partly Cloudy - 70 F


AB 37
R 3
H 8
RBI 2
BB 7
SO 9
LOB 24




Batter	1	2	3	4	5	6	7	8	9	AB	R	H	RBI	BB	SO	LOB	TOP
22 Eric Young Jr., S OBP: 0.310, SLG: 0.335	F9		G3-1		G4-3	K				4	0	0	0	0	1	4	New York Mets @ Philadelphia Phillies Citizens Bank Park, Philadelphia, PA Sat Sep 21 2013, 7:07 PM - 9:06 PM EDT Att: 36,650 - Cloudy - 77 F
28 Daniel Murphy, L OBP: 0.318, SLG: 0.411	G6-4-3 BB			L6		HR	L8			3	1	1	1	1	0	0	
5 David Wright, R OBP: 0.395, SLG: 0.526	G6-4-3			HR		12 HBP 3B				3	2	2	1	1	0	1	
21 Lucas Duda, L OBP: 0.353, SLG: 0.425		K		12 FC6-4 BB		12 3B HBP				1	1	0	0	1	1	0	
12 Juan Lagares, R OBP: 0.288, SLG: 0.363		B2		FC6-4		15 2B 3B				3	1	1	2	0	0	1	
6 Matthew den Dekker, L OBP: 0.298, SLG: 0.398		K		K		K				3	0	0	0	0	3	2	
15 Travis d'Arnaud, R OBP: 0.260, SLG: 0.256			G6-3			1B	35 BLK 2B			3	0	2	1	0	0	0	
3 Omar Quintanilla, L OBP: 0.314, SLG: 0.291			35 S 1B		F9		35 BLK BB			2	0	1	0	1	0	1	
35 Dillon Gee, R OBP: 0.180, SLG: 0.172			K		K		K			3	0	0	0	0	3	4	
Inning Stats	R: 0 E: 0 K: 0 S: 5	H: 0 LOB: 0 BB: 1 P: 10	R: 0 E: 0 K: 2 S: 9	H: 0 LOB: 0 BB: 0 P: 11	R: 0 E: 0 K: 1 S: 12	H: 1 LOB: 1 BB: 0 P: 17	R: 1 E: 0 K: 1 S: 10	H: 1 LOB: 1 BB: 1 P: 18	R: 0 E: 0 K: 1 S: 7	H: 1 LOB: 1 BB: 0 P: 8	R: 4 E: 0 K: 3 S: 25	H: 4 LOB: 2 BB: 1 P: 43	R: 0 E: 0 K: 0 S: 5	H: 0 LOB: 1 BB: 1 P: 12	1B: 3 2B: 1 3B: 1 HR: 2	SF: 0 SAC: 0 DP: 1 HBP: 1	WP: 0 PA: 30 CS: 0
PITCHER	IP WLS BF H R ER SO BB IBB HBP BLK WP HR S P ERA WHIP																
50 Tyler Cloyd, R ERA: 5.4	(1, 1)	5.0 L 23 6 5 5 5 2 0 1 0 0 2 54 83 9.00 1.600															
49 Ethan Martin, R ERA: 8.43	(6, 1)	1.0 5 1 0 0 3 1 0 0 1 0 0 14 24 0.00 2.000															
55 Joe Savery, L ERA: 3.86	(7, 1)	0.1 2 0 0 0 0 1 0 0 0 0 0 5 12 0.00 3.000															

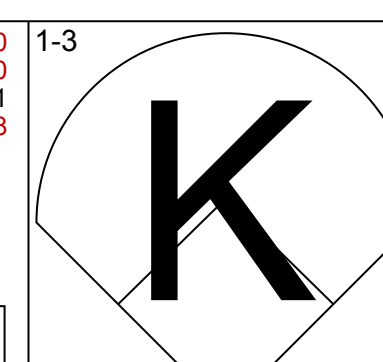
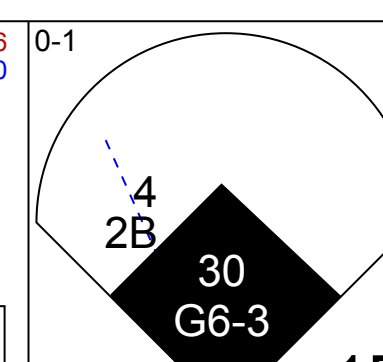
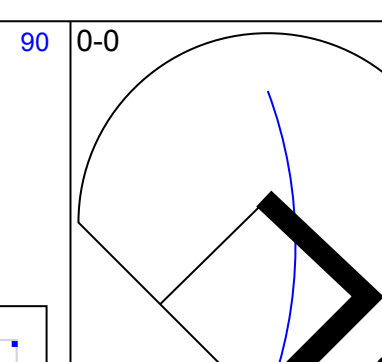
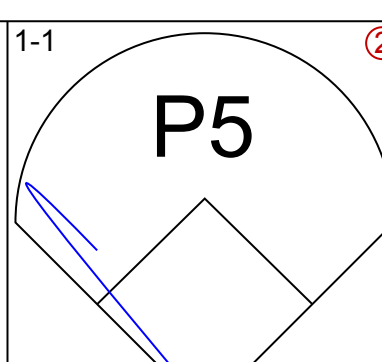
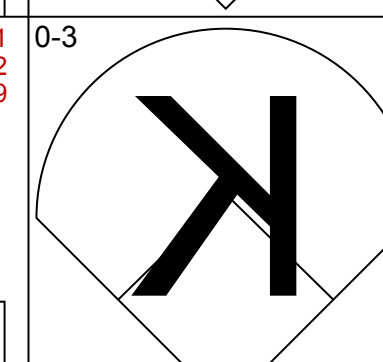
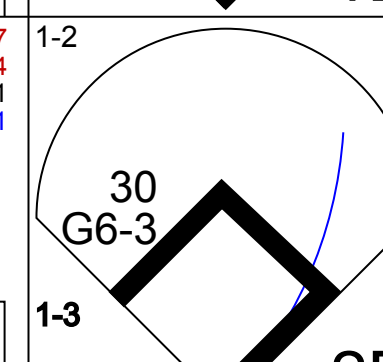
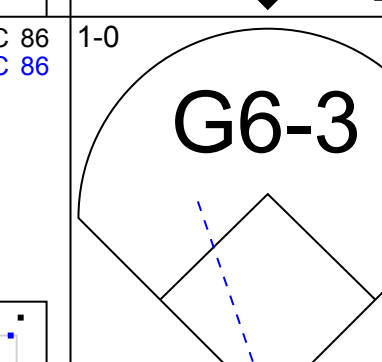
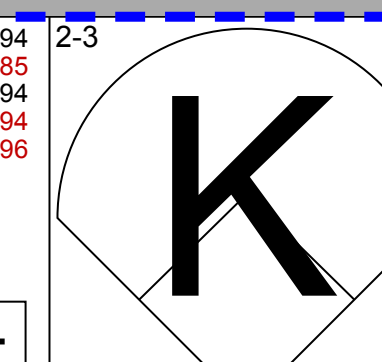
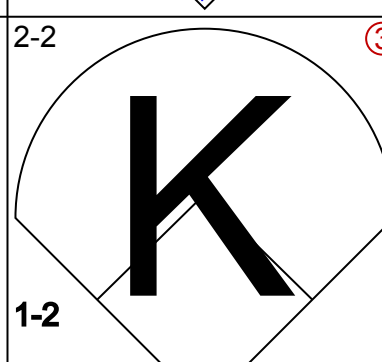
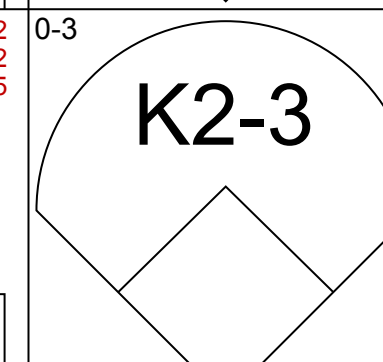
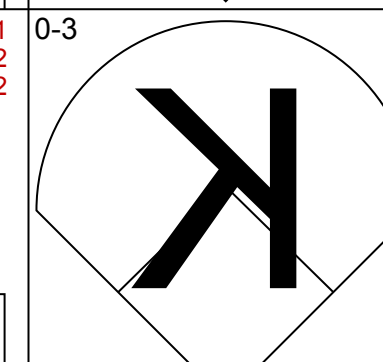
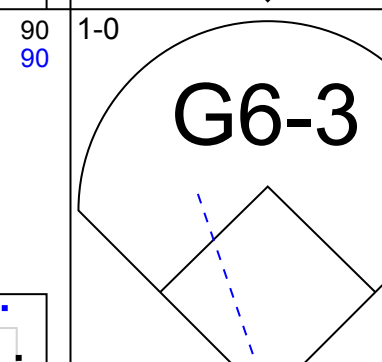
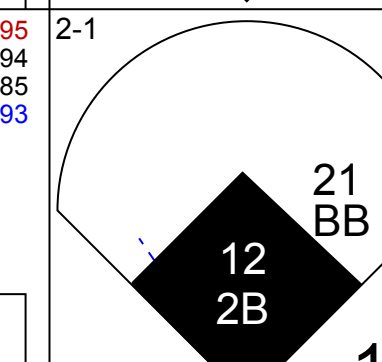

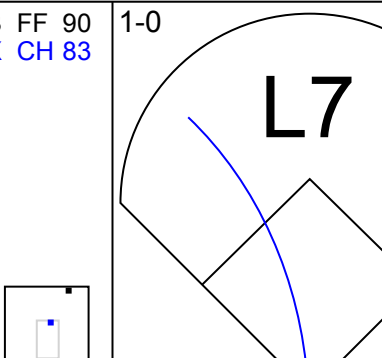
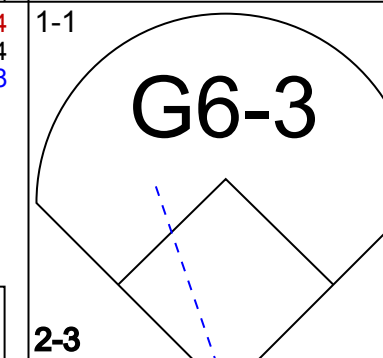
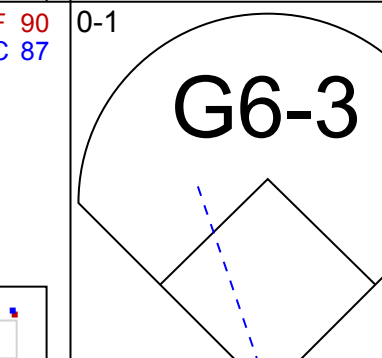

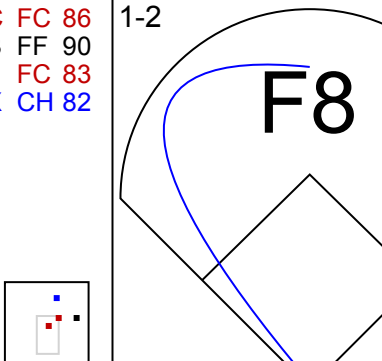
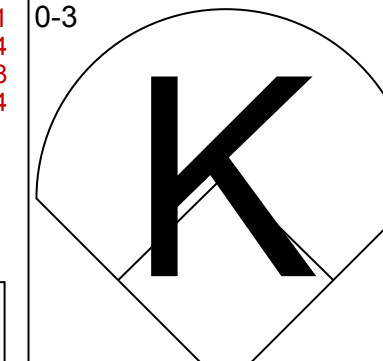
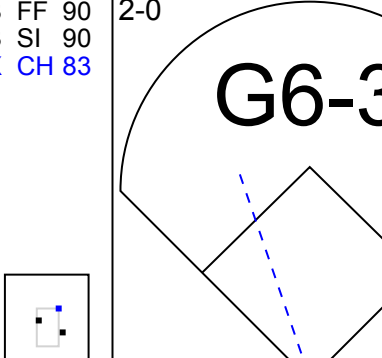
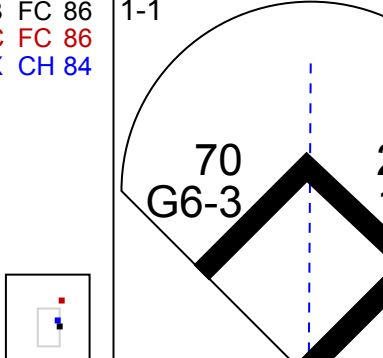

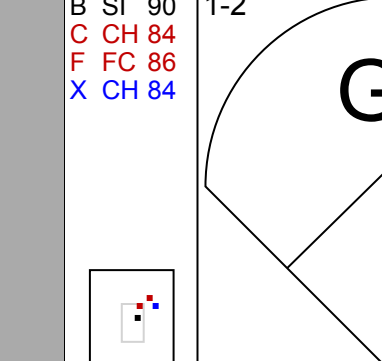
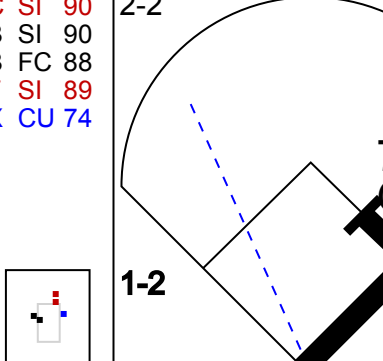

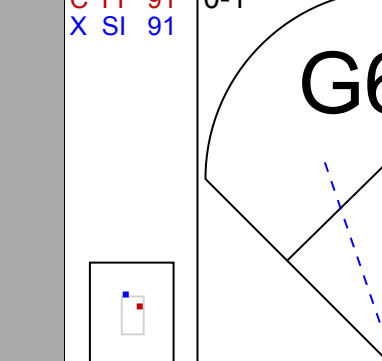
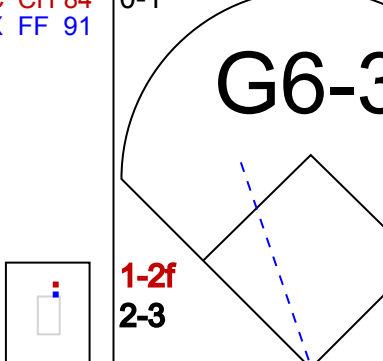
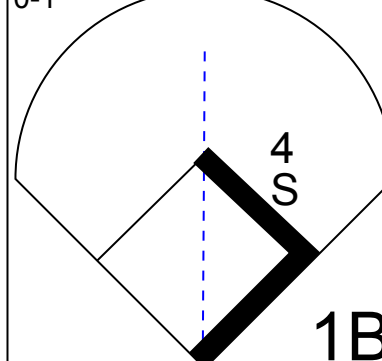
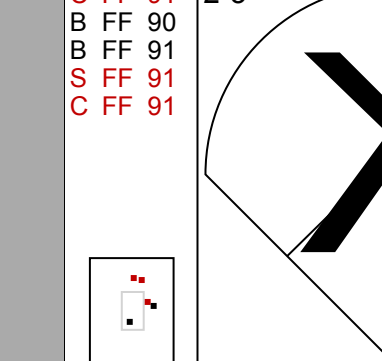
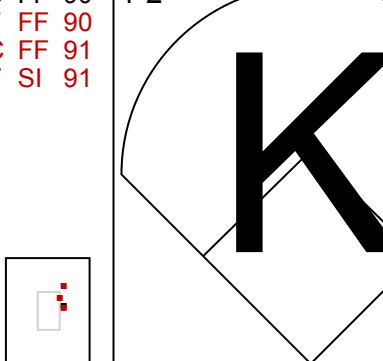

Batter	1	2	3	4	5	6	7	8	9	AB	R	H	RBI	BB	SO	LOB	BOTTOM
16 César Hernández, S OBP: 0.379, SLG: 0.372	K		G3-6			11 2B				3	1	1	0	0	1	1	New York Mets @ Philadelphia Phillies Citizens Bank Park, Philadelphia, PA Sat Sep 21 2013, 7:07 PM - 9:06 PM EDT Att: 36,650 - Cloudy - 77 F
11 Jimmy Rollins, S OBP: 0.321, SLG: 0.346	L8		K			26 2B 51 G5-3				3	1	1	1	0	1	0	
26 Chase Utley, L OBP: 0.344, SLG: 0.481	L6			F7		51 G5-3 9 WP 2B				3	1	1	0	0	0	0	
51 Carlos Ruiz, R OBP: 0.329, SLG: 0.382		G6-3		G5-3		G5-3				3	0	0	1	0	0	1	
9 Domonic Brown, L OBP: 0.322, SLG: 0.507		18 1B 25 SF8 1B		G4-3		P4				3	1	1	0	0	0	0	
18 Darin Ruf, R OBP: 0.358, SLG: 0.489		1B				P3				3	0	2	0	0	0	0	
25 Cody Asche, L OBP: 0.329, SLG: 0.437		SF8				L9				1	0	0	1	0	0	1	
15 John Mayberry Jr., R OBP: 0.287, SLG: 0.394		K				P5				2	0	0	0	0	1	2	
50 Tyler Cloyd, R ERA: 5.4	(1, 1)	6.0 W 24 7 4 4 3 0 0 0 0 0 1 56 84 6.00 1.167															
49 Ethan Martin, R ERA: 8.43	(6, 1)																
55 Joe Savery, L ERA: 3.86	(7, 1)																
Inning Stats	R: 0 E: 0 K: 1 S: 7	H: 2 LOB: 1 BB: 0 P: 22	R: 0 E: 0 K: 1 S: 7	H: 1 LOB: 0 BB: 0 P: 10	R: 0 E: 0 K: 0 S: 10	H: 0 LOB: 0 BB: 0 P: 16	R: 0 E: 0 K: 0 S: 6	H: 1 LOB: 1 BB: 0 P: 6	R: 3 E: 0 K: 0 S: 13	H: 3 LOB: 0 BB: 0 P: 23	R: 0 E: 0 K: 0 S: 0	H: 0 LOB: 0 BB: 0 P: 0	1B: 4 2B: 3 3B: 0 HR: 0	SF: 1 SAC: 0 DP: 1 HBP: 0	WP: 1 PA: 24 CS: 0		
PITCHER	IP WLS BF H R ER SO BB IBB HBP BLK WP HR S P ERA WHIP																

livebaseballscorecards.com



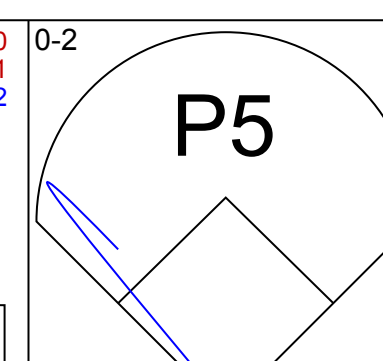
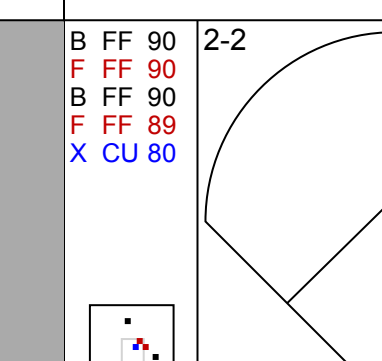
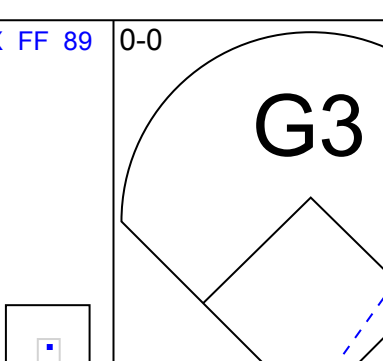
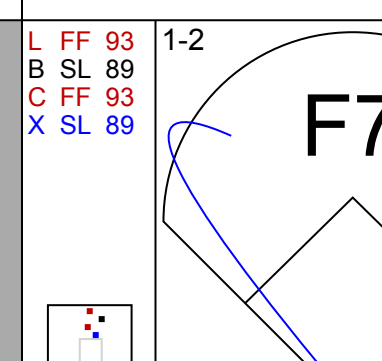
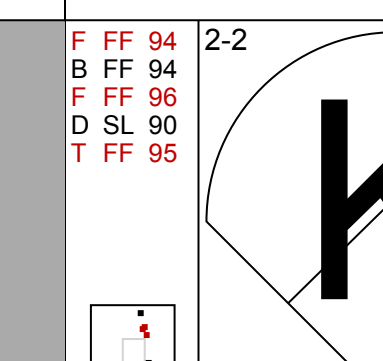
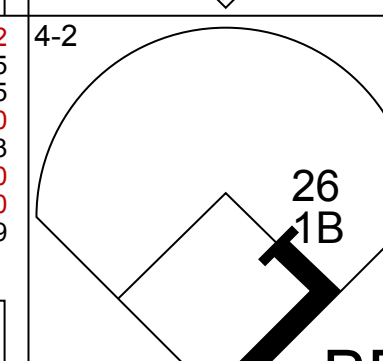
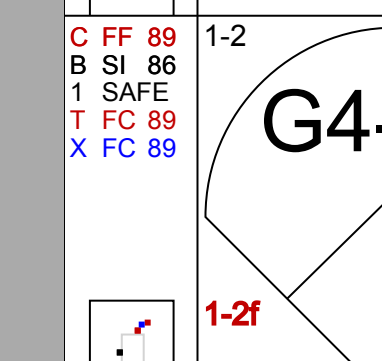
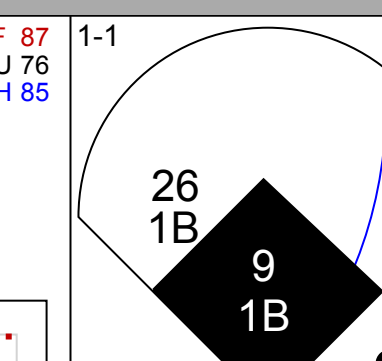

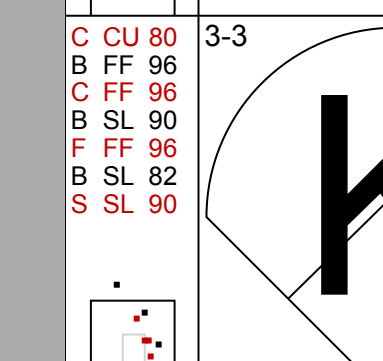
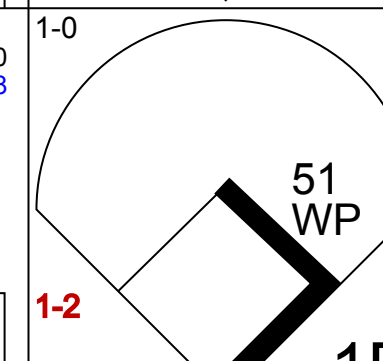
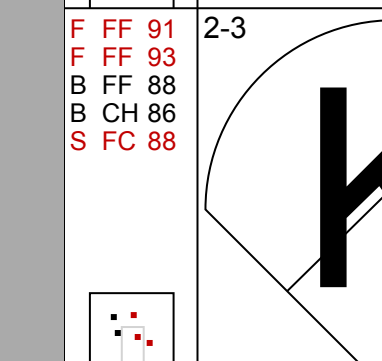
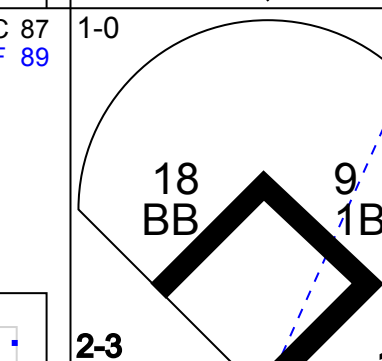
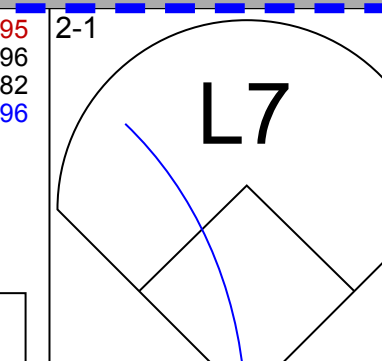
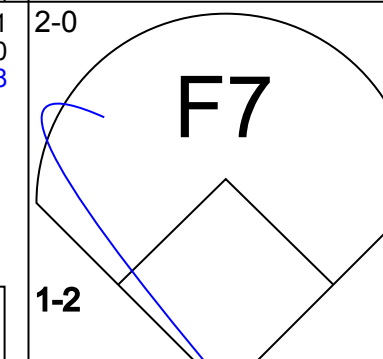

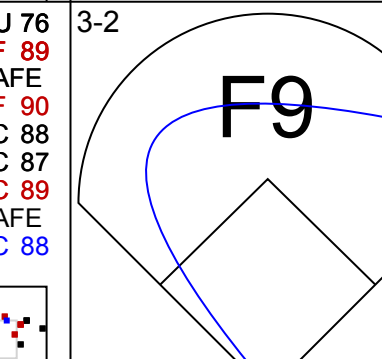
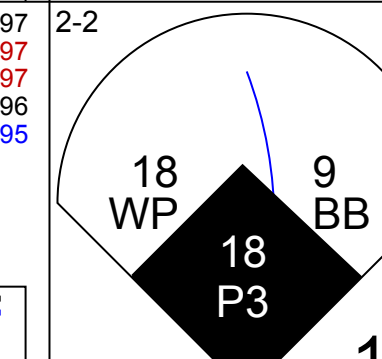

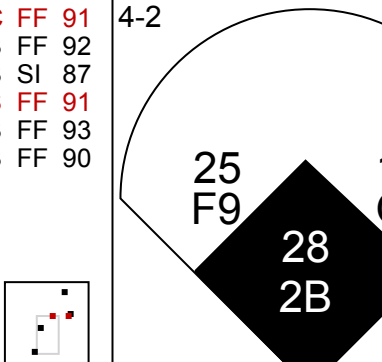

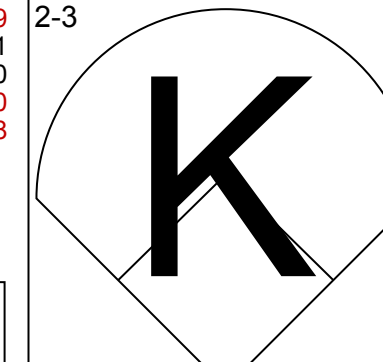
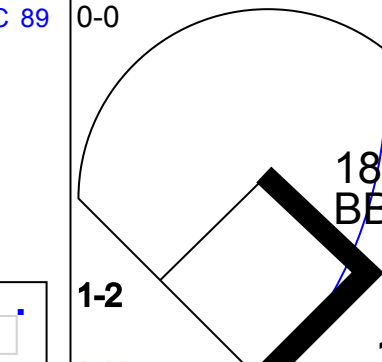
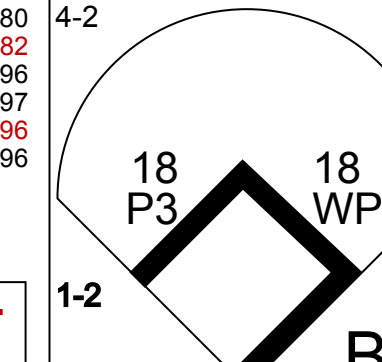
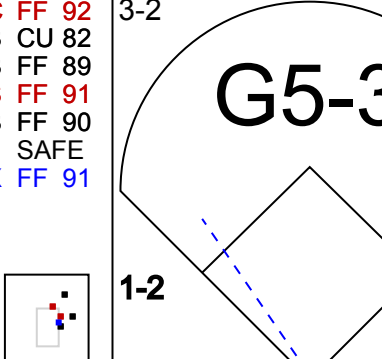
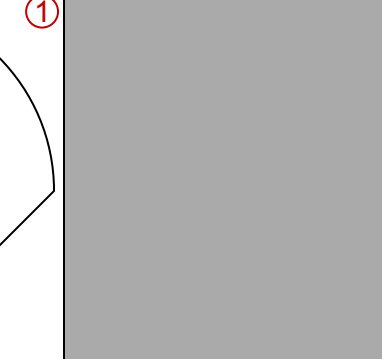
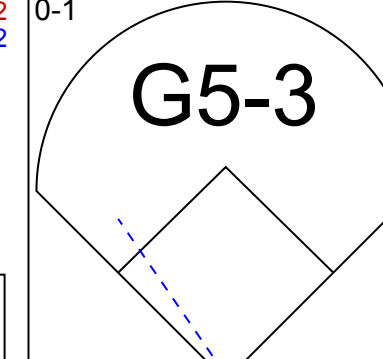
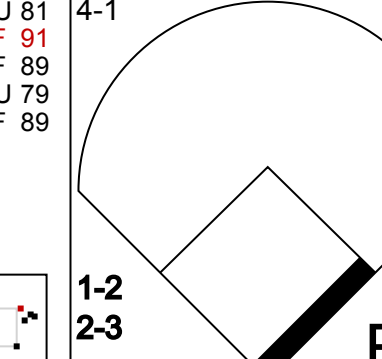
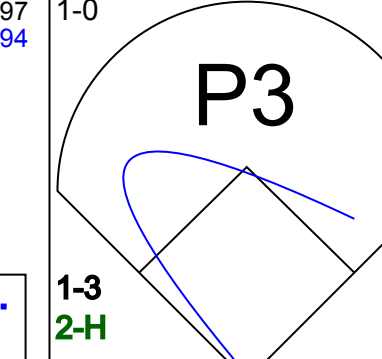
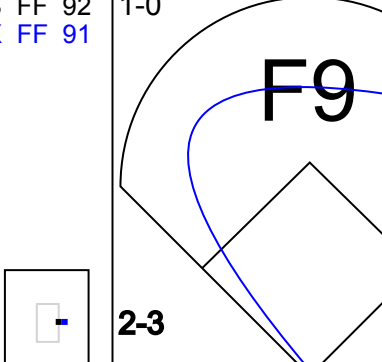
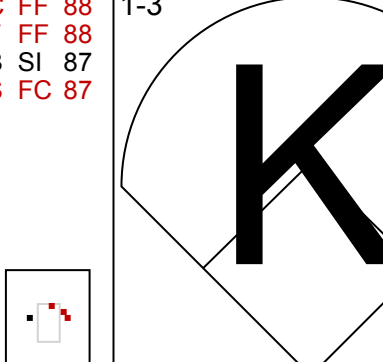

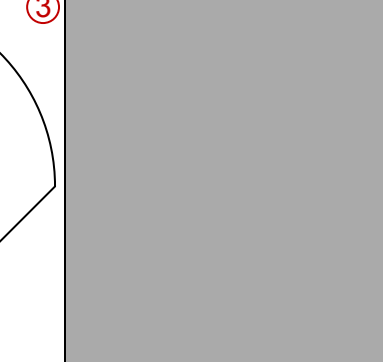
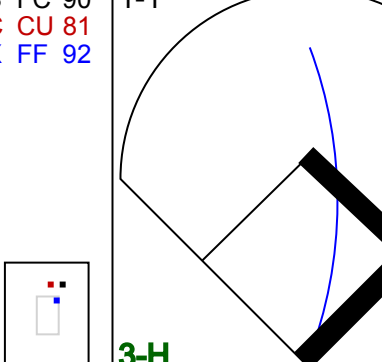
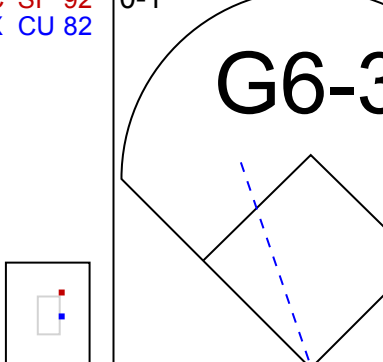

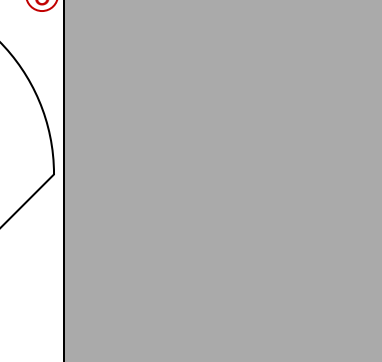
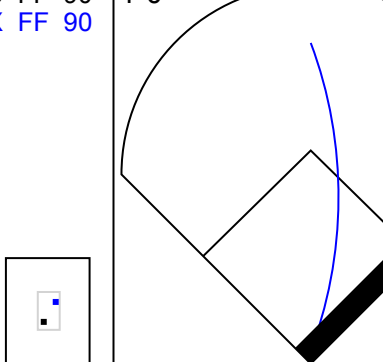
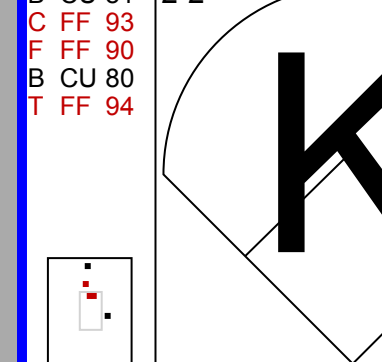
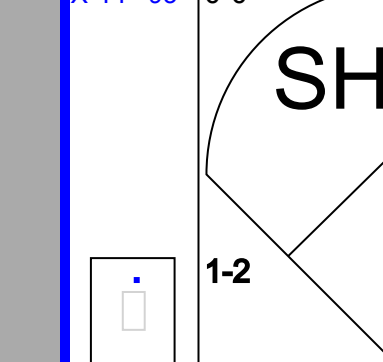
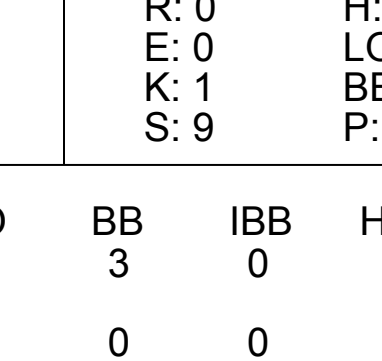
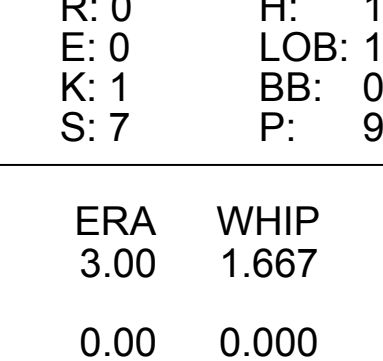
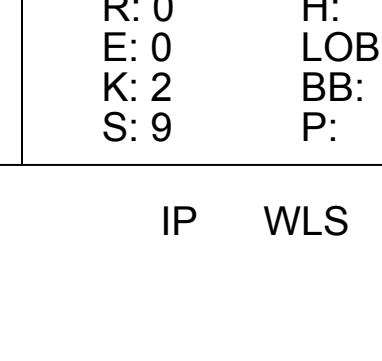
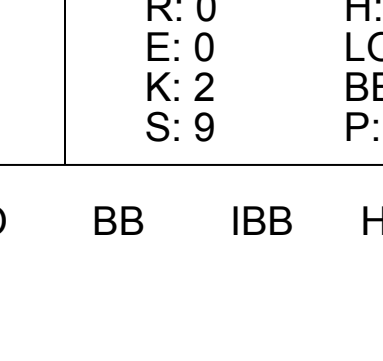
livebaseballscorecards.com



Batter	1	2	3	4	5	6	7	8	9	AB	R	H	RBI	BB	SO	LOB	TOP							
22 Eric Young Jr. S (1,7) OBP: 0.311, SLG: 0.338										5	1	2	0	0	1	2	New York Mets @ Philadelphia Phillies Citizens Bank Park, Philadelphia, PA Sun Sep 22 2013, 1:39 PM - 4:35 PM EDT Att: 44,398 - Partly Cloudy - 71 F							
4 Wilmer Flores R (1,5) OBP: 0.246, SLG: 0.295										5	0	1	0	0	3	2								
28 Daniel Murphy L (1,4) OBP: 0.317, SLG: 0.410										4	1	1	0	0	2	3								
30 Andrew Brown R (1,9) OBP: 0.286, SLG: 0.413										4	0	0	1	0	0	3								
38 Vic Black R (8,1)										0	0	0	0	0	0	0								
32 LaTroy Hawkins R (9,1)										0	0	0	0	0	0	0								
21 Lucas Duda L (1,3) OBP: 0.352, SLG: 0.421										3	0	0	0	1	2	1								
12 Juan Lagares R (1,8) OBP: 0.293, SLG: 0.370										4	1	3	1	0	0	0								
20 Anthony Recker R (1,2) OBP: 0.274, SLG: 0.402										4	1	2	0	0	0	2								
70 Wilfredo Tovar R (1,6) OBP: 0.500, SLG: 0.500										4	0	2	1	0	0	2								
52 Carlos Torres R (1,1) OBP: 0.133, SLG: 0.071										2	0	0	0	0	2	1								
13 Josh Satin R (7,PH) OBP: 0.374, SLG: 0.391										1	0	0	0	0	0	1								
50 Scott Atchison R (7,1)										0	0	0	0	0	0	0								
6 Matthew den Dekker L (8,9) OBP: 0.293, SLG: 0.302										1	0	0	0	0	1	1								
Inning Stats	R: 0 E: 0 K: 3 S: 9	H: 0 LOB: 0 BB: 0 P: 10	R: 0 E: 0 K: 0 S: 5	H: 0 LOB: 0 BB: 0 P: 9	R: 0 E: 0 K: 1 S: 8	H: 0 LOB: 0 BB: 0 P: 11	R: 1 E: 0 K: 2 S: 14	H: 2 LOB: 1 BB: 0 P: 16	R: 0 E: 0 K: 1 S: 10	H: 2 LOB: 1 BB: 0 P: 14	R: 0 E: 0 K: 0 S: 5	H: 1 LOB: 1 BB: 0 P: 7	R: 2 E: 1 K: 1 S: 15	H: 3 LOB: 1 BB: 0 P: 21	R: 1 E: 0 K: 1 S: 10	H: 2 LOB: 2 BB: 1 P: 19	R: 0 E: 0 K: 2 S: 10	H: 1 LOB: 1 BB: 0 P: 15	1B: 7 2B: 4 3B: 0 HR: 0	SF: 0 SAC: 0 DP: 1 HBP: 0	WP: 0 PB: 0 SB: 1 CS: 0	PA: 38		
PITCHER	IP WLS BF H R ER SO BB IBB HBP BLK WP HR S P ERA WHIP	IP WLS BF H R ER SO BB IBB HBP BLK WP HR S P ERA WHIP	IP WLS BF H R ER SO BB IBB HBP BLK WP HR S P ERA WHIP	IP WLS BF H R ER SO BB IBB HBP BLK WP HR S P ERA WHIP	IP WLS BF H R ER SO BB IBB HBP BLK WP HR S P ERA WHIP	IP WLS BF H R ER SO BB IBB HBP BLK WP HR S P ERA WHIP	IP WLS BF H R ER SO BB IBB HBP BLK WP HR S P ERA WHIP	IP WLS BF H R ER SO BB IBB HBP BLK WP HR S P ERA WHIP	IP WLS BF H R ER SO BB IBB HBP BLK WP HR S P ERA WHIP	IP WLS BF H R ER SO BB IBB HBP BLK WP HR S P ERA WHIP	IP WLS BF H R ER SO BB IBB HBP BLK WP HR S P ERA WHIP	IP WLS BF H R ER SO BB IBB HBP BLK WP HR S P ERA WHIP	IP WLS BF H R ER SO BB IBB HBP BLK WP HR S P ERA WHIP	IP WLS BF H R ER SO BB IBB HBP BLK WP HR S P ERA WHIP	IP WLS BF H R ER SO BB IBB HBP BLK WP HR S P ERA WHIP	IP WLS BF H R ER SO BB IBB HBP BLK WP HR S P ERA WHIP	IP WLS BF H R ER SO BB IBB HBP BLK WP HR S P ERA WHIP	IP WLS BF H R ER SO BB IBB HBP BLK WP HR S P ERA WHIP	IP WLS BF H R ER SO BB IBB HBP BLK WP HR S P ERA WHIP	IP WLS BF H R ER SO BB IBB HBP BLK WP HR S P ERA WHIP	IP WLS BF H R ER SO BB IBB HBP BLK WP HR S P ERA WHIP	IP WLS BF H R ER SO BB IBB HBP BLK WP HR S P ERA WHIP	IP WLS BF H R ER SO BB IBB HBP BLK WP HR S P ERA WHIP	IP WLS BF H R ER SO BB IBB HBP BLK WP HR S P ERA WHIP

AB	37
R	4
H	11
RBI	3
BB	1
SO	11
LOB	18



Batter	1	2	3	4	5	6	7	8	9	AB	R	H	RBI	BB	SO	LOB	BOTTOM							
16 César Hernández S (1,8) OBP: 0.370, SLG: 0.363										5	0	1	0	0	1	2	New York Mets @ Philadelphia Phillies Citizens Bank Park, Philadelphia, PA Sun Sep 22 2013, 1:39 PM - 4:35 PM EDT Att: 44,398 - Partly Cloudy - 71 F							
11 Jimmy Rollins S (1,6) OBP: 0.322, SLG: 0.347										4	1	1	0	1	2	2								
26 Chase Utley L (1,4) OBP: 0.345, SLG: 0.481										4	0	2	0	0	1	0								
51 Carlos Ruiz R (1,2) OBP: 0.328, SLG: 0.380										4	1	1	0	0	1	3								
9 Domonic Brown L (1,7) OBP: 0.326, SLG: 0.507										2	1	1	1	2	1	0								
18 Darin Ruf R (1,9) OBP: 0.397, SLG: 0.483										3	0	0	1	1	0	2								
25 Cody Asche L (1,5) OBP: 0.321, SLG: 0.425										4	0	0	0	0	3	5								
28 Kevin Frandsen R (1,3) OBP: 0.298, SLG: 0.350										4	0	2	1	0	0	3								
3 Roger Bernadina L (9,PR) OBP: 0.252, SLG: 0.350										0	0	0	0	0	0	0								
33 Cliff Lee L (1,1) OBP: 0.217, SLG: 0.241										2	0	1	0	0	1	1								
12 Pete Orr L (7,PH) OBP: 0.238, SLG: 0.158										1	0	0	0	0	1	0								
B.J. Rosenberg R (8,1)										0	0	0	0	0	0	0								
58 Jonathan Papelbon R (9,1)										0	0	0	0	0	0	0								
13 Freddy Galvis S (9,PH) OBP: 0.298, SLG: 0.397										0	0	0	0	0	0	0								
Inning Stats	R: 0 E: 0 K: 0 S: 9	H: 1 LOB: 1 BB: 1 P: 16	R: 1 E: 0 K: 1 S: 11	H: 1 LOB: 1 BB: 1 P: 20	R: 0 E: 0 K: 1 S: 9	H: 1 LOB: 0 BB: 0 P: 14	R: 0 E: 0 K: 2 S: 9	H: 0 LOB: 0 BB: 0 P: 12	R: 0 E: 0 K: 1 S: 7	H: 1 LOB: 1 BB: 0 P: 9	R: 1 E: 0 K: 1 S: 14	H: 3 LOB: 3 BB: 1 P: 24	R: 0 E: 0 K: 2 S: 9	H: 0 LOB: 0 BB: 0 P: 14	R: 1 E: 0 K: 1 S: 11	H: 1 LOB: 1 BB: 1 P: 21	R: 0 E: 0 K: 2 S: 9	H: 1 LOB: 1 BB: 0 P: 14	1B: 7 2B: 2 3B: 0 HR: 0	SF: 0 SAC: 1 DP: 1 HBP: 0	WP: 2 PB: 0 SB: 0 CS: 0	PA: 38		
PITCHER	IP WLS BF H R ER SO BB IBB HBP BLK WP HR S P ERA WHIP	IP WLS BF H R ER SO BB IBB HBP BLK WP HR S P ERA WHIP	IP WLS BF H R ER SO BB IBB HBP BLK WP HR S P ERA WHIP	IP WLS BF H R ER SO BB IBB HBP BLK WP HR S P ERA WHIP	IP WLS BF H R ER SO BB IBB HBP BLK WP HR S P ERA WHIP	IP WLS BF H R ER SO BB IBB HBP BLK WP HR S P ERA WHIP	IP WLS BF H R ER SO BB IBB HBP BLK WP HR S P ERA WHIP	IP WLS BF H R ER SO BB IBB HBP BLK WP HR S P ERA WHIP	IP WLS BF H R ER SO BB IBB HBP BLK WP HR S P ERA WHIP	IP WLS BF H R ER SO BB IBB HBP BLK WP HR S P ERA WHIP	IP WLS BF H R ER SO BB IBB HBP BLK WP HR S P ERA WHIP	IP WLS BF H R ER SO BB IBB HBP BLK WP HR S P ERA WHIP	IP WLS BF H R ER SO BB IBB HBP BLK WP HR S P ERA WHIP	IP WLS BF H R ER SO BB IBB HBP BLK WP HR S P ERA WHIP	IP WLS BF H R ER SO BB IBB HBP BLK WP HR S P ERA WHIP	IP WLS BF H R ER SO BB IBB HBP BLK WP HR S P ERA WHIP	IP WLS BF H R ER SO BB IBB HBP BLK WP HR S P ERA WHIP	IP WLS BF H R ER SO BB IBB HBP BLK WP HR S P ERA WHIP	IP WLS BF H R ER SO BB IBB HBP BLK WP HR S P ERA WHIP	IP WLS BF H R ER SO BB IBB HBP BLK WP HR S P ERA WHIP	IP WLS BF H R ER SO BB IBB HBP BLK WP HR S P ERA WHIP	IP WLS BF H R ER SO BB IBB HBP BLK WP HR S P ERA WHIP	IP WLS BF H R ER SO BB IBB HBP BLK WP HR S P ERA WHIP	IP WLS BF H R ER SO BB IBB HBP BLK WP HR S P ERA WHIP




Batter	1	2	3	4	5	6	7	8	9	AB	R	H	RBI	BB	SO	LOB	TOP			
16 César Hernández, S (1, 8) OBP: 0.365, SLG: 0.351	G3		K			F8		BB		3	0	0	0	1	1	1				
11 Jimmy Rollins, S (1, 6) OBP: 0.321, SLG: 0.348	K			G3-1		F8		F8		4	0	1	0	0	1	1				
26 Chase Utley, L (1, 4) OBP: 0.342, SLG: 0.477	G4-3			G3		G3-1			K	4	0	0	0	0	1	1				
51 Carlos Ruiz, R (1, 2)		F9		G5-3			G4-3		G5-3	4	0	0	0	0	0	0				
9 Dornic Brown, L (1, 7) OBP: 0.325, SLG: 0.505	F7			G4-3		G4-3		F7		4	0	1	0	0	0	0				
18 Darin Ruf, R (1, 3) (5, 9)	K			G5-3		G5-3		G4-3		4	0	1	0	0	1	1				
25 Cody Asche, L (1, 5)		F8					F7			2	0	0	0	1	0	1				
3 Roger Bernadina, L (1, 9) 30 Justin De Fratus, S (8, 1) 49 Ethan Martin, R (7, 1) 7 Michael Martinez, S (8, PH) B.J. Rosenberg, R (8, 1) 56 Cesar Jimenez, L (8, 1)						P5		K		2	0	1	0	0	0	0				
34 Roy Halladay, R (1, 1)								G5-3		0	0	0	0	0	0	0				
Luis Garcia, R (1, 1)										1	0	0	0	0	1	1				
55 Joe Savery, L (4, 1)										0	0	0	0	0	0	0				
2B Kevin Frandsen, R (5, 3) OBP: 0.296, SLG: 0.347										2	0	0	0	0	0	0				
Inning Stats	R: 0 E: 0 K: 1 S: 7	H: 0 LOB: 0 BB: 0 P: 10	R: 0 E: 0 K: 1 S: 7	H: 0 LOB: 0 BB: 0 P: 11	R: 0 E: 0 K: 2 S: 13	H: 1 LOB: 3 BB: 0 P: 18	R: 0 E: 0 K: 0 S: 7	H: 0 LOB: 0 BB: 0 P: 14	R: 0 E: 0 K: 0 S: 8	H: 1 LOB: 1 BB: 0 P: 15	R: 0 E: 0 K: 0 S: 7	H: 1 LOB: 0 BB: 0 P: 13	R: 0 E: 0 K: 1 S: 11	H: 0 LOB: 1 BB: 1 P: 17	R: 0 E: 0 K: 1 S: 8	H: 1 LOB: 0 BB: 0 P: 12	1B: 3 2B: 1 3B: 0 HR: 0	SF: 0 SAC: 0 DP: 0 HBP: 0	WP: 0 PB: 0 SB: 0 CS: 0	PA: 33
PITCHER	IP WLS BF H R ER SO BB IBB HBP BLK WP HR S P ERA WHIP																			
24 Nathan Eovaldi, R (1, 1) ERA: 3.5	7.2 W 28 3 0 0 5 2 0 0 0 0 0 0 64 109 0.00 0.652																			
40 Mike Dunn, L (8, 1) ERA: 2.71	0.1 H 1 0 0 0 0 0 0 0 0 0 0 0 3 3 0.00 0.000																			
31 Steve Cishek, R (9, 1) ERA: 2.43	1.0 4 1 0 0 1 0 0 0 0 0 0 0 8 12 0.00 1.000																			

Philadelphia Phillies @ Miami Marlins
Marlins Park, Miami, FL
Mon Sep 23 2013, 7:13 PM - 10:15 PM EDT
Att: 18,627 - Roof Closed - 77 F

livebaseballscorecards.com

AB 31
R 0
H 4
RBI 0
BB 2
SO 6
LOB 7




Batter	1	2	3	4	5	6	7	8	9	AB	R	H	RBI	BB	SO	LOB	BOTTOM			
17 Donovan Solano, R (1, 4) OBP: 0.309, SLG: 0.325	27 BB 21 BB 20 BB	G6-3		G6-3		K		27 BB 59 1B		4	1	1	1	1	1	2				
59 Ed Lucas, R (1, 3) OBP: 0.310, SLG: 0.336	P4		20 G5-3 21 1B		G5-3		K	27 BB		5	0	2	1	0	1	1				
21 Christian Yelich, L (1, 7) OBP: 0.363, SLG: 0.491	20 BB 27 BB		20 G5-3		K		20 S	SF8		3	0	2	1	1	1	0				
27 Giancarlo Stanton, R (1, 9) OBP: 0.371, SLG: 0.491	20 BB		K		20 1B		K			2	0	0	0	3	2	3				
20 Justin Ruggiano, R (1, 8) OBP: 0.297, SLG: 0.402	30 G4-6-3		G5-3		1B		P4	F8		4	0	1	1	1	0	6				
30 Placido Polanco, R (1, 5) OBP: 0.305, SLG: 0.295	G4-6-3				G6-3			6 S 17 1B		3	1	1	0	1	0	5				
3 Adeiny Hechavarria, R (1, 6) OBP: 0.269, SLG: 0.300	24 FC1-5		G5-3				24 SH2-4	F8		4	0	2	0	0	0	4				
6 Jeff Mathis, R (1, 2) OBP: 0.254, SLG: 0.288	L6				K		K	17 1B 29 BB 59 1B		3	1	0	0	1	2	2				
24 Nathan Eovaldi, R (1, 1) ERA: 6.83	FC1-5						SH2-4	59 1B 21 SF8		2	0	0	0	0	1	1				
40 Mike Dunn, L (8, 1) ERA: 3.99										0	0	0	0	0	0	0				
29 Greg Dobbs, L (8, PH) ERA: 4.0										0	1	0	0	1	0	0				
31 Steve Cishek, R (9, 1) ERA: 8.25										0	0	0	0	0	0	0				
Inning Stats	R: 1 E: 0 K: 0 S: 8	H: 0 LOB: 2 BB: 4 P: 28	R: 0 E: 0 K: 0 S: 8	H: 1 LOB: 1 BB: 0 P: 12	R: 0 E: 0 K: 1 S: 16	H: 2 LOB: 3 BB: 1 P: 25	R: 0 E: 0 K: 2 S: 9	H: 0 LOB: 0 BB: 0 P: 14	R: 0 E: 0 K: 1 S: 11	H: 1 LOB: 2 BB: 1 P: 19	R: 0 E: 0 K: 2 S: 10	H: 1 LOB: 1 BB: 0 P: 12	R: 0 E: 0 K: 2 S: 12	H: 1 LOB: 1 BB: 0 P: 20	R: 3 E: 0 K: 0 S: 23	H: 3 LOB: 3 BB: 3 P: 45	1B: 7 2B: 2 3B: 0 HR: 0	SF: 1 SAC: 1 DP: 1 HBP: 0	WP: 0 PB: 0 SB: 2 CS: 0	PA: 41
PITCHER	IP WLS BF H R ER SO BB IBB HBP BLK WP HR S P ERA WHIP																			
34 Roy Halladay, R (1, 1) ERA: 8.83	0.1 L 3 0 1 1 0 0 2 0 0 0 0 0 0 5 16 27.00 6.000																			
Luis Garcia, R (1, 1) ERA: 3.99	2.2 13 3 0 0 1 3 0 0 0 0 0 0 27 49 0.00 2.250																			
55 Joe Savery, L (4, 1) ERA: 4.0	1.2 5 0 0 0 3 0 0 0 0 0 0 0 14 21 0.00 0.000																			
30 Justin De Fratus, R (5, 1) ERA: 4.0	1.1 7 2 0 0 2 1 0 0 0 0 0 0 16 24 0.00 2.250																			
49 Ethan Martin, R (7, 1) ERA: 8.25	1.0 4 1 0 0 2 0 0 0 0 0 0 0 12 20 0.00 1.000																			
PITCHER	IP WLS BF H R ER SO BB IBB HBP BLK WP HR S P ERA WHIP																			
B.J. Rosenberg, R (8, 1) ERA: 5.09	0.1 6 3 3 3 0 2 0 0 0 0 0 0 3 3 0.00 15.000																			
56 Cesar Jimenez, L (8, 1) ERA: 2.35	0.2 3 0 0 0 0 1 0 0 0 0 0 0 4 13 0.00 1.500																			

Philadelphia Phillies @ Miami Marlins
Marlins Park, Miami, FL
Mon Sep 23 2013, 7:13 PM - 10:15 PM EDT
Att: 18,627 - Roof Closed - 77 F

livebaseballscorecards.com

AB 30
R 4
H 9
RBI 4
BB 9
SO 8
LOB 24



Batter	1	2	3	4	5	6	7	8	9	AB	R	H	RBI	BB	SO	LOB	TOP
16 César Hernández, S (1, 8) OBP: 0.352, SLG: 0.337	G1-6-3	G4-6-3			F7		K			4	0	0	0	0	1	2	
11 Jimmy Rollins, S (1, 6) OBP: 0.321, SLG: 0.349	BB		G4-3		G4-3			G4-3		4	1	1	0	0	0	0	
26 Chase Utley, L (1, 4) OBP: 0.346, SLG: 0.477	BB		BB		G4-3			BB		2	1	1	0	2	0	0	
9 Domico Brown, L (1, 7) OBP: 0.324, SLG: 0.502	BB		L9					F8		3	0	0	0	1	0	2	
18 Darin Ruf, R (1, 9) OBP: 0.357, SLG: 0.477	BB		FC4-6		F8			FC6-4		3	0	1	1	1	0	1	
28 Kevin Frandsen, R (1, 3) OBP: 0.293, SLG: 0.343	G6-3				FC4-6					3	0	0	1	0	0	4	
66 JC Ramirez, R (6, 1)										0	0	0	0	0	0	0	
63 Jake Diekman, R (8, 1)										0	0	0	0	0	0	0	
25 Cody Asche, L (9, PH) OBP: 0.319, SLG: 0.416										1	0	0	0	0	1	0	
58 Jonathan Papelbon, R (9, 1)										0	0	0	0	0	0	0	
13 Freddy Galvis, S (1, 5) OBP: 0.280, SLG: 0.389	G4-1				F7		K			4	0	0	0	0	1	2	
29 Cameron Rupp, R (1, 2) OBP: 0.250, SLG: 0.250					G5-3					4	0	1	0	0	1	0	
45 Zach Miner, R (1, 1) OBP: 0.200, SLG: 0.200										2	0	1	0	0	1	0	
40 Michael Stutes, R (5, 1)										0	0	0	0	0	0	0	
15 John Mayberry Jr., R (6, 9) OBP: 0.286, SLG: 0.393	BB						K			1	0	0	0	0	1	1	
Inning Stats	R: 2 H: 1 E: 0 K: 0 S: 12	H: 1 LOB: 2 BB: 3 P: 26	R: 0 H: 1 E: 0 K: 1 S: 11	H: 1 LOB: 0 BB: 0 P: 13	R: 0 H: 2 E: 0 K: 0 S: 14	H: 0 LOB: 0 BB: 0 P: 10	R: 0 H: 0 E: 0 K: 1 S: 7	H: 0 LOB: 0 BB: 0 P: 11	R: 0 H: 1 E: 0 K: 3 S: 12	H: 0 LOB: 1 BB: 0 P: 18	R: 0 H: 0 E: 0 K: 0 S: 11	H: 0 LOB: 0 BB: 0 P: 17	1B: 4 2B: 1 3B: 0 HR: 0	SF: 0 SAC: 0 DP: 1 HBP: 0	WP: 0 PB: 0 SB: 0 CS: 0	PA: 35	
PITCHER	IP: 7.0 WLS: L BF: 28 ERA: 2.57 WHIP: 1.143	H: 5 R: 2 ER: 2 SO: 5 BB: 3 IBB: 0 HBP: 0 BLK: 0 WP: 0 HR: 0 S: 70 P: 109	H: 2 R: 0 ER: 0 SO: 1 BB: 0 IBB: 0 HBP: 0 BLK: 0 WP: 0 HR: 0 S: 10 P: 19	H: 0 R: 0 ER: 0 SO: 0 BB: 0 IBB: 0 HBP: 0 BLK: 0 WP: 0 HR: 0 S: 13 P: 18	H: 0 R: 0 ER: 0 SO: 0 BB: 0 IBB: 0 HBP: 0 BLK: 0 WP: 0 HR: 0 S: 10 P: 18	H: 0 R: 0 ER: 0 SO: 0 BB: 0 IBB: 0 HBP: 0 BLK: 0 WP: 0 HR: 0 S: 10 P: 16	H: 0 R: 0 ER: 0 SO: 0 BB: 0 IBB: 0 HBP: 0 BLK: 0 WP: 0 HR: 0 S: 15 P: 25	H: 0 R: 0 ER: 0 SO: 0 BB: 0 IBB: 0 HBP: 0 BLK: 0 WP: 0 HR: 0 S: 14 P: 20	H: 0 R: 0 ER: 0 SO: 0 BB: 0 IBB: 0 HBP: 0 BLK: 0 WP: 0 HR: 0 S: 11 P: 18	H: 0 R: 0 ER: 0 SO: 0 BB: 0 IBB: 0 HBP: 0 BLK: 0 WP: 0 HR: 0 S: 11 P: 17	H: 0 R: 0 ER: 0 SO: 0 BB: 0 IBB: 0 HBP: 0 BLK: 0 WP: 0 HR: 0 S: 10 P: 19	H: 0 R: 0 ER: 0 SO: 0 BB: 0 IBB: 0 HBP: 0 BLK: 0 WP: 0 HR: 0 S: 10 P: 18	SF: 0 SAC: 0 DP: 1 HBP: 0	PA: 35			

Philadelphia Phillies @ Miami Marlins
Marlins Park, Miami, FL
Tue Sep 24 2013, 7:14 PM - 10:07 PM EDT
Att. 19,375 - Roof Closed - 78 F

AB	31
R	2
H	5
RBI	2
BB	4
SO	6
LOB	12



Batter	1	2	3	4	5	6	7	8	9	AB	R	H	RBI	BB	SO	LOB	BOTTOM			
17 Donovan Solano, R (1, 4) OBP: 0.306, SLG: 0.321	G4-3		F9		P3			F9		4	0	0	0	0	0	1				
59 Ed Lucas, R (1, 5) OBP: 0.313, SLG: 0.336	L9							BB		3	0	1	0	1	1	0				
21 Christian Yelich, L (1, 7) OBP: 0.362, SLG: 0.396	G6-3		G1-3					BB		4	0	1	0	0	1	3				
27 Giancarlo Stanton, R (1, 9) OBP: 0.370, SLG: 0.489	BB				G6-3			FC5-4		4	1	1	0	0	0	2				
20 Justin Ruggiano, R (1, 8) OBP: 0.299, SLG: 0.405	BB				FC5-4					4	0	2	1	0	0	1				
5 Logan Morrison, L (1, 3) OBP: 0.335, SLG: 0.382	G4-3									3	0	0	0	1	0	1				
3 Adeiny Hechavarría, R (1, 6) OBP: 0.269, SLG: 0.300	K				FC5-4					4	0	1	0	0	1	2				
6 Jeff Mathis, R (1, 2) OBP: 0.251, SLG: 0.284										3	0	0	0	0	3	2				
30 Plácido Polanco, R (9, PH) OBP: 0.309, SLG: 0.295										1	0	0	0	0	0	1				
37 Henderson Alvarez III, R (1, 1) ERA: 3.68										2	0	1	0	0	0	0				
9 Juan Pierre, L (7, PH) ERA: 0.266, SLG: 0.308										1	0	0	0	0	0	0				
43 Dan Jennings, L (8, 1)										0	0	0	0	0	0	0				
58 Ryan Webb, R (8, 1) ERA: 0.333, SLG: 0.333										0	0	0	0	0	0	0				
Inning Stats	R: 0 H: 0 E: 0 K: 0 S: 8	H: 2 LOB: 0 BB: 0 P: 13	R: 1 H: 2 E: 0 K: 1 S: 9	H: 2 LOB: 0 BB: 0 P: 14	R: 0 H: 1 E: 0 K: 1 S: 14	H: 1 LOB: 2 BB: 1 P: 26	R: 0 H: 0 E: 0 K: 1 S: 10	H: 0 LOB: 0 BB: 0 P: 23	R: 0 H: 1 E: 0 K: 0 S: 9	H: 1 LOB: 1 BB: 0 P: 16	R: 0 H: 0 E: 0 K: 1 S: 5	H: 0 LOB: 0 BB: 0 P: 9	R: 0 H: 1 E: 0 K: 1 S: 14	H: 1 LOB: 1 BB: 0 P: 20	R: 0 H: 1 E: 0 K: 0 S: 11	H: 1 LOB: 0 BB: 0 P: 18	1B: 5 2B: 2 3B: 0 HR: 0	SF: 0 SAC: 0 DP: 0 HBP: 0	WP: 0 PB: 0 SB: 1 CS: 0	PA: 35
PITCHER	IP: 4.0 WLS: W BF: 17 ERA: 4.86	H: 4 R: 1 ER: 1 SO: 3 BB: 2 IBB: 0 HBP: 0 BLK: 0 WP: 0 HR: 0 S: 41 P: 76	H: 1 R: 0 ER: 0 SO: 1 BB: 0 IBB: 0 HBP: 0 BLK: 0 WP: 0 HR: 0 S: 15 P: 25	H: 0 R: 0 ER: 0 SO: 0 BB: 0 IBB: 0 HBP: 0 BLK: 0 WP: 0 HR: 0 S: 14 P: 20	H: 0 R: 0 ER: 0 SO: 0 BB: 0 IBB: 0 HBP: 0 BLK: 0 WP: 0 HR: 0 S: 10 P: 18	H: 0 R: 0 ER: 0 SO: 0 BB: 0 IBB: 0 HBP: 0 BLK: 0 WP: 0 HR: 0 S: 14 P: 20	H: 0 R: 0 ER: 0 SO: 0 BB: 0 IBB: 0 HBP: 0 BLK: 0 WP: 0 HR: 0 S: 11 P: 18	H: 0 R: 0 ER: 0 SO: 0 BB: 0 IBB: 0 HBP: 0 BLK: 0 WP: 0 HR: 0 S: 11 P: 17	H: 0 R: 0 ER: 0 SO: 0 BB: 0 IBB: 0 HBP: 0 BLK: 0 WP: 0 HR: 0 S: 10 P: 19	H: 0 R: 0 ER: 0 SO: 0 BB: 0 IBB: 0 HBP: 0 BLK: 0 WP: 0 HR: 0 S: 10 P: 18	H: 0 R: 0 ER: 0 SO: 0 BB: 0 IBB: 0 HBP: 0 BLK: 0 WP: 0 HR: 0 S: 10 P: 19	H: 0 R: 0 ER: 0 SO: 0 BB: 0 IBB: 0 HBP: 0 BLK: 0 WP: 0 HR: 0 S: 10 P: 18	SF: 0 SAC: 0 DP: 0 HBP: 0	PA: 35						

Philadelphia Phillies @ Miami Marlins
Marlins Park, Miami, FL
Tue Sep 24 2013, 7:14 PM - 10:07 PM EDT
Att. 19,375 - Roof Closed - 78 F

AB	33
R	1
H	7
RBI	1
BB	2
SO	6
LOB	13



Batter	1	2	3	4	5	6	7	8	9	AB	R	H	RBI	BB	SO	LOB	TOP
16 César Hernández, S (1,8) OBP: 0.333, SLG: 0.318	E4 FC6-5 18 11B	G4-3			K		G1-3 1-2			4	0	0	0	0	1	3	Philadelphia Phillies @ Atlanta Braves Turner Field, Atlanta, GA Thu Sep 26 2013, 7:11 PM - 10:15 PM EDT Att: 27,858 - Partly Cloudy - 71 F
11 Jimmy Rollins, S (1,6) OBP: 0.321, SLG: 0.350	18 FC6-5 1B		18 G6-3 2B		1B		F9			4	0	3	0	0	0	0	
9 Dominic Brown, L (1,7) OBP: 0.323, SLG: 0.498	L8		L3		K			G3		4	0	0	0	0	1	5	
18 Darin Ruf, R (1,9) OBP: 0.354, SLG: 0.471	FC6-5 1-2 2-3		G6-3		K			G5-3		4	0	0	0	0	1	5	
28 Kevin Frandsen, R (1,3) OBP: 0.295, SLG: 0.341	G5-3		G1					G4-3 1B		4	0	1	0	0	0	3	
25 Cody Asche, L (1,5) OBP: 0.316, SLG: 0.409		13 G1-3 50 G5-3 31 1B			K			G5-3		4	1	1	0	0	1	1	
31 Erik Kratz, R (1,2) OBP: 0.276, SLG: 0.371		50 G5-3 13 G1-3 1B			F9			G6-3		4	0	2	0	0	0	0	
13 Freddy Galvis, S (1,4) OBP: 0.284, SLG: 0.388		G1-3			K			G4-3		4	0	0	0	0	1	3	
40 Tyler Clavin, R (1,1) 67 Mauricio Robles, L (2,1) 12 Patryk Chuziński, L (1,1) 55 Joe Savery, L (5,1) 30 Justin De Fratus, R (6,1) 16 Jairo Rodríguez, R (7,1) 66 JC Ramírez, R (7,1) B.J. Rosenberg, R (7,1) 29 Cameron Rupp, R (7,1)		G5-3						L9		1	0	0	0	0	0	1	
	R: 0 H: 1 E: 1 LOB: 2 K: 0 BB: 0 S: 8 P: 9	R: 0 H: 2 E: 0 LOB: 1 K: 0 BB: 0 S: 10 P: 17	R: 0 H: 1 E: 0 LOB: 1 K: 0 BB: 0 S: 8 P: 12	R: 0 H: 0 E: 0 LOB: 0 K: 2 BB: 0 S: 9 P: 13	R: 0 H: 2 E: 0 LOB: 2 K: 3 BB: 0 S: 14 P: 19	R: 0 H: 1 E: 0 LOB: 1 K: 0 BB: 0 S: 7 P: 12	R: 0 H: 1 E: 0 LOB: 0 K: 0 BB: 0 S: 6 P: 10	R: 0 H: 1 E: 0 LOB: 1 K: 0 BB: 0 S: 5 P: 10	R: 0 H: 0 E: 0 LOB: 0 K: 0 BB: 0 S: 5 P: 10	1B: 7 SF: 0 2B: 2 SAC: 0 3B: 0 DP: 0 HR: 0 HBP: 0	WP: 0 PA: 36 SB: 0 CS: 0						
PITCHER	IP WLS BF H R ER SO BB IBB HBP BLK WP HR S P ERA WHIP	PITCHER IP WLS BF H R ER SO BB IBB HBP BLK WP HR S P ERA WHIP															
62 David Hale, R (1,1) ERA: 0.82	6.0 W 26 7 1 1 5 0 0 0 0 0 0 0 56 82 1.50 1.167																
58 Alex Wood, L (7,1) ERA: 3.19	1.0 3 1 0 0 0 0 0 0 0 0 0 6 10 0.00 1.000																
20 Luis Ayala, R (8,1) ERA: 3.06	1.0 4 1 0 0 0 0 0 0 0 0 0 8 11 0.00 1.000																
43 Luis Avilán, L (9,1) ERA: 1.55	1.0 3 0 0 0 0 0 0 0 0 0 0 5 10 0.00 0.000																

Batter	1	2	3	4	5	6	7	8	9	AB	R	H	RBI	BB	SO	LOB	BOTTOM
22 Jason Heyward, L (1,8) OBP: 0.349, SLG: 0.435	HR	5 BB 24 2B	5 1B		30 G6-3 2B		30 BB 1B			5	2	5	1	0	0	0	Philadelphia Phillies @ Atlanta Braves Turner Field, Atlanta, GA Thu Sep 26 2013, 7:11 PM - 10:15 PM EDT Att: 27,858 - Partly Cloudy - 71 F
30 Elliot Johnson, S (1,4) OBP: 0.245, SLG: 0.271	5 2B 1B	5 BB 24 2B BB	G5-3		G6-3		BB			3	2	1	0	2	0	2	
5 Freddie Freeman, L (1,3) OBP: 0.396, SLG: 0.503	24 E 2B	24 2B BB			24 FC4-6 BB		K			3	1	2	1	2	1	2	
24 Evan Gattis, R (1,7) OBP: 0.287, SLG: 0.477	E8 23 2B 1B		G5-3		FC4-6			G5-3		5	1	2	3	0	0	4	
13 Jose Constanza, L (9,7) OBP: 0.207, SLG: 0.207								G5-3		0	0	0	0	0	0	0	
16 Brian McCann, L (1,2) OBP: 0.336, SLG: 0.461	K				23 F7 23 WP BB		P6			1	0	0	0	0	1	1	
11 Gerald Laird, R (2,PH) OBP: 0.338, SLG: 0.336		BB						G4-3		2	0	0	0	2	0	0	
23 Chris Johnson, R (1,5) OBP: 0.380, SLG: 0.456	19 G4-3 17 1B 2B				F7		K			5	1	1	1	0	3	4	
4 Paul Janish, R (9,5) OBP: 0.222, SLG: 0.220								K		0	0	0	0	0	0	0	
19 Andrelton Simmons, R (1,6) OBP: 0.293, SLG: 0.393	G4-3		P2		G6-3		F7			4	0	0	0	0	0	5	
17 Jordan Schafer, L (1,9) OBP: 0.331, SLG: 0.346					K			G1-3		4	0	1	1	0	2	4	
62 David Hale, R (1,1) ERA: 0.82	K							F7		3	0	0	0	0	3	1	
58 Alex Wood, R (7,1) ERA: 3.19										0	0	0	0	0	0	0	
7 Reed Johnson, R (7,PH) OBP: 0.315, SLG: 0.353										1	0	0	0	0	0	0	
20 Luis Ayala, R (8,1) ERA: 3.91										0	0	0	0	0	0	0	
43 Luis Avilán, L (9,1) ERA: 1.55										0	0	0	0	0	0	0	
	R: 5 H: 6 E: 1 LOB: 1 K: 2 BB: 0 S: 27 P: 40	R: 2 H: 2 E: 0 LOB: 3 K: 2 BB: 3 S: 22 P: 39	R: 0 H: 2 E: 0 LOB: 1 K: 1 BB: 0 S: 15 P: 23	R: 0 H: 0 E: 0 LOB: 1 K: 1 BB: 1 S: 14 P: 21	R: 0 H: 1 E: 0 LOB: 2 K: 1 BB: 1 S: 13 P: 21	R: 0 H: 0 E: 0 LOB: 0 K: 1 BB: 0 S: 11 P: 15	R: 0 H: 1 E: 0 LOB: 2 K: 1 BB: 1 S: 10 P: 18	R: 0 H: 0 E: 0 LOB: 0 K: 1 BB: 0 S: 7 P: 10	R: 0 H: 0 E: 0 LOB: 0 K: 1 BB: 0 S: 7 P: 10	1B: 5 SF: 0 2B: 6 SAC: 0 3B: 0 DP: 0 HR: 1 HBP: 0	WP: 1 PA: 42 SB: 0 CS: 0						
PITCHER	IP WLS BF H R ER SO BB IBB HBP BLK WP HR S P ERA WHIP	PITCHER IP WLS BF H R ER SO BB IBB HBP BLK WP HR S P ERA WHIP															
50 Tyler Clavin, R (1,1) ERA: 0.97	1.0 L 13 8 7 7 2 2 0 0 0 0 1 0 35 57 63.00 10.000																
67 Mauricio Robles, L (2,1) ERA: 1.93	3.0 13 2 0 0 4 2 0 0 0 0 0 43 66 0.00 1.333																
55 Joe Savery, L (5,1) ERA: 0.32	1.0 5 1 0 0 1 1 0 0 0 0 0 13 21 0.00 2.000																
30 Justin De Fratus, R (6,1) ERA: 3.91	1.0 3 0 0 0 1 0 0 0 0 0 0 11 15 0.00 0.000																
66 JC Ramirez, R (7,1) ERA: 7.46	1.0 5 1 0 0 1 1 0 0 0 0 0 10 18 0.00 2.000																



Batter	1	2	3	4	5	6	7	8	9	AB	R	H	RBI	BB	SO	LOB	TOP					
16 César Hernández, S (1, 8) OBP: 0.331, SLG: 0.315										4	0	1	0	0	1	0	Philadelphia Phillies @ Atlanta Braves Turner Field, Atlanta, GA Fri Sep 27 2013, 7:37 PM - 9:43 PM EDT Att: 38,711 - Clear - 71 F					
11 Jimmy Rollins, S (1, 6) OBP: 0.320, SLG: 0.349										3	0	0	0	0	1	0						
26 Chase Utley, L (1, 4) OBP: 0.349, SLG: 0.478										2	0	1	0	1	0	0						
51 Carlos Ruiz, R (1, 2)										2	0	0	0	1	1	2						
9 Domic Brown, L (1, 7)										3	0	0	0	0	0	1						
18 Darin Ruf, R (1, 3) OBP: 0.351, SLG: 0.466										3	0	0	0	0	2	0						
25 Cody Asche, L (1, 5) OBP: 0.310, SLG: 0.401										3	0	0	0	0	2	0						
3 Roger Bernadina, L (1, 9) OBP: 0.250, SLG: 0.296										3	0	0	0	0	0	0						
33 Cliff Lee, L (1, 1) OBP: 0.210, SLG: 0.233										2	0	0	0	0	1	0						
28 Kevin Frandsen, R (9, PH) OBP: 0.294, SLG: 0.340										1	0	0	0	0	1	0						
Inning Stats	R: 0 E: 0 K: 0 S: 9	H: 0 LOB: 0 BB: 0 P: 13	R: 0 E: 0 K: 1 S: 10	H: 0 LOB: 0 BB: 1 P: 18	R: 0 E: 0 K: 1 S: 5	H: 0 LOB: 1 BB: 0 P: 9	R: 0 E: 0 K: 2 S: 12	H: 0 LOB: 0 BB: 0 P: 18	R: 0 E: 0 K: 1 S: 6	H: 1 LOB: 0 BB: 0 P: 7	R: 0 E: 0 K: 0 S: 8	H: 1 LOB: 0 BB: 0 P: 14	R: 0 E: 0 K: 0 S: 8	H: 1 LOB: 0 BB: 0 P: 11	R: 0 E: 0 K: 2 S: 7	H: 0 LOB: 0 BB: 0 P: 11	R: 0 E: 0 K: 2 S: 7	H: 0 LOB: 0 BB: 0 P: 10	1B: 2 2B: 0 3B: 0 HR: 0	SF: 0 SAC: 0 DP: 2 HBP: 0	WP: 0 PB: 0 SB: 0 CS: 1	PA: 29
PITCHER	IP WLS BF H R ER SO BB IBB HBP BLK WP HR S P ERA WHIP																					
54 Kris Medlen, R (1, 1) ERA: 3.11	8.0 W 25 2 0 0 7 2 0 0 0 0 0 0 65 101 0.00 0.500																					
46 Craig Kimbrel, R (9, 1) ERA: 1.23	1.0 S 3 0 0 0 2 0 0 0 0 0 0 0 7 10 0.00 0.000																					

Batter	1	2	3	4	5	6	7	8	9	AB	R	H	RBI	BB	SO	LOB	BOTTOM	
22 Jason Heyward, L (1, 8) OBP: 0.347, SLG: 0.432										3	0	0	0	0	2	0	Philadelphia Phillies @ Atlanta Braves Turner Field, Atlanta, GA Fri Sep 27 2013, 7:37 PM - 9:43 PM EDT Att: 38,711 - Clear - 71 F	
7 Read Johnson, R (1, 7) OBP: 0.308, SLG: 0.344										3	0	0	0	0	1	0		
2 B.J. Upton, R (7, 8) OBP: 0.288, SLG: 0.289										0	0	0	0	0	0	0		
8 Justin Upton, R (1, 9) OBP: 0.351, SLG: 0.456										3	0	0	0	0	1	0		
5 Freddie Freeman, L (1, 3) OBP: 0.396, SLG: 0.502										3	0	1	0	0	2	0		
24 Evan Gattis, R (1, 2) OBP: 0.285, SLG: 0.472										3	0	0	0	0	2	1		
23 Chris Johnson, R (1, 5) OBP: 0.380, SLG: 0.461										3	1	1	1	0	1	1		
4 Paul Janish, R (9, 5) OBP: 0.222, SLG: 0.220										0	0	0	0	0	0	0		
19 Andrelton Simmons, R (1, 6) OBP: 0.293, SLG: 0.393										3	0	1	0	0	1	0		
26 Dan Uggla, R (1, 4) OBP: 0.306, SLG: 0.363										3	0	0	0	0	3	2		
54 Kris Medlen, S (1, 1) OBP: 0.217, SLG: 0.255										2	0	0	0	0	0	0		
30 Elliot Johnson, S (8, PH) OBP: 0.244, SLG: 0.270										1	0	0	0	0	0	0		
46 Craig Kimbrel, R (9, 1) ERA: 1.23										0	0	0	0	0	0	0		
Inning Stats	R: 0 E: 0 K: 0 S: 6	H: 2 LOB: 2 BB: 0 P: 8	R: 0 E: 0 K: 1 S: 7	H: 0 LOB: 0 BB: 0 P: 10	R: 0 E: 0 K: 3 S: 12	H: 0 LOB: 0 BB: 0 P: 15	R: 0 E: 0 K: 2 S: 7	H: 0 LOB: 0 BB: 0 P: 9	R: 0 E: 0 K: 1 S: 12	H: 0 LOB: 0 BB: 0 P: 20	R: 1 E: 0 K: 1 S: 8	H: 1 LOB: 0 BB: 0 P: 11	R: 0 E: 0 K: 1 S: 8	H: 1 LOB: 0 BB: 0 P: 11	1B: 2 2B: 0 3B: 0 HR: 1	SF: 0 SAC: 0 DP: 0 HBP: 0	WP: 0 PB: 0 SB: 0 CS: 0	PA: 27
PITCHER	IP WLS BF H R ER SO BB IBB HBP BLK WP HR S P ERA WHIP																	
33 Cliff Lee, L (1, 1) ERA: 2.87	8.0 L 27 3 1 1 13 0 0 0 0 0 1 80 111 1.12 0.375																	

