Philadelphia Phillies - 2014

Batter	1	2	3	4	5	6	7	8	9	AB	R	H	RBI	BB	SO	LOB
7 José Reyes, S (1, 6) 1 Jonathan Diaz, R (5, 6)	C X 0-1 ① F9	X 0-0 ③ G6-3		S S S 0-3 ③ K			X 0-0 ① SH1-3 2-3			3 0 0 0 0 1 1 0 0 0 0 0 0 0						
53 Melky Cabrera, S (1, 7) OBP: 0.667, SLG: 0.500 11 Kevin Pillar, R (5, 7)	X 0-0 ② G4-3		B B B B 4-0 19 BB 26 1B BB		X 0-0 19 G6-4-3 1B		S S S 0-3 ② K			2 1 1 0 1 0 0 1 0 0 0 0 1 1						
19 José Bautista, R (1, 9) OBP: 0.667, SLG: 2.000 8 Anthony Gose, L (5, 8)	B B X 2-0 HR		B B B B 4-0 13 WP 26 1B 13 G1-3 1-2 BB		X 0-0 ① ② G6-4-3 1-2f		B B B B 4-0 BB			2 2 1 1 1 0 1 0 0 0 0 1 0 0						
10 Edwin Encarnación, R (1, 3) OBP: 0.333, SLG: 0.333 16 Dan Johnson, L (5, 3)	X 0-0 1B		X 0-0 ① P2		C C C 0-3 ③ K		X 0-0 ③ L6			3 0 1 0 0 1 2 1 0 0 0 0 0 2						
26 Adam Lind, L (1, 10) OBP: 0.500, SLG: 0.500 18 Steve Tolleson, R (6, PH) (6, 10)	X 0-0 ③ F7		X 0-0 13 G1-3 13 WP 1-2 2-H 1B			X 0-0 ① F8				2 0 1 1 0 0 1 1 0 0 0 0 0 0						
13 Brett Lawrie, R (1, 5) OBP: 0.500, SLG: 1.000 66 Munenori Kawasaki, L (5, 5)		X 0-0 28 2B 2B	B X 1-0 ② G1-3 1-3 2-H			S S S 0-3 ② K				2 1 1 1 0 0 1 1 0 0 0 0 1 0						
28 Colby Rasmus, L (1, 8) OBP: 0.500, SLG: 1.000 14 Moisés Sierra, R (5, 9) OBP: 1.000, SLG: 3.000		X 0-0 2-H 2B	X 0-0 ③ P4			X 0-0 3B				2 0 1 1 0 0 1 1 0 1 0 0 0 0						
30 Dioner Navarro, S (1, 2) 22 Josh Thole, L (6, 2)		X 0-0 ① P6		C S S 0-3 ① K		X 0-0 ③ F8				3 0 0 0 0 1 2 0 0 0 0 0 0 0						
17 Ryan Goins, L (1, 4) 39 Chris Getz, L (5, 4) OBP: 1.000, SLG: 1.000		X 0-0 ② F8		X 0-0 ② G4-3			X 0-0 1 E5 SH1-3 1B			2 0 0 0 0 0 1 1 0 1 0 0 0 0						
Inning Stats	R: 1 H: 2 E: 0 LOB: 1 K: 0 BB: 0 S: 6 P: 8	R: 1 H: 2 E: 0 LOB: 1 K: 0 BB: 0 S: 5 P: 5	R: 2 H: 1 E: 0 LOB: 1 K: 0 BB: 2 S: 4 P: 13	R: 0 H: 0 E: 0 LOB: 0 K: 2 BB: 0 S: 7 P: 7	R: 0 H: 1 E: 0 LOB: 0 K: 1 BB: 0 S: 5 P: 5	R: 0 H: 1 E: 0 LOB: 1 K: 1 BB: 0 S: 6 P: 6	R: 0 H: 1 E: 1 LOB: 2 K: 1 BB: 1 S: 6 P: 10			1B: 4 SF: 0 2B: 2 SAC: 1 3B: 1 DP: 1 HR: 1 HBP: 0						

TOP

Toronto Blue Jays @ Philadelphia Phillies

Bright House Field, Clearwater, FL

Wed Feb 26 2014, 1:08 PM - 3:26 PM EST

Att. 5,156 - Cloudy - 75 F

livebaseballscorecards.com

AB	27
R	4
H	8
RBI	4
BB	3
SO	5
LOB	13

PITCHER		IP	WLS	BF	H	R	ER	SO	BB	IBB	HBP	BLK	WP	HR	S	P	ERA	WHIP
27 Roberto Hernandez, R ERA: 9.0	(1, 1)	2.0		10	4	2	2	0	0	0	0	0	0	1	11	13	9.00	2.000
48 Phillippe Aumont, R ERA: 18.0	(3, 1)	1.0	L	6	1	2	2	0	2	0	0	0	1	0	4	13	18.00	3.000
60 Jeff Manship, R ERA:	(4, 1)	2.0		6	1	0	0	3	0	0	0	0	0	0	12	12	0.00	0.500
59 Antonio Bastardo, L ERA:	(6, 1)	1.0		4	1	0	0	1	0	0	0	0	0	0	6	6	0.00	1.000
52 Kevin Munson, R ERA:	(7, 1)	1.0		5	1	0	0	1	1	0	0	0	0	0	6	10	0.00	2.000

PITCHER	IP	WLS	BF	H	R	ER	SO	BB	IBB	HBP	BLK	WP	HR	S	P	ERA	WHIP

Batter	1	2	3	4	5	6	7	8	9	AB	R	H	RBI	BB	SO	LOB
2 Ben Revere, L (1, 8) OBP: 0.500, SLG: 0.500 19 Tony Gwynn Jr., L (5, 8)	x 0-0 11 WP 6 1B 1B	x 0-0 ② B1			B B B B 4-0 7 2B BB					2 1 1 0 0 0 0 0 1 0 0 1 0 0						
11 Jimmy Rollins, S (1, 6) 7 Ronny Cedeno, R (5, 6) OBP: 1.000, SLG: 2.000	B B B B 4-0 6 1B 3 1B 1-2 BB	x 0-0 ③ F8			x 0-0 1-H 2B					1 1 0 0 1 0 0 1 0 1 1 0 0 0						
26 Chase Utley, L (1, 4) 28 Kevin Frandsen, R (5, 4)	S S S 0-3 ① K		x 0-0 ① G4-3		x 0-0 ② G5-3					2 0 0 0 0 1 2 1 0 0 0 0 0 1						
6 Ryan Howard, L (1, 3) OBP: 0.500, SLG: 0.500 18 Darin Ruf, R (5, 3)	x 0-0 9 1B 3 1B 1-3 2-H 1B		x 0-0 ② F7		B B B B 4-0 BB					2 0 1 1 0 0 0 0 0 0 0 1 0 0						
3 Marlon Byrd, R (1, 9) OBP: 0.500, SLG: 0.500 24 Clete Thomas, L (5, 9)	x 0-0 9 1B 1-2 3-H 1B		S S S 0-3 ③ K		S S S 0-3 ③ K					2 0 1 1 0 1 0 1 0 0 0 0 1 2						
53 Bobby Abreu, L (1, 10) 66 Andrés Blanco, S (6, PR) (7, 10)	S S S 0-3 ② K		B B B 4-0 9 G4-6-3 BB		B B B 4-0 74 FC6-4 BB					1 0 0 0 2 1 2 0 0 0 0 0 0 0						
9 Domonic Brown, L (1, 7) OBP: 0.333, SLG: 0.333 65 Leandro Castro, R (7, 7)	x 0-0 1-2 2-3 1B		x 0-0 ① ② G4-6-3 1-2f		C C C 0-3 ① K					3 0 1 0 0 1 2 0 0 0 0 0 0 0						
51 Carlos Ruiz, R (1, 2) 29 Cameron Rupp, R (5, 2)	S S S 0-3 ③ K		x 0-0 ③ G6-3		C C C 0-3 ② K					2 0 0 0 0 1 3 1 0 0 0 0 1 1						
25 Cody Asche, L (1, 5) 74 Maikel Franco, R (6, PH) (7, 5)		x 0-0 ① G3			C C C 0-3 ① K	x 0-0 ③ FC6-4 1-2f				2 0 0 0 0 1 0 1 0 0 0 0 0 1						
Inning Stats	R: 2 H: 4 E: 0 LOB: 3 K: 3 BB: 1 S: 13 P: 17	R: 0 H: 0 E: 0 LOB: 0 K: 0 BB: 0 S: 3 P: 3	R: 0 H: 0 E: 0 LOB: 0 K: 1 BB: 0 S: 5 P: 5	R: 0 H: 0 E: 0 LOB: 0 K: 0 BB: 1 S: 2 P: 6	R: 1 H: 1 E: 0 LOB: 2 K: 2 BB: 2 S: 8 P: 16	R: 0 H: 0 E: 0 LOB: 1 K: 2 BB: 1 S: 7 P: 11				1B: 4 SF: 0 2B: 1 SAC: 0 3B: 0 DP: 1 HR: 0 HBP: 0						

PITCHER		IP	WLS	BF	H	R	ER	SO	BB	IBB	HBP	BLK	WP	HR	S	P	ERA	WHIP
48 J.A. Happ, L ERA: 18.0	(1, 1)	1.0		8	4	2	2	3	1	0	0	0	1	0	13	17	18.00	5.000
58 Todd Redmond, R ERA:	(2, 1)	2.0	W	6	0	0	0	1	0	0	0	0	0	0	8	8	0.00	0.000
4 Kyle Drabek, R ERA: 5.4	(4, 1)	1.2	H	8	1	1	1	1	3	0	0	0	0	0	7	19	5.40	2.400
45 Neil Wagner, R ERA:	(5, 1)	1.0	H	4	0	0	0	3	1	0	0	0	0	0	9	13	0.00	1.000
64 Chad Jenkins, R ERA:	(6, 1)	0.1	S	1	0	0	0	0	0	0	0	0	0	0	1	1	0.00	0.000

PITCHER	IP	WLS	BF	H	R	ER	SO	BB	IBB	HBP	BLK	WP	HR	S	P	ERA	WHIP

BOTTOM

Toronto Blue Jays @ Philadelphia Phillies

Bright House Field, Clearwater, FL

Wed Feb 26 2014, 1:08 PM - 3:26 PM EST

Att. 5,156 - Cloudy - 75 F

livebaseballscorecards.com

AB	22
R	3
H	5
RBI	3
BB	5
SO	8
LOB	14

1B: 4 SF: 0
2B: 1 SAC: 0
3B: 0 DP: 1
HR: 0 HBP: 0

WP: 1 PA: 27
PB: 0
SB: 0
CS: 0

Philadelphia Phillies @ Toronto Blue Jays

Florida Auto Exchange Stadium, Dunedin, FL

Thu Feb 27 2014, 1:09 PM - 4:00 PM EST

Att. 3,851 - Cloudy - 57 F

TOP

livebaseballscorecards.com

Batter	1	2	3	4	5	6	7	8	9	AB	R	H	RBI	BB	SO	LOB
2 Ben Revere, L (1, 8) OBP: 0.667, SLG: 0.667	0-0 53 E 74 PB 53 FC6 1B	0-0 ② L6		0-0 1B			0-0 13 L6-3 1B	0-0 ②③ L4-6 2-2		4	1	3	0	0	0	1
64 Tyson Gillies, L (7, PR) (7, 8)										1	0	0	0	0	0	3
13 Freddy Galvis, S (1, 6)	0-0 ① F7	0-3 ③ K		0-0 ③ G4-3			0-0 ①② L6-3 1-1		0-0 ① G6-3	4	0	0	0	0	1	4
66 Andrés Blanco, S (7, 6)										1	0	0	0	0	0	0
53 Bobby Abreu, L (1, 10)	0-0 FC6 74 PB 18 BB 1-3		BBBB 4-0 18 HR BB		0-0 ① F7		BBBB 4-0 BB		CCC 0-3 ② K	2	1	0	0	2	0	1
65 Leandro Castro, R (7, PR) (7, 10)										1	0	0	0	0	1	0
18 Darin Ruf, R (1, 7) OBP: 0.600, SLG: 1.333	BBBB 4-0 74 PB 1-2 BB		0-0 1-H HR		0-0 ② F8		0-0 ③ G6-3		SSS 0-3 ③ K	3	1	1	2	1	0	1
80 Zach Collier, L (7, 7)										1	0	0	0	0	1	0
74 Maikel Franco, R (1, 3)	BBBB 4-0 1-2 2-3 3-H BB		0-0 ① F8		0-0 ③ F8			0-0 E5 72 HBP 17 BB 73 E		3	1	0	0	1	0	0
28 Kevin Frandsen, R (1, 4)	CFS 0-3 ② K		0-0 ② G5-3			0-0 ① F9		0-0 ① F8		3	0	0	0	0	1	3
7 Ronny Cedeno, R (6, 4) OBP: 0.500, SLG: 1.000										1	0	0	0	0	0	1
25 Cody Asche, L (1, 5)	0-0 ③ G4-3		SSS 0-3 ③ K			0-0 ② G1-3		BBBB 4-0 73 E 72 HBP 1-2 BB		3	0	0	0	0	1	3
17 Reid Brignac, L (6, 5)										0	0	0	0	1	0	0
15 John Mayberry Jr., R (1, 9) OBP: 0.667, SLG: 1.667		0-0 21 G3-1 21 S 1B		0-0 ① G6-3		0-0 HR		BH 2-0 64 L4-6 73 E 1-2 2-3 HBP		3	1	2	1	0	0	0
72 Kelly Dugan, L (6, 9)										0	0	0	0	0	0	0
21 Wil Nieves, R (1, 2)	B 1-0 ① G3-1 1-3			0-0 ② G5-3		0-0 ③ G6-3		0-0 E3 1-2 2-3 3-H		3	0	0	0	0	0	1
73 Tommy Joseph, R (6, 2)										1	0	0	1	0	0	2
Inning Stats	R: 1 E: 1 K: 1 S: 7 H: 1 LOB: 3 BB: 2 P: 15	R: 0 E: 0 K: 1 S: 6 H: 1 LOB: 1 BB: 0 P: 7	R: 2 E: 0 K: 1 S: 6 H: 1 LOB: 1 BB: 1 P: 10	R: 0 E: 0 K: 0 S: 4 H: 1 LOB: 1 BB: 0 P: 4	R: 0 E: 0 K: 0 S: 3 H: 0 LOB: 0 BB: 0 P: 3	R: 1 E: 0 K: 0 S: 4 H: 1 LOB: 0 BB: 0 P: 4	R: 0 E: 0 K: 0 S: 3 H: 1 LOB: 1 BB: 1 P: 7	R: 1 E: 2 K: 0 S: 4 H: 0 LOB: 2 BB: 1 P: 10	R: 0 E: 0 K: 2 S: 7 H: 0 LOB: 0 BB: 0 P: 7	1B: 4 2B: 2 3B: 0 HR: 2 SF: 0 SAC: 0 DP: 2 HBP: 1							

	AB	34
	R	5
	H	6
	RBI	4
	BB	5
	SO	5
	LOB	20

WP: 0 PB: 1 SB: 1 CS: 0 PA: 40

PITCHER	IP	WLS	BF	H	R	ER	SO	BB	IBB	HBP	BLK	WP	HR	S	P	ERA	WHIP
43 R.A. Dickey, R (1, 1) ERA:	2.0		11	2	1	0	2	2	0	0	0	0	0	13	22	0.00	2.000
32 Esmil Rogers, R (3, 1) ERA: 18.0	1.0		5	1	2	2	1	1	0	0	0	0	1	6	10	18.00	2.000
27 Brett Cecil, L (4, 1) ERA:	1.0	W	4	1	0	0	0	0	0	0	0	0	0	4	4	0.00	1.000
29 Dustin McGowan, R (5, 1) ERA:	1.0	H	3	0	0	0	0	0	0	0	0	0	0	3	3	0.00	0.000
62 Aaron Loup, L (6, 1) ERA: 9.0	1.0		4	1	1	1	0	0	0	0	0	0	1	4	4	9.00	1.000

PITCHER	IP	WLS	BF	H	R	ER	SO	BB	IBB	HBP	BLK	WP	HR	S	P	ERA	WHIP
33 Jeremy Jeffress, R (7, 1) ERA:	1.0	H	4	1	0	0	0	1	0	0	0	0	0	3	7	0.00	2.000
59 Rob Rasmussen, L (8, 1) ERA:	1.0	H	6	0	1	0	0	1	0	1	0	0	0	4	10	0.00	1.000
67 Marcus Walden, R (9, 1) ERA:	1.0	S	3	0	0	0	2	0	0	0	0	0	0	7	7	0.00	0.000

BOTTOM

Philadelphia Phillies @ Toronto Blue Jays

Florida Auto Exchange Stadium, Dunedin, FL

Thu Feb 27 2014, 1:09 PM - 4:00 PM EST

Att. 3,851 - Cloudy - 57 F

livebaseballscorecards.com

Batter	1	2	3	4	5	6	7	8	9	AB	R	H	RBI	BB	SO	LOB
7 José Reyes, S (1, 6) OBP: 0.167, SLG: 0.167 1 Jonathan Diaz, R (5, PH) (6, 6)	F9		G3	1-2 3-H 1B	FC6-4 1-2f			G4-3		3 2	0 0	1 0	1 0	0 0	0 0	0 3
14 Moisés Sierra, R (1, 9) OBP: 0.400, SLG: 1.000 69 Ricardo Nanita, L (7, 9)	19 2B 2B		E3 19 2B	G4-3		K				4 0	2 0	1 0	0 0	0 0	1 0	2 0
19 José Bautista, R (1, 10) OBP: 0.833, SLG: 2.000 72 Kevin Nolan, R (5, PR) (6, 10) 6 A.J. Jimenez, R (6, PH) (7, 10)	2-H 2B		1-H 2B		BBB 10 1B 13 2B BB	G4-3				2 0 1	0 1 0	2 0 0	2 0 0	1 0 0	0 0 0	0 0 0
10 Edwin Encarnación, R (1, 3) OBP: 0.333, SLG: 0.333 49 Andy LaRoche, R (5, PR) (6, 3)	K		CCC K		13 2B 53 2B 1B 1-2	F8				3 1	0 1	1 0	0 0	0 0	2 0	2 0
13 Brett Lawrie, R (1, 5) OBP: 0.600, SLG: 1.000 38 Jared Goedert, R (5, PR) (6, 5)	G6-3			53 FC6-4 1B	53 2B 1-3 2-H 2B		F7			3 1	0 1	2 0	1 0	0 0	0 0	1 0
53 Melky Cabrera, S (1, 7) OBP: 0.500, SLG: 0.600 11 Kevin Pillar, R (5, PR) (6, 7)		CCC K		FC6-4 31 F9 3 1B 71 1B 1-2f	39 G4-3 2B 2-H 3-H		G4-3			3 1	1 0	1 0	2 0	0 0	1 0	1 0
3 Maicer Izturis, S (1, 4) OBP: 0.500, SLG: 0.500 39 Chris Getz, L (5, PH) OBP: 0.333, SLG: 0.333 (6, 4)	G4-3			71 1B 7 1B 1B 1-2	G4-3 2-3		L9			2 2	1 0	1 0	0 0	0 0	0 2	0 0
31 Erik Kratz, R (1, 2) 22 Josh Thole, L (6, 2)		CCC K		F9 2-3	E2 1 FC6-4			G6-3		3 1	0 0	0 0	0 0	0 0	1 0	5 0
71 Kenny Wilson, R (1, 8) OBP: 0.500, SLG: 0.500 8 Anthony Gose, L (5, PH) (6, 8)			G6-3	7 1B 1-3 3-H 1B	P6			K		2 2	0 0	1 0	1 0	0 0	0 1	0 3
Inning Stats	R: 1 E: 0 K: 1 S: 7 H: 2 LOB: 1 BB: 0 P: 7	R: 0 E: 0 K: 2 S: 7 H: 0 LOB: 0 BB: 0 P: 7	R: 1 E: 1 K: 1 S: 7 H: 1 LOB: 1 BB: 0 P: 7	R: 2 E: 0 K: 0 S: 7 H: 4 LOB: 2 BB: 0 P: 7	R: 3 E: 1 K: 0 S: 7 H: 3 LOB: 3 BB: 1 P: 11	R: 0 E: 0 K: 1 S: 5 H: 0 LOB: 0 BB: 0 P: 5	R: 0 E: 0 K: 0 S: 3 H: 0 LOB: 0 BB: 0 P: 3	R: 0 E: 0 K: 1 S: 5 H: 0 LOB: 0 BB: 0 P: 5		1B: 5 2B: 5 3B: 0 HR: 0	SF: 0 SAC: 0 DP: 0 HBP: 0					PA: 37 WP: 0 PB: 0 SB: 0 CS: 0	

PITCHER		IP	WLS	BF	H	R	ER	SO	BB	IBB	HBP	BLK	WP	HR	S	P	ERA	WHIP
33 Cliff Lee, L ERA: 4.5	(1, 1)	2.0		8	2	1	1	3	0	0	0	0	0	0	14	14	4.50	1.000
31 Brad Lincoln, R ERA:	(3, 1)	1.0	H	5	1	1	0	1	0	0	0	0	0	0	7	7	0.00	1.000
63 Jake Diekman, L ERA: 18.0	(4, 1)	1.0	L	7	4	2	2	0	0	0	0	0	0	0	7	7	18.00	4.000
49 Ethan Martin, R ERA:	(5, 1)	0.0		4	3	3	3	0	1	0	0	0	0	0	3	7	∞	∞
40 Michael Stutes, R ERA:	(5, 1)	1.0		4	0	0	0	0	0	0	0	0	0	0	4	4	0.00	0.000

PITCHER		IP	WLS	BF	H	R	ER	SO	BB	IBB	HBP	BLK	WP	HR	S	P	ERA	WHIP
77 Mario Hollands, L ERA:	(6, 1)	1.0		3	0	0	0	1	0	0	0	0	0	0	5	5	0.00	0.000
39 B.J. Rosenberg, R ERA:	(7, 1)	2.0		6	0	0	0	1	0	0	0	0	0	0	8	8	0.00	0.000

AB	36
R	7
H	10
RBI	7
BB	1
SO	6
LOB	19

Batter	1	2	3	4	5	6	7	8	9	AB	R	H	RBI	BB	SO	LOB
26 Hernán Pérez, R (1, 6) OBP: 0.222, SLG: 0.222	G5-3	F9			G4-3	G1-3			K	4	0	0	0	0	0	2
13 Dixon Machado, R (7, 6)										1	0	0	0	0	1	2
12 Andy Dirks, L (1, 7) OBP: 0.167, SLG: 0.167	14 BB, 28 BB, 9 2B, 1B	G3 1-2			F7		K		K	3	1	1	0	0	0	1
34 Daniel Fields, L (6, 7) OBP: 0.400, SLG: 0.250										2	0	0	0	0	2	2
28 Jordan Lennerton, L (1, 3) OBP: 0.375, SLG: 0.286	14 BB, 9 2B 1-2 BB		K		G4-3		G5-3		K	2	1	0	0	1	1	0
29 Dominic Ficociello, S (7, PH) (7, 3)										2	0	0	0	0	1	2
14 Austin Jackson, R (1, 8) OBP: 0.667, SLG: 0.600	9 2B 1-2 2-3 BB		F8			72 E, 9 2B, 1B	F9			2	2	1	0	1	0	0
1 Austin Schotts, R (6, 8)										1	0	0	0	0	0	0
72 Tyler Collins, L (1, 9) OBP: 0.200, SLG: 0.200	K		K			E6 9 2B 1-3 63 G5-3		F9		3	1	0	0	0	2	4
28 Raph Rhymes, R (7, 9)										1	0	0	0	0	0	0
9 Nick Castellanos, R (1, 5) OBP: 0.500, SLG: 0.833	1-H 2-H 3-H 2B			K		63 G5-3, 68 SF8 1-3 3-H 2B		K		3	1	2	4	0	1	0
22 Wade Gaynor, R (7, 5)										1	0	0	0	0	1	0
63 Trevor Crowe, S (1, 10)	K			P3		G5-3 2-3 3-H		F8		3	0	0	1	0	1	2
9 Jason Krizan, L (8, PH) (8, 10)										1	0	0	0	0	0	0
68 Luis Exposito, R (1, 2)		BB 12 WP		HBP		SF8 3-H			1B	0	0	0	1	1	0	0
71 James McCann, R (6, 2) OBP: 0.250, SLG: 0.250										1	0	1	0	0	0	0
74 Devon Travis, R (1, 4) OBP: 0.400, SLG: 0.400		K		P4		1B			1-2 1B	3	0	1	0	0	1	2
Kevin Russo, R (7, 4) OBP: 1.000, SLG: 1.000										1	0	1	0	0	0	0
Inning Stats	R: 3 E: 0 K: 2 S: 9 H: 2 LOB: 1 BB: 2 P: 17	R: 0 E: 0 K: 1 S: 5 H: 0 LOB: 1 BB: 1 P: 10	R: 0 E: 0 K: 2 S: 7 H: 0 LOB: 0 BB: 0 P: 7	R: 0 E: 0 K: 1 S: 5 H: 0 LOB: 1 BB: 0 P: 6	R: 0 E: 0 K: 0 S: 3 H: 0 LOB: 0 BB: 0 P: 3	R: 3 E: 1 K: 0 S: 7 H: 3 LOB: 1 BB: 0 P: 7	R: 0 E: 0 K: 1 S: 5 H: 0 LOB: 0 BB: 0 P: 5	R: 0 E: 0 K: 1 S: 5 H: 0 LOB: 0 BB: 0 P: 5	R: 0 E: 0 K: 3 S: 11 H: 2 LOB: 2 BB: 0 P: 11	1B: 5 2B: 2 3B: 0 HR: 0 SF: 1 SAC: 0 DP: 0 HBP: 1						

PITCHER		IP	WLS	BF	H	R	ER	SO	BB	IBB	HBP	BLK	WP	HR	S	P	ERA	WHIP
38 Kyle Kendrick, R ERA: 13.5	(1, 1)	2.0		11	2	3	3	3	3	0	0	0	1	0	14	27	13.50	2.500
61 Sean O'Sullivan, R ERA:	(3, 1)	2.0	W	7	0	0	0	3	0	0	1	0	0	0	12	13	0.00	0.000
48 Phillippe Aumont, R ERA: 9.0	(5, 1)	1.0		3	0	0	0	0	0	0	0	0	0	0	3	3	0.00	0.000
43 Luis García, R ERA: 9.0	(6, 1)	1.0		7	3	3	1	0	0	0	0	0	0	0	7	7	9.00	3.000
56 Cesar Jimenez, L ERA:	(7, 1)	2.0	H	6	0	0	0	2	0	0	0	0	0	0	10	10	0.00	0.000

PITCHER		IP	WLS	BF	H	R	ER	SO	BB	IBB	HBP	BLK	WP	HR	S	P	ERA	WHIP
30 Justin De Fratus, R ERA:	(9, 1)	1.0		5	2	0	0	3	0	0	0	0	0	0	11	11	0.00	2.000

TOP

Detroit Tigers @ Philadelphia Phillies

Bright House Field, Clearwater, FL

Fri Feb 28 2014, 1:08 PM - 3:54 PM EST

Att. 6,346 - Sunny - 62 F

livebaseballscorecards.com

AB	34
R	6
H	7
RBI	6
BB	3
SO	11
LOB	17

1B: 5	SF: 1	WP: 1	PA: 39
2B: 2	SAC: 0	PB: 0	
3B: 0	DP: 0	SB: 0	
HR: 0	HBP: 1	CS: 0	

Batter	1	2	3	4	5	6	7	8	9	AB	R	H	RBI	BB	SO	LOB
19 Tony Gwynn Jr., L (1, 8) 64 Tyson Gillies, L (7, 8)	F9	K	11 HR BB			F7		K		3 1	1 0	0 0	0 0	1 0	1 0	2 0
11 Jimmy Rollins, S (1, 6) OBP: 0.800, SLG: 2.000 17 Reid Brignac, L (5, 6)	26 FC4-6 BB	3 1B, 26 1B, 9 E BB 1-H, 2-H HR				G4-3				1 1	2 0	1 0	3 0	2 0	0 0	0 0
26 Chase Utley, L (1, 4) OBP: 0.200, SLG: 0.200 16 César Hernández, S (4, 4)	FC4-6 1-2f	9 E, 3 1B, 51 HBP 1B F8				K				3 1	1 0	1 0	0 0	0 0	0 1	1 0
6 Ryan Howard, L (1, 3) OBP: 0.200, SLG: 0.200 28 Kevin Frandsen, R (6, 3)	K	K	G6-3				G6-3			3 1	0 0	0 0	0 0	0 0	2 0	3 0
3 Marlon Byrd, R (1, 9) OBP: 0.600, SLG: 0.600 24 Clete Thomas, L (5, 9)	51 BB, 18 1B 1B	51 HBP, 9 E, 74 BB 1-2, 2-3 1B	F8				G1-3			3 1	2 0	2 0	0 0	0 0	0 0	0 0
9 Domonic Brown, L (1, 7) OBP: 0.167, SLG: 0.167 80 Zach Collier, L (7, 7)	F8	E6 74 BB, 51 HBP, 18 WP 1-2, 2-3, 3-H	K				K			3 1	1 0	0 0	1 0	0 0	1 1	3 0
51 Carlos Ruiz, R (1, 2) 4 Lou Marson, R (6, 2) OBP: 1.000, SLG: 2.000	18 1B 1-2 BB	18 WP, 74 BB, 18 G5-3 1-2, 2-3, 3-H HBP		G4-3				13 F9, 65 G6-3 2B		1 1	1 1	0 1	1 1	1 0	0 0	0 0
74 Maikel Franco, R (1, 5) 13 Freddy Galvis, S (5, 5)	F7	11 HR, 18 WP 1-2, 2-3, 3-H BB		F9				F9 2-3		1 2	1 0	0 0	1 0	1 0	0 0	2 1
18 Darin Ruf, R (1, 10) OBP: 0.500, SLG: 0.833 65 Leandro Castro, R (8, PH) (9, 10)	1-2, 2-H 1B	G5-3 1-2, 2-H, 3-H		K				G6-3 3-H		3 1	0 0	1 0	2 0	0 1	1 0	1 0
Inning Stats	R: 0 E: 0 K: 1 S: 5 H: 0 LOB: 1 BB: 1 P: 9	R: 1 E: 0 K: 1 S: 7 H: 2 LOB: 2 BB: 1 P: 11	R: 8 E: 1 K: 1 S: 12 H: 3 LOB: 0 BB: 3 P: 28	R: 0 E: 0 K: 1 S: 5 H: 0 LOB: 0 BB: 0 P: 5	R: 0 E: 0 K: 1 S: 5 H: 0 LOB: 0 BB: 0 P: 5	R: 0 E: 0 K: 1 S: 5 H: 0 LOB: 0 BB: 0 P: 5	R: 0 E: 0 K: 1 S: 5 H: 0 LOB: 0 BB: 0 P: 5	R: 1 E: 0 K: 1 S: 6 H: 1 LOB: 0 BB: 0 P: 6		1B: 4 2B: 1 3B: 0 HR: 1 SF: 0 SAC: 0 DP: 0 HBP: 1						

PITCHER	IP	WLS	BF	H	R	ER	SO	BB	IBB	HBP	BLK	WP	HR	S	P	ERA	WHIP
52 Jose Alvarez, L (1, 1) ERA: 4.5	2.0		10	2	1	1	2	2	0	0	0	0	0	12	20	4.50	2.000
66 Jhan Mariñez, R (3, 1) ERA: 40.5	0.2	L	8	2	6	3	1	2	0	1	0	1	0	7	17	40.50	6.000
58 José Váldez, R (3, 1) ERA:	0.1		3	1	2	0	0	1	0	0	0	0	1	5	11	0.00	6.000
57 Evan Reed, R (4, 1) ERA: 4.5	1.0		3	0	0	0	1	0	0	0	0	0	0	5	5	0.00	0.000
54 Melvin Mercedes, R (5, 1) ERA:	2.0		6	0	0	0	2	0	0	0	0	0	0	10	10	0.00	0.000

PITCHER	IP	WLS	BF	H	R	ER	SO	BB	IBB	HBP	BLK	WP	HR	S	P	ERA	WHIP
34 Kyle Ryan, L (7, 1) ERA:	1.0		3	0	0	0	1	0	0	0	0	0	0	5	5	0.00	0.000
61 Endrys Briceno, R (8, 1) ERA: 9.0	1.0		4	1	1	1	1	0	0	0	0	0	0	6	6	9.00	1.000

BOTTOM

Detroit Tigers @ Philadelphia Phillies

Bright House Field, Clearwater, FL

Fri Feb 28 2014, 1:08 PM - 3:54 PM EST

Att. 6,346 - Sunny - 62 F

livebaseballscorecards.com

AB	31
R	10
H	6
RBI	9
BB	5
SO	8
LOB	13

Batter	1	2	3	4	5	6	7	8	9	AB	R	H	RBI	BB	SO	LOB
2 Ben Revere, L (1, 8) OBP: 0.444, SLG: 0.444	F8		G6-3 1-2f			K		BB		3	0	0	0	0	1	1
64 Tyson Gillies, L (6, 8)										0	0	0	0	1	0	0
11 Jimmy Rollins, S (1, 6) OBP: 0.714, SLG: 1.250	1B		K			1B		F8		2	0	1	0	0	1	0
7 Ronny Cedeno, R (4, 6) OBP: 0.500, SLG: 0.750										2	0	1	0	0	0	1
9 Domonic Brown, L (1, 7) OBP: 0.111, SLG: 0.111	K			G6-3		K		G5-3		3	0	0	0	0	2	2
65 Leandro Castro, R (6, 7)										1	0	0	0	0	0	1
3 Marlon Byrd, R (1, 10) OBP: 0.429, SLG: 0.429	G4-3			P4		F8			K	2	0	0	0	0	0	1
72 Kelly Dugan, L (6, PH)										2	0	0	0	0	1	1
(6, 10)																
53 Bobby Abreu, L (1, 9) OBP: 0.500, SLG: 0.167		25 FC4-6 1B		K			L4		K	3	0	1	0	0	1	0
80 Zach Collier, L (7, 9)										1	0	0	0	0	1	0
18 Darin Ruf, R (1, 3) OBP: 0.417, SLG: 0.600		L6			1B		G6-3		G5-3	4	0	1	0	0	0	1
25 Cody Asche, L (1, 5)										3	0	0	0	0	0	2
28 Kevin Frandsen, R (7, 5)		FC4-6 1-2f			F7		E6 29 FC5-4			0	0	0	0	0	0	0
29 Cameron Rupp, R (1, 2)		F9			F7		FC5-4 1-2f			3	0	0	0	0	0	3
62 Sebastian Valle, R (7, 2)										0	0	0	0	0	0	0
16 César Hernández, S (1, 4) OBP: 0.250, SLG: 0.250			2 G6-3 1B		K			G6-3		3	0	1	0	0	1	1
Inning Stats	R: 0 E: 0 K: 1 S: 6 H: 1 LOB: 1 BB: 0 P: 6	R: 0 E: 0 K: 0 S: 4 H: 1 LOB: 1 BB: 0 P: 4	R: 0 E: 0 K: 1 S: 5 H: 1 LOB: 0 BB: 0 P: 5	R: 0 E: 0 K: 1 S: 5 H: 0 LOB: 0 BB: 0 P: 5	R: 0 E: 0 K: 1 S: 6 H: 1 LOB: 1 BB: 0 P: 6	R: 0 E: 0 K: 2 S: 8 H: 1 LOB: 1 BB: 0 P: 8	R: 0 E: 1 K: 0 S: 4 H: 0 LOB: 1 BB: 0 P: 4	R: 0 E: 0 K: 0 S: 3 H: 0 LOB: 1 BB: 1 P: 7	R: 0 E: 0 K: 2 S: 7 H: 0 LOB: 0 BB: 0 P: 7	1B: 5 2B: 0 3B: 0 HR: 0 SF: 0 SAC: 0 DP: 1 HBP: 0						

PITCHER	IP	WLS	BF	H	R	ER	SO	BB	IBB	HBP	BLK	WP	HR	S	P	ERA	WHIP
52 CC Sabathia, L (1, 1) ERA:	2.0		8	2	0	0	1	0	0	0	0	0	0	10	10	0.00	1.000
18 Hiroki Kuroda, R (3, 1) ERA:	2.0	W	6	1	0	0	2	0	0	0	0	0	0	10	10	0.00	0.500
19 Masahiro Tanaka, R (5, 1) ERA:	2.0	H	8	2	0	0	3	0	0	0	0	0	0	14	14	0.00	1.000
68 Dellin Betances, R (7, 1) ERA:	1.2	H	7	0	0	0	0	1	0	0	0	0	0	6	10	0.00	0.600
64 Cesar Cabral, L (8, 1) ERA:	1.1		4	0	0	0	2	0	0	0	0	0	0	8	8	0.00	0.000

PITCHER	IP	WLS	BF	H	R	ER	SO	BB	IBB	HBP	BLK	WP	HR	S	P	ERA	WHIP

TOP

Philadelphia Phillies @ New York Yankees

George M. Steinbrenner Field, Tampa, FL

Sat Mar 01 2014, 1:12 PM - 3:41 PM EST

Att. 10,934 - Sunny - 69 F

livebaseballscorecards.com

AB	32
R	0
H	5
RBI	0
BB	1
SO	8
LOB	14

WP: 0 PA: 33
PB: 0
SB: 0
CS: 0

Batter	1	2	3	4	5	6	7	8	9	AB	R	H	RBI	BB	SO	LOB
11 Brett Gardner, L (1, 7) OBP: 0.600, SLG: 0.500	L6		34 BB, 2 BB, 1B	G3		K, 1-2		G6-4-3, 1-2f		3	0	1	0	0	0	2
65 Zoilo Almonte, S (6, PH) (7, 7)										2	0	0	0	0	1	2
2 Derek Jeter, R (1, 6) 45 Dean Anna, L (7, 6) OBP: 0.333, SLG: 0.333	K		34 BB, 1-2, BB		E5, 14 FC3-6, 29 1B		89 BB, 95 1B, S, 1B	G3-1		2	1	0	0	1	1	0
										2	1	1	0	0	0	0
34 Brian McCann, L (1, 10) OBP: 0.714, SLG: 1.400 96 Peter O'Brien, R (7, PH) (8, 10)	2B		1-2, 2-3, BB		14 FC3-6, BB		F9			1	0	1	0	2	0	0
										1	0	0	0	0	0	1
14 Brian Roberts, S (1, 4) Addison Maruszak, R (7, 4)	K		G1		FC3-6, 33 WP, 29 1B, 1-2f, 2-3		K, 1-2			3	0	0	0	0	1	6
										1	0	0	0	0	1	1
29 Francisco Cervelli, R (1, 2) OBP: 0.600, SLG: 0.500 66 John Ryan Murphy, R (7, 2) OBP: 0.400, SLG: 0.250		F7		33 BB, 31 1B, BB	33 WP, 1-2, 3-H, 1B		89 BB, 95 1B, BB			2	1	1	1	1	0	0
										0	1	0	0	1	0	0
33 Kelly Johnson, L (1, 5) OBP: 0.400, SLG: 0.500 89 Yangervis Solarte, S (7, 5) OBP: 0.833, SLG: 2.000	K			97 WP, 31 1B, 1-2, BB	K, 1-2, 2-3		95 1B, 1-2, 2-3, BB			2	0	0	0	1	2	2
										0	0	0	0	1	0	0
31 Ichiro Suzuki, L (1, 9) OBP: 0.200, SLG: 0.200 95 Adonis García, R (7, 9) OBP: 0.500, SLG: 0.500	G4-3			97 WP, 1-2, 2-H, 1B	G6-3		1-3, 2-H, 3-H, 1B			3	0	1	1	0	0	2
										1	0	1	2	0	0	0
72 Corban Joseph, L (1, 3) OBP: 0.375, SLG: 0.167 80 Jose Gil, R (7, 3)			K	F8		65 CS, 1B	L8			3	0	1	0	0	1	2
										1	0	0	0	0	0	2
97 Mason Williams, L (1, 8) OBP: 0.167, SLG: 0.333 73 Antoan Richardson, S (7, 8) OBP: 0.200, SLG: 0.200			K2-3	G3, 1-2, 2-3		P2		65 G6-4-3, 1B		3	0	0	0	0	1	3
										1	0	1	0	0	0	0
Inning Stats	R: 0 E: 0 K: 2 S: 8 H: 1 LOB: 1 BB: 0 P: 8	R: 0 E: 0 K: 1 S: 5 H: 0 LOB: 0 BB: 0 P: 5	R: 0 E: 0 K: 2 S: 8 H: 1 LOB: 3 BB: 2 P: 16	R: 1 E: 0 K: 0 S: 4 H: 1 LOB: 2 BB: 2 P: 13	R: 1 E: 1 K: 1 S: 7 H: 1 LOB: 2 BB: 1 P: 12	R: 0 E: 0 K: 1 S: 5 H: 1 LOB: 0 BB: 0 P: 6	R: 2 E: 0 K: 1 S: 7 H: 2 LOB: 2 BB: 2 P: 16	R: 0 E: 0 K: 0 S: 3 H: 1 LOB: 0 BB: 0 P: 3		1B: 7 2B: 1 3B: 0 HR: 0	SF: 0 SAC: 0 DP: 1 HBP: 0					

PITCHER		IP	WLS	BF	H	R	ER	SO	BB	IBB	HBP	BLK	WP	HR	S	P	ERA	WHIP
78 David Buchanan, R ERA:	(1, 1)	2.0		7	1	0	0	3	0	0	0	0	0	0	13	13	0.00	0.500
75 Miguel Alfredo Gonzalez, R ERA: 5.4	(3, 1)	1.2	L	11	2	1	1	2	4	0	0	0	1	0	11	28	5.40	3.600
52 Kevin Munson, R ERA:	(4, 1)	1.1		7	1	1	0	1	1	0	0	0	1	0	8	13	0.00	1.500
76 Ken Giles, R ERA:	(6, 1)	1.0		3	1	0	0	1	0	0	0	0	0	0	5	6	0.00	1.000
47 Jeremy Horst, L ERA: 18.0	(7, 1)	1.0		7	2	2	2	1	2	0	0	0	0	0	7	16	18.00	4.000

PITCHER		IP	WLS	BF	H	R	ER	SO	BB	IBB	HBP	BLK	WP	HR	S	P	ERA	WHIP
50 Shawn Camp, R ERA:	(8, 1)	1.0		3	1	0	0	0	0	0	0	0	0	0	3	3	0.00	1.000

BOTTOM

Philadelphia Phillies @ New York Yankees

George M. Steinbrenner Field, Tampa, FL

Sat Mar 01 2014, 1:12 PM - 3:41 PM EST

Att. 10,934 - Sunny - 69 F

livebaseballscorecards.com

AB	31
R	4
H	8
RBI	4
BB	7
SO	8
LOB	23

WP: 2 PA: 38
PB: 0
SB: 1
CS: 1

Batter	1	2	3	4	5	6	7	8	9	AB	R	H	RBI	BB	SO	LOB
14 Jaff Decker, L (1, 7) OBP: 0.300, SLG: 0.444	CSS 0-3 ① K	X 0-0 ③ G3-1		X 0-0 3-H 2B			SSS 0-3 ① K		X 0-0 1B	3	0	1	1	0	1	1
31 Jose Tabata, R (6, 9) OBP: 0.111, SLG: 0.111										2	0	1	0	0	1	0
62 Gregory Polanco, L (1, 8) OBP: 0.200, SLG: 0.600	X 0-0 23 G4-3 25 FC6 2B		CCC 0-3 ① K	X 0-0 ③ G2-3			SSS 0-3 ② K		SSS 0-3 ③ K	3	1	1	0	0	1	1
71 Taylor Lewis, L (6, 8) OBP: 0.500, SLG: 0.500										2	0	0	0	0	2	1
23 Travis Snider, L (1, 10)	X 0-0 ② G4-3 2-3		SSS 0-3 ② K		X 0-0 ① G6-3		X 0-0 ③ G1-3			4	0	0	0	0	1	1
24 Pedro Alvarez, L (1, 5) OBP: 0.444, SLG: 0.625	H 1-0 25 FC6 HBP		X 0-0 25 2B 1B		X 0-0 ② G4-3			X 0-0 ① G4-3		2	1	1	0	0	0	0
79 Brent Morel, R (6, 5) OBP: 0.200, SLG: 0.200										1	0	0	0	0	0	0
25 Chris Dickerson, L (1, 9) OBP: 0.500, SLG: 0.500	X 0-0 FC6 1-2 3-H		X 0-0 1-H 2B		X 0-0 ③ F7			X 0-0 ② L5		3	0	1	2	0	0	1
66 Nevin Ashley, R (6, 2)										1	0	0	0	0	0	0
69 Chris McGuiness, L (1, 3) OBP: 0.556, SLG: 0.625	X 0-0 ③ P5		X 0-0 ③ G4-3			CCC 0-3 ① K		BBBB 4-0 63 S BB		3	0	0	0	0	1	3
57 Andrew Lambo, L (6, 3) OBP: 0.200, SLG: 0.111										0	0	0	0	1	0	0
19 Chris Stewart, R (1, 2)		X 0-0 ① G4-3		BBBB 4-0 10 G4-3 5 SH5-3 14 2B BB		X 0-0 ② G6-3		B X 1-0 ③ G5-3 1-2		2	1	0	0	1	0	0
63 Alen Hanson, S (6, 6) OBP: 0.333, SLG: 0.250										1	0	0	0	0	0	1
5 Josh Harrison, R (1, 4) OBP: 0.500, SLG: 1.333		X 0-0 ② G5-3		X 0-0 ① SH5-3 1-2		SBBBCBX 3-2 HR			X 0-0 ① G3	2	1	1	1	0	0	0
70 Michael Martinez, S (6, 4) OBP: 0.143, SLG: 0.143										1	0	0	0	0	0	0
10 Jordy Mercer, R (1, 6) OBP: 0.333, SLG: 0.143		H 1-0 HBP		X 0-0 ② G4-3 2-3		X 0-0 ③ G6-3			CCC 0-3 ② K	2	0	0	0	0	0	1
41 Justin Howard, L (6, 7)										1	0	0	0	0	1	0
Inning Stats	R: 1 E: 0 K: 1 S: 7 H: 1 LOB: 2 BB: 0 P: 8	R: 0 E: 0 K: 0 S: 3 H: 0 LOB: 1 BB: 0 P: 4	R: 1 E: 0 K: 2 S: 9 H: 2 LOB: 1 BB: 0 P: 9	R: 1 E: 0 K: 0 S: 4 H: 1 LOB: 1 BB: 1 P: 8	R: 0 E: 0 K: 0 S: 3 H: 0 LOB: 0 BB: 0 P: 3	R: 1 E: 0 K: 1 S: 8 H: 1 LOB: 0 BB: 0 P: 11	R: 0 E: 0 K: 2 S: 7 H: 0 LOB: 0 BB: 0 P: 7	R: 0 E: 0 K: 0 S: 3 H: 0 LOB: 1 BB: 1 P: 8	R: 0 E: 0 K: 2 S: 8 H: 1 LOB: 1 BB: 0 P: 8	1B: 2 2B: 3 3B: 0 HR: 1 SF: 0 SAC: 1 DP: 0 HBP: 2							

TOP

Pittsburgh Pirates @ Philadelphia Phillies

Bright House Field, Clearwater, FL

Sun Mar 02 2014, 1:13 PM - 4:22 PM EST

Att. 8,834 - Sunny - 77 F

livebaseballscorecards.com

AB	33
R	4
H	6
RBI	4
BB	2
SO	8
LOB	10

PITCHER		IP	WLS	BF	H	R	ER	SO	BB	IBB	HBP	BLK	WP	HR	S	P	ERA	WHIP
34 A.J. Burnett, R ERA: 4.5	(1, 1)	2.0	L	10	1	1	1	1	0	0	2	0	0	0	10	12	4.50	0.500
70 Jesse Biddle, L ERA: 9.0	(3, 1)	2.0		10	3	2	2	2	1	0	0	0	0	0	13	17	9.00	2.000
58 Jonathan Papelbon, R ERA:	(5, 1)	1.0		3	0	0	0	0	0	0	0	0	0	0	3	3	0.00	0.000
59 Antonio Bastardo, L ERA: 4.5	(6, 1)	1.0		4	1	1	1	1	0	0	0	0	0	1	8	11	9.00	1.000
63 Jake Diekman, L ERA: 9.0	(7, 1)	1.0		3	0	0	0	2	0	0	0	0	0	0	7	7	0.00	0.000
77 Mario Hollands, L ERA:	(8, 1)	1.0		4	0	0	0	0	1	0	0	0	0	0	3	8	0.00	1.000
31 Brad Lincoln, R ERA:	(9, 1)	1.0		4	1	0	0	2	0	0	0	0	0	0	8	8	0.00	1.000

WP: 0 PB: 0 SB: 1 CS: 0 PA: 38

BOTTOM

Batter	1	2	3	4	5	6	7	8	9	AB	R	H	RBI	BB	SO	LOB
19 Tony Gwynn Jr., L (1, 8) OBP: 0.500, SLG: 0.429	G4-3		2B		K		73 BB 1-2 1B		62 G6-4-3 1-2 HBP	4	0	2	0	0	1	3
51 Carlos Ruiz, R (1, 2) OBP: 0.500, SLG: 0.200	26 G4-3 26 WP 1B		F7		28 FC6-4 1-2 2-3 3-H BB		1-2 2-3 BB		G6-4-3 1-2f	2	0	1	1	1	0	1
73 Tommy Joseph, R (5, PR)										0	0	0	0	1	0	0
(6, 2)																
16 César Hernández, S (7, PR) OBP: 0.250, SLG: 0.250										0	0	0	0	0	0	0
62 Sebastian Valle, R (8, 2)										1	0	0	0	0	0	2
26 Chase Utley, L (1, 4) OBP: 0.143, SLG: 0.143	G4-3 1-3			K	FC6-4 1-2f		F8			2	0	0	0	0	1	1
28 Kevin Frandsen, R (5, 4)										2	0	0	0	0	0	6
6 Ryan Howard, L (1, 3) OBP: 0.125, SLG: 0.125	F7			F7		G4-3		15 WP HBP		3	0	0	0	0	0	1
18 Darin Ruf, R (7, 3) OBP: 0.462, SLG: 0.600										0	0	0	0	0	0	0
3 Marlon Byrd, R (1, 9) OBP: 0.300, SLG: 0.300		P3		K		G6-3		K		3	0	0	0	0	1	0
72 Kelly Dugan, L (7, 9)										1	0	0	0	0	1	1
53 Bobby Abreu, L (1, 10) OBP: 0.417, SLG: 0.125		F9			G3-1	F8		66 G6-3 1-2 1B		2	0	0	0	0	0	0
15 John Mayberry Jr., R (6, PH) OBP: 0.600, SLG: 1.200										2	0	1	0	0	0	0
(7, 10)																
13 Freddy Galvis, S (1, 6) OBP: 0.111, SLG: 0.111	K				80 HBP 25 HBP 51 BB 1B		G3	G6-3 1-2f		3	1	1	0	0	1	0
66 Andrés Blanco, S (8, 6)										1	0	0	0	0	0	2
25 Cody Asche, L (1, 5)			E4 80 G4-3		51 BB 80 HBP 1-2 HBP		G6-3		19 HBP 1B	1	0	0	0	0	0	0
74 Maikel Franco, R (5, PR) OBP: 0.333, SLG: 0.143										2	0	1	0	0	0	0
(6, 5)																
64 Tyson Gillies, L (9, PR)										0	0	0	0	0	0	0
80 Zach Collier, L (1, 7) OBP: 0.333, SLG: 0.200			C 1 SAFE G4-3 1-2		51 BB 1-2 2-3 HBP		73 BB 19 1B 1B		F9	2	0	1	0	0	0	1
65 Leandro Castro, R (8, 7)										1	0	0	0	0	0	1
Inning Stats	R: 0 E: 0 K: 0 S: 4 H: 1 LOB: 1 BB: 0 P: 5	R: 0 E: 0 K: 1 S: 5 H: 0 LOB: 0 BB: 0 P: 5	R: 0 E: 1 K: 0 S: 5 H: 1 LOB: 1 BB: 0 P: 5	R: 0 E: 0 K: 2 S: 7 H: 0 LOB: 0 BB: 0 P: 7	R: 1 E: 0 K: 1 S: 6 H: 1 LOB: 3 BB: 1 P: 12	R: 0 E: 0 K: 0 S: 3 H: 0 LOB: 0 BB: 0 P: 3	R: 0 E: 0 K: 0 S: 5 H: 2 LOB: 3 BB: 1 P: 9	R: 0 E: 0 K: 1 S: 5 H: 1 LOB: 1 BB: 0 P: 7	R: 0 E: 0 K: 0 S: 3 H: 1 LOB: 2 BB: 0 P: 4	1B: 6 2B: 1 3B: 0 HR: 0	SF: 0 SAC: 0 DP: 2 HBP: 4					

PITCHER	IP	WLS	BF	H	R	ER	SO	BB	IBB	HBP	BLK	WP	HR	S	P	ERA	WHIP
38 Stolmy Pimentel, R (1, 1) ERA:	2.0	W	7	1	0	0	1	0	0	0	0	1	0	9	10	0.00	0.500
71 Adam Wilk, L (3, 1) ERA:	2.0	H	7	1	0	0	2	0	0	0	0	0	0	12	12	0.00	0.500
77 Yao-Hsun Yang, L (5, 1) ERA: 4.5	1.0	H	7	1	1	1	1	1	0	2	0	0	0	6	12	9.00	2.000
64 Joely Rodríguez, L (6, 1) ERA:	1.0	H	3	0	0	0	0	0	0	0	0	0	0	3	3	0.00	0.000
68 Jay Jackson, R (7, 1) ERA:	1.0	H	6	2	0	0	0	1	0	0	0	0	0	5	9	0.00	3.000

PITCHER	IP	WLS	BF	H	R	ER	SO	BB	IBB	HBP	BLK	WP	HR	S	P	ERA	WHIP
43 Daniel Schlereth, L (8, 1) ERA:	1.0	H	4	1	0	0	1	0	0	1	0	1	0	5	7	0.00	1.000
61 Cody Eppley, R (9, 1) ERA:	1.0	S	4	1	0	0	0	0	0	1	0	0	0	3	4	0.00	1.000

Pittsburgh Pirates @ Philadelphia Phillies

Bright House Field, Clearwater, FL

Sun Mar 02 2014, 1:13 PM - 4:22 PM EST

Att. 8,834 - Sunny - 77 F

livebaseballscorecards.com

AB	32
R	1
H	7
RBI	1
BB	2
SO	5
LOB	19

WP: 2 PA: 38
PB: 0
SB: 0
CS: 0

Philadelphia Phillies @ Tampa Bay Rays

Charlotte Sports Park, Port Charlotte, FL

Mon Mar 03 2014, 1:08 PM - 3:56 PM EST

Att. 4,514 - Sunny - 77 F

TOP

livebaseballscorecards.com

Batter	1	2	3	4	5	6	7	8	9	AB	R	H	RBI	BB	SO	LOB
2 Ben Revere, L (1, 8) OBP: 0.385, SLG: 0.385	0-0 74 1B 9 S 1B		0-0 ① G4-3	0-0 ③ G4-3			0-0 ② G4-3		0-0 ③ F8	4	0	1	0	0	0	1
64 Tyson Gillies, L (7, 8)										1	0	0	0	0	0	0
66 Andrés Blanco, S (1, 4)	0-3 ① K		0-0 ② G6-3		0-0 ① L5		0-0 ③ G4-3			4	0	0	0	0	1	1
(4, 6)																
9 Domonic Brown, L (1, 7) OBP: 0.231, SLG: 0.091	1-0 ② G6-3 1-2		4-0 74 1B BB		4-0 BB			0-0 ① G3-1		2	0	0	0	2	0	1
80 Zach Collier, L (8, 7) OBP: 0.333, SLG: 0.200										0	0	0	0	0	0	0
74 Maikel Franco, R (1, 5) OBP: 0.385, SLG: 0.273	0-0 18 BB 2-3 1B		0-0 1-3 1B		0-3 ② K			0-0 ② G5-3		4	0	2	0	0	1	1
18 Darin Ruf, R (1, 3) OBP: 0.471, SLG: 0.538	4-0 1-2 BB		0-0 ③ F9		0-3 ③ K			0-0 17 BB 1B		3	0	1	0	1	1	3
15 John Mayberry Jr., R (1, 10) OBP: 0.375, SLG: 0.750	0-0 ③ G5-3			0-3 ① K		0-0 ① F7		4-0 1-2 BB		3	0	0	0	0	1	3
17 Reid Brignac, L (8, PH) (8, 10)										0	0	0	0	1	0	0
65 Leandro Castro, R (1, 9) OBP: 0.143, SLG: 0.286		0-3 ① K2-3		0-0 13 1B 21 1B 2B		0-0 ② F7		0-3 ③ K		3	1	1	0	0	1	0
24 Clete Thomas, L (6, 9)										1	0	0	0	0	1	2
13 Freddy Galvis, S (1, 6) OBP: 0.182, SLG: 0.182		0-0 ② G5-3		0-0 21 1B 2-3 1B		0-0 ③ F9			0-0 ① G4-3	2	0	1	0	0	0	0
16 César Hernández, S (4, 4) OBP: 0.167, SLG: 0.167										2	0	0	0	0	0	0
21 Wil Nieves, R (1, 2) OBP: 0.167, SLG: 0.167		0-0 ③ G5-3		0-0 ② 1-3 3-H 1B			0-0 ① P3		0-3 ② K	3	0	1	1	0	0	0
4 Lou Marson, R (7, 2) OBP: 0.500, SLG: 1.000										1	0	0	0	0	1	0

	AB	33
	R	1
	H	7
	RBI	1
	BB	4
	SO	7
	LOB	12

Inning Stats	1	2	3	4	5	6	7	8	9
	R: 0 E: 0 K: 1 S: 7	R: 0 E: 0 K: 1 S: 5	R: 0 E: 0 K: 0 S: 4	R: 1 E: 0 K: 1 S: 7	R: 0 E: 0 K: 2 S: 7	R: 0 E: 0 K: 0 S: 3	R: 0 E: 0 K: 0 S: 3	R: 0 E: 0 K: 1 S: 6	R: 0 E: 0 K: 1 S: 5
	H: 2 LOB: 3 BB: 1 P: 12	H: 0 LOB: 0 BB: 0 P: 5	H: 1 LOB: 2 BB: 1 P: 8	H: 3 LOB: 1 BB: 0 P: 7	H: 0 LOB: 1 BB: 1 P: 11	H: 0 LOB: 0 BB: 0 P: 3	H: 0 LOB: 0 BB: 0 P: 3	H: 1 LOB: 2 BB: 1 P: 10	H: 0 LOB: 0 BB: 0 P: 5

	1B: 6	SF: 0	WP: 0	PA: 37
	2B: 1	SAC: 0	PB: 0	
	3B: 0	DP: 0	SB: 1	
	HR: 0	HBP: 0	CS: 0	

PITCHER		IP	WLS	BF	H	R	ER	SO	BB	IBB	HBP	BLK	WP	HR	S	P	ERA	WHIP
55 Matt Moore, L	(1, 1)	1.2		8	2	0	0	2	1	0	0	0	0	0	11	16	0.00	1.800
ERA:																		
34 C.J. Riefenhauser, L	(2, 1)	1.1		6	1	0	0	0	1	0	0	0	0	0	5	9	0.00	1.500
ERA:																		
13 Heath Bell, R	(4, 1)	1.0		5	3	1	1	1	0	0	0	0	0	0	7	7	9.00	3.000
ERA: 9.0																		
47 Brandon Gomes, R	(5, 1)	1.0		4	0	0	0	2	1	0	0	0	0	0	7	11	0.00	1.000
ERA:																		
52 Josh Lueke, R	(6, 1)	1.0		3	0	0	0	0	0	0	0	0	0	0	3	3	0.00	0.000
ERA:																		

PITCHER		IP	WLS	BF	H	R	ER	SO	BB	IBB	HBP	BLK	WP	HR	S	P	ERA	WHIP
76 Merrill Kelly, R	(7, 1)	2.0	W	8	1	0	0	1	1	0	0	0	0	0	9	13	0.00	1.000
ERA:																		
49 Kirby Yates, R	(9, 1)	1.0		3	0	0	0	1	0	0	0	0	0	0	5	5	0.00	0.000
ERA:																		

BOTTOM

Philadelphia Phillies @ Tampa Bay Rays

Charlotte Sports Park, Port Charlotte, FL

Mon Mar 03 2014, 1:08 PM - 3:56 PM EST

Att. 4,514 - Sunny - 77 F

livebaseballscorecards.com

Batter	1	2	3	4	5	6	7	8	9	AB	R	H	RBI	BB	SO	LOB
18 Ben Zobrist, S (1, 4)	G1-3		F9			HBP	1-H 3-H 2B			2	0	0	0	0	0	1
61 Cole Figueroa, L (4, 4) OBP: 0.250, SLG: 0.286										1	0	1	2	0	0	0
8 Desmond Jennings, R (1, 8) OBP: 0.167, SLG: 0.167	G6-3			G6-3		L8	G6-3			2	0	0	0	0	0	0
1 Sean Rodríguez, R (5, 5) OBP: 0.333, SLG: 0.200										2	0	0	0	0	0	2
3 Evan Longoria, R (1, 5) OBP: 0.400, SLG: 1.000	G5-3			20 G3-6-1 1B			G4-3	F7		2	0	1	0	0	0	0
39 Kevin Kiermaier, L (5, 8) OBP: 0.143, SLG: 0.143										2	0	0	0	0	0	0
20 Matt Joyce, L (1, 7)		F8		G3-6-1 1-2f			73 2B 30 FC3 BB	G1-3		2	0	0	0	0	0	1
71 Justin Christian, R (5, 7) OBP: 0.375, SLG: 0.429										1	1	0	0	1	0	0
9 Wil Myers, R (1, 9)		L6			G5-3		30 FC3 72 FC1-2 1-3 2B	2-1 HR		2	0	0	0	0	0	0
73 Jeremy Moore, L (6, 9) OBP: 0.444, SLG: 1.000										2	1	2	1	0	0	0
30 Vince Belnome, L (1, 10) OBP: 0.111, SLG: 0.111	K				K		FC3 68 BB 72 FC1-2 69 1B 2-3 3-H	G5-3		3	1	0	1	0	2	1
67 Mikie Mahtook, R (8, PH) (9, 10) OBP: 0.125, SLG: 0.125										1	0	0	0	0	0	0
24 Ryan Hanigan, R (1, 2) OBP: 0.250, SLG: 0.500			K		K		FC1-2 68 BB 69 1B 1-2 3-H			2	0	0	0	0	2	0
72 Eddy Rodriguez, R (6, 2)										1	1	0	0	0	0	2
11 Logan Forsythe, R (1, 3) OBP: 0.200, SLG: 0.200			16 S 1B			F8	69 1B 61 2B 1-2 2-3 BB			2	0	1	0	0	0	0
68 Jerry Sands, R (7, 3) OBP: 0.556, SLG: 1.143										0	1	0	0	1	0	0
16 Jayson Nix, R (1, 6) OBP: 0.500, SLG: 0.400			K 1-2			G6-3	61 2B 1B 1-3 2-H 3-H			2	0	0	0	0	1	1
69 Ray Olmedo, S (7, 6) OBP: 0.250, SLG: 0.250										1	1	1	2	0	0	0
Inning Stats	R: 0 E: 0 K: 0 S: 3 H: 0 LOB: 0 BB: 0 P: 3	R: 0 E: 0 K: 1 S: 5 H: 0 LOB: 0 BB: 0 P: 5	R: 0 E: 0 K: 2 S: 8 H: 1 LOB: 1 BB: 0 P: 8	R: 0 E: 0 K: 0 S: 3 H: 1 LOB: 0 BB: 0 P: 3	R: 0 E: 0 K: 2 S: 7 H: 0 LOB: 0 BB: 0 P: 7	R: 0 E: 0 K: 0 S: 3 H: 0 LOB: 1 BB: 0 P: 5	R: 5 E: 0 K: 0 S: 7 H: 3 LOB: 1 BB: 2 P: 15	R: 1 E: 0 K: 0 S: 5 H: 1 LOB: 0 BB: 0 P: 7		1B: 3 2B: 2 3B: 0 HR: 1	SF: 0 SAC: 0 DP: 1 HBP: 1						

	AB	30
	R	6
	H	6
	RBI	6
	BB	2
	SO	5
	LOB	8

WP: 0 PB: 0 SB: 1 CS: 0 PA: 33

PITCHER		IP	WLS	BF	H	R	ER	SO	BB	IBB	HBP	BLK	WP	HR	S	P	ERA	WHIP
27 Roberto Hernandez, R ERA: 3.6	(1, 1)	3.0		10	1	0	0	3	0	0	0	0	0	0	16	16	0.00	0.333
60 Jeff Manship, R ERA:	(4, 1)	2.0	H	6	1	0	0	2	0	0	0	0	0	0	10	10	0.00	0.500
48 Phillippe Aumont, R ERA: 6.0	(6, 1)	1.0	H	4	0	0	0	0	0	0	1	0	0	0	3	5	0.00	0.000
40 Michael Stutes, R ERA: 22.5	(7, 1)	1.0	L	9	3	5	5	0	2	0	0	0	0	0	7	15	45.00	5.000
30 Justin De Fratus, R ERA: 4.5	(8, 1)	1.0		4	1	1	1	0	0	0	0	0	0	1	5	7	9.00	1.000

PITCHER	IP	WLS	BF	H	R	ER	SO	BB	IBB	HBP	BLK	WP	HR	S	P	ERA	WHIP

Batter	1	2	3	4	5	6	7	8	9	AB	R	H	RBI	BB	SO	LOB
7 José Reyes, S (1, 6) OBP: 0.200, SLG: 0.267	G4-3		L5			3 BB 53 1B 1B	1-2 1B		K	3	1	1	0	0	0	0
18 Steve Tolleson, R (7, PH) OBP: 0.222, SLG: 0.222 (7, 6)										2	0	1	0	0	1	1
3 Maicer Izturis, S (1, 5) OBP: 0.182, SLG: 0.100	G4-3		G4-3			14 1B 53 1B 26 G6-4-3 1-2 BB	F7		K	2	0	0	0	1	0	0
66 Munenori Kawasaki, L (6, PR) OBP: 0.429, SLG: 0.333 (6, 5)										0	1	0	0	0	0	0
38 Jared Goedert, R (7, PH) OBP: 0.200, SLG: 0.111 (7, 5)										2	0	0	0	0	1	3
53 Melky Cabrera, S (1, 7) OBP: 0.467, SLG: 0.643	G6-3			G4-3		26 G6-4-3 14 1B 1-2 2-H 1B		69 G6-3 BB		3	0	1	1	0	0	0
71 Kenny Wilson, R (7, 7) OBP: 0.556, SLG: 0.429										0	0	0	0	1	0	0
14 Moisés Sierra, R (1, 9) OBP: 0.333, SLG: 0.533		6 G3 31 1B 11 1B 1B		K		26 G6-4-3 1-2 2-3 1B		G6-3 1-2f		3	1	2	0	0	1	0
69 Ricardo Nanita, L (7, 9) OBP: 0.400, SLG: 0.750										1	0	0	0	0	0	1
26 Adam Lind, L (1, 3) OBP: 0.286, SLG: 0.571	K			HR		G6-4-3 1-2f 2-3 3-H		HR		3	1	1	1	0	1	3
16 Dan Johnson, L (7, 3) OBP: 0.333, SLG: 1.000										1	1	1	1	0	0	0
31 Erik Kratz, R (1, 2) OBP: 0.250, SLG: 0.250		6 G3 11 1B 1-2 1B		K		F7		1B		4	0	2	0	0	1	2
15 Mike Nickeas, R (8, 2)										0	0	0	0	0	0	0
6 A.J. Jimenez, R (1, 10) OBP: 0.429, SLG: 0.200		G3 1-2 2-3			P3		11 G4-6-3 1B	P4		4	0	1	0	0	0	3
11 Kevin Pillar, R (1, 8) OBP: 0.077, SLG: 0.077		2-H 3-H 1B			F9		G4-6-3 1-2f		G6-3	4	0	1	1	0	0	1
17 Ryan Goins, L (1, 4) OBP: 0.308, SLG: 0.250			K		G1-3		18 1B 1B		1B	4	0	2	0	0	1	0
Inning Stats	R: 0 E: 0 K: 0 S: 4 H: 0 LOB: 0 BB: 0 P: 4	R: 1 E: 0 K: 1 S: 7 H: 3 LOB: 2 BB: 0 P: 7	R: 0 E: 0 K: 1 S: 5 H: 0 LOB: 0 BB: 0 P: 5	R: 1 E: 0 K: 2 S: 10 H: 1 LOB: 0 BB: 0 P: 11	R: 0 E: 0 K: 0 S: 3 H: 0 LOB: 0 BB: 0 P: 3	R: 2 E: 0 K: 0 S: 5 H: 3 LOB: 2 BB: 1 P: 9	R: 0 E: 0 K: 0 S: 5 H: 3 LOB: 2 BB: 0 P: 5	R: 1 E: 0 K: 0 S: 5 H: 2 LOB: 1 BB: 1 P: 11	R: 0 E: 0 K: 2 S: 8 H: 1 LOB: 1 BB: 0 P: 8	1B: 11 2B: 0 3B: 0 HR: 2	SF: 0 SAC: 0 DP: 3 HBP: 0	WP: 0 PB: 0 SB: 0 CS: 0	PA: 38				

PITCHER		IP	WLS	BF	H	R	ER	SO	BB	IBB	HBP	BLK	WP	HR	S	P	ERA	WHIP
33 Cliff Lee, L ERA: 3.6	(1, 1)	3.0		11	3	1	1	2	0	0	0	0	0	0	16	16	3.00	1.000
39 B.J. Rosenberg, R ERA: 2.25	(4, 1)	2.0	H	7	1	1	1	2	0	0	0	0	0	1	13	14	4.50	0.500
43 Luis García, R ERA: 13.5	(6, 1)	1.0	L	6	3	2	2	0	1	0	0	0	0	0	5	9	18.00	4.000
56 Cesar Jimenez, L ERA: 2.45	(7, 1)	1.2		9	5	1	1	0	1	0	0	0	0	1	9	15	5.40	3.600
50 Shawn Camp, R ERA:	(8, 1)	1.1		5	1	0	0	2	0	0	0	0	0	0	9	9	0.00	0.750

PITCHER	IP	WLS	BF	H	R	ER	SO	BB	IBB	HBP	BLK	WP	HR	S	P	ERA	WHIP

TOP

Toronto Blue Jays @ Philadelphia Phillies

Bright House Field, Clearwater, FL

Tue Mar 04 2014, 6:39 PM - 9:17 PM EST

Att. 6,696 - Cloudy - 67 F

livebaseballscorecards.com

AB	36
R	5
H	13
RBI	4
BB	2
SO	6
LOB	14

Batter	1	2	3	4	5	6	7	8	9	AB	R	H	RBI	BB	SO	LOB
2 Ben Revere, L (1, 8) OBP: 0.375, SLG: 0.333	G4-3	BBBB 13 G4-6-3 1-2 BB		G4-3			L6			2	0	0	0	1	0	0
19 Tony Gwynn Jr., L (6, 8) OBP: 0.455, SLG: 0.375										1	0	0	0	0	0	0
13 Freddy Galvis, S (1, 6) OBP: 0.200, SLG: 0.143	H 3 1B 6 BB 53 BB HBP	G4-6-3 1-2f			L8		F7			3	1	0	0	0	0	2
66 Andrés Blanco, S (8, 6)										0	0	0	0	0	0	0
26 Chase Utley, L (1, 4) OBP: 0.200, SLG: 0.200	L8		3 HR 1B		L5			B1-3		3	1	1	0	0	0	1
16 César Hernández, S (6, 4) OBP: 0.143, SLG: 0.143										1	0	0	0	0	0	0
6 Ryan Howard, L (1, 3) OBP: 0.182, SLG: 0.100	BBBB 53 BB 3 1B 1-2 BB		SSS K		SSS K			1B		2	0	0	0	1	2	1
28 Kevin Frandsen, R (7, 3) OBP: 0.125, SLG: 0.125										1	0	1	0	0	0	0
3 Marlon Byrd, R (1, 9) OBP: 0.385, SLG: 0.615	53 BB 1-2 2-3 1B		BBBCCX 1-H HR			F9		F7		3	1	2	2	0	0	0
24 Clete Thomas, L (7, 9)										1	0	0	0	0	0	1
53 Bobby Abreu, L (1, 10) OBP: 0.400, SLG: 0.100	BBBB 9 FC4 1-2 2-3 3-H BB	G4-3			F7		G6-3			2	0	0	1	1	0	0
72 Kelly Dugan, L (8, PH) (9, 10)										1	0	0	0	0	0	1
9 Domonic Brown, L (1, 7) OBP: 0.250, SLG: 0.143	FC4 1-2f		CCC K			1B		B5-3		3	0	1	0	0	1	3
80 Zach Collier, L (6, PR) OBP: 0.286, SLG: 0.167 (7, 7)										1	0	0	0	0	0	0
51 Carlos Ruiz, R (1, 2) OBP: 0.455, SLG: 0.250		2 PB 1B		F9	F7			CCC K		3	0	1	0	0	0	1
73 Tommy Joseph, R (8, 2)										1	0	0	0	0	1	0
74 Maikel Franco, R (1, 5) OBP: 0.313, SLG: 0.214		F9		G5-3			SSS K	SSS K		3	0	0	0	0	1	1
17 Reid Brignac, L (8, 5)										1	0	0	0	0	1	0
Inning Stats	R: 1 E: 0 K: 0 S: 4 H: 1 LOB: 3 BB: 2 P: 13	R: 0 E: 0 K: 0 S: 3 H: 1 LOB: 1 BB: 1 P: 7	R: 2 E: 0 K: 2 S: 11 H: 2 LOB: 0 BB: 0 P: 13	R: 0 E: 0 K: 0 S: 3 H: 0 LOB: 0 BB: 0 P: 3	R: 0 E: 0 K: 1 S: 5 H: 0 LOB: 0 BB: 0 P: 5	R: 0 E: 0 K: 0 S: 4 H: 1 LOB: 1 BB: 0 P: 4	R: 0 E: 0 K: 1 S: 5 H: 0 LOB: 0 BB: 0 P: 5	R: 0 E: 0 K: 0 S: 4 H: 1 LOB: 1 BB: 0 P: 4	R: 0 E: 0 K: 2 S: 7 H: 0 LOB: 0 BB: 0 P: 7	1B: 5 2B: 0 3B: 0 HR: 1	SF: 0 SAC: 0 DP: 1 HBP: 1						

PITCHER		IP	WLS	BF	H	R	ER	SO	BB	IBB	HBP	BLK	WP	HR	S	P	ERA	WHIP
43 R.A. Dickey, R ERA: 4.5	(1, 1)	4.0		19	4	3	3	2	3	0	1	0	0	1	21	36	6.75	1.750
50 Steve Delabar, R ERA:	(5, 1)	1.0	W	3	0	0	0	1	0	0	0	0	0	0	5	5	0.00	0.000
45 Neil Wagner, R ERA: 9.0	(6, 1)	1.0	H	4	1	0	0	0	0	0	0	0	0	0	4	4	0.00	1.000
52 John Stilson, R ERA:	(7, 1)	1.0	H	3	0	0	0	1	0	0	0	0	0	0	5	5	0.00	0.000
34 Liam Hendriks, R ERA:	(8, 1)	2.0	S	7	1	0	0	2	0	0	0	0	0	0	11	11	0.00	0.500

PITCHER	IP	WLS	BF	H	R	ER	SO	BB	IBB	HBP	BLK	WP	HR	S	P	ERA	WHIP

BOTTOM

Toronto Blue Jays @ Philadelphia Phillies

Bright House Field, Clearwater, FL

Tue Mar 04 2014, 6:39 PM - 9:17 PM EST

Att. 6,696 - Cloudy - 67 F

livebaseballscorecards.com

AB	32
R	3
H	6
RBI	3
BB	3
SO	6
LOB	11

Batter	1	2	3	4	5	6	7	8	9	AB	R	H	RBI	BB	SO	LOB
17 Jordan Schafer, L (1, 8) OBP: 0.316, SLG: 0.444	F7		B3-1	G1			F7	P6		4	0	0	0	0	0	2
20 Todd Cunningham, S (7, 9) OBP: 0.333, SLG: 0.714										1	0	0	0	0	0	3
2 B.J. Upton, R (1, 10) OBP: 0.278, SLG: 0.353	4 G3-1 5 BB 1B		K		K		2B		86 PB 86 FC4-2-5-1 2B	4	0	2	0	0	2	0
13 Jose Constanza, L (9, PH) OBP: 0.316, SLG: 0.333 (9, 10)										1	0	1	0	0	0	0
5 Freddie Freeman, L (1, 3) OBP: 0.588, SLG: 0.643	4 G3-1 1-2 BB		1B		23 L6-4 4 1B BB		F8		K2-3	1	0	1	0	2	0	0
59 Ernesto Mejia, R (6, 3) OBP: 0.400, SLG: 0.500										2	0	0	0	0	1	2
4 Ryan Doumit, S (1, 9) OBP: 0.375, SLG: 0.533	G3-1 1-2 2-3		F8		1-2 1B		G6-3		FC4-2-5-1 2-H	3	0	1	0	0	0	3
86 Matt Lipka, R (5, PR) OBP: 0.375, SLG: 0.286 (5, 9) (7, 8)										2	1	0	0	0	0	1
23 Chris Johnson, R (1, 5) OBP: 0.294, SLG: 0.438	G4-3			83 1B 26 BB 25 FC6-4 1B	L6-4 2-2			4-0 71 CS 14 1B BB	1B	3	1	1	0	0	0	4
7 Tyler Greene, R (6, 5) OBP: 0.429, SLG: 0.333										1	0	1	0	1	0	0
26 Dan Uggla, R (1, 4) OBP: 0.412, SLG: 0.250		K		25 FC6-4 83 1B 1-2 BB		G5-3		25 WP 71 CS 1-2 1B	F9	2	0	0	0	1	1	0
14 Ramiro Pena, S (6, 6) OBP: 0.455, SLG: 0.636										2	0	1	0	0	0	1
19 Andrelton Simmons, R (1, 6) OBP: 0.263, SLG: 0.278		G6-3		K		G5-3		K		3	0	0	0	0	1	2
84 Tommy La Stella, L (6, 4) OBP: 0.500, SLG: 0.500										1	0	0	0	0	1	2
83 Steven Lerud, L (1, 2) OBP: 0.714, SLG: 0.714		1B		25 FC6-4 1-2 2-3 1B		1B		4-1 25 WP 1-2 2-3 BB		3	0	3	0	0	0	0
71 José Yépez, R (6, 2)										0	0	0	0	1	0	0
25 Joey Terdoslavich, S (1, 7) OBP: 0.412, SLG: 0.182		G3		FC6-4 1-2f 2-3 3-H		K		4-0 1-2 2-3 BB		3	0	0	1	1	1	4
Inning Stats	R: 0 E: 0 K: 0 S: 4 H: 1 LOB: 2 BB: 1 P: 8	R: 0 E: 0 K: 1 S: 6 H: 1 LOB: 1 BB: 0 P: 6	R: 0 E: 0 K: 1 S: 6 H: 1 LOB: 1 BB: 0 P: 6	R: 1 E: 0 K: 1 S: 7 H: 2 LOB: 2 BB: 1 P: 11	R: 0 E: 0 K: 1 S: 5 H: 1 LOB: 1 BB: 1 P: 9	R: 0 E: 0 K: 1 S: 6 H: 1 LOB: 1 BB: 0 P: 6	R: 0 E: 0 K: 0 S: 4 H: 1 LOB: 1 BB: 0 P: 4	R: 0 E: 0 K: 1 S: 6 H: 1 LOB: 3 BB: 3 P: 18	R: 1 E: 1 K: 1 S: 7 H: 2 LOB: 1 BB: 0 P: 8	1B: 9 2B: 3 3B: 0 HR: 0 SF: 0 SAC: 0 DP: 1 HBP: 0						

PITCHER	IP	WLS	BF	H	R	ER	SO	BB	IBB	HBP	BLK	WP	HR	S	P	ERA	WHIP
61 Sean O'Sullivan, R (1, 1) ERA:	3.0		13	3	0	0	2	1	0	0	0	0	0	16	20	0.00	1.333
52 Kevin Munson, R (4, 1) ERA: 2.08	2.0		10	3	1	1	2	2	0	0	0	0	0	12	20	4.50	2.500
59 Antonio Bastardo, L (6, 1) ERA: 2.7	1.1		6	2	0	0	1	0	0	0	0	0	0	8	8	0.00	1.500
63 Jake Diekman, L (7, 1) ERA: 6.0	1.0		5	1	0	0	1	1	0	0	0	0	0	6	10	0.00	2.000
31 Brad Lincoln, R (8, 1) ERA:	1.2	B	8	2	1	0	1	2	0	0	0	1	0	9	18	0.00	2.400

PITCHER	IP	WLS	BF	H	R	ER	SO	BB	IBB	HBP	BLK	WP	HR	S	P	ERA	WHIP

TOP

Atlanta Braves @ Philadelphia Phillies

Bright House Field, Clearwater, FL

Wed Mar 05 2014, 1:24 PM - 4:19 PM EST

Att. 6,808 - Cloudy - 78 F

livebaseballscorecards.com

AB	36
R	2
H	11
RBI	1
BB	6
SO	7
LOB	24

WP: 1 PB: 1 SB: 0 CS: 2 PA: 42

Atlanta Braves @ Philadelphia Phillies

Bright House Field, Clearwater, FL

Wed Mar 05 2014, 1:24 PM - 4:19 PM EST

Att. 6,808 - Cloudy - 78 F

livebaseballscorecards.com

BOTTOM

Batter	1	2	3	4	5	6	7	8	9	AB	R	H	RBI	BB	SO	LOB
24 Clete Thomas, L (1, 8) 19 Tony Gwynn Jr., L (7, 8) OBP: 0.417, SLG: 0.333	P6		K		G4-3		G6-3 2-3 3-H			3 1	0 0	0 0	0 1	0 0	1 0	1 2
11 Jimmy Rollins, S (1, 6) OBP: 0.500, SLG: 0.714 66 Andrés Blanco, S (6, 6)	F8		G4-3		G6-3		K			3 1	0 0	0 0	0 0	0 0	0 1	1 2
26 Chase Utley, L (1, 4) OBP: 0.167, SLG: 0.167 16 César Hernández, S (5, 4) OBP: 0.111, SLG: 0.111	G4-6-3			F8		F8		G3		2 2	0 0	0 0	0 0	0 0	0 0	0 0
53 Bobby Abreu, L (1, 9) OBP: 0.444, SLG: 0.167 72 Kelly Dugan, L (6, PR) (7, 9)		P5		18 1B 28 1B HBP		1B		K		2 1	1 0	1 0	0 0	0 0	0 1	0 0
18 Darin Ruf, R (1, 7) OBP: 0.429, SLG: 0.471 (8, 3)		F9		28 1B 1-2 1B		F8		K		4	0	1	0	0	1	1
9 Domonic Brown, L (1, 10) OBP: 0.263, SLG: 0.125 25 Cody Asche, L (9, PH)		28 WP 28 S BB		F9		P5			K	2 1	0 0	0 0	0 0	1 0	0 1	3 0
28 Kevin Frandsen, R (1, 3) OBP: 0.273, SLG: 0.273 80 Zach Collier, L (8, 7) OBP: 0.250, SLG: 0.143	F8 1-3			1-3 2-H 1B			17 SH1-3 29 1B 19 G6-3 1B		G3-1	3 1	1 0	2 0	1 0	0 0	0 0	1 0
29 Cameron Rupp, R (1, 2) OBP: 0.143, SLG: 0.143 64 Tyson Gillies, L (7, PR) 62 Sebastian Valle, R (8, 2) 73 Tommy Joseph, R (9, 2)			G6-3	K			19 G6-3 17 SH1-3 1-2 1B		K	3 0 0 1	0 0 0 0	1 0 0 0	0 0 0 0	0 0 0 1	1 0 0 0	2 0 0 0
17 Reid Brignac, L (1, 5)			HBP		L3		SH1-3 1-2 2-3			1	0	0	0	0	0	0

	AB	31
	R	2
	H	5
	RBI	2
	BB	1
	SO	7
	LOB	13

Inning Stats	1	2	3	4	5	6	7	8	9
	R: 0 E: 0 K: 0 S: 3	H: 0 LOB: 0 BB: 0 P: 3	R: 0 E: 0 K: 0 S: 3	H: 0 LOB: 1 BB: 1 P: 9	R: 0 E: 0 K: 1 S: 5	H: 0 LOB: 1 BB: 0 P: 6	R: 1 E: 0 S: 7	H: 2 LOB: 2 BB: 0 P: 8	R: 0 E: 0 K: 0 S: 3	H: 0 LOB: 0 BB: 0 P: 3
	R: 0 E: 0 K: 0 S: 4	H: 1 LOB: 1 BB: 0 P: 4	R: 1 E: 0 K: 1 S: 7	H: 2 LOB: 2 BB: 0 P: 7	R: 0 E: 0 K: 2 S: 7	H: 0 LOB: 0 BB: 0 P: 7	R: 0 E: 0 K: 2 S: 7	H: 0 LOB: 0 BB: 0 P: 7	1B: 5 2B: 0 3B: 0 HR: 0	SF: 0 SAC: 1 DP: 0 HBP: 2	WP: 1 PB: 0 SB: 1 CS: 0	PA: 35

PITCHER		IP	WLS	BF	H	R	ER	SO	BB	IBB	HBP	BLK	WP	HR	S	P	ERA	WHIP
37 Brandon Beachy, R ERA: 3.86	(1, 1)	3.0		11	0	0	0	1	1	0	1	0	1	0	11	18	0.00	0.333
82 Ian Thomas, L ERA: 3.0	(4, 1)	1.0	B	6	2	1	1	1	0	0	1	0	0	0	7	8	9.00	2.000
70 Daniel Rodriguez, L ERA: 3.38	(5, 1)	2.0		7	1	0	0	0	0	0	0	0	0	0	7	7	0.00	0.500
38 Anthony Varvaro, R ERA: 19.29	(7, 1)	1.0		5	2	1	1	1	0	0	0	0	0	0	7	7	9.00	2.000
48 David Carpenter, R ERA: 3.0	(8, 1)	1.0		3	0	0	0	2	0	0	0	0	0	0	7	7	0.00	0.000

PITCHER		IP	WLS	BF	H	R	ER	SO	BB	IBB	HBP	BLK	WP	HR	S	P	ERA	WHIP
81 Shae Simmons, R ERA: 7.36	(9, 1)	1.0		3	0	0	0	2	0	0	0	0	0	0	7	7	0.00	0.000

New York Yankees @ Philadelphia Phillies

Bright House Field, Clearwater, FL

Thu Mar 06 2014, 3:09 PM - 5:27 PM EST

Att. 6,935 - Partly Cloudy - 66 F

livebaseballscorecards.com

TOP

Batter	1	2	3	4	5	6	7	8	9	AB	R	H	RBI	BB	SO	LOB
11 Brett Gardner, L (1, 7) OBP: 0.357, SLG: 0.385	G3		F8		K		72 BB 2-H 1B	L6		3	0	0	0	0	1	0
95 Adonis García, R (5, 9) OBP: 0.500, SLG: 0.583										2	0	1	1	0	0	1
2 Derek Jeter, R (1, 6) OBP: 0.231, SLG: 0.250	G5-3		1B		2B		BB 4-0 72		66 PB 72 G1-3 1B	3	0	2	0	0	0	0
89 Yangervis Solarte, S (6, 6) OBP: 0.733, SLG: 1.154										1	0	1	0	1	0	0
25 Mark Teixeira, S (1, 3)	G3		F8		P6		BB 4-0 1-2 2-3		G1-3 1-2	3	0	0	0	0	0	2
72 Corban Joseph, L (5, 3) OBP: 0.333, SLG: 0.167										1	0	0	0	1	0	1
34 Brian McCann, L (1, 2) OBP: 0.429, SLG: 0.667	F7		K			F8	L8		K 2-3	2	0	0	0	0	1	1
66 John Ryan Murphy, R (4, 2) OBP: 0.214, SLG: 0.385										3	0	0	0	0	1	4
12 Alfonso Soriano, R (1, 10)	K		K	K		K		86 E 1B	K	3	0	0	0	0	3	0
82 Gary Sánchez, R (8, PH) OBP: 0.375, SLG: 0.750										2	1	1	0	0	1	1
(8, 10)																
33 Kelly Johnson, L (1, 5) OBP: 0.429, SLG: 0.500	14 BB 1B			14 S 1B		G6-3		K		3	0	2	0	0	0	0
73 Antoan Richardson, S (6, 8) OBP: 0.300, SLG: 0.300										1	0	0	0	0	1	1
14 Brian Roberts, S (1, 4) OBP: 0.308, SLG: 0.182	4-0 97 FC4-6 1-2 BB		P4 1-0 1-2				P3	E6 81 SF9 1-H 2B		2	0	0	0	1	0	1
86 José Pirela, R (7, 4) OBP: 0.364, SLG: 0.727										1	1	1	1	0	0	0
97 Mason Williams, L (1, 8) OBP: 0.182, SLG: 0.273	FC4-6 1-2f		K				95 1B 2B	4-0 BB		2	0	0	0	0	1	3
24 Scott Sizemore, R (6, 5) OBP: 0.750, SLG: 1.000										1	1	1	0	1	0	0
81 Ramón Flores, L (1, 9) OBP: 0.200, SLG: 0.429		HR			F7		F9	SF9 3-H		3	1	1	2	0	0	1
(5, 7)																

	AB	R	H	RBI	BB	SO	LOB
AB	36						
R	4						
H	10						
RBI	4						
BB	4						
SO	9						
LOB	16						

Inning Stats	1	2	3	4	5	6	7	8	9
	R: 0 E: 0 K: 0 S: 3	H: 0 LOB: 0 BB: 0 P: 3	R: 0 E: 0 K: 1 S: 6	H: 1 LOB: 2 BB: 1 P: 10	R: 1 E: 0 K: 1 S: 7	H: 2 LOB: 1 BB: 0 P: 7	R: 0 E: 0 K: 2 S: 8	H: 1 LOB: 1 BB: 0 P: 9	R: 0 E: 0 K: 1 S: 6	H: 1 LOB: 1 BB: 0 P: 6	R: 0 E: 0 K: 1 S: 5	H: 0 LOB: 0 BB: 0 P: 5	R: 1 E: 0 K: 0 S: 5	H: 2 LOB: 3 BB: 2 P: 13	R: 2 E: 1 K: 1 S: 7	H: 2 LOB: 1 BB: 1 P: 11	R: 0 E: 0 K: 2 S: 8	H: 1 LOB: 1 BB: 0 P: 9

	1B	SF	WP	PA
	6	1	0	41
	2B	SAC	PB	
	3	0	1	
	3B	DP	SB	
	0	0	1	
	HR	HBP	CS	
	1	0	0	

PITCHER		IP	WLS	BF	H	R	ER	SO	BB	IBB	HBP	BLK	WP	HR	S	P	ERA	WHIP
38 Kyle Kendrick, R ERA: 7.2	(1, 1)	3.0		13	3	1	1	2	1	0	0	0	0	1	16	20	3.00	1.333
58 Jonathan Papelbon, R ERA:	(4, 1)	1.0		4	1	0	0	2	0	0	0	0	0	0	8	9	0.00	1.000
77 Mario Hollands, L ERA: 13.5	(5, 1)	2.0		7	1	0	0	2	0	0	0	0	0	0	11	11	0.00	0.500
47 Jeremy Horst, L ERA: 6.75	(7, 1)	1.0	H	7	2	1	1	0	2	0	0	0	0	0	5	13	9.00	4.000
48 Phillippe Aumont, R	(8, 1)	1.0	L	6	2	2	1	1	1	0	0	0	0	0	7	11	9.00	3.000

PITCHER		IP	WLS	BF	H	R	ER	SO	BB	IBB	HBP	BLK	WP	HR	S	P	ERA	WHIP
30 Justin De Fratus, R ERA: 3.0	(9, 1)	1.0		4	1	0	0	2	0	0	0	0	0	0	8	9	0.00	1.000

BOTTOM

New York Yankees @ Philadelphia Phillies

Bright House Field, Clearwater, FL

Thu Mar 06 2014, 3:09 PM - 5:27 PM EST

Att. 6,935 - Partly Cloudy - 66 F

livebaseballscorecards.com

Batter	1	2	3	4	5	6	7	8	9	AB	R	H	RBI	BB	SO	LOB
13 Freddy Galvis, S (1, 6) OBP: 0.222, SLG: 0.353	G3		HR		K			G1-3		3	1	1	1	0	1	0
66 Andrés Blanco, S (7, 6)										1	0	0	0	0	0	0
28 Kevin Frandsen, R (1, 5) OBP: 0.200, SLG: 0.200	G6-3		G4-3			G4-3		G1-3		4	0	0	0	0	0	0
(5, 4)																
26 Chase Utley, L (1, 4) OBP: 0.143, SLG: 0.143	K			K		K			L5	2	0	0	0	0	2	0
25 Cody Asche, L (5, 5)										2	0	0	0	0	1	0
6 Ryan Howard, L (1, 3) OBP: 0.214, SLG: 0.154		G4-3		F7		1B			K	3	0	1	0	0	0	0
13 Albert Cartwright, R (6, PR)										0	0	0	0	0	0	0
18 Darin Ruf, R (7, 3) OBP: 0.409, SLG: 0.444										1	0	0	0	0	1	0
3 Marlon Byrd, R (1, 9) OBP: 0.375, SLG: 0.625		G3-1 2B		G5-3		K			P6	3	0	1	0	0	1	1
65 Leandro Castro, R (7, 9) OBP: 0.125, SLG: 0.250										1	0	0	0	0	0	0
9 Domonic Brown, L (1, 7) OBP: 0.286, SLG: 0.118	G3-1	2-3			51 CS BB		G6-3			1	0	0	0	1	0	1
19 Tony Gwynn Jr., L (7, 7) OBP: 0.385, SLG: 0.300										1	0	0	0	0	0	0
51 Carlos Ruiz, R (1, 2) OBP: 0.462, SLG: 0.600	F9				1-2 HR		G6-3			2	1	1	1	0	0	1
4 Lou Marson, R (7, 2) OBP: 0.333, SLG: 0.667										1	0	0	0	0	0	0
15 John Mayberry Jr., R (1, 8) OBP: 0.455, SLG: 1.091			G4-3		HR		2B			3	1	2	1	0	0	0
17 Reid Brignac, L (1, 10)			G4-3		K			F9		2	0	0	0	0	1	0
74 Maikel Franco, R (8, PH) OBP: 0.294, SLG: 0.200										1	0	0	0	0	0	0
(9, 10)																

Inning Stats	1	2	3	4	5	6	7	8	9
R:	0	0	1	0	2	0	0	0	0
E:	0	0	0	0	0	0	0	0	0
K:	1	0	0	1	2	2	3	3	1
S:	5	4	5	5	11	8	3	3	5
H:	0	1	1	0	2	1	1	0	0
LOB:	0	1	1	0	0	1	1	0	0
BB:	0	0	0	0	1	0	0	0	0
P:	5	4	8	5	20	8	3	3	5

AB	31
R	3
H	6
RBI	3
BB	1
SO	7
LOB	3

1B:	1
2B:	2
3B:	0
HR:	3
SF:	0
SAC:	0
DP:	0
HBP:	0

WP:	0
PB:	0
SB:	0
CS:	1
PA:	32

PITCHER		IP	WLS	BF	H	R	ER	SO	BB	IBB	HBP	BLK	WP	HR	S	P	ERA	WHIP
19 Masahiro Tanaka, R ERA: 1.8	(1, 1)	3.0		11	2	1	1	1	0	0	0	0	0	1	14	17	3.00	0.667
74 Bruce Billings, R ERA: 3.86	(4, 1)	2.0		8	2	2	2	3	1	0	0	0	0	2	16	25	9.00	1.500
57 Chris Leroux, R ERA:	(6, 1)	1.0		4	1	0	0	2	0	0	0	0	0	0	8	8	0.00	1.000
88 Danny Burawa, R ERA: 3.0	(7, 1)	1.0	W	3	1	0	0	0	0	0	0	0	0	0	3	3	0.00	1.000
92 Fred Lewis, L ERA:	(8, 1)	1.1	H	4	0	0	0	0	0	0	0	0	0	0	4	4	0.00	0.000

PITCHER		IP	WLS	BF	H	R	ER	SO	BB	IBB	HBP	BLK	WP	HR	S	P	ERA	WHIP
84 Mark Montgomery, R ERA:	(9, 1)	0.2	S	2	0	0	0	1	0	0	0	0	0	0	4	4	0.00	0.000

Batter	1	2	3	4	5	6	7	8	9	AB	R	H	RBI	BB	SO	LOB
Inning Stats										1B: 0 2B: 0 3B: 0 HR: 0		SF: 0 SAC: 0 DP: 0 HBP: 0		WP: 0 PB: 0 SB: 0 CS: 0		PA: 0	

Philadelphia Phillies @ Detroit Tigers

Joker Marchant Stadium, Lakeland, FL

Thu Mar 06 2014, 1:05 PM EST

livebaseballscorecards.com

TOP

AB	0
R	0
H	0
RBI	0
BB	0
SO	0
LOB	0

PITCHER	IP	WLS	BF	H	R	ER	SO	BB	IBB	HBP	BLK	WP	HR	S	P	ERA	WHIP

PITCHER	IP	WLS	BF	H	R	ER	SO	BB	IBB	HBP	BLK	WP	HR	S	P	ERA	WHIP

Batter	1	2	3	4	5	6	7	8	9	AB	R	H	RBI	BB	SO	LOB
Inning Stats										1B: 0 2B: 0 3B: 0 HR: 0		SF: 0 SAC: 0 DP: 0 HBP: 0					

PITCHER	IP	WLS	BF	H	R	ER	SO	BB	IBB	HBP	BLK	WP	HR	S	P	ERA	WHIP

PITCHER	IP	WLS	BF	H	R	ER	SO	BB	IBB	HBP	BLK	WP	HR	S	P	ERA	WHIP

BOTTOM

Philadelphia Phillies @ Detroit Tigers

Joker Marchant Stadium, Lakeland, FL

Thu Mar 06 2014, 1:05 PM EST

livebaseballscorecards.com

AB	**0**
R	**0**
H	**0**
RBI	**0**
BB	**0**
SO	**0**
LOB	**0**

WP: 0 PA: 0
PB: 0
SB: 0
CS: 0

Philadelphia Phillies @ Baltimore Orioles

Ed Smith Stadium, Sarasota, FL

Fri Mar 07 2014, 1:09 PM - 4:10 PM EST

Att. 7,297 - Partly Cloudy - 65 F

TOP

livebaseballscorecards.com

Batter	1	2	3	4	5	6	7	8	9	AB	R	H	RBI	BB	SO	LOB
2 Ben Revere, L (1, 8) OBP: 0.316, SLG: 0.278	G1-3			G4-3	P6		G4-3		P4	3	0	0	0	0	0	2
64 Tyson Gillies, L (5, 8)										2	0	0	0	0	0	2
11 Jimmy Rollins, S (1, 6) OBP: 0.462, SLG: 0.556	K			F9	1-2 BB			F7		2	0	0	0	1	1	0
66 Andrés Blanco, S (6, 6)										1	0	0	0	0	0	0
9 Domonic Brown, L (1, 7) OBP: 0.292, SLG: 0.105	K			6 2B BB	F8			HR		2	1	0	0	1	1	3
18 Darin Ruf, R (6, 7) OBP: 0.435, SLG: 0.632										1	1	1	1	0	0	0
6 Ryan Howard, L (1, 3) OBP: 0.235, SLG: 0.250		K		3 1B 1-H 2B		K		P3		3	1	1	1	0	2	0
74 Maikel Franco, R (6, 3) OBP: 0.278, SLG: 0.188										1	0	0	0	0	0	0
3 Marlon Byrd, R (1, 9) OBP: 0.368, SLG: 0.579		F9		1B 2-H		F7		F8		3	0	1	1	0	0	0
13 Freddy Galvis, S (6, 9) OBP: 0.211, SLG: 0.333										1	0	0	0	0	0	0
53 Bobby Abreu, L (1, 10) OBP: 0.381, SLG: 0.133		F7		P3		K			F9	3	0	0	0	0	1	1
15 John Mayberry Jr., R (9, PH) OBP: 0.417, SLG: 1.000										1	0	0	0	0	0	0
28 Kevin Frandsen, R (1, 4) OBP: 0.167, SLG: 0.167			K		G6-3		L7		E5 25 BLK	3	0	0	0	0	1	0
16 César Hernández, S (7, 4) OBP: 0.100, SLG: 0.100										1	0	0	0	0	0	0
25 Cody Asche, L (1, 5) OBP: 0.176, SLG: 0.133			K		29 1B 2B		K		1-2 BB	3	0	1	0	1	2	0
29 Cameron Rupp, R (1, 2) OBP: 0.300, SLG: 0.600			L7		11 BB 2-3 1B		HR		P4	3	1	2	1	0	0	0
73 Tommy Joseph, R (7, 2)										1	0	0	0	0	0	2
TOTAL										**34**	**4**	**6**	**4**	**3**	**8**	**10**

Inning Stats	1	2	3	4	5	6	7	8	9
	R: 0 H: 0 E: 0 LOB: 0 K: 2 BB: 0 S: 7 P: 7	R: 0 H: 0 E: 0 LOB: 0 K: 1 BB: 0 S: 5 P: 5	R: 0 H: 0 E: 0 LOB: 0 K: 2 BB: 0 S: 7 P: 7	R: 2 H: 2 E: 0 LOB: 1 K: 0 BB: 1 S: 5 P: 9	R: 0 H: 2 E: 0 LOB: 3 K: 0 BB: 1 S: 5 P: 9	R: 0 H: 0 E: 0 LOB: 0 K: 2 BB: 0 S: 7 P: 7	R: 1 H: 1 E: 0 LOB: 0 K: 1 BB: 0 S: 6 P: 6	R: 1 H: 1 E: 0 LOB: 0 K: 0 BB: 0 S: 5 P: 8	R: 0 H: 0 E: 1 LOB: 2 K: 0 BB: 1 S: 4 P: 8

1B: 2 SF: 0
2B: 2 SAC: 0
3B: 0 DP: 0
HR: 2 HBP: 0

WP: 0 PA: 37
PB: 0
SB: 0
CS: 0

PITCHER	IP	WLS	BF	H	R	ER	SO	BB	IBB	HBP	BLK	WP	HR	S	P	ERA	WHIP
31 Ubaldo Jiménez, R (1, 1) ERA:	2.0	W	6	0	0	0	3	0	0	0	0	0	0	12	12	0.00	0.000
17 Brian Matusz, L (3, 1) ERA: 4.5	2.0	H	9	2	2	2	2	1	0	0	0	0	0	12	16	9.00	1.500
50 Miguel González, R (5, 1) ERA: 3.86	0.1		3	2	0	0	0	0	0	0	0	0	0	3	3	0.00	6.000
80 Eddie Gamboa, R (5, 1) ERA:	1.2		6	0	0	0	2	1	0	0	0	0	0	9	13	0.00	0.600
91 Alfredo Aceves, R (7, 1) ERA: 6.0	2.0		8	2	2	2	1	0	0	0	0	0	2	11	14	9.00	1.000

PITCHER	IP	WLS	BF	H	R	ER	SO	BB	IBB	HBP	BLK	WP	HR	S	P	ERA	WHIP
61 Kelvin De La Cruz, L (9, 1) ERA:	1.0		5	0	0	0	0	1	0	0	1	0	0	4	8	0.00	1.000

BOTTOM

Batter	1	2	3	4	5	6	7	8	9	AB	R	H	RBI	BB	SO	LOB
9 David Lough, L (1, 7) OBP: 0.462, SLG: 0.545 41 Julio Borbon, L (6, PR) OBP: 0.364, SLG: 0.222 (7, 7)	F8		HBP; FC4	P5		E6 51 G4-6-3 3-H		G4-3		4	1	0	1	0	0	6
										1	0	0	0	0	0	0
21 Nick Markakis, L (1, 9) OBP: 0.700, SLG: 1.200 51 Henry Urrutia, L (5, PR) (6, 9)	2B		19 1B 10 G5-3 32 FC6-4 1-H 1B	10 WP 3B	19 1B 2B	G4-6-3 1-2f		L8		4	2	4	1	0	0	0
										2	1	0	0	0	0	2
10 Adam Jones, R (1, 8) OBP: 0.200, SLG: 0.111 28 Steve Pearce, R (6, 3) OBP: 0.333, SLG: 0.412	F8		G5-3 1-2	23 1B 32 1B BB 3-H	L9		BBBB 27 F9 34 1B 63 SF8 BB	CCC		3	1	0	0	1	0	3
										1	1	0	0	1	1	0
19 Chris Davis, L (1, 3) OBP: 0.400, SLG: 0.800 34 Quintin Berry, L (5, PR) OBP: 0.500, SLG: 0.556 (6, 8)	CCC		32 FC6-4 2 1B 2-3 1B	F7	23 BB 32 E 2-H 1B		69 BB 1-2 1B			4	1	2	1	0	1	2
										1	1	1	0	0	0	0
23 Nelson Cruz, R (1, 10) OBP: 0.500, SLG: 0.286 27 Delmon Young, R (7, PH) OBP: 0.300, SLG: 0.400 (8, 10)		F8	32 FC6-4 1B	32 1B 2 1B 1-2 1B	BBB 32 E 1-2 BB		F9 2-3			3	1	2	0	1	0	0
										1	0	0	0	0	0	2
32 Matt Wieters, S (1, 2) OBP: 0.222, SLG: 0.222 63 Caleb Joseph, R (6, 2)		G3-1	FC6-4 3 BB 2 1B 1 HBP 1-2f 2-3 3-H	3 BB 2 1B 1 SF9 1-3 2-H 1B	E3 1-3 2-H		SF8 3-H			4	2	1	2	0	0	3
										0	0	0	1	0	0	0
2 J.J. Hardy, R (1, 6) OBP: 0.400, SLG: 0.400 69 Iván De Jesús Jr., R (6, 6) OBP: 0.333, SLG: 0.143		3 HR 1B	1 HBP 3 BB 1-2 3-H 1B	1 SF9 3 BB 1-2 3-H 1B	P2		BBBB 1-2 BB			4	1	3	2	0	0	3
										0	0	0	0	1	0	0
3 Ryan Flaherty, L (1, 5) OBP: 0.438, SLG: 0.714 67 Michael Almanzar, R (6, PR) OBP: 0.200, SLG: 0.111 (7, 5)		BSX 1-1 1-H HR	BBBB 1 HBP 1-2 2-3 BB	BBBB 1-2 2-3 BB	1 G3 9 E 2B		P3			2	1	2	2	2	0	0
										1	1	0	0	0	0	2
1 Jemile Weeks, S (1, 4) OBP: 0.294, SLG: 0.231 6 Jonathan Schoop, R (7, 4) OBP: 0.600, SLG: 1.111		F8	H 9 FC4 1-2 2-3 3-H HBP	SF9 2-3 3-H	G3 2-3			BBBSSX 3-2 HR		2	0	0	2	0	0	1
										1	1	1	1	0	0	0
Inning Stats	R: 0 E: 0 K: 1 S: 6 H: 1 LOB: 1 BB: 0 P: 6	R: 2 E: 0 K: 0 S: 6 H: 2 LOB: 0 BB: 0 P: 7	R: 4 E: 0 K: 0 S: 7 H: 4 LOB: 3 BB: 1 P: 14	R: 4 E: 0 K: 0 S: 7 H: 4 LOB: 2 BB: 2 P: 15	R: 2 E: 1 K: 0 S: 5 H: 2 LOB: 3 BB: 1 P: 9	R: 1 E: 1 K: 0 S: 4 H: 1 LOB: 2 BB: 0 P: 4	R: 1 E: 0 K: 0 S: 4 H: 1 LOB: 2 BB: 2 P: 12	R: 1 E: 0 K: 1 S: 8 H: 1 LOB: 0 BB: 0 P: 11		1B: 10 2B: 3 3B: 1 HR: 2			SF: 2 SAC: 0 DP: 1 HBP: 2				

PITCHER		IP	WLS	BF	H	R	ER	SO	BB	IBB	HBP	BLK	WP	HR	S	P	ERA	WHIP
34 A.J. Burnett, R ERA: 12.6	(1, 1)	3.0	L	19	7	6	6	1	1	0	2	0	0	1	0	19	27	18.00	2.667
75 Miguel Alfredo Gonzalez, R ERA: 16.88	(2, 1)	1.0		9	4	4	4	0	2	0	0	0	1	0	7	15	36.00	6.000
40 Michael Stutes, R ERA: 21.0	(5, 1)	1.0		6	2	2	2	0	1	0	0	0	0	0	5	9	18.00	3.000
78 David Buchanan, R ERA: 3.0	(6, 1)	1.0		4	1	1	1	0	0	0	0	0	0	0	4	4	9.00	1.000
76 Ken Giles, R ERA: 4.5	(7, 1)	1.0		6	1	1	1	0	2	0	0	0	0	0	4	12	9.00	3.000

PITCHER		IP	WLS	BF	H	R	ER	SO	BB	IBB	HBP	BLK	WP	HR	S	P	ERA	WHIP
56 Cesar Jimenez, L ERA: 3.86	(8, 1)	1.0		4	1	1	1	1	0	0	0	0	0	1	8	11	9.00	1.000

Philadelphia Phillies @ Baltimore Orioles

Ed Smith Stadium, Sarasota, FL

Fri Mar 07 2014, 1:09 PM - 4:10 PM EST

Att. 7,297 - Partly Cloudy - 65 F

livebaseballscorecards.com

AB	38
R	15
H	16
RBI	13
BB	6
SO	2
LOB	24

Houston Astros @ Philadelphia Phillies

Bright House Field, Clearwater, FL

Sat Mar 08 2014, 1:09 PM - 4:22 PM EST

Att. 8,019 - Sunny - 63 F

TOP

livebaseballscorecards.com

Batter	1	2	3	4	5	6	7	8	9	AB	R	H	RBI	BB	SO	LOB
80 Delino DeShields, R (1, 8) 95 Chris Epps, L (9, PH)	P4		19 1B 19 1B BB		K	K			G4-3	3 1	1 0	0 0	0 0	1 0	2 0	1 0
19 Robbie Grossman, S (1, 7) OBP: 0.529, SLG: 0.615 82 Leo Heras, L (7, 7) OBP: 0.400, SLG: 0.400	G3		30 BB 1-H 1B		30 BB 13 BB BB	F9			1B	3 1	0 0	1 1	1 0	1 0	0 0	1 0
13 Jon Singleton, L (1, 3)	F8		30 BB BB		30 BB 1-2 BB		P2		K	3	0	0	0	2	1	1
30 Matt Dominguez, R (1, 5) OBP: 0.286, SLG: 0.273 86 Ronald Torreyes, R (7, 6) OBP: 0.667, SLG: 1.500		20 1B BB	1-2 2-3 BB		1-2 2-3 BB		K			1 0	0 0	0 0	0 0	3 0	1 0	0 0
29 Brett Wallace, L (1, 10) OBP: 0.167, SLG: 0.167 75 Japhet Amador, R (5, PH) (5, 10)	K	K	K		P3		K			2 2	0 0	0 0	0 0	0 0	2 1	4 3
20 J.D. Martinez, R (1, 9) OBP: 0.455, SLG: 0.444 65 Domingo Santana, R (6, PH) (6, 9)	22 G4-6-3 1-2 1B			K	F8	F9				2 2	0 0	1 0	0 0	0 0	1 0	0 0
22 Carlos Corporán, S (1, 2) OBP: 0.455, SLG: 0.500 77 René García, R (6, PH) (6, 2) 78 Tyler Heineman, S (8, 2)	G4-6-3 1-2f			9 G3-6-3 BB	9 2B 2 WP BB	K				1 1 0	0 1 0	0 0 0	0 1 0	1 1 0	0 1 0	2 0 0
9 Marwin Gonzalez, S (1, 6) OBP: 0.300, SLG: 0.474 (7, 5)		G3	G3-6-3 1-2f		2 WP 1-3 2 1B 2B	F9				4	1	1	0	0	0	1
2 Gregorio Petit, R (1, 4) OBP: 0.111, SLG: 0.111 97 Ruben Sosa, S (9, PH)		K	P3		2-H 3-H 1B				G4-3	3 1	0 0	1 0	1 0	0 0	1 0	0 0
Inning Stats	R: 0 E: 0 K: 0 S: 3 H: 0 LOB: 0 BB: 0 P: 3	R: 0 E: 0 K: 1 S: 5 H: 1 LOB: 1 BB: 1 P: 9	R: 1 E: 0 K: 2 S: 8 H: 1 LOB: 3 BB: 3 P: 20	R: 0 E: 0 K: 1 S: 4 H: 0 LOB: 0 BB: 1 P: 8	R: 0 E: 0 K: 1 S: 5 H: 0 LOB: 3 BB: 3 P: 17	R: 2 E: 0 K: 1 S: 7 H: 2 LOB: 1 BB: 1 P: 12	R: 0 E: 0 K: 2 S: 7 H: 0 LOB: 0 BB: 0 P: 7	R: 0 E: 0 K: 1 S: 5 H: 0 LOB: 0 BB: 0 P: 5	R: 0 E: 0 K: 1 S: 6 H: 1 LOB: 1 BB: 0 P: 6	1B: 4 2B: 1 3B: 0 HR: 0 SF: 0 SAC: 0 DP: 2 HBP: 0						

	AB	30
	R	3
	H	5
	RBI	2
	BB	9
	SO	10
	LOB	13

WP: 1 PA: 39
PB: 0
SB: 0
CS: 0

PITCHER		IP	WLS	BF	H	R	ER	SO	BB	IBB	HBP	BLK	WP	HR	S	P	ERA	WHIP
27 Roberto Hernandez, R ERA: 3.24	(1, 1)	3.1		15	2	1	1	4	4	0	0	0	0	0	19	35	2.70	1.800
52 Kevin Munson, R ERA: 1.5	(4, 1)	1.2		8	0	0	0	1	4	0	0	0	0	0	6	22	0.00	2.400
70 Jesse Biddle, L ERA: 12.0	(6, 1)	1.0	W	6	2	2	2	1	1	0	0	0	1	0	7	12	18.00	3.000
59 Antonio Bastardo, L ERA: 2.08	(7, 1)	1.0		3	0	0	0	2	0	0	0	0	0	0	7	7	0.00	0.000
63 Jake Diekman, L ERA: 4.5	(8, 1)	1.0		3	0	0	0	1	0	0	0	0	0	0	5	5	0.00	0.000

PITCHER		IP	WLS	BF	H	R	ER	SO	BB	IBB	HBP	BLK	WP	HR	S	P	ERA	WHIP
50 Shawn Camp, R ERA:	(9, 1)	1.0		4	1	0	0	1	0	0	0	0	0	0	6	6	0.00	1.000

BOTTOM

Houston Astros @ Philadelphia Phillies

Bright House Field, Clearwater, FL

Sat Mar 08 2014, 1:09 PM - 4:22 PM EST

Att. 8,019 - Sunny - 63 F

livebaseballscorecards.com

Batter	1	2	3	4	5	6	7	8	9	AB	R	H	RBI	BB	SO	LOB
25 Cody Asche, L (1, 5) OBP: 0.238, SLG: 0.421 17 Reid Brignac, L (8, 5) OBP: 0.375, SLG: 0.417	F7		G4-3		1-H 3-H HR		16 1B 15 2B 2B	K		4 1	2 0	2 0	3 0	0 0	0 1	0 2
11 Jimmy Rollins, S (1, 6) OBP: 0.375, SLG: 0.417 19 Tony Gwynn Jr., L (7, 8) OBP: 0.400, SLG: 0.273	L5		F8		K		16 1B 15 2B BB	FC7-5 24 1B 16 BB 1-2 2-3f		3 1	0 1	0 0	0 0	0 1	1 0	0 2
26 Chase Utley, L (1, 4) OBP: 0.176, SLG: 0.125 16 César Hernández, S (7, 4) OBP: 0.250, SLG: 0.182	BB			G4-3		F7	15 2B 1-2 2-3 1B	24 1B 1-2 2-3 BB		2 1	0 1	0 1	0 0	1 1	0 0	0 0
6 Ryan Howard, L (1, 10) OBP: 0.238, SLG: 0.300 24 Clete Thomas, L (8, PH) OBP: 0.125, SLG: 0.125 (9, 10)	K			K		3 1B 18 1B 2B	K	1-2 2-3 3-H 1B		4 1	1 0	1 1	0 1	0 0	3 0	4 0
3 Marlon Byrd, R (1, 9) OBP: 0.364, SLG: 0.545 15 John Mayberry Jr., R (7, 9) OBP: 0.429, SLG: 1.000		F7		F9		18 1B 51 HR 2-3 1B	1-H 2-H 3-H 2B	F7		3 2	1 0	1 1	0 3	0 0	0 0	0 3
18 Darin Ruf, R (1, 7) OBP: 0.423, SLG: 0.591 80 Zach Collier, L (6, PR) OBP: 0.222, SLG: 0.125 (7, 7)		K			G6-3	51 HR 1-2 3-H 1B	K			3 1	0 1	1 1	1 0	0 0	1 1	0 1
51 Carlos Ruiz, R (1, 2) OBP: 0.500, SLG: 0.846 21 Wil Nieves, R (7, 2) OBP: 0.143, SLG: 0.143		E5			74 FC6-4 13 BB 25 HR 1B		G4-3			3 1	2 0	2 0	3 0	0 0	0 0	0 1
13 Freddy Galvis, S (1, 8) (7, 6) OBP: 0.227, SLG: 0.300 66 Andrés Blanco, S (8, 6) OBP: 0.100, SLG: 0.100		P3			74 FC6-4 1-2 BB	G3		19 FC7-5 74 1B 1B		2 1	0 0	0 1	0 0	1 0	0 0	2 0
74 Maikel Franco, R (1, 3) OBP: 0.273, SLG: 0.200			P4		FC6-4 1-2f 2-3 25 HR	G5-3		16 BB 19 FC7-5 24 1B 1-2 1B		4	2	1	0	0	0	3
Inning Stats	R: 0 E: 0 K: 1 S: 5 H: 0 LOB: 1 BB: 1 P: 9	R: 0 E: 1 K: 1 S: 6 H: 0 LOB: 1 BB: 0 P: 6	R: 0 E: 0 K: 0 S: 3 H: 0 LOB: 0 BB: 0 P: 3	R: 0 E: 0 K: 1 S: 5 H: 0 LOB: 0 BB: 0 P: 5	R: 3 E: 0 K: 1 S: 8 H: 2 LOB: 0 BB: 1 P: 12	R: 4 E: 0 K: 0 S: 8 H: 4 LOB: 1 BB: 0 P: 11	R: 3 E: 0 K: 2 S: 10 H: 3 LOB: 1 BB: 1 P: 14	R: 1 E: 0 K: 1 S: 9 H: 3 LOB: 3 BB: 1 P: 13		1B: 7 2B: 3 3B: 0 HR: 2 SF: 0 SAC: 0 DP: 0 HBP: 0				WP: 0 PB: 0 SB: 0 CS: 0	PA: 41	

PITCHER		IP	WLS	BF	H	R	ER	SO	BB	IBB	HBP	BLK	WP	HR	S	P	ERA	WHIP
60 Dallas Keuchel, L ERA:	(1, 1)	3.0		11	0	0	0	2	1	0	0	0	0	0	14	18	0.00	0.333
31 Collin McHugh, R ERA: 13.5	(4, 1)	2.1	L	13	5	6	6	2	1	0	0	0	0	1	17	21	23.14	2.571
72 Jason Stoffel, R ERA: 5.4	(6, 1)	0.2		3	1	1	1	0	0	0	0	0	0	1	4	7	13.50	1.500
62 Luis Leroy Cruz, L ERA: 10.13	(7, 1)	0.2		6	3	3	3	2	1	0	0	0	0	0	9	13	40.50	6.000
54 David Martinez, R ERA: 6.75	(7, 1)	0.1		1	0	0	0	0	0	0	0	0	0	0	1	1	0.00	0.000

PITCHER		IP	WLS	BF	H	R	ER	SO	BB	IBB	HBP	BLK	WP	HR	S	P	ERA	WHIP
63 Chia-Jen Lo, R ERA:	(8, 1)	0.2		5	2	1	0	1	1	0	0	0	0	0	7	11	0.00	4.500
71 Bobby Doran, R ERA:	(8, 1)	0.1		2	1	0	0	0	0	0	0	0	0	0	2	2	0.00	3.000

AB	37
R	11
H	12
RBI	11
BB	4
SO	7
LOB	18

Batter	1	2	3	4	5	6	7	8	9	AB	R	H	RBI	BB	SO	LOB
2 Ben Revere, L (1, 8) OBP: 0.304, SLG: 0.273	G3			B2-3			E6 53 WP 13 G3	1-3 1B		4	0	1	0	0	0	0
13 Freddy Galvis, S (1, 4) OBP: 0.240, SLG: 0.273 16 César Hernández, S (7, 4) OBP: 0.231, SLG: 0.167	K			53 G4-6-3 BB			G3 1-2	F7		2 1	0 0	0 0	0 0	1 0	1 0	1 2
53 Bobby Abreu, L (1, 9) OBP: 0.333, SLG: 0.111 80 Zach Collier, L (7, 9) OBP: 0.200, SLG: 0.111	G3-1			G4-6-3 1-2f			G3 2-3		F8	3 1	0 0	0 0	0 0	0 0	0 0	2 0
18 Darin Ruf, R (1, 3) OBP: 0.400, SLG: 0.520		G6-3			G5-3				K	3	0	0	0	1	1	0
25 Cody Asche, L (1, 5) OBP: 0.261, SLG: 0.400 74 Maikel Franco, R (6, 5) OBP: 0.250, SLG: 0.182		19 CS BB			K		F7		K	1 2	0 0	0 0	0 0	1 0	1 1	0 2
15 John Mayberry Jr., R (1, 10) OBP: 0.353, SLG: 0.824		P4			K			E5 19 SH2-3 7 FC6		3	1	0	0	0	1	1
19 Tony Gwynn Jr., L (1, 7) OBP: 0.471, SLG: 0.333		CS 1-2	7 FC1-6 BB			7 G6-4-3 1B		SH2-3 2-3		1	0	1	0	1	0	0
7 Ronny Cedeno, R (1, 6) OBP: 0.286, SLG: 0.429			FC1-6 21 G4-6-3 1-2f			G6-4-3 1-2f		FC6 2 1B 3-H		3	0	0	1	0	0	2
21 Wil Nieves, R (1, 2) OBP: 0.100, SLG: 0.100 73 Tommy Joseph, R (8, 2)			G4-6-3 1-2f			F7		F9		3 0	0 0	0 0	0 0	0 0	0 0	2 0
Inning Stats	R: 0 E: 0 K: 1 S: 5 H: 0 LOB: 0 BB: 0 P: 5	R: 0 E: 0 K: 0 S: 2 H: 0 LOB: 0 BB: 1 P: 7	R: 0 E: 0 K: 0 S: 2 H: 0 LOB: 0 BB: 1 P: 6	R: 0 E: 0 K: 0 S: 2 H: 0 LOB: 0 BB: 1 P: 6	R: 0 E: 0 K: 2 S: 7 H: 0 LOB: 0 BB: 0 P: 7	R: 0 E: 0 K: 0 S: 3 H: 1 LOB: 0 BB: 0 P: 3	R: 0 E: 1 K: 0 S: 4 H: 0 LOB: 2 BB: 1 P: 9	R: 1 E: 1 K: 0 S: 6 H: 1 LOB: 2 BB: 0 P: 6	R: 0 E: 0 K: 2 S: 7 H: 0 LOB: 0 BB: 0 P: 7	1B: 2 2B: 0 3B: 0 HR: 0 SF: 0 SAC: 1 DP: 3 HBP: 0						

TOP

Philadelphia Phillies @ Minnesota Twins

Hammond Stadium, Fort Myers, FL

Sun Mar 09 2014, 1:09 PM - 3:50 PM EDT

Att. 8,764 - Sunny - 72 F

livebaseballscorecards.com

AB	27
R	1
H	2
RBI	1
BB	4
SO	5
LOB	12

WP: 1 PB: 0 SB: 0 CS: 1 PA: 33

PITCHER		IP	WLS	BF	H	R	ER	SO	BB	IBB	HBP	BLK	WP	HR	S	P	ERA	WHIP
37 Mike Pelfrey, R ERA: 2.45	(1, 1)	3.0		9	0	0	0	1	2	0	0	0	0	0	9	18	0.00	0.667
21 Samuel Deduno, R ERA: 1.35	(4, 1)	3.0	H	9	1	0	0	2	1	0	0	0	0	0	12	16	0.00	0.667
44 Kyle Gibson, R ERA:	(7, 1)	2.0	B	11	1	1	0	0	1	0	0	0	1	0	10	15	0.00	1.000
59 Michael Tonkin, R ERA:	(9, 1)	1.0		3	0	0	0	2	0	0	0	0	0	0	7	7	0.00	0.000

PITCHER	IP	WLS	BF	H	R	ER	SO	BB	IBB	HBP	BLK	WP	HR	S	P	ERA	WHIP

BOTTOM

Philadelphia Phillies @ Minnesota Twins

Hammond Stadium, Fort Myers, FL

Sun Mar 09 2014, 1:09 PM - 3:50 PM EDT

Att. 8,764 - Sunny - 72 F

livebaseballscorecards.com

Batter	1	2	3	4	5	6	7	8	9	AB	R	H	RBI	BB	SO	LOB
19 Darin Mastroianni, R (1, 8) OBP: 0.263, SLG: 0.176 1 Alex Presley, L (7, 8) OBP: 0.250, SLG: 0.250	BBBB 4-0 8 G6-3 7 1B BB	x 0-0 ② G3-1	x 0-0 ③ F9					x 0-0 55 CS 1B		2 1 0 0 1 0 2 1 0 1 0 0 0 0						
8 Kurt Suzuki, R (1, 2) OBP: 0.385, SLG: 0.273 12 Chris Herrmann, L (7, 2) OBP: 0.667, SLG: 0.667	x 0-0 ① G6-3 1-2	x 0-0 ③ G5-3		x 0-0 1B		SSS 0-3 ① K			3 0 1 0 0 0 1 1 0 0 0 0 1 1							
7 Joe Mauer, L (1, 3) OBP: 0.308, SLG: 0.250 55 Chris Colabello, R (7, 3) OBP: 0.611, SLG: 0.615	x 0-0 ② 2-H 1B			x 0-0 ① F8		x 0-0 ① F7		SX 0-1 ②③ F9 1-2		3 0 1 1 0 0 1 1 0 0 0 0 0 1						
16 Josh Willingham, R (1, 7) OBP: 0.143, SLG: 0.154 80 Jermaine Mitchell, L (7, 7) OBP: 0.700, SLG: 1.286	x 0-0 ③ F8			x 0-0 ② F8		SSS 0-3 ② K			x 0-0 84 CS 1B	3 0 0 0 0 1 1 1 0 1 0 0 0 0						
27 Chris Parmelee, L (1, 9) OBP: 0.316, SLG: 0.471		x 0-0 ① G3		x 0-0 ③ G3		CCC 0-3 ③			x 0-0 ① F7	4 0 0 0 0 1 2						
22 Wilkin Ramirez, R (1, 10) OBP: 0.400, SLG: 0.667 84 Dan Rohlfing, R (9, PH) OBP: 0.222, SLG: 0.125		SSS 0-3 ② K	SSS 0-3 ① K				x 0-0 ① F7		SX 0-1 ②③ P3 1-2	3 0 0 0 0 2 0 1 0 0 0 0 0 1						
79 Deibinson Romero, R (1, 5) OBP: 0.467, SLG: 0.692 5 Eduardo Escobar, S (7, PR) OBP: 0.231, SLG: 0.583 (8, 4)	x 0-0 11 FC5-4 1B		x 0-0 ② F9				x 0-0 11 FC5-2 3B			3 0 2 0 0 0 0 0 0 0 0 0 0 0						
11 Jason Bartlett, R (1, 4) 71 Brandon Waring, R (8, 5) OBP: 0.273, SLG: 0.545	x 0-0 ③ FC5-4 1-2f		BBBB 4-0 39 1B BB				x 0-0 ② FC5-2 3-H			2 0 0 0 1 0 2 0 0 0 0 0 0 0						
39 Danny Santana, S (1, 6) OBP: 0.375, SLG: 0.688		x 0-0 ① F7	x 0-0 1-2 1B				x 0-0 ③ F7			3 0 1 0 0 0 2						

	AB	31
	R	1
	H	7
	RBI	1
	BB	2
	SO	5
	LOB	14

Inning Stats	1	2	3	4	5	6	7	8	9
	R: 1 H: 1 E: 0 LOB: 0 K: 0 BB: 1 S: 3 P: 7	R: 0 H: 1 E: 0 LOB: 1 K: 1 BB: 0 S: 6 P: 6	R: 0 H: 0 E: 0 LOB: 0 K: 0 BB: 0 S: 3 P: 3	R: 0 H: 0 E: 0 LOB: 0 K: 0 BB: 0 S: 3 P: 3	R: 0 H: 1 E: 0 LOB: 2 K: 1 BB: 1 S: 6 P: 10	R: 0 H: 1 E: 0 LOB: 1 K: 2 BB: 0 S: 8 P: 8	R: 0 H: 1 E: 0 LOB: 2 K: 0 BB: 0 S: 4 P: 4	R: 0 H: 1 E: 0 LOB: 0 K: 1 BB: 0 S: 6 P: 6	R: 0 H: 1 E: 0 LOB: 0 K: 0 BB: 0 S: 4 P: 4

	1B: 6	SF: 0	WP: 0	PA: 33
	2B: 0	SAC: 0	PB: 0	
	3B: 1	DP: 0	SB: 0	
	HR: 0	HBP: 0	CS: 2	

PITCHER		IP	WLS	BF	H	R	ER	SO	BB	IBB	HBP	BLK	WP	HR	S	P	ERA	WHIP
60 Jeff Manship, R ERA: 1.29	(1, 1)	3.0		11	2	1	1	1	1	0	0	0	0	0	12	16	3.00	1.000
39 B.J. Rosenberg, R ERA: 1.5	(4, 1)	2.0		8	1	0	0	1	1	0	0	0	0	0	9	13	0.00	1.000
47 Jeremy Horst, L ERA: 9.0	(6, 1)	1.0		4	1	0	0	2	0	0	0	0	0	0	8	8	0.00	1.000
48 Phillippe Aumont, R ERA: 5.4	(7, 1)	1.0		4	1	0	0	0	0	0	0	0	0	0	4	4	0.00	1.000
31 Brad Lincoln, R ERA:	(8, 1)	2.0		6	2	0	0	1	0	0	0	0	0	0	10	10	0.00	1.000

PITCHER	IP	WLS	BF	H	R	ER	SO	BB	IBB	HBP	BLK	WP	HR	S	P	ERA	WHIP

Batter	1	2	3	4	5	6	7	8	9	AB	R	H	RBI	BB	SO	LOB
22 Jason Heyward, L (1, 9) OBP: 0.357, SLG: 0.667	HR		P4		K		K 1-2	59 BB 1B		4	1	1	1	0	2	1
13 Jose Constanza, L (7, 7) OBP: 0.393, SLG: 0.423										1	0	1	0	0	0	0
2 B.J. Upton, R (1, 8) OBP: 0.321, SLG: 0.346	5 F8 5 S 1B		E3 5 G4-6-3		G4-3		4 BB 5 1B 23 1B 1B	K		4	0	2	0	0	0	0
86 Matt Lipka, R (7, PR) OBP: 0.385, SLG: 0.304 (7, 8)										1	1	0	0	0	1	1
5 Freddie Freeman, L (1, 3) OBP: 0.536, SLG: 0.522	F8 1-3		G4-6-3 1-2f		8 BB 1B		4 BB 23 1B 1-2 2-H 1B	1-2 BB		4	1	2	1	0	0	2
59 Ernesto Mejia, R (7, 3) OBP: 0.346, SLG: 0.348										0	0	0	0	1	0	0
8 Justin Upton, R (1, 7) OBP: 0.381, SLG: 0.294	23 FC6-4 BB			F7	1-2 BB					2	0	0	0	2	1	2
25 Joey Terdoslavich, S (7, 9) OBP: 0.320, SLG: 0.158										1	0	0	0	0	1	2
4 Ryan Doumit, S (1, 10) OBP: 0.333, SLG: 0.400	K			K	K		23 1B 84 2B 1-2 2-3 BB		G1-3	4	1	0	0	1	3	4
23 Chris Johnson, R (1, 5) OBP: 0.321, SLG: 0.407	FC6-4 1-2f			26 HR 1B		G1-3	84 2B 1-2 2-H 3-H 1B		F7	4	1	2	2	0	0	2
67 Elmer Reyes, R (7, PR) OBP: 0.267, SLG: 0.333 (7, 6)										1	1	0	0	0	0	0
26 Dan Uggla, R (1, 4) OBP: 0.423, SLG: 0.421		K		1-H HR		11 G6-3 BB	1-H 2-H 2B		F7	2	1	1	2	1	1	0
84 Tommy La Stella, L (6, 4) OBP: 0.400, SLG: 0.419										2	0	1	2	0	0	0
11 Gerald Laird, R (1, 2) OBP: 0.300, SLG: 0.250		K		2B		G6-3 1-2f	K			3	0	1	0	0	1	1
71 José Yépez, R (6, 2) OBP: 0.625, SLG: 0.400										1	0	0	0	0	1	2
7 Tyler Greene, R (1, 6) OBP: 0.250, SLG: 0.182 (7, 5)		K		P1			E5 22 S 5 1B	K		4	1	0	0	0	2	1

Inning Stats	1	2	3	4	5	6	7	8	9
	R: 1 E: 0 K: 1 S: 8	H: 2 LOB: 2 BB: 1 P: 14	R: 0 E: 0 K: 3 S: 9	H: 0 LOB: 0 BB: 0 P: 9	R: 0 E: 1 K: 0 S: 3	H: 0 LOB: 0 BB: 0 P: 3	R: 2 E: 0 K: 1 S: 10	H: 3 LOB: 1 BB: 0 P: 13	R: 0 E: 0 K: 2 S: 8	H: 1 LOB: 2 BB: 1 P: 12	R: 0 E: 0 K: 0 S: 2	H: 0 LOB: 0 BB: 1 P: 6	R: 5 E: 1 K: 3 S: 14	H: 4 LOB: 2 BB: 1 P: 18	R: 0 E: 0 K: 3 S: 10	H: 1 LOB: 2 BB: 1 P: 14	R: 0 E: 0 K: 0 S: 3	H: 0 LOB: 0 BB: 0 P: 3

PITCHER		IP	WLS	BF	H	R	ER	SO	BB	IBB	HBP	BLK	WP	HR	S	P	ERA	WHIP
33 Cliff Lee, L ERA: 4.15	(1, 1)	3.2	L	15	3	2	2	5	1	0	0	0	0	1	25	31	4.91	1.091
77 Mario Hollands, L ERA: 1.42	(4, 1)	2.1		11	3	1	1	2	2	0	0	0	0	1	15	26	3.86	2.143
58 Jonathan Papelbon, R ERA:	(7, 1)	1.0		9	4	5	0	3	1	0	0	0	0	0	14	18	0.00	5.000
76 Ken Giles, R ERA: 3.0	(8, 1)	1.0		5	1	0	0	3	1	0	0	0	0	0	10	14	0.00	2.000
30 Justin De Fratus, R ERA: 2.25	(9, 1)	1.0		3	0	0	0	0	0	0	0	0	0	0	3	3	0.00	0.000

PITCHER	IP	WLS	BF	H	R	ER	SO	BB	IBB	HBP	BLK	WP	HR	S	P	ERA	WHIP

TOP

Atlanta Braves @ Philadelphia Phillies

Bright House Field, Clearwater, FL

Mon Mar 10 2014, 1:09 PM - 4:07 PM EDT

Att. 8,419 - Partly Cloudy - 73 F

livebaseballscorecards.com

AB	38
R	8
H	11
RBI	8
BB	5
SO	13
LOB	18

1B: 7	SF: 0	WP: 0	PA: 43
2B: 2	SAC: 0	PB: 0	
3B: 0	DP: 2	SB: 2	
HR: 2	HBP: 0	CS: 0	

Atlanta Braves @ Philadelphia Phillies

Bright House Field, Clearwater, FL

Mon Mar 10 2014, 1:09 PM - 4:07 PM EDT

Att. 8,419 - Partly Cloudy - 73 F

livebaseballscorecards.com

BOTTOM

Batter	1	2	3	4	5	6	7	8	9	AB	R	H	RBI	BB	SO	LOB
2 Ben Revere, L (1, 8) OBP: 0.269, SLG: 0.240	F8	G3			F8		L6		G6-3	3	0	0	0	0	0	2
24 Clete Thomas, L (6, 8) OBP: 0.100, SLG: 0.100										2	0	0	0	0	0	1
11 Jimmy Rollins, S (1, 6) OBP: 0.316, SLG: 0.333	F8		P6		P5			G3		3	0	0	0	0	0	0
66 Andrés Blanco, S (7, 6) OBP: 0.091, SLG: 0.091										1	0	0	0	0	0	0
26 Chase Utley, L (1, 4) OBP: 0.200, SLG: 0.158	3 BB 1B		G4-3		F8			G4-3		3	0	1	0	0	0	0
16 César Hernández, S (7, 4) OBP: 0.214, SLG: 0.154										1	0	0	0	0	0	0
3 Marlon Byrd, R (1, 9) OBP: 0.400, SLG: 0.583	BBBB 1-2 BB		2B			G5-3		17 WP 17 1B 1B		2	0	1	0	1	0	0
15 John Mayberry Jr., R (7, 9) OBP: 0.389, SLG: 0.833										1	1	1	0	0	0	0
6 Ryan Howard, L (1, 3) OBP: 0.250, SLG: 0.273	F8		G3			BBBB 51 G4-6-3 BB		B X 29 BB 1-H 1B		2	0	0	0	1	0	3
17 Reid Brignac, L (6, PR) (7, 3) OBP: 0.400, SLG: 0.143										1	0	1	1	0	0	0
51 Carlos Ruiz, R (1, 2) OBP: 0.474, SLG: 0.733	BBBB 9 CS BB			G4-3		X 0-0 ②③ G4-6-3 1-2f		BBBB 1-2 BB		2	0	0	0	1	0	1
29 Cameron Rupp, R (7, 2) OBP: 0.364, SLG: 0.600										0	0	0	0	1	0	0
9 Domonic Brown, L (1, 7) OBP: 0.259, SLG: 0.091	SSS 0-3 ①② K 1-2			CCC 0-3 ② K			SSS 0-3 ① K		G4-3	3	0	0	0	0	3	1
80 Zach Collier, L (8, 7) OBP: 0.182, SLG: 0.100										1	0	0	0	0	0	2
53 Bobby Abreu, L (1, 10) OBP: 0.370, SLG: 0.150	E6 74 1B			74 FC6-4 1B			BBBB 4-0 BB		G4-3	2	0	1	0	1	0	0
64 Tyson Gillies, L (9, PH)										1	0	0	0	0	0	0
74 Maikel Franco, R (1, 5) OBP: 0.259, SLG: 0.200	1-3 1B			FC6-4 1-2f			SSS 0-3 ② K		SSS 0-3 ② K	3	0	1	0	0	1	2
28 Kevin Frandsen, R (8, 5) OBP: 0.158, SLG: 0.158										1	0	0	0	0	1	0
Inning Stats	R: 0 E: 0 K: 0 S: 4 H: 1 LOB: 2 BB: 1 P: 8	R: 0 E: 1 K: 1 S: 6 H: 1 LOB: 2 BB: 1 P: 10	R: 0 E: 0 K: 0 S: 4 H: 1 LOB: 1 BB: 0 P: 4	R: 0 E: 0 K: 1 S: 6 H: 1 LOB: 1 BB: 0 P: 6	R: 0 E: 0 K: 0 S: 3 H: 0 LOB: 0 BB: 0 P: 3	R: 0 E: 0 K: 0 S: 2 H: 0 LOB: 1 BB: 1 P: 6	R: 0 E: 0 K: 2 S: 7 H: 0 LOB: 1 BB: 1 P: 11	R: 1 E: 0 K: 0 S: 5 H: 2 LOB: 2 BB: 1 P: 10	R: 0 E: 0 K: 1 S: 5 H: 0 LOB: 0 BB: 0 P: 5	1B: 5 2B: 2 3B: 0 HR: 0		SF: 0 SAC: 0 DP: 2 HBP: 0		WP: 1 PB: 0 SB: 0 CS: 1		PA: 37	

	AB	32
	R	1
	H	6
	RBI	1
	BB	5
	SO	5
	LOB	12

PITCHER	IP	WLS	BF	H	R	ER	SO	BB	IBB	HBP	BLK	WP	HR	S	P	ERA	WHIP
37 Brandon Beachy, R (1, 1) ERA: 2.7	2.0	W	10	2	0	0	1	2	0	0	0	0	0	10	18	0.00	2.000
43 Luis Avilán, L (3, 1) ERA:	1.0	H	4	1	0	0	0	0	0	0	0	0	0	4	4	0.00	1.000
66 Ryan Buchter, L (4, 1) ERA: 7.2	1.0	H	4	1	0	0	1	0	0	0	0	0	0	6	6	0.00	1.000
48 David Carpenter, R (5, 1) ERA: 1.8	1.0	H	3	0	0	0	0	0	0	0	0	0	0	3	3	0.00	0.000
72 J.R. Graham, R (6, 1) ERA: 6.0	1.0	H	3	0	0	0	0	1	0	0	0	0	0	2	6	0.00	1.000

PITCHER	IP	WLS	BF	H	R	ER	SO	BB	IBB	HBP	BLK	WP	HR	S	P	ERA	WHIP
77 Jason Hursh, R (7, 1) ERA: 3.6	2.0		10	2	1	1	2	2	0	0	0	1	0	12	21	4.50	2.000
81 Shae Simmons, R (9, 1) ERA: 4.76	1.0		3	0	0	0	1	0	0	0	0	0	0	5	5	0.00	0.000

Philadelphia Phillies @ Atlanta Braves

Champion Stadium, Lake Buena Vista, FL

Tue Mar 11 2014, 1:14 PM - 3:49 PM EDT

Att. 8,481 - Sunny - 72 F

TOP

livebaseballscorecards.com

Batter	1	2	3	4	5	6	7	8	9	AB	R	H	RBI	BB	SO	LOB
19 Tony Gwynn Jr., L (1, 8) OBP: 0.450, SLG: 0.286 15 John Mayberry Jr., R (7, 8) OBP: 0.368, SLG: 0.789	F7			G1-3			3 BB 28 1B BB		G5-3	2 1	1 0	0 0	0 0	1 0	0 0	0 0
13 Freddy Galvis, S (1, 6) OBP: 0.214, SLG: 0.240 7 Ronny Cedeno, R (7, 6) OBP: 0.250, SLG: 0.375	G3-1			F8			L9		K	3 1	0 0	0 0	0 0	0 0	0 1	1 0
3 Marlon Byrd, R (1, 9) OBP: 0.393, SLG: 0.538 24 Clete Thomas, L (7, PR) OBP: 0.091, SLG: 0.091 (7, 9)	G6-3			K			28 1B 1-2 BB		L7	2 1	0 0	0 0	0 0	1 0	1 0	0 0
6 Ryan Howard, L (1, 3) OBP: 0.222, SLG: 0.240 18 Darin Ruf, R (7, 3) OBP: 0.400, SLG: 0.520		F9			F7		K			3 0	0 0	0 0	0 0	0 0	1 0	2 0
28 Kevin Frandsen, R (1, 10) OBP: 0.182, SLG: 0.182		F9			G5-3		1B 1-2 2-H			3	0	1	1	0	0	0
9 Domonic Brown, L (1, 7) OBP: 0.233, SLG: 0.080 80 Zach Collier, L (7, 7) OBP: 0.182, SLG: 0.100		F9			P6		P6			3 0	0 0	0 0	0 0	0 0	0 0	2 0
25 Cody Asche, L (1, 5) OBP: 0.280, SLG: 0.381 17 Reid Brignac, L (6, 5) OBP: 0.455, SLG: 0.250			K			16 G4-6-3 BB		16 G4-6-3 1B		1 1	0 0	0 1	0 0	1 0	1 0	0 0
16 César Hernández, S (1, 4) OBP: 0.176, SLG: 0.125 66 Andrés Blanco, S (8, 4) OBP: 0.091, SLG: 0.091			G4-3			G4-6-3 1-2f		G4-6-3 1-2f		3 0	0 0	0 0	0 0	0 0	0 0	2 0
21 Wil Nieves, R (1, 2) OBP: 0.083, SLG: 0.083 73 Tommy Joseph, R (6, 2)			K			G4-3		G5-3		2 1	0 0	0 0	0 0	0 0	1 0	0 0
Inning Stats	R: 0 E: 0 K: 0 S: 3 H: 0 LOB: 0 BB: 0 P: 3	R: 0 E: 0 K: 0 S: 3 H: 0 LOB: 0 BB: 0 P: 3	R: 0 E: 0 K: 2 S: 7 H: 0 LOB: 0 BB: 0 P: 7	R: 0 E: 0 K: 1 S: 5 H: 0 LOB: 0 BB: 0 P: 5	R: 0 E: 0 K: 0 S: 3 H: 0 LOB: 0 BB: 0 P: 3	R: 0 E: 0 K: 0 S: 2 H: 0 LOB: 0 BB: 1 P: 6	R: 1 E: 0 K: 1 S: 6 H: 1 LOB: 2 BB: 2 P: 14	R: 0 E: 0 K: 0 S: 3 H: 1 LOB: 0 BB: 0 P: 3	R: 0 E: 0 K: 1 S: 5 H: 0 LOB: 0 BB: 0 P: 5	1B: 2 2B: 0 3B: 0 HR: 0 SF: 0 SAC: 0 DP: 2 HBP: 0						

AB	27
R	1
H	2
RBI	1
BB	3
SO	5
LOB	7

WP: 0 PB: 0 SB: 0 CS: 0 PA: 30

PITCHER		IP	WLS	BF	H	R	ER	SO	BB	IBB	HBP	BLK	WP	HR	S	P	ERA	WHIP
49 Julio Teheran, R ERA:	(1, 1)	4.0		12	0	0	0	3	0	0	0	0	0	0	18	18	0.00	0.000
80 Atahualpa Severino, L ERA: 11.25	(5, 1)	1.0	W	4	0	0	0	0	1	0	0	0	0	0	3	7	0.00	1.000
38 Anthony Varvaro, R ERA: 10.13	(6, 1)	1.0	H	2	0	0	0	0	0	0	0	0	0	0	2	2	0.00	0.000
46 Craig Kimbrel, R ERA: 1.8	(7, 1)	1.0		6	1	1	1	1	2	0	0	0	0	0	6	14	9.00	3.000
65 Juan Jaime, R ERA: 1.8	(8, 1)	1.0		3	1	0	0	0	0	0	0	0	0	0	3	3	0.00	1.000

PITCHER		IP	WLS	BF	H	R	ER	SO	BB	IBB	HBP	BLK	WP	HR	S	P	ERA	WHIP
53 Cory Gearrin, R ERA: 2.84	(9, 1)	1.0		3	0	0	0	1	0	0	0	0	0	0	5	5	0.00	0.000

Philadelphia Phillies @ Atlanta Braves

Champion Stadium, Lake Buena Vista, FL

Tue Mar 11 2014, 1:14 PM - 3:49 PM EDT

Att. 8,481 - Sunny - 72 F

BOTTOM

Batter	1	2	3	4	5	6	7	8	9	AB	R	H	RBI	BB	SO	LOB
22 Jason Heyward, L (1, 9) OBP: 0.419, SLG: 0.690	0-0 1B		BBB 3-0 BB			0-0 85 HR 1B	0-0 ① G6-3			2	1	2	0	1	0	0
86 Matt Lipka, R (7, 8) OBP: 0.370, SLG: 0.292										1	0	0	0	0	0	0
8 Justin Upton, R (1, 7) OBP: 0.348, SLG: 0.263	0-0 ① F9		0-0 ③ P4			FX 0-1 1-H HR	0-0 ② P4			2	0	0	0	0	0	2
85 Edward Salcedo, R (5, 5) OBP: 0.235, SLG: 0.500										2	1	1	2	0	0	0
5 Freddie Freeman, L (1, 3) OBP: 0.484, SLG: 0.462	0-0 ② P6			0-0 ① G6-3		0-0 ① F8	CCC 0-3 ③ K			3	0	0	0	0	0	1
68 Mark Hamilton, L (7, 3) OBP: 0.200, SLG: 0.333										1	0	0	0	0	1	0
24 Evan Gattis, R (1, 10) OBP: 0.214, SLG: 0.321	0-0 ③ F9			SSS 0-3 ② K		0-0 ② P2		0-0 13 G4-3 69 1B 2B		4	1	1	0	0	1	1
23 Chris Johnson, R (1, 5) OBP: 0.300, SLG: 0.379		0-0 ① G4-3		0-0 ③ G6-3		0-0 26 1B 19 1B 1B		0-0 ① G4-3 2-3		2	0	0	0	0	0	0
13 Jose Constanza, L (5, 7) OBP: 0.400, SLG: 0.429										2	1	1	0	0	0	1
26 Dan Uggla, R (1, 4) OBP: 0.448, SLG: 0.591		0-0 ② G6-3			BFBBX 3-1 HR	0-0 19 1B 17 3B 1-2 1B		0-0 20 HR 3-H 1B		3	1	2	1	0	0	0
69 Phil Gosselin, R (6, PR) OBP: 0.231, SLG: 0.385 (7, 4)										1	2	1	1	0	0	0
19 Andrelton Simmons, R (1, 6) OBP: 0.344, SLG: 0.387		0-0 ③ P2			0-0 17 P6-4 2B	0-0 17 3B 1-2 2-H 1B		0-0 ② F9		3	0	2	1	0	0	0
67 Elmer Reyes, R (6, PR) OBP: 0.250, SLG: 0.313 (7, 6)										1	1	0	0	0	0	1
17 Jordan Schafer, L (1, 8) OBP: 0.258, SLG: 0.400			0-0 ① G3-1		0-0 ①② P6-4 2-2f	0-0 1-H 2-H 3B		B X 1-0 1-H HR		3	0	1	2	0	0	1
20 Todd Cunningham, R (6, PR) OBP: 0.263, SLG: 0.588 (7, 9)										1	1	1	2	0	0	0
58 Christian Bethancourt, R (1, 2) OBP: 0.250, SLG: 0.250			0-0 ② F7		0-0 ③ G4-3	SSS 0-3 ③ K		CCC 0-3 ③ K		3	0	0	0	0	1	2
83 Steven Lerud, L (7, 2) OBP: 0.667, SLG: 0.667										1	0	0	0	0	1	0
Inning Stats	R: 0 E: 0 K: 0 S: 4 H: 1 LOB: 1 BB: 0 P: 4	R: 0 E: 0 K: 0 S: 3 H: 0 LOB: 0 BB: 0 P: 3	R: 0 E: 0 K: 0 S: 3 H: 0 LOB: 1 BB: 1 P: 6	R: 0 E: 0 K: 1 S: 5 H: 0 LOB: 0 BB: 0 P: 5	R: 1 E: 0 K: 0 S: 5 H: 2 LOB: 0 BB: 0 P: 8	R: 5 E: 0 K: 1 S: 12 H: 6 LOB: 2 BB: 0 P: 12	R: 0 E: 0 K: 1 S: 5 H: 0 LOB: 0 BB: 0 P: 5	R: 3 E: 0 K: 1 S: 8 H: 3 LOB: 0 BB: 0 P: 9		1B: 6 2B: 3 3B: 1 HR: 3	SF: 0 SAC: 0 DP: 1 HBP: 0						

livebaseballscorecards.com

AB	35
R	9
H	12
RBI	9
BB	1
SO	4
LOB	9

PITCHER		IP	WLS	BF	H	R	ER	SO	BB	IBB	HBP	BLK	WP	HR	S	P	ERA	WHIP
78 David Buchanan, R ERA: 1.5	(1, 1)	3.0		11	1	0	0	0	1	0	0	0	0	0	10	13	0.00	0.667
61 Sean O'Sullivan, R ERA: 7.04	(4, 1)	2.2	L	15	8	6	6	1	0	0	0	0	0	2	19	22	20.25	3.000
75 Kyle Simon, R ERA:	(6, 1)	0.1		1	0	0	0	1	0	0	0	0	0	0	3	3	0.00	0.000
59 Antonio Bastardo, L ERA: 1.69	(7, 1)	1.0		3	0	0	0	1	0	0	0	0	0	0	5	5	0.00	0.000
63 Jake Diekman, L ERA: 9.0	(8, 1)	1.0		6	3	3	3	1	0	0	0	0	0	1	8	9	27.00	3.000

PITCHER	IP	WLS	BF	H	R	ER	SO	BB	IBB	HBP	BLK	WP	HR	S	P	ERA	WHIP

Batter	1	2	3	4	5	6	7	8	9	AB	R	H	RBI	BB	SO	LOB
2 Ben Revere, L (1, 8) OBP: 0.333, SLG: 0.370 15 John Mayberry Jr., R (6, 8) OBP: 0.350, SLG: 0.750	0-0 26 G3 13 BB 9 3B 1B	0-0 13 3B 3B		0-0 ① SF8 3-H		BBB 4-0 7 G5-4-3 BB		0-0 ③ P5		2 1	2 0	2 0	1 0	1 0	0 0	0 0
13 Freddy Galvis, S (1, 6) OBP: 0.258, SLG: 0.333 7 Ronny Cedeno, R (5, 6) OBP: 0.300, SLG: 0.333	BBBB 4-0 26 G3 9 3B 1-2 BB	0-0 3-H 3B		0-0 ②③ G4-6-3 1-2f		0-0 ②③ G5-4-3 1-2f			BBBB 4-0 18 BB 28 1B BB	2 1	1 0	1 0	1 0	1 1	0 0	1 2
26 Chase Utley, L (1, 4) OBP: 0.217, SLG: 0.182 28 Kevin Frandsen, R (5, PR) OBP: 0.208, SLG: 0.208 (5, 4)	0-0 ① G3 1-2 2-3	0-0 ③ G6-3			0-0 6 1B 1B		0-0 ① G6-3		0-0 18 BB 1-2 1B	3 2	0 0	1 1	0 0	0 0	0 0	3 0
6 Ryan Howard, L (1, 10) OBP: 0.267, SLG: 0.259 64 Tyson Gillies, L (5, PR) OBP: 0.222, SLG: 0.250 (5, 10)	BBBB 4-0 9 3B BB	SSS 0-3 ① K			0-0 1-2 1B		0-0 2B	CCC 0-3 ① K		2 2	1 0	1 1	0 0	1 0	1 0	0 2
18 Darin Ruf, R (1, 3) OBP: 0.371, SLG: 0.448	0-0 ② P3	SSS 0-3 ② K			0-0 ① F3		0-0 ② G5-3		BBBB 4-0 1-2 2-3 BB	4	0	0	0	1	1	6
9 Domonic Brown, L (1, 7) OBP: 0.242, SLG: 0.179 24 Clete Thomas, L (5, 7) OBP: 0.154, SLG: 0.083 (8, 9)	0-0 1-H 2-H 3-H 3B	0-0 ③ L1			0-0 ② F8		BBBB 4-0 BB	CCC 0-3 ② K		3 1	0 0	1 0	3 0	0 1	0 1	2 3
29 Cameron Rupp, R (1, 2) OBP: 0.333, SLG: 0.500 21 Wil Nieves, R (7, 2) OBP: 0.077, SLG: 0.077	0-0 ③ G1-3			0-0 CCC 53 2B 74 1B 1B	0-3 ③ K		0-0 ③ F8		0-0 ③ F7	4 1	1 0	1 0	0 0	0 0	1 0	5 3
53 Bobby Abreu, L (1, 9) OBP: 0.419, SLG: 0.348 80 Zach Collier, L (8, 7) OBP: 0.182, SLG: 0.100	BBBB 4-0 74 G6-4-3 BB			0-0 74 1B 2 SF8 1-3 2B		0-0 3B		0-0 ① G3		3 0	1 0	2 0	0 0	1 0	0 0	0 0
74 Maikel Franco, R (1, 5) OBP: 0.258, SLG: 0.207		0-0 ①② G6-4-3 1-2f		0-0 13 G4-6-3 2-3 3-H 1B		SSS 0-3 ① K		0-0 ② F8		4	0	1	1	0	1	2

Inning Stats										
	R: 3 E: 0 K: 0 S: 5	H: 2 LOB: 1 BB: 2 P: 13	R: 1 E: 0 K: 0 S: 4	H: 2 LOB: 1 BB: 1 P: 8	R: 0 E: 0 K: 2 S: 7	H: 0 LOB: 0 BB: 0 P: 7	R: 2 E: 0 K: 0 S: 5	H: 3 LOB: 0 BB: 0 P: 5	R: 0 E: 0 K: 1 S: 7	H: 2 LOB: 2 BB: 0 P: 7
	R: 0 E: 0 K: 1 S: 5	H: 1 LOB: 1 BB: 1 P: 9	R: 0 E: 0 K: 0 S: 4	H: 1 LOB: 2 BB: 1 P: 8	R: 0 E: 0 K: 0 S: 3	H: 0 LOB: 0 BB: 0 P: 3	R: 0 E: 0 K: 2 S: 8	H: 1 LOB: 3 BB: 2 P: 16	1B: 6 2B: 2 3B: 4 HR: 0	SF: 1 SAC: 0 DP: 3 HBP: 0	WP: 0 PB: 0 SB: 0 CS: 0	PA: 43

PITCHER		IP	WLS	BF	H	R	ER	SO	BB	IBB	HBP	BLK	WP	HR	S	P	ERA	WHIP
31 Ubaldo Jiménez, R ERA: 9.0	(1, 1)	2.0	L	12	4	4	4	0	3	0	0	0	0	0	9	21	18.00	3.500
53 Zack Britton, L ERA: 1.29	(3, 1)	1.0		3	0	0	0	2	0	0	0	0	0	0	7	7	0.00	0.000
74 Eduardo Rodriguez, L ERA: 12.0	(4, 1)	2.0		10	5	2	2	1	0	0	0	0	0	0	12	12	9.00	2.500
56 Darren O'Day, R ERA:	(6, 1)	1.0		4	1	0	0	1	1	0	0	0	0	0	5	9	0.00	2.000
52 Steve Johnson, R ERA: 2.57	(7, 1)	2.0		8	1	0	0	0	1	0	0	0	0	0	7	11	0.00	1.000

PITCHER		IP	WLS	BF	H	R	ER	SO	BB	IBB	HBP	BLK	WP	HR	S	P	ERA	WHIP
61 Kelvin De La Cruz, L ERA:	(9, 1)	1.0		6	1	0	0	2	2	0	0	0	0	0	8	16	0.00	3.000

TOP

Philadelphia Phillies @ Baltimore Orioles

Ed Smith Stadium, Sarasota, FL

Wed Mar 12 2014, 1:09 PM - 4:17 PM EDT

Att. 7,010 - Cloudy - 75 F

livebaseballscorecards.com

AB	35
R	6
H	12
RBI	6
BB	7
SO	6
LOB	29

BOTTOM

Philadelphia Phillies @ Baltimore Orioles

Ed Smith Stadium, Sarasota, FL

Wed Mar 12 2014, 1:09 PM - 4:17 PM EDT

Att. 7,010 - Cloudy - 75 F

livebaseballscorecards.com

Batter	1	2	3	4	5	6	7	8	9	AB	R	H	RBI	BB	SO	LOB
9 David Lough, L (1, 8) OBP: 0.320, SLG: 0.435 38 Xavier Paul, L (6, 9) OBP: 0.333, SLG: 0.350	G3		K 1-2		K		K		P4	3 2	0 0	0 0	0 0	0 0	2 1	1 2
1 Jemile Weeks, S (1, 4) OBP: 0.370, SLG: 0.211 12 Alexi Casilla, S (6, 4)	F8		21 HBP HBP		21 CS 1B			G6-3		2 1	0 0	1 0	0 0	0 0	0 0	0 0
21 Nick Markakis, L (1, 9) OBP: 0.545, SLG: 0.810 34 Quintin Berry, L (6, 8) OBP: 0.350, SLG: 0.421	G6-3		19 G4-6-3 1-2 2-3 HBP		G4-3 1-2			G6-3		2 1	0 0	0 0	0 0	0 0	0 0	1 0
19 Chris Davis, L (1, 3) OBP: 0.545, SLG: 0.895 51 Henry Urrutia, L (6, PR) OBP: 0.294, SLG: 0.313 (7, 7)		23 2B 3 SF8 1B	G4-6-3 1-2f			3 G4-6-3 BB		F7		2 1	1 0	1 0	0 0	1 0	0 0	3 0
23 Nelson Cruz, R (1, 7) OBP: 0.500, SLG: 0.588 67 Michael Almanzar, R (7, 5) OBP: 0.364, SLG: 0.600		3 SF8 1-3 2B		P3		F7			36 HR BB	3 0	0 1	1 0	0 0	0 1	0 0	1 0
3 Ryan Flaherty, L (1, 5) OBP: 0.345, SLG: 0.480 28 Steve Pearce, R (7, 3) OBP: 0.357, SLG: 0.500		SF8 2-3 3-H		K		G4-6-3 1-2f			F8	2 1	0 0	0 0	1 0	0 0	1 0	1 1
2 J.J. Hardy, R (1, 6) OBP: 0.455, SLG: 0.600 48 Johnny Monell, L (7, PR) OBP: 0.438, SLG: 0.571 (8, 2)		F7		L6			14 L5-4 45 1B 1B		F9	3 1	0 0	1 0	0 0	0 0	0 0	1 1
45 Steve Clevenger, L (1, 2) OBP: 0.526, SLG: 0.625 36 Alex Gonzalez, R (8, 6) OBP: 0.389, SLG: 0.778		G4-3			14 HR BB				1-H HR	2 1	1 1	1 1	0 2	1 0	0 0	1 0
14 Nolan Reimold, R (1, 10) OBP: 0.455, SLG: 0.471			21 HBP 9 S 1B		1-H HR		L5-4 2-2		BB	3	1	2	2	1	0	2

Inning Stats	1	2	3	4	5	6	7	8	9	1B: 5	SF: 1	WP: 0	PA: 37
	R: 0 E: 0 K: 0 S: 3	R: 1 E: 0 K: 0 S: 5	R: 0 E: 0 K: 1 S: 5	R: 0 E: 0 K: 1 S: 5	R: 2 E: 0 K: 1 S: 7	R: 0 E: 0 K: 0 S: 2	R: 0 E: 0 K: 1 S: 6	R: 0 E: 0 K: 0 S: 3	R: 2 E: 0 K: 0 S: 5	2B: 2 3B: 0 HR: 2	SAC: 0 DP: 3 HBP: 2	PB: 0 SB: 1 CS: 1	
	H: 0 LOB: 0 BB: 0 P: 3	H: 2 LOB: 1 BB: 0 P: 5	H: 1 LOB: 2 BB: 0 P: 8	H: 0 LOB: 0 BB: 0 P: 5	H: 2 LOB: 0 BB: 1 P: 15	H: 0 LOB: 1 BB: 1 P: 6	H: 2 LOB: 1 BB: 0 P: 6	H: 0 LOB: 0 BB: 0 P: 3	H: 1 LOB: 1 BB: 2 P: 16				

PITCHER	IP	WLS	BF	H	R	ER	SO	BB	IBB	HBP	BLK	WP	HR	S	P	ERA	WHIP
34 A.J. Burnett, R (1, 1) ERA: 10.0	4.0	W	18	4	3	3	2	1	0	2	0	0	1	20	30	6.75	1.250
50 Shawn Camp, R (5, 1) ERA:	1.0	H	3	1	0	0	1	0	0	0	0	0	0	5	6	0.00	1.000
48 Phillippe Aumont, R (6, 1) ERA: 4.5	1.0	H	3	0	0	0	0	1	0	0	0	0	0	2	6	0.00	1.000
52 Kevin Munson, R (7, 1) ERA: 1.29	1.0	H	4	2	0	0	1	0	0	0	0	0	0	6	6	0.00	2.000
56 Cesar Jimenez, L (8, 1) ERA: 5.4	2.0	S	9	1	2	2	0	2	0	0	0	0	1	8	19	9.00	1.500

PITCHER	IP	WLS	BF	H	R	ER	SO	BB	IBB	HBP	BLK	WP	HR	S	P	ERA	WHIP

Batter	1	2	3	4	5	6	7	8	9	AB	R	H	RBI	BB	SO	LOB
22 Jacoby Ellsbury, L (1, 8) OBP: 0.320, SLG: 0.350	F8			G4-3			HR		F9	3	1	1	1	0	0	0
97 Mason Williams, L (7, 8) OBP: 0.211, SLG: 0.294										1	0	0	0	0	0	0
31 Ichiro Suzuki, L (1, 9) OBP: 0.217, SLG: 0.143	G1-3			F7			G6-3		K	3	0	0	0	0	0	0
94 Taylor Dugas, L (7, 9)										1	0	0	0	0	1	0
25 Mark Teixeira, S (1, 3) OBP: 0.250, SLG: 0.200	G1-3			L5			33 2B BB		F8	2	0	0	0	1	0	0
87 Francisco Arcia, L (7, PR) OBP: 0.333, SLG: 0.500										1	0	0	0	0	0	0
(7, 3)																
33 Kelly Johnson, L (1, 5) OBP: 0.423, SLG: 0.591		K			G4-3		29 1B 1-H 2B			3	0	1	0	0	1	0
78 Rob Segedin, R (7, PR)										0	1	0	0	0	0	0
(7, 5)																
29 Francisco Cervelli, R (1, 2) OBP: 0.524, SLG: 1.000		G5-3			G6-3		1B 3-H			3	0	1	1	0	0	0
96 Peter O'Brien, R (7, 2)										0	0	0	0	0	0	0
89 Yangervis Solarte, S (1, 6) OBP: 0.600, SLG: 0.818		G3			G4-3		K			3	0	0	0	0	1	2
79 Carmen Angelini, R (7, 6)										0	0	0	0	0	0	0
24 Scott Sizemore, R (1, 4) OBP: 0.462, SLG: 0.400			G4-3			53 G6-4-3 1B		F9		2	0	1	0	0	0	0
99 Rob Refsnyder, R (7, 4)										1	0	0	0	0	0	0
81 Ramón Flores, L (1, 7) OBP: 0.143, SLG: 0.300			K			P4		P6		2	0	0	0	0	1	1
76 Ben Gamel, L (7, 7)										1	0	0	0	0	0	0
53 Austin Romine, R (1, 10) OBP: 0.273, SLG: 0.238			G5-3			G6-4-3 1-2f		G5-3		3	0	0	0	0	0	1
Inning Stats	R: 0 E: 0 K: 0 S: 3 H: 0 LOB: 0 BB: 0 P: 3	R: 0 E: 0 K: 1 S: 5 H: 0 LOB: 0 BB: 0 P: 5	R: 0 E: 0 K: 1 S: 5 H: 0 LOB: 0 BB: 0 P: 5	R: 0 E: 0 K: 0 S: 3 H: 0 LOB: 0 BB: 0 P: 3	R: 0 E: 0 K: 0 S: 3 H: 0 LOB: 0 BB: 0 P: 3	R: 0 E: 0 K: 0 S: 3 H: 1 LOB: 0 BB: 0 P: 3	R: 2 E: 0 K: 1 S: 7 H: 3 LOB: 2 BB: 1 P: 12	R: 0 E: 0 K: 0 S: 3 H: 0 LOB: 0 BB: 0 P: 3	R: 0 E: 0 K: 1 S: 5 H: 0 LOB: 0 BB: 0 P: 5	1B: 2 2B: 1 3B: 0 HR: 1 SF: 0 SAC: 0 DP: 1 HBP: 0						

PITCHER		IP	WLS	BF	H	R	ER	SO	BB	IBB	HBP	BLK	WP	HR	S	P	ERA	WHIP
27 Roberto Hernandez, R ERA: 2.03	(1, 1)	5.0	W	16	1	0	0	2	0	0	0	0	0	0	20	20	0.00	0.200
47 Jeremy Horst, L ERA: 9.64	(6, 1)	1.2	H	6	2	2	2	0	1	0	0	0	0	1	5	10	10.80	1.800
76 Ken Giles, R ERA: 2.08	(7, 1)	1.1	H	5	1	0	0	1	0	0	0	0	0	0	7	7	0.00	0.750
31 Brad Lincoln, R ERA:	(9, 1)	1.0		3	0	0	0	1	0	0	0	0	0	0	5	5	0.00	0.000

PITCHER	IP	WLS	BF	H	R	ER	SO	BB	IBB	HBP	BLK	WP	HR	S	P	ERA	WHIP

TOP

New York Yankees @ Philadelphia Phillies

Bright House Field, Clearwater, FL

Thu Mar 13 2014, 1:09 PM - 3:40 PM EDT

Att. 9,003 - Sunny - 56 F

livebaseballscorecards.com

AB	29
R	2
H	4
RBI	2
BB	1
SO	4
LOB	4

WP: 0	PA: 30				
PB: 0					
SB: 0					
CS: 0					

Batter	1	2	3	4	5	6	7	8	9	AB	R	H	RBI	BB	SO	LOB
2 Ben Revere, L (1, 8) OBP: 0.353, SLG: 0.387	0-0 26 G4-3 1B		0-0 26 1B 3 1B	0-0 ③ B3-4			0-0 ③ G3-1			4	1	2	0	0	0	0
19 Tony Gwynn Jr., L (8, 8) OBP: 0.450, SLG: 0.286										0	0	0	0	0	0	0
26 Chase Utley, L (1, 4) OBP: 0.231, SLG: 0.200	0-0 ① G4-3 1-2		0-0 6 WP 3 1B 6 1B 1-2 1B		0-0 ① G5-3			0-0 24 1B 17 2B 1B		3	1	1	0	0	0	1
28 Kevin Frandsen, R (7, 4) OBP: 0.240, SLG: 0.240										1	1	1	0	0	0	0
3 Marlon Byrd, R (1, 9) OBP: 0.387, SLG: 0.517	0-0 ② F9		0-0 6 1B 6 WP 51 G6-4-3 1-2 2-H 1B		0-0 ② F7			0-0 17 2B 73 2B 1-3 1B		3	1	1	1	0	0	1
24 Clete Thomas, L (7, 9) OBP: 0.214, SLG: 0.154										1	1	1	0	0	0	0
6 Ryan Howard, L (1, 3) OBP: 0.273, SLG: 0.267	0-3 ③ K2-3		B 1-0 51 G6-4-3 1-3 2-H 1B		0-3 ③ K			0-0 73 2B 1-3 3-H 2B		3	0	1	1	0	2	1
17 Reid Brignac, L (7, 3) OBP: 0.500, SLG: 0.444										1	1	1	1	0	0	0
51 Carlos Ruiz, R (1, 2) OBP: 0.455, SLG: 0.667		0-0 9 1B 1B	0-0 ①② G6-4-3 1-2f 3-H			0-3 ① K		0-0 64 F9-6 2-H 3-H 2B		3	0	1	0	0	1	1
73 Tommy Joseph, R (8, 2) OBP: 0.286, SLG: 0.333										1	0	1	2	0	0	0
9 Domonic Brown, L (1, 7) OBP: 0.306, SLG: 0.233	0-0 1-2 1B	0-0 18 2B 1B				4-0 18 CS BB	0-0 ①② F9-6 2-2			2	0	2	0	1	0	0
64 Tyson Gillies, L (6, PR) OBP: 0.200, SLG: 0.222 (7, 7)										1	0	0	0	0	0	1
18 Darin Ruf, R (1, 10) OBP: 0.359, SLG: 0.455	0-3 ① K	0-0 ③ 1-H 2B			0-3 ②③ K 1-2		0-0 E5 74 FC6-4			4	0	1	0	0	2	3
25 Cody Asche, L (1, 5) OBP: 0.250, SLG: 0.333	0-3 ② K		0-0 ① G4-3				0-3 ① K	0-0 ③ FC6-4 1-2f		3	0	0	0	0	2	2
74 Maikel Franco, R (8, 5) OBP: 0.250, SLG: 0.200										1	0	0	0	0	0	1
13 Freddy Galvis, S (1, 6) OBP: 0.235, SLG: 0.300	0-3 ③ K2-3		0-3 ② K				0-3 ② K			3	0	0	0	0	3	2
Inning Stats	R: 0 E: 0 K: 1 S: 6 H: 1 LOB: 1 BB: 0 P: 6	R: 0 E: 0 K: 3 S: 11 H: 2 LOB: 2 BB: 0 P: 11	R: 3 E: 0 K: 0 S: 7 H: 6 LOB: 2 BB: 0 P: 8	R: 0 E: 0 K: 1 S: 5 H: 0 LOB: 0 BB: 0 P: 5	R: 0 E: 0 K: 1 S: 5 H: 0 LOB: 0 BB: 0 P: 5	R: 0 E: 0 K: 2 S: 6 H: 0 LOB: 1 BB: 1 P: 10	R: 0 E: 0 K: 2 S: 7 H: 0 LOB: 0 BB: 0 P: 7	R: 3 E: 1 K: 0 S: 7 H: 4 LOB: 1 BB: 0 P: 7		1B: 10 2B: 4 3B: 0 HR: 0 SF: 0 SAC: 0 DP: 2 HBP: 0						

PITCHER		IP	WLS	BF	H	R	ER	SO	BB	IBB	HBP	BLK	WP	HR	S	P	ERA	WHIP
47 Iván Nova, R ERA: 5.4	(1, 1)	5.0	L	22	9	3	3	6	0	0	0	0	1	0	34	35	5.40	1.800
90 Shane Greene, R ERA: 3.0	(6, 1)	1.0		3	0	0	0	2	1	0	0	0	0	0	6	10	0.00	1.000
Bryan Mitchell, R ERA:	(7, 1)	1.0		3	0	0	0	2	0	0	0	0	0	0	7	7	0.00	0.000
38 Preston Claiborne, R ERA: 5.79	(8, 1)	0.2		5	4	3	3	0	0	0	0	0	0	0	5	5	40.50	6.000
84 Mark Montgomery, R ERA:	(8, 1)	0.1		2	0	0	0	0	0	0	0	0	0	0	2	2	0.00	0.000

PITCHER	IP	WLS	BF	H	R	ER	SO	BB	IBB	HBP	BLK	WP	HR	S	P	ERA	WHIP

BOTTOM

New York Yankees @ Philadelphia Phillies

Bright House Field, Clearwater, FL

Thu Mar 13 2014, 1:09 PM - 3:40 PM EDT

Att. 9,003 - Sunny - 56 F

livebaseballscorecards.com

AB	34
R	6
H	13
RBI	5
BB	1
SO	10
LOB	13

WP: 1 PA: 35
PB: 0
SB: 0
CS: 1

Batter	1	2	3	4	5	6	7	8	9	AB	R	H	RBI	BB	SO	LOB
19 Tony Gwynn Jr., L (1, 8) OBP: 0.440, SLG: 0.278	E2 (11 G6-3, 11 S, 26 G3-1)		G3		26 1B, 1B (1-2)	G6-4-3 (1-2f)			21 G5-3, 16 BB, HBP (1-2, 2-3)	4	1	1	0	0	0	3
11 Jimmy Rollins, S (1, 6) OBP: 0.261, SLG: 0.263	G6-3 (1-3)		K		F8		G4-3		F3	4	0	0	0	0	1	3
7 Ronny Cedeno, R (7, 6) OBP: 0.273, SLG: 0.300										1	0	0	0	0	0	3
26 Chase Utley, L (1, 4) OBP: 0.233, SLG: 0.207	G3-1 (3-H)			E4 (6 G4-3, 51 G6-3, 18 2B)	1B (1-3, 2-H)	G6-3	G6-3		BB (1-2, 2-3, 3-H)	4	1	1	2	0	0	0
16 César Hernández, S (7, 4) OBP: 0.222, SLG: 0.125										0	0	0	1	1	0	0
51 Carlos Ruiz, R (1, 2) OBP: 0.385, SLG: 0.545	G6-3			G6-3 (1-2)	G1-3	G5-3	G5-3		G5-3 (2-3f)	4	0	0	0	0	0	2
21 Wil Nieves, R (7, 2) OBP: 0.071, SLG: 0.071										1	0	0	0	0	0	3
6 Ryan Howard, L (1, 3) OBP: 0.270, SLG: 0.353		K		G4-3 (2-3)		HR		K		4	1	1	1	0	2	1
17 Reid Brignac, L (8, 3) OBP: 0.500, SLG: 0.444										0	0	0	0	0	0	0
18 Darin Ruf, R (1, 7) OBP: 0.372, SLG: 0.486		F9		2B (3-H)		1B (15 1B, 9 BB)		F7		4	0	2	1	0	0	0
24 Clete Thomas, L (8, 7) OBP: 0.214, SLG: 0.154										0	0	0	0	0	0	0
9 Domonic Brown, L (1, 10) OBP: 0.350, SLG: 0.250	1B (15 FC4-6)		BB (15 FC6-4)			BB (15 1B, 1-2)		F8		2	0	1	0	2	0	0
15 John Mayberry Jr., R (1, 9) OBP: 0.375, SLG: 0.696	FC4-6 (1-2f)		FC6-4 (1-2f)			1B (19 G6-4-3, 1-2, 2-3)			BB (19 HBP, 25 BB, 16 BB)	3	1	1	0	1	0	3
25 Cody Asche, L (1, 5) OBP: 0.281, SLG: 0.333			L8		1B (19 1B, 26 1B)	K			BB (16 BB, 19 HBP, 1-2)	3	1	1	0	1	1	3
Inning Stats	R: 1 E: 1 K: 0 S: 4 H: 0 LOB: 0 BB: 0 P: 5	R: 0 E: 0 K: 1 S: 6 H: 1 LOB: 1 BB: 0 P: 6	R: 0 E: 0 K: 1 S: 5 H: 0 LOB: 0 BB: 0 P: 5	R: 1 E: 1 K: 0 S: 5 H: 1 LOB: 2 BB: 1 P: 9	R: 1 E: 0 K: 0 S: 5 H: 3 LOB: 1 BB: 0 P: 5	R: 1 E: 0 K: 1 S: 7 H: 3 LOB: 2 BB: 1 P: 11	R: 0 E: 0 K: 0 S: 3 H: 0 LOB: 0 BB: 0 P: 3	R: 0 E: 0 K: 1 S: 5 H: 0 LOB: 0 BB: 0 P: 5	R: 1 E: 0 K: 0 S: 2 H: 0 LOB: 2 BB: 3 P: 15	1B: 6 2B: 1 3B: 0 HR: 1	SF: 0 SAC: 0 DP: 2 HBP: 1						

PITCHER	IP	WLS	BF	H	R	ER	SO	BB	IBB	HBP	BLK	WP	HR	S	P	ERA	WHIP
58 Brandon Cumpton, R (1, 1) ERA: 3.38	4.0		17	2	2	0	2	1	0	0	0	0	0	20	25	0.00	0.750
35 Mark Melancon, R (5, 1) ERA: 3.0	1.0		5	3	1	1	0	0	0	0	0	0	0	5	5	9.00	3.000
68 Jay Jackson, R (6, 1) ERA: 2.25	2.0		9	3	1	1	1	1	0	0	0	0	1	10	14	4.50	2.000
52 Andy Oliver, L (8, 1) ERA: 6.0	1.0	W	3	0	0	0	1	0	0	0	0	0	0	5	5	0.00	0.000
77 Yao-Hsun Yang, L (9, 1) ERA: 6.75	0.0		3	0	1	1	0	2	0	1	0	0	0	0	9	∞	∞

PITCHER	IP	WLS	BF	H	R	ER	SO	BB	IBB	HBP	BLK	WP	HR	S	P	ERA	WHIP
27 Josh Kinney, R (9, 1) ERA: 3.0	1.0	S	3	0	0	0	0	1	0	0	0	0	0	2	6	0.00	1.000

TOP

Philadelphia Phillies @ Pittsburgh Pirates
McKechnie Field, Bradenton, FL
Fri Mar 14 2014, 1:07 PM - 4:02 PM EDT
Att. 7,930 - Sunny - 73 F

livebaseballscorecards.com

AB	34
R	5
H	8
RBI	5
BB	5
SO	4
LOB	21

1B: 6 SF: 0
2B: 1 SAC: 0
3B: 0 DP: 2
HR: 1 HBP: 1

WP: 0 PA: 40
PB: 0
SB: 1
CS: 0

BOTTOM

Philadelphia Phillies @ Pittsburgh Pirates
McKechnie Field, Bradenton, FL
Fri Mar 14 2014, 1:07 PM - 4:02 PM EDT
Att. 7,930 - Sunny - 73 F

livebaseballscorecards.com

Batter	1	2	3	4	5	6	7	8	9	AB	R	H	RBI	BB	SO	LOB
6 Starling Marte, R (1, 7) OBP: 0.323, SLG: 0.310	G5-3 ①		22 G6-4-3 18 1B 2-3 1B		G3 ②			22 BB 70 1B 95 SF9 1-3 1B		3	0	1	0	0	0	0
79 Brent Morel, R (7, 5) OBP: 0.190, SLG: 0.190										1	1	1	0	0	0	0
18 Neil Walker, S (1, 4) OBP: 0.250, SLG: 0.217	G4-3 ②		22 G6-4-3 1-2 3-H 1B		L3 ③			95 SF9 22 BB 18 1B 1-2 3-H 1B		3	0	1	1	0	0	0
70 Michael Martinez, S (7, 4) OBP: 0.429, SLG: 0.450										1	1	1	1	0	0	0
22 Andrew McCutchen, R (1, 8) OBP: 0.583, SLG: 1.045	C B B B X 3-1 HR		G6-4-3 ① ② 1-2f 2-3			23 G5-4-3 1B		B B B 4-0 95 SF9 18 1B 1-2 2-3 BB		3	1	2	1	0	0	2
22 Mel Rojas Jr., S (7, 8) OBP: 0.400, SLG: 0.667										0	1	0	0	1	0	0
24 Pedro Alvarez, L (1, 5) OBP: 0.355, SLG: 0.571	G6-3 ③		C S 0-3 K ③			F S 0-3 K ①		SF9 ① 1-2 2-3 3-H		3	0	0	0	0	2	2
95 Junior Sosa, L (7, 7)										0	0	0	1	0	0	0
23 Travis Snider, L (1, 9) OBP: 0.333, SLG: 0.583		2B		57 G4-3 1B		G5-4-3 ② ③ 1-2f		78 FC4-6 2-H 3-H 1B		3	0	2	0	0	0	1
18 Willy García, R (7, 9) OBP: 0.250, SLG: 0.250										1	0	1	2	0	0	0
26 Tony Sanchez, R (1, 2) OBP: 0.375, SLG: 0.636	P4 ①		C C C 0-3 K ①				57 G4-6-3 1B	FC4-6 ② 1-2f	57 FC1-6	2	0	0	0	0	1	2
78 Omir Santos, R (7, 2) OBP: 0.250, SLG: 0.250										2	0	1	0	0	0	1
57 Andrew Lambo, L (1, 10) OBP: 0.167, SLG: 0.074	F S 0-3 K ②		G4-3 ② 1-2				G4-6-3 ① ② 1-2f	FC1-6 ③ 1-2f		4	0	0	0	0	1	4
69 Chris McGuiness, L (1, 3) OBP: 0.320, SLG: 0.348	P6 ③		G6-3 ③				C S 0-3 K ③			2	0	0	0	0	0	2
3 Travis Ishikawa, L (7, 3) OBP: 0.273, SLG: 0.444										1	0	0	0	0	1	0
12 Clint Barmes, R (1, 6) OBP: 0.211, SLG: 0.316			6 1B 18 1B 2B		F8 ①			79 1B 70 1B 1B		2	1	1	0	0	0	0
59 Robert Andino, R (7, 6) OBP: 0.208, SLG: 0.217										1	1	1	0	0	0	0
Inning Stats	R: 1 H: 1 E: 0 LOB: 0 K: 0 BB: 0 S: 5 P: 8	R: 0 H: 1 E: 0 LOB: 1 K: 1 BB: 0 S: 6 P: 6	R: 1 H: 3 E: 0 LOB: 1 K: 1 BB: 0 S: 7 P: 7	R: 0 H: 1 E: 0 LOB: 1 K: 1 BB: 0 S: 6 P: 6	R: 0 H: 0 E: 0 LOB: 0 K: 0 BB: 0 S: 3 P: 3	R: 0 H: 1 E: 0 LOB: 0 K: 1 BB: 0 S: 5 P: 5	R: 0 H: 1 E: 0 LOB: 0 K: 1 BB: 0 S: 5 P: 5	R: 4 H: 4 E: 0 LOB: 1 K: 0 BB: 1 S: 7 P: 11		1B: 9 SF: 1 2B: 2 SAC: 0 3B: 0 DP: 3 HR: 1 HBP: 0						

	AB	32
	R	6
	H	12
	RBI	6
	BB	1
	SO	5
	LOB	14

WP: 0 PA: 34
PB: 0
SB: 0
CS: 0

PITCHER		IP	WLS	BF	H	R	ER	SO	BB	IBB	HBP	BLK	WP	HR	S	P	ERA	WHIP
60 Jeff Manship, R ERA: 2.45	(1, 1)	4.0		17	6	2	2	3	0	0	0	0	0	1	24	27	4.50	1.500
30 Justin De Fratus, R ERA: 1.8	(5, 1)	1.0	H	4	1	0	0	0	0	0	0	0	0	0	4	4	0.00	1.000
63 Jake Diekman, L ERA: 7.5	(6, 1)	1.0	H	2	0	0	0	1	0	0	0	0	0	0	4	4	0.00	0.000
39 B.J. Rosenberg, R ERA: 6.14	(7, 1)	1.1	L	9	5	4	4	1	1	0	0	0	0	0	10	14	27.00	4.500
77 Mario Hollands, L ERA: 1.29	(8, 1)	0.2		2	0	0	0	0	0	0	0	0	0	0	2	2	0.00	0.000

PITCHER		IP	WLS	BF	H	R	ER	SO	BB	IBB	HBP	BLK	WP	HR	S	P	ERA	WHIP

Philadelphia Phillies @ Boston Red Sox

JetBlue Park, Ft. Myers, FL

Sat Mar 15 2014, 7:10 PM - 10:06 PM EDT

Att. 9,726 - Clear - 79 F

TOP

livebaseballscorecards.com

Batter	1	2	3	4	5	6	7	8	9	AB	R	H	RBI	BB	SO	LOB
2 Ben Revere, L (1, 8) OBP: 0.368, SLG: 0.429	3 S 3 2B 1B		G4-3		3 1B 1-3 3-H 2B		G1-3			4	2	2	1	0	0	0
19 Tony Gwynn Jr., L (7, 8) OBP: 0.440, SLG: 0.278										0	0	0	0	0	0	0
11 Jimmy Rollins, S (1, 6) OBP: 0.259, SLG: 0.227	F7		BBBB 4-0 3 S BB		G6-3 3-H			FFC 0-3 K		3	0	0	1	1	1	2
7 Ronny Cedeno, R (8, 6) OBP: 0.273, SLG: 0.300										0	0	0	0	0	0	0
3 Marlon Byrd, R (1, 9) OBP: 0.400, SLG: 0.545	1-H 2B		B X 1-0 P3 1-2		2-H 1B			G4-3		4	0	2	2	0	0	1
24 Clete Thomas, L (8, 9) OBP: 0.214, SLG: 0.154										0	0	0	0	0	0	0
9 Domonic Brown, L (1, 7) OBP: 0.326, SLG: 0.229	K			FCC 0-3 K	FFS 0-3 K			G6-3		3	0	0	0	0	3	2
15 John Mayberry Jr., R (6, 7) OBP: 0.360, SLG: 0.667										1	0	0	0	0	0	0
18 Darin Ruf, R (1, 3) OBP: 0.340, SLG: 0.439	F9			FFS 0-3 K		G5-3			G4-3	4	0	0	0	0	1	1
53 Bobby Abreu, L (1, 10) OBP: 0.400, SLG: 0.370		F7		G1-3		G3-1			2B	4	0	1	0	0	0	0
28 Kevin Frandsen, R (1, 5) OBP: 0.214, SLG: 0.214		G4-3			G4-3	FFS 0-3 K			G6-3	3	0	0	0	0	1	0
74 Maikel Franco, R (6, 5) OBP: 0.242, SLG: 0.194										1	0	0	0	0	0	1
16 César Hernández, S (1, 4) OBP: 0.227, SLG: 0.150	FFS 0-3 K				21 1B 2 2B 1B		G5-3		FFC 0-3 K	4	1	1	0	0	2	1
21 Wil Nieves, R (1, 2) OBP: 0.118, SLG: 0.118			FFC 0-3 K		2 2B 11 G6-3 1-3 1B		G6-3			3	1	1	0	0	1	0
29 Cameron Rupp, R (8, 2) OBP: 0.333, SLG: 0.500										0	0	0	0	0	0	0

	AB	R	H	RBI	BB	SO	LOB
	34	4	7	4	1	9	8

Inning Stats	1	2	3	4	5	6	7	8	9
	R: 1 E: 0 K: 1 S: 8	H: 2 LOB: 1 BB: 0 P: 8	R: 0 E: 0 K: 1 S: 5	H: 0 LOB: 0 BB: 0 P: 5	R: 0 E: 0 K: 1 S: 5	H: 0 LOB: 1 BB: 1 P: 10	R: 0 E: 0 K: 2 S: 7	H: 0 LOB: 0 BB: 0 P: 7	R: 3 E: 0 K: 1 S: 9	H: 4 LOB: 1 BB: 0 P: 9	R: 0 E: 0 K: 1 S: 5	H: 0 LOB: 0 BB: 0 P: 5	R: 0 E: 0 K: 0 S: 3	H: 0 LOB: 0 BB: 0 P: 3	R: 0 E: 0 K: 1 S: 5	H: 0 LOB: 0 BB: 0 P: 5	R: 0 E: 0 K: 1 S: 6	H: 1 LOB: 1 BB: 0 P: 6

	1B	2B	3B	HR	SF	SAC	DP	HBP	WP	PB	SB	CS	PA
	4	3	0	0	0	0	0	0	0	0	2	0	35

PITCHER	IP	WLS	BF	H	R	ER	SO	BB	IBB	HBP	BLK	WP	HR	S	P	ERA	WHIP
31 Jon Lester, L (1, 1) ERA: 1.29	4.0	L	15	2	1	1	5	1	0	0	0	0	0	25	30	2.25	0.750
35 Burke Badenhop, R (5, 1) ERA: 6.75	1.0		7	4	3	3	1	0	0	0	0	0	0	9	9	27.00	4.000
55 Chris Capuano, L (6, 1) ERA: 3.38	3.0		9	0	0	0	2	0	0	0	0	0	0	13	13	0.00	0.000
54 Edward Mujica, R (9, 1) ERA:	1.0		4	1	0	0	1	0	0	0	0	0	0	6	6	0.00	1.000

PITCHER	IP	WLS	BF	H	R	ER	SO	BB	IBB	HBP	BLK	WP	HR	S	P	ERA	WHIP

BOTTOM

Philadelphia Phillies @ Boston Red Sox

JetBlue Park, Ft. Myers, FL

Sat Mar 15 2014, 7:10 PM - 10:06 PM EDT

Att. 9,726 - Clear - 79 F

livebaseballscorecards.com

Batter	1	2	3	4	5	6	7	8	9	AB	R	H	RBI	BB	SO	LOB
38 Grady Sizemore, L (1, 8) OBP: 0.333, SLG: 0.294 46 Keury De La Cruz, L (9, 7) (9, 9)	34 F8 15 1B 1B		G5-3 ②		G4-3 ③			G4-6-3 ①② 1-2f		4 0 1 0 0 0 1 0 0 0 0 0 0 0						
18 Shane Victorino, S (1, 9) OBP: 0.375, SLG: 0.286 11 Mookie Betts, R (7, 4)	P5 ①		F9 ③			F7 ①		G4-3 ③		3 0 0 0 0 0 1 1 0 0 0 0 0 1						
15 Dustin Pedroia, R (1, 4) OBP: 0.269, SLG: 0.320 82 Matty Johnson, S (7, 9) (9, 8)	5 FC6-4 1-2 1B			34 G3 2B		P5 ②			G6-3 ①	3 0 2 0 0 0 0 1 0 0 0 0 0 0						
34 David Ortiz, L (1, 10) OBP: 0.115, SLG: 0.240 82 Derrik Gibson, R (9, PH) OBP: 0.500, SLG: 0.500	F8 ② 2-3			G3 ① 2-3		F8 ③			G5-3 ②	3 0 0 0 0 0 3 1 0 0 0 0 0 0						
5 Jonny Gomes, R (1, 7) OBP: 0.222, SLG: 0.308 55 Christian Vázquez, R (8, 2) OBP: 0.583, SLG: 0.800	FC6-4 ③ 1-2f			F F C K ②			F X HR		48 FC6-4 1B	3 1 1 1 0 1 3 1 0 1 0 0 0 0						
29 Daniel Nava, S (1, 3) OBP: 0.400, SLG: 0.583 48 Mike McCoy, R (7, PR) OBP: 0.200, SLG: 0.143 (8, 6)		F9 ①		B B B 4-0 2 FC6-4 BB			40 G4-6-3 1B		FC6-4 ③ 1-2f	2 0 1 0 1 0 0 1 0 0 0 0 0 1						
2 Xander Bogaerts, R (1, 6) OBP: 0.286, SLG: 0.304 26 Shannon Wilkerson, R (8, 7) 54 Edward Mujica, R (9, 1)		F F C K ②		FC6-4 ③ 1-2f			F8 ①			3 0 0 0 0 1 3 0 0 0 0 0 0 0 0 0 0 0 0 0 0						
40 A.J. Pierzynski, L (1, 2) OBP: 0.300, SLG: 0.450 78 Mario Martinez, R (8, 3)		P5 ③			G3 ①		G4-6-3 ②③ 1-2f			3 0 0 0 0 0 1 0 0 0 0 0 0 0						
23 Brandon Snyder, R (1, 5) OBP: 0.300, SLG: 0.235 84 Carlos Rivero, R (8, PR) (9, 5)			F F S K ①		F9 ②			B B B B 4-0 38 G4-6-3 BB		2 0 0 0 1 1 0 0 0 0 0 0 0 0						
Inning Stats	R: 0 H: 2 E: 0 LOB: 2 K: 0 BB: 0 S: 5 P: 5	R: 0 H: 0 E: 0 LOB: 0 K: 1 BB: 0 S: 5 P: 5	R: 0 H: 0 E: 0 LOB: 0 K: 1 BB: 0 S: 5 P: 5	R: 0 H: 1 E: 0 LOB: 2 K: 1 BB: 1 S: 6 P: 10	R: 0 H: 0 E: 0 LOB: 0 K: 0 BB: 0 S: 3 P: 3	R: 0 H: 0 E: 0 LOB: 0 K: 0 BB: 0 S: 3 P: 3	R: 1 H: 2 E: 0 LOB: 1 K: 0 BB: 0 S: 5 P: 5	R: 0 H: 0 E: 0 LOB: 1 K: 0 BB: 1 S: 2 P: 6	R: 0 H: 1 E: 0 LOB: 1 K: 0 BB: 0 S: 4 P: 4	1B: 4 SF: 0 2B: 1 SAC: 0 3B: 0 DP: 2 HR: 1 HBP: 0						

	AB	31
	R	1
	H	6
	RBI	1
	BB	2
	SO	3
	LOB	14

WP: 0 PB: 0 SB: 0 CS: 0 PA: 33

PITCHER		IP	WLS	BF	H	R	ER	SO	BB	IBB	HBP	BLK	WP	HR	S	P	ERA	WHIP
33 Cliff Lee, L ERA: 2.63	(1, 1)	5.0	W	19	3	0	0	3	1	0	0	0	0	0	24	28	0.00	0.800
48 Phillippe Aumont, R ERA: 4.5	(6, 1)	2.0		7	2	1	1	0	0	0	0	0	0	1	8	8	4.50	1.000
31 Brad Lincoln, R ERA:	(8, 1)	1.0	H	3	0	0	0	0	1	0	0	0	0	0	2	6	0.00	1.000
50 Shawn Camp, R ERA:	(9, 1)	1.0	S	4	1	0	0	0	0	0	0	0	0	0	4	4	0.00	1.000

PITCHER	IP	WLS	BF	H	R	ER	SO	BB	IBB	HBP	BLK	WP	HR	S	P	ERA	WHIP

Batter	1	2	3	4	5	6	7	8	9	AB	R	H	RBI	BB	SO	LOB
6 Starling Marte, R (1, 7) OBP: 0.353, SLG: 0.355 70 Michael Martinez, S (7, PH) OBP: 0.423, SLG: 0.460 (7, 8)	G1-3		22 1B 2B		18 S 18 1B HBP		K		K	2 2	2 0	1 0	0 0	0 0	0 2	0 0
18 Neil Walker, S (1, 4) OBP: 0.321, SLG: 0.385 91 Jonathan Schwind, R (7, 9)	G4-3		22 1B HBP		22 1B 3 1B 1-H 1B		2-2 HR		G5-3	3 1	2 0	2 0	2 0	0 0	0 0	0 0
22 Andrew McCutchen, R (1, 8) OBP: 0.593, SLG: 1.000 5 Josh Harrison, R (7, PH) OBP: 0.417, SLG: 0.682 (7, 4)	G6-3		1-3 2-H 1B		3 1B 1-2 1B		HBP			3 0	0 0	2 0	1 0	0 0	0 0	0 0
3 Travis Ishikawa, L (1, 3) OBP: 0.438, SLG: 0.538 69 Chris McGuiness, L (7, PH) OBP: 0.296, SLG: 0.320 (7, 3)		57 G4-3 79 G5-3 26 1B 1B	L7		1-2 2-H 1B		K			3 1	1 0	2 0	1 0	0 0	0 1	2 1
79 Brent Morel, R (1, 5) OBP: 0.167, SLG: 0.167 59 Robert Andino, R (7, PH) OBP: 0.214, SLG: 0.259 (7, 6)		G5-3 1-2		G6-3	F9		F8			3 1	0 0	0 0	0 0	0 0	0 0	3 1
57 Andrew Lambo, L (1, 10) OBP: 0.147, SLG: 0.065		G4-3 2-3		G3		P5		G3-1		4	0	0	0	0	0	1
26 Tony Sanchez, R (1, 2) OBP: 0.345, SLG: 0.556 15 Chase d'Arnaud, R (7, 5) OBP: 0.333, SLG: 0.667		14 CS 3-H 1B		G6-3		K2-3		G6-3		3 1	0 0	1 0	1 0	0 0	1 0	0 0
14 Jaff Decker, L (1, 9) OBP: 0.200, SLG: 0.276 Quincy Latimore, R (7, 7)		CS 1-2		G6-3	K	1B		G1-3		3 1	0 0	1 0	0 0	0 0	1 0	0 0
10 Jordy Mercer, R (1, 6) OBP: 0.370, SLG: 0.238 78 Omir Santos, R (7, 2) OBP: 0.222, SLG: 0.222				F9	F9	K			K	3 1	0 0	0 0	0 0	0 0	1 1	1 0
Inning Stats	R: 0 E: 0 K: 0 S: 3 H: 0 LOB: 0 BB: 0 P: 3	R: 1 E: 0 K: 0 S: 4 H: 2 LOB: 0 BB: 0 P: 5	R: 1 E: 0 K: 0 S: 5 H: 2 LOB: 2 BB: 0 P: 6	R: 0 E: 0 K: 0 S: 3 H: 0 LOB: 0 BB: 0 P: 3	R: 2 E: 0 K: 1 S: 8 H: 3 LOB: 2 BB: 0 P: 10	R: 0 E: 0 K: 2 S: 8 H: 1 LOB: 1 BB: 0 P: 8	R: 1 E: 0 K: 2 S: 11 H: 1 LOB: 1 BB: 0 P: 14	R: 0 E: 0 K: 0 S: 3 H: 0 LOB: 0 BB: 0 P: 3	R: 0 E: 0 K: 2 S: 9 H: 0 LOB: 0 BB: 0 P: 9	1B: 7 2B: 1 3B: 0 HR: 1 SF: 0 SAC: 0 DP: 0 HBP: 3						

TOP

Pittsburgh Pirates @ Philadelphia Phillies
Bright House Field, Clearwater, FL
Sun Mar 16 2014, 1:09 PM - 3:49 PM EDT
Att. 10,544 - Sunny - 79 F

livebaseballscorecards.com

AB	35
R	5
H	9
RBI	5
BB	0
SO	7
LOB	9

WP: 0 PA: 39
PB: 0
SB: 1
CS: 1

PITCHER		IP	WLS	BF	H	R	ER	SO	BB	IBB	HBP	BLK	WP	HR	S	P	ERA	WHIP
61 Sean O'Sullivan, R ERA: 6.17	(1, 1)	4.0	L	16	4	2	2	0	0	0	1	0	0	0	15	17	4.50	1.000
58 Jonathan Papelbon, R ERA: 4.5	(5, 1)	1.0		7	3	2	2	1	0	0	1	0	0	0	8	10	18.00	3.000
59 Antonio Bastardo, L ERA: 2.57	(6, 1)	1.2		8	2	1	1	4	0	0	1	0	0	1	18	21	5.40	1.200
46 Mike Nesseth, R ERA:	(7, 1)	1.1		4	0	0	0	0	0	0	0	0	0	0	4	4	0.00	0.000
75 Kyle Simon, R ERA:	(9, 1)	1.0		3	0	0	0	2	0	0	0	0	0	0	9	9	0.00	0.000

PITCHER	IP	WLS	BF	H	R	ER	SO	BB	IBB	HBP	BLK	WP	HR	S	P	ERA	WHIP

Batter	1	2	3	4	5	6	7	8	9	AB	R	H	RBI	BB	SO	LOB
19 Tony Gwynn Jr., L (1, 8) OBP: 0.448, SLG: 0.364	0-0 51 S 1B		0-3 K		0-0 G1-6-3 1-2f			0-0 13 G4-3 2B		4	0	2	0	0	1	3
13 Freddy Galvis, S (1, 6) OBP: 0.211, SLG: 0.265	0-0 F7		0-0 G1-3			0-3 K		0-0 G4-3 2-3		4	0	0	0	0	1	3
26 Chase Utley, L (1, 4) OBP: 0.212, SLG: 0.188 17 Reid Brignac, L (7, 4) OBP: 0.462, SLG: 0.400	0-3 K			0-0 G4-3		0-0 G3		0-0 L4		3 1	0 0	0 0	0 0	0 0	1 0	1 1
51 Carlos Ruiz, R (1, 2) OBP: 0.379, SLG: 0.520 29 Cameron Rupp, R (8, 2) OBP: 0.313, SLG: 0.467	1-0 F8 1-2			0-0 G6-3		0-0 1B			0-0 L8	3 1	0 0	1 0	0 0	0 0	0 0	1 0
6 Ryan Howard, L (1, 3) OBP: 0.300, SLG: 0.378 24 Clete Thomas, L (8, 7) OBP: 0.200, SLG: 0.143		0-0 18 G5-4-3 1B		0-0 18 FC6-4 1B		0-0 F7			0-0 G4-3	3 1	0 0	2 0	0 0	0 0	0 0	1 0
18 Darin Ruf, R (1, 7) OBP: 0.314, SLG: 0.400 (8, 3)		0-0 G5-4-3 1-2f		0-0 FC6-4 1-2f			0-0 G5-3		0-0 F8	4	0	0	0	0	0	2
25 Cody Asche, L (1, 10) OBP: 0.286, SLG: 0.310		0-0 L7			1-0 74 1B HBP		0-0 F9			2	0	0	0	0	0	0
74 Maikel Franco, R (1, 5) OBP: 0.250, SLG: 0.206			0-0 G6-3		0-0 19 G1-6-3 1-2 1B		0-0 G6-3			3	0	1	0	0	0	0
15 John Mayberry Jr., R (1, 9) OBP: 0.357, SLG: 0.615			1-0 HBP		0-3 K			0-0 G6-3		2	0	0	0	0	1	2
Inning Stats	R: 0 E: 0 K: 1 S: 6 H: 1 LOB: 1 BB: 0 P: 7	R: 0 E: 0 K: 0 S: 3 H: 1 LOB: 0 BB: 0 P: 3	R: 0 E: 0 K: 1 S: 5 H: 0 LOB: 1 BB: 0 P: 6	R: 0 E: 0 K: 0 S: 4 H: 1 LOB: 1 BB: 0 P: 4	R: 0 E: 0 K: 1 S: 5 H: 1 LOB: 1 BB: 0 P: 6	R: 0 E: 0 K: 1 S: 7 H: 1 LOB: 1 BB: 0 P: 7	R: 0 E: 0 K: 0 S: 3 H: 0 LOB: 0 BB: 0 P: 3	R: 0 E: 0 K: 0 S: 4 H: 1 LOB: 1 BB: 0 P: 4	R: 0 E: 0 K: 0 S: 3 H: 0 LOB: 0 BB: 0 P: 3	1B: 5 2B: 1 3B: 0 HR: 0	SF: 0 SAC: 0 DP: 2 HBP: 2						

PITCHER		IP	WLS	BF	H	R	ER	SO	BB	IBB	HBP	BLK	WP	HR	S	P	ERA	WHIP
71 Adam Wilk, L ERA: 0.9	(1, 1)	3.0	W	11	2	0	0	2	0	0	1	0	0	0	14	16	0.00	0.667
29 Bryan Morris, R ERA: 4.26	(4, 1)	2.0	H	8	2	0	0	1	0	0	1	0	0	0	9	10	0.00	1.000
46 Phil Irwin, R ERA:	(6, 1)	2.0		7	1	0	0	1	0	0	0	0	0	0	10	10	0.00	0.500
61 Cody Eppley, R ERA: 3.38	(8, 1)	1.0		4	1	0	0	0	0	0	0	0	0	0	4	4	0.00	1.000
74 Zack Thornton, R ERA: 1.29	(9, 1)	1.0		3	0	0	0	0	0	0	0	0	0	0	3	3	0.00	0.000

PITCHER	IP	WLS	BF	H	R	ER	SO	BB	IBB	HBP	BLK	WP	HR	S	P	ERA	WHIP

BOTTOM

Pittsburgh Pirates @ Philadelphia Phillies

Bright House Field, Clearwater, FL

Sun Mar 16 2014, 1:09 PM - 3:49 PM EDT

Att. 10,544 - Sunny - 79 F

livebaseballscorecards.com

AB	31
R	0
H	6
RBI	0
BB	0
SO	4
LOB	14

WP: 0 PB: 0 SB: 1 CS: 0 PA: 33

Batter	1	2	3	4	5	6	7	8	9	AB	R	H	RBI	BB	SO	LOB
Inning Stats										1B: 0 2B: 0 3B: 0 HR: 0		SF: 0 SAC: 0 DP: 0 HBP: 0			WP: 0 PB: 0 SB: 0 CS: 0		PA: 0

Baltimore Orioles @ Philadelphia Phillies

Bright House Field, Clearwater, FL

Mon Mar 17 2014, 1:05 PM EDT

livebaseballscorecards.com

TOP

AB	0
R	0
H	0
RBI	0
BB	0
SO	0
LOB	0

PITCHER	IP	WLS	BF	H	R	ER	SO	BB	IBB	HBP	BLK	WP	HR	S	P	ERA	WHIP

PITCHER	IP	WLS	BF	H	R	ER	SO	BB	IBB	HBP	BLK	WP	HR	S	P	ERA	WHIP

Batter	1	2	3	4	5	6	7	8	9	AB	R	H	RBI	BB	SO	LOB
Inning Stats										1B: 0 2B: 0 3B: 0 HR: 0		SF: 0 SAC: 0 DP: 0 HBP: 0					

PITCHER	IP	WLS	BF	H	R	ER	SO	BB	IBB	HBP	BLK	WP	HR	S	P	ERA	WHIP

PITCHER	IP	WLS	BF	H	R	ER	SO	BB	IBB	HBP	BLK	WP	HR	S	P	ERA	WHIP

BOTTOM

Baltimore Orioles @ Philadelphia Phillies

Bright House Field, Clearwater, FL

Mon Mar 17 2014, 1:05 PM EDT

livebaseballscorecards.com

AB	**0**
R	**0**
H	**0**
RBI	**0**
BB	**0**
SO	**0**
LOB	**0**

WP: 0 PA: 0
PB: 0
SB: 0
CS: 0

Philadelphia Phillies @ Toronto Blue Jays

Florida Auto Exchange Stadium, Dunedin, FL

Wed Mar 19 2014, 1:07 PM - 4:14 PM EDT

Att. 5,255 - Partly Cloudy - 70 F

livebaseballscorecards.com

Batter	1	2	3	4	5	6	7	8	9	AB	R	H	RBI	BB	SO	LOB
2 Ben Revere, L (1, 8) OBP: 0.381, SLG: 0.447	B B B B 4-0 3 S BB	x 0-0 ③ 1-H 2-H 3-H 2B		x 0-0 ③ G1-3			x 0-0 ② G6-3		x 0-0 7 FC5-4 1B	3	0	1	3	1	0	0
19 Tony Gwynn Jr., L (7, 8) OBP: 0.467, SLG: 0.391										1	0	1	0	0	0	0
11 Jimmy Rollins, S (1, 6) OBP: 0.258, SLG: 0.231	x 0-0 ① F8		x 0-0 ① F8		x 0-0 ① P6		x 0-0 1B		x 0-0 ② FC5-4 1-2f	4	0	1	0	0	0	1
7 Ronny Cedeno, R (7, PR) OBP: 0.250, SLG: 0.273 (7, 6)										1	0	0	0	0	0	1
26 Chase Utley, L (1, 4) OBP: 0.189, SLG: 0.167	x 0-0 ② F8		x 0-0 ② P5		x 0-0 ② F8		x 0-0 ③ G4-3		S S S 0-3 ③ K	4	0	0	0	0	0	2
16 César Hernández, S (7, 4) OBP: 0.217, SLG: 0.143										1	0	0	0	0	1	1
3 Marlon Byrd, R (1, 9) OBP: 0.395, SLG: 0.514	S C C 0-3 ③ 1-2		B B B B 4-0 6 1B BB		S S S 0-3 ③ K			x 0-0 17 2B 29 1B 1B		2	0	0	0	1	2	1
24 Clete Thomas, L (8, PH) OBP: 0.250, SLG: 0.200 (8, 9)										1	1	1	0	0	0	0
6 Ryan Howard, L (1, 3) OBP: 0.326, SLG: 0.400		x 0-0 25 BB 53 BB 2 2B 1B	x 0-0 1-3 1B			x 0-0 ① F7		x 0-0 29 1B 18 G6-4-3 1-3 2B		3	1	2	0	0	0	0
17 Reid Brignac, L (8, PH) OBP: 0.500, SLG: 0.545 (8, 3)										1	1	1	0	0	0	0
51 Carlos Ruiz, R (1, 2) OBP: 0.375, SLG: 0.536		x 0-0 ① L9	x 0-0 ③ G4-3			x 0-0 15 G5-3 2B		x 0-0 18 G6-4-3 2-3 3-H 1B		3	0	1	0	0	0	3
29 Cameron Rupp, R (7, 2) OBP: 0.353, SLG: 0.500										1	0	1	1	0	0	0
53 Bobby Abreu, L (1, 10) OBP: 0.421, SLG: 0.357		B B B B 4-0 25 BB 2 2B 1-2 BB		x 0-0 ① G4-3		B B B B 4-0 BB		x 0-0 ① ② G6-4-3 1-2f 3-H		1	1	0	0	2	0	0
18 Darin Ruf, R (8, PH) OBP: 0.308, SLG: 0.391 (8, 10)										1	0	0	0	0	0	1
15 John Mayberry Jr., R (1, 7) OBP: 0.313, SLG: 0.533		S S S 0-3 ② K		x 0-0 ② G6-3		x 0-0 ② ③ G5-3 2-3f		C C C 0-3 ③		4	0	0	0	0	2	4
25 Cody Asche, L (1, 5) OBP: 0.316, SLG: 0.419		B B B B 4-0 2 2B 1-2 2-3 BB		B S X 1-1 HR		S S T 0-2 ① K		x 0-0 ① G6-3		2	2	1	1	1	1	0
28 Kevin Frandsen, R (8, 5) OBP: 0.207, SLG: 0.207										1	0	0	0	0	0	0
Inning Stats	R: 0 E: 0 K: 1 S: 5 H: 0 LOB: 1 BB: 1 P: 9	R: 3 E: 0 K: 1 S: 6 H: 2 LOB: 1 BB: 2 P: 14	R: 0 E: 0 K: 0 S: 4 H: 1 LOB: 2 BB: 1 P: 8	R: 1 E: 0 K: 0 S: 5 H: 1 LOB: 0 BB: 0 P: 6	R: 0 E: 0 K: 1 S: 5 H: 0 LOB: 0 BB: 0 P: 5	R: 0 E: 0 K: 0 S: 3 H: 1 LOB: 1 BB: 1 P: 7	R: 0 E: 0 K: 1 S: 6 H: 1 LOB: 1 BB: 0 P: 6	R: 2 E: 0 K: 1 S: 7 H: 3 LOB: 0 BB: 0 P: 7	R: 0 E: 0 K: 1 S: 6 H: 1 LOB: 1 BB: 0 P: 6	1B: 6 2B: 3 3B: 0 HR: 1 SF: 0 SAC: 0 DP: 2 HBP: 0						

PITCHER		IP	WLS	BF	H	R	ER	SO	BB	IBB	HBP	BLK	WP	HR	S	P	ERA	WHIP
48 J.A. Happ, L ERA: 20.25	(1, 1)	2.2		14	3	3	3	2	4	0	0	0	0	0	14	30	10.12	2.625
21 Sergio Santos, R ERA: 2.7	(3, 1)	1.1	W	5	1	1	1	0	0	0	0	0	0	1	6	7	6.75	0.750
27 Brett Cecil, L ERA:	(5, 1)	1.1	H	4	0	0	0	1	0	0	0	0	0	0	6	6	0.00	0.000
50 Steve Delabar, R ERA:	(6, 1)	1.0	H	4	1	0	0	1	1	0	0	0	0	0	5	9	0.00	2.000
62 Aaron Loup, L ERA: 6.35	(7, 1)	1.2		8	4	2	2	1	0	0	0	0	0	0	10	10	10.80	2.400

PITCHER		IP	WLS	BF	H	R	ER	SO	BB	IBB	HBP	BLK	WP	HR	S	P	ERA	WHIP
52 John Stilson, R ERA:	(9, 1)	1.0		4	1	0	0	1	0	0	0	0	0	0	6	6	0.00	1.000

TOP

AB	34
R	6
H	10
RBI	5
BB	5
SO	6
LOB	14

PA: 39

WP: 0
PB: 0
SB: 1
CS: 0

BOTTOM

Philadelphia Phillies @ Toronto Blue Jays

Florida Auto Exchange Stadium, Dunedin, FL

Wed Mar 19 2014, 1:07 PM - 4:14 PM EDT

Att. 5,255 - Partly Cloudy - 70 F

livebaseballscorecards.com

Batter	1	2	3	4	5	6	7	8	9	AB	R	H	RBI	BB	SO	LOB
7 José Reyes, S (1, 6) OBP: 0.271, SLG: 0.283 39 Chris Getz, L (7, 4) OBP: 0.320, SLG: 0.391	P6		53 SF7 19 HR 1-3 2-H 2B	53 1B 26 2B 1-2 1B		G4-3	G4-3			4 1	2 0	2 0	1 0	0 0	0 0	0 2
53 Melky Cabrera, S (1, 7) OBP: 0.426, SLG: 0.556 11 Kevin Pillar, R (4, PR) OBP: 0.200, SLG: 0.276 14 Moisés Sierra, R (5, 7) OBP: 0.316, SLG: 0.353 (8, 9)	19 FC5-4 1B		SF7 2-3 3-H	26 2B 1-2 2-H 1B		19 HR 1B		K		2 0 2	0 1 1	2 0 1	2 0 0	0 0 1	0 0 0	0 0 0
19 José Bautista, R (1, 9) OBP: 0.442, SLG: 0.861 8 Anthony Gose, L (7, 9) OBP: 0.310, SLG: 0.385 (8, 8)	FC5-4 10 CS 1-2f		HR 3-H	P3		HR 1-H		16 1B 2B		4 1	2 1	2 1	4 0	0 0	0 0	3 0
10 Edwin Encarnación, R (1, 10) OBP: 0.341, SLG: 0.548 18 Steve Tolleson, R (8, PH) OBP: 0.333, SLG: 0.286 (9, 10)	CS 1-2	1B	13 1B 2B	F7		K		F8		4 1	0 0	2 0	0 0	0 0	1 0	2 1
26 Adam Lind, L (1, 3) OBP: 0.417, SLG: 0.636 16 Dan Johnson, L (8, 3) OBP: 0.370, SLG: 0.760		F8	13 1B BB	1-H 2-H 2B		G6-3		2-H 1B		3 1	0 0	1 1	2 1	1 0	0 0	1 0
13 Brett Lawrie, R (1, 5) OBP: 0.359, SLG: 0.378 66 Munenori Kawasaki, L (7, PR) OBP: 0.313, SLG: 0.267 (8, 5)	F8		1-2 2-3 1B	G3			17 3B 1B	F9		4 1	0 1	2 0	0 0	0 0	0 0	3 1
28 Colby Rasmus, L (1, 8) OBP: 0.240, SLG: 0.292 1 Jonathan Diaz, R (8, 7) OBP: 0.250, SLG: 0.077	K	K			F7		K			4 0	0 0	0 0	0 0	0 0	3 0	5 0
30 Dioner Navarro, S (1, 2) OBP: 0.306, SLG: 0.324 22 Josh Thole, L (8, 2) OBP: 0.167, SLG: 0.167			17 1B 7 2B 1B F7		P5		K			4 0	1 0	1 0	0 0	0 0	1 0	4 0
17 Ryan Goins, L (1, 4) OBP: 0.261, SLG: 0.256 (7, 6)			7 2B 53 SF7 1-2 1B	7 1B 53 1B 1B	F8		1-H 3B			4	2	3	1	0	0	0

Inning Stats																					
	R: 0 E: 0 K: 0 S: 4	H: 1 LOB: 0 BB: 0 P: 4	R: 0 E: 0 K: 1 S: 6	H: 1 LOB: 1 BB: 0 P: 6	R: 4 E: 0 K: 1 S: 11	H: 6 LOB: 3 BB: 1 P: 15	R: 3 E: 0 K: 0 S: 7	H: 4 LOB: 2 BB: 0 P: 7	R: 0 E: 0 K: 0 S: 3	H: 0 LOB: 0 BB: 0 P: 3	R: 2 E: 0 K: 1 S: 7	H: 2 LOB: 0 BB: 0 P: 9	R: 1 E: 0 K: 2 S: 9	H: 2 LOB: 2 BB: 0 P: 9	R: 1 E: 0 K: 1 S: 7	H: 2 LOB: 1 BB: 0 P: 7	1B: 11 2B: 4 3B: 1 HR: 2	SF: 1 SAC: 0 DP: 0 HBP: 0	WP: 0 PB: 0 SB: 0 CS: 1	PA: 43

	AB	40
	R	11
	H	18
	RBI	11
	BB	1
	SO	6
	LOB	22

PITCHER		IP	WLS	BF	H	R	ER	SO	BB	IBB	HBP	BLK	WP	HR	S	P	ERA	WHIP
27 Roberto Hernandez, R ERA: 5.29	(1, 1)	3.2	L	22	11	7	7	2	1	0	0	0	0	1	26	30	17.18	3.273
54 Héctor Neris, R ERA:	(4, 1)	0.1		2	1	0	0	0	0	0	0	0	0	0	2	2	0.00	3.000
58 Jonathan Papelbon, R ERA: 3.6	(5, 1)	1.0		3	0	0	0	0	0	0	0	0	0	0	3	3	0.00	0.000
31 Brad Lincoln, R ERA: 2.79	(6, 1)	2.0		10	4	3	3	3	0	0	0	0	0	1	16	18	13.50	2.000
50 Shawn Camp, R ERA: 1.42	(8, 1)	1.0		5	2	1	1	1	0	0	0	0	0	0	7	7	9.00	2.000

PITCHER		IP	WLS	BF	H	R	ER	SO	BB	IBB	HBP	BLK	WP	HR	S	P	ERA	WHIP

Batter	1	2	3	4	5	6	7	8	9	AB	R	H	RBI	BB	SO	LOB
2 Ben Revere, L (1, 8) OBP: 0.383, SLG: 0.442	F7		7 BB 1-2 1B		G6-3 1-2		7 1B 7 S 25 FC6-4 1B	G3		5	1	2	0	0	0	2
7 Ronny Cedeno, R (1, 6) OBP: 0.353, SLG: 0.400	G6-3		2 SAFE B B B B 25 FC4-6 1-2 2-3 BB		B X 1-0 2-H 2B		B X 1-0 25 FC6-4 1-3 1B	G5-3		4	0	2	1	1	0	1
25 Cody Asche, L (1, 5) OBP: 0.279, SLG: 0.361	G4-3		FC4-6 1-2f		S C C 0-3 K		FC6-4 6 G4-3 29 1B 1-2f 3-H		C C C 0-3 K	5	1	0	1	0	2	4
6 Ryan Howard, L (1, 3) OBP: 0.298, SLG: 0.364 59 Antonio Bastardo, R (8, 1) 61 Sean O'Sullivan, R (8, 1)		G3-1		G6-3	S S S 0-3 K		G4-3 1-2		S C C 0-3 K	4 0 1	0 0 0	0 0 0	0 0 0	0 0 0	1 0 1	2 0 0
29 Cameron Rupp, R (1, 2) OBP: 0.364, SLG: 0.476		G5-3		L3		53 2B 16 SF9 1B	2-H 1B		S S S 0-3 K	5	1	2	1	0	1	0
53 Bobby Abreu, L (1, 9) OBP: 0.452, SLG: 0.438 26 Cameron Perkins, R (7, 9)	1B		16 1B 1B			16 SF9 1-3 17 E 2B	F7			4 0	1 0	3 0	0 0	0 0	0 0	1 0
16 César Hernández, S (1, 4) OBP: 0.259, SLG: 0.208	G4-3		1-2 1B			SF9 2-3 3-H		17 2B 24 SF8 1B		3	1	2	1	0	0	1
17 Reid Brignac, L (1, 10) OBP: 0.500, SLG: 0.600 (8, 3)			7 BB 2 1B 1B	G3		F8 3-H		24 SF8 1-3 2B		4	0	2	0	0	0	2
24 Steve Susdorf, L (1, 7)			P4		B B B 4-0 7 PB 2 G6-3 7 2B BB	G5-3		SF8 2-3 3-H		2	1	0	1	1	0	1
Inning Stats	R: 0 E: 0 K: 0 S: 3 H: 0 LOB: 0 BB: 0 P: 3	R: 0 E: 0 K: 0 S: 4 H: 1 LOB: 1 BB: 0 P: 4	R: 0 E: 0 K: 0 S: 4 H: 2 LOB: 2 BB: 1 P: 8	R: 0 E: 0 K: 0 S: 5 H: 2 LOB: 2 BB: 0 P: 5	R: 1 E: 0 K: 2 S: 8 H: 1 LOB: 1 BB: 1 P: 13	R: 2 E: 1 K: 0 S: 5 H: 2 LOB: 0 BB: 0 P: 5	R: 2 E: 0 K: 0 S: 6 H: 3 LOB: 1 BB: 0 P: 7	R: 1 E: 0 K: 0 S: 5 H: 2 LOB: 1 BB: 0 P: 5	R: 0 E: 0 K: 3 S: 9 H: 0 LOB: 0 BB: 0 P: 9	1B: 10 2B: 3 3B: 0 HR: 0	SF: 2 SAC: 0 DP: 0 HBP: 0						

TOP

Philadelphia Phillies @ Houston Astros

Osceola County Stadium, Kissimmee, FL

Thu Mar 20 2014, 1:08 PM - 4:16 PM EDT

Att. 3,609 - Sunny - 74 F

livebaseballscorecards.com

AB	37
R	6
H	13
RBI	5
BB	2
SO	5
LOB	14

WP: 0 PB: 1 SB: 1 CS: 0 PA: 41

PITCHER	IP	WLS	BF	H	R	ER	SO	BB	IBB	HBP	BLK	WP	HR	S	P	ERA	WHIP
64 Lucas Harrell, R (1, 1) ERA: 7.8	4.1		20	6	1	1	0	2	0	0	0	0	0	18	27	2.08	1.846
66 Kevin Chapman, L (5, 1) ERA: 5.14	1.2	L	7	2	2	1	2	0	0	0	0	0	0	11	11	5.40	1.200
38 Darin Downs, L (7, 1) ERA: 6.75	2.0		11	5	3	3	0	0	0	0	0	0	0	11	12	13.50	2.500
35 Josh Fields, R (9, 1) ERA: 1.5	1.0		3	0	0	0	3	0	0	0	0	0	0	9	9	0.00	0.000

PITCHER	IP	WLS	BF	H	R	ER	SO	BB	IBB	HBP	BLK	WP	HR	S	P	ERA	WHIP

BOTTOM

Philadelphia Phillies @ Houston Astros

Osceola County Stadium, Kissimmee, FL

Thu Mar 20 2014, 1:08 PM - 4:16 PM EDT

Att. 3,609 - Sunny - 74 F

livebaseballscorecards.com

Batter	1	2	3	4	5	6	7	8	9	AB	R	H	RBI	BB	SO	LOB
21 Dexter Fowler, S (1, 8) OBP: 0.368, SLG: 0.313	0-0 27 F9 15 2B 2B		0-0 27 FC6-4 1-2 1B		B B B 4-0 27 CS BB		0-0 F9		1-0 1-3 1B	2	1	2	0	1	0	0
9 Marwin Gonzalez, S (6, 8) OBP: 0.432, SLG: 0.639										2	0	1	0	0	0	0
27 Jose Altuve, R (1, 4) OBP: 0.250, SLG: 0.295	0-0 F9 2-3		0-0 FC6-4 1-2f 2-3		C S S 0-3 K 1-2			0-0 F8	0-0 G5-3	5	0	0	0	0	1	6
15 Jason Castro, L (1, 10) OBP: 0.290, SLG: 0.567	0-0 3-H 2B		S S S 0-3 K			0-0 18 BB 1B		0-0 P4		3	0	2	1	0	1	2
14 Jesus Guzman, R (6, PR) OBP: 0.313, SLG: 0.308 (7, 10)										1	0	0	0	0	0	0
18 Marc Krauss, L (1, 7) OBP: 0.417, SLG: 0.656	0-0 F7		0-0 F9			B B B 4-0 1-2 BB		S S S 0-3 K		2	0	0	0	1	0	3
20 J.D. Martinez, R (7, 7) OBP: 0.263, SLG: 0.235										1	0	0	0	0	1	0
23 Chris Carter, R (1, 3) OBP: 0.209, SLG: 0.357	0-0 P2			S S S 0-3 K		S S S 0-3 K			0-0 G5-3	4	0	0	0	0	2	3
22 Carlos Corporán, S (1, 2) OBP: 0.429, SLG: 0.591		0-0 G4-3		0-0 2B		0-0 F8			0-0 3 1B 1 SF7 2B	3	0	1	0	0	0	2
76 Carlos Pérez, R (7, 2) OBP: 0.429, SLG: 0.571										1	1	1	0	0	0	0
30 Matt Dominguez, R (1, 5) OBP: 0.300, SLG: 0.324		S S S 0-3 K		0-0 F8		0-0 G1-3			0-0 6 DI 6 1B 2-3 1B	3	0	0	0	0	1	3
3 Cesar Izturis, S (7, 5) OBP: 0.318, SLG: 0.318										1	1	1	0	0	0	0
1 Adron Chambers, L (1, 9) OBP: 0.429, SLG: 0.417		0-0 G3		0-0 2-3 1B			S S S 0-3 K		0-0 SF7 3-H	3	0	1	1	0	1	0
6 Jonathan Villar, S (1, 6) OBP: 0.308, SLG: 0.417			0-0 27 FC6-4 21 1B 1B		C C C 0-3 K		0-0 F8		1-0 9 1B 9 DI 1-H 1B	4	0	2	1	0	1	0
Inning Stats	R: 1 H: 2 E: 0 LOB: 1 K: 0 BB: 0 S: 5 P: 5	R: 0 H: 0 E: 0 LOB: 0 K: 1 BB: 0 S: 5 P: 5	R: 0 H: 2 E: 0 LOB: 2 K: 1 BB: 0 S: 7 P: 7	R: 0 H: 2 E: 0 LOB: 2 K: 1 BB: 0 S: 6 P: 6	R: 0 H: 0 E: 0 LOB: 0 K: 2 BB: 1 S: 6 P: 10	R: 0 H: 1 E: 0 LOB: 2 K: 1 BB: 1 S: 6 P: 10	R: 0 H: 0 E: 0 LOB: 0 K: 1 BB: 0 S: 5 P: 5	R: 0 H: 0 E: 0 LOB: 0 K: 1 BB: 0 S: 5 P: 5	R: 2 H: 4 E: 0 LOB: 2 K: 0 BB: 0 S: 7 P: 9	1B: 7 SF: 1 2B: 4 SAC: 0 3B: 0 DP: 0 HR: 0 HBP: 0						

	AB	35
	R	3
	H	11
	RBI	3
	BB	2
	SO	8
	LOB	19

WP: 0 PA: 38
PB: 0
SB: 0
CS: 1

PITCHER		IP	WLS	BF	H	R	ER	SO	BB	IBB	HBP	BLK	WP	HR	S	P	ERA	WHIP
60 Jeff Manship, R ERA: 2.25	(1, 1)	5.0	W	20	6	1	1	5	1	0	0	0	0	0	29	33	1.80	1.400
39 B.J. Rosenberg, R ERA: 4.82	(6, 1)	2.0	H	8	1	0	0	2	1	0	0	0	0	0	11	15	0.00	1.000
59 Antonio Bastardo, L ERA: 2.35	(8, 1)	0.2		2	0	0	0	0	0	0	0	0	0	0	2	2	0.00	0.000
61 Sean O'Sullivan, R ERA: 6.92	(8, 1)	1.1		8	4	2	2	1	0	0	0	0	0	0	10	12	13.50	3.000

PITCHER	IP	WLS	BF	H	R	ER	SO	BB	IBB	HBP	BLK	WP	HR	S	P	ERA	WHIP

Toronto Blue Jays @ Philadelphia Phillies

Bright House Field, Clearwater, FL

Thu Mar 20 2014, 1:08 PM - 3:54 PM EDT

Att. 8,673 - Partly Cloudy - 72 F

TOP

livebaseballscorecards.com

Batter	1	2	3	4	5	6	7	8	9	AB	R	H	RBI	BB	SO	LOB
7 José Reyes, S (1, 6) OBP: 0.288, SLG: 0.286 1 Jonathan Diaz, R (7, 6) OBP: 0.250, SLG: 0.077	B B B B 4-0 53 CS BB		S S T 0-2 ① K		X 0-0 1B		X 0-0 ③ F8			3 0 1 0 1 1 2 0 0 0 0 0 0 0						
53 Melky Cabrera, S (1, 7) OBP: 0.412, SLG: 0.531 (7, 8) 11 Kevin Pillar, R (8, PR) OBP: 0.200, SLG: 0.276 (8, 8)	B S S S 1-3 ① ② K 1-2		X 0-0 ② G5-3		X 0-0 ③ F7			X 0-0 19 G5-4-3 1B		4 0 1 0 0 1 2 0 0 0 0 0 0 0						
19 José Bautista, R (1, 9) OBP: 0.447, SLG: 0.846 16 Dan Johnson, L (8, 3) OBP: 0.370, SLG: 0.760	X 0-0 2B		C C C 0-3 ③ K			B B B B 4-0 14 CS BB		X 0-0 ① ② G5-4-3 1-2f		3 0 1 0 1 1 1 0 0 0 0 0 0 0						
10 Edwin Encarnación, R (1, 3) OBP: 0.333, SLG: 0.522 38 Jared Goedert, R (8, PR) OBP: 0.238, SLG: 0.158 (8, 5)	X 0-0 ③ G5-3			S S S 0-3 ① K		X 0-0 ① P4		X 0-0 1B		4 0 1 0 0 1 2 0 0 0 0 0 0 0						
14 Moisés Sierra, R (1, 8) OBP: 0.317, SLG: 0.432 29 Dustin McGowan, R (6, 1) Bobby Korecky, R (9, 1)		S S X 0-2 HR		C C C 0-3 ② K		1 SAFE X 0-0 ② ③ G6-3 1-2		C C C 0-3 ③ K		3 1 1 1 0 1 1 1 0 0 0 0 1 1 0 0 0 0 0 0 0						
31 Erik Kratz, R (1, 2) OBP: 0.478, SLG: 0.818		X 0-0 HR		H 1-0 HBP			X 0-0 ① 1B		B B S S S X 2-2 HR	3 2 3 2 0 0 0						
17 Ryan Goins, L (1, 4) OBP: 0.260, SLG: 0.239		X 0-0 ① G4-3		X 0-0 ③ L4			B B B B 4-0 18 BB BB		X 0-0 ① G4-3	3 0 0 0 1 0 1						
66 Munenori Kawasaki, L (1, 5) OBP: 0.278, SLG: 0.235 18 Steve Tolleson, R (6, 5) OBP: 0.385, SLG: 0.318 (8, 7)		X 0-0 ② B1-3			X 0-0 ① F7		B B B B 4-0 1-2 BB		X 0-0 68 CS 1B	2 0 0 0 0 0 0 1 0 1 0 1 0 0						
32 Esmil Rogers, R (1, 1) 55 Richard Bleier, L (5, 1) 8 Anthony Gose, L (6, 8) OBP: 0.310, SLG: 0.385 68 Brad Glenn, R (7, PH) OBP: 0.500, SLG: 1.000 (7, 7) (8, 9)		S S L 0-3 ③ K			X 0-0 ② B1-3		C C C 0-3 ② K		S S S 0-3 ② ③ K 1-2	2 0 0 0 0 1 0 0 0 0 0 0 0 0 0 0 0 0 0 0 0 2 0 0 0 0 2 3						
Inning Stats	R: 0 H: 1 E: 0 LOB: 1 K: 1 BB: 1 S: 5 P: 10	R: 2 H: 2 E: 0 LOB: 0 K: 1 BB: 0 S: 9 P: 9	R: 0 H: 0 E: 0 LOB: 0 K: 2 BB: 0 S: 7 P: 7	R: 0 H: 0 E: 0 LOB: 1 K: 2 BB: 0 S: 7 P: 8	R: 0 H: 1 E: 0 LOB: 1 K: 0 BB: 0 S: 4 P: 4	R: 0 H: 0 E: 0 LOB: 0 K: 0 BB: 1 S: 2 P: 6	R: 0 H: 1 E: 0 LOB: 2 K: 1 BB: 2 S: 5 P: 13	R: 0 H: 2 E: 0 LOB: 1 K: 1 BB: 0 S: 6 P: 6	R: 1 H: 2 E: 0 LOB: 1 K: 1 BB: 0 S: 8 P: 10	1B: 5 SF: 0 2B: 2 SAC: 0 3B: 0 DP: 2 HR: 3 HBP: 1						

	AB	31
	R	3
	H	9
	RBI	3
	BB	4
	SO	9
	LOB	13

PITCHER		IP	WLS	BF	H	R	ER	SO	BB	IBB	HBP	BLK	WP	HR	S	P	ERA	WHIP	PITCHER	IP	WLS	BF	H	R	ER	SO	BB	IBB	HBP	BLK	WP	HR	S	P	ERA	WHIP
78 David Buchanan, R ERA: 2.7	(1, 1)	4.0	L	16	3	2	2	6	1	0	1	0	0	2	28	34	4.50	1.000																	
48 Phillippe Aumont, R ERA: 3.48	(5, 1)	2.1		10	2	0	0	0	3	0	0	0	0	0	7	19	0.00	2.143																	
77 Mario Hollands, L ERA: 1.86	(7, 1)	2.2		10	4	1	1	3	0	0	0	0	0	1	18	20	3.38	1.500																	

BOTTOM

Toronto Blue Jays @ Philadelphia Phillies

Bright House Field, Clearwater, FL

Thu Mar 20 2014, 1:08 PM - 3:54 PM EDT

Att. 8,673 - Partly Cloudy - 72 F

livebaseballscorecards.com

Batter	1	2	3	4	5	6	7	8	9	AB	R	H	RBI	BB	SO	LOB
11 Jimmy Rollins, S (1, 6) OBP: 0.265, SLG: 0.241 6 Troy Hanzawa, R (7, PH) (8, 6)	F9		G4-3		19 1B 1B		K			3 1	0 0	1 0	0 0	0 0	0 1	0 2
19 Tony Gwynn Jr., L (1, 8) OBP: 0.500, SLG: 0.462	26 2B 2B		26 BLK BB		1-2 1B		G3-1			3	1	2	0	1	0	2
26 Chase Utley, L (1, 4) OBP: 0.225, SLG: 0.211 Leandro Castro, R (8, 7) OBP: 0.111, SLG: 0.222	2-H 2B		1-2 HBP		K			F8		2 1	0 0	1 0	1 0	0 0	1 0	2 0
3 Marlon Byrd, R (1, 9) OBP: 0.366, SLG: 0.474 24 Clete Thomas, L (7, 9) OBP: 0.235, SLG: 0.188	K		G5-3			P6		G3		3 1	0 0	0 0	0 0	0 0	1 0	3 0
51 Carlos Ruiz, R (1, 2) OBP: 0.371, SLG: 0.516 77 Mario Hollands, L (7, 1)	K			1B		K		K		3 1	0 0	1 0	0 0	0 0	2 1	1 0
28 Kevin Frandsen, R (1, 3) OBP: 0.182, SLG: 0.182 (8, 4)		G6-3		K		K			G1-3	4	0	0	0	0	2	0
15 John Mayberry Jr., R (1, 7) OBP: 0.306, SLG: 0.529 (8, 3)		G5-3		K				WP 2B	K	4	0	1	0	0	2	0
74 Maikel Franco, R (1, 5) OBP: 0.225, SLG: 0.184		G6-3			K			E5 WP	G6-3	4	0	0	0	0	1	1
78 David Buchanan, R (1, 1) OBP: 1.000, SLG: 1.000 48 Phillippe Aumont, L (5, 1) Sebastian Valle, R (7, 2)			1B		K					1 1 1	0 0 0	1 0 0	0 0 0	0 0 0	0 1 1	0 0 2

Inning Stats	R: 1 E: 0 K: 2 S: 9	H: 2 LOB: 1 BB: 0 P: 9	R: 0 E: 0 K: 0 S: 3	H: 0 LOB: 0 BB: 0 P: 3	R: 0 E: 0 K: 0 S: 3	H: 1 LOB: 2 BB: 1 P: 8	R: 0 E: 0 K: 2 S: 7	H: 1 LOB: 0 BB: 0 P: 7	R: 0 E: 0 K: 3 S: 11	H: 2 LOB: 2 BB: 0 P: 11	R: 0 E: 0 K: 2 S: 7	H: 0 LOB: 0 BB: 0 P: 7	R: 0 E: 1 K: 2 S: 9	H: 1 LOB: 2 BB: 0 P: 10	R: 0 E: 0 K: 1 S: 5	H: 0 LOB: 0 BB: 0 P: 5	R: 0 E: 0 K: 1 S: 5	H: 0 LOB: 0 BB: 0 P: 5	1B: 4 2B: 3 3B: 0 HR: 0	SF: 0 SAC: 0 DP: 0 HBP: 1	WP: 1 PB: 0 SB: 0 CS: 0	PA: 35

PITCHER	IP	WLS	BF	H	R	ER	SO	BB	IBB	HBP	BLK	WP	HR	S	P	ERA	WHIP
32 Esmil Rogers, R (1, 1) ERA: 5.27	4.2	W	19	5	1	1	6	1	0	1	1	0	0	29	34	1.93	1.286
55 Richard Bleier, L (5, 1) ERA:	0.1	H	2	1	0	0	1	0	0	0	0	0	0	4	4	0.00	3.000
29 Dustin McGowan, R (6, 1) ERA: 3.86	3.0	H	11	1	0	0	5	0	0	0	0	1	0	21	22	0.00	0.333
Bobby Korecky, R (9, 1) ERA:	1.0	S	3	0	0	0	1	0	0	0	0	0	0	5	5	0.00	0.000

PITCHER	IP	WLS	BF	H	R	ER	SO	BB	IBB	HBP	BLK	WP	HR	S	P	ERA	WHIP

AB	33
R	1
H	7
RBI	1
BB	1
SO	13
LOB	13

Batter	1	2	3	4	5	6	7	8	9	10	AB	R	H	RBI	BB	SO	LOB
25 Jackie Bradley Jr., L (1, 8) OBP: 0.250, SLG: 0.318	G6-3		G3-1			F8	K			BB	4	0	0	0	0	1	2
26 Shannon Wilkerson, R (9, 8)											0	0	0	0	1	0	0
5 Jonny Gomes, R (1, 7) OBP: 0.244, SLG: 0.263	K		P3			16 1B 40 2B BB		K		F8	3	1	0	0	1	2	0
61 Dan Butler, R (8, 2) OBP: 0.250, SLG: 0.143											1	0	0	0	0	0	1
16 Will Middlebrooks, R (1, 5) OBP: 0.324, SLG: 0.515	F9			L4		40 2B 1-2 1B		G5-3			4	1	1	0	0	0	0
84 Carlos Rivero, R (9, 5)											0	0	0	0	0	0	0
40 A.J. Pierzynski, L (1, 2) OBP: 0.267, SLG: 0.400		G4-3		P5		1-H 2-H 2B		F9			4	0	1	2	0	0	0
Scott Cousins, L (8, 7) OBP: 0.333, SLG: 0.333											0	0	0	0	0	0	0
Bryce Brentz, R (1, 9) OBP: 0.429, SLG: 0.720		K		K		F7			F9		3	0	0	0	0	2	1
30 Andrew Miller, L (6, 1)											0	0	0	0	0	0	0
60 Brayan Villarreal, R (7, 1)											0	0	0	0	0	0	0
56 Rich Hill, L (8, 1)											0	0	0	0	0	0	0
20 Ryan Lavarnway, R (9, PH) OBP: 0.382, SLG: 0.548											1	0	0	0	0	0	0
37 Mike Carp, L (1, 3) OBP: 0.282, SLG: 0.556		10 WP 2B			F8		K		F9		4	0	1	0	0	1	0
50 Jose Mijares, L (9, 1)											0	0	0	0	0	0	0
10 Jonathan Herrera, S (1, 6) OBP: 0.250, SLG: 0.286		K 2-3			G5-3		48 G3 1B		G4-3		4	0	1	0	0	1	1
82 Derrik Gibson, R (9, 6) OBP: 0.500, SLG: 0.500											0	0	0	0	0	0	0
48 Mike McCoy, R (1, 4) OBP: 0.167, SLG: 0.091		G6-3			K		G3 1-2			G5-3	4	0	0	0	0	1	3
31 Jon Lester, L (1, 1)			K			B1-3				G3	2	0	0	0	0	1	0
72 Corey Brown, L (6, 9) OBP: 0.440, SLG: 0.619							BB				1	0	0	0	1	0	0
Inning Stats	R: 0 E: 0 K: 1 S: 5 H: 0 LOB: 0 BB: 0 P: 5	R: 0 E: 0 K: 2 S: 9 H: 1 LOB: 2 BB: 0 P: 9	R: 0 E: 0 K: 1 S: 5 H: 0 LOB: 0 BB: 0 P: 5	R: 0 E: 0 K: 1 S: 5 H: 0 LOB: 0 BB: 0 P: 5	R: 0 E: 0 K: 1 S: 5 H: 0 LOB: 0 BB: 0 P: 5	R: 2 E: 0 K: 0 S: 5 H: 2 LOB: 1 BB: 1 P: 9	R: 0 E: 0 K: 2 S: 8 H: 1 LOB: 2 BB: 1 P: 12	R: 0 E: 0 K: 1 S: 5 H: 0 LOB: 0 BB: 0 P: 5	R: 0 E: 0 K: 0 S: 3 H: 0 LOB: 0 BB: 0 P: 3	R: 0 E: 0 K: 0 S: 3 H: 0 LOB: 1 BB: 1 P: 7	1B: 2 2B: 2 3B: 0 HR: 0 SF: 0 SAC: 0 DP: 0 HBP: 0						

PITCHER	IP	WLS	BF	H	R	ER	SO	BB	IBB	HBP	BLK	WP	HR	S	P	ERA	WHIP
33 Cliff Lee, L (1, 1) ERA: 2.75	6.0		23	3	2	2	6	1	0	0	0	1	0	34	38	3.00	0.667
58 Jonathan Papelbon, R (7, 1) ERA: 3.0	1.0		5	1	0	0	2	1	0	0	0	0	0	8	12	0.00	2.000
59 Antonio Bastardo, L (8, 1) ERA: 2.08	1.0		3	0	0	0	1	0	0	0	0	0	0	5	5	0.00	0.000
63 Jake Diekman, L (9, 1) ERA: 6.43	1.0		3	0	0	0	0	0	0	0	0	0	0	3	3	0.00	0.000
46 Mike Nesseth, R (10, 1) ERA:	1.0		4	0	0	0	0	1	0	0	0	0	0	3	7	0.00	1.000

PITCHER	IP	WLS	BF	H	R	ER	SO	BB	IBB	HBP	BLK	WP	HR	S	P	ERA	WHIP

TOP

Boston Red Sox @ Philadelphia Phillies

Bright House Field, Clearwater, FL

Fri Mar 21 2014, 1:09 PM - 4:12 PM EDT

Att. 11,210 - Sunny - 79 F

livebaseballscorecards.com

AB	35
R	2
H	4
RBI	2
BB	3
SO	9
LOB	8

WP: 1 PA: 38
PB: 0
SB: 0
CS: 0

Batter	1	2	3	4	5	6	7	8	9	10	AB	R	H	RBI	BB	SO	LOB
19 Tony Gwynn Jr., L (1, 8) OBP: 0.487, SLG: 0.533	G4-3		1-2 BB		F9			HR		F8	4	1	1	1	1	0	0
11 Jimmy Rollins, S (1, 6) OBP: 0.263, SLG: 0.242	P5		K			F8		28 E 24 1B 28 1B 1B		F8	4	1	1	0	0	1	2
17 Reid Brignac, L (9, 6) OBP: 0.474, SLG: 0.563											1	0	0	0	0	0	0
26 Chase Utley, L (1, 4) OBP: 0.227, SLG: 0.214	F7			15 E 1B		F8		F8		G4-3	4	0	1	0	0	0	1
63 Jake Diekman, R (9, 1)											0	0	0	0	0	0	0
46 Mike Nesseth, R (10, 1)											0	0	0	0	0	0	0
51 Carlos Ruiz, R (10, PH) OBP: 0.361, SLG: 0.500											1	0	0	0	0	0	0
6 Ryan Howard, L (1, 3) OBP: 0.280, SLG: 0.340		K		K		F7		E7 24 1B 1-3 1B			3	0	0	0	0	2	1
28 Kevin Frandsen, R (8, 3) OBP: 0.206, SLG: 0.206											1	0	1	0	0	0	0
3 Marlon Byrd, R (1, 9) OBP: 0.386, SLG: 0.475							7 FC1-5 15 1B BB				2	0	1	0	1	1	1
24 Clete Thomas, L (7, PR) OBP: 0.278, SLG: 0.235		15 G4-6-3 1B		K				2-3 3-H 1B			1	0	1	1	0	0	0
(8, 9)																	
15 John Mayberry Jr., R (1, 7) OBP: 0.300, SLG: 0.500		G4-6-3 1-2f		E5 1-2			7 FC1-5 1-2 1B	P5			4	0	1	0	0	0	4
7 Ronny Cedeno, R (1, 5) OBP: 0.286, SLG: 0.316			P3	L1			FC1-5 53 G4-6-3 1-2 2-3f		F9		4	0	0	0	0	0	4
21 Wil Nieves, R (1, 2) OBP: 0.211, SLG: 0.211											2	0	2	0	0	0	0
53 Bobby Abreu, L (7, PH) OBP: 0.442, SLG: 0.424			33 FC5-6 1B		33 CS 1B		G4-6-3 1-2f		K		1	0	0	0	0	0	2
29 Cameron Rupp, R (8, 2) OBP: 0.348, SLG: 0.455											1	0	0	0	0	1	0
33 Cliff Lee, L (1, 1)					K			G3-1		F8	2	0	0	0	0	1	2
58 Jonathan Papelbon, R (7, 1)											0	0	0	0	0	0	0
59 Antonio Bastardo, R (8, 1)											0	0	0	0	0	0	0
2 Ben Revere, L (8, PH) OBP: 0.375, SLG: 0.432											1	0	0	0	0	0	0
16 César Hernández, S (9, 4) OBP: 0.250, SLG: 0.200			1-2f BB								1	0	0	0	0	0	0
Inning Stats	R: 0 E: 0 K: 0 S: 3 H: 0 LOB: 0 BB: 0 P: 3	R: 0 E: 0 K: 1 S: 5 H: 1 LOB: 0 BB: 0 P: 5	R: 0 E: 0 K: 1 S: 6 H: 1 LOB: 2 BB: 1 P: 10	R: 0 E: 1 K: 2 S: 9 H: 1 LOB: 2 BB: 0 P: 9	R: 0 E: 0 K: 1 S: 5 H: 1 LOB: 0 BB: 0 P: 5	R: 0 E: 0 K: 0 S: 3 H: 0 LOB: 0 BB: 0 P: 3	R: 0 E: 0 K: 0 S: 3 H: 1 LOB: 2 BB: 1 P: 7	R: 2 E: 1 K: 0 S: 9 H: 4 LOB: 2 BB: 0 P: 10	R: 0 E: 0 K: 1 S: 5 H: 0 LOB: 0 BB: 0 P: 5	R: 0 E: 0 K: 0 S: 3 H: 0 LOB: 0 BB: 0 P: 3	1B: 8 2B: 0 3B: 0 HR: 1	SF: 0 SAC: 0 DP: 2 HBP: 0						

PITCHER		IP	WLS	BF	H	R	ER	SO	BB	IBB	HBP	BLK	WP	HR	S	P	ERA	WHIP
31 Jon Lester, L ERA: 0.71	(1, 1)	5.2		21	4	0	0	5	1	0	0	0	0	0	30	34	0.00	0.882
30 Andrew Miller, L ERA: 10.38	(6, 1)	0.2	H	4	1	0	0	0	1	0	0	0	0	0	3	7	0.00	3.000
60 Brayan Villarreal, R ERA: 5.4	(7, 1)	1.0	H	4	2	2	1	0	0	0	0	0	0	1	6	7	9.00	2.000
56 Rich Hill, L ERA:	(8, 1)	0.2	B	4	2	0	0	0	0	0	0	0	0	0	4	4	0.00	3.000
50 Jose Mijares, L ERA: 5.14	(9, 1)	2.0		6	0	0	0	1	0	0	0	0	0	0	8	8	0.00	0.000

PITCHER	IP	WLS	BF	H	R	ER	SO	BB	IBB	HBP	BLK	WP	HR	S	P	ERA	WHIP

BOTTOM

Boston Red Sox @ Philadelphia Phillies

Bright House Field, Clearwater, FL

Fri Mar 21 2014, 1:09 PM - 4:12 PM EDT

Att. 11,210 - Sunny - 79 F

livebaseballscorecards.com

AB	37
R	2
H	9
RBI	2
BB	2
SO	6
LOB	17

WP: 0 PA: 39
PB: 0
SB: 0
CS: 1

Batter	1	2	3	4	5	6	7	8	9	AB	R	H	RBI	BB	SO	LOB
2 Ben Revere, L (1, 8) OBP: 0.396, SLG: 0.438	F8	L4			1B		7 G6-3 1B		7 FC5-4 BB 1-2	4	0	2	0	1	0	2
11 Jimmy Rollins, S (1, 6) OBP: 0.268, SLG: 0.333 7 Ronny Cedeno, R (5, 6) OBP: 0.261, SLG: 0.286	HR		G4-3		F7		G6-3 1-2		FC5-4 53 WP 53 S 1-2 2-3	3 2	1 0	1 0	1 0	0 0	0 0	1 3
3 Marlon Byrd, R (1, 9) OBP: 0.362, SLG: 0.442 53 Bobby Abreu, L (6, 9) OBP: 0.422, SLG: 0.400	F9		F7		K		K		G5-3 1-3	3 2	0 0	0 0	0 0	0 0	1 1	1 2
6 Ryan Howard, L (1, 3) OBP: 0.283, SLG: 0.400 15 John Mayberry Jr., R (6, 3) OBP: 0.317, SLG: 0.500	HR		K			K		29 CS BB		3 0	1 0	1 0	1 0	0 1	2 0	0 0
51 Carlos Ruiz, R (1, 2) OBP: 0.359, SLG: 0.486 29 Cameron Rupp, R (7, 2) OBP: 0.375, SLG: 0.478	G4-3			G5-3		16 2B 1B		16 FC3-6 9 BB 1-2 1B		3 1	0 0	1 1	0 0	0 0	0 0	0 0
9 Domonic Brown, L (1, 10) OBP: 0.319, SLG: 0.211		F9		F7		K		16 FC3-6 1-2 BB		3	0	0	0	1	1	1
16 César Hernández, S (1, 4) OBP: 0.281, SLG: 0.276		25 1B 1B		G6-3		1-3 2B		FC3-6 1-2f 2-3		4	0	2	0	0	0	2
25 Cody Asche, L (1, 5) OBP: 0.298, SLG: 0.450		1-2 1B			HR	K		F7		4	1	2	1	0	1	4
19 Tony Gwynn Jr., L (1, 7) OBP: 0.465, SLG: 0.500		F6			K		K		7 FC5-4 2 BB 1B	4	0	1	0	0	2	2
Inning Stats	R: 2 E: 0 K: 0 S: 6 H: 2 LOB: 0 BB: 0 P: 10	R: 0 E: 0 K: 0 S: 5 H: 2 LOB: 2 BB: 0 P: 5	R: 0 E: 0 K: 1 S: 5 H: 0 LOB: 0 BB: 0 P: 5	R: 0 E: 0 K: 0 S: 3 H: 0 LOB: 0 BB: 0 P: 3	R: 1 E: 0 K: 2 S: 11 H: 2 LOB: 1 BB: 0 P: 13	R: 0 E: 0 K: 3 S: 11 H: 2 LOB: 2 BB: 0 P: 11	R: 0 E: 0 K: 2 S: 8 H: 1 LOB: 1 BB: 0 P: 8	R: 0 E: 0 K: 0 S: 3 H: 1 LOB: 2 BB: 2 P: 12	R: 0 E: 0 K: 0 S: 3 H: 1 LOB: 1 BB: 1 P: 9	1B: 7 2B: 1 3B: 0 HR: 3 SF: 0 SAC: 0 DP: 1 HBP: 0							

TOP

Philadelphia Phillies @ Pittsburgh Pirates
McKechnie Field, Bradenton, FL
Sat Mar 22 2014, 1:10 PM - 4:18 PM EDT
Att. 8,566 - Sunny - 78 F

livebaseballscorecards.com

AB	36
R	3
H	11
RBI	3
BB	3
SO	8
LOB	18

PITCHER		IP	WLS	BF	H	R	ER	SO	BB	IBB	HBP	BLK	WP	HR	S	P	ERA	WHIP
38 Stolmy Pimentel, R ERA: 3.86	(1, 1)	5.0		21	6	3	3	3	0	0	0	0	0	3	30	36	5.40	1.200
39 Jason Grilli, R ERA:	(6, 1)	1.0		5	2	0	0	3	0	0	0	0	0	0	11	11	0.00	2.000
44 Tony Watson, L ERA:	(7, 1)	1.0		4	1	0	0	2	0	0	0	0	0	0	8	8	0.00	1.000
48 Jared Hughes, R ERA: 4.5	(8, 1)	1.0	W	5	1	0	0	0	2	0	0	0	0	0	3	12	0.00	3.000
74 Zack Thornton, R ERA: 1.13	(9, 1)	1.0	S	4	1	0	0	0	1	0	0	0	1	0	3	9	0.00	2.000

PITCHER	IP	WLS	BF	H	R	ER	SO	BB	IBB	HBP	BLK	WP	HR	S	P	ERA	WHIP

Batter	1	2	3	4	5	6	7	8	9	AB	R	H	RBI	BB	SO	LOB
25 Chris Dickerson, L (1, 8) OBP: 0.429, SLG: 0.419 22 Mel Rojas Jr., S (9, 8) OBP: 0.400, SLG: 0.667	0-0 55 G5-3 23 1B 1B	0-0 ③ G3-1		0-0 ③ F7		0-3 ② K		0-0 55 1B 55 S 1B 1-3 2-H		5 0	1 0	2 0	1 0	0 0	1 0	6 0
55 Russell Martin, R (1, 2) OBP: 0.406, SLG: 0.786	0-0 ① G5-3 1-2		B B B B 4-0 23 FC4-6 BB		S S S 0-3 ① K	S S S 0-3 ③ K		B X 1-0 23 G3-6-3 1-3 3-H 1B		4	0	1	0	1	2	4
23 Travis Snider, L (1, 9) OBP: 0.351, SLG: 0.500 19 Josh Bell, S (9, 9)	0-0 57 FC3-6 24 1B 2-H 1B		0-0 ① FC4-6 24 CS 1-2f		0-0 1B		S S T 0-2 ① K	0-0 ②③ G3-6-3 1-2f		5 0	0 0	2 0	1 0	0 0	1 0	3 0
24 Pedro Alvarez, L (1, 5) OBP: 0.356, SLG: 0.500	0-0 57 FC3-6 1-2 1B		B S S S 1-3 ②③ K 1-2		0-0 ② F7		S S S 0-3 ② K			4	0	1	0	0	2	2
57 Andrew Lambo, L (1, 3) OBP: 0.174, SLG: 0.095	0-0 ② FC3-6 1-2f 2-3			0-0 ① G3-1	0-0 ③ F7		S S S 0-3 ③ K			4	0	0	0	0	1	3
3 Travis Ishikawa, L (1, 10) OBP: 0.480, SLG: 0.800	0-0 ③ F8			B B B B 4-0 14 BB 70 1B 12 SF8 BB		B B B B 4-0 12 BB 14 1B BB		B X 1-0 HR		2	2	1	1	2	0	2
70 Michael Martinez, S (1, 4) OBP: 0.412, SLG: 0.455 2 Gift Ngoepe, R (7, 4) (9, 6)		0-0 14 CS 1B		0-0 12 SF8 14 BB 1-2 1B		0-0 ① F8		B B B B 4-0 14 1B 25 1B BB		3 0	0 1	2 0	0 0	0 1	0 0	1 0
14 Jaff Decker, L (1, 7) OBP: 0.308, SLG: 0.361		1 SAFE B B B B 4-0 ① 12 G6-3 1-2 BB		B B B B 4-0 1-2 2-3 BB		0-0 12 BB 1-2 1B		0-0 25 1B 55 E 1-2 1B		2	1	2	0	2	0	0
12 Clint Barmes, R (1, 6) OBP: 0.200, SLG: 0.261 28 Adam Frazier, L (9, 4)		0-0 ② G6-3 1-3		0-0 ② SF8 2-3 3-H		B B B B 4-0 1-2 2-3 BB		S S S 0-3 ① K		2 0	0 0	0 0	1 0	1 0	1 0	3 0
Inning Stats	R: 1 E: 0 K: 0 S: 6 H: 3 LOB: 2 BB: 0 P: 6	R: 0 E: 0 K: 0 S: 3 H: 1 LOB: 1 BB: 1 P: 7	R: 0 E: 0 K: 1 S: 4 H: 0 LOB: 0 BB: 1 P: 9	R: 1 E: 0 K: 0 S: 4 H: 1 LOB: 2 BB: 2 P: 12	R: 0 E: 0 K: 1 S: 6 H: 1 LOB: 1 BB: 0 P: 6	R: 0 E: 0 K: 2 S: 8 H: 1 LOB: 3 BB: 2 P: 16	R: 0 E: 0 K: 3 S: 9 H: 0 LOB: 0 BB: 0 P: 9	R: 3 E: 0 K: 1 S: 8 H: 4 LOB: 1 BB: 1 P: 14		1B: 10 2B: 0 3B: 0 HR: 1	SF: 1 SAC: 0 DP: 1 HBP: 0					

PITCHER		IP	WLS	BF	H	R	ER	SO	BB	IBB	HBP	BLK	WP	HR	S	P	ERA	WHIP
34 A.J. Burnett, R ERA: 7.53	(1, 1)	5.1		27	7	2	2	2	6	0	0	0	0	0	25	50	3.38	2.438
63 Jake Diekman, L ERA: 5.87	(6, 1)	0.2	H	2	0	0	0	2	0	0	0	0	0	0	6	6	0.00	0.000
31 Brad Lincoln, R ERA: 5.06	(7, 1)	1.0	L	6	2	3	3	3	1	0	0	0	0	1	11	16	27.00	3.000
50 Shawn Camp, R ERA: 1.23	(8, 1)	1.0		4	2	0	0	1	0	0	0	0	0	0	6	7	0.00	2.000

PITCHER	IP	WLS	BF	H	R	ER	SO	BB	IBB	HBP	BLK	WP	HR	S	P	ERA	WHIP

BOTTOM

Philadelphia Phillies @ Pittsburgh Pirates
McKechnie Field, Bradenton, FL
Sat Mar 22 2014, 1:10 PM - 4:18 PM EDT
Att. 8,566 - Sunny - 78 F

livebaseballscorecards.com

AB	31
R	5
H	11
RBI	4
BB	7
SO	8
LOB	24

WP: 0 PB: 0 SB: 1 CS: 2 PA: 39

Minnesota Twins @ Philadelphia Phillies

Bright House Field, Clearwater, FL

Sun Mar 23 2014, 1:09 PM - 3:52 PM EDT

Att. 9,835 - Cloudy - 80 F

TOP

livebaseballscorecards.com

Batter	1	2	3	4	5	6	7	8	9	AB	R	H	RBI	BB	SO	LOB
2 Brian Dozier, R (1, 4) OBP: 0.319, SLG: 0.477	L6		CS 1-2	43 G4-3 2B		31 F8 1-3 2B		K		3	0	2	0	0	0	0
95 Aderling Mejia, S (6, 4)										1	0	0	0	0	1	0
43 Josmil Pinto, R (1, 2) OBP: 0.348, SLG: 0.333	K2-3			G4-3 2-3		G6-3 3-H		K		3	0	0	1	0	1	2
84 Dan Rohlfing, R (6, 2) OBP: 0.278, SLG: 0.188										1	0	0	0	0	1	0
31 Oswaldo Arcia, L (1, 9) OBP: 0.286, SLG: 0.432	E5 55 2-5			K		F8 2-3		K		3	0	0	0	0	1	2
96 Reynaldo Rodriguez, R (6, 9)										1	0	0	0	0	1	0
55 Chris Colabello, R (1, 3) OBP: 0.467, SLG: 0.500	2-5 2-3	G1-3		G6-3		BB			G5-3	3	0	0	0	1	0	1
27 Chris Parmelee, L (1, 7) OBP: 0.256, SLG: 0.325		F9			2B	K			G6-3	3	0	1	0	0	1	2
12 Chris Herrmann, L (6, 7) OBP: 0.500, SLG: 0.529										1	0	0	0	0	0	0
24 Trevor Plouffe, R (1, 5) OBP: 0.289, SLG: 0.225		P6			F8		F8		1B	2	0	0	0	0	0	1
11 Jason Bartlett, R (6, 5) OBP: 0.162, SLG: 0.088										2	0	1	0	0	0	0
32 Aaron Hicks, S (1, 8) OBP: 0.359, SLG: 0.500			F7		K		G4-3		F7	3	0	0	0	0	1	1
5 Eduardo Escobar, S (7, 8) OBP: 0.297, SLG: 0.500										1	0	0	0	0	0	1
25 Pedro Florimón, S (1, 6) OBP: 0.267, SLG: 0.214			2 CS 1B		K		1B			3	0	2	0	0	1	1
45 Phil Hughes, R (1, 1)			K			2 2B 43 G6-3 1B	L7			1	0	0	0	0	1	1
1 Alex Presley, L (6, PH) OBP: 0.250, SLG: 0.167										1	1	1	0	0	0	0
57 Ryan Pressly, R (6, 1)										0	0	0	0	0	0	0
22 Wilkin Ramirez, R (7, PH) OBP: 0.250, SLG: 0.353										1	0	0	0	0	0	1
54 Matt Guerrier, R (7, 1)										0	0	0	0	0	0	0
21 Samuel Deduno, R (8, 1)										0	0	0	0	0	0	0

	AB	33
	R	1
	H	7
	RBI	1
	BB	1
	SO	9
	LOB	13

Inning Stats	1	2	3	4	5	6	7	8	9
	R: 0 E: 1 K: 1 S: 5	R: 0 E: 0 K: 0 S: 3	R: 0 E: 0 K: 1 S: 7	R: 0 E: 0 K: 1 S: 6	R: 0 E: 0 K: 2 S: 8	R: 1 E: 0 K: 1 S: 7	R: 0 E: 0 K: 0 S: 4	R: 0 E: 0 K: 3 S: 9	R: 0 E: 0 K: 0 S: 4
	H: 0 LOB: 1 BB: 0 P: 6	H: 0 LOB: 0 BB: 0 P: 3	H: 1 LOB: 0 BB: 0 P: 7	H: 1 LOB: 1 BB: 0 P: 6	H: 1 LOB: 1 BB: 0 P: 8	H: 2 LOB: 2 BB: 1 P: 11	H: 1 LOB: 1 BB: 0 P: 4	H: 0 LOB: 0 BB: 0 P: 9	H: 1 LOB: 1 BB: 0 P: 4

| | | | | | | | | | |

Batter	1	2	3	4	5	6	7	8	9	AB	R	H	RBI	BB	SO	LOB
2 Ben Revere, L (1, 8) OBP: 0.386, SLG: 0.423	P5		11 S, 11 1B, 1B	G6-3			F7			4	1	1	0	0	0	0
11 Jimmy Rollins, S (1, 6) OBP: 0.318, SLG: 0.447	BB		26 G3, 6 1B, 1B 1-H		HR		HBP			2	2	2	2	1	0	0
17 Reid Brignac, L (7, PH) OBP: 0.500, SLG: 0.563 (8, 6)							26 G4-6-3			0	0	0	0	0	0	0
26 Chase Utley, L (1, 4) OBP: 0.229, SLG: 0.217	K		G3 2-3		3 G6-4-3, 1B		G4-6-3 1-2f			4	0	1	0	0	1	3
6 Ryan Howard, L (1, 3) OBP: 0.298, SLG: 0.396	F7		9 2B, 51 1B, 1B 3-H		F7			BB	39 SH1-4, 3 1B	3	1	1	1	1	0	2
15 John Mayberry Jr., R (8, PR) (9, 3) OBP: 0.317, SLG: 0.500										0	0	0	0	0	0	0
3 Marlon Byrd, R (1, 9) OBP: 0.373, SLG: 0.447		9 2B, 25 SF9, 1B	F8		G6-4-3 1-2f			39 SH1-4, 1B 1-2		4	1	2	0	0	0	2
9 Domonic Brown, L (1, 7) OBP: 0.333, SLG: 0.286		25 E, 2B 1-3	51 1B, 2B 1-3			G5-3		F7		4	0	2	0	0	0	2
51 Carlos Ruiz, R (1, 2) OBP: 0.357, SLG: 0.474		K				G6-3		SH1-4 1-2, 2-3		3	0	1	1	0	1	2
58 Jonathan Papelbon, R (7, 1)			2-H, 3-H, 1B							0	0	0	0	0	0	0
39 B.J. Rosenberg, R (8, 1)										0	0	0	0	0	0	0
25 Cody Asche, L (1, 5) OBP: 0.286, SLG: 0.439		SF9 2-3, 3-H		G1-3		1B		K		1	0	0	1	0	0	0
16 César Hernández, S (6, 5) OBP: 0.294, SLG: 0.290										2	0	1	0	0	1	2
38 Kyle Kendrick, R (1, 1)		F9		K		K				2	0	0	0	0	1	1
21 Wil Nieves, R (6, PH) (7, 2) OBP: 0.200, SLG: 0.200										1	0	0	0	0	1	1
Inning Stats	R: 0 E: 0 K: 1 S: 5 / H: 0 LOB: 1 BB: 1 P: 9	R: 1 E: 1 K: 1 S: 7 / H: 2 LOB: 1 BB: 0 P: 7	R: 3 E: 0 K: 0 S: 7 / H: 5 LOB: 2 BB: 0 P: 8	R: 0 E: 0 K: 1 S: 5 / H: 0 LOB: 0 BB: 0 P: 5	R: 1 E: 0 K: 0 S: 5 / H: 2 LOB: 0 BB: 0 P: 8	R: 0 E: 0 K: 1 S: 6 / H: 1 LOB: 1 BB: 0 P: 6	R: 0 E: 0 K: 0 S: 2 / H: 0 LOB: 0 BB: 0 P: 3	R: 0 E: 0 K: 1 S: 6 / H: 1 LOB: 2 BB: 1 P: 10		1B: 8 2B: 2 3B: 0 HR: 1	SF: 1 SAC: 1 DP: 2 HBP: 1						

BOTTOM

Minnesota Twins @ Philadelphia Phillies

Bright House Field, Clearwater, FL

Sun Mar 23 2014, 1:09 PM - 3:52 PM EDT

Att. 9,835 - Cloudy - 80 F

livebaseballscorecards.com

AB	30
R	5
H	11
RBI	5
BB	2
SO	5
LOB	15

WP: 0 PB: 0 SB: 1 CS: 0 PA: 35

PITCHER		IP	WLS	BF	H	R	ER	SO	BB	IBB	HBP	BLK	WP	HR	S	P	ERA	WHIP
45 Phil Hughes, R ERA: 3.95	(1, 1)	5.0	L	23	9	5	5	3	1	0	0	0	0	1	29	37	9.00	2.000
57 Ryan Pressly, R ERA: 5.4	(6, 1)	1.0		4	1	0	0	1	0	0	0	0	0	0	6	6	0.00	1.000
54 Matt Guerrier, R ERA: 6.75	(7, 1)	1.0		3	0	0	0	0	0	0	1	0	0	0	2	3	0.00	0.000
21 Samuel Deduno, R ERA: 2.03	(8, 1)	1.0		5	1	0	0	1	1	0	0	0	0	0	6	10	0.00	2.000

PITCHER	IP	WLS	BF	H	R	ER	SO	BB	IBB	HBP	BLK	WP	HR	S	P	ERA	WHIP

Philadelphia Phillies @ Toronto Blue Jays

Florida Auto Exchange Stadium, Dunedin, FL

Mon Mar 24 2014, 1:09 PM - 3:25 PM EDT

Att. 4,658 - Cloudy - 70 F

TOP

livebaseballscorecards.com

Batter	1	2	3	4	5	6	7	8	9	AB	R	H	RBI	BB	SO	LOB
2 Ben Revere, L (1, 8) OBP: 0.383, SLG: 0.418	C C C 0-3 ① K		X 0-0 ① G6-3	X 0-0 1-2 2-H 1B			X 0-0 ① P3			3	0	1	1	0	1	0
Leandro Castro, R (5, 9) OBP: 0.100, SLG: 0.200										1	0	0	0	0	0	0
11 Jimmy Rollins, S (1, 6) OBP: 0.319, SLG: 0.425	X 0-0 ② G4-3		B B B B 4-0 6 S 26 F9 BB	X 0-0 ③ F8			X 0-0 ② P3			2	0	0	0	1	0	2
Ronny Cedeno, R (5, 6) OBP: 0.250, SLG: 0.273										1	0	0	0	0	0	0
26 Chase Utley, L (1, 4) OBP: 0.216, SLG: 0.204	X 0-0 ③ F9		X 0-0 ② F9 1-2		X 0-0 ① F8		X 0-0 16 1B 1B			3	0	0	0	0	0	1
11 Edgar Duran, S (5, 4) OBP: 1.000, SLG: 1.000										1	0	1	0	0	0	0
6 Ryan Howard, L (1, 10) OBP: 0.300, SLG: 0.393		X 0-0 15 BB 9 1B 25 FC3-6 1B	B S S S 1-3 ③ K 2-3		X 0-0 ② G5-3		X 0-0 1-3 1B			3	1	1	0	0	1	1
16 César Hernández, S (7, PH) OBP: 0.314, SLG: 0.313 (7, 10)										1	0	1	0	0	0	0
9 Domonic Brown, L (1, 7) OBP: 0.327, SLG: 0.283	X 0-0 25 FC3-6 15 BB 29 G5-3 1-2 1B		C C C 0-3 ① K	S S S 0-3 ③ K			X 0-0 ③ G3			4	1	1	0	0	2	2
24 Steve Susdorf, L (7, 7)										0	0	0	0	0	0	0
15 John Mayberry Jr., R (1, 3) OBP: 0.356, SLG: 0.512	B B B B 4-0 25 FC3-6 1-2 2-3 BB		X 0-0 29 BB 25 1B 19 SF8 1B	S S S 0-3 ① K		X 0-0 17 G5-3 29 2B 1B				3	2	2	0	1	1	0
25 Cody Asche, L (1, 5) OBP: 0.308, SLG: 0.455	X 0-0 ① FC3-6 29 G5-3 1-2f 2-3 3-H		X 0-0 29 BB 2 1B 1-2 1B	X 0-0 29 FC1-4 1B			B S S S X 1-2 ① G5-3 1-2			3	1	2	1	0	0	2
17 Reid Brignac, L (6, 5) OBP: 0.476, SLG: 0.529										1	0	0	0	0	0	1
29 Cameron Rupp, R (1, 2) OBP: 0.393, SLG: 0.500	X 0-0 ② G5-3 1-2 3-H		B B B B 4-0 2 1B 1-2 2-3 BB	X 0-0 ② FC1-4 1-2f			X 0-0 19 2B 2-H 2B			3	1	1	2	1	0	2
19 Tony Gwynn Jr., L (1, 9) OBP: 0.447, SLG: 0.514 (5, 8)	X 0-0 ③ F8		X 0-0 ② SF8 3-H	X 0-0 ③ F8			X 0-0 2-H 2B			3	0	1	2	0	0	2
Inning Stats	R: 0 H: 0 E: 0 LOB: 0 K: 1 BB: 0 S: 5 P: 5	R: 2 H: 2 E: 0 LOB: 1 K: 0 BB: 1 S: 5 P: 9	R: 0 H: 0 E: 0 LOB: 1 K: 1 BB: 1 S: 5 P: 10	R: 2 H: 3 E: 0 LOB: 2 K: 1 BB: 1 S: 8 P: 12	R: 0 H: 0 E: 0 LOB: 0 K: 1 BB: 0 S: 5 P: 5	R: 0 H: 1 E: 0 LOB: 1 K: 1 BB: 0 S: 6 P: 6	R: 0 H: 2 E: 0 LOB: 2 K: 0 BB: 0 S: 5 P: 5	R: 2 H: 3 E: 0 LOB: 1 K: 0 BB: 0 S: 6 P: 7		1B: 9 SF: 1 2B: 2 SAC: 0 3B: 0 DP: 0 HR: 0 HBP: 0						

	AB	32
	R	6
	H	11
	RBI	6
	BB	3
	SO	5
	LOB	13

WP: 0 PA: 36
PB: 0
SB: 1
CS: 0

PITCHER		IP	WLS	BF	H	R	ER	SO	BB	IBB	HBP	BLK	WP	HR	S	P	ERA	WHIP
23 Brandon Morrow, R ERA: 9.0	(1, 1)	5.0	L	23	5	4	4	4	3	0	0	0	0	0	28	41	7.20	1.600
33 Jeremy Jeffress, R ERA: 2.53	(6, 1)	1.0		4	1	0	0	1	0	0	0	0	0	0	6	6	0.00	1.000
44 Casey Janssen, R ERA:	(7, 1)	1.0		5	2	0	0	0	0	0	0	0	0	0	5	5	0.00	2.000
21 Sergio Santos, R ERA: 4.5	(8, 1)	0.0		1	1	1	1	0	0	0	0	0	0	0	1	1	∞	∞
69 Tony Davis, L ERA: 13.5	(8, 1)	0.1		3	2	1	1	0	0	0	0	0	0	0	5	6	27.00	6.000

PITCHER	IP	WLS	BF	H	R	ER	SO	BB	IBB	HBP	BLK	WP	HR	S	P	ERA	WHIP

Batter	1	2	3	4	5	6	7	8	9	AB	R	H	RBI	BB	SO	LOB
9 Matt Tuiasosopo, R (1, 7) OBP: 0.214, SLG: 0.162	C C C 0-3 ① K			X 0-0 13 BB 1B		C S S 0-3 ② K				3	0	1	0	0	2	0
13 Brett Lawrie, R (1, 5) OBP: 0.377, SLG: 0.438	X 0-0 ② F8			B B B B 4-0 26 FC4-6 1-2 BB		X 0-0 28 2B 1B				2	0	1	0	1	0	0
66 Munenori Kawasaki, L (6, PR) (7, 5) (8, 4) OBP: 0.300, SLG: 0.222										0	1	0	0	0	0	0
28 Colby Rasmus, L (1, 10) OBP: 0.275, SLG: 0.359	S S S 0-3 ③ K			S S S 0-3 ① K		X 0-0 1-H 2B				3	0	1	1	0	2	2
19 José Bautista, R (1, 8) OBP: 0.439, SLG: 0.745		X 0-0 ① F7		X 0-0 ② F7		X 0-0 ③ G6-3				2	0	0	0	0	0	2
1 Jonathan Diaz, R (5, 8) OBP: 0.318, SLG: 0.118										1	0	0	0	0	0	2
26 Adam Lind, L (1, 3) OBP: 0.408, SLG: 0.587		X 0-0 ② G1-3		X 0-0 ③ FC4-6 1-2f			X 0-0 22 1B 72 2B 1B			2	0	0	0	0	0	2
Gabe Jacobo, R (7, 3) OBP: 1.000, SLG: 1.000										1	1	1	0	0	0	0
30 Dioner Navarro, S (1, 2) OBP: 0.289, SLG: 0.302		X 0-0 ③ F7			X 0-0 ① G4-3		X 0-0 72 2B 1-2 1B			2	0	0	0	0	0	0
22 Josh Thole, L (6, 2) OBP: 0.261, SLG: 0.304										1	1	1	0	0	0	0
68 Brad Glenn, R (1, 9) OBP: 0.286, SLG: 0.538			S S S 0-3 ① K		S S S 0-3 ② K		X 0-0 ① 1-H 2-H 2B			2	0	0	0	0	2	0
72 Brett Carroll, R (6, 9) OBP: 1.000, SLG: 2.000										1	0	1	2	0	0	0
3 Maicer Izturis, S (1, 6) (6, 4) OBP: 0.281, SLG: 0.258			X 0-0 ② G3		X 0-0 ③ F7		X 0-0 ② F8			2	0	0	0	0	0	0
Andy Burns, R (7, PH) (8, 5) OBP: 0.571, SLG: 0.500										1	0	0	0	0	0	0
17 Ryan Goins, L (1, 4) (6, 6) OBP: 0.228, SLG: 0.208			X 0-0 ③ G6-3			X 0-0 ① F9	X 0-0 ③ G1-3			2	0	0	0	0	0	0
72 Kevin Nolan, R (7, PH) (8, 6)										1	0	0	0	0	0	0
Inning Stats	R: 0 E: 0 K: 2 S: 7 H: 0 LOB: 0 BB: 0 P: 7	R: 0 E: 0 K: 0 S: 3 H: 0 LOB: 0 BB: 0 P: 3	R: 0 E: 0 K: 1 S: 5 H: 0 LOB: 0 BB: 0 P: 5	R: 0 E: 0 K: 1 S: 6 H: 1 LOB: 2 BB: 1 P: 10	R: 0 E: 0 K: 1 S: 5 H: 0 LOB: 0 BB: 0 P: 5	R: 1 E: 0 K: 1 S: 7 H: 2 LOB: 2 BB: 0 P: 7	R: 2 E: 0 K: 0 S: 5 H: 3 LOB: 0 BB: 0 P: 5			1B: 4 2B: 2 3B: 0 HR: 0		SF: 0 SAC: 0 DP: 0 HBP: 0			WP: 0 PB: 0 SB: 0 CS: 0	PA: 27	

BOTTOM

Philadelphia Phillies @ Toronto Blue Jays

Florida Auto Exchange Stadium, Dunedin, FL

Mon Mar 24 2014, 1:09 PM - 3:25 PM EDT

Att. 4,658 - Cloudy - 70 F

livebaseballscorecards.com

AB	26
R	3
H	6
RBI	3
BB	1
SO	6
LOB	8

PITCHER		IP	WLS	BF	H	R	ER	SO	BB	IBB	HBP	BLK	WP	HR	S	P	ERA	WHIP
78 David Buchanan, R ERA: 2.25	(1, 1)	2.0	W	6	0	0	0	2	0	0	0	0	0	0	10	10	0.00	0.000
77 Mario Hollands, L ERA: 1.64	(3, 1)	1.1	H	6	1	0	0	2	1	0	0	0	0	0	9	13	0.00	1.500
48 Phillippe Aumont, R ERA: 3.0	(4, 1)	1.2	H	5	0	0	0	1	0	0	0	0	0	0	7	7	0.00	0.000
33 Greg Smith, L ERA: 16.2	(6, 1)	1.2		9	5	3	3	1	0	0	0	0	0	0	11	11	16.20	3.000
54 Héctor Neris, R ERA:	(7, 1)	0.1	S	1	0	0	0	0	0	0	0	0	0	0	1	1	0.00	0.000

PITCHER	IP	WLS	BF	H	R	ER	SO	BB	IBB	HBP	BLK	WP	HR	S	P	ERA	WHIP

Philadelphia Phillies @ New York Yankees

George M. Steinbrenner Field, Tampa, FL

Tue Mar 25 2014, 7:07 PM - 10:19 PM EDT

Att. 10,894 - Partly Cloudy - 65 F

livebaseballscorecards.com

Batter	1	2	3	4	5	6	7	8	9	AB	R	H	RBI	BB	SO	LOB
2 Ben Revere, L (1, 8) OBP: 0.391, SLG: 0.414 Clete Thomas, L (8, PH) OBP: 0.263, SLG: 0.222 (8, 9)	BBBB 4-0 26 F8 26 S BB	X 0-0 ③ G4-3			CCC 0-3 ① K	X 0-0 26 G5-3 11 G3 1B	X 0-0 ③ G6-3			3 1	0 0	1 0	0 0	1 0	1 0	1 3
11 Jimmy Rollins, S (1, 6) OBP: 0.294, SLG: 0.386 17 Reid Brignac, L (7, 6) OBP: 0.455, SLG: 0.500	X 0-0 ① F8		X 0-0 ① G5-3		X 0-0 ② F9		X 0-0 ① G3 1-2		SST 0-2 ① K	4 1	0 0	0 0	0 0	0 0	0 1	2 0
26 Chase Utley, L (1, 4) OBP: 0.200, SLG: 0.189 11 Edgar Duran, S (7, 4) OBP: 1.000, SLG: 1.000	BX 1-0 ② F8 1-3		X 0-0 ② F8		X 0-0 ③ F8		X 0-0 ② G5-3 2-3		X 0-0 15 1B 19 SF7 1B	4 1	0 1	0 1	0 0	0 0	0 0	2 0
6 Ryan Howard, L (1, 3) OBP: 0.313, SLG: 0.441 15 John Mayberry Jr., R (7, 3) OBP: 0.370, SLG: 0.524	BBBB 4-0 BB	BBBCX 3-1 HR				X 0-0 ① G5-3 SSS	0-3 ③ K		X 0-0 1-3 1B	3 1	1 0	1 1	1 0	1 0	1 0	1 0
3 Marlon Byrd, R (1, 9) OBP: 0.389, SLG: 0.540 19 Tony Gwynn Jr., L (8, PH) OBP: 0.429, SLG: 0.500 (8, 8)	CCC 0-3 ③ K	SSX 0-2 HR				X 0-0 9 1B 2B		X 0-0 ① G3-1	X 0-0 ② SF7 3-H	3 1	2 0	2 0	1 1	0 0	1 0	2 0
9 Domonic Brown, L (1, 7) OBP: 0.322, SLG: 0.280 Leandro Castro, R (8, 7) OBP: 0.091, SLG: 0.182	X 0-0 E5 51 E 51 E5	X 0-0 ③ G6-3				X 0-0 2-H 51 S 51 1B 1B		X 0-0 ② F9	SSS 0-3 ③ K	4 1	1 0	1 0	1 0	0 0	0 1	0 1
51 Carlos Ruiz, R (1, 2) OBP: 0.378, SLG: 0.475 21 Wil Nieves, R (7, 2) OBP: 0.190, SLG: 0.190	X 0-0 ① E5 1-H 53 1B			BBB 4-0 53 G4-3 BB		BX 1-0 53 G3 1-H 1B		X 0-0 E5 25 BB 53 BB		2 1	1 0	1 0	1 0	1 0	0 0	1 0
53 Bobby Abreu, L (1, 10) OBP: 0.429, SLG: 0.395	X 0-0 2-H 1B			X 0-0 ① ② G4-3 1-2f		X 0-0 ② G3 1-2		BBBB 4-0 25 BB 1-2 BB		3	0	1	1	1	0	2
25 Cody Asche, L (1, 5) OBP: 0.304, SLG: 0.426	X 0-0 ② F8			X 0-0 ③ G3		X 0-0 ③ G4-3		BBBB 4-0 1-2 2-3 BB		3	0	0	0	1	0	2

TOP	
AB	36
R	6
H	9
RBI	6
BB	5
SO	5
LOB	17

Inning Stats																		
	R: 0 E: 0 K: 1 S: 5	H: 0 LOB: 2 BB: 2 P: 14	R: 1 E: 2 K: 0 S: 5	H: 1 LOB: 1 BB: 0 P: 5	R: 2 E: 0 K: 0 S: 8	H: 2 LOB: 0 BB: 0 P: 11	R: 0 E: 0 K: 0 S: 2	H: 0 LOB: 0 BB: 1 P: 6	R: 0 E: 0 K: 1 S: 5	H: 0 LOB: 0 BB: 0 P: 5	R: 2 E: 0 K: 0 S: 6	H: 3 LOB: 1 BB: 0 P: 7	R: 0 E: 0 K: 1 S: 6	H: 1 LOB: 1 BB: 0 P: 6	R: 0 E: 1 K: 0 S: 4	H: 0 LOB: 3 BB: 2 P: 12	R: 1 E: 0 K: 2 S: 9	H: 2 LOB: 1 BB: 0 P: 9	1B: 6 2B: 1 3B: 0 HR: 2	SF: 1 SAC: 0 DP: 1 HBP: 0	WP: 0 PB: 0 SB: 2 CS: 0	PA: 42

PITCHER		IP	WLS	BF	H	R	ER	SO	BB	IBB	HBP	BLK	WP	HR	S	P	ERA	WHIP
43 Adam Warren, R ERA: 1.86	(1, 1)	1.0		5	0	0	0	1	2	0	0	0	0	0	5	14	0.00	2.000
41 David Phelps, R ERA: 2.61	(2, 1)	1.0	L	5	1	1	0	0	0	0	0	0	0	0	5	5	0.00	1.000
57 Vidal Nuño, L ERA: 3.86	(3, 1)	1.0		5	2	2	2	0	0	0	0	0	0	2	8	11	18.00	2.000
30 David Robertson, R ERA:	(4, 1)	1.0		3	0	0	0	0	1	0	0	0	0	0	2	6	0.00	1.000
48 Matt Thornton, L ERA: 6.75	(5, 1)	1.0		3	0	0	0	1	0	0	0	0	0	0	5	5	0.00	0.000

PITCHER		IP	WLS	BF	H	R	ER	SO	BB	IBB	HBP	BLK	WP	HR	S	P	ERA	WHIP
90 Shane Greene, R ERA: 4.7	(6, 1)	1.0		6	3	2	2	0	0	0	0	0	0	0	6	7	18.00	3.000
27 Shawn Kelley, R ERA: 1.35	(7, 1)	1.0		4	1	0	0	1	0	0	0	0	0	0	6	6	0.00	1.000
55 David Herndon, R ERA: 3.0	(8, 1)	1.0		6	0	0	0	0	2	0	0	0	0	0	4	12	0.00	2.000
40 Matt Daley, R ERA: 1.08	(9, 1)	1.0		5	2	1	1	2	0	0	0	0	0	0	9	9	9.00	2.000

BOTTOM

Philadelphia Phillies @ New York Yankees

George M. Steinbrenner Field, Tampa, FL

Tue Mar 25 2014, 7:07 PM - 10:19 PM EDT

Att. 10,894 - Partly Cloudy - 65 F

livebaseballscorecards.com

Batter	1	2	3	4	5	6	7	8	9	AB	R	H	RBI	BB	SO	LOB
11 Brett Gardner, L (1, 7) OBP: 0.392, SLG: 0.378 89 Yangervis Solarte, S (7, 7) OBP: 0.512, SLG: 0.611	0-0 36 FC6-4 1B		0-0 2 FC5-4 1B		0-0 2 1B		BBBB 4-0 45 1B BB	B X 1-0 ③ P5 1-2		3 1	0 0	3 0	0 0	0 1	0 0	0 1
2 Derek Jeter, R (1, 6) OBP: 0.180, SLG: 0.149 45 Dean Anna, L (7, 6) OBP: 0.390, SLG: 0.286	0-0 ① F9		0-0 ① FC5-4 36 1B 1-2f		0-0 1-2 1B		0-0 1-2 1B			3 1	0 0	1 1	0 0	0 0	0 0	2 0
36 Carlos Beltrán, S (1, 10) OBP: 0.283, SLG: 0.444 98 Zelous Wheeler, R (7, PH) OBP: 0.421, SLG: 0.545 (8, 10)	0-0 ② FC6-4 1-2f		0-0 1-2 1B		0-0 ② P2		SSS 0-3 ③ K			3 1	0 0	1 0	0 0	0 0	0 1	3 2
25 Mark Teixeira, S (1, 3) OBP: 0.289, SLG: 0.133 70 Russ Canzler, R (9, 3) OBP: 0.190, SLG: 0.150	0-0 ③ L4		SSS 0-3 ② K		CCC 0-3 ③ K			CCC 0-3 ① K		4 0	0 0	0 0	0 0	0 0	3 0	5 0
34 Brian McCann, L (1, 2) OBP: 0.295, SLG: 0.375 Austin Romine, R (8, 2) OBP: 0.258, SLG: 0.179		0-0 ① F9	CCC 0-3 ③ K			0-0 ① F8		0-0 ② G6-3		3 1	0 0	0 0	0 0	0 0	1 0	2 0
12 Alfonso Soriano, R (1, 9) OBP: 0.263, SLG: 0.324 65 Zoilo Almonte, S (7, 9) OBP: 0.444, SLG: 0.606		0-0 ② G6-3		0-0 ① P3		SSS 0-3 ② K		0-0 ③ P4		3 1	0 0	0 0	0 0	0 0	1 0	0 0
33 Kelly Johnson, L (1, 5) OBP: 0.375, SLG: 0.400 24 Scott Sizemore, R (7, 5) OBP: 0.400, SLG: 0.353		0-0 14 1B 1B		0-0 ② G3		0-0 ③ F9			0-0 89 DI 1B	3 1	0 0	1 1	0 0	0 0	0 0	0 0
14 Brian Roberts, S (1, 4) OBP: 0.333, SLG: 0.297 26 Eduardo Núñez, R (8, 4) OBP: 0.250, SLG: 0.372		0-0 1-2 1B		0-0 ③ G6-3			SSS 0-3 ① K		SST 0-2 ① K	3 1	0 0	1 0	0 0	0 0	1 1	0 1
31 Ichiro Suzuki, L (1, 8) OBP: 0.261, SLG: 0.256 95 Adonis García, R (8, 8) OBP: 0.419, SLG: 0.467		0-0 ③ G4-3			0-0 ① F7		0-0 ② G4-3		0-0 ② P3	3 1	0 0	0 0	0 0	0 0	0 0	2 1
Inning Stats	R: 0 E: 0 K: 0 S: 4 H: 1 LOB: 1 BB: 0 P: 4	R: 0 E: 0 K: 0 S: 5 H: 2 LOB: 2 BB: 0 P: 5	R: 0 E: 0 K: 2 S: 9 H: 2 LOB: 2 BB: 0 P: 9	R: 0 E: 0 K: 0 S: 3 H: 0 LOB: 0 BB: 0 P: 3	R: 0 E: 0 K: 1 S: 7 H: 2 LOB: 2 BB: 0 P: 7	R: 0 E: 0 K: 1 S: 5 H: 0 LOB: 0 BB: 0 P: 5	R: 0 E: 0 K: 2 S: 8 H: 1 LOB: 2 BB: 1 P: 12	R: 0 E: 0 K: 1 S: 5 H: 0 LOB: 0 BB: 0 P: 5	R: 0 E: 0 K: 1 S: 6 H: 1 LOB: 1 BB: 0 P: 7	1B: 9 2B: 0 3B: 0 HR: 0	SF: 0 SAC: 0 DP: 0 HBP: 0					

	AB	36
	R	0
	H	9
	RBI	0
	BB	1
	SO	8
	LOB	19

WP: 0 PB: 0 SB: 0 CS: 0 PA: 37

PITCHER	IP	WLS	BF	H	R	ER	SO	BB	IBB	HBP	BLK	WP	HR	S	P	ERA	WHIP
60 Jeff Manship, R (1, 1) ERA: 1.8	4.0	W	17	5	0	0	2	0	0	0	0	0	0	21	21	0.00	1.250
37 Mike Adams, R (5, 1) ERA:	1.0	H	5	2	0	0	1	0	0	0	0	0	0	7	7	0.00	2.000
30 Justin De Fratus, R (6, 1) ERA: 1.5	1.0		3	0	0	0	1	0	0	0	0	0	0	5	5	0.00	0.000
31 Brad Lincoln, R (7, 1) ERA: 4.63	1.0		5	1	0	0	2	1	0	0	0	0	0	8	12	0.00	2.000
50 Shawn Camp, R (8, 1) ERA: 1.08	1.0		3	0	0	0	1	0	0	0	0	0	0	5	5	0.00	0.000

PITCHER	IP	WLS	BF	H	R	ER	SO	BB	IBB	HBP	BLK	WP	HR	S	P	ERA	WHIP
52 Barry Enright, R (9, 1) ERA:	1.0		4	1	0	0	1	0	0	0	0	0	0	6	7	0.00	1.000

Batter	1	2	3	4	5	6	7	8	9	AB	R	H	RBI	BB	SO	LOB
20 Rajai Davis, R (1, 7) OBP: 0.425, SLG: 0.444 Ezequiel Carrera, L (6, 8) OBP: 0.250, SLG: 0.342	C C C 0-3 ① K		X 0-0 ② 3 G6-4-3 1B		X 0-0 ② F9		X 0-0 ③ F7			3 0 1 0 0 1 1 1 0 0 0 0 0 2						
3 Ian Kinsler, R (1, 4) OBP: 0.371, SLG: 0.556 14 Jared Reaves, R (8, PH) OBP: 1.000, SLG: 2.000 (8, 4)	X 0-0 24 G6-3 3B		X 0-0 ① ② G6-4-3 1-2f		X 0-0 ③ F9			X 0-0 44 1B 28 F7-2 2B		3 1 1 0 0 0 2 1 0 1 0 0 0 0						
24 Miguel Cabrera, R (1, 3) OBP: 0.450, SLG: 0.583 44 Lance Durham, L (8, PH) OBP: 1.000, SLG: 1.000 (8, 3)	X 0-0 ② G6-3 3-H		S S S 0-3 ③ K			S S S 0-3 ① K		X 0-0 2-3 1B		3 0 0 1 0 2 0 1 0 1 0 0 0 0						
41 Victor Martinez, S (1, 10) OBP: 0.323, SLG: 0.333 28 Alex Gonzalez, R (8, PH) OBP: 0.471, SLG: 0.645 (8, 10)	X 0-0 1B			S S S 0-3 ① K		X 0-0 ② G1-3		X 0-0 ① ② F7-2 3-H		3 0 1 0 0 1 0 1 0 0 0 0 0 2						
48 Torii Hunter, R (1, 9) OBP: 0.423, SLG: 0.457 Ben Verlander, R (8, PH) (8, 9)	S S S 0-3 ③ K			X 0-0 13 CS 2B		X 0-0 13 CS 1B		X 0-0 ③ F9		3 0 2 0 0 1 1 1 0 0 0 0 0 1						
13 Alex Avila, L (1, 2) OBP: 0.407, SLG: 0.370 71 James McCann, R (8, 2) OBP: 0.111, SLG: 0.111		X 0-0 72 E 1B		2 SAFE B B B B 4-0 ② 2-3 BB		S 0-1 ③ CS 1-2	S S S 0-3 ① K		C C C 0-3 ① K	2 0 1 0 1 1 0 1 0 0 0 0 1 0						
9 Nick Castellanos, R (1, 5) OBP: 0.383, SLG: 0.632 30 Marcus Lemon, L (8, 5) OBP: 0.333, SLG: 0.333	S S S 0-3 ① K			S S S 0-3 ③ K			X 0-0 E5 72 1B		C C C 0-3 ② K	3 0 0 0 0 2 2 1 0 0 0 0 1 0						
72 Tyler Collins, L (1, 8) OBP: 0.309, SLG: 0.560 (6, 7)	X 0-0 FC3 17 G4-6-3 1-2		C C C 0-3 ① K			X 0-0 1-2 1B		X 0-0 ③ L4		4 0 1 0 0 1 1						
17 Andrew Romine, S (1, 6) OBP: 0.293, SLG: 0.378	X 0-0 ② ③ G4-6-3 1-2f		X 0-0 1B		X 0-0 ② F4					3 0 1 0 0 0 4						
Inning Stats	R: 1 E: 0 K: 2 S: 9 H: 2 LOB: 1 BB: 0 P: 9	R: 0 E: 1 K: 1 S: 6 H: 1 LOB: 1 BB: 0 P: 6	R: 0 E: 0 K: 1 S: 5 H: 1 LOB: 0 BB: 0 P: 5	R: 0 E: 0 K: 2 S: 7 H: 1 LOB: 1 BB: 1 P: 11	R: 0 E: 0 K: 1 S: 6 H: 1 LOB: 1 BB: 0 P: 6	R: 0 E: 0 K: 1 S: 6 H: 1 LOB: 0 BB: 0 P: 6	R: 0 E: 1 K: 1 S: 7 H: 1 LOB: 2 BB: 0 P: 7	R: 0 E: 0 K: 0 S: 4 H: 2 LOB: 1 BB: 0 P: 4	R: 0 E: 0 K: 2 S: 7 H: 0 LOB: 0 BB: 0 P: 7	1B: 7 2B: 3 3B: 1 HR: 0 SF: 0 SAC: 0 DP: 3 HBP: 0						

TOP

Detroit Tigers @ Philadelphia Phillies

Bright House Field, Clearwater, FL

Wed Mar 26 2014, 1:08 PM - 3:47 PM EDT

Att. 9,209 - Sunny - 56 F

livebaseballscorecards.com

AB	34
R	1
H	10
RBI	1
BB	1
SO	11
LOB	16

PITCHER		IP	WLS	BF	H	R	ER	SO	BB	IBB	HBP	BLK	WP	HR	S	P	ERA	WHIP
33 Cliff Lee, L ERA: 2.55	(1, 1)	5.0	L	20	6	1	1	7	1	0	0	0	0	0	33	37	1.80	1.400
48 Phillippe Aumont, R ERA: 2.77	(6, 1)	1.0		3	1	0	0	1	0	0	0	0	0	0	6	6	0.00	1.000
59 Antonio Bastardo, L ERA: 1.86	(7, 1)	1.0		5	1	0	0	1	0	0	0	0	0	0	7	7	0.00	1.000
39 B.J. Rosenberg, R ERA: 3.65	(8, 1)	1.0		4	2	0	0	0	0	0	0	0	0	0	4	4	0.00	2.000
63 Jake Diekman, L ERA: 5.19	(9, 1)	1.0		3	0	0	0	2	0	0	0	0	0	0	7	7	0.00	0.000

PITCHER	IP	WLS	BF	H	R	ER	SO	BB	IBB	HBP	BLK	WP	HR	S	P	ERA	WHIP

BOTTOM

Detroit Tigers @ Philadelphia Phillies

Bright House Field, Clearwater, FL

Wed Mar 26 2014, 1:08 PM - 3:47 PM EDT

Att. 9,209 - Sunny - 56 F

livebaseballscorecards.com

Batter	1	2	3	4	5	6	7	8	9	AB	R	H	RBI	BB	SO	LOB
2 Ben Revere, L (1, 8) OBP: 0.373, SLG: 0.393 Clete Thomas, L (7, 7) OBP: 0.250, SLG: 0.211	G4-3		F7			G4-3		G4-3		3 1	0 0	0 0	0 0	0 0	0 0	0 1
11 Jimmy Rollins, S (1, 6) OBP: 0.283, SLG: 0.370 17 Reid Brignac, L (6, 6) OBP: 0.500, SLG: 0.500	F7			G3-1			11 SH1-3 BB		15 G1-3 11 G4-3 BB	2 0	0 0	0 0	0 0	0 2	0 0	0 0
26 Chase Utley, L (1, 4) OBP: 0.211, SLG: 0.200 11 Edgar Duran, S (6, 4) OBP: 0.667, SLG: 0.667	1B			G4-3			SH1-3 1-2		G4-3 1-2	2 1	0 0	1 0	0 0	0 0	0 0	0 1
6 Ryan Howard, L (1, 3) OBP: 0.313, SLG: 0.426 15 John Mayberry Jr., R (7, PR) OBP: 0.362, SLG: 0.512 (8, 3)	K			K			BB		G1-3 2-3	2 1	0 0	0 0	0 0	1 0	2 0	1 1
3 Marlon Byrd, R (1, 10) OBP: 0.368, SLG: 0.509 24 Steve Susdorf, L (9, PH)		K			K		K		F7	3 1	0 0	0 0	0 0	0 0	3 0	2 1
9 Domonic Brown, L (1, 7) OBP: 0.317, SLG: 0.275 19 Tony Gwynn Jr., L (4, 7) OBP: 0.412, SLG: 0.475 (7, 8)		G5-3			G4-3		F8			1 2	0 0	0 0	0 0	0 0	0 0	0 2
16 César Hernández, S (1, 5) OBP: 0.289, SLG: 0.286		K			K2-3			K		3	0	0	0	0	3	0
53 Bobby Abreu, L (1, 9) OBP: 0.404, SLG: 0.366			L5				K	K		3	0	0	0	0	2	0
21 Wil Nieves, R (1, 2) OBP: 0.208, SLG: 0.208			G5-3				F7	1B		3	0	1	0	0	0	0
Inning Stats	R: 0 E: 0 K: 1 S: 6 H: 1 LOB: 1 BB: 0 P: 6	R: 0 E: 0 K: 2 S: 7 H: 0 LOB: 0 BB: 0 P: 7	R: 0 E: 0 K: 0 S: 3 H: 0 LOB: 0 BB: 0 P: 3	R: 0 E: 0 K: 1 S: 5 H: 0 LOB: 0 BB: 0 P: 5	R: 0 E: 0 K: 2 S: 7 H: 0 LOB: 0 BB: 0 P: 7	R: 0 E: 0 K: 1 S: 5 H: 0 LOB: 0 BB: 0 P: 5	R: 0 E: 0 K: 1 S: 5 H: 0 LOB: 2 BB: 2 P: 13	R: 0 E: 0 K: 2 S: 8 H: 1 LOB: 1 BB: 0 P: 8	R: 0 E: 0 K: 0 S: 3 H: 0 LOB: 1 BB: 1 P: 7	1B: 2 2B: 0 3B: 0 HR: 0 SF: 0 SAC: 1 DP: 0 HBP: 0	WP: 0 PB: 0 SB: 0 CS: 0 PA: 32					

	AB	28
	R	0
	H	2
	RBI	0
	BB	3
	SO	10
	LOB	9

PITCHER		IP	WLS	BF	H	R	ER	SO	BB	IBB	HBP	BLK	WP	HR	S	P	ERA	WHIP
35 Justin Verlander, R ERA:	(1, 1)	6.1	W	21	1	0	0	7	1	0	0	0	0	0	34	38	0.00	0.316
40 Phil Coke, L ERA: 3.72	(7, 1)	0.2	H	3	0	0	0	1	1	0	0	0	0	0	4	8	0.00	1.500
62 Al Alburquerque, R ERA: 1.13	(8, 1)	1.0	H	4	1	0	0	2	0	0	0	0	0	0	8	8	0.00	1.000
65 Blaine Hardy, L ERA: 2.19	(9, 1)	1.0	S	4	0	0	0	0	1	0	0	0	0	0	3	7	0.00	1.000

PITCHER	IP	WLS	BF	H	R	ER	SO	BB	IBB	HBP	BLK	WP	HR	S	P	ERA	WHIP

Batter	1	2	3	4	5	6	7	8	9	AB	R	H	RBI	BB	SO	LOB
28 Colby Rasmus, L (1, 8) OBP: 0.265, SLG: 0.319	F8		K		G3-1		1-3 1B		59 S 1B	4	0	1	0	0	1	2
77 Michael Crouse, R (7, PR) OBP: 1.000, SLG: 1.000										1	0	1	0	0	0	0
(7, 7)																
(7, 9)																
14 Moisés Sierra, R (1, 9) OBP: 0.300, SLG: 0.444	G5-3		1-2 2-3 BB		K		K		L8 1-2	3	0	0	0	1	2	2
59 Brian Van Kirk, R (7, 8)										1	0	0	0	0	0	1
53 Melky Cabrera, S (1, 7) OBP: 0.449, SLG: 0.585	K		K			K		1 SH1-4 86 1B E BB	F8	3	0	0	0	0	3	3
22 Josh Thole, L (6, 2) OBP: 0.286, SLG: 0.296										1	1	0	0	1	0	1
19 José Bautista, R (1, 10) OBP: 0.444, SLG: 0.736		F8		26 E 30 SF8 1B		F9		1 SH1-4 1-2 E 1B	K	2	0	1	0	0	0	0
86 Emilio Guerrero, R (4, PR) OBP: 0.500, SLG: 0.500										2	2	1	0	0	0	0
(4, 10)																
70 Sean Ochinko, R (9, PH) OBP: 0.333, SLG: 0.333										1	0	0	0	0	1	1
(9, 10)																
26 Adam Lind, L (1, 3) OBP: 0.404, SLG: 0.574		G4-3		K 1-3		1B		SH1-4 1-2 2-3		3	0	1	0	0	1	1
1 Jonathan Diaz, R (6, PR) OBP: 0.259, SLG: 0.091										0	0	0	0	0	0	0
(6, 7)																
44 Casey Janssen, R (7, 1)										0	0	0	0	0	0	0
Marcus Walden, R (8, 1)										0	0	0	0	0	0	0
71 Wil Browning, R (9, 1)										0	0	0	0	0	0	0
30 Dioner Navarro, S (1, 2) OBP: 0.275, SLG: 0.298		G3		SF8 3-H		F7		E7 1B 2-H 3-H 1B		2	0	0	1	0	0	1
Gabe Jacobo, R (6, 3) OBP: 1.000, SLG: 1.000										1	0	1	2	0	0	0
13 Brett Lawrie, R (1, 5) OBP: 0.400, SLG: 0.527			14 BB 3 HBP 1B	1B			L6	67 S 2-3 1B		3	0	2	0	0	0	0
Andy Burns, R (7, 5) OBP: 0.625, SLG: 0.571										1	0	1	0	0	0	0
3 Maicer Izturis, S (1, 6) OBP: 0.317, SLG: 0.263			1-2 14 BB HBP	F8			G6-3	K		2	0	0	0	0	0	1
66 Munenori Kawasaki, L (7, 4) OBP: 0.348, SLG: 0.250										1	0	0	0	0	1	2
17 Ryan Goins, L (1, 4) OBP: 0.254, SLG: 0.217			K		F8		28 1B BB	K 1-2		2	0	0	0	1	1	2
67 Jonathan Jones, R (7, PR)										1	0	0	0	0	1	2
(7, 6)																
Inning Stats	R: 0 E: 0 K: 1 S: 5 H: 0 LOB: 0 BB: 0 P: 5	R: 0 E: 0 K: 0 S: 3 H: 0 LOB: 0 BB: 0 P: 3	R: 0 E: 0 K: 3 S: 10 H: 1 LOB: 3 BB: 1 P: 15	R: 1 E: 1 K: 1 S: 7 H: 2 LOB: 1 BB: 0 P: 7	R: 0 E: 0 K: 1 S: 5 H: 0 LOB: 0 BB: 0 P: 5	R: 0 E: 0 K: 1 S: 6 H: 1 LOB: 1 BB: 0 P: 6	R: 0 E: 0 K: 1 S: 6 H: 1 LOB: 2 BB: 1 P: 10	R: 2 E: 1 K: 2 S: 10 H: 3 LOB: 2 BB: 1 P: 15	R: 0 E: 0 K: 1 S: 6 H: 1 LOB: 1 BB: 0 P: 7	1B: 9 2B: 0 3B: 0 HR: 0	SF: 1 SAC: 1 DP: 0 HBP: 1						

PITCHER		IP	WLS	BF	H	R	ER	SO	BB	IBB	HBP	BLK	WP	HR	S	P	ERA	WHIP
34 A.J. Burnett, R ERA: 6.05	(1, 1)	5.0	L	20	3	1	1	6	1	0	1	0	0	0	30	35	1.80	0.800
Jonathan Pettibone, R ERA:	(6, 1)	2.0		9	2	0	0	2	1	0	0	0	0	0	12	16	0.00	1.500
77 Mario Hollands, L ERA: 3.18	(8, 1)	0.1		3	1	2	2	0	1	0	0	0	0	0	2	6	54.00	6.000
30 Justin De Fratus, R ERA: 1.35	(8, 1)	0.2		4	2	0	0	2	0	0	0	0	0	0	8	9	0.00	3.000
58 Jonathan Papelbon, R ERA: 2.25	(9, 1)	1.0		4	1	0	0	1	0	0	0	0	0	0	6	7	0.00	1.000

PITCHER	IP	WLS	BF	H	R	ER	SO	BB	IBB	HBP	BLK	WP	HR	S	P	ERA	WHIP

TOP

Toronto Blue Jays @ Philadelphia Phillies

Bright House Field, Clearwater, FL

Thu Mar 27 2014, 1:11 PM - 4:01 PM EDT

Att. 6,228 - Overcast - 69 F

livebaseballscorecards.com

AB	34
R	3
H	9
RBI	3
BB	3
SO	11
LOB	19

WP: 0	PB: 0	SB: 2	CS: 0
PA: 40			

Batter	1	2	3	4	5	6	7	8	9	AB	R	H	RBI	BB	SO	LOB
2 Ben Revere, L (1, 8) OBP: 0.357, SLG: 0.375	S S S 0-3 ① K		x 0-0 ③ G4-3			x 0-0 ① G1-3			S S S 0-3 ① K	3	0	0	0	0	1	0
Leandro Castro, R (7, 7) OBP: 0.083, SLG: 0.167										1	0	0	0	0	1	0
11 Jimmy Rollins, S (1, 6) OBP: 0.291, SLG: 0.375	x 0-0 ② P6			x 0-0 3 S 1B		C C C 0-3 ② K			H 1-0 BB 11 S HBP	2	0	1	0	0	0	0
17 Reid Brignac, L (5, 6) OBP: 0.500, SLG: 0.474										1	0	0	0	0	1	0
26 Chase Utley, L (1, 4) OBP: 0.203, SLG: 0.193	x 0-0 ③ F8			x 0-0 ① F8		x 0-0 ③ G5-3			B B B B 4-0 BB 1-2 BB	2	0	0	0	0	0	1
11 Edgar Duran, S (5, 4) OBP: 0.600, SLG: 0.500										1	0	0	0	1	0	0
6 Ryan Howard, L (1, 10) OBP: 0.314, SLG: 0.413		B B B B 4-0 51 G4-6-3 3 BB BB		x 0-0 ② F8			C C C 0-3 ① K		C C C 0-3 ② K	2	0	0	0	1	1	1
24 Steve Susdorf, L (9, PH)										1	0	0	0	0	1	2
3 Marlon Byrd, R (1, 9) OBP: 0.373, SLG: 0.500		B B B B 4-0 51 G4-6-3 1-2 BB		B x 1-0 ③ F9 1-2			C C C 0-3 ② K		B B B B 4-0 1-2 2-3 BB	1	0	0	0	1	0	1
Clete Thomas, L (5, 9) OBP: 0.273, SLG: 0.200										1	0	0	0	1	1	0
51 Carlos Ruiz, R (1, 2) OBP: 0.362, SLG: 0.452		x 0-0 ① ② G4-6-3 1-2f 2-3			x 0-0 ① F8		x 0-0 ③ G3-1		C C C 0-3 ③ K	2	0	0	0	0	0	2
55 Koyie Hill, S (7, 2) OBP: 0.412, SLG: 0.400										2	0	0	0	0	1	3
25 Cody Asche, L (1, 5) OBP: 0.288, SLG: 0.400		x 0-0 ③ G3			S S S 0-3 ② K			x 0-0 ① F8		3	0	0	0	0	1	1
15 John Mayberry Jr., R (1, 3) OBP: 0.360, SLG: 0.489			x 0-0 ① G6-3		B B B B 4-0 BB			S S S 0-3 ② K		2	0	0	0	1	1	0
19 Tony Gwynn Jr., L (1, 7) OBP: 0.389, SLG: 0.442 (7, 8)			x 0-0 ② G3-1		S S S 0-3 ③ K			x 0-0 ③ G6-3		3	0	0	0	0	1	1
Inning Stats	R: 0 H: 0 E: 0 LOB: 0 K: 1 BB: 0 S: 5 P: 5	R: 0 H: 0 E: 0 LOB: 1 K: 0 BB: 2 S: 2 P: 10	R: 0 H: 0 E: 0 LOB: 0 K: 0 BB: 0 S: 3 P: 3	R: 0 H: 1 E: 0 LOB: 1 K: 0 BB: 0 S: 4 P: 5	R: 0 H: 0 E: 0 LOB: 1 K: 2 BB: 1 S: 7 P: 11	R: 0 H: 0 E: 0 LOB: 0 K: 1 BB: 0 S: 5 P: 5	R: 0 H: 0 E: 0 LOB: 0 K: 2 BB: 0 S: 7 P: 5	R: 0 H: 0 E: 0 LOB: 0 K: 1 BB: 0 S: 5 P: 5	R: 0 H: 0 E: 0 LOB: 3 K: 3 BB: 2 S: 9 P: 18	1B: 1 SF: 0 2B: 0 SAC: 0 3B: 0 DP: 1 HR: 0 HBP: 1						

PITCHER		IP	WLS	BF	H	R	ER	SO	BB	IBB	HBP	BLK	WP	HR	S	P	ERA	WHIP
36 Drew Hutchison, R ERA: 1.8	(1, 1)	5.1	W	19	1	0	0	3	3	0	0	0	0	0	22	35	0.00	0.750
27 Brett Cecil, L ERA:	(6, 1)	0.2	H	2	0	0	0	1	0	0	0	0	0	0	4	4	0.00	0.000
44 Casey Janssen, R ERA:	(7, 1)	1.0	H	3	0	0	0	2	0	0	0	0	0	0	7	7	0.00	0.000
Marcus Walden, R ERA: 7.5	(8, 1)	1.0	H	3	0	0	0	1	0	0	0	0	0	0	5	5	0.00	0.000
71 Wil Browning, R ERA:	(9, 1)	1.0	S	6	0	0	0	3	2	0	1	0	0	0	9	18	0.00	2.000

PITCHER	IP	WLS	BF	H	R	ER	SO	BB	IBB	HBP	BLK	WP	HR	S	P	ERA	WHIP

BOTTOM

Toronto Blue Jays @ Philadelphia Phillies

Bright House Field, Clearwater, FL

Thu Mar 27 2014, 1:11 PM - 4:01 PM EDT

Att. 6,228 - Overcast - 69 F

livebaseballscorecards.com

AB	27
R	0
H	1
RBI	0
BB	5
SO	10
LOB	12

Batter	1	2	3	4	5	6	7	8	9	AB	R	H	RBI	BB	SO	LOB
6 Starling Marte, R (1, 7) OBP: 0.382, SLG: 0.500	B SI 89 F SI 88 B SI 89 X FC 86 2-1 **G5-3** ①		C FC 86 B CH 81 B SI 89 F SI 90 X SI 89 2-2 **G4-3** ③		F SI 89 X SI 90 0-1 **L9** ③		B SI 92 B FF 92 1 SAFE B SL 85 C SI 93 X FF 92 3-1 **E5** ① 1-2 1B	F FA 88 D SL 83 T SI 95 F SI 95 C SI 95 1-3 **K** ③		5	0	1	0	0	1	3
70 Drew Maggi, R (9, 7) OBP: 0.167, SLG: 0.167										0	0	0	0	0	0	0
23 Travis Snider, L (1, 9) OBP: 0.392, SLG: 0.468	B SI 89 X SI 89 1-0 **G4-3** ②			C SI 88 B FC 87 C FC 86 S CH 83 1-3 **K2-3** ①		B CU 78 B SI 93 B SI 93 B SI 92 4-0 22 FC5-4 **BB**	C SI 93 B SI 92 S CH 84 F SI 93 S CU 77 1-3 **K** ②		S FS 90 S FS 89 S SI 91 0-3 **K** ①	3	0	0	0	1	2	1
18 Willy García, R (9, PH) OBP: 0.143, SLG: 0.143										1	0	0	0	0	1	0
22 Andrew McCutchen, R (1, 8) OBP: 0.472, SLG: 0.792	C SI 89 B FC 86 C FC 87 B SL 80 S CH 81 2-3 **K** ③			F SL 78 X FC 85 0-1 **G6-3** ②		B SI 91 F SI 92 S SI 91 B SI 90 X CU 82 2-2 **FC5-4** ① 55 WP 55 2B 1-2f	C CH 85 B SI 91 F SI 90 B SI 93 D CH 86 B SI 93 4-2 **BB**		B FS 87 B FS 89 S FF 90 F SI 91 B FS 85 S FS 86 3-3 **K** ②	3	1	0	0	1	1	1
22 Mel Rojas Jr., S (9, PH) OBP: 0.385, SLG: 0.583										1	0	0	0	0	1	0
55 Russell Martin, R (1, 2) OBP: 0.419, SLG: 0.737		X SI 88 0-0 **G6-3** ①		B SI 89 C FC 86 B SI 88 S CH 80 F SI 90 B SL 79 B FC 86 4-2 18 3 1B **BB**		B SI 91 B SI 92 X SI 93 2-0 18 1B 1-H 2B	S SL 85 F SI 93 D CU 77 X CH 85 1-2 **G5-3** ③		B FS 86 C SI 90 S SL 76 F FS 90 S FS 86 1-3 **K** ③	3	1	1	1	1	0	2
12 Jhonathan Ramos, L (8, 1)										0	0	0	0	0	0	0
41 Justin Howard, L (9, PH) OBP: 0.200, SLG: 0.200										1	0	0	0	0	1	0
(9, 3)																
18 Neil Walker, S (1, 4) OBP: 0.302, SLG: 0.380		B SI 87 C SI 88 B SL 77 B CH 79 F SI 88 X SI 89 3-2 3 G1-3 2B		S CH 80 F SI 88 X CH 82 0-2 3 1B 1-2 **1B**		S FF 89 X CH 82 0-1 10 1B 2-H 1B		B FF 92 F FF 92 B FF 92 X FF 93 2-1 **F9** ①		4	0	3	1	0	0	0
93 Andy Vasquez, L (9, 4) OBP: 0.333, SLG: 0.667										0	0	0	0	0	0	0
3 Travis Ishikawa, L (1, 3) OBP: 0.405, SLG: 0.581		B FC 86 C FC 86 X SI 88 1-1 **G1-3** ② 2-3		X SI 88 0-0 ③ 1-2 2-H **1B**		B FF 89 T FF 91 S FF 90 F SL 84 X FF 90 1-2 **F9** ②		B SI 97 S SL 82 X SI 96 1-1 10 G3 12 1B 2B		2	0	1	0	0	0	1
17 Gaby Sanchez, R (6, PH) OBP: 0.378, SLG: 0.455										2	1	1	0	0	0	1
(6, 3)																
23 Ryan Beckman, R (9, 1)										0	0	0	0	0	0	0
10 Jordy Mercer, R (1, 6) OBP: 0.360, SLG: 0.310		D SL 79 X FC 86 1-0 **F8** ③			C SI 87 B SI 88 B CH 81 B FC 85 C SI 89 F SI 90 B SI 90 4-2 31 G5-3 **BB**	X FF 91 0-0 1-2 **1B**		B SI 95 C SI 96 B SL 83 B SL 82 C SI 95 X SI 96 3-2 **G3** ② 2-3		3	0	1	0	1	0	2
2 Gift Ngoepe, R (9, 6) OBP: 0.400, SLG: 0.750										0	0	0	0	0	0	0
12 Clint Barmes, R (1, 5) OBP: 0.265, SLG: 0.290			B SI 87 X SI 87 1-0 **F8** ①		F FC 85 X SI 88 0-1 **P4** ①	C SL 80 X FF 91 0-1 **P4** ③		F SI 96 X SI 95 0-1 26 BB 3-H **1B**		4	0	1	1	0	0	3
5 Jarek Cunningham, R (9, 5) OBP: 0.667, SLG: 0.500										0	0	0	0	0	0	0
			C SI 87 F SI 88 X SI 89 0-2 **G6-3** ②		F SI 89 1 SAFE X SI 88 0-1 **G5-3** ② 1-2		B SI 93 C SI 92 X SL 84 1-1 6 1B **1B**	1 SAFE B SL 82 B SI 96 C SI 94 S SI 96 F SI 97 F SL 82 B SL 84 B SI 97 4-2 **BB** 1-2		1	0	0	0	0	0	0
50 Charlie Morton, R (1, 1) 39 Jason Grilli, R (4, 1) 31 Jose Tabata, R (5, PH) 44 Tony Watson, L (6, 1) 29 Bryan Morris, L (6, 1) 5 Josh Harrison, R (7, PH) OBP: 0.500, SLG: 0.625 30 Jeanmar Gómez, R (7, 1) 26 Tony Sanchez, R (8, PH) OBP: 0.364, SLG: 0.455 (8, 2)										0	0	0	0	0	0	0
										0	0	0	0	0	0	0
										1	0	0	0	0	0	1
										0	0	0	0	0	0	0
										0	0	0	0	0	0	0
										1	0	0	0	0	0	0
										0	0	0	0	0	0	0
										0	0	0	0	1	0	0

TOP

Pittsburgh Pirates @ Philadelphia Phillies
Citizens Bank Park, Philadelphia, PA
Fri Mar 28 2014, 7:07 PM - 10:00 PM EDT
Att. 24,274 - Cloudy - 64 F

livebaseballscorecards.com

AB	35
R	3
H	10
RBI	3
BB	5
SO	7
LOB	15

Inning Stats	1	2	3	4	5	6	7	8	9
R:	0	0	0	0	0	2	0	1	0
E:	0	0	0	0	0	0	1	0	0
K:	1	0	0	1	0	0	1	1	3
S:	6	7	7	12	9	13	13	17	10
H:	0	1	0	2	0	3	2	2	0
LOB:	0	1	0	2	1	2	2	2	0
BB:	0	0	0	1	1	1	1	1	0
P:	11	12	10	17	13	22	23	28	14

1B:	7	SF:	0	WP:	1	PA:	40
2B:	3	SAC:	0	PB:	0		
3B:	0	DP:	0	SB:	0		
HR:	0	HBP:	0	CS:	0		

PITCHER		IP	WLS	BF	H	R	ER	SO	BB	IBB	HBP	BLK	WP	HR	S	P	ERA	WHIP
38 Kyle Kendrick, R ERA: 2.81	(1, 1)	5.0		19	3	0	0	2	2	0	0	0	0	0	41	63	0.00	1.000
Phillippe Aumont, R ERA: 4.05	(6, 1)	0.1	L	3	1	2	2	0	1	0	0	0	1	0	4	12	54.00	6.000
59 Antonio Bastardo, L ERA: 1.74	(6, 1)	0.2		4	2	0	0	0	0	0	0	0	0	0	9	10	0.00	3.000
39 B.J. Rosenberg, R ERA: 3.38	(7, 1)	1.0		5	2	0	0	1	1	0	0	0	0	0	13	23	0.00	3.000
77 Mario Hollands, L ERA: 3.09	(8, 1)	0.1		1	0	0	0	0	0	0	0	0	0	0	2	4	0.00	0.000

PITCHER		IP	WLS	BF	H	R	ER	SO	BB	IBB	HBP	BLK	WP	HR	S	P	ERA	WHIP
63 Jake Diekman, L ERA: 5.79	(8, 1)	0.2		5	2	1	1	1	1	0	0	0	0	0	15	24	13.50	4.500
58 Jonathan Papelbon, R ERA: 2.0	(9, 1)	1.0		3	0	0	0	3	0	0	0	0	0	0	10	14	0.00	0.000

Pittsburgh Pirates @ Philadelphia Phillies

Citizens Bank Park, Philadelphia, PA

Fri Mar 28 2014, 7:07 PM - 10:00 PM EDT

Att. 24,274 - Cloudy - 64 F

livebaseballscorecards.com

Batter	1	2	3	4	5	6	7	8	9	AB	R	H	RBI	BB	SO	LOB
2 Ben Revere, L (1, 8) OBP: 0.338, SLG: 0.353	B SI 92 C FF 92 X SI 92 1-1 G4-3 ①		C SI 91 X SI 91 0-1 L8 ③			B FF 96 F SL 92 C FF 96 X CU 84 1-2 F7 ③			B FF 88 B SI 88 C SI 88 X SI 88 2-1 G4-3 ②	4	0	0	0	0	0	0
11 Jimmy Rollins, S (1, 6) OBP: 0.271, SLG: 0.346	B FF 93 S SI 91 B SI 92 F SI 92 X SI 92 2-2 G5-3 ②			C FF 90 B CH 84 S CH 83 F FF 91 B SL 80 X FF 91 2-2 P6 ①			C SI 90 B CH 80 X SI 89 1-1 G5-3 ①		B SI 88 X FF 87 1-0 F9 ③	4	0	0	0	0	0	0
26 Chase Utley, L (1, 4) OBP: 0.242, SLG: 0.267	B SI 93 F SI 93 C CU 78 F SI 92 X CH 85 1-2 2B			C FF 92 S FF 92 B FF 92 X FF 92 1-2 6 G4-5-3 1B			B CH 81 F SI 89 C SL 80 B SL 82 B SI 91 X SI 91 3-2 6 G6-3 2B			3	0	3	0	0	0	0
6 Ryan Howard, L (1, 3) OBP: 0.301, SLG: 0.394	F SI 92 B FF 92 X FF 93 1-1 F8 ③			X FF 91 0-0 G4-5-3 ② ③ 1-2f			B SL 80 B CH 81 F SI 89 F SI 91 X CH 81 2-2 G6-3 ② 2-3			3	0	0	0	0	0	3
3 Marlon Byrd, R (1, 9) OBP: 0.355, SLG: 0.474		B SI 91 C SI 90 S SI 92 T SI 91 1-2 K ①			F SI 92 B CH 83 X CH 82 1-1 F8 ①		F SI 92 B SI 91 F SI 90 D SL 83 S SL 83 2-3 K ③			3	0	0	0	0	2	1
9 Domonic Brown, L (1, 7) OBP: 0.302, SLG: 0.259		S SI 93 X FF 92 0-1 G6-3 ②			B SI 92 F SI 92 F SI 92 X SL 80 1-2 P6 ②			C FF 89 C FF 91 B SL 83 F SL 83 B FF 91 F FF 89 X FC 81 2-2 F9 ①		3	0	0	0	0	0	0
51 Carlos Ruiz, R (1, 2) OBP: 0.340, SLG: 0.422 21 Wil Nieves, R (9, 2) OBP: 0.208, SLG: 0.208		C SI 92 X SI 91 0-1 L8 ③			X SI 92 0-0 G1-3 ③			B FC 79 C FF 88 B CH 81 F FF 88 X SI 81 2-2 F8 ②		3 0	0 0	0 0	0 0	0 0	0 0	0 0
25 Cody Asche, L (1, 5) OBP: 0.274, SLG: 0.377			C SI 90 X SI 91 0-1 G4-3 ①			C FF 95 B FF 95 B SL 90 S FF 95 S SL 92 2-3 K ①		B FF 89 C FF 88 B SI 81 C CH 87 X SL 81 2-2 G3 ③		3	0	0	0	0	1	0
38 Kyle Kendrick, R (1, 1) Philippe Aumont, L (8, 1) 59 Antonio Bastardo, R (8, 1) 19 Tony Gwynn Jr., L (8, PH) 25-for-85, .400, 0-for-2 39 B.J. Rosenberg, R (7, 1) 77 Mario Hollands, L (8, 1) 63 Jake Diekman, R (8, 1) 58 Jonathan Papelbon, R (9, 1) 16 César Hernández, S (9, PH) 0-for-1, .000, 0-for-0, 0.000																
Inning Stats	R: 0 E: 0 K: 0 S: 11 H: 1 LOB: 1 BB: 0 P: 16	R: 0 E: 0 K: 1 S: 7 H: 0 LOB: 0 BB: 0 P: 8	R: 0 E: 0 K: 0 S: 5 H: 0 LOB: 0 BB: 0 P: 5	R: 0 E: 0 K: 0 S: 8 H: 1 LOB: 0 BB: 0 P: 11	R: 0 E: 0 K: 0 S: 6 H: 0 LOB: 0 BB: 0 P: 8	R: 0 E: 0 K: 1 S: 9 H: 0 LOB: 0 BB: 0 P: 14	R: 0 E: 0 K: 1 S: 11 H: 1 LOB: 1 BB: 0 P: 19	R: 0 E: 0 K: 0 S: 11 H: 0 LOB: 0 BB: 0 P: 17	R: 0 E: 0 K: 0 S: 7 H: 0 LOB: 0 BB: 0 P: 13	1B: 1 2B: 2 3B: 0 HR: 0	SF: 0 SAC: 0 DP: 1 HBP: 0						

	AB	29
	R	0
	H	3
	RBI	0
	BB	0
	SO	3
	LOB	4

WP: 0 PA: 29
PB: 0
SB: 0
CS: 0

PITCHER		IP	WLS	BF	H	R	ER	SO	BB	IBB	HBP	BLK	WP	HR	S	P	ERA	WHIP
50 Charlie Morton, R ERA: 0.82	(1, 1)	3.0		10	1	0	0	1	0	0	0	0	0	0	23	29	0.00	0.333
39 Jason Grilli, R ERA:	(4, 1)	1.0		3	1	0	0	0	0	0	0	0	0	0	8	11	0.00	1.000
44 Tony Watson, L ERA:	(5, 1)	1.0	W	3	0	0	0	0	0	0	0	0	0	0	6	8	0.00	0.000
29 Bryan Morris, R ERA: 2.89	(6, 1)	1.0	H	3	0	0	0	1	0	0	0	0	0	0	9	14	0.00	0.000
30 Jeanmar Gómez, R ERA: 3.18	(7, 1)	1.0	H	4	1	0	0	1	0	0	0	0	0	0	11	19	0.00	1.000

PITCHER		IP	WLS	BF	H	R	ER	SO	BB	IBB	HBP	BLK	WP	HR	S	P	ERA	WHIP
12 Jhonathan Ramos, L ERA:	(8, 1)	1.0	H	3	0	0	0	0	0	0	0	0	0	0	11	17	0.00	0.000
23 Ryan Beckman, R ERA:	(9, 1)	1.0	S	3	0	0	0	0	0	0	0	0	0	0	7	13	0.00	0.000

Batter	1	2	3	4	5	6	7	8	9	AB R H RBI BB SO LOB
Inning Stats										1B: 0 SF: 0 2B: 0 SAC: 0 3B: 0 DP: 0 HR: 0 HBP: 0

TOP

Pittsburgh Pirates @ Philadelphia Phillies
Citizens Bank Park, Philadelphia, PA
Sat Mar 29 2014, 1:05 PM EDT

livebaseballscorecards.com

AB	0
R	0
H	0
RBI	0
BB	0
SO	0
LOB	0

WP: 0 PA: 0
PB: 0
SB: 0
CS: 0

PITCHER	IP	WLS	BF	H	R	ER	SO	BB	IBB	HBP	BLK	WP	HR	S	P	ERA	WHIP

PITCHER	IP	WLS	BF	H	R	ER	SO	BB	IBB	HBP	BLK	WP	HR	S	P	ERA	WHIP

Batter	1	2	3	4	5	6	7	8	9	AB	R	H	RBI	BB	SO	LOB
Inning Stats																

BOTTOM

Pittsburgh Pirates @ Philadelphia Phillies
Citizens Bank Park, Philadelphia, PA
Sat Mar 29 2014, 1:05 PM EDT

livebaseballscorecards.com

AB	0
R	0
H	0
RBI	0
BB	0
SO	0
LOB	0

1B: 0
2B: 0
3B: 0
HR: 0
SF: 0
SAC: 0
DP: 0
HBP: 0

WP: 0
PB: 0
SB: 0
CS: 0
PA: 0

PITCHER	IP	WLS	BF	H	R	ER	SO	BB	IBB	HBP	BLK	WP	HR	S	P	ERA	WHIP

PITCHER	IP	WLS	BF	H	R	ER	SO	BB	IBB	HBP	BLK	WP	HR	S	P	ERA	WHIP

Philadelphia Phillies @ Texas Rangers

Globe Life Park in Arlington, Arlington, TX

Mon Mar 31 2014, 2:08 PM - 5:44 PM EDT

Att. 49,031 - Partly Cloudy - 74 F

livebaseballscorecards.com

Batter	1	2	3	4	5	6	7	8	9	AB	R	H	RBI	BB	SO	LOB
2 Ben Revere, L (1, 8) OBP: 0.500, SLG: 0.500	G3	11 HR 1B		11 S 26 1B	L9	11 S 1B		K		6	2	3	3	0	1	1
11 Jimmy Rollins, S (1, 6) OBP: 0.167, SLG: 0.667	F9	HR		K	F8	G4-3			G4-3	6	1	1	4	0	1	4
26 Chase Utley, L (1, 4) OBP: 0.500, SLG: 0.667	L7	G4-3		6 1B 1B		G4-3	1B		2B	6	0	3	1	0	0	0
6 Ryan Howard, L (1, 3) OBP: 0.500, SLG: 0.400		9 G4-3 25 2B BB	9 WP 3 1B 51 FC6-2 1B			K	K	K	K	5	1	2	0	1	3	2
3 Marlon Byrd, R (1, 9) OBP: 0.333, SLG: 0.833		L4	9 WP 1B	P3		HR	K	K	F8	6	1	2	1	0	1	5
9 Domonic Brown, L (1, 10) OBP: 0.200, SLG: 0.200		G4-3	P5		G4-3	25 1B 51 S 25 E 1B	K			5	1	1	0	0	1	4
51 Carlos Ruiz, R (1, 2) OBP: 0.600, SLG: 0.333		25 2B 2 1B BB	FC6-2 3-H		25 BB 15 2B 1B	15 BB 25 E 2 1B BB		P3		3	3	1	0	2	0	2
25 Cody Asche, L (1, 5) OBP: 0.800, SLG: 1.750		2 1B 11 HR 2B	G1-3		15 2B BB	E6 15 BB 2 1B 1B		HR		4	4	3	2	1	0	2
19 Tony Gwynn Jr., L (1, 7) 15 John Mayberry Jr., R (5, PH) (5, 7) OBP: 0.667, SLG: 1.000		2 1B 11 HR BB	K		2B	2 1B BB		P4		1 2	1 0	0 1	0 2	1 1	1 0	0 0

	AB	R	H	RBI	BB	SO	LOB
TOP	44	14	17	13	6	8	20

Inning Stats																																
	R: 0	E: 0	K: 0	S: 6	H: 0	LOB: 0	BB: 0	P: 9	R: 6	E: 0	K: 0	S: 17	H: 3	LOB: 0	BB: 3	P: 38	R: 0	E: 0	K: 0	S: 11	H: 2	LOB: 2	BB: 0	P: 20	R: 1	E: 0	K: 2	S: 17	H: 3	LOB: 2	BB: 0	P: 26
	R: 2	E: 0	K: 0	S: 9	H: 2	LOB: 1	BB: 1	P: 17	R: 4	E: 1	K: 1	S: 21	H: 4	LOB: 2	BB: 2	P: 34	R: 0	E: 0	K: 3	S: 12	H: 1	LOB: 1	BB: 0	P: 15	R: 1	E: 0	K: 1	S: 11	H: 1	LOB: 0	BB: 0	P: 19
	R: 0	E: 0	K: 1	S: 12	H: 1	LOB: 1	BB: 0	P: 14	1B: 11	2B: 3	3B: 0	HR: 3	SF: 0	SAC: 0	DP: 0	HBP: 0	WP: 1	PB: 0	SB: 3	CS: 0	PA: 50												

PITCHER		IP	WLS	BF	H	R	ER	SO	BB	IBB	HBP	BLK	WP	HR	S	P	ERA	WHIP
52 Tanner Scheppers, R ERA: 15.75	(1, 1)	4.0		23	8	7	7	2	3	0	0	0	1	1	51	93	15.75	2.750
32 Pedro Figueroa, L ERA: 21.6	(5, 1)	1.2	L	10	4	4	4	1	1	0	0	0	0	1	18	28	21.60	3.000
41 Alexi Ogando, R ERA: 13.5	(6, 1)	1.1		9	3	2	2	3	2	0	0	0	0	0	24	38	13.50	3.750
37 Shawn Tolleson, R ERA: 9.0	(8, 1)	1.0		4	1	1	1	1	0	0	0	0	0	1	11	19	9.00	1.000
19 Seth Rosin, R ERA:	(9, 1)	1.0		4	1	0	0	1	0	0	0	0	0	0	12	14	0.00	1.000

PITCHER	IP	WLS	BF	H	R	ER	SO	BB	IBB	HBP	BLK	WP	HR	S	P	ERA	WHIP

BOTTOM

Philadelphia Phillies @ Texas Rangers

Globe Life Park in Arlington, Arlington, TX

Mon Mar 31 2014, 2:08 PM - 5:44 PM EDT

Att. 49,031 - Partly Cloudy - 74 F

livebaseballscorecards.com

Batter	1	2	3	4	5	6	7	8	9	AB	R	H	RBI	BB	SO	LOB
17 Shin-Soo Choo, L (1, 7)	F SI 91 X SI 91 0-1 ① F8	C SI 89 B CH 83 X FC 86 1-1 ② G4-3 2-3		T SI 89 X SI 89 0-1 ① FC6-4 29 FC5 1 1B 1-2f		B SI 96 C SI 96 C SL 83 C SL 84 1-3 ① K	B SL 84 C FF 91 B FF 92 D CH 83 B 4-1 1 FC4 1-2 2-3 BB			4	0	0	0	1	1	2
1 Elvis Andrus, R (1, 6) OBP: 0.200, SLG: 0.200	B SI 91 F SI 90 F FC 89 F CH 85 X CU 75 1-2 ② G6-3	F FF 90 B CH 83 X FF 90 1-1 ③ L9		T FC 86 D CU 75 B CH 82 T FC 87 X SI 89 2-2 29 FC5 1-2 1B		B SI 96 X SI 96 1-0 ② G3	C SL 83 B FF 91 X FF 92 1-1 ③ FC4 1-2f			5	0	1	0	0	0	4
84 Prince Fielder, L (1, 3) OBP: 0.200, SLG: 0.200	C SI 91 C SI 90 B SI 93 X FF 92 1-2 ③ G4-3		B CH 83 X SI 90 1-0 29 1B HR 1B	X SI 89 0-0 ② L9		C SL 83 B SI 96 F SI 95 B SL 84 S SL 84 2-3 ③ K		C SL 81 C SL 82 B FF 92 B FF 92 F FF 92 B SL 84 X 3-2 ① F7		5	1	1	0	0	1	2
29 Adrián Beltré, R (1, 5) OBP: 0.600, SLG: 0.750		C SI 90 B SI 90 C SI 90 X SI 92 1-2 7 BB 2 1B 2B	C SI 90 B FC 87 B CH 85 F CH 84 X FC 87 2-2 HR 1B	C CU 73 S FC 86 F CU 74 X FF 90 0-2 ③ FC5 1-2 2-3f			B SI 96 B SI 96 B SI 96 C SI 96 B SI 97 4-1 15 1B 7 G6-4-3 1B BB	B CH 82 F FF 91 F FF 92 B SL 82 X SL 82 2-2 ② P4		4	3	2	0	1	0	2
Alex Rios, R (1, 9) OBP: 0.600, SLG: 1.200		C CH 82 C FC 87 B SI 91 X CH 84 1-2 2 1B 7 BB 12 2B 1B	C SI 90 X FC 87 0-1 1-H 2-H HR	B FF 88 C SI 89 B CH 83 B SI 90 X FF 87 3-1 ① G6-3			1 SAFE 1 SAFE C SI 96 D SL 83 C SL 82 B SI 97 F SL 83 D SL 83 X SI 96 3-2 7 G6-4-3 15 1B 35 1B 1-2 1B	B SL 81 B FF 91 C FF 90 X FF 92 2-1 ③ F7		5	3	3	3	0	0	0
18 Mitch Moreland, L (1, 10) 15 Michael Choice, R (7, PH) OBP: 0.500, SLG: 0.500 (8, 10)		C FC 88 C FF 91 X FF 92 0-2 ① F8	F SI 89 C SI 90 S SL 82 0-3 ① K	C FC 87 B CU 75 B SI 90 C SI 90 X FC 86 2-2 ② F7			C SL 83 X SL 84 0-1 7 G6-4-3 1-2 2-3 1B		C FF 91 B FF 92 S FF 91 X FF 94 1-2 ① FC6-3	3 2	0 0	0 1	0 0	0 0	1 0	2 0
7 J.P. Arencibia, R (1, 2) OBP: 0.400, SLG: 0.500		F CH 82 F FF 90 B CU 74 B FC 88 B SI 91 F CH 84 B SI 90 4-2 2 1B 12 2B 1-2 BB 2-3	F FF 90 C SI 90 B CU 76 F SI 90 F CH 84 B CH 82 X SI 90 2-2 ② F8	F CH 83 C FC 87 X SI 89 0-2 2 1B 2B			X FF 92 0-0 ① ② G6-4-3 1-2f 2-3 3-H		B FF 92 C FF 91 T FF 91 C FF 92 1-3 ② K	4	2	1	0	1	1	2
2 Leonys Martin, L (1, 8) OBP: 0.600, SLG: 0.500		B FC 87 B FC 87 F SI 90 B FC 87 X FF 90 3-1 12 2B 1-2 1B 2-3 3-H	L FC 87 B SL 81 B CH 83 C SI 90 X SI 91 2-2 ③ G5-3	B FC 86 X FF 89 1-0 2-H 1B			D CU 77 B SL 83 D FF 92 D FF 93 4-0 17 BB 35 1B BB		B FF 92 S FF 91 S FS 85 X SI 92 1-2 ③ G4-3	4	1	2	2	1	0	0
12 Josh Wilson, R (1, 4) OBP: 0.667, SLG: 1.000 35 James Adduci, L (7, PH) OBP: 1.000, SLG: 1.000 16 Donnie Murphy, R (8, 4)		C FF 89 X CU 73 0-1 17 G4-3 1-H 2-H 3-H 2B		B SI 88 F SI 88 C FC 85 F CH 83 F SI 89 X FC 86 1-2 17 FC6-4 1B	1 SAFE B SI 89 X FC 86 1-0 ③ F8		B SI 91 B SI 92 B SI 91 C FF 92 X FF 92 3-1 17 BB 1-2 3-H 1B			3 1 0	0 0 0	2 1 0	3 1 0	0 0 0	0 0 0	1 0 0

Inning Stats	1	2	3	4	5	6	7	8	9
	R: 0 E: 0 K: 0 S: 9	R: 4 E: 0 K: 0 S: 20	R: 3 E: 0 K: 1 S: 17	R: 0 E: 0 K: 0 S: 15	R: 1 E: 0 K: 0 S: 10	R: 0 E: 0 K: 2 S: 7	R: 2 E: 0 K: 0 S: 13	R: 0 E: 0 K: 0 S: 9	R: 0 E: 0 K: 1 S: 9
	H: 0 LOB: 0 BB: 0 P: 11	H: 4 LOB: 1 BB: 1 P: 31	H: 3 LOB: 0 BB: 0 P: 24	H: 2 LOB: 2 BB: 0 P: 18	H: 2 LOB: 1 BB: 0 P: 17	H: 0 LOB: 0 BB: 0 P: 11	H: 3 LOB: 3 BB: 3 P: 32	H: 0 LOB: 0 BB: 0 P: 16	H: 0 LOB: 0 BB: 0 P: 12

1B: 10	SF: 0
2B: 3	SAC: 0
3B: 0	DP: 1
HR: 1	HBP: 0

WP: 0	PA: 44
PB: 0	
SB: 0	
CS: 0	

AB	40
R	10
H	14
RBI	9
BB	4
SO	4
LOB	15

PITCHER		IP	WLS	BF	H	R	ER	SO	BB	IBB	HBP	BLK	WP	HR	S	P	ERA	WHIP
33 Cliff Lee, L ERA: 14.4	(1, 1)	5.0	W	27	11	8	8	1	1	0	0	0	0	1	71	101	14.40	2.400
63 Jake Diekman, L ERA: 18.0	(6, 1)	1.0		5	1	2	2	2	1	0	0	0	0	0	12	23	18.00	2.000
39 B.J. Rosenberg, R ERA:	(7, 1)	0.2		4	2	0	0	0	1	0	0	0	0	0	5	12	0.00	4.500
59 Antonio Bastardo, L ERA:	(7, 1)	1.1	H	5	0	0	0	0	1	0	0	0	0	0	12	24	0.00	0.750
58 Jonathan Papelbon, R ERA:	(9, 1)	1.0		3	0	0	0	1	0	0	0	0	0	0	9	12	0.00	0.000

PITCHER	IP	WLS	BF	H	R	ER	SO	BB	IBB	HBP	BLK	WP	HR	S	P	ERA	WHIP

Philadelphia Phillies @ Texas Rangers

Globe Life Park in Arlington, Arlington, TX

Tue Apr 01 2014, 8:11 PM - 11:19 PM EDT

Att. 29,530 - Cloudy - 79 F

TOP

livebaseballscorecards.com

Batter	1	2	3	4	5	6	7	8	9	AB	R	H	RBI	BB	SO	LOB
2 Ben Revere, L (1, 8) OBP: 0.333, SLG: 0.333	B FF 91 C FF 92 C FF 93 S SL 84 1-3 K ①		C SL 80 B SL 82 F SI 90 C SL 81 1-3 K ②			X FF 91 0-0 SH 3 1B 11 1B 2-3		X FF 89 0-0 G1-3 ①		3	0	0	0	0	2	1
11 Jimmy Rollins, S (1, 6) OBP: 0.200, SLG: 0.500	C SI 92 C CU 76 F SL 85 B CH 86 B FF 93 X SL 85 2-2 G6-3 ②		1 SAFE B CU 75 B CH 83 1 SAFE C SI 93 C SI 90 B FF 93 S CH 86 3-3 K ③			B CU 75 F SI 90 1 SAFE X FF 90 1-1 3 1B 6 2B 1-2 3-H 1B		B SI 91 C SL 86 S SL 87 S SL 86 1-3 K ②		4	1	1	1	0	2	1
26 Chase Utley, L (1, 10) OBP: 0.400, SLG: 0.500	B FF 94 C FF 92 B SL 86 X SI 92 2-1 L9 ③			C FF 91 B CH 84 F SL 83 B SL 83 F CH 86 F FF 93 B FF 94 S SI 93 3-3 K ①		B SL 86 X FF 92 1-0 F8 ①		C SL 84 F SL 87 B FF 92 B SL 84 F FF 92 B SI 91 F SL 85 F SL 86 F FF 92 3-2 X SL 87 3 WP 1B		4	0	1	0	0	1	2
3 Marlon Byrd, R (1, 9) OBP: 0.500, SLG: 0.778		C CU 75 B SI 91 F CH 84 F FF 92 X SL 84 1-2 51 FC5-4 1B		B SI 86 X CH 84 1-0 G5-3 ②		B CH 83 S CH 84 2 SAFE X SI 92 1-1 6 2B 1-2 2-3 1B		B SL 88 F FF 92 B FF 93 I IN 68 I IN 65 4-1 1-2 IBB		3	0	2	0	1	0	0
6 Ryan Howard, L (1, 3) OBP: 0.400, SLG: 0.444		C FF 91 F SI 90 F SL 80 S SL 84 0-3 K ①		B SL 84 F SI 90 B CH 83 B SL 83 S SI 93 X SI 93 3-2 G3 ③		B SL 82 D SL 83 F SI 91 X SI 92 2-1 1-3 2-H 2B		C SL 87 D SL 84 F SL 83 S SL 83 1-3 K ③		4	0	1	1	0	2	3
51 Carlos Ruiz, R (1, 2) OBP: 0.333, SLG: 0.143		1 SAFE 1 SAFE B SI 91 X SI 93 1-0 FC5-4 ② 1-2f			X FF 92 0-0 E5 15 L4-3	C SL 83 C FF 92 B FF 92 X CH 86 1-2 G6-3 ③			B FF 89 X FF 89 1-0 G3 ①	4	0	0	0	0	0	3
15 John Mayberry Jr., R (1, 7) OBP: 0.333, SLG: 0.400 9 Domonic Brown, L (9, PH) OBP: 0.167, SLG: 0.167 (9, 7)		C SI 91 F FF 92 B SI 86 B SL 86 S CH 84 2-3 K ③			X SI 91 0-0 ①② L4-3 1-1	B FF 91 B FF 92 C FF 91 F CH 85 S FF 90 2-3 K ①			B FC 90 C FF 89 B FF 90 C FF 89 B CU 66 X FC 89 3-2 P6 ②	3 1	0 0	0 0	0 0	0 0	2 0	2 0
7 Jayson Nix, R (1, 5) OBP: 0.250, SLG: 0.250			S SI 91 X SI 91 0-1 16 CS 1B		B CU 76 C SI 90 F CH 82 C FF 93 1-3 K ③		C FF 91 B FF 92 X FF 91 1-1 F9 ②		S FF 89 F FC 90 B CU 66 B SL 76 B SL 76 F FC 90 S FC 90 3-3 K ③	4	0	1	0	0	2	0
16 César Hernández, S (1, 4) OBP: 0.667, SLG: 1.000			T SI 91 X SI 92 0-1 ① 1-2 1B			M SI 90 C CU 75 B SL 82 X SL 83 1-2 2 SH 11 1B 2B	C CH 86 C FF 91 B FF 91 B CH 85 F FF 92 B FF 91 X FF 91 3-2 G3 ③			3	1	2	0	0	0	0

Inning Stats	1	2	3	4	5	6	7	8	9
	R: 0 E: 0 K: 1 S: 9 H: 0 LOB: 0 BB: 0 P: 14	R: 0 E: 0 K: 2 S: 12 H: 1 LOB: 1 BB: 0 P: 16	R: 0 E: 0 K: 2 S: 10 H: 2 LOB: 1 BB: 0 P: 14	R: 0 E: 0 K: 1 S: 9 H: 0 LOB: 0 BB: 0 P: 16	R: 0 E: 1 K: 1 S: 5 H: 0 LOB: 0 BB: 0 P: 6	R: 2 E: 0 K: 0 S: 14 H: 4 LOB: 2 BB: 0 P: 21	R: 0 E: 0 K: 1 S: 9 H: 0 LOB: 0 BB: 0 P: 15	R: 0 E: 0 K: 2 S: 15 H: 1 LOB: 2 BB: 1 P: 24	R: 0 E: 0 K: 1 S: 8 H: 0 LOB: 0 BB: 0 P: 15

	AB	33
	R	2
	H	8
	RBI	2
	BB	1
	SO	11
	LOB	12

1B: 6 SF: 0
2B: 3 SAC: 1
3B: 0 DP: 1
HR: 0 HBP: 0

WP: 1 PA: 35
PB: 0
SB: 0
CS: 1

PITCHER		IP	WLS	BF	H	R	ER	SO	BB	IBB	HBP	BLK	WP	HR	S	P	ERA	WHIP
33 Martín Pérez, L ERA: 3.18	(1, 1)	5.2		23	7	2	2	7	0	0	0	0	0	0	56	83	3.18	1.235
44 Jason Frasor, R ERA:	(6, 1)	1.1		4	0	0	0	1	0	0	0	0	0	0	12	19	0.00	0.000
56 Neal Cotts, L ERA:	(8, 1)	1.0		5	1	0	0	2	0	1	0	0	1	0	15	24	0.00	1.000
28 Joakim Soria, R ERA:	(9, 1)	1.0	W	3	0	0	0	1	0	0	0	0	0	0	8	15	0.00	0.000

PITCHER	IP	WLS	BF	H	R	ER	SO	BB	IBB	HBP	BLK	WP	HR	S	P	ERA	WHIP

BOTTOM

Philadelphia Phillies @ Texas Rangers

Globe Life Park in Arlington, Arlington, TX

Tue Apr 01 2014, 8:11 PM - 11:19 PM EDT

Att. 29,530 - Cloudy - 79 F

livebaseballscorecards.com

Batter	1	2	3	4	5	6	7	8	9	AB	R	H	RBI	BB	SO	LOB
17 Shin-Soo Choo, L (1, 7) OBP: 0.500, SLG: 0.286	C SI 92 B CH 87 S KC 79 B SI 93 B FF 93 F SI 94 X SI 93 3-2 29 WP 1 G5-3 1B		H FF 92 1-0 29 FC6-4 1 1B HBP		C FF 89 B KC 80 C KC 79 B KC 78 F KC 80 X SI 91 2-2 ① F7		B SI 98 B SI 97 X SI 97 2-0 84 G6-3 1 SH1-4 29 2B 1B		B FF 93 B SL 80 B FF 94 B FF 94 4-0 1 SH3-4 29 1B BB	3	2	2	0	1	0	0
1 Elvis Andrus, R (1, 6) OBP: 0.250, SLG: 0.250	F FF 93 B FF 94 1 SAFE X SI 93 1-1 ① G5-3 1-2		C KC 81 B KC 81 1 SAFE X KC 82 1-1 29 FC6-4 1-2 1B		B FF 91 F FF 90 S SI 90 F FF 92 F KC 80 B SI 91 B FF 92 C KC 82 3-3 ② K		C SL 83 X SI 97 0-1 ① SH1-4 1-2		B FF 91 C FF 91 1 SAFE T FF 92 X FF 92 1-2 ① SH3-4 1-2	3	0	1	0	0	1	1
84 Prince Fielder, L (1, 3) OBP: 0.300, SLG: 0.333	C SI 94 B CH 88 F SI 94 X KC 84 1-2 ② L8		B CH 88 X SI 92 1-0 ① P5		X SI 91 0-0 2B		C SI 96 X SI 95 0-1 ② G6-3 2-3		B SL 82 B FF 94 C SL 80 B FF 93 C FF 94 B FF 95 4-2 29 1B BB	4	0	1	0	1	0	4
29 Adrián Beltré, R (1, 5) OBP: 0.600, SLG: 0.750	B FF 94 B KC 82 C FF 93 B SI 94 B FF 93 4-1 2-3 BB		B FF 92 C SI 91 X SI 92 1-1 ② FC6-4 1-2f 2-3		C SI 91 B KC 82 X FF 92 1-1 ③ L8		C SL 84 X SL 85 0-1 3-H 2B		B FF 91 S SL 86 X FF 93 1-1 1-2 2-H 1B	4	0	2	2	1	0	3
Alex Rios, R (1, 9) OBP: 0.556, SLG: 1.000	C KC 80 F SI 92 X KC 83 0-2 ③ F8		D SI 89 C SI 92 X SI 93 1-1 ③ L4			C FF 90 F CH 84 X FF 88 0-2 18 1B 2B	I IN 60 I IN 70 I IN 75 I IN 77 4-0 IBB			3	1	1	0	1	0	4
18 Mitch Moreland, L (1, 10) OBP: 0.167, SLG: 0.167 15 Michael Choice, R (7, PH) OBP: 0.333, SLG: 0.333 (8, 10)		B FF 92 X FF 91 1-0 ① G3-1		B CH 86 C FF 92 B FF 91 S KC 79 B KC 82 F SI 90 S KC 81 3-3 ① K		X SI 91 0-0 16 L9-3 2-H 1B	F SI 96 F SI 95 C SL 85 0-3 ③ FC			3 1	0 0	1 0	1 0	0 0	1 0	0 2
16 Donnie Murphy, R (1, 4) OBP: 0.250, SLG: 0.250		C FF 91 B FF 93 S KC 82 S KC 83 1-3 ② K		B KC 81 S SI 91 B FF 92 F CH 88 X SI 92 2-2 1B		X SI 92 0-0 ①② L9-3 1-1		B FF 91 S FF 92 B SL 81 B FF 91 F FF 91 S FF 92 3-3 ① K	4	0	1	0	0	2	1
2 Leonys Martin, L (1, 8) OBP: 0.556, SLG: 0.429		B KC 82 S CH 87 S KC 82 B SI 91 B KC 79 B CH 87 4-2 BB		B SI 93 1 SAFE X SI 91 1-0 ② F8		C KC 78 X SI 91 0-1 61 S 1B		C SL 81 F FF 91 B SL 84 X SL 83 1-2 ② L9	3	0	1	0	1	0	1
61 Robinson Chirinos, R (1, 2)		F FF 93 1 SAFE S KC 82 X KC 82 0-2 ③ G5-3		C SI 91 X SI 93 0-1 ③ G4-3		B KC 80 1 SAFE B SI 92 C KC 80 B SI 91 C SI 91 F SI 93 X KC 82 3-2 ③ G5-3 1-2		F FF 91 B FF 91 F SL 83 C FF 92 1-3 ③ K	4	0	0	0	0	1	3

	AB	32
	R	3
	H	10
	RBI	3
	BB	5
	SO	5
	LOB	19

Inning Stats	1	2	3	4	5	6	7	8	9	1B: 7	SF: 0	WP: 1	PA: 40
	R: 0 E: 0 K: 0 S: 13 H: 1 LOB: 2 BB: 1 P: 22	R: 0 E: 0 K: 1 S: 9 H: 0 LOB: 1 BB: 1 P: 15	R: 0 E: 0 K: 0 S: 7 H: 1 LOB: 2 BB: 0 P: 12	R: 0 E: 0 K: 1 S: 10 H: 1 LOB: 1 BB: 0 P: 16	R: 0 E: 0 K: 1 S: 12 H: 1 LOB: 1 BB: 0 P: 18	R: 1 E: 0 K: 0 S: 11 H: 3 LOB: 1 BB: 0 P: 14	R: 1 E: 0 K: 0 S: 10 H: 2 LOB: 2 BB: 1 P: 16	R: 0 E: 0 K: 2 S: 9 H: 0 LOB: 0 BB: 0 P: 14	R: 1 E: 0 K: 0 S: 7 H: 1 LOB: 2 BB: 2 P: 17	2B: 4 3B: 0 HR: 0	SAC: 2 DP: 1 HBP: 1	PB: 0 SB: 1 CS: 0	

PITCHER		IP	WLS	BF	H	R	ER	SO	BB	IBB	HBP	BLK	WP	HR	S	P	ERA	WHIP
34 A.J. Burnett, R ERA: 1.5	(1, 1)	6.0		27	7	1	1	3	2	0	1	0	1	0	62	97	1.50	1.500
63 Jake Diekman, L ERA: 13.5	(7, 1)	1.0	B	6	2	1	1	1	0	1	0	0	0	0	10	16	9.00	2.000
59 Antonio Bastardo, L ERA:	(8, 1)	1.0		3	0	0	0	2	0	0	0	0	0	0	9	14	0.00	0.000
43 Mario Hollands, L ERA: 27.0	(9, 1)	0.1	L	3	0	1	1	0	2	0	0	0	0	0	5	14	27.00	6.000
39 B.J. Rosenberg, R ERA:	(9, 1)	0.0		1	1	0	0	0	0	0	0	0	0	0	2	3	∞	∞

PITCHER	IP	WLS	BF	H	R	ER	SO	BB	IBB	HBP	BLK	WP	HR	S	P	ERA	WHIP

Batter	1	2	3	4	5	6	7	8	9	AB	R	H	RBI	BB	SO	LOB
2 Ben Revere, L (1, 8) OBP: 0.214, SLG: 0.214	C FF 90 B FF 90 S SL 86 B SL 84 S SL 85 2-3 K		L SL 83 X FF 90 0-1 G6-3	B C SL 82 F SL 84 X FF 91 1-2 FC5 1-2 2-3f		B FF 90 F CH 79 1 SAFE B CH 79 1 SAFE 1 SAFE X FF 89 2-1 G4-3			C SI 90 X SI 91 0-1 G4-3	5	0	0	0	0	1	3
51 Carlos Ruiz, R (1, 2) OBP: 0.429, SLG: 0.364	B FF 92 F FF 92 B SL 85 F FF 91 X SL 85 2-2 26 E 2B		C FF 91 B SI 92 B SI 91 B FF 90 F FF 90 B FF 92 4-2 6 WP 6 HR BB		C FF 88 B CH 86 F FF 90 B CU 75 B CH 84 X FF 90 3-2 3 1B 1B		B FC 88 F FF 90 B CH 79 F FF 90 B SL 79 X FF 91 3-2 F9		B FF 92 B SL 83 C SI 91 F SI 90 B CH 81 X FF 91 3-2 G6-3	4	2	2	0	1	0	0
26 Chase Utley, L (1, 4) OBP: 0.429, SLG: 0.462	B FF 91 S SL 83 B FF 90 S FF 91 X SL 87 2-2 E8 2-H 1B		B FF 91 B FF 91 1 SAFE B FF 91 C FF 89 S FF 90 X FF 91 3-2 F8		B FF 89 X FF 90 1-0 L8		B SI 96 B SI 96 B SI 95 B SI 95 4-0 6 L3 BB			3	0	1	0	1	0	2
6 Ryan Howard, L (1, 10) OBP: 0.357, SLG: 0.615	C FF 90 S CU 75 B SL 85 C FF 91 1-3 K		B CU 77 S SL 84 X SL 86 1-1 1-H HR		S FF 91 S FF 91 S FF 91 0-3 K		B CH 88 S SI 96 X SL 88 1-1 L3 1-1			4	1	1	2	0	2	3
3 Marlon Byrd, R (1, 9) OBP: 0.429, SLG: 0.615	B FF 90 B SL 85 D CH 87 B SI 92 S FF 90 F FF 91 F FF 92 F FF 92 C SL 85 3-3 K		B FF 90 B SL 86 X FF 91 2-0 G6-3		X SI 93 0-0 9 FC6 1-2 1B			B SL 83 F FF 91 S CH 78 B FF 92 S CH 78 2-3 K		4	0	1	0	0	2	1
9 Domonic Brown, L (1, 7) 19 Tony Gwynn Jr., L (9, 7)		C FF 89 B SI 89 S FF 90 F SL 86 S FF 91 1-3 K	F FF 90 F FF 92 S FF 89 0-3 K	S FF 91 B FF 91 F FF 92 X FF 90 1-2 FC6 1-2f				X SI 90 0-0 15 PB 1B	4 0	0 0	1 0	0 0	0 0	2 0	2 0
15 John Mayberry Jr., R (1, 3) OBP: 0.400, SLG: 0.375		F FF 89 B SI 91 B CH 87 X FF 91 2-1 25 1B 1B	B FF 91 C FF 90 F CH 85 F FF 90 B CU 75 B SL 83 B FF 91 4-2 2 FC5 7 CI BB			C SL 78 S FF 90 B SL 79 X CH 80 1-2 G5-3		B SI 90 X SI 89 1-0 G5-3 1-2	3	0	1	0	1	0	1
25 Cody Asche, L (1, 5) OBP: 0.556, SLG: 1.000		C FF 91 X SL 84 0-1 7 G4-3 1-2 1B	1 SAFE F SL 82 F FF 90 F FF 91 C CU 76 0-3 K			C FF 90 X CH 79 0-1 G3-1		B SI 89 D CH 78 C CH 79 C SI 90 X CH 78 2-2 L9	4	0	1	0	0	1	2
7 Jayson Nix, R (1, 6) OBP: 0.286, SLG: 0.286		C FF 92 X FF 91 0-1 G4-3 1-2f	S FF 90 0-1 CI 2 FC5 1-2			B SL 79 F FC 89 B CH 78 X FF 91 2-1 1B			B FF 91 F FF 89 B CH 80 X FF 90 2-1 F9	3	0	1	0	0	0	2
Inning Stats	R: 1 E: 1 K: 3 S: 18 H: 2 LOB: 1 BB: 0 P: 28	R: 0 E: 0 K: 1 S: 10 H: 2 LOB: 1 BB: 0 P: 13	R: 2 E: 0 K: 0 S: 10 H: 1 LOB: 0 BB: 1 P: 20	R: 0 E: 1 K: 2 S: 14 H: 0 LOB: 2 BB: 1 P: 19	R: 0 E: 0 K: 1 S: 11 H: 2 LOB: 2 BB: 0 P: 16	R: 0 E: 0 K: 0 S: 9 H: 1 LOB: 1 BB: 0 P: 14	R: 0 E: 0 K: 0 S: 5 H: 0 LOB: 0 BB: 1 P: 13	R: 0 E: 0 K: 1 S: 8 H: 1 LOB: 1 BB: 0 P: 13	R: 0 E: 0 K: 0 S: 7 H: 0 LOB: 0 BB: 0 P: 12	1B: 7 2B: 2 3B: 0 HR: 1 SF: 0 SAC: 0 DP: 2 HBP: 0						

PITCHER		IP	WLS	BF	H	R	ER	SO	BB	IBB	HBP	BLK	WP	HR	S	P	ERA	WHIP
46 Robbie Ross Jr., L ERA: 3.6	(1, 1)	5.0		24	7	3	2	7	2	0	0	0	1	1	63	96	3.60	1.800
37 Shawn Tolleson, R ERA: 3.86	(6, 1)	1.1		5	1	0	0	0	0	0	0	0	0	0	12	20	0.00	0.750
32 Pedro Figueroa, L ERA: 15.43	(7, 1)	0.2		2	0	0	0	0	1	0	0	0	0	0	2	7	0.00	1.500
19 Seth Rosin, R ERA:	(8, 1)	2.0	W	7	1	0	0	1	0	0	0	0	0	0	15	25	0.00	0.500

PITCHER	IP	WLS	BF	H	R	ER	SO	BB	IBB	HBP	BLK	WP	HR	S	P	ERA	WHIP

Philadelphia Phillies @ Texas Rangers

Globe Life Park in Arlington, Arlington, TX

Wed Apr 02 2014, 8:12 PM - 11:13 PM EDT

Att. 28,218 - Cloudy - 78 F

TOP

livebaseballscorecards.com

AB	34
R	3
H	9
RBI	2
BB	3
SO	8
LOB	16

WP: 1 PA: 38
PB: 1
SB: 0
CS: 0

Batter	1	2	3	4	5	6	7	8	9	AB	R	H	RBI	BB	SO	LOB
17 Shin-Soo Choo, L (1, 7) OBP: 0.467, SLG: 0.273	B SI 87 C SI 88 B CH 81 S SI 89 F SI 89 F FC 88 X CH 81 2-2 1 E 29 E1 1B		B FC 88 F SI 90 C SI 91 F FC 89 B SL 78 C SI 91 2-3 ② K			X SI 88 0-0 E6 1 FC5-4		B FF 93 X FF 92 1-0 ① P6	S FS 85 B FF 91 F FF 91 B FS 85 B FS 85 B FF 90 4-2 1-2 2-3 3-H BB	4	0	1	1	1	1	0
1 Elvis Andrus, R (1, 6) OBP: 0.250, SLG: 0.250	X SI 90 0-0 E7 29 E1 1-3 1B		C SI 90 B SI 91 X FC 87 1-1 ③ G4-3			B SI 89 C SI 88 1 SAFE C SI 89 B SI 90 X SI 90 2-2 ① FC5-4 1-2f		F FF 94 B FF 94 X FF 94 1-1 ② G4-3		4	0	1	0	0	0	1
84 Prince Fielder, L (1, 3) OBP: 0.286, SLG: 0.250	C SI 89 B SI 90 F FC 88 F FC 88 D SL 80 S FC 87 2-3 ① K			B SI 89 F FC 86 B SI 89 B CH 82 B SI 88 4-1 29 FC6-4 BB		S CH 82 S CH 82 C SI 89 0-3 ② K		C FF 94 B FF 91 B FF 95 S FF 94 X FF 96 2-2 ③ G6-3		3	0	0	0	1	2	3
29 Adrian Beltré, R (1, 5) OBP: 0.500, SLG: 0.583	B FC 87 B FC 87 X FC 87 2-0 ② E1 2-3 3-H			C FC 86 B SI 89 B SI 90 X SI 90 2-1 ① FC6-4 1B 1-2f		1 SAFE X SI 89 0-0 ③ F8			C FF 92 F FF 91 X FF 92 0-2 18 2B 35 1B 1B	4	1	1	0	0	0	4
Alex Rios, R (1, 9) OBP: 0.462, SLG: 0.750	B FC 87 B SI 91 C FC 88 S CH 82 F SI 91 D SL 79 X CH 82 3-2 ③ F8			B SI 90 F FC 90 X FC 87 1-1 18 G4-6-3 1-2 1B			B CH 80 B SI 89 X SI 90 2-0 ① F8		C FF 90 B FF 92 F SL 77 S FF 92 1-3 ① K	4	0	1	0	0	1	3
18 Mitch Moreland, L (1, 10) OBP: 0.300, SLG: 0.600		C SI 88 F CH 82 B SL 78 X SI 89 1-2 ① L9		C CH 83 X SI 91 0-1 ② ③ G4-6-3 1-2f			C SI 89 B FC 87 S CH 82 B SI 91 X CH 82 2-2 2 1B 3B		X FF 91 0-0 35 1B 2 1B 1-3 2B	4	2	2	0	0	0	2
7 J.P. Arencibia, R (1, 2) OBP: 0.250, SLG: 0.286 35 James Adduci, L (9, PH) OBP: 1.000, SLG: 1.000		C SI 90 C FC 86 S SI 90 0-3 ② K	C SI 90 F SL 78 X FC 87 0-2 ① L8				B SI 91 F SI 91 B SI 90 F SI 91 X CH 84 2-2 ② G5-3		F FF 92 X FS 86 0-1 2 1B 17 BB 2-3 3-H 1B	3 1	0 1	0 1	0 1	1 0	1 0	1 0
2 Leonys Martin, L (1, 8) OBP: 0.538, SLG: 0.455		X SI 90 0-0 ③ F7	B SI 89 B SI 89 C SI 88 X SI 89 2-1 ② L8				C CH 82 B SI 91 D SL 79 X SI 90 2-1 3-H 1B		X FS 88 0-0 17 BB 16 DI 1-3 3-H 1B	4	0	2	2	0	0	0
12 Josh Wilson, R (1, 4) OBP: 0.400, SLG: 0.600 15 Michael Choice, R (7, PH) OBP: 0.250, SLG: 0.250 16 Donnie Murphy, R (8, 4) OBP: 0.400, SLG: 0.250			C SI 89 F FC 86 B SI 90 X SI 90 1-2 ① L1			C SI 90 B CH 81 B CH 81 F SI 90 X SI 90 2-2 ③ G1-3	C SI 90 X CH 82 0-1 ③ FC9		B FF 90 B FF 90 B SL 76 B FF 90 4-0 17 BB 1-2 BB	2 1 0	0 0 0	0 0 0	0 0 0	0 0 1	0 1 0	0 0 0
Inning Stats	R: 0 E: 2 K: 1 S: 15 H: 2 LOB: 2 BB: 0 P: 24	R: 0 E: 0 K: 1 S: 7 H: 0 LOB: 0 BB: 0 P: 8	R: 0 E: 0 K: 1 S: 9 H: 0 LOB: 0 BB: 0 P: 13	R: 0 E: 0 K: 0 S: 7 H: 1 LOB: 1 BB: 1 P: 14	R: 0 E: 0 K: 0 S: 8 H: 0 LOB: 0 BB: 0 P: 12	R: 0 E: 1 K: 1 S: 8 H: 0 LOB: 1 BB: 0 P: 10	R: 1 E: 0 K: 0 S: 11 H: 2 LOB: 1 BB: 0 P: 19	R: 0 E: 0 K: 0 S: 6 H: 0 LOB: 0 BB: 0 P: 10	R: 3 E: 0 K: 1 S: 12 H: 4 LOB: 3 BB: 2 P: 21	1B: 7 2B: 1 3B: 1 HR: 0	SF: 0 SAC: 0 DP: 1 HBP: 0					WP: 0 PB: 0 SB: 0 CS: 0	PA: 37

PITCHER		IP	WLS	BF	H	R	ER	SO	BB	IBB	HBP	BLK	WP	HR	S	P	ERA	WHIP
38 Kyle Kendrick, R ERA: 1.29	(1, 1)	7.0		27	5	1	1	4	1	0	0	0	0	0	65	100	1.29	0.857
43 Mario Hollands, L ERA: 6.75	(8, 1)	1.0	H	3	0	0	0	0	0	0	0	0	0	0	6	10	0.00	0.000
58 Jonathan Papelbon, R ERA: 20.25	(9, 1)	0.1	L	7	4	3	3	1	2	0	0	0	0	0	12	21	81.00	18.000

PITCHER	IP	WLS	BF	H	R	ER	SO	BB	IBB	HBP	BLK	WP	HR	S	P	ERA	WHIP

BOTTOM

Philadelphia Phillies @ Texas Rangers

Globe Life Park in Arlington, Arlington, TX

Wed Apr 02 2014, 8:12 PM - 11:13 PM EDT

Att. 28,218 - Cloudy - 78 F

livebaseballscorecards.com

AB	34
R	4
H	9
RBI	4
BB	3
SO	5
LOB	15

Batter	1	2	3	4	5	6	7	8	9	AB	R	H	RBI	BB	SO	LOB
2 Ben Revere, L (1, 8) OBP: 0.316, SLG: 0.316	C FF 88 B FF 89 F FF 88 F FF 90 X FF 92 1-2 ① G6-3		B FF 90 B FF 89 F FF 89 X FC 85 2-1 51 HBP 1B		B CU 69 L FF 88 X FC 84 1-1 ① G1-3		B CU 70 C CU 75 B CU 75 F FC 82 X FF 90 2-2 51 S 26 1B 1B	C SI 88 B SI 88 X KC 77 1-1 1B		5	1	3	0	0	0	0
51 Carlos Ruiz, R (1, 2) OBP: 0.526, SLG: 0.385	B FF 90 B FF 88 B FC 85 B FF 89 4-0 BB		1 SAFE C FC 85 B FF 89 1 SAFE B FC 86 B FC 85 F FC 86 H SI 89 4-2 1-2 HBP		C CH 81 X FC 85 0-1 26 HR 1B		1 SAFE B FF 93 1 SAFE B FF 91 C SL 80 B SL 79 B FF 93 4-1 3 G1-3 26 1B 1-2 BB	1 SAFE B SI 90 C SI 90 1 SAFE S SL 84 D SL 84 X SI 92 2-2 ③ G6-3		2	1	1	0	2	0	1
26 Chase Utley, L (1, 4) OBP: 0.421, SLG: 0.611	C FF 88 X FC 85 0-1 ② F7		B FC 85 B FF 89 C FC 85 B FF 89 T FC 86 X FC 86 3-2 ③ G5-3		X FF 88 0-0 1-H HR		D KC 79 D KC 75 C FF 87 X SL 82 2-1 3 G1-3 1-2 2-H 1B		B SI 90 B SI 91 F SI 91 B SI 92 C SI 90 F SI 93 X SI 91 3-2 ① G4-3	5	1	2	3	0	0	3
3 Marlon Byrd, R (1, 9) OBP: 0.316, SLG: 0.444	F FF 89 F FC 86 B FC 84 X FC 86 1-2 ③ F9			F CH 79 B FC 86 S FC 84 B FF 89 X FC 85 2-2 E5 6 1B 9 1B	C CH 80 C SL 78 S FF 88 0-3 ② K		F FF 87 X CH 82 0-1 ② G1-3 1-2 2-3		B SL 83 X SI 92 1-0 ② G6-3	5	1	0	0	0	1	3
6 Ryan Howard, L (1, 3) OBP: 0.368, SLG: 0.529		S FC 84 F FC 85 B FC 87 S FF 90 1-3 ① K		X FC 83 0-0 25 F8 9 1B 1-3 1B	S SL 78 X FC 84 0-1 ③ G5-3		S KC 77 D KC 77 C FF 88 F KC 77 B FF 88 X KC 76 2-2 ③ F8		B SI 92 F SI 90 B SI 92 B SI 92 F SI 92 B SI 92 4-2 9 2B BB	4	1	1	0	1	1	2
9 Domonic Brown, L (1, 7) OBP: 0.333, SLG: 0.400		B SL 78 S FC 86 F FF 89 X FC 86 1-2 ② G4-3		F SL 79 C FF 88 B FC 84 X FC 84 1-2 27 FC4 3-H 1B		B CU 71 B SL 76 X FC 84 2-0 ① G4-3		B FF 86 B FF 88 C FF 87 B KC 77 F FF 87 F KC 80 X SI 88 3-2 15 HR 1B	B SI 92 B SI 91 T SI 92 F SI 92 D SL 82 X SI 91 3-2 1-H 2B	5	1	3	2	0	0	0
7 Jayson Nix, R (1, 6) OBP: 0.167, SLG: 0.167		C CH 81 S FC 86 B FF 91 S FC 86 1-3 ③ K		C CH 80 S FC 85 S FC 86 0-3 ① K		F FC 84 B CH 82 B CH 80 C FC 86 B FC 86 F FC 84 C FF 90 3-3 ② K		B CH 80 1 SAFE X FF 86 1-0 ① B1	B SI 92 B SI 91 F SI 92 X SI 92 2-1 ③ G6-3	5	0	0	0	0	3	4
25 Cody Asche, L (1, 5) OBP: 0.385, SLG: 0.667			B FC 87 S FC 84 S FC 85 F FF 90 F FF 91 B SL 80 B FC 86 S FC 85 3-3 ① K	X FF 88 0-0 ② F8 2-3		S SL 78 X SL 78 0-1 ③ G4-3		1 SAFE 1 SAFE C FF 87 B SI 88 F SI 88 B SL 84 C SI 88 2-3 ② K		4	0	0	0	0	2	3
27 Roberto Hernandez, R (1, 1) 63 Jake Diekman, R (6, 1) 19 Tony Gwynn Jr., L (7, PH) 30 Justin De Fratus, S (7, 1) 15 John Mayberry Jr., R (8, PH) OBP: 0.455, SLG: 0.778 59 Antonio Bastardo, R (8, 1) 43 Mario Hollands, L (9, 1) 52 Jeff Manship, R (9, 1)			B SI 88 B SI 87 C FF 87 F SI 88 C FF 90 2-3 ② K	X FF 87 0-0 ③ FC4 1-2f			S FC 85 F FC 84 S SL 77 0-3 ① K	1 SAFE B CH 86 D CH 82 C SI 87 C SI 88 X FF 88 2-2 1-H HR		2 0 1 0 1 0 0 0	0 0 0 0 1 0 0 0	0 0 0 0 2 0 0 0	0 0 0 0 0 0 0 0	1 0 1 0 0 0 0 0	2 0 0 0 0 0 0 0

Inning Stats	1	2	3	4	5	6	7	8	9
	R: 0 E: 0 K: 0 S: 9	R: 0 E: 0 K: 2 S: 9	R: 0 E: 0 K: 2 S: 15	R: 1 E: 1 K: 1 S: 12	R: 2 E: 0 K: 1 S: 10	R: 0 E: 0 K: 1 S: 7	R: 1 E: 0 K: 1 S: 15	R: 2 E: 0 K: 1 S: 16	R: 1 E: 0 K: 0 S: 12
	H: 0 LOB: 1 BB: 1 P: 15	H: 0 LOB: 0 BB: 0 P: 12	H: 1 LOB: 2 BB: 0 P: 29	H: 2 LOB: 2 BB: 0 P: 15	H: 2 LOB: 0 BB: 0 P: 11	H: 0 LOB: 0 BB: 0 P: 12	H: 2 LOB: 2 BB: 1 P: 25	H: 3 LOB: 1 BB: 0 P: 27	H: 1 LOB: 1 BB: 1 P: 25

PITCHER		IP	WLS	BF	H	R	ER	SO	BB	IBB	HBP	BLK	WP	HR	S	P	ERA	WHIP
37 Travis Wood, L ERA: 4.26	(1, 1)	6.1	L	28	6	4	3	8	1	0	1	0	0	1	68	102	4.26	1.105
56 Héctor Rondón, R ERA:	(7, 1)	0.0		1	0	0	0	0	1	0	0	0	0	0	1	5	∞	∞
53 Wesley Wright, L ERA: 5.4	(7, 1)	1.1		8	4	2	2	1	0	0	0	0	0	1	21	34	13.50	3.000
63 Brian Schlitter, R ERA: 3.38	(8, 1)	1.1		6	1	1	1	0	1	0	0	0	0	0	15	30	6.75	1.500

PITCHER	IP	WLS	BF	H	R	ER	SO	BB	IBB	HBP	BLK	WP	HR	S	P	ERA	WHIP

TOP

Philadelphia Phillies @ Chicago Cubs

Wrigley Field, Chicago, IL

Fri Apr 04 2014, 1:25 PM - 4:39 PM CDT

Att. 38,283 - Overcast - 38 F

livebaseballscorecards.com

AB	39
R	7
H	11
RBI	7
BB	3
SO	9
LOB	18

1B: 8	SF: 0	WP: 0	PA: 43
2B: 1	SAC: 0	PB: 0	
3B: 0	DP: 0	SB: 1	
HR: 2	HBP: 1	CS: 0	

Batter	1	2	3	4	5	6	7	8	9	AB	R	H	RBI	BB	SO	LOB
64 Emilio Bonifácio, S (1, 8) OBP: 0.619, SLG: 0.684	B FF 90 B FF 89 C SI 90 S SI 90 B SI 91 S SI 90 3-3 ① K		T CH 82 B FF 90 X CH 82 1-1 ② L8		B SI 89 X SI 90 1-0 ③ G4-3			C FF 90 B FF 90 B FF 91 B FF 88 B FF 90 4-1 13 G4-3 1-2 BB		3	0	0	0	1	1	1
13 Starlin Castro, R (1, 6) OBP: 0.167, SLG: 0.118	C FF 91 B CH 86 B CH 84 C SI 89 S SI 91 2-3 ② K		X SL 82 0-0 2-H 1B			B SI 89 S SI 89 S SI 89 S SI 89 1-3 ① K		C FF 89 B FF 90 C FF 90 X SL 80 1-2 ②③ G4-3 1-2f		4	0	1	1	0	2	2
44 Anthony Rizzo, L (1, 3) OBP: 0.250, SLG: 0.294	X SI 91 0-0 ③ F8		X FF 90 0-0 ③ P4			B SI 92 B SL 80 C SI 93 C SI 94 F SL 82 B SI 94 X SI 94 3-2 ② L7			C FF 89 B FF 90 B SL 80 F FF 89 X FF 90 2-2 ① G4-3	4	0	0	0	0	0	1
19 Nate Schierholtz, L (1, 9) OBP: 0.200, SLG: 0.200 63 Brian Schlitter, R (8, 1) 20 Justin Ruggiano, R (9, PH)		B SI 90 X SI 91 1-0 ① L8	C SL 81 X FF 90 0-1 ① F9			F SI 92 C SL 80 B SL 80 B SL 82 T SI 94 2-2 ③ K			B FF 91 C FF 91 C FF 90 B SL 79 C FF 90 2-3 ② K	3 0 1	0 0 0	0 0 0	0 0 0	0 0 0	1 0 1	0 0 0
24 Luis Valbuena, L (1, 5) OBP: 0.538, SLG: 0.333 30 Mike Olt, R (9, PH) OBP: 0.125, SLG: 0.500		B FF 90 B SI 90 B FF 91 C FF 90 X SI 90 3-1 ② P2	B SI 90 B SL 82 B CH 83 C FF 90 B SI 90 4-1 BB				C FF 89 B FF 89 B FF 89 X FF 89 2-1 ① F8		B FF 88 X CH 86 1-0 ③ G6-3	2 1	0 0	0 0	0 0	1 0	0 0	0 0
5 Welington Castillo, R (1, 2) OBP: 0.214, SLG: 0.385		B FF 92 X FF 90 1-0 HR	C SL 82 B SI 89 X SI 90 1-1 ② L6				B FF 89 F FF 89 B SL 79 F SL 79 X FF 90 2-2 ② F9			3	1	1	1	0	0	1
6 Ryan Sweeney, L (1, 7) OBP: 0.250, SLG: 0.100 (7, 9)		B SI 90 C CH 84 C SL 83 B FF 91 S CH 84 2-3 ③ K	B SI 91 B SI 90 B SI 90 C FF 90 F SI 90 F SI 89 X CH 83 3-2 ③ G4-3				F FF 89 S SL 80 B SL 79 S FF 90 1-3 ③ K			3	0	0	0	0	2	1
15 Darwin Barney, R (1, 4) OBP: 0.417, SLG: 0.222			C FF 88 C CH 82 B SL 81 F SI 90 X CH 82 1-2 37 SH1-4 13 1B 1B		C FF 90 B SI 90 S SI 90 F SI 90 B SI 89 F SI 90 X SI 89 2-2 ① L7			B FF 87 B FF 89 B FF 89 B FF 89 4-0 64 BB BB		2	1	1	0	1	0	0
37 Travis Wood, R (1, 1) 56 Héctor Rondón, R (7, 1) 53 Wesley Wright, R (7, 1) 21 Junior Lake, R (7, 7) OBP: 0.286, SLG: 0.357			L FF 88 1 SAFE L SI 89 X FF 88 0-2 ① SH1-4 1-2		B SI 89 F SI 89 C SL 82 S CH 83 1-3 ② K			C SL 79 D FF 89 S FF 90 F FF 90 C SL 80 1-3 ① K		1 0 0 1	0 0 0 0	0 0 0 0	0 0 0 0	1 0 0 1	0 0 0 1	0 0 0 1
Inning Stats	R: 0 E: 0 K: 2 S: 7 H: 0 LOB: 0 BB: 0 P: 12	R: 1 E: 0 K: 1 S: 7 H: 1 LOB: 0 BB: 0 P: 14	R: 1 E: 0 K: 0 S: 11 H: 2 LOB: 1 BB: 0 P: 13	R: 0 E: 0 K: 0 S: 9 H: 0 LOB: 1 BB: 1 P: 17	R: 0 E: 0 K: 1 S: 9 H: 0 LOB: 0 BB: 0 P: 13	R: 0 E: 0 K: 2 S: 10 H: 0 LOB: 0 BB: 0 P: 16	R: 0 E: 0 K: 1 S: 8 H: 0 LOB: 0 BB: 0 P: 13	R: 0 E: 0 K: 1 S: 8 H: 0 LOB: 1 BB: 2 P: 18	R: 0 E: 0 K: 1 S: 7 H: 0 LOB: 0 BB: 0 P: 12	1B: 2 2B: 0 3B: 0 HR: 1	SF: 0 SAC: 1 DP: 1 HBP: 0					WP: 0 PB: 0 SB: 0 CS: 0	PA: 32

BOTTOM

Philadelphia Phillies @ Chicago Cubs

Wrigley Field, Chicago, IL

Fri Apr 04 2014, 1:25 PM - 4:39 PM CDT

Att. 38,283 - Overcast - 38 F

livebaseballscorecards.com

AB	28
R	2
H	3
RBI	2
BB	3
SO	9
LOB	7

PITCHER		IP	WLS	BF	H	R	ER	SO	BB	IBB	HBP	BLK	WP	HR	S	P	ERA	WHIP
27 Roberto Hernandez, R ERA: 3.38	(1, 1)	5.1	W	20	3	2	2	5	1	0	0	0	0	1	46	73	3.38	0.750
63 Jake Diekman, L ERA: 10.13	(6, 1)	0.2	H	2	0	0	0	1	0	0	0	0	0	0	7	12	0.00	0.000
30 Justin De Fratus, R ERA:	(7, 1)	1.0	H	3	0	0	0	1	0	0	0	0	0	0	8	13	0.00	0.000
59 Antonio Bastardo, L ERA:	(8, 1)	1.0		4	0	0	0	1	2	0	0	0	0	0	8	18	0.00	2.000
43 Mario Hollands, L ERA: 4.5	(9, 1)	0.2		2	0	0	0	1	0	0	0	0	0	0	6	10	0.00	0.000

PITCHER		IP	WLS	BF	H	R	ER	SO	BB	IBB	HBP	BLK	WP	HR	S	P	ERA	WHIP
52 Jeff Manship, R ERA:	(9, 1)	0.1		1	0	0	0	0	0	0	0	0	0	0	1	2	0.00	0.000

Batter	1	2	3	4	5	6	7	8	9	AB	R	H	RBI	BB	SO	LOB
2 Ben Revere, L (1, 8) OBP: 0.292, SLG: 0.292	C FC 90 X SI 92 0-1 ① G4-3		D FF 94 F FF 93 S FF 94 F FF 95 B FC 92 B FF 93 X SI 92 3-2 ① F7		C FC 93 X SI 94 0-1 11 S 1B		C SL 83 B FF 94 C SL 82 F SL 85 C SI 95 1-3 ③ K		C SL 84 X FF 94 0-1 ③ G4-3	5	0	1	0	0	1	1
11 Jimmy Rollins, S (1, 6) OBP: 0.143, SLG: 0.357	B FF 93 X FC 92 1-0 ② P6		C SL 86 X FC 92 0-1 ②③ G3-6-1 1-2f		B FF 93 F FC 91 C FF 94 S FC 91 1-3 ③ K 1-2			C SI 87 B CH 79 C CH 79 C SL 82 1-3 ① K		4	0	0	0	0	2	2
26 Chase Utley, L (1, 4) OBP: 0.522, SLG: 0.857	C FF 92 B FC 89 X FF 93 1-1 HR			B SL 84 C SL 82 B FS 86 C SL 84 F SI 94 F SL 84 B FF 94 B SL 83 4-2 6 1B 9 1B BB		S SI 94 S FS 85 X FS 84 1-2 6 G6-3 1B		C SL 79 B FC 87 B FS 80 X SL 80 2-1 9 BB 2B		3	2	3	1	1	0	0
6 Ryan Howard, L (1, 3) OBP: 0.391, SLG: 0.500	C SI 93 B SI 92 B FS 86 T FF 93 B SI 93 F FF 93 F FF 94 B FS 86 4-2 BB			B SI 92 1 SAFE 1 SAFE F FF 92 1 SAFE F SI 93 B FC 90 X SI 92 2-2 21 G5-3 9 1B 1-2 1B		1 SAFE F FC 90 X SI 93 0-1 ① G6-3 1-2		C FF 87 F SL 79 S SL 80 0-3 ② K		3	0	1	0	1	1	2
3 Marlon Byrd, R (1, 9) OBP: 0.304, SLG: 0.381	C FF 93 B SL 84 F FF 92 T FF 93 1-2 ③ K			S FF 93 F FF 93 B FC 93 X FF 94 1-2 ① F4		B SL 84 F SI 93 B SL 84 F SI 92 F FF 92 S SL 84 2-3 ② K		I IN 68 I IN 68 I IN 69 I IN 69 4-0 9 BB IBB		3	0	0	0	1	2	4
9 Domonic Brown, L (1, 7) OBP: 0.421, SLG: 0.412		B FF 93 X SI 93 1-0 ① F7		X FF 93 0-0 1-2 2-H 1B		I IN 68 I IN 72 I IN 74 I IN 72 4-0 IBB		S SL 79 D SL 79 B FC 87 F SL 80 D SL 81 B SL 81 4-2 21 FC6-4 1-2 2-3 BB		2	0	1	1	2	0	0
21 Wil Nieves, R (1, 2)		C SI 93 C SL 84 X FC 92 0-2 ② G4-3		X FF 92 0-0 ②③ G5-3 2-3f		D SL 84 B SL 84 F SI 93 S SL 82 S SL 83 2-3 ③ K		S SL 83 F SL 88 X SL 85 0-2 ③ FC6-4 1-2f		4	0	0	0	0	1	7
25 Cody Asche, L (1, 5) OBP: 0.294, SLG: 0.500		C FF 93 B FF 93 C FC 91 F SL 86 F FF 94 B SI 94 F FS 85 B SI 94 S FF 94 3-3 ③ K		C SL 82 X SI 93 0-1 ① F7			C SL 81 S FS 84 S FS 85 0-3 ① K		S SL 82 S SL 82 F SL 85 B FF 92 B SL 83 B FF 93 X SL 82 3-2 ① F9	4	0	0	0	0	2	0
33 Cliff Lee, L (1, 1) OBP: 0.333, SLG: 0.333 63 Jake Diekman, R (8, 1) 16 César Hernández, S (9, PH) OBP: 0.500, SLG: 0.750 58 Jonathan Papelbon, R (9, 1)			C FF 93 C SI 93 B FC 92 B FF 94 F FF 93 B FF 94 X FF 93 3-2 11 G3-6-1 1B		X FF 94 0-0 ② F7		C SL 82 S SL 85 B FF 94 B FS 83 B FC 93 F SI 93 C SL 82 3-3 ② K		S CU 78 B FF 92 F SL 83 B FF 92 C FF 94 2-3 ② K	3 0 1 0	0 0 0 0	1 0 0 0	0 0 0 0	0 0 1 0	1 0 0 0	0 0 0 0

Inning Stats	1	2	3	4	5	6	7	8	9
	R: 1 E: 0 K: 1 S: 12	R: 0 E: 0 K: 1 S: 10	R: 0 E: 0 K: 0 S: 10	R: 1 E: 0 K: 0 S: 12	R: 0 E: 0 K: 1 S: 8	R: 0 E: 0 K: 2 S: 12	R: 0 E: 0 K: 3 S: 11	R: 0 E: 0 K: 2 S: 13	R: 0 E: 0 K: 1 S: 9
	H: 1 LOB: 1 BB: 1 P: 19	H: 0 LOB: 0 BB: 0 P: 14	H: 1 LOB: 0 BB: 0 P: 16	H: 2 LOB: 1 BB: 1 P: 19	H: 1 LOB: 1 BB: 0 P: 9	H: 1 LOB: 2 BB: 1 P: 21	H: 0 LOB: 0 BB: 0 P: 15	H: 1 LOB: 3 BB: 2 P: 24	H: 0 LOB: 0 BB: 0 P: 14

PITCHER		IP	WLS	BF	H	R	ER	SO	BB	IBB	HBP	BLK	WP	HR	S	P	ERA	WHIP
29 Jeff Samardzija, R ERA: 1.29	(1, 1)	7.0	L	28	6	2	2	8	2	1	0	0	0	1	75	113	2.57	1.143
40 James Russell, L ERA: 4.5	(8, 1)	0.2		5	1	0	0	2	1	1	0	0	0	0	10	21	0.00	3.000
52 Justin Grimm, R ERA:	(8, 1)	1.1		4	0	0	0	1	0	0	0	0	0	0	12	17	0.00	0.000

PITCHER	IP	WLS	BF	H	R	ER	SO	BB	IBB	HBP	BLK	WP	HR	S	P	ERA	WHIP

TOP

Philadelphia Phillies @ Chicago Cubs

Wrigley Field, Chicago, IL

Sat Apr 05 2014, 1:22 PM - 4:15 PM CDT

Att. 30,651 - Sunny - 39 F

livebaseballscorecards.com

AB	32
R	2
H	7
RBI	2
BB	5
SO	11
LOB	16

1B: 5	SF: 0	WP: 0	PA: 37
2B: 1	SAC: 0	PB: 0	
3B: 0	DP: 2	SB: 1	
HR: 1	HBP: 0	CS: 0	

BOTTOM

Philadelphia Phillies @ Chicago Cubs

Wrigley Field, Chicago, IL

Sat Apr 05 2014, 1:22 PM - 4:15 PM CDT

Att. 30,651 - Sunny - 39 F

Batter	1	2	3	4	5	6	7	8	9	AB	R	H	RBI	BB	SO	LOB
64 Emilio Bonifácio, S (1, 8) OBP: 0.577, SLG: 0.625	C SI 88 B SI 88 B FC 86 C SI 88 C FC 86 2-3 K ①		B FF 87 X FC 85 1-0 13 G6-4-3 1B 1-2		L CU 72 X FC 86 0-1 13 1B 1B		C FF 89 D SI 90 F SI 90 C FC 86 1-3 K ②		C FF 88 B FF 89 S FF 90 F FF 90 F FF 91 B FF 89 F FS 84 F FF 90 S FF 90 2-3 K ③	5	0	2	0	0	3	1
13 Starlin Castro, R (1, 6) OBP: 0.273, SLG: 0.238	B SI 90 B CH 84 C SI 88 X FC 86 2-1 44 1B 1B		B FF 88 C SI 88 F FC 86 F SI 89 X CH 83 1-2 G6-4-3 ① ② 1-2f 2-3		B FC 84 C SI 89 F SI 89 X FC 86 1-2 20 FC6-4 1B 1-2		B SI 90 S SI 89 X SI 89 1-1 1B 1-3			4	0	3	0	0	0	2
20 Justin Ruggiano, R (1, 9) 40 James Russell, L (8, 1) 52 Justin Grimm, R (8, 1)	X SI 88 0-0 F9 ②		B FF 89 X FC 86 1-0 G6-3 ③		B SI 88 C SI 88 X FC 84 1-1 FC6-4 ③ 1-2f		F SI 89 B FC 87 F SI 89 S FC 86 1-3 K ③			4 0 0	0 0 0	0 0 0	0 0 0	0 0 0	1 0 0	6 0 0
44 Anthony Rizzo, L (1, 3) OBP: 0.292, SLG: 0.333	C FC 86 F SI 89 X SL 79 0-2 21 FC4 1B 1-2			C CU 71 B FF 89 C SI 88 F SI 88 X SI 89 1-2 G2-3 ①		L FF 87 C FC 84 B SI 89 X SI 89 1-2 21 FC6-4 1B 1B		B SI 94 C SI 94 F SI 94 F SL 82 X SI 94 1-2 F7 ①		4	0	2	0	0	0	0
21 Junior Lake, R (1, 7) OBP: 0.333, SLG: 0.412	C FC 86 B SI 89 S CH 83 F SI 89 X FC 86 1-2 FC4 ③ 1-2f			B FC 85 F SI 88 F FC 86 B SI 88 X SI 89 2-2 30 G1 2B		B FC 84 X FF 87 1-0 FC6-4 ① 1-2f		B SI 95 B SI 94 B SI 93 C SI 93 B SI 94 4-1 30 FC1-6 BB		3	0	1	0	1	0	3
30 Mike Olt, R (1, 5) OBP: 0.083, SLG: 0.333		B SI 88 T SI 88 F FC 85 B CH 80 X CH 82 2-2 G5-3 ①		C FC 85 B SI 89 B FF 88 2 SAFE X CH 82 2-1 G1 ② 2-3		C FF 88 X FF 89 0-1 F9 ②		X SI 93 0-0 FC1-6 ② 1-2f		4	0	0	0	0	0	3
5 Welington Castillo, R (1, 2) OBP: 0.167, SLG: 0.294		C SI 88 B FF 88 S FC 85 B FF 89 F CH 83 X FC 85 2-2 F9 ②		B FF 88 C CH 82 B FC 84 F CH 81 S FC 85 2-3 K ③		C FF 89 C FF 89 C FF 90 0-3 K ③		F SI 95 B SI 94 X SI 96 1-1 G5-3 ③		4	0	0	0	0	2	3
15 Darwin Barney, R (1, 4) OBP: 0.333, SLG: 0.167 51 Ryan Kalish, L (9, PH)		C SI 89 B FC 85 F FC 85 B SI 89 B FC 86 C SI 88 3-3 K ③			C FF 88 X FC 85 0-1 G6-3 ①		C SI 88 X SI 89 0-1 F9 ①		C FF 90 B FS 86 B FF 90 S FF 90 F FF 91 F FF 89 X FF 90 2-2 P4 ①	3 1	0 0	0 0	0 0	0 0	1 0	0 0
29 Jeff Samardzija, R (1, 1) OBP: 0.200, SLG: 0.200 19 Nate Schierholtz, L (7, PH) OBP: 0.235, SLG: 0.235 (8, 9)			X FF 88 0-0 13 G6-4-3 64 1B 1B		B SI 88 X SI 89 1-0 F9 ②		C FF 88 F FC 84 X FC 86 0-2 13 1B 1B		B FS 86 X FF 89 1-0 G6-3 ②	2 2	0 0	1 1	0 0	0 0	0 0	0 0

Inning Stats	1	2	3	4	5	6	7	8	9
	R: 0 E: 0 K: 1 S: 13 H: 2 LOB: 2 BB: 0 P: 18	R: 0 E: 0 K: 1 S: 10 H: 0 LOB: 0 BB: 0 P: 17	R: 0 E: 0 K: 0 S: 7 H: 2 LOB: 1 BB: 0 P: 10	R: 0 E: 0 K: 1 S: 12 H: 1 LOB: 1 BB: 0 P: 19	R: 0 E: 0 K: 0 S: 10 H: 2 LOB: 2 BB: 0 P: 13	R: 0 E: 0 K: 1 S: 9 H: 1 LOB: 1 BB: 0 P: 11	R: 0 E: 0 K: 2 S: 13 H: 2 LOB: 2 BB: 0 P: 16	R: 0 E: 0 K: 0 S: 8 H: 0 LOB: 1 BB: 1 P: 14	R: 0 E: 0 K: 1 S: 13 H: 0 LOB: 0 BB: 0 P: 18

	AB	36
	R	0
	H	10
	RBI	0
	BB	1
	SO	7
	LOB	18

	1B: 9	SF: 0
	2B: 1	SAC: 0
	3B: 0	DP: 1
	HR: 0	HBP: 0

	WP: 0	PA: 37
	PB: 0	
	SB: 0	
	CS: 0	

livebaseballscorecards.com

PITCHER		IP	WLS	BF	H	R	ER	SO	BB	IBB	HBP	BLK	WP	HR	S	P	ERA	WHIP
33 Cliff Lee, L ERA: 6.0	(1, 1)	7.0	W	30	10	0	0	6	0	0	0	0	0	0	74	104	0.00	1.429
63 Jake Diekman, L ERA: 7.36	(8, 1)	1.0	H	4	0	0	0	0	1	0	0	0	0	0	8	14	0.00	1.000
58 Jonathan Papelbon, R ERA: 11.57	(9, 1)	1.0	S	3	0	0	0	1	0	0	0	0	0	0	13	18	0.00	0.000

PITCHER	IP	WLS	BF	H	R	ER	SO	BB	IBB	HBP	BLK	WP	HR	S	P	ERA	WHIP

Philadelphia Phillies @ Chicago Cubs

Wrigley Field, Chicago, IL

Sun Apr 06 2014, 1:24 PM - 4:36 PM CDT

Att. 26,712 - Overcast - 47 F

TOP

livebaseballscorecards.com

Batter	1	2	3	4	5	6	7	8	9	AB	R	H	RBI	BB	SO	LOB
2 Ben Revere, L (1, 8) OBP: 0.310, SLG: 0.286	B FF 85 C FF 86 F FF 88 X CU 77 1-2 G3		B CU 72 X CH 79 1-0 P3		C FF 87 C SI 86 X SL 81 0-2 11 1B 11 S 26 G1-6-3 1B		C FF 91 X FC 89 0-1 G5-3		C SI 91 B FS 82 B CU 74 B FS 81 B SI 90 4-1 26 BB 11 FC5 6 WP 1-2 2-3 BB	4	2	1	0	1	0	1
11 Jimmy Rollins, S (1, 6) OBP: 0.211, SLG: 0.368	X FF 87 0-0 6 F8 26 HBP 1B		C CU 71 X CH 82 0-1 F9		1 SAFE 1 SAFE B SI 88 X SI 88 1-0 6 L4-6 26 S 1-3 1B		F FF 92 F FC 89 B FF 94 C FC 90 1-3 K		C FS 82 F FS 84 X CU 76 0-2 FC5 6 WP 26 BB 1-2 2-3f 3-H	5	0	2	1	0	1	3
26 Chase Utley, L (1, 4) OBP: 0.536, SLG: 0.833	1 SAFE C FF 85 1 SAFE C CH 80 H SL 84 1-2 HBP		C FF 88 S SI 89 S SL 82 0-3 K		B CU 75 C CU 76 X CH 82 1-1 G1-6-3 1-2 3-H			B FF 92 C FF 92 X SI 92 1-1 6 G4-3 2B	B FS 84 B CU 73 B SI 91 C SI 92 C SI 92 B CU 75 4-2 6 WP 1-2 2-3 BB	3	0	1	1	1	1	1
6 Ryan Howard, L (1, 3) OBP: 0.321, SLG: 0.400	B SI 86 B SI 87 F CH 81 X CH 82 2-1 F8 2-3			F SL 81 F SL 81 X FF 88 0-2 F7	X SL 81 0-0 L4-6 2-2			B FC 90 X FF 94 1-0 G4-3 2-3	B SI 94 D SI 94 X SI 95 2-0 L7 1-2 2-3 3-H	5	0	0	0	0	0	6
3 Marlon Byrd, R (1, 9) OBP: 0.296, SLG: 0.360	S SL 83 X SL 84 0-1 G1-3			F FF 88 F FF 90 B FF 89 X CH 82 1-2 51 E 9 1B 25 FC1-2 1B		B FF 92 F SI 91 X SI 92 1-1 G6-3		C FF 93 B FC 89 D FF 94 F FF 92 F FF 93 S SI 93 2-3 K		4	0	1	0	0	1	3
9 Domonic Brown, L (1, 7) OBP: 0.435, SLG: 0.429		C FF 86 X CH 81 0-1 1B		C FF 88 B FF 88 B CH 81 S CH 80 X SL 83 2-2 25 FC1-2 51 E 1-2 1B		C SI 92 B SI 90 F SI 91 B SI 92 X SI 92 2-2 L6		S FC 89 F FC 89 X FC 89 0-2 G1-3		4	0	2	0	0	0	1
51 Carlos Ruiz, R (1, 2) OBP: 0.435, SLG: 0.294		B FF 86 B SI 86 F SI 85 F CH 80 X FF 88 2-2 F8		C SI 88 B SI 89 S CU 76 B CH 83 X SI 89 2-2 FC6 25 FC1-2 1-2 2-3		F FF 92 C SI 91 X SI 91 0-2 P3			C SI 91 B CU 73 C CU 72 S CU 74 1-3 K	4	0	0	0	0	1	3
25 Cody Asche, L (1, 5) OBP: 0.333, SLG: 0.474		1 SAFE S CH 79 C CU 74 S SL 82 0-3 K		D CU 74 F CH 81 X CU 77 1-1 FC1-2 1-2 2-3 3-Hf			C FF 92 B SL 79 B SI 91 C FF 92 B SL 79 X FF 92 3-2 16 G3-1 1B		B FS 81 C FS 80 F SI 92 B CU 75 F FS 80 B CU 75 B SI 92 4-2 2 WP 19 BB 11 FC5 BB	3	1	1	0	1	1	4
34 A.J. Burnett, R (1, 1) 31 Brad Lincoln, L (6, 1) 16 César Hernández, S (7, PH) OBP: 0.400, SLG: 0.600 52 Jeff Manship, R (7, 1) 19 Tony Gwynn Jr., L (9, PH)		C FF 85 B FF 88 C FF 87 F SL 80 B SL 83 S FF 88 2-3 K		C SL 81 C FF 89 F SL 83 B SI 89 X SL 84 1-2 F8			C FC 90 X FC 88 0-1 G3-1 1-2		B FS 83 B SI 91 B SI 91 B SI 91 4-0 11 FC5 2 WP 1-2 BB	2 0 1 0 0	0 0 0 0 0	0 0 0 0 0	0 0 0 0 1	0 0 0 0 0	1 0 0 0 0	4 0 1 0 0
Inning Stats	R: 0 E: 0 K: 0 S: 10 H: 1 LOB: 2 BB: 0 P: 14	R: 0 E: 0 K: 2 S: 12 H: 1 LOB: 1 BB: 0 P: 16	R: 0 E: 0 K: 1 S: 6 H: 0 LOB: 0 BB: 0 P: 7	R: 0 E: 1 K: 0 S: 18 H: 2 LOB: 3 BB: 0 P: 25	R: 1 E: 0 K: 0 S: 7 H: 2 LOB: 0 BB: 0 P: 9	R: 0 E: 0 K: 0 S: 8 H: 0 LOB: 0 BB: 0 P: 11	R: 0 E: 0 K: 1 S: 10 H: 1 LOB: 1 BB: 0 P: 14	R: 0 E: 0 K: 1 S: 10 H: 1 LOB: 1 BB: 0 P: 14	R: 2 E: 0 K: 1 S: 13 H: 0 LOB: 2 BB: 4 P: 32	1B: 7 2B: 2 3B: 0 HR: 0 SF: 0 SAC: 0 DP: 1 HBP: 1						

	AB	35
	R	3
	H	8
	RBI	2
	BB	4
	SO	6
	LOB	27

WP: 2 PA: 40
PB: 0
SB: 2
CS: 0

PITCHER		IP	WLS	BF	H	R	ER	SO	BB	IBB	HBP	BLK	WP	HR	S	P	ERA	WHIP
33 Carlos Villanueva, R ERA: 4.26	(1, 1)	5.0	W	22	6	1	1	3	0	0	1	0	0	0	53	71	1.80	1.200
63 Brian Schlitter, R ERA: 2.45	(6, 1)	1.0	H	3	0	0	0	0	0	0	0	0	0	0	8	11	0.00	0.000
56 Héctor Rondón, R ERA:	(7, 1)	2.0		8	2	0	0	2	0	0	0	0	0	0	20	28	0.00	1.000
41 Jose Veras, R ERA: 16.2	(9, 1)	0.2		6	0	2	2	1	4	0	0	0	1	0	12	29	27.00	6.000
46 Pedro Strop, R ERA:	(9, 1)	0.1		1	0	0	0	0	0	0	0	0	1	0	1	3	0.00	0.000

PITCHER	IP	WLS	BF	H	R	ER	SO	BB	IBB	HBP	BLK	WP	HR	S	P	ERA	WHIP

BOTTOM

Philadelphia Phillies @ Chicago Cubs

Wrigley Field, Chicago, IL

Sun Apr 06 2014, 1:24 PM - 4:36 PM CDT

Att. 26,712 - Overcast - 47 F

livebaseballscorecards.com

Batter	1	2	3	4	5	6	7	8	9	AB	R	H	RBI	BB	SO	LOB
64 Emilio Bonifácio, S (1, 4) (8, 8) OBP: 0.548, SLG: 0.571	C SI 90 B SI 90 B KC 79 B FF 91 B SI 91 4-1 51 3B BB	B FF 91 X SI 90 1-0 ② G4-3			C CH 83 B KC 79 X SI 89 1-1 ② G1-3	C KC 80 X SI 90 0-1 1-2 3-H 51 2B 1B		S CH 83 B SI 89 X SI 88 1-1 ② FC4-6 1-2f		4	2	1	1	1	0	1
51 Ryan Kalish, L (1, 7) OBP: 0.444, SLG: 0.714	X SI 91 0-0 1-H 19 SF7 3B	B SI 91 F CH 84 B KC 78 B KC 80 B FF 89 4-1 44 PO BB			B KC 78 B SI 89 F SI 89 B CH 84 B SI 90 4-1 44 1B BB	B SI 91 C KC 78 B KC 79 X SI 90 2-1 1-H 2-H 44 1B 2B		D SI 90 F CH 83 X CH 83 1-1 ③ G3		3	2	2	3	2	0	1
44 Anthony Rizzo, L (1, 3) OBP: 0.357, SLG: 0.375	B KC 80 C CH 84 F KC 78 F SI 91 D KC 81 B CH 86 B SI 92 4-2 19 SF7 13 2B BB	B SI 92 C SI 91 1 SAFE 1-1 ③ PO 1-2	C SI 90 B KC 79 S CH 84 S KC 80 1-3 ① K		X SI 91 0-0 19 BB 1-3 1B	B SI 90 C CH 83 F CU 82 X FF 92 1-2 2-H 1B				3	1	2	1	1	1	0
19 Nate Schierholtz, L (1, 9) OBP: 0.238, SLG: 0.211	X SI 92 0-0 ① SF7 1-2 3-H		B SI 91 S CH 86 B KC 78 C CH 84 X KC 79 2-2 ② G4-3		F KC 80 B KC 80 B SI 91 F SI 91 F KC 81 F CH 85 F KC 80 B SI 91 F SI 91 4-2 B SI 91 1-2 BB	B FF 91 C FF 91 F CH 83 F CU 83 F FF 92 B CH 84 B CU 80 X FF 91 3-2 ③ F7				2	0	0	1	1	0	1
24 Luis Valbuena, L (1, 5) OBP: 0.471, SLG: 0.250	B KC 80 B KC 81 B SI 91 B FF 91 4-0 13 2B 6 SF8 BB		C SI 91 B SI 90 X KC 80 1-1 ③ L7		B CH 85 X SI 91 1-0 ③ F9		C SI 90 F CU 82 B CU 81 C SI 89 1-3 ① K			3	1	0	0	1	1	3
13 Starlin Castro, R (1, 6) OBP: 0.269, SLG: 0.280	X SI 92 0-0 1-3 2-H 2B			B KC 81 B CH 83 F SI 89 B SI 91 X SI 91 3-1 ① G6-3		C SI 90 B KC 80 X KC 78 1-1 ① G5-3	B CU 82 S CU 82 C SI 91 F CH 85 B SI 90 B SI 91 X SI 90 3-2 ② G6-3			4	0	1	1	0	0	0
6 Ryan Sweeney, L (1, 8) OBP: 0.188, SLG: 0.077 15 Darwin Barney, R (8, 4) OBP: 0.333, SLG: 0.167	B SI 91 C KC 76 B SI 91 B SI 91 F SI 93 X SI 91 3-2 ② SF8 3-H			B SI 91 C SI 90 B CH 85 F CH 86 X KC 79 2-2 ② G3	C SI 90 B FF 90 F SI 89 X CH 85 1-2 E8 64 1B	C CH 84 X CU 81 0-1 ③ F8				3 0	1 0	0 0	1 0	0 0	0 0	0 0
12 John Baker, L (1, 2)	C CH 86 B KC 80 B SI 91 F CH 85 X KC 80 2-2 ③ G6-3			B SI 89 X SI 90 1-0 ③ G4-3		B SI 90 L SI 91 H CH 79 2-1 64 1B 51 2B HBP		F SI 88 C SI 88 B SI 89 B CH 84 C SI 91 2-3 ① K		3	1	0	0	0	1	1
33 Carlos Villanueva, R (1, 1) 20 Justin Ruggiano, R (5, PH) 63 Brian Schlitter, R (6, 1) 30 Mike Olt, R (6, PH) OBP: 0.077, SLG: 0.308 56 Hector Rondón, R (7, 1) 21 Junior Lake, R (8, PH) OBP: 0.368, SLG: 0.412 41 Jose Veras, R (9, 1) 46 Pedro Strop, R (9, 1)		F CH 87 C SI 89 S KC 76 0-3 ① K			B CH 88 F FF 89 X SI 89 1-1 ① G6-3	C KC 79 F KC 81 S SI 91 0-3 ② K		C SI 90 B CU 84 B SI 89 B SI 91 B SI 90 4-1 64 FC4-6 BB		1 1 0 1 0 0 0 0	0 0 0 0 0 0 0 0	0 0 0 0 0 0 0 0	0 0 0 0 0 1 0 0	1 0 0 0 0 0 0 0	0 0 0 1 0 0 0 0	0 0 0 2 0 0 0 0
Inning Stats	R: 4 E: 0 K: 0 S: 13 H: 2 LOB: 1 BB: 3 P: 30	R: 0 E: 0 K: 1 S: 6 H: 0 LOB: 0 BB: 1 P: 12	R: 0 E: 0 K: 1 S: 8 H: 0 LOB: 0 BB: 0 P: 12	R: 0 E: 0 K: 0 S: 6 H: 0 LOB: 0 BB: 0 P: 12	R: 0 E: 0 K: 0 S: 13 H: 1 LOB: 3 BB: 2 P: 24	R: 4 E: 1 K: 1 S: 21 H: 3 LOB: 1 BB: 0 P: 31	R: 0 E: 0 K: 1 S: 9 H: 0 LOB: 0 BB: 0 P: 13	R: 0 E: 0 K: 1 S: 8 H: 0 LOB: 1 BB: 1 P: 16		1B: 3 2B: 2 3B: 1 HR: 0 SF: 2 SAC: 0 DP: 0 HBP: 1		WP: 0 PB: 0 SB: 0 CS: 0 PA: 39		

	AB	28
	R	8
	H	6
	RBI	8
	BB	7
	SO	5
	LOB	9

PITCHER		IP	WLS	BF	H	R	ER	SO	BB	IBB	HBP	BLK	WP	HR	S	P	ERA	WHIP
34 A.J. Burnett, R ERA: 3.86	(1, 1)	5.2	L	29	5	8	4	3	6	0	1	0	0	0	59	109	6.35	1.941
31 Brad Lincoln, R ERA:	(6, 1)	0.1		2	1	0	0	0	0	0	0	0	0	0	8	12	0.00	3.000
52 Jeff Manship, R ERA:	(7, 1)	2.0		7	0	0	0	2	1	0	0	0	0	0	17	29	0.00	0.500

PITCHER	IP	WLS	BF	H	R	ER	SO	BB	IBB	HBP	BLK	WP	HR	S	P	ERA	WHIP

Milwaukee Brewers @ Philadelphia Phillies

Citizens Bank Park, Philadelphia, PA

Tue Apr 08 2014, 4:10 PM - 7:42 PM EDT

Att. 45,061 - Partly Cloudy - 62 F

TOP

livebaseballscorecards.com

Batter	1	2	3	4	5	6	7	8	9	AB	R	H	RBI	BB	SO	LOB
27 Carlos Gómez, R (1, 8) OBP: 0.382, SLG: 0.581	B FC 87 F SI 89 F FC 86 S CH 82 1-3 ① **K**		X SI 87 0-0 9 SH, 8 HR, 2B	S CH 79 B SI 88 B FC 85 X FC 85 2-1 ① **P6**		X SL 83 0-0 ① **F8**		B FF 93 X CH 85 1-0 8 HR, 2B	F SI 91 C CU 82 B FF 94 F CU 83 S CU 84 1-3 ③ **K**	6	2	2	0	0	2	1
9 Jean Segura, R (1, 6) OBP: 0.348, SLG: 0.381	B SI 88 F SI 88 C SI 89 X SL 76 1-2 8 CS, 1B		X SI 88 0-0 **SH** 8 HR 2-3	C SI 89 B CH 81 X FC 86 1-1 ② **G6-3**		B FF 93 B FF 93 X FF 93 2-0 16 CS, 1B		H FF 92 1-0 8 HR, HBP		3	2	2	0	0	0	0
8 Ryan Braun, R (1, 9) OBP: 0.269, SLG: 0.600	C SI 89 F SI 90 B CH 84 F FC 86 B SI 90 B FC 86 X SI 90 3-2 ②③ **G6-3** 1-2		S SI 87 1 SAFE D CH 81 S SI 89 X SI 89 1-2 1-H, 3-H, HR	X SI 89 0-0 HR		B SL 85 C SL 84 B FF 91 C FF 91 F SL 84 1 SAFE F CU 76 X FF 93 2-2 ② **F8**		X CU 80 0-0 1-H, 2-H, HR		5	3	3	7	0	0	2
16 Aramis Ramirez, R (1, 5) OBP: 0.367, SLG: 0.400		F FC 85 S CH 81 B CH 82 S SI 90 1-3 ① **K**	B SI 90 F FC 84 B SL 77 C FC 86 X SI 90 2-2 ① **G1-3**	B SI 88 B SI 88 X SI 87 2-0 ③ **G5-3**		1 SAFE C SL 84 F FF 91 B FF 94 1-2 ③ **CS** 1-2	B CH 86 F FF 93 B FF 92 B SL 83 C SL 84 X FF 94 3-2 ① **P4**	B FF 91 F FF 92 S CU 84 B CU 83 X CU 82 2-2 ② **P6**		5	0	0	0	0	1	0
20 Jonathan Lucroy, R (1, 2) OBP: 0.500, SLG: 0.731		C SI 90 B SL 79 B FC 87 X CH 81 2-1 7 1B, 2B	C SI 88 B SI 90 B SI 90 B FC 86 B SI 89 4-1 7 E, 2 1B, BB		B FC 83 B SI 87 C SI 87 X SI 88 2-1 18 FC5-4, 1B		F FF 94 B SI 93 F FF 95 F CU 78 X SL 84 1-2 ② **G6-3**	B FF 93 C FF 93 B CH 86 F FF 92 F FF 92 F CU 83 X CU 82 2-2 **2B**		4	2	3	0	1	0	0
18 Khris Davis, R (1, 7) OBP: 0.321, SLG: 0.464		X FC 86 0-0 ② **G5-3**	F SI 88 C SI 89 S FC 87 0-3 ② **K**		S CH 80 D FC 85 1 SAFE S CH 80 F SL 76 D SI 90 X CH 82 2-2 ① **FC5-4** 7 G5-3 1-2f		B SL 85 B SL 85 C FF 94 X FF 93 2-1 7 E, 1B	B FF 92 F FF 92 B CU 83 X CU 82 2-1 ③ **F8**		5	1	1	0	0	1	4
7 Mark Reynolds, R (1, 3) OBP: 0.368, SLG: 0.529		B FC 86 B SI 89 B FC 87 S FC 86 X SI 91 3-1 2 1B, 1B 2-H	X FC 84 0-0 **E5** 2 1B 1-2	B CH 81 C SI 90 1 SAFE X SI 89 1-1 ② **G5-3** 1-2		X FF 92 0-0 **E8** 1-H			X SI 91 0-0 2B	5	0	2	1	0	0	2
2 Scooter Gennett, L (1, 4) OBP: 0.389, SLG: 0.471 Rickie Weeks Jr., R (7, PH) OBP: 0.091, SLG: 0.091 13 Will Smith, R (7, 1) 53 Brandon Kintzler, R (8, 1) 24 Lyle Overbay, L (9, PH) OBP: 0.200, SLG: 0.154 29 Jim Henderson, L (9, 1)		B SI 89 B SI 89 C SI 89 X SI 89 2-1 1-2 1B	C SL 75 X FC 85 0-1 1-3 2-H 1B	I IN 67 I IN 67 I IN 66 I IN 64 4-0 26 FC6, IBB		C FF 92 B FF 92 F FF 92 B FF 93 X SL 80 2-2 ③ **F9**			S FF 92 F FF 93 B CU 84 S CH 85 1-3 ① **K**	2 1 0 0 1 0	0 0 0 0 0 0	2 0 0 0 0 0	1 0 0 0 0 0	1 0 0 0 1 0	0 1 0 0 1 0	0 1 0 0 1 0
26 Kyle Lohse, R (1, 1) 59 Zach Duke, L (6, 1) 14 Jeff Bianchi, R (7, 4) OBP: 0.200, SLG: 0.200		F SI 90 B FC 86 B SI 89 X FC 90 2-1 ③ **F7**	S FC 85 X SI 89 0-1 ③ **G4-3**	X SI 89 0-0 ③ **FC6** 1-2f				S SI 92 S CU 82 B CU 84 X CU 83 1-2 ① **L6**	F CU 82 B FF 92 B FF 94 F FF 91 X CU 84 2-2 ② **G5-3**	3 0 2	0 0 0	0 0 0	0 0 0	0 0 0	0 0 1	6 0 1

Inning Stats	1	2	3	4	5	6	7	8	9	1B: 7	SF: 0	WP: 0	PA: 47
R:	0	1	4	1	0	0	1	3	0	2B: 5	SAC: 1	PB: 0	
E:	0	0	1	0	0	0	1	0	0	3B: 0	DP: 0	SB: 0	
K:	1	1	1	0	0	0	0	0	2	HR: 3	HBP: 1	CS: 2	
S:	10	12	17	6	9	9	13	15	11				
LOB:	0	2	2	1	2	0	1	1	1				
BB:	0	0	1	0	1	0	0	0	0				
P:	15	22	24	11	18	14	21	24	15				
H:	1	3	3	1	1	1	1	3	1				

PITCHER		IP	WLS	BF	H	R	ER	SO	BB	IBB	HBP	BLK	WP	HR	S	P	ERA	WHIP
38 Kyle Kendrick, R ERA: 3.75	(1, 1)	5.0	L	27	9	6	4	3	1	1	0	0	0	2	54	90	7.20	2.000
39 B.J. Rosenberg, R ERA:	(6, 1)	1.2		7	2	1	0	0	0	0	0	0	0	0	19	30	0.00	1.200
43 Mario Hollands, L ERA: 3.86	(7, 1)	0.1		1	0	0	0	0	0	0	0	0	0	0	3	5	0.00	0.000
31 Brad Lincoln, R ERA: 11.57	(8, 1)	2.0		11	4	3	3	2	0	0	1	0	0	1	26	39	13.50	2.000

PITCHER		IP	WLS	BF	H	R	ER	SO	BB	IBB	HBP	BLK	WP	HR	S	P	ERA	WHIP

AB	42
R	10
H	15
RBI	9
BB	2
SO	5
LOB	18

Batter	1	2	3	4	5	6	7	8	9	AB	R	H	RBI	BB	SO	LOB
2 Ben Revere, L (1, 8) OBP: 0.324, SLG: 0.364	C SI 90 X SI 90 0-1 ① F7	B SI 88 C SL 83 F SL 84 X SL 82 1-2 ② G4-3 1-2		B SI 87 C SI 88 X CU 77 1-1 11 2B 1B		C FF 87 B SL 82 X FF 88 1-1 ① 11 1B 3B		C CH 88 B FF 90 B SI 91 F SI 90 F SI 92 F SI 92 X SI 92 2-2 ① G1-3		5	2	2	0	0	0	1
11 Jimmy Rollins, S (1, 6) OBP: 0.292, SLG: 0.435	B SI 91 X SI 90 1-0 ② F8	D SL 84 D CU 76 B SI 90 B SI 90 4-0 BB		B CU 74 B SI 88 B SI 88 C SI 88 C SI 88 X SL 82 3-2 1-H 2B		C CU 76 B SI 91 B CH 85 X SI 89 2-1 3-H 1B		C FF 89 C FF 91 B SI 91 B CH 87 F SI 91 X SI 90 2-2 ② G4-3		4	0	2	2	1	0	0
51 Carlos Ruiz, R (1, 2) OBP: 0.393, SLG: 0.238	C SI 91 C SI 90 B SL 86 B SL 86 B SI 91 B SI 91 4-2 6 2B 3 1B BB	B SI 90 B SI 89 F SI 89 C SL 82 F SL 81 X CH 78 2-2 ③ L9		C SI 88 B CU 74 S SL 83 X SL 80 1-2 ③ L7		1 SAFE C SI 89 1 SAFE B SL 84 F CH 84 S SL 84 1-3 ① K		C SI 89 B SL 82 T SI 92 1-2 ③ K		4	1	0	0	1	2	4
6 Ryan Howard, L (1, 3) OBP: 0.303, SLG: 0.400	B SL 86 X SI 89 1-0 3 1B 1-3 2B		C CU 74 S CH 80 S CH 79 0-3 ① K		C CU 75 B SI 88 X CH 79 1-1 ① F8	B CU 76 B SI 90 1 SAFE C SI 89 S SI 89 D CU 77 X SL 82 3-2 ② F8			B FF 95 F SI 95 S FF 95 B SL 87 B FF 97 S FF 96 3-3 ① K	5	0	1	0	0	2	1
3 Marlon Byrd, R (1, 9) OBP: 0.281, SLG: 0.333	C SL 86 B CH 80 F SI 91 B SI 91 F CH 80 X SI 91 2-2 9 BB 2-3 3-H 1B		C SI 87 S CU 74 F SI 88 X CU 73 0-2 ② F8		B SL 82 S CH 79 B CH 79 C SI 90 X CH 81 2-2 ② G3	B SL 84 F SI 88 S SL 85 S CU 77 1-3 ③ K			B FF 95 S FF 94 F FF 96 B FF 96 X FF 94 2-2 ② F7	5	0	1	1	0	1	1
9 Domonic Brown, L (1, 7) OBP: 0.464, SLG: 0.417	D CU 76 B SI 90 B SL 85 C SL 84 B SI 91 4-1 1-2 BB		S CU 74 B SI 89 F CU 74 X SL 83 1-2 1B		C SI 89 S CH 80 B SI 90 B CH 80 B SI 88 F SI 89 B CH 78 4-2 16 1B 25 1B BB		C FF 92 C FF 91 B SL 80 X SL 83 1-2 ① G4-3		B FF 94 C FF 94 S FF 95 S FF 96 1-3 ③ K	3	1	1	0	2	1	0
16 César Hernández, S (1, 4) OBP: 0.444, SLG: 0.500	C CU 76 F SI 90 B SL 86 F SL 86 S CH 81 1-3 ③ K		B SI 88 X CH 80 1-0 ③ F9		D CU 76 X SI 88 1-0 25 1B 1-2 1B	C FF 92 F CH 86 F SL 83 B FF 93 F SL 82 B FF 94 B FF 94 F SI 89 B FF 93 4-2 BB				3	0	1	0	1	1	4
25 Cody Asche, L (1, 5) OBP: 0.360, SLG: 0.455		B CU 76 C SI 89 F SI 89 B SL 84 F SI 90 B SL 84 B SI 90 4-2 2 G4-3 BB		X SI 87 0-0 ① F8	D CH 78 X SI 89 1-0 1-3 2-H 1B	B FF 92 B FF 93 F FF 92 C SI 89 D SL 82 S FF 93 3-3 ② K				3	0	1	1	1	1	1
38 Kyle Kendrick, R (1, 1) 15 John Mayberry Jr., R (5, PH) OBP: 0.417, SLG: 0.700 39 B.J. Rosenberg, R (6, 1) 43 Mario Hollands, L (7, 1) 7 Jayson Nix, R (7, PH) OBP: 0.154, SLG: 0.154 31 Brad Lincoln, L (8, 1)		L SL 80 F SL 81 L SL 82 0-3 ① K		C SI 87 B SI 88 F SI 89 X SI 88 1-2 ② F7	C SL 82 C SL 81 B SI 90 D CH 81 S SL 82 2-3 ③ K	C CU 76 X FF 89 0-1 ③ L5				2 1 0 0 1 0	0 0 0 0 0 0	0 0 0 0 0 0	0 0 0 0 0 0	0 1 0 0 0 0	1 0 0 0 1 0	1 2 0 0 1 0
Inning Stats	R: 1 E: 0 K: 1 S: 15 H: 2 LOB: 3 BB: 2 P: 28	R: 0 E: 0 K: 1 S: 13 H: 0 LOB: 2 BB: 2 P: 24	R: 0 E: 0 K: 1 S: 11 H: 1 LOB: 1 BB: 0 P: 13	R: 1 E: 0 K: 0 S: 12 H: 2 LOB: 1 BB: 0 P: 18	R: 1 E: 0 K: 1 S: 13 H: 2 LOB: 2 BB: 1 P: 24	R: 1 E: 0 K: 2 S: 13 H: 2 LOB: 1 BB: 0 P: 21	R: 0 E: 0 K: 1 S: 13 H: 0 LOB: 1 BB: 1 P: 21	R: 0 E: 0 K: 1 S: 12 H: 0 LOB: 0 BB: 0 P: 17	R: 0 E: 0 K: 2 S: 9 H: 0 LOB: 0 BB: 0 P: 15	1B: 6 2B: 2 3B: 1 HR: 0 SF: 0 SAC: 0 DP: 0 HBP: 0						

PITCHER		IP	WLS	BF	H	R	ER	SO	BB	IBB	HBP	BLK	WP	HR	S	P	ERA	WHIP
26 Kyle Lohse, R ERA: 4.5	(1, 1)	5.0	W	27	7	3	3	4	5	0	0	0	0	0	64	107	5.40	2.400
59 Zach Duke, L ERA: 5.4	(6, 1)	1.0	H	5	2	1	1	2	0	0	0	0	0	0	13	21	9.00	2.000
13 Will Smith, L ERA:	(7, 1)	1.0	H	4	0	0	0	1	1	0	0	0	0	0	13	21	0.00	1.000
53 Brandon Kintzler, R ERA:	(8, 1)	1.0		3	0	0	0	1	0	0	0	0	0	0	12	17	0.00	0.000
29 Jim Henderson, R ERA:	(9, 1)	1.0		3	0	0	0	2	0	0	0	0	0	0	9	15	0.00	0.000

PITCHER	IP	WLS	BF	H	R	ER	SO	BB	IBB	HBP	BLK	WP	HR	S	P	ERA	WHIP

BOTTOM

Milwaukee Brewers @ Philadelphia Phillies

Citizens Bank Park, Philadelphia, PA

Tue Apr 08 2014, 4:10 PM - 7:42 PM EDT

Att. 45,061 - Partly Cloudy - 62 F

livebaseballscorecards.com

AB	36
R	4
H	9
RBI	4
BB	6
SO	10
LOB	16
WP: 0	PA: 42
PB: 0	
SB: 0	
CS: 0	

Milwaukee Brewers @ Philadelphia Phillies

Citizens Bank Park, Philadelphia, PA

Wed Apr 09 2014, 7:08 PM - 10:31 PM EDT

Att. 31,168 - Cloudy - 64 F

livebaseballscorecards.com

TOP

Batter	1	2	3	4	5	6	7	8	9	AB	R	H	RBI	BB	SO	LOB
27 Carlos Gómez, R (1, 8) OBP: 0.410, SLG: 0.694	S SI 90 S SI 92 B SL 84 F SI 92 S CH 83 1-3 K ① S SI 91 B CH 85 X SL 83 1-1 9 2B 2B	F SI 89 F SI 90 X SI 89 0-2 HR	B FF 92 X CH 85 1-0 1B	B CH 84 2 SAFE F FF 91 X SL 80 1-1 F7 ②		5	2	3	1	0	1	1
9 Jean Segura, R (1, 6) OBP: 0.393, SLG: 0.440	C FF 93 B SI 92 C SI 92 X SI 93 1-2 8 S 16 1B 1B C SI 92 X CH 84 0-1 2-H 2B	B SI 89 B FF 90 F SI 89 C SI 90 F SI 91 S CH 84 2-3 K	1 SAFE C SI 89 D CU 82 1 SAFE X SI 89 1-1 G5-3 ③	C SL 82 H FF 91 1-1 8 3B HBP		4	2	2	1	0	1	1
8 Ryan Braun, R (1, 9) OBP: 0.290, SLG: 0.621	B SI 91 B SI 90 C SI 91 F SI 91 D CH 86 B SI 92 4-2 16 1B 20 E 1-2 BB C SI 92 S SI 92 B SI 93 B SI 91 B SI 93 S CH 84 3-3 K ③	1 SAFE S CH 82 1 SAFE 1 SAFE F SI 89 P PO 85 S CH 83 1-3 K ③	S SI 96 F SI 96 C SL 84 0-3 K ①	D FF 91 X CH 85 1-0 1-H 2-H 3B		4	1	1	2	1	3	2
16 Aramis Ramirez, R (1, 5) OBP: 0.400, SLG: 0.429	C SL 84 X SI 92 0-1 18 FC5 20 E 1-2 2-H 1B	S SI 89 B SI 90 F SI 90 B CH 83 F CH 84 B SI 90 X SL 83 3-2 20 FC6-4 1B	S SI 89 F SI 89 B CH 83 S CH 84 1-3 K ①	S SL 83 B SL 84 B SI 97 X SI 96 2-1 20 S 1B	B SL 82 B SL 80 C FF 91 B FF 91 X FF 91 3-1 F9 ③		5	0	3	1	0	1	1
20 Jonathan Lucroy, R (1, 2) OBP: 0.457, SLG: 0.645	C SI 92 B SI 92 X SI 91 1-1 E6 7 WP 18 FC5 1-2 2-H	D SI 91 C SI 91 X SI 90 1-1 FC6-4 ① 1-2f	C CH 83 S CH 84 F CH 83 B FF 90 F CH 83 X SI 90 1-2 G6-3 ②	B SL 95 D SL 82 C SI 95 C SI 96 F SI 97 S SL 84 2-3 K ② 1-2			S SL 82 F FF 92 B FF 93 X FF 92 1-2 7 HR 1B	5	1	1	0	0	1	3
18 Khris Davis, R (1, 7) OBP: 0.313, SLG: 0.438 30 Tyler Thornburg, R (7, 1) 24 Lyle Overbay, L (9, PH) OBP: 0.188, SLG: 0.143 (9, 3)	F SL 84 C SI 92 X SI 92 0-2 FC5 7 WP 1-2 2-3f ② C SI 90 F SI 89 B SI 92 F SI 90 S CH 83 1-3 K ②	F CH 82 X SI 90 0-1 1B	D SL 83 C SI 96 F SL 84 B SL 85 C SI 96 2-3 K ③			F FF 90 D SL 83 X FF 90 1-1 F8 ①	4 0 1	0 0 0	1 0 0	0 0 0	0 0 0	2 0 0	4 0 1
7 Mark Reynolds, R (1, 3) OBP: 0.375, SLG: 0.619 29 Jim Henderson, L (9, 1)	C CH 84 B CH 85 B SI 92 S CH 85 F CH 84 S SI 92 2-3 K ③ 1-2 2-3 F SI 90 F SI 91 S CH 83 0-3 K ③	C SI 89 S CH 84 X CH 84 0-2 G1-3 ③		C SL 80 S SL 81 B SL 82 B FF 92 F FF 92 B FF 92 4-2 2 SH2-4 2 1 2B 2 S BB T FF 90 B SL 82 F FF 91 X FF 90 1-2 1-H HR		4 0	2 0	1 0	2 0	1 0	2 0	4 0
2 Scooter Gennett, L (1, 4) OBP: 0.318, SLG: 0.381	B SI 89 F FF 90 B SL 84 F SI 91 B SI 91 X SI 89 3-2 L8 ① B SI 90 X CH 82 1-0 F7 ①	C CH 82 T CU 81 F FF 90 F SI 90 S CH 84 0-3 K ①	L SL 82 B FF 92 X SL 82 1-1 SH2-4 ① 1-3 B FF 92 X FF 92 1-0 G4-3 ②			4	0	0	0	0	1	0
22 Matt Garza, R (1, 1) 1 Logan Schafer, L (7, 7) OBP: 0.294, SLG: 0.438	C SI 92 C SI 91 F SI 91 X SL 84 0-2 G5-3 ② S SI 90 C SI 91 B SI 91 B SI 91 F SI 90 S CH 82 2-3 K ②	T FF 90 C SI 91 X CU 84 0-2 G6-3 ②	X SL 82 0-0 8 3B 3-H 2B S SL 84 X FF 91 0-1 P2 ③			3 2	0 1	0 1	0 1	0 0	1 0	0 0
Inning Stats	R: 2 E: 1 K: 2 S: 20 H: 2 LOB: 2 BB: 1 P: 29	R: 1 E: 0 K: 1 S: 14 H: 2 LOB: 1 BB: 0 P: 21	R: 0 E: 0 K: 2 S: 13 H: 1 LOB: 1 BB: 0 P: 18	R: 1 E: 0 K: 3 S: 16 H: 1 LOB: 1 BB: 0 P: 21	R: 0 E: 0 K: 1 S: 13 H: 1 LOB: 1 BB: 0 P: 15	R: 0 E: 0 K: 1 S: 11 H: 1 LOB: 1 BB: 0 P: 13	R: 0 E: 0 K: 3 S: 12 H: 1 LOB: 1 BB: 0 P: 18	R: 3 E: 0 K: 0 S: 12 H: 2 LOB: 1 BB: 1 P: 23	R: 2 E: 0 K: 0 S: 11 H: 2 LOB: 0 BB: 0 P: 15	1B: 7 2B: 3 3B: 1 HR: 2	SF: 0 SAC: 1 DP: 0 HBP: 1			WP: 2 PB: 0 SB: 3 CS: 0	PA: 45		

	AB	41
	R	9
	H	13
	RBI	8
	BB	2
	SO	13
	LOB	17

PITCHER		IP	WLS	BF	H	R	ER	SO	BB	IBB	HBP	BLK	WP	HR	S	P	ERA	WHIP
27 Roberto Hernandez, R ERA: 4.35	(1, 1)	5.0		25	7	4	3	9	1	0	0	0	2	1	76	104	5.40	1.600
52 Jeff Manship, R ERA:	(6, 1)	1.0		4	1	0	0	1	0	0	0	0	0	0	11	13	0.00	1.000
63 Jake Diekman, L ERA: 5.79	(7, 1)	1.0		4	1	0	0	3	0	0	0	0	0	0	12	18	0.00	1.000
59 Antonio Bastardo, L ERA: 6.23	(8, 1)	1.0	L	7	2	3	3	0	1	0	1	0	0	0	12	23	27.00	3.000
30 Justin De Fratus, R ERA: 9.0	(9, 1)	1.0		5	2	2	2	0	0	0	0	0	0	1	11	15	18.00	2.000

PITCHER		IP	WLS	BF	H	R	ER	SO	BB	IBB	HBP	BLK	WP	HR	S	P	ERA	WHIP

BOTTOM

Batter	1	2	3	4	5	6	7	8	9	AB	R	H	RBI	BB	SO	LOB
2 Ben Revere, L (1, 8) OBP: 0.359, SLG: 0.378	B FF 91 C SI 91 X SI 93 1-1 11 FC1-6 1B	B FF 92 C FF 92 T SL 85 D SL 86 B FF 94 X FF 93 3-2 ② F7		X FF 91 0-0 1B		C FF 93 X FF 93 0-1 ③ FC6 1-2f			B FF 93 B FF 93 B FF 93 C FF 92 B FF 94 4-1 BB	4	0	2	0	1	0	2
11 Jimmy Rollins, S (1, 6) OBP: 0.276, SLG: 0.370	C FF 91 X SI 93 0-1 ① FC1-6 51 2B 6 BLK 1-2f	D CU 77 B FF 94 B FF 95 B FF 93 4-0 51 FC6-4 BB		X FF 92 0-0 ③ G4-3			B FF 94 C FF 92 X CU 74 1-1 ① F9		C FF 94 X FF 95 0-1 ② F9	4	1	0	0	1	0	4
51 Carlos Ruiz, R (1, 2) OBP: 0.394, SLG: 0.346	F FF 93 X SI 93 0-1 6 BLK 3 FC4 1-3 2B	C SL 84 D SL 86 C FF 95 B SL 86 X FF 95 2-2 ③ FC6-4 1-2f			F FF 92 B SL 86 X FF 93 1-1 3 WP 3 1B 2B		B CU 78 B CU 76 C FF 94 X FF 94 2-1 ② G5-3		B FF 94 F FF 94 F FF 96 B SL 86 F FF 94 F FF 95 S SL 85 2-3 ③ K	5	2	2	0	0	1	4
6 Ryan Howard, L (1, 3) OBP: 0.297, SLG: 0.364	D CU 76 F FF 94 F FF 94 D SL 88 D SL 87 F FF 95 F SL 86 F SL 87 F FF 95 4-2 D CH 87 3 E 3 FC4 9 G4-3 2-3 3-H BB		X FF 92 0-0 ① G6-3		B CU 75 S SI 92 F FF 93 B SL 85 S CU 78 2-3 ① K		B CU 79 F FF 95 S CH 83 S CH 84 1-3 ③ K			3	1	0	0	1	2	1
3 Marlon Byrd, R (1, 9) OBP: 0.278, SLG: 0.324	D CH 86 S FF 93 S SL 84 X FF 95 1-2 FC4 9 G4-3 1-3 3-H		B FF 93 C FF 92 B SL 87 F FF 94 B SL 86 X FF 95 3-2 ② F9		B CU 78 S SL 83 X FF 94 1-1 9 G6-3 2-H 1B			B FF 93 B FF 92 C FF 92 F FF 94 C FF 94 2-3 ① K		4	0	1	2	0	1	1
9 Domonic Brown, L (1, 7) OBP: 0.438, SLG: 0.429	B CU 76 C FF 94 S CU 78 X SL 86 1-2 ② G4-3 2-3 3-H		B FF 94 X FF 94 1-0 2B		S CU 77 X FF 93 0-1 ②③ G6-3 1-2f			C FF 94 X CU 79 0-1 ② G4-3		4	0	1	1	0	0	2
16 César Hernández, S (1, 4) OBP: 0.308, SLG: 0.333 30 Justin De Fratus, S (9, 1)	C FF 93 S CU 78 S SL 86 0-3 ③ K		C FF 93 X SL 85 0-1 ③ G3-1			B FF 90 F FF 91 C SI 92 T SL 86 1-2 ① K		X FF 94 0-0 ③ G4-3		4 0	0 0	0 0	0 0	0 0	2 0	2 0
7 Jayson Nix, R (1, 5) OBP: 0.176, SLG: 0.176 (9, 4)		B FF 92 T FF 93 F FF 95 F SL 86 B SL 86 X FF 95 2-2 27 SH2-4 1B		F FF 92 X FF 93 0-1 ① F9		B FF 91 F FF 94 S SL 85 F SI 93 S SL 86 1-3 ② K			B FF 92 B FF 92 C FF 92 F FF 94 C FF 94 2-3 ① K	4	0	1	0	0	2	0
27 Roberto Hernandez, R (1, 1) 52 Jeff Manship, R (6, 1) 19 Tony Gwynn Jr., L (6, PH) OBP: 0.600, SLG: 0.333 63 Jake Diekman, R (7, 1) 59 Antonio Bastardo, R (8, 1) 25 Cody Asche, L (9, 5) OBP: 0.385, SLG: 0.522		X FF 92 0-0 ① SH2-4 1-2		C FF 91 F FF 94 B FF 94 F FF 94 X SL 85 1-2 ② G2		B FF 92 X FF 94 1-0 2 FC6 1B			C FF 93 X FF 94 0-1 2B	1 0 1 0 0 0 1	0 0 0 0 0 0 0	0 0 1 0 0 0 1	0 0 0 0 0 0 0	0 0 0 0 0 0 0	0 0 0 0 0 0 0	0 0 0 0 0 0 0
Inning Stats	R: 3 H: 2 E: 1 LOB: 1 K: 1 BB: 1 S: 21 P: 28	R: 0 H: 1 E: 0 LOB: 2 K: 0 BB: 1 S: 11 P: 22	R: 0 H: 1 E: 0 LOB: 1 K: 0 BB: 0 S: 7 P: 11	R: 0 H: 1 E: 0 LOB: 1 K: 0 BB: 0 S: 8 P: 9	R: 1 H: 2 E: 0 LOB: 0 K: 1 BB: 0 S: 9 P: 13	R: 0 H: 1 E: 0 LOB: 1 K: 2 BB: 0 S: 10 P: 13	R: 0 H: 0 E: 0 LOB: 0 K: 1 BB: 0 S: 7 P: 11	R: 0 H: 0 E: 0 LOB: 0 K: 1 BB: 0 S: 6 P: 8	R: 0 H: 1 E: 0 LOB: 2 K: 2 BB: 1 S: 13 P: 21	1B: 5 SF: 0 2B: 4 SAC: 1 3B: 0 DP: 1 HR: 0 HBP: 0						

PITCHER		IP	WLS	BF	H	R	ER	SO	BB	IBB	HBP	BLK	WP	HR	S	P	ERA	WHIP
22 Matt Garza, R ERA: 2.57	(1, 1)	6.0		28	8	4	3	4	2	0	0	1	1	0	66	96	4.50	1.667
30 Tyler Thornburg, R ERA: 1.5	(7, 1)	2.0	W	6	0	0	0	2	0	0	0	0	0	0	13	19	0.00	0.000
29 Jim Henderson, R ERA:	(9, 1)	1.0		5	1	0	0	2	1	0	0	0	0	0	13	21	0.00	2.000

PITCHER	IP	WLS	BF	H	R	ER	SO	BB	IBB	HBP	BLK	WP	HR	S	P	ERA	WHIP

Milwaukee Brewers @ Philadelphia Phillies

Citizens Bank Park, Philadelphia, PA

Wed Apr 09 2014, 7:08 PM - 10:31 PM EDT

Att. 31,168 - Cloudy - 64 F

livebaseballscorecards.com

AB	35
R	4
H	9
RBI	3
BB	3
SO	8
LOB	16

27 Roberto Hernandez, R	(1, 1)	1	0	0	0	0	0	0										
52 Jeff Manship, R	(6, 1)	0	0	0	0	0	0	0										
19 Tony Gwynn Jr., L OBP: 0.600, SLG: 0.333	(6, PH)	1	0	1	0	0	0	0										
63 Jake Diekman, R	(7, 1)	0	0	0	0	0	0	0										
59 Antonio Bastardo, R	(8, 1)	0	0	0	0	0	0	0										
25 Cody Asche, L OBP: 0.385, SLG: 0.522	(9, 5)	1	0	1	0	0	0	0										

WP: 1	PA: 39		
PB: 0			
SB: 0			
CS: 0			

Batter	1	2	3	4	5	6	7	8	9	AB	R	H	RBI	BB	SO	LOB
27 Carlos Gómez, R (1, 8) OBP: 0.432, SLG: 0.732	X SI 90 0-0 ① L9		F FC 87 B CH 83 F CU 73 B CH 84 B SI 90 X SI 92 3-2 3B		C SI 90 B FC 86 C SI 91 F SI 91 X FC 87 1-2 ② 1B		B FF 92 B FF 91 X CU 81 2-0 9 1B 8 SF9 1-3 2-H 1B		F FF 91 S FF 92 X SL 79 0-2 ② G5-3	5	1	3	1	0	0	0
9 Jean Segura, R (1, 6) OBP: 0.364, SLG: 0.400	C FF 90 F FF 91 F FF 91 S CH 84 0-3 ② K		C SI 90 F FC 88 B FC 86 X CH 84 1-2 ③ G4-3		X SI 90 0-0 ③ G6-3		1 SAFE 1 SAFE X SI 93 0-0 20 CS 1-3 3-H 1B		X FF 90 0-0 ③ G6-3	5	0	1	1	0	1	1
8 Ryan Braun, R (1, 9) OBP: 0.314, SLG: 0.625	B FF 90 C CH 84 X FF 90 1-1 1B			C SI 90 B FC 87 X FC 86 1-1 16 2B 1B		B CH 83 F SI 90 B FF 91 B SI 90 S CH 84 F CH 84 X CH 83 3-2 ① G5-3	X SI 95 0-0 ① SF9 3-H			3	1	2	1	0	0	0
16 Aramis Ramirez, R (1, 5) OBP: 0.385, SLG: 0.436	C FF 89 S CU 75 D CH 84 F CH 83 X CU 74 1-2 ③ G5-3			X FC 86 0-0 20 G4-3 18 1B 1-H 2B		B FF 90 B FF 90 S CH 82 C FF 90 C SI 90 2-3 ② K	F SL 80 F SI 94 S SI 95 0-3 ② K			4	1	1	1	0	2	2
20 Jonathan Lucroy, R (1, 2) OBP: 0.436, SLG: 0.629		C SI 89 B FC 86 B CH 84 F CH 83 F FC 85 C SI 90 2-3 ① K		B CH 84 S CH 83 F SI 90 X FF 89 1-2 ① G4-3 2-3		X SI 89 0-0 18 2B 2B	B SI 94 1 SAFE 1-0 ③ CS 1-2	C SL 80 S FF 92 B FF 93 F SL 83 X SL 82 1-2 E5 7 BB		4	1	1	0	0	1	1
18 Khris Davis, R (1, 7) OBP: 0.333, SLG: 0.472		C SI 89 C SI 91 S CH 85 0-3 ② K		F CH 84 S SI 90 X CU 75 0-2 3-H 1B		S FF 90 S FF 91 F FF 91 X SI 92 0-2 2-H 2B		B SL 80 1 SAFE 1 SAFE X FF 90 1-0 ① L5		4	0	2	2	0	1	1
7 Mark Reynolds, R (1, 3) OBP: 0.357, SLG: 0.542		S CH 84 B SI 90 C CU 73 S CH 84 1-3 ③ K		B FF 90 S CH 84 F FF 91 B FF 90 S CH 84 2-3 ② K		B CU 73 S FF 91 B SI 91 S FF 90 X FF 91 2-2 ③ G6-3		D SL 81 C SL 80 C SL 80 D SL 80 F FF 91 B SL 81 1 SAFE B SL 81 4-2 G6-4-3 1-2 BB		3	0	0	0	1	2	2
Rickie Weeks Jr., R (1, 4) OBP: 0.133, SLG: 0.133 13 Will Smith, R (8, 1) 57 Francisco Rodríguez, R (9, 1)			C SI 90 C SI 90 X SI 91 0-2 ① G1-3	B CH 82 X SI 89 1-0 ③ F9			S CU 82 S SI 91 B CU 84 X CU 84 1-2 1 SH 27 1B 1B	C FF 90 B FF 92 X SL 81 1-1 ②③ G6-4-3 1-2f		4 0 0	1 0 0	1 0 0	0 0 0	0 0 0	0 0 0	3 0 0
41 Marco Estrada, R (1, 1) 1 Logan Schafer, L (7, PH) OBP: 0.294, SLG: 0.438 30 Tyler Thornburg, R (7, 1) 2 Scooter Gennett, L (8, 4) OBP: 0.304, SLG: 0.364			B FF 90 C FF 90 C FF 90 B FF 91 F FF 92 B SI 90 S SI 91 3-3 ② K		B SI 89 C SI 89 F SI 89 C FF 91 1-3 ① K		M CH 85 1 SAFE X CU 79 0-1 SH 27 1B 9 1B 1-2		B FF 90 X SL 82 1-0 ① L7	2 0 0 1	0 1 0 0	0 0 0 0	0 0 0 0	0 0 0 0	2 0 0 0	0 0 0 0

Inning Stats	1	2	3	4	5	6	7	8	9
	R: 0 E: 0 K: 1 S: 11	R: 0 E: 0 K: 3 S: 10	R: 0 E: 0 K: 1 S: 13	R: 2 E: 0 K: 1 S: 13	R: 0 E: 0 K: 1 S: 8	R: 1 E: 0 K: 1 S: 15	R: 3 E: 0 K: 1 S: 11	R: 0 E: 1 K: 0 S: 10	R: 0 E: 0 K: 0 S: 5
	H: 1 LOB: 1 BB: 0 P: 13	H: 0 LOB: 0 BB: 0 P: 13	H: 1 LOB: 1 BB: 0 P: 20	H: 3 LOB: 1 BB: 0 P: 18	H: 1 LOB: 0 BB: 0 P: 10	H: 2 LOB: 1 BB: 0 P: 22	H: 3 LOB: 0 BB: 0 P: 15	H: 0 LOB: 1 BB: 1 P: 17	H: 0 LOB: 0 BB: 0 P: 6

1B: 7	SF: 1	WP: 0	PA: 39
2B: 3	SAC: 1	PB: 0	
3B: 1	DP: 1	SB: 0	
HR: 0	HBP: 0	CS: 1	

PITCHER		IP	WLS	BF	H	R	ER	SO	BB	IBB	HBP	BLK	WP	HR	S	P	ERA	WHIP
33 Cliff Lee, L ERA: 5.5	(1, 1)	6.0	L	25	8	3	3	8	0	0	0	0	0	0	70	96	4.50	1.333
52 Jeff Manship, R ERA: 8.1	(7, 1)	0.0		3	2	3	3	0	0	0	0	0	0	0	6	9	∞	∞
63 Jake Diekman, L ERA: 4.76	(7, 1)	1.0		3	1	0	0	1	0	0	0	0	0	0	5	6	0.00	1.000
30 Justin De Fratus, R ERA: 4.5	(8, 1)	2.0		7	0	0	0	0	1	0	0	0	0	0	15	23	0.00	0.500

PITCHER	IP	WLS	BF	H	R	ER	SO	BB	IBB	HBP	BLK	WP	HR	S	P	ERA	WHIP

TOP

Milwaukee Brewers @ Philadelphia Phillies

Citizens Bank Park, Philadelphia, PA

Thu Apr 10 2014, 7:07 PM - 9:56 PM EDT

Att. 25,492 - Cloudy - 64 F

livebaseballscorecards.com

AB	35
R	6
H	11
RBI	6
BB	1
SO	9
LOB	10

Milwaukee Brewers @ Philadelphia Phillies

Citizens Bank Park, Philadelphia, PA

Thu Apr 10 2014, 7:07 PM - 9:56 PM EDT

Att. 25,492 - Cloudy - 64 F

livebaseballscorecards.com

BOTTOM

Batter	1	2	3	4	5	6	7	8	9	AB	R	H	RBI	BB	SO	LOB
2 Ben Revere, L (1, 8) OBP: 0.326, SLG: 0.341	C FF 89 F FF 88 S CH 76 0-3 K ①		C FF 89 X FF 88 0-1 G1-3 ③			B CU 76 F CH 78 F FF 88 S CU 79 1-3 K ②		C FF 92 C FF 91 B SL 80 F FF 92 S SL 82 1-3 K2-3 ①		4	0	0	0	0	3	0
11 Jimmy Rollins, S (1, 6) OBP: 0.303, SLG: 0.367	C FF 88 B FF 88 F FF 89 B FF 90 F CH 77 F FF 89 X CH 75 2-2 G4-1 ②			C CU 74 X FF 88 0-1 26 CS 1B		C FF 88 B FF 89 B CH 79 C FF 89 B CH 79 B FF 89 4-2 26 1B 3 1B BB		C FF 93 B CU 78 X FF 92 1-1 G5-3 ②		3	1	1	0	1	0	0
26 Chase Utley, L (1, 4) OBP: 0.531, SLG: 0.786	B FF 88 C CH 77 B FF 90 B FF 89 X FF 88 3-1 G3 ③			1 SAFE S FF 87 B CH 77 B CH 79 X FF 88 2-1 G4-3 ①② 1-2		C CH 78 B CH 78 B FF 88 X FF 88 2-1 3 1B 6 BB 1-3 1B		B FF 92 B FF 92 C FF 92 F FF 93 B FF 94 X FF 92 3-2 6 BB 1B		4	0	2	0	0	0	1
6 Ryan Howard, L (1, 3) OBP: 0.317, SLG: 0.343		C FF 87 S CH 77 B CH 76 B FF 89 X CH 77 2-2 F7 ①		C CU 76 B FF 89 X CH 78 1-1 G4-3 ③		B CU 76 F CH 77 B CH 77 F FF 88 D CH 78 B CH 79 4-2 3 1B 1-2 BB		F FF 92 S SL 81 B SL 83 B FF 93 D SL 82 B FF 94 4-2 1-2 BB		2	0	0	0	2	0	0
3 Marlon Byrd, R (1, 9) OBP: 0.300, SLG: 0.421		X FF 88 0-0 HR			C CU 78 S CU 77 B CH 76 B FF 89 S CU 78 2-3 K ①	X CU 78 0-0 1-2 2-3 3-H 1B		D CU 76 F SI 88 S SL 84 D SL 82 S CH 85 2-3 K ③		4	1	2	2	0	2	2
9 Domonic Brown, L (1, 7) OBP: 0.389, SLG: 0.375		X CU 76 0-0 G3-1 ②			C CH 80 F FF 88 B CH 77 X FF 89 1-2 G6-3 ②	B CU 78 S CH 78 B CH 80 S FF 89 F CH 79 F FF 90 X CH 80 2-2 F8 ③			S FF 89 B FF 90 F FF 89 B CH 81 X CH 81 2-2 P4 ①	4	0	0	0	0	0	3
51 Carlos Ruiz, R (1, 2) OBP: 0.378, SLG: 0.333		B CU 75 S CH 77 X FF 89 1-1 P3 ③			B CU 78 S CH 79 C CH 79 X FF 89 1-2 1B		B FF 93 B FF 91 C FF 91 S FF 92 F FF 94 C CH 82 2-3 K ①		C CU 73 C CH 80 S CH 83 0-3 K ②	4	0	1	0	0	2	0
25 Cody Asche, L (1, 5) OBP: 0.333, SLG: 0.444			C CH 76 C FF 88 B CH 75 S CH 76 1-3 K ①		S CH 78 B FF 89 F CH 77 X CH 77 1-2 G4-3 ③		C FF 94 C FF 95 S CH 83 0-3 K ②		B FF 89 F FF 89 F FF 90 S CH 83 1-3 K ③	4	0	0	0	0	3	1
33 Cliff Lee, L (1, 1) OBP: 0.250, SLG: 0.250 16 Cesar Hernandez, S (6, PH) OBP: 0.286, SLG: 0.308 52 Jeff Manship, R (7, 1) 63 Jake Diekman, R (7, 1) 19 Tony Gwynn Jr., L (7, PH) OBP: 0.500, SLG: 0.250 30 Justin De Fratus, S (8, 1)			F FF 88 B CH 77 S CH 77 F FF 89 B FF 90 S CH 78 2-3 K ②			M FF 88 C CH 77 S CH 78 0-3 K2-3 ①	B FF 94 S FF 93 X FF 95 1-1 P5 ③			1 1 0 0 1 0	0 0 0 0 0 0	0 0 0 0 0 0	0 0 0 0 0 0	1 1 0 0 0 0	0 0 0 0 0 0	0 0 0 0 0 0

	AB	32
	R	2
	H	6
	RBI	2
	BB	3
	SO	12
	LOB	7

Inning Stats																																		
	R: 0 E: 0 K: 1 S: 10		H: 0 LOB: 0 BB: 0 P: 15		R: 1 E: 0 K: 0 S: 7		H: 1 LOB: 0 BB: 0 P: 10		R: 0 E: 0 K: 2 S: 9		H: 0 LOB: 0 BB: 0 P: 12		R: 0 E: 0 K: 0 S: 6		H: 1 LOB: 0 BB: 0 P: 9		R: 0 E: 0 K: 1 S: 12		H: 1 LOB: 1 BB: 0 P: 17		R: 1 E: 0 K: 2 S: 18		H: 2 LOB: 3 BB: 2 P: 31		R: 0 E: 0 K: 2 S: 9		H: 0 LOB: 0 BB: 0 P: 12		R: 0 E: 0 K: 2 S: 14		H: 1 LOB: 2 BB: 1 P: 25		R: 0 E: 0 K: 2 S: 9		H: 0 LOB: 0 BB: 0 P: 12		1B: 5 2B: 0 3B: 0 HR: 1		SF: 0 SAC: 0 DP: 0 HBP: 0		WP: 0 PB: 0 SB: 0 CS: 1		PA: 35

PITCHER		IP	WLS	BF	H	R	ER	SO	BB	IBB	HBP	BLK	WP	HR	S	P	ERA	WHIP
41 Marco Estrada, R ERA: 2.31	(1, 1)	6.0	W	24	5	2	2	6	2	0	0	0	0	1	62	94	3.00	1.167
30 Tyler Thornburg, R ERA: 1.29	(7, 1)	1.0		3	0	0	0	2	0	0	0	0	0	0	9	12	0.00	0.000
13 Will Smith, L ERA:	(8, 1)	1.0		5	1	0	0	2	1	0	0	0	0	0	14	25	0.00	2.000
57 Francisco Rodríguez, R ERA:	(9, 1)	1.0		3	0	0	0	2	0	0	0	0	0	0	9	12	0.00	0.000

PITCHER	IP	WLS	BF	H	R	ER	SO	BB	IBB	HBP	BLK	WP	HR	S	P	ERA	WHIP

Miami Marlins @ Philadelphia Phillies

Citizens Bank Park, Philadelphia, PA

Fri Apr 11 2014, 7:10 PM - 10:25 PM EDT

Att. 22,283 - Cloudy - 65 F

TOP

livebaseballscorecards.com

Batter	1	2	3	4	5	6	7	8	9	AB	R	H	RBI	BB	SO	LOB
21 Christian Yelich, L (1, 7) OBP: 0.349, SLG: 0.385	C FF 92 S KC 81 B KC 83 X KC 81 1-2 ① G4-3		C KC 80 C SI 90 B KC 82 B SI 91 B CH 87 B SI 92 4-2 13 G6-3 BB	C SI 92 B FF 92 B KC 79 B KC 80 X SI 91 3-1 ③ G4-3		C FF 94 D SL 83 F FF 94 B FF 95 B FF 94 X FF 94 3-2 13 G1-4-3 1-2 1B		L SL 82 S FF 89 B SL 84 S SL 81 1-3 ③ K		4	0	1	0	1	1	3
13 Marcell Ozuna, R (1, 8) OBP: 0.364, SLG: 0.512	X SI 92 0-0 ② G4-3		1 SAFE C KC 82 B KC 83 B KC 83 C SI 92 X SI 91 2-2 ①② G6-3 1-2		F SI 90 B FF 90 C SI 90 B KC 80 X KC 80 2-2 9 BB 46 WP 1B	F FF 94 X CH 87 0-1 ②③ G1-4-3 1-2f			B FF 92 S FF 90 S SL 82 X FF 91 1-2 ① P3	5	0	1	0	0	0	3
27 Giancarlo Stanton, R (1, 9) OBP: 0.340, SLG: 0.478	C KC 82 C SI 91 S KC 84 0-3 ③ K		B FF 92 C FF 92 T SI 90 X SI 92 1-2 46 1B 1B		F SI 91 C CH 86 F KC 82 S KC 81 0-3 ① K		T FF 92 B CH 85 B FC 89 X FF 92 2-1 ① G5-3		C SL 81 C FF 91 B FF 91 S FF 92 1-3 ② K	5	0	1	0	0	3	1
46 Garrett Jones, L (1, 3) OBP: 0.333, SLG: 0.293		B SI 92 F KC 78 B KC 82 S KC 82 B SI 92 C SI 92 3-3 ① K	F FF 92 B CH 86 B KC 81 F SI 92 B KC 82 X KC 82 3-2 1-3 1B		1 SAFE F KC 81 B FF 92 B SI 90 B SI 91 B CH 86 4-1 9 BB 1-2 BB		C FF 93 B SL 84 C SL 83 B FF 92 C FF 94 2-3 ② K		X FF 92 0-0 ③ F8	4	0	1	0	1	2	0
9 Casey McGehee, R (1, 5) OBP: 0.370, SLG: 0.421		B KC 83 C SI 92 C SI 92 B KC 83 B KC 84 B FF 92 4-2 39 FC3-6 BB	C FF 92 B KC 83 C SI 92 B SI 92 S CH 88 2-3 ③ K		B SI 91 B FF 92 B SI 91 D SI 92 4-0 1-2 2-3 BB		X FF 94 0-0 ③ G4-3			2	0	0	0	2	1	2
39 Jarrod Saltalamacchia, S (1, 2) OBP: 0.333, SLG: 0.438		B SI 93 C KC 80 S FF 94 B SI 93 B SI 93 X SI 93 3-2 ② FC3-6 1-2f 32 HR		C SI 90 B FF 90 C SI 90 B FF 91 B SI 91 X SI 91 3-2 ① G4-1	S SI 96 S SI 97 F SI 97 S SL 83 0-3 ② K			B FF 89 S SL 80 B FF 90 B FF 90 F FF 90 B FF 90 4-2 3 F9 5 HBP 10 SF8 BB		3	2	0	0	1	1	4
32 Derek Dietrich, L (1, 4) OBP: 0.500, SLG: 0.750 17 Donovan Solano, R (8, 4) OBP: 0.200, SLG: 0.200		B KC 83 X SI 93 1-0 1-H HR	C CH 86 C KC 80 B FF 91 B SI 90 B KC 79 D CH 87 4-2 16 SH5-4 3 S BB	C CH 86 C KC 80 B FF 91 B SI 91 X SI 91 4-2 16 SH5-4 1-2 BB	B SI 97 B SI 96 F SI 96 C SI 97 S SL 85 2-3 ③ K			C FF 90 C FF 90 D SL 82 F SL 82 H FF 90 2-2 1-2 HBP		2 0	1 0	1 0	2 0	1 0	1 0	3 0
3 Adeiny Hechavarría, R (1, 6) OBP: 0.378, SLG: 0.488		F SI 92 B SI 92 B KC 82 B KC 83 X SI 91 3-1 2B	1 SAFE 1 SAFE C KC 80 B KC 81 S SI 91 B CH 88 F SI 93 B SI 91 B SI 92 4-2 16 SH5-4 1-2 BB		C FF 94 F FF 94 F FF 94 B KC 81 B SL 81 X FF 95 1-2 21 1B 1B		B FF 91 F FF 90 X SL 81 1-1 ① F9 2-3		3	0	2	0	1	0	2
16 José Fernández, R (1, 1) 45 Kevin Slowey, R (5, 1) 10 Jeff Baker, R (5, 4) OBP: 0.346, SLG: 0.222 5 Reed Johnson, R (8, PH) OBP: 0.250, SLG: 0.300 31 Steve Cishek, R (8, 1)		S KC 83 B SI 92 X SI 91 1-1 ③ G6-3	F FF 90 X SI 89 0-1 ② SH5-4 1-2 2-3			C FF 92 C FF 93 B FF 94 F SL 82 X FF 94 1-2 ① P4		C FF 90 B FF 91 X FF 90 1-1 ② SF8 3-H		1 0 1 0 0	0 0 0 0 0	0 0 0 0 0	0 0 1 0 0	0 0 0 0 0	0 0 1 0 0	1 0 1 0 0

AB	30	1B: 5	SF: 1	WP: 1	PA: 40
R	3	2B: 1	SAC: 1	PB: 0	
H	7	3B: 0	DP: 1	SB: 1	
RBI	3	HR: 1	HBP: 1	CS: 0	
BB	7				
SO	9				
LOB	20				

Inning Stats	1	2	3	4	5	6	7	8	9
	R: 0 E: 0 K: 1 S: 7	H: 0 LOB: 0 BB: 0 P: 8	R: 2 E: 0 K: 1 S: 13	H: 2 LOB: 1 BB: 1 P: 28	R: 0 E: 0 K: 1 S: 14	H: 2 LOB: 2 BB: 1 P: 26	R: 0 E: 0 K: 0 S: 12	H: 0 LOB: 2 BB: 2 P: 26	R: 0 E: 0 K: 3 S: 15	H: 1 LOB: 3 BB: 2 P: 27	R: 0 E: 0 K: 0 S: 13	H: 2 LOB: 1 BB: 0 P: 18	R: 0 E: 0 K: 1 S: 6	H: 0 LOB: 0 BB: 0 P: 10	R: 1 E: 0 K: 1 S: 12	H: 0 LOB: 1 BB: 1 P: 21	R: 0 E: 0 K: 1 S: 7	H: 0 LOB: 0 BB: 0 P: 9

PITCHER		IP	WLS	BF	H	R	ER	SO	BB	IBB	HBP	BLK	WP	HR	S	P	ERA	WHIP
34 A.J. Burnett, R ERA: 3.94	(1, 1)	4.1		23	5	2	2	4	6	0	0	0	1	1	54	106	4.15	2.538
63 Jake Diekman, L ERA: 4.26	(5, 1)	0.2	W	2	0	0	0	2	0	0	0	0	0	0	7	9	0.00	0.000
43 Mario Hollands, L ERA: 2.08	(6, 1)	2.0		7	2	0	0	1	0	0	0	0	0	0	19	28	0.00	1.000
59 Antonio Bastardo, L ERA: 6.75	(8, 1)	1.0		5	0	1	1	1	1	0	1	0	0	0	12	21	9.00	1.000
58 Jonathan Papelbon, R ERA: 8.1	(9, 1)	1.0	S	3	0	0	0	1	0	0	0	0	0	0	7	9	0.00	0.000

PITCHER	IP	WLS	BF	H	R	ER	SO	BB	IBB	HBP	BLK	WP	HR	S	P	ERA	WHIP

Miami Marlins @ Philadelphia Phillies

Citizens Bank Park, Philadelphia, PA

Fri Apr 11 2014, 7:10 PM - 10:25 PM EDT

Att. 22,283 - Cloudy - 65 F

livebaseballscorecards.com

BOTTOM

Batter	1	2	3	4	5	6	7	8	9	AB	R	H	RBI	BB	SO	LOB
19 Tony Gwynn Jr., L (1, 8) OBP: 0.400, SLG: 0.143	C FF 93 B FF 96 B FF 96 X FF 95 2-1 ① F7		B FF 95 B FF 95 B FF 95 C FF 95 F FF 96 B CU 82 4-2 26 1B, 11 BB, 6 BB BB	B CU 83 C FF 96 C FF 97 B FF 97 T FF 97 2-2 ③ K		C FF 90 X SL 84 0-1 ① SH1-3 1-2		B SI 88 C SI 88 C SL 80 F CH 84 S SI 88 1-3 ② K		3	1	0	0	1	2	0
11 Jimmy Rollins, S (1, 6) OBP: 0.368, SLG: 0.455	F FF 96 X SI 91 0-1 26 FC6-4 1B		B CU 81 1 SAFE 1 SAFE B FF 94 C CU 80 B CU 81 B CU 82 4-1 6 BB, 26 1B, 1-2 BB		C FF 95 B CU 84 X FF 95 1-1 26 1B 3B	C CH 84 X CU 76 0-1 ② P5		B SL 80 F SI 90 B SL 79 B SI 89 B SI 88 4-1 26 S BB		3	1	2	0	2	0	1
26 Chase Utley, L (1, 4) OBP: 0.541, SLG: 0.750	C FF 96 F SI 95 X FF 96 0-2 ② FC6-4, 6 BB, 3 2B, 1-2f		B CH 87 X FF 96 1-0 6 BB, 1-2, 2-3 1B		X FF 96 0-0 6 1B, 3 1B, 3-H 1B	B SL 84 C SI 90 F SL 84 B CH 85 B FF 90 B FF 90 4-2 BB		B SI 89 B SI 89 S SI 88 X SI 89 2-1 ③ F7 1-2		4	2	2	1	1	0	2
6 Ryan Howard, L (1, 3) OBP: 0.356, SLG: 0.351	B FF 98 B FF 95 B FF 97 B FF 95 4-0 3 2B, 9 1B, 1-2 BB		F FF 97 B CU 83 S CU 86 D CU 87 B CU 84 B CU 83 4-2 1-2, 2-3, 3-H BB		B FF 96 C FF 95 B CU 84 X CH 87 2-1 9 1B, 3 1B, 51 G4-6-3, 1-2 1B	C FF 90 S FF 90 B SI 91 B SI 91 B FF 90 X FF 91 3-2 ③ F8				2	2	1	1	2	0	2
3 Marlon Byrd, R (1, 9) OBP: 0.318, SLG: 0.452	C CU 82 B FF 98 S FF 96 X CU 85 1-2 9 1B, 1-3, 2-H 2B		B FF 98 S FF 97 S FF 98 S FF 98 1-3 ① K		C CU 85 X FF 97 0-1 51 G4-6-3, 9 1B, 1-2, 2-H 1B		X FF 90 0-0 ① P5			4	0	2	2	0	1	3
9 Domonic Brown, L (1, 7) OBP: 0.400, SLG: 0.389	F FF 98 F FF 97 X FF 98 0-2 ③ 2-H, 3-H 1B		T FF 97 B CU 87 F FF 97 F FF 97 S CU 86 1-3 ② K		C SI 90 F SL 83 D SL 83 X FF 90 1-2 51 G4-6-3, 1-2, 2-3 1B		C FF 89 C SL 83 X SL 83 0-2 ② L9			4	0	2	1	0	1	3
51 Carlos Ruiz, R (1, 2) OBP: 0.366, SLG: 0.353		B FF 94 B FF 95 S CU 81 X FF 96 2-1 ① G4-3	B CU 87 B CU 84 C FF 97 F FF 98 B FF 98 S CU 86 3-3 ③ K		C FF 89 X SL 84 0-1 ① ② G4-6-3, 1-2f, 2-3, 3-H		X SI 90 0-0 2B			4	0	1	0	0	1	5
25 Cody Asche, L (1, 5) OBP: 0.303, SLG: 0.400 43 Mario Hollands, L (6, 1) 2 Ben Revere, L (7, PH) OBP: 0.318, SLG: 0.333 59 Antonio Bastardo, R (8, 1) 58 Jonathan Papelbon, R (9, 1)		X FF 95 0-0 ② G4-3		C FF 95 B CH 90 B FF 94 C CU 81 F CU 84 F CU 83 S CU 84 2-3 ① K	X CU 76 0-0 ③ F8		F FF 91 X SI 91 0-1 ③ G6-3			3 0 1 0 0	0 0 0 0 0	0 0 0 0 0	0 0 0 0 0	1 0 0 0 0	1 0 1 0 0	1 0 1 0 0
34 A.J. Burnett, R (1, 1) 63 Jake Diekman, R (5, 1) 13 Freddy Galvis, S (6, 5)		C FF 94 X FF 96 0-1 ③ G6-3		C FF 95 B FF 97 C FF 96 S FF 97 1-3 ② K		B CU 73 B CU 74 C FF 89 B FF 89 F FF 89 B FF 90 4-2 19 SH1-3 BB		B SI 88 C SI 89 B SI 88 X SI 89 2-1 ① F9		2 0 1	0 0 0	0 0 0	0 0 1	0 0 0	1 0 0	0 0 0
Inning Stats	R: 2 E: 0 K: 0 S: 13 H: 3 LOB: 2 BB: 1 P: 20	R: 0 E: 0 K: 0 S: 5 H: 0 LOB: 0 BB: 0 P: 7	R: 1 E: 0 K: 3 S: 16 H: 1 LOB: 3 BB: 3 P: 34	R: 0 E: 0 K: 3 S: 11 H: 0 LOB: 0 BB: 0 P: 16	R: 3 E: 0 K: 0 S: 13 H: 5 LOB: 1 BB: 0 P: 17	R: 0 E: 0 K: 0 S: 11 H: 0 LOB: 2 BB: 2 P: 22	R: 0 E: 0 K: 0 S: 7 H: 1 LOB: 1 BB: 0 P: 7	R: 0 E: 0 K: 1 S: 9 H: 0 LOB: 1 BB: 1 P: 18		1B: 7 2B: 2 3B: 1 HR: 0 SF: 0 SAC: 1 DP: 1 HBP: 0		WP: 0 PB: 0 SB: 1 CS: 0 PA: 39			

	AB	31
	R	6
	H	10
	RBI	5
	BB	7
	SO	7
	LOB	18

PITCHER		IP	WLS	BF	H	R	ER	SO	BB	IBB	HBP	BLK	WP	HR	S	P	ERA	WHIP
16 José Fernández, R ERA: 3.78	(1, 1)	4.0	L	23	8	6	6	6	4	0	0	0	0	0	52	87	13.50	3.000
45 Kevin Slowey, R ERA: 2.08	(5, 1)	3.0		12	2	0	0	0	2	0	0	0	0	0	24	36	0.00	1.333
31 Steve Cishek, R ERA:	(8, 1)	1.0		4	0	0	0	1	1	0	0	0	0	0	9	18	0.00	1.000

PITCHER	IP	WLS	BF	H	R	ER	SO	BB	IBB	HBP	BLK	WP	HR	S	P	ERA	WHIP

Batter	1	2	3	4	5	6	7	8	9	10	AB	R	H	RBI	BB	SO	LOB
21 Christian Yelich, L (1, 7) OBP: 0.347, SLG: 0.378	B FF 93 F FF 93 B SL 86 X FF 92 2-1 27 1B 1B	B CH 84 F FF 91 X SL 83 1-1 13 E 1-2 2-3 1B		C SL 86 B CH 83 X FF 90 1-1 ② ③ L8-4 2-3		D FF 91 C SL 82 B FF 91 X SL 81 2-1 ③ L4		B FF 90 B FF 90 X FF 90 2-0 ② FC4-6 1-2f		B SI 93 T SI 94 C CU 79 B SL 84 B SL 83 T FF 93 3-2 ③ K	6	0	2	0	0	1	3
13 Marcell Ozuna, R (1, 8) OBP: 0.347, SLG: 0.478	B FF 93 S SI 93 1 SAFE B SL 85 F SI 93 D CH 85 X FF 94 3-2 ① F9	D FF 92 F SL 85 B FF 93 C FF 93 B FF 93 X FF 94 3-2 E3 27 FC4-6 1-2 2-3 3-H		F FF 88 S CH 83 B FF 91 S CH 84 1-3 ① K			X SL 82 0-0 27 HR 1B	1 SAFE B FF 89 T FF 90 C SL 81 B FF 91 X FF 91 2-2 ③ L8			5	1	1	0	0	1	4
27 Giancarlo Stanton, R (1, 9) OBP: 0.364, SLG: 0.608	B FF 92 X SL 86 1-0 9 FC6-4 1-2 1B	B FF 93 B CH 84 B FF 93 X FF 93 3-0 ③ FC4-6 1-2f			B CH 82 C SI 90 X CH 83 1-1 HR		X FF 91 0-0 1-H HR		C FF 93 B FF 91 B FF 92 X SL 82 2-1 ① P4		5	2	3	3	0	0	3
46 Garrett Jones, L (1, 3) OBP: 0.302, SLG: 0.261	C FF 93 S SL 86 S CH 85 0-3 ② K		B FF 90 S FF 90 F FF 90 F SL 85 F CH 83 S CH 84 1-3 ① K		X SL 85 0-0 ② F7		B SL 78 S FF 91 B FF 90 X FF 91 2-1 ① G3-1		C FS 87 F FF 92 S FF 92 0-3 ② K		5	0	0	0	0	3	2
9 Casey McGehee, R (1, 5) OBP: 0.373, SLG: 0.419	B CH 84 S FF 93 B FF 94 X FF 92 2-1 ③ FC6-4 1-2f		F CH 83 S CH 84 B SL 86 B FF 92 X FF 90 2-2 ② F9		X FF 90 0-0 1B		B CH 82 X FF 91 1-0 ② G6-3		S SL 80 C FF 92 B FF 92 B SL 82 F FF 93 B FF 88 X SL 80 3-2 39 BB 1B		5	0	2	0	0	0	2
39 Jarrod Saltalamacchia, S (1, 2) OBP: 0.390, SLG: 0.457		B FF 91 B FF 90 S CH 83 B FF 90 B FF 91 4-1 21 1B 3 1B 13 E BB	B CH 84 B SI 91 X FF 90 2-0 1B		F FF 88 B FF 89 X CH 81 1-1 ③ G6-3		B FF 92 B FF 92 X FF 91 2-0 1B		F FF 93 B FF 91 B FF 91 S FF 92 D FS 86 F FF 93 B FF 87 4-2 1-2 BB		3	1	2	0	2	0	1
10 Jeff Baker, R (1, 4) OBP: 0.300, SLG: 0.182 44 AJ Ramos, R (7, 1) 40 Mike Dunn, L (8, 1) 29 Greg Dobbs, L (9, PH) OBP: 0.143, SLG: 0.143 49 Carlos Marmol, R (9, 1) 43 Dan Jennings, L (10, 1)		B FF 92 C SL 88 S CH 84 C FF 91 1-3 ① K	C SL 85 X FF 91 0-1 ③ L4			C SL 81 S SL 82 B SL 83 S SL 83 1-3 ① K	X FF 90 0-0 ③ F9		X FF 88 0-0 ③ P6		4 0 0 0 1 0 0 0	0 0 0 0 0 0 0 0	0 0 0 0 0 0 0 0	0 0 0 0 0 0 0 0	2 0 0 0 0 0 2 0	3 0 0 0 0 0 0 0	
3 Adeiny Hechavarría, R (1, 6) OBP: 0.400, SLG: 0.489		D CH 85 X FF 92 1-0 13 E 21 1B 1-2 1B		X FF 90 0-0 21 L8-4 24 SH3 1B		C SL 82 S SL 82 B SL 81 B FF 93 B SL 83 X FF 92 3-2 ② G4-3		B SL 80 B SL 79 B FF 89 B FF 90 4-0 21 FC4-6 BB		C CU 78 S SL 85 B FF 95 F CU 78 X SI 93 1-2 ① G3	4	0	2	0	1	0	0
24 Nathan Eovaldi, R (1, 1) OBP: 0.200, SLG: 0.200 17 Donovan Solano, R (7, 4) OBP: 0.143, SLG: 0.143		C FF 90 L SL 83 B SL 85 M SL 85 2 SAFE 1-3 ② K		X FF 89 0-0 ① SH3 1-2		C FF 92 S SL 84 B SL 82 X FF 93 1-2 1B		C FF 88 S FF 91 X SL 84 0-2 ① F8		X FF 94 0-0 ② F7	2 2	0 0	1 0	0 0	0 0	1 0	2 1

Inning Stats																								
	R: 0 E: 0 K: 1 S: 11	H: 2 LOB: 2 BB: 0 P: 19	R: 1 E: 1 K: 2 S: 14	H: 2 LOB: 3 BB: 1 P: 28	R: 0 E: 0 K: 1 S: 11	H: 1 LOB: 1 BB: 0 P: 16	R: 0 E: 0 K: 0 S: 4	H: 1 LOB: 0 BB: 0 P: 5	R: 1 E: 0 K: 1 S: 9	H: 2 LOB: 1 BB: 0 P: 12	R: 0 E: 0 K: 1 S: 11	H: 1 LOB: 1 BB: 0 P: 18	R: 2 E: 0 K: 0 S: 7	H: 3 LOB: 1 BB: 0 P: 12	R: 0 E: 0 K: 0 S: 7	H: 0 LOB: 1 BB: 1 P: 15	R: 0 E: 0 K: 1 S: 13	H: 1 LOB: 2 BB: 1 P: 22	R: 0 E: 0 K: 1 S: 8	H: 0 LOB: 0 BB: 0 P: 12	1B: 11 2B: 1 3B: 0 HR: 2	SF: 0 SAC: 1 DP: 1 HBP: 0	WP: 0 PB: 0 SB: 0 CS: 0	PA: 46

PITCHER		IP	WLS	BF	H	R	ER	SO	BB	IBB	HBP	BLK	WP	HR	S	P	ERA	WHIP
44 Jonathan Pettibone, R ERA: 1.8	(1, 1)	5.0		24	8	2	1	5	1	0	0	0	0	1	49	80	1.80	1.800
30 Justin De Fratus, R ERA: 7.2	(6, 1)	1.0	B	6	3	2	2	1	0	0	0	0	0	1	13	20	18.00	3.000
43 Mario Hollands, L ERA: 1.69	(7, 1)	1.0		4	1	0	0	0	0	0	0	0	0	0	5	10	0.00	1.000
59 Antonio Bastardo, L ERA: 5.68	(8, 1)	1.0		4	0	0	0	0	1	0	0	0	0	0	7	15	0.00	1.000
58 Jonathan Papelbon, R ERA: 6.23	(9, 1)	1.0		5	1	0	0	1	1	0	0	0	0	0	13	22	0.00	2.000

PITCHER		IP	WLS	BF	H	R	ER	SO	BB	IBB	HBP	BLK	WP	HR	S	P	ERA	WHIP
39 B.J. Rosenberg, R ERA:	(10, 1)	1.0	W	3	0	0	0	1	0	0	0	0	0	0	8	12	0.00	0.000

TOP

Miami Marlins @ Philadelphia Phillies

Citizens Bank Park, Philadelphia, PA

Sat Apr 12 2014, 7:08 PM - 10:36 PM EDT

Att. 27,760 - Clear - 72 F

livebaseballscorecards.com

AB	42
R	4
H	13
RBI	3
BB	3
SO	8
LOB	23

MIAMI

Batter	1	2	3	4	5	6	7	8	9	10	AB	R	H	RBI	BB	SO	LOB
19 Tony Gwynn Jr., L (1, 8) OBP: 0.400, SLG: 0.333	B FF 96 B FF 97 X FF 96 2-0 11 1B 2B		C FF 95 C CU 77 X SL 86 0-2 11 G4-3 26 2B 1B		C FF 97 F FF 98 B FF 95 F FF 96 C CU 77 1-3 ② K			C SL 87 S SL 88 B FF 95 X FF 94 1-2 ① L9		L FF 92 B SL 83 B SL 83 C FF 93 B SL 84 S FF 93 3-3 ② K	5	2	2	0	0	2	0
11 Jimmy Rollins, S (1, 6) OBP: 0.395, SLG: 0.553	L FF 95 F SL 86 B SL 86 F FF 98 X SL 86 1-2 26 2B 2-H 1B		X CU 76 0-0 ① G4-3 1-2		C FF 97 X SL 87 0-1 ③ G3-1			B SL 87 C SL 88 B FF 94 X FF 94 2-1 1B		B FF 93 S SL 82 F SL 83 B FF 93 X SL 84 2-2 HR	5	2	3	2	0	0	1
26 Chase Utley, L (1, 4) OBP: 0.537, SLG: 0.778	B SL 87 1 SAFE C FF 97 B FF 96 F FF 96 1 SAFE 1 SAFE X FF 98 2-2 3 G4-3 1-H 2B		C FF 97 B FF 97 X CH 88 1-1 6 1B 2-H 2B			B FF 97 B CU 77 F FF 96 X FF 96 2-1 ① G3-1		C SL 86 F FF 93 1 SAFE X SL 86 0-2 ② P4			4	1	2	2	0	0	1
6 Ryan Howard, L (1, 3) OBP: 0.347, SLG: 0.341	F FF 96 T FF 96 C SL 87 0-3 ① K		X SL 84 0-0 3 G6-3 2-H 1B			B FF 96 B FF 98 F FF 97 C FF 96 F FF 98 B FF 97 X FF 96 3-2 ② F7		X SL 87 0-0 ③ F8			4	0	1	1	0	1	2
3 Marlon Byrd, R (1, 9) OBP: 0.292, SLG: 0.413	S SL 87 X FF 97 0-1 ② G4-3 2-3		B FF 95 B SL 86 B FF 95 C FF 95 F FF 95 F FF 95 F SL 85 F FF 96 X FF 95 3-2 ②③ G6-3 1-2f			X FF 98 0-0 ③ L9			B SL 85 C SL 82 B SL 84 C FF 95 S SL 84 2-3 ① K		4	0	0	0	0	1	2
9 Domonic Brown, L (1, 7) OBP: 0.364, SLG: 0.350	C FF 96 X FF 96 0-1 ③ F7		B FF 95 C FF 95 C FF 96 B SL 86 C FF 98 2-3 ① K				B FF 97 B FF 96 B FF 94 C FF 94 F FF 95 F FF 96 T FF 95 3-2 ① K		F FF 93 F SL 83 B SL 83 B FF 93 C SL 83 2-3 ② K		4	0	0	0	0	3	1
51 Carlos Ruiz, R (1, 2) OBP: 0.378, SLG: 0.351		C FF 95 X FF 95 0-1 ① F7	C FF 96 C SL 87 F SL 89 F FF 97 B CU 78 B SL 88 X FF 98 2-2 ② G4-3				S SL 86 B FF 98 C SL 86 B SL 86 F FF 97 F FF 98 X FF 98 2-2 13 CS 1B		B SL 83 C SL 83 C SL 83 F SL 81 B FF 93 B SL 83 B SL 83 4-2 13 S BB		3	0	1	0	1	0	0
13 Freddy Galvis, S (1, 5)		C FF 94 B CU 77 B CU 76 F CH 88 F FF 97 B FF 96 X FF 97 3-2 ② P6		B CU 78 X FF 97 1-0 ③ F7			C FF 89 B CH 82 S CH 81 B SL 80 F FF 90 B CH 83 D FF 92 4-2 ② 1-2 BB		C SL 84 B SL 83 B FF 93 C SL 83 B FF 93 F SL 85 C SL 82 3-3 ③ K 1-2		3	0	0	0	1	1	1
44 Jonathan Pettibone, L (1, 1) 25 Cody Asche, L (5, PH) 0-0, 0 PA, 0 AB, 0 R, 0 H, 0 RBI 30 Justin De Fratus, S (6, 1) 43 Mario Hollands, L (7, 1) 15 John Mayberry Jr., R (7, PH) 59 Antonio Bastardo, R (8, 1) 58 Jonathan Papelbon, R (9, 1) 39 B.J. Rosenberg, R (10, 1) 2 Ben Revere, L (10, PH) 0-0, 0 PA, 0 AB, 0 BB		C FF 96 B FF 97 F FF 97 F FF 97 S SL 86 1-3 ③ K		B FF 95 X FF 95 1-0 ① G4-3		C FF 91 C SL 78 X FF 91 0-2 ③ F9			B SL 81 B SL 82 X FF 91 2-0 ① L1-3	1 0 0 0 0 1 0 1 0 0 0 0 0 0 0 0 0 0 0 0 0 0 0 0 0 0 0 0 1 0 0 0 0 0 1 0 0 0 0 0 0 0 0 0 0 0 0 0 0 1 0 0 0 0 0 0						
Inning Stats	R: 2 E: 0 K: 1 S: 15 H: 3 LOB: 1 BB: 0 P: 20	R: 0 E: 0 K: 1 S: 10 H: 0 LOB: 0 BB: 0 P: 14	R: 2 E: 0 K: 0 S: 13 H: 3 LOB: 0 BB: 0 P: 17	R: 0 E: 0 K: 1 S: 9 H: 0 LOB: 0 BB: 0 P: 14	R: 0 E: 0 K: 1 S: 7 H: 0 LOB: 0 BB: 0 P: 9	R: 0 E: 0 K: 0 S: 7 H: 0 LOB: 0 BB: 0 P: 12	R: 0 E: 0 K: 1 S: 15 H: 1 LOB: 1 BB: 1 P: 24	R: 0 E: 0 K: 0 S: 9 H: 1 LOB: 1 BB: 0 P: 12	R: 0 E: 0 K: 3 S: 13 H: 0 LOB: 1 BB: 1 P: 24	R: 1 E: 0 K: 1 S: 7 H: 1 LOB: 0 BB: 0 P: 14	1B: 5 2B: 3 3B: 0 HR: 1 SF: 0 SAC: 0 DP: 1 HBP: 0	WP: 0 PB: 0 SB: 1 CS: 1 PA: 38					

PITCHER		IP	WLS	BF	H	R	ER	SO	BB	IBB	HBP	BLK	WP	HR	S	P	ERA	WHIP
24 Nathan Eovaldi, R ERA: 4.19	(1, 1)	6.1		25	7	4	4	5	0	0	0	0	0	0	70	100	5.68	1.105
44 AJ Ramos, R ERA:	(7, 1)	0.2		2	0	0	0	0	1	0	0	0	0	0	6	10	0.00	1.500
40 Mike Dunn, L ERA: 5.79	(8, 1)	1.0		4	1	0	0	0	0	0	0	0	0	0	9	12	0.00	1.000
49 Carlos Marmol, R ERA: 6.0	(9, 1)	1.0		4	0	0	0	3	1	0	0	0	0	0	13	24	0.00	1.000
43 Dan Jennings, L ERA: 1.8	(10, 1)	0.2	L	3	1	1	1	1	0	0	0	0	0	1	7	14	13.50	1.500

PITCHER	IP	WLS	BF	H	R	ER	SO	BB	IBB	HBP	BLK	WP	HR	S	P	ERA	WHIP

BOTTOM

Miami Marlins @ Philadelphia Phillies

Citizens Bank Park, Philadelphia, PA

Sat Apr 12 2014, 7:08 PM - 10:36 PM EDT

Att. 27,760 - Clear - 72 F

livebaseballscorecards.com

AB	36
R	5
H	9
RBI	5
BB	2
SO	9
LOB	9

Batter	1	2	3	4	5	6	7	8	9	AB	R	H	RBI	BB	SO	LOB
21 Christian Yelich, L (1, 7) OBP: 0.352, SLG: 0.367	C SI 90 F SI 90 B SI 90 B CH 83 B CH 82 X SI 90 3-2 E3 3 G3 9 1B	B CH 80 B FC 87 B SI 90 C SI 90 X FC 88 3-1 2-H 1B	B SI 90 B SI 89 B SI 90 C SI 89 B SI 90 4-1 1-2 BB	S CH 80 C CH 81 F CH 84 F SI 92 C SI 92 0-3 ③ K		F FF 92 B FS 85 C FF 91 B FS 86 B FS 86 X FF 92 3-2 ③ G6-3	4	1	1	1	1	1	1
3 Adeiny Hechavarría, R (1, 6) OBP: 0.370, SLG: 0.451	B SI 92 B SI 91 C SI 89 B CH 82 X SI 90 3-1 ① G3 2-3	1 SAFE X SI 90 0-0 ③ F9	C SI 91 T CH 82 D CH 84 D CH 84 F SI 92 B FC 88 S CH 84 3-3 ③ K	X SL 84 0-0 ① G5-3						4	0	0	0	0	1	4
27 Giancarlo Stanton, R (1, 9) OBP: 0.339, SLG: 0.564	F SI 90 X SI 90 0-1 ② P4	B FC 87 F SI 89 F SI 89 B CH 84 S CH 83 2-3 ① K	B SI 90 F CH 82 B SI 92 F SI 92 F SI 91 X SI 92 2-2 ① L7			B SL 85 C FF 93 T FF 94 S SL 84 1-3 ② K				4	0	0	0	0	2	1
46 Garrett Jones, L (1, 3) OBP: 0.316, SLG: 0.327	B SI 91 B CH 81 B CH 81 B FC 88 4-0 9 1B BB	S CH 80 B SI 89 B SI 90 F CH 80 F SI 91 C FC 88 2-3 ② K	X SI 91 0-0 HR	C CH 87 B SL 85 F SI 93 C SL 84 1-3 ③ K						3	1	1	1	1	2	0
9 Casey McGehee, R (1, 5) OBP: 0.382, SLG: 0.447	B SI 90 B CH 81 C SI 91 F CH 81 F CH 83 F FC 88 X SI 90 2-2 1-2 3-H 1B	C SI 91 X FC 89 0-1 2B	S CH 81 X CH 82 0-1 ② P3					C FF 90 S SL 79 B SL 82 F SL 83 X FF 90 1-2 ① F9		4	0	2	1	0	0	0
13 Marcell Ozuna, R (1, 8) OBP: 0.321, SLG: 0.440	F SI 91 B SI 90 F SI 90 S CH 83 1-3 ③ K	F SI 90 B SI 91 D CH 83 F SI 91 B FC 90 S CH 84 3-3 ③ K	B SI 91 F SI 90 B FC 88 X FC 87 2-1 ③ F9					C FF 90 B FF 92 S SL 80 S SL 84 1-3 ② K		4	0	0	0	0	3	3
10 Jeff Baker, R (1, 4) OBP: 0.265, SLG: 0.154		X SI 88 0-0 ① G6-3	C SI 88 B SI 89 S CH 81 C SI 90 1-3 ① K	B FC 86 B FC 86 B SI 89 C SI 88 S SI 90 F SI 91 F SI 91 F SI 91 X SI 91 3-2 ① P6				B SL 83 F FF 90 B FF 90 X FF 90 2-1 ③ G6-3		4	0	0	0	0	1	0
6 Jeff Mathis, R (1, 2) 39 Jarrod Saltalamacchia, (2 PH) OBP: 0.444, SLG: 0.286 OBP: 0.381, SLG: 0.444		C SI 88 X SI 90 0-1 37 SH1-4 21 1B 1B	B SI 90 T CH 81 B SI 90 B SI 90 X SI 91 3-1 ② L1	C FC 87 B CH 81 F CH 81 B SL 79 F CH 82 B SI 93 D CH 82 4-2 37 SH1-4 BB					C FF 92 B FS 88 S FF 91 F FF 92 X FS 85 1-2 ① G4-3	2 1	1 0	1 0	0 0	1 0	0 0	0 0
37 Henderson Alvarez III, R (1, 1) OBP: 0.250, SLG: 0.250 44 AJ Ramos, R (7, 1) 40 Mike Dunn, L (8, 1) 29 Greg Dobbs, L (9, PH) OBP: 0.125, SLG: 0.125		X SI 87 0-0 ② SH1-4 1-2	C SI 88 X SI 89 0-1 21 BB 1B	X SI 88 0-0 ② SH1-4 1-2					S FF 91 B FF 91 X FF 91 1-1 ② F9	1 0 0 1	0 0 0 0	1 0 0 0	0 0 0 0	0 0 0 0	0 0 0 0	0 0 0 0
Inning Stats	R: 1 E: 1 K: 1 S: 15 H: 1 LOB: 2 BB: 1 P: 28	R: 1 E: 0 K: 0 S: 7 H: 2 LOB: 1 BB: 0 P: 10	R: 0 E: 0 K: 3 S: 12 H: 1 LOB: 1 BB: 0 P: 19	R: 0 E: 0 K: 2 S: 12 H: 1 LOB: 2 BB: 1 P: 23	R: 1 E: 0 K: 0 S: 9 H: 1 LOB: 0 BB: 0 P: 13	R: 0 E: 0 K: 1 S: 15 H: 0 LOB: 1 BB: 1 P: 22	R: 0 E: 0 K: 2 S: 7 H: 0 LOB: 0 BB: 0 P: 9	R: 0 E: 0 K: 1 S: 9 H: 0 LOB: 0 BB: 0 P: 13	R: 0 E: 0 K: 0 S: 9 H: 0 LOB: 0 BB: 0 P: 14	1B: 4 2B: 1 3B: 0 HR: 1 SF: 0 SAC: 2 DP: 0 HBP: 0						

PITCHER		IP	WLS	BF	H	R	ER	SO	BB	IBB	HBP	BLK	WP	HR	S	P	ERA	WHIP
38 Kyle Kendrick, R ERA: 3.5	(1, 1)	6.0		28	6	3	2	7	3	0	0	0	0	1	70	115	3.00	1.500
39 B.J. Rosenberg, R ERA:	(7, 1)	1.0		3	0	0	0	2	0	0	0	0	0	0	7	9	0.00	0.000
59 Antonio Bastardo, L ERA: 4.91	(8, 1)	1.0	W	3	0	0	0	1	0	0	0	0	0	0	9	13	0.00	0.000
58 Jonathan Papelbon, R ERA: 5.06	(9, 1)	1.0	S	3	0	0	0	0	0	0	0	0	0	0	9	14	0.00	0.000

PITCHER	IP	WLS	BF	H	R	ER	SO	BB	IBB	HBP	BLK	WP	HR	S	P	ERA	WHIP

TOP

Miami Marlins @ Philadelphia Phillies

Citizens Bank Park, Philadelphia, PA

Sun Apr 13 2014, 1:43 PM - 4:53 PM EDT

Att. 34,272 - Cloudy - 75 F

livebaseballscorecards.com

AB	32
R	3
H	6
RBI	3
BB	3
SO	10
LOB	9

MIAMI

WP: 0 PB: 0 SB: 0 CS: 0 PA: 37

BOTTOM

Miami Marlins @ Philadelphia Phillies

Citizens Bank Park, Philadelphia, PA

Sun Apr 13 2014, 1:43 PM - 4:53 PM EDT

Att. 34,272 - Cloudy - 75 F

livebaseballscorecards.com

Batter	1	2	3	4	5	6	7	8	9	AB	R	H	RBI	BB	SO	LOB
19 Tony Gwynn Jr., L (1, 8) OBP: 0.450, SLG: 0.412	C FF 93 C SI 94 B SI 94 X CH 85 1-2 6 G4-3 11 E 1B	F SI 94 X SI 96 0-1 2-3 1B		C CH 90 X CH 88 0-1 ① FC4-6 11 G4-6-3 1-2f		X SI 91 0-0 26 2B 1B		B SL 88 B FF 96 C SL 87 F FF 95 X SL 88 2-2 ① G4-3		5	0	3	0	0	0	1
11 Jimmy Rollins, S (1, 6) OBP: 0.354, SLG: 0.488	B SI 93 1 SAFE X SI 94 1-0 ① L8 1-2	B CH 89 C SI 96 F FF 95 1 SAFE B SI 96 B SI 95 X SI 90 3-2 ③ G3		X SI 92 0-0 ②③ G4-6-3 1-2f		B CH 83 X SI 91 1-0 ① L9		B FF 94 B FF 95 C SL 86 X FF 94 2-1 ② P3		5	0	0	0	0	0	5
26 Chase Utley, L (1, 4) OBP: 0.565, SLG: 0.875	B SI 94 B SI 94 F SI 94 C SI 95 B SI 95 B SL 86 4-2 6 G4-3 BB		C SI 94 C EP 58 B SL 85 B SL 86 F CH 89 B SI 95 X SI 95 3-2 ① L4		X SI 91 0-0 9 1B 21 2B 1B	1 SAFE B SI 92 X SI 93 1-0 ② 1-H 2B		B SL 88 X SL 88 1-0 HR		4	2	3	1	1	0	0
6 Ryan Howard, L (1, 3) OBP: 0.352, SLG: 0.400 15 John Mayberry Jr., R (8, PR) OBP: 0.385, SLG: 0.636 (9, 3)	X SI 96 0-0 ② G4-3 1-2 2-3		B SI 94 X SI 93 1-0 HR		B CH 87 B SI 92 C SI 93 F CH 87 C CH 86 2-3 ① K	F FF 93 B FF 94 X FF 93 1-1 ③ F7		C FF 94 B SL 88 S FF 94 B FF 95 F SL 88 B FF 95 D SL 87 4-2 BB		4 0	1 0	1 0	1 0	1 0	1 0	4 0
3 Marlon Byrd, R (1, 9) OBP: 0.302, SLG: 0.400	B SL 87 B SI 96 C SL 84 B FF 97 B SL 85 4-1 BB		C FF 94 X SI 95 0-1 21 1B 1B		X SL 82 0-0 ② F7		C SL 79 B SL 81 F FF 92 F SL 81 S SL 82 1-3 ① K	F FF 95 D FF 95 1 SAFE S SL 88 B FF 95 F FF 94 S SL 89 2-3 ③ K		4	0	1	0	1	2	2
9 Domonic Brown, L (1, 7) OBP: 0.375, SLG: 0.349	B CH 89 B SI 94 F SI 95 F SI 97 S SI 96 2-3 ③ K		F CH 88 1 SAFE S SI 92 S SI 94 0-3 ② K		C SI 93 X SI 92 0-1 21 2B 1-2 1B		C CH 83 B CH 84 B FF 94 B CH 82 B FF 92 4-1 25 S BB			3	1	1	0	1	2	4
21 Wil Nieves, R (1, 2) OBP: 0.375, SLG: 0.500		C FF 95 F FF 94 X SI 95 0-2 19 1B 38 SH3 1B	F FF 94 B SL 83 X SL 84 1-1 1-2 1B		X SI 93 0-0 1-H 2-H 2B		X FF 88 0-0 ② F8			4	0	3	2	0	0	1
25 Cody Asche, L (1, 5) OBP: 0.316, SLG: 0.364		C SI 93 X FF 95 0-1 ① L5	C SI 94 T SI 96 B SI 96 F SL 84 B SI 94 C SI 94 2-3 ③ K		I IN 76 T IN 79 I IN 73 I IN 70 4-0 IBB		C CH 83 1 SAFE F CU 76 B CH 83 F SL 80 1 SAFE B FF 93 B CH 80 D SL 77 4-2 1-2 BB			2	0	0	0	2	1	3
38 Kyle Kendrick, R (1, 1) OBP: 0.250, SLG: 0.250 39 B.J. Rosenberg, R (7, 1) 2 Ben Revere, L (7, PH) OBP: 0.304, SLG: 0.318 59 Antonio Bastardo, R (8, 1) 58 Jonathan Papelbon, R (9, 1)	X 0-0 ② SH3 1-2			X FF 90 0-0 19 FC4-6 1B	F SL 80 B SI 93 F SI 92 B SL 83 S CH 89 2-3 ③ K		B CH 80 C FF 90 F CU 74 F SL 79 B CH 82 B FF 92 S CU 75 3-3 ③ K2-3			2 0 1 0 0	0 0 0 0 0	1 0 0 0 0	0 0 0 0 0	0 0 1 0 0	1 0 0 0 0	2 0 2 0 0
Inning Stats	R: 0 E: 1 K: 1 S: 11 H: 1 LOB: 3 BB: 2 P: 23	R: 0 E: 0 K: 0 S: 11 H: 2 LOB: 2 BB: 0 P: 14	R: 1 E: 0 K: 2 S: 16 H: 3 LOB: 2 BB: 0 P: 23	R: 0 E: 0 K: 0 S: 4 H: 1 LOB: 0 BB: 0 P: 4	R: 2 E: 0 K: 2 S: 11 H: 3 LOB: 2 BB: 1 P: 19	R: 0 E: 0 K: 0 S: 5 H: 2 LOB: 1 BB: 0 P: 8	R: 0 E: 0 K: 2 S: 13 H: 0 LOB: 2 BB: 2 P: 25	R: 1 E: 0 K: 1 S: 13 H: 1 LOB: 1 BB: 1 P: 24		1B: 9 2B: 2 3B: 0 HR: 2	SF: 0 SAC: 1 DP: 1 HBP: 0			WP: 0 PB: 0 SB: 1 CS: 0	PA: 41	

	AB	34
	R	4
	H	13
	RBI	4
	BB	6
	SO	8
	LOB	24

PITCHER		IP	WLS	BF	H	R	ER	SO	BB	IBB	HBP	BLK	WP	HR	S	P	ERA	WHIP
37 Henderson Alvarez III, R ERA: 4.3	(1, 1)	6.0		31	12	3	3	5	2	1	0	0	0	1	58	91	4.50	2.333
44 AJ Ramos, R ERA:	(7, 1)	1.0		5	0	0	0	2	2	0	0	0	0	0	13	25	0.00	2.000
40 Mike Dunn, L ERA: 6.35	(8, 1)	1.0	L	5	1	1	1	1	1	0	0	0	0	1	13	24	9.00	2.000

PITCHER	IP	WLS	BF	H	R	ER	SO	BB	IBB	HBP	BLK	WP	HR	S	P	ERA	WHIP

Atlanta Braves @ Philadelphia Phillies

Citizens Bank Park, Philadelphia, PA

Mon Apr 14 2014, 7:11 PM - 10:51 PM EDT

Att. 26,516 - Cloudy - 74 F

TOP

livebaseballscorecards.com

Batter	1	2	3	4	5	6	7	8	9	AB	R	H	RBI	BB	SO	LOB
22 Jason Heyward, L (1, 9) OBP: 0.311, SLG: 0.300	X SI 91 0-0 2 FC6-4 1B		B SI 92 B CH 85 C SI 90 F SI 90 B SI 92 B SI 91 4-2 2 G6-3 2 S 5 FC1-5-2-4 BB		B CH 84 B SI 91 B SI 90 B CH 84 4-0 BB		B SL 79 X FF 92 1-0 ① G4-3	X FF 95 0-0 ③ L5		3	0	1	0	2	0	0
2 B.J. Upton, R (1, 8) OBP: 0.245, SLG: 0.320	C SI 90 F SI 92 X SI 90 0-2 ① FC6-4 5 E 5 S 1-2f		S SL 84 C CH 84 B FF 92 F SI 91 B CH 83 X SI 92 2-2 ① G6-3 1-3		F SI 90 F CH 83 X CH 82 0-2 ③ G1-6-3		B FF 93 S CH 85 B FF 93 B FF 92 F CH 86 B FF 93 4-2 8 E 8 S BB		B SI 97 B SI 97 B SI 98 B SI 97 4-0 8 BB 5 FC4 26 HR BB	3	1	0	0	2	0	4
5 Freddie Freeman, L (1, 3) OBP: 0.491, SLG: 0.745	D SI 90 S CH 84 1 SAFE B FF 92 F CH 85 S CH 85 2-3 ② K 1-3		B FF 91 S CH 83 F CH 84 B SI 91 B SL 86 X CH 85 3-2 ② ③ FC1-5-2-4 3-H			B SI 90 B SL 83 B SI 91 B SI 90 4-0 24 HR BB	1 SAFE X FF 92 0-0 ② F7		B SL 84 S SI 97 B SI 97 B SI 96 X SI 97 3-1 FC4 8 BB 26 HR 1-2	4	2	0	0	1	1	4
8 Justin Upton, R (1, 7) OBP: 0.446, SLG: 0.646	B SI 91 B SL 84 C CH 83 F SI 92 S SI 92 2-3 ③ K			C SL 84 X SL 86 0-1 ① G6-3		C SI 90 B SI 89 B SI 88 B SI 90 F SI 90 S CH 84 3-3 ① K	1 SAFE C FF 92 B FF 90 F SL 79 B FF 93 B FF 93 S FF 93 3-3 ③ K 1-3		B SI 96 C SL 83 B SI 97 B SL 84 B SI 97 4-1 26 HR 1-2 2-3 BB	4	1	0	0	1	3	3
24 Evan Gattis, R (1, 2) OBP: 0.303, SLG: 0.636		C SI 92 X SI 92 0-1 ① G5-3		C CH 83 B SI 91 F SI 91 X CH 84 1-2 ② L7		B SI 90 F SI 90 B SL 82 S SI 89 X SI 90 2-2 1-H HR		B CU 79 F SL 84 B SI 92 S FF 94 B CU 78 X SL 83 3-2 HR	C SL 84 S SL 85 S SI 98 0-3 ① K	5	2	2	3	0	1	3
26 Dan Uggla, R (1, 4) OBP: 0.265, SLG: 0.400		C SI 91 B CH 84 B SI 91 B CH 84 C SI 91 F SI 92 X SI 91 3-2 ② G6-3		F CH 83 X SL 83 0-1 ③ F8		B SI 91 C SI 90 B SI 90 F CH 83 B SI 89 F CH 83 F CH 82 F SI 90 B SI 89 4-2 19 G4-3 BB		B FF 95 C FF 94 B SL 84 B FF 94 X FF 93 3-1 HR	C SI 97 X SL 84 0-1 1-H 2-H 3-H HR	4	2	2	5	1	0	0
19 Andrelton Simmons, R (1, 6) OBP: 0.356, SLG: 0.610		B SI 92 B SI 92 C SI 91 B SI 92 S CH 83 F SI 91 F CH 83 F SI 92 F SI 91 3-2 X SI 93 3B			B SL 84 B SI 90 C SI 89 B SI 90 X SI 89 3-1 ① G5-3	B SI 89 C SI 88 1 SAFE S SL 86 F CH 83 F SI 89 X SL 84 1-2 ② G4-3 1-2		B FF 93 C SL 86 B SI 92 B FF 94 F FF 94 X SL 84 3-2 HR	C SI 98 X SI 98 0-1 1B	5	1	3	1	0	0	1
14 Ramiro Pena, S (1, 5) OBP: 0.333, SLG: 0.500		B CH 83 B SI 91 F SI 92 B CH 85 B CH 84 4-1 BB			X SI 91 0-0 2B	I IN 66 I IN 71 I IN 73 I IN 72 4-0 IBB		C FF 94 F SL 84 F SL 84 C SL 84 0-3 ① K	C SL 84 F SI 96 S SI 97 0-3 ② K	3	0	1	0	2	2	1
30 Ervin Santana, R (1, 1) OBP: 0.167, SLG: 0.167 58 Ian Thomas, R (7, 1) 38 Anthony Varvaro, R (7, 1) 4 Ryan Doumit, S (8, PH) OBP: 0.176, SLG: 0.125 43 Luis Avilán, L (8, 1) 23 Chris Johnson, R (9, PH) OBP: 0.250, SLG: 0.391 48 David Carpenter, R (9, 1)		S SI 91 X SI 90 0-1 ③ G1-3			S SL 84 S CH 82 X SL 84 0-2 ② G6-3	X SI 88 0-0 ③ L4		B SL 83 B SI 94 T SL 82 X FF 93 2-1 ② G4-3	F SI 96 B SI 96 F CH 86 C SI 97 1-3 ③ K	3 0 0 1 0 1	0 0 0 0 0 0	0 0 0 0 0 0	0 0 0 0 0 1	0 0 0 0 0 1	0 0 0 0 0 1	5 0 0 0 0 1
Inning Stats	R: 0 E: 0 K: 2 S: 10 H: 1 LOB: 1 BB: 0 P: 14	R: 0 E: 0 K: 0 S: 16 H: 1 LOB: 2 BB: 1 P: 26	R: 0 E: 0 K: 0 S: 9 H: 0 LOB: 0 BB: 1 P: 18	R: 0 E: 0 K: 0 S: 7 H: 0 LOB: 0 BB: 0 P: 8	R: 0 E: 0 K: 0 S: 9 H: 1 LOB: 2 BB: 1 P: 16	R: 2 E: 0 K: 1 S: 18 H: 1 LOB: 2 BB: 3 P: 36	R: 0 E: 0 K: 1 S: 7 H: 0 LOB: 1 BB: 1 P: 15	R: 3 E: 0 K: 1 S: 15 H: 3 LOB: 0 BB: 0 P: 26	R: 4 E: 0 K: 3 S: 16 H: 2 LOB: 1 BB: 2 P: 28	1B: 2 2B: 2 3B: 1 HR: 5 SF: 0 SAC: 0 DP: 1 HBP: 0						

PITCHER		IP	WLS	BF	H	R	ER	SO	BB	IBB	HBP	BLK	WP	HR	S	P	ERA	WHIP
27 Roberto Hernandez, R ERA: 3.86	(1, 1)	6.0		27	4	2	2	3	5	1	0	0	0	1	69	118	3.00	1.500
43 Mario Hollands, L ERA: 1.42	(7, 1)	1.0		4	0	0	0	1	1	0	0	0	0	0	7	15	0.00	1.000
39 B.J. Rosenberg, R ERA: 6.23	(8, 1)	0.0		3	3	3	3	0	0	0	0	0	0	3	8	17	∞	∞
57 Luis García, R ERA:	(8, 1)	1.0		3	0	0	0	1	0	0	0	0	0	0	7	9	0.00	0.000
63 Jake Diekman, L ERA: 8.59	(9, 1)	1.0	L	8	2	4	4	3	2	0	0	0	0	1	16	28	36.00	4.000

PITCHER	IP	WLS	BF	H	R	ER	SO	BB	IBB	HBP	BLK	WP	HR	S	P	ERA	WHIP

AB	36
R	9
H	9
RBI	9
BB	9
SO	8
LOB	22

WP: 0 PA: 45
PB: 0
SB: 3
CS: 0

Batter	1	2	3	4	5	6	7	8	9	AB	R	H	RBI	BB	SO	LOB
19 Tony Gwynn Jr., L (1, 8) OBP: 0.440, SLG: 0.381	C FF 93 F SI 93 B SL 87 B SL 85 X FF 94 2-2 ① G4-3		B FF 93 F CH 86 X FF 94 1-1 E2 11 SH1-3 1B		B SI 93 F FF 93 S CH 84 S SL 84 1-3 ③ K			B SI 94 B SI 92 B SI 92 C SI 92 C SI 94 B SI 94 4-2 26 1B 11 1B 3 1B BB	C FF 95 F SL 86 C FF 96 0-3 ② K	4	1	1	0	1	2	0
11 Jimmy Rollins, S (1, 6) OBP: 0.365, SLG: 0.478	F FF 94 C SL 85 B SL 86 S CH 86 1-3 ② K		X CH 86 0-0 ② SH1-3 2-3			C SI 93 C SI 91 B SL 84 S CH 85 1-3 ① K		B SI 94 X FF 94 1-0 26 1B 3 1B 1-2 1B	B FF 95 B FF 95 B FF 94 B FF 95 4-0 26 DI BB	3	1	1	0	1	2	0
26 Chase Utley, L (1, 4) OBP: 0.549, SLG: 0.844	C FF 95 S SL 85 S FF 95 0-3 ③ K		C CH 86 B SL 86 F CH 87 D CH 87 S CH 86 2-3 ③ K			B CH 85 S SI 93 F SL 82 B SL 84 X CH 86 2-2 2B		D CU 74 C FF 93 X FF 93 1-1 9 WP 3 1B 9 HR 1-2 2-3 1B	C FF 94 C FF 95 F SL 86 F FF 96 X FF 95 0-2 ③ G3 1-2	5	1	2	0	0	2	2
6 Ryan Howard, L (1, 3) OBP: 0.345, SLG: 0.449		C SL 84 X FF 94 0-1 HR		S SL 84 B SL 83 C CH 84 B FF 95 F CH 86 T FF 95 2-2 ① K		C SL 83 B SL 84 B CH 86 S CH 86 2 SAFE B SL 84 S CH 85 3-3 ② K		C SI 93 S SI 94 B FF 94 C SI 94 1-3 ① K		4	1	1	1	0	3	4
3 Marlon Byrd, R (1, 9) OBP: 0.316, SLG: 0.426		B FF 94 C CH 86 B CH 86 S SL 87 B FF 95 X SL 87 3-2 ① F9		B CH 84 B SL 88 X FF 94 2-0 51 L4-6 2B		S SL 85 S SL 84 S SL 85 0-3 ③ K		F SI 95 F CU 75 X FF 94 0-2 9 HR 1-2 2-H 3-H 1B		4	1	2	2	0	1	1
9 Domonic Brown, L (1, 7) OBP: 0.385, SLG: 0.413		S CH 86 S FF 94 B SL 85 S SI 88 1-3 ② K		B FF 92 D CH 87 B CH 87 S SI 92 B SL 82 4-1 BB			C FF 90 B CU 73 B FF 92 F FF 92 X CU 74 2-2 ① G3-1	B CU 75 X SI 92 1-0 1-H 2-H HR		3	1	1	3	1	1	0
51 Carlos Ruiz, R (1, 2) OBP: 0.367, SLG: 0.325		C SL 85 S SL 86 F FF 95 B SL 86 B CH 86 B FF 95 B SL 87 4-2 BB		C SL 84 B SL 85 S CH 85 D SL 84 X FF 94 2-2 ② ③ L4-6 2-2			B CH 79 B CH 78 X FF 90 2-0 ② P4	B SI 91 S SI 90 C CH 79 X CH 79 1-2 ② F9		3	0	0	0	1	0	2
25 Cody Asche, L (1, 5) OBP: 0.286, SLG: 0.324 63 Jake Diekman, R (9, 1)		X FF 94 0-0 ③ G3			B CH 83 F FF 93 F SL 82 S SL 83 1-3 ① K		B CU 74 C FF 91 C CU 74 X FF 92 1-2 E4	X SI 91 0-0 ③ P3		4 0	0 0	0 0	0 0	0 0	1 0	1 0
27 Roberto Hernandez, R (1, 1) 43 Mario Hollands, L (7, 1) 15 John Mayberry Jr., R (7, PH) OBP: 0.357, SLG: 0.583 39 B.J. Rosenberg, R (8, 1) 57 Luis García, R (8, 1) 13 Freddy Galvis, S (9, 5)			C FF 93 F FF 94 S SL 82 0-3 ① K		C FF 94 C FF 94 F SL 84 B SL 82 F FF 94 F FF 95 X SL 85 1-2 ② G4-3		C CU 79 S CU 81 B FF 95 S CU 81 1-3 ③ K		C FF 95 S SL 87 B SL 87 B FF 95 X FF 95 2-2 ① G3	2 0 1 0 0 0	0 0 0 0 0 0	0 0 0 0 0 0	0 0 0 0 0 0	1 0 0 0 0 0	0 0 1 0 0 0	0 0 1 0 0 0
Inning Stats	R: 0 E: 0 K: 2 S: 9 H: 0 LOB: 0 BB: 0 P: 12	R: 1 E: 0 K: 1 S: 12 H: 1 LOB: 1 BB: 1 P: 20	R: 0 E: 1 K: 2 S: 9 H: 1 LOB: 1 BB: 0 P: 12	R: 0 E: 0 K: 1 S: 9 H: 1 LOB: 1 BB: 1 P: 19	R: 0 E: 0 K: 2 S: 12 H: 0 LOB: 0 BB: 0 P: 15	R: 0 E: 0 K: 3 S: 12 H: 1 LOB: 1 BB: 0 P: 18	R: 0 E: 1 K: 1 S: 10 H: 0 LOB: 1 BB: 0 P: 16	R: 5 E: 0 K: 1 S: 16 H: 4 LOB: 0 BB: 1 P: 25	R: 0 E: 0 K: 1 S: 11 H: 0 LOB: 1 BB: 1 P: 17	1B: 4 2B: 3 3B: 0 HR: 2	SF: 0 SAC: 1 DP: 1 HBP: 0	WP: 1 PB: 0 SB: 0 CS: 0	PA: 39			

PITCHER		IP	WLS	BF	H	R	ER	SO	BB	IBB	HBP	BLK	WP	HR	S	P	ERA	WHIP
30 Ervin Santana, R ERA: 0.64	(1, 1)	6.0		23	4	1	1	11	2	0	0	0	0	1	63	96	1.50	1.000
58 Ian Thomas, L ERA: 2.08	(7, 1)	0.2	H	3	0	0	0	0	0	0	0	0	0	0	7	12	0.00	0.000
38 Anthony Varvaro, R ERA: 2.7	(7, 1)	0.1	H	1	0	0	0	1	0	0	0	0	0	0	3	4	0.00	0.000
43 Luis Avilán, L ERA: 13.5	(8, 1)	1.0	W	8	4	5	5	1	1	0	0	0	1	1	16	25	45.00	5.000
48 David Carpenter, R ERA: 4.5	(9, 1)	1.0	S	4	0	0	0	1	1	0	0	0	0	0	11	17	0.00	1.000

PITCHER	IP	WLS	BF	H	R	ER	SO	BB	IBB	HBP	BLK	WP	HR	S	P	ERA	WHIP

BOTTOM

Atlanta Braves @ Philadelphia Phillies

Citizens Bank Park, Philadelphia, PA

Mon Apr 14 2014, 7:11 PM - 10:51 PM EDT

Att. 26,516 - Cloudy - 74 F

livebaseballscorecards.com

AB	34
R	6
H	8
RBI	6
BB	4
SO	14
LOB	11

Batter	1	2	3	4	5	6	7	8	9	AB	R	H	RBI	BB	SO	LOB
22 Jason Heyward, L (1, 9) OBP: 0.288, SLG: 0.273	C SI 89 X SI 89 0-1 G4-3		S CH 82 S CH 82 B CH 82 S CH 84 1-3 K		C FC 85 S CU 73 B SI 90 S FF 90 1-3 K		B CH 84 B SI 90 F SI 89 F FF 90 S CH 83 2-3 K		B SI 89 3 SAFE B FF 90 F FC 87 C SI 90 S CH 84 2-3 K	5	0	0	0	0	4	3
2 B.J. Upton, R (1, 8) OBP: 0.259, SLG: 0.315	S SI 90 B SI 90 F CH 84 C SI 90 1-3 K		S CH 82 X CH 83 0-1 8 S 1B		B SI 90 B FF 90 B SI 90 B SI 89 4-0 8 FC5-4 BB		B CH 84 S SI 90 C CU 74 S SI 90 1-3 K		F SI 90 D CH 85 X SL 78 1-1 P3	4	0	1	0	1	2	3
5 Freddie Freeman, L (1, 3) OBP: 0.475, SLG: 0.706	F SI 90 B CH 83 S SL 80 F CH 83 B CU 73 B SI 90 X FC 86 3-2 1B		1 SAFE B SI 89 S SI 89 S SI 88 S CH 83 1-3 K		X SI 89 0-0 L8			F CH 81 S SL 78 B CU 73 B FC 86 C SI 90 2-3 K		4	0	1	0	0	2	2
8 Justin Upton, R (1, 7) OBP: 0.417, SLG: 0.596	B SI 89 C SI 89 C SI 89 F CH 82 B FF 90 S CH 82 2-3 K		F SI 89 1 SAFE B CH 82 F FC 86 C SI 89 1-3 K 1-2		X CU 73 0-0 FC5-4 1-2f			B FF 90 B FF 90 X CH 84 2-0 G5-3		4	0	0	0	0	2	3
24 Evan Gattis, R (1, 2) OBP: 0.378, SLG: 0.757		C FF 89 X FF 89 0-1 23 1B 1B		F CH 81 F FF 88 X FF 90 0-2 HR		X SI 89 0-0 19 FC5-4 1B		B CU 74 B CH 84 B CH 82 C CH 82 F FC 86 X SI 90 3-2 1B		4	1	4	1	0	0	0
26 Dan Uggla, R (1, 4) OBP: 0.264, SLG: 0.388		S CH 82 X FF 89 0-1 L8		X SI 89 0-0 19 G6-4-3 23 1B 1B		C CH 81 F CU 73 B FC 86 S CH 83 1-3 K		B FC 86 B SI 89 B FC 85 X CH 87 3-0 G4-3		4	0	1	0	0	1	3
23 Chris Johnson, R (1, 5) OBP: 0.288, SLG: 0.420 17 Jordan Schafer, L (9, PR) 14 Ramiro Pena, S (9, 5) OBP: 0.333, SLG: 0.500		F FF 89 X FC 85 0-1 1-2 1B		C CH 82 B SI 89 X SI 90 1-1 19 G6-4-3 1-2 1B		B SI 89 C CH 82 B CH 83 C FC 86 B CH 83 S SI 89 3-3 K			F SI 88 B SL 79 X SI 89 1-1 49 SH1-4 19 1B 1B	4 0 0	0 0 0	3 0 0	0 0 0	0 0 0	1 0 0	1 0 0
19 Andrelton Simmons, R (1, 6) OBP: 0.347, SLG: 0.578		D CU 74 C SI 90 B CH 82 X SI 89 2-1 L9		C SI 89 X CU 73 0-1 G6-4-3 1-2f 2-3		B FF 89 C SI 89 D CH 84 X FC 86 2-1 FC5-4 1-2f			X SI 89 0-0 49 SH1-4 1-2 1B	4	0	1	0	0	0	5
49 Julio Teheran, R (1, 1) OBP: 0.200, SLG: 0.200		F FF 88 B SI 88 B FF 89 F SI 88 X CH 83 2-2 G4-3		C FF 89 X CH 83 0-1 G3-1			C SI 88 C FF 89 S FF 90 0-3 K		D CU 74 X SI 90 1-0 SH1-4 1-2 2-3	3	0	0	0	0	1	3
Inning Stats	R: 0 E: 0 K: 2 S: 13 H: 1 LOB: 1 BB: 0 P: 19	R: 0 E: 0 K: 0 S: 11 H: 2 LOB: 2 BB: 0 P: 15	R: 0 E: 0 K: 3 S: 11 H: 1 LOB: 1 BB: 0 P: 14	R: 1 E: 0 K: 0 S: 10 H: 3 LOB: 1 BB: 0 P: 11	R: 0 E: 0 K: 1 S: 5 H: 0 LOB: 1 BB: 1 P: 10	R: 0 E: 0 K: 2 S: 9 H: 1 LOB: 1 BB: 0 P: 15	R: 0 E: 0 K: 3 S: 9 H: 0 LOB: 0 BB: 0 P: 12	R: 0 E: 0 K: 1 S: 8 H: 1 LOB: 1 BB: 0 P: 18	R: 0 E: 0 K: 1 S: 9 H: 2 LOB: 3 BB: 0 P: 14	1B: 10 2B: 0 3B: 0 HR: 1 SF: 0 SAC: 1 DP: 1 HBP: 0						

PITCHER	IP	WLS	BF	H	R	ER	SO	BB	IBB	HBP	BLK	WP	HR	S	P	ERA	WHIP
33 Cliff Lee, L (1, 1) ERA: 4.0	9.0	L	38	11	1	1	13	1	0	0	0	0	1	85	128	1.00	1.333

PITCHER	IP	WLS	BF	H	R	ER	SO	BB	IBB	HBP	BLK	WP	HR	S	P	ERA	WHIP

TOP

Atlanta Braves @ Philadelphia Phillies

Citizens Bank Park, Philadelphia, PA

Wed Apr 16 2014, 7:09 PM - 9:37 PM EDT

Att. 23,382 - Clear - 48 F

livebaseballscorecards.com

AB	36
R	1
H	11
RBI	1
BB	1
SO	13
LOB	23



BOTTOM

Atlanta Braves @ Philadelphia Phillies

Citizens Bank Park, Philadelphia, PA

Wed Apr 16 2014, 7:09 PM - 9:37 PM EDT

Att. 23,382 - Clear - 48 F

livebaseballscorecards.com

Batter	1	2	3	4	5	6	7	8	9	AB	R	H	RBI	BB	SO	LOB
2 Ben Revere, L (1, 8) OBP: 0.280, SLG: 0.292	C FF 90 B SI 89 S SI 88 X CH 81 1-2 ① F8			B SI 86 X SI 87 1-0 ① G6-3		C SI 86 B SI 89 B SI 88 X FF 91 2-1 ③ L5			C SI 86 B SI 88 X FF 90 1-1 ② G6-3	4	0	0	0	0	0	0
11 Jimmy Rollins, S (1, 6) OBP: 0.357, SLG: 0.460	B CH 81 S SI 88 B SI 88 B FF 91 X SI 88 3-1 ② P4			C CU 72 B SI 87 F CU 74 B SI 89 B FF 92 X SI 88 3-2 ② F8			C SI 88 F CU 73 F SL 81 X SL 81 0-2 ① G3-1		C FF 90 X SI 88 0-1 26 S 1B	4	0	1	0	0	0	0
26 Chase Utley, L (1, 4) OBP: 0.509, SLG: 0.776	C SI 89 B CU 73 S CH 81 S SL 80 1-3 ③ K2-3			B CH 78 F SI 87 F SI 88 B FF 92 S SL 81 2-3 ③ K			B CH 80 S SI 86 X SL 79 1-1 ② L9		1 SAFE 1 SAFE 1 SAFE B SI 86 B SI 87 B FF 90 C SI 86 X SI 86 3-1 ③ G4-3 1-2	4	0	0	0	0	2	1
6 Ryan Howard, L (1, 3) OBP: 0.344, SLG: 0.442		C SI 86 B CH 81 F SI 87 X CH 81 1-2 ① G3			X SI 87 0-0 9 G3 1B		S CH 82 B SI 88 B CH 82 B SI 88 X SL 79 3-1 ③ L8			3	0	1	0	0	0	0
3 Marlon Byrd, R (1, 9) OBP: 0.300, SLG: 0.404		F FF 91 S FF 92 S FF 92 0-3 ② K			F FF 90 F SL 79 S SL 80 0-3 ① K			F SL 77 F SI 85 X SI 90 0-2 ① F9		3	0	0	0	0	2	1
9 Domonic Brown, L (1, 7) OBP: 0.364, SLG: 0.388		C SI 89 F CH 82 X SL 81 0-2 ③ F7			B CH 81 B SI 88 F CH 80 X SL 81 2-1 ② G3 1-2			B CH 78 B SI 86 S SI 88 B FF 90 F SI 87 F SI 87 X SI 87 3-2 ② G6-3		3	0	0	0	0	0	1
51 Carlos Ruiz, R (1, 2) OBP: 0.365, SLG: 0.326			C CU 72 X FF 90 0-1 ① F7		C SL 80 X CU 73 0-1 ③ F7			C SL 79 B SL 79 B FF 90 X SL 76 2-1 1B		3	0	1	0	0	0	1
13 Freddy Galvis, S (1, 5) 25 Cody Asche, L (8, PH) OBP: 0.279, SLG: 0.316 (9, 5)			C SI 88 B SI 87 X CH 82 1-1 ② P3			B FF 87 X SI 86 1-0 ① P4		B SI 88 B SI 90 B SI 88 C FF 90 S SI 88 X FF 91 3-2 ③ F8		2 1	0 0	0 0	0 0	0 0	0 0	0 1
33 Cliff Lee, L (1, 1) OBP: 0.167, SLG: 0.167 19 Tony Gwynn Jr., L (9, PH) OBP: 0.423, SLG: 0.364			S SI 88 S FF 91 F FF 92 B FF 91 B SL 80 F FF 91 B SL 80 F SI 89 X FF 91 3-2 ③ G6-3			X SI 85 0-0 ② G4-3			B SI 87 C SI 85 B FF 91 F SI 87 B SI 89 X SI 85 3-2 ① G4-3	2 1	0 0	0 0	0 0	0 0	0 0	0 0
Inning Stats	R: 0 E: 0 K: 1 S: 8 H: 0 LOB: 0 BB: 0 P: 13	R: 0 E: 0 K: 1 S: 9 H: 0 LOB: 0 BB: 0 P: 10	R: 0 E: 0 K: 0 S: 10 H: 0 LOB: 0 BB: 0 P: 14	R: 0 E: 0 K: 1 S: 7 H: 0 LOB: 0 BB: 0 P: 13	R: 0 E: 0 K: 1 S: 8 H: 1 LOB: 1 BB: 0 P: 10	R: 0 E: 0 K: 0 S: 4 H: 0 LOB: 0 BB: 0 P: 7	R: 0 E: 0 K: 0 S: 8 H: 0 LOB: 0 BB: 0 P: 12	R: 0 E: 0 K: 0 S: 12 H: 1 LOB: 1 BB: 0 P: 20	R: 0 E: 0 K: 0 S: 9 H: 1 LOB: 1 BB: 0 P: 16	1B: 3 2B: 0 3B: 0 HR: 0 SF: 0 SAC: 0 DP: 0 HBP: 0				WP: 0 PB: 0 SB: 1 CS: 0		PA: 30

	AB
AB	30
R	0
H	3
RBI	0
BB	0
SO	4
LOB	5

PITCHER	IP	WLS	BF	H	R	ER	SO	BB	IBB	HBP	BLK	WP	HR	S	P	ERA	WHIP
49 Julio Teheran, R (1, 1) ERA: 1.93	9.0	W	30	3	0	0	4	0	0	0	0	0	0	75	115	0.00	0.333

PITCHER	IP	WLS	BF	H	R	ER	SO	BB	IBB	HBP	BLK	WP	HR	S	P	ERA	WHIP

Batter	1	2	3	4	5	6	7	8	9	AB	R	H	RBI	BB	SO	LOB
22 Jason Heyward, L (1, 9) OBP: 0.271, SLG: 0.254	X SI 91 0-0 ① G3		B SI 92 C SI 92 T KC 79 F SI 91 X KC 81 1-2 ② FC3-6 2 1B 1-2f			X KC 77 0-0 ① G3		B SL 81 C CH 82 X FF 91 1-1 ② L9		4	0	0	0	0	0	2
2 B.J. Upton, R (1, 8) OBP: 0.258, SLG: 0.310	B FF 90 B SI 89 F SI 90 X FF 91 2-1 ② G6-3		C SI 91 1 SAFE X KC 81 0-1 1-3 1B			C CH 88 F FF 89 B KC 81 X FF 92 1-2 ② G6-3		B FF 90 C FF 91 F FF 90 D SL 82 B FF 91 X FF 90 3-2 ③ P6		4	0	1	0	0	0	1
5 Freddie Freeman, L (1, 3) OBP: 0.477, SLG: 0.685	B SI 91 B SI 91 B CH 87 B SI 91 4-0 BB		B SI 92 1 SAFE F SI 91 1 SAFE X KC 81 1-1 ③ G3-1			B CH 83 F SI 89 B FF 90 B SI 90 X SI 91 3-1 1B			F FF 92 F SI 92 B SI 91 B FS 85 X FF 92 2-2 ① F8	3	0	1	0	1	0	2
8 Justin Upton, R (1, 7) OBP: 0.391, SLG: 0.554	F SI 91 B KC 81 B SI 92 X SI 93 2-1 ③ F9			B KC 79 F SI 90 S FF 91 B FF 92 B SI 92 S FF 91 3-3 ① K		X SI 90 0-0 ③ G6-3			B FF 92 B SL 82 B FF 92 C FF 91 S FF 93 S FF 93 3-3 ② K	4	0	0	0	0	2	2
23 Chris Johnson, R (1, 5) OBP: 0.268, SLG: 0.389		C FF 90 B X SI 90 1-1 ① G6-3		C FF 91 B SI 91 F FF 92 X KC 83 1-2 ② G6-3			B CH 88 X SI 89 1-0 ① G5-3		C FF 91 S SL 83 S FF 93 0-3 ③ K	4	0	0	0	0	1	0
26 Dan Uggla, R (1, 4) OBP: 0.250, SLG: 0.365		C SI 89 B SI 90 B KC 82 F SI 90 B FF 92 F SI 92 X SI 92 3-2 ② G4-3		C FF 91 S FF 92 B FF 92 B KC 82 F SI 91 S KC 81 2-3 ③ K			X FF 90 0-0 ② L8			3	0	0	0	0	1	0
19 Andrelton Simmons, R (1, 6) OBP: 0.346, SLG: 0.563		B SI 92 F FF 92 F SI 90 B KC 82 F KC 82 F FF 92 F CH 88 B SI 91 X SI 91 3-2 ③ G5-3			X SI 89 0-0 11 CS 1B		S FF 90 C FF 90 B FF 91 T FF 91 1-2 ③ K			3	0	1	0	0	1	0
11 Gerald Laird, R (1, 2) OBP: 0.250, SLG: 0.267			C SI 90 B SI 90 F SI 89 B KC 79 B FF 91 X SI 91 3-2 ① G1-3		B SI 90 C SI 89 T FF 91 C KC 80 1-3 ①② K 1-2			S FF 89 X FF 90 0-1 2B		3	0	1	0	0	1	1
40 Alex Wood, R (1, 1)			C SI 90 B SI 89 C SI 90 B SI 90 B FF 91 F SI 89 F SI 90 B SI 91 4-2 22 FC3-6 BB		B FF 88 C CH 88 B FF 89 B SI 89 C FF 89 S FF 90 3-3 ③ K			C FF 89 M FF 90 M SL 82 0-3 ① K		2	0	0	0	1	2	1

Inning Stats	1	2	3	4	5	6	7	8	9
	R: 0 E: 0 K: 0 S: 5	R: 0 E: 0 K: 0 S: 12	R: 0 E: 0 K: 0 S: 15	R: 0 E: 0 K: 2 S: 10	R: 0 E: 0 K: 2 S: 7	R: 0 E: 0 K: 0 S: 7	R: 0 E: 0 K: 1 S: 5	R: 0 E: 0 K: 1 S: 10	R: 0 E: 0 K: 2 S: 9
	H: 0 LOB: 1 BB: 1 P: 13	H: 0 LOB: 0 BB: 0 P: 19	H: 1 LOB: 2 BB: 1 P: 24	H: 0 LOB: 0 BB: 0 P: 16	H: 1 LOB: 0 BB: 0 P: 11	H: 1 LOB: 1 BB: 0 P: 11	H: 0 LOB: 0 BB: 0 P: 7	H: 1 LOB: 1 BB: 0 P: 14	H: 0 LOB: 0 BB: 0 P: 14

1B: 3 SF: 0
2B: 2 SAC: 0
3B: 0 DP: 1
HR: 0 HBP: 0

WP: 0 PA: 32
PB: 0
SB: 0
CS: 1

PITCHER		IP	WLS	BF	H	R	ER	SO	BB	IBB	HBP	BLK	WP	HR	S	P	ERA	WHIP
34 A.J. Burnett, R ERA: 2.74	(1, 1)	7.0		25	3	0	0	5	2	0	0	0	0	0	61	101	0.00	0.714
59 Antonio Bastardo, L ERA: 4.32	(8, 1)	1.0	W	4	1	0	0	1	0	0	0	0	0	0	10	14	0.00	1.000
58 Jonathan Papelbon, R ERA: 4.26	(9, 1)	1.0	S	3	0	0	0	2	0	0	0	0	0	0	9	14	0.00	0.000

PITCHER	IP	WLS	BF	H	R	ER	SO	BB	IBB	HBP	BLK	WP	HR	S	P	ERA	WHIP

TOP

Atlanta Braves @ Philadelphia Phillies

Citizens Bank Park, Philadelphia, PA

Thu Apr 17 2014, 1:09 PM - 3:36 PM EDT
Att. 25,750 - Partly Cloudy - 50 F

livebaseballscorecards.com

AB	30
R	0
H	4
RBI	0
BB	2
SO	8
LOB	9

BOTTOM

Atlanta Braves @ Philadelphia Phillies

Citizens Bank Park, Philadelphia, PA

Thu Apr 17 2014, 1:09 PM - 3:36 PM EDT

Att. 25,750 - Partly Cloudy - 50 F

livebaseballscorecards.com

Batter	1	2	3	4	5	6	7	8	9	AB	R	H	RBI	BB	SO	LOB
2 Ben Revere, L (1, 8) OBP: 0.315, SLG: 0.327	C SI 90 T SI 91 B KC 81 X SI 92 1-2 11 L3 1B		B SI 91 X SI 91 1-0 ②③ G6-4-3 1-2f			X SI 89 0-0 11 CS 1B		C KC 78 X KC 78 0-1 1-2 2-H 1B		4	0	3	1	0	0	1
11 Jimmy Rollins, S (1, 6) OBP: 0.333, SLG: 0.426	B SI 89 X SI 90 1-0 ①② L3 1-1			B CH 82 B CH 83 S SI 89 F SI 91 F KC 80 X CH 83 2-2 ① G5-3		B KC 76 1 SAFE S SI 88 F SI 89 1 SAFE 1 SAFE 1-2 ③ CS 1-2	B CH 83 X SI 88 1-0 ① L8	C CH 83 F SI 90 F KC 80 B SI 89 S SI 91 1-3 ③ K		4	0	0	0	0	1	3
26 Chase Utley, L (1, 4) OBP: 0.517, SLG: 0.769	C SI 91 C SI 91 B SI 91 X CH 83 1-2 1B			B SI 90 X SI 90 1-0 3 G4-6-3 1B			C SI 88 B KC 78 C KC 79 X KC 80 1-2 ② G3			3	0	2	0	0	0	0
3 Marlon Byrd, R (1, 9) OBP: 0.302, SLG: 0.400	C SI 90 B SI 92 S SI 90 B SI 92 B KC 81 T CH 84 3-2 ③ K			F SI 90 B SI 91 B KC 79 C KC 77 F SI 91 X KC 77 2-2 ②③ G4-6-3 1-2f			C KC 78 X SI 90 0-1 1B			3	0	1	0	0	1	2
15 John Mayberry Jr., R (1, 3) OBP: 0.294, SLG: 0.467		C SI 90 C SI 89 C SI 90 0-3 ① K			X CH 81 0-0 ① G5-3		X KC 78 0-0 ③ G5-3			3	0	0	0	0	1	1
9 Domonic Brown, L (1, 7) OBP: 0.362, SLG: 0.385		X SI 91 0-0 ② F7			C SI 89 B KC 78 B KC 78 F SI 90 X SI 91 2-2 ② G5-3			B KC 79 B CH 83 F SI 90 X SI 90 2-1 21 SH3-4 2 1B 1B		3	1	1	0	0	0	0
21 Wil Nieves, R (1, 2) OBP: 0.300, SLG: 0.400		C SI 90 F KC 79 F SI 91 S SI 92 0-3 ③ K			L CH 82 S CH 82 X CH 83 0-2 ③ G6-3			1 SAFE X SI 89 0-0 ① SH3-4 1-2		2	0	0	0	0	1	0
7 Jayson Nix, R (1, 5) OBP: 0.150, SLG: 0.150			C SI 89 B SI 90 S KC 79 S KC 81 1-3 ① K			C KC 78 B SI 89 S SI 89 C SI 90 1-3 ① K		F KC 79 C SI 91 F KC 81 S SI 90 0-3 ② K		3	0	0	0	0	3	1
34 A.J. Burnett, R (1, 1) OBP: 0.167, SLG: 0.167 59 Antonio Bastardo, R (8, 1) 6 Ryan Howard, L (8, PH) OBP: 0.355, SLG: 0.442 25 Cody Asche, L (8, PR) OBP: 0.279, SLG: 0.316 58 Jonathan Papelbon, R (9, 1)			B SI 89 C SI 89 B SI 88 C SI 90 B SI 91 X SI 91 3-2 2 G6-4-3 1B			F SI 88 B CH 82 B SI 89 X SI 89 2-1 ② G4-3		D KC 79 B KC 79 2 SAFE S CH 84 C SI 91 B KC 81 B SI 92 4-2 2 1B BB		2 0 0 0 0	0 0 0 0 0	1 0 0 0 0	0 0 0 0 0	0 0 1 0 0	0 0 0 0 0	0 0 0 0 0
Inning Stats	R: 0 E: 0 K: 1 S: 10 H: 2 LOB: 1 BB: 0 P: 16	R: 0 E: 0 K: 2 S: 8 H: 0 LOB: 0 BB: 0 P: 8	R: 0 E: 0 K: 1 S: 7 H: 1 LOB: 0 BB: 0 P: 12	R: 0 E: 0 K: 0 S: 10 H: 1 LOB: 0 BB: 0 P: 15	R: 0 E: 0 K: 0 S: 7 H: 0 LOB: 0 BB: 0 P: 9	R: 0 E: 0 K: 1 S: 8 H: 1 LOB: 0 BB: 0 P: 12	R: 0 E: 0 K: 0 S: 7 H: 1 LOB: 1 BB: 0 P: 9	R: 1 E: 0 K: 2 S: 15 H: 2 LOB: 2 BB: 1 P: 22		1B: 8 2B: 1 3B: 0 HR: 0 SF: 0 SAC: 1 DP: 3 HBP: 0						

	AB	27
	R	1
	H	8
	RBI	1
	BB	1
	SO	7
	LOB	8

WP: 0 PB: 0 SB: 0 CS: 1 PA: 30

PITCHER	IP	WLS	BF	H	R	ER	SO	BB	IBB	HBP	BLK	WP	HR	S	P	ERA	WHIP
40 Alex Wood, L (1, 1) ERA: 1.67	8.0	L	29	8	1	1	7	1	0	0	0	0	0	72	103	1.12	1.125

PITCHER	IP	WLS	BF	H	R	ER	SO	BB	IBB	HBP	BLK	WP	HR	S	P	ERA	WHIP

Philadelphia Phillies @ Colorado Rockies

Coors Field, Denver, CO

Fri Apr 18 2014, 6:43 PM - 9:30 PM MDT

Att. 35,705 - Cloudy - 72 F

livebaseballscorecards.com

Batter	1	2	3	4	5	6	7	8	9	AB	R	H	RBI	BB	SO	LOB
2 Ben Revere, L (1, 8) OBP: 0.293, SLG: 0.304	B SI 90 X SI 91 1-0 ① G4-3		B FF 90 B SI 91 C FF 92 X FF 93 2-1 ③ G4-3		B SI 93 X SI 94 1-0 ③ FC6 1-2f			C FF 93 F FF 93 B FF 95 X CH 88 1-2 ③ G1-3		4	0	0	0	0	0	2
11 Jimmy Rollins, S (1, 6) OBP: 0.328, SLG: 0.404	B FF 92 B SI 91 B SI 92 C FF 91 B FF 91 4-1 BB			B SI 89 X SI 91 1-0 ① F8		B CU 76 C SI 92 C FF 93 F FF 94 S SL 86 1-3 ① K2-3			B SI 91 X SI 90 1-0 ① F9	3	0	0	0	1	1	0
26 Chase Utley, L (1, 4) OBP: 0.484, SLG: 0.714	B SI 92 C SI 92 F FF 93 B FF 93 1 SAFE B FF 93 X FF 93 3-2 ② L7			B CU 78 C CU 77 X SI 91 1-1 ② G6-3		B FF 94 C SI 92 X FF 94 1-1 ② G3			C SI 93 C CH 88 X SL 86 0-2 ② G4-3	4	0	0	0	0	0	1
6 Ryan Howard, L (1, 3) OBP: 0.333, SLG: 0.411	B FF 93 B FF 93 X FF 94 2-0 ③ G4-3			C FF 91 F FF 93 B FF 94 S FF 94 1-3 ③ K		B SI 91 B SI 93 F SI 94 S FF 94 X FF 96 2-2 ③ G4-3			B FF 92 C SI 91 C CU 77 F SI 92 B FF 92 C SI 92 2-3 ③ K	4	0	0	0	0	2	1
3 Marlon Byrd, R (1, 9) OBP: 0.288, SLG: 0.381		B FF 91 C FF 92 B SI 92 F SI 92 S SL 86 2-3 ① K			S SL 84 B SI 91 X SL 85 1-1 ① G6-3		B SI 91 C SL 85 F SI 92 B SL 85 S SL 85 2-3 ① K2-3			3	0	0	0	0	2	0
9 Domonic Brown, L (1, 7) OBP: 0.344, SLG: 0.364 39 B.J. Rosenberg, R (7, 1)		C SI 92 C FF 94 C FF 95 0-3 ② K			B SI 92 B FF 93 F FF 92 X FF 93 2-1 ② G4-3		C SI 91 X FF 93 0-1 ② G3			3 0	0 0	0 0	0 0	0 0	1 0	0 0
51 Carlos Ruiz, R (1, 2) OBP: 0.345, SLG: 0.304		C FF 94 B SL 86 F SL 87 B SL 86 B SI 94 X SI 94 3-2 ③ G5-3			X SL 86 0-0 E5 25 1B 7 1B		B SI 92 C FF 92 F SL 84 B SI 92 S SL 84 2-3 ③ K			3	1	0	0	0	1	0
25 Cody Asche, L (1, 5) OBP: 0.283, SLG: 0.317			C CH 86 B SI 89 B FF 91 X FF 91 2-1 ① G6-3		B SI 92 D FF 92 X FF 92 2-0 7 1B 1-2 1B			B FF 91 B FF 90 B SL 89 C SL 88 F FF 90 X FF 91 3-2 ① G6-3		3	0	1	0	0	0	0
44 Jonathan Pettibone, L (1, 1) 7 Jayson Nix, R (5, PH) OBP: 0.190, SLG: 0.190 37 Mike Adams, R (5, 1) 43 Mario Hollands, L (6, 1) 52 Jeff Manship, R (7, 1) 19 Tony Gwynn Jr., L (7, 7) OBP: 0.407, SLG: 0.348			X SI 89 0-0 ② G1-3		B SI 93 X SL 84 1-0 2 FC6 1-2 2-H 1B			X FF 92 0-0 ② G4-3		1 1 0 0 0 1	0 0 0 0 0 0	0 1 0 0 0 0	0 1 0 0 0 0	0 0 0 0 0 0	0 0 0 0 0 0	0 0 0 0 0 0
Inning Stats	R: 0 E: 0 K: 0 S: 6 H: 0 LOB: 1 BB: 1 P: 16	R: 0 E: 0 K: 2 S: 9 H: 0 LOB: 0 BB: 0 P: 14	R: 0 E: 0 K: 0 S: 5 H: 0 LOB: 0 BB: 0 P: 9	R: 0 E: 0 K: 1 S: 6 H: 0 LOB: 0 BB: 0 P: 9	R: 1 E: 1 K: 0 S: 8 H: 2 LOB: 2 BB: 0 P: 15	R: 0 E: 0 K: 1 S: 9 H: 0 LOB: 0 BB: 0 P: 13	R: 0 E: 0 K: 2 S: 8 H: 0 LOB: 0 BB: 0 P: 12	R: 0 E: 0 K: 0 S: 7 H: 0 LOB: 0 BB: 0 P: 11	R: 0 E: 0 K: 1 S: 8 H: 0 LOB: 0 BB: 0 P: 11	1B: 2 2B: 0 3B: 0 HR: 0	SF: 0 SAC: 0 DP: 0 HBP: 0					

TOP

AB	30
R	1
H	2
RBI	1
BB	1
SO	7
LOB	4

PITCHER		IP	WLS	BF	H	R	ER	SO	BB	IBB	HBP	BLK	WP	HR	S	P	ERA	WHIP
27 Tyler Chatwood, R ERA: 2.77	(1, 1)	7.0	W	25	2	1	0	6	1	0	0	0	0	0	51	88	0.00	0.429
35 Chad Bettis, R ERA: 5.4	(8, 1)	1.0		3	0	0	0	0	0	0	0	0	0	0	7	11	0.00	0.000
34 Matt Belisle, R ERA: 4.5	(9, 1)	1.0		3	0	0	0	1	0	0	0	0	0	0	8	11	0.00	0.000

PITCHER	IP	WLS	BF	H	R	ER	SO	BB	IBB	HBP	BLK	WP	HR	S	P	ERA	WHIP

Batter	1	2	3	4	5	6	7	8	9	AB	R	H	RBI	BB	SO	LOB
19 Charlie Blackmon, L (1, 9) OBP: 0.446, SLG: 0.590	B FF 90 B FF 90 B FF 89 C FF 90 F FF 90 F FF 90 X FF 90 3-2 2 BB 13 1B 33 2B 1B	L CH 83 B FF 89 X SL 85 1-1 13 G1-3 2 HR 1B		B SL 84 B FF 90 X FF 90 2-0 ① G4-3		B FF 94 B FF 94 X FF 92 2-0 ② L9	F CH 84 B CH 84 X CH 85 1-1 1-3 2-H 1B			5	2	3	1	0	0	0
13 Drew Stubbs, R (1, 8) OBP: 0.267, SLG: 0.222	1 SAFE 1 SAFE B SL 82 X FF 91 1-0 2 BB 33 2B 1-2 1B	1 SAFE 1 SAFE B SI 90 1 SAFE C SL 87 X CH 83 1-1 ② G1-3 1-2		C FF 90 B CH 83 X SL 85 1-1 5 G4-3 2 2B 1B		C FF 93 B FF 94 F CH 86 B FF 94 X FF 94 2-2 5 1B 2 1B 1B	X FF 93 0-0 ③ F8			5	3	3	0	0	0	3
5 Carlos González, L (1, 7) OBP: 0.357, SLG: 0.556 1 Brandon Barnes, R (8, 7) OBP: 0.290, SLG: 0.310	S FF 90 X CH 85 0-1 ① L4	B FF 91 B FF 88 B FF 90 I IN 73 4-0 2 HR IBB		B FF 88 C SL 84 B FF 89 F CH 90 B FF 90 X SL 84 3-2 ② G4-3 1-2		F FF 93 C SL 84 S FF 90 B FF 91 X FF 93 1-2 2 1B 1-3 1B		S SL 84 B FF 93 B SL 85 B SL 84 X FF 95 3-1 6 1B 20 2B 1B		3 1	1 1	1 1	0 0	1 0	0 0	3 0
2 Troy Tulowitzki, R (1, 6) OBP: 0.460, SLG: 0.620 35 Chad Bettis, R (8, 1) 6 Corey Dickerson, L (8, PH) OBP: 0.385, SLG: 0.364 34 Matt Belisle, R (9, 1)	B FF 90 C FF 92 F FF 91 D SL 85 B SI 90 F CH 83 F FF 92 F FF 93 F SL 86 4-2 F CH 84 F SL 84 F FF 92 F FF 92 B FF 93 33 2B 20 G6-3 1-2 2-3 BB	2 SAFE C SL 85 X FF 90 0-1 1-H 2-H HR		B SI 89 C FF 91 X SL 84 1-1 2-H 2B		B FF 90 C FF 93 B FF 91 B CH 85 X FF 94 3-1 1-2 3-H 1B		B FF 93 B SI 93 B FF 94 C FF 92 S FF 93 X FF 92 3-2 20 2B 1-2 1B		3 0 1 0	2 0 1 0	3 0 1 0	5 0 0 0	1 0 0 0	0 0 0 0	0 0 0 0
33 Justin Morneau, L (1, 3) OBP: 0.371, SLG: 0.526	B CH 84 F SI 90 B FF 92 X FF 91 2-1 20 G6-3 28 1B 1-3 2-H 3-H 2B	F FF 89 F FF 89 B CH 84 B CH 82 B FF 90 F SL 85 F CH 83 X FF 90 3-2 ③ G6-3		B SL 85 S CH 83 C SL 84 F FF 90 X CH 83 1-2 ③ G4-3		B FF 93 B SL 82 F FF 93 X FF 93 2-1 ③ G4-3		S CU 77 F FF 94 X CU 76 0-2 ① F2		5	1	1	2	0	0	5
20 Wilin Rosario, R (1, 2) OBP: 0.311, SLG: 0.446	B SI 90 X SL 84 1-0 ② G6-3 2-3 3-H	F FF 89 X FF 88 0-1 1B		B SL 87 C FF 89 X SL 87 1-1 ① G3		S CU 83 S CU 84 X CU 84 0-2 ① G6-3	S CU 76 X SL 82 0-1 9 1B 1-H 2-H 2B			5	0	2	3	0	0	1
28 Nolan Arenado, R (1, 5) OBP: 0.288, SLG: 0.443	B SL 84 S CH 84 F FF 92 X CH 84 1-2 9 FC6 3-H 1B	B SL 84 B SL 84 X FF 91 2-0 ① P4		X SL 87 0-0 ② G5-3		C SI 92 B SI 92 B CU 82 S CU 83 B FF 93 X CU 84 3-2 ② L7	C FF 94 F FF 92 D CU 77 F FF 92 F FF 94 F SL 83 S FF 94 1-3 ② K			5	0	1	1	0	1	2
9 DJ LeMahieu, R (1, 4) OBP: 0.350, SLG: 0.321	X SL 87 0-0 ③ FC6 1-2f	C FF 89 S FF 91 X FF 91 0-2 ② L9		C FF 90 B SL 87 X FF 90 1-1 ③ L4		B SI 93 C CU 83 C CU 83 X FF 91 1-2 14 BB 19 1B 1B	X FF 94 0-0 2-3 1B			5	1	2	0	0	0	2
27 Tyler Chatwood, R (1, 1) 14 Josh Rutledge, R (7, PH) OBP: 0.462, SLG: 0.417 (8, 6)		C SL 84 F SL 83 B SL 81 B SL 83 X FF 90 2-2 ① G4-3	C FF 90 B FF 90 C SL 85 C FF 91 1-3 ③ K			C FF 92 C FF 93 C FF 92 0-3 ① K	B SI 90 B SI 90 S CU 82 B CU 81 F SI 90 B SI 91 4-2 19 1B 1-2 BB	T SL 85 B SI 92 C FF 93 F SL 84 B FF 94 X SL 87 2-2 ③ F8		3 1	0 0	0 0	0 1	0 0	2 0	1 2
Inning Stats	R: 4 H: 4 E: 0 LOB: 1 K: 0 BB: 1 S: 24 P: 36	R: 3 H: 2 E: 0 LOB: 0 K: 0 BB: 1 S: 14 P: 25	R: 0 H: 1 E: 0 LOB: 1 K: 1 BB: 0 S: 9 P: 12	R: 1 H: 2 E: 0 LOB: 1 K: 0 BB: 0 S: 12 P: 20	R: 0 H: 0 E: 0 LOB: 0 K: 0 BB: 0 S: 5 P: 7	R: 1 H: 3 E: 0 LOB: 2 K: 1 BB: 0 S: 14 P: 24	R: 1 H: 2 E: 0 LOB: 2 K: 0 BB: 1 S: 14 P: 23	R: 2 H: 4 E: 0 LOB: 2 K: 1 BB: 0 S: 21 P: 30		1B: 14 SF: 0 2B: 3 SAC: 0 3B: 0 DP: 0 HR: 1 HBP: 0						

PITCHER		IP	WLS	BF	H	R	ER	SO	BB	IBB	HBP	BLK	WP	HR	S	P	ERA	WHIP
44 Jonathan Pettibone, R ERA: 9.0	(1, 1)	4.0	L	23	9	8	8	1	1	1	0	0	0	1	59	93	18.00	2.500
37 Mike Adams, R ERA:	(5, 1)	1.0		3	0	0	0	0	0	0	0	0	0	0	5	7	0.00	0.000
43 Mario Hollands, L ERA: 2.45	(6, 1)	1.0		6	3	1	1	1	0	0	0	0	0	0	14	24	9.00	3.000
52 Jeff Manship, R ERA: 9.0	(7, 1)	0.2		5	2	1	1	0	1	0	0	0	0	0	13	22	13.50	4.500
39 B.J. Rosenberg, R ERA: 7.94	(7, 1)	1.1		8	4	2	2	1	0	0	0	0	0	0	22	31	13.50	3.000

PITCHER	IP	WLS	BF	H	R	ER	SO	BB	IBB	HBP	BLK	WP	HR	S	P	ERA	WHIP

BOTTOM

Philadelphia Phillies @ Colorado Rockies

Coors Field, Denver, CO

Fri Apr 18 2014, 6:43 PM - 9:30 PM MDT

Att. 35,705 - Cloudy - 72 F

livebaseballscorecards.com

AB	42
R	12
H	18
RBI	12
BB	3
SO	3
LOB	19

COLORADO ROCKIES

Philadelphia Phillies @ Colorado Rockies

Coors Field, Denver, CO

Sat Apr 19 2014, 6:13 PM - 8:35 PM MDT

Att. 31,352 - Cloudy - 57 F

TOP

livebaseballscorecards.com

Batter	1	2	3	4	5	6	7	8	9	AB	R	H	RBI	BB	SO	LOB
2 Ben Revere, L (1, 8) OBP: 0.274, SLG: 0.283	C SI 91 B SI 91 B SI 92 B SI 92 C SI 91 X SI 90 3-2 G1-3		C FF 90 B CU 81 X SI 93 1-1 G6-3			X SI 89 0-0 B2-3		C SI 92 B SL 79 X FF 91 1-1 G3 1-2 2-3		4	0	0	0	0	0	2
11 Jimmy Rollins, S (1, 6) OBP: 0.338, SLG: 0.410	C SI 93 B SI 92 B CH 83 X FF 93 2-1 F8			B CU 79 X SI 92 1-0 3 BB 6 1B 1B		B SI 91 C CU 76 F CU 82 B FF 91 B CU 81 F FF 90 F SI 90 X FF 90 3-2 1B		T FF 92 B FF 92 X FF 93 1-1 G6-3 3-H		4	0	2	1	0	0	1
26 Chase Utley, L (1, 4) OBP: 0.470, SLG: 0.683	C SI 92 B SI 92 X CH 84 1-1 1B			X SI 90 0-0 F8		B SI 91 1 SAFE X FF 90 1-0 L4		C FF 92 S SL 81 S SL 80 0-3 K		4	0	1	0	0	1	3
6 Ryan Howard, L (1, 3) OBP: 0.329, SLG: 0.400	C FF 92 B SI 92 B SI 91 B SI 91 F SI 91 S FF 91 3-3 K			B SI 92 X SI 92 1-0 3 BB 1-2 1B		B SI 91 C SI 90 1 SAFE B CU 81 D SI 91 X SI 91 3-1 G3			B FF 92 F FF 92 F SL 87 X FF 93 1-2 G5-3	4	0	1	0	0	1	2
3 Marlon Byrd, R (1, 9) OBP: 0.286, SLG: 0.364		X FF 92 0-0 G5-3		B SL 87 F FF 93 B FF 94 D SL 88 F SI 90 F SI 89 F FF 92 B SI 91 4-2 9 G6-4-3 1-2 2-3 BB			X FF 88 0-0 P2		S SL 85 X SL 87 0-1 G6-3	3	0	0	0	1	0	0
9 Domonic Brown, L (1, 7)		C FF 91 B SI 90 B CH 83 B SI 92 X SI 90 3-1 G4-3		X SI 92 0-0 G6-4-3 1-2f			B FF 90 C FF 90 B CH 80 X SI 91 2-1 L7		X CU 76 0-0 F8	4	0	0	0	0	0	3
51 Carlos Ruiz, R (1, 2) OBP: 0.328, SLG: 0.286		F SI 92 F FF 93 B SL 86 X FF 92 1-2 G5-3			B SL 85 X FF 92 1-0 G6-3		C SL 84 B CH 80 B CU 79 B SL 85 X FF 89 3-1 G5-3			3	0	0	0	0	0	0
25 Cody Asche, L (1, 5) OBP: 0.286, SLG: 0.318			C FF 91 X FF 91 0-1 G5-3		B SI 90 B SI 91 X SI 91 2-0 G4-3			B SI 91 F SI 91 F FF 91 F CU 83 B SI 91 X CU 81 2-2 2 G3 15 E 11 G6-3 1B		3	1	1	0	0	0	0
38 Kyle Kendrick, R (1, 1) OBP: 0.167, SLG: 0.167 19 Tony Gwynn Jr., L (8, PH) OBP: 0.407, SLG: 0.348 15 John Mayberry Jr., R (8, PH) OBP: 0.278, SLG: 0.438 63 Jake Diekman, R (8, 1)			C FF 92 B CU 79 F FF 92 B SL 87 B FF 94 X FF 89 3-2 G1-3		B FF 91 C FF 90 F CU 83 S FF 91 1-3 K			B FF 92 C FF 91 X FF 91 1-1 E1 2 G3 1-2		2 0 1 0	0 0 0 0	0 0 0 0	0 0 0 0	1 0 0 0	0 0 1 0	0 0 1 0
Inning Stats	R: 0 E: 0 K: 1 S: 10 H: 1 LOB: 1 BB: 0 P: 19	R: 0 E: 0 K: 0 S: 6 H: 0 LOB: 0 BB: 0 P: 10	R: 0 E: 0 K: 0 S: 7 H: 0 LOB: 0 BB: 0 P: 11	R: 0 E: 0 K: 0 S: 8 H: 2 LOB: 2 BB: 1 P: 14	R: 0 E: 0 K: 1 S: 5 H: 0 LOB: 0 BB: 0 P: 9	R: 0 E: 0 K: 0 S: 9 H: 1 LOB: 1 BB: 0 P: 16	R: 0 E: 0 K: 0 S: 5 H: 0 LOB: 0 BB: 0 P: 10	R: 1 E: 1 K: 1 S: 13 H: 1 LOB: 1 BB: 0 P: 18	R: 0 E: 0 K: 0 S: 6 H: 0 LOB: 0 BB: 0 P: 7	1B: 5 2B: 0 3B: 0 HR: 0 SF: 0 SAC: 0 DP: 1 HBP: 0						

	AB	32
	R	1
	H	5
	RBI	1
	BB	1
	SO	3
	LOB	12

WP: 0 PB: 0 SB: 0 CS: 0 PA: 33

PITCHER		IP	WLS	BF	H	R	ER	SO	BB	IBB	HBP	BLK	WP	HR	S	P	ERA	WHIP
24 Jordan Lyles, R ERA: 3.04	(1, 1)	7.0	W	26	5	1	0	2	1	0	0	0	0	0	54	95	0.00	0.857
48 Boone Logan, L ERA:	(8, 1)	1.0	H	4	0	0	0	1	0	0	0	0	0	0	9	12	0.00	0.000
32 LaTroy Hawkins, R ERA: 1.35	(9, 1)	1.0	S	3	0	0	0	0	0	0	0	0	0	0	6	7	0.00	0.000

PITCHER		IP	WLS	BF	H	R	ER	SO	BB	IBB	HBP	BLK	WP	HR	S	P	ERA	WHIP

Batter	1	2	3	4	5	6	7	8	9	AB	R	H	RBI	BB	SO	LOB
19 Charlie Blackmon, L (1, 9) OBP: 0.435, SLG: 0.569	C FC 86 X SI 88 0-1 ① L6		B SI 89 S CH 81 B SI 89 T FC 87 C SI 90 2-3 ② K		B CH 79 B SI 88 S CH 78 X FC 87 2-1 13 S 1B			B SL 82 X SI 96 1-0 ① G6-3		4	0	1	0	0	1	1
13 Drew Stubbs, R (1, 8) OBP: 0.235, SLG: 0.194	B SI 88 F FC 88 B SI 88 F FC 86 S CH 80 2-3 ② K		S CH 82 B FC 88 B SI 91 C SI 90 X CH 82 2-2 ③ G6-3		1 SAFE 1 SAFE C FC 86 S SI 90 B SI 90 C SI 90 1-3 ③ K 1-2			C SI 96 C SL 83 S SI 98 0-3 ② K		4	0	0	0	0	3	2
5 Carlos González, L (1, 7) OBP: 0.351, SLG: 0.537	B SI 89 B FC 85 X FC 86 2-0 ③ G1-3			B FC 86 B SI 87 L CH 78 X CH 79 2-1 33 HR 1B		B SI 88 X SI 88 1-0 ① F7		B SI 95 B SI 95 C SL 83 S SL 84 S SL 84 2-3 ③ K		4	1	1	0	0	1	0
2 Troy Tulowitzki, R (1, 6) OBP: 0.455, SLG: 0.604		C SI 90 B SI 88 F SI 89 F FC 87 F SL 77 F CH 80 X CH 80 1-2 ① G5-3		C SI 88 D SL 77 X SL 77 1-1 ① L7		X CH 79 0-0 33 FC3-6 1B				3	0	1	0	0	0	1
33 Justin Morneau, L (1, 3) OBP: 0.369, SLG: 0.567		C SI 89 B SI 89 B FC 87 S CH 79 B SI 90 X CH 79 3-2 ② L7		F SL 78 B SI 90 X FC 86 1-1 1-H HR		B SI 89 X SI 89 1-0 ② FC3-6 1-2f				3	1	1	2	0	0	1
20 Wilin Rosario, R (1, 2) OBP: 0.297, SLG: 0.424		B SL 76 B SI 89 B FC 85 X SI 88 3-0 ③ G6-3		X SI 88 0-0 ② G4-3		X CH 81 0-0 ③ P4				3	0	0	0	0	0	1
28 Nolan Arenado, R (1, 5) OBP: 0.289, SLG: 0.438			X SI 90 0-0 9 1B 9 1B 1B	C CH 80 X SL 76 0-1 ③ G5-3			B SI 88 X FC 84 1-0 ① L6			3	1	1	0	0	0	0
9 DJ LeMahieu, R (1, 4) OBP: 0.349, SLG: 0.321			C SI 88 X SI 90 0-1 24 G6-3 1-H 1B		C FC 86 X CH 81 0-1 ① G5-3		B SI 88 X SI 89 1-0 ② G6-3			3	0	1	1	0	0	0
24 Jordan Lyles, R (1, 1) OBP: 0.364, SLG: 0.400 48 Boone Logan, R (8, 1) 32 LaTroy Hawkins, R (9, 1)			D SL 77 B FC 84 L SI 86 X SI 89 2-1 ① G6-3 2-3		C SI 88 X CH 79 0-1 ② G6-3		B SI 88 C SI 89 X SI 89 1-1 ③ G4-3			3 0 0	0 0 0	0 0 0	0 0 0	0 0 0	0 0 0	1 0 0
Inning Stats	R: 0 E: 0 K: 1 S: 6 H: 0 LOB: 0 BB: 0 P: 10	R: 0 E: 0 K: 0 S: 10 H: 0 LOB: 0 BB: 0 P: 17	R: 1 E: 0 K: 1 S: 11 H: 2 LOB: 1 BB: 0 P: 17	R: 2 E: 0 K: 0 S: 9 H: 2 LOB: 0 BB: 0 P: 13	R: 0 E: 0 K: 1 S: 9 H: 1 LOB: 1 BB: 0 P: 12	R: 0 E: 0 K: 0 S: 4 H: 1 LOB: 1 BB: 0 P: 6	R: 0 E: 0 K: 0 S: 4 H: 0 LOB: 0 BB: 0 P: 7	R: 0 E: 0 K: 2 S: 7 H: 0 LOB: 0 BB: 0 P: 10		1B: 5 2B: 0 3B: 0 HR: 1 SF: 0 SAC: 0 DP: 0 HBP: 0					

PITCHER		IP	WLS	BF	H	R	ER	SO	BB	IBB	HBP	BLK	WP	HR	S	P	ERA	WHIP
38 Kyle Kendrick, R ERA: 3.6	(1, 1)	7.0	L	27	6	3	3	3	0	0	0	0	0	1	53	82	3.86	0.857
63 Jake Diekman, L ERA: 7.56	(8, 1)	1.0		3	0	0	0	2	0	0	0	0	0	0	7	10	0.00	0.000

PITCHER	IP	WLS	BF	H	R	ER	SO	BB	IBB	HBP	BLK	WP	HR	S	P	ERA	WHIP

BOTTOM

Philadelphia Phillies @ Colorado Rockies

Coors Field, Denver, CO

Sat Apr 19 2014, 6:13 PM - 8:35 PM MDT

Att. 31,352 - Cloudy - 57 F

livebaseballscorecards.com

AB	30
R	3
H	6
RBI	3
BB	0
SO	5
LOB	7

Philadelphia Phillies @ Colorado Rockies

Coors Field, Denver, CO

Sun Apr 20 2014, 2:15 PM - 6:21 PM MDT

Att. 33,563 - Partly Cloudy - 70 F

livebaseballscorecards.com

Batter	1	2	3	4	5	6	7	8	9	AB	R	H	RBI	BB	SO	LOB
2 Ben Revere, L (1, 8) OBP: 0.284, SLG: 0.292 15 John Mayberry Jr., R (8, 3) OBP: 0.278, SLG: 0.438	B FF 93 C FF 92 B FF 92 X FF 91 2-1 G5-3		B FF 92 X FF 91 1-0 G1-3		C FF 92 B FF 93 X FF 92 1-1 G6-3		X FF 92 0-0 11 2B 26 SF8 1B	C SI 90 X SI 93 0-1 11 1B 26 FC6-4 1-2 1B		5 0	2 0	2 0	0 0	0 0	0 0	0 0
11 Jimmy Rollins, S (1, 6) OBP: 0.370, SLG: 0.492	B FF 93 B FF 91 C FF 91 C FF 92 B FF 93 X FF 93 3-2 HR		B FF 92 X FF 92 1-0 F8		B SL 83 B FF 92 B FF 92 C FF 92 S FF 93 F FF 93 F FF 94 F FF 94 B FF 94 4-2 BB		B SI 92 X SI 92 1-0 26 SF8 6 E 1-3 2B	B SI 92 S SL 86 X SI 92 1-1 26 FC6-4 1-3 2-H 1B		4	2	3	2	1	0	0
26 Chase Utley, L (1, 4) OBP: 0.451, SLG: 0.672	C FF 92 C SL 87 B FF 93 S SL 85 1-3 K		C FF 91 F CH 87 F FF 92 X SL 84 0-2 6 HR 2B		1 SAFE 1 SAFE 1 SAFE B FF 91 B SL 88 1 SAFE C FF 90 C FF 90 F FF 92 3-3 D FF 83 S FF 92 K		M SL 82 B SI 92 F SL 83 F SL 82 F SI 93 B FF 94 F SL 82 X FF 94 2-2 SF8 2-3 3-H	C CU 75 X SL 87 0-1 FC6-4 6 WP 1-2f 3-H		4	1	1	2	0	2	2
6 Ryan Howard, L (1, 3) OBP: 0.360, SLG: 0.508 59 Antonio Bastardo, R (8, 1) 58 Jonathan Papelbon, R (9, 1)	B FF 94 C FF 93 X FF 94 1-1 1B		C FF 92 B SL 83 S FF 92 B FF 93 X FF 94 2-2 2-H HR			F FF 91 S FF 92 B FF 94 X FF 93 1-2 3 1B 3B	S SL 83 S SL 82 X SL 82 0-2 E9 3 E 9 SF7 3-H 1B	C CU 73 F SL 88 F FF 92 B SL 88 B FF 91 1 SAFE B SL 87 X SL 88 3-2 G4-3 1-2		5 0 0	3 0 0	4 0 0	3 0 0	0 0 0	0 0 0	1 0 0
3 Marlon Byrd, R (1, 9) OBP: 0.293, SLG: 0.380	B FF 91 S SL 86 B FF 93 C SL 86 F SL 84 F FF 91 T FF 94 2-2 K		T SL 86 S SL 83 B SL 85 F FF 94 B SL 85 S SL 84 2-3 K			X FF 91 0-0 13 PB 9 1B 13 SF8 3-H 1B	B ST 82 F ST 83 X FF 94 1-1 E4 2-3		B CU 80 F FF 95 F FF 94 B CH 88 B FF 93 X FF 94 3-2 9 F8 2B	5	1	2	1	0	2	2
9 Domonic Brown, L (1, 7) OBP: 0.314, SLG: 0.333		C FF 91 B FF 91 B CH 88 F FF 92 X FF 93 2-2 G4-3		S FF 90 B FF 91 B SL 83 X FF 91 2-1 G4-3		X FF 91 0-0 13 PB 1-2 1B	F FF 94 B FF 94 X FF 93 1-1 SF7 3-H		X FF 92 0-0 F8 2-3	4	0	1	1	0	0	1
21 Wil Nieves, R (1, 2) OBP: 0.267, SLG: 0.400		X FF 92 0-0 2B		C SL 83 X SL 83 0-1 G3		S FF 90 F FF 90 F SL 85 D SL 86 F SL 85 S FF 94 1-3 K	B ST 82 F ST 82 F ST 83 S FF 94 1-3 K		B FF 93 S CH 86 B CH 87 S FF 92 F SL 90 F CH 86 F FF 93 X SL 86 2-2 G6-3	5	0	1	0	0	2	4
25 Cody Asche, L (1, 5) OBP: 0.275, SLG: 0.304 13 Freddy Galvis, S (6, PH) OBP: 0.250, SLG: 0.111 (6, 5)		C FF 91 F FF 91 B FF 94 F SL 85 B FF 93 F SL 86 S FF 93 2-3 K		C CH 85 F FF 94 X FF 94 0-2 F8		B FF 90 F FF 92 B FF 94 B FF 92 X FF 92 3-1 SF8 1-2 2-H		C SI 90 B SI 92 C SL 86 F FF 92 F SI 93 B FF 92 F SI 92 X SI 92 2-2 2 1B 11 1B 1B	C FF 93 F CH 87 X CH 86 0-2 G4-3	2 2	0 1	0 1	0 1	0 0	1 1	1 1
27 Roberto Hernandez, R (1, 1) 43 Mario Hollands, L (5, 1) 7 Jayson Nix, R (6, PH) OBP: 0.182, SLG: 0.182 39 B.J. Rosenberg, R (6, 1) 63 Jake Diekman, R (6, 1) 19 Tony Gwynn Jr., L (8, PH) OBP: 0.393, SLG: 0.333 (8, 8)		C FF 93 S FF 92 X FF 94 0-2 G4-3			C FF 91 X FF 92 0-1 G2-3	C FF 91 D SL 87 F SL 87 X SL 88 1-2 G6-3		X SI 91 0-0 B1		2 0 1 0 0 1	0 0 0 0 0 0	0 0 0 0 0 0	0 0 0 0 0 0	0 0 1 0 0 1	0 0 0 0 0 0	1 0 1 0 0 1
Inning Stats	R: 1 E: 0 K: 2 S: 15 H: 2 LOB: 1 BB: 0 P: 24	R: 0 E: 0 K: 1 S: 12 H: 1 LOB: 1 BB: 0 P: 16	R: 2 E: 0 K: 1 S: 13 H: 2 LOB: 0 BB: 0 P: 19	R: 0 E: 0 K: 0 S: 7 H: 0 LOB: 0 BB: 0 P: 9	R: 0 E: 0 K: 1 S: 13 H: 0 LOB: 1 BB: 1 P: 21	R: 2 E: 0 K: 1 S: 15 H: 3 LOB: 1 BB: 0 P: 21	R: 3 E: 2 K: 1 S: 18 H: 3 LOB: 1 BB: 0 P: 24	R: 2 E: 0 K: 0 S: 17 H: 3 LOB: 1 BB: 0 P: 23	R: 0 E: 0 K: 0 S: 13 H: 1 LOB: 1 BB: 0 P: 18	1B: 8 2B: 4 3B: 1 HR: 2	SF: 3 SAC: 0 DP: 0 HBP: 0	WP: 1 PB: 1 SB: 0 CS: 0	PA: 44				

TOP	
AB	40
R	10
H	15
RBI	10
BB	1
SO	7
LOB	15

PITCHER		IP	WLS	BF	H	R	ER	SO	BB	IBB	HBP	BLK	WP	HR	S	P	ERA	WHIP
12 Juan Nicasio, R ERA: 4.3	(1, 1)	5.0		23	7	5	4	5	1	0	0	0	0	2	64	94	7.20	1.600
49 Rex Brothers, L ERA: 2.35	(6, 1)	1.0	H	4	1	0	0	1	0	0	0	0	0	0	11	16	0.00	1.000
48 Boone Logan, L ERA: 3.38	(7, 1)	0.1	B	4	3	3	2	0	0	0	0	0	0	0	11	14	54.00	9.000
0 Adam Ottavino, R ERA:	(7, 1)	0.2		3	0	0	0	1	0	0	0	0	0	0	7	10	0.00	0.000
34 Matt Belisle, R ERA: 6.0	(8, 1)	1.0	L	6	3	2	2	0	0	0	0	0	1	0	17	23	18.00	3.000

PITCHER		IP	WLS	BF	H	R	ER	SO	BB	IBB	HBP	BLK	WP	HR	S	P	ERA	WHIP
35 Chad Bettis, R ERA: 4.82	(9, 1)	1.0		4	1	0	0	0	0	0	0	0	0	0	13	18	0.00	1.000

Batter	1	2	3	4	5	6	7	8	9	AB	R	H	RBI	BB	SO	LOB
19 Charlie Blackmon, L (1, 8) (7, 7) OBP: 0.440, SLG: 0.594	C SI 90 F FF 92 F FF 92 B FF 91 S CH 82 1-3 K ①		L CH 84 F SI 90 H FF 91 1-2 5 FC4-6 2 2B 1 1B HBP	S SL 82 F SI 91 D CH 80 B SL 82 F SL 82 B SI 91 X SL 82 3-2 G4-3 ③		B FF 92 F SL 86 B FF 92 B SI 91 S FF 93 F FF 93 F FF 94 B FF 92 4-2 1 BB BB		B FF 88 X FF 89 1-0 HR	C FF 94 B FS 84 B FF 93 F FS 84 X FF 94 2-2 G5-3 ③	4	2	1	1	1	1	3
1 Brandon Barnes, R (1, 9) OBP: 0.361, SLG: 0.364	B FF 91 X SI 90 1-0 2 BB 33 1B 1B		1 SAFE C SI 89 X SL 82 0-1 5 FC4-6 1-2 1B	X SI 89 0-0 5 S 5 2B 1B		B FF 93 1 SAFE 1 SAFE B FF 92 C FF 93 F FF 93 1 SAFE B FF 93 B FF 93 4-2 1-2 BB		B SL 81 C FF 90 S FF 90 C SL 82 1-3 K ②		4	2	3	0	1	1	0
5 Carlos González, L (1, 7) OBP: 0.346, SLG: 0.535 13 Drew Stubbs, R (7, 8) OBP: 0.257, SLG: 0.250	S SL 83 F SL 83 B FF 89 B SL 83 1 SAFE X SL 83 2-2 F8 ②		B SI 90 X SI 91 1-0 FC4-6 ① 2 2B 33 G3 1-2f 2-3		B CH 83 B SI 90 F SI 91 S SL 82 X SL 82 2-2 2 1B 33 SF8 1-H 2B	X SI 95 0-0 G5-3 ③		B FF 90 X FF 90 1-0 2B		4 1	2 0	1 1	1 0	0 0	0 0	5 0
2 Troy Tulowitzki, R (1, 6) OBP: 0.493, SLG: 0.661	1 SAFE B SI 88 B SI 89 B SI 89 C FF 89 B SI 90 4-1 33 1B 1-2 BB		F SI 90 X SI 90 0-1 33 G3 28 1B 1-3 2B 3-H		D CH 82 C SI 91 F SI 89 F SL 83 X SL 82 1-2 2-3 1B		C SI 96 B SI 96 B SL 84 B SI 96 X SI 97 3-1 33 HR 2B	I IN 71 I IN 71 I IN 70 I IN 70 4-0 IBB		3	2	3	1	2	0	0
33 Justin Morneau, L (1, 3) OBP: 0.371, SLG: 0.609	F SL 83 X SL 83 0-1 1-2 2-H 1B		B SI 91 B SI 92 X CH 82 2-0 G3 ② 2-3 3-H		B SL 80 X FC 88 1-0 SF8 ① 3-H		B SL 82 F SL 83 S SI 96 X SL 84 1-2 2-H HR	F FF 90 D SL 83 S SL 83 B SL 84 B FF 91 S SL 85 3-3 K ③		4	1	2	5	0	1	3
28 Nolan Arenado, R (1, 5) OBP: 0.296, SLG: 0.436	C SL 83 B SI 90 B SI 90 F SI 90 B FF 91 F SI 90 X CH 82 3-2 P5 ③		X SI 92 0-0 14 CS 3-H 1B		B FF 90 F FF 92 B FF 93 1 SAFE F FF 89 F FF 94 S FF 93 2-3 K ②		S SL 86 F SI 97 F SL 84 B SI 97 S SI 98 1-3 K ①		B FF 92 F FF 91 F FF 91 F FF 93 X FF 93 1-2 14 SH1-4 1B	5	0	2	1	0	2	3
14 Josh Rutledge, R (1, 4) OBP: 0.412, SLG: 0.438		B SL 82 C SI 90 X SI 91 1-1 G5-3 ① 1-2	F FF 91 1 SAFE S SI 89 1 SAFE 1 SAFE 0-2 CS ③ 1-2	X SL 83 0-0 2B	B FF 94 X FF 93 1-0 F8 ③		C SI 98 S SI 97 S SL 87 0-3 K ②		X FF 92 0-0 SH1-4 ① 1-2	4	0	1	0	0	1	1
58 Jordan Pacheco, R (1, 2) OBP: 0.450, SLG: 0.588		C SI 91 B SL 83 C SI 90 F SI 91 S SL 85 1-3 K ②		F SI 90 X SI 91 0-1 G6-3 ①		C SL 85 X FF 94 0-1 6 FC6-2-5-4 3B	F SI 98 F SI 97 S SI 98 0-3 K ③		B FF 93 F FF 93 H SI 92 2-1 HBP	4	0	1	0	0	2	1
12 Juan Nicasio, R (1, 1) 49 Rex Brothers, L (8, 1) 6 Corey Dickerson, L (8, PH) 0-0 SF 1-0 SLG 0.000 48 Boone Logan, R (7, 1) 9 Adam Ottavino, S (7, 1) 34 Matt Belisle, R (8, 1) 9 DJ LeMahieu, R (8, PH) 0-0 SF 0-0 SLG .000 35 Chad Bettis, R (8, 1) 20 Wilin Rosario, R (8, PH) 0-0 SF 0-0 SLG 0.417		C SI 91 X SI 91 0-1 G1 ③		F FF 89 S SI 89 S SI 90 0-3 K ②		S CU 78 F SL 84 B FF 92 F FF 94 X SL 83 1-2 FC6-2-5-4 ①② 3-H		C FF 88 F FF 89 X SL 82 0-2 G5-3 ①	F FF 92 S SL 80 X SL 80 0-2 F6 ②	2 0 0 1 0 0 0 0 1	0 0 0 0 0 0 0 0 0	0 0 0 0 0 0 0 0 0	0 0 0 0 0 0 0 0 0	0 0 0 0 0 0 0 0 0	1 0 1 0 0 0 0 0 0	1 0 1 0 0 0 0 0 2
Inning Stats	R: 1 E: 0 K: 1 S: 15 H: 2 LOB: 2 BB: 1 P: 26	R: 0 E: 0 K: 1 S: 8 H: 0 LOB: 0 BB: 0 P: 10	R: 3 E: 0 K: 0 S: 11 H: 3 LOB: 0 BB: 0 P: 15	R: 0 E: 0 K: 1 S: 10 H: 1 LOB: 1 BB: 0 P: 13	R: 2 E: 0 K: 1 S: 14 H: 3 LOB: 1 BB: 0 P: 21	R: 0 E: 0 K: 0 S: 13 H: 1 LOB: 2 BB: 2 P: 22	R: 2 E: 0 K: 3 S: 15 H: 2 LOB: 0 BB: 0 P: 20	R: 1 E: 0 K: 2 S: 11 H: 2 LOB: 2 BB: 1 P: 21	R: 0 E: 0 K: 0 S: 12 H: 1 LOB: 2 BB: 0 P: 17	1B: 7 2B: 6 3B: 1 HR: 2 SF: 1 SAC: 1 DP: 1 HBP: 2						

PITCHER		IP	WLS	BF	H	R	ER	SO	BB	IBB	HBP	BLK	WP	HR	S	P	ERA	WHIP
27 Roberto Hernandez, R (1, 1) ERA: 5.75		4.0		22	9	6	6	3	1	0	1	0	0	0	52	75	13.50	2.500
43 Mario Hollands, L (5, 1) ERA: 2.16		1.0		3	0	0	0	1	0	0	0	0	0	0	6	10	0.00	0.000
39 B.J. Rosenberg, R (6, 1) ERA: 7.11		0.2		4	1	0	0	0	2	0	0	0	0	0	12	21	0.00	4.500
63 Jake Diekman, L (6, 1) ERA: 8.38		1.1	W	6	2	2	2	3	0	0	0	0	0	1	16	21	13.50	1.500
59 Antonio Bastardo, L (8, 1) ERA: 4.82		1.0	H	6	2	1	1	2	0	1	0	0	0	1	11	21	9.00	2.000

PITCHER		IP	WLS	BF	H	R	ER	SO	BB	IBB	HBP	BLK	WP	HR	S	P	ERA	WHIP
58 Jonathan Papelbon, R (9, 1) ERA: 3.68		1.0	S	5	1	0	0	0	0	0	1	0	0	0	12	17	0.00	1.000

BOTTOM

Philadelphia Phillies @ Colorado Rockies

Coors Field, Denver, CO

Sun Apr 20 2014, 2:15 PM - 6:21 PM MDT

Att. 33,563 - Partly Cloudy - 70 F

livebaseballscorecards.com

AB	38
R	9
H	15
RBI	9
BB	4
SO	9
LOB	20

WP: 0 PA: 47
PB: 0
SB: 1
CS: 1

Batter	1	2	3	4	5	6	7	8	9	AB	R	H	RBI	BB	SO	LOB
19 Tony Gwynn Jr., L (1, 8) OBP: 0.364, SLG: 0.286	B SI 86 B SI 86 B SI 85 C FC 85 F SI 86 D SI 86 4-2 11 1B 51 2B BB	C FF 87 B SI 87 B FF 86 X FF 86 2-1 ③ F7		B SL 78 C SL 78 C FF 86 X FF 85 1-2 ③ G4-3		B SI 94 F SI 94 C SI 95 X FS 87 1-2 ① G1-3		B FF 98 X FF 98 1-0 ③ G5-3		4	1	0	0	1	0	2
11 Jimmy Rollins, S (1, 6) OBP: 0.359, SLG: 0.471	C FC 83 X CU 70 0-1 51 2B 1-2 1B		C SI 85 F FC 83 B CU 71 B FF 85 X FF 87 2-2 ① L9		C CH 78 B FF 85 X CU 72 1-1 ① L6	B FS 86 C SI 95 C SI 95 B FS 89 F SI 95 B SI 96 X SI 96 3-2 ② G4-3			F FF 98 F SL 86 X FF 96 0-2 ① F9	5	1	1	0	0	0	0
26 Chase Utley, L (1, 4) OBP: 0.434, SLG: 0.652	X SL 80 0-0 ① F8		C FF 87 C SI 87 F FF 88 B CU 73 B SI 88 B SL 80 F SL 78 X FF 88 3-2 ② F8		B EP 66 B FC 83 X SI 86 2-0 ② G4-3	C SI 95 B SL 87 B SI 96 X SI 94 2-1 ③ G4-3			B SL 84 C SL 84 B FF 97 F FF 97 X FF 98 2-2 51 HR 2B	5	1	1	0	0	0	2
51 Carlos Ruiz, R (1, 2) OBP: 0.365, SLG: 0.415	C SI 87 B FC 83 B CU 70 B SL 81 X SI 86 3-1 1-H 2-H 2B		B CH 80 B CH 80 B FF 87 X FF 85 3-0 2B		C CH 80 B CH 80 B CU 73 F SL 81 B SL 78 B CH 79 4-2 6 HR BB		B SI 93 C SI 94 B FS 86 X SI 93 2-1 ① G5-3		B FF 96 C SL 83 X SL 83 1-1 2-H HR	4	2	3	4	1	0	0
6 Ryan Howard, L (1, 3) OBP: 0.363, SLG: 0.543 52 Jeff Manship, R (9, 1)	D CU 74 C SL 80 B CU 73 B SI 87 X SL 79 3-1 ② F8		C SI 87 B SI 87 S SL 80 C FF 86 1-3 ③ K		X SL 78 0-0 1-H HR		B FS 87 X SI 94 1-0 1B		C FF 98 F FF 98 S SL 84 0-3 ② K	5 0	1 0	2 0	2 0	0 0	2 0	2 0
15 John Mayberry Jr., R (1, 9) OBP: 0.304, SLG: 0.400 (9, 3)	B CU 72 B FF 87 B SI 87 B SI 87 4-0 BB			B FF 86 F SI 86 B CU 70 X FF 85 2-1 ① G6-3	B FF 86 X CH 79 1-0 9 1B 13 E 1B		C SI 94 C SI 93 S FS 86 0-3 ② K		C FF 98 X SL 84 0-1 ③ L4	4	1	1	0	1	1	1
9 Domonic Brown, L (1, 7) OBP: 0.324, SLG: 0.343	C SL 79 B CH 81 B SI 87 F SL 79 F FF 88 X CU 74 2-2 ③ G1-3			C SI 87 B SL 79 X SL 79 1-1 33 1B 1B	C SI 86 B SI 86 X CU 72 1-1 13 E 1-2 1B		S SI 94 S FS 86 X FS 86 0-2 ③ L1			4	0	2	0	0	0	3
13 Freddy Galvis, S (1, 5) OBP: 0.188, SLG: 0.077		B SI 84 C SI 85 B SL 81 X FF 85 2-1 ① F8		1 SAFE B SI 87 F FF 84 B FC 83 X SI 86 2-1 ② L8	B FF 86 B SI 86 C SL 81 F CH 77 X SI 86 2-2 E1 1-3 2-H			C FF 96 B SL 82 X FF 98 1-1 ① G1-4-3		4	0	0	0	0	0	2
33 Cliff Lee, L (1, 1) OBP: 0.200, SLG: 0.200 3 Marlon Byrd, R (9, 9) OBP: 0.293, SLG: 0.380		B SI 87 F FC 86 C SI 85 S EP 65 1-3 ② K		C SL 79 1 SAFE C SI 87 X SL 79 0-2 1-2 1B	B SI 87 B SI 86 S FF 86 X FF 86 2-1 ③ G3-1			S FF 97 C FF 99 F FF 98 C FF 98 0-3 ② K		4 0	0 0	1 0	0 0	0 0	2 0	2 0
Inning Stats	R: 2 E: 0 K: 0 S: 13 H: 2 LOB: 2 BB: 2 P: 29	R: 0 E: 0 K: 1 S: 7 H: 0 LOB: 0 BB: 0 P: 12	R: 0 E: 0 K: 1 S: 12 H: 1 LOB: 1 BB: 0 P: 21	R: 0 E: 0 K: 0 S: 12 H: 2 LOB: 2 BB: 0 P: 18	R: 3 E: 1 K: 0 S: 14 H: 3 LOB: 2 BB: 1 P: 27	R: 0 E: 0 K: 0 S: 9 H: 0 LOB: 0 BB: 0 P: 15	R: 0 E: 0 K: 1 S: 9 H: 1 LOB: 1 BB: 0 P: 12	R: 0 E: 0 K: 1 S: 7 H: 0 LOB: 0 BB: 0 P: 9	R: 2 E: 0 K: 1 S: 13 H: 2 LOB: 0 BB: 0 P: 16	1B: 6 2B: 3 3B: 0 HR: 2 SF: 0 SAC: 0 DP: 0 HBP: 0						

PITCHER		IP	WLS	BF	H	R	ER	SO	BB	IBB	HBP	BLK	WP	HR	S	P	ERA	WHIP
47 Paul Maholm, L ERA: 5.6	(1, 1)	5.0	L	27	8	5	4	2	3	0	0	0	0	1	58	107	7.20	2.200
43 Brandon League, R ERA: 3.6	(6, 1)	2.0		7	1	0	0	1	0	0	0	0	0	0	18	27	0.00	0.500
60 José Domínguez, R ERA: 10.8	(8, 1)	2.0		8	2	2	2	2	0	0	0	0	0	1	20	25	9.00	1.000

PITCHER	IP	WLS	BF	H	R	ER	SO	BB	IBB	HBP	BLK	WP	HR	S	P	ERA	WHIP

TOP

Philadelphia Phillies @ Los Angeles Dodgers
Dodger Stadium, Los Angeles, CA
Mon Apr 21 2014, 7:13 PM - 9:58 PM PDT
Att. 37,715 - Partly Cloudy - 69 F

livebaseballscorecards.com

AB	39
R	7
H	11
RBI	6
BB	3
SO	5
LOB	14

WP: 0 PA: 42
PB: 0
SB: 0
CS: 0

Batter	1	2	3	4	5	6	7	8	9	AB	R	H	RBI	BB	SO	LOB
66 Yasiel Puig, R (1, 9) OBP: 0.343, SLG: 0.414	X SI 90 0-0 10 F8 23 1B 1B		C SI 91 B SI 91 X CH 85 1-1 ② G5-3			B CH 84 B CH 84 F FF 91 F FC 86 F FF 92 S CU 76 2-3 ② K			X FF 91 0-0 ① G5-3	4	0	1	0	0	1	0
10 Justin Turner, R (1, 4) OBP: 0.206, SLG: 0.226 (6, 5)	C FF 90 B CH 84 C SI 90 B FC 87 B SI 91 1 SAFE X SI 90 3-2 ① F8 1-2		B SI 91 C FF 92 B FF 91 X SI 91 2-1 ③ G4-3			B FC 86 F FF 91 C FF 90 F FC 88 B CU 74 X SI 90 2-2 ③ F8			C FF 90 C SI 91 B CU 84 S SI 91 1-3 ② K	4	0	0	0	0	1	1
13 Hanley Ramirez, R (1, 6) OBP: 0.337, SLG: 0.417	C SI 91 F FF 91 B SI 91 B CH 84 F CU 74 C SI 90 2-3 ② K			C FF 90 B CU 72 F CH 84 F FC 86 B SL 81 X FC 87 2-2 ① G6-3			F CH 83 F SL 80 F CU 74 F CU 75 F FF 91 B SI 91 B FF 92 S FF 91 2-3 ① K		S CU 83 B CH 86 B FF 91 B FF 91 B SI 89 4-1 23 FC6 BB	3	0	0	0	1	2	1
23 Adrián González, L (1, 3) OBP: 0.360, SLG: 0.584	C SI 91 X SI 90 0-1 ③ 2-H 1B			F FC 87 S CH 83 B FF 91 C SI 91 1-3 ② K			B CH 83 C FF 90 S SL 82 S CU 76 1-3 ② K2-3		X SI 90 0-0 ③ FC6 1-2f	4	0	1	0	0	2	1
27 Matt Kemp, R (1, 8) OBP: 0.315, SLG: 0.468 60 José Domínguez, R (8, 1)		B CH 84 F FC 86 B FF 90 S CH 84 X FF 91 2-2 33 FC6-4 1B		X FC 86 0-0 ③ G6-3			B SI 92 C SI 90 S SL 80 X CU 74 1-2 ③ G6-3			3 0	0 0	1 0	0 0	0 0	0 0	0 0
33 Scott Van Slyke, R (1, 7) OBP: 0.423, SLG: 0.714 (8, 8)		S FF 90 C FF 91 X CH 84 0-2 ① FC6-4 1-2f			B FF 90 C SI 90 X CH 83 1-1 ① P3			T SI 89 F FC 86 B SI 91 C SI 90 1-3 ① K		3	0	0	0	0	1	1
5 Juan Uribe, R (1, 5) OBP: 0.342, SLG: 0.545 43 Brandon League, R (6, 1) 3 Carl Crawford, L (8, 7) OBP: 0.246, SLG: 0.339		C FF 90 S CH 83 C FF 90 0-3 ② K			B FF 90 F FF 89 C SI 91 B SI 91 F CH 85 F CU 73 S CH 85 2-3 ② K			X SI 90 0-0 ② G4-3		2 0 1	0 0 0	0 0 0	0 0 0	0 0 0	2 0 0	1 0 0
26 Tim Federowicz, R (1, 2) OBP: 0.118, SLG: 0.121		F CH 84 B SI 90 C FF 90 B CU 74 X SI 90 2-2 ③ F8			F SI 91 S FC 86 F CU 74 B CH 84 X FC 87 1-2 ③ G6-3			C FC 87 F FC 88 X SL 80 0-2 1B		3	0	1	0	0	0	1
47 Paul Maholm, L (1, 1) 9 Dee Strange-Gordon, L (6, 4) OBP: 0.397, SLG: 0.468			C SI 89 C SI 91 B SI 90 B SI 90 F FF 90 F SI 91 S SI 92 2-3 ① K			C FF 89 F FC 87 C SI 91 0-3 ① K		C SI 90 C SI 90 X SI 91 0-2 ③ G1-3		1 2	0 0	0 0	0 0	0 0	1 1	0 1
Inning Stats	R: 0 E: 0 K: 1 S: 10 H: 2 LOB: 2 BB: 0 P: 15	R: 0 E: 0 K: 1 S: 12 H: 1 LOB: 1 BB: 0 P: 16	R: 0 E: 0 K: 1 S: 9 H: 0 LOB: 0 BB: 0 P: 14	R: 0 E: 0 K: 1 S: 8 H: 0 LOB: 0 BB: 0 P: 11	R: 0 E: 0 K: 1 S: 11 H: 0 LOB: 0 BB: 0 P: 15	R: 0 E: 0 K: 2 S: 11 H: 0 LOB: 0 BB: 0 P: 15	R: 0 E: 0 K: 2 S: 12 H: 0 LOB: 0 BB: 0 P: 16	R: 0 E: 0 K: 1 S: 10 H: 1 LOB: 1 BB: 0 P: 11	R: 0 E: 0 K: 1 S: 6 H: 0 LOB: 1 BB: 1 P: 11	1B: 4 2B: 0 3B: 0 HR: 0	SF: 0 SAC: 0 DP: 0 HBP: 0						

PITCHER		IP	WLS	BF	H	R	ER	SO	BB	IBB	HBP	BLK	WP	HR	S	P	ERA	WHIP
33 Cliff Lee, L ERA: 3.09	(1, 1)	8.0	W	27	4	0	0	10	0	0	0	0	0	0	83	113	0.00	0.500
52 Jeff Manship, R ERA: 7.2	(9, 1)	1.0		4	0	0	0	1	1	0	0	0	0	0	6	11	0.00	1.000

PITCHER	IP	WLS	BF	H	R	ER	SO	BB	IBB	HBP	BLK	WP	HR	S	P	ERA	WHIP

BOTTOM

Philadelphia Phillies @ Los Angeles Dodgers

Dodger Stadium, Los Angeles, CA

Mon Apr 21 2014, 7:13 PM - 9:58 PM PDT

Att. 37,715 - Partly Cloudy - 69 F

livebaseballscorecards.com

AB	30
R	0
H	4
RBI	0
BB	1
SO	11
LOB	7

WP: 0 PA: 31
PB: 0
SB: 0
CS: 0

Batter	1	2	3	4	5	6	7	8	9	10	AB	R	H	RBI	BB	SO	LOB
2 Ben Revere, L (1, 8) OBP: 0.319, SLG: 0.329	G4-3		3 G6-4-3 1B		3 2B 6 SF7 1B	11 FC6-4 1B			3 S 1B		5	1	4	0	0	0	0
11 Jimmy Rolls, S (1, 6) OBP: 0.337, SLG: 0.440	G6-3		K		F7	FC6-4			1 SAFE P2		5	0	0	0	0	1	7
3 Marlon Byrd, R (1, 9) OBP: 0.288, SLG: 0.382	G6-3		G6-4-3		2B		K		K		5	0	1	1	0	2	3
6 Ryan Howard, L (1, 3) OBP: 0.353, SLG: 0.527 58 Jonathan Papelbon, R (10, 1)		9 E 1B		L9	SF7		K			G1-3	4 0	0 0	1 0	1 0	0 0	1 0	0 0
51 Carlos Ruiz, R (1, 2) OBP: 0.368, SLG: 0.439	L4			7 FC5-2 3B	9 FC6-4 IBB		F8			E7 9 2B	4	1	1	0	1	0	1
9 Domonic Brown, L (1, 7) OBP: 0.329, SLG: 0.352	E6			7 FC5-2 BB	FC6-4			G3		7 G6-3 2B	4	0	1	1	1	0	3
7 Jayson Nix, R (1, 5) OBP: 0.185, SLG: 0.154	F4			FC5-2 13 FC6-4		K		13 CS HBP		G6-3	4	0	0	0	0	1	5
13 Freddy Galvis, S (1, 4) OBP: 0.143, SLG: 0.056	K			FC6-4		F8		F8		K2-3	5	0	0	0	0	2	6
34 A.J. Burnett, R (1, 1) OBP: 0.444, SLG: 0.444 63 Jake Diekman, R (7, 1) 37 Mike Adams, R (8, 1) 19 Tony Gwynn Jr., L (9, PH) OBP: 0.352, SLG: 0.276 59 Antonio Bastardo, R (9, 1) 15 John Mayberry Jr., R (10, 3) OBP: 0.304, SLG: 0.400			2 1B 1B		2 1B 3 2B 1B	2 1B 1B			K		3 0 0 1 0 0	1 0 0 0 0 0	3 0 0 0 0 0	0 0 0 0 1 0	0 0 0 0 0 0	0 0 0 0 1 0	0 0 0 0 0 0
Inning Stats	R: 0 H: 0 E: 0 LOB: 0 K: 0 BB: 0 S: 7 P: 9	R: 0 H: 1 E: 1 LOB: 2 K: 1 BB: 0 S: 13 P: 20	R: 0 H: 2 E: 0 LOB: 1 K: 1 BB: 0 S: 10 P: 11	R: 0 H: 1 E: 0 LOB: 2 K: 0 BB: 1 S: 7 P: 14	R: 2 H: 3 E: 0 LOB: 2 K: 0 BB: 1 S: 15 P: 27	R: 0 H: 2 E: 0 LOB: 2 K: 1 BB: 0 S: 16 P: 25	R: 0 H: 0 E: 0 LOB: 0 K: 2 BB: 0 S: 10 P: 18	R: 0 H: 0 E: 0 LOB: 0 K: 0 BB: 0 S: 9 P: 15	R: 0 H: 1 E: 0 LOB: 1 K: 2 BB: 0 S: 13 P: 17	R: 1 H: 1 E: 1 LOB: 1 K: 1 BB: 0 S: 10 P: 15	1B: 8 2B: 2 3B: 1 HR: 0	SF: 1 SAC: 0 DP: 1 HBP: 1					

PITCHER		IP	WLS	BF	H	R	ER	SO	BB	IBB	HBP	BLK	WP	HR	S	P	ERA	WHIP
99 Hyun Jin Ryu, L ERA: 2.12	(1, 1)	6.0		29	9	2	2	3	1	1	0	0	0	0	68	106	3.00	1.667
44 Chris Withrow, R ERA: 0.87	(7, 1)	1.0		3	0	0	0	2	0	0	0	0	0	0	10	18	0.00	0.000
0 Brian Wilson, R ERA: 7.36	(8, 1)	1.0		3	0	0	0	0	0	0	1	0	0	0	9	15	0.00	0.000
74 Kenley Jansen, R ERA: 3.75	(9, 1)	1.0		4	1	0	0	2	0	0	0	0	0	0	13	17	0.00	1.000
56 J.P. Howell, L ERA: 1.0	(10, 1)	1.0	L	5	1	1	0	1	0	0	0	0	0	0	10	15	0.00	1.000

PITCHER	IP	WLS	BF	H	R	ER	SO	BB	IBB	HBP	BLK	WP	HR	S	P	ERA	WHIP

TOP

Philadelphia Phillies @ Los Angeles Dodgers
Dodger Stadium, Los Angeles, CA
Tue Apr 22 2014, 7:11 PM - 10:45 PM PDT
Att. 44,826 - Clear - 63 F

livebaseballscorecards.com

AB	40
R	3
H	11
RBI	3
BB	2
SO	8
LOB	25

1B: 8 SF: 1
2B: 2 SAC: 0
3B: 1 DP: 1
HR: 0 HBP: 1

WP: 0 PA: 44
PB: 0
SB: 1
CS: 1

Batter	1	2	3	4	5	6	7	8	9	10	AB	R	H	RBI	BB	SO	LOB
3 Carl Crawford, L (1, 7) OBP: 0.226, SLG: 0.317	B SI 90 F SI 91 X SI 91 1-1 G4-3 ①		B CH 80 C KC 79 F SI 91 X FF 91 1-2 F8 ①		B SI 91 X SI 90 1-0 SF8 ② 3-H		1 SAFE C SL 84 F SI 97 D SL 85 D SL 85 B SI 97 X SL 85 3-2 P2 ③ 1-2			C FF 92 X FF 92 0-1 F7 ②	4	0	0	1	0	0	1
66 Yasiel Puig, R (1, 9) OBP: 0.347, SLG: 0.429	F SI 91 B FF 92 B KC 83 F SI 90 B KC 83 F SI 91 X FF 91 3-2 23 WP 2B		B KC 81 C KC 81 F SI 92 X KC 82 1-2 G5-3 ②		B SI 91 B KC 82 X KC 82 2-0 G1-3 ③			S SL 87 S SL 87 B SI 92 X SL 87 1-2 G2-3 ①		C SL 82 X FF 93 0-1 1B	5	0	2	0	0	0	0
13 Hanley Ramirez, R (1, 6) OBP: 0.330, SLG: 0.403	B KC 81 T FF 93 F SI 92 F FF 93 S KC 82 1-3 K ②		X FF 92 0-0 23 S 1B			B KC 82 X SI 89 1-0 G5-3 ①		B CH 82 X SL 86 1-0 F9 ②		X FF 93 0-0 P4 ③	5	0	1	0	0	1	2
23 Adrián González, L (1, 3) OBP: 0.356, SLG: 0.563	B SI 90 B SI 92 B KC 79 B FF 92 4-0 2-3 BB		B SI 91 B FF 91 F SI 91 B KC 79 F KC 81 X SI 92 3-2 G4-3 ③ 1-2			F KC 79 S KC 82 F KC 81 F KC 81 X SI 91 0-2 L5 ②		X CH 82 0-0 G4-3 ③			3	0	0	0	1	0	1
27 Matt Kemp, R (1, 8) OBP: 0.293, SLG: 0.431	B KC 83 F SI 93 F SI 93 F FF 93 S KC 83 1-3 K ③			X KC 80 0-0 G6-3 ①		F SI 89 B SI 91 S FF 91 F KC 82 F KC 81 B FF 91 B CH 87 X FF 91 3-2 L8 ③			B FF 92 X FF 92 1-0 F8 ①		4	0	0	0	0	1	2
5 Juan Uribe, R (1, 5) OBP: 0.337, SLG: 0.531		S KC 79 B KC 80 F FF 91 B FF 92 S KC 82 2-3 K ①		F FF 91 B KC 81 X KC 80 1-1 L5 ②			B SI 89 X CH 87 1-0 G5-3 ①		C SL 86 X SL 84 0-1 1B		4	0	1	0	0	1	0
9 Dee Strange-Gordon, L (1, 4) OBP: 0.408, SLG: 0.492 0 Brian Wilson, R (8, 1) 74 Kenley Jansen, S (9, 1) 33 Scott Van Slyke, R (9, PH) OBP: 0.407, SLG: 0.682 56 J.P. Howell, L (10, 1)		C SI 90 B KC 80 B SI 91 X SI 90 2-1 26 S 1B		C SI 89 B SI 90 S KC 80 B KC 79 X SI 91 2-2 L9 ③			M KC 78 X CH 84 0-1 26 S 10 1B 2B		B FF 90 S FF 91 C SL 83 S FF 91 1-3 K ②		3 1 2 0 0 0 0 0 0 0 0 0 0 0 0 0 0 0 0 0 0 1 0 0 0 0 1 1 0 0 0 0 0 0 0						
26 Tim Federowicz, R (1, 2) OBP: 0.132, SLG: 0.162	1 SAFE 1 SAFE 1 SAFE B SI 92 C KC 82 F SI 92 C KC 81 1-3 K ② 1-2				C KC 80 F KC 80 B FF 91 F FF 90 X KC 82 1-2 99 SH1-4 3 SF8 2B		B SI 90 T FF 90 2 SAFE B SI 91 S KC 82 S KC 81 2-3 K ② 2-3		F SL 83 C FF 91 F FF 90 D SL 84 S SL 83 1-3 K ③		4	1	1	0	0	3	3
99 Hyun Jin Ryu, R (1, 1) OBP: 0.083, SLG: 0.083 44 Chris Withrow, R (7, 1) 10 Justin Turner, R (7, PH) OBP: 0.222, SLG: 0.242 (8, 4)	X KC 80 0-0 G6-3 ③				B SI 88 B CH 87 B SI 88 C FF 88 X FF 88 3-1 SH1-4 ① 2-3		S KC 82 B FF 91 B FF 91 X KC 80 2-1 3 S 1B 3-H			F FF 93 X FF 92 0-1 F8 ①	1 0 0 0 0 0 1 0 0 0 0 0 0 0 2 0 1 1 0 0 0						
Inning Stats	R: 0 H: 1 E: 0 LOB: 2 K: 2 BB: 1 S: 14 P: 24		R: 0 H: 1 E: 0 LOB: 1 K: 2 BB: 0 S: 9 P: 14	R: 0 H: 1 E: 0 LOB: 1 K: 0 BB: 0 S: 10 P: 15	R: 0 H: 0 E: 0 LOB: 0 K: 0 BB: 0 S: 6 P: 9	R: 1 H: 1 E: 0 LOB: 0 K: 0 BB: 0 S: 8 P: 15	R: 0 H: 0 E: 0 LOB: 0 K: 0 BB: 0 S: 11 P: 15	R: 1 H: 2 E: 0 LOB: 1 K: 1 BB: 0 S: 11 P: 19	R: 0 H: 0 E: 0 LOB: 0 K: 0 BB: 0 S: 5 P: 7	R: 0 H: 1 E: 0 LOB: 1 K: 2 BB: 0 S: 10 P: 13	R: 0 H: 1 E: 0 LOB: 1 K: 0 BB: 0 S: 7 P: 7	1B: 5 SF: 1 2B: 3 SAC: 1 3B: 0 DP: 0 HR: 0 HBP: 0						

PITCHER		IP	WLS	BF	H	R	ER	SO	BB	IBB	HBP	BLK	WP	HR	S	P	ERA	WHIP
34 A.J. Burnett, R ERA: 2.73	(1, 1)	6.2		27	6	2	2	5	1	0	0	0	1	0	66	105	2.70	1.050
63 Jake Diekman, L ERA: 8.1	(7, 1)	0.1		1	0	0	0	0	0	0	0	0	0	0	3	6	0.00	0.000
37 Mike Adams, R ERA:	(8, 1)	1.0		3	0	0	0	0	0	0	0	0	0	0	5	7	0.00	0.000
59 Antonio Bastardo, L ERA: 4.35	(9, 1)	1.0	W	4	1	0	0	2	0	0	0	0	0	0	10	13	0.00	1.000
58 Jonathan Papelbon, R ERA: 3.24	(10, 1)	1.0	S	4	1	0	0	0	0	0	0	0	0	0	7	7	0.00	1.000

PITCHER	IP	WLS	BF	H	R	ER	SO	BB	IBB	HBP	BLK	WP	HR	S	P	ERA	WHIP

BOTTOM

Philadelphia Phillies @ Los Angeles Dodgers

Dodger Stadium, Los Angeles, CA

Tue Apr 22 2014, 7:11 PM - 10:45 PM PDT

Att. 44,826 - Clear - 63 F

livebaseballscorecards.com

AB	36
R	2
H	8
RBI	2
BB	1
SO	7
LOB	11

1B: 5 SF: 1
2B: 3 SAC: 1
3B: 0 DP: 0
HR: 0 HBP: 0

WP: 1 PA: 39
PB: 0
SB: 4
CS: 0

Batter	1	2	3	4	5	6	7	8	9	AB	R	H	RBI	BB	SO	LOB
2 Ben Revere, L (1, 8) OBP: 0.303, SLG: 0.311	B SI 91 B SI 90 C FF 89 C SI 90 B FF 91 F FF 89 X FF 89 3-2 ① L8		C FF 91 F FF 91 S CH 86 0-3 ③ K			C SI 90 X CU 69 0-1 ① F7		C SI 86 B SI 85 B SI 86 X SI 86 2-1 ① G4-3		4	0	0	0	0	1	1
11 Jimmy Rollins, S (1, 6) OBP: 0.333, SLG: 0.443	B FF 90 B SI 89 F FF 90 B CH 84 F FF 89 X FF 90 3-2 ② F8			C FF 91 B FF 89 B CU 72 B FF 90 F FF 89 X CH 84 3-2 26 G6-3 6 1B 2B		B CU 72 X SI 91 1-0 ② F8		C SI 86 B SI 85 X SI 86 1-1 ② F9		4	1	1	0	0	0	0
26 Chase Utley, L (1, 4) OBP: 0.425, SLG: 0.644	C FF 90 C CU 74 F FF 92 B FF 91 F CU 70 X SL 83 1-2 ③ F8			X CU 72 0-0 ① G6-3 2-3		B FF 90 F SI 91 B CU 73 S CH 86 X FF 92 2-2 2B		B SI 87 C SI 88 F SI 87 B KC 79 S KC 79 2-3 ③ K		4	0	1	0	0	1	1
6 Ryan Howard, L (1, 3) OBP: 0.360, SLG: 0.519		C FF 90 F CH 84 S FF 92 0-3 ① K		B CH 86 X CH 86 1-0 3-H 1B		B FF 91 B SI 92 2 SAFE B CH 86 I IN 61 4-0 IBB			C FC 91 B FF 95 S FC 94 X FC 96 1-2 ① F8	3	0	1	1	1	1	0
3 Marlon Byrd, R (1, 9) OBP: 0.274, SLG: 0.363		B FF 91 F FF 91 S SL 84 F SL 83 S FF 91 1-3 ② K		F SI 91 C SI 90 D CU 69 S SL 84 1-3 ② K		F FF 91 X SL 84 0-1 ③ G2-3			S FC 93 F FC 96 B FC 96 B SL 81 X FC 95 2-2 ② F9	4	0	0	0	0	2	3
9 Domonic Brown, L (1, 7) OBP: 0.313, SLG: 0.333		B FF 91 B FC 86 B FF 92 C SI 90 X CH 86 3-1 ③ G4-3		S CH 87 C FF 91 D SL 84 S FF 91 1-3 ③ K			C FF 90 F CU 70 F SL 82 B FF 91 T FF 91 1-2 ① K		F FC 94 C FC 95 B FF 97 F FC 96 S FC 96 1-3 ③ K	4	0	0	0	0	3	1
51 Carlos Ruiz, R (1, 2) OBP: 0.352, SLG: 0.417			F FF 89 B SI 90 B SL 83 X SL 81 2-1 ① F9		C SL 83 C CH 85 B SI 92 S SI 91 1-3 ① K		C CU 74 B FF 90 B SI 92 F SL 90 F SL 85 B SL 84 F SI 90 S SL 84 3-3 ② K			3	0	0	0	0	2	0
13 Freddy Galvis, S (1, 5) OBP: 0.130, SLG: 0.050 25 Cody Asche, L (7, PH) OBP: 0.269, SLG: 0.298 (7, 5) 43 Mario Hollands, L (7, 1) 50 Shawn Camp, R (8, 1)			S FF 91 C CU 71 S CU 68 0-3 ② K		B CU 74 C FF 91 F FF 92 S SL 85 1-3 ② K		B CU 74 C CU 74 X FF 91 1-1 ③ P5			2 1 0 0	0 0 0 0	0 0 0 0	0 0 0 0	0 0 0 0	2 0 0 0	0 0 0 0
35 Cole Hamels, L (1, 1) OBP: 0.500, SLG: 0.500 52 Jeff Manship, R (7, 1) 7 Jayson Nix, R (7, 5) OBP: 0.214, SLG: 0.296			C FF 90 S FF 90 F CU 69 B FF 93 X CU 77 1-2 1B		S FF 91 C FF 91 B FF 92 C FF 92 1-3 ③ K			X FF 89 0-0 HR		2 0 1	0 0 1	1 0 1	0 0 1	0 0 1	1 0 1	0 0 0
Inning Stats	R: 0 E: 0 K: 0 S: 12 H: 0 LOB: 0 BB: 0 P: 19	R: 0 E: 0 K: 2 S: 9 H: 0 LOB: 0 BB: 0 P: 13	R: 0 E: 0 K: 2 S: 12 H: 1 LOB: 1 BB: 0 P: 15	R: 1 E: 0 K: 2 S: 11 H: 2 LOB: 1 BB: 0 P: 17	R: 0 E: 0 K: 3 S: 9 H: 0 LOB: 0 BB: 0 P: 12	R: 0 E: 0 K: 0 S: 8 H: 1 LOB: 2 BB: 1 P: 15	R: 0 E: 0 K: 2 S: 11 H: 0 LOB: 0 BB: 0 P: 16	R: 1 E: 0 K: 1 S: 8 H: 1 LOB: 0 BB: 0 P: 13	R: 0 E: 0 K: 1 S: 10 H: 0 LOB: 0 BB: 0 P: 14	1B: 2 2B: 2 3B: 0 HR: 1	SF: 0 SAC: 0 DP: 0 HBP: 0			WP: 0 PB: 0 SB: 0 CS: 0	PA: 33		

TOP

Philadelphia Phillies @ Los Angeles Dodgers
Dodger Stadium, Los Angeles, CA
Wed Apr 23 2014, 7:13 PM - 10:02 PM PDT
Att. 40,776 - Clear - 67 F

livebaseballscorecards.com

AB	32
R	2
H	5
RBI	2
BB	1
SO	13
LOB	6

PITCHER		IP	WLS	BF	H	R	ER	SO	BB	IBB	HBP	BLK	WP	HR	S	P	ERA	WHIP
21 Zack Greinke, R ERA: 2.45	(1, 1)	7.0	W	27	5	2	2	11	0	1	0	0	0	1	73	108	2.57	0.714
56 J.P. Howell, L ERA: 0.9	(8, 1)	1.0	H	3	0	0	0	1	0	0	0	0	0	0	7	12	0.00	0.000
74 Kenley Jansen, R ERA: 3.46	(9, 1)	1.0	S	3	0	0	0	1	0	0	0	0	0	0	10	14	0.00	0.000

PITCHER	IP	WLS	BF	H	R	ER	SO	BB	IBB	HBP	BLK	WP	HR	S	P	ERA	WHIP

Batter	1	2	3	4	5	6	7	8	9	AB	R	H	RBI	BB	SO	LOB
66 Yasiel Puig, R (1, 9) OBP: 0.355, SLG: 0.463	B FF 90 F FF 91 S CH 82 F FF 92 B CH 82 S CH 82 2-3 ① K		F CH 84 B FF 92 T FF 90 S CU 79 1-3 ③ K		X FF 91 0-0 1-2 2-H 1B		B CU 80 X CU 82 1-0 2-H 3B			4	0	2	2	0	2	0
16 Andre Ethier, L (1, 7) OBP: 0.261, SLG: 0.302	C FC 89 X FF 91 0-1 ② G6-3			C FF 89 B CH 81 S FF 91 B CU 77 S FF 93 2-3 ① K	C FC 86 X FF 91 0-1 ③ G4-3		C SL 79 B FF 92 B FF 93 X FF 93 2-1 ③ P5			4	0	0	0	0	1	3
13 Hanley Ramirez, R (1, 6) OBP: 0.337, SLG: 0.457	C FF 92 S CU 77 B FF 92 B FF 92 F FF 94 B FF 93 X FF 93 3-2 ③ G6-3			B FF 92 X FF 92 1-0 ② G5-3		S CH 78 B CH 80 B CU 74 F FF 90 X FC 87 2-2 27 F8 2B		B FF 92 B CH 85 B FF 92 F FF 93 X FF 93 3-1 HR		4	1	2	1	0	0	0
27 Matt Kemp, R (1, 8) OBP: 0.306, SLG: 0.473		F FF 91 X FF 91 0-1 33 1B 5 SF9 2B		B FF 92 X FF 92 1-0 2B		D CU 74 B CH 81 X FC 87 2-0 ① F8 2-3		C SL 81 X FF 91 0-1 ① G6-3		4	1	2	0	0	0	1
33 Scott Van Slyke, R (1, 3) OBP: 0.419, SLG: 0.692 74 Kenley Jansen, S (9, 1)		B FF 90 X CH 83 1-0 31 CS 2-3 1B		B FF 91 X FF 92 1-0 ③ F8		D CU 74 B FF 89 X CU 75 2-0 ② G2-3		B SL 82 F FF 93 C FF 93 X SL 80 1-2 5 G5-3 10 1B 2B		4 0	1 0	2 0	0 0	0 0	0 0	2 0
5 Juan Uribe, R (1, 5) OBP: 0.322, SLG: 0.512		F FF 91 B FF 91 X FF 91 1-1 ① SF9 3-H			B FF 90 S CH 82 F CU 75 B FF 92 F CH 83 S CH 82 2-3 ① K	X CH 82 0-0 ③ G6-3		F SI 87 X SI 87 0-1 ② G5-3 2-3		3	0	0	1	0	1	2
10 Justin Turner, R (1, 4) OBP: 0.225, SLG: 0.243		C FF 92 B FF 92 1 SAFE X FF 92 1-1 ② F7			B FF 92 C FF 92 B CU 77 C FF 92 F CH 84 F CH 82 F CH 84 C FC 89 2-3 ② K		B SI 92 F SI 91 F CU 85 B CU 84 F CU 84 T SI 91 2-2 ① K	C SI 87 X SL 78 0-1 31 1B 3-H 1B		4	0	1	1	0	2	1
31 Drew Butera, R (1, 2) OBP: 0.263, SLG: 0.222		C FF 91 1 SAFE S CH 83 1 SAFE 0-2 ③ CS 1-2	S CH 82 B CH 81 X FF 91 1-1 ① F9		T FF 91 B FF 92 F FF 91 X FF 93 1-2 21 BB 66 1B 1B		C CU 84 C SI 92 C SI 92 0-3 ② K	C SI 86 X SI 86 0-1 1-2 1B		4	1	2	0	0	1	0
21 Zack Greinke, R (1, 1) OBP: 0.273, SLG: 0.400 56 J.P. Howell, L (8, 1) 23 Adrián González, L (8, PH) OBP: 0.352, SLG: 0.556 (9, 3)			B FF 91 C FF 92 X CH 84 1-1 ② G6-3		B CH 82 B FF 91 C FF 91 B FF 91 B FF 90 4-1 66 1B 1-2 BB		B SI 92 S SI 91 B CU 84 X FF 91 2-1 66 3B 2B	F SI 87 B SI 87 B CH 83 X SI 87 2-1 ③ F8		2 0 1	1 0 0	1 0 0	0 0 0	1 0 0	0 0 0	0 0 2
Inning Stats	R: 0 E: 0 K: 1 S: 10 H: 0 LOB: 0 BB: 0 P: 15	R: 1 E: 0 K: 0 S: 9 H: 2 LOB: 0 BB: 0 P: 12	R: 0 E: 0 K: 1 S: 7 H: 0 LOB: 0 BB: 0 P: 10	R: 0 E: 0 K: 1 S: 6 H: 1 LOB: 1 BB: 0 P: 11	R: 1 E: 0 K: 2 S: 17 H: 2 LOB: 2 BB: 1 P: 26	R: 0 E: 0 K: 0 S: 6 H: 1 LOB: 1 BB: 0 P: 12	R: 1 E: 0 K: 2 S: 12 H: 2 LOB: 1 BB: 0 P: 19	R: 2 E: 0 K: 0 S: 15 H: 4 LOB: 2 BB: 0 P: 21		1B: 5 2B: 5 3B: 1 HR: 1	SF: 1 SAC: 0 DP: 0 HBP: 0			WP: 0 PB: 0 SB: 0 CS: 1	PA: 37	

PITCHER		IP	WLS	BF	H	R	ER	SO	BB	IBB	HBP	BLK	WP	HR	S	P	ERA	WHIP
35 Cole Hamels, L ERA: 3.0	(1, 1)	6.0	L	24	6	2	2	5	1	0	0	0	0	0	55	86	3.00	1.167
52 Jeff Manship, R ERA: 7.94	(7, 1)	0.2		4	2	1	1	2	0	0	0	0	0	0	10	15	13.50	3.000
43 Mario Hollands, L ERA: 4.0	(7, 1)	0.2		4	2	2	2	0	0	0	0	0	0	1	9	15	27.00	3.000
50 Shawn Camp, R ERA:	(8, 1)	0.2		4	2	0	0	0	0	0	0	0	0	0	8	10	0.00	3.000

PITCHER	IP	WLS	BF	H	R	ER	SO	BB	IBB	HBP	BLK	WP	HR	S	P	ERA	WHIP

BOTTOM

Philadelphia Phillies @ Los Angeles Dodgers

Dodger Stadium, Los Angeles, CA

Wed Apr 23 2014, 7:13 PM - 10:02 PM PDT

Att. 40,776 - Clear - 67 F

livebaseballscorecards.com

AB	34
R	5
H	12
RBI	5
BB	1
SO	7
LOB	11

Philadelphia Phillies @ Los Angeles Dodgers

Dodger Stadium, Los Angeles, CA

Thu Apr 24 2014, 7:12 PM - 10:44 PM PDT

Att. 51,699 - Clear - 68 F

TOP

livebaseballscorecards.com

Batter	1	2	3	4	5	6	7	8	9	AB	R	H	RBI	BB	SO	LOB
2 Ben Revere, L (1, 8) OBP: 0.309, SLG: 0.316	C SI 85 X KC 75 0-1 G2-3		B FS 84 C FS 82 C FS 84 B FC 83 F FC 83 B FF 86 X FC 84 3-2 F9		B KC 74 L SI 85 F FC 81 B SI 86 X SI 86 2-2 51 1B 26 E 1B	C FC 83 B SI 87 B FS 85 F FC 84 B SI 88 X SI 87 3-2 G4-3			B SL 89 C SL 89 1 SAFE X SL 89 1-1 1-2 51 2B 1B	5	2	2	0	0	0	0
51 Carlos Ruiz, R (1, 2) OBP: 0.395, SLG: 0.476	C FF 86 F FC 83 B SI 87 X SI 87 1-2 2B		B FC 84 C KC 76 B SI 86 B SI 86 B FC 82 4-1 26 1B BB		C SI 86 1 SAFE B FF 85 X FF 86 1-1 G1-3 6 3 2B 26 E 1-3 1B		B FF 95 B FC 88 B FF 95 C FF 95 B FF 96 4-1 6 G4-6-3 BB		B SL 91 C SL 90 B SL 91 B SL 91 C SI 93 X SL 90 3-2 6 HBP 3 1B 1-H 2-H 2B	3	2	3	2	2	0	0
26 Chase Utley, L (1, 4) OBP: 0.424, SLG: 0.623	C FC 83 B FC 83 S FC 84 F FS 82 X FC 82 1-2 P6		X SI 86 0-0 1-2 1B		F FF 86 F FC 84 X FC 83 0-2 E3 6 G1-3 3 2B 1-2 3-H		B FC 90 C FC 91 F FF 96 X FC 91 1-2 L5		C SI 93 I IN 87 I IN 87 I IN 90 I IN 90 4-1 6 HBP 3 1B IBB	4	2	1	1	1	0	3
6 Ryan Howard, L (1, 3) OBP: 0.351, SLG: 0.494 15 John Mayberry Jr., R (9, PR) OBP: 0.304, SLG: 0.400 (9, 3)	F FC 82 F FS 81 B SI 87 B FC 83 F FC 82 C SI 87 2-3 K		S FS 81 S FS 81 C FF 87 0-3 K		B FF 86 S FC 84 F FS 82 X FC 84 1-2 G1-3 1-2 2-3		X FC 91 0-0 G4-6-3 1-2f		C SL 88 B SL 88 F FF 93 H SI 94 2-2 9 BB 3 1B 1-2 2-3 HBP	4	0	0	0	0	2	6
										0	0	0	0	0	0	0
3 Marlon Byrd, R (1, 9) OBP: 0.292, SLG: 0.400		B FS 81 X FS 82 1-0 9 1B 2B	C FF 87 F FF 87 F FC 84 X FC 84 0-2 G1-3		X FF 88 0-0 2-H 3-H 2B			B SL 82 C FF 95 S SL 83 B FF 95 F FF 93 X SL 84 2-2 L7	B FC 87 B SI 90 X SI 89 2-0 9 BB 1-2 2-H 3-H 1B	5	0	3	4	0	0	2
9 Domonic Brown, L (1, 7) OBP: 0.330, SLG: 0.333 11 Jimmy Rollins, S (9, 6) OBP: 0.333, SLG: 0.443		B SI 86 X FS 84 1-0 25 S 2-3 1B		F FS 84 B FC 82 F FS 81 B FF 86 X SI 87 2-2 P5	I IN 67 I IN 71 I IN 65 I IN 71 4-0 IBB			C FF 94 F SL 84 F FF 95 S SL 83 0-3 K	F CH 81 B FC 86 F FC 85 D CU 77 D FC 88 B SI 90 4-2 1-2 2-3 BB	3	0	1	0	2	1	0
										0	0	0	0	0	0	0
13 Freddy Galvis, S (1, 6) OBP: 0.107, SLG: 0.040 (9, 5)		C FC 83 B KC 73 B FC 84 1 SAFE F FC 84 C SI 88 2-3 K		B KC 75 S FF 87 X FS 84 1-1 G4-3	C FC 83 B KC 70 S FC 84 F FC 83 T FC 84 1-2 K			B SL 84 F FF 94 F FF 94 X SL 84 1-2 G3	S FC 88 X FC 88 0-1 F4	5	0	0	0	0	2	7
25 Cody Asche, L (1, 5) OBP: 0.263, SLG: 0.288 58 Jonathan Papelbon, R (9, 1)		F FC 85 F FF 87 S FC 84 0-3 K 1-2	S FS 82 B SI 87 X FS 82 1-1 G4-3			X SI 85 0-0 L7			1 SAFE B SL 88 L SL 89 L SL 87 F FF 94 B SL 89 X SL 90 2-1 2-1B 1B 1-0 G4-3	5	1	1	0	0	1	5
										0	0	0	0	0	0	0
38 Kyle Kendrick, R (1, 1) OBP: 0.111, SLG: 0.111 63 Jake Diekman, R (6, 1) 37 Mike Adams, R (7, 1) 19 Tony Gwynn Jr., L (9, PH) OBP: 0.343, SLG: 0.267 (9, 7)		C FC 84 S FS 84 B FC 84 S FC 84 1-3 K			X FS 84 0-0 G4-3	B FF 85 C SI 85 S FS 83 B FC 84 F FC 84 B FF 87 F SI 87 F FC 84 S FC 84 3-3 K			1 SAFE B SL 88 L SL 89 L SL 87 F FF 94 B SL 89 X SL 90 2-2 L8	3	0	0	0	0	2	2
										0	0	0	0	0	0	0
										0	0	0	0	0	0	0
										1	0	0	0	0	0	1

Inning Stats	1	2	3	4	5	6	7	8	9
	R: 0 E: 0 K: 1 S: 13 H: 1 LOB: 1 BB: 0 P: 17	R: 0 E: 0 K: 3 S: 11 H: 2 LOB: 2 BB: 0 P: 16	R: 0 E: 0 K: 1 S: 13 H: 1 LOB: 2 BB: 1 P: 20	R: 0 E: 0 K: 0 S: 7 H: 0 LOB: 0 BB: 0 P: 11	R: 3 E: 1 K: 1 S: 17 H: 3 LOB: 2 BB: 1 P: 26	R: 0 E: 0 K: 1 S: 10 H: 0 LOB: 0 BB: 0 P: 16	R: 0 E: 0 K: 0 S: 5 H: 0 LOB: 0 BB: 1 P: 10	R: 0 E: 0 K: 1 S: 11 H: 0 LOB: 0 BB: 0 P: 14	R: 4 E: 0 K: 0 S: 20 H: 4 LOB: 3 BB: 2 P: 41

1B: 7 SF: 0 WP: 0 PA: 44
2B: 4 SAC: 0 PB: 0
3B: 0 DP: 1 SB: 1
HR: 0 HBP: 1 CS: 0

	AB	38
	R	7
	H	11
	RBI	7
	BB	5
	SO	8
	LOB	26

PITCHER		IP	WLS	BF	H	R	ER	SO	BB	IBB	HBP	BLK	WP	HR	S	P	ERA	WHIP
14 Dan Haren, R ERA: 2.03	(1, 1)	6.0		28	7	3	1	7	1	1	0	0	0	0	71	106	1.50	1.333
44 Chris Withrow, R ERA: 0.79	(7, 1)	1.0		3	0	0	0	0	1	0	0	0	0	0	5	10	0.00	1.000
54 Chris Perez, R ERA: 1.69	(8, 1)	1.0		3	0	0	0	1	0	0	0	0	0	0	11	14	0.00	0.000
0 Brian Wilson, R ERA: 15.75	(9, 1)	0.1	L	6	3	4	4	0	0	1	1	0	0	0	14	28	108.00	9.000
28 Jamey Wright, R ERA: 3.18	(9, 1)	0.2		4	1	0	0	0	1	0	0	0	0	0	6	13	0.00	3.000

PITCHER		IP	WLS	BF	H	R	ER	SO	BB	IBB	HBP	BLK	WP	HR	S	P	ERA	WHIP

Batter	1	2	3	4	5	6	7	8	9	AB	R	H	RBI	BB	SO	LOB
9 Dee Strange-Gordon, L (1, 4) OBP: 0.395, SLG: 0.471	C SI 88 X SL 77 0-1 G3		C SI 90 B CH 82 B SI 89 L SI 88 F FC 88 X SI 91 2-2 F7 ②	B CH 83 X SI 91 1-0 FC4-6 ③ 1-2f		X SI 89 0-0 1-2 1B			C FF 91 F FF 91 B FF 92 F FF 91 B SL 83 X FF 92 2-2 G5-3 ①	5	0	1	0	0	0	2
3 Carl Crawford, L (1, 7) OBP: 0.231, SLG: 0.317 27 Matt Kemp, R (6, PH) OBP: 0.297, SLG: 0.456 (7, 8)	B SI 89 C SI 88 F CH 81 B SI 90 B SI 90 X CH 82 3-2 G4-3 ②		C SI 90 B SL 76 B SI 91 F SI 90 X FC 88 2-2 1B	C SI 88 X CH 80 0-1 L8 ①	C B SI 98 F SI 97 B SL 85 S SI 98 2-3 K ③			B FF 92 F FF 92 S FS 85 F FF 92 F FF 93 B FS 86 B FS 86 S SL 82 3-3 K ②	3 2	0 0	1 0	0 0	0 0	0 2	0 2
13 Hanley Ramirez, R (1, 6) OBP: 0.351, SLG: 0.459	X SI 90 0-0 1B		B SI 90 X SI 90 1-0 F7 ③		B SL 78 X SI 89 1-0 23 1B 66 FC5-2 1B		C SL 87 C SL 87 B SI 90 C FF 91 1-3 K ①		S SL 81 B FS 87 B SL 82 B FF 92 B FF 91 4-1 23 DI BB	4	0	2	0	1	1	1
23 Adrián González, L (1, 3) OBP: 0.365, SLG: 0.605	C SI 90 B FC 87 F FC 87 1 SAFE 1 SAFE X CH 82 1-2 G4-3 ③			B CH 80 B CH 80 F SI 88 F SI 90 X SI 90 2-2 5 HR 2B	C FC 87 B FC 86 B SI 89 B SI 90 X CH 81 3-1 66 FC5-2 1-3 1B		X SL 88 0-0 HR		B FF 92 B FF 92 C FF 91 F FF 91 F FF 92 F FF 92 D FS 85 X FF 93 3-2 F7 ③ 1-2	5	2	3	1	0	0	2
66 Yasiel Puig, R (1, 9) OBP: 0.338, SLG: 0.437		S FC 86 B SI 89 X CH 82 1-1 F7 ①		B SI 90 B FC 86 F FC 86 X SI 91 2-1 G5-3 ①	S FC 88 B FC 88 X FC 88 1-1 FC5-2 ② 1-2 3-H		X SL 87 0-0 G6-3 ②			4	0	0	0	0	0	3
16 Andre Ethier, L (1, 8) OBP: 0.247, SLG: 0.284 (7, 7)		C SL 76 B CH 82 B SL 78 B SI 90 X SI 88 3-1 G6-3 ②		B SI 90 B FC 88 B SI 90 C SL 77 C SI 91 T SI 91 3-2 K ②	B SI 89 C FC 87 F SI 91 F SI 92 B CH 82 D SL 79 X CH 82 3-2 G3 ③		B CH 80 C SI 90 B FF 90 C SL 86 F FF 90 S CH 82 2-3 K ③			4	0	0	0	0	2	3
5 Juan Uribe, R (1, 5) OBP: 0.341, SLG: 0.557		C SI 88 B SI 90 B FC 86 F FC 86 F CH 82 X SI 90 2-2 1B		X CH 83 0-0 2-H HR		B SI 88 B SI 88 S FC 85 X FC 86 2-1 9 1B 1B		X SL 85 0-0 G1-3 ①		4	1	3	2	0	0	0
26 Tim Federowicz, R (1, 2) OBP: 0.143, SLG: 0.150		D FC 86 C SI 89 X SI 90 1-1 L4 ③		C SI 90 B SL 79 B FC 86 B CH 81 B SI 88 4-1 14 1B BB		1 SAFE C FC 85 X SI 88 0-1 F8 ①		B SL 85 B FF 89 X FF 89 2-0 F9 ②		3	0	0	0	1	0	2
14 Dan Haren, R (1, 1) OBP: 0.231, SLG: 0.167 33 Scott Van Slyke, R (6, PH) OBP: 0.406, SLG: 0.667 44 Chris Withrow, R (7, 1) 54 Chris Perez, R (8, 1) 0 Brian Wilson, R (9, 1) 28 Jamey Wright, R (9, 1)			C SI 87 F FC 86 F SI 89 B SL 77 X SI 90 1-2 G6-3 ①	B SI 91 B SI 91 X SI 90 2-0 9 FC4-6 1-2 1B		C FC 87 C SI 90 S FC 88 0-3 K ②		C FF 89 C FF 88 F SL 86 F SL 86 C FF 90 0-3 K ③		2 1 0 1 0 0	0 0 0 0 0 0	1 0 0 0 0 0	0 0 0 0 0 0	0 1 0 1 0 0	0 1 0 0 0 0	0 1 0 0 0 0
Inning Stats	R: 0 E: 0 K: 0 S: 9 H: 1 LOB: 1 BB: 0 P: 13	R: 0 E: 0 K: 0 S: 10 H: 1 LOB: 1 BB: 0 P: 17	R: 0 E: 0 K: 0 S: 12 H: 1 LOB: 1 BB: 0 P: 18	R: 2 E: 0 K: 1 S: 12 H: 3 LOB: 2 BB: 1 P: 26	R: 0 E: 0 K: 0 S: 11 H: 2 LOB: 2 BB: 0 P: 19	R: 0 E: 0 K: 2 S: 11 H: 2 LOB: 2 BB: 0 P: 15	R: 1 E: 0 K: 2 S: 10 H: 1 LOB: 0 BB: 0 P: 13	R: 0 E: 0 K: 1 S: 7 H: 0 LOB: 0 BB: 0 P: 9	R: 0 E: 0 K: 1 S: 15 H: 0 LOB: 1 BB: 1 P: 27	1B: 8 2B: 1 3B: 0 HR: 2 SF: 0 SAC: 0 DP: 0 HBP: 0						

PITCHER		IP	WLS	BF	H	R	ER	SO	BB	IBB	HBP	BLK	WP	HR	S	P	ERA	WHIP
38 Kyle Kendrick, R ERA: 3.52	(1, 1)	5.2		28	10	2	2	2	1	0	0	0	0	1	62	103	3.18	1.941
63 Jake Diekman, L ERA: 7.84	(6, 1)	0.1	H	1	0	0	0	1	0	0	0	0	0	0	3	5	0.00	0.000
37 Mike Adams, R ERA: 2.25	(7, 1)	2.0	W	7	1	1	1	3	0	0	0	0	0	1	17	22	4.50	0.500
58 Jonathan Papelbon, R ERA: 2.89	(9, 1)	1.0		4	0	0	0	1	1	0	0	0	0	0	15	27	0.00	1.000

PITCHER	IP	WLS	BF	H	R	ER	SO	BB	IBB	HBP	BLK	WP	HR	S	P	ERA	WHIP

BOTTOM

Philadelphia Phillies @ Los Angeles Dodgers

Dodger Stadium, Los Angeles, CA

Thu Apr 24 2014, 7:12 PM - 10:44 PM PDT

Att. 51,699 - Clear - 68 F

livebaseballscorecards.com

AB	38
R	3
H	11
RBI	3
BB	2
SO	7
LOB	16

Philadelphia Phillies @ Arizona Diamondbacks

Chase Field, Phoenix, AZ

Fri Apr 25 2014, 6:41 PM - 10:02 PM MST

Att. 28,168 - Partly Cloudy - 89 F

livebaseballscorecards.com

Batter	1	2	3	4	5	6	7	8	9	AB	R	H	RBI	BB	SO	LOB
2 Ben Revere, L (1, 8) OBP: 0.314, SLG: 0.321	C FC 84 B FC 85 B FC 85 X FC 85 2-1 6 S 1B		B CH 79 F FC 86 B FC 86 1 SAFE S CH 79 B CH 80 X CH 80 3-2 ② ③ L4-3 1-1			B FC 84 C FC 85 C FC 86 F CU 74 B FC 87 C FC 87 2-3 ① K	B FF 94 C CH 84 S CH 85 B FF 94 B FF 95 F FF 95 X FF 95 3-2 ② FC6-4 1-2f 2-3		B FF 93 X FF 93 1-0 11 DI 11 1B 1B	5	1	2	0	0	1	3
11 Jimmy Rollins, S (1, 6) OBP: 0.337, SLG: 0.440	C FC 85 B FC 86 1 SAFE 1 SAFE X FC 85 1-1 L4			B FC 84 C FC 85 C FC 85 B CU 72 X FC 87 2-2 26 FC6-4 1B		C CU 72 S CH 79 B FC 87 B FC 87 F FC 88 C FC 88 2-3 ② K	B FF 93 B CH 83 C CH 84 B CH 85 C FF 94 X FF 94 3-2 ③ F7		C FF 93 X FF 93 0-1 26 S 1-H 1B	5	0	2	1	0	1	3
26 Chase Utley, L (1, 4) OBP: 0.411, SLG: 0.593	1 SAFE B FC 86 F FC 85 F CH 78 X FC 86 1-2 ② P4			C FC 86 X FC 86 0-1 ① FC6-4 1-2f		C FC 86 B FC 86 X FC 87 1-1 ③ G4-3		B FF 92 B SI 91 B FF 93 C FF 92 C SI 92 X FF 93 3-2 ① F7	B FF 94 F FF 92 B FF 93 I IN 75 I IN 75 4-1 1-2 IBB	4	0	0	0	1	0	2
6 Ryan Howard, L (1, 3) OBP: 0.347, SLG: 0.482 15 John Mayberry Jr., R (8, PR) OBP: 0.292, SLG: 0.381 (8, 3)	B FC 86 B FC 86 S CH 79 B FC 86 C FC 87 X FC 88 3-2 ③ G3 1-2			B FC 87 B FC 86 S FC 87 F FC 87 B FC 86 X FC 88 3-2 ② L9			F FF 87 F FF 88 B FF 87 F SL 79 F SL 79 F SL 80 B FF 87 B FF 87 S FF 87 3-3 ① K	B FF 93 B SL 79 S SL 80 F FF 93 B SL 81 X SI 94 3-2 9 G3-1 3 1B 1B	B FF 93 S FF 92 C FF 93 C FF 93 1-3 ③ K	4	0	1	0	0	1	2
										1	0	0	0	0	1	2
3 Marlon Byrd, R (1, 9) OBP: 0.301, SLG: 0.404		C FC 84 C FC 84 C CU 72 0-3 ① K		S FC 86 B FC 86 X FC 86 1-1 ③ L8			C FF 86 X FF 87 0-1 51 1B 9 1B 25 BB 1B	B SI 85 X SI 85 1-0 9 G3-1 1-2 1B		4	1	2	0	0	1	1
9 Domonic Brown, L (1, 7) OBP: 0.337, SLG: 0.341		B FC 85 S CH 78 B CH 78 F FC 86 F FC 86 F FC 87 B CH 79 X CH 79 3-2 ② G4-3			F CH 76 F FC 84 F FC 85 B CU 71 B CU 73 X CH 78 2-2 1B		X FF 85 0-0 25 BB 51 1B 19 E 1-2 1B	B SI 85 X SI 84 1-0 ② G3-1 1-2 2-3		4	1	2	0	0	0	2
51 Carlos Ruiz, R (1, 2) OBP: 0.388, SLG: 0.463		B FC 85 F FC 85 B FC 86 B FC 86 X FC 86 3-1 ③ P3			C CH 78 1 SAFE B FC 86 1 SAFE B FC 86 X FC 86 2-1 ① F9		F FF 94 F FF 94 B FF 94 F FF 95 F FF 95 X FF 94 1-2 25 BB 19 E 1-2 2-3 1B	C SI 85 B CU 73 X SI 86 1-1 ③ G3-1		4	1	1	0	0	0	4
25 Cody Asche, L (1, 5) OBP: 0.279, SLG: 0.291			C FC 84 B FC 84 B FC 85 S CH 78 X CH 78 2-2 2 L4-3 1B		1 SAFE T CH 80 1 SAFE F FC 86 B FC 86 1 SAFE 1 SAFE B FC 87 X FC 87 2-2 ② L7		B FF 93 F FF 94 S CH 87 B FF 95 F FF 94 B FF 94 F FF 95 B FF 94 4-2 2 FC6-4 19 E 1-2 2-3 3-H BB		C FF 93 B FF 94 F FF 93 B FF 94 X FF 94 2-2 ① G4-3	3	0	1	1	1	0	1
27 Roberto Hernandez, R (1, 1) 19 Tony Gwynn Jr., L (7, PH) OBP: 0.333, SLG: 0.258 63 Jake Diekman, R (7, 1) 7 Jayson Nix, R (9, PH) OBP: 0.207, SLG: 0.286			L CH 77 D CH 77 1 SAFE L M CU 71 1-3 ① K		C FC 86 F FC 84 B FC 86 S CU 74 1-3 ③ K		C FF 95 X FF 93 0-1 E6 2 FC6-4 1-2 2-H 3-H		C FF 93 S FF 92 F FF 94 B SL 88 F SL 89 F FF 94 S FF 94 1-3 ② K	2	0	0	0	0	2	2
										1	0	0	1	0	0	1
										0	0	0	0	0	0	0
										1	0	0	0	0	1	0

| Inning Stats | | | | | | | | | |

BOTTOM

Philadelphia Phillies @ Arizona Diamondbacks
Chase Field, Phoenix, AZ
Fri Apr 25 2014, 6:41 PM - 10:02 PM MST
Att. 28,168 - Partly Cloudy - 89 F

livebaseballscorecards.com

Batter	1	2	3	4	5	6	7	8	9	AB	R	H	RBI	BB	SO	LOB
8 Gerardo Parra, L (1, 9) OBP: 0.296, SLG: 0.337	C FF 90 B SI 91 F CH 83 F SI 91 B CH 82 F CH 81 B SI 92 F SI 90 X CH 80 3-2 ① L6		B FF 90 C SI 90 X SL 79 1-1 ② G5-3		C CH 84 B SL 84 B SI 91 B CH 83 X SI 90 3-1 14 G6-3, 14 S, 44 1B, 1B		F SL 84 S SI 97 F SI 98 B SL 86 S SI 96 1-3 ① K			4	1	1	0	0	1	0
14 Martín Prado, R (1, 5) OBP: 0.282, SLG: 0.296	C FF 91 B SI 90 B SI 91 C SI 90 B SI 90 S CH 80 3-3 ② K		B SL 82 C SI 91 X SI 90 1-1 1B		1 SAFE C CH 84 X CH 84 0-1 ② G6-3 1-3		C SI 98 X SI 97 0-1 1B			4	0	2	0	0	1	1
44 Paul Goldschmidt, R (1, 3) OBP: 0.372, SLG: 0.510	B SI 92 C SL 84 B CH 81 B FF 91 S SI 90 F SI 91 X CH 83 3-2 ③ F9		C SI 90 D SI 89 B SI 91 C SI 90 S CH 82 2-3 ③ K		B SL 84 B CH 84 C SI 90 X SI 91 2-1 26 BB, 2 2B, 1B 3-H		D SI 98 D SI 97 1 SAFE C SI 95 F SL 85 B SI 99 1 SAFE F SI 98 X SI 98 3-2 ② F9			4	1	1	1	0	1	2
26 Miguel Montero, L (1, 2) OBP: 0.375, SLG: 0.410		T FF 91 B SI 91 B CH 84 X CH 84 2-1 ① L9		B SI 92 C SI 90 B SI 91 F SI 90 B FF 91 B SL 84 4-2 2 HR, BB	1 SAFE B SI 90 B SI 90 B SI 90 C SI 90 B SI 90 4-1 2 2B 1-2 BB		F SI 96 X SI 95 0-1 ③ G4-3			2	1	0	0	2	0	1
2 Aaron Hill, R (1, 4) OBP: 0.291, SLG: 0.417		B SL 85 B FF 92 F FF 90 B SI 90 C SL 83 X SI 90 3-2 ② G6-3		B SI 90 X SI 89 1-0 1-H HR	X SI 91 0-0 1-3 2-H 2B			B SI 95 X SI 96 1-0 ① G6-3		4	1	2	3	0	0	0
11 AJ Pollock, R (1, 8) OBP: 0.299, SLG: 0.403		C CH 82 X SI 90 0-1 4 1B, 1B		X FF 90 0-0 ① L6	C SL 84 B SI 90 B CH 82 X SL 82 2-1 ③ G5-3			C SI 96 S SL 84 B SI 97 F SI 97 B SL 84 X SL 83 2-2 HR		4	1	2	1	0	0	2
4 Cliff Pennington, S (1, 6) OBP: 0.378, SLG: 0.313		B FF 90 F SI 90 1 SAFE L FF 90 1 SAFE X CH 82 1-2 1-2 1B		B SI 90 B CH 84 X SI 90 2-0 ② L8		X FF 89 0-0 ① P6		C SI 96 F SI 97 B SI 96 B SL 85 X SI 96 2-2 ② L9		4	0	1	0	0	0	0
19 Tony Campana, L (1, 7) OBP: 0.209, SLG: 0.262		F SI 91 X FF 91 0-1 ③ G3		C FF 91 M FF 91 B SL 84 B SI 90 C SI 90 2-3 ③ K		C FF 89 X FF 90 0-1 ② G4-3		X SI 95 0-0 ③ B1-3		4	0	0	0	0	1	2
55 Josh Collmenter, R (1, 1) 27 Roger Kieschnick, L (6, PH) 54 Joe Thatcher, L (7, 1) 48 Randall Delgado, R (7, 1) 59 Oliver Pérez, L (8, 1) 29 Brad Ziegler, R (8, 1) 43 Addison Reed, L (9, 1)			B SI 90 B FF 89 C FF 88 X FF 89 2-1 ① G6-3		S FF 89 B SI 91 S CH 82 B SL 82 S SI 89 2-3 ① K		F FF 90 B CH 82 S SL 83 C SI 90 1-3 ③ K			2 1 0 0 0 0 0	0 0 0 0 0 0 0	0 0 0 0 0 0 0	0 0 0 0 0 0 0	0 0 0 0 0 0 0	1 1 0 0 0 0 0	0 0 0 0 0 0 0
Inning Stats	R: 0 E: 0 K: 1 S: 13 H: 0 LOB: 0 BB: 0 P: 22	R: 0 E: 0 K: 0 S: 12 H: 2 LOB: 2 BB: 0 P: 18	R: 0 E: 0 K: 1 S: 9 H: 1 LOB: 1 BB: 0 P: 15	R: 2 E: 0 K: 1 S: 8 H: 1 LOB: 0 BB: 1 P: 17	R: 2 E: 0 K: 1 S: 13 H: 3 LOB: 2 BB: 1 P: 26	R: 0 E: 0 K: 1 S: 6 H: 0 LOB: 0 BB: 0 P: 7	R: 0 E: 0 K: 1 S: 12 H: 1 LOB: 1 BB: 0 P: 16	R: 1 E: 0 K: 0 S: 9 H: 1 LOB: 0 BB: 0 P: 14		1B: 6 2B: 1 3B: 0 HR: 2	SF: 0 SAC: 0 DP: 0 HBP: 0			WP: 0 PB: 0 SB: 1 CS: 0	PA: 35	

PITCHER		IP	WLS	BF	H	R	ER	SO	BB	IBB	HBP	BLK	WP	HR	S	P	ERA	WHIP
27 Roberto Hernandez, R ERA: 5.81	(1, 1)	6.0	L	27	7	4	4	5	2	0	0	0	0	1	61	105	6.00	1.500
63 Jake Diekman, L ERA: 7.3	(7, 1)	2.0		8	2	1	1	1	0	0	0	0	0	1	21	30	4.50	1.000

PITCHER	IP	WLS	BF	H	R	ER	SO	BB	IBB	HBP	BLK	WP	HR	S	P	ERA	WHIP

Batter	1	2	3	4	5	6	7	8	9	AB	R	H	RBI	BB	SO	LOB
2 Ben Revere, L (1, 8) OBP: 0.319, SLG: 0.326	C CH 75 C SI 85 S SI 86 0-3 K		C SL 74 X SI 85 0-1 E6 1-2		B FF 84 X SI 85 1-0 G6-3		B FF 86 B FF 85 F FF 86 B FF 86 F FF 86 X FF 86 3-2 E7 11 G4-3 2-3 1B	B SI 91 F CH 82 X CH 82 1-1 11 S 2-3 3-H 1B		5	0	2	1	0	1	1
11 Jimmy Rollins, S (1, 6) OBP: 0.330, SLG: 0.427	X SL 73 0-0 G3-1		C SI 86 D CH 81 X SI 86 1-1 L6-4 2-2		B SI 86 C SI 85 B CH 78 B CU 71 X CU 69 3-1 26 FC6-4 1B		B FF 87 F FC 86 X FF 87 1-1 G4-3 2-3 3-H	B CH 81 1 SAFE B CH 81 F SI 90 C FF 92 1 SAFE B SI 90 S CH 82 3-3 K 1-2		5	0	1	1	0	1	5
26 Chase Utley, L (1, 4) OBP: 0.411, SLG: 0.576	B SI 82 C SL 74 F SI 84 B CH 78 X SI 86 2-2 1B		B SI 86 C SL 76 1 SAFE 1 SAFE S CH 79 F SI 82 F SI 87 B SI 88 X CH 81 2-2 G3		B CH 79 X SI 85 1-0 FC6-4 1-2f		C FF 86 B SL 78 S SL 78 B SL 79 F FF 87 X SL 78 2-2 G4-3	B CH 82 B CH 80 I IN 70 I IN 75 4-0 IBB		4	0	1	0	1	0	3
6 Ryan Howard, L (1, 3) OBP: 0.330, SLG: 0.456	S CU 72 S SI 86 B SI 86 X SL 76 1-2 G6-3			C CU 69 X SL 75 0-1 P5		S CU 68 F CU 69 B SI 85 B SI 86 T CH 78 2-2 K		X SL 78 0-0 E5 9 1B 3 BB 51 1B B FF 92 X FF 91 1-0 F7		5	1	0	0	0	1	4
3 Marlon Byrd, R (1, 9) OBP: 0.306, SLG: 0.398		C CH 75 X SL 75 0-1 F8		F CU 69 F SI 86 X SL 78 0-2 51 BB 1B		C CH 75 F SI 86 B SI 86 F SI 86 B SL 74 X SI 86 2-2 F7		C SI 91 B SI 91 B SI 91 S KC 78 D KC 80 B SI 91 4-2 51 1B 9 1B 25 2B 1-2 BB	C FF 89 C FF 90 X FF 89 0-2 G4-3	4	1	1	0	1	0	0
9 Domonic Brown, L (1, 7) OBP: 0.340, SLG: 0.345		C SI 84 B SI 85 B CH 80 B SL 75 X CU 71 3-1 P6		S CH 78 C SI 86 B SI 86 B SI 87 X CH 79 2-2 L6		B SI 87 B CH 79 C CH 77 S SI 87 F SI 86 B CH 75 F CH 80 X SI 81 3-2 G3		X SI 90 0-0 51 1B 25 2B 1-2 2-3 1B	B FS 86 B FF 90 X FF 91 2-0 51 G5-3 1B	5	1	2	0	0	0	1
51 Carlos Ruiz, R (1, 2) OBP: 0.412, SLG: 0.479		C SI 87 C SI 87 X SL 79 0-2 1B		D SI 87 C CH 81 B SI 85 B SI 86 B CU 67 4-1 1-2 BB			B SI 84 C CH 76 B CH 75 X CH 79 2-1 13 G3-4-3 19 2B 1B	B SI 91 C KC 76 C SI 91 F KC 80 X KC 79 1-2 25 2B 2 1B 1-2 2-3 3-H 1B	D FF 88 C FF 89 X FF 90 1-1 G5-3 1-2	4	2	3	1	1	0	1
13 Freddy Galvis, S (1, 5) OBP: 0.091, SLG: 0.033		B SI 86 B CH 80 C SL 74 B SI 86 C CH 80 X SL 75 3-2 L8		C CU 72 F SI 86 X SI 86 0-2 G4-3			X SI 85 0-0 G3-4-3 1-2	S SI 88 F SI 90 B SI 90 D CH 80 C SI 90 2-3 K	C FS 86 F FS 85 F FS 86 F FF 90 S FS 86 0-3 K	5	0	0	0	0	2	8
33 Cliff Lee, L (1, 1) OBP: 0.250, SLG: 0.250 19 Tony Gwynn Jr., L (7, PH) OBP: 0.357, SLG: 0.313 52 Jeff Manship, R (7, 1) 25 Cody Asche, L (8, PH) OBP: 0.290, SLG: 0.321 59 Antonio Bastardo, R (8, 1) 37 Mike Adams, R (8, 1) 58 Jonathan Papelbon, R (9, 1)			X CH 76 0-0 11 L6-4 2 E 1B		B CU 70 X SI 82 1-0 F7		C SI 85 X CH 80 0-1 2 E 11 G4-3 2-H 2B	B SI 90 X SI 88 1-0 2 1B 1-3 2-H 3-H 2B		2 1 0 1 0 0 0	0 1 0 0 0 0 0	1 1 0 1 0 0 0	0 1 0 2 0 0 0	0 0 0 0 0 0 0	0 0 0 0 0 0 0	0 0 0 0 0 0 0

Inning Stats	1	2	3	4	5	6	7	8	9
	R: 0 E: 0 K: 1 S: 10 H: 1 LOB: 1 BB: 0 P: 13	R: 0 E: 0 K: 0 S: 10 H: 1 LOB: 1 BB: 0 P: 16	R: 0 E: 1 K: 0 S: 10 H: 1 LOB: 1 BB: 0 P: 13	R: 0 E: 0 K: 0 S: 12 H: 1 LOB: 2 BB: 1 P: 18	R: 0 E: 0 K: 0 S: 5 H: 1 LOB: 1 BB: 0 P: 11	R: 0 E: 0 K: 1 S: 12 H: 0 LOB: 0 BB: 0 P: 19	R: 2 E: 1 K: 0 S: 14 H: 3 LOB: 1 BB: 0 P: 22	R: 4 E: 1 K: 2 S: 18 H: 4 LOB: 3 BB: 2 P: 35	R: 0 E: 0 K: 1 S: 11 H: 1 LOB: 1 BB: 0 P: 14

1B: 11 SF: 0 WP: 0 PA: 44
2B: 3 SAC: 0 PB: 0
3B: 0 DP: 1 SB: 1
HR: 0 HBP: 0 CS: 0

PITCHER		IP	WLS	BF	H	R	ER	SO	BB	IBB	HBP	BLK	WP	HR	S	P	ERA	WHIP
61 Bronson Arroyo, R ERA: 7.77	(1, 1)	6.1		27	7	2	2	2	1	0	0	0	0	0	64	97	2.84	1.263
54 Joe Thatcher, L ERA: 2.89	(7, 1)	0.2		4	1	1	1	0	0	0	0	0	0	0	10	16	13.50	1.500
35 Trevor Cahill, R ERA: 7.66	(8, 1)	1.0	L	9	4	3	2	2	1	1	0	0	0	0	17	34	18.00	5.000
40 J.J. Putz, R ERA: 4.0	(9, 1)	1.0		4	1	0	0	1	0	0	0	0	0	0	11	14	0.00	1.000

PITCHER IP WLS BF H R ER SO BB IBB HBP BLK WP HR S P ERA WHIP

TOP

Philadelphia Phillies @ Arizona Diamondbacks
Chase Field, Phoenix, AZ
Sat Apr 26 2014, 5:11 PM - 8:15 PM MST
Att. 35,462 - Partly Cloudy - 72 F

livebaseballscorecards.com

AB	41
R	6
H	13
RBI	6
BB	3
SO	5
LOB	23

BOTTOM

Philadelphia Phillies @ Arizona Diamondbacks
Chase Field, Phoenix, AZ
Sat Apr 26 2014, 5:11 PM - 8:15 PM MST
Att. 35,462 - Partly Cloudy - 72 F

livebaseballscorecards.com

Batter	1	2	3	4	5	6	7	8	9	AB	R	H	RBI	BB	SO	LOB
11 AJ Pollock, R (1, 8) OBP: 0.317, SLG: 0.455	X FF 89 0-0 14 G4-3 14 CS 44 SF9 1B	C SI 89 X CU 73 0-1 14 FC6-2 2-H 3B		C SI 88 X CH 82 0-1 ① F8			C CU 83 B SI 92 X CU 84 1-1 2 BB 2B	C FF 89 F FF 90 B FF 90 X SL 87 1-2 ③ F9		5	1	3	1	0	0	1
14 Martín Prado, R (1, 5) OBP: 0.278, SLG: 0.291	B SI 89 B SI 89 1 SAFE B SI 90 C CH 82 F FC 86 X SI 89 3-2 ① G4-3 1-3	B FC 88 B FC 86 S CH 84 C SI 90 X SI 91 2-2 ② FC6-2 44 CS 3-H		C SI 88 B FF 89 F CH 82 X CH 82 1-2 ② P3			C SI 91 X CH 85 0-1 ① F8		S SL 80 X FF 91 0-1 44 A4 D8 1B	5	0	1	0	0	0	3
44 Paul Goldschmidt, R (1, 3) OBP: 0.364, SLG: 0.495	X SI 90 0-0 ② SF9 3-H	F CH 83 D CU 75 B SI 90 2-1 ③ CS 1-2	C FF 89 B FC 86 B FF 89 B SI 89 S CH 82 B CH 84 4-2 2 2B 7 1B BB	X CH 82 0-0 ③ L4			C FF 93 X SI 90 0-1 ② G5-3		B FF 91 C FF 91 S FF 90 B FF 91 C FF 90 2-3 ①② K 1-2	3	1	0	1	1	1	2
26 Miguel Montero, L (1, 2) OBP: 0.376, SLG: 0.402	C FC 87 B CH 84 F SI 90 X SI 91 1-2 2 1B 7 1B 1B		C SI 90 B SI 91 X SI 90 1-1 ① F7		X FF 88 0-0 ① G3		I IN 77 I IN 81 I IN 81 I IN 81 4-0 2 BB IBB		X FF 91 0-0 ③ F7	4	1	1	0	1	0	1
2 Aaron Hill, R (1, 4) OBP: 0.307, SLG: 0.434	B CH 82 C SI 90 C FF 90 B SI 90 X CH 83 2-2 7 1B 1-2 1B		B FC 86 B FC 87 C SI 89 F SI 90 X SI 90 2-2 7 1B 1-3 2B		B SI 88 C SI 89 X SI 89 1-1 ② G3-1		B CU 85 B CU 83 B SI 91 F FF 92 B CU 85 4-1 1-2 2-3 BB			3	1	2	0	1	0	0
7 Cody Ross, R (1, 7) OBP: 0.115, SLG: 0.115	X SI 90 0-0 1-2 2-H 1B	D CH 84 X FC 86 1-0 16 BB 2-H 3-H 1B			F CH 82 B SI 90 B CH 83 C FF 89 F SL 82 F SI 90 X CH 84 2-2 ③ F9		C SI 92 C SI 92 X CU 84 0-2 ③ L8			4	0	2	3	0	0	3
8 Gerardo Parra, L (1, 9) OBP: 0.295, SLG: 0.327	B SI 90 B CH 83 C FC 86 X SI 90 2-1 ③ G6-3		X FC 86 0-0 ② L8			C FF 88 F CH 81 X CH 82 0-2 ① G3-1		B FF 90 B FF 90 F FF 90 B SL 80 D FF 90 4-1 BB		3	0	0	0	1	0	3
16 Chris Owings, R (1, 6) OBP: 0.359, SLG: 0.338		C SI 90 X SI 90 0-1 61 SH1-4 11 3B 1B	B CH 82 B CH 81 F SI 89 B FC 86 C CH 82 F FF 89 D FC 86 4-2 1-2 BB			S CH 82 X CH 83 0-1 ② F7		B FF 89 B SL 81 X FF 89 2-0 ① F9		3	1	1	0	1	0	1
61 Bronson Arroyo, R (1, 1) OBP: 0.250, SLG: 0.250 54 Joe Thatcher, L (7, 1) 35 Trevor Cahill, R (8, 1) OBP: 0.167, SLG: 0.333 4 Cliff Pennington, S (8, PH) OBP: 0.368, SLG: 0.303 40 J.J. Putz, R (9, 1)		L SI 90 X FC 87 0-1 ① SH1-4 1-2	F FF 88 C SI 90 S CH 83 0-3 ③ K			C FF 89 C SI 90 C SI 91 0-3 ③ K		C FF 89 C FF 89 C FF 90 0-3 ② K		2 0 0 1 0	0 0 0 0 0	0 0 0 0 0	0 0 0 0 0	0 0 0 1 0	2 0 0 1 0	2 0 0 1 0
Inning Stats	R: 2 E: 0 K: 0 S: 14 H: 4 LOB: 2 BB: 0 P: 22	R: 1 E: 0 K: 0 S: 10 H: 2 LOB: 0 BB: 0 P: 14	R: 2 E: 0 K: 1 S: 15 H: 2 LOB: 2 BB: 2 P: 27	R: 0 E: 0 K: 0 S: 6 H: 0 LOB: 0 BB: 0 P: 7	R: 0 E: 0 K: 0 S: 8 H: 0 LOB: 0 BB: 0 P: 11	R: 0 E: 0 K: 1 S: 8 H: 0 LOB: 0 BB: 0 P: 8	R: 0 E: 0 K: 0 S: 10 H: 1 LOB: 3 BB: 2 P: 19	R: 0 E: 0 K: 1 S: 8 H: 0 LOB: 1 BB: 1 P: 15	R: 0 E: 0 K: 1 S: 6 H: 1 LOB: 0 BB: 0 P: 8	1B: 7 2B: 2 3B: 1 HR: 0	SF: 1 SAC: 1 DP: 0 HBP: 0			WP: 0 PB: 0 SB: 0 CS: 2	PA: 41		

	AB	33
	R	5
	H	10
	RBI	5
	BB	5
	SO	4
	LOB	17

PITCHER		IP	WLS	BF	H	R	ER	SO	BB	IBB	HBP	BLK	WP	HR	S	P	ERA	WHIP
33 Cliff Lee, L ERA: 3.29	(1, 1)	6.0		27	8	5	3	2	2	0	0	0	0	0	61	89	4.50	1.667
52 Jeff Manship, R ERA: 6.75	(7, 1)	1.0	W	6	1	0	0	0	1	1	0	0	0	0	10	19	0.00	2.000
59 Antonio Bastardo, L ERA: 4.09	(8, 1)	0.2	H	3	0	0	0	1	1	0	0	0	0	0	5	11	0.00	1.500
37 Mike Adams, R ERA: 2.08	(8, 1)	0.1	H	1	0	0	0	0	0	0	0	0	0	0	3	4	0.00	0.000
58 Jonathan Papelbon, R ERA: 2.61	(9, 1)	1.0	S	3	1	0	0	1	0	0	0	0	0	0	6	8	0.00	1.000

PITCHER	IP	WLS	BF	H	R	ER	SO	BB	IBB	HBP	BLK	WP	HR	S	P	ERA	WHIP

Batter	1	2	3	4	5	6	7	8	9	AB	R	H	RBI	BB	SO	LOB
2 Ben Revere, L (1, 8) OBP: 0.326, SLG: 0.333	B FC 89 B SI 90 C SI 90 X SI 91 2-1 11 S 26 1B 1B		B CU 81 M CU 81 B FC 90 C SI 94 B FC 91 X SI 94 3-2 ② G4-3		B FC 91 C FC 92 X SI 94 1-1 1-2 1B		C FC 90 F CU 82 C SI 94 0-3 ③ K			4	1	2	0	0	1	0
11 Jimmy Rollins, S (1, 6) OBP: 0.327, SLG: 0.413	F SI 91 1 SAFE F FC 90 B FC 90 F SI 93 1 SAFE B FF 92 F CU 79 F FF 92 2-3 ① F CU 80 S CU 80 K 1-2		C CU 82 B SI 94 F SI 95 B SI 95 B SI 94 B CU 83 4-2 26 CS BB		S FC 92 X FC 92 0-1 ③ G3			B SL 78 S SL 78 X FF 91 1-1 ① F9		3	0	0	0	1	1	3
26 Chase Utley, L (1, 4) OBP: 0.414, SLG: 0.584	X SI 92 0-0 2-H 1B		C SI 93 F SI 93 F SI 94 1 SAFE 0-2 ③ CS 1-2	C CU 81 F CU 81 B FC 91 F SI 94 X SI 95 1-2 ① L6		X SI 93 0-0 3 E 2B		C FF 91 B SI 91 F SL 78 B SL 78 X SL 79 2-2 ② L9		4	1	2	1	0	0	0
6 Ryan Howard, L (1, 3) OBP: 0.327, SLG: 0.457	F SI 93 X SI 94 0-1 ② F7			B SI 94 F SI 95 X CU 82 1-1 2B		B SI 93 X SI 93 1-0 ① F7		X FF 90 0-0 ③ G4-3		4	0	1	0	0	0	2
3 Marlon Byrd, R (1, 9) OBP: 0.314, SLG: 0.402	C CU 81 F SI 94 F FF 94 S CU 81 0-3 ③ K2-3			S SI 93 B SI 94 F SI 95 S FF 95 1-3 ② K		S SI 93 T SI 93 X SI 94 0-2 E6 9 G6-3 2-H 1B			B SI 85 X SI 83 1-0 21 G4-3 9 G1-3 1B	4	0	2	0	0	2	2
9 Domonic Brown, L (1, 7) OBP: 0.327, SLG: 0.330		F CU 79 B FC 90 X FC 90 1-1 ① G4-3		F FF 93 F CU 82 F CU 82 T FF 94 0-2 ③ K		X FC 92 0-0 ② G6-3 2-3			C SI 84 D CH 77 B SI 85 X SI 83 2-1 ① G1-3 1-2	4	0	0	0	0	1	3
21 Wil Nieves, R (1, 2) OBP: 0.263, SLG: 0.368		C SI 93 B SI 92 C SI 93 S FF 94 1-3 ② K			B CU 79 S CU 80 X SI 93 1-1 2 1B 1B	C SI 93 B SI 93 X SI 93 1-1 ③ G1-3			S SI 85 X SI 84 0-1 ② G4-3 2-3	4	0	1	0	0	1	2
25 Cody Asche, L (1, 5) OBP: 0.273, SLG: 0.300 58 Jonathan Papelbon, R (9, 1)		C SI 94 S FC 91 C SI 95 0-3 ③ K			B FC 91 F SI 93 F SI 94 B SI 95 D CU 82 S CU 83 3-3 ① K		F CU 80 B CU 80 F FC 90 T SI 94 1-2 ① K		F SI 85 C SI 84 C CU 70 0-3 ③ K	4 0	0 0	0 0	0 0	0 0	4 0	2 0
34 A.J. Burnett, R (1, 1) OBP: 0.333, SLG: 0.333 13 Freddy Galvis, S (9, 5) OBP: 0.091, SLG: 0.033			B SI 92 C SI 92 T SI 93 C SI 93 1-3 ① K		L CU 80 C CU 81 M CU 82 0-3 ② K		C SI 92 C SI 93 F CU 80 C SI 94 0-3 ② K			3 0	0 0	0 0	0 0	0 0	3 0	1 0
Inning Stats	R: 1 E: 0 K: 2 S: 16 H: 2 LOB: 1 BB: 0 P: 20	R: 0 E: 0 K: 2 S: 8 H: 0 LOB: 0 BB: 0 P: 10	R: 0 E: 0 K: 1 S: 11 H: 0 LOB: 0 BB: 1 P: 19	R: 0 E: 0 K: 2 S: 13 H: 1 LOB: 1 BB: 0 P: 16	R: 0 E: 0 K: 2 S: 12 H: 2 LOB: 2 BB: 0 P: 17	R: 1 E: 1 K: 0 S: 8 H: 2 LOB: 1 BB: 0 P: 10	R: 0 E: 0 K: 3 S: 10 H: 0 LOB: 0 BB: 0 P: 11	R: 0 E: 0 K: 0 S: 6 H: 0 LOB: 0 BB: 0 P: 9	R: 0 E: 0 K: 1 S: 8 H: 1 LOB: 1 BB: 0 P: 11	1B: 6 2B: 2 3B: 0 HR: 0 SF: 0 SAC: 0 DP: 0 HBP: 0						

PITCHER		IP	WLS	BF	H	R	ER	SO	BB	IBB	HBP	BLK	WP	HR	S	P	ERA	WHIP
32 Brandon McCarthy, R ERA: 5.54	(1, 1)	7.0	L	28	7	2	2	12	1	0	0	0	0	0	78	103	2.57	1.143
59 Oliver Pérez, L ERA: 4.26	(8, 1)	1.0		3	0	0	0	0	0	0	0	0	0	0	6	9	0.00	0.000
29 Brad Ziegler, R ERA: 1.35	(9, 1)	1.0		4	1	0	0	1	0	0	0	0	0	0	8	11	0.00	1.000

PITCHER	IP	WLS	BF	H	R	ER	SO	BB	IBB	HBP	BLK	WP	HR	S	P	ERA	WHIP

TOP

Philadelphia Phillies @ Arizona Diamondbacks
Chase Field, Phoenix, AZ
Sun Apr 27 2014, 1:13 PM - 3:50 PM MST
Att. 30,022 - Sunny - 72 F

livebaseballscorecards.com

AB	34
R	2
H	8
RBI	1
BB	1
SO	13
LOB	15

BOTTOM

Philadelphia Phillies @ Arizona Diamondbacks
Chase Field, Phoenix, AZ
Sun Apr 27 2014, 1:13 PM - 3:50 PM MST
Att. 30,022 - Sunny - 72 F

livebaseballscorecards.com

Batter	1	2	3	4	5	6	7	8	9	AB	R	H	RBI	BB	SO	LOB
8 Gerardo Parra, L (1, 9) OBP: 0.293, SLG: 0.333	B SI 91 B SI 89 C SI 90 F SI 90 T SI 90 2-2 ① K		B SI 91 C KC 79 S KC 82 X SI 91 1-2 ②③ G4-6-3 1-2f		X KC 81 0-0 ③ F7			X SI 90 0-0 2B		4	0	1	0	0	1	3
14 Martín Prado, R (1, 5) OBP: 0.268, SLG: 0.280	C SI 90 B CH 81 X FF 91 1-1 ② L8			B FF 89 C CH 88 C KC 79 S KC 81 1-3 ① K		B CH 80 B SI 90 B SI 90 C SI 90 X SI 91 3-1 ① G6-3		D KC 81 B SI 91 F SI 91 F SI 91 X KC 83 2-2 ③ G5-3		4	0	0	0	0	1	1
44 Paul Goldschmidt, R (1, 3) OBP: 0.352, SLG: 0.477	C FF 91 S SI 91 F SI 92 F KC 81 B FF 91 S KC 81 1-3 ③ K			C KC 81 B SI 90 T FF 91 S KC 82 1-3 ② K		C SI 91 B SI 91 F FF 91 X SI 91 1-2 ② G6-3			C B B F FF 90 X FF 90 2-2 ① G5-3	4	0	0	0	0	2	0
26 Miguel Montero, L (1, 2) OBP: 0.381, SLG: 0.400		C SI 90 B CH 85 B SI 91 C SI 90 F SI 91 B KC 81 X SI 90 3-2 ① F7		C SI 91 C KC 81 F KC 81 B FF 91 B FF 91 H KC 83 3-2 2 1B HBP		X KC 80 0-0 ③ F8			F FS 84 X FS 84 0-1 1B	3	0	1	0	0	0	0
2 Aaron Hill, R (1, 4) OBP: 0.305, SLG: 0.427		B FF 90 C FF 91 B KC 81 C SI 90 B KC 81 T SI 91 3-2 ② K		B SI 92 X FF 92 1-0 1-3 1B			B KC 81 B SI 90 X SI 90 2-0 ① F8		B SI 90 S SL 82 B FF 90 C FF 90 X SL 81 2-2 ② L8	4	0	1	0	0	1	1
7 Cody Ross, R (1, 7) OBP: 0.100, SLG: 0.100		C SI 91 F SI 91 S KC 82 0-3 ③ K		F KC 82 X SI 93 0-1 ③ G3			C SI 90 F SI 90 T KC 81 0-2 ② K		F FF 92 B SL 82 B SL 82 F FF 92 B SL 82 X FF 92 3-2 ③ G6-3	4	0	0	0	0	2	3
11 AJ Pollock, R (1, 8) OBP: 0.318, SLG: 0.450			B SI 89 X SI 90 1-0 32 FC2-5 16 1B 1B		B SI 89 B SI 90 X SI 90 2-0 ① G6-3		C CH 82 X KC 82 0-1 ③ G4-3			3	0	1	0	0	0	0
16 Chris Owings, R (1, 6) OBP: 0.370, SLG: 0.378			F SI 90 1 SAFE 1 SAFE X KC 81 0-1 32 FC2-5 1-2 1B		X FF 90 0-0 3B			B CH 88 S KC 80 C SI 88 F KC 80 S KC 83 1-3 ① K		3	0	2	0	0	1	0
32 Brandon McCarthy, R (1, 1) 59 Oliver Pérez, L (8, 1) 4 Cliff Pennington, S (8, PH) OBP: 0.359, SLG: 0.294 29 Brad Ziegler, R (9, 1)			B SI 89 C SI 90 L SI 89 X KC 81 1-2 ① FC2-5 8 G4-6-3 1-2 2-3f		B SI 90 X SI 90 1-0 ② G1-3			B SI 90 C SI 90 B KC 79 B SI 91 F SI 91 X SI 90 3-2 ② G3		2 0 1 0	0 0 0 0	0 0 0 0	0 0 0 0	0 0 0 0	0 0 0 0	3 0 0 0

Inning Stats	1	2	3	4	5	6	7	8	9
	R: 0 E: 0 K: 2 S: 10 H: 0 LOB: 0 BB: 0 P: 14	R: 0 E: 0 K: 2 S: 10 H: 0 LOB: 0 BB: 0 P: 16	R: 0 E: 0 K: 0 S: 9 H: 2 LOB: 1 BB: 0 P: 12	R: 0 E: 0 K: 2 S: 12 H: 1 LOB: 2 BB: 0 P: 18	R: 0 E: 0 K: 0 S: 4 H: 1 LOB: 1 BB: 0 P: 7	R: 0 E: 0 K: 0 S: 6 H: 0 LOB: 0 BB: 0 P: 10	R: 0 E: 0 K: 1 S: 6 H: 0 LOB: 0 BB: 0 P: 8	R: 0 E: 0 K: 1 S: 11 H: 1 LOB: 1 BB: 0 P: 17	R: 0 E: 0 K: 0 S: 11 H: 1 LOB: 1 BB: 0 P: 18

	AB	32
	R	0
	H	6
	RBI	0
	BB	0
	SO	8
	LOB	11

1B: 4 SF: 0
2B: 1 SAC: 0
3B: 1 DP: 1
HR: 0 HBP: 1

WP: 0 PA: 33
PB: 0
SB: 0
CS: 0

PITCHER		IP	WLS	BF	H	R	ER	SO	BB	IBB	HBP	BLK	WP	HR	S	P	ERA	WHIP
34 A.J. Burnett, R ERA: 2.15	(1, 1)	8.0	W	29	5	0	0	8	0	0	1	0	0	0	68	102	0.00	0.625
58 Jonathan Papelbon, R ERA: 2.38	(9, 1)	1.0	S	4	1	0	0	0	0	0	0	0	0	0	11	18	0.00	1.000

PITCHER	IP	WLS	BF	H	R	ER	SO	BB	IBB	HBP	BLK	WP	HR	S	P	ERA	WHIP

New York Mets @ Philadelphia Phillies

Citizens Bank Park, Philadelphia, PA

Tue Apr 29 2014, 8:35 PM - 11:26 PM EDT

Att. 28,189 - Rain - 46 F

TOP

livebaseballscorecards.com

Batter	1	2	3	4	5	6	7	8	9	AB	R	H	RBI	BB	SO	LOB
22 Eric Young Jr., S (1, 7) OBP: 0.315, SLG: 0.269	C FF 91 B FF 92 F FF 93 F FF 93 B FF 93 F FF 93 S FF 93 2-3 ① K		F FF 92 B FF 92 S CU 77 S CU 79 1-3 ② K	B FF 91 X CH 84 1-0 ③ G4-3		C FF 92 B FF 92 C FF 93 X FF 93 1-2 ① G6-3			C CH 84 B CH 84 F CH 84 X SL 77 1-2 5 G4-6-3 1B	5	0	1	0	0	2	4
28 Daniel Murphy, L (1, 4) OBP: 0.339, SLG: 0.353	X FF 93 0-0 1B		B FF 91 B FF 92 D CU 76 C FF 89 X CH 84 3-1 5 2-4 1B 3-H	B FC 84 C CH 87 C FF 88 F FC 86 B CH 82 X CH 80 2-2 1 S 1 2B 1B	C FF 92 F FC 88 B FC 89 F FF 95 F FF 95 S SL 82 1-3 ② K			C SL 77 X SI 85 0-1 ① F8	5	1	3	1	0	1	1
5 David Wright, R (1, 5) OBP: 0.314, SLG: 0.318	X FF 92 0-0 ② P4		C FF 90 S FF 92 D CU 78 1-2 ③ 2-4 1-2	B FF 90 X CH 82 1-0 ① F7	B FF 88 D FF 89 F FF 88 B FF 88 X FF 88 3-1 ① F8	B FF 94 C FF 94 X FC 91 1-1 ③ G6-3			C SL 78 B CH 79 X SI 86 1-1 ②③ G4-6-3 1-2f	5	0	0	0	0	0	3
1 Chris Young, R (1, 8) OBP: 0.262, SLG: 0.410	1 SAFE B FF 91 B FF 91 B FF 90 C FF 91 X FF 92 3-1 ③ F9			B FF 90 C FF 91 B FF 91 B CH 83 B FF 91 4-1 3 WP 13 1B BB	C FF 87 F FF 88 B FF 88 B CU 74 B CU 74 X FF 88 3-2 15 BB 11 1B 2B 1-H		C B T B SL 80 X 2-2 ① F9			3	2	1	1	1	0	1
3 Curtis Granderson, L (1, 9) OBP: 0.252, SLG: 0.216		X FF 90 0-0 13 G6-3 1B		C FF 90 B CU 75 B FF 90 S CH 86 B CH 84 B CH 83 4-2 13 1B 49 BB BB 1-2	C CH 86 X FC 85 0-1 ② G3		F B B F FF 94 F FF 94 F FF 93 B FF 92 S FF 92 3-3 ② K			3	1	1	0	1	1	1
13 Josh Satin, R (1, 3) OBP: 0.304, SLG: 0.263 16 Daisuke Matsuzaka, R (8, 1) 47 Jose Valverde, R (9, 1)		B FF 90 X FF 91 1-0 ①② G6-3 1-2f	B FF 91 B FF 89 D CH 82 C FF 91 C FF 89 X FF 90 3-2 49 BB 11 BB 1B 1-3 2-H	C CH 87 C CU 73 B CH 87 D CH 80 H CU 75 3-2 15 BB 11 1B HBP		B FF 91 C FF 92 B SL 82 X FF 93 2-1 ③ F9			3 0 0	1 0 0	1 0 0	1 0 0	1 0 0	0 0 0	1 0 0
15 Travis d'Arnaud, R (1, 2) OBP: 0.303, SLG: 0.299		B FF 91 F FF 91 S CH 85 X FF 92 1-2 ③ G4-3	B FF 90 S FF 88 C CU 76 S CH 81 1-3 ② K	B FF 88 B CH 81 F FF 89 B FF 88 B FF 88 4-1 11 1B 1-2 2-3 BB				F SI 91 X CH 86 0-1 ① F9	3	0	0	0	1	1	2
11 Rubén Tejada, R (1, 6) OBP: 0.338, SLG: 0.250			X CH 81 0-0 49 SH1-4 28 1B 2B	B FF 89 C CU 75 B FF 90 S CH 82 B FF 91 B FF 90 4-2 49 BB 1-2 BB	S CH 81 X CH 81 0-1 1-2 2-H 3-H 1B			X SI 90 0-0 ② G5-3	3	1	2	2	1	0	0
49 Jonathon Niese, L (1, 1) 21 Lucas Duda, L (8, PH) OBP: 0.333, SLG: 0.440 (8, 3)			B FF 89 B FC 86 2 SAFE C FF 90 X FF 90 2-1 ① SH1-4 2-3	B CH 82 B FF 90 C FF 91 B FF 91 C FF 89 B FF 90 4-2 1-2 2-3 3-H BB	B SI 87 S SI 88 S SI 88 B SI 88 C SI 89 2-3 ③ K			X CH 82 0-0 ③ F8	1 1	0 0	0 0	1 0	1 0	1 0	2 0

Inning Stats	1	2	3	4	5	6	7	8	9
	R: 0 E: 0 K: 1 S: 9	H: 1 LOB: 1 BB: 0 P: 14	R: 0 E: 0 K: 0 S: 5	H: 1 LOB: 0 BB: 0 P: 7	R: 1 E: 0 K: 1 S: 10	H: 2 LOB: 1 BB: 0 P: 17	R: 2 E: 0 K: 1 S: 15	H: 1 LOB: 3 BB: 4 P: 37	R: 3 E: 0 K: 1 S: 19	H: 3 LOB: 2 BB: 1 P: 36	R: 0 E: 0 K: 1 S: 10	H: 0 LOB: 0 BB: 0 P: 13	R: 0 E: 0 K: 1 S: 10	H: 0 LOB: 0 BB: 0 P: 17	R: 0 E: 0 K: 0 S: 4	H: 0 LOB: 0 BB: 0 P: 4	R: 0 E: 0 K: 0 S: 7	H: 1 LOB: 0 BB: 0 P: 9

1B: 7	SF: 0
2B: 2	SAC: 1
3B: 0	DP: 2
HR: 0	HBP: 1

WP: 1	PA: 39
PB: 0	
SB: 1	
CS: 0	

AB	32
R	6
H	9
RBI	6
BB	5
SO	6
LOB	15

PITCHER		IP	WLS	BF	H	R	ER	SO	BB	IBB	HBP	BLK	WP	HR	S	P	ERA	WHIP
35 Cole Hamels, L ERA: 6.75	(1, 1)	4.2	L	27	8	6	6	3	5	0	1	0	1	0	55	106	11.57	2.786
27 Roberto Hernandez, R ERA: 5.74	(5, 1)	0.1		1	0	0	0	1	0	0	0	0	0	0	3	5	0.00	0.000
43 Mario Hollands, L ERA: 3.27	(6, 1)	2.0		6	0	0	0	2	0	0	0	0	0	0	20	30	0.00	0.000
52 Jeff Manship, R ERA: 5.87	(8, 1)	1.0		3	0	0	0	0	0	0	0	0	0	0	4	4	0.00	0.000
50 Shawn Camp, R ERA:	(9, 1)	1.0		3	1	0	0	0	0	0	0	0	0	0	7	9	0.00	1.000

PITCHER		IP	WLS	BF	H	R	ER	SO	BB	IBB	HBP	BLK	WP	HR	S	P	ERA	WHIP

Batter	1	2	3	4	5	6	7	8	9	AB	R	H	RBI	BB	SO	LOB
2 Ben Revere, L (1, 8) OBP: 0.313, SLG: 0.320	C FC 88 B FF 88 X FF 89 1-1 ① L8		L FF 90 C CU 75 F SI 91 B CU 78 F SI 90 B SI 91 F FF 89 F CH 83 C FC 88 2-3 ③ K			B CU 72 X FF 88 1-0 ① G4-3		C FF 88 B SL 80 B F FF 89 X SI 89 2-2 ① FC6-4 26 S 1-2f		4	0	0	0	0	1	1
11 Jimmy Rollins, S (1, 6) OBP: 0.314, SLG: 0.396	B FF 89 F FC 88 B FC 88 B FF 90 S FF 89 F FF 90 X FF 90 3-2 ② G5-3			C CU 72 B CH 81 B FC 88 X FF 90 2-1 ① F9		B CH 81 C FF 88 F CU 75 F FF 88 B CU 76 X FC 87 2-2 ② G5-3		C CU 74 F FF 89 B FC 87 C FF 89 1-3 ② K		4	0	0	0	0	1	1
26 Chase Utley, L (1, 4) OBP: 0.408, SLG: 0.570	B SI 90 C SI 89 X CU 76 1-1 ③ G4-3			B SI 90 C FF 88 F SI 88 B FC 87 X FC 87 2-2 ② L7		B CU 74 X FF 88 1-0 1B		B C FC 88 F FF 90 B FC 88 B SL 81 F FF 90 X FF 89 3-2 ③ F7 1-2		4	0	1	0	0	0	1
3 Marlon Byrd, R (1, 9) OBP: 0.311, SLG: 0.426		B FF 89 X FF 88 1-0 ① L7		C FF 88 X FF 88 0-1 HR		X FF 88 0-0 ③ L9			B FF 93 C FF 92 F FF 93 X 1-2 ① G5-3	4	1	1	1	0	0	1
6 Ryan Howard, L (1, 3) OBP: 0.333, SLG: 0.469		B FF 91 S FF 91 F CU 75 S FF 92 1-3 ② K		C FF 90 F FF 90 B FF 89 X CU 76 1-2 1B			C FC 86 B FF 88 F FC 87 S FF 89 1-3 ① K		F FF 92 B B B X FF 93 3-1 2B	4	0	2	0	0	2	0
51 Carlos Ruiz, R (1, 2) OBP: 0.416, SLG: 0.473		B CU 76 B CH 83 B FF 89 C FF 90 B FC 87 4-1 BB		B FF 89 C SI 88 D CH 83 B FF 89 X SI 88 3-1 ③ G4-3			C SI 86 S CH 80 B SI 89 F FC 86 X FF 88 1-2 1B		C FF 93 B FF 92 X FF 92 1-1 ② G6-3	3	0	1	0	1	0	2
9 Domonic Brown, L (1, 7) OBP: 0.314, SLG: 0.316		C SI 90 X FF 90 0-1 ③ L7			B FF 87 B SI 90 B FF 89 C FF 89 F FF 88 X FF 89 3-2 ① P5		S SI 86 D SI 86 B SI 88 S SI 87 C FF 87 2-3 ② K		B FF 92 B FF 92 S FF 92 F FF 91 B FF 94 X FF 92 3-2 ③ F9	4	0	0	0	0	1	3
7 Jayson Nix, R (1, 5) OBP: 0.188, SLG: 0.258			C FF 88 X FF 89 0-1 ① G1-3		C FF 90 B CH 83 D CH 83 B FC 87 X FF 90 3-1 ② P6		F FF 87 F FF 88 D CU 74 B FC 85 C SI 88 2-3 ③ K			3	0	0	0	0	1	1
35 Cole Hamels, L (1, 1) OBP: 0.333, SLG: 0.333 27 Roberto Hernandez, R (5, 1) 19 Tony Gwynn Jr., L (5, PH) OBP: 0.342, SLG: 0.303 43 Mario Hollands, L (6, 1) 52 Jeff Manship, R (8, 1) 25 Cody Asche, L (8, PH) OBP: 0.284, SLG: 0.300 50 Shawn Camp, R (9, 1)			B SI 88 B FC 86 S FF 87 F FF 89 X FF 89 2-2 ② G4-3		C FF 89 B SI 88 B FF 88 B FF 89 X FF 90 3-1 ③ G3			B CU 72 B FF 88 F FF 88 B FF 87 F FF 88 B FF 89 4-2 2 FC6-4 BB		1	0	0	0	0	0	0
										0	0	0	0	0	0	0
										1	0	0	0	0	0	0
										0	0	0	0	0	0	0
										0	0	0	0	0	0	0
										0	0	0	0	1	0	0
										0	0	0	0	0	0	0
Inning Stats	R: 0 E: 0 K: 0 S: 8 H: 0 LOB: 0 BB: 0 P: 13	R: 0 E: 0 K: 1 S: 7 H: 0 LOB: 1 BB: 1 P: 13	R: 0 E: 0 K: 1 S: 12 H: 0 LOB: 0 BB: 0 P: 16	R: 1 E: 0 K: 0 S: 12 H: 2 LOB: 1 BB: 0 P: 20	R: 0 E: 0 K: 0 S: 7 H: 0 LOB: 0 BB: 0 P: 16	R: 0 E: 0 K: 0 S: 7 H: 1 LOB: 1 BB: 0 P: 11	R: 0 E: 0 K: 3 S: 13 H: 1 LOB: 1 BB: 0 P: 19	R: 0 E: 0 K: 1 S: 12 H: 0 LOB: 1 BB: 1 P: 22	R: 0 E: 0 K: 0 S: 10 H: 1 LOB: 1 BB: 0 P: 18	1B: 3 2B: 1 3B: 0 HR: 1 SF: 0 SAC: 0 DP: 0 HBP: 0						

PITCHER		IP	WLS	BF	H	R	ER	SO	BB	IBB	HBP	BLK	WP	HR	S	P	ERA	WHIP
49 Jonathon Niese, L ERA: 2.2	(1, 1)	7.0	W	26	4	1	1	5	1	0	0	0	0	1	66	108	1.29	0.714
16 Daisuke Matsuzaka, R ERA: 1.17	(8, 1)	1.0		4	0	0	0	1	1	0	0	0	0	0	12	22	0.00	1.000
47 Jose Valverde, R ERA: 4.76	(9, 1)	1.0		4	1	0	0	0	0	0	0	0	0	0	10	18	0.00	1.000

PITCHER	IP	WLS	BF	H	R	ER	SO	BB	IBB	HBP	BLK	WP	HR	S	P	ERA	WHIP

BOTTOM

New York Mets @ Philadelphia Phillies

Citizens Bank Park, Philadelphia, PA

Tue Apr 29 2014, 8:35 PM - 11:26 PM EDT

Att. 28,189 - Rain - 46 F

livebaseballscorecards.com

AB	32
R	1
H	5
RBI	1
BB	2
SO	6
LOB	10

Batter	1	2	3	4	5	6	7	8	9	AB	R	H	RBI	BB	SO	LOB
2 Denard Span, L (1, 8) OBP: 0.290, SLG: 0.319	C FF 89 X FF 90 0-1 ① G4-3		C FC 86 X FC 86 0-1 ② L9		B FF 89 B FF 90 X FF 90 2-0 ② G4-3 2-3 3-H			C SI 90 F SI 91 X CU 79 0-2 6 S 6 1B 2B	S SL 82 B SL 83 X SL 81 1-1 ① F9	5	1	1	1	0	0	2
6 Anthony Rendon, R (1, 5) OBP: 0.346, SLG: 0.529	C FF 89 B FF 90 C SI 89 B FC 86 X FC 86 2-2 ② G5-3		C FF 90 F CU 74 X CH 83 0-2 ③ G5-3		C CH 82 B SI 89 S FC 86 X SI 89 1-2 ③ L4			C SI 88 F SL 87 B SL 87 X SL 88 1-2 28 1B 25 1B 2-H 1B	C FF 88 B FF 90 B SL 82 F FF 90 S SL 84 2-3 ② K	5	1	1	1	0	1	2
28 Jayson Werth, R (1, 9) OBP: 0.392, SLG: 0.463	C FF 90 B FF 90 F FC 85 F FF 90 B FC 87 X FF 90 2-2 ③ F9			C FF 88 B FF 89 B FC 85 B CH 83 B FF 87 4-1 8 FC6-4 BB		C FF 89 F CU 72 X CH 82 0-2 25 G3 1B		B SL 86 1 SAFE B FF 89 C SL 87 1 SAFE B SI 88 1 SAFE X SL 86 3-1 25 1B 1-2 20 2B 1B	C FF 91 F FF 90 X FF 91 1-2 20 FC5 15 BB 1B	4	1	3	0	1	0	0
25 Adam LaRoche, L (1, 3) OBP: 0.407, SLG: 0.485 15 Nate McLouth, L (8, PR) OBP: 0.313, SLG: 0.216 (8, 7)		F FF 88 F SI 89 B FC 86 F SI 90 B CH 84 B SL 80 F FC 85 C FC 86 3-3 ① K		B FF 88 S FC 84 B CH 83 C FF 88 C SI 90 2-3 ① K		C SL 79 X FF 88 0-1 ①② G3 1-2f		T SI 96 B SI 95 X SI 97 1-1 20 2B 1-2 2-H 1B	C FF 90 D SL 81 D FF 90 B SL 83 F FF 90 F FF 91 F FF 91 B FF 90 4-2 20 FC5 1-2 BB	4 0	0 0	1 0	1 0	0 0	2 1	2 0
20 Ian Desmond, R (1, 6) OBP: 0.266, SLG: 0.376		B SI 89 C SI 90 F FF 89 B CH 82 F FF 90 B CH 85 X SI 89 3-2 ② F9		C SI 90 F SI 90 X FF 89 0-2 ② F8		S CH 82 B SI 89 F FF 90 F CU 73 X CH 83 1-2 ③ G5-3		D SL 83 B SI 96 X SI 96 2-0 1-3 2-H 2B	T SL 81 S SL 82 X SL 82 0-2 ③ FC5 1-2 2-3f	5	0	1	1	0	0	3
8 Danny Espinosa, S (1, 4) OBP: 0.337, SLG: 0.476		S FF 89 B CH 85 F CH 82 S CU 74 1-3 ③ K		C CH 82 B CU 73 C FF 89 1 SAFE X FF 90 1-2 ③ FC6-4 1-2f			C FF 89 B FF 90 X FF 90 1-1 12 S 1B	S SL 86 B SI 96 B SL 85 S SL 85 D SL 86 S SL 84 3-3 ① K		4	0	1	0	0	2	3
12 Tyler Moore, R (1, 7) OBP: 0.276, SLG: 0.481 (8, 3)			C FF 89 F CH 82 B CH 83 B SI 90 X FC 85 2-2 HR	C FF 88 X FF 89 0-1 37 SH1-4 59 E 2 G4-3 1B			D SI 89 C FF 89 F FC 86 F CH 83 S CH 83 1-3 ① K 1-2	C SI 96 F SI 97 S SI 97 0-3 ② K		4	2	2	1	0	2	3
59 Jose Lobaton, S (1, 2) OBP: 0.324, SLG: 0.388			B FF 89 F SI 90 X SI 90 1-1 ① G5-3		B CH 81 B CH 83 X SI 88 2-0 FC4 2 G4-3 37 SH1-4 1-2		D CU 73 D CU 74 B FF 88 C FF 88 C CH 82 C FF 89 3-3 ② K	F SI 97 B SL 85 D SL 84 B SI 98 B SI 97 4-1 BB		3	0	0	0	1	1	2
37 Stephen Strasburg, R (1, 1) 19 Kevin Frandsen, R (7, PH) OBP: 0.364, SLG: 0.333 30 Aaron Barrett, R (7, 1) 13 Jerry Blevins, L (7, 1) 4 Zach Walters, S (8, PH) OBP: 0.267, SLG: 0.615 36 Tyler Clippard, R (8, 1) 29 Rafael Soriano, R (9, 1)			B FF 89 B FF 90 B FF 90 B FF 88 4-0 BB		L FF 89 X FF 90 0-1 ① SH1-4 1-2 2-3		C CH 82 X CH 82 0-1 ③ F9	C SI 98 S SI 97 D SL 87 F SL 85 S SI 97 1-3 ③ K		0 1 0 0 1 0 0	0 0 0 0 0 0 0	0 0 0 0 0 0 0	0 0 0 0 0 1 0	1 0 0 0 0 3 0	0 1 0 0 0 0 0	0 1 0 0 0 3 0
Inning Stats	R: 0 E: 0 K: 0 S: 9 H: 0 LOB: 0 BB: 0 P: 13	R: 0 E: 0 K: 2 S: 12 H: 0 LOB: 0 BB: 0 P: 19	R: 1 E: 0 K: 0 S: 10 H: 1 LOB: 1 BB: 1 P: 17	R: 0 E: 0 K: 1 S: 10 H: 0 LOB: 1 BB: 1 P: 17	R: 1 E: 1 K: 0 S: 9 H: 1 LOB: 1 BB: 0 P: 14	R: 0 E: 0 K: 0 S: 9 H: 1 LOB: 0 BB: 0 P: 10	R: 0 E: 0 K: 2 S: 11 H: 1 LOB: 1 BB: 0 P: 16	R: 3 E: 0 K: 3 S: 22 H: 5 LOB: 3 BB: 1 P: 37	R: 0 E: 0 K: 1 S: 15 H: 1 LOB: 2 BB: 1 P: 23	1B: 7 2B: 2 3B: 0 HR: 1 SF: 0 SAC: 1 DP: 1 HBP: 0						

PITCHER		IP	WLS	BF	H	R	ER	SO	BB	IBB	HBP	BLK	WP	HR	S	P	ERA	WHIP
33 Cliff Lee, L ERA: 3.0	(1, 1)	7.0		27	4	2	1	5	2	0	0	0	0	1	70	106	1.29	0.857
37 Mike Adams, R ERA: 8.31	(8, 1)	0.0	L	3	3	3	3	0	0	0	0	0	0	0	8	12	∞	∞
63 Jake Diekman, L ERA: 6.75	(8, 1)	1.0		6	2	0	0	3	1	0	0	0	0	0	14	25	0.00	3.000
59 Antonio Bastardo, L ERA: 3.75	(9, 1)	1.0		5	1	0	0	1	1	0	0	0	0	0	15	23	0.00	2.000

PITCHER	IP	WLS	BF	H	R	ER	SO	BB	IBB	HBP	BLK	WP	HR	S	P	ERA	WHIP

TOP

Washington Nationals @ Philadelphia Phillies
Citizens Bank Park, Philadelphia, PA
Fri May 02 2014, 7:07 PM - 10:18 PM EDT
Att. 31,945 - Partly Cloudy - 68 F

livebaseballscorecards.com

AB	36
R	5
H	10
RBI	5
BB	4
SO	9
LOB	21

BOTTOM

Batter	1	2	3	4	5	6	7	8	9	AB	R	H	RBI	BB	SO	LOB
2 Ben Revere, L (1, 8) OBP: 0.301, SLG: 0.307	C FF 94 X SI 94 0-1 G4-3		C CH 88 B FF 96 X SI 95 1-1 F7		B CH 87 C FF 94 F FF 94 X SI 94 1-2 L7		D CU 74 B SL 86 X SI 90 2-0 G6-3			4	0	0	0	0	0	1
11 Jimmy Rollins, S (1, 6) OBP: 0.321, SLG: 0.388	X FF 95 0-0 F9		B CU 79 B CH 87 B FF 95 C SI 94 B FF 95 4-1 26 WP BB		B CU 78 S CH 88 C SI 94 S CU 79 1-3 K			B FF 92 C FF 91 B CU 76 B CH 82 C FF 92 B FF 92 4-2 26 1B BB		2	0	0	0	2	1	0
26 Chase Utley, L (1, 4) OBP: 0.411, SLG: 0.567	B SI 95 C CH 89 F FF 95 F CU 80 B CH 90 X SI 97 2-2 6 1B 3 HR 1B		1 SAFE C CU 79 1 SAFE F SI 93 B CU 81 S CH 88 1-3 K 1-2		B SI 94 B CU 79 F FF 94 C CH 89 X SI 95 2-2 P4			C CH 82 B FS 82 X CH 82 1-1 1-2 1B		4	1	2	0	0	1	1
6 Ryan Howard, L (1, 3) OBP: 0.330, SLG: 0.461	B SI 95 X SI 94 1-0 3 HR 1-3 1B		C CU 78 B SI 94 X CH 88 1-1 G2-3			B SI 95 F CH 88 F SI 95 S CU 80 1-3 K		B FF 93 B CH 81 X CH 81 2-0 F6		4	1	1	0	0	1	3
3 Marlon Byrd, R (1, 9) OBP: 0.318, SLG: 0.457	C CU 78 B SI 96 F FF 95 D CH 90 F CU 80 X FF 96 2-2 1-H 3-H HR			B CU 78 B FF 93 F CH 88 S FF 95 X SL 82 2-2 G6-3		B SI 95 B CH 88 C CH 89 B FF 95 F FF 96 X CU 81 3-2 9 G4-6-3 1B		S FF 91 F CH 82 S FS 83 0-3 K		4	1	2	3	0	1	2
9 Domonic Brown, L (1, 7) OBP: 0.303, SLG: 0.303	S FF 95 S CH 90 S FF 94 0-3 K			C CH 88 F CH 88 B CH 89 S CH 89 1-3 K		1 SAFE F FF 94 B SI 94 1 SAFE S CH 87 X CU 80 1-2 G4-6-3 1-2f		F CH 81 F FF 92 S FF 92 0-3 K		4	0	0	0	0	3	3
51 Carlos Ruiz, R (1, 2) OBP: 0.419, SLG: 0.468		S CH 88 X SI 95 0-1 L9		C SI 95 B CU 80 B CU 80 C FF 96 X FF 96 2-2 25 1B 1B			B SL 85 X FF 94 1-0 L9		B FF 89 B FF 90 F FF 90 B SL 82 C FF 89 B FF 88 4-2 25 G4-6-3 BB	3	0	1	0	1	0	0
25 Cody Asche, L (1, 5) OBP: 0.296, SLG: 0.328		C SI 94 X FF 94 0-1 F7		X CH 87 0-0 33 FC6-4 1-3 1B			B SI 94 C SI 94 X SL 83 1-1 2B		F FF 91 X FF 91 0-1 G4-6-3 1-2f	4	0	2	0	0	0	1
33 Cliff Lee, L (1, 1) OBP: 0.214, SLG: 0.214 19 Tony Gwynn Jr., L (7, PH) OBP: 0.342, SLG: 0.303 15 John Mayberry Jr., R (7, PH) OBP: 0.280, SLG: 0.364 37 Mike Adams, R (8, 1) 63 Jake Diekman, R (8, 1) 59 Antonio Bastardo, R (9, 1) 13 Freddy Galvis, S (9, PH) OBP: 0.088, SLG: 0.032		X FF 96 0-0 G6-3		X SI 93 0-0 FC6-4 1-2f			C SI 92 B SI 92 S SL 86 B SI 92 X SI 92 2-2 P4		C FF 91 S SL 83 B FF 92 X SL 84 1-2 P5	2 0 1 0 0 0 1	0 0 0 0 0 0 0	0 0 0 0 0 0 0	0 0 0 0 0 0 0	0 0 0 0 0 0 0	0 0 0 0 0 0 0	2 0 1 0 0 0 0
Inning Stats	R: 3 E: 0 K: 1 S: 15 H: 3 LOB: 0 BB: 0 P: 20	R: 0 E: 0 K: 0 S: 5 H: 0 LOB: 0 BB: 0 P: 5	R: 0 E: 0 K: 1 S: 8 H: 0 LOB: 1 BB: 1 P: 15	R: 0 E: 0 K: 1 S: 11 H: 2 LOB: 2 BB: 0 P: 16	R: 0 E: 0 K: 1 S: 9 H: 0 LOB: 0 BB: 0 P: 13	R: 0 E: 0 K: 1 S: 9 H: 1 LOB: 0 BB: 0 P: 14	R: 0 E: 0 K: 0 S: 7 H: 1 LOB: 1 BB: 0 P: 13	R: 0 E: 0 K: 2 S: 11 H: 1 LOB: 2 BB: 1 P: 18	R: 0 E: 0 K: 0 S: 7 H: 0 LOB: 0 BB: 1 P: 12	1B: 6 2B: 2 3B: 0 HR: 1	SF: 0 SAC: 0 DP: 2 HBP: 0	WP: 1 PB: 0 SB: 0 CS: 0	PA: 36			

PITCHER		IP	WLS	BF	H	R	ER	SO	BB	IBB	HBP	BLK	WP	HR	S	P	ERA	WHIP
37 Stephen Strasburg, R ERA: 3.6	(1, 1)	6.0		24	6	3	0	5	1	0	0	0	1	1	57	83	0.00	1.167
30 Aaron Barrett, R ERA: 1.04	(7, 1)	0.1		2	1	0	0	0	0	0	0	0	0	0	3	5	0.00	3.000
13 Jerry Blevins, L ERA: 3.38	(7, 1)	0.2	W	2	0	0	0	0	0	0	0	0	0	0	4	8	0.00	0.000
36 Tyler Clippard, R ERA: 2.63	(8, 1)	1.0	H	5	1	0	0	2	1	0	0	0	0	0	11	18	0.00	2.000
29 Rafael Soriano, R ERA:	(9, 1)	1.0	S	3	0	0	0	0	1	0	0	0	0	0	7	12	0.00	1.000

PITCHER	IP	WLS	BF	H	R	ER	SO	BB	IBB	HBP	BLK	WP	HR	S	P	ERA	WHIP

Washington Nationals @ Philadelphia Phillies
Citizens Bank Park, Philadelphia, PA
Fri May 02 2014, 7:07 PM - 10:18 PM EDT
Att. 31,945 - Partly Cloudy - 68 F

livebaseballscorecards.com

AB	33
R	3
H	8
RBI	3
BB	3
SO	7
LOB	14

Batter	1	2	3	4	5	6	7	8	9	AB	R	H	RBI	BB	SO	LOB
2 Denard Span, L (1, 8) OBP: 0.279, SLG: 0.305	C FF 91 C SI 91 X KC 81 0-2 ① L7		B SI 91 C SI 90 X KC 80 1-1 ② G3		F KC 80 B SI 91 F CH 87 S SI 91 1-3 ② K		C FF 93 B FC 89 S SL 82 B SL 82 F FF 93 S FF 92 2-3 ③ K			4	0	0	0	0	2	1
6 Anthony Rendon, R (1, 5) OBP: 0.336, SLG: 0.512	B SI 91 B FF 92 C FF 91 B SI 91 X SI 91 3-1 ② F8		C SI 91 F SI 92 B KC 83 C SI 91 1-3 ③ K		D KC 81 X SI 92 1-0 ③ G5-3			B FF 90 C SI 90 F FF 91 F SI 92 B CH 81 X SL 88 2-2 ① F9		4	0	0	0	0	1	1
28 Jayson Werth, R (1, 9) OBP: 0.380, SLG: 0.446 21 Steven Souza Jr., R (8, 9) OBP: 0.222, SLG: 0.125	B SI 91 B KC 81 C SI 90 B FF 91 X FF 91 3-1 ③ F9			C SI 90 B KC 82 S KC 82 C FF 91 1-3 ① K		B CH 80 C SI 88 X SI 89 1-1 ① L4		C SI 91 F CH 81 B SI 90 C SI 92 1-3 ② K		4 0	0 0	0 0	0 0	0 0	2 0	0 0
25 Adam LaRoche, L (1, 3) OBP: 0.422, SLG: 0.535 12 Tyler Moore, R (6, 3) OBP: 0.267, SLG: 0.464		C SI 90 B KC 80 C KC 79 B KC 82 B SI 91 B SI 91 4-2 20 BB BB		B SI 91 F SI 91 X SI 91 1-1 2B		C SI 90 C CH 85 F KC 81 B CH 86 X SI 91 1-2 HR		B SL 87 F SI 91 S CU 79 F SL 87 S CU 79 1-3 ③ K		2 1	1 0	2 0	1 0	1 0	0 1	0 0
20 Ian Desmond, R (1, 6) OBP: 0.273, SLG: 0.375		B FF 90 S SI 92 D KC 80 D SI 91 B FF 92 4-1 1-2 BB		C SI 92 F SI 92 X KC 81 0-2 1B		C SI 89 B CH 87 F SI 91 B KC 82 F KC 82 X SI 91 2-2 ② G1-3			C FF 91 B FF 90 X FF 91 1-1 E5 41 DI	3	0	1	0	1	0	0
8 Danny Espinosa, S (1, 4) OBP: 0.323, SLG: 0.455		C KC 80 S SI 92 C SI 91 0-3 ① K		B FF 91 C SI 92 F KC 81 F KC 80 S KC 83 1-3 ② K		B SI 91 X SI 90 1-0 ③ P5			B SL 82 F FF 91 B FF 91 S SL 81 S FF 91 2-3 ① K	4	0	0	0	0	3	5
15 Nate McLouth, L (1, 7) OBP: 0.288, SLG: 0.195		B FF 90 C SI 91 B KC 80 F KC 80 C SI 92 2-3 ② K		C KC 80 X SI 92 0-1 ③ P4			B FF 91 C FF 91 X FF 92 1-1 ① G6-3		C FF 91 D SL 83 F FF 91 S SL 84 1-3 ② K	4	0	0	0	0	2	5
59 Jose Lobaton, S (1, 2) OBP: 0.329, SLG: 0.382 41 Sandy León, S (7, PH) OBP: 0.244, SLG: 0.270 (7, 2)		B SI 93 C SI 91 F SI 92 D KC 84 S KC 82 2-3 ③ K			B SI 89 H SI 90 2-0 57 SH1-4 HBP		X FF 92 0-0 ② G6-3		D SL 83 C SL 82 F FF 91 B FF 91 B FF 92 S FF 92 3-3 ③ 1-2 K	1 2	0 0	0 0	0 0	0 0	1 1	2 1
57 Tanner Roark, R (1, 1) OBP: 0.100, SLG: 0.100 52 Ryan Mattheus, R (5, 1) 4 Zach Walters, S (7, PH) OBP: 0.313, SLG: 0.857 35 Craig Stammen, R (7, 1)			B FF 89 C SI 90 F SI 90 X KC 81 1-2 ① G4-3		L SI 88 L SI 89 B KC 80 X SI 90 1-2 ① SH1-4 1-2		B FF 92 B FF 92 X FF 92 2-0 HR			1 0 1 0	0 0 1 0	0 0 1 0	0 0 1 0	0 0 0 0	0 0 0 0	0 0 0 0
Inning Stats	R: 0 E: 0 K: 0 S: 7 H: 0 LOB: 0 BB: 0 P: 13	R: 0 E: 0 K: 3 S: 12 H: 0 LOB: 0 BB: 2 P: 24	R: 0 E: 0 K: 1 S: 8 H: 0 LOB: 0 BB: 0 P: 11	R: 0 E: 0 K: 2 S: 14 H: 2 LOB: 2 BB: 0 P: 17	R: 0 E: 0 K: 1 S: 7 H: 0 LOB: 1 BB: 0 P: 12	R: 1 E: 0 K: 0 S: 11 H: 1 LOB: 0 BB: 0 P: 16	R: 1 E: 0 K: 1 S: 8 H: 1 LOB: 0 BB: 0 P: 13	R: 0 E: 0 K: 2 S: 11 H: 0 LOB: 0 BB: 0 P: 15	R: 0 E: 1 K: 3 S: 11 H: 0 LOB: 1 BB: 0 P: 18	1B: 1 2B: 1 3B: 0 HR: 2 SF: 0 SAC: 1 DP: 0 HBP: 1						WP: 0 PB: 0 SB: 0 CS: 0 PA: 35	

PITCHER		IP	WLS	BF	H	R	ER	SO	BB	IBB	HBP	BLK	WP	HR	S	P	ERA	WHIP
34 A.J. Burnett, R ERA: 2.06	(1, 1)	6.0	W	24	3	1	1	7	2	0	1	0	0	1	59	93	1.50	0.833
43 Mario Hollands, L ERA: 3.75	(7, 1)	1.0		4	1	1	1	1	0	0	0	0	0	1	8	13	9.00	1.000
37 Mike Adams, R ERA: 6.75	(8, 1)	1.0		3	0	0	0	2	0	0	0	0	0	0	11	15	0.00	0.000
59 Antonio Bastardo, L ERA: 3.46	(9, 1)	1.0		4	0	0	0	3	0	0	0	0	0	0	11	18	0.00	0.000

PITCHER	IP	WLS	BF	H	R	ER	SO	BB	IBB	HBP	BLK	WP	HR	S	P	ERA	WHIP

TOP

Washington Nationals @ Philadelphia Phillies
Citizens Bank Park, Philadelphia, PA
Sat May 03 2014, 7:08 PM - 10:28 PM EDT
Att. 33,441 - Partly Cloudy - 70 F

livebaseballscorecards.com

AB	31
R	2
H	4
RBI	2
BB	2
SO	13
LOB	15

Batter	1	2	3	4	5	6	7	8	9	AB	R	H	RBI	BB	SO	LOB
19 Tony Gwynn Jr., L (1, 8) OBP: 0.372, SLG: 0.324	C SI 88 C SI 90 F SI 89 B CU 74 X SI 89 1-2 F9 ①	S SI 89 S CU 72 B CU 72 B CH 81 F SI 90 X CU 73 2-2 G5-3 ③			B CH 80 X SI 87 1-0 11 1B 3 1B 1B	B SI 92 X SI 91 1-0 11 1B 1B		C SI 91 B FC 86 B FC 85 B SI 90 F SI 90 B SI 91 4-2 11 1B BB		4	1	2	0	1	0	0
11 Jimmy Rollins, S (1, 6) OBP: 0.342, SLG: 0.408	B SI 88 B SI 89 S SI 90 X SI 90 2-1 26 S 6 HR 1B		C SI 88 X CU 71 0-1 G3 ①		1 SAFE 1 SAFE C SI 88 B SI 88 1 SAFE B SI 89 X SI 89 2-1 26 BB 3 1B 1-3 1B	B SI 92 B SI 92 X SI 92 2-0 1-3 1B		B SI 91 F SI 90 B SI 92 X SI 90 2-1 1-2 1B		5	2	4	0	0	0	0
26 Chase Utley, L (1, 4) OBP: 0.411, SLG: 0.550	B SI 90 1 SAFE B CH 81 B SI 91 C SI 91 B CH 82 4-1 6 HR 1-2 BB		B CU 72 B SI 89 C SI 90 X CH 82 2-1 G3 ②		B SI 94 D SI 94 1 SAFE 1 SAFE B SI 93 B FF 93 4-0 9 FC4-6 3 1B 1-2 BB	X SI 93 0-0 L7 ③		C SI 91 F SI 91 F FC 85 B FC 85 D FC 87 F SI 92 F SI 91 X SI 92 2-2 G4-3 ③		3	1	0	0	2	0	4
6 Ryan Howard, L (1, 3) OBP: 0.328, SLG: 0.481	F SI 90 X SI 92 0-1 1-H 2-H HR		C SI 91 B CU 73 F CH 82 B SI 91 S CU 73 2-3 K2-3 ③		S SL 82 C FF 93 S FS 83 0-3 K ①		B SI 92 X SI 91 1-0 G5-3 ①			4	1	1	3	0	2	3
3 Marlon Byrd, R (1, 9) OBP: 0.325, SLG: 0.468	B SI 90 C SI 92 S CU 72 B SI 90 F SI 91 F CU 73 C SI 91 2-3 K ②			S SL 80 C SL 80 B SI 89 S SI 89 1-3 K ①	B SL 84 F SI 94 F SL 82 X FS 82 1-2 9 FC4-6 1-2 2-H 3-H 1B		C FC 87 B SI 92 X SI 91 1-1 9 G4-3 2B			4	0	2	2	0	2	0
9 Domonic Brown, L (1, 7) OBP: 0.301, SLG: 0.311	F SI 90 X CU 73 0-1 F8 ③			C CU 71 B CH 81 S CH 80 B SI 89 X CH 82 2-2 51 2B 2B	C SI 93 X FS 84 0-1 FC4-6 ② 1-2f 2-3		F KC 79 X FC 82 0-1 G4-3 ② 2-3			4	1	1	0	0	0	3
51 Carlos Ruiz, R (1, 2) OBP: 0.412, SLG: 0.469		B SI 89 C SL 81 B CH 82 B SI 91 C SI 90 X SI 89 3-2 G4-3 ①		D CU 71 X SI 89 1-0 2-H 2B	B SL 82 C SL 83 F SI 91 B SI 92 X SL 82 2-2 F9 ③		C SI 90 B KC 81 X KC 80 1-1 G5-3 ③			4	0	1	1	0	0	3
25 Cody Asche, L (1, 5) OBP: 0.293, SLG: 0.368		C SI 90 B CU 73 B SI 90 S CH 82 B SI 91 X SI 91 3-2 HR		B SI 89 C CU 71 B SI 90 S CH 81 B CH 82 S CH 82 3-3 K ②		F SI 92 B SI 93 X FS 81 1-1 G1-3 ①		C KC 82 C SI 86 B SI 91 B FC 85 F SI 91 F FC 85 F SI 91 X KC 80 2-2 F8 ①		4	1	1	1	0	1	1
34 A.J. Burnett, R (1, 1) OBP: 0.267, SLG: 0.267 43 Mario Hollands, L (7, 1) 37 Mike Adams, R (8, 1) 2 Ben Revere, L (8, PH) OBP: 0.298, SLG: 0.304 59 Antonio Bastardo, R (9, 1)		B SI 88 F SI 88 S SL 82 C SI 90 1-3 K ②		S SL 79 C SL 81 B SI 89 X SI 88 1-2 G6-3 ③		B FF 91 X FF 90 1-0 F9 ②		C SI 90 B KC 80 X KC 80 1-1 G3-1 ②		3 0 0 1 0	0 0 0 0 0	0 0 0 0 0	0 0 0 0 0	1 0 0 0 0	0 0 0 0 0	1 0 0 0 0
Inning Stats	R: 3 H: 2 E: 0 LOB: 0 K: 1 BB: 1 S: 16 P: 25	R: 1 H: 1 E: 0 LOB: 0 K: 1 BB: 0 S: 13 P: 22	R: 0 H: 0 E: 0 LOB: 0 K: 1 BB: 0 S: 7 P: 11	R: 1 H: 2 E: 0 LOB: 1 K: 2 BB: 0 S: 13 P: 21	R: 2 H: 3 E: 0 LOB: 2 K: 1 BB: 1 S: 14 P: 24	R: 0 H: 2 E: 0 LOB: 2 K: 0 BB: 0 S: 6 P: 11	R: 0 H: 1 E: 0 LOB: 1 K: 0 BB: 0 S: 7 P: 10	R: 0 H: 1 E: 0 LOB: 2 K: 0 BB: 1 S: 18 P: 29		1B: 7 SF: 0 2B: 3 SAC: 0 3B: 0 DP: 0 HR: 2 HBP: 0				WP: 0 PA: 39 PB: 0 SB: 1 CS: 0		

PITCHER		IP	WLS	BF	H	R	ER	SO	BB	IBB	HBP	BLK	WP	HR	S	P	ERA	WHIP
57 Tanner Roark, R ERA: 4.17	(1, 1)	4.0	L	20	7	7	7	5	1	0	0	0	0	2	52	85	15.75	2.000
52 Ryan Mattheus, R ERA:	(5, 1)	2.0		10	3	0	0	1	1	0	0	0	0	0	17	29	0.00	2.000
35 Craig Stammen, R ERA: 3.63	(7, 1)	2.0		9	2	0	0	0	1	0	0	0	0	0	25	39	0.00	1.500

PITCHER	IP	WLS	BF	H	R	ER	SO	BB	IBB	HBP	BLK	WP	HR	S	P	ERA	WHIP

BOTTOM

Washington Nationals @ Philadelphia Phillies
Citizens Bank Park, Philadelphia, PA
Sat May 03 2014, 7:08 PM - 10:28 PM EDT
Att. 33,441 - Partly Cloudy - 70 F

livebaseballscorecards.com

AB	36
R	7
H	12
RBI	7
BB	3
SO	6
LOB	15

Batter	1	2	3	4	5	6	7	8	9	AB	R	H	RBI	BB	SO	LOB
2 Denard Span, L (1, 8) OBP: 0.287, SLG: 0.313	C FF 89 B FF 91 F SI 90 B CH 82 X SI 92 2-2 F8		B SL 83 C SI 90 X CH 82 1-1 25 F8 28 E 1B		C SI 89 B FF 91 X SI 90 1-1 G6-3			B SI 90 C SL 83 X SL 83 1-1 28 G3 19 SH1-4 1B		4	0	2	0	0	0	0
19 Kevin Frandsen, R (1, 5) OBP: 0.362, SLG: 0.317	B SI 90 B SI 90 B FF 89 B FF 88 4-0 28 1B BB		B SI 88 C SI 88 L SL 81 X SI 89 1-2 P4		B SL 83 S SL 83 F CH 82 X SL 84 1-2 G6-3			B SI 87 B SI 88 X SL 79 2-0 SH1-4 1-2		2	0	0	0	1	0	1
28 Jayson Werth, R (1, 9) OBP: 0.376, SLG: 0.440	C SL 81 X SL 83 0-1 1-3 1B		B SI 89 X FF 89 1-0 FC5 1-2		B SI 92 X SI 91 1-0 G6-3			C CU 80 B CU 80 B SL 88 X SI 91 2-1 G3 2-3		4	0	1	0	0	0	2
25 Adam LaRoche, L (1, 3) OBP: 0.425, SLG: 0.525 21 Steven Souza Jr., R (8, PR) OBP: 0.222, SLG: 0.125 12 Tyler Moore, R (8, 3) OBP: 0.267, SLG: 0.464	D SL 82 B FF 91 B CH 82 B CH 83 4-0 6 FC5-4 BB		X SI 92 0-0 F8 2-3			X SI 91 0-0 L6		B CH 86 B FF 92 D SL 82 C FF 93 D SL 84 4-1 BB		2 0 0	0 0 0	0 0 0	0 0 0	2 0 0	0 0 0	2 0 0
6 Anthony Rendon, R (1, 4) OBP: 0.326, SLG: 0.496	B SI 91 B SI 91 C FF 89 F SI 91 X CH 82 2-2 FC5-4 1-2f		C SI 91 T SI 88 B SI 88 F SI 90 F SL 81 F SI 90 D CH 83 S CH 81 2-3 K			B SI 90 C SI 91 X SI 90 1-1 F8		S FF 92 C FF 92 D CH 86 B FF 94 C FF 92 2-3 K		4	0	0	0	0	2	6
20 Ian Desmond, R (1, 6) OBP: 0.273, SLG: 0.371		X SI 90 0-0 41 G4-3 15 G1-3 1B	C SI 90 S CH 82 B CH 82 B SI 91 X SI 90 2-2 F8			F CH 83 S SI 91 B SL 84 B SI 92 X CH 83 2-2 P5			X FF 91 0-0 F9	4	0	1	0	0	0	0
15 Nate McLouth, L (1, 7) OBP: 0.273, SLG: 0.182 8 Danny Espinosa, S (9, PH) OBP: 0.320, SLG: 0.449		B SI 87 X SI 89 1-0 G1-3 1-2	C SL 83 B FF 91 B SI 92 F CH 83 B CH 83 F SI 91 X SI 90 3-2 G4-3				X CH 83 0-0 G4-3		B FF 91 S FF 91 B FS 85 B FS 88 F FF 92 X FF 92 3-2 P3	3 1	0 0	0 0	0 0	0 0	0 0	1 0
41 Sandy León, S (1, 2) OBP: 0.267, SLG: 0.275		B SI 91 B CH 82 C SI 90 B SI 90 X SI 91 3-1 G4-3 2-3	B SI 92 B SI 91 B SI 91 B SI 89 4-0 BB				B SI 91 C SL 83 S CH 80 B CH 84 B SL 80 X SI 91 3-2 L9		B FF 92 B FF 91 B FF 92 C FF 91 X FF 92 3-1 1B	3	0	1	0	1	0	1
47 Gio González, R (1, 1) OBP: 0.154, SLG: 0.385 13 Jerry Blevins, L (8, 1) 4 Zach Walters, S (9, PH) OBP: 0.294, SLG: 0.800		B SL 83 S SI 90 S SI 91 S SI 90 1-3 K	C SI 89 S SI 90 F SI 89 S CH 81 0-3 K			C SI 90 C CH 82 X SI 91 0-2 G1-3		S FF 92 F FF 91 B FF 93 F FS 87 S FF 93 1-3 K	3 0 1	0 0 0	0 0 0	0 0 0	0 0 0	2 0 1	2 0 1

Inning Stats										
	R: 0 E: 0 K: 0 S: 8	H: 1 LOB: 2 BB: 2 P: 20	R: 0 E: 0 K: 1 S: 7	H: 1 LOB: 1 BB: 0 P: 12	R: 0 E: 1 K: 1 S: 13	H: 1 LOB: 2 BB: 0 P: 18	R: 0 E: 0 K: 1 S: 11	H: 0 LOB: 1 BB: 1 P: 20	R: 0 E: 0 K: 0 S: 6	H: 0 LOB: 0 BB: 0 P: 9
	R: 0 E: 0 K: 0 S: 6	H: 0 LOB: 0 BB: 0 P: 9	R: 0 E: 0 K: 0 S: 7	H: 0 LOB: 0 BB: 0 P: 10	R: 0 E: 0 K: 1 S: 9	H: 1 LOB: 2 BB: 1 P: 20	R: 0 E: 0 K: 1 S: 10	H: 1 LOB: 1 BB: 0 P: 17	1B: 5 2B: 0 3B: 0 HR: 0	SF: 0 SAC: 1 DP: 0 HBP: 0	WP: 0 PB: 0 SB: 0 CS: 0	PA: 36

PITCHER		IP	WLS	BF	H	R	ER	SO	BB	IBB	HBP	BLK	WP	HR	S	P	ERA	WHIP
27 Roberto Hernandez, R ERA: 4.5	(1, 1)	7.1	W	29	4	0	0	3	3	0	0	0	0	0	61	104	0.00	0.955
37 Mike Adams, R ERA: 6.35	(8, 1)	0.1	H	1	0	0	0	0	0	0	0	0	0	0	2	4	0.00	0.000
59 Antonio Bastardo, L ERA: 3.38	(8, 1)	0.1	H	2	0	0	0	1	1	0	0	0	0	0	4	10	0.00	3.000
58 Jonathan Papelbon, R ERA: 2.19	(9, 1)	1.0	S	4	1	0	0	1	0	0	0	0	0	0	10	17	0.00	1.000

PITCHER	IP	WLS	BF	H	R	ER	SO	BB	IBB	HBP	BLK	WP	HR	S	P	ERA	WHIP

TOP

Washington Nationals @ Philadelphia Phillies

Citizens Bank Park, Philadelphia, PA

Sun May 04 2014, 3:09 PM - 5:53 PM EDT

Att. 37,490 - Cloudy - 58 F

livebaseballscorecards.com

AB	31
R	0
H	5
RBI	0
BB	4
SO	5
LOB	16

Batter	1	2	3	4	5	6	7	8	9	AB	R	H	RBI	BB	SO	LOB
2 Ben Revere, L (1, 8) OBP: 0.296, SLG: 0.321	C FF 88 C CH 86 X CU 77 0-2 ① G4-3		F FF 93 B CU 75 X SI 88 1-1 3B		B CU 76 F FF 92 S FF 93 X FF 93 1-2 ③ G5-3			C SL 84 S SI 90 F CU 74 X SI 91 0-2 ② G1-3 2-3		4	0	1	0	0	0	2
11 Jimmy Rollins, S (1, 6) OBP: 0.347, SLG: 0.425	B SI 91 B FF 92 F SI 91 S CH 83 B CU 79 X SI 93 3-2 26 1B 3B		B CH 82 D CH 84 F SI 93 S CU 77 F FF 93 S FF 94 2-3 ② K			C CH 81 F FF 93 B FF 93 X FF 93 1-2 ① L7		I IN 67 I IN 58 I IN 59 I IN 59 4-0 IBB		3	1	1	0	1	1	1
26 Chase Utley, L (1, 4) OBP: 0.405, SLG: 0.538	C FF 93 X CU 77 0-1 3 P4-3 3-H 1B		C CU 76 S FF 94 F FF 94 X FF 94 0-2 ③ P6			B FF 95 C CH 83 X FF 93 1-1 ② F8		C SL 84 F CU 73 F FF 91 B CU 76 S CU 75 1-3 ③ K		4	0	1	1	0	1	3
3 Marlon Byrd, R (1, 9) OBP: 0.316, SLG: 0.455	B SI 91 F CH 79 X FF 92 1-1 ②③ P4-3 1-1f			B SI 91 X FF 91 1-0 ① G5-3		S CH 84 F CH 81 S FF 94 0-3 ③ K				3	0	0	0	0	1	1
6 Ryan Howard, L (1, 3)		S FF 93 S CU 79 B CU 79 B CU 80 X FF 92 2-2 ① G3		B CU 77 C CU 77 F FF 92 B CU 79 S CU 77 2-3 ② K			C CU 76 C CU 78 B FF 91 F CU 79 B FF 91 S CU 77 2-3 ① K			3	0	0	0	0	2	0
51 Carlos Ruiz, R (1, 2) OBP: 0.400, SLG: 0.452		F FF 92 B FF 92 C FF 92 B CU 78 F CU 78 B CU 79 S CH 83 3-3 ② K		C SI 93 B CU 76 X CH 83 1-1 ③ G6-3			X CH 82 0-0 ② F9			3	0	0	0	0	1	0
15 John Mayberry Jr., R (1, 7) 58 Jonathan Papelbon, R (9, 1)		B SI 94 S CH 83 B FF 93 B FF 93 B FF 94 4-1 BB			B FF 92 F FF 91 B SI 94 X FF 93 2-1 ① G5-3		C FF 93 B CU 78 F CH 84 S FF 94 1-3 ③ K			2	0	0	0	1	1	0
7 Jayson Nix, R (1, 5) OBP: 0.229, SLG: 0.273		C SI 92 C CU 76 B FF 93 S CU 78 1-3 ③ K			F CH 81 S FF 92 B CU 79 B CU 78 B CH 85 B SI 94 4-2 27 SH5-4 BB			B FF 92 X CH 82 1-0 2 G1-3 19 SH5-4 1B		2	0	1	0	1	1	1
27 Roberto Hernandez, R (1, 1) 37 Mike Adams, R (8, 1) 59 Antonio Bastardo, R (8, 1) 19 Tony Gwynn Jr., L (8, PH) OBP: 0.372, SLG: 0.324 (9, 7)			B FF 88 B FF 89 C FF 91 X FF 93 2-1 ① G4-3		B T FF 90 X FF 90 1-1 ② SH5-4 1-2			X FF 88 0-0 ① SH5-4 1-2		1 0 0 0	0 0 0 0	0 0 0 0	0 0 0 0	0 0 0 0	0 0 0 0	0 0 0 0
Inning Stats	R: 1 E: 0 K: 0 S: 10 H: 2 LOB: 0 BB: 0 P: 14	R: 0 E: 0 K: 2 S: 11 H: 0 LOB: 1 BB: 1 P: 21	R: 0 E: 0 K: 1 S: 12 H: 1 LOB: 1 BB: 0 P: 17	R: 0 E: 0 K: 1 S: 6 H: 0 LOB: 0 BB: 0 P: 10	R: 0 E: 0 K: 0 S: 9 H: 0 LOB: 1 BB: 1 P: 17	R: 0 E: 0 K: 1 S: 8 H: 0 LOB: 0 BB: 0 P: 10	R: 0 E: 0 K: 2 S: 8 H: 0 LOB: 0 BB: 0 P: 11	R: 0 E: 0 K: 1 S: 10 H: 1 LOB: 2 BB: 1 P: 16		1B: 2 2B: 1 3B: 2 HR: 0	SF: 0 SAC: 2 DP: 1 HBP: 0			WP: 0 PB: 0 SB: 0 CS: 0	PA: 30	

PITCHER		IP	WLS	BF	H	R	ER	SO	BB	IBB	HBP	BLK	WP	HR	S	P	ERA	WHIP
47 Gio González, L ERA: 2.91	(1, 1)	7.1	L	27	4	1	1	7	2	0	0	0	0	0	66	103	1.23	0.818
13 Jerry Blevins, L ERA: 3.21	(8, 1)	0.2		3	0	0	0	1	0	1	0	0	0	0	8	13	0.00	0.000

PITCHER	IP	WLS	BF	H	R	ER	SO	BB	IBB	HBP	BLK	WP	HR	S	P	ERA	WHIP

BOTTOM

Washington Nationals @ Philadelphia Phillies
Citizens Bank Park, Philadelphia, PA
Sun May 04 2014, 3:09 PM - 5:53 PM EDT
Att. 37,490 - Cloudy - 58 F

livebaseballscorecards.com

AB	25
R	1
H	4
RBI	1
BB	3
SO	8
LOB	8

Toronto Blue Jays @ Philadelphia Phillies

Citizens Bank Park, Philadelphia, PA

Mon May 05 2014, 7:10 PM - 10:08 PM EDT

Att. 25,275 - Cloudy - 68 F

livebaseballscorecards.com

Batter	1	2	3	4	5	6	7	8	9	AB	R	H	RBI	BB	SO	LOB
7 José Reyes, S (1, 6) OBP: 0.247, SLG: 0.353	B SI 88 B SI 88 X SI 89 2-0 HR	F SI 88 X FC 87 0-1 ② FC1-5-6-1 2-3			X FC 86 0-0 ① F8		C SI 88 B CH 79 B SI 89 F SI 90 B FC 88 F FC 87 B CH 81 4-2 19 HBP 53 1B BB		B SL 85 B SI 97 C SI 97 B SI 97 X SI 97 3-1 ③ P4	4	1	1	1	1	0	1
53 Melky Cabrera, S (1, 7) OBP: 0.368, SLG: 0.558	F SI 88 X FC 86 0-1 10 G5-3 47 1B 1B	B CH 80 X FC 87 1-0 ③ G3			C SI 89 B SL 78 C SI 90 B SL 78 C FC 88 2-3 ② K		S CH 80 C SI 89 1 SAFE X SI 90 0-2 19 HBP 1-2 1B			4	1	2	0	0	1	1
19 José Bautista, R (1, 9) OBP: 0.452, SLG: 0.580	S CH 80 B CH 80 B CH 80 C SI 89 X FC 86 2-2 ① P2		C SI 87 B FC 83 X SL 76 1-1 ① G6-3		B SI 89 B FC 86 C SI 90 X SI 90 2-1 ③ G6-3		B CH 82 C FC 86 2 SAFE H SI 90 2-1 10 G6-4-3 1-2 2-3 HBP			3	0	0	0	0	0	1
10 Edwin Encarnación, R (1, 3) OBP: 0.326, SLG: 0.374	B SL 76 C SI 87 B CH 80 C FC 85 B SI 90 X CH 82 3-2 ② G5-3 1-2		C FC 85 B SI 87 B SI 88 X SI 89 2-1 ② P4			B CH 79 C SI 88 F CH 80 B SI 89 F SI 91 F SL 78 X SI 91 2-2 ① G4-3	D CH 82 B FC 89 B FC 87 F SI 89 X SI 90 3-1 ②③ G6-4-3 1-2f			4	0	0	0	0	0	4
47 Juan Francisco, L (1, 5) OBP: 0.390, SLG: 0.520	C SL 77 B CH 81 C SI 90 B SI 90 X CH 81 2-2 2-H 1B		X CH 78 0-0 ③ G4-3			B SI 91 B SL 76 B CH 79 B SI 89 4-0 28 2B BB		C SI 96 B SL 86 S SL 86 B SI 98 F SI 98 F SL 87 B SL 86 X SI 98 3-2 ① P1		3	0	1	1	1	0	0
13 Brett Lawrie, R (1, 4) OBP: 0.276, SLG: 0.407 39 Chris Getz, L (4, 4) OBP: 0.375, SLG: 0.357	F SI 87 C SI 89 S CH 80 0-3 ③ K			C CH 82 B SI 86 C SI 88 F SI 89 F CH 80 X SI 90 1-2 ① G6-3		C SI 90 X SI 89 0-1 ② P5		C SI 98 B SI 98 F SI 97 S SL 86 1-3 ② K2-3		2 2	0 0	0 0	0 0	0 0	1 1	1 1
28 Colby Rasmus, L (1, 8) OBP: 0.281, SLG: 0.496		B SI 86 B CH 78 B SI 86 B SI 85 4-0 22 2B BB		B SL 77 X SI 89 1-0 2B		C FC 87 X SL 78 0-1 1-3 2B		C SL 87 S SL 86 B SL 86 B SL 85 C SI 98 2-3 ③ K		3	1	2	0	1	1	0
22 Josh Thole, L (1, 2) OBP: 0.432, SLG: 0.457		C SI 89 B SL 77 B SI 88 1 SAFE X SI 86 2-1 7 FC1-5-6-1 1-H 2B		B FC 85 X FC 87 1-0 ② F7		B CH 79 C SI 90 B FC 88 X CH 82 2-1 ③ L8			C SI 95 S SI 97 F SI 97 S SL 85 0-3 ① K	4	0	1	1	0	1	3
48 J.A. Happ, L (1, 1) 32 Esmil Rogers, R (6, 1) 62 Aaron Loup, L (7, 1) 50 Steve Delabar, R (8, 1) 30 Dioner Navarro, S (9, PH) OBP: 0.340, SLG: 0.379 27 Brett Cecil, R (9, 1)		L SI 86 L CH 78 L CH 79 0-3 ① K		C FC 87 B SI 90 F SI 89 B SL 77 B SI 90 S SI 89 3-3 ③ K			T SI 86 B FC 84 F SI 88 X CH 78 1-2 ① F7		B SI 98 B SI 97 X SI 97 2-0 ② G4-3	2 1 0 0 1 0	0 0 0 0 0 0	0 0 0 0 0 0	0 0 0 0 0 0	0 0 0 0 0 0	2 0 0 0 0 0	2 0 0 0 0 0
Inning Stats	R: 2 E: 0 K: 1 S: 15 H: 3 LOB: 1 BB: 0 P: 24	R: 1 E: 0 K: 1 S: 8 H: 1 LOB: 1 BB: 1 P: 15	R: 0 E: 0 K: 0 S: 5 H: 0 LOB: 0 BB: 0 P: 8	R: 0 E: 0 K: 1 S: 10 H: 1 LOB: 1 BB: 0 P: 16	R: 0 E: 0 K: 1 S: 6 H: 0 LOB: 0 BB: 0 P: 10	R: 0 E: 0 K: 0 S: 11 H: 1 LOB: 2 BB: 1 P: 19	R: 0 E: 0 K: 0 S: 12 H: 1 LOB: 2 BB: 1 P: 22	R: 0 E: 0 K: 2 S: 11 H: 0 LOB: 0 BB: 0 P: 17	R: 0 E: 0 K: 1 S: 7 H: 0 LOB: 0 BB: 0 P: 12	1B: 3 2B: 3 3B: 0 HR: 1 SF: 0 SAC: 0 DP: 1 HBP: 1						

PITCHER	IP	WLS	BF	H	R	ER	SO	BB	IBB	HBP	BLK	WP	HR	S	P	ERA	WHIP
38 Kyle Kendrick, R (1, 1) ERA: 3.58	7.0	L	31	7	3	3	4	3	0	1	0	0	1	67	114	3.86	1.429
63 Jake Diekman, L (8, 1) ERA: 5.87	2.0		6	0	0	0	3	0	0	0	0	0	0	18	29	0.00	0.000

PITCHER	IP	WLS	BF	H	R	ER	SO	BB	IBB	HBP	BLK	WP	HR	S	P	ERA	WHIP

AB	33
R	3
H	7
RBI	3
BB	3
SO	7
LOB	14

WP: 0 PB: 0 SB: 0 CS: 0 PA: 37

Batter	1	2	3	4	5	6	7	8	9	AB	R	H	RBI	BB	SO	LOB
2 Ben Revere, L (1, 8) OBP: 0.304, SLG: 0.327	C FF 90 X SL 82 0-1 26 CS 1B		C FF 90 X FF 92 0-1 ① G6-3		B FF 90 C FF 89 X FF 91 1-1 ① G4-3		C SI 93 X SI 92 0-1 1-2 1B		F FF 91 D CH 86 X FF 91 1-1 ② F8	4	0	2	0	0	0	0
63 Jake Diekman, R (8, 1)										0	0	0	0	0	0	0
11 Jimmy Rollins, S (9, PH) OBP: 0.345, SLG: 0.421										1	0	0	0	0	0	1
13 Freddy Galvis, S (1, 6) OBP: 0.103, SLG: 0.056	B FF 91 B FF 92 X FF 91 2-0 ① P4		C FF 92 C CU 76 F FF 91 X CU 78 0-2 26 FC4-6 1B		C SI 92 F FF 92 X SI 92 0-2 ② G4-3		B SI 92 B SI 92 F SI 92 S CH 81 2-3 ② K		B FF 91 C SI 92 S CU 85 F CU 84 S CU 86 1-3 ③ K2-3	5	0	1	0	0	2	4
26 Chase Utley, L (1, 4) OBP: 0.392, SLG: 0.519	C FF 92 B SL 85 1 SAFE C FF 92 F CU 77 B CH 86 X FF 92 2-2 ②③ F7 1-2		C SL 82 F FF 92 X SL 82 0-2 ② FC4-6 3 BB 1-2f		F FF 91 S CU 76 B CU 80 X FF 89 1-2 ③ G4-3		C SL 76 S SL 76 C SI 94 0-3 ③ K			4	0	0	0	0	1	4
3 Marlon Byrd, R (1, 9) OBP: 0.331, SLG: 0.478		B FF 91 X FF 91 1-0 15 F9 51 BB 1B	B CH 84 D FF 92 F FF 92 F SI 92 B CH 84 F SI 92 B FF 92 4-2 1-2 BB			B FF 94 C FF 95 B SL 85 C FF 95 B FF 96 X FF 95 3-2 6 F9-2 3B		B FF 93 C FF 93 X SL 84 1-1 ① G6-3		3	0	2	0	1	0	0
6 Ryan Howard, L (1, 3) OBP: 0.310, SLG: 0.451		C FF 92 B SL 84 B SL 84 F FF 93 C FF 92 2-3 ① K	S SL 84 B SL 81 B FF 92 B SL 81 S FF 92 C FF 93 3-3 ③ K			B FF 96 X FF 95 1-0 ①② F9-2 3-H		B FF 93 B FF 92 B FF 93 C FF 92 S FF 93 X FF 93 3-2 ② F9		4	0	0	0	0	2	4
51 Carlos Ruiz, R (1, 2) OBP: 0.413, SLG: 0.460		F SI 92 F FF 92 B FF 91 D CH 83 B SI 93 B SI 92 4-2 7 BB 1-2 BB		B SI 90 F SI 90 X FF 91 1-1 ① L7		C FF 96 B SL 85 X FF 94 1-1 1B		B FF 92 C FF 94 C SL 85 B SL 84 F FF 94 X FF 93 2-2 1B		3	0	2	0	1	0	0
15 John Mayberry Jr., R (1, 7) OBP: 0.300, SLG: 0.320	X FF 93 0-0 ② F9 2-3			B FF 92 F SI 91 B SL 81 B FF 91 F SI 90 B SI 90 4-2 BB		B FF 95 X FF 95 1-0 ③ F7		B FF 93 S FF 93 F FF 93 S CH 85 1-3 ③ K		1	0	0	0	1	0	2
9 Domonic Brown, L (6, PH) OBP: 0.296, SLG: 0.305 (7, 7)										2	0	0	0	0	1	2
7 Jayson Nix, R (1, 5) OBP: 0.243, SLG: 0.265	B FF 92 B CH 85 B CH 85 B SI 93 4-0 1-2 BB			B FF 91 B FF 91 X FF 91 2-0 ② P4			B FF 94 B FF 94 F FF 94 C FF 95 F FF 95 F FF 95 B FF 95 B FF 94 4-2 2 1B BB		B SI 91 C SI 92 X CU 84 1-1 ① G3	1	0	0	0	1	0	1
19 Tony Gwynn Jr., L (7, PH) OBP: 0.378, SLG: 0.316 (8, 8)										1	0	0	0	1	0	0
38 Kyle Kendrick, R (1, 1) OBP: 0.091, SLG: 0.091		C FF 93 C SI 92 F FF 92 B CH 86 X CH 85 1-2 ③ G4-3	F FF 91 X CH 84 0-1 ③ G1-4-3				C SI 91 S SL 75 B SL 77 C SI 92 1-3 ① K		B FF 90 X SI 91 1-0 E3	2	0	0	0	0	0	4
25 Cody Asche, L (7, PH) OBP: 0.286, SLG: 0.357 (8, 5)										2	0	0	0	0	1	1
Inning Stats	R: 0 E: 0 K: 0 S: 7 H: 1 LOB: 0 BB: 0 P: 11	R: 0 E: 0 K: 1 S: 11 H: 1 LOB: 3 BB: 2 P: 23	R: 0 E: 0 K: 1 S: 15 H: 1 LOB: 2 BB: 1 P: 22	R: 0 E: 0 K: 0 S: 7 H: 0 LOB: 1 BB: 1 P: 14	R: 0 E: 0 K: 0 S: 8 H: 0 LOB: 0 BB: 0 P: 10	R: 0 E: 0 K: 0 S: 7 H: 2 LOB: 1 BB: 0 P: 13	R: 0 E: 0 K: 3 S: 15 H: 1 LOB: 2 BB: 1 P: 22	R: 0 E: 0 K: 1 S: 12 H: 1 LOB: 1 BB: 0 P: 19	R: 0 E: 1 K: 1 S: 9 H: 0 LOB: 1 BB: 0 P: 13	1B: 6 2B: 1 3B: 1 HR: 0 SF: 0 SAC: 0 DP: 1 HBP: 0						

PITCHER		IP	WLS	BF	H	R	ER	SO	BB	IBB	HBP	BLK	WP	HR	S	P	ERA	WHIP
48 J.A. Happ, L ERA: 1.93	(1, 1)	5.0	W	21	3	0	0	2	4	0	0	0	0	0	48	80	0.00	1.400
32 Esmil Rogers, R ERA: 5.87	(6, 1)	1.0	H	5	2	0	0	0	1	0	0	0	0	0	11	21	0.00	3.000
62 Aaron Loup, L ERA: 4.7	(7, 1)	1.0	H	4	1	0	0	3	0	0	0	0	0	0	11	14	0.00	1.000
50 Steve Delabar, R ERA: 3.55	(8, 1)	1.0	H	4	1	0	0	1	0	0	0	0	0	0	12	19	0.00	1.000
27 Brett Cecil, L ERA: 3.68	(9, 1)	1.0	S	4	0	0	0	1	0	0	0	0	0	0	9	13	0.00	0.000

PITCHER	IP	WLS	BF	H	R	ER	SO	BB	IBB	HBP	BLK	WP	HR	S	P	ERA	WHIP

BOTTOM

Toronto Blue Jays @ Philadelphia Phillies

Citizens Bank Park, Philadelphia, PA

Mon May 05 2014, 7:10 PM - 10:08 PM EDT

Att. 25,275 - Cloudy - 68 F

livebaseballscorecards.com

AB	33
R	0
H	7
RBI	0
BB	5
SO	7
LOB	23

WP: 0	PA: 38
PB: 0	
SB: 0	
CS: 1	

Batter	1	2	3	4	5	6	7	8	9	10	AB	R	H	RBI	BB	SO	LOB
7 José Reyes, S (1, 6) OBP: 0.244, SLG: 0.333	C FF 92 B FF 93 B FF 92 X FF 92 2-1 F8 ①		C FF 90 X FC 87 0-1 G5-4-3 ①② 1-2f		S CH 83 B CH 84 B FF 91 X FF 91 2-1 P4 ①		B CU 82 B SI 92 B SI 93 B FF 92 4-0 53 G3-6-1 BB		F FF 93 F SI 92 S FF 93 0-3 K ③		4	0	0	0	1	1	2
53 Melky Cabrera, S (1, 7) OBP: 0.369, SLG: 0.549	B FF 92 B FF 93 S CH 84 C FF 93 B FC 90 B FF 93 4-2 19 CS BB		B FF 91 B FF 92 C FF 91 C FF 93 S FC 89 2-3 K ③		B CH 84 F FF 90 F FC 87 F FC 88 X FF 91 1-2 P4 ②		L CH 85 X CU 84 0-1 G3-6-1 ①② 1-2f			S SL 82 X SL 83 0-1 19 1B 47 SF8 1B	4	1	1	0	1	1	2
19 José Bautista, R (1, 9) OBP: 0.464, SLG: 0.595	D CU 77 B FF 92 C FF 93 B FF 94 S CH 85 S CH 85 3-3 K ②③ 1-2			B CH 85 X FF 89 1-0 10 1B 47 FC4-6 2B	B FC 88 F FF 90 D CU 78 X FF 91 2-1 1B 1-2		B CH 87 B CU 85 C SI 92 B CH 86 S CU 85 F CU 84 B SI 93 4-2 BB			B FF 92 F FF 92 B FF 91 S FF 92 X FF 93 2-2 47 SF8 47 WP 1B 1-3	4	1	3	0	1	1	1
10 Edwin Encarnación, R (1, 3) OBP: 0.329, SLG: 0.398		C CU 76 B FF 91 B CH 83 X CH 83 2-1 HR		B FF 91 F FF 91 X FF 92 1-1 47 FC4-6 1B 2-3	B FF 91 C FC 86 X FF 90 1-1 L7 ③		X SI 93 0-0 F7 ③			B FF 92 D SL 84 C SL 82 X FF 93 2-1 P4 ①	5	1	2	1	0	0	5
47 Juan Francisco, L (1, 5) OBP: 0.375, SLG: 0.500		C FC 89 B FF 92 S FC 88 B FC 88 B FC 88 C CH 84 3-3 K ①		F FF 92 X FF 91 0-1 FC4-6 ① 28 HR 1-2f 3-H		X FC 86 0-0 18 2B 1B		C SL 84 F SI 96 C SI 97 0-3 K ①		D SL 85 F FF 91 C FF 93 B SL 86 X SL 84 2-2 SF8 ② 1-3 3-H	4	2	1	2	0	2	1
31 Erik Kratz, R (1, 2) OBP: 0.211, SLG: 0.368		F FF 91 S FF 92 X CU 77 0-2 1B		B CH 85 B FF 91 S CH 84 F FF 93 B CH 85 X CH 84 3-2 P6 ②		S CH 84 S CH 84 X FC 88 0-2 L8 ①		S SL 85 X SI 97 0-1 L9 ②		B SL 84 C SL 82 C FF 92 B FF 92 B SL 84 X FF 93 3-2 G5-3 ③	5	0	1	0	0	0	3
28 Colby Rasmus, L (1, 8) OBP: 0.280, SLG: 0.513		C FF 91 B FF 91 C FC 88 X FC 89 1-2 P5 ②		C CH 83 X FF 91 0-1 1-H HR		F FC 87 B FF 90 S CH 84 F FC 86 F FC 87 S CH 84 1-3 K ②		B SI 96 C SI 97 B SI 97 X SL 86 2-1 G4-3 ③			4	1	1	2	0	1	2
18 Steve Tolleson, R (1, 4) OBP: 0.375, SLG: 0.714 39 Chris Getz, L (9, PH) OBP: 0.353, SLG: 0.333 (9, 4)		B FF 91 B FF 91 C FC 90 F CH 84 C SI 91 2-3 K ③		X FF 91 0-0 L5 ③		C CH 85 X FF 91 0-1 1-H 2B			B FF 92 B FF 92 C FF 92 S FF 93 X FF 93 2-2 F8 ①	3 1	0 0	1 0	1 0	0 0	1 0	1 0
36 Drew Hutchison, L (1, 1) OBP: 0.667, SLG: 0.667 30 Dioner Navarro, S (9, PH) OBP: 0.337, SLG: 0.375 54 Marcus Stroman, R (9, 1) 62 Aaron Loup, L (10, 1)			C FF 89 X FF 90 0-1 7 G5-4-3 1B		B FF 90 C FF 89 B FC 88 X FF 89 2-1 19 1B 1B		S FC 84 F FF 91 S CH 84 0-3 K ③			B FS 86 C FS 87 S FF 92 T FF 93 1-2 K ②	3 1 0 0	0 0 0 0	2 0 0 0	0 0 0 0	0 0 0 0	1 1 0 0	1 0 0 0

Inning Stats																						
	R: 0 E: 0 K: 1 S: 7	H: 0 LOB: 1 BB: 1 P: 16	R: 1 E: 0 K: 2 S: 14	H: 2 LOB: 1 BB: 0 P: 22	R: 0 E: 0 K: 1 S: 7	H: 1 LOB: 0 BB: 0 P: 9	R: 3 E: 0 K: 0 S: 11	H: 3 LOB: 0 BB: 0 P: 16	R: 0 E: 0 K: 0 S: 12	H: 2 LOB: 2 BB: 0 P: 20	R: 1 E: 0 K: 2 S: 14	H: 2 LOB: 1 BB: 0 P: 15	R: 0 E: 0 K: 0 S: 6	H: 0 LOB: 1 BB: 2 P: 14	R: 0 E: 0 K: 1 S: 7	H: 0 LOB: 0 BB: 0 P: 9	R: 0 E: 0 K: 2 S: 9	H: 0 LOB: 0 BB: 0 P: 12	R: 1 E: 0 K: 0 S: 13	H: 2 LOB: 1 BB: 0 P: 22	1B: 8 2B: 3 3B: 0 HR: 2	SF: 1 SAC: 0 DP: 3 HBP: 0

PITCHER		IP	WLS	BF	H	R	ER	SO	BB	IBB	HBP	BLK	WP	HR	S	P	ERA	WHIP
35 Cole Hamels, L ERA: 7.02	(1, 1)	6.0		27	10	5	5	6	1	0	0	0	0	2	65	98	7.50	1.833
52 Jeff Manship, R ERA: 5.19	(7, 1)	1.0		4	0	0	0	0	2	0	0	0	0	0	6	14	0.00	2.000
63 Jake Diekman, L ERA: 5.51	(8, 1)	1.0		3	0	0	0	1	0	0	0	0	0	0	7	9	0.00	0.000
58 Jonathan Papelbon, R ERA: 2.03	(9, 1)	1.0		3	0	0	0	2	0	0	0	0	0	0	9	12	0.00	0.000
59 Antonio Bastardo, L ERA: 3.77	(10, 1)	1.0	L	5	2	1	1	0	0	0	0	0	1	0	13	22	9.00	2.000

PITCHER	IP	WLS	BF	H	R	ER	SO	BB	IBB	HBP	BLK	WP	HR	S	P	ERA	WHIP

TOP

Toronto Blue Jays @ Philadelphia Phillies

Citizens Bank Park, Philadelphia, PA

Tue May 06 2014, 7:09 PM - 10:15 PM EDT
Att. 26,057 - Partly Cloudy - 72 F

livebaseballscorecards.com

AB	38
R	6
H	12
RBI	6
BB	3
SO	9
LOB	18

1B: 8	SF: 1	WP: 1	PA: 42
2B: 3	SAC: 0	PB: 0	
3B: 0	DP: 3	SB: 0	
HR: 2	HBP: 0	CS: 1	

Batter	1	2	3	4	5	6	7	8	9	10	AB	R	H	RBI	BB	SO	LOB
2 Ben Revere, L (1, 8) OBP: 0.291, SLG: 0.313	B FF 92 C FF 92 B FF 93 S SI 92 C FF 94 2-3 ① K		B FF 93 X FF 92 1-0 ② F9		C FF 93 X FF 93 0-1 ③ F8		C FF 91 X FF 91 0-1 ① G4-3		C FF 94 F FF 95 X FF 96 0-2 ③ G4-3		5	0	0	0	0	1	3
51 Carlos Ruiz, R (1, 2) OBP: 0.413, SLG: 0.467	C FF 93 X FF 93 0-1 1B		B SL 85 C SL 84 S CH 86 S FF 93 1-3 ③ K			S CH 84 B SL 86 X FF 94 1-1 26 1B 6 1B 2B	C SL 86 C FF 93 B SL 88 S CH 86 1-3 ② K			C FC 90 C SL 86 B SL 85 X FF 94 1-2 ① G6-3	5	1	2	0	0	2	1
26 Chase Utley, L (1, 4) OBP: 0.384, SLG: 0.504	B FF 91 X FF 92 1-0 ② F7			B FF 93 X FF 91 1-0 ① G4-3		B FF 91 B SL 83 X FF 92 2-0 15 BB 6 1B 25 HR 2-3 1B	C SL 84 B CH 86 S SL 86 B CH 88 F FF 95 C SL 86 2-3 ③ K			C SI 90 X SL 76 0-1 ② G4-3	5	1	1	0	0	1	1
6 Ryan Howard, L (1, 3) OBP: 0.305, SLG: 0.441	B FF 92 X FF 92 1-0 ③ F7			S FF 92 X SI 92 0-1 ② G1-3		B FF 92 S CH 86 D FF 92 X CH 85 2-1 15 BB 25 HR 1-2 3-H 1B		B CH 86 S SI 92 F FF 94 X FF 94 1-2 ① F7		C SI 91 B SL 76 F SI 91 F SI 91 B SI 90 B SL 78 X SI 93 3-2 ③ G5-3	5	1	1	1	0	0	1
3 Marlon Byrd, R (1, 9) OBP: 0.336, SLG: 0.496		X FF 92 0-0 13 FC1-5-6-3-4 2B		C FF 93 B FF 94 B CH 86 B FF 94 F FF 94 F FF 95 F CH 88 F FF 94 X FF 95 3-2 2B		X SL 84 0-0 ① F3		F FF 95 S SL 88 B FF 95 B SL 88 S FF 94 2-3 ② K			4	0	2	0	0	1	2
9 Domonic Brown, L (1, 7) OBP: 0.286, SLG: 0.294		C FF 92 B FF 92 F CH 86 X FF 93 1-2 ① F8		X CH 87 0-0 ③ P5		C CH 85 C SL 85 F CH 86 S FF 93 0-3 ② K		B SI 93 B FF 94 F CH 87 S FF 94 B FF 94 X CH 86 3-2 ③ L7			4	0	0	0	0	1	4
13 Freddy Galvis, S (1, 6) OBP: 0.098, SLG: 0.053 15 John Mayberry, Jr., R (6, PH) OBP: 0.323, SLG: 0.320 7 Jayson Nix, R (7, 6) OBP: 0.237, SLG: 0.257		B FF 92 X CH 86 1-0 ② ③ FC1-5-6-3-4 2-3			C FF 91 X CH 85 0-1 ① G4-3	C FF 92 B SL 86 F FF 92 F FF 93 B CH 84 D SL 87 F FF 94 B CH 84 4-2 25 HR 1-2 2-3 BB			C SV 80 F FC 92 F SL 87 B FF 96 C FF 96 1-3 ① K	2 0 1	0 1 0	0 0 0	0 0 0	0 1 0	0 0 1	1 0 0
25 Cody Asche, L (1, 5) OBP: 0.321, SLG: 0.446			B FF 92 S CH 86 B CH 88 B CH 88 F FF 94 F FF 94 X FF 96 3-2 35 FC1-6 1B		X FF 93 0-0 35 G4-3 2B	B CH 86 X CH 85 1-0 1-H 2-H 3-H HR			C FF 96 C FF 95 B FC 92 F SL 85 X FF 94 1-2 11 G3-1 11 WP 1B	4	1	4	4	0	0	0
35 Cole Hamels, L (1, 1) OBP: 0.200, SLG: 0.200 19 Tony Gwynn Jr., L (6, PH) OBP: 0.240, SLG: 0.308 52 Jeff Manship, R (7, 1) 63 Jake Diekman, R (8, 1) 58 Jonathan Papelbon, R (9, 1) 11 Jimmy Rollins, S (9, PH) OBP: 0.342, SLG: 0.417 59 Antonio Bastardo, R (10, 1)			1 SAFE T FF 91 B FF 92 X FF 90 1-1 ① FC1-6 1-2f		B FF 91 F CH 85 X FF 94 1-1 ② G4-3 2-3	X SL 84 0-0 ③ G4-3			1 SAFE F FF 95 B FF 95 X SV 80 1-1 ② G3-1 1-3	2 1 0 0 0 1 0	0 0 0 0 0 0 0	0 0 0 0 0 0 0	0 0 0 0 0 0 0	0 0 0 0 0 0 0	0 0 0 0 0 0 1	2 0 0 0 0 1 0
Inning Stats	R: 0 E: 0 K: 1 S: 7 H: 1 LOB: 1 BB: 0 P: 11	R: 0 E: 0 K: 0 S: 5 H: 1 LOB: 0 BB: 0 P: 7	R: 0 E: 0 K: 1 S: 10 H: 1 LOB: 1 BB: 0 P: 16	R: 0 E: 0 K: 0 S: 10 H: 1 LOB: 1 BB: 0 P: 14	R: 0 E: 0 K: 0 S: 7 H: 1 LOB: 1 BB: 0 P: 8	R: 5 E: 0 K: 1 S: 16 H: 4 LOB: 0 BB: 1 P: 26	R: 0 E: 0 K: 2 S: 9 H: 0 LOB: 0 BB: 0 P: 12	R: 0 E: 0 K: 1 S: 9 H: 0 LOB: 0 BB: 0 P: 15	R: 0 E: 0 K: 1 S: 13 H: 1 LOB: 1 BB: 0 P: 16	R: 0 E: 0 K: 0 S: 9 H: 0 LOB: 0 BB: 0 P: 13	1B: 5 2B: 5 3B: 0 HR: 1 SF: 0 SAC: 0 DP: 1 HBP: 0						

PITCHER		IP	WLS	BF	H	R	ER	SO	BB	IBB	HBP	BLK	WP	HR	S	P	ERA	WHIP
36 Drew Hutchison, R ERA: 4.17	(1, 1)	8.0		33	9	5	5	6	1	0	0	0	0	1	73	109	5.62	1.250
54 Marcus Stroman, R ERA: 4.5	(9, 1)	1.1	W	5	1	0	0	1	0	0	0	0	1	0	16	20	0.00	0.750
62 Aaron Loup, L ERA: 4.5	(10, 1)	0.2	S	2	0	0	0	0	0	0	0	0	0	0	6	9	0.00	0.000

PITCHER	IP	WLS	BF	H	R	ER	SO	BB	IBB	HBP	BLK	WP	HR	S	P	ERA	WHIP

BOTTOM

Toronto Blue Jays @ Philadelphia Phillies

Citizens Bank Park, Philadelphia, PA

Tue May 06 2014, 7:09 PM - 10:15 PM EDT
Att. 26,057 - Partly Cloudy - 72 F

livebaseballscorecards.com

AB	39
R	5
H	10
RBI	5
BB	1
SO	7
LOB	16

WP: 1 PA: 40
PB: 0
SB: 0
CS: 0

Batter	1	2	3	4	5	6	7	8	9	AB	R	H	RBI	BB	SO	LOB
2 Ben Revere, L (1, 8) OBP: 0.289, SLG: 0.311	C FC 80 B FC 78 F SI 81 F SI 82 F CU 69 B FC 82 X CH 77 2-2 ① F9		C SI 84 X FC 80 0-1 ① 1-2 1B			C SI 82 B CU 71 X SI 82 1-1 ① G1-3		C FF 94 C SL 85 X FF 94 0-2 ② G3-1		4	0	1	0	0	0	0
11 Jimmy Rollins, S (1, 10) OBP: 0.339, SLG: 0.405	B SI 81 B FF 81 F FF 82 X FC 78 2-1 ② F8		C CU 72 B SI 83 X SI 84 1-1 ② P3			B CH 77 B CH 77 C FF 84 B FC 80 B FF 84 4-1 BB		C FF 95 S SL 87 B SL 86 B SL 87 C FF 94 2-3 ③ K		3	0	0	0	1	1	2
26 Chase Utley, L (1, 4) OBP: 0.375, SLG: 0.491 13 Freddy Galvis, S (8, 4) OBP: 0.095, SLG: 0.051	B FF 82 X FF 83 1-0 ③ F9		C CH 79 S SI 85 D CU 74 S CU 73 1-3 ③ K			C CU 71 X SI 84 0-1 ② L9			B SI 91 C SI 91 B SI 91 X SI 90 2-1 ① P6	3 1	0 0	0 0	0 0	0 0	1 0	3 0
51 Carlos Ruiz, R (1, 2) OBP: 0.398, SLG: 0.448		C SI 81 S FF 82 C SI 82 0-3 ① K		C CU 69 X CH 76 0-1 ① F9		B FF 84 F FC 79 C FF 84 B CH 77 S FC 79 2-3 ③ K			C SI 92 F SL 85 B SI 91 X SL 83 1-2 ② G6-3	4	0	0	0	0	2	1
3 Marlon Byrd, R (1, 9) OBP: 0.344, SLG: 0.508 19 Tony Gwynn Jr., L (8, 9) OBP: 0.362, SLG: 0.300		X CH 77 0-0 ③ 9 G4-3 2B		B FC 79 F CU 74 S CU 70 B CU 72 B SI 84 S SI 84 3-3 ② K			B SI 82 F CH 77 C FC 80 X SI 84 1-2 9 FC4-6 1B		X SI 91 0-0 ③ L8	3 1	0 0	2 0	0 0	0 0	1 0	0 0
9 Domonic Brown, L (1, 7) OBP: 0.279, SLG: 0.286		B FC 79 F SI 84 F SI 84 X CU 72 1-2 ② G4-3 2-3		B CU 71 X CU 69 1-0 ③ F9			C SI 83 B SI 84 B SI 83 B CH 79 X FF 85 3-1 ① FC4-6 15 G3 1-2f			3	0	0	0	0	0	2
15 John Mayberry Jr., R (1, 3) OBP: 0.294, SLG: 0.286		B CH 78 B CH 75 F FF 84 F FC 80 X FC 80 2-2 ③ F9			F FC 77 X CH 75 0-1 ① F8		S CH 78 1 SAFE X CH 78 0-1 ② G3 1-2			3	0	0	0	0	0	2
25 Cody Asche, L (1, 5) OBP: 0.321, SLG: 0.434			B FC 80 S CH 79 B CH 78 F SI 83 B SI 84 B CH 79 4-2 2 1B BB		X CH 76 0-0 ② L4		S CU 72 B SI 85 B SI 84 B CH 79 C SI 85 X SI 85 3-2 ③ G5-3			2	0	0	0	1	0	1
7 Jayson Nix, R (1, 6) OBP: 0.220, SLG: 0.237			B FF 83 1 SAFE 1 SAFE B SI 84 C SI 83 1 SAFE C SI 81 F FF 84 F CU 72 2-3 ① K F CU 71 C SI 85		B FF 83 F SI 84 B FC 79 F CH 76 F FC 80 F SI 85 S CU 71 2-3 ③ K			C FF 94 X FF 95 0-1 ① G4-3		3	0	0	0	0	2	1
Inning Stats	R: 0 E: 0 K: 0 S: 8 H: 0 LOB: 0 BB: 0 P: 13	R: 0 E: 0 K: 1 S: 10 H: 1 LOB: 1 BB: 0 P: 13	R: 0 E: 0 K: 2 S: 15 H: 1 LOB: 2 BB: 1 P: 23	R: 0 E: 0 K: 1 S: 6 H: 0 LOB: 0 BB: 0 P: 10	R: 0 E: 0 K: 1 S: 8 H: 0 LOB: 0 BB: 0 P: 10	R: 0 E: 0 K: 1 S: 8 H: 0 LOB: 1 BB: 1 P: 15	R: 0 E: 0 K: 0 S: 10 H: 1 LOB: 1 BB: 0 P: 17	R: 0 E: 0 K: 1 S: 8 H: 0 LOB: 0 BB: 0 P: 10	R: 0 E: 0 K: 0 S: 6 H: 0 LOB: 0 BB: 0 P: 9	1B: 2 2B: 1 3B: 0 HR: 0	SF: 0 SAC: 0 DP: 0 HBP: 0					

TOP

Philadelphia Phillies @ Toronto Blue Jays

Rogers Centre, Toronto, ON

Wed May 07 2014, 7:09 PM - 9:30 PM EDT

Att. 16,446 - Roof Closed - 68 F

livebaseballscorecards.com

AB	30
R	0
H	3
RBI	0
BB	2
SO	7
LOB	12

PITCHER		IP	WLS	BF	H	R	ER	SO	BB	IBB	HBP	BLK	WP	HR	S	P	ERA	WHIP
56 Mark Buehrle, L ERA: 1.91	(1, 1)	7.0	W	26	3	0	0	6	2	0	0	0	0	0	65	101	0.00	0.714
21 Sergio Santos, R ERA: 9.58	(8, 1)	1.0		3	0	0	0	1	0	0	0	0	0	0	8	10	0.00	0.000
64 Chad Jenkins, R ERA: 9.0	(9, 1)	1.0		3	0	0	0	0	0	0	0	0	0	0	6	9	0.00	0.000

PITCHER	IP	WLS	BF	H	R	ER	SO	BB	IBB	HBP	BLK	WP	HR	S	P	ERA	WHIP

BOTTOM

Philadelphia Phillies @ Toronto Blue Jays

Rogers Centre, Toronto, ON

Wed May 07 2014, 7:09 PM - 9:30 PM EDT

Att. 16,446 - Roof Closed - 68 F

livebaseballscorecards.com

Batter	1	2	3	4	5	6	7	8	9	AB	R	H	RBI	BB	SO	LOB
7 José Reyes, S (1, 6) OBP: 0.253, SLG: 0.324	C SI 90 B CH 83 C SI 91 B FC 87 X CH 83 2-2 ① L9		B SI 89 X SL 79 1-0 ② SF9 3-H			C SI 91 B CH 85 B CU 73 B CH 82 F FF 88 B SI 91 4-2 53 FC1-4 BB	B FF 91 B SL 87 S SL 79 B FC 88 B FF 94 4-1 53 WP 19 1B 53 S BB 2-3	B SI 87 X SI 86 1-0 ③ G6-3		2	1	0	1	2	0	1
53 Melky Cabrera, S (1, 7) OBP: 0.359, SLG: 0.534	B FC 85 X SI 90 1-0 ② F9		B CH 84 C FC 85 F SI 90 S CH 83 1-3 ③ K			1 SAFE X SI 89 0-0 ② FC1-4 1-2f	F FF 93 S FF 90 F FF 91 B FC 89 S SL 80 1-3 K 19 1B 10 HR 1-3 3-H			4	1	0	0	0	2	3
19 José Bautista, R (1, 9) OBP: 0.458, SLG: 0.583	C SI 90 B SI 91 B CU 74 X SI 90 2-1 ③ F8			C CU 72 B SI 89 F CU 74 F SI 90 B SI 91 X CH 85 2-2 ① L5		F SI 90 F SI 90 S FF 90 0-3 ③ K	B SL 78 S SI 86 1 SAFE X SI 86 1-1 10 HR 1B 1-2 3-H			4	1	1	1	0	1	1
10 Edwin Encarnación, R (1, 3) OBP: 0.333, SLG: 0.439		C SL 79 X CH 82 0-1 ① G6-3		C SI 91 F SI 91 B SI 91 C FC 85 1-3 ② K			B SI 91 2-1 31 HR 3B F SL 75 0-1 HR 1-H 2-H X SI 90 0-0 HR 3-H			4	2	2	3	0	1	0
31 Erik Kratz, R (1, 10) OBP: 0.261, SLG: 0.522		B SI 90 C CH 83 T SI 90 S SI 91 1-3 ② K		C CU 74 B CH 85 F SI 91 F SI 91 B CH 85 F FC 86 B SI 90 X FC 85 3-2 ③ G5-3			C SI 87 0-2 30 G6-4-3 1B			4	1	2	2	0	1	0
30 Dioner Navarro, S (1, 2) OBP: 0.333, SLG: 0.370 22 Josh Thole, L (8, 2) OBP: 0.432, SLG: 0.457		B CH 84 B CH 84 X SI 90 2-0 ③ F9			C SI 90 F FF 90 X SI 91 0-2 ① G5-3		B SI 91 2-0 47 HR 1B C SI 86 1-2 G6-4-3 1-2f			4 0	1 0	1 0	0 0	0 0	0 0	1 0
47 Juan Francisco, L (1, 5) OBP: 0.368, SLG: 0.534			C SI 89 B CH 83 C SI 90 B FC 85 B SI 91 X FC 87 3-2 ① G4-3		B FC 86 B FF 90 C FF 90 F SI 90 C CU 73 2-3 ② K		B SI 89 X FC 85 1-0 1-H HR	C SL 76 X SI 87 0-1 ① P4		4	1	1	2	0	1	0
28 Colby Rasmus, L (1, 8) OBP: 0.279, SLG: 0.504			B FC 86 B CH 83 X FC 87 2-0 18 2B 7 SF9 1B		C FF 89 C SI 91 F FF 90 B SI 91 S SL 81 1-3 ③ K		B SI 90 F CH 84 S SL 81 X SI 91 1-2 ① G4-3	F SI 86 C SL 78 B SI 87 B SL 78 F SL 78 F CH 80 F SL 78 S SL 78 2-3 ② K		4	1	1	0	0	2	0
18 Steve Tolleson, R (1, 4) OBP: 0.500, SLG: 1.091			C SI 90 X FC 85 0-1 1-3 2B			B SI 90 C FC 86 B CU 75 C SI 91 F FC 86 X CH 85 2-2 ① G6-3	S CH 84 X FC 86 0-1 7 WP 53 WP 2B	B SI 86 B SL 78 F SI 86 B SI 86 C SI 86 X SI 86 3-2 3B		4	1	3	0	0	0	0
Inning Stats	R: 0 E: 0 K: 0 S: 6 H: 0 LOB: 0 BB: 0 P: 11	R: 0 E: 0 K: 1 S: 6 H: 0 LOB: 0 BB: 0 P: 9	R: 1 E: 0 K: 1 S: 10 H: 2 LOB: 1 BB: 0 P: 17	R: 0 E: 0 K: 1 S: 12 H: 0 LOB: 0 BB: 0 P: 18	R: 0 E: 0 K: 2 S: 10 H: 0 LOB: 0 BB: 0 P: 13	R: 0 E: 0 K: 1 S: 10 H: 0 LOB: 1 BB: 1 P: 16	R: 9 E: 0 K: 1 S: 27 H: 8 LOB: 0 BB: 1 P: 40	R: 0 E: 0 K: 1 S: 12 H: 1 LOB: 1 BB: 0 P: 18		1B: 4 2B: 2 3B: 2 HR: 3 SF: 1 SAC: 0 DP: 1 HBP: 0						

	AB	34
	R	10
	H	11
	RBI	9
	BB	2
	SO	8
	LOB	6

PITCHER		IP	WLS	BF	H	R	ER	SO	BB	IBB	HBP	BLK	WP	HR	S	P	ERA	WHIP
33 Cliff Lee, L ERA: 3.64	(1, 1)	6.1	L	27	7	6	6	6	1	0	0	0	0	2	64	100	8.53	1.263
43 Mario Hollands, L ERA: 5.25	(7, 1)	0.0		2	0	0	0	1	1	0	0	0	2	0	5	10	∞	∞
50 Shawn Camp, R ERA: 5.4	(7, 1)	1.2		8	4	4	4	1	0	0	0	0	0	1	24	32	21.60	2.400

PITCHER	IP	WLS	BF	H	R	ER	SO	BB	IBB	HBP	BLK	WP	HR	S	P	ERA	WHIP

Philadelphia Phillies @ Toronto Blue Jays

Rogers Centre, Toronto, ON

Thu May 08 2014, 7:09 PM - 10:08 PM EDT

Att. 18,158 - Roof Closed - 68 F

livebaseballscorecards.com

Batter	1	2	3	4	5	6	7	8	9	AB	R	H	RBI	BB	SO	LOB
19 Tony Gwynn Jr., L (1, 8) (8, 9) OBP: 0.346, SLG: 0.273	C FF 81 B KN 77 B KN 76 X FF 82 2-1 ① F9	B KN 73 C FF 81 B KN 76 B KN 75 X FF 82 3-1 ① L8	C KN 74 B KN 78 B KN 75 B KN 75 B FF 81 4-1 11 WP, 11 1B BB	B FF 83 B FF 82 C FF 81 C KN 75 F KN 70 F KN 79 X KN 78 2-2 ① G3	X FF 94 0-0 ① F8	4	1	0	0	1	0	1
11 Jimmy Rollins, S (1, 10) OBP: 0.341, SLG: 0.414	B KN 76 X KN 74 1-0 ② F9	B FF 84 C KN 76 B KN 78 C FF 83 F KN 73 S KN 79 2-3 ② K	B KN 76 X KN 74 1-0 6 FC3-6, 1-H 1B	B KN 77 S KN 75 C KN 80 B EP 65 X KN 79 2-2 26 WP, 26 3B 2B	C SI 92 B SL 86 B SI 93 B FF 94 C FF 95 S SL 85 3-3 ② K, 1-2	5	1	2	1	0	2	1
26 Chase Utley, L (1, 4) OBP: 0.379, SLG: 0.517 2 Ben Revere, L (8, 8) OBP: 0.295, SLG: 0.317	C FF 82 B KN 78 B KN 78 B KN 75 X FF 81 3-1 2B	C KN 76 X EP 66 0-1 ③ G4-3	C KN 76 F KN 78 B KN 79 S KN 70 1-3 ① K	C SI 91 F SI 92 F SL 77 B SI 94 B SL 77 F SI 94 X CH 80 2-2 2-H 3B	C SI 94 F SL 84 F SL 84 B FF 94 B SL 85 F CU 80 X SL 83 2-2 E9, 6 S, 6 HR, 2-H 1B	4 1	0 1	2 1	1 0	0 0	1 0	1 0
6 Ryan Howard, L (1, 3) OBP: 0.301, SLG: 0.455	B KN 78 F KN 77 C KN 77 X KN 79 1-2 ③ G5-3	F KN 77 S KN 79 B KN 77 B KN 79 S KN 78 2-3 ① K	B FF 79 C KN 77 X KN 79 1-1 ② FC3-6, 3 2B, 1-2f	B SI 92 C SI 93 F SI 93 S SL 77 1-3 ② K2-3	B FF 95 X FF 95 1-0 1-H HR	5	1	1	2	0	2	3
3 Marlon Byrd, R (1, 9) OBP: 0.348, SLG: 0.516 7 Jayson Nix, R (8, 4) OBP: 0.214, SLG: 0.231	S KN 75 F KN 79 X FF 83 0-2 9 PB, 9 2B 1B	X KN 76 0-0 ② F7	F KN 78 B KN 79 S KN 79 X KN 80 1-2 1-3 2B	C FF 95 X SL 86 0-1 ③ G5-3	C FF 95 S SL 85 S FF 96 0-3 ③ K	4 1	1 0	2 0	0 0	0 0	0 1	1 0
9 Domonic Brown, L (1, 7) OBP: 0.286, SLG: 0.296	B KN 75 B KN 76 B KN 76 C KN 75 S KN 75 X KN 76 3-2 1-H 2B	C FF 83 C KN 79 B KN 79 B EP 61 B KN 79 B KN 76 4-2 25 BB, 21 1B BB	S KN 79 S KN 80 S KN 81 0-3 ③ K	B FF 95 B FF 93 X FF 93 2-0 ① G4-3	3	0	1	1	1	1	2
21 Wil Nieves, R (1, 2) OBP: 0.261, SLG: 0.348	C FF 83 F KN 78 F KN 78 F FF 79 S KN 79 0-3 ① K	1 SAFE B KN 73 1 SAFE X FF 83 1-0 25 BB, 1-2 1B	C KN 74 S KN 78 B FF 79 S KN 79 1-3 ① K	S FF 94 B FF 95 S FC 91 S SL 86 1-3 ② K	4	0	1	0	0	3	1
25 Cody Asche, L (1, 5) OBP: 0.318, SLG: 0.418	F KN 77 S KN 79 F KN 79 X KN 79 0-2 ② F7	C KN 77 B KN 79 B KN 77 B KN 74 S KN 77 B KN 79 4-2 1-2 2-3 BB	S KN 77 F KN 79 B KN 79 B KN 78 C KN 78 2-3 ② K	B FF 95 B CH 86 C FF 95 X FF 92 2-1 ③ G4-3	3	0	0	0	1	1	1
13 Freddy Galvis, S (1, 6) OBP: 0.109, SLG: 0.048	B KN 76 B KN 77 B KN 76 C FF 82 S KN 73 X KN 77 3-2 ③ G5-3	B KN 75 C KN 76 B KN 77 X KN 75 2-1 ③ G3	C KN 78 F KN 78 S KN 79 0-3 ③ K	B FF 95 B FF 94 B FF 93 B FF 92 4-0 11 WP, 2 E BB	3	1	0	0	1	1	4
Inning Stats	R: 0 E: 0 K: 0 S: 8 H: 1 LOB: 1 BB: 0 P: 15	R: 1 E: 0 K: 1 S: 18 H: 2 LOB: 1 BB: 0 P: 24	R: 0 E: 0 K: 1 S: 8 H: 0 LOB: 0 BB: 0 P: 13	R: 0 E: 0 K: 1 S: 11 H: 1 LOB: 3 BB: 2 P: 24	R: 1 E: 0 K: 2 S: 13 H: 2 LOB: 2 BB: 1 P: 21	R: 0 E: 0 K: 3 S: 9 H: 0 LOB: 0 BB: 0 P: 12	R: 1 E: 0 K: 1 S: 18 H: 2 LOB: 1 BB: 0 P: 25	R: 0 E: 0 K: 1 S: 6 H: 0 LOB: 0 BB: 0 P: 11	R: 3 E: 1 K: 2 S: 13 H: 2 LOB: 0 BB: 1 P: 23	1B: 4 2B: 4 3B: 1 HR: 1 SF: 0 SAC: 0 DP: 0 HBP: 0			WP: 3 PB: 1 SB: 1 CS: 0		PA: 41	

PITCHER	IP	WLS	BF	H	R	ER	SO	BB	IBB	HBP	BLK	WP	HR	S	P	ERA	WHIP
43 R.A. Dickey, R (1, 1) ERA: 4.34	6.1	W	29	7	3	2	8	3	0	0	0	1	0	75	121	2.84	1.579
62 Aaron Loup, L (7, 1) ERA: 4.41	0.1		2	1	0	0	1	0	0	0	0	1	0	8	11	0.00	3.000
54 Marcus Stroman, R (7, 1) ERA: 2.7	1.1		4	0	0	0	1	0	0	0	0	0	0	8	13	0.00	0.000
32 Esmil Rogers, R (9, 1) ERA: 7.16	1.0		6	2	3	3	2	1	0	0	0	1	1	13	23	27.00	3.000

PITCHER	IP	WLS	BF	H	R	ER	SO	BB	IBB	HBP	BLK	WP	HR	S	P	ERA	WHIP

TOP	
AB	37
R	6
H	10
RBI	5
BB	4
SO	12
LOB	15

BOTTOM

Philadelphia Phillies @ Toronto Blue Jays

Rogers Centre, Toronto, ON

Thu May 08 2014, 7:09 PM - 10:08 PM EDT

Att. 18,158 - Roof Closed - 68 F

livebaseballscorecards.com

Batter	1	2	3	4	5	6	7	8	9	AB	R	H	RBI	BB	SO	LOB
7 José Reyes, S (1, 6) OBP: 0.261, SLG: 0.333	B SI 91 X SI 91 1-0 G4-3 ①		B FF 91 X SI 90 1-0 19 S 19 SF8 2B		C KC 79 H KC 82 1-1 53 PB 53 S 19 G6-3 HBP		C FF 92 F SI 95 X SL 83 0-2 P6 ①	X SI 92 0-0 FC4-6 ② 1-2f 2-3 53 2B		4	3	1	0	0	0	2
53 Melky Cabrera, S (1, 7) OBP: 0.361, SLG: 0.536	C SI 92 S CH 86 B KC 82 X SI 92 1-2 19 G6-4-3 1B		C SI 92 F KC 81 F KC 82 B SI 92 B SI 92 S KC 83 2-3 K ①		1 SAFE 1 SAFE B SI 90 B KC 82 B KC 80 C SI 91 X KC 81 3-1 G4-3 ① 1-3		X FF 95 0-0 G6-3 ②	C SI 94 B SI 94 B SI 93 X SI 93 2-1 1-H 3-H 2B		5	0	2	2	0	1	2
19 José Bautista, R (1, 9) OBP: 0.450, SLG: 0.573 (9, 8)	F SI 93 B KC 84 S KC 85 B KC 84 X SI 92 2-2 G6-4-3 ② ③ 1-2f		C KC 83 B SI 93 S KC 83 B KC 84 X KC 84 2-2 SF8 ② 2-H		C SI 92 B KC 83 X KC 83 1-1 G6-3 ② 3-H		F FF 97 B SL 84 S SL 82 F SL 83 F SI 96 X SL 83 1-2 10 HR 1B	F FF 94 B FF 95 B SL 81 B FF 94 C SL 82 F FF 94 S SL 82 3-3 K ③		4	1	1	2	0	1	2
10 Edwin Encarnación, R (1, 3) OBP: 0.344, SLG: 0.493		F SI 91 B KC 84 X SI 92 1-1 HR	B FF 92 C KC 82 S KC 83 B KC 84 X KC 84 2-2 47 1B 1B		B FF 93 B SI 92 C SI 92 F SI 92 B KC 82 X FF 93 3-2 F8 ③		B FF 94 B FF 93 X FF 94 2-0 1-H HR			4	2	3	3	0	0	0
47 Juan Francisco, L (1, 5) OBP: 0.403, SLG: 0.623		B SI 92 X CH 88 1-0 26 WP 26 G3-1 2B	C SI 92 D KC 83 F FF 93 X SI 92 1-2 1-3 1B			B SI 90 B KC 81 B SI 91 B SI 91 4-0 26 HR BB	X FF 94 0-0 HR			3	3	3	1	1	0	0
26 Adam Lind, L (1, 10) OBP: 0.447, SLG: 0.553		C SI 91 B SI 93 B KC 81 B KC 82 F SI 93 X KC 83 3-2 G3-1 ① 2-H	B SI 92 F SI 92 B SI 92 F KC 82 F SI 93 B KC 83 S KC 83 3-3 K ③			B SI 93 C SI 92 D KC 82 B SI 91 X SI 92 3-1 1-H HR	C FF 95 S SL 82 F SL 83 B SL 81 F FF 95 X SL 83 1-2 P6 ③			4	1	1	3	0	1	2
28 Colby Rasmus, L (1, 8) OBP: 0.280, SLG: 0.524 18 Steve Tolleson, R (8, PH) OBP: 0.538, SLG: 1.091 (9, 9)		X KC 80 0-0 HR		C SI 91 B SI 90 B CH 87 C SI 91 S KC 82 2-3 K ①	C SI 92 X KC 81 0-1 F7 ①			B FF 92 B FF 93 C FF 92 B FF 93 B SI 92 4-1 7 FC4-6 39 E 53 2B BB		3 0	1 1	1 0	1 0	0 1	1 0	0 0
22 Josh Thole, L (1, 2) OBP: 0.439, SLG: 0.447		C SI 93 F KC 82 X KC 83 0-2 39 G6-3 1B		B SI 91 B FF 93 B SI 93 B FF 92 4-0 39 CS BB	C KC 79 B SI 91 F KC 81 X KC 81 1-2 G4-3 ②			C FF 93 B FF 92 S SI 92 S SL 83 1-3 K ①		3	0	1	0	1	1	1
39 Chris Getz, L (1, 4) OBP: 0.286, SLG: 0.263		B SI 92 X SI 93 1-0 G6-3 ② ③ 1-2f		S KC 80 C KC 81 S KC 83 0-3 K2-3 ② ③ 1-2	B KC 81 C KC 81 X SI 91 1-1 L9 ③			C FF 92 F SL 82 X FF 94 0-2 E4 7 FC4-6 1-2		4	0	0	0	0	1	3
Inning Stats	R: 0 E: 0 K: 0 S: 7 H: 1 LOB: 0 BB: 0 P: 11	R: 3 E: 0 K: 0 S: 11 H: 4 LOB: 0 BB: 0 P: 17	R: 1 E: 0 K: 2 S: 18 H: 3 LOB: 2 BB: 0 P: 29	R: 0 E: 0 K: 2 S: 6 H: 0 LOB: 0 BB: 1 P: 12	R: 1 E: 0 K: 0 S: 8 H: 0 LOB: 0 BB: 0 P: 16	R: 2 E: 0 K: 0 S: 9 H: 1 LOB: 0 BB: 1 P: 18	R: 3 E: 0 K: 0 S: 16 H: 3 LOB: 0 BB: 0 P: 20	R: 2 E: 1 K: 2 S: 14 H: 1 LOB: 1 BB: 1 P: 24		1B: 5 2B: 3 3B: 0 HR: 5 SF: 1 SAC: 0 DP: 2 HBP: 1						

	AB	34
	R	12
	H	13
	RBI	12
	BB	3
	SO	6
	LOB	12

WP: 1 PB: 1 SB: 2 CS: 1 PA: 39

PITCHER		IP	WLS	BF	H	R	ER	SO	BB	IBB	HBP	BLK	WP	HR	S	P	ERA	WHIP
34 A.J. Burnett, R ERA: 2.9	(1, 1)	6.0	L	27	9	7	6	4	2	0	1	0	1	3	59	103	9.00	1.833
57 Luis García, R ERA: 9.0	(7, 1)	2.0		12	4	5	3	2	1	0	0	0	0	2	30	44	13.50	2.500

PITCHER	IP	WLS	BF	H	R	ER	SO	BB	IBB	HBP	BLK	WP	HR	S	P	ERA	WHIP

Batter	1	2	3	4	5	6	7	8	9	10	11	AB	R	H	RBI	BB	SO	LOB
2 Ben Revere, L (1, 8) OBP: 0.299, SLG: 0.315	C FF 94 B FF 93 B CU 81 X FF 92 2-1 G1-3 ①	B CU 78 B CH 88 B FF 93 B SI 92 4-0 BB		C CU 75 S CU 79 B FC 92 F CU 79 B CH 86 F FC 91 X SL 82 2-2 P4 ②		B FF 87 C CU 74 X CU 73 1-1 G4-3 ①		C FF 96 X SI 95 0-1 11 BB 1B		B FS 82 C FS 82 F FS 78 X FF 94 1-2 F7 ③		4	0	1	0	1	0	0
59 Antonio Bastardo, R (8, 1)												0	0	0	0	0	0	0
17 Reid Brignac, L (10, PH)												1	0	0	0	0	0	0
43 Mario Hollands, L (10, 1)												0	0	0	0	0	0	0
7 Jayson Nix, R (11, 5) OBP: 0.214, SLG: 0.231												0	0	0	0	0	0	0
11 Jimmy Rollins, S (1, 6) OBP: 0.341, SLG: 0.400	B SI 92 B CH 88 X FF 93 2-0 G4-3 ②	C SI 93 S SI 92 D SL 84 B SI 93 S FF 92 2-3 K ③		B SI 90 C SL 81 B SI 90 S CU 76 F SL 81 B FF 92 F FF 91 F FF 90 F SL 81 3-3 F FC 92 S SL 82 K ③		C FC 88 B CU 71 B CU 74 B FF 90 B FF 90 4-1 BB		B SI 88 1 SAFE B SI 89 F SI 90 B SI 90 B SI 89 4-1 26 G4-6-3 1-2 BB			B FF 91 C FF 90 B CU 80 S FC 89 C FF 92 2-3 K ①	4	0	0	0	2	3	3
26 Chase Utley, L (1, 4) OBP: 0.391, SLG: 0.536	C FF 94 B CH 88 X SI 93 1-1 6 1B 1B		C FF 92 B FF 92 B CU 79 C FC 91 X SL 83 2-2 6 F7 9 1B 2B		H CU 77 1-0 9 1B 9 S HBP	1 SAFE B SI 88 C FC 89 C FC 88 B SI 90 C CU 77 2-3 K ②		B SI 91 C SI 91 X SI 89 1-1 G4-6-3 1-2f ② ③			X FF 93 0-0 3 2B 2B	5	3	3	0	0	1	3
6 Ryan Howard, L (1, 3) OBP: 0.303, SLG: 0.445	B SL 84 C SL 82 X FF 94 1-1 1-2 1B		B FF 92 S FF 92 B CH 86 X SI 91 2-1 F7 ① 2-3		F FF 91 C CU 76 B CH 86 B SL 82 B CU 80 X CU 78 3-2 P5 ①	B FC 89 B CU 73 C FC 89 C CU 75 F FF 92 1 SAFE S FC 89 2-3 K ③			S SI 91 B CH 85 B FF 93 X CH 89 2-1 G4-3 ①		I IN 61 I IN 65 I IN 69 I IN 71 4-0 3 2B IBB	5	0	1	0	1	1	3
15 John Mayberry Jr., R (11, PR) OBP: 0.294, SLG: 0.286 (11, 3)												0	0	0	0	0	0	0
3 Marlon Byrd, R (1, 9) OBP: 0.355, SLG: 0.515	F SI 93 F SL 84 C SL 84 0-3 K ③		B FC 93 B FC 92 F FC 92 B FF 92 B FC 91 4-1 9 1B BB		F FF 91 1 SAFE F SI 89 T FF 92 0-2 K ②		F FF 96 S SL 86 F SL 85 F FF 97 F SL 86 S SI 96 0-3 K ①		F SI 93 C FF 94 B FF 94 B FF 96 F SI 95 B SL 86 B SL 86 4-2 51 FC6-4 BB		B FF 94 F FF 91 F FF 92 B FF 94 X FC 92 2-2 1-3 2-H 2B	4	0	1	1	2	3	3
9 Domonic Brown, L (1, 7) OBP: 0.295, SLG: 0.300		C FF 92 X CH 87 0-1 G6-3 ①	C FC 88 X FC 88 0-1 1-2 3-H 1B	B CU 75 B SI 89 B CU 79 S FF 89 C CU 78 X CU 79 3-2 25 WP 51 S 1-H 1B		S SI 97 B FF 97 F SI 97 X FF 98 1-2 G4-3 ②		B SI 91 B FF 94 X SI 91 2-0 F7 ②		I IN 61 I IN 68 I IN 69 I IN 67 4-0 IBB	5	0	2	2	1	0	1
51 Carlos Ruiz, R (1, 2) OBP: 0.403, SLG: 0.440		C FF 92 B CU 79 C CU 78 X FF 94 1-2 27 SH3-4 25 S 1B	B SI 91 C FF 92 F FF 92 X SL 83 1-2 F9 ②	B FC 88 F FF 89 B FF 89 1 SAFE B SL 80 B FC 90 4-1 25 WP 1-2 BB		B SI 96 B FF 97 B SI 96 S FF 96 S SI 96 B SI 96 4-2 BB		C SI 93 1 SAFE B FF 96 X CH 89 1-1 FC6-4 1-2f ③		B FC 90 C FC 89 F SI 92 S FC 91 1-3 K ②	4	0	1	0	2	1	6
25 Cody Asche, L (1, 5) OBP: 0.319, SLG: 0.398		B CU 78 C FC 92 S CH 86 D SL 81 B FC 92 B CH 85 4-2 27 SH3-4 1-2 BB	F CU 79 B FF 92 X CH 86 1-1 G3 ③	B FC 88 C CU 74 F CU 74 B FS 80 B FC 91 I IN 77 4-2 1-2 2-3 IBB		1 SAFE B FF 96 F SI 97 S FF 97 S FF 98 1-3 K ③				B FF 92 B FS 81 X FF 92 2-0 L6 ①	F FF 94 B FC 91 X FC 90 1-1 F7 ③	4	0	0	0	2	1	6
58 Jonathan Papelbon, R (11, 1)												0	0	0	0	0	0	0
27 Roberto Hernandez, R (1, 1)		M FF 90 M FF 91 X FF 92 0-2 SH3-4 ② 1-2 2-3		B FC 90 C FC 90 F FC 90 X FC 91 1-2 G1-3 ①	C CU 75 S CU 74 F FF 91 S CU 76 0-3 K ③			B FF 94 B SI 95 B FF 96 C FF 95 F FF 96 X FF 96 3-2 L9 ①		B FF 95 C FF 92 B FS 83 F FF 93 T FF 94 2-2 K ②		2	0	0	0	0	1	3
63 Jake Diekman, R (6, 1)												0	0	0	0	0	0	0
37 Mike Adams, R (7, 1)												0	0	0	0	0	0	0
19 Tony Gwynn Jr., L (8, PH) OBP: 0.333, SLG: 0.261												2	0	0	0	0	1	0
(8, 8)																		
Inning Stats	R: 0 E: 0 K: 1 S: 10 H: 2 LOB: 2 BB: 0 P: 16	R: 0 E: 0 K: 1 S: 13 H: 1 LOB: 3 BB: 2 P: 24	R: 1 E: 0 K: 0 S: 13 H: 2 LOB: 2 BB: 1 P: 23	R: 0 E: 0 K: 1 S: 16 H: 0 LOB: 0 BB: 0 P: 22	R: 1 E: 0 K: 2 S: 16 H: 1 LOB: 3 BB: 2 P: 31	R: 0 E: 0 K: 2 S: 10 H: 0 LOB: 1 BB: 1 P: 19	R: 0 E: 0 K: 2 S: 14 H: 0 LOB: 1 BB: 1 P: 20	R: 0 E: 0 K: 0 S: 8 H: 1 LOB: 1 BB: 1 P: 16	R: 0 E: 0 K: 0 S: 8 H: 0 LOB: 1 BB: 1 P: 17	R: 0 E: 0 K: 1 S: 7 H: 0 LOB: 0 BB: 0 P: 12	R: 1 E: 0 K: 2 S: 12 H: 2 LOB: 3 BB: 2 P: 26	1B: 6 2B: 3 3B: 0 HR: 0 SF: 0 SAC: 1 DP: 1 HBP: 1	WP: 1 PB: 0 SB: 3 CS: 0 PA: 53					

PITCHER		IP	WLS	BF	H	R	ER	SO	BB	IBB	HBP	BLK	WP	HR	S	P	ERA	WHIP
58 Jenry Mejia, R ERA: 5.06	(1, 1)	4.2		24	6	2	2	4	3	0	1	0	0	0	61	101	3.86	1.929
16 Daisuke Matsuzaka, R ERA: 3.09	(5, 1)	1.1		7	0	0	0	3	2	1	0	0	1	0	17	34	0.00	1.500
27 Jeurys Familia, R ERA: 3.52	(7, 1)	1.1		6	1	0	0	2	1	0	0	0	0	0	19	28	0.00	1.500
56 Scott Rice, L ERA: 5.63	(8, 1)	0.2		2	0	0	0	0	1	0	0	0	0	0	3	8	0.00	1.500
44 Kyle Farnsworth, R ERA: 3.0	(9, 1)	1.0		4	0	0	0	0	1	0	0	0	0	0	8	17	0.00	1.000

PITCHER		IP	WLS	BF	H	R	ER	SO	BB	IBB	HBP	BLK	WP	HR	S	P	ERA	WHIP
47 Jose Valverde, R ERA: 3.77	(10, 1)	1.0		3	0	0	0	1	0	0	0	0	0	0	7	12	0.00	0.000
52 Carlos Torres, R ERA: 3.15	(11, 1)	1.0	L	7	2	1	1	2	0	2	0	0	0	0	12	26	9.00	2.000

TOP

Philadelphia Phillies @ New York Mets

Citi Field, Flushing, NY

Fri May 09 2014, 7:13 PM - 11:51 PM EDT

Att. 30,036 - Cloudy - 59 F

livebaseballscorecards.com

AB	40
R	3
H	9
RBI	3
BB	11
SO	12
LOB	28

Batter	1	2	3	4	5	6	7	8	9	10	11	AB	R	H	RBI	BB	SO	LOB
12 Juan Lagares, R (1, 8) OBP: 0.333, SLG: 0.459	B FF 90 C SI 89 B SL 82 C SI 90 F SI 91 X CH 81 2-2 G4-3 ①	F SI 89 X SL 82 0-1 F9 ②		B SI 89 X SI 89 1-0 G1-3 ①		L SI 97 B SL 82 F SI 96 1 SAFE B SI 96 F SI 96 F SI 97 S SL 84 2-3 K ①		C FF 93 B SL 85 T FF 92 T FF 93 1-2 K ②		C FF 94 F FF 91 B FF 94 B FF 94 F FF 94 B SL 82 F FF 94 X FF 95 3-2 1B		6	0	1	0	0	2	2
28 Daniel Murphy, L (1, 4) OBP: 0.347, SLG: 0.416	B SL 83 F SI 92 F SL 83 B CH 83 B SI 92 X SI 91 3-2 5 1B 3 2B 1B	B FF 91 B CH 82 B FF 91 B SL 82 4-0 5 BB BB		X SI 90 0-0 G4-3 ②		B SI 95 C SI 96 X SI 96 1-1 G1-3 ② 1-2		B FF 92 B FF 93 B SL 84 B FF 92 4-0 5 2B BB		B FF 91 S FF 93 B FF 94 B FF 95 S FF 93 3-3 K ③		4	2	1	0	2	1	2
5 David Wright, R (1, 5) OBP: 0.335, SLG: 0.362	B SL 84 X SL 81 1-0 3 2B 1-2 1B	B SI 90 B SI 89 B SI 90 C FF 90 B SI 89 4-1 1-2 2-3 BB		B SI 90 C CH 83 F SI 90 S SI 90 1-3 K ③		I IN 67 I IN 72 I IN 73 I IN 76 4-0 IBB		B SL 84 X FF 91 1-0 1-H 2B			T FS 88 C FF 92 F FF 92 F FS 86 S FF 92 0-3 K ①	4	0	2	1	2	2	0
3 Curtis Granderson, L (1, 9) OBP: 0.283, SLG: 0.294	C SI 91 C FF 91 B SI 91 B SI 91 D CH 82 X SL 84 3-2 1-3 2-H 2B	C SL 82 B SI 89 S SI 90 B SI 90 B CH 80 F SI 90 X FF 90 3-2 F9 ③			B SI 90 B CH 83 B SI 90 B SI 90 4-0 1 E 1 FC6 BB	C SI 96 F SI 96 S SL 86 0-3 K ③		X SL 84 0-0 F7 ③			X FF 92 0-0 F9 ②	5	0	1	1	1	6
1 Chris Young, R (1, 7) OBP: 0.301, SLG: 0.379	H SI 90 1-0 HBP		B SL 82 C SI 89 B SI 89 F SL 81 B SI 89 X SI 89 3-2 F7 ①		B SI 88 X SL 82 1-0 FC6 1-3		C CU 78 F FF 90 B CU 79 C SL 87 1-3 K ①		C SL 81 C FF 91 B FF 91 F FF 92 F FF 91 B SL 83 F SL 83 S FF 92 2-3 K ①		X SL 82 0-0 F8 ③	5	0	0	0	0	2	1
13 Josh Satin, R (1, 3) OBP: 0.265, SLG: 0.179	C SI 90 B SI 90 C SI 90 B SI 91 F SI 90 B SI 91 S SI 90 3-3 K ②		B SL 83 C SL 82 B CH 83 C SL 83 X SI 90 2-2 G6-3 ②		C SI 90 F SI 90 B SI 88 D CH 82 T SI 90 2-2 K ①		C SL 86 C FF 91 B SL 87 B SL 86 X CU 78 2-2 P5 ②		C SL 85 B FF 92 B SL 85 F FF 91 B FF 91 X FF 92 3-2 P4 ②			5	0	0	0	0	2	5
4 Wilmer Flores, R (1, 6) OBP: 0.222, SLG: 0.222	C SI 90 X SI 91 0-1 F8 ③		C SL 82 F SI 90 B SI 90 B CH 82 F CH 82 X SI 89 2-2 15 1B 1B		F SI 90 C SI 90 D CH 80 S SI 91 1-3 K ②		C FF 89 B SI 92 F SL 86 X CU 78 1-2 1B		C FF 92 F FF 92 B FF 91 F FF 91 X FF 93 1-2 F9 ③			5	0	2	0	0	1	5
15 Travis d'Arnaud, R (1, 2) OBP: 0.290, SLG: 0.311		X SI 89 0-0 5 BB 58 SH2-4 1B	C SI 89 F SI 88 B SI 88 X CH 80 1-2 1-2 1B		B SL 82 X SI 90 1-0 G5-3 ③		B SL 84 1 SAFE C FF 88 C FF 89 B FF 90 B FF 91 S FF 90 3-3 K ③			S FF 93 B FF 93 X CH 86 1-1 F8 ①		5	0	2	0	0	1	3
		X SI 88 0-0 SH2-4 ① 1-2	C SI 90 S SL 82 X SL 80 0-2 F7 ③			B SI 96 X SI 95 1-0 28 G1-3 1B		S FF 91 F FF 92 X SL 85 0-2 F8 ①			X CH 83 0-0 F8 ②						

58 Jenny Mejia, R (1, 1)
16 Daisuke Matsuzaka, R (6, 1)
22 Eric Young Jr., S (2, PH)
Batted for Dustin Ackley in the 7th
27 Jeurys Familia, R (7, 1)
56 Scott Rice, L (8, 1)
11 Rubén Tejada, R (2, PH)
Batted for Chris Young in the 7th
44 Kyle Farnsworth, R (8, 1)
47 Jose Valverde, R (10, 1)
20 Anthony Recker, R (10, PH)
Batted for Josh Satin in the 10th
52 Carlos Torres, R (11, 1)

Inning Stats	1	2	3	4	5	6	7	8	9	10	11
	R: 1 E: 0 K: 1 S: 17	R: 0 E: 0 K: 0 S: 10	R: 0 E: 0 K: 0 S: 16	R: 0 E: 0 K: 1 S: 5	R: 0 E: 1 K: 2 S: 8	R: 0 E: 0 K: 2 S: 11	R: 0 E: 0 K: 2 S: 12	R: 1 E: 0 K: 1 S: 8	R: 0 E: 0 K: 1 S: 13	R: 0 E: 0 K: 1 S: 11	R: 0 E: 0 K: 1 S: 7
	H: 3 LOB: 3 BB: 0 P: 30	H: 1 LOB: 3 BB: 2 P: 21	H: 2 LOB: 2 BB: 0 P: 24	H: 0 LOB: 0 BB: 0 P: 7	H: 0 LOB: 2 BB: 1 P: 17	H: 1 LOB: 2 BB: 1 P: 19	H: 1 LOB: 1 BB: 0 P: 19	H: 1 LOB: 1 BB: 1 P: 14	H: 0 LOB: 0 BB: 0 P: 19	H: 1 LOB: 1 BB: 0 P: 18	H: 0 LOB: 0 BB: 0 P: 7

PITCHER		IP	WLS	BF	H	R	ER	SO	BB	IBB	HBP	BLK	WP	HR	S	P	ERA	WHIP
27 Roberto Hernandez, R ERA: 4.15	(1, 1)	5.0		26	6	1	1	4	3	0	1	0	0	0	56	99	1.80	1.800
63 Jake Diekman, L ERA: 5.19	(6, 1)	1.0	H	5	1	0	0	2	0	1	0	0	0	0	11	19	0.00	1.000
37 Mike Adams, R ERA: 5.4	(7, 1)	1.0	H	4	1	0	0	2	0	0	0	0	0	0	12	19	0.00	1.000
59 Antonio Bastardo, L ERA: 3.86	(8, 1)	2.0	B	8	1	1	1	2	1	0	0	0	0	0	21	33	4.50	1.000
43 Mario Hollands, L ERA: 4.85	(10, 1)	1.0	W	4	1	0	0	1	0	0	0	0	0	0	11	18	0.00	1.000

PITCHER		IP	WLS	BF	H	R	ER	SO	BB	IBB	HBP	BLK	WP	HR	S	P	ERA	WHIP
58 Jonathan Papelbon, R ERA: 1.88	(11, 1)	1.0	S	3	0	0	0	1	0	0	0	0	0	0	7	7	0.00	0.000

BOTTOM

Philadelphia Phillies @ New York Mets

Citi Field, Flushing, NY

Fri May 09 2014, 7:13 PM - 11:51 PM EDT

Att. 30,036 - Cloudy - 59 F

livebaseballscorecards.com

AB	43
R	2
H	10
RBI	2
BB	5
SO	12
LOB	26

1	0	0	0	0	0	2
0	0	0	0	0	0	0
1	0	1	0	0	0	1
0	0	0	0	0	0	0
0	0	0	0	0	0	0
1	0	0	0	0	0	0
0	0	0	0	0	0	0
0	0	0	0	0	0	0
1	0	0	0	0	0	0
0	0	0	0	0	0	0

1B: 8	SF: 0	WP: 0	PA: 50
2B: 2	SAC: 1	PB: 0	
3B: 0	DP: 0	SB: 0	
HR: 0	HBP: 1	CS: 0	

Philadelphia Phillies @ New York Mets

Citi Field, Flushing, NY

Sat May 10 2014, 7:50 PM - 11:06 PM EDT

Att. 29,170 - Cloudy - 72 F

livebaseballscorecards.com

Batter	1	2	3	4	5	6	7	8	9	AB	R	H	RBI	BB	SO	LOB
2 Ben Revere, L (1, 8) OBP: 0.295, SLG: 0.310 58 Jonathan Papelbon, R (9, 1)	C FF 87 B KC 74 B FF 89 X FF 88 2-1 11 1B 11 S 26 SF8 1B	B CH 81 C FF 87 X FF 88 1-1 ② G1-3			C KC 72 C KC 73 B SI 86 X KC 74 1-2 ① G4-3		L SI 88 B SI 88 X SI 89 1-1 ① G6-3		C SI 92 B FF 95 F SL 86 S SL 85 1-3 ② K	5 0	1 0	1 0	0 0	0 0	1 0	0 0
11 Jimmy Rollins, S (1, 6) OBP: 0.357, SLG: 0.435	1 SAFE B SI 89 B SI 89 X SI 88 2-0 6 2B 9 1B 1-3 1B	B SL 84 B CH 82 C SI 88 S CH 82 F KC 76 X SI 88 2-2 HR			C SL 84 B KC 74 B CH 83 B CH 83 X SI 88 3-1 ② F8		B SI 88 F SL 82 C SL 82 F SI 90 B CH 83 X SI 89 2-2 26 WP 26 2B 1B		B SI 91 C SL 84 C CH 87 B SL 87 B FF 95 B SL 84 4-2 26 1B 6 1B BB	4	4	3	1	1	0	0
26 Chase Utley, L (1, 4) OBP: 0.399, SLG: 0.547	X SL 84 0-0 ① SF8 3-H	C SL 84 F KC 75 B FF 88 X FF 89 1-2 ③ F7			C SI 88 C SI 89 F SL 83 B FF 88 F SL 83 B FF 89 H FF 89 3-2 6 1B HBP		B SL 83 F SI 89 T CH 83 D SL 82 X CH 83 2-2 6 CS 1-H 2B		1 SAFE B CH 88 1 SAFE X CH 89 1-0 6 1B 1-3 1B	3	0	2	2	0	0	0
6 Ryan Howard, L (1, 3) OBP: 0.320, SLG: 0.466 15 John Mayberry Jr., R (9, PR) OBP: 0.294, SLG: 0.286 (9, 3)	F SL 85 B KC 75 D KC 75 X SI 89 2-1 9 1B 51 FC1-2 1-3 2B	B KC 75 S CH 82 X CH 82 1-1 ① G4-3			X SL 83 0-0 1-2 1B		B SI 90 F SI 89 2 SAFE S SL 82 X SL 80 1-2 ② 2-3 1B		F FF 94 B SI 93 B SL 86 F SI 93 X FF 95 2-2 3 FC6-4 1-2 3-H 1B	5 0	0 0	4 0	1 0	0 0	0 0	0 0
3 Marlon Byrd, R (1, 9) OBP: 0.350, SLG: 0.500	B FF 89 F FF 88 H FF 88 2-1 51 FC1-2 9 1B HBP	X SI 88 0-0 ② F8			B FF 89 X SI 88 1-0 ③ P6		F FF 96 S SI 96 S SI 96 0-3 ③ K		B SL 85 B SL 84 C SL 85 X SI 95 2-1 ③ FC6-4 1-2f	4	0	0	0	0	1	5
9 Domonic Brown, L (1, 7) OBP: 0.294, SLG: 0.298	C KC 74 X KC 74 0-1 51 FC1-2 1-2 2-3 3-H 1B	C SI 89 X SI 88 0-1 ③ F7				B KC 73 S CH 82 F SI 88 B FF 88 X CH 82 2-2 ① G3		C FF 91 S FC 89 X FC 88 0-2 ① G4-3		4	0	1	1	0	0	0
51 Carlos Ruiz, R (1, 2) OBP: 0.390, SLG: 0.423	B SI 89 X SI 89 1-0 ② FC1-2 1-2 2-3 3-Hf 1B			C SI 88 X SI 88 0-1 ① L9		C SL 82 B SL 82 X SL 83 1-1 ② G3		B FF 92 B FC 89 B FC 87 C FF 90 C FF 91 X FF 91 3-2 ② G6-3		4	0	0	0	0	0	3
25 Cody Asche, L (1, 5) OBP: 0.316, SLG: 0.384	C KC 75 B SI 90 X KC 76 1-1 ③ L3			X SL 82 0-0 ② G3-1		B SI 88 C SI 89 B KC 76 B CH 83 B SI 89 4-1 BB		B CU 77 C FF 91 F FC 90 F FF 92 X FC 90 1-2 ③ G4-3		3	0	0	0	1	0	3
38 Kyle Kendrick, R (1, 1) OBP: 0.071, SLG: 0.071 63 Jake Diekman, R (6, 1) 37 Mike Adams, R (8, 1) 19 Tony Gwynn Jr., L (9, PH) OBP: 0.327, SLG: 0.255 (9, 8)		X FF 87 0-0 ① L5		C SL 84 C SL 83 C SI 88 0-3 ③ K		X SI 88 0-0 ③ G6-3			X FF 93 0-0 ① B5-3	3 0 0 1	0 0 0 0	0 0 0 0	0 0 0 0	1 0 0 0	1 0 0 0	1 0 0 0
Inning Stats	R: 2 E: 0 K: 0 S: 12 H: 4 LOB: 3 BB: 0 P: 22	R: 1 E: 0 K: 0 S: 10 H: 1 LOB: 0 BB: 0 P: 14	R: 0 E: 0 K: 0 S: 5 H: 0 LOB: 0 BB: 0 P: 6	R: 0 E: 0 K: 1 S: 6 H: 0 LOB: 0 BB: 0 P: 6	R: 0 E: 0 K: 0 S: 11 H: 1 LOB: 2 BB: 0 P: 19	R: 0 E: 0 K: 0 S: 7 H: 0 LOB: 1 BB: 1 P: 14	R: 1 E: 0 K: 1 S: 15 H: 3 LOB: 1 BB: 0 P: 21	R: 0 E: 0 K: 0 S: 10 H: 0 LOB: 0 BB: 0 P: 14	R: 1 E: 0 K: 1 S: 12 H: 2 LOB: 2 BB: 1 P: 22	1B: 8 2B: 2 3B: 0 HR: 1 SF: 1 SAC: 0 DP: 0 HBP: 2						

TOP

AB	36
R	5
H	11
RBI	5
BB	2
SO	3
LOB	12

WP: 1 PA: 41
PB: 0
SB: 1
CS: 1

PITCHER		IP	WLS	BF	H	R	ER	SO	BB	IBB	HBP	BLK	WP	HR	S	P	ERA	WHIP
35 Dillon Gee, R ERA: 2.73	(1, 1)	6.0		27	6	3	3	1	1	0	2	0	0	1	51	81	4.50	1.167
56 Scott Rice, L ERA: 6.23	(7, 1)	0.2	B	4	3	1	1	0	0	0	0	0	1	0	12	18	13.50	4.500
27 Jeurys Familia, R ERA: 3.45	(7, 1)	0.1		1	0	0	0	1	0	0	0	0	0	0	3	3	0.00	0.000
52 Carlos Torres, R ERA: 3.0	(8, 1)	1.0		3	0	0	0	0	0	0	0	0	0	0	10	14	0.00	0.000
44 Kyle Farnsworth, R ERA: 3.38	(9, 1)	1.0	L	6	2	1	1	1	1	0	0	0	0	0	12	22	9.00	3.000

PITCHER	IP	WLS	BF	H	R	ER	SO	BB	IBB	HBP	BLK	WP	HR	S	P	ERA	WHIP

BOTTOM

Philadelphia Phillies @ New York Mets

Citi Field, Flushing, NY

Sat May 10 2014, 7:50 PM - 11:06 PM EDT

Att. 29,170 - Cloudy - 72 F

livebaseballscorecards.com

Batter	1	2	3	4	5	6	7	8	9	AB	R	H	RBI	BB	SO	LOB
12 Juan Lagares, R (1, 8) OBP: 0.347, SLG: 0.455	B SI 89 C SI 89 F FC 87 H SI 90 2-2 28 FC4-6 HBP		C SI 90 X CH 82 0-1 ② G6-3			B FC 86 F FC 86 B SI 89 B SI 90 C SI 90 B SI 90 4-2 28 1B 5 2B BB	B SI 95 F SI 96 X SI 96 1-1 1B		X SL 82 0-0 ② F9	3	1	1	0	1	0	0
28 Daniel Murphy, L (1, 4) OBP: 0.349, SLG: 0.411	C SI 89 X SL 78 0-1 ① FC4-6 5 HR 1-2f		F FC 88 F SI 90 X SI 90 0-2 ③ F8			B CH 81 X SI 89 1-0 5 2B 29 SF9 1-2 1B	S SL 85 D SL 83 B SI 95 B SI 96 X SI 96 3-1 ③ F7		B SI 91 C FF 90 B FF 92 B FF 92 B FS 87 4-1 5 S BB	4	2	1	0	1	0	2
5 David Wright, R (1, 5) OBP: 0.344, SLG: 0.397	F SI 89 F SI 89 X CH 82 0-2 1-H HR			X SI 90 0-0 ① G6-3		C SI 91 D SL 79 B FC 88 B SI 91 S FC 88 X FC 87 3-2 29 SF9 1-3 2-H 2B		C SL 87 F SL 88 X FF 91 0-2 1 SH5-4 3 1B 1B	C FF 92 B FF 92 X SL 83 1-1 ③ P3 1-2	5	1	3	3	0	0	1
3 Curtis Granderson, L (1, 9) OBP: 0.289, SLG: 0.301	C SI 89 X FC 87 0-1 ② G4-3			B SI 89 C SI 89 B CH 81 B SI 86 F SI 88 X SI 89 3-2 1B		C SL 76 F SI 90 S CH 84 0-3 ① K		1 SAFE B SI 89 F FF 89 B FF 89 X SL 85 2-1 1 SH5-4 1-2 1B		4	0	2	0	0	1	2
1 Chris Young, R (1, 7) OBP: 0.303, SLG: 0.368	C FC 87 C SI 90 B FC 88 B CH 82 B FC 87 F FC 85 X SI 90 3-2 ③ G2-3			B SI 90 S SI 90 F SI 89 C FC 88 1-3 ② K		B SI 90 F CH 82 F SI 88 F SI 91 B SI 92 B FC 89 4-2 BB		B SL 82 B CH 87 B FC 88 C FF 88 X FF 88 3-1 ① SH5-4 1-2 2-3		2	0	0	0	1	1	1
21 Lucas Duda, L (1, 3) OBP: 0.349, SLG: 0.417 29 Eric Campbell, R (6, PH) (7, 3)		B FC 86 F FC 86 B SL 77 C SI 90 F SI 91 B FC 88 S CH 82 3-3 ① K		C SL 78 S CH 83 X CH 83 0-2 ③ L6		B SI 97 X SI 97 1-0 ② SF9 2-3 3-H		I IN 65 C FF 91 B SL 87 S CH 81 C SI 91 2-3 ② K		2 1	0 0	0 0	0 1	0 0	1 1	1 2
4 Wilmer Flores, R (1, 6) OBP: 0.231, SLG: 0.167		B SI 90 X FC 87 1-0 ② F8			C SI 89 B CH 82 X SI 89 1-1 ① G4-3	1 SAFE F SI 96 B SI 96 F SI 97 X SI 98 1-2 ③ P4		B SL 87 F SI 90 B SI 90 B SI 90 F SL 87 B FF 91 4-2 BB		3	0	0	0	1	0	2
15 Travis d'Arnaud, R (1, 2) OBP: 0.282, SLG: 0.301 53 Bobby Abreu, L (8, PH) OBP: 0.200, SLG: 0.444 44 Kyle Farnsworth, R (9, 1)		B SI 91 X SI 90 1-0 ③ L8			X SI 89 0-0 ② P2		C SL 83 F SI 94 F SL 83 B SI 96 B SI 95 C SI 96 2-3 ① K	B CU 78 X SI 90 1-0 ③ G1-3		3 1 0	0 0 0	0 0 0	0 0 0	0 0 0	1 0 0	0 3 0
35 Dillon Gee, R (1, 1) 56 Scott Rice, L (7, 1) 27 Jeurys Familia, R (7, 1) 22 Eric Young Jr., S (7, PH) OBP: 0.316, SLG: 0.267 52 Carlos Torres, R (8, 1) 20 Anthony Recker, R (9, 2) OBP: 0.282, SLG: 0.444			C SI 89 S SL 76 F SI 91 B SI 90 F SL 77 F FC 88 F CH 81 F SL 78 2-3 B FC 86 S SI 89 K		F SI 89 C SI 90 X SI 91 0-2 ③ G5-3		S SI 96 B SI 96 B SL 84 S SI 96 F SI 96 T SI 95 2-2 ② K		B FF 90 S SL 82 C FF 91 B FF 92 C FF 91 2-3 ① K	2 0 0 0 1 0 1	0 0 0 0 0 0 0	0 0 0 0 0 0 0	0 0 0 0 0 0 0	1 0 0 1 0 0 0	0 0 0 0 0 0 1	0 0 0 0 0 0 0

	AB	32
	R	4
	H	7
	RBI	4
	BB	4
	SO	8
	LOB	14

Inning Stats	1	2	3	4	5	6	7	8	9
	R: 2 E: 0 K: 0 S: 13	R: 0 E: 0 K: 1 S: 6	R: 0 E: 0 K: 1 S: 14	R: 0 E: 0 K: 1 S: 10	R: 0 E: 0 K: 0 S: 6	R: 2 E: 0 K: 1 S: 15	R: 0 E: 0 K: 2 S: 12	R: 0 E: 0 K: 1 S: 13	R: 0 E: 0 K: 1 S: 7
	H: 1 LOB: 0 BB: 0 P: 18	H: 0 LOB: 0 BB: 0 P: 11	H: 0 LOB: 0 BB: 0 P: 16	H: 1 LOB: 1 BB: 0 P: 14	H: 0 LOB: 0 BB: 0 P: 7	H: 2 LOB: 2 BB: 2 P: 29	H: 1 LOB: 1 BB: 0 P: 20	H: 2 LOB: 3 BB: 1 P: 25	H: 0 LOB: 1 BB: 1 P: 14

	1B: 5	SF: 1	WP: 0	PA: 39
	2B: 1	SAC: 1	PB: 0	
	3B: 0	DP: 0	SB: 1	
	HR: 1	HBP: 1	CS: 0	

PITCHER		IP	WLS	BF	H	R	ER	SO	BB	IBB	HBP	BLK	WP	HR	S	P	ERA	WHIP
38 Kyle Kendrick, R ERA: 3.98	(1, 1)	5.1		23	4	4	4	4	2	0	1	0	0	1	60	89	6.75	1.125
63 Jake Diekman, L ERA: 4.74	(6, 1)	1.2		6	1	0	0	2	0	0	0	0	0	0	16	26	0.00	0.600
37 Mike Adams, R ERA: 4.7	(8, 1)	1.0	W	6	2	0	0	1	1	0	0	0	0	0	13	25	0.00	3.000
58 Jonathan Papelbon, R ERA: 1.76	(9, 1)	1.0	S	4	0	0	0	1	1	0	0	0	0	0	7	14	0.00	1.000

PITCHER	IP	WLS	BF	H	R	ER	SO	BB	IBB	HBP	BLK	WP	HR	S	P	ERA	WHIP

Batter	1	2	3	4	5	6	7	8	9	10	11	AB	R	H	RBI	BB	SO	LOB
19 Tony Gwynn Jr., L (1, 8) OBP: 0.295, SLG: 0.226	B FF 87 X FF 88 1-0 P6		B FF 87 C FF 88 B SI 88 F SI 89 S CU 76 2-3 K	B SI 88 C CU 74 C SI 89 D CU 76 X FF 90 2-2 L8			B FF 90 C FC 89 X FC 89 1-1 B3		X FF 94 0-0 P6		B FF 97 C FF 97 X FF 98 1-1 G4-3	6	0	0	0	0	1	2
11 Jimmy Rollins, S (1, 6) OBP: 0.370, SLG: 0.441	C FF 88 X FF 87 0-1 26 G4-3 2B		B FF 89 F CH 82 F FC 87 F CU 78 F CU 77 F FF 88 S CU 77 1-3 K		C FF 87 B FC 86 B FF 89 B CU 74 F FF 89 X FC 87 3-2 F8		C FF 90 B CU 72 B FF 91 C SL 80 B FF 92 B FC 89 4-2 BB		B FF 95 B FS 80 B FF 94 B FF 93 4-0 26 3B BB		B SI 97 B FF 97 B SI 97 B FF 96 4-0 26 HBP BB	3	1	1	0	3	1	0
26 Chase Utley, L (1, 4) OBP: 0.396, SLG: 0.549	F FC 86 B CU 72 X CU 74 1-1 G4-3 2-3		C SI 89 F FC 88 B FF 89 F CU 74 B CU 76 C CU 75 2-3 K		C FC 87 B SI 89 X SI 88 1-1 G4-3		1 SAFE X SI 90 0-0 F7		1 SAFE C FF 94 B FS 82 1 SAFE B FF 93 C FS 81 1 SAFE F FS 82 F FF 94 2-2 X FS 82 1-H 3B		B SI 89 H SI 90 2-0 1-2 HBP	5	0	1	1	0	1	2
6 Ryan Howard, L (1, 3) OBP: 0.322, SLG: 0.460 59 Antonio Bastardo, R (9, 1) 27 Roberto Hernandez, R (9, 1) 17 Reid Brignac, L (10, 5)	B FF 89 X FF 90 1-0 F8			C SI 87 X FF 87 0-1 3 2B 9 FC3 1B	S FF 88 F FF 89 B FF 89 C SI 89 1-3 K		B FC 90 B FC 89 F SI 91 1 SAFE B FC 88 S FF 92 S FF 92 3-3 K		B FF 94 B FF 93 B FS 82 I IN 71 4-0 IBB		S SI 90 F SI 89 X SL 83 0-2 G3	4 0 0 1	1 0 0 0	1 0 0 0	0 0 0 0	1 0 0 0	2 0 0 0	2 0 0 2
3 Marlon Byrd, R (1, 9) OBP: 0.358, SLG: 0.507		B FF 87 B CH 80 B FF 89 C FF 88 F FF 89 X FF 91 3-2 9 G4-6-3 1B	B CU 72 B FC 86 X SI 88 2-0 9 FC3 1-3 21 G6-3 2B		B FF 88 B FF 89 B FF 90 F FF 90 F CU 75 F FF 90 T FC 88 3-2 K		B CU 71 F FF 91 B SI 90 S FF 91 F SL 82 F FC 90 B SL 76 B FF 93 4-2 9 G4-6-3 BB	S FF 95 F FF 94 F FF 95 B FS 83 S FF 95 1-3 K			4	1	2	0	1	2	2
9 Domonic Brown, L (1, 7) OBP: 0.284, SLG: 0.287		X FF 88 0-0 G4-6-3 1-2f	C CU 75 X CU 76 0-1 FC3 35 SH1-4 21 G6-3 2-3 3-H		B CU 73 C FC 87 F FC 88 X FF 89 1-2 G5-3		X SI 90 0-0 G4-6-3 1-2f			X SI 95 0-0 G4-3		5	0	0	1	0	0	3
21 Wil Nieves, R (1, 2) OBP: 0.321, SLG: 0.407		B SI 88 X FF 87 1-0 25 2B 2B	X SI 88 0-0 G6-3 1-2 3-H		B SI 88 C CU 73 S FF 89 X FF 88 1-2 25 1B 1B		B CU 76 C SL 81 B CU 74 B SL 81 H SI 90 4-1 25 S HBP			C SI 96 B SL 84 S SL 86 C SL 86 2-3 K		4	1	2	1	0	1	1
25 Cody Asche, L (1, 5) OBP: 0.330, SLG: 0.400 52 Jeff Manship, R (10, 1)		B CU 72 C FF 88 B CU 73 C FC 88 X FC 88 2-2 2-H 2B	B CU 73 B FC 87 C SI 89 B CU 74 B SI 88 4-1 35 SH1-4 BB		B SI 88 C SI 87 X FC 88 1-1 1-2 1B		C FF 91 F FC 90 B FF 91 S SL 81 1-3 K 1-2			B SI 97 X SI 97 1-0 G3-1		4 0	0 0	2 0	1 0	1 0	1 0	1 0
35 Cole Hamels, L (1, 1) OBP: 0.143, SLG: 0.143 43 Mario Hollands, L (8, 1) 2 Ben Revere, L (9, PH) OBP: 0.293, SLG: 0.308 15 John Mayberry Jr., R (9, 3) OBP: 0.286, SLG: 0.276		B FF 89 C FC 87 F SI 88 S CU 76 1-3 K	X CU 72 0-0 SH1-4 1-2 2-3		X CU 74 0-0 G3				C FF 93 C FS 94 F FF 94 X FF 93 0-2 G4-3		B SI 95 B SI 96 X FF 96 2-0 G5-3	2 0 1 1	0 0 0 0	0 0 0 0	0 0 0 0	0 0 0 0	1 0 0 0	3 0 0 0
Inning Stats	R: 0 E: 0 K: 0 S: 6 H: 1 LOB: 1 BB: 0 P: 9	R: 1 E: 0 K: 1 S: 11 H: 3 LOB: 1 BB: 0 P: 18	R: 0 E: 0 K: 3 S: 13 H: 0 LOB: 0 BB: 0 P: 18	R: 2 E: 0 K: 0 S: 11 H: 2 LOB: 2 BB: 1 P: 19	R: 0 E: 0 K: 1 S: 8 H: 0 LOB: 0 BB: 0 P: 13	R: 0 E: 0 K: 1 S: 14 H: 2 LOB: 2 BB: 0 P: 20	R: 0 E: 0 K: 1 S: 8 H: 0 LOB: 1 BB: 1 P: 16	R: 0 E: 0 K: 1 S: 9 H: 0 LOB: 1 BB: 1 P: 18	R: 1 E: 0 K: 1 S: 14 H: 1 LOB: 2 BB: 2 P: 25	R: 0 E: 0 K: 1 S: 5 H: 0 LOB: 0 BB: 0 P: 8	R: 0 E: 0 K: 0 S: 6 H: 0 LOB: 2 BB: 1 P: 15	1B: 4 2B: 4 3B: 1 HR: 0 SF: 0 SAC: 1 DP: 2 HBP: 2	WP: 0 PB: 0 SB: 1 CS: 0 PA: 49					

PITCHER	IP	WLS	BF	H	R	ER	SO	BB	IBB	HBP	BLK	WP	HR	S	P	ERA	WHIP
49 Jonathon Niese, L (1, 1) ERA: 2.17	6.0		27	8	3	3	6	1	0	0	0	0	0	63	97	4.50	1.500
16 Daisuke Matsuzaka, R (7, 1) ERA: 2.63	2.0		8	0	0	0	2	2	0	1	0	0	0	17	34	0.00	1.000
47 Jose Valverde, R (9, 1) ERA: 4.11	1.0		6	1	1	1	1	1	1	0	0	0	0	14	25	9.00	2.000
27 Jeurys Familia, R (10, 1) ERA: 3.12	1.2		6	0	0	0	1	1	0	0	0	0	0	8	18	0.00	0.600
56 Scott Rice, L (11, 1) ERA: 6.0	0.1	W	2	0	0	0	0	0	0	1	0	0	0	3	5	0.00	0.000

PITCHER	IP	WLS	BF	H	R	ER	SO	BB	IBB	HBP	BLK	WP	HR	S	P	ERA	WHIP

TOP

Philadelphia Phillies @ New York Mets

Citi Field, Flushing, NY

Sun May 11 2014, 1:10 PM - 5:32 PM EDT

Att. 28,926 - Sunny - 74 F

livebaseballscorecards.com

AB	40
R	4
H	9
RBI	4
BB	6
SO	10
LOB	18

Philadelphia Phillies @ New York Mets

Citi Field, Flushing, NY

Sun May 11 2014, 1:10 PM - 5:32 PM EDT

Att. 28,926 - Sunny - 74 F

livebaseballscorecards.com

Batter	1	2	3	4	5	6	7	8	9	10	11	AB	R	H	RBI	BB	SO	LOB
22 Eric Young Jr., S (1, 7) OBP: 0.325, SLG: 0.290	C FF 91 B FF 92 S CH 83 X FF 92 1-2 28 E 5 1B 28 S 1B		B FF 90 X FF 91 1-0 ① B1-3	C CH 84 L CH 84 B FF 91 B CU 77 F FF 92 X CH 85 2-2 ③ FC5-4 1-2f			B CH 87 B FF 90 C FF 89 F FF 89 F FF 91 B CH 83 F CH 83 X CH 83 3-2 ① G5-3		C FF 92 C FF 92 X SL 84 0-2 28 HR 2B	F FF 93 B SI 94 F CU 82 X CU 85 1-2 28 S 1B		6	2	3	0	0	0	3
28 Daniel Murphy, L (1, 4) OBP: 0.367, SLG: 0.455	C FF 91 1 SAFE B FF 91 D FC 89 F FF 93 D CU 79 B FC 88 4-2 5 1B 1-3 BB		C CU 76 B FF 92 X FF 92 1-1 2B		B FC 86 C FF 90 B FF 90 X FF 90 2-1 ① G5-3		B FF 90 B FF 92 X FF 90 2-0 2B		B SL 85 B FF 92 D FF 92 C FF 92 X FF 92 3-1 2-H HR	1 SAFE B SI 93 D SI 92 1 SAFE 1 SAFE B SI 91 I IN 80 4-0 5 FC6 1-2 IBB		4	1	3	2	2	0	0
5 David Wright, R (1, 5) OBP: 0.337, SLG: 0.388	D FF 92 X CH 83 1-0 29 G1-3 1-3 3-H 1B		B FF 91 F FF 91 C FF 93 X FF 92 1-2 ② F9		X FF 91 0-0 ② F9		B CH 83 B FF 90 F CH 83 C FF 92 B FF 92 F FF 93 C FF 91 3-3 ② K		C FF 92 F SL 84 F FF 92 B SL 85 S SL 85 1-3 ① K	C CU 84 S CU 84 B CU 85 B SI 93 X FF 93 2-2 ③ FC6 1-2f		6	0	1	1	0	2	4
1 Chris Young, R (1, 9) OBP: 0.305, SLG: 0.378	B FF 92 C FF 92 S FC 89 S FF 92 1-3 ① K		B CH 84 C FF 93 F FF 91 F SI 92 C FF 91 1-3 ③ K		B FF 90 F FF 90 S CH 84 X CH 84 1-2 ③ F7		B FF 91 B CH 83 S CH 83 X FF 92 2-1 ③ F8		F FF 93 X SL 84 0-1 53 1B 12 G6-3 2B		C SI 93 S CU 85 X CU 81 0-2 20 1B 45 SH1-4 11 1B 1B	6	2	2	0	0	2	4
29 Eric Campbell, R (1, 3) OBP: 0.333, SLG: 0.250 53 Bobby Abreu, L (9, PH) OBP: 0.238, SLG: 0.474 27 Jeurys Familia, R (10, 1) 56 Scott Rice, L (11, 1) 45 Zack Wheeler, L (11, PH)	B FF 92 S CH 84 X CH 84 1-1 ② G1-3 1-2			C FF 91 X FF 91 0-1 ① 11 BB 12 1B 1B		B FF 91 C CH 82 S CH 83 B CH 84 B CH 84 F CH 83 B CH 84 4-2 11 2B BB		B FF 94 F FF 93 B SL 81 X FF 94 2-1 ① L7	C SI 90 B CH 82 X CH 82 1-1 12 G6-3 2-3 1B		B FF 89 X FF 90 1-0 ① SH1-4 1-2	3 1 0 0 0	0 0 0 0 0	1 1 0 0 0	0 0 0 0 0	1 0 0 0 0	0 0 0 0 0	2 0 0 0 0
12 Juan Lagares, R (1, 8) OBP: 0.347, SLG: 0.441	C FF 92 B FC 90 F CH 84 S FF 93 1-3 ③ K			D CH 82 X FF 90 1-0 11 BB 1-2 1B		C FF 91 S CH 83 S CH 84 0-3 ① K		B FF 95 B FF 95 C FF 94 X FF 93 2-1 ② G6-3	F SI 89 B SI 89 D SL 84 X SI 88 2-1 ② G6-3 1-2 3-H		I IN 82 I IN 84 I IN 85 I IN 83 4-0 11 1B 20 1B IBB	5	0	1	1	1	2	4
20 Anthony Recker, R (1, 2) OBP: 0.289, SLG: 0.429				F FF 92 F FF 92 F FF 92 B FF 93 C CU 79 1-3 ① K			B FF 92 B FF 92 B FF 91 X FF 91 3-0 ① F7		S CH 84 C FF 93 C CH 84 F CH 83 F FF 92 S FF 91 0-3 ② K		C CU 83 B SI 92 B SI 92 X SI 92 2-1 11 1B 1-2 2-3 1B	6	0	2	0	0	3	4
11 Rubén Tejada, R (1, 6) OBP: 0.320, SLG: 0.230				F FF 93 F FF 93 B FF 94 F CU 80 B CH 85 F FF 94 X FF 94 3-2 ② G4-3			B FF 91 F FF 91 S FF 91 B CU 79 B FF 91 4-2 22 FC5-4 1-2 2-3 BB		B CH 83 B FF 90 X FF 91 2-0 1-3 2B		X SI 93 0-0 ① G6-3	4	0	2	1	2	0	0
49 Jonathon Niese, L (1, 1) 3 Curtis Granderson, L (6, PH) OBP: 0.297, SLG: 0.298 16 Daisuke Matsuzaka, R (7, 1) 15 Travis d'Arnaud, R (8, PH) OBP: 0.279, SLG: 0.298 47 Jose Valverde, R (9, 1) 21 Lucas Duda, L (10, 3) OBP: 0.345, SLG: 0.412				C FF 93 C FF 93 C FF 92 0-3 ③ K			C FF 91 B FC 88 B FF 92 F FF 92 C FC 88 2-3 ② K		F FC 88 B FF 91 S FC 88 S FC 89 1-3 ③ K		X SI 93 C SI 94 X SI 89 0-1 ② F9	2 1 0 1 0 1	0 0 0 0 0 0	0 0 0 0 0 0	0 0 0 0 0 0	0 1 0 0 0 0	2 0 0 1 0 0	3 2 0 2 0 0
Inning Stats	R: 1 E: 0 K: 2 S: 14 H: 2 LOB: 2 BB: 1 P: 23	R: 0 E: 0 K: 2 S: 12 H: 0 LOB: 0 BB: 0 P: 16	R: 0 E: 0 K: 1 S: 10 H: 1 LOB: 1 BB: 0 P: 14	R: 0 E: 0 K: 1 S: 14 H: 2 LOB: 3 BB: 1 P: 26	R: 0 E: 0 K: 0 S: 6 H: 0 LOB: 0 BB: 0 P: 9	R: 0 E: 0 K: 3 S: 16 H: 1 LOB: 2 BB: 1 P: 23	R: 0 E: 0 K: 1 S: 12 H: 1 LOB: 1 BB: 0 P: 22	R: 0 E: 0 K: 1 S: 12 H: 1 LOB: 2 BB: 1 P: 24	R: 3 E: 0 K: 2 S: 18 H: 4 LOB: 1 BB: 0 P: 26	R: 0 E: 0 K: 0 S: 9 H: 1 LOB: 2 BB: 1 P: 16	R: 1 E: 0 K: 0 S: 7 H: 3 LOB: 3 BB: 1 P: 14	1B: 10 2B: 5 3B: 0 HR: 1	SF: 0 SAC: 1 DP: 0 HBP: 0		WP: 0 PB: 0 SB: 2 CS: 0	PA: 53		

PITCHER		IP	WLS	BF	H	R	ER	SO	BB	IBB	HBP	BLK	WP	HR	S	P	ERA	WHIP
35 Cole Hamels, L (1, 1) ERA: 5.32		7.0		31	7	1	1	10	3	0	0	0	0	0	84	133	1.29	1.429
43 Mario Hollands, L (8, 1) ERA: 4.5		1.0	H	5	1	0	0	1	1	0	0	0	0	0	12	24	0.00	2.000
59 Antonio Bastardo, L (9, 1) ERA: 5.4		0.1	H	4	3	3	3	1	0	0	0	0	0	1	11	15	81.00	9.000
27 Roberto Hernandez, R (9, 1) ERA: 4.08		0.2	B	3	1	0	0	1	0	0	0	0	0	0	7	11	0.00	1.500
52 Jeff Manship, R (10, 1) ERA: 5.4		1.1	L	10	4	1	1	0	0	2	0	0	0	0	16	30	6.75	3.000

PITCHER	IP	WLS	BF	H	R	ER	SO	BB	IBB	HBP	BLK	WP	HR	S	P	ERA	WHIP

BOTTOM	
AB	46
R	5
H	16
RBI	5
BB	6
SO	13
LOB	28

Batter	1	2	3	4	5	6	7	8	9	AB	R	H	RBI	BB	SO	LOB
7 Collin Cowgill, R (1, 9) OBP: 0.422, SLG: 0.447	C SI 90 C SI 90 B SI 90 X FC 86 1-2 ① F9		C SI 90 D CU 74 C SI 89 C SI 89 1-3 ③ K			C SI 90 X CH 84 0-1 5 E 17 E 2B	F SI 90 B FC 88 B CH 85 B CH 84 X FF 89 3-1 27 E 1B		B SI 96 B SI 96 B SI 96 C SI 96 C SI 96 B SI 97 4-2 BB	4	1	2	0	1	1	1
27 Mike Trout, R (1, 8) OBP: 0.354, SLG: 0.513	C SI 90 B CH 85 C FF 90 X SI 90 1-2 ② G6-3			C SI 90 B SI 90 B SI 90 X SI 90 2-1 47 FC3-6 1B		B CU 75 C CH 83 B FC 86 B FC 86 F SI 91 S FF 91 3-3 ① K	C CH 81 X CH 83 0-1 FC5 1-2		B SI 96 X SI 95 1-0 ② F9	5	0	1	0	0	1	3
5 Albert Pujols, R (1, 3) OBP: 0.327, SLG: 0.513	B SI 90 B CH 83 B SI 91 X SI 89 3-0 ③ G6-3			C SI 90 D CU 76 X FF 90 1-1 ① F8		F FF 90 X SI 90 0-1 E5 17 E 47 BB 10 SF9 2-3	C SL 79 F FC 85 S CH 84 0-3 ② K		B SL 84 B SI 96 X SI 96 2-0 ③ L6	5	1	0	0	0	1	5
47 Howie Kendrick, R (1, 4) OBP: 0.386, SLG: 0.437		B FF 88 C FF 88 F SI 88 B CH 84 B SI 90 X FF 90 3-2 ① L8		B SI 89 B FF 89 X CH 82 2-0 ② FC3-6 1-2f		F FC 86 B SI 90 D CU 74 F SI 91 B SI 90 B SI 91 4-2 10 SF9 17 E 13 2B BB 1-2	F CH 82 B CH 84 S SL 80 B SI 90 S CH 83 2-3 ③ K			3	1	0	0	1	1	3
17 Chris Iannetta, R (1, 2) OBP: 0.370, SLG: 0.400		C SI 90 B CH 84 C FF 90 B SI 91 B FC 86 F FF 90 X SI 91 3-2 ② L8		B CH 81 X FF 89 1-0 ③ L8		C FC 86 C SI 90 F SI 91 X CU 74 0-2 E5 13 2B 1-2 2-3 3-H		S CU 78 B SI 88 X SL 86 1-1 10 FC5-4 1B		4	1	1	0	0	0	3
10 Grant Green, R (1, 7) OBP: 0.360, SLG: 0.391		C SI 89 X SI 90 0-1 ③ L9			C SI 89 X CH 83 0-1 1B	F FC 86 B FC 86 C SI 90 B SI 90 X FF 90 2-2 ② SF9 2-3 3-H		C SI 88 X SI 88 0-1 ① FC5-4 8 S 1-2f		3	0	1	1	0	0	1
13 Luis Jimenez, R (1, 5) OBP: 0.200, SLG: 0.300			C CH 82 B FF 88 F FF 89 C SI 90 1-3 ① K		B SI 89 X CH 82 1-0 ① P5	B CU 73 B CU 74 B FF 89 X FF 87 3-0 1-H 3-H 2B		1 SAFE X SL 85 0-0 ② P4		4	0	1	2	0	1	2
8 John McDonald, R (1, 6) OBP: 0.345, SLG: 0.308			C SI 89 C SI 90 X SI 91 0-2 52 SH2-4 1B		C FC 86 B SI 90 1 SAFE C SI 90 X SI 90 1-2 ② F9	S CH 82 F FF 89 S CH 84 0-3 ③ K		B SL 84 1 SAFE C SL 83 B SL 83 C SI 88 X SI 89 2-2 ③ L3 1-2		4	0	1	0	0	1	3
52 Matt Shoemaker, R (1, 1) 58 Michael Kohn, R (6, 1) 19 Efren Navarro, L (7, PH) OBP: 0.545, SLG: 0.778 59 Fernando Salas, R (7, 1) 38 Joe Smith, R (8, 1) 20 C.J. Cron, R (9, PH) OBP: 0.400, SLG: 0.690 49 Ernesto Frieri, R (9, 1)			X SI 90 0-0 ② SH2-4 1-2		F SI 90 C SI 89 B SI 90 C SI 91 1-3 ③ K		B FC 85 C SI 90 C SI 90 X SI 91 1-2 ① L3		B SI 96 B SL 84 C SI 97 S SI 96 X SL 85 2-2 ① G5-3	1 0 1 0 0 1 0	0 0 0 0 0 0 0	0 0 0 0 0 0 0	0 0 0 0 0 0 0	0 0 0 0 0 0 0	1 0 0 0 0 0 0	1 0 0 0 0 0 0
Inning Stats	R: 0 E: 0 K: 0 S: 7 H: 0 LOB: 0 BB: 0 P: 12	R: 0 E: 0 K: 0 S: 9 H: 0 LOB: 0 BB: 0 P: 15	R: 0 E: 0 K: 2 S: 10 H: 1 LOB: 1 BB: 0 P: 12	R: 0 E: 0 K: 0 S: 6 H: 1 LOB: 1 BB: 0 P: 12	R: 0 E: 0 K: 1 S: 9 H: 1 LOB: 1 BB: 0 P: 12	R: 4 E: 2 K: 2 S: 20 H: 2 LOB: 1 BB: 1 P: 32	R: 0 E: 1 K: 2 S: 13 H: 1 LOB: 2 BB: 0 P: 19	R: 0 E: 0 K: 0 S: 8 H: 1 LOB: 1 BB: 0 P: 11	R: 0 E: 0 K: 0 S: 7 H: 0 LOB: 1 BB: 1 P: 16	1B: 5 2B: 2 3B: 0 HR: 0 SF: 1 SAC: 1 DP: 0 HBP: 0						

PITCHER		IP	WLS	BF	H	R	ER	SO	BB	IBB	HBP	BLK	WP	HR	S	P	ERA	WHIP
33 Cliff Lee, L ERA: 3.23	(1, 1)	7.0	L	31	6	4	0	7	1	0	0	0	0	0	74	114	0.00	1.000
37 Mike Adams, R ERA: 4.15	(8, 1)	1.0		4	1	0	0	0	0	0	0	0	0	0	8	11	0.00	1.000
63 Jake Diekman, L ERA: 4.5	(9, 1)	1.0		4	0	0	0	0	1	0	0	0	0	0	7	16	0.00	1.000

PITCHER	IP	WLS	BF	H	R	ER	SO	BB	IBB	HBP	BLK	WP	HR	S	P	ERA	WHIP

TOP

Los Angeles Angels @ Philadelphia Phillies

Citizens Bank Park, Philadelphia, PA

Tue May 13 2014, 7:08 PM - 9:56 PM EDT

Att. 41,959 - Partly Cloudy - 70 F

livebaseballscorecards.com

AB	35
R	4
H	7
RBI	3
BB	2
SO	7
LOB	22

WP: 0 PA: 39
PB: 0
SB: 1
CS: 0

Los Angeles Angels @ Philadelphia Phillies

Citizens Bank Park, Philadelphia, PA

Tue May 13 2014, 7:08 PM - 9:56 PM EDT

Att. 41,959 - Partly Cloudy - 70 F

livebaseballscorecards.com

BOTTOM

Batter	1	2	3	4	5	6	7	8	9	AB	R	H	RBI	BB	SO	LOB
2 Ben Revere, L (1, 8) OBP: 0.292, SLG: 0.306	B FF 91 X FF 92 1-0 ① P6			C SI 90 B KC 77 B FF 91 C KC 76 B CH 85 F FF 92 X SL 83 3-2 26 3B 1B	C CH 83 B SI 91 T SI 91 1 SAFE X CH 84 1-2 ③ FC4-6 1-2f		1 SAFE C FF 91 X CH 86 0-1 ③ G4-3		B FF 94 S FF 94 F SI 94 B SL 82 B SI 96 T SI 96 3-2 ① K	4	1	1	0	0	0	2
11 Jimmy Rollins, S (1, 6) OBP: 0.360, SLG: 0.427	B SI 92 C SI 93 C KC 79 S SL 83 1-3 ② K			1 SAFE 1 SAFE B FF 90 C SI 91 1 SAFE F KC 77 S CH 86 1-3 ① K		C FF 94 X SL 83 0-1 ① L3		C SI 88 C FF 90 F FF 90 C SL 80 0-3 ① K		4	0	0	0	0	3	1
26 Chase Utley, L (1, 4) OBP: 0.399, SLG: 0.559	C SI 92 X SI 92 0-1 ③ F8			B SI 90 1 SAFE X SI 90 1-0 1-H 6 1B 3B		B FF 95 B FF 94 C FF 94 H CH 86 3-1 3 L5 6 BB HBP		F SI 89 B FF 90 X FF 90 1-1 ② P6		3	1	1	1	0	0	0
6 Ryan Howard, L (1, 3) OBP: 0.327, SLG: 0.457		X FF 91 0-0 ① F8		D KC 77 X SI 90 1-0 3-H 1B		C FF 94 B FF 94 B FF 95 B FF 95 B FF 94 4-1 1-2 BB		B FF 90 X FF 90 1-0 ③ F9		3	0	1	1	1	0	0
3 Marlon Byrd, R (1, 9) OBP: 0.349, SLG: 0.493		C SI 91 X KC 77 0-1 ② G5-3		S SL 81 X FF 91 0-1 ② F9		C SL 81 B FF 93 B SL 81 F FF 95 X SL 82 2-2 ②③ L5 2-2			B FF 94 S FF 94 F SI 94 B SL 82 B SI 96 T SI 96 3-2 ① K	4	0	0	0	0	1	3
9 Domonic Brown, L (1, 7) OBP: 0.290, SLG: 0.303	B SI 91 B SI 91 B KC 77 X SI 91 3-0 ③ F9			B KC 77 D CH 83 C SL 80 C SI 91 X CH 84 2-2 ③ F9			C FF 91 B KC 84 B FF 91 S CH 84 F CH 87 B FF 92 F FF 92 X CH 87 3-2 51 SF9 3B		B SI 95 S FF 95 C FF 94 B SI 94 B SI 95 B SI 93 4-2 51 G4-6-3 BB	3	1	1	0	1	0	1
51 Carlos Ruiz, R (1, 2) OBP: 0.386, SLG: 0.415		B FF 91 B FF 91 X FF 92 2-0 ① P6			C KC 74 B SI 89 B SL 81 B FF 90 4-1 2 FC4-6 BB		C FF 92 B FF 92 C FF 92 X FF 92 1-2 ① SF9 3-H		C FF 94 F SI 94 B SI 94 X SL 84 1-2 ②③ G4-6-3 1-2f	2	0	0	1	1	0	1
25 Cody Asche, L (1, 5) OBP: 0.321, SLG: 0.387		X SI 93 0-0 ② G3			X SI 90 0-0 ① L9		B CH 86 S CH 86 B CH 87 F FF 91 X CH 87 2-2 ② G3			3	0	0	0	0	0	1
33 Cliff Lee, L (1, 1) 16 César Hernández, S (7, PH) OBP: 0.267, SLG: 0.286 37 Mike Adams, R (8, 1) 63 Jake Diekman, R (9, 1)		B SI 91 C SI 92 X FF 92 1-1 ③ G6-3			L SL 80 F SI 90 M CH 84 0-3 ② K		F FF 92 X CH 87 0-1 E4			2 1 0 0	0 0 0 0	0 0 0 0	0 0 0 0	0 0 0 0	1 0 0 0	1 0 0 0
Inning Stats	R: 0 H: 0 E: 0 LOB: 0 K: 1 BB: 0 S: 6 P: 8	R: 0 H: 0 E: 0 LOB: 0 K: 0 BB: 0 S: 4 P: 7	R: 0 H: 0 E: 0 LOB: 0 K: 0 BB: 0 S: 4 P: 7	R: 2 H: 3 E: 0 LOB: 1 K: 1 BB: 0 S: 14 P: 22	R: 0 H: 0 E: 0 LOB: 1 K: 1 BB: 1 S: 8 P: 13	R: 0 H: 0 E: 0 LOB: 1 K: 0 BB: 1 S: 7 P: 16	R: 1 H: 1 E: 1 LOB: 1 K: 0 BB: 0 S: 15 P: 21	R: 0 H: 0 E: 0 LOB: 0 K: 1 BB: 0 S: 7 P: 9	R: 0 H: 0 E: 0 LOB: 0 K: 1 BB: 1 S: 8 P: 16	1B: 2 SF: 1 2B: 1 SAC: 0 3B: 2 DP: 2 HR: 0 HBP: 1						WP: 0 PA: 34 PB: 0 SB: 0 CS: 0

	AB	29
	R	3
	H	4
	RBI	3
	BB	3
	SO	5
	LOB	10

PITCHER		IP	WLS	BF	H	R	ER	SO	BB	IBB	HBP	BLK	WP	HR	S	P	ERA	WHIP
52 Matt Shoemaker, R ERA: 3.86	(1, 1)	5.0	W	19	3	2	2	3	1	0	0	0	0	0	36	57	3.60	0.800
58 Michael Kohn, R ERA: 0.93	(6, 1)	1.0	H	4	0	0	0	0	1	0	1	0	0	0	7	16	0.00	1.000
59 Fernando Salas, R ERA: 3.6	(7, 1)	1.0	H	5	1	1	1	0	0	0	0	0	0	0	15	21	9.00	1.000
38 Joe Smith, R ERA: 2.81	(8, 1)	1.0	H	3	0	0	0	1	0	0	0	0	0	0	7	9	0.00	0.000
49 Ernesto Frieri, R ERA: 5.51	(9, 1)	1.0	S	3	0	0	0	1	1	0	0	0	0	0	8	16	0.00	1.000

PITCHER	IP	WLS	BF	H	R	ER	SO	BB	IBB	HBP	BLK	WP	HR	S	P	ERA	WHIP

Batter	1	2	3	4	5	6	7	8	9	AB	R	H	RBI	BB	SO	LOB
19 Efren Navarro, L (1, 9) (7, 7) OBP: 0.438, SLG: 0.571	C SI 93 B KC 81 C KC 81 B SI 92 F SI 92 X KC 82 2-2 ① G1-3	D CH 88 B SI 92 B SI 92 C SI 92 C SI 92 X SI 92 3-2 1-3 2-H 1B		C KC 80 B CH 85 X KC 80 1-1 ② G1-3		B SI 92 X SI 93 1-0 ③ G6-3			B FF 91 C SL 83 X FF 91 1-1 ① F7	5	0	1	1	0	0	0
27 Mike Trout, R (1, 8) OBP: 0.356, SLG: 0.519	F FF 92 S KC 84 B SI 93 F KC 83 B KC 85 S KC 83 2-3 ② K	X SI 92 0-0 ③ L8		B SI 92 B KC 83 B FF 91 C SI 92 B SI 92 4-1 5 S BB			C CU 77 B SL 86 F CH 82 F SL 86 F SI 90 B SI 91 B CU 79 X SI 91 3-2 3B		B SL 84 B FF 92 B SL 82 C FF 91 F CH 86 F FF 92 S SL 83 3-3 ② K	4	0	1	0	1	2	2
5 Albert Pujols, R (1, 3) OBP: 0.330, SLG: 0.516	B KC 83 C SI 92 X SI 92 1-1 28 1B 2B	B SI 91 S KC 81 F KC 81 B KC 84 B KC 84 F KC 84 F SI 91 F KC 84 X SI 92 3-2 28 BB 2 2B 1B	1 SAFE S KC 83 C SI 92 D KC 83 F KC 83 X SI 92 1-2 ③ G6-3 1-2				C SI 90 F SI 90 B CU 78 S CU 79 1-3 ① K		B FF 92 B SL 82 B SL 83 X FF 91 3-0 ③ F7	5	2	2	0	0	1	2
28 Raul Ibanez, L (1, 7) OBP: 0.264, SLG: 0.272 7 Collin Cowgill, R (7, 9) OBP: 0.422, SLG: 0.447	S SI 93 B KC 82 C KC 82 X SI 92 1-2 2 S 2-H 1B	D KC 81 D CH 87 B SI 91 B SI 92 4-0 2 2B 1-2 BB	C CH 88 B CH 88 B CH 86 B SI 91 F FF 90 B KC 82 4-2 2 BB BB				C CU 78 F SL 86 S CU 79 0-3 ② K			2	0	1	1	2	1	1
										0	0	0	0	0	0	0
2 Erick Aybar, S (1, 6) OBP: 0.306, SLG: 0.426	C SI 92 C KC 82 B KC 83 F KC 83 B KC 82 B SI 92 F SI 93 S KC 84 3-3 ③ K 1-2	X SI 90 0-0 13 G5-3 1-3 2-H 2B	B KC 80 1 SAFE B SI 90 F SI 91 B SI 91 B SI 91 4-1 10 G5-4-3 1-2 BB				B SI 91 S CU 78 B SI 91 C SL 84 B CH 82 B SL 85 4-2 16 S BB			2	0	1	1	2	1	1
16 Hank Conger, L (1, 2) OBP: 0.373, SLG: 0.556		B KC 80 C SI 91 S CH 87 X KC 82 1-2 10 19 1B 1B	S KC 83 B SI 92 B SI 92 D KC 84 C KC 82 F KC 83 D KC 85 4-2 BB		B SI 90 C KC 80 B KC 80 F FF 92 C SI 92 2-3 ① K		C CU 76 1 SAFE S CU 78 B CU 78 X FF 91 1-2 ③ P6 1-2			3	1	1	0	1	1	4
10 Grant Green, R (1, 4) OBP: 0.345, SLG: 0.370 49 Ernesto Frieri, R (8, 1) 38 Joe Smith, R (9, 1)		C SI 93 X SI 93 0-1 19 1B 1-2 1B	C SI 92 S KC 82 F KC 83 F SI 92 C SI 92 0-3 ① K		S KC 81 C SI 91 B KC 82 X KC 82 1-2 ②③ G5-4-3 1-2f			L FF 94 C FC 90 B SL 83 B FF 94 F FF 94 F FF 93 X SL 83 2-2 ① F9		4	0	1	0	0	1	5
										0	0	0	0	0	0	0
										0	0	0	0	0	0	0
13 Luis Jimenez, R (1, 5) OBP: 0.143, SLG: 0.214		C KC 82 B KC 84 F SI 92 S SI 91 1-3 ① K	B SI 92 B SI 92 X SI 92 2-0 ②③ G5-3 2-3f			C SI 92 S CU 82 B SI 92 B CU 85 B FF 92 F SI 92 S SI 92 3-3 ① K		S CH 85 C FF 91 X FF 95 0-2 ② L5	4	0	0	0	0	2	5
Garrett Richards, R (1, 1) 8 John McDonald, R (8, PH) (8, 4) OBP: 0.333, SLG: 0.296		C KC 80 S KC 81 B KC 83 B SI 92 M SI 92 2-3 ② K	B FF 89 X FF 90 1-0 ① G6-3			S SI 92 X SI 92 0-1 ② G3		C CH 84 X CH 85 0-1 ③ P4	3	0	0	0	0	1	2
									1	0	0	0	0	0	0
Inning Stats	R: 1 E: 0 K: 2 S: 18 H: 2 LOB: 1 BB: 0 P: 27	R: 1 E: 0 K: 2 S: 15 H: 3 LOB: 2 BB: 0 P: 22	R: 1 E: 0 K: 1 S: 16 H: 2 LOB: 2 BB: 2 P: 29	R: 0 E: 0 K: 0 S: 8 H: 0 LOB: 1 BB: 1 P: 15	R: 0 E: 0 K: 1 S: 9 H: 0 LOB: 1 BB: 2 P: 20	R: 0 E: 0 K: 1 S: 7 H: 0 LOB: 0 BB: 0 P: 11	R: 0 E: 0 K: 2 S: 16 H: 1 LOB: 2 BB: 1 P: 25	R: 0 E: 0 K: 0 S: 10 H: 0 LOB: 0 BB: 0 P: 12	R: 0 E: 0 K: 1 S: 7 H: 0 LOB: 0 BB: 0 P: 14	1B: 5 2B: 2 3B: 1 HR: 0 SF: 0 SAC: 0 DP: 2 HBP: 0						

PITCHER		IP	WLS	BF	H	R	ER	SO	BB	IBB	HBP	BLK	WP	HR	S	P	ERA	WHIP
34 A.J. Burnett, R ERA: 3.13	(1, 1)	5.0	L	25	7	3	3	6	5	0	0	0	0	0	66	113	5.40	2.400
52 Jeff Manship, R ERA: 4.91	(6, 1)	1.0		3	0	0	0	1	0	0	0	0	0	0	7	11	0.00	0.000
37 Mike Adams, R ERA: 3.72	(7, 1)	1.0		5	1	0	0	2	1	0	0	0	0	0	16	25	0.00	2.000
43 Mario Hollands, L ERA: 4.2	(8, 1)	1.0		3	0	0	0	0	0	0	0	0	0	0	10	12	0.00	0.000
59 Antonio Bastardo, L ERA: 5.09	(9, 1)	1.0		3	0	0	0	1	0	0	0	0	0	0	7	14	0.00	0.000

PITCHER	IP	WLS	BF	H	R	ER	SO	BB	IBB	HBP	BLK	WP	HR	S	P	ERA	WHIP

TOP

Los Angeles Angels @ Philadelphia Phillies
Citizens Bank Park, Philadelphia, PA
Wed May 14 2014, 1:10 PM - 4:16 PM EDT
Att. 33,308 - Cloudy - 67 F

livebaseballscorecards.com

AB	33
R	3
H	8
RBI	3
BB	6
SO	10
LOB	22

Los Angeles Angels @ Philadelphia Phillies

Citizens Bank Park, Philadelphia, PA

Wed May 14 2014, 1:10 PM - 4:16 PM EDT

Att. 33,308 - Cloudy - 67 F

BOTTOM

Batter	1	2	3	4	5	6	7	8	9	AB	R	H	RBI	BB	SO	LOB
2 Ben Revere, L (1, 8) OBP: 0.284, SLG: 0.297	B FF 95 C SI 95 B SL 87 X SI 96 2-1 ① G1-3		C SI 96 X FF 97 0-1 ③ G4-3			X SI 96 0-0 ① B5-3		C SI 94 B SI 94 X SI 94 1-1 ① G6-3		4	0	0	0	0	0	0
11 Jimmy Rollins, S (1, 6) OBP: 0.357, SLG: 0.422	B FF 97 F SI 96 C SI 96 X CU 79 1-2 ② G6-3			C SL 88 S CU 80 B SI 96 B SI 97 X SI 97 2-2 ① G6-3		B SI 96 S SL 86 B SI 95 X SI 96 2-1 26 2B 1B		B SI 95 X SI 94 1-0 ② G3		4	0	1	0	0	0	0
26 Chase Utley, L (1, 4) OBP: 0.401, SLG: 0.571	C FF 96 C SI 97 B SI 96 X SL 88 1-2 2B			B SI 97 B SI 97 X SI 97 2-0 ② G4-3		B SI 95 X SI 96 1-0 1-3 2B		C SI 94 C SL 81 S SI 95 0-3 ③ K		4	0	2	0	0	1	0
6 Ryan Howard, L (1, 3) OBP: 0.325, SLG: 0.451	C SL 85 B SI 96 S SI 95 S SL 86 1-3 ③ K2-3			S SI 96 B SI 96 C SL 86 X FF 96 1-2 3 WP 1B		B SL 85 C SL 85 B SI 96 S SL 86 S SL 86 2-3 ② K			B SI 88 B SL 79 X FF 88 2-0 ① F8	4	0	1	0	0	2	3
3 Marlon Byrd, R (1, 9) OBP: 0.340, SLG: 0.479		B FF 96 C SL 85 F SI 97 F SI 97 X SL 87 1-2 ① P3		S SL 87 F FF 96 D SL 87 B CU 79 F FF 96 B SI 96 S SL 88 3-3 K 1-2		B SL 87 C SL 86 F SI 96 F SL 86 X SI 96 1-2 ③ P5			X SI 88 0-0 ② F9	4	0	0	0	0	1	3
9 Domonic Brown, L (1, 7) OBP: 0.282, SLG: 0.294		B SI 97 C SL 87 X SI 97 1-1 ② G4-3		D SL 86 C SL 86 B SI 96 S SI 96 F SI 96 S SL 87 2-3 ③ K			B SL 86 S SL 86 B SL 84 X SI 95 2-1 ① F7		C SI 88 C SL 80 F FF 90 F FF 90 F SL 81 F FF 90 T FF 90 0-2 ③ K	4	0	0	0	0	2	2
51 Carlos Ruiz, R (1, 2) OBP: 0.385, SLG: 0.413		X FF 96 0-0 ③ F8			B FF 96 C SI 95 B SI 96 C SL 87 S SI 96 2-3 ① K		C SI 95 X SL 87 0-1 25 G5-3 25 WP 1B			3	0	1	0	0	1	0
25 Cody Asche, L (1, 5) OBP: 0.312, SLG: 0.375			B SL 87 C SL 86 S SI 94 F CU 79 B SI 96 X SI 96 2-2 ① G3		F SI 96 C CH 87 B SI 95 C CU 76 1-3 ② K		B SI 95 F SL 86 B SI 96 X SI 94 2-1 ② G5-3 1-3			3	0	0	0	0	1	1
34 A.J. Burnett, R (1, 1) OBP: 0.250, SLG: 0.250 19 Tony Gwynn Jr., L (5, PH) OBP: 0.290, SLG: 0.222 52 Jeff Manship, R (6, 1) 37 Mike Adams, R (7, 1) 17 Reid Brignac, L (7, PH) 43 Mario Hollands, L (8, 1) 59 Antonio Bastardo, R (9, 1)			C FF 96 B SI 96 C FF 96 B SL 89 S FF 97 2-3 ② K		B SI 95 C SI 95 S SL 85 X FF 94 1-2 ③ G4-3		C SL 85 S SI 96 S CU 77 0-3 ③ K2-3			1 0 0 0 0 1 0 1 0 0 0 0 0 0 0 0 0 0 0 0 0 0 0 0 0 0 0 0 1 0 0 0 0 1 1 0 0 0 0 0 0 0 0 0 0 0 0 0 0						
Inning Stats	R: 0 E: 0 K: 1 S: 11 H: 1 LOB: 1 BB: 0 P: 16	R: 0 E: 0 K: 0 S: 7 H: 0 LOB: 0 BB: 0 P: 9	R: 0 E: 0 K: 1 S: 9 H: 0 LOB: 0 BB: 0 P: 13	R: 0 E: 0 K: 2 S: 15 H: 1 LOB: 2 BB: 0 P: 25	R: 0 E: 0 K: 2 S: 9 H: 0 LOB: 0 BB: 0 P: 13	R: 0 E: 0 K: 1 S: 11 H: 2 LOB: 2 BB: 0 P: 17	R: 0 E: 0 K: 1 S: 9 H: 1 LOB: 1 BB: 0 P: 13	R: 0 E: 0 K: 1 S: 6 H: 0 LOB: 0 BB: 0 P: 8	R: 0 E: 0 K: 1 S: 9 H: 0 LOB: 0 BB: 0 P: 11	1B: 3 2B: 2 3B: 0 HR: 0	SF: 0 SAC: 0 DP: 0 HBP: 0				WP: 2 PB: 0 SB: 0 CS: 0	PA: 33	

livebaseballscorecards.com

AB	33
R	0
H	5
RBI	0
BB	0
SO	10
LOB	10

PITCHER		IP	WLS	BF	H	R	ER	SO	BB	IBB	HBP	BLK	WP	HR	S	P	ERA	WHIP
Garrett Richards, R ERA: 2.42	(1, 1)	7.0	W	27	5	0	0	8	0	0	0	0	2	0	71	106	0.00	0.714
49 Ernesto Frieri, R ERA: 5.19	(8, 1)	1.0	H	3	0	0	0	1	0	0	0	0	0	0	6	8	0.00	0.000
38 Joe Smith, R ERA: 2.65	(9, 1)	1.0	S	3	0	0	0	1	0	0	0	0	0	0	9	11	0.00	0.000

PITCHER	IP	WLS	BF	H	R	ER	SO	BB	IBB	HBP	BLK	WP	HR	S	P	ERA	WHIP

Cincinnati Reds @ Philadelphia Phillies

Citizens Bank Park, Philadelphia, PA

Fri May 16 2014, 7:09 PM - 9:55 PM EDT

Att. 27,316 - Cloudy - 64 F

livebaseballscorecards.com

Batter	1	2	3	4	5	6	7	8	9	AB	R	H	RBI	BB	SO	LOB
6 Billy Hamilton, S (1, 8) OBP: 0.298, SLG: 0.371	L SI 88 F SI 88 B SI 89 B SI 89 X SI 90 2-2 4 F8 25 1B 39 HR 1B		B SI 87 S FC 86 B CH 80 L SI 88 S SI 89 2-3 ① K			M CH 79 B SL 77 B CH 81 X SI 89 2-1 ① L7		B FF 91 L FF 92 F FF 92 S FF 92 1-3 ② K		4	1	1	0	0	2	0
25 Skip Schumaker, L (1, 9) OBP: 0.286, SLG: 0.364	1 SAFE B SI 89 1 SAFE 1 SAFE C SI 89 1 SAFE S CH 81 F SI 90 B FC 86 2-2 1 SAFE 1 SAFE X CH 81 1-2 39 HR 1B		B CH 80 X SI 88 1-0 ② G4-3			C SI 90 B SI 90 F SL 77 B FC 88 F SI 91 X SL 80 2-2 ② L8		S SL 86 B FF 91 B FF 92 B FF 91 C FF 92 C SL 85 3-3 ③ K		4	1	1	0	0	1	0
4 Brandon Phillips, R (1, 4) OBP: 0.309, SLG: 0.420	B SI 90 F SI 90 X SI 90 1-1 ① F8 2-3		C SL 76 X CH 79 0-1 ③ G3			B SI 91 X SI 90 1-0 1B			B SL 83 S SI 89 F SI 89 X SI 89 1-2 2B	4	0	2	0	0	0	2
21 Todd Frazier, R (1, 5) OBP: 0.338, SLG: 0.490	C SI 89 B SI 89 X FC 87 1-1 ② P4			B SL 76 C SI 88 F FC 85 B SI 90 F SL 79 X CH 81 2-2 ① F9		F FC 87 D FC 88 X SI 91 1-1 ③ L8			B CH 81 F SI 90 C SI 90 D SI 91 X CH 82 2-2 ① G5-3	4	0	0	0	0	0	4
39 Devin Mesoraco, R (1, 2) OBP: 0.509, SLG: 0.820	C SL 77 B SI 91 B CH 82 X FC 88 2-1 1-H 3-H HR			C SI 90 B SI 90 S SL 78 B SI 90 B SL 77 C SI 91 3-3 ② K			B CH 79 B CH 79 S FC 86 B SL 78 S SI 89 B SI 90 4-2 BB		C SI 90 B SI 90 C SI 91 S SI 91 1-3 ② K	3	1	1	3	1	2	1
48 Ryan Ludwick, R (1, 7) OBP: 0.333, SLG: 0.355 50 Neftali Soto, R (9, 3) OBP: 0.111, SLG: 0.176	B SI 89 X SI 88 1-0 ③ G6-3			C SI 90 B SI 90 B SL 77 S CH 81 C SL 77 2-3 ③ K			F FC 86 1 SAFE F SI 90 F CH 83 B SI 91 B SI 92 X SI 91 2-2 ① P3		D CH 84 C CH 83 B SI 90 B SI 91 D SI 90 4-1 BB	3 0	0 0	0 0	0 0	1 0	1 0	1 0
29 Brayan Peña, S (1, 3) OBP: 0.299, SLG: 0.439 54 Aroldis Chapman, L (9, 1)		X SI 86 0-0 ① G4-3			C SI 89 B CH 81 X FC 87 1-1 ① P3		B SL 80 B SI 91 C FC 88 F FC 89 X SI 91 2-2 ② L7		B SI 90 X SL 83 1-0 ③ L3	4 0	0 0	0 0	0 0	0 0	0 0	3 0
2 Zack Cozart, R (1, 6) OBP: 0.239, SLG: 0.281		C SI 87 B SI 86 F SI 87 F FC 85 F SI 89 B SI 89 X CH 80 2-2 ② F7			B SL 76 C FC 86 T SI 89 B SI 89 F SI 90 S SI 91 2-3 ② K		C SI 91 X SI 91 0-1 ③ P3			3	0	0	0	0	1	1
31 Alfredo Simon, R (1, 1) OBP: 0.063, SLG: 0.063 43 Manny Parra, L (8, 1) 28 Chris Heisey, R (9, 7) OBP: 0.291, SLG: 0.316		C SI 88 X SI 88 0-1 ③ G3			C SI 89 B SL 77 S SI 90 S SI 90 1-3 ③ K			B FF 91 C FF 91 T FF 92 F SL 84 S FF 91 1-3 ① K		3 0 0	0 0 0	0 0 0	0 0 0	0 0 0	2 0 0	0 0 0
Inning Stats	R: 3 H: 3 E: 0 LOB: 0 K: 0 BB: 0 S: 14 P: 23	R: 0 H: 0 E: 0 LOB: 0 K: 0 BB: 0 S: 8 P: 10	R: 0 H: 0 E: 0 LOB: 0 K: 1 BB: 0 S: 6 P: 9	R: 0 H: 0 E: 0 LOB: 0 K: 2 BB: 0 S: 10 P: 17	R: 0 H: 0 E: 0 LOB: 0 K: 2 BB: 0 S: 9 P: 13	R: 0 H: 1 E: 0 LOB: 1 K: 0 BB: 0 S: 9 P: 15	R: 0 H: 0 E: 0 LOB: 1 K: 0 BB: 1 S: 11 P: 19	R: 0 H: 0 E: 0 LOB: 0 K: 3 BB: 0 S: 10 P: 15	R: 0 H: 1 E: 0 LOB: 2 K: 1 BB: 1 S: 11 P: 20	1B: 3 SF: 0 2B: 1 SAC: 0 3B: 0 DP: 0 HR: 1 HBP: 0						

PITCHER		IP	WLS	BF	H	R	ER	SO	BB	IBB	HBP	BLK	WP	HR	S	P	ERA	WHIP
38 Kyle Kendrick, R ERA: 3.96	(1, 1)	7.0	L	26	4	3	3	5	1	0	0	0	0	1	67	106	3.86	0.714
59 Antonio Bastardo, L ERA: 4.82	(8, 1)	1.0		3	0	0	0	3	0	0	0	0	0	0	10	15	0.00	0.000
27 Roberto Hernandez, R ERA: 3.98	(9, 1)	1.0		5	1	0	0	1	1	0	0	0	0	0	11	20	0.00	2.000

PITCHER	IP	WLS	BF	H	R	ER	SO	BB	IBB	HBP	BLK	WP	HR	S	P	ERA	WHIP

TOP	
AB	32
R	3
H	5
RBI	3
BB	2
SO	9
LOB	12

WP: 0 PA: 34
PB: 0
SB: 0
CS: 0

Batter	1	2	3	4	5	6	7	8	9	AB	R	H	RBI	BB	SO	LOB
11 Jimmy Rollins, S (1, 6) OBP: 0.354, SLG: 0.413	C SI 95 C SI 94 B SI 94 B FS 86 F FS 86 S SI 94 2-3 K		B FS 87 B SI 94 F SI 95 F FS 86 B FC 89 F SI 95 B SI 95 4-2 51 1B BB		B FS 87 F FS 83 X FS 84 1-1 G3 2-3			C FS 84 S FS 87 F FS 87 F FS 86 B FS 85 B FS 81 B X FF 94 3-2 F9		3	0	0	0	1	1	1
51 Carlos Ruiz, R (1, 2) OBP: 0.388, SLG: 0.411	B FF 95 C FS 88 S SI 94 H SI 94 2-2 6 FC4-6 26 1B HBP		B FS 87 1 SAFE 1 SAFE B FC 88 F FF 94 1 SAFE X SI 93 2-1 1-3 1B		C SI 95 C CU 78 S FC 89 0-3 K			X FF 94 0-0 L8		3	0	1	0	0	1	1
26 Chase Utley, L (1, 4) OBP: 0.404, SLG: 0.569	C SI 94 B SI 95 X SI 93 1-1 6 FC4-6 1-2 1B		C CU 78 F SI 94 S FS 89 0-3 K			B SI 93 X SI 93 1-0 F8		C SI 94 F FC 88 B CU 79 X FS 87 1-2 1B		4	0	2	0	0	1	2
6 Ryan Howard, L (1, 3) OBP: 0.317, SLG: 0.439	S FF 94 B FS 86 B FS 86 X SI 95 2-1 FC4-6 1-2f 2-3		F FC 87 S FS 86 S FS 82 0-3 K			S SI 94 C FC 87 X CU 78 0-2 L7		B FF 93 S SL 83 F SL 83 B FF 93 S SL 85 2-3 K		4	0	0	0	0	2	5
3 Marlon Byrd, R (1, 9) OBP: 0.331, SLG: 0.467	B FF 89 C FC 87 F SI 94 B FC 90 S FC 89 2-3 K			C FS 86 F FF 95 X FS 86 0-2 P6		C SI 93 B FC 85 S FS 84 B SI 93 B CU 77 X FC 87 3-2 F9			X FF 99 0-0 L5	4	0	0	0	0	1	2
9 Domonic Brown, L (1, 7) OBP: 0.275, SLG: 0.286		C SI 95 B SI 95 X SI 95 1-1 F9		C CU 77 S FS 86 F FS 84 X EP 70 0-2 G1-3			S CU 75 B CU 75 F SI 93 F FS 86 F FS 85 F EP 66 X FS 84 1-2 G3-1		C FF 101 C FF 102 F FF 102 F FF 101 F SL 90 S SL 89 0-3 K	4	0	0	0	0	1	0
15 John Mayberry Jr., R (1, 8) OBP: 0.282, SLG: 0.250		X FC 89 0-0 G5-3		C CU 76 C SI 94 B CU 76 B FS 87 S FS 87 2-3 K			C FC 86 B CU 80 X FS 87 1-1 P5		B FF 100 B FF 100 B SL 89 B FF 99 4-0 25 E BB	3	0	0	0	1	1	0
25 Cody Asche, L (1, 5) OBP: 0.327, SLG: 0.400		C SI 95 C CU 78 T CU 77 0-2 K			F FS 85 X CU 77 0-1 11 G3 2B		X SI 94 0-0 19 FC4-6 1B		C FF 99 X FF 100 0-1 E8 1-3 1B	4	0	3	0	0	1	0
38 Kyle Kendrick, R (1, 1) OBP: 0.063, SLG: 0.063 19 Tony Gwynn Jr., L (7, PH) OBP: 0.286, SLG: 0.218 59 Antonio Bastardo, R (8, 1) 27 Roberto Hernandez, R (9, 1) 16 César Hernández, S (9, PH) OBP: 0.250, SLG: 0.267			B FF 94 C FF 94 X FC 86 1-1 G6-3		B FF 94 S FC 87 L SI 94 L FC 88 1-3 K		B SI 94 X SI 93 1-0 FC4-6 1-2f		B FF 100 F FF 99 S SL 88 F FF 101 S FF 101 1-3 K	2 1 0 0 1	0 0 0 0 0	0 0 0 0 0	0 0 0 0 0	0 0 0 0 0	1 0 0 0 1	1 1 0 0 2
Inning Stats	R: 0 E: 0 K: 2 S: 13 H: 1 LOB: 2 BB: 0 P: 22	R: 0 E: 0 K: 1 S: 6 H: 0 LOB: 0 BB: 0 P: 7	R: 0 E: 0 K: 2 S: 13 H: 1 LOB: 2 BB: 1 P: 20	R: 0 E: 0 K: 1 S: 10 H: 0 LOB: 0 BB: 0 P: 12	R: 0 E: 0 K: 2 S: 10 H: 1 LOB: 1 BB: 0 P: 12	R: 0 E: 0 K: 0 S: 7 H: 0 LOB: 0 BB: 0 P: 11	R: 0 E: 0 K: 0 S: 10 H: 1 LOB: 1 BB: 0 P: 13	R: 0 E: 0 K: 1 S: 12 H: 1 LOB: 1 BB: 0 P: 18	R: 0 E: 1 K: 2 S: 13 H: 1 LOB: 2 BB: 1 P: 18	1B: 5 2B: 1 3B: 0 HR: 0 SF: 0 SAC: 0 DP: 0 HBP: 1						

PITCHER	IP	WLS	BF	H	R	ER	SO	BB	IBB	HBP	BLK	WP	HR	S	P	ERA	WHIP
31 Alfredo Simon, R (1, 1) ERA: 2.45	7.2	W	30	5	0	0	8	1	0	1	0	0	0	78	110	0.00	0.783
43 Manny Parra, L (8, 1) ERA: 3.95	0.1	H	1	0	0	0	1	0	0	0	0	0	0	3	5	0.00	0.000
54 Aroldis Chapman, L (9, 1) ERA: 3.0	1.0	S	5	1	0	0	2	1	0	0	0	0	0	13	18	0.00	2.000

PITCHER	IP	WLS	BF	H	R	ER	SO	BB	IBB	HBP	BLK	WP	HR	S	P	ERA	WHIP

BOTTOM

Cincinnati Reds @ Philadelphia Phillies

Citizens Bank Park, Philadelphia, PA

Fri May 16 2014, 7:09 PM - 9:55 PM EDT

Att. 27,316 - Cloudy - 64 F

livebaseballscorecards.com

AB	33
R	0
H	6
RBI	0
BB	2
SO	11
LOB	15

Batter	1	2	3	4	5	6	7	8	9	AB	R	H	RBI	BB	SO	LOB
6 Billy Hamilton, S (1, 8) OBP: 0.289, SLG: 0.358	C FF 92 C FF 94 F FF 94 B FF 93 C CU 79 1-3 ① K	B FF 92 X CH 84 1-0 ③ G5-3			C FF 92 X FC 90 0-1 ② G5-3			C SI 97 B SI 95 C SI 96 B SI 98 X SL 85 2-2 ② P1		4	0	0	0	0	1	1
2 Zack Cozart, R (1, 6) OBP: 0.239, SLG: 0.288	C FF 92 B CU 79 X FF 92 1-1 21 1B 48 FC4-6 2B		C FF 90 F FC 89 S FF 92 0-3 ① K		B FF 92 B FF 92 C FF 92 X FC 88 2-1 ③ P3			B SI 97 F SI 97 F SL 87 X SI 96 1-2 ③ F8		4	1	1	0	0	1	0
4 Brandon Phillips, R (1, 4) OBP: 0.310, SLG: 0.415 7 Ramon Santiago, S (8, 5) OBP: 0.276, SLG: 0.231	C FF 92 S CH 85 B FF 93 B FF 93 B FF 94 D CH 86 4-2 48 FC4-6 21 1B BB		C FF 91 C FF 92 S CU 78 0-3 ② K			F FC 89 X FF 90 0-1 ① G5-3			B FF 89 X FF 90 1-0 ① P6	2 1	0 0	0 0	0 0	1 0	1 0	0 0
21 Todd Frazier, R (1, 5) OBP: 0.337, SLG: 0.486 28 Chris Heisey, R (8, 9) OBP: 0.287, SLG: 0.313	B FC 89 C CH 86 S CH 84 X CH 85 1-2 48 FC4-6 1B 1-2 2-3		S CH 85 S FF 93 S FF 93 0-3 ③ K			S FF 92 B CU 78 F FC 89 B CH 86 S FF 92 2-3 ② K			X FF 90 0-0 ② P2	3 1	0 0	1 0	0 0	0 0	2 0	0 0
48 Ryan Ludwick, R (1, 7) OBP: 0.331, SLG: 0.345	C FF 93 X FF 93 0-1 ② FC4-6 1-2f 2-3 3-H			C CH 82 B CU 77 B CU 76 X FF 92 2-1 ① F9		B FF 92 T FF 93 F FF 92 F CH 86 C FF 92 1-3 ③ K			B FF 90 B FF 90 B FF 90 C FF 89 B FF 90 4-1 BB	3	0	0	1	1	1	2
25 Skip Schumaker, L (1, 9) OBP: 0.256, SLG: 0.324 (8, 4)	B FF 90 C FF 92 X FF 92 1-1 ③ G1-3			B FF 91 C FF 92 X FF 92 1-1 ② F7			B FF 92 X FC 88 1-0 ① G4-3		C FF 91 B FS 84 F FF 91 F FF 91 D FS 85 X FS 86 2-2 ③ F9	4	0	0	0	0	0	3
50 Neftali Soto, R (1, 3) OBP: 0.143, SLG: 0.200 63 Sam LeCure, R (7, 1)		F FF 92 B FF 92 T CH 84 S FF 91 1-3 ① K		S CH 84 B FC 89 B FF 92 X CH 84 2-1 16 FC6-4 1B			F FF 93 F FC 90 C FF 91 0-3 ② K			3 0	0 0	1 0	0 0	0 0	2 0	0 0
16 Tucker Barnhart, L (1, 2) OBP: 0.138, SLG: 0.214		F FF 92 C FF 93 C FF 93 0-3 ② K		X FF 92 0-0 ③ FC6-4 1-2f			X FC 89 0-0 ③ G5-3			3	0	0	0	0	1	1
34 Homer Bailey, R (1, 1) OBP: 0.267, SLG: 0.214 Logan Ondrusek, R (4, 1) 60 J.J. Hoover, R (6, 1) 45 Sean Marshall, L (7, 1) 29 Brayan Peña, S (7, 3) OBP: 0.295, SLG: 0.434		B FF 91 B FF 93 C FF 92 B FF 91 F FF 92 D CH 85 4-2 BB			B FF 90 C FF 90 S FF 90 B FF 91 B FF 91 F FF 90 T FF 91 3-2 ① K			B SI 97 X SI 96 1-0 ① F8		0 1 0 0 1	0 0 0 0 0	0 0 0 0 0	0 0 0 0 0	1 0 0 0 0	0 1 0 0 0	0 0 0 0 0
Inning Stats	R: 1 E: 0 K: 1 S: 15 H: 2 LOB: 2 BB: 1 P: 23	R: 0 E: 0 K: 2 S: 9 H: 0 LOB: 1 BB: 1 P: 15	R: 0 E: 0 K: 3 S: 9 H: 0 LOB: 0 BB: 0 P: 9	R: 0 E: 0 K: 0 S: 7 H: 1 LOB: 1 BB: 0 P: 12	R: 0 E: 0 K: 1 S: 8 H: 0 LOB: 0 BB: 0 P: 13	R: 0 E: 0 K: 2 S: 9 H: 0 LOB: 0 BB: 0 P: 12	R: 0 E: 0 K: 1 S: 5 H: 0 LOB: 0 BB: 0 P: 6	R: 0 E: 0 K: 0 S: 7 H: 0 LOB: 0 BB: 0 P: 11	R: 0 E: 0 K: 0 S: 7 H: 0 LOB: 1 BB: 1 P: 14	1B: 2 2B: 1 3B: 0 HR: 0	SF: 0 SAC: 0 DP: 0 HBP: 0			WP: 0 PB: 0 SB: 0 CS: 0	PA: 33		

PITCHER		IP	WLS	BF	H	R	ER	SO	BB	IBB	HBP	BLK	WP	HR	S	P	ERA	WHIP
35 Cole Hamels, L ERA: 4.4	(1, 1)	7.0	W	26	3	1	1	10	2	0	0	0	0	0	62	90	1.29	0.714
63 Jake Diekman, L ERA: 4.29	(8, 1)	1.0		3	0	0	0	0	0	0	0	0	0	0	7	11	0.00	0.000
58 Jonathan Papelbon, R ERA: 1.65	(9, 1)	1.0		4	0	0	0	0	1	0	0	0	0	0	7	14	0.00	1.000

PITCHER	IP	WLS	BF	H	R	ER	SO	BB	IBB	HBP	BLK	WP	HR	S	P	ERA	WHIP

TOP

Cincinnati Reds @ Philadelphia Phillies

Citizens Bank Park, Philadelphia, PA

Sat May 17 2014, 7:08 PM - 10:00 PM EDT

Att. 30,075 - Partly Cloudy - 71 F

livebaseballscorecards.com

AB	30
R	1
H	3
RBI	1
BB	3
SO	10
LOB	7

BOTTOM

Cincinnati Reds @ Philadelphia Phillies

Citizens Bank Park, Philadelphia, PA

Sat May 17 2014, 7:08 PM - 10:00 PM EDT

Att. 30,075 - Partly Cloudy - 71 F

livebaseballscorecards.com

Batter	1	2	3	4	5	6	7	8	9	AB	R	H	RBI	BB	SO	LOB
11 Jimmy Rollins, S (1, 6) OBP: 0.352, SLG: 0.408 17 Reid Brignac, L (7, PH) (8, 6)	C SI 93 C SI 93 B FF 94 B CH 87 F SI 94 B SL 84 X FF 95 3-2 6 F7 51 1B 1B		X SI 93 0-0 ① F8	D KC 79 C SI 94 C FF 94 D SL 86 F FF 93 F KC 79 D CH 86 F FF 93 S FF 94 3-3 ② K		C CU 76 X FF 94 0-1 ③ F9	S SI 89 B KC 75 F KC 74 F SI 88 F KC 75 S CH 81 1-3 ③ K			4 0 1 0 0 1 1 1 0 0 0 0 1 1						
51 Carlos Ruiz, R (1, 2) OBP: 0.396, SLG: 0.414	C SI 92 B KC 78 B SI 94 F SL 83 X SI 94 2-2 1-2 1B		C FF 94 F FF 95 B SL 85 F SL 84 F FF 96 B SI 96 B SI 95 X FF 95 3-2 ② G6-3	X KC 78 0-0 26 WP 26 1B 2-H 1B			C SI 88 H SL 85 1-1 6 BB 26 BB 3 FC1-2 HBP	F SI 88 B KC 74 B SL 80 C SI 89 X KC 74 2-2 ① G5-3		4 1 2 1 0 0 0						
26 Chase Utley, L (1, 4) OBP: 0.406, SLG: 0.565 16 César Hernández, S (8, 4) OBP: 0.294, SLG: 0.500	B SI 93 S SI 92 F SI 92 X FF 94 1-2 ① F6		B KC 80 B SI 94 B KC 78 C SI 95 C SI 94 X SI 94 3-2 ③ G4-3	B CH 83 D FF 95 F SI 94 X FF 94 2-1 1-H 1B			B SI 89 B SL 84 B SL 84 D SI 89 4-0 3 FC1-2 6 BB 25 1B 1-2 BB	S CH 81 B CH 82 B SI 87 F SI 87 F SI 86 B SI 87 X SI 87 3-2 HR		3 1 1 1 1 0 2 1 1 1 1 0 0 0						
6 Ryan Howard, L (1, 3) OBP: 0.320, SLG: 0.430	C SI 93 D CH 86 X SI 93 1-1 ② F7 2-3			B SI 90 B FF 94 B SI 94 F SI 95 F SI 95 B KC 79 4-2 3 2B 25 2B BB B FF 94 D FC 92 S FF 96 S FF 96 S CH 82 2-3 ③ K			C SL 85 S CU 74 B CU 73 B FF 90 D CU 74 F SL 83 D SL 83 4-2 25 1B 3 FC1-2 9 2B 1-2 2-3 BB	B SI 90 C FF 88 X CH 81 1-1 ② G3		3 2 0 0 2 1 3						
3 Marlon Byrd, R (1, 9) OBP: 0.333, SLG: 0.471	X SL 84 0-0 ③ G5-3			C FF 94 X SL 84 0-1 ① 25 2B 1-3 2B	B FF 92 B FF 94 X FF 93 2-0 ① G5-3		X SI 89 0-0 ① FC1-2 25 1B 9 2B 1-2 2-3 3-Hf	B FF 90 F KC 74 X KC 75 1-1 25 BB 1B		5 2 2 0 0 0 5						
25 Cody Asche, L (1, 5) OBP: 0.339, SLG: 0.413		B KC 78 C SI 94 S KC 79 B FF 95 X FF 95 2-2 ① G6-3		C KC 80 S KC 80 F FF 95 X SI 94 0-2 9 HR 2-H 3-H 2B	C CH 84 B SI 94 S CH 84 X CH 83 1-2 ② G3-1		C SL 82 X SI 89 0-1 9 2B 1-2 2-3 3-H 1B	B KC 72 C KC 73 C CH 81 D KC 75 D KC 76 B CH 79 4-2 1-2 BB		4 2 2 3 1 0 0						
9 Domonic Brown, L (1, 7) OBP: 0.278, SLG: 0.317		B FF 94 C FF 94 B SI 94 F FF 96 F KC 81 B FF 96 F SI 95 F FF 94 F SL 88 3-2 ② X SL 86 P5		B SI 94 B SI 91 B FF 94 X SI 93 3-0 2-H HR	B CH 83 B SI 94 B CH 83 F FF 95 X FF 95 3-1 ③ F8		C SL 83 B SL 80 X CU 74 1-1 15 PB 15 2B 1-H 2-H 3-H 2B	B FF 88 C SI 87 B CH 80 X CH 82 2-1 ③ G3		5 2 2 5 0 0 2						
19 Tony Gwynn Jr., L (1, 8) OBP: 0.299, SLG: 0.224		B FF 94 B CH 88 B SI 94 B FF 94 4-0 BB		C KC 79 S CH 87 B CH 87 X SI 95 1-2 35 SH5-4 51 1B 1B		B FF 92 B FF 94 X FF 92 2-0 ① F9	C FF 88 S SL 82 S CU 74 0-3 ② K			3 1 1 0 1 1 1						
35 Cole Hamels, L (1, 1) OBP: 0.111, SLG: 0.111 15 John Mayberry Jr., R (7, PH) OBP: 0.300, SLG: 0.303 63 Jake Diekman, R (8, 1) 58 Jonathan Papelbon, R (9, 1)		C FF 94 S SI 95 1 SAFE F FF 94 S FF 95 0-3 ③ K		L SI 92 B SI 91 X SI 92 1-1 SH5-4 1-2		S FF 93 S FF 92 S FF 94 0-3 ② K	B CU 74 C CU 74 B SI 88 C CU 73 F FF 88 B CU 75 X SL 82 3-2 2-H 2B			2 0 0 0 0 2 1 1 0 1 1 0 0 0 0 0 0 0 0 0 0 0 0 0 0 0 0 0						
Inning Stats	R: 0 E: 0 K: 0 S: 13 H: 2 LOB: 2 BB: 0 P: 20	R: 0 E: 0 K: 1 S: 14 H: 0 LOB: 1 BB: 1 P: 23	R: 0 E: 0 K: 0 S: 9 H: 0 LOB: 0 BB: 0 P: 15	R: 6 E: 0 K: 2 S: 27 H: 6 LOB: 1 BB: 1 P: 43	R: 0 E: 0 K: 0 S: 6 H: 0 LOB: 0 BB: 0 P: 12	R: 0 E: 0 K: 1 S: 6 H: 0 LOB: 0 BB: 0 P: 8	R: 5 E: 0 K: 2 S: 21 H: 3 LOB: 1 BB: 2 P: 35	R: 1 E: 0 K: 0 S: 15 H: 2 LOB: 2 BB: 1 P: 28		1B: 7 2B: 4 3B: 0 HR: 2 SF: 0 SAC: 1 DP: 0 HBP: 1						

AB	36
R	12
H	13
RBI	12
BB	5
SO	6
LOB	16

WP: 1 PA: 43
PB: 1
SB: 0
CS: 0

PITCHER		IP	WLS	BF	H	R	ER	SO	BB	IBB	HBP	BLK	WP	HR	S	P	ERA	WHIP
34 Homer Bailey, R ERA: 5.44	(1, 1)	3.2	L	20	7	6	6	2	2	0	0	0	0	1	58	92	14.73	2.455
Logan Ondrusek, R ERA: 5.56	(4, 1)	1.1		5	1	0	0	1	0	0	0	0	1	0	11	21	0.00	0.750
60 J.J. Hoover, R ERA: 8.56	(6, 1)	1.0		3	0	0	0	1	0	0	0	0	0	0	6	8	0.00	0.000
45 Sean Marshall, L ERA: 12.15	(7, 1)	0.2		8	3	5	5	1	2	0	1	0	0	0	16	29	67.50	7.500
63 Sam LeCure, R ERA: 1.53	(7, 1)	1.1		7	2	1	1	1	1	0	0	0	0	1	20	34	6.75	2.250

PITCHER	IP	WLS	BF	H	R	ER	SO	BB	IBB	HBP	BLK	WP	HR	S	P	ERA	WHIP

Batter	1	2	3	4	5	6	7	8	9	AB	R	H	RBI	BB	SO	LOB
6 Billy Hamilton, S (1, 8) OBP: 0.293, SLG: 0.360	B FF 90 X FF 90 1-0 4 S 28 BB 4 G6-3 1B	C FF 89 C FF 89 F SI 90 F CU 73 X FC 84 0-2 ③ F7			B CH 83 B SI 90 B SI 90 C SI 88 L SI 89 F SI 91 X SI 90 3-2 ① L8		F FF 90 C SI 89 X SI 90 0-2 4 FC6 1B 1-2		C FF 92 F FF 92 S FF 92 0-3 ① K	5	1	2	0	0	1	1
28 Chris Heisey, R (1, 9) OBP: 0.286, SLG: 0.301 43 Manny Parra, L (7, 1) 51 Jonathan Broxton, R (8, 1) 29 Brayan Peña, S (9, PH) OBP: 0.292, SLG: 0.429	D FF 89 B SI 88 B FF 88 D FF 88 4-0 4 S 39 2B BB 1-2	B SI 90 C SI 90 F SI 90 X SI 92 1-2 ① P3			S SI 90 B CH 84 S CH 84 F SI 91 X SI 90 1-2 ② P4		B SI 89 S CH 82 2 SAFE X FF 89 1-1 ① F8		X FF 92 0-0 ② L7	3 0 0 1	1 0 0 0	0 0 0 0	0 0 0 0	1 0 0 0	0 0 0 0	2 0 0 0
4 Brandon Phillips, R (1, 4) OBP: 0.312, SLG: 0.411	C FF 89 B FC 86 D CH 84 1 SAFE F FF 90 X FC 87 2-2 ① G6-3 1-2 2-H	B CH 84 B FF 91 S CH 85 B FF 91 C FF 89 C FF 90 3-3 ② K			F SI 91 B SI 91 F CH 84 B SI 91 B FC 87 F SI 90 X FF 91 3-2 1B		C FF 90 F FF 91 F CH 84 X FF 90 0-2 ② FC6 1-2f 2-3		B FF 92 B FF 92 S FF 92 F FF 92 F FF 92 B FF 92 F FF 92 F FF 92 B FF 92 4-2 21 DI BB	4	0	1	1	1	1	3
21 Todd Frazier, R (1, 5) OBP: 0.327, SLG: 0.470	F SI 90 S CH 84 B CH 82 X FC 86 1-2 ② G6-3	C CH 84 F CH 83 B FC 86 S FF 90 1-3 ③ K			C SI 90 B FC 87 X FF 90 1-1 ③ F9		B FF 90 X SI 90 1-0 ③ F8		S FF 93 B FF 93 D SL 84 S FF 92 F FF 92 F FF 92 B SL 85 S FF 93 3-3 ③ K 1-2	5	0	0	0	0	2	5
39 Devin Mesoraco, R (1, 2) OBP: 0.541, SLG: 0.870	X FC 86 0-0 2-H 2B			S FF 88 X FF 89 0-1 50 FC3-6 48 1B 1B		B CH 82 X CH 82 1-0 2B		C SI 91 C SL 87 B CU 80 F SI 91 B CU 79 X SL 87 2-2 48 FC6-4 1B		4	0	4	1	0	0	0
48 Ryan Ludwick, R (1, 7) OBP: 0.328, SLG: 0.342	C FF 90 S CH 84 F CH 83 F SI 89 F FF 89 C CU 73 0-3 ③ K			B FF 89 B FF 89 X FF 88 2-0 50 FC3-6 1-2 1B		B SI 89 B CH 83 X CH 82 2-0 ① G6-3		S SI 90 B SL 87 X SI 91 1-1 ① FC6-4 50 DI 50 E 1-2f		4	1	1	0	0	1	3
2 Zack Cozart, R (1, 6) OBP: 0.239, SLG: 0.287		B FF 89 C FF 89 B CH 82 B FF 89 T FF 88 F FF 90 F SI 89 F FF 90 X FC 86 3-2 52 SH1-4 1B		B SI 89 X CH 82 1-0 ① F9		C FF 91 F FF 90 F SI 90 X CH 84 0-2 ② F9		F SI 90 B CU 79 F SI 90 F SI 91 B SL 87 F SL 87 C SI 90 2-3 ② K		4	0	1	0	0	1	4
50 Neftali Soto, R (1, 3) OBP: 0.120, SLG: 0.167		B FF 89 B CH 83 F FF 88 B CH 80 X FF 87 3-1 ① F9		C CH 81 X SI 89 0-1 ② FC3-6 1-2f 2-3		C SI 90 F SI 90 F FC 87 X FF 90 0-2 ③ G4-3		B SI 90 F SI 90 B SI 91 C SI 91 X SI 92 2-2 E4 1-H		4	0	0	0	0	0	4
52 Tony Cingrani, L (1, 1) OBP: 0.167, SLG: 0.167 15 Roger Bernadina, L (7, PH) OBP: 0.298, SLG: 0.158 (7, 9)		X FF 89 0-0 ② SH1-4 1-2		C FF 88 X SI 89 0-1 ③ B5-3			C FF 89 B FC 86 C SI 90 X SI 90 1-2 4 FC6 6 1B 1B	B CH 82 X SI 90 1-0 ③ F7		1 2	0 0	0 1	0 0	0 0	0 0	2 1
Inning Stats	R: 2 E: 0 K: 1 S: 14 H: 2 LOB: 1 BB: 1 P: 22	R: 0 E: 0 K: 0 S: 14 H: 1 LOB: 1 BB: 0 P: 20	R: 0 E: 0 K: 2 S: 9 H: 0 LOB: 0 BB: 0 P: 14	R: 0 E: 0 K: 0 S: 8 H: 2 LOB: 2 BB: 0 P: 11	R: 0 E: 0 K: 0 S: 14 H: 1 LOB: 1 BB: 0 P: 22	R: 0 E: 0 K: 0 S: 10 H: 1 LOB: 1 BB: 0 P: 13	R: 0 E: 0 K: 0 S: 13 H: 2 LOB: 2 BB: 0 P: 16	R: 1 E: 1 K: 1 S: 15 H: 1 LOB: 1 BB: 0 P: 23	R: 0 E: 0 K: 2 S: 14 H: 0 LOB: 1 BB: 1 P: 21	1B: 8 2B: 2 3B: 0 HR: 0 SF: 0 SAC: 1 DP: 0 HBP: 0						WP: 0 PB: 0 SB: 2 CS: 0 PA: 40	

PITCHER		IP	WLS	BF	H	R	ER	SO	BB	IBB	HBP	BLK	WP	HR	S	P	ERA	WHIP
33 Cliff Lee, L ERA: 3.18	(1, 1)	6.2	W	30	9	2	2	3	1	0	0	0	0	0	81	116	2.70	1.500
37 Mike Adams, R ERA: 3.27	(7, 1)	1.1	H	6	1	1	0	1	0	0	0	0	0	0	16	25	0.00	0.750
59 Antonio Bastardo, L ERA: 4.58	(9, 1)	1.0		4	0	0	0	2	1	0	0	0	0	0	14	21	0.00	1.000

PITCHER	IP	WLS	BF	H	R	ER	SO	BB	IBB	HBP	BLK	WP	HR	S	P	ERA	WHIP

TOP

Cincinnati Reds @ Philadelphia Phillies

Citizens Bank Park, Philadelphia, PA

Sun May 18 2014, 1:38 PM - 4:40 PM EDT

Att. 36,096 - Partly Cloudy - 65 F

livebaseballscorecards.com

AB	37
R	3
H	10
RBI	2
BB	2
SO	6
LOB	25

Batter	1	2	3	4	5	6	7	8	9	AB	R	H	RBI	BB	SO	LOB
11 Jimmy Rollins, S (1, 6) OBP: 0.359, SLG: 0.428	C FF 92 B CH 86 C FF 92 B FF 92 F FF 93 X FF 92 2-2 HR		C FF 90 B FF 89 C FF 91 B FF 92 B FF 92 B FF 92 4-2 26 F8-5 21 1B BB		F FF 92 C CH 86 B FF 92 1 SAFE F SL 81 X SL 88 1-2 FC5 26 G3 21 SH1-4 1-2		B SL 84 B FF 91 B FF 91 C FF 93 B FF 91 4-1 6 3 1B BB	C SI 94 B CU 78 C CU 78 X SI 94 1-2 ③ F8		3	2	1	1	2	0	1
21 Wil Nieves, R (1, 2) OBP: 0.355, SLG: 0.533	C FF 92 S FF 92 X FF 93 0-2 HR		B FF 88 1 SAFE 1 SAFE 1 SAFE F CH 87 X CH 88 1-1 6 BB 1-2 1B		B FF 90 2 SAFE X FF 90 1-0 ① SH1-4 1-2 2-3		C FF 91 F FF 92 B FS 86 S FS 85 1-3 ① K			3	1	2	1	0	1	1
26 Chase Utley, L (1, 4) OBP: 0.396, SLG: 0.550	C FF 92 F SL 83 B FF 92 X SL 81 1-2 ① G4-3		B FF 90 X SL 80 1-0 ① ② F8-5 2-3		X FF 91 0-0 ② G3 2-3 3-H		C FF 94 S SL 84 S SL 83 0-3 ② K			4	0	0	1	0	1	4
6 Ryan Howard, L (1, 3) OBP: 0.324, SLG: 0.425	C FF 92 C SL 82 S FF 93 0-3 ② K		B FF 91 F FF 91 D SL 81 F FF 90 B FF 92 F FF 92 B FF 91 4-2 BB 1-2		X FF 90 0-0 ③ F8		S SL 83 B SL 83 C SL 82 B FF 93 F FF 94 B SL 80 B FF 92 4-2 3 1B 25 HR BB 1-2			2	1	0	0	2	1	1
3 Marlon Byrd, R (1, 9) OBP: 0.337, SLG: 0.491	C FF 94 C FF 93 S FF 93 0-3 ③ K		F FF 90 S FF 90 F FF 89 B FF 90 S SL 79 1-3 ③ K			C FF 89 X CH 86 0-1 HR	C FF 93 X FF 94 0-1 25 HR 1B 1-2 2-H			4	2	2	2	0	2	2
25 Cody Asche, L (1, 5) OBP: 0.344, SLG: 0.444		C FF 89 C SL 81 B FF 92 B SL 82 B SL 80 S FF 92 3-3 ① K		C FF 89 C SL 78 F FF 90 X SL 78 0-2 9 CS 1B		C CU 77 X FF 89 0-1 ① F9	C SL 83 B SL 80 X SL 81 1-1 1-H 2-H HR			4	1	2	3	0	1	0
9 Domonic Brown, L (1, 7) OBP: 0.272, SLG: 0.309		X SL 80 0-0 ② G2-3		C FF 90 1 SAFE C FF 90 T FF 91 0-2 ① ② K 1-2		C FF 91 B SL 80 B FF 90 B FF 90 X FF 89 3-1 ② P2	B FF 94 B FF 92 C FF 93 X FF 92 2-1 ③ G3			4	0	0	0	0	1	1
15 John Mayberry Jr., R (1, 8) OBP: 0.316, SLG: 0.333		B FF 91 C FF 92 B FF 93 X CH 87 2-1 2B		F FF 91 F FF 89 C FF 92 0-3 ③ K		F FF 89 B FF 89 B FF 89 B FF 90 B FF 89 4-1 33 BLK BB		C FF 94 B FF 93 X SL 87 1-1 ① P5		3	0	1	0	1	1	0
33 Cliff Lee, L (1, 1) OBP: 0.211, SLG: 0.211 37 Mike Adams, R (7, 1) 16 César Hernández, S (8, PH) OBP: 0.278, SLG: 0.471 59 Antonio Bastardo, R (9, 1)		B SL 78 S FF 91 C FF 91 C FF 92 1-3 ③ K			B CH 88 B FF 89 C FF 88 X FF 89 2-1 21 SH1-4 11 FC5 26 G3 1B	B FF 91 S FF 90 B FF 91 X FF 92 2-1 ③ G4-3 1-2		F SI 94 C CU 77 B FF 94 B SI 94 F SL 88 X SI 92 3-2 ② F7		3 0 1 0	1 0 0 0	1 0 0 0	0 0 0 0	0 0 0 0	1 0 0 0	2 0 0 0
Inning Stats	R: 2 E: 0 K: 2 S: 16 H: 2 LOB: 0 BB: 0 P: 19	R: 0 E: 0 K: 2 S: 9 H: 1 LOB: 1 BB: 0 P: 15	R: 0 E: 0 K: 1 S: 12 H: 1 LOB: 2 BB: 2 P: 23	R: 0 E: 0 K: 2 S: 10 H: 1 LOB: 0 BB: 0 P: 10	R: 1 E: 0 K: 0 S: 9 H: 1 LOB: 1 BB: 0 P: 13	R: 1 E: 0 K: 0 S: 9 H: 1 LOB: 1 BB: 1 P: 18	R: 4 E: 0 K: 2 S: 16 H: 2 LOB: 0 BB: 2 P: 28	R: 0 E: 0 K: 0 S: 9 H: 0 LOB: 0 BB: 0 P: 14		1B: 4 2B: 2 3B: 0 HR: 4 SF: 0 SAC: 1 DP: 1 HBP: 0						

BOTTOM

Cincinnati Reds @ Philadelphia Phillies

Citizens Bank Park, Philadelphia, PA

Sun May 18 2014, 1:38 PM - 4:40 PM EDT

Att. 36,096 - Partly Cloudy - 65 F

livebaseballscorecards.com

AB	31
R	8
H	9
RBI	8
BB	5
SO	9
LOB	12

WP: 0 PA: 37
PB: 0
SB: 0
CS: 1

PITCHER		IP	WLS	BF	H	R	ER	SO	BB	IBB	HBP	BLK	WP	HR	S	P	ERA	WHIP
52 Tony Cingrani, L ERA: 3.76	(1, 1)	6.0	L	27	7	4	4	7	3	0	0	1	0	3	65	98	6.00	1.667
43 Manny Parra, L ERA: 6.14	(7, 1)	1.0		7	2	4	4	2	2	0	0	0	0	1	16	28	36.00	4.000
51 Jonathan Broxton, R ERA: 0.9	(8, 1)	1.0		3	0	0	0	0	0	0	0	0	0	0	9	14	0.00	0.000

PITCHER	IP	WLS	BF	H	R	ER	SO	BB	IBB	HBP	BLK	WP	HR	S	P	ERA	WHIP

Philadelphia Phillies @ Miami Marlins

Marlins Park, Miami, FL

Tue May 20 2014, 7:12 PM - 10:41 PM EDT

Att. 18,699 - Roof Closed - 77 F

TOP

livebaseballscorecards.com

Batter	1	2	3	4	5	6	7	8	9	AB	R	H	RBI	BB	SO	LOB
11 Jimmy Rollins, S (1, 6) OBP: 0.366, SLG: 0.450	B FF 91 B FF 92 C FF 91 B FF 91 X FF 91 3-1 26 S 6 2B 1B	C FF 91 S CH 84 D SL 79 X FF 93 1-2 ③ G4-3 1-2			C SL 79 B FF 91 B FF 91 B CH 84 X FF 91 3-1 2-H HR	C FF 93 B CH 85 B CH 85 B FF 93 B FF 93 4-1 1-2 2-3 BB			B FF 92 S CH 83 C FF 92 X CH 84 1-2 ① G4-3	4	2	2	2	1	0	1
51 Carlos Ruiz, R (1, 2) OBP: 0.389, SLG: 0.400	B FF 91 X SI 90 1-0 ① F8		C FF 91 X SI 91 0-1 ① G5-3		C SI 91 B SL 79 X SL 80 1-1 ② G5-3	D CU 78 C CU 79 X FF 93 1-1 ③ L8			B FF 91 B SL 78 F FF 90 B FF 92 B FF 91 4-1 26 2B BB	4	0	0	0	1	0	4
26 Chase Utley, L (1, 4) OBP: 0.397, SLG: 0.548	1 SAFE B FF 90 B FF 91 C FF 90 C CH 83 F FF 91 F FF 92 1 SAFE B CH 83 4-2 B SI 89 6 2B 3 G6-3 1-2 BB		B FF 91 X FF 92 1-0 ② L9		B FF 91 C SL 80 B SI 90 B FF 92 X FF 93 3-1 ③ F8		B SI 87 C FF 88 F SL 80 F SI 88 B FF 88 F SL 79 B FF 86 X SL 77 3-2 ① G3-1		C FF 90 B FF 90 X CH 82 1-1 1-3 2B	4	1	1	0	1	0	0
6 Ryan Howard, L (1, 3) OBP: 0.326, SLG: 0.427	B SI 89 B FF 92 X FF 91 2-0 1-3 2-H 2B		C FF 93 B SL 80 B SI 91 C FF 92 X FF 93 2-2 ③ L9			C FF 90 C SL 79 B SL 81 F FF 92 S SL 78 1-3 ① K	B SI 87 C SL 80 B CU 70 B SL 80 C FF 88 S FF 87 3-3 ② K		I IN 72 I IN 68 I IN 73 I IN 73 4-0 IBB	4	0	1	1	1	2	0
3 Marlon Byrd, R (1, 9) OBP: 0.333, SLG: 0.488	C FF 92 B FF 91 F SL 77 B FF 91 F FF 91 F SL 78 F FF 92 F FF 92 F FF 92 2-2 ② X SL 80 G6-3 3-H			B FF 91 F SL 79 F SI 91 F FF 93 X SL 79 1-2 ① F8		X SL 78 0-0 9 WP 15 1B 2B	F FF 88 X CU 68 0-1 ③ F8		C SL 79 F FF 94 B SL 80 F SL 78 B FF 93 T FF 91 2-2 ② K	5	1	1	1	0	1	4
25 Cody Asche, L (1, 5) OBP: 0.346, SLG: 0.432	C FF 91 B CH 84 B CH 85 X FF 90 2-1 ③ F7			X CH 84 0-0 ② G4-3		C FF 92 B CU 77 D CU 77 B FF 91 T FF 92 B CU 78 4-2 9 WP 15 1B BB		B SI 87 C SI 88 C CU 69 B SI 89 B FF 88 F SI 88 B FF 88 4-2 BB	S CH 84 S CH 85 B CH 85 S CH 84 1-3 ③ K	3	1	0	0	2	1	4
9 Domonic Brown, L (1, 7) OBP: 0.271, SLG: 0.307		B FF 91 C FF 90 X CH 84 1-1 19 FC4-6 1B		B FF 91 X FF 92 1-0 ③ L9		F CU 78 F FF 92 B FF 93 F FF 94 B CU 79 B CU 80 F FF 94 S FF 93 3-3 ② K 1-2 2-3		B FF 87 B SL 80 F FF 86 1 SAFE 1 SAFE B SL 79 X SI 86 3-1 ① P5		4	0	1	0	0	1	3
19 Tony Gwynn Jr., L (1, 8) OBP: 0.296, SLG: 0.213		B FF 90 C FF 90 F FF 90 1 SAFE X FF 91 1-2 ① FC4-6 11 S 1-2f			C FC 91 B CH 85 F FC 92 B FF 93 X SL 79 2-2 ① P6	I IN 84 I IN 85 I IN 84 I IN 83 4-0 11 BB 15 1B IBB		X SL 78 0-0 ② F8		3	0	0	0	1	0	2
34 A.J. Burnett, R (1, 1) OBP: 0.278, SLG: 0.333 15 John Mayberry Jr., R (6, PH) OBP: 0.333, SLG: 0.351 63 Jake Diekman, R (6, 1) 16 César Hernández, S (8, PH) OBP: 0.283, SLG: 0.444 37 Mike Adams, R (8, 1) 58 Jonathan Papelbon, R (9, 1)		C FF 89 L FF 89 1 SAFE L FF 90 0-3 ② K			C FF 92 X FF 92 0-1 11 HR 2B	B FF 93 X FF 92 1-0 11 BB 1-2 2-H 3-H 1B		C SI 87 S CU 67 S SI 88 0-3 ③ K		2 1 0 0 1 0 0	1 0 0 0 0 0 0	1 1 0 0 0 0 0	0 2 0 0 0 0 0	0 0 0 0 0 0 0	1 0 0 1 0 0 0	1 0 0 1 0 0 0
Inning Stats	R: 2 E: 0 K: 0 S: 18 H: 2 LOB: 1 BB: 1 P: 32	R: 0 E: 0 K: 1 S: 11 H: 1 LOB: 1 BB: 0 P: 14	R: 0 E: 0 K: 0 S: 6 H: 0 LOB: 0 BB: 0 P: 9	R: 0 E: 0 K: 0 S: 6 H: 0 LOB: 0 BB: 0 P: 8	R: 2 E: 0 K: 0 S: 11 H: 2 LOB: 0 BB: 0 P: 20	R: 2 E: 0 K: 2 S: 16 H: 2 LOB: 3 BB: 3 P: 34	R: 0 E: 0 K: 1 S: 10 H: 0 LOB: 0 BB: 0 P: 16	R: 0 E: 0 K: 1 S: 9 H: 0 LOB: 1 BB: 1 P: 16	R: 0 E: 0 K: 2 S: 13 H: 1 LOB: 3 BB: 2 P: 26	1B: 3 2B: 4 3B: 0 HR: 1 SF: 0 SAC: 0 DP: 0 HBP: 0						

	AB	35
	R	6
	H	8
	RBI	6
	BB	7
	SO	7
	LOB	20

WP: 1 PA: 42
PB: 0
SB: 2
CS: 0

PITCHER		IP	WLS	BF	H	R	ER	SO	BB	IBB	HBP	BLK	WP	HR	S	P	ERA	WHIP
28 Anthony DeSclafani, R ERA: 5.56	(1, 1)	5.1	L	23	6	5	5	2	1	0	0	0	0	1	57	89	8.44	1.312
52 Brad Hand, L ERA: 6.14	(6, 1)	0.2		6	1	1	1	1	2	1	0	0	1	0	11	28	13.50	4.500
29 Randy Wolf, L ERA: 1.8	(7, 1)	2.0		7	0	0	0	2	1	0	0	0	0	0	19	32	0.00	0.500
44 AJ Ramos, R ERA: 1.35	(9, 1)	1.0		6	1	0	0	2	1	1	0	0	0	0	13	26	0.00	2.000

PITCHER	IP	WLS	BF	H	R	ER	SO	BB	IBB	HBP	BLK	WP	HR	S	P	ERA	WHIP

Batter	1	2	3	4	5	6	7	8	9	AB	R	H	RBI	BB	SO	LOB
21 Christian Yelich, L (1, 7) OBP: 0.335, SLG: 0.408	C SI 92 B KC 81 B KC 82 X SI 92 2-1 ① L7	C KC 79 B KC 81 B SI 91 B FF 92 X SI 92 3-1 ② L7		B KC 79 B FF 91 B SI 90 C FF 90 B FF 90 4-1 32 S BB			B SI 94 C SI 96 X SI 95 1-1 ① G3		C FF 90 B FF 92 F FF 91 B FS 86 B FF 91 B FF 91 4-2 32 FC6-4 BB	3	0	0	0	2	0	0
32 Derek Dietrich, L (1, 4) OBP: 0.345, SLG: 0.430	C SI 93 B SI 92 S CH 88 H SI 93 2-2 27 BB 9 1B HBP	C SI 93 B FF 91 C KC 81 B KC 83 B SI 92 X SI 92 3-2 ③ P6		1 SAFE B FF 91 F FF 91 X SI 92 1-1 ③ F8 1-2			B SI 96 F SI 95 C SL 84 S SL 83 1-3 ② K		B FF 91 C FF 91 C FF 91 X FS 85 1-2 ① FC6-4 27 FC5-4 1-2f	4	1	0	0	0	1	2
27 Giancarlo Stanton, R (1, 9) OBP: 0.405, SLG: 0.601	C SI 92 B FF 92 B KC 83 B FF 93 B SI 92 4-1 46 1B 9 1B 13 BB 1-2 BB	B KC 81 B KC 82 C SI 92 B SI 91 B SI 91 4-1 46 2B BB	F SI 91 B SI 92 S KC 82 X FF 92 1-2 ① F9				C SI 95 X SI 96 0-1 ③ P3		C FF 92 F FF 92 X SL 82 0-2 ② FC5-4 9 DI 46 1B 1-2f	3	3	0	0	2	0	1
9 Casey McGehee, R (1, 5) OBP: 0.363, SLG: 0.387	X KC 82 0-0 13 BB 46 1B 1-2 2-H 1B	B FF 92 B SI 93 C KC 81 X SI 93 2-1 ① F9	B SI 92 C SI 90 X KC 82 1-1 ② G4-3				B SL 86 C SL 87 B SI 90 F FF 90 B CU 78 B FF 91 4-2 46 2B 39 1B BB	F FF 92 S SL 84 B FF 93 B FF 93 B FF 92 B SL 83 4-2 46 1B 1-2 BB		3	1	1	1	2	0	1
46 Garrett Jones, L (1, 3) OBP: 0.339, SLG: 0.472	B CH 87 C SI 92 X FF 92 1-1 13 BB 1-2 2-3 1B	X SI 93 0-0 1-H 2B	B KC 81 B KC 80 C FF 90 F SI 91 S KC 82 2-3 ③ K				S CU 78 D SI 89 B CH 81 F SL 86 X CU 78 2-2 39 1B 1-3 2B	F FF 92 B FF 92 S FS 87 X FS 87 1-2 1-3 2-H 1B		5	0	4	2	0	1	0
39 Jarrod Saltalamacchia, S (1, 2) OBP: 0.359, SLG: 0.458	F KC 82 C SI 92 S KC 83 0-3 ② K	C SI 92 B SI 92 C KC 82 B FF 91 S KC 81 2-3 ② K				B SI 97 B SI 97 B SI 96 C SI 96 S SI 97 B SI 98 4-2 BB	B SI 90 B SI 90 F CU 77 F SL 87 X FF 91 2-2 5 FC5-4 2-3 3-H 1B	F FF 92 B FS 86 F FF 91 X FF 92 1-2 ③ F8		4	0	1	1	1	2	6
13 Marcell Ozuna, R (1, 8) OBP: 0.292, SLG: 0.395	B FF 93 F SI 92 D KC 81 C KC 84 B FF 92 F SI 93 B FF 94 4-2 1-2 2-3 3-H BB	S KC 84 C SI 92 X KC 83 0-2 ③ L8				C SI 96 C SL 83 S SI 97 0-3 ① K	F SL 86 F SI 90 B SI 91 S CU 78 1-3 ① K			3	0	0	1	1	2	4
3 Adeiny Hechavarría, R (1, 6) OBP: 0.304, SLG: 0.347	B KC 81 S SI 93 B SI 93 F SI 93 B SI 94 F SI 94 F SI 93 X SI 93 3-2 ③ L8			B FF 91 B FF 92 X SI 91 2-0 ① L8		S SL 83 C SI 97 B SI 96 C SI 96 1-3 ② K	C SI 89 F CU 78 S SL 86 0-3 ② K		4	0	0	0	0	2	6
28 Anthony DeSclafani, R (1, 1) OBP: 0.167, SLG: 0.167 52 Brad Hand, L (6, 1) 10 Jeff Baker, R (6, PH) OBP: 0.295, SLG: 0.362 29 Randy Wolf, L (7, 1) 5 Reed Johnson, R (8, PH) OBP: 0.338, SLG: 0.525 44 AJ Ramos, R (9, 1)		B FF 90 B FF 91 C FF 91 F FF 91 C SI 91 2-3 ① K		B FF 90 C SI 89 F FF 90 C KC 79 1-3 ② K		C SI 97 C SI 97 F SI 97 B SI 98 X SL 85 1-2 ③ G1-3	F CU 77 X CU 78 0-1 ③ FC5-4 1-2f		2 0 1 0 1 0	0 0 0 0 0 0	0 0 0 0 0 0	0 0 0 0 0 0	2 0 0 0 0 0	0 0 1 0 2 0
Inning Stats	R: 2 E: 0 K: 1 S: 19 H: 2 LOB: 3 BB: 2 P: 35	R: 0 E: 0 K: 1 S: 8 H: 0 LOB: 0 BB: 0 P: 16	R: 1 E: 0 K: 1 S: 10 H: 1 LOB: 1 BB: 1 P: 18	R: 0 E: 0 K: 1 S: 7 H: 0 LOB: 1 BB: 1 P: 15	R: 0 E: 0 K: 1 S: 8 H: 0 LOB: 0 BB: 0 P: 12	R: 0 E: 0 K: 2 S: 12 H: 0 LOB: 1 BB: 1 P: 18	R: 0 E: 0 K: 1 S: 7 H: 0 LOB: 0 BB: 0 P: 9	R: 1 E: 0 K: 2 S: 16 H: 2 LOB: 2 BB: 1 P: 25	R: 1 E: 0 K: 0 S: 16 H: 1 LOB: 2 BB: 2 P: 27	1B: 4 2B: 2 3B: 0 HR: 0	SF: 0 SAC: 0 DP: 0 HBP: 1	WP: 0 PB: 0 SB: 1 CS: 0	PA: 42			

PITCHER		IP	WLS	BF	H	R	ER	SO	BB	IBB	HBP	BLK	WP	HR	S	P	ERA	WHIP
34 A.J. Burnett, R ERA: 3.32	(1, 1)	5.0	W	23	3	3	3	5	4	0	1	0	0	0	52	96	5.40	1.400
63 Jake Diekman, L ERA: 3.91	(6, 1)	2.0	H	7	0	0	0	3	1	0	0	0	0	0	19	27	0.00	0.500
37 Mike Adams, R ERA: 3.0	(8, 1)	1.0	H	6	2	1	0	2	1	0	0	0	0	0	16	25	0.00	3.000
58 Jonathan Papelbon, R ERA: 2.08	(9, 1)	1.0	S	6	1	1	1	0	2	0	0	0	0	0	16	27	9.00	3.000

PITCHER	IP	WLS	BF	H	R	ER	SO	BB	IBB	HBP	BLK	WP	HR	S	P	ERA	WHIP

BOTTOM

Philadelphia Phillies @ Miami Marlins

Marlins Park, Miami, FL

Tue May 20 2014, 7:12 PM - 10:41 PM EDT

Att. 18,699 - Roof Closed - 77 F

livebaseballscorecards.com

AB	33
R	5
H	6
RBI	5
BB	8
SO	10
LOB	23

Philadelphia Phillies @ Miami Marlins

Marlins Park, Miami, FL

Wed May 21 2014, 7:12 PM - 10:51 PM EDT

Att. 18,257 - Roof Closed - 78 F

TOP

livebaseballscorecards.com

Batter	1	2	3	4	5	6	7	8	9	AB	R	H	RBI	BB	SO	LOB
11 Jimmy Rollins, S (1, 6) OBP: 0.369, SLG: 0.458	F FF 95 B FF 95 X FF 96 1-1 ① P5		F CU 73 X FF 95 0-1 26 G4-3 2B		B FF 93 B FF 92 C FF 92 C SL 83 X CH 86 2-2 6 G3 26 1B 1B	C FF 94 S SL 83 B FF 92 B FF 94 X SL 86 2-2 ③ G4-3		F FF 96 B KC 83 D FF 97 X FF 96 2-1 ② G4-3 1-3		4	0	2	0	0	0	1
16 César Hernández, S (8, PH) OBP: 0.250, SLG: 0.421 (8, 4)										1	0	0	0	0	0	1
51 Carlos Ruiz, R (1, 2) OBP: 0.383, SLG: 0.387	C FF 96 F FF 96 B SL 86 X SL 85 1-2 E3 6 2B		L SL 84 F FF 95 B FF 95 S SL 87 1-3 ① K		C FF 93 X FF 94 0-1 ① F9		T FF 96 B SL 88 C SL 87 F FF 95 F FF 95 H SL 89 2-2 HBP	C FF 98 B KC 83 F FF 97 X KC 82 1-2 ③ L5		4	1	0	0	0	1	3
26 Chase Utley, L (1, 4) OBP: 0.393, SLG: 0.541 17 Reid Brignac, L (8, 6) OBP: 0.200, SLG: 0.200	S FF 93 X FF 95 0-1 ② P6		B CU 74 X FF 95 1-0 ② G4-3 2-3		C FF 95 X CU 72 0-1 6 G3 1-2 1B		B FF 95 C FF 94 F FF 95 X SL 88 1-2 ① F7		S FF 87 B SI 88 F SI 88 X SL 82 1-2 18 G5-4-3 1B	4	0	1	0	0	0	3
										1	0	1	0	0	0	0
6 Ryan Howard, L (1, 3) OBP: 0.324, SLG: 0.429 18 Darin Ruf, R (8, 3)	C FF 94 X FF 94 0-1 3 1B 1-H 2B		B FF 96 X SL 85 1-0 ③ F8		B SL 84 X FF 96 1-0 ② G3 1-2 2-3		D SL 87 F FF 94 S FF 94 D SL 89 S FF 96 2-3 ② K		B FF 90 C FF 90 X SL 84 1-1 ①② G5-4-3 1-2f	4	1	1	1	0	1	4
										1	0	0	0	0	0	1
3 Marlon Byrd, R (1, 9) OBP: 0.343, SLG: 0.491 15 John Mayberry Jr., R (8, 9) OBP: 0.348, SLG: 0.395	C FF 95 S SL 85 X SL 86 0-2 2-H 1B			F SL 85 B FF 98 B FF 98 S FF 97 F FF 97 B FF 94 X FF 95 3-2 9 G1-3 25 1B 19 1B 1B	F FF 93 B FF 95 B FF 96 B SL 84 B FF 95 4-1 BB		F FF 95 B FF 94 F FF 94 F FF 95 S SL 90 1-3 ③ K		C FF 91 C FF 90 B SL 84 X SL 83 1-2 2B	3	1	2	1	1	1	1
										1	0	1	0	0	0	0
25 Cody Asche, L (1, 5) OBP: 0.348, SLG: 0.431	C FF 94 B CH 85 B FF 95 F FF 94 B CU 72 S FF 94 3-3 ③ K			D SL 83 F CH 84 X FF 93 1-1 19 1B 9 G1-3 1-2 1B	D SL 84 C FF 94 X CH 85 1-1 ③ L9			C FF 96 X FF 98 0-1 9 HR 1B	C SI 89 B CH 85 F FF 89 S SL 84 1-3 ③ K	5	1	2	0	0	2	5
9 Domonic Brown, L (1, 7) OBP: 0.271, SLG: 0.325		B FF 93 F FF 94 B CH 86 S SL 84 B SL 87 X FF 95 3-2 ① G1-6-3		B FF 94 F FF 94 B FF 95 B SL 85 F FF 95 X FF 94 3-2 ① G1-3 1-2 2-3		B CH 85 F FF 93 B FF 94 F SL 84 B FF 94 X FF 93 3-2 ① G1-3		F FF 97 D CH 85 B FF 98 X FF 96 2-1 1-H HR		4	1	1	2	0	0	2
19 Tony Gwynn Jr., L (1, 8) OBP: 0.320, SLG: 0.234		C FF 94 F CU 75 F SL 86 X SL 85 0-2 38 G4-6-3 1B		F FF 96 B FF 96 F FF 96 F FF 95 X CU 75 1-2 38 G1-6-3 1B 2-3 3-H		B FF 94 F FF 92 S FF 95 B FF 95 F FF 95 X CH 85 2-2 ② F8		B FF 97 B FF 96 B FF 97 C FF 96 B FF 96 4-1 16 G4-3 16 S BB		3	0	2	1	1	0	0
38 Kyle Kendrick, R (1, 1) OBP: 0.105, SLG: 0.105 43 Mario Hollands, L (6, 1) 52 Jeff Manship, R (7, 1) 2 Ben Revere, L (8, PH) OBP: 0.282, SLG: 0.295 57 Luis García, R (8, 1)		C FF 92 C FF 93 F FF 95 X SL 84 0-2 ②③ G4-6-3 1-2f		F FF 93 1 SAFE 1 SAFE X FF 95 0-1 ②③ G1-6-3 1-2f		F FF 94 B FF 96 B FF 95 S FF 96 F FF 96 F FF 96 X SL 84 2-2 1B		C FF 96 B FF 97 X FF 95 1-1 ① F8		3	0	1	0	0	0	3
										0	0	0	0	0	0	0
										0	0	0	0	0	0	0
										1	0	0	0	0	0	1
										0	0	0	0	0	0	0
Inning Stats	R: 2 E: 1 K: 1 S: 15 H: 2 LOB: 1 BB: 0 P: 20	R: 0 E: 0 K: 0 S: 11 H: 1 LOB: 0 BB: 0 P: 14	R: 0 E: 0 K: 1 S: 7 H: 1 LOB: 1 BB: 0 P: 10	R: 1 E: 0 K: 0 S: 15 H: 3 LOB: 1 BB: 0 P: 23	R: 0 E: 0 K: 0 S: 11 H: 2 LOB: 3 BB: 1 P: 19	R: 0 E: 0 K: 0 S: 15 H: 1 LOB: 1 BB: 0 P: 24	R: 0 E: 0 K: 2 S: 14 H: 0 LOB: 1 BB: 0 P: 20	R: 2 E: 0 K: 0 S: 12 H: 2 LOB: 1 BB: 1 P: 22	R: 0 E: 0 K: 1 S: 11 H: 2 LOB: 1 BB: 0 P: 15	1B: 10 2B: 3 3B: 0 HR: 1 SF: 0 SAC: 0 DP: 3 HBP: 1						

	AB	39
	R	5
	H	14
	RBI	5
	BB	2
	SO	5
	LOB	25

WP: 0 PB: 0 SB: 1 CS: 0 PA: 42

PITCHER		IP	WLS	BF	H	R	ER	SO	BB	IBB	HBP	BLK	WP	HR	S	P	ERA	WHIP
24 Nathan Eovaldi, R ERA: 3.41	(1, 1)	6.0	W	28	10	3	1	2	1	0	0	0	0	0	74	110	1.50	1.833
40 Mike Dunn, L ERA: 3.93	(7, 1)	1.0	H	4	0	0	0	2	0	0	1	0	0	0	14	20	0.00	0.000
22 Carter Capps, R ERA: 2.45	(8, 1)	1.0		6	2	2	2	0	1	0	0	0	0	1	12	22	18.00	3.000
45 Kevin Slowey, R ERA: 5.14	(9, 1)	1.0		4	2	0	0	1	0	0	0	0	0	0	11	15	0.00	2.000

PITCHER		IP	WLS	BF	H	R	ER	SO	BB	IBB	HBP	BLK	WP	HR	S	P	ERA	WHIP

Batter	1	2	3	4	5	6	7	8	9	AB	R	H	RBI	BB	SO	LOB
21 Christian Yelich, L (1, 7) OBP: 0.340, SLG: 0.422	C SI 87 X SL 76 0-1 ① G4-3		X CH 83 0-0 ① B2-3	B SI 89 B FC 86 X SI 89 2-0 1-2 2-3 3-H 1B		B FF 93 D SL 81 B FC 89 C FF 93 X FF 91 3-1 2-H 3B		9 BB 32 WP 46 BB 1B C FC 80 X FF 94 3-3 ③ K		6	1	3	2	0	1	3
32 Derek Dietrich, L (1, 4) OBP: 0.355, SLG: 0.462	C SI 88 B SI 88 X SI 89 1-1 9 1B 2B		B SI 87 C FC 87 B FC 85 B FC 85 X SI 87 3-1 27 G4-3 3B	B SI 88 C FC 86 3 SAFE B SI 89 T CH 80 S SI 90 2-3 ② K		C SL 81 X FF 94 0-1 ③ G1-3		D SL 82 B FF 95 S FF 93 B SI 94 S SL 84 B SL 82 4-2 46 BB 9 BB 39 1B 1-2 BB		4	3	2	0	1	1	4
27 Giancarlo Stanton, R (1, 9) OBP: 0.400, SLG: 0.588	B CH 80 B SI 88 C FC 87 B SI 88 F SI 89 B FC 86 4-2 9 1B 46 SF8 BB		B SI 88 X SI 89 1-0 ② G4-3 3-H	C SL 78 D SL 77 X FC 86 1-1 ③ G3-1			B CU 78 C SI 93 B SI 92 S CH 84 X CU 84 2-2 ① L8	B SI 95 S SL 82 F FF 93 D SL 85 F SI 96 S SL 84 2-3 ① K		4	1	0	1	1	1	5
9 Casey McGehee, R (1, 5) OBP: 0.364, SLG: 0.384	2 SAFE C SI 88 F CH 82 X SI 89 0-2 1-3 2-H 1B		B SL 76 C FC 84 B SL 78 F FC 84 X SI 90 2-2 ③ G6-3		C SI 86 F FC 84 X FC 85 0-2 ① G4-3		B CU 83 C SI 93 X CH 85 1-1 ② G1-4-3	B FF 96 B FF 94 B SL 84 C FF 95 B FF 93 4-1 46 BB 39 1B 1-2 2-3 BB		4	1	1	1	1	0	0
46 Garrett Jones, L (1, 3) OBP: 0.346, SLG: 0.482	S CH 81 B FC 87 F FC 86 X CH 81 1-2 ② SF8 3-H			C SI 89 X CH 80 0-1 39 F8 13 1B 2B	C SL 76 C FC 85 B SL 76 F FC 86 S SI 88 1-3 ② K		F CH 86 B CU 81 S CU 83 B CH 86 B SI 92 F SI 91 F CU 84 X CH 86 3-2 59 1B 39 BB 13 HR 1B	D SL 83 C FF 94 F FF 95 D SL 85 B SL 84 B FF 93 4-2 59 G4-3 39 1B 17 1B 1-2 2-3 3-H BB		3	3	2	2	1	1	0
39 Jarrod Saltalamacchia, S (1, 2) OBP: 0.361, SLG: 0.452 6 Jeff Mathis, R (9, 2) OBP: 0.417, SLG: 0.500	D SL 77 C CH 80 B SI 89 F FC 86 C FC 86 2-3 ③ K			C SI 88 X SI 89 0-1 ① F8 2-3	C CH 79 B FC 86 B SI 88 B CH 78 S FC 86 X FC 87 3-2 ③ L8		B FF 90 B SI 91 B SI 91 C SI 92 F SI 91 B SI 92 4-2 59 1B 13 HR 1-2 BB	C FF 94 B FF 94 B FF 93 C FF 93 F FF 95 X FF 94 2-2 17 1B 59 G4-3 1-2 2-H 3-H 1B		4 0	1 0	1 0	2 0	1 0	1 0	2 0
59 Ed Lucas, R (1, 6) OBP: 0.378, SLG: 0.394		C FC 84 B SL 73 X SI 88 1-1 ① L8		C SL 77 S CH 82 B FC 90 B SI 91 D SL 78 B CH 81 4-2 24 SH 13 1B 21 1B BB		X FC 84 0-0 13 FC6-4 1B	B CU 82 X SI 92 1-0 13 HR 1-2 2-3 1B	B FF 93 B SL 80 C FF 92 C FF 93 X FF 94 2-2 ② G4-3 1-2 2-3		4	2	2	0	1	0	2
13 Marcell Ozuna, R (1, 8) OBP: 0.301, SLG: 0.416		S CH 80 B FC 86 B SI 88 B FC 85 X SI 89 3-1 ② P3		B SI 88 S FC 85 B CH 81 1 SAFE B SI 88 X SI 89 3-1 21 1B 24 SH 1-2 3-H 1B		X SI 88 0-0 ① FC6-4 5 L1-3 21 3B 1-2f	C CU 84 B SI 91 S CH 84 B CH 86 X CH 84 2-2 1-H 2-H 3-H HR	B FF 94 C FF 94 D SL 83 B SL 82 B FF 92 4-1 17 1B BB		4	2	2	5	1	0	1
24 Nathan Eovaldi, R (1, 1) OBP: 0.111, SLG: 0.111 5 Reed Johnson, R (6, PH) OBP: 0.333, SLG: 0.516 40 Mike Dunn, L (7, 1) 10 Jeff Baker, R (7, PH) OBP: 0.291, SLG: 0.357 22 Carter Capps, R (8, 1) 17 Donovan Solano, R (8, PH) OBP: 0.265, SLG: 0.219 45 Kevin Slowey, R (9, 1)		F SI 87 B SI 88 B FC 85 X SI 87 2-1 ③ G6-3		D SL 76 X SI 87 1-0 SH 21 1B 1-2 2-3		1 SAFE B FC 85 1 SAFE T FC 84 1 SAFE F SL 78 F FC 86 B CH 80 F SI 88 2-2 ② L1-3 1-2	F FF 92 X CU 81 0-1 ③ F8	C FF 90 X SL 82 0-1 1-2 2-3 3-H 1B		1 1 0 1 0 1 0	0 0 0 0 0 0 0	0 0 0 0 0 1 0	0 0 0 0 0 0 0	0 0 0 0 0 0 0	0 1 0 0 0 0 0	0 0 0 0 0 0 0
Inning Stats	R: 2 E: 0 K: 1 S: 15 H: 2 LOB: 1 BB: 1 P: 23	R: 0 E: 0 K: 0 S: 6 H: 0 LOB: 0 BB: 0 P: 12	R: 1 E: 0 K: 0 S: 7 H: 1 LOB: 0 BB: 0 P: 13	R: 2 E: 0 K: 1 S: 15 H: 3 LOB: 3 BB: 1 P: 28	R: 0 E: 0 K: 1 S: 10 H: 0 LOB: 0 BB: 0 P: 14	R: 1 E: 0 K: 0 S: 11 H: 2 LOB: 1 BB: 0 P: 16	R: 4 E: 0 K: 0 S: 18 H: 3 LOB: 0 BB: 1 P: 31	R: 4 E: 0 K: 2 S: 23 H: 3 LOB: 3 BB: 4 P: 49		1B: 9 2B: 2 3B: 2 HR: 1 SF: 1 SAC: 1 DP: 0 HBP: 0					

PITCHER		IP	WLS	BF	H	R	ER	SO	BB	IBB	HBP	BLK	WP	HR	S	P	ERA	WHIP
38 Kyle Kendrick, R ERA: 4.53	(1, 1)	5.2	L	27	7	6	6	3	2	0	0	0	0	0	60	99	9.53	1.588
43 Mario Hollands, L ERA: 4.11	(6, 1)	0.1		2	1	0	0	0	0	0	0	0	0	0	4	7	0.00	3.000
52 Jeff Manship, R ERA: 7.5	(7, 1)	1.0		7	3	4	4	0	1	0	0	0	0	1	18	31	36.00	4.000
57 Luis García, R ERA: 15.75	(8, 1)	1.0		10	3	4	4	2	4	0	0	0	1	0	23	49	36.00	7.000

PITCHER	IP	WLS	BF	H	R	ER	SO	BB	IBB	HBP	BLK	WP	HR	S	P	ERA	WHIP

BOTTOM

Philadelphia Phillies @ Miami Marlins

Marlins Park, Miami, FL

Wed May 21 2014, 7:12 PM - 10:51 PM EDT

Att. 18,257 - Roof Closed - 78 F

livebaseballscorecards.com

AB	37
R	14
H	14
RBI	14
BB	7
SO	5
LOB	18

WP: 1 PA: 46
PB: 0
SB: 0
CS: 0

Philadelphia Phillies @ Miami Marlins

Marlins Park, Miami, FL

Thu May 22 2014, 12:42 PM - 3:28 PM EDT

Att. 25,507 - Roof Closed - 77 F

livebaseballscorecards.com

Batter	1	2	3	4	5	6	7	8	9	AB	R	H	RBI	BB	SO	LOB
11 Jimmy Rollins, S (1, 6) OBP: 0.376, SLG: 0.455	C FF 92 B SI 93 X SI 94 1-1 ① G4-3		F CH 87 C SI 94 X CH 89 0-2 ① 1-3 1B		B CH 87 C CH 88 B SI 93 B SI 94 F CH 88 F CH 89 F SI 94 B CH 87 4-2 BB			C FF 91 C CH 84 B CH 86 F CU 75 B CH 84 B FF 92 B FF 89 4-2 26 2B 6 SF7 BB	C SL 82 C SL 81 S SI 91 0-3 ② K	3	1	1	0	2	1	1
21 Wil Nieves, R (1, 2) OBP: 0.333, SLG: 0.486	C FF 93 S SL 85 X SL 84 0-2 6 G1 26 1B 1B		B SI 93 B SL 84 T SI 94 F SI 95 B SL 84 S SL 83 3-3 ② K		X SI 93 0-0 ③ G4-3			B FF 89 F FF 89 X CU 76 1-1 ① P4	C SL 81 B SL 82 F SI 91 S SL 80 1-3 ③ K	5	0	1	0	0	2	4
26 Chase Utley, L (1, 4) OBP: 0.396, SLG: 0.546	B SI 92 B CH 88 X FF 92 2-0 6 G1 1-2 1B		C FF 94 D SL 82 B SI 93 X FF 94 2-1 ③ F7			C SI 92 X SI 93 0-1 E3 6 G1-6-3		X FF 94 0-0 3 HR 1-3 2B		4	1	2	0	0	0	1
6 Ryan Howard, L (1, 3) OBP: 0.323, SLG: 0.423	F FF 92 B FF 95 B CH 88 B SI 93 X SI 92 3-1 ② G1 1-2 2-3			C EP 60 B FF 94 B FF 93 B SI 93 B CH 88 4-1 25 FC4-6 BB	B CH 86 B CH 86 X SI 92 2-0 ① ② G1-6-3 1-2f			B SL 86 X FF 94 1-0 ② SF7 3-H		2	0	0	1	1	0	3
3 Marlon Byrd, R (1, 9) OBP: 0.341, SLG: 0.503	X FF 94 0-0 ③ L9			B SL 80 B SI 94 C SI 93 X SI 94 2-1 ① F7	S SL 83 B SI 94 X SI 94 1-1 ③ G5-3			B FF 94 X FF 94 1-0 2-H HR		4	1	1	2	0	0	3
25 Cody Asche, L (1, 5) OBP: 0.346, SLG: 0.425		C CH 86 S CH 88 B CH 88 B FF 94 F CH 89 X SI 94 2-2 ① L7		X CH 89 0-0 ② FC4-6 1-2f			C CH 87 B EP 63 B SI 93 X SI 92 2-1 ① G4-3	C SL 88 X SL 87 0-1 1B		4	0	1	0	0	0	1
9 Domonic Brown, L (1, 7) OBP: 0.264, SLG: 0.317		B CH 89 X CH 89 1-0 ② G4-3		B FF 93 1 SAFE C CH 87 C EP 65 B FF 94 F SI 93 F SI 94 X SI 93 2-2 ③ G6-3			C FF 93 B SL 80 B CH 89 C SI 92 X CH 89 2-2 ② G1-3	S FF 94 D SL 87 B SL 86 T FF 94 S FF 94 2-3 ③ K		4	0	0	0	0	1	2
2 Ben Revere, L (1, 8) OBP: 0.281, SLG: 0.294		B FF 94 B FF 93 C SI 93 C SI 93 F SI 93 X FF 94 2-2 ③ L6			C SI 92 B SL 81 F FF 92 F SL 81 F FF 93 S SI 90 1-3 ① K		C FF 92 B CH 89 X FF 93 1-1 E4		C SI 92 X SI 92 0-1 19 SH5-3 1B	4	0	1	0	0	1	0
35 Cole Hamels, L (1, 1) OBP: 0.167, SLG: 0.167 37 Mike Adams, R (8, 1) 19 Tony Gwynn Jr., L (9, PH) OBP: 0.320, SLG: 0.234 63 Jake Diekman, R (9, 1)			C FF 92 B CH 88 S SI 92 B FF 93 X SI 93 2-2 11 1B 1B		F SI 93 X CH 88 0-1 ② G1		C CH 88 1 SAFE S SL 81 D SL 82 S CH 88 1-3 ③ K		X SI 91 0-0 ① SH5-3 1-2	3 0 0 0	0 0 0 0	1 0 0 0	0 0 0 0	0 0 0 0	1 0 0 0	1 0 0 0

Inning Stats	1	2	3	4	5	6	7	8	9	1B: 6	SF: 1	WP: 0	PA: 38
	R: 0 E: 0 K: 0 S: 9	R: 0 E: 0 K: 0 S: 9	R: 0 E: 0 K: 1 S: 11	R: 0 E: 0 K: 0 S: 9	R: 0 E: 0 K: 1 S: 12	R: 0 E: 1 K: 0 S: 5	R: 0 E: 1 K: 1 S: 10	R: 3 E: 0 K: 1 S: 13	R: 0 E: 0 K: 2 S: 9	2B: 1 3B: 0 HR: 1	SAC: 1 DP: 1 HBP: 0	PB: 0 SB: 0 CS: 0	
	H: 2 LOB: 2 BB: 0 P: 15	H: 0 LOB: 0 BB: 0 P: 14	H: 2 LOB: 0 BB: 0 P: 18	H: 0 LOB: 1 BB: 1 P: 17	H: 0 LOB: 1 BB: 1 P: 17	H: 0 LOB: 0 BB: 0 P: 8	H: 0 LOB: 1 BB: 0 P: 16	H: 3 LOB: 1 BB: 1 P: 22	H: 1 LOB: 1 BB: 0 P: 10				

PITCHER		IP	WLS	BF	H	R	ER	SO	BB	IBB	HBP	BLK	WP	HR	S	P	ERA	WHIP
37 Henderson Alvarez III, R ERA: 3.21	(1, 1)	7.0		27	4	0	0	3	2	0	0	0	0	0	65	105	0.00	0.857
44 AJ Ramos, R ERA: 1.77	(8, 1)	0.1	H	2	0	1	1	0	1	0	0	0	0	0	5	10	27.00	3.000
40 Mike Dunn, L ERA: 4.74	(8, 1)	0.2	B	5	3	2	2	1	0	0	0	0	0	1	8	12	27.00	4.500
31 Steve Cishek, R ERA: 1.96	(9, 1)	1.0	W	4	1	0	0	2	0	0	0	0	0	0	9	10	0.00	1.000

PITCHER	IP	WLS	BF	H	R	ER	SO	BB	IBB	HBP	BLK	WP	HR	S	P	ERA	WHIP

AB	33
R	3
H	8
RBI	3
BB	3
SO	6
LOB	16

BOTTOM

Batter	1	2	3	4	5	6	7	8	9	AB	R	H	RBI	BB	SO	LOB
21 Christian Yelich, L (1, 7) OBP: 0.337, SLG: 0.416	B FF 90 B FF 90 C FF 90 C FF 88 F FF 90 C FF 91 2-3 ① K		S FF 91 B FF 92 B FF 88 F FF 90 X CH 85 2-2 ③ G3			S FC 88 F FF 92 F FF 92 C CU 78 0-3 ② K		B SI 91 F SI 91 X SI 91 1-1 ① G1-3	C SL 85 B SI 97 X SI 97 1-1 1-2 2-3 3-H 1B	5	0	1	1	0	2	0
59 Ed Lucas, R (1, 4) OBP: 0.415, SLG: 0.444	C FF 90 B FF 91 S CH 82 X FF 90 1-2 27 1B 1B			X FF 91 0-0 ① P3		F FF 91 B CU 78 B CH 84 B CH 84 X FF 91 3-1 27 1B 2B		B FF 91 C FF 90 B SL 87 F FF 91 B CU 79 B SI 91 4-2 BB		3	1	2	0	1	0	0
27 Giancarlo Stanton, R (1, 9) OBP: 0.402, SLG: 0.586	D FF 90 1 SAFE F CH 81 F CH 81 B FF 90 X FF 92 2-2 9 G6-3 1-3 1B			C FF 90 X FF 89 0-1 ② G5-3		X FF 91 0-0 2-H 1B		C SI 90 B SL 88 C SI 91 C SI 92 1-3 ② K		4	0	2	1	0	1	1
9 Casey McGehee, R (1, 5) OBP: 0.361, SLG: 0.378	X CH 83 0-0 ② ③ G6-3 1-2f			C FF 90 B FF 91 B FF 91 B CH 84 B FF 90 4-1 BB		B CH 83 X CH 82 1-0 ③ P5		S SI 91 F FF 91 B SL 88 S FF 91 1-3 ③ K		3	0	0	0	1	1	4
10 Jeff Baker, R (1, 3) OBP: 0.293, SLG: 0.356 46 Garrett Jones, L (9, 3) OBP: 0.344, SLG: 0.479		F FF 91 C FF 91 F FF 90 S CU 77 0-3 ① K		F FF 91 B CH 84 F CH 83 X CH 84 1-2 ③ P4			X CH 82 0-0 13 HR 1B		X SI 96 0-0 ① G4-3	3 1	1 0	1 0	0 0	0 0	1 0	1 0
13 Marcell Ozuna, R (1, 8) OBP: 0.306, SLG: 0.436		B FF 92 B FF 92 X FF 92 2-0 ② F8			C FF 90 S CH 83 X CH 84 0-2 ① F9		F FF 90 F FF 92 X FC 87 0-2 1-H HR		B SI 96 B SI 95 B SI 96 C SI 97 X SI 97 3-1 5 1B 6 1B 21 1B 1B	4	2	2	2	0	0	0
3 Adeiny Hechavarría, R (1, 6) OBP: 0.298, SLG: 0.339		B FF 92 S FF 91 C FF 92 B CU 78 B FF 92 X FF 92 3-2 ③ G3			L FF 90 X FF 92 0-1 ② L9		X FF 90 0-0 ① L9		F SI 96 B SI 96 F SL 83 X SL 85 1-2 ② L7	4	0	0	0	0	0	1
6 Jeff Mathis, R (1, 2) OBP: 0.400, SLG: 0.471			F FF 91 B FF 91 B FF 91 S CH 84 S CH 83 2-3 ① K		C FF 91 C CU 77 S CH 84 0-3 ③ K		F FF 90 F FF 91 B CU 78 X CU 77 1-2 ② G5-3		D SI 97 X SI 96 1-0 21 1B 5 1B 1-2 1B	4	0	1	0	0	2	0
37 Henderson Alvarez III, R (1, 1) OBP: 0.188, SLG: 0.188 17 Donovan Solano, R (7, PH) OBP: 0.257, SLG: 0.212 44 AJ Ramos, R (8, 1) 40 Mike Dunn, L (8, 1) 31 Steve Cishek, R (9, 1) 5 Reed Johnson, R (9, PH) OBP: 0.343, SLG: 0.524			B FF 91 C FF 91 F FF 91 S CH 84 1-3 ② K			B FF 90 C FF 89 X FF 90 1-1 ① G5-3	C FF 90 C FF 91 F FF 92 X CU 77 0-2 ③ G5-3		C SL 84 S SL 82 B SL 83 F SL 83 X SI 97 1-2 1-2 2-3 21 1B 1B	2 1 0 0 0 1	0 0 0 0 0 0	0 0 0 0 0 1	0 0 0 0 0 0	0 0 0 0 0 0	1 0 0 0 0 0	0 0 0 0 0 0
Inning Stats	R: 0 E: 0 K: 1 S: 11 H: 2 LOB: 1 BB: 0 P: 16	R: 0 E: 0 K: 1 S: 8 H: 0 LOB: 0 BB: 0 P: 13	R: 0 E: 0 K: 2 S: 9 H: 0 LOB: 0 BB: 0 P: 14	R: 0 E: 0 K: 0 S: 7 H: 0 LOB: 1 BB: 1 P: 12	R: 0 E: 0 K: 1 S: 8 H: 0 LOB: 0 BB: 0 P: 8	R: 1 E: 0 K: 1 S: 10 H: 2 LOB: 1 BB: 0 P: 15	R: 2 E: 0 K: 0 S: 12 H: 2 LOB: 0 BB: 0 P: 13	R: 0 E: 0 K: 2 S: 10 H: 0 LOB: 1 BB: 1 P: 17	R: 1 E: 0 K: 0 S: 13 H: 4 LOB: 3 BB: 0 P: 20	1B: 8 2B: 1 3B: 0 HR: 1 SF: 0 SAC: 0 DP: 1 HBP: 0	WP: 0 PB: 0 SB: 0 CS: 0 PA: 37					

PITCHER		IP	WLS	BF	H	R	ER	SO	BB	IBB	HBP	BLK	WP	HR	S	P	ERA	WHIP
35 Cole Hamels, L ERA: 4.3	(1, 1)	7.0		27	6	3	3	6	1	0	0	0	0	1	65	91	3.86	1.000
37 Mike Adams, R ERA: 2.77	(8, 1)	1.0		4	0	0	0	2	1	0	0	0	0	0	10	17	0.00	1.000
63 Jake Diekman, L ERA: 4.18	(9, 1)	0.2	L	6	4	1	1	0	0	0	0	0	0	0	13	20	13.50	6.000

PITCHER	IP	WLS	BF	H	R	ER	SO	BB	IBB	HBP	BLK	WP	HR	S	P	ERA	WHIP

Philadelphia Phillies @ Miami Marlins

Marlins Park, Miami, FL

Thu May 22 2014, 12:42 PM - 3:28 PM EDT

Att. 25,507 - Roof Closed - 77 F

livebaseballscorecards.com

AB	35
R	4
H	10
RBI	4
BB	2
SO	8
LOB	7

MIAMI

Batter	1	2	3	4	5	6	7	8	9	AB	R	H	RBI	BB	SO	LOB
9 Dee Strange-Gordon, L (1, 4) OBP: 0.340, SLG: 0.388	C FF 91 X SI 92 0-1 66 S 66 1B 18 S 1B		C SI 90 X CH 83 0-1 ① G4-3		C SI 90 B FF 91 B SI 89 F SI 89 F CH 81 X SI 90 2-2 ① G5-3		F SI 89 S CH 83 B CH 83 B SI 90 F SI 90 B SI 90 F SI 90 B SI 90 4-2 18 F9 18 S BB		B SL 83 X FF 91 1-0 ① B2	4	1	1	0	1	0	0
18 Chone Figgins, S (1, 5) OBP: 0.389, SLG: 0.286	C SI 88 D CH 82 B SI 90 L SI 91 F CH 84 X SI 92 2-2 ① F7 1-2		C SI 91 C SI 91 B CH 82 F SI 90 B SI 91 X SI 90 2-2 ② L8		C SL 84 B CH 81 C SI 91 B CH 82 X SL 84 2-2 ② L3		B SI 89 B SI 87 1 SAFE M CH 86 L SI 89 X SI 90 2-2 ① F9 1-3		C FF 91 B SL 85 S SL 82 B FF 91 S FF 92 2-3 ② K	5	0	0	0	0	1	2
66 Yasiel Puig, R (1, 9) OBP: 0.438, SLG: 0.614	B SI 91 X SI 92 1-0 2-H 1B		X SL 85 0-0 1B		B SI 92 C SI 91 S CH 83 F CH 84 X SI 91 1-2 1B		I IN 70 I IN 72 I IN 72 I IN 73 4-0 23 G6-4-3 IBB		S SL 83 B FF 92 B FF 92 B SL 84 B FF 91 4-1 BB	3	0	3	1	2	0	0
23 Adrián González, L (1, 3) OBP: 0.346, SLG: 0.530	B SI 89 X CH 82 1-0 ② F9		X SI 89 0-0 ③ F8		X FF 89 0-0 ③ F7		S FF 93 X FF 91 0-1 ②③ G6-4-3 1-2f		C SL 84 B SL 83 B FF 92 F FF 92 S SL 85 2-3 ③ K	5	0	0	0	0	1	6
16 Andre Ethier, L (1, 8) OBP: 0.338, SLG: 0.376	C SI 89 B FF 88 S SL 82 X CH 81 1-2 ③ G3			S CH 82 B SI 91 C CH 82 H SI 92 2-2 3 G3-6 HBP		B CH 83 F SI 90 S CH 83 X CH 83 1-2 17 1B 1B			B FF 90 B FF 90 X FF 90 2-0 2B	3	0	2	0	0	0	1
3 Carl Crawford, L (1, 7) OBP: 0.300, SLG: 0.418		C SI 91 X SL 83 0-1 HR		C SI 90 X CH 83 0-1 ①② G3-6 1-2f		C SI 90 B SI 90 F CH 82 C SI 91 1-3 ① K			L SL 84 C FF 90 X FF 92 0-2 1B	4	1	2	1	0	1	2
17 A.J. Ellis, R (1, 2) OBP: 0.339, SLG: 0.222		B SI 91 C SL 84 F SI 91 X SI 91 1-2 ① L8		B SI 92 C CH 82 B CH 84 B SL 84 D SI 90 4-1 11 BB BB		1 SAFE B SI 89 X SI 92 1-0 1-3 1B			B SL 84 B FF 90 X FF 91 2-0 ① F9	3	0	1	0	1	0	2
11 Erisbel Arruebarrena, R (1, 6)		C SL 84 S SI 91 S CH 82 0-3 ② K		B SI 91 B SI 91 B SL 86 B SI 89 4-0 1-2 BB		S CH 84 M SI 90 D CH 83 B SI 91 S CH 83 2-3 ② K			C FF 90 F FF 90 S FF 91 0-3 ② K	3	0	0	0	1	3	4
22 Clayton Kershaw, L (1, 1) OBP: 0.200, SLG: 0.200 43 Brandon League, R (7, 1) 56 J.P. Howell, L (7, 1) 13 Hanley Ramirez, R (8, PH) OBP: 0.333, SLG: 0.451 0 Brian Wilson, R (8, 1) 74 Kenley Jansen, S (9, 1)		B SI 91 C SI 91 B CH 83 X SI 91 2-1 ③ G4-3		C SI 89 B CH 82 C B X 2-2 ③ G6-3		D CH 84 C SI 91 X SI 90 1-1 ③ G4-3		X FF 91 0-0 ③ F7		3 0 0 0 0 0 4 0 0 0 0 0 0 0 0 0 0 0 0 0 0 1 0 0 0 0 0 2 0 0 0 0 0 0 0 0 0 0 0 0 0 0						
Inning Stats	R: 1 E: 0 K: 0 S: 11 H: 2 LOB: 1 BB: 0 P: 16	R: 1 E: 0 K: 1 S: 10 H: 1 LOB: 0 BB: 0 P: 13	R: 0 E: 0 K: 0 S: 8 H: 1 LOB: 1 BB: 0 P: 10	R: 0 E: 0 K: 0 S: 8 H: 0 LOB: 2 BB: 2 P: 20	R: 0 E: 0 K: 0 S: 12 H: 1 LOB: 1 BB: 0 P: 17	R: 0 E: 0 K: 2 S: 12 H: 2 LOB: 2 BB: 0 P: 18	R: 0 E: 0 K: 0 S: 9 H: 0 LOB: 1 BB: 2 P: 19	R: 0 E: 0 K: 1 S: 9 H: 2 LOB: 2 BB: 0 P: 13	R: 0 E: 0 K: 2 S: 8 H: 0 LOB: 1 BB: 1 P: 17	1B: 7 2B: 1 3B: 0 HR: 1 SF: 0 SAC: 0 DP: 2 HBP: 1						

PITCHER		IP	WLS	BF	H	R	ER	SO	BB	IBB	HBP	BLK	WP	HR	S	P	ERA	WHIP
27 Roberto Hernandez, R ERA: 3.83	(1, 1)	6.1	L	30	7	2	2	3	3	1	1	0	0	1	68	111	2.84	1.579
43 Mario Hollands, L ERA: 3.94	(7, 1)	0.2		1	0	0	0	0	0	0	0	0	0	0	2	2	0.00	0.000
59 Antonio Bastardo, L ERA: 4.15	(8, 1)	2.0		9	2	0	0	3	1	0	0	0	0	0	17	30	0.00	1.500

PITCHER	IP	WLS	BF	H	R	ER	SO	BB	IBB	HBP	BLK	WP	HR	S	P	ERA	WHIP

TOP

Los Angeles Dodgers @ Philadelphia Phillies

Citizens Bank Park, Philadelphia, PA

Fri May 23 2014, 7:07 PM - 11:04 PM EDT

Att. 27,254 - Cloudy - 77 F

livebaseballscorecards.com

AB	34
R	2
H	9
RBI	2
BB	5
SO	6
LOB	23

WP: 0	PA: 40					
PB: 0						
SB: 3						
CS: 0						

BOTTOM

Los Angeles Dodgers @ Philadelphia Phillies
Citizens Bank Park, Philadelphia, PA
Fri May 23 2014, 7:07 PM - 11:04 PM EDT
Att. 27,254 - Cloudy - 77 F

livebaseballscorecards.com

Batter	1	2	3	4	5	6	7	8	9	AB	R	H	RBI	BB	SO	LOB
11 Jimmy Rollins, S (1, 6) OBP: 0.373, SLG: 0.456	F FF 92 B CH 88 B FF 92 B FF 93 S FF 93 X FF 94 3-2 ① G5-3		C FF 93 B CH 90 X CH 88 1-1 ③ P4			C FF 91 F CU 74 X SL 87 0-2 2B	D SI 87 X SI 86 1-0 ② FC5-2 1-2 2-3 3-Hf			4	0	1	0	0	0	3
51 Carlos Ruiz, R (1, 2) OBP: 0.386, SLG: 0.381	B SL 88 S SL 88 S SL 88 F SL 89 B FF 94 B FF 94 F SL 87 X FF 94 3-2 ② L8			B SL 91 C SL 90 B SL 90 C FF 94 B SL 90 F SL 88 F FF 94 D SL 88 4-2 26 2B BB		B FF 92 D FF 92 B FF 93 C FF 92 2 SAFE F FF 92 B FF 92 4-2 BB	B SI 87 D SI 87 S SI 86 X SI 86 2-1 ③ L9			2	0	0	0	2	0	3
26 Chase Utley, L (1, 4) OBP: 0.392, SLG: 0.545	C FF 94 C CU 75 X FF 93 0-2 ③ P5			F FF 94 X FF 94 0-1 1-3 2B		C FF 93 X SL 87 0-1 ① F9		C SL 86 B SI 91 C SL 88 B FF 92 F SI 92 B SL 89 F SL 87 F SL 88 F SL 90 3-3 C SL 88 ① K		4	0	1	0	0	1	2
3 Marlon Byrd, R (1, 9) OBP: 0.333, SLG: 0.491		F FF 93 B CH 89 S SL 88 B FF 94 S SL 89 2-3 ① K		S SL 89 S SL 88 S SL 88 0-3 ① K2-3		X FF 92 0-0 ② P3		F SL 89 B FF 93 F SL 90 S FF 93 1-3 ② K		4	0	0	0	0	3	4
6 Ryan Howard, L (1, 3) OBP: 0.316, SLG: 0.413		F FF 95 F FF 94 C FF 94 0-3 ② K		F FF 93 F FF 94 D SL 89 B SL 88 F FF 94 B CU 74 F FF 94 S SL 87 3-3 ② K2-3		C SL 86 F FF 93 C FF 94 0-3 ③ K		F SI 93 B SL 89 S SL 89 B SL 89 B SL 89 X SL 88 3-2 ③ L7		4	0	0	0	0	3	4
18 Darin Ruf, R (1, 7) 2 Ben Revere, L (7, PH) OBP: 0.284, SLG: 0.297 (8, 8)		B CU 74 S SL 87 B CU 75 B FF 95 B FF 94 4-1 BB		C FF 93 B FF 94 B FF 93 S SL 85 S SL 85 2-3 ③ K2-3			B SI 93 B SI 94 C SI 94 X SI 93 2-1 19 SH 16 BB 11 FC5-2 1B		B FC 90 C FC 92 F FC 93 F FC 94 B FF 94 F FC 94 X FC 94 2-2 ① G4-3	1 2	0 0	0 1	0 0	1 0	1 0	2 0
16 César Hernández, S (1, 5) OBP: 0.250, SLG: 0.364		C FF 95 1 SAFE B FF 94 B SL 86 S SL 87 B SL 84 X FF 94 3-2 ③ G4-3			M SL 87 S SL 86 B FF 93 B FF 92 F SL 87 B FF 92 C SL 86 3-3 ① K		B SI 92 B SI 92 B SI 93 B SI 93 4-0 11 FC5-2 19 SH 1-2 BB		F FC 92 F FF 93 S FC 96 0-3 ② K	3	0	0	0	1	2	1
15 John Mayberry Jr., R (1, 8) OBP: 0.333, SLG: 0.375 19 Tony Gwynn Jr., L (7, PH) OBP: 0.316, SLG: 0.231 (8, 7)			F FF 92 X FF 92 0-1 ① F8		C CH 85 B SL 87 C FF 93 F CU 75 X FF 93 1-2 ② G5-3		L SI 92 X SI 92 0-1 SH 11 FC5-2 1-2 2-3		C FC 91 X FC 94 0-1 ③ L7	2 1	0 0	0 0	0 0	0 0	0 0	0 0
27 Roberto Hernandez, R (1, 1) 43 Mario Hollands, L (7, 1) 9 Domonic Brown, L (7, PH) OBP: 0.263, SLG: 0.315 59 Antonio Bastardo, R (8, 1)			C FF 92 C FF 92 S FF 93 0-3 ② K		F FF 91 C FF 92 S CU 74 0-3 ③ K		X SI 88 0-0 ① L7			2 0 1 0	0 0 0 0	0 0 0 0	0 0 0 0	0 0 0 0	2 0 0 0	0 0 3 0

Inning Stats																																			
	R: 0 E: 0 K: 0 S: 11	H: 0 LOB: 0 BB: 0 P: 17	R: 0 E: 0 K: 2 S: 10	H: 0 LOB: 1 BB: 1 P: 19	R: 0 E: 0 K: 1 S: 7	H: 0 LOB: 0 BB: 0 P: 8	R: 0 E: 0 K: 3 S: 17	H: 1 LOB: 2 BB: 1 P: 26	R: 0 E: 0 K: 2 S: 11	H: 0 LOB: 0 BB: 0 P: 15	R: 0 E: 0 K: 1 S: 11	H: 1 LOB: 2 BB: 1 P: 15	R: 0 E: 1 K: 0 S: 8	H: 1 LOB: 3 BB: 1 P: 17	R: 0 E: 0 K: 2 S: 13	H: 0 LOB: 0 BB: 0 P: 20	R: 0 E: 0 K: 1 S: 10	H: 0 LOB: 0 BB: 0 P: 12	1B: 1 2B: 2 3B: 0 HR: 0	SF: 0 SAC: 1 DP: 0 HBP: 0	WP: 0 PB: 0 SB: 0 CS: 0	PA: 35

PITCHER		IP	WLS	BF	H	R	ER	SO	BB	IBB	HBP	BLK	WP	HR	S	P	ERA	WHIP
22 Clayton Kershaw, L ERA: 3.49	(1, 1)	6.0	W	23	2	0	0	9	3	0	0	0	0	0	67	100	0.00	0.833
43 Brandon League, R ERA: 1.35	(7, 1)	0.0		3	1	0	0	0	1	0	0	0	0	0	4	10	∞	∞
56 J.P. Howell, L ERA: 2.08	(7, 1)	1.0	H	3	0	0	0	0	0	0	0	0	0	0	4	7	0.00	0.000
0 Brian Wilson, R ERA: 7.71	(8, 1)	1.0	H	3	0	0	0	2	0	0	0	0	0	0	13	20	0.00	0.000
74 Kenley Jansen, R ERA: 4.15	(9, 1)	1.0	S	3	0	0	0	1	0	0	0	0	0	0	10	12	0.00	0.000

PITCHER	IP	WLS	BF	H	R	ER	SO	BB	IBB	HBP	BLK	WP	HR	S	P	ERA	WHIP

Batter	1	2	3	4	5	6	7	8	9	AB	R	H	RBI	BB	SO	LOB
9 Dee Strange-Gordon, L (1, 4) OBP: 0.338, SLG: 0.385	B FF 91 X SI 91 1-0 ① G6-3		C FF 91 B CU 77 B CH 82 C SI 92 C SI 92 2-3 ③ K		F SI 92 F FF 91 F CH 82 F CH 82 X FF 93 0-2 10 E 2-H 1B			C SI 91 B CU 78 S SL 88 X CU 79 1-2 ① G4-3		4	0	1	1	0	1	0
10 Justin Turner, R (1, 5) OBP: 0.280, SLG: 0.321	C FF 92 B SI 92 F FF 91 X SI 90 1-2 ② G5-3			B FF 91 B FF 92 X FF 92 2-0 66 1B 3 G3 2B	C FF 92 2 SAFE C SI 92 B FF 91 F FF 91 S CH 82 1-3 ③ K 2-3			C SI 90 F CU 79 B SI 90 C SI 93 1-3 ② K		4	1	1	0	0	2	1
66 Yasiel Puig, R (1, 9) OBP: 0.439, SLG: 0.624	B SI 93 X FF 91 1-0 ③ G6-3			B FF 91 X FF 92 1-0 3 G3 23 G1-3 2-3 1B		B SL 84 B SI 98 B SI 98 C SI 98 X SI 97 3-1 16 PB 3B		F SL 88 B CU 79 X SI 91 1-1 ③ G5-3		4	1	2	0	0	0	0
23 Adrián González, L (1, 3) OBP: 0.340, SLG: 0.519		B FF 90 C CH 81 X FF 91 1-1 ① G4-3		B FF 92 F FF 93 F SI 91 B SI 92 F FF 91 X CH 82 2-2 ① G1-3 1-2		S SL 84 S SL 84 S SL 84 0-3 ① K2-3			F FF 90 X FF 91 0-1 ① L9	4	0	0	0	0	1	3
3 Carl Crawford, L (1, 7) OBP: 0.292, SLG: 0.406		B FF 91 B SI 92 X SI 91 2-0 ② L7		F FF 91 B FF 91 B SI 92 X CH 83 2-1 ② G3 2-3 3-H		D SL 85 B SI 99 X SI 98 2-0 ② G1-3			S FF 91 B FF 91 X FS 86 1-1 ② G3	4	0	0	1	0	0	2
16 Andre Ethier, L (1, 8) OBP: 0.343, SLG: 0.380		B FF 92 C FF 91 C CU 78 X CH 82 1-2 1B		X FF 91 0-0 ③ L7		B SI 97 C SI 97 B SL 85 B SI 99 C SI 97 X SI 97 3-2 ③ G6-3 3-H			C FF 92 B FF 92 S FF 92 X FF 93 1-2 17 DI 1B	4	0	2	0	0	0	1
17 A.J. Ellis, R (1, 2) OBP: 0.350, SLG: 0.213		C SI 91 B CH 82 X FF 92 1-1 ③ F9			B FF 90 C FF 90 C CU 77 X CH 82 1-2 ① P3		B SI 96 B SI 95 C SI 97 B SI 95 B SI 96 4-1 11 G4-6-3 BB		F SL 83 B FF 91 B FF 91 F FF 92 B SL 84 F FF 92 B FF 92 4-2 1-2 BB	2	0	0	0	2	0	1
11 Erisbel Arruebarrena, R (1, 6) 33 Scott Van Slyke, R (9, PH) OBP: 0.368, SLG: 0.586			X FF 90 0-0 ① G5-3		C FF 92 F CH 82 B CU 78 B FF 91 B CH 83 X FF 92 3-2 14 G6-3 9 1B 1B		S SI 96 S SL 83 F SI 97 F SL 83 X SI 97 0-2 ①② G4-6-3 1-2f		C FF 92 F FF 93 D SL 84 S SL 83 1-3 ③ K	3 1	1 0	1 0	0 0	0 0	0 1	1 2
14 Dan Haren, R (1, 1) OBP: 0.227, SLG: 0.150 27 Matt Kemp, R (7, PH) OBP: 0.327, SLG: 0.453 47 Paul Maholm, L (7, 1)			C FF 91 X FF 91 0-1 ② G6-3		X SI 91 0-0 ② G6-3 1-2		B SI 96 S SI 97 X SI 98 1-1 ③ G5-3			2 1 0	0 0 0	0 0 0	0 0 0	0 0 0	0 0 0	1 0 0
Inning Stats	R: 0 E: 0 K: 0 S: 5 H: 0 LOB: 0 BB: 0 P: 8	R: 0 E: 0 K: 0 S: 8 H: 1 LOB: 1 BB: 0 P: 13	R: 0 E: 0 K: 1 S: 6 H: 0 LOB: 0 BB: 0 P: 8	R: 1 E: 0 K: 0 S: 9 H: 2 LOB: 1 BB: 0 P: 16	R: 1 E: 1 K: 1 S: 16 H: 2 LOB: 1 BB: 0 P: 21	R: 1 E: 0 K: 1 S: 9 H: 1 LOB: 0 BB: 0 P: 17	R: 0 E: 0 K: 0 S: 8 H: 0 LOB: 0 BB: 1 P: 13	R: 0 E: 0 K: 1 S: 8 H: 0 LOB: 0 BB: 0 P: 11	R: 0 E: 0 K: 1 S: 13 H: 1 LOB: 2 BB: 1 P: 20	1B: 5 2B: 1 3B: 1 HR: 0 SF: 0 SAC: 0 DP: 1 HBP: 0						WP: 0 PB: 1 SB: 0 CS: 0 PA: 35

PITCHER	IP	WLS	BF	H	R	ER	SO	BB	IBB	HBP	BLK	WP	HR	S	P	ERA	WHIP
55 David Buchanan, R (1, 1) ERA: 3.6	5.0	W	20	5	2	2	2	0	0	0	0	0	0	44	66	3.60	1.000
63 Jake Diekman, L (6, 1) ERA: 3.86	2.0	H	7	1	1	0	1	1	0	0	0	0	0	17	30	0.00	1.000
37 Mike Adams, R (8, 1) ERA: 2.57	1.0	H	3	0	0	0	1	0	0	0	0	0	0	8	11	0.00	0.000
58 Jonathan Papelbon, R (9, 1) ERA: 1.96	1.0	S	5	1	0	0	1	1	0	0	0	0	0	13	20	0.00	2.000

PITCHER	IP	WLS	BF	H	R	ER	SO	BB	IBB	HBP	BLK	WP	HR	S	P	ERA	WHIP

TOP

Los Angeles Dodgers @ Philadelphia Phillies
Citizens Bank Park, Philadelphia, PA
Sat May 24 2014, 3:08 PM - 5:44 PM EDT
Att. 32,287 - Cloudy - 70 F

livebaseballscorecards.com

AB	33
R	3
H	7
RBI	2
BB	2
SO	5
LOB	12

BOTTOM

Los Angeles Dodgers @ Philadelphia Phillies

Citizens Bank Park, Philadelphia, PA

Sat May 24 2014, 3:08 PM - 5:44 PM EDT

Att. 32,287 - Cloudy - 70 F

livebaseballscorecards.com

Batter	1	2	3	4	5	6	7	8	9	AB	R	H	RBI	BB	SO	LOB
2 Ben Revere, L (1, 8) OBP: 0.303, SLG: 0.322	C SI 86 X FS 81 0-1 26 HR 2B	B KC 76 C KC 76 X FC 83 1-1 11 1B 2-H 1B			L SI 85 B FC 82 F FC 83 X FC 83 1-2 E1 11 G6-3 1B		B SI 86 F SL 80 B SL 80 X SI 87 2-1 1B			4	3	4	1	0	0	0
11 Jimmy Rollins, S (1, 6) OBP: 0.370, SLG: 0.451	X FC 84 0-0 ① B2	C FC 84 D FC 84 F FC 83 D FS 80 F SI 86 X FF 87 2-2 2-H 1B			B FC 82 C KC 75 F FC 82 X FS 80 1-2 ① G6-3 3-H		B SI 86 1 SAFE 1 SAFE C SI 86 B CU 72 X CH 80 2-1 ③ G5-3			4	0	1	2	0	0	2
26 Chase Utley, L (1, 4) OBP: 0.389, SLG: 0.556	B KC 75 F FC 83 X FC 84 1-1 2-H HR	X SI 86 0-0 ③ P4			B FF 86 C FS 81 S KC 77 C FC 84 1-3 ② K			C SI 86 F CH 81 F FF 88 S SI 88 0-3 ① K		4	1	1	2	0	2	1
6 Ryan Howard, L (1, 3) OBP: 0.309, SLG: 0.404	B SI 87 S FC 84 F FC 84 B FS 82 B FS 82 F FC 84 S FC 85 3-3 ② K		S FS 80 B FS 79 F FS 79 B FC 84 S FS 81 2-3 ① K		B KC 77 X FS 81 1-0 ③ G4-3			S FF 88 B SI 89 B FF 89 X SI 88 2-1 ② G4-3		4	0	0	0	0	2	0
3 Marlon Byrd, R (1, 9) OBP: 0.337, SLG: 0.494	B SI 87 F SI 87 F FF 87 B FS 84 F SI 87 F FC 84 F FC 84 F KC 76 X FC 84 2-2 2B		S FS 81 S KC 79 S FS 81 0-3 ② K			C FS 80 B FS 80 F FS 79 B FF 86 S FF 87 2-3 ① K		S CH 82 F CU 73 H FF 88 1-2 19 BLK HBP		3	0	1	0	0	2	0
9 Domonic Brown, L (1, 7) OBP: 0.258, SLG: 0.309 19 Tony Gwynn Jr., L (7, 7) OBP: 0.312, SLG: 0.227	C SI 87 C FC 83 F SI 86 B FC 84 F SI 88 F FC 83 F SI 88 F FC 83 F FC 83 2-2 B FF 88 X FC 85 F7		S FC 84 F FC 84 S FF 86 0-3 ③ K			C FC 84 F FC 84 B FF 85 T FC 83 1-2 ② K		C SL 81 X SI 88 0-1 ③ G3 1-2		3 1	0 0	0 0	0 0	0 0	2 0	1 1
51 Carlos Ruiz, R (1, 2) OBP: 0.385, SLG: 0.375		C SI 86 B FF 86 B FF 86 B FS 80 B FC 83 4-1 55 SH5-4 16 BB BB		B KC 74 B SI 85 C FC 82 C SI 86 B FC 84 X FS 83 3-2 ① L8		C FC 83 B FC 84 C FF 85 B FF 86 F FS 80 F FF 85 F FC 83 F KC 76 X SI 88 2-2 ③ F9				2	0	0	0	1	0	0
16 César Hernández, S (1, 5) OBP: 0.259, SLG: 0.333		C FF 86 B FC 83 F FF 87 D FC 85 F FC 84 F SI 87 1 SAFE B FF 87 B FC 85 4-2 55 SH5-4 2 1B 1-2 BB		C KC 76 C FC 80 B FS 82 B FS 80 X KC 76 2-2 ② L7			B SI 87 F CH 80 X CU 72 1-1 ① L4			2	1	0	0	1	0	0
55 David Buchanan, R (1, 1) 63 Jake Diekman, R (6, 1) 18 Darin Ruf, R (7, PH) 37 Mike Adams, R (8, 1) 58 Jonathan Papelbon, R (9, 1)		M FC 82 2 SAFE X FC 82 0-1 ①② SH5-4 1-2 2-3		S FC 83 F FC 84 X FC 83 0-2 ③ P4			B CU 73 F CH 80 B CH 80 C CH 81 C SI 86 2-3 ② K			1 0 1 0 0	0 0 0 0 0	0 0 0 0 0	0 0 0 0 0	0 0 1 0 0	0 0 0 0 0	0 0 0 0 0
Inning Stats	R: 2 E: 0 K: 1 S: 25 H: 3 LOB: 1 BB: 0 P: 33	R: 2 E: 0 K: 0 S: 14 H: 2 LOB: 1 BB: 2 P: 25	R: 0 E: 0 K: 3 S: 9 H: 0 LOB: 0 BB: 0 P: 11	R: 0 E: 0 K: 0 S: 9 H: 0 LOB: 0 BB: 0 P: 14	R: 1 E: 1 K: 1 S: 10 H: 1 LOB: 0 BB: 0 P: 14	R: 0 E: 0 K: 2 S: 13 H: 0 LOB: 0 BB: 0 P: 18	R: 0 E: 0 K: 1 S: 9 H: 1 LOB: 1 BB: 0 P: 16	R: 0 E: 0 K: 1 S: 10 H: 0 LOB: 1 BB: 0 P: 13		1B: 4 2B: 2 3B: 0 HR: 1 SF: 0 SAC: 1 DP: 0 HBP: 1				WP: 0 PB: 0 SB: 0 CS: 0 PA: 33		

	AB	29
	R	5
	H	7
	RBI	5
	BB	2
	SO	9
	LOB	5

PITCHER		IP	WLS	BF	H	R	ER	SO	BB	IBB	HBP	BLK	WP	HR	S	P	ERA	WHIP
14 Dan Haren, R ERA: 3.16	(1, 1)	6.0	L	25	6	5	2	7	2	0	0	0	0	1	80	115	3.00	1.333
47 Paul Maholm, L ERA: 5.06	(7, 1)	2.0		8	1	0	0	2	0	0	1	1	0	0	19	29	0.00	0.500

PITCHER	IP	WLS	BF	H	R	ER	SO	BB	IBB	HBP	BLK	WP	HR	S	P	ERA	WHIP

Batter	1	2	3	4	5	6	7	8	9	AB	R	H	RBI	BB	SO	LOB
9 Dee Strange-Gordon, L (1, 4) OBP: 0.340, SLG: 0.382	B SI 91 B SI 91 X SI 91 2-0 3 F8 3 S 23 2B 1B	B SI 93 F SI 92 X SI 93 1-1 ② FC3-2 2-3 3-H			C SI 90 S KC 80 F KC 81 F KC 80 X KC 80 0-2 ① G6-3		B SI 89 B SI 88 B SI 90 B SI 90 4-0 3 S 3 E BB		F SI 93 X CU 82 0-1 ① F7	4	2	1	0	1	0	2
3 Carl Crawford, L (1, 7) OBP: 0.282, SLG: 0.392	C SI 92 F SI 93 B KC 80 X SI 92 1-2 ① F8 1-3	X KC 82 0-0 ③ L9			F SI 90 B KC 79 F SI 89 X KC 81 1-2 ② F7		B SI 91 B SI 91 B SI 91 C SI 90 X SI 92 3-1 E3 66 2B 23 1B 1-H		X FF 93 0-0 ② P4	5	1	0	0	0	0	3
66 Yasiel Puig, R (1, 9) OBP: 0.438, SLG: 0.623	C SI 93 T FF 93 B SI 93 X KC 83 1-2 ② L4		B KC 82 B SI 90 B CH 87 C SI 92 X FF 92 3-1 ① P4		B FF 92 X KC 82 1-0 23 S 1B		C KC 81 D KC 82 X KC 82 1-1 23 1B 16 G6-4-3 2-3 2B		F CU 85 B FF 93 T SI 93 B CU 85 B SI 92 C CU 83 3-3 ③ K	5	1	2	0	0	1	1
23 Adrián González, L (1, 3) OBP: 0.347, SLG: 0.529	B KC 81 B SI 92 C CH 87 B SI 92 F SI 93 X SI 93 3-2 3-H 2B		C CH 85 B KC 81 X KC 79 1-1 16 FC5-4 1B		1 SAFE 1 SAFE 1 SAFE D CH 85 S FF 92 D CH 79 X SI 92 2-1 ③ G4-3 1-2		B SI 93 X SI 93 1-0 16 G6-4-3 2-3 3-H 1B			4	0	3	2	0	0	1
16 Andre Ethier, L (1, 8) OBP: 0.333, SLG: 0.368	C KC 81 C SI 93 C KC 82 0-3 ③ K		C SI 93 X SI 93 0-1 ② FC5-4 1-2f			B KC 79 F SI 90 F FF 91 F KC 80 B SI 91 X KC 79 2-2 ① G6-3	C KC 81 F KC 82 F SI 91 B SI 93 F KC 83 F SI 92 F CH 87 X SI 93 1-2 ①② G6-4-3 1-2f 3-H			4	0	0	0	0	1	3
10 Justin Turner, R (1, 5) OBP: 0.289, SLG: 0.364		X SI 91 0-0 HR	C SI 92 B KC 81 D KC 81 F SI 91 S KC 83 2-3 ③ K			B KC 80 X SI 91 1-0 31 G6-3 11 1B 1B	B SI 92 B CH 87 X SI 89 2-0 ③ G5-3			4	2	2	1	0	1	1
31 Drew Butera, R (1, 2) OBP: 0.294, SLG: 0.356		X FF 92 0-0 61 11 SH1-4 1B 9 FC3-2 1B		X FF 91 0-0 ① F9		B KC 80 1 SAFE B SI 90 1 SAFE X SI 90 2-0 ② G6-3 1-2		C CU 84 B SI 92 X SI 93 1-1 ① F8		4	0	1	0	0	0	1
11 Erisbel Arruebarrena, R (1, 6) OBP: 0.364, SLG: 0.300		B KC 81 C SI 91 1 SAFE X SI 92 1-1 9 61 FC3-2 SH1-4 1-2 1B	B FF 92 X SI 91 1-0 ② F8		D KC 82 X SI 91 1-0 2-H 1B			X SI 94 0-0 ② L6		4	0	2	1	0	0	0
61 Josh Beckett, R (1, 1) OBP: 0.111, SLG: 0.111		X SI 90 0-0 ① SH1-4 1-2 2-3	C FF 90 B SI 90 X SI 90 1-1 ③ G6-3			C FF 91 B FF 92 C FF 91 S SI 91 1-3 ③ K		C SI 93 C SI 94 X SI 94 0-2 ③ G6-3		3	0	0	0	0	1	1
Inning Stats	R: 1 E: 0 K: 1 S: 13 H: 2 LOB: 1 BB: 0 P: 20	R: 1 E: 0 K: 0 S: 8 H: 3 LOB: 2 BB: 0 P: 10	R: 0 E: 0 K: 1 S: 9 H: 1 LOB: 1 BB: 0 P: 15	R: 0 E: 0 K: 0 S: 4 H: 0 LOB: 0 BB: 0 P: 6	R: 0 E: 0 K: 0 S: 11 H: 1 LOB: 1 BB: 0 P: 15	R: 1 E: 0 K: 1 S: 10 H: 2 LOB: 1 BB: 0 P: 17	R: 3 E: 1 K: 0 S: 13 H: 2 LOB: 0 BB: 1 P: 25	R: 0 E: 0 K: 0 S: 6 H: 0 LOB: 0 BB: 0 P: 7	R: 0 E: 0 K: 1 S: 6 H: 0 LOB: 0 BB: 0 P: 9	1B: 8 2B: 2 3B: 0 HR: 1 SF: 0 SAC: 1 DP: 1 HBP: 0	WP: 0 PB: 0 SB: 3 CS: 0 PA: 39					

PITCHER		IP	WLS	BF	H	R	ER	SO	BB	IBB	HBP	BLK	WP	HR	S	P	ERA	WHIP
34 A.J. Burnett, R ERA: 3.51	(1, 1)	7.0	L	33	11	6	4	3	1	0	0	0	0	1	68	108	5.14	1.714
52 Jeff Manship, R ERA: 6.43	(8, 1)	2.0		6	0	0	0	1	0	0	0	0	0	0	12	16	0.00	0.000

PITCHER	IP	WLS	BF	H	R	ER	SO	BB	IBB	HBP	BLK	WP	HR	S	P	ERA	WHIP

TOP

Los Angeles Dodgers @ Philadelphia Phillies

Citizens Bank Park, Philadelphia, PA

Sun May 25 2014, 1:40 PM - 4:18 PM EDT

Att. 36,141 - Partly Cloudy - 83 F

livebaseballscorecards.com

AB	37
R	6
H	11
RBI	4
BB	1
SO	4
LOB	13

BOTTOM

Los Angeles Dodgers @ Philadelphia Phillies
Citizens Bank Park, Philadelphia, PA
Sun May 25 2014, 1:40 PM - 4:18 PM EDT
Att. 36,141 - Partly Cloudy - 83 F

livebaseballscorecards.com

Batter	1	2	3	4	5	6	7	8	9	AB	R	H	RBI	BB	SO	LOB
2 Ben Revere, L (1, 8) OBP: 0.295, SLG: 0.314	B FF 91 B FF 91 B FF 92 C FF 92 C FF 92 F FF 92 X FF 93 3-2 ① G3-1		C FF 92 X CH 86 0-1 ② L4			C CH 85 S CH 86 X FF 92 0-2 ② F7			X SI 93 0-0 ② G3-1	4	0	0	0	0	0	0
11 Jimmy Rollins, S (1, 6) OBP: 0.368, SLG: 0.443	C CU 71 S CH 85 B SI 92 B CU 74 X FF 92 2-2 ② G3		C FF 92 F CU 73 B CU 77 F CU 72 B FF 92 B FF 91 F SI 91 X FF 91 3-2 ③ F8			C FF 91 S CU 71 B CU 73 B CH 85 X CH 85 2-2 ③ G3			C CH 87 B CU 72 B CH 85 F SI 92 B CU 75 D CU 73 4-2 ② 26 DI BB	3	0	0	0	1	0	0
26 Chase Utley, L (1, 4) OBP: 0.387, SLG: 0.546	S FF 92 B CU 70 S CU 74 B CU 77 B CU 72 B SI 93 4-2 BB			C SI 90 B SI 91 X SI 91 1-1 ① F7			X SI 91 0-0 ① G4-3		B CU 71 B CU 71 S CH 86 B SI 93 C CU 71 C SI 94 3-3 ③ K 1-2	3	0	0	0	0	1	1
6 Ryan Howard, L (1, 3) OBP: 0.305, SLG: 0.397	B SI 92 C CU 71 S CH 85 B CH 87 D CU 77 C SI 93 3-3 ③ K			C CU 72 B CU 74 X CU 71 1-1 ② G3			C SI 91 S CU 72 B FF 92 B CU 77 F CH 85 F FF 92 F CU 71 X CU 73 2-2 ② F8			3	0	0	0	0	1	1
3 Marlon Byrd, R (1, 9) OBP: 0.337, SLG: 0.489		B CU 70 B FF 89 B SI 90 C SI 91 B SI 92 4-1 BB		B FF 91 C FF 91 S FC 88 F FF 90 S CU 70 1-3 ③ K			X CU 72 0-0 ③ P6			2	0	0	0	1	1	0
9 Domonic Brown, L (1, 7) OBP: 0.254, SLG: 0.304		X SI 91 0-0 ① F8			C SI 90 B SI 91 F CU 70 B CU 77 X SI 91 2-2 ① L7			C CH 85 B CH 86 C CU 68 B SI 92 C FF 92 2-3 ① K		3	0	0	0	0	1	1
21 Wil Nieves, R (1, 2) OBP: 0.308, SLG: 0.447		S FF 90 X FF 92 0-1 ② P2			C CU 69 B CU 73 F CU 70 X CU 76 1-2 ② G6-3			X SI 92 0-0 ② G6-3		3	0	0	0	0	0	1
16 César Hernández, S (1, 5) OBP: 0.233, SLG: 0.296		B CH 86 F SI 92 B SI 92 C CU 70 B CH 86 F SI 92 X SI 92 3-2 ③ L8			F SI 92 X CH 85 0-1 ③ G1			C SI 92 C CU 73 B CH 86 S CH 86 1-3 ③ K		3	0	0	0	0	1	1
34 A.J. Burnett, R (1, 1) OBP: 0.250, SLG: 0.300 52 Jeff Manship, R (8, 1) 19 Tony Gwynn Jr., L (9, PH) OBP: 0.308, SLG: 0.224			B SI 92 B FF 91 C SI 91 C SI 91 S FF 91 2-3 ① K			F FF 90 C SI 91 B FF 92 B SI 92 F SI 91 X FF 92 2-2 ① G6-3			C CU 72 B CU 72 B SI 92 F CH 86 X FF 91 2-2 ① P6	2 0 1	0 0 0	0 0 0	0 0 0	0 0 0	1 0 0	0 0 0
Inning Stats	R: 0 E: 0 K: 1 S: 12 H: 0 LOB: 1 BB: 1 P: 24	R: 0 E: 0 K: 0 S: 8 H: 0 LOB: 1 BB: 1 P: 15	R: 0 E: 0 K: 1 S: 10 H: 0 LOB: 0 BB: 0 P: 15	R: 0 E: 0 K: 1 S: 8 H: 0 LOB: 0 BB: 0 P: 11	R: 0 E: 0 K: 0 S: 8 H: 0 LOB: 0 BB: 0 P: 11	R: 0 E: 0 K: 0 S: 10 H: 0 LOB: 0 BB: 0 P: 14	R: 0 E: 0 K: 0 S: 8 H: 0 LOB: 0 BB: 0 P: 10	R: 0 E: 0 K: 2 S: 7 H: 0 LOB: 0 BB: 0 P: 10	R: 0 E: 0 K: 1 S: 9 H: 0 LOB: 1 BB: 1 P: 18	1B: 0 2B: 0 3B: 0 HR: 0	SF: 0 SAC: 0 DP: 0 HBP: 0						

	AB	27
	R	0
	H	0
	RBI	0
	BB	3
	SO	6
	LOB	5

PITCHER	IP	WLS	BF	H	R	ER	SO	BB	IBB	HBP	BLK	WP	HR	S	P	ERA	WHIP
61 Josh Beckett, R (1, 1) ERA: 2.43	9.0	W	30	0	0	0	6	3	0	0	0	0	0	80	128	0.00	0.333

PITCHER	IP	WLS	BF	H	R	ER	SO	BB	IBB	HBP	BLK	WP	HR	S	P	ERA	WHIP

WP: 0 PA: 30
PB: 0
SB: 0
CS: 0

Colorado Rockies @ Philadelphia Phillies

Citizens Bank Park, Philadelphia, PA

Mon May 26 2014, 5:09 PM - 8:16 PM EDT

Att. 27,289 - Partly Cloudy - 88 F

TOP

livebaseballscorecards.com

Batter	1	2	3	4	5	6	7	8	9	AB	R	H	RBI	BB	SO	LOB
19 Charlie Blackmon, L (1, 8) OBP: 0.358, SLG: 0.524	B SI 89 X SI 89 1-0 3 L6-3 1B		L SL 77 B SI 90 S FC 87 X CH 83 1-2 ② F7		X FC 87 0-0 ② P6		B CH 79 B FC 87 B SI 90 C SI 88 X SI 90 3-1 3 1B 1B			4	0	2	0	0	0	2
3 Michael Cuddyer, R (1, 9) OBP: 0.365, SLG: 0.545	C SI 89 B SI 90 X FC 87 1-1 ①② L6-3 1-1		F SL 78 B SI 91 S CH 83 F SI 92 X CH 83 1-2 ③ L8 1-2		F SI 90 B SI 91 X SI 90 1-1 ③ G5-3		C SL 87 F CU 78 F SL 88 D CU 78 F SI 91 X SL 88 1-2 1-2 1B			4	0	1	0	0	0	3
2 Troy Tulowitzki, R (1, 6) OBP: 0.480, SLG: 0.720 9 DJ LeMahieu, R (8, 4) OBP: 0.329, SLG: 0.316	C SI 89 B SI 88 C SI 90 X SL 78 1-2 ③ F8			S CH 79 C SI 90 X FC 87 0-2 33 1B 1B	X SI 88 0-0 33 G3-1 5 BB 1B		C SL 88 C FF 91 B FF 90 B FF 93 B SL 88 S SL 87 3-3 ③ K			4 0	0 0	2 0	0 0	0 0	1 0	2 0
5 Carlos González, L (1, 7) OBP: 0.318, SLG: 0.461 58 Jordan Pacheco, R (8, 3) OBP: 0.289, SLG: 0.357		B SI 88 B FC 87 B SI 87 B SI 88 4-0 20 G6-4-3 BB		B SI 90 B CH 81 X SI 89 2-0 ① F7	M CH 80 D CH 82 B FC 87 B SI 90 B CH 81 4-1 33 G3-1 1-2 BB			C FF 91 B FF 91 T FF 90 X SL 84 1-2 ① G3		2 0	0 0	0 0	0 0	2 0	0 0	1 0
20 Wilin Rosario, R (1, 2) OBP: 0.254, SLG: 0.383		1 SAFE C SI 88 X SI 89 0-1 ①② G6-4-3 1-2f		X FC 86 0-0 ② L9	S CH 81 C SL 80 S SI 92 0-3 ① K			F SL 83 C FF 92 B FF 93 S SL 85 1-3 ② K		4	0	0	0	0	2	4
33 Justin Morneau, L (1, 3) OBP: 0.359, SLG: 0.550 0 Adam Ottavino, S (8, 1)		B CH 82 C FC 87 B CH 80 C SI 89 B FC 89 B CH 82 4-2 BB		B FC 88 B FC 87 F CH 81 X CH 81 2-1 1-3 1B	X SL 80 0-0 ② G3-1 1-2 2-3			B SL 84 X FF 92 1-0 ③ P5		3 0	0 0	1 0	0 0	1 0	0 0	2 0
14 Josh Rutledge, R (1, 4) OBP: 0.300, SLG: 0.393 (8, 6)		C FC 87 B SI 90 F CH 82 F FC 87 B SI 91 F SI 91 X CH 83 2-2 ③ G5-3		X SL 77 0-0 ③ F8	F CH 82 F SI 92 B FC 91 B SI 93 X FC 89 2-2 ③ P3				C SI 91 F SL 82 B SL 83 X FF 94 1-2 ① G6-3	4	0	0	0	0	0	5
23 Charlie Culberson, R (1, 5) OBP: 0.237, SLG: 0.316			C FC 85 F SI 88 B SI 90 S CH 82 1-3 ① K		X FC 85 0-0 45 SH2-4 1B		C SI 90 X SI 90 0-1 ① G5-3		C SL 83 B SL 83 C SL 81 S SL 83 1-3 ② K	4	0	1	0	0	2	0
45 Jhoulys Chacín, R (1, 1) OBP: 0.429, SLG: 0.500 54 Tommy Kahnle, R (6, 1) 1 Brandon Barnes, R (7, PH) OBP: 0.352, SLG: 0.388 37 Nick Masset, R (7, 1) 49 Rex Brothers, L (7, 1) 6 Corey Dickerson, L (8, 7) OBP: 0.367, SLG: 0.644			C FC 85 B CH 80 F SI 89 B FC 91 F SI 91 B SI 90 B SI 90 4-2 3 WP BB		C SI 87 L CH 79 X SL 75 0-2 ① SH2-4 1-2		C SL 76 F CH 81 X SI 92 0-2 ② G6-3		B FF 93 C SI 92 X SI 92 1-1 ③ F8	0 0 1 0 0 1	0 0 0 0 0 0	0 0 0 0 0 0	0 0 0 0 0 0	1 0 0 0 0 0	0 0 0 0 0 0	0 0 0 0 0 0
Inning Stats	R: 0 E: 0 K: 0 S: 6 H: 1 LOB: 0 BB: 0 P: 9	R: 0 E: 0 K: 0 S: 9 H: 0 LOB: 1 BB: 2 P: 19	R: 0 E: 0 K: 1 S: 13 H: 0 LOB: 1 BB: 1 P: 20	R: 0 E: 0 K: 0 S: 8 H: 2 LOB: 2 BB: 0 P: 12	R: 0 E: 0 K: 0 S: 7 H: 1 LOB: 1 BB: 0 P: 8	R: 0 E: 0 K: 1 S: 9 H: 1 LOB: 2 BB: 1 P: 15	R: 0 E: 0 K: 1 S: 15 H: 2 LOB: 2 BB: 0 P: 22	R: 0 E: 0 K: 1 S: 7 H: 0 LOB: 0 BB: 0 P: 10	R: 0 E: 0 K: 1 S: 8 H: 0 LOB: 0 BB: 0 P: 11	1B: 7 2B: 1 3B: 0 HR: 0 SF: 0 SAC: 1 DP: 2 HBP: 0						

	AB	31
	R	0
	H	7
	RBI	0
	BB	4
	SO	5
	LOB	19

WP: 1 PA: 36
PB: 0
SB: 0
CS: 0

PITCHER		IP	WLS	BF	H	R	ER	SO	BB	IBB	HBP	BLK	WP	HR	S	P	ERA	WHIP
38 Kyle Kendrick, R ERA: 4.04	(1, 1)	6.2	W	28	6	0	0	2	4	0	0	0	1	0	59	93	0.00	1.500
37 Mike Adams, R ERA: 2.51	(7, 1)	0.1		2	1	0	0	1	0	0	0	0	0	0	8	12	0.00	3.000
59 Antonio Bastardo, L ERA: 3.97	(8, 1)	1.0		3	0	0	0	1	0	0	0	0	0	0	7	10	0.00	0.000
30 Justin De Fratus, R ERA: 6.0	(9, 1)	1.0		3	0	0	0	1	0	0	0	0	0	0	8	11	0.00	0.000

PITCHER		IP	WLS	BF	H	R	ER	SO	BB	IBB	HBP	BLK	WP	HR	S	P	ERA	WHIP

Batter	1	2	3	4	5	6	7	8	9	AB	R	H	RBI	BB	SO	LOB
2 Ben Revere, L (1, 8) OBP: 0.304, SLG: 0.323	B FF 89 B FF 89 C FF 88 B SI 88 C SI 87 X SI 88 3-2 26 G4-6-3 1B			C SI 86 S SI 86 B CU 77 B SI 87 C SI 88 2-3 ① K	B SI 87 C CU 75 B FF 89 F CU 77 X SI 90 2-2 1-2 3-H 1B		X SI 90 0-0 11 FC4-6 1-2 1B	B SI 94 C ST 80 X FF 92 1-1 ③ G3-1		5	0	3	1	0	1	0
11 Jimmy Rollins, S (1, 6) OBP: 0.360, SLG: 0.433 17 Reid Brignac, L (9, 6) OBP: 0.200, SLG: 0.200	1 SAFE X SI 87 0-0 ① F9			C SI 87 C SI 88 F CU 76 X SI 88 0-2 ② P5	C CH 82 C SL 78 D CU 77 B SI 88 D SL 81 X CH 83 3-2 ③ G4-3		B SI 93 C SI 91 X CU 79 1-1 ① FC4-6 26 2B 6 1B 1-2f 2-3			4 0	1 0	0 0	0 0	0 0	0 0	5 0
26 Chase Utley, L (1, 4) OBP: 0.394, SLG: 0.556	C SI 87 B CH 80 X SI 88 1-1 ②③ G4-6-3 1-2f			C FF 90 B FF 90 C SI 88 X SI 90 1-2 6 WP 6 1B 1B	C SI 84 B CH 80 X CH 79 1-1 6 HR 1B		B SL 89 B SL 89 X FF 90 2-0 6 1B 1-3 3-H 2B			4	3	3	1	0	0	1
6 Ryan Howard, L (1, 3) OBP: 0.313, SLG: 0.421 59 Antonio Bastardo, R (8, 1) 30 Justin De Fratus, S (9, 1)		X FF 89 0-0 ① L8		B SI 88 F CH 82 C SL 78 D CU 76 B SI 91 X SL 81 3-2 3 WP 1-H 1B	F CH 80 1 SAFE B SI 87 X CH 82 1-1 1-H HR		X FF 90 0-0 15 HR 2-H 3-H 1B			4 0 0	2 0 0	3 0 0	5 0 0	0 0 0	0 0 0	0 0 0
3 Marlon Byrd, R (1, 9) OBP: 0.330, SLG: 0.478		C FF 88 F CH 82 B SI 89 B SL 81 S SL 78 2-3 ② K		B SL 79 C SL 79 S SI 89 B SI 90 F SI 89 X SL 81 2-2 ③ G5-3 1-3	B SI 96 X FF 96 1-0 ① L9		F SL 84 B FF 91 X FF 92 1-1 ② L9			4	0	0	0	0	1	2
9 Domonic Brown, L (1, 7) OBP: 0.261, SLG: 0.306 37 Mike Adams, R (7, 1) 15 John Mayberry Jr., R (7, PH) OBP: 0.347, SLG: 0.463 (8, 3)		C SI 89 C CU 74 B CU 77 B SL 78 F CU 77 B SI 89 X CU 75 3-2 ③ G3			F SI 91 B SI 90 C SI 90 B SI 88 F CU 77 B SI 89 F SI 88 F CU 76 B CU 75 4-2 51 1B 2 1B BB	B SI 96 S CH 88 B FF 95 C SI 96 F FF 96 X CH 89 2-2 E6 1B	B FF 92 F FF 91 F FF 92 D SL 86 F SL 85 X FF 93 2-2 1-H HR			2 0 1	1 0 1	1 0 1	0 0 2	1 0 0	0 0 0	0 0 0
51 Carlos Ruiz, R (1, 2) OBP: 0.381, SLG: 0.371			C SI 88 B SI 85 B SI 86 X SI 86 2-1 ① G5-3		C CU 78 X SI 86 0-1 2 1B 1-3 1B	C FF 95 B FF 94 B SI 94 F FF 93 F SI 95 S SL 85 2-3 ② K	C SL 84 C FF 91 S SL 86 0-3 ③ K2-3			4	0	1	0	0	2	1
16 César Hernández, S (1, 5) OBP: 0.206, SLG: 0.258			C FF 89 S SI 89 B SI 88 B CU 77 S SL 78 2-3 ② K		B SI 87 S SL 78 D SI 89 S SL 79 S SL 80 2-3 ① K	X FF 95 0-0 ③ G5-3		F SI 92 B ST 82 F SI 92 X FF 94 1-2 ① G4-3		4	0	0	0	0	2	3
38 Kyle Kendrick, R (1, 1) OBP: 0.095, SLG: 0.095 19 Tony Gwynn Jr., L (7, 7) OBP: 0.313, SLG: 0.221			X FF 86 0-0 ③ P4		B SL 80 M CH 78 L SI 88 M SL 80 1-3 ② K		B SI 90 F SI 91 M FS 86 B SI 92 B FS 87 F SI 93 B SI 92 4-2 11 FC4-6 26 2B 2 1B BB	B SI 96 B SI 92 X SI 93 2-0 ② P6		2 1	0 1	0 0	0 0	0 1	1 0	2 0
Inning Stats	R: 0 E: 0 K: 0 S: 6 H: 1 LOB: 0 BB: 0 P: 10	R: 0 E: 0 K: 1 S: 8 H: 0 LOB: 0 BB: 0 P: 13	R: 0 E: 0 K: 1 S: 6 H: 0 LOB: 0 BB: 0 P: 10	R: 1 E: 0 K: 1 S: 17 H: 2 LOB: 1 BB: 0 P: 25	R: 1 E: 0 K: 2 S: 19 H: 2 LOB: 2 BB: 1 P: 31	R: 2 E: 1 K: 1 S: 14 H: 3 LOB: 1 BB: 0 P: 21	R: 5 E: 0 K: 1 S: 17 H: 4 LOB: 0 BB: 1 P: 27	R: 0 E: 0 K: 0 S: 6 H: 0 LOB: 0 BB: 0 P: 10		1B: 9 2B: 1 3B: 0 HR: 2	SF: 0 SAC: 0 DP: 1 HBP: 0		WP: 3 PB: 0 SB: 0 CS: 0	PA: 37	

PITCHER		IP	WLS	BF	H	R	ER	SO	BB	IBB	HBP	BLK	WP	HR	S	P	ERA	WHIP
45 Jhoulys Chacín, R ERA: 5.2	(1, 1)	5.0	L	22	7	4	4	5	1	0	0	0	2	1	60	95	7.20	1.600
54 Tommy Kahnle, R ERA: 2.3	(6, 1)	1.0		4	1	0	0	1	0	0	0	0	0	0	10	15	0.00	1.000
37 Nick Masset, R ERA: 4.66	(7, 1)	0.1		3	1	2	2	0	1	0	0	0	0	0	6	11	54.00	6.000
49 Rex Brothers, L ERA: 3.63	(7, 1)	0.2		5	3	3	3	1	0	0	0	0	0	1	11	16	40.50	4.500
0 Adam Ottavino, R ERA: 1.99	(8, 1)	1.0		3	0	0	0	0	0	0	0	0	0	0	6	10	0.00	0.000

PITCHER	IP	WLS	BF	H	R	ER	SO	BB	IBB	HBP	BLK	WP	HR	S	P	ERA	WHIP

BOTTOM

Colorado Rockies @ Philadelphia Phillies

Citizens Bank Park, Philadelphia, PA

Mon May 26 2014, 5:09 PM - 8:16 PM EDT

Att. 27,289 - Partly Cloudy - 88 F

livebaseballscorecards.com

AB	35
R	9
H	12
RBI	9
BB	2
SO	7
LOB	14

Batter	1	2	3	4	5	6	7	8	9	AB	R	H	RBI	BB	SO	LOB
13 Drew Stubbs, R (1, 8) OBP: 0.376, SLG: 0.495	C FF 91 C FF 93 B FF 92 B FC 90 C FF 93 2-3 ① K			S CH 83 X FF 90 0-1 9 1B 9 S 2 SF9 1B		B FC 87 S FC 87 C CU 77 C FF 91 1-3 ② K		B SI 92 B SI 91 X CU 84 2-0 9 G4-3 1 FC6-4 2B 3-H	F FF 91 B FF 91 F SI 91 B FF 92 F SL 82 X SL 82 2-2 ③ L7	5	2	2	1	0	2	1
9 DJ LeMahieu, R (1, 4) OBP: 0.327, SLG: 0.314 (7, 5)	F FF 92 B FF 90 C FF 91 F CU 78 X FC 89 1-2 ② G4-3			S CU 76 L FC 86 B FF 90 B FC 88 B FF 92 X CH 85 3-2 5 G4-3 1B 1-3		X FC 88 0-0 ③ G6-3		C CH 86 F SI 92 B CU 84 F CU 83 B SI 92 X CU 83 2-2 ① G4-3 2-3		4	0	1	0	0	0	1
2 Troy Tulowitzki, R (1, 6) OBP: 0.476, SLG: 0.711	C FF 90 S CU 80 F FF 93 F CH 85 X FF 93 0-2 ③ P2			1 SAFE 1 SAFE X FF 91 0-0 ① SF9 3-H			B CU 74 C CU 76 X FF 88 1-1 ① G5-3	I IN 82 I IN 84 I IN 85 I IN 84 4-0 1 FC6-4 IBB		2	0	0	1	1	0	0
5 Carlos González, L (1, 7) OBP: 0.315, SLG: 0.456 6 Corey Dickerson, L (5, 7) OBP: 0.375, SLG: 0.644 1 Brandon Barnes, R (8, PH) OBP: 0.349, SLG: 0.384 (8, 7)		S FF 91 B FF 93 B CH 84 S FC 89 F CH 85 F FF 92 X FC 88 2-2 ① L4		1 SAFE F CH 84 X FF 91 0-1 ② G4-3 1-2			B CU 77 B CH 83 B FF 90 C FF 90 B FF 91 4-1 33 F8 3 BB 20 HR BB	F FF 91 B FF 93 X SL 81 1-1 ② FC6-4 33 S 3 1B 1-2f 3-H		2	0	0	0	0	0	1
										0	1	0	0	1	0	0
										1	0	0	1	0	0	1
3 Michael Cuddyer, R (1, 9) OBP: 0.370, SLG: 0.538		B CH 84 X FF 92 1-0 ② F9		B FC 88 B FC 86 C CU 76 C FF 90 X FC 86 2-2 ③ F9			1 SAFE 1 SAFE S CH 80 D CH 80 S CH 81 B FF 91 1 SAFE B CU 76 1 SAFE 4-2 B FF 90 1-2 20 HR BB	F CH 86 B FF 93 B FC 90 X FF 92 2-1 33 S 1-2		3	1	1	0	1	0	1
33 Justin Morneau, L (1, 3) OBP: 0.352, SLG: 0.538		F FC 89 X FF 91 0-1 ③ F8			S CH 82 S CH 83 F CH 83 F FF 91 B FC 89 F CH 84 F FF 92 B CH 83 F CH 85 3-2 B CU 79 F FF 92 X FC 86 ① G4-3		X FF 90 0-0 ② F8 2-3	C SL 81 C FF 93 B FF 93 B FF 92 C FF 93 2-3 ③ K 1-2 2-3		4	0	0	0	0	1	4
20 Wilin Rosario, R (1, 2) OBP: 0.254, SLG: 0.403			B FC 88 S CH 83 B FC 89 B FF 92 F FF 91 F CH 85 X FF 92 3-2 ① G5-3		B CU 79 X FF 90 1-0 ② P2		X FF 91 0-0 1-H 3-H HR		B SL 84 C SL 83 C FF 92 B SL 83 X FF 94 2-2 ① G4-3	4	1	1	3	0	0	0
23 Charlie Culberson, R (1, 5) OBP: 0.226, SLG: 0.300 0 Adam Ottavino, S (7, 1) 19 Charlie Blackmon, L (9, PH) OBP: 0.356, SLG: 0.521 32 LaTroy Hawkins, R (9, 1)			C FF 91 F FF 92 X FF 92 0-2 ② F9		F FF 91 S CU 77 X CH 84 0-2 ③ F8		L CH 84 S FF 89 S CU 79 0-3 ③ K		S SL 84 B FF 93 B FF 92 F SL 83 F SL 83 X SI 93 2-2 ② L9	3	0	0	0	0	1	0
										0	0	0	0	0	0	0
										1	0	0	0	0	0	0
										0	0	0	0	0	0	0
29 Jorge De La Rosa, L (1, 1) OBP: 0.118, SLG: 0.118 48 Boone Logan, R (7, 1) 14 Josh Rutledge, R (7, 4) OBP: 0.344, SLG: 0.483			C FF 91 S FC 89 X CU 77 0-2 ③ L8			C FC 86 S FC 87 S FC 88 0-3 ① K		C CU 82 F SI 92 F CU 82 F SI 92 X CU 82 0-2 13 2B 3B	H SI 91 1-0 HBP	2	0	0	0	0	1	0
										0	0	0	0	0	0	0
										1	1	1	0	0	0	0
Inning Stats	R: 0 E: 0 K: 1 S: 12 H: 0 LOB: 0 BB: 0 P: 15	R: 0 E: 0 K: 0 S: 8 H: 0 LOB: 0 BB: 0 P: 11	R: 0 E: 0 K: 0 S: 10 H: 0 LOB: 0 BB: 0 P: 13	R: 1 E: 0 K: 0 S: 11 H: 2 LOB: 1 BB: 0 P: 16	R: 0 E: 0 K: 0 S: 13 H: 0 LOB: 0 BB: 0 P: 17	R: 0 E: 0 K: 2 S: 7 H: 0 LOB: 0 BB: 0 P: 8	R: 3 E: 0 K: 1 S: 10 H: 1 LOB: 0 BB: 2 P: 19	R: 2 E: 0 K: 1 S: 17 H: 3 LOB: 2 BB: 1 P: 30	R: 0 E: 0 K: 0 S: 11 H: 0 LOB: 1 BB: 0 P: 18	1B: 3 2B: 1 3B: 1 HR: 1 SF: 1 SAC: 0 DP: 0 HBP: 1	WP: 0 PB: 0 SB: 3 CS: 0 PA: 37					

TOP

Colorado Rockies @ Philadelphia Phillies

Citizens Bank Park, Philadelphia, PA

Tue May 27 2014, 8:28 PM - 11:48 PM EDT

Att. 23,159 - Cloudy - 70 F

livebaseballscorecards.com

AB	32
R	6
H	6
RBI	6
BB	3
SO	5
LOB	9

PITCHER		IP	WLS	BF	H	R	ER	SO	BB	IBB	HBP	BLK	WP	HR	S	P	ERA	WHIP
35 Cole Hamels, L ERA: 4.43	(1, 1)	7.0	L	26	3	4	4	4	2	0	0	0	0	1	71	99	5.14	0.714
52 Jeff Manship, R ERA: 7.53	(8, 1)	0.1		4	2	2	2	0	0	1	0	0	0	0	10	18	54.00	6.000
43 Mario Hollands, L ERA: 3.78	(8, 1)	0.2		3	1	0	0	1	0	0	0	0	0	0	7	12	0.00	1.500
30 Justin De Fratus, R ERA: 5.14	(9, 1)	1.0		4	0	0	0	0	0	0	1	0	0	0	11	18	0.00	0.000

PITCHER		IP	WLS	BF	H	R	ER	SO	BB	IBB	HBP	BLK	WP	HR	S	P	ERA	WHIP

Batter	1	2	3	4	5	6	7	8	9	AB	R	H	RBI	BB	SO	LOB
2 Ben Revere, L (1, 8) OBP: 0.301, SLG: 0.337	B FF 91 C FF 91 X FF 93 1-1 G5-3 ①		C FF 94 X FF 93 0-1 FC3-2 ① 1-2 2-3 3-Hf		C FF 93 S FC 86 X FF 93 0-2 G5-3 ②		C FF 92 B SL 83 X SI 91 1-1 HR		B FF 93 C FF 92 F SI 94 B FF 94 F FF 94 F FF 95 B FF 94 X FF 94 3-2 L4 ①	5	1	1	1	0	0	4
11 Jimmy Rollins, S (1, 6) OBP: 0.356, SLG: 0.423	B FF 92 X FF 93 1-0 F9 ②		B FF 93 B FS 85 X FF 94 2-0 L3 ②		S FC 87 B FF 92 B FS 85 B FF 93 S FC 88 B FF 94 4-2 BB		B FF 91 C SL 82 B SL 82 L FF 92 C FF 91 2-3 K ②		C FF 94 X CU 79 0-1 F7 ②	4	0	0	0	1	1	4
26 Chase Utley, L (1, 4) OBP: 0.389, SLG: 0.546	C FF 93 S FC 85 B FC 87 B FS 84 S FS 84 2-3 K ③		C FS 85 C FF 94 X FC 88 0-2 F7 ③		1 SAFE 1 SAFE B FC 88 X FC 86 1-0 G4-3 ③		C SL 82 B SL 82 X FF 93 1-1 1B		C FF 94 F FF 94 C FF 94 0-3 K ③ 1-2	5	0	1	0	0	2	5
3 Marlon Byrd, R (1, 9) OBP: 0.323, SLG: 0.468		X FF 93 0-0 F8 ①		B FC 92 B FC 87 F FC 88 S FS 83 F FC 88 B FS 85 F FS 83 S FS 85 3-3 K ①		B FC 87 F FC 87 X FC 88 1-1 F9 ①	C ST 82 S ST 82 S ST 83 0-3 K ③			4	0	0	0	0	2	1
18 Darin Ruf, R (1, 3) OBP: 0.250, SLG: 0.571		B FF 93 X FS 84 1-0 G6-3 ②		C FC 90 X FS 84 0-1 HR		B FF 92 B FC 90 C FF 93 S FF 94 F FC 89 S FC 88 2-3 K ②		C ST 81 S ST 82 F ST 83 X FF 93 0-2 G5-3 ①		4	1	1	1	0	1	0
15 John Mayberry Jr., R (1, 7) OBP: 0.358, SLG: 0.455		C FF 92 B FS 85 B FS 84 S FS 82 B FF 93 X FF 93 3-2 G6-3 ③		B FS 84 F FF 90 B SL 88 F FC 88 B FF 94 F FS 85 S FS 84 3-3 K ②		B FF 93 F FC 86 B FC 88 B FS 84 F FC 88 X FF 92 3-2 51 1B 1B		B FF 94 C ST 82 B ST 83 S ST 82 B ST 84 B ST 81 4-2 51 HBP BB		3	0	1	0	1	1	0
51 Carlos Ruiz, R (1, 2) OBP: 0.396, SLG: 0.381			F FF 92 X FC 89 0-1 35 1B 16 1B 2 FC3-2 1B	B FC 89 S FC 90 B FF 94 B FS 84 B FF 93 4-1 16 FC5-4 BB		C FC 86 C FF 91 B FC 87 1 SAFE X FF 93 1-2 16 FC5-4 1B		H SI 91 1-0 6 G6-3 1-2 HBP		2	0	2	0	1	0	0
16 César Hernández, S (1, 5) OBP: 0.216, SLG: 0.265 6 Ryan Howard, L (8, PH) OBP: 0.312, SLG: 0.419 30 Justin De Fratus, S (9, 1)			B FF 94 X FF 93 1-0 2 FC3-2 35 1B 1-2 1B	D FC 89 F FS 84 X FC 90 1-1 FC5-4 ③ 1-2f		S FC 88 S FC 88 F FC 89 B FS 84 X FC 89 1-2 FC5-4 ③ 1-2f		B SI 93 S SI 94 X SI 94 1-1 G6-3 ② ③ 1-2f		3 1 0	0 0 0	1 0 0	0 0 0	0 0 0	0 0 0	3 2 0
35 Cole Hamels, L (1, 1) OBP: 0.214, SLG: 0.214 19 Tony Gwynn Jr., L (7, PH) OBP: 0.309, SLG: 0.217 52 Jeff Manship, R (8, 1) 43 Mario Hollands, L (8, 1) 17 Reid Brignac, L (9, 5) OBP: 0.333, SLG: 0.200			C FF 94 X FF 94 0-1 2 FC3-2 1-2 2-3 1B		F FF 90 B FF 93 F FF 92 B FC 85 X FF 93 2-2 G3-1 ①		B FF 90 S SI 91 S FF 91 F FF 91 B SL 82 B FF 93 F FF 92 X SI 92 3-2 G3 ①		B FF 92 B FF 93 B FF 93 B FF 94 4-0 26 DI BB	2 1 0 0 0	0 0 0 0 0	1 0 0 0 0	0 0 0 0 0	0 0 0 0 1	0 0 0 0 0	0 0 0 0 0
Inning Stats	R: 0 E: 0 K: 1 S: 6 H: 0 LOB: 0 BB: 0 P: 10	R: 0 E: 0 K: 0 S: 5 H: 0 LOB: 0 BB: 0 P: 9	R: 0 E: 0 K: 0 S: 11 H: 3 LOB: 3 BB: 0 P: 14	R: 1 E: 0 K: 2 S: 14 H: 1 LOB: 1 BB: 1 P: 25	R: 0 E: 0 K: 0 S: 9 H: 0 LOB: 1 BB: 1 P: 16	R: 0 E: 0 K: 1 S: 16 H: 2 LOB: 2 BB: 0 P: 24	R: 1 E: 0 K: 2 S: 15 H: 2 LOB: 1 BB: 0 P: 22	R: 0 E: 0 K: 0 S: 8 H: 0 LOB: 1 BB: 1 P: 14	R: 0 E: 0 K: 1 S: 10 H: 0 LOB: 1 BB: 1 P: 17	1B: 6 2B: 0 3B: 0 HR: 2	SF: 0 SAC: 0 DP: 1 HBP: 1	WP: 0 PB: 0 SB: 0 CS: 0	PA: 39			

PITCHER		IP	WLS	BF	H	R	ER	SO	BB	IBB	HBP	BLK	WP	HR	S	P	ERA	WHIP
29 Jorge De La Rosa, L ERA: 3.66	(1, 1)	6.0	W	26	6	1	1	4	2	0	0	0	0	1	61	98	1.50	1.333
48 Boone Logan, L ERA: 4.5	(7, 1)	0.2	H	4	2	1	1	1	0	0	0	0	0	1	12	19	13.50	3.000
0 Adam Ottavino, R ERA: 1.88	(7, 1)	1.1	H	5	0	0	0	1	1	0	1	0	0	0	11	17	0.00	0.750
32 LaTroy Hawkins, R ERA: 3.93	(9, 1)	1.0		4	0	0	0	1	1	0	0	0	0	0	10	17	0.00	1.000

PITCHER	IP	WLS	BF	H	R	ER	SO	BB	IBB	HBP	BLK	WP	HR	S	P	ERA	WHIP

BOTTOM

Colorado Rockies @ Philadelphia Phillies

Citizens Bank Park, Philadelphia, PA

Tue May 27 2014, 8:28 PM - 11:48 PM EDT

Att. 23,159 - Cloudy - 70 F

livebaseballscorecards.com

AB	34
R	2
H	8
RBI	2
BB	4
SO	7
LOB	19

Colorado Rockies @ Philadelphia Phillies

Citizens Bank Park, Philadelphia, PA

Wed May 28 2014, 7:09 PM - 10:54 PM EDT

Att. 23,691 - Cloudy - 60 F

TOP

livebaseballscorecards.com

Batter	1	2	3	4	5	6	7	8	9	AB	R	H	RBI	BB	SO	LOB
19 Charlie Blackmon, L (1, 8) (8, 7) OBP: 0.353, SLG: 0.510	C FF 89 B CH 83 X CH 83 1-1 G3 ①	B SI 90 D SI 90 B SI 90 B SI 89 4-0 1-2 2-3 BB		B SI 88 X CH 82 1-0 G3 ①		B SI 88 M SI 87 B SI 89 X SI 88 2-1 L4 ①		B SI 96 C SI 95 X SI 95 1-1 G3-1 ①		4	0	0	0	1	0	1
9 DJ LeMahieu, R (1, 4) (7, 5) OBP: 0.324, SLG: 0.329	B SI 91 X SL 83 1-0 G4-3 ②	B SI 90 F SI 90 F CH 84 X SI 89 1-2 G4-3 ③		B SL 83 B SI 88 C SI 89 X SI 89 2-1 G6-3 ②		C SI 89 F SI 88 X SI 89 0-2 2-3 G6-3 ②		C SI 95 B SI 95 B SI 95 S SL 85 B SI 97 F SI 98 X SL 87 3-2 HR		5	1	1	1	0	0	4
33 Justin Morneau, L (1, 3) OBP: 0.358, SLG: 0.559	X CH 84 0-0 2B		X SI 89 0-0 HR	B SI 90 X CH 83 1-0 G3-1 ③		B SL 80 D SL 80 B FF 90 D SL 81 4-0 BB		S SL 84 B SI 98 B SI 96 F SI 97 F SI 97 B SI 98 F SL 84 F SI 96 S SI 96 3-3 K ②		4	1	2	1	1	1	0
3 Michael Cuddyer, R (1, 9) OBP: 0.381, SLG: 0.537	B SI 90 B SI 91 C SI 91 B SI 91 F SI 90 F SI 90 D CH 83 4-2 BB		F SI 90 X SI 89 0-1 L5 ①		F SL 82 B SI 90 S CH 83 B CH 83 X SI 90 2-2 6 BB 1B	X SL 81 0-0 G2-3 ③		S SI 97 B SI 97 F SI 95 F SI 96 B SL 84 X SI 97 2-2 6 1B 1B		4	0	2	0	1	0	2
6 Corey Dickerson, L (1, 7) OBP: 0.400, SLG: 0.640 37 Nick Masset, R (8, 1) 32 LaTroy Hawkins, R (9, 1) 48 Boone Logan, R (9, 1)	X SI 91 0-0 L7 ③		B SL 83 C SI 90 B SL 84 S CH 83 B CH 84 B SI 90 4-2 20 2B BB		D SI 89 B CH 79 D SI 87 B SI 88 4-0 1-2 23 FC4 BB		B SL 81 B FF 89 B FF 90 B FF 90 4-0 14 E 20 BB 5 G1-2-3 BB	1 SAFE X SI 93 0-0 1-2 1B		2 0 0 0	1 0 0 0	1 0 0 0	0 0 0 0	3 0 0 0	0 0 0 0	2 0 0 0
20 Wilin Rosario, R (1, 2) OBP: 0.260, SLG: 0.407		C SI 90 F CH 83 F SI 90 B FF 90 S CH 83 1-3 K ①	1 SAFE X CH 82 0-0 1-H 2B		F SI 88 S SL 84 B FF 90 S SI 88 1-3 K ①		C CH 84 B FF 91 B FF 91 B CH 84 B FF 91 4-1 5 G1-2-3 14 E 1-2 BB	C SL 83 F SI 96 X SI 93 0-2 F8 ③		4	0	1	1	1	2	4
14 Josh Rutledge, R (1, 6) OBP: 0.324, SLG: 0.424		C SL 84 C SI 90 T CH 83 0-2 K ②	C SI 90 D SI 90 F SI 90 B SI 89 X SL 83 2-2 F8 ②		B SI 90 B SI 90 B SI 90 C FF 88 F SI 88 S CH 82 3-3 K ②		B FF 90 2 SAFE D CH 85 S FF 91 F SL 83 B FF 92 F FF 91 B SL 82 4-2 5 G1-2-3 1-2 2-3 BB		B SL 80 S SL 80 S FF 88 F FF 89 B FF 90 X FF 89 2-2 G4-3 ①	4	0	0	0	1	2	3
23 Charlie Culberson, R (1, 5) OBP: 0.231, SLG: 0.290 5 Carlos González, L (7, PH) OBP: 0.313, SLG: 0.454 49 Rex Brothers, L (7, 1) 13 Drew Stubbs, R (8, 8) OBP: 0.373, SLG: 0.490		B SI 90 B SL 86 X SI 90 2-0 E5 19 BB 24 1B	B SL 84 B SI 89 D CH 83 I IN 74 4-0 IBB		C CH 83 X CH 83 0-1 1-2f FC4 ③		B FF 89 X SL 88 1-0 1-2 2-3 3-Hf G1-2-3 ① ②		C FF 88 C FF 89 S FF 89 0-3 K ②	2 1 0 1	0 0 0 0	0 0 0 0	0 0 0 0	1 0 0 0	0 0 0 1	2 3 0 0
24 Jordan Lyles, R (1, 1) OBP: 0.250, SLG: 0.370 1 Brandon Barnes, R (6, PH) OBP: 0.355, SLG: 0.400 34 Matt Belisle, R (6, 1) 2 Troy Tulowitzki, R (7, PH) OBP: 0.471, SLG: 0.702 (7, 6)		C SI 88 B SI 89 S CH 85 B CH 82 X SI 88 2-2 19 BB 1-2 1B	B CH 82 C SI 89 F SI 89 B SI 88 X SL 83 2-2 G6-3 ③			F SL 82 S SI 87 D SI 88 B CH 83 X SL 84 2-2 9 G6-3 2B	C SI 91 F SL 88 S CU 78 0-3 K ③		B SL 82 C FF 91 S FS 85 X FF 91 1-2 F8 ③	2 1 0 2	0 0 0 0	1 1 0 0	0 0 0 0	0 0 0 0	0 0 0 1	2 0 0 2

Inning Stats	1	2	3	4	5	6	7	8	9
	R: 0 E: 0 K: 0 S: 8	R: 0 E: 1 K: 2 S: 14	R: 2 E: 0 K: 0 S: 12	R: 0 E: 0 K: 0 S: 4	R: 0 E: 0 K: 2 S: 11	R: 0 E: 0 K: 0 S: 9	R: 0 E: 1 K: 1 S: 8	R: 1 E: 0 K: 1 S: 21	R: 0 E: 0 K: 1 S: 10
	H: 1 LOB: 2 BB: 1 P: 14	H: 1 LOB: 3 BB: 1 P: 24	H: 2 LOB: 2 BB: 2 P: 24	H: 0 LOB: 0 BB: 0 P: 8	H: 1 LOB: 2 BB: 1 P: 21	H: 1 LOB: 2 BB: 1 P: 17	H: 0 LOB: 2 BB: 3 P: 21	H: 3 LOB: 2 BB: 0 P: 30	H: 0 LOB: 0 BB: 0 P: 13

	AB	36
	R	3
	H	9
	RBI	3
	BB	9
	SO	7
	LOB	25

	1B: 4	SF: 0	WP: 0	PA: 45
	2B: 3	SAC: 0	PB: 0	
	3B: 0	DP: 1	SB: 0	
	HR: 2	HBP: 0	CS: 0	

PITCHER		IP	WLS	BF	H	R	ER	SO	BB	IBB	HBP	BLK	WP	HR	S	P	ERA	WHIP
27 Roberto Hernandez, R ERA: 3.76	(1, 1)	5.2		29	6	2	2	4	4	1	0	0	0	1	57	103	3.18	1.765
59 Antonio Bastardo, L ERA: 3.91	(6, 1)	0.1		5	0	0	0	0	4	0	0	0	0	0	5	21	0.00	12.000
37 Mike Adams, R ERA: 2.35	(7, 1)	1.0		2	0	0	0	1	0	0	0	0	0	0	4	5	0.00	0.000
63 Jake Diekman, L ERA: 4.05	(8, 1)	1.0		6	3	1	1	1	0	0	0	0	0	1	21	30	9.00	3.000
58 Jonathan Papelbon, R ERA: 1.86	(9, 1)	1.0	W	3	0	0	0	1	0	0	0	0	0	0	10	13	0.00	0.000

PITCHER		IP	WLS	BF	H	R	ER	SO	BB	IBB	HBP	BLK	WP	HR	S	P	ERA	WHIP

Colorado Rockies @ Philadelphia Phillies

Citizens Bank Park, Philadelphia, PA

Wed May 28 2014, 7:09 PM - 10:54 PM EDT

Att. 23,691 - Cloudy - 60 F

livebaseballscorecards.com

BOTTOM

Batter	1	2	3	4	5	6	7	8	9	AB	R	H	RBI	BB	SO	LOB
2 Ben Revere, L (1, 8) OBP: 0.304, SLG: 0.339	C FF 91 B SI 93 X FF 92 1-1 L9 ①		C FF 90 F SL 87 B SI 91 X CH 80 1-2 F8 ①		B SI 89 X SI 90 1-0 11 S 3 1B 1B		B FF 92 X FF 92 1-0 B1-3 ①		B FF 92 X FF 92 1-0 26 1B 6 HR 1-2 1B	5	2	2	0	0	0	0
11 Jimmy Rollins, S (1, 6) OBP: 0.357, SLG: 0.419	B SI 92 B SI 93 C FF 92 B SL 87 B SI 92 4-1 6 WP BB		B SI 91 X SI 91 1-0 G4-3 ②		1 SAFE B SI 90 1 SAFE F SI 91 B SI 90 F SL 85 S FF 91 2-3 K ① 1-2		C FF 95 B CH 86 B FF 93 F FF 93 X SL 87 2-2 26 FC9-6 1B		D FF 93 F FF 92 F FF 93 X CU 78 1-2 L7 ②	4	0	1	0	1	1	3
26 Chase Utley, L (1, 4) OBP: 0.389, SLG: 0.548	B SI 90 1 SAFE 1 SAFE C SI 91 F SI 91 X FF 91 1-2 F9 ②		B FF 92 C SI 92 C SL 86 F SI 92 F CH 81 B CH 86 X SI 92 2-2 6 1B 2B		C SI 91 B SL 86 B SL 85 B SI 90 F FF 90 S CH 81 3-3 K ②		1 SAFE B FF 93 X FF 93 1-0 FC9-6 ② 1-2f		B FF 92 B FF 93 D SL 83 F FF 92 X FF 92 3-1 6 HR 1-3 2-H 1B	5	2	2	1	0	1	3
6 Ryan Howard, L (1, 3) OBP: 0.319, SLG: 0.437	C SI 91 F SI 91 B FF 91 1 SAFE F CU 83 F SI 92 B CU 84 B SI 93 S CU 83 3-3 K ③ 1-2		B SI 93 X SL 88 1-0 3 BB 2-H 1B		I IN 59 I IN 66 I IN 66 I IN 68 I IN 68 4-0 3 1B IBB		D SL 88 X FF 93 1-0 F8 ③		B SL 82 F FF 92 C SL 81 B FF 92 F SL 82 X FF 92 2-2 2-H 3-H HR	4	1	2	4	1	1	2
3 Marlon Byrd, R (1, 9) OBP: 0.332, SLG: 0.471		F FF 92 F FF 93 X SL 87 0-2 16 FC6-4 9 BB 1B	S SL 86 B SI 89 S SL 87 D CU 82 B SL 86 B SI 88 4-2 1-2 BB		B SI 88 B SL 86 C SI 90 B SI 89 F SI 91 F SL 85 F SL 85 X SI 90 3-2 9 FC5-4 1-2 2-H 1B			B SI 92 X SI 92 1-0 F7 ①		3	0	2	1	1	0	0
9 Domonic Brown, L (1, 7) OBP: 0.282, SLG: 0.302 59 Antonio Bastardo, R (6, 1) 37 Mike Adams, R (7, 1) 63 Jake Diekman, R (8, 1) 18 Darin Ruf, R (8, PH) OBP: 0.222, SLG: 0.500 58 Jonathan Papelbon, R (9, 1)		B SI 92 B SI 91 B SI 90 B SI 90 4-0 16 FC6-4 1-2 BB	F CH 81 F FF 92 D CU 83 S CU 83 1-3 K ③		C SI 91 F SL 87 B FF 91 D CU 82 X SI 92 2-2 FC5-4 ③ 1-2f			B FF 92 S FC 90 F FC 90 B FF 92 B CU 78 S FC 91 3-3 K ②		2 0 0 0 0 1 0	0 0 0 0 0 0 0	0 0 0 0 0 0 0	0 0 0 0 0 0 0	1 0 0 0 0 1 0	1 0 0 0 0 0 0	4 0 0 0 0 0 0
51 Carlos Ruiz, R (1, 2) OBP: 0.387, SLG: 0.370		C FF 91 B SI 92 B SI 90 X FF 92 2-1 F9 ①	B SL 85 B SI 88 X FF 89 2-0 F8 ①			C FF 91 B SL 86 C FF 90 X SL 86 1-2 L7 ①		C FC 90 B CU 80 S FF 92 X CU 81 1-2 G6-3 ③		4	0	0	0	0	0	2
16 César Hernández, S (1, 5) OBP: 0.195, SLG: 0.237		B SI 90 B SI 91 F SI 90 X SI 91 2-1 FC6-4 ② 1-2f 2-3	B SI 91 C SI 91 B SI 91 F SI 90 X SI 91 2-2 L6 ②			B FF 91 F FF 91 S FF 92 S CU 78 1-3 K ②			C FF 92 B FF 92 B FF 92 X FF 91 2-1 F7 ①	4	0	0	0	0	1	2
27 Roberto Hernandez, R (1, 1) 19 Tony Gwynn Jr., L (6, 7) OBP: 0.301, SLG: 0.211		C FF 93 B FF 94 S FF 93 S SI 93 1-3 K ③	X FF 91 0-0 G5-3 ③			B FF 92 C FF 92 X FF 92 1-1 B5 ③			C FF 92 X CU 79 0-1 E4 2 1B 26 1B	2 2	0 1	0 0	0 0	0 0	1 0	2 0

	AB	36
	R	6
	H	9
	RBI	6
	BB	4
	SO	7
	LOB	18

Inning Stats	1	2	3	4	5	6	7	8	9	1B: 7	SF: 0	WP: 1	PA: 40
	R: 0 E: 0 K: 1 S: 11	R: 0 E: 0 K: 1 S: 10	R: 1 E: 0 K: 1 S: 15	R: 0 E: 0 K: 0 S: 5	R: 1 E: 0 K: 2 S: 15	R: 0 E: 0 K: 1 S: 8	R: 0 E: 0 K: 0 S: 6	R: 0 E: 0 K: 1 S: 7	R: 4 E: 1 K: 0 S: 14	2B: 1 3B: 0 HR: 1	SAC: 0 DP: 0 HBP: 0	PB: 0 SB: 1 CS: 0	
	H: 0 LOB: 1 BB: 1 P: 20	H: 1 LOB: 2 BB: 1 P: 19	H: 2 LOB: 2 BB: 1 P: 25	H: 0 LOB: 0 BB: 0 P: 9	H: 2 LOB: 2 BB: 1 P: 30	H: 0 LOB: 0 BB: 0 P: 11	H: 1 LOB: 1 BB: 0 P: 11	H: 0 LOB: 0 BB: 0 P: 12	H: 3 LOB: 0 BB: 0 P: 23				

PITCHER		IP	WLS	BF	H	R	ER	SO	BB	IBB	HBP	BLK	WP	HR	S	P	ERA	WHIP
24 Jordan Lyles, R ERA: 3.46	(1, 1)	5.0		24	5	2	2	5	3	1	0	0	1	0	56	103	3.60	1.600
34 Matt Belisle, R ERA: 3.86	(6, 1)	1.0		3	0	0	0	1	0	0	0	0	0	0	8	11	0.00	0.000
49 Rex Brothers, L ERA: 3.47	(7, 1)	1.0		4	1	0	0	0	0	0	0	0	0	0	6	11	0.00	1.000
37 Nick Masset, R ERA: 4.22	(8, 1)	1.0	H	3	0	0	0	1	0	0	0	0	0	0	7	12	0.00	0.000
32 LaTroy Hawkins, R ERA: 3.79	(9, 1)	0.2	L	4	1	2	2	0	0	0	0	0	0	0	8	12	27.00	1.500

PITCHER		IP	WLS	BF	H	R	ER	SO	BB	IBB	HBP	BLK	WP	HR	S	P	ERA	WHIP
48 Boone Logan, L ERA: 5.79	(9, 1)	0.0	B	2	2	2	0	0	0	0	0	0	0	1	6	11	∞	∞

Batter	1	2	3	4	5	6	7	8	9	AB	R	H	RBI	BB	SO	LOB
12 Juan Lagares, R (1, 8) OBP: 0.335, SLG: 0.438	B FF 90 X FC 88 1-0 ① L7		C FF 88 B CH 80 X SI 90 1-1 ① P2		B SI 88 F FF 89 F CH 80 X SI 90 1-2 FC5 3 BB 5 FC5		B CU 74 X FF 90 1-0 5 G4-3 2B		C SL 80 X FF 92 0-1 28 BB 1B	5	0	2	0	0	0	1
28 Daniel Murphy, L (1, 4) OBP: 0.360, SLG: 0.423	B FF 89 B CH 81 B SI 90 C FF 90 X SI 90 3-1 ② F8		X CH 80 0-0 ② F9		C FC 88 X FF 90 0-1 ① F7		B SI 89 X CH 80 1-0 ① F7		C FF 89 C FF 90 D SL 82 B FF 90 D SL 82 B FF 91 4-2 5 G4-6-3 1-2 BB	4	0	0	0	1	0	3
5 David Wright, R (1, 5) OBP: 0.346, SLG: 0.410	B FF 89 B CH 81 F FF 89 F SI 91 F CH 81 X CU 76 2-2 1B		B FF 89 B SI 92 S CH 81 C SI 90 B FF 90 F CH 81 X CH 81 3-2 ③ F8		B FF 91 C FF 91 X SI 90 1-1 FC5 3 BB 1-2 2-3		X FF 89 0-0 ② G4-3 2-3		C FF 90 B FF 89 B FF 91 X FF 90 2-1 ②③ G4-6-3 1-2f	5	0	1	0	0	0	5
3 Curtis Granderson, L (1, 9) OBP: 0.319, SLG: 0.360	1 SAFE S CH 81 X FF 89 0-1 ③ F9			B SI 88 B SI 90 B SI 90 B FF 90 4-0 1 HR BB	B FF 90 C SI 90 B CU 78 B SI 90 S CH 82 B SI 90 4-2 1-2 2-3 3-H BB		C FC 88 B FF 92 F FC 89 S SL 81 1-3 ③ K			2	1	0	1	2	1	2
21 Lucas Duda, L (1, 3) OBP: 0.325, SLG: 0.415		X CH 78 0-0 4 1B 1 1B 15 G6-4-3 1B		C FC 89 B CU 76 X SI 90 1-1 ① F8	S CH 81 B SI 90 F SI 90 B CU 77 S CH 82 2-3 ② K			S SL 79 C FF 91 B SL 80 B FF 92 B FF 91 B FC 91 4-2 BB		3	1	1	0	1	1	4
1 Chris Young, R (1, 7) OBP: 0.290, SLG: 0.368		X SI 90 0-0 15 G6-4-3 4 1B 1-2 1B		C CU 75 X FF 89 0-1 1-H HR	B SI 90 B CH 82 B FC 89 X FF 90 3-0 ③ F7			B FF 92 C FC 90 D CH 84 C FF 92 X FF 93 2-2 ① F8		4	1	2	2	0	0	4
4 Wilmer Flores, R (1, 6) OBP: 0.283, SLG: 0.233		F SI 89 F FF 88 X FF 89 0-2 15 G6-4-3 1-2 2-3 1B		F FF 91 B SI 90 F CH 83 B SI 90 X CH 82 2-2 ② G5-3		B FF 90 C FF 91 C CU 76 B SI 91 F FC 90 F CH 81 X FC 88 2-2 ① L7		C CH 85 B FF 93 B FF 92 F FF 93 S FF 90 2-3 ② K		4	0	1	0	0	1	1
15 Travis d'Arnaud, R (1, 2) OBP: 0.265, SLG: 0.302		X FF 89 0-0 ①② G6-4-3 1-2f 2-3 3-H		C CH 82 B SI 89 B FF 89 X FF 89 2-1 ③ G6-3		B CU 75 X SI 90 1-0 ② F8		B FF 92 F CH 85 1 SAFE F FF 93 B FF 93 S SL 81 2-3 ③ K		4	0	0	0	0	1	3
45 Zack Wheeler, L (1, 1) OBP: 0.111, SLG: 0.059 56 Scott Rice, L (7, 1) 38 Vic Black, R (7, 1) 53 Bobby Abreu, L (9, PH) OBP: 0.367, SLG: 0.452 58 Jenrry Mejia, R (9, 1)		D CH 80 X SI 89 1-0 ③ G1-6-3			B FF 88 X SI 89 1-0 5 FC5 12 E 3 BB 1B		C SI 90 B SI 89 S CH 82 S CH 81 1-3 ③ K		C SI 91 C SL 82 X SL 81 0-2 ① G3-1	3 0 0 1 0	1 0 0 0 0	1 0 0 0 0	0 0 0 0 0	0 0 0 0 0	1 0 0 0 0	1 0 0 0 0
Inning Stats	R: 0 E: 0 K: 0 S: 9 H: 1 LOB: 1 BB: 0 P: 15	R: 1 E: 0 K: 0 S: 7 H: 3 LOB: 1 BB: 0 P: 8	R: 0 E: 0 K: 0 S: 7 H: 0 LOB: 0 BB: 0 P: 11	R: 2 E: 0 K: 0 S: 9 H: 1 LOB: 0 BB: 1 P: 18	R: 1 E: 1 K: 1 S: 14 H: 1 LOB: 3 BB: 1 P: 26	R: 0 E: 0 K: 1 S: 9 H: 0 LOB: 0 BB: 0 P: 13	R: 0 E: 0 K: 1 S: 6 H: 1 LOB: 1 BB: 0 P: 9	R: 0 E: 0 K: 2 S: 11 H: 0 LOB: 1 BB: 1 P: 21	R: 0 E: 0 K: 0 S: 9 H: 1 LOB: 1 BB: 1 P: 15	1B: 6 2B: 1 3B: 0 HR: 1	SF: 0 SAC: 0 DP: 2 HBP: 0					

PITCHER		IP	WLS	BF	H	R	ER	SO	BB	IBB	HBP	BLK	WP	HR	S	P	ERA	WHIP
55 David Buchanan, R ERA: 3.86	(1, 1)	6.2	L	30	7	4	3	2	2	0	0	0	0	1	58	96	4.05	1.350
43 Mario Hollands, L ERA: 3.5	(7, 1)	1.1		5	0	0	0	3	1	0	0	0	0	0	14	25	0.00	0.750
30 Justin De Fratus, R ERA: 4.91	(9, 1)	0.1		2	1	0	0	0	0	0	0	0	0	0	5	5	0.00	3.000
59 Antonio Bastardo, L ERA: 3.8	(9, 1)	0.2		2	0	0	0	0	1	0	0	0	0	0	4	10	0.00	1.500

PITCHER	IP	WLS	BF	H	R	ER	SO	BB	IBB	HBP	BLK	WP	HR	S	P	ERA	WHIP

TOP

New York Mets @ Philadelphia Phillies

Citizens Bank Park, Philadelphia, PA

Thu May 29 2014, 7:07 PM - 10:02 PM EDT

Att. 26,668 - Cloudy - 59 F

livebaseballscorecards.com

AB	35
R	4
H	8
RBI	3
BB	4
SO	5
LOB	24

BOTTOM

New York Mets @ Philadelphia Phillies

Citizens Bank Park, Philadelphia, PA

Thu May 29 2014, 7:07 PM - 10:02 PM EDT

Att. 26,668 - Cloudy - 59 F

livebaseballscorecards.com

Batter	1	2	3	4	5	6	7	8	9	AB	R	H	RBI	BB	SO	LOB
2 Ben Revere, L (1, 8) OBP: 0.303, SLG: 0.337	B SI 95 C SI 96 C CU 79 B CU 80 F FF 96 F FF 97 X SI 95 2-2 11 S 1B		C CU 80 B CU 81 X SI 94 1-1 ① G5-3			B SI 93 C SI 94 X CU 79 1-1 ① G2-3		C CU 82 X FF 96 0-1 ③ G4-3		4	0	1	0	0	0	0
11 Jimmy Rollins, S (1, 6) OBP: 0.351, SLG: 0.410	C SI 95 1 SAFE C SI 94 C SI 94 0-3 ① K 1-2		X CU 81 0-0 ② G2-3			B SI 93 B FF 94 B CH 88 C SI 94 F SI 95 X FC 91 3-2 ② G3-1			C FF 92 C CU 80 B SI 92 B SL 83 C SI 93 2-3 ① K	4	0	0	0	0	2	1
26 Chase Utley, L (1, 4) OBP: 0.382, SLG: 0.536	D CU 79 C SI 96 B FF 95 S CU 81 B FF 96 C FC 90 3-3 ② K		C FF 95 B FC 89 C FC 90 B CU 81 F FF 95 S CU 79 2-3 ③ K2-3			B FC 90 B FF 95 F FF 94 C FC 91 F CU 79 X CH 88 2-2 ③ G3-1			C CU 78 C FF 93 F SL 85 B SI 92 B CH 88 C FF 93 2-3 ② K	4	0	0	0	0	3	1
6 Ryan Howard, L (1, 3) OBP: 0.313, SLG: 0.428	S SI 96 B FF 96 C CU 80 B SI 97 B FF 96 S FC 88 3-3 ③ K			C CU 80 B SI 95 F SI 95 S SI 95 1-3 ① K			F FF 92 B FC 89 S CU 80 B SI 94 B FC 90 S FF 95 3-3 ① K		C CU 79 B CU 80 S FF 92 S SI 93 1-3 ③ K	4	0	0	0	0	4	1
3 Marlon Byrd, R (1, 9) OBP: 0.332, SLG: 0.485		C SI 95 B FF 95 C CU 81 B FF 96 S FF 96 2-3 ① K		C FF 95 B FC 90 B CU 79 S CU 79 F FF 95 B CU 83 X FF 95 3-2 ② G5-3			X SI 94 0-0 HR			3	1	1	1	0	1	0
9 Domonic Brown, L (1, 7) OBP: 0.258, SLG: 0.297		B CU 80 B CH 90 S SI 96 F FC 90 B FF 96 S FC 91 3-3 ② K		F CH 89 B FF 95 B SI 94 B CU 80 F SI 95 X FF 94 3-2 ③ L8			X SI 88 0-0 ② G4-3			3	0	0	0	0	1	0
51 Carlos Ruiz, R (1, 2) OBP: 0.386, SLG: 0.376		B SI 96 C CU 79 C SI 96 B SI 96 X FC 90 2-2 16 1B 2B			B SI 93 C SI 94 C CU 80 X FF 95 1-2 ① L8		C FF 97 C CU 82 C CU 81 0-3 ③ K			3	0	1	0	0	1	0
16 César Hernández, S (1, 5) OBP: 0.205, SLG: 0.244		B FF 94 X SI 94 1-0 2-3 1B			B CU 78 F SI 94 F FF 95 B FF 94 B FC 89 F FC 90 X CH 87 3-2 ② G3-1			B FF 95 C FF 93 C FF 94 S CU 84 1-3 ① K		3	0	1	0	0	1	0
55 David Buchanan, R (1, 1) 43 Mario Hollands, L (7, 1) 19 Tony Gwynn Jr., L (8, PH) OBP: 0.296, SLG: 0.208 30 Justin De Fratus, S (9, 1) 59 Antonio Bastardo, R (9, 1)	S FF 95 C SI 94 S CU 79 0-3 ③ K			B SI 94 B FF 94 F SI 93 C SI 95 X FF 95 2-2 ③ G1-3				C FF 95 C CU 82 B FF 96 S CU 83 1-3 ② K2-3		2 0 1 0 0	0 0 0 0 0	0 0 0 0 0	0 0 0 0 0	1 0 1 0 0	2 0 0 0 0

	AB	31
	R	1
	H	4
	RBI	1
	BB	0
	SO	15
	LOB	5

Inning Stats	1	2	3	4	5	6	7	8	9	1B: 2	SF: 0	WP: 0	PA: 31
R:	0	0	0	0		0	1	0	0	2B: 1	SAC: 0	PB: 0	
E:	0	0	0	0		0	0	0	0	3B: 0	DP: 0	SB: 1	
K:	3	3	1	1		0	2	2	3	HR: 1	HBP: 0	CS: 0	
S:	14	13	7	10		9	8	8	10				
H:	1	2	0	0		0	1	0	0				
LOB:	1	2	0	0		0	0	0	0				
BB:	0	0	0	0		0	0	0	0				
P:	22	21	10	17		15	11	10	15				

PITCHER		IP	WLS	BF	H	R	ER	SO	BB	IBB	HBP	BLK	WP	HR	S	P	ERA	WHIP
45 Zack Wheeler, R ERA: 4.31	(1, 1)	6.1	W	23	4	1	1	9	0	0	0	0	0	1	67	108	1.42	0.632
56 Scott Rice, L ERA: 5.4	(7, 1)	0.1	H	1	0	0	0	0	0	0	0	0	0	0	1	1	0.00	0.000
38 Vic Black, R ERA:	(7, 1)	1.1	H	4	0	0	0	3	0	0	0	0	0	0	11	13	0.00	0.000
58 Jenrry Mejia, R ERA: 3.97	(9, 1)	1.0	S	3	0	0	0	3	0	0	0	0	0	0	10	15	0.00	0.000

PITCHER	IP	WLS	BF	H	R	ER	SO	BB	IBB	HBP	BLK	WP	HR	S	P	ERA	WHIP

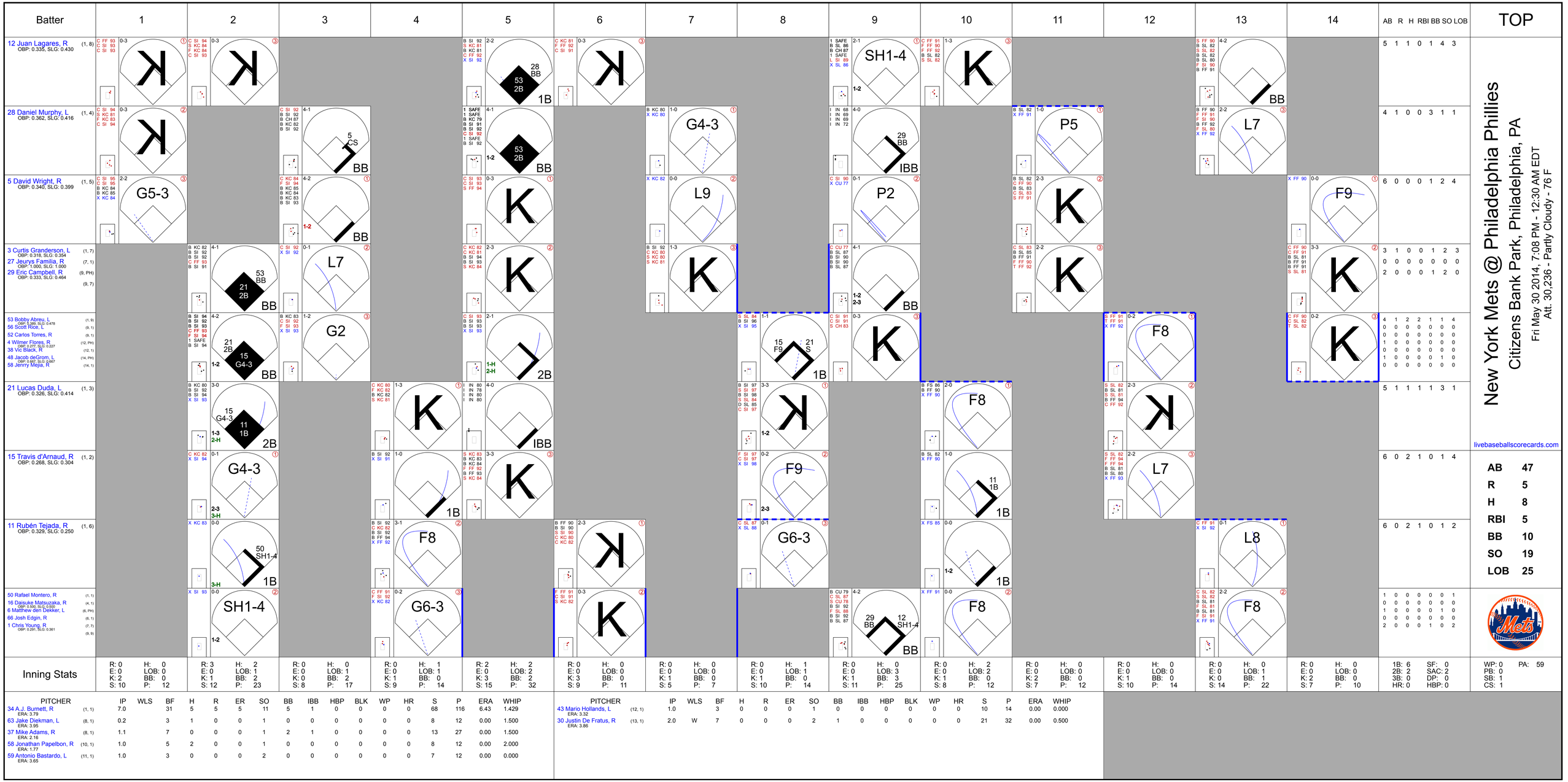
Batter
1
2
3
4
5
6
7
8
9
10
11
12
13
14
AB R H RBI BB SO LOB
TOP
12 Juan Lagares, R (1, 8)
OBP: 0.335, SLG: 0.430
28 Daniel Murphy, L (1, 4)
OBP: 0.362, SLG: 0.416
5 David Wright, R (1, 5)
OBP: 0.340, SLG: 0.399
3 Curtis Granderson, L (1, 7)
OBP: 0.318, SLG: 0.354
27 Jeurys Familia, R (7, 1)
OBP: 1.000, SLG: 1.000
29 Eric Campbell, R (9, PH)
OBP: 0.333, SLG: 0.464
(9, 7)
53 Bobby Abreu, L (1, 9)
OBP: 0.389, SLG: 0.478
56 Scott Rice, L (9, 1)
52 Carlos Torres, R (9, 1)
4 Wilmer Flores, R (12, PH)
OBP: 0.277, SLG: 0.227
38 Vic Black, R (12, 1)
48 Jacob deGrom, L (14, PH)
OBP: 0.667, SLG: 0.667
58 Jenrry Mejia, R (14, 1)
21 Lucas Duda, L (1, 3)
OBP: 0.326, SLG: 0.414
15 Travis d'Arnaud, R (1, 2)
OBP: 0.268, SLG: 0.304
11 Rubén Tejada, R (1, 6)
OBP: 0.329, SLG: 0.250
50 Rafael Montero, R (1, 1)
16 Daisuke Matsuzaka, R (4, 1)
OBP: 0.000, SLG: 0.000
6 Matthew den Dekker, L (6, PH)
66 Josh Edgin, R (6, 1)
1 Chris Young, R (7, 7)
OBP: 0.291, SLG: 0.361
(9, 9)
New York Mets @ Philadelphia Phillies
Citizens Bank Park, Philadelphia, PA
Fri May 30 2014, 7:08 PM - 12:30 AM EDT
Att. 30,236 - Partly Cloudy - 76 F
livebaseballscorecards.com
AB 47
R 5
H 8
RBI 5
BB 10
SO 19
LOB 25
Inning Stats
PITCHER IP WLS BF H R ER SO BB IBB HBP BLK WP HR S P ERA WHIP
34 A.J. Burnett, R (1, 1) ERA: 3.79 7.0 31 5 5 5 11 5 1 0 0 0 0 68 116 6.43 1.429
63 Jake Diekman, L (8, 1) ERA: 3.95 0.2 3 1 0 0 1 0 0 0 0 0 0 8 12 0.00 1.500
37 Mike Adams, R (8, 1) ERA: 2.16 1.1 7 0 0 0 1 2 1 0 0 0 0 13 27 0.00 1.500
58 Jonathan Papelbon, R (10, 1) ERA: 1.77 1.0 5 2 0 0 1 0 0 0 0 0 0 8 12 0.00 2.000
59 Antonio Bastardo, L (11, 1) ERA: 3.65 1.0 3 0 0 0 2 0 0 0 0 0 0 7 12 0.00 0.000
43 Mario Hollands, L (12, 1) ERA: 3.32 1.0 3 0 0 0 1 0 0 0 0 0 0 10 14 0.00 0.000
30 Justin De Fratus, R (13, 1) ERA: 3.86 2.0 W 7 0 0 0 2 1 0 0 0 0 0 21 32 0.00 0.500
1B: 6 SF: 0
2B: 2 SAC: 2
3B: 0 DP: 0
HR: 0 HBP: 0
WP: 0 PA: 59
PB: 0
SB: 1
CS: 1

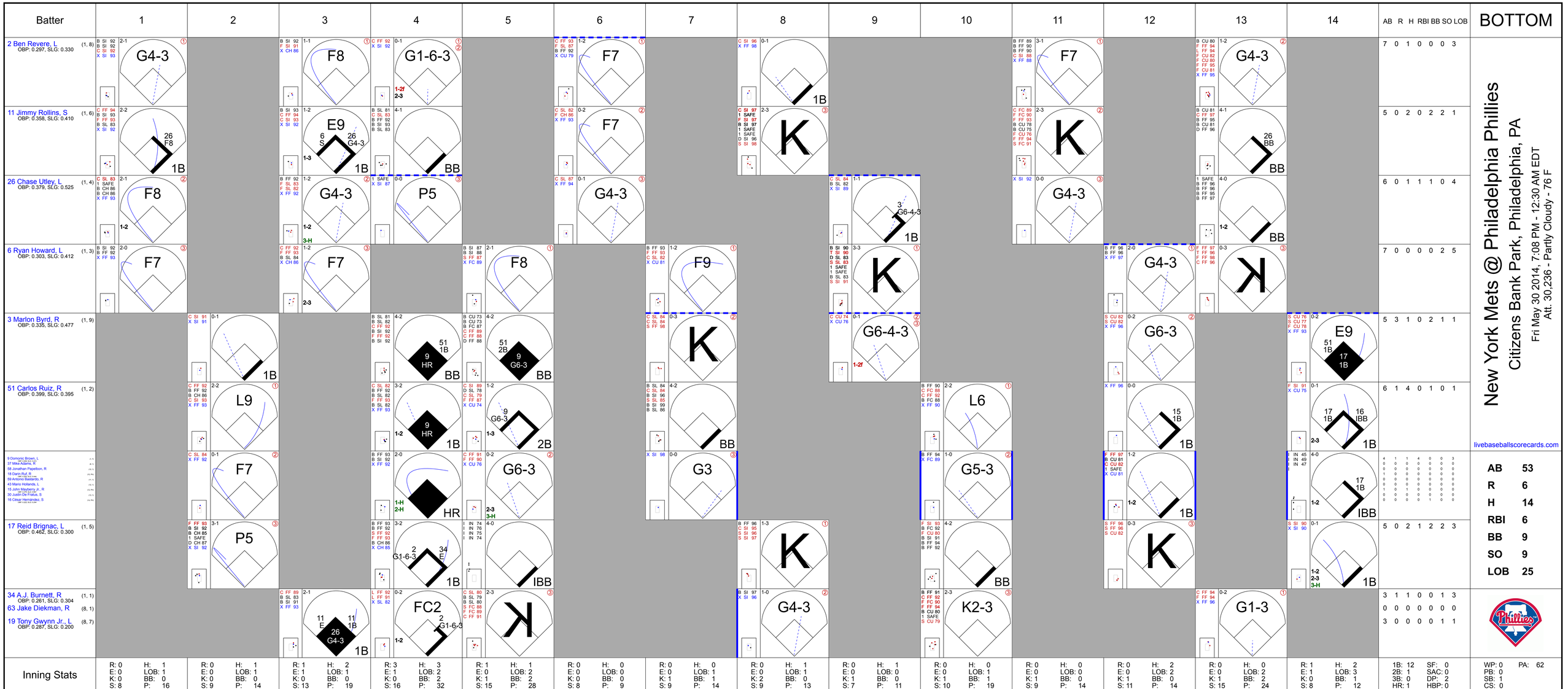
Batter
1
2
3
4
5
6
7
8
9
10
11
12
13
14
AB R H RBI BB SO LOB
BOTTOM
2 Ben Revere, L (1, 8) OBP: 0.297, SLG: 0.330
G4-3
F8
1B
G1-6-3
1-2f
2-3
F7
K
26 BB
11 Jimmy Rollins, S (1, 6) OBP: 0.358, SLG: 0.410
E9
6 S
26 G4-3
1-3
BB
26 F8
7 0 1 0 0 0 3
5 0 2 0 2 2 1
26 Chase Utley, L (1, 4) OBP: 0.379, SLG: 0.525
F8
G4-3
3-H
P5
3 G6-4-3
G6-4-3
1-2f
6 0 1 1 1 0 4
6 Ryan Howard, L (1, 3) OBP: 0.303, SLG: 0.412
F7
F9
51 2B
9 G6-3
51 1B
9 HR
7 0 0 0 0 2 5
3 Marlon Byrd, R (1, 9) OBP: 0.335, SLG: 0.477
E9
51 1B
17 1B
5 3 1 0 2 1 1
51 Carlos Ruiz, R (1, 2) OBP: 0.399, SLG: 0.395
L9
L6
G6-3
15 1B
16 IBB
6 1 4 0 1 0 1
9 Dominic Brown, L
37 Mike Adams, R
58 Jonathan Papelbon, R
18 Darin Ruf, R
59 Antonio Bastardo, R
43 Mario Hollands, L
15 John Mayberry, Jr., R
30 Justin De Fratus, S
16 Cesar Hernandez, S
F7
G5-3
G3
17 Reid Brignac, L (1, 5) OBP: 0.462, SLG: 0.300
P5
2 G1-6-3
34 E
17 1B
IBB
5 0 2 1 2 2 3
34 A.J. Burnett, R (1, 1) OBP: 0.261, SLG: 0.304
63 Jake Diekman, R (8, 1)
19 Tony Gwynn Jr., L (8, 7) OBP: 0.287, SLG: 0.200
11 E
11 1B
26 G4-3
FC2
2 G1-6-3
G4-3
K2-3
G1-3
3 1 1 0 0 1 3
0 0 0 0 0 0 0
3 0 0 0 0 1 1
New York Mets @ Philadelphia Phillies
Citizens Bank Park, Philadelphia, PA
Fri May 30 2014, 7:08 PM - 12:30 AM EDT
Att. 30,236 - Partly Cloudy - 76 F
livebaseballscorecards.com
AB 53
R 6
H 14
RBI 6
BB 9
SO 9
LOB 25
Inning Stats
R: 0 E: 0 K: 0 S: 8
H: 1 LOB: 1 BB: 0 P: 16
R: 0 E: 0 K: 0 S: 9
H: 1 LOB: 1 BB: 0 P: 14
R: 1 E: 1 K: 0 S: 13
H: 2 LOB: 1 BB: 0 P: 19
R: 3 E: 1 K: 0 S: 16
H: 3 LOB: 2 BB: 2 P: 32
R: 1 E: 0 K: 1 S: 15
H: 1 LOB: 2 BB: 2 P: 28
R: 0 E: 0 K: 0 S: 8
H: 0 LOB: 0 BB: 0 P: 9
R: 0 E: 0 K: 1 S: 9
H: 0 LOB: 1 BB: 1 P: 14
R: 0 E: 0 K: 2 S: 9
H: 1 LOB: 1 BB: 0 P: 13
R: 0 E: 0 K: 1 S: 7
H: 1 LOB: 0 BB: 0 P: 11
R: 0 E: 0 K: 1 S: 10
H: 0 LOB: 1 BB: 1 P: 19
R: 0 E: 0 K: 1 S: 9
H: 0 LOB: 0 BB: 0 P: 14
R: 0 E: 0 K: 1 S: 11
H: 2 LOB: 2 BB: 0 P: 14
R: 0 E: 0 K: 1 S: 15
H: 0 LOB: 2 BB: 2 P: 24
R: 1 E: 1 K: 0 S: 8
H: 2 LOB: 3 BB: 1 P: 12
1B: 12 2B: 1 3B: 0 HR: 1
SF: 0 SAC: 0 DP: 2 HBP: 0
WP: 0 PB: 0 SB: 1 CS: 0
PA: 62
PITCHER IP WLS BF H R ER SO BB IBB HBP BLK WP HR S P ERA WHIP
50 Rafael Montero, R (1, 1) ERA: 5.4 3.2 20 7 4 3 0 2 0 0 0 0 1 45 80 7.36 2.455
16 Daisuke Matsuzaka, R (4, 1) ERA: 2.54 1.1 7 1 1 1 1 1 0 0 0 0 0 16 29 6.75 1.500
66 Josh Edgin, L (6, 1) ERA: 2.08 1.1 4 0 0 0 0 0 0 0 0 0 0 11 13 0.00 0.000
27 Jeurys Familia, R (7, 1) ERA: 2.73 1.2 7 1 0 0 3 1 0 0 0 0 0 15 23 0.00 1.200
56 Scott Rice, L (9, 1) ERA: 5.25 0.1 2 1 0 0 1 0 0 0 0 0 0 5 9 0.00 3.000
PITCHER IP WLS BF H R ER SO BB IBB HBP BLK WP HR S P ERA WHIP
52 Carlos Torres, R (9, 1) ERA: 2.53 2.2 8 0 0 0 2 1 0 0 0 0 0 21 35 0.00 0.375
38 Vic Black, R (12, 1) ERA: 2.0 L 4 2 1 0 0 0 1 0 0 0 0 0 8 12 ∞ ∞
58 Jenrry Mejia, R (14, 1) ERA: 3.97 0.0 10 2 0 0 2 2 0 0 0 0 0 26 38 0.00 2.000

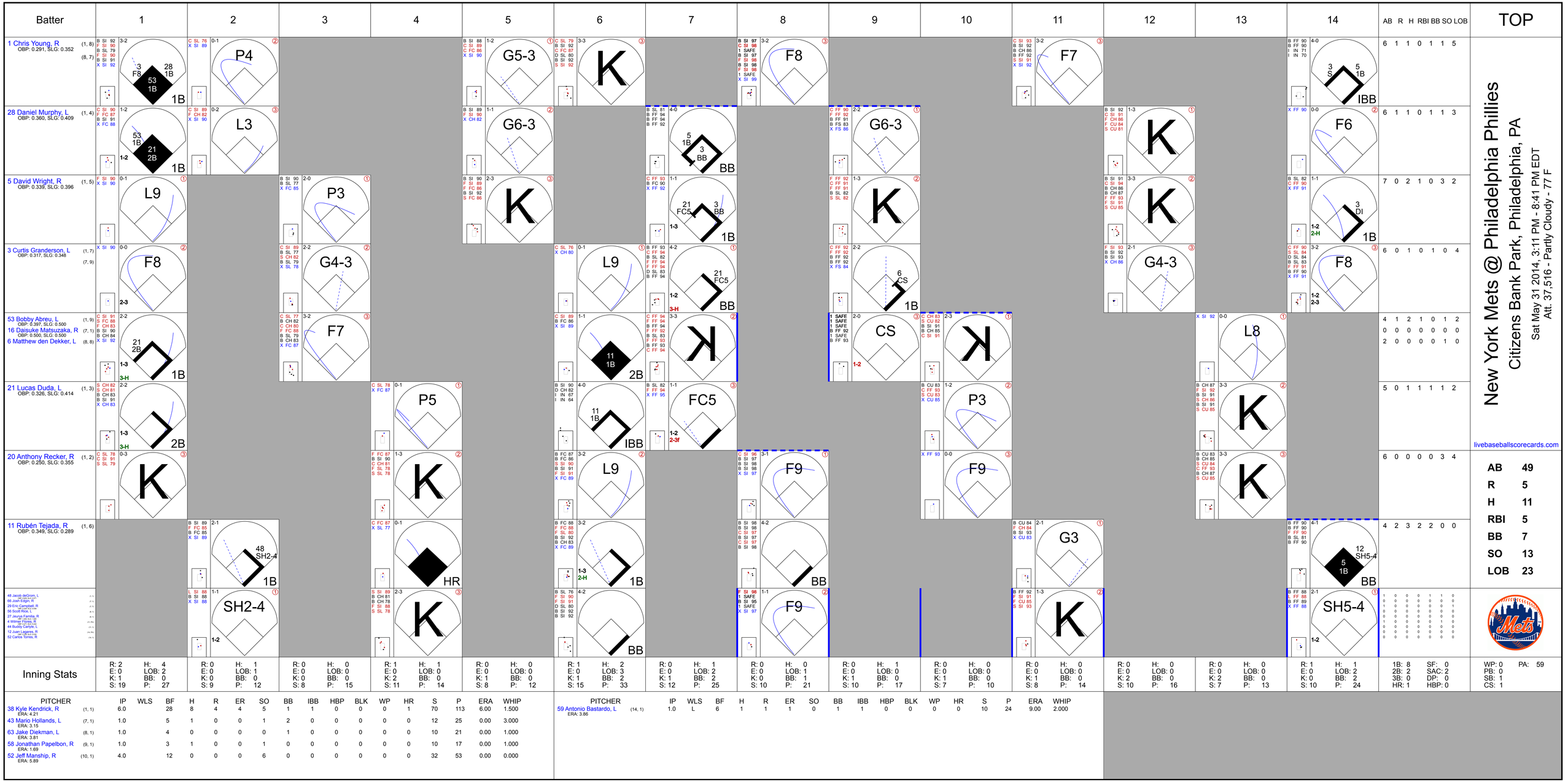
Batter
1
2
3
4
5
6
7
8
9
10
11
12
13
14
AB R H RBI BB SO LOB
TOP
1 Chris Young, R (1, 8) (8, 7) OBP: 0.291, SLG: 0.352
28 Daniel Murphy, L (1, 4) OBP: 0.360, SLG: 0.409
5 David Wright, R (1, 5) OBP: 0.339, SLG: 0.396
3 Curtis Granderson, L (1, 7) (7, 9) OBP: 0.317, SLG: 0.348
53 Bobby Abreu, L (1, 9) OBP: 0.397, SLG: 0.500
16 Daisuke Matsuzaka, R (7, 1) OBP: 0.500, SLG: 0.500
6 Matthew den Dekker, L (8, 8) OBP: 0.500, SLG: 0.500
21 Lucas Duda, L (1, 3) OBP: 0.326, SLG: 0.414
20 Anthony Recker, R (1, 2) OBP: 0.250, SLG: 0.355
11 Rubén Tejada, R (1, 6) OBP: 0.349, SLG: 0.289
48 Jacob deGrom, L
66 Josh Edgin, R
29 Eric Campbell, R
56 Scott Rice, L
27 Jeurys Familia, R
4 Wilmer Flores, R
44 Buddy Carlyle, L
12 Juan Lagares, R
52 Carlos Torres, R
New York Mets @ Philadelphia Phillies
Citizens Bank Park, Philadelphia, PA
Sat May 31 2014, 3:11 PM - 8:41 PM EDT
Att. 37,516 - Partly Cloudy - 77 F
livebaseballscorecards.com
AB 49
R 5
H 11
RBI 5
BB 7
SO 13
LOB 23
Inning Stats
PITCHER IP WLS BF H R ER SO BB IBB HBP BLK WP HR S P ERA WHIP
38 Kyle Kendrick, R (1, 1) ERA: 4.21 6.0 28 8 4 4 5 1 1 0 0 0 1 70 113 6.00 1.500
43 Mario Hollands, L (7, 1) ERA: 3.15 1.0 5 1 0 0 1 2 0 0 0 0 0 12 25 0.00 3.000
63 Jake Diekman, L (8, 1) ERA: 3.81 1.0 4 0 0 0 0 1 0 0 0 0 0 10 21 0.00 1.000
58 Jonathan Papelbon, R (9, 1) ERA: 1.69 1.0 3 1 0 0 1 0 0 0 0 0 0 10 17 0.00 1.000
52 Jeff Manship, R (10, 1) ERA: 5.89 4.0 12 0 0 0 6 0 0 0 0 0 0 32 53 0.00 0.000
PITCHER IP WLS BF H R ER SO BB IBB HBP BLK WP HR S P ERA WHIP
59 Antonio Bastardo, L (14, 1) ERA: 3.86 1.0 L 6 1 1 1 0 1 1 0 0 0 0 0 10 24 9.00 2.000

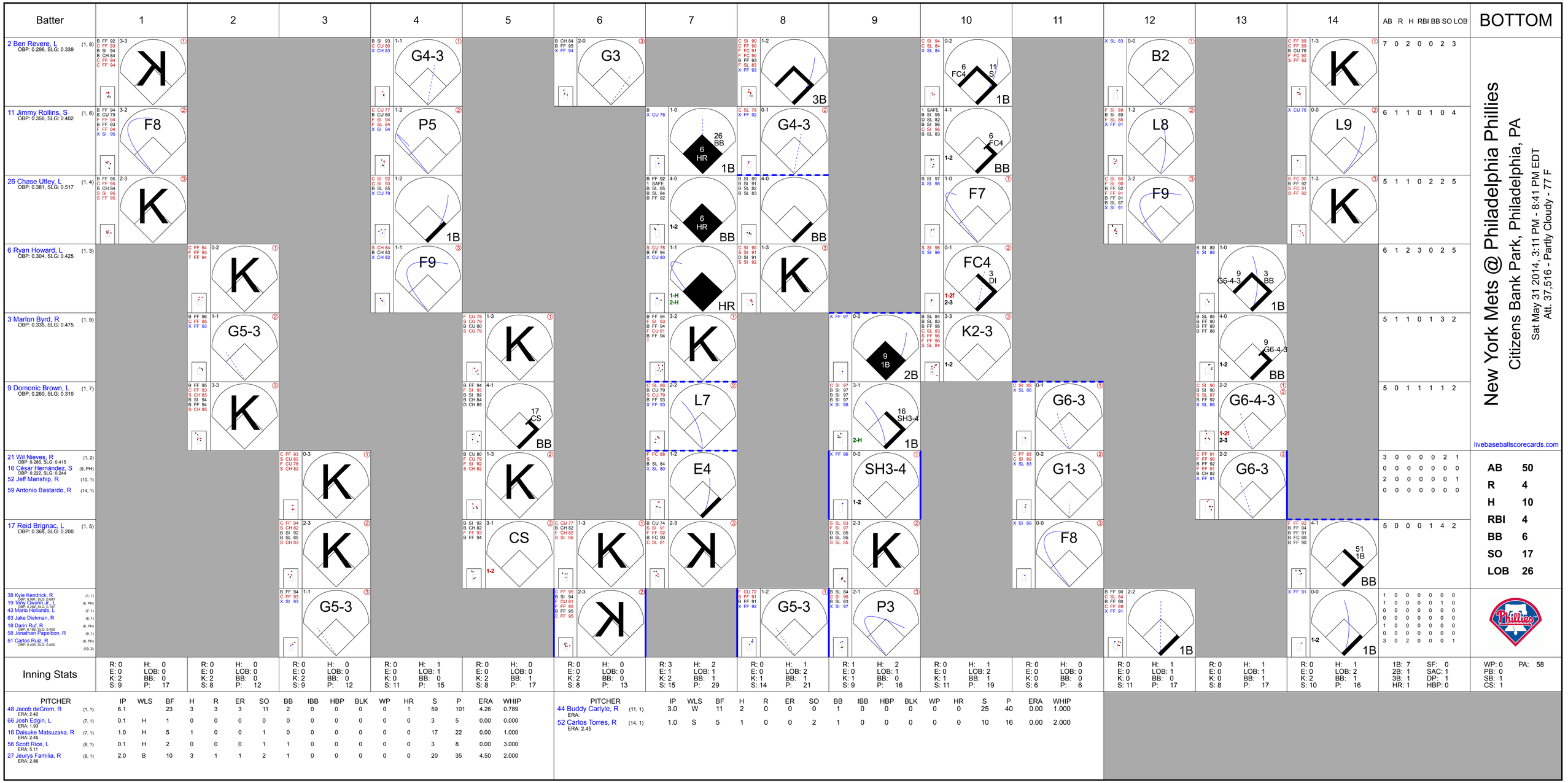
Batter
1
2
3
4
5
6
7
8
9
10
11
12
13
14
AB R H RBI BB SO LOB
BOTTOM
2 Ben Revere, L (1, 9) OBP: 0.296, SLG: 0.339
11 Jimmy Rollins, S (1, 6) OBP: 0.356, SLG: 0.402
26 Chase Utley, L (1, 4) OBP: 0.381, SLG: 0.517
6 Ryan Howard, L (1, 3) OBP: 0.304, SLG: 0.425
3 Marlon Byrd, R (1, 9) OBP: 0.335, SLG: 0.475
9 Domonic Brown, L (1, 7) OBP: 0.260, SLG: 0.310
21 Wil Nieves, R (1, 2) OBP: 0.286, SLG: 0.415
16 César Hernández, S (9, PH) OBP: 0.222, SLG: 0.244
52 Jeff Manship, R (10, 1)
59 Antonio Bastardo, R (14, 1)
17 Reid Brignac, L (1, 5) OBP: 0.368, SLG: 0.200
38 Kyle Kendrick, R (1, 1) OBP: 0.091, SLG: 0.091
19 Tony Gwynn Jr., L (6, PH) OBP: 0.294, SLG: 0.197
43 Mario Hollands, L (7, 1)
63 Jake Diekman, R (8, 1)
18 Darin Ruf, R (8, PH) OBP: 0.182, SLG: 0.400
58 Jonathan Papelbon, R (9, 1)
51 Carlos Ruiz, R (9, PH) OBP: 0.403, SLG: 0.400 (10, 2)
Inning Stats
PITCHER IP WLS BF H R ER SO BB IBB HBP BLK WP HR S P ERA WHIP
48 Jacob deGrom, R (1, 1) ERA: 2.42
66 Josh Edgin, L (7, 1) ERA: 1.93
16 Daisuke Matsuzaka, R (7, 1) ERA: 2.45
56 Scott Rice, L (8, 1) ERA: 5.11
27 Jeurys Familia, R (9, 1) ERA: 2.86
PITCHER IP WLS BF H R ER SO BB IBB HBP BLK WP HR S P ERA WHIP
44 Buddy Carlyle, R (11, 1) ERA:
52 Carlos Torres, R (14, 1) ERA: 2.45
New York Mets @ Philadelphia Phillies
Citizens Bank Park, Philadelphia, PA
Sat May 31 2014, 3:11 PM - 8:41 PM EDT
Att. 37,516 - Partly Cloudy - 77 F
livebaseballscorecards.com
AB 50
R 4
H 10
RBI 4
BB 6
SO 17
LOB 26
1B: 7 SF: 0
2B: 1 SAC: 1
3B: 1 DP: 1
HR: 1 HBP: 0
WP: 0 PA: 58
PB: 0
SB: 1
CS: 1

Batter	1	2	3	4	5	6	7	8	9	10	11	AB	R	H	RBI	BB	SO	LOB
12 Juan Lagares, R (1, 8) OBP: 0.337, SLG: 0.429	C FF 90 B CU 78 B FF 92 F FF 91 F FF 93 X CH 85 2-2 5 S 1B		F FF 92 X FF 92 0-1 B2		B FF 91 B FF 88 C FF 91 X FC 88 2-1 F9		B CH 82 F FF 91 C FC 88 F CU 78 X CU 78 1-2 28 G6-3 1B		C FF 91 F FF 90 B SL 82 F FF 90 B FF 92 S SL 82 2-3 K		B SI 94 F SI 95 C SI 94 S SL 90 1-3 K	5	0	2	0	0	1	0
66 Josh Edgin, R (10, 1)												1	0	0	0	0	1	0
58 Jenrry Mejia, R (11, 1)												0	0	0	0	0	0	0
28 Daniel Murphy, L (1, 4) OBP: 0.353, SLG: 0.400	B FC 88 X FF 91 1-0 F7		C FF 89 B CU 78 C FC 90 S CU 80 1-3 K		C FF 91 B FF 92 F FF 92 B CH 85 S FC 90 2-3 K		F FC 88 1 SAFE 1 SAFE F FC 87 X FF 91 0-2 G6-3 1-2		X FF 91 0-0 P6			5	0	0	0	0	2	2
5 David Wright, R (1, 5) OBP: 0.340, SLG: 0.397	1 SAFE C FF 91 F CH 84 B FF 92 F FF 92 D CU 79 B FC 89 1 SAFE T FF 91 3-2 K 1-2			B FC 89 C FC 89 B CU 79 X FC 88 2-1 29 1B 1 SF5 2B	F CH 85 X CH 84 0-1 F9		D FF 91 B FF 92 B CU 78 I IN 55 4-0 IBB			C SL 82 F FF 92 X SL 81 0-2 P6		4	1	1	0	1	1	1
29 Eric Campbell, R (1, 3) OBP: 0.333, SLG: 0.471 (10, 7)	S FF 92 C CU 78 C FF 92 0-3 K			F FF 92 B FC 90 F FF 93 B CU 78 F FF 92 F CH 84 X CH 83 2-2 11 G4-3 1 SF5 2-3 1B		B CH 84 C CH 82 S CH 85 F FF 93 F CU 80 F CH 85 X FF 93 1-2 1 E 3 SF9 2B	2 SAFE C CU 77 B CU 76 B FF 91 S FF 91 F FF 93 D CH 85 S CH 83 3-3 K			B SL 80 S SL 82 X SI 92 1-1 G5-3		5	1	2	0	0	2	3
1 Chris Young, R (1, 7) OBP: 0.288, SLG: 0.349 (10, 8)		B FF 90 X FF 91 1-0 11 F9 3 1B 1B		C FC 88 B FF 91 X CU 78 1-1 SF5 1-2 3-H		X CH 83 0-0 E6 11 G6-3 2-3	F CH 84 F FF 92 C FF 92 0-3 K			B FF 92 C FF 92 C FF 92 F SL 83 B SL 83 S SL 82 2-3 K		4	0	1	1	0	2	3
3 Curtis Granderson, L (1, 9) OBP: 0.319, SLG: 0.347		X FF 88 0-0 15 G5-4-3 1-2 1B		B FF 92 C CH 84 F FC 88 B CU 79 B FF 92 B FF 92 4-2 11 G4-3 BB		B CH 84 X CH 82 1-0 SF9 3-H		C SL 80 F FF 88 B SL 80 B SL 83 F FF 88 S FF 89 2-3 K			C CU 81 F SI 95 B SI 93 B CU 82 S SL 90 2-3 K	3	0	1	1	1	2	0
11 Rubén Tejada, R (1, 6) OBP: 0.344, SLG: 0.286		C FF 92 B FF 92 X FC 87 1-1 F9 2-3		X CH 84 0-0 G4-3 1-2 2-3		1 SAFE F FC 89 T FF 92 B FF 91 X CU 79 1-2 G6-3 1-2	C FF 87 F CH 78 X FF 88 0-2 49 CS 1B				B SI 94 X SI 94 1-0 F9	5	0	1	0	0	0	5
15 Travis d'Arnaud, R (1, 2) OBP: 0.281, SLG: 0.298		D CU 78 B FF 91 C FF 92 D CU 78 C FC 88 F FF 92 X CH 84 3-2 G5-4-3 1-2f		I IN 61 I IN 61 I IN 60 4-0 IBB		I IN 63 I IN 67 I IN 69 I 4-0 IBB	B CH 78 F FF 87 X FF 87 1-1 F9				B SL 91 S SL 89 B CU 80 B SI 94 B SI 95 4-1 21 HR BB	2	1	0	0	3	0	3
49 Jonathon Niese, L (1, 1) OBP: 0.238, SLG: 0.118			C FF 91 C FF 92 B FF 90 B FF 92 F FF 92 C FF 90 2-3 K	X CH 83 0-0 G4-3	C FC 88 T FC 88 B FC 88 B FF 92 C FF 92 2-3 K		1 SAFE S SL 82 B FF 88 1 SAFE F FF 87 B FF 88 2-2 CS 1-2	F FF 90 B FF 90 B FF 90 B FF 90 C FF 90 F FF 91 X FF 92 3-2 F8		B CU 81 X SI 93 1-0 1-H HR	3	0	0	0	0	2	5
53 Bobby Abreu, L (9, PH) OBP: 0.390, SLG: 0.490												1	0	0	0	0	0	0
56 Scott Rice, L (9, 1)												0	0	0	0	0	0	0
38 Vic Black, R (9, 1)												0	0	0	0	0	0	0
21 Lucas Duda, L (10, 3) OBP: 0.330, SLG: 0.437												1	1	1	2	0	0	0
Inning Stats	R: 0 E: 0 K: 2 S: 12 H: 1 LOB: 1 BB: 0 P: 18	R: 0 E: 0 K: 0 S: 8 H: 2 LOB: 1 BB: 0 P: 13	R: 0 E: 0 K: 2 S: 9 H: 0 LOB: 0 BB: 0 P: 12	R: 1 E: 0 K: 0 S: 13 H: 2 LOB: 3 BB: 2 P: 26	R: 0 E: 0 K: 1 S: 7 H: 0 LOB: 0 BB: 0 P: 11	R: 1 E: 1 K: 1 S: 14 H: 1 LOB: 2 BB: 1 P: 23	R: 0 E: 0 K: 2 S: 14 H: 1 LOB: 2 BB: 1 P: 22	R: 0 E: 0 K: 1 S: 11 H: 1 LOB: 0 BB: 0 P: 16	R: 0 E: 0 K: 1 S: 10 H: 0 LOB: 0 BB: 0 P: 15	R: 0 E: 0 K: 1 S: 9 H: 0 LOB: 0 BB: 0 P: 12	R: 2 E: 0 K: 2 S: 9 H: 1 LOB: 0 BB: 1 P: 18						

PITCHER		IP	WLS	BF	H	R	ER	SO	BB	IBB	HBP	BLK	WP	HR	S	P	ERA	WHIP
35 Cole Hamels, L ERA: 4.01	(1, 1)	7.0		32	7	2	1	8	1	3	0	0	0	0	77	125	1.29	1.143
56 Cesar Jimenez, L ERA:	(8, 1)	1.0		3	1	0	0	1	0	0	0	0	0	0	11	16	0.00	1.000
58 Jonathan Papelbon, R ERA: 1.61	(9, 1)	1.0		3	0	0	0	1	0	0	0	0	0	0	10	15	0.00	0.000
30 Justin De Fratus, R ERA: 3.48	(10, 1)	1.0		3	0	0	0	1	0	0	0	0	0	0	9	12	0.00	0.000
48 Phillippe Aumont, R ERA: 18.0	(11, 1)	1.0	L	5	1	2	2	2	1	0	0	0	0	1	9	18	18.00	2.000

PITCHER	IP	WLS	BF	H	R	ER	SO	BB	IBB	HBP	BLK	WP	HR	S	P	ERA	WHIP

TOP

New York Mets @ Philadelphia Phillies

Citizens Bank Park, Philadelphia, PA

Sun Jun 01 2014, 1:38 PM - 5:06 PM EDT

Att. 36,039 - Partly Cloudy - 77 F

livebaseballscorecards.com

AB	39
R	4
H	9
RBI	4
BB	5
SO	13
LOB	22

1B: 6	SF: 2	WP: 0	PA: 47
2B: 2	SAC: 0	PB: 0	
3B: 0	DP: 1	SB: 1	
HR: 1	HBP: 0	CS: 1	

Batter	1	2	3	4	5	6	7	8	9	10	11	AB	R	H	RBI	BB	SO	LOB
2 Ben Revere, L (1, 8) OBP: 0.299, SLG: 0.337 48 Philippe Aumont, L (11, 1)	B FC 84 C FF 86 X FC 87 1-1 G6-3		C SI 89 X FF 89 0-1 1B		B FF 90 B FF 90 B FF 90 B SI 89 4-0 11 G6-4-3 1-2 BB		C SI 90 B FF 89 B FF 91 X FF 91 2-1 G1-3			C FF 94 F FF 94 B FF 94 S CU 78 1-3 K		4 0	0 0	1 0	0 0	1 0	1 0	1 0
11 Jimmy Rollins, S (1, 6) OBP: 0.352, SLG: 0.397	C CU 71 X CU 73 0-1 1B		C FF 90 X FF 89 0-1 G5-3		C FF 89 B FF 90 F FF 90 B FF 90 F CU 76 X FF 91 2-2 G6-4-3 1-2f			B CU 72 C FC 88 X CU 74 1-1 F8			C FF 93 C CU 79 X FF 93 0-2 L8	5	0	1	0	0	0	3
3 Marlon Byrd, R (1, 9) OBP: 0.332, SLG: 0.483	X FF 87 0-0 P4			C FF 88 F FF 89 F CU 74 S FF 91 0-3 K		B FF 88 S FF 89 F FF 90 B CU 74 S FF 90 2-3 K		C CU 74 F FF 90 S FC 88 0-3 K			B CU 79 B SL 83 C FF 94 F FC 94 X SL 83 2-2 HR	5	1	1	1	0	3	1
51 Carlos Ruiz, R (1, 2) OBP: 0.403, SLG: 0.406	C FC 85 B CH 80 1 SAFE X FF 89 1-1 L8			C CU 74 B FF 89 X CH 83 1-1 6 HR 2B		B SI 89 X FC 87 1-0 1B		C FF 89 C CU 74 S FC 88 0-3 K			X FF 96 0-0 P3	5	1	2	0	0	1	1
6 Ryan Howard, L (1, 3) OBP: 0.301, SLG: 0.434		X FF 88 0-0 F8		B FC 89 X FF 89 1-0 2-H HR		B FF 90 B FF 89 C FF 90 C SI 91 F FF 91 B SI 91 S SI 92 3-3 K			B SL 82 S SL 82 B SI 90 S SL 82 X SI 90 2-2 G6-3		C CU 81 B FF 95 X FF 95 1-1 G3	5	1	1	2	0	1	1
15 John Mayberry Jr., R (1, 7) OBP: 0.345, SLG: 0.429	C SI 87 C FF 89 X FF 89 0-2 L3			X FF 90 0-0 P3		B FC 88 X FF 90 1-0 P4			C CU 78 F FF 96 F FF 95 B CU 81 B CU 81 B CU 82 X FF 96 3-2 F9			4	0	0	0	0	0	1
16 César Hernández, S (1, 4) OBP: 0.224, SLG: 0.244	X FF 89 0-0 G4-3			L FF 88 F FF 90 X FF 90 0-2 F9		X FC 86 0-0 9 1B 17 SH1-4 1B			B FF 95 T FF 95 C CU 80 X FF 97 1-2 G6-3			4	0	1	0	0	0	0
17 Reid Brignac, L (1, 5) OBP: 0.318, SLG: 0.167			C SI 88 B FC 85 C SI 89 B FF 88 F SI 91 B FF 91 X SI 91 3-2 G4-3		F FF 88 C SI 90 B FC 86 B FC 88 C SI 91 2-3 K		X FC 86 0-0 SH1-4 1-2			F FF 93 S SL 86 B SL 85 B CU 79 T FF 94 2-2 K		3	0	0	0	0	2	0
35 Cole Hamels, L (1, 1) OBP: 0.250, SLG: 0.250 9 Domonic Brown, L (7, PH) OBP: 0.264, SLG: 0.314 56 Cesar Jimenez, L (8, 1) 58 Jonathan Papelbon, R (9, 1) 30 Justin De Fratus, S (10, 1) 19 Tony Gwynn Jr., L (10, PH) OBP: 0.287, SLG: 0.195 (11, 8)			B FF 89 X SI 88 1-0 G4-3		X FF 90 0-0 2 BB 1B		C SI 88 B FF 89 C SI 89 X SI 90 1-2 2-3 1B			S SL 85 C SL 86 S CU 79 0-3 K		2 1 0 0 0 1	0 0 0 0 0 0	1 1 0 0 0 0	0 0 0 0 0 1	0 0 0 0 0 0	0 0 0 0 0 1	0 0 0 0 0 0
Inning Stats	R: 0 H: 1 E: 0 LOB: 1 K: 0 BB: 0 S: 7 P: 9	R: 0 H: 0 E: 0 LOB: 0 K: 0 BB: 0 S: 5 P: 5	R: 0 H: 1 E: 0 LOB: 1 K: 0 BB: 0 S: 9 P: 13	R: 2 H: 2 E: 0 LOB: 0 K: 1 BB: 0 S: 11 P: 13	R: 0 H: 1 E: 0 LOB: 1 K: 1 BB: 1 S: 8 P: 16	R: 0 H: 1 E: 0 LOB: 1 K: 2 BB: 0 S: 9 P: 16	R: 0 H: 2 E: 0 LOB: 1 K: 0 BB: 0 S: 7 P: 10	R: 0 H: 0 E: 0 LOB: 0 K: 2 BB: 0 S: 8 P: 9	R: 0 H: 0 E: 0 LOB: 0 K: 0 BB: 0 S: 10 P: 16	R: 0 H: 0 E: 0 LOB: 0 K: 3 BB: 0 S: 9 P: 12	R: 1 H: 1 E: 0 LOB: 0 K: 0 BB: 0 S: 9 P: 12	1B: 6 2B: 1 3B: 0 HR: 2	SF: 0 SAC: 1 DP: 1 HBP: 0			WP: 0 PB: 0 SB: 0 CS: 0	PA: 41	

PITCHER		IP	WLS	BF	H	R	ER	SO	BB	IBB	HBP	BLK	WP	HR	S	P	ERA	WHIP
49 Jonathon Niese, L ERA: 2.69	(1, 1)	8.0		31	8	2	2	6	1	0	0	0	0	1	64	91	2.25	1.125
56 Scott Rice, L ERA: 4.97	(9, 1)	0.1		1	0	0	0	0	0	0	0	0	0	0	3	5	0.00	0.000
38 Vic Black, R ERA:	(9, 1)	0.2		2	0	0	0	0	0	0	0	0	0	0	7	11	0.00	0.000
66 Josh Edgin, L ERA: 1.59	(10, 1)	1.0	W	3	0	0	0	3	0	0	0	0	0	0	9	12	0.00	0.000
58 Jenrry Mejia, R ERA: 4.07	(11, 1)	1.0	S	4	1	1	1	0	0	0	0	0	0	1	9	12	9.00	1.000

PITCHER	IP	WLS	BF	H	R	ER	SO	BB	IBB	HBP	BLK	WP	HR	S	P	ERA	WHIP

BOTTOM

New York Mets @ Philadelphia Phillies

Citizens Bank Park, Philadelphia, PA

Sun Jun 01 2014, 1:38 PM - 5:06 PM EDT

Att. 36,039 - Partly Cloudy - 77 F

livebaseballscorecards.com

AB	39
R	3
H	9
RBI	3
BB	1
SO	9
LOB	8

Batter	1	2	3	4	5	6	7	8	9	AB	R	H	RBI	BB	SO	LOB
6 Matthew den Dekker, L (1, 8) OBP: 0.111, SLG: 0.111	C FF 90 X CH 83 0-1 G3		B SI 89 C SI 90 B SI 90 X CH 82 2-1 F8			C SL 83 C SL 83 B SL 83 B SI 90 X SI 89 28 1B 5 2B 1B 1-3 K			L SL 83 1 SAFE S SI 96 C SI 97 0-3 K	5	1	1	0	0	2	4
28 Daniel Murphy, L (1, 4) OBP: 0.354, SLG: 0.400	B SI 90 X CH 82 1-0 G4-3		C SL 83 B FF 92 B SI 90 X CH 82 2-1 G4-3			C SI 89 D SI 89 1 SAFE X SI 89 1-1 5 2B 1B 1-3	F FF 91 B FF 90 B FF 93 X FF 92 2-1 L6		S SI 97 1 SAFE B SL 85 X SI 97 1-1 5 BB 3 1B 1B 1-3	5	2	2	0	0	0	0
5 David Wright, R (1, 5) OBP: 0.345, SLG: 0.403	B SI 91 F SI 90 B CH 82 X SI 91 2-1 G5-3		B SI 92 F SI 90 B SI 90 F CH 81 F SI 91 B SI 90 X SL 84 3-2 F8			B FF 90 B SI 90 X SI 90 2-0 21 E 4 2B 2B 1-H 3-H	C CH 84 F SL 82 X FF 92 1-2 3 CS 1B		D SL 84 B SI 97 B SI 96 C SL 85 B SI 98 4-1 3 1B 4 HR BB 1-2	4	2	2	2	1	0	0
3 Curtis Granderson, L (1, 7) (8, 9) OBP: 0.316, SLG: 0.344		B CH 83 B SI 91 C SI 89 S CH 82 X CH 82 2-2 F9	C SI 89 B SI 90 F SI 90 B SI 92 T SI 91 2-2 K			S SI 91 X SI 91 0-1 F7	C SL 81 B SL 81 1 SAFE F FF 93 1 SAFE B FF 91 X FF 94 2-2 G3-1 1-2		B SL 86 X SI 98 1-0 29 BB 4 HR 1B 1-3 2-H 3-H	5	1	1	2	0	1	2
53 Bobby Abreu, L (1, 9) OBP: 1.000, SLG: 1.000 27 Jeurys Familia, R (8, 1) OBP: 0.350, SLG: 0.471 29 Eric Campbell, R (9, PH) 52 Carlos Torres, R (9, 1)		C SI 91 B SL 82 B CH 83 F SI 91 B CH 83 X SI 91 3-2 21 2B 2B	B SI 92 B SI 92 C SL 84 B SI 91 X SI 91 3-1 G3			B CH 82 B CH 82 B SI 91 B CH 82 4-0 21 E 4 2B BB		X FF 88 0-0 F7	D SL 91 B SI 94 B SL 89 C SI 93 B SI 94 4-1 4 HR BB 1-2	3 0 0 0	2 0 1 0	1 0 0 0	0 0 0 0	1 0 1 0	0 0 0 0	0 0 0 0
21 Lucas Duda, L (1, 3) OBP: 0.332, SLG: 0.438		C SI 92 B SI 91 B SI 92 X SI 91 2-1 4 L8 2B 2-H	B CH 84 F SI 92 S CH 84 F CH 82 B SL 84 X CH 83 2-2 G4-3			B FC 89 C FF 92 B FC 90 D SL 82 F FF 91 X FF 92 3-2 FC4 4 2B 1-2 2-3		C SL 80 B CH 77 B CH 78 S SL 81 B FF 89 D CH 78 4-2 4 FC9-6 BB	C CU 82 B SL 90 B CU 82 C SI 94 B SL 89 S SI 94 3-3 K	4	0	1	1	1	1	5
4 Wilmer Flores, R (1, 6) OBP: 0.283, SLG: 0.320		F SL 84 X SI 92 0-1 L8 2-3			C SI 90 S SI 90 B SI 90 F CH 80 F SI 91 S SI 92 1-3 K	B FF 94 C FF 93 C FF 92 X FF 93 1-2 1-3 2-H 3-H 2B		F FF 86 B CH 78 B FF 87 F FF 87 F SL 81 B CH 79 X FF 89 3-2 FC9-6 15 FC6-4 1-2f	B SI 93 C SL 91 B SI 96 D SI 94 X SI 94 3-1 1-H 2-H 3-H HR	5	1	2	6	0	1	2
15 Travis d'Arnaud, R (1, 2) OBP: 0.286, SLG: 0.291		I IN 70 I IN 71 I IN 70 I IN 68 4-0 IBB			C SL 82 B CH 84 F SI 90 S CH 83 1-3 K	I I I I 4-0 IBB		B FF 87 X FF 87 1-0 FC6-4 1-2f	C SL 91 X SL 91 0-1 G5-3	3	0	0	0	2	1	1
40 Bartolo Colon, R (1, 1) 61 Dana Eveland, L (8, 1) 1 Chris Young, R (8, 7) OBP: 0.293, SLG: 0.349		B SI 90 T FF 89 F SI 90 B SI 90 F SI 90 B SL 84 F SI 89 F SI 88 S SI 90 3-3 K			C SI 91 C CH 81 B SI 90 B SI 90 S SI 90 2-3 K	S FF 92 F FF 92 S FF 92 0-3 K			B SI 96 B SI 95 B SI 95 B SI 96 4-0 28 1B 3 1B BB	3 0 0	0 0 1	0 0 0	0 0 0	0 0 1	3 0 0	5 0 0
Inning Stats	R: 0 E: 0 K: 0 S: 5 H: 0 LOB: 0 BB: 0 P: 8	R: 1 E: 0 K: 1 S: 16 H: 2 LOB: 2 BB: 1 P: 30	R: 0 E: 0 K: 0 S: 8 H: 0 LOB: 0 BB: 0 P: 15	R: 0 E: 0 K: 1 S: 9 H: 0 LOB: 0 BB: 0 P: 16	R: 0 E: 0 K: 3 S: 11 H: 0 LOB: 0 BB: 0 P: 15	R: 4 E: 1 K: 2 S: 20 H: 4 LOB: 3 BB: 2 P: 39	R: 0 E: 0 K: 0 S: 8 H: 1 LOB: 0 BB: 0 P: 13	R: 0 E: 0 K: 0 S: 8 H: 0 LOB: 1 BB: 1 P: 16	R: 6 E: 0 K: 2 S: 15 H: 3 LOB: 0 BB: 3 P: 35	1B: 5 2B: 4 3B: 0 HR: 1 SF: 0 SAC: 0 DP: 0 HBP: 0						WP: 0 PB: 0 SB: 0 CS: 1 PA: 44	

TOP

New York Mets @ Philadelphia Phillies

Citizens Bank Park, Philadelphia, PA

Mon Jun 02 2014, 7:07 PM - 10:24 PM EDT

Att. 26,302 - Clear - 81 F

livebaseballscorecards.com

AB	37
R	11
H	10
RBI	11
BB	7
SO	9
LOB	19

PITCHER		IP	WLS	BF	H	R	ER	SO	BB	IBB	HBP	BLK	WP	HR	S	P	ERA	WHIP
27 Roberto Hernandez, R ERA: 4.03	(1, 1)	5.1	L	23	5	5	4	5	1	1	0	0	0	0	56	101	6.75	1.125
43 Mario Hollands, L ERA: 2.91	(6, 1)	1.2		8	2	0	0	2	0	1	0	0	0	0	21	35	0.00	1.200
56 Cesar Jimenez, L ERA:	(8, 1)	1.0		4	0	0	0	0	1	0	0	0	0	0	8	16	0.00	1.000
63 Jake Diekman, L ERA: 5.02	(9, 1)	0.1		5	2	4	4	1	2	0	0	0	0	0	7	17	108.00	12.000
48 Phillippe Aumont, R ERA: 21.6	(9, 1)	0.2		4	1	2	2	1	1	0	0	0	0	1	8	18	27.00	3.000

PITCHER	IP	WLS	BF	H	R	ER	SO	BB	IBB	HBP	BLK	WP	HR	S	P	ERA	WHIP

BOTTOM

Batter	1	2	3	4	5	6	7	8	9	AB	R	H	RBI	BB	SO	LOB
2 Ben Revere, L (1, 8) OBP: 0.303, SLG: 0.340	C SI 88 B FF 90 X FF 90 1-1 G6-3 ①		B FF 92 F FF 90 B FF 92 X FF 91 2-1 2-H 1B ②		C SI 86 1 SAFE X SI 86 0-1 1-2f FC6-4 ③			C SL 80 B FF 90 B SI 88 C SI 87 X SI 89 2-2 26 F8 3 WP 16 1B 1B		4	1	2	0	0	0	1
16 César Hernández, S (1, 6) OBP: 0.245, SLG: 0.250	L SI 89 B SI 89 F FF 91 B FF 92 C SI 90 2-3 K ②		C FF 92 F FF 92 B FF 93 F SI 90 C SI 89 1-3 K ③			B SL 79 B CH 79 C SI 87 B SI 87 C FF 90 B SI 89 4-2 26 2B 6 G6-3 BB		1 SAFE 1 SAFE X SI 86 0-0 3 WP 1-2 1B		3	1	1	0	1	2	1
26 Chase Utley, L (1, 4) OBP: 0.378, SLG: 0.517	C FF 90 X SI 90 0-1 L9 ③			X SI 87 0-0 F7 ①		B SI 86 B SI 85 X SI 85 2-0 6 G6-3 1-3 2B		S SL 84 B SL 85 F SL 86 B FF 91 B FF 91 X SL 86 3-2 F8 ① 2-3		4	0	1	0	0	0	2
6 Ryan Howard, L (1, 3) OBP: 0.300, SLG: 0.428		B SI 87 B SI 87 C SL 82 S SL 83 F SL 84 B SI 90 X SL 84 3-2 F8 ①		C SI 89 B SI 89 B SI 89 B CH 81 F SL 82 B FF 93 4-2 3 FC5-4 BB		C FF 92 B SI 91 X SI 91 1-1 G6-3 ① 2-3 3-H		C FF 91 S SL 86 F SL 85 S FF 91 0-3 K ②		3	0	0	1	1	1	3
3 Marlon Byrd, R (1, 9) OBP: 0.330, SLG: 0.476		C SI 88 B FF 92 B SI 89 F SI 88 B SL 83 B SL 83 4-2 51 FC5-4 BB		B CH 80 F SI 86 C SI 87 F SI 87 B SI 88 X SI 87 2-2 FC5-4 51 FC6-4 1-2f ②		B SI 90 B SI 90 X SI 90 2-0 L8 ②		S SL 86 B SL 85 X SI 95 1-1 F7 ③ 1-2 3-H		3	0	0	0	1	0	3
51 Carlos Ruiz, R (1, 2) OBP: 0.395, SLG: 0.396		B SI 85 B SI 85 B SI 86 C SI 84 1 SAFE X SI 86 3-1 FC5-4 ② 1-2f		D SL 81 1 SAFE S CH 80 X SI 87 1-1 FC6-4 ③ 1-2f		C SI 90 B FF 92 X SI 90 1-1 G6-3 ③			C FF 91 B FF 92 B FF 90 F FF 90 X FC 90 2-2 P6 ①	4	0	0	0	0	0	3
9 Domonic Brown, L (1, 7) OBP: 0.263, SLG: 0.312		C CH 81 B SI 87 X SI 87 1-1 G6-3 ③			F SI 89 C FF 92 X FF 92 0-2 L7 ①		C SL 80 B SI 87 X CH 81 1-1 G4-3 ①		C FF 91 X SI 92 0-1 17 G5-4-3 1B	4	0	1	0	0	0	1
17 Reid Brignac, L (1, 5) OBP: 0.346, SLG: 0.227			B FF 89 X SI 88 1-0 27 SH1-4 2 1B 1B		B SL 83 F SI 90 C SI 89 B FF 92 X CH 82 2-2 2 FC6-4 1B		F SL 82 F FF 92 C SI 90 0-3 K ②		B FF 92 F FC 91 S FF 91 F CU 79 X FF 92 1-2 G5-4-3 ②③ 1-2f	4	0	2	0	0	1	1
27 Roberto Hernandez, R (1, 1) 43 Mario Hollands, L (6, 1) 19 Tony Gwynn Jr., L (7, PH) OBP: 0.278, SLG: 0.192 56 Cesar Jimenez, L (8, 1) 63 Jake Diekman, R (9, 1) 48 Phillippe Aumont, L (9, 1)			L SI 85 X SI 85 0-1 SH1-4 ① 1-2		L SI 85 L SI 86 B SI 85 M SI 86 1-3 K ②		C FF 92 B FF 92 F SI 89 B FF 93 F FF 92 C SI 90 2-3 K ③			1 0 1 0 0 0	0 0 0 0 0 0	0 0 0 0 0 0	0 0 0 0 0 0	1 0 1 0 0 0	1 0 0 0 0 0	1 0 0 0 0 0
Inning Stats	R: 0 E: 0 K: 1 S: 7 H: 0 LOB: 0 BB: 0 P: 10	R: 0 E: 0 K: 0 S: 10 H: 0 LOB: 1 BB: 1 P: 21	R: 0 E: 0 K: 1 S: 9 H: 2 LOB: 1 BB: 0 P: 13	R: 0 E: 0 K: 0 S: 9 H: 0 LOB: 1 BB: 1 P: 16	R: 0 E: 0 K: 1 S: 11 H: 1 LOB: 1 BB: 0 P: 14	R: 1 E: 0 K: 0 S: 8 H: 1 LOB: 1 BB: 1 P: 18	R: 0 E: 0 K: 2 S: 9 H: 0 LOB: 0 BB: 0 P: 12	R: 1 E: 0 K: 1 S: 13 H: 2 LOB: 1 BB: 0 P: 19	R: 0 E: 0 K: 0 S: 9 H: 1 LOB: 0 BB: 0 P: 12	1B: 6 2B: 1 3B: 0 HR: 0	SF: 0 SAC: 1 DP: 1 HBP: 0			WP: 1 PB: 0 SB: 0 CS: 0	PA: 35		

PITCHER		IP	WLS	BF	H	R	ER	SO	BB	IBB	HBP	BLK	WP	HR	S	P	ERA	WHIP
40 Bartolo Colon, R ERA: 4.52	(1, 1)	7.0	W	29	6	2	2	5	3	0	0	0	0	0	67	110	2.57	1.286
61 Dana Eveland, L ERA:	(8, 1)	0.2	H	2	0	0	0	1	0	0	0	0	0	0	7	10	0.00	0.000
27 Jeurys Familia, R ERA: 2.83	(8, 1)	0.1	H	1	0	0	0	0	0	0	0	0	1	0	2	3	0.00	0.000
52 Carlos Torres, R ERA: 2.38	(9, 1)	1.0		3	1	0	0	0	0	0	0	0	0	0	9	12	0.00	1.000

PITCHER	IP	WLS	BF	H	R	ER	SO	BB	IBB	HBP	BLK	WP	HR	S	P	ERA	WHIP

New York Mets @ Philadelphia Phillies

Citizens Bank Park, Philadelphia, PA

Mon Jun 02 2014, 7:07 PM - 10:24 PM EDT

Att. 26,302 - Clear - 81 F

livebaseballscorecards.com

AB	31
R	2
H	7
RBI	1
BB	3
SO	6
LOB	16

Batter	1	2	3	4	5	6	7	8	9	AB	R	H	RBI	BB	SO	LOB
11 Jimmy Rollins, S (1, 6) OBP: 0.355, SLG: 0.396	X FF 95 0-0 ① P4		B CU 80 C FF 95 X FF 95 1-1 ③ L8			C CH 87 B FF 95 B CU 79 F FF 94 B FF 95 B FF 95 4-2 BB		X FF 94 0-0 26 1B 1-2 1B		3	0	1	0	1	0	0
26 Chase Utley, L (1, 4) OBP: 0.376, SLG: 0.512	C FF 94 B FF 94 B FF 95 F FF 95 B FF 95 X FF 95 3-2 ② G3			C FF 94 B FF 95 X FF 94 1-1 ① L7		1 SAFE B FF 94 B FF 94 B FF 94 C FF 94 X FF 94 3-1 ② L9		C SL 88 F FF 94 B FF 93 X SL 88 1-2 3 FC6-4 1-2 2-3 1B		4	0	1	0	0	0	1
3 Marlon Byrd, R (1, 9) OBP: 0.325, SLG: 0.468	S FF 95 C SL 89 F SL 88 S FF 94 0-3 ③ K			C SL 88 X SL 89 0-1 ② F9		X SL 88 0-0 ③ F7		C SL 88 B FF 94 X SL 89 1-1 ③ FC6-4 1-2f		4	0	0	0	0	1	4
6 Ryan Howard, L (1, 3) OBP: 0.300, SLG: 0.425		B FF 95 B FF 95 C SL 86 S FF 95 B SL 88 X FF 95 3-2 ① G3		C CU 79 B FF 95 S SL 89 S FF 95 1-3 ③ K			C FF 94 C SL 89 F SL 88 B FF 93 S SL 88 1-3 ① K		C FF 90 F CU 76 X FS 81 0-2 17 G3 51 BB 1B	4	0	1	0	0	2	0
51 Carlos Ruiz, R (1, 2) OBP: 0.392, SLG: 0.389		C FF 96 F SL 89 B FF 95 B SL 89 B FF 96 X FF 96 3-2 ② F9			C SL 88 F SL 88 B FF 95 F FF 94 S CU 78 1-3 ① K		C FF 95 F CU 81 B FF 94 X SL 88 1-2 ② L8		B FF 91 S CH 81 F FF 92 F CH 81 B FF 92 F FF 93 B CH 82 B FF 92 4-2 17 G3 1-2 BB	3	0	0	0	1	1	0
9 Domonic Brown, L (1, 7) OBP: 0.264, SLG: 0.313 49 Ethan Martin, R (7, 1) 16 César Hernández, S (9, PH) OBP: 0.241, SLG: 0.245		C FF 96 F CU 80 X FF 96 0-2 1B			C FF 95 B SL 88 F SL 90 B FF 96 X FF 95 2-2 ② G6-3		B CU 79 F FF 95 B FF 94 C SL 90 X SL 90 2-2 ③ G4-3		B FF 92 B FF 93 C FF 91 F FF 91 S CH 82 2-3 ① K	3 0 1	0 0 0	1 0 0	0 0 0	0 0 0	0 0 1	0 0 2
17 Reid Brignac, L (1, 5) OBP: 0.333, SLG: 0.269		F FF 94 B FF 94 X CU 80 1-1 ③ G4-3			S FF 96 S CH 89 X SI 96 0-2 2B			F FF 93 X SL 88 0-1 ① F7	C CH 82 B FF 91 X CH 82 1-1 ② G3 1-2 2-3	4	0	1	0	0	0	3
2 Ben Revere, L (1, 8) OBP: 0.297, SLG: 0.333			C FF 94 B SL 89 X FF 95 1-1 ① G4-3		B FF 95 X FF 95 1-0 ③ G5-3			C FF 94 X FF 94 0-1 ② G6-3	B FF 92 C FF 90 X FF 93 1-1 ③ G6-3	4	0	0	0	0	0	3
55 David Buchanan, R (1, 1) 15 John Mayberry Jr., R (7, 7) OBP: 0.356, SLG: 0.440			C FF 94 X FF 95 0-1 ② G3-1			C FF 93 X FF 93 0-1 ① L8		X FF 94 0-0 26 1B 11 1B 1B		2 1	0 0	0 1	0 0	0 0	0 0	0 0
Inning Stats	R: 0 E: 0 K: 1 S: 8 H: 0 LOB: 0 BB: 0 P: 11	R: 0 E: 0 K: 0 S: 11 H: 1 LOB: 1 BB: 0 P: 18	R: 0 E: 0 K: 0 S: 6 H: 0 LOB: 0 BB: 0 P: 8	R: 0 E: 0 K: 1 S: 7 H: 0 LOB: 0 BB: 0 P: 9	R: 0 E: 0 K: 1 S: 11 H: 1 LOB: 1 BB: 0 P: 15	R: 0 E: 0 K: 0 S: 7 H: 0 LOB: 1 BB: 1 P: 14	R: 0 E: 0 K: 1 S: 10 H: 0 LOB: 0 BB: 0 P: 14	R: 0 E: 0 K: 0 S: 11 H: 3 LOB: 3 BB: 0 P: 13	R: 0 E: 0 K: 1 S: 14 H: 1 LOB: 2 BB: 1 P: 22	1B: 5 2B: 1 3B: 0 HR: 0 SF: 0 SAC: 0 DP: 0 HBP: 0						

PITCHER		IP	WLS	BF	H	R	ER	SO	BB	IBB	HBP	BLK	WP	HR	S	P	ERA	WHIP
27 Jordan Zimmermann, R ERA: 3.59	(1, 1)	8.0	W	30	5	0	0	4	1	0	0	0	0	0	71	102	0.00	0.750
36 Tyler Clippard, R ERA: 1.42	(9, 1)	1.0		5	1	0	0	1	1	0	0	0	0	0	14	22	0.00	2.000

PITCHER	IP	WLS	BF	H	R	ER	SO	BB	IBB	HBP	BLK	WP	HR	S	P	ERA	WHIP

TOP

Philadelphia Phillies @ Washington Nationals
Nationals Park, Washington, DC
Tue Jun 03 2014, 7:06 PM - 9:48 PM EDT
Att. 25,291 - Clear - 86 F

livebaseballscorecards.com

AB	33
R	0
H	6
RBI	0
BB	2
SO	5
LOB	13

BOTTOM

Batter	1	2	3	4	5	6	7	8	9	AB	R	H	RBI	BB	SO	LOB
2 Denard Span, L (1, 8) OBP: 0.324, SLG: 0.386 36 Tyler Clippard, R (9, 1)	C SI 90 X SI 90 0-1 ① G4-3		B CH 81 F SI 91 C FF 90 B CH 82 X SI 92 2-2 6 BB 28 2B 2-3 1B		X FF 89 0-0 E1 11 2B 1B	B CH 81 F SI 90 B SI 89 B FC 89 C SI 89 F CH 80 F FF 91 F FF 91 X FF 91 3-2 6 HR 1B		F FF 92 F FF 92 F FF 92 F CH 85 F SL 86 B FF 93 B FF 94 F SL 86 X SI 95 2-2 ② L7		5 0	3 0	3 0	0 0	0 0	0 0	0 0
6 Anthony Rendon, R (1, 5) OBP: 0.320, SLG: 0.443	X FF 90 0-0 ② G3		D CH 82 C FF 88 B CU 78 S SI 92 1 SAFE 1 SAFE F CH 81 B FC 89 F FF 93 4-2 B CH 82 28 2B 25 G4-3 1-2 BB		B FF 91 F SI 89 B CH 82 S FF 90 S FF 92 2-3 ① K	F FF 90 X FF 90 0-1 1-H HR		B SL 86 B FF 92 X FF 92 2-0 ③ F9		4	2	1	2	1	1	1
28 Jayson Werth, R (1, 9) OBP: 0.369, SLG: 0.407	C FF 89 B SI 91 B CH 81 B FF 89 X SI 91 3-1 ③ F8		B FF 90 B FF 90 B FF 91 X FF 92 3-0 25 G4-3 1-3 2-H 3-H 2B		F SI 93 F SI 91 F CU 78 B SI 92 B FF 92 S CH 82 2-3 ② K	X FF 89 0-0 ③ F9				4	0	1	2	0	1	1
25 Adam LaRoche, L (1, 3) OBP: 0.412, SLG: 0.507		B SI 89 C FF 89 X CU 77 1-1 ① G3-1	X SI 90 0-0 ② G4-3 2-3 3-H		I IN 67 I IN 66 I IN 65 I IN 62 4-0 11 2B IBB		C FF 92 B CH 84 X FF 93 1-1 ① F8			3	0	0	1	1	0	1
11 Ryan Zimmerman, R (1, 7) OBP: 0.415, SLG: 0.676 15 Nate McLouth, L (8, 7) OBP: 0.305, SLG: 0.250 (9, 8)		C FC 90 X FF 90 0-1 2B	B SI 91 B CH 82 F SI 90 B SI 91 X FF 92 3-1 ③ F9		C SI 91 S FF 89 X FF 89 0-2 1-3 2-H 2B		B FF 93 X SL 84 1-0 ② L8			4 0	0 0	2 0	1 0	0 0	0 0	1 0
40 Wilson Ramos, R (1, 2) OBP: 0.284, SLG: 0.315	C FF 90 X CH 81 0-1 ② P2		F FF 90 B SI 89 F FF 88 F CU 76 B CH 82 S FF 92 2-3 ① K		S FF 91 X CU 78 0-1 ③ G5-3		X SL 84 0-0 E6 20 BB			4	0	0	0	0	1	3
20 Ian Desmond, R (1, 6) OBP: 0.295, SLG: 0.419	F FF 90 B SI 91 B FF 90 F CH 82 F SI 92 X FF 91 2-2 ③ G3		B SI 90 F FF 92 F FC 90 B FF 91 B FF 90 C SI 91 3-3 ② K			B FF 89 F CU 76 X CH 81 1-1 HR	B FF 92 D SL 85 C FF 93 B FF 94 B FF 92 4-1 1-2 BB			3	1	1	1	1	1	1
8 Danny Espinosa, S (1, 4) OBP: 0.269, SLG: 0.371			S CH 80 S CH 81 B FF 92 B SI 92 F FF 90 X CH 83 2-2 2 1B 27 SH1-4 28 2B 1B		C FF 90 F CU 76 X FC 88 0-2 1B	S FF 88 F CH 81 B FF 90 F SI 90 S CH 82 1-3 ① K	B FF 93 S CH 85 S SI 93 F SL 84 S FF 93 1-3 ③ K			4	1	2	0	0	2	2
27 Jordan Zimmermann, R (1, 1) OBP: 0.333, SLG: 0.333 19 Kevin Frandsen, R (8, PH) OBP: 0.296, SLG: 0.311 (9, 7)			X FF 89 0-0 ① SH1-4 1-2 S FF 89 F FF 91 C SI 90 0-3 ③ K			C FF 89 X SI 90 0-1 ② G5-3		C FF 92 F SL 87 B SL 83 X SL 82 1-2 ① F7		2 1	0 0	0 0	0 0	0 0	1 0	1 0
Inning Stats	R: 0 E: 0 K: 0 S: 5 H: 0 LOB: 0 BB: 0 P: 8	R: 0 E: 0 K: 0 S: 10 H: 1 LOB: 1 BB: 0 P: 13	R: 3 E: 0 K: 0 S: 16 H: 3 LOB: 1 BB: 1 P: 30	R: 0 E: 0 K: 3 S: 13 H: 1 LOB: 1 BB: 0 P: 18	R: 1 E: 1 K: 2 S: 13 H: 2 LOB: 2 BB: 1 P: 21	R: 3 E: 0 K: 1 S: 17 H: 3 LOB: 0 BB: 0 P: 22	R: 0 E: 1 K: 1 S: 9 H: 0 LOB: 2 BB: 1 P: 16	R: 0 E: 0 K: 0 S: 11 H: 0 LOB: 0 BB: 0 P: 16		1B: 5 2B: 3 3B: 0 HR: 2 SF: 0 SAC: 1 DP: 0 HBP: 0						

PITCHER	IP	WLS	BF	H	R	ER	SO	BB	IBB	HBP	BLK	WP	HR	S	P	ERA	WHIP
55 David Buchanan, R (1, 1) ERA: 6.11	6.0	L	30	10	7	7	6	1	1	0	0	0	2	74	112	10.50	1.833
49 Ethan Martin, R (7, 1) ERA:	2.0		8	0	0	0	1	1	0	0	0	0	0	20	32	0.00	0.500

PITCHER	IP	WLS	BF	H	R	ER	SO	BB	IBB	HBP	BLK	WP	HR	S	P	ERA	WHIP

Philadelphia Phillies @ Washington Nationals

Nationals Park, Washington, DC

Tue Jun 03 2014, 7:06 PM - 9:48 PM EDT

Att. 25,291 - Clear - 86 F

livebaseballscorecards.com

AB	34
R	7
H	10
RBI	7
BB	3
SO	7
LOB	11

WP: 0 PA: 38
PB: 0
SB: 0
CS: 0

Batter	1	2	3	4	5	6	7	8	9	AB	R	H	RBI	BB	SO	LOB
11 Jimmy Rollins, S (1, 6) OBP: 0.347, SLG: 0.386	L SI 94 C FF 94 B CU 80 B FF 95 F CH 88 T CH 89 2-2 ① K		B CU 77 C CH 88 C SI 93 C FF 94 1-3 ② K		X CH 88 0-0 E1 3-H		C FF 94 C CH 88 S CU 80 0-3 ② K		C SI 90 F CH 83 B SI 92 B SI 92 F CH 84 B SL 89 S CH 85 3-3 ② K 1-2	5	0	0	0	0	4	1
26 Chase Utley, L (1, 4) OBP: 0.368, SLG: 0.500	C FF 95 B CH 88 F FF 94 B CU 79 X FF 95 2-2 ② G3		B CH 88 X FF 94 1-0 ③ L9		X FF 94 0-0 ③ L4		C FF 94 B CU 78 X CH 87 1-1 ③ L6		C SI 91 B CU 74 B CU 74 C SI 92 B SI 92 F SI 92 F SI 92 X SI 92 3-2 ③ P4	5	0	0	0	0	0	2
3 Marlon Byrd, R (1, 9) OBP: 0.319, SLG: 0.459	S FF 95 F SI 95 B CU 81 F FF 96 F CH 88 B CH 88 X FF 96 2-2 ③ G6-3			S SI 94 F FF 95 F SI 95 S CH 90 0-3 ① K		B SI 96 B FF 95 C FF 95 C SI 94 S FF 95 2-3 ① K		C SI 94 X SL 86 0-1 ① F9		4	0	0	0	0	2	0
6 Ryan Howard, L (1, 3) OBP: 0.303, SLG: 0.426		X FF 94 0-0 17 1B 1B		C SI 95 B CH 90 B FF 95 C CH 88 F CH 89 B FF 94 F FF 96 S CH 89 3-3 ② K		S CH 89 C SI 94 B CH 89 S SI 95 1-3 ② K		X SI 94 0-0 9 FC4-6 51 BB 1B		4	0	2	0	0	2	0
51 Carlos Ruiz, R (1, 2) OBP: 0.394, SLG: 0.388		C FF 93 S CH 87 S CH 87 0-3 ① K		B FF 95 X FF 94 1-0 ③ G5-3		B FF 95 C CH 88 B FF 95 X FF 94 2-1 1B		B SI 94 B SI 93 B SI 92 B FF 94 4-0 9 FC4-6 1-2 BB		3	0	1	0	1	1	1
9 Domonic Brown, L (1, 7) OBP: 0.264, SLG: 0.311		X FF 93 0-0 ② F8			B SI 94 X SI 94 1-0 17 E 17 2B 1B	C CU 78 S CH 87 S CH 88 0-3 ③ K		B SI 93 S SL 85 X SI 95 1-1 ② FC4-6 1-2f 2-3		4	1	1	0	0	1	4
17 Reid Brignac, L (1, 5) OBP: 0.353, SLG: 0.333		F CH 88 1 SAFE B FF 94 S SI 95 B CH 88 1 SAFE F FF 94 B SI 94 X CH 87 3-2 2 FC6 1-3 1B			1 SAFE F FF 92 B CH 87 1 SAFE C FF 92 X CU 78 1-2 2 G6-3 11 E 1-H 2B		F FF 95 B SI 96 S FF 95 B FF 95 F SI 96 X CH 88 2-2 ① G4-3	B FF 94 F SI 94 C SI 95 S SL 83 1-3 ③ K		4	1	2	1	0	1	2
2 Ben Revere, L (1, 8) OBP: 0.296, SLG: 0.332		C SI 94 X CH 88 0-1 ③ FC6 1-2f			C FF 94 C SI 93 X SI 93 0-2 ① G6-3 2-3		B CH 88 B FF 94 F FF 93 X SI 95 2-1 15 HR 1B		C SI 90 B SI 89 S SI 90 X SI 91 1-2 ① G4-3	4	1	1	0	0	0	3
34 A.J. Burnett, R (1, 1) OBP: 0.240, SLG: 0.280 15 John Mayberry Jr., R (7, PH) OBP: 0.367, SLG: 0.510 30 Justin De Fratus, S (7, 1) 59 Antonio Bastardo, R (8, 1) 16 César Hernández, S (9, PH) OBP: 0.255, SLG: 0.260			C FF 94 B FF 94 C FF 95 S CU 79 1-3 ① K		C FF 94 C CU 78 S CU 78 0-3 ② K		B CU 77 1 SAFE B FF 92 C SI 94 C SI 95 F CH 87 F FF 94 X FF 96 2-2 1-H HR		B SI 90 C SI 90 T SL 89 F SI 92 X SL 89 1-2 11 PB 1B	2 1 0 0 1	0 1 0 0 0	0 1 0 0 1	0 2 0 0 0	0 0 0 0 0	2 0 0 0 0	1 0 0 0 0
Inning Stats	R: 0 E: 0 K: 1 S: 12 H: 0 LOB: 0 BB: 0 P: 18	R: 0 E: 0 K: 1 S: 11 H: 2 LOB: 2 BB: 0 P: 14	R: 0 E: 0 K: 2 S: 7 H: 0 LOB: 0 BB: 0 P: 10	R: 0 E: 0 K: 2 S: 10 H: 0 LOB: 0 BB: 0 P: 14	R: 2 E: 2 K: 1 S: 12 H: 2 LOB: 1 BB: 0 P: 14	R: 0 E: 0 K: 3 S: 11 H: 1 LOB: 1 BB: 0 P: 16	R: 2 E: 0 K: 1 S: 16 H: 2 LOB: 0 BB: 0 P: 23	R: 0 E: 0 K: 1 S: 8 H: 1 LOB: 2 BB: 1 P: 14	R: 0 E: 0 K: 1 S: 16 H: 1 LOB: 1 BB: 0 P: 24	1B: 7 2B: 1 3B: 0 HR: 1 SF: 0 SAC: 0 DP: 0 HBP: 0						WP: 0 PB: 1 SB: 0 CS: 0 PA: 38	

TOP

Philadelphia Phillies @ Washington Nationals

Nationals Park, Washington, DC

Wed Jun 04 2014, 7:11 PM - 11:56 PM EDT

Att. 33,614 - Cloudy - 85 F

livebaseballscorecards.com

AB	37
R	4
H	9
RBI	3
BB	1
SO	13
LOB	14

PITCHER		IP	WLS	BF	H	R	ER	SO	BB	IBB	HBP	BLK	WP	HR	S	P	ERA	WHIP
37 Stephen Strasburg, R ERA: 3.1	(1, 1)	7.0	W	29	7	4	2	11	0	0	0	0	0	1	79	109	2.57	1.000
30 Aaron Barrett, R ERA: 0.87	(8, 1)	1.0		5	1	0	0	1	1	0	0	0	0	0	8	14	0.00	2.000
13 Jerry Blevins, L ERA: 3.97	(9, 1)	1.0		4	1	0	0	1	0	0	0	0	0	0	16	24	0.00	1.000

PITCHER	IP	WLS	BF	H	R	ER	SO	BB	IBB	HBP	BLK	WP	HR	S	P	ERA	WHIP

Batter	1	2	3	4	5	6	7	8	9	AB	R	H	RBI	BB	SO	LOB
2 Denard Span, L (1, 8) OBP: 0.326, SLG: 0.395	C FF 92 X KC 81 0-1 L7		C KC 81 B SI 93 B SI 93 X SI 93 2-1 6 G6-3 2B	F KC 82 F KC 82 X KC 83 0-2 FC3-6 6 CS 1-2f 3-H		B KC 81 B SI 91 B SI 91 C FF 91 X SI 92 3-1 6 1B 1-3 2-H 2B		B FF 91 B FF 90 C FF 92 X CH 83 2-1 F8		5	1	2	2	0	0	1
6 Anthony Rendon, R (1, 5) OBP: 0.325, SLG: 0.460	B SI 93 F FF 92 X KC 82 1-1 28 G4-3 1B		X SI 92 0-0 G6-3 2-3	1 SAFE 1 SAFE 1 SAFE 0-0 CS 1-2	C SI 91 X FF 90 0-1 HR	C SI 92 B SI 91 B KC 81 B SI 92 C SI 92 X SI 92 3-2 2-H 3-H 1B		C SL 83 F SL 83 F FF 91 B FF 90 S FF 92 1-3 K		5	1	3	3	0	1	1
28 Jayson Werth, R (1, 9) OBP: 0.363, SLG: 0.399	B SI 93 B SI 93 C SI 94 1 SAFE 1 SAFE B SI 93 F FF 94 X SI 93 3-2 G4-3 1-2		X KC 84 0-0 G5-3		B SI 91 C SI 90 X KC 81 1-1 G6-3	B KC 81 C SI 90 S SI 90 X KC 80 1-2 F8				4	0	0	0	0	0	3
25 Adam LaRoche, L (1, 3) OBP: 0.414, SLG: 0.510	B FF 93 B KC 80 B FF 93 B KC 83 4-0 BB			C SI 91 X KC 80 0-1 11 G4-3 8 2B 2B	B SI 91 X KC 82 1-0 F8	X CH 85 0-0 G3				3	1	1	0	1	0	1
11 Ryan Zimmerman, R (1, 7) OBP: 0.400, SLG: 0.634	F SI 94 C SI 93 C SI 94 0-3 K			F KC 83 X SI 92 0-1 G4-3 2-3	X FF 92 0-0 1B		B FF 93 F FF 92 C FF 93 F SL 81 X SL 81 1-2 G5-3			4	0	1	0	0	1	3
40 Wilson Ramos, R (1, 2) OBP: 0.294, SLG: 0.316		B KC 83 F SI 92 B SI 93 X SI 93 2-1 G6-3		D KC 83 B SI 92 T SI 93 B SI 93 B KC 83 4-1 20 BB 8 2B BB	F SI 93 B SI 92 S KC 82 S KC 83 1-3 K		X SL 82 0-0 1B			3	1	1	0	1	1	1
20 Ian Desmond, R (1, 6) OBP: 0.295, SLG: 0.413		C SI 92 C FF 92 B SI 94 C SI 93 1-3 K		B SI 92 C SI 93 D KC 84 C SI 92 B SI 93 B SI 93 4-2 8 2B 37 1B 1-2 BB		B SI 90 X KC 81 1-0 G5-3	B FF 92 B FF 93 S SL 81 F FF 90 B FF 94 S SL 82 3-3 K			3	1	0	0	1	2	1
8 Danny Espinosa, S (1, 4) OBP: 0.274, SLG: 0.380		B SI 94 C KC 81 X SI 93 1-1 F8		C SI 92 B SI 92 F SI 92 X SI 92 1-2 37 1B 2 FC3-6 1-3 2-H 3-H 2B		B SI 91 F KC 80 X KC 81 1-1 37 S 2 2B 1B	B FF 91 F SL 82 S FF 93 B FF 93 S SL 83 2-3 K			4	2	2	2	0	1	1
37 Stephen Strasburg, R (1, 1) OBP: 0.200, SLG: 0.091 30 Aaron Barrett, R (8, 1) 7 Scott Hairston, R (8, PH) OBP: 0.417, SLG: 0.667 13 Jerry Blevins, L (9, 1)			C SI 91 F SI 92 B SI 92 X SI 92 1-2 G1	S SI 92 B SI 92 F SI 91 X FF 92 1-2 2 FC3-6 2-3 3-H 1B		D SI 91 B SI 90 B SI 91 C SI 91 F SI 92 B SI 91 4-2 2 2B 6 1B 1-2 BB		B FF 91 F FF 92 F FF 90 F FF 90 S SL 82 1-3 K		2 0 1 0	1 0 0 0	1 0 0 0	1 0 0 0	0 0 1 0	0 0 0 0	0 0 0 0
Inning Stats	R: 0 E: 0 K: 1 S: 10 H: 1 LOB: 2 BB: 1 P: 18	R: 0 E: 0 K: 1 S: 7 H: 0 LOB: 0 BB: 0 P: 11	R: 0 E: 0 K: 0 S: 7 H: 1 LOB: 1 BB: 0 P: 10	R: 4 E: 0 K: 0 S: 16 H: 3 LOB: 0 BB: 2 P: 26	R: 1 E: 0 K: 1 S: 9 H: 2 LOB: 1 BB: 0 P: 12	R: 3 E: 0 K: 0 S: 14 H: 3 LOB: 1 BB: 1 P: 27	R: 0 E: 0 K: 2 S: 11 H: 1 LOB: 0 BB: 0 P: 17	R: 0 E: 0 K: 2 S: 10 H: 0 LOB: 0 BB: 0 P: 14		1B: 6 2B: 4 3B: 0 HR: 1 SF: 0 SAC: 0 DP: 0 HBP: 0			WP: 0 PB: 0 SB: 1 CS: 1 PA: 39	

PITCHER		IP	WLS	BF	H	R	ER	SO	BB	IBB	HBP	BLK	WP	HR	S	P	ERA	WHIP
34 A.J. Burnett, R ERA: 4.41	(1, 1)	6.0	L	31	10	8	8	3	4	0	0	0	0	1	63	104	12.00	2.333
30 Justin De Fratus, R ERA: 3.18	(7, 1)	1.0		4	1	0	0	2	0	0	0	0	0	0	11	17	0.00	1.000
59 Antonio Bastardo, L ERA: 3.71	(8, 1)	1.0		3	0	0	0	2	0	0	0	0	0	0	10	14	0.00	0.000

PITCHER	IP	WLS	BF	H	R	ER	SO	BB	IBB	HBP	BLK	WP	HR	S	P	ERA	WHIP

BOTTOM

Philadelphia Phillies @ Washington Nationals

Nationals Park, Washington, DC

Wed Jun 04 2014, 7:11 PM - 11:56 PM EDT

Att. 33,614 - Cloudy - 85 F

livebaseballscorecards.com

AB	34
R	8
H	11
RBI	8
BB	4
SO	7
LOB	12

Batter	1	2	3	4	5	6	7	8	9	AB	R	H	RBI	BB	SO	LOB
2 Ben Revere, L (1, 8) OBP: 0.295, SLG: 0.335	C SI 87 F SI 88 B FF 88 X SI 88 1-2 11 SH1-3 26 1B 2B		C CH 81 X FC 85 0-1 ② G1-3			C SI 85 B FF 85 X CH 80 1-1 ① B1-3		C FF 92 F FF 92 F FF 92 S CH 82 0-3 ② K		4	1	1	0	0	1	0
11 Jimmy Rollins, S (1, 6) OBP: 0.347, SLG: 0.390	B SI 88 X CH 80 1-0 ① SH1-3 2-3		C SI 89 B FC 84 C SI 89 F CU 73 X FC 84 1-2 2B			C SI 85 X FC 85 0-1 ② F9		C CH 81 B CH 82 F FF 92 S FS 84 1-3 ③ K		3	0	1	0	0	1	0
26 Chase Utley, L (1, 4) OBP: 0.370, SLG: 0.498	F SI 89 F CH 79 B FC 85 X FC 85 1-2 6 FC3-6 1B 3-H		B CU 72 B CH 80 C CH 79 F SI 90 F SI 89 B SI 88 S CU 74 3-3 ③ K			C CH 79 B CH 80 C SI 87 F CU 74 F SI 88 H FC 84 2-2 HBP			C SI 92 X FF 91 0-1 ① G4-3	3	0	1	1	0	1	1
6 Ryan Howard, L (1, 3) OBP: 0.298, SLG: 0.418	X SI 88 0-0 ② FC3-6 15 FC6-4 1-2f			C SI 87 F FC 85 B FC 83 B SI 87 S CU 72 2-3 ① K2-3		B CH 81 B SI 86 X CH 79 2-0 ③ G4-3			F SI 91 T FF 92 B SL 85 B SL 85 F FF 92 F FF 92 S SL 85 2-3 ② K	4	0	0	0	0	2	2
15 John Mayberry Jr., R (1, 9) OBP: 0.359, SLG: 0.545	B SI 87 F SI 88 C CH 80 F SI 89 X SI 90 1-2 ③ FC6-4 1-2f			B CU 73 C CH 80 B SI 88 X SI 89 2-1 ② G5-3			C SI 86 B SI 87 B CU 72 X SI 87 2-1 HR		B FF 92 B SL 85 B FF 91 C FF 91 F FF 89 S FF 90 3-3 ③ K	4	1	1	1	0	1	1
9 Domonic Brown, L (1, 7) OBP: 0.260, SLG: 0.307		C FF 85 X CH 79 0-1 ① G4-3		C CH 79 C SI 88 X FC 88 0-2 ③ G4-3			X CH 77 0-0 ① G4-3			3	0	0	0	0	0	0
21 Wil Nieves, R (1, 2) OBP: 0.267, SLG: 0.386		C SI 87 X SI 86 0-1 ② L6			C SI 87 B CH 81 X SI 88 1-1 ① F9		B FF 87 B CH 82 B SI 88 C SI 88 X SI 87 3-1 ② G4-3			3	0	0	0	0	0	0
17 Reid Brignac, L (1, 5) OBP: 0.324, SLG: 0.303		B SI 88 B SI 87 C CH 81 F CH 80 S FC 86 2-3 ③ K			C SI 88 F FC 86 C SI 87 0-3 ② K		X CH 81 0-0 ③ F7			3	0	0	0	0	2	0
38 Kyle Kendrick, R (1, 1) OBP: 0.083, SLG: 0.083 19 Tony Gwynn Jr., L (8, PH) OBP: 0.275, SLG: 0.190 30 Justin De Fratus, S (8, 1) 63 Jake Diekman, R (8, 1)			C SI 86 B SI 88 C SI 88 B FC 86 S SI 90 2-3 ① K		B SI 89 S SI 89 F SI 88 B CU 72 B SI 89 X SI 88 3-2 ③ F9			C FF 90 B CU 74 X CH 82 1-1 ① G6-3		2 1 0 0	0 0 0 0	0 0 0 0	0 0 0 0	1 0 0 0	0 0 0 0
Inning Stats	R: 1 E: 0 K: 0 S: 12 H: 2 LOB: 1 BB: 0 P: 16	R: 0 E: 0 K: 1 S: 7 H: 0 LOB: 0 BB: 0 P: 9	R: 0 E: 0 K: 2 S: 13 H: 1 LOB: 1 BB: 0 P: 19	R: 0 E: 0 K: 1 S: 8 H: 0 LOB: 0 BB: 0 P: 12	R: 0 E: 0 K: 1 S: 8 H: 0 LOB: 0 BB: 0 P: 12	R: 0 E: 0 K: 0 S: 9 H: 0 LOB: 1 BB: 0 P: 14	R: 1 E: 0 K: 0 S: 6 H: 1 LOB: 0 BB: 0 P: 11	R: 0 E: 0 K: 2 S: 9 H: 0 LOB: 0 BB: 0 P: 11	R: 0 E: 0 K: 2 S: 10 H: 0 LOB: 0 BB: 0 P: 15	1B: 1 2B: 2 3B: 0 HR: 1 SF: 0 SAC: 1 DP: 0 HBP: 1						

PITCHER		IP	WLS	BF	H	R	ER	SO	BB	IBB	HBP	BLK	WP	HR	S	P	ERA	WHIP
58 Doug Fister, R ERA: 3.19	(1, 1)	7.0	W	26	4	2	2	5	0	0	1	0	0	1	63	93	2.57	0.571
36 Tyler Clippard, R ERA: 1.37	(8, 1)	1.0	H	3	0	0	0	2	0	0	0	0	0	0	9	11	0.00	0.000
29 Rafael Soriano, R ERA: 0.78	(9, 1)	1.0	S	3	0	0	0	2	0	0	0	0	0	0	10	15	0.00	0.000

PITCHER	IP	WLS	BF	H	R	ER	SO	BB	IBB	HBP	BLK	WP	HR	S	P	ERA	WHIP

TOP

Philadelphia Phillies @ Washington Nationals
Nationals Park, Washington, DC
Thu Jun 05 2014, 4:07 PM - 6:44 PM EDT
Att. 33,016 - Partly Cloudy - 81 F

livebaseballscorecards.com

AB	30
R	2
H	4
RBI	2
BB	0
SO	9
LOB	4

BOTTOM

Philadelphia Phillies @ Washington Nationals
Nationals Park, Washington, DC
Thu Jun 05 2014, 4:07 PM - 6:44 PM EDT
Att. 33,016 - Partly Cloudy - 81 F

livebaseballscorecards.com

Batter	1	2	3	4	5	6	7	8	9	AB	R	H	RBI	BB	SO	LOB
2 Denard Span, L (1, 8) OBP: 0.325, SLG: 0.397	B SL 76 C SI 88 F SL 78 B SI 90 C SL 79 2-3 ① K	T CH 82 X SI 91 0-1 ③ F7			B SL 77 X SI 90 1-0 6 F8 28 1B 2B	C FC 86 D CH 83 X CH 81 1-1 ③ F9				4	1	1	0	0	1	2
6 Anthony Rendon, R (1, 4) OBP: 0.328, SLG: 0.459	C SL 78 F SI 90 B SL 81 X SI 91 1-2 28 G2-3 11 1B 1B		C FC 86 B SI 90 S CH 81 F SI 90 F SI 91 B SL 80 H CH 80 3-2 28 BB HBP		C FC 86 F SI 91 X SL 79 0-2 ① F8 2-3		B SL 77 C SI 88 B CH 80 X SI 89 2-1 ① F8			3	1	1	0	0	0	1
28 Jayson Werth, R (1, 9) OBP: 0.365, SLG: 0.398	C SI 91 T FC 88 1 SAFE X SL 80 0-2 ② G2-3 1-2		B FC 84 C SI 90 1 SAFE B SI 90 1 SAFE B FC 86 C SI 88 B SI 89 4-2 BB 1-2		B SI 91 B SI 91 X FC 87 2-0 25 HR 1B 3-H		C SI 90 F SI 90 B SI 90 X FC 88 1-2 ② P4			3	1	1	1	1	0	1
25 Adam LaRoche, L (1, 3) OBP: 0.416, SLG: 0.527	B SL 78 B SL 78 B CH 80 B SL 78 4-0 11 1B BB		X SI 90 0-0 ① L7		C CH 81 B CH 81 B SI 90 F CH 82 X SI 92 2-2 HR 1-H		C SI 90 B SL 77 T CH 82 F FC 87 X CH 84 1-2 ③ G3-1			3	1	1	2	1	0	2
11 Ryan Zimmerman, R (1, 7) OBP: 0.408, SLG: 0.614 15 Nate McLouth, L (9, 7) OBP: 0.305, SLG: 0.250	X SL 78 0-0 19 FC6-4 1B 1-2 2-H		B SI 91 C SI 91 X FC 85 1-1 ② L9		B SL 78 C FC 85 B CH 81 B CH 81 B SI 90 4-1 19 G6-4-3 BB			C SL 82 B SI 92 F FF 93 C FF 93 1-3 ① K		3 0	0 0	1 0	1 0	1 0	1 0	2 0
19 Kevin Frandsen, R (1, 5) OBP: 0.294, SLG: 0.309	C SI 91 X SL 78 0-1 ③ FC6-4 1-2f		X SI 90 0-0 ③ G4-3		B FC 86 X SI 89 1-0 ② ③ G6-4-3 1-2f			L SL 82 X SI 92 0-1 59 1B 1B		4	0	1	0	0	0	5
8 Danny Espinosa, S (1, 6) OBP: 0.279, SLG: 0.379		X SI 88 0-0 ① B1-3		B FC 84 X SI 88 1-0 59 G4-6-3 1B		C SL 74 B SI 88 B CH 80 B CH 79 B SI 89 4-1 58 SH2-4 BB		X FF 92 0-0 ② F9		3	0	1	0	1	0	1
59 Jose Lobaton, S (1, 2) OBP: 0.298, SLG: 0.358		C SI 89 B SI 90 B SI 86 B FC 87 F SI 89 F FC 88 B SI 91 4-2 58 SH3-4 BB		C SI 89 X CH 82 0-1 ① ② G4-6-3 1-2f		F SI 89 F SI 89 S CH 82 0-3 ① K		S FF 91 1 SAFE X SL 82 0-1 1-2 1B		3	0	1	0	1	1	2
58 Doug Fister, L (1, 1) OBP: 0.100, SLG: 0.100 36 Tyler Clippard, R (8, 1) 33 Greg Dobbs, L (8, PH) OBP: 0.219, SLG: 0.233 7 Scott Hairston, R (8, PH) OBP: 0.400, SLG: 0.636 29 Rafael Soriano, R (9, 1)		L SI 88 1 SAFE X SI 88 0-1 ② SH3-4 1-2		C SI 88 F SI 88 X SL 76 0-2 ③ G1-3		M SI 87 L SI 87 X SL 78 0-2 ② SH2-4 1-2		B SI 96 C SI 97 S SL 85 B SL 83 B SL 84 X SI 98 3-2 ③ P4		1 0 0 1 0	0 0 0 0 0	0 0 0 0 0	0 0 0 0 0	0 0 0 0 0	0 0 0 2 0	0 0 0 0 0

	AB	28
	R	4
	H	8
	RBI	4
	BB	5
	SO	3
	LOB	18

Inning Stats	1	2	3	4	5	6	7	8	9
	R: 1 E: 0 K: 1 S: 12 H: 2 LOB: 2 BB: 1 P: 19	R: 0 E: 0 K: 0 S: 8 H: 0 LOB: 1 BB: 1 P: 12	R: 0 E: 0 K: 0 S: 10 H: 0 LOB: 2 BB: 1 P: 18	R: 0 E: 0 K: 0 S: 6 H: 1 LOB: 0 BB: 0 P: 7	R: 3 E: 0 K: 0 S: 10 H: 3 LOB: 0 BB: 1 P: 20	R: 0 E: 0 K: 1 S: 9 H: 0 LOB: 1 BB: 1 P: 14	R: 0 E: 0 K: 0 S: 9 H: 0 LOB: 0 BB: 0 P: 13	R: 0 E: 0 K: 1 S: 11 H: 2 LOB: 2 BB: 0 P: 15	

	1B: 6	SF: 0	WP: 0	PA: 36
	2B: 1	SAC: 2	PB: 0	
	3B: 0	DP: 2	SB: 0	
	HR: 1	HBP: 1	CS: 0	

PITCHER		IP	WLS	BF	H	R	ER	SO	BB	IBB	HBP	BLK	WP	HR	S	P	ERA	WHIP
38 Kyle Kendrick, R ERA: 4.3	(1, 1)	7.0	L	31	6	4	4	2	5	0	1	0	0	1	64	103	5.14	1.571
30 Justin De Fratus, R ERA: 3.0	(8, 1)	0.2		4	2	0	0	1	0	0	0	0	0	0	8	9	0.00	3.000
63 Jake Diekman, L ERA: 4.97	(8, 1)	0.1		1	0	0	0	0	0	0	0	0	0	0	3	6	0.00	0.000

PITCHER		IP	WLS	BF	H	R	ER	SO	BB	IBB	HBP	BLK	WP	HR	S	P	ERA	WHIP

Batter	1	2	3	4	5	6	7	8	9	AB	R	H	RBI	BB	SO	LOB
11 Jimmy Rollins, S (1, 6) OBP: 0.348, SLG: 0.402 7 Ronny Cedeno, R (9, 6)	F FF 90 C FC 88 B FF 92 B FF 92 B FC 87 F SI 93 F SI 92 X FC 89 3-2 ① G4-3		C CH 84 B CH 86 B CH 84 C FC 88 S FF 95 2-3 ③ K		X SL 82 0-0 HR		C FF 92 C FF 92 B FF 94 S FF 94 1-3 ① K		1 SAFE C FF 86 1 SAFE D CH 82 B SI 88 C FF 88 B SI 87 F KC 75 F KC 72 4-2 B SI 86 6 WP 51 1B 6 E 1-2 BB	4	2	1	1	1	2	0
51 Carlos Ruiz, R (1, 2) OBP: 0.394, SLG: 0.388	C SL 83 S FF 92 F FF 94 B SI 93 B SL 83 F FF 94 F CH 85 X FC 90 2-2 ② G5-3			C SL 81 X FF 93 0-1 ① L8	B FF 93 C FF 93 B SL 85 B CH 82 S CH 81 X FC 88 3-2 26 1B 1B		C FF 94 B CU 79 C CU 77 X CU 79 1-2 ② L8		C SI 87 B SI 89 D CH 82 F SI 88 D KC 73 X SI 87 3-2 6 WP 6 E 1-2 2-3 1B	5	1	2	0	0	0	0
26 Chase Utley, L (1, 4) OBP: 0.379, SLG: 0.505 58 Jonathan Papelbon, R (9, 1)	C FC 87 X FC 90 0-1 1B			B CH 84 H FF 93 2-0 6 BB HBP	F SI 92 1 SAFE F FF 93 F FF 93 F CH 84 B SI 93 F FF 94 B FC 89 B SI 93 3-2 X CH 81 1-3 1B		C FF 95 F FF 94 B FF 94 X CU 79 1-2 6 1B 1B		F KC 74 F FF 87 X SI 88 0-2 ① SF8 3-H	3	0	3	1	0	0	0
6 Ryan Howard, L (1, 3) OBP: 0.300, SLG: 0.415	C SI 92 B FF 92 B FF 93 C CH 82 C SI 94 2-3 ③ K			B SI 92 B FC 89 S CH 83 C FC 88 D SL 84 F CH 84 1 SAFE B FF 93 4-2 ② 3 HBP 9 2B 1-2 BB	F FC 88 F FF 93 C FC 89 0-3 ② K		X FF 92 0-0 1-3 1B		S CH 82 C SI 87 B KC 75 B SI 87 X CH 82 2-2 E3 3 2B 9 SF9 1-H 2-H	4	2	1	1	1	2	3
3 Marlon Byrd, R (1, 9) OBP: 0.321, SLG: 0.460		B FC 87 S CH 82 X SI 92 1-1 ① G5-3		S SI 94 H FF 94 1-1 9 2B 1-2 HBP	B FF 94 S FF 94 B FF 94 X CH 84 2-1 ③ F8		X FF 94 0-0 ③ F9		C SL 79 B FF 89 F SL 78 B SI 85 X KC 74 2-2 9 SF9 1-3 2B	4	1	1	0	0	0	4
9 Domonic Brown, L (1, 7)		C FC 87 F FF 91 B FC 88 F SI 92 B CH 85 X FC 88 2-2 ② G4-3		X FC 88 0-0 15 1B 1-H 2-H 2B		B CH 82 F FF 94 B CH 80 F FF 94 S FF 95 2-3 ① K		C SL 82 B SL 82 X FS 84 1-1 ① G3-1	D SI 92 X SI 88 1-0 ② SF9 2-3 3-H	4	1	1	3	0	1	0
15 John Mayberry Jr., R (1, 8) OBP: 0.348, SLG: 0.517		C SL 85 X SI 94 0-1 ③ G1-3		X CH 84 0-0 2-H 1B	B FF 94 S FF 93 F CU 77 B FF 94 S CU 76 2-3 ② K			C FS 84 S FS 82 F FS 84 B SL 82 X FS 85 1-2 ② G6-3	B FF 90 B FF 90 B FF 90 C SL 88 S FF 90 X FF 91 3-2 ③ L9	5	0	1	1	0	1	1
17 Reid Brignac, L (1, 5) OBP: 0.317, SLG: 0.278			C SL 80 B FF 91 F FF 92 F CH 85 X SL 83 1-2 ① G3	X FC 89 0-0 ③ G4-3		B CU 75 S CH 81 S CH 81 B CH 83 B FF 95 B CU 77 4-2 BB		T FF 93 B FF 95 S FS 86 B SL 82 B FF 94 C FF 94 3-3 ③ K		3	0	0	0	1	1	1
35 Cole Hamels, L (1, 1) OBP: 0.211, SLG: 0.211 37 Mike Adams, R (8, 1) 2 Ben Revere, L (9, PH) OBP: 0.299, SLG: 0.338 16 César Hernández, S (9, 4) OBP: 0.255, SLG: 0.260			C FC 86 C CH 83 B FF 94 S FF 92 1-3 ② K		B CH 85 B SL 84 C FC 86 C FC 87 S FF 92 2-3 ① K		C FF 92 S FF 93 C FF 94 0-3 ③ K		B FF 87 X SI 87 1-0 51 1B 11 S 26 SF8 1B	3 0 1 0	0 0 1 0	0 0 1 0	0 0 1 0	3 0 0 0	1 0 0 0	
Inning Stats	R: 0 E: 0 K: 1 S: 16 H: 1 LOB: 1 BB: 0 P: 23	R: 0 E: 0 K: 0 S: 8 H: 0 LOB: 0 BB: 0 P: 11	R: 0 E: 0 K: 2 S: 10 H: 0 LOB: 0 BB: 0 P: 14	R: 3 E: 0 K: 0 S: 9 H: 2 LOB: 1 BB: 1 P: 16	R: 1 E: 0 K: 2 S: 18 H: 3 LOB: 2 BB: 0 P: 28	R: 0 E: 0 K: 3 S: 11 H: 0 LOB: 1 BB: 1 P: 19	R: 0 E: 0 K: 1 S: 11 H: 2 LOB: 2 BB: 0 P: 14	R: 0 E: 0 K: 1 S: 9 H: 0 LOB: 0 BB: 0 P: 14	R: 4 E: 1 K: 0 S: 21 H: 3 LOB: 1 BB: 1 P: 37	1B: 8 2B: 2 3B: 0 HR: 1 SF: 2 SAC: 0 DP: 0 HBP: 2						

PITCHER		IP	WLS	BF	H	R	ER	SO	BB	IBB	HBP	BLK	WP	HR	S	P	ERA	WHIP
47 Johnny Cueto, R ERA: 1.97	(1, 1)	5.0	L	23	6	4	4	5	1	0	2	0	0	1	61	92	7.20	1.400
Logan Ondrusek, R ERA: 4.43	(6, 1)	2.0		9	2	0	0	4	1	0	0	0	0	0	22	33	0.00	1.500
43 Manny Parra, L ERA: 4.95	(8, 1)	1.0		3	0	0	0	1	0	0	0	0	0	0	9	14	0.00	0.000
63 Sam LeCure, R ERA: 2.25	(9, 1)	0.1		6	3	4	3	0	1	0	0	0	1	0	17	29	81.00	12.000
51 Jonathan Broxton, R ERA: 0.5	(9, 1)	0.2		2	0	0	0	0	0	0	0	0	0	0	4	8	0.00	0.000

PITCHER	IP	WLS	BF	H	R	ER	SO	BB	IBB	HBP	BLK	WP	HR	S	P	ERA	WHIP

TOP

Philadelphia Phillies @ Cincinnati Reds

Great American Ball Park, Cincinnati, OH

Fri Jun 06 2014, 7:13 PM - 10:29 PM EDT

Att. 38,331 - Clear - 83 F

livebaseballscorecards.com

AB	36
R	8
H	11
RBI	7
BB	3
SO	10
LOB	10

WP: 1	PB: 0	SB: 1	CS: 0
PA: 43			

BOTTOM

Batter	1	2	3	4	5	6	7	8	9	AB	R	H	RBI	BB	SO	LOB
6 Billy Hamilton, S (1, 8) OBP: 0.290, SLG: 0.340	X FF 90 0-0 ① F9		B CH 85 F FF 92 B FF 93 C CH 84 X CU 79 2-2 ③ G6-3		B FC 87 F FF 92 X FC 89 1-1 ③ G5-3			C FF 90 F FF 91 B FF 91 S CH 84 1-3 ① K		4	0	0	0	0	1	2
29 Brayan Peña, S (1, 2) OBP: 0.293, SLG: 0.391	C FF 91 B FF 91 C FF 92 X FF 92 1-2 ② L6			C FF 90 F CU 78 S CH 83 0-3 ① K		X CH 83 0-0 ① G5-3		B CH 82 C FF 92 B CH 83 F CH 83 F FF 92 F FF 92 X CU 78 2-2 ② G5-3		4	0	0	0	0	1	0
4 Brandon Phillips, R (1, 4) OBP: 0.299, SLG: 0.397	B FC 89 B FF 92 S CH 83 F FF 93 C FF 93 2-3 ③ K			B CH 83 S CH 84 X FF 89 1-1 21 FC6-4 1B		B FF 91 B FF 91 F FF 92 C FF 93 X FF 92 2-2 E6 21 WP		B CH 85 B FF 92 B FF 92 C FF 91 C FF 92 B FF 93 4-2 BB		3	0	1	0	1	1	0
21 Todd Frazier, R (1, 3) OBP: 0.342, SLG: 0.502		B FF 91 S CH 82 C FF 93 B FF 89 S CH 85 2-3 ① K		S FF 93 F FF 93 B FF 91 F FF 93 X CH 85 1-2 ② FC6-4 32 1B 1-2f		F FC 89 T FC 88 F FF 93 B CH 85 S CU 77 1-3 ② K 1-2		C SL 87 F SL 87 F CU 77 B FF 92 C SI 91 1-3 ③ K		4	0	0	0	0	3	3
32 Jay Bruce, L (1, 9) OBP: 0.310, SLG: 0.327		B FF 89 C FF 90 F FC 89 T FF 92 1-2 ② K		F FF 88 B FF 93 T FC 87 B CH 84 F CH 86 F FC 90 B FF 88 F FC 88 X FF 94 3-2 48 FC6 1B 1-3		C FF 90 F FF 92 S FF 92 0-3 ③ K			F FF 90 B FF 90 B FS 86 X FS 86 2-1 ① F8	4	0	1	0	0	2	1
48 Ryan Ludwick, R (1, 7) OBP: 0.314, SLG: 0.370		F CH 84 F FF 91 B FF 92 X CU 78 1-2 ③ F7		B FF 92 B FF 93 T FF 92 B FF 92 X CH 85 3-1 ③ FC6 1-2f			X CH 86 0-0 2 G4-3 7 BB 2B		B SL 78 B FF 90 X FF 90 2-0 ② L7	4	0	1	0	0	0	2
2 Zack Cozart, R (1, 6) OBP: 0.256, SLG: 0.299			C FF 92 F CH 84 F CH 84 X FF 93 0-2 47 G3 7 SH2-3 1B		B FC 84 C FF 90 B FC 86 B CH 83 F FF 91 X CH 84 3-2 7 FC6-4 1B		B FF 90 C FF 91 C FF 91 F FF 92 F FF 92 X CH 84 1-2 ① G4-3 2-3		B FF 90 X FF 90 1-0 ③ F7	4	0	2	0	0	0	1
7 Ramon Santiago, S (1, 5) OBP: 0.286, SLG: 0.216			X CU 77 0-0 ① SH2-3 1-2		C CH 83 B FC 88 C CH 84 X FF 92 1-2 ① FC6-4 28 G6-3 1-2f		C CU 76 B FF 92 B FC 88 C FF 92 B CU 79 B FF 92 4-2 ② BB 3-H			1	0	0	0	1	0	1
47 Johnny Cueto, R (1, 1) OBP: 0.138, SLG: 0.138 28 Chris Heisey, R (5, PH) OBP: 0.288, SLG: 0.360 Logan Ondrusek, R (6, 1) 39 Devin Mesoraco, R (7, PH) OBP: 0.364, SLG: 0.642 43 Manny Parra, L (8, 1) 63 Sam LeCure, R (9, 1) 51 Jonathan Broxton, R (9, 1)			B FF 93 S FF 92 L CH 85 X FF 93 1-2 ② G3 2-3		B FF 92 X CH 84 1-0 ② G6-3 1-2		S CH 84 D CU 77 F CH 84 X CH 84 1-2 ③ G6-3			1 0 0 0 0 0 1 1 0 0 0 0 0 1 0 0 0 0 0 0 0 1 0 0 0 0 0 1 0 0 0 0 0 0 0 0 0 0 0 0 0 0 0 0 0 0 0 0 0						

livebaseballscorecards.com

Philadelphia Phillies @ Cincinnati Reds

Great American Ball Park, Cincinnati, OH

Fri Jun 06 2014, 7:13 PM - 10:29 PM EDT

Att. 38,331 - Clear - 83 F

AB	31
R	0
H	5
RBI	0
BB	2
SO	8
LOB	13

Inning Stats	1	2	3	4	5	6	7	8	9
	R: 0 E: 0 K: 1 S: 7 H: 0 LOB: 0 BB: 0 P: 10	R: 0 E: 0 K: 2 S: 9 H: 0 LOB: 0 BB: 0 P: 13	R: 0 E: 0 K: 0 S: 11 H: 1 LOB: 1 BB: 0 P: 14	R: 0 E: 0 K: 1 S: 17 H: 2 LOB: 2 BB: 0 P: 25	R: 0 E: 0 K: 0 S: 9 H: 1 LOB: 1 BB: 0 P: 15	R: 0 E: 1 K: 2 S: 11 H: 0 LOB: 1 BB: 0 P: 14	R: 0 E: 0 K: 0 S: 11 H: 1 LOB: 1 BB: 1 P: 17	R: 0 E: 0 K: 2 S: 14 H: 0 LOB: 1 BB: 1 P: 22	R: 0 E: 0 K: 0 S: 4 H: 0 LOB: 0 BB: 0 P: 9

1B: 4 2B: 1 3B: 0 HR: 0 SF: 0 SAC: 1 DP: 0 HBP: 0

WP: 1 PB: 0 SB: 0 CS: 0 PA: 34

PITCHER		IP	WLS	BF	H	R	ER	SO	BB	IBB	HBP	BLK	WP	HR	S	P	ERA	WHIP
35 Cole Hamels, L ERA: 3.49	(1, 1)	7.2	W	30	5	0	0	7	2	0	0	0	1	0	85	125	0.00	0.913
37 Mike Adams, R ERA: 2.12	(8, 1)	0.1		1	0	0	0	1	0	0	0	0	0	0	4	5	0.00	0.000
58 Jonathan Papelbon, R ERA: 1.54	(9, 1)	1.0		3	0	0	0	0	0	0	0	0	0	0	4	9	0.00	0.000

PITCHER	IP	WLS	BF	H	R	ER	SO	BB	IBB	HBP	BLK	WP	HR	S	P	ERA	WHIP

Philadelphia Phillies @ Cincinnati Reds

Great American Ball Park, Cincinnati, OH

Sat Jun 07 2014, 4:11 PM - 7:07 PM EDT

Att. 36,347 - Partly Cloudy - 84 F

livebaseballscorecards.com

TOP

Batter	1	2	3	4	5	6	7	8	9	AB	R	H	RBI	BB	SO	LOB
11 Jimmy Rollins, S (1, 6) OBP: 0.345, SLG: 0.411	C SI 94 F CU 76 X CU 76 0-2 ① L4		C SI 95 B FF 94 F SI 94 B FS 86 B SI 95 X SI 96 3-2 ② L8		X SI 95 0-0 ③ F8		C FF 94 B FF 94 B FF 94 X FF 94 2-1 2-H HR		C SL 90 S CH 90 B FF 103 B FF 102 B CH 90 S SL 90 3-3 ③ K	5	1	1	2	0	1	2
51 Carlos Ruiz, R (1, 2) OBP: 0.396, SLG: 0.405	C SI 95 S FC 87 B FC 91 B FC 90 X FC 88 2-2 ② G5-3		B FF 95 C SI 95 B FC 89 F FF 95 F SI 96 F SI 95 B SI 96 X FF 95 3-2 ③ F7			C FF 93 B SI 94 C FC 87 B CU 78 F FC 89 X FC 88 2-2 HR	B FF 94 C FF 94 B CU 78 F FF 94 B FF 95 F FF 94 B FF 94 4-2 26 2B BB			3	1	1	1	1	0	0
26 Chase Utley, L (1, 4) OBP: 0.377, SLG: 0.504	C SI 95 B FS 83 C CU 76 X FS 85 1-2 ③ G4-3			X SI 94 0-0 ① B1-3		S SI 94 B SI 95 X SI 95 1-1 ① G4-3	B FF 93 X FF 92 1-0 ③ 1-H 2B			4	0	1	0	0	0	0
6 Ryan Howard, L (1, 3) OBP: 0.303, SLG: 0.417		X SI 94 0-0 3 HR 1B		C SI 94 S FS 83 B FS 82 B FS 85 S FS 83 2-3 ② K		F SI 96 X FC 88 0-1 3 FC5-4 1B		X SI 92 0-0 ① L7		4	1	2	0	0	1	0
3 Marlon Byrd, R (1, 9) OBP: 0.320, SLG: 0.469		C FF 94 F SI 94 F FC 89 B CU 78 X CU 79 1-2 1-H HR		F FF 95 X FC 88 0-1 ③ G6-3		F FC 89 F SI 95 F SI 95 X SI 95 0-2 ② FC5-4 9 2B 1-2f		B FF 91 F FF 93 F FF 92 B SL 86 S FF 92 2-3 ② K		4	1	1	2	0	1	1
9 Domonic Brown, L (1, 7) OBP: 0.268, SLG: 0.324		F SI 95 B FS 84 X SI 95 1-1 ① G6-3			B SI 94 F SI 94 X SI 94 1-1 2 SH2-3 16 1B 1B	X SI 95 0-0 ③ 1-H 2B		C SI 91 B SI 92 X SI 91 1-1 16 FC6-4 1B		4	0	3	0	0	0	0
16 César Hernández, S (1, 5) OBP: 0.271, SLG: 0.278		B SI 94 C FS 84 X FS 84 1-1 ② G3-1			B SI 93 S SI 94 1 SAFE F SI 93 B CU 75 F FS 82 B FS 83 F SI 94 X SI 94 3-2 2 SH2-3 1-2 1B		X FF 92 0-0 2 G4-3 11 HR 1B	B SI 91 F SI 90 1 SAFE B SI 89 X SI 90 2-1 ③ FC6-4 1-2f		4	1	2	0	0	0	1
2 Ben Revere, L (1, 8) OBP: 0.294, SLG: 0.333		C SI 95 S CU 77 X CU 76 0-2 ③ G4-3			X SI 95 0-0 ① SH2-3 1-2 2-3		B FF 91 X FF 92 1-0 ① G4-3 1-2		B FF 100 C FF 99 X FF 100 1-1 ① F7	3	0	0	0	0	0	1
27 Roberto Hernandez, R (1, 1) 15 John Mayberry Jr., R (5, PH) OBP: 0.343, SLG: 0.508 49 Ethan Martin, R (5, 1) 17 Reid Brignac, L (7, PH) OBP: 0.308, SLG: 0.270 30 Justin De Fratus, S (7, 1) 7 Ronny Cedeno, R (9, PH)			B FF 93 C FF 92 F FF 94 B FF 93 F FF 94 F FF 94 C FF 95 2-3 ① K		S FC 89 C FC 89 S SI 96 0-3 ② K		D CU 76 S FF 94 F FF 94 S FF 94 1-3 ② K		C FF 101 S CH 89 F FF 102 X FF 102 0-2 ② G4-3	1 1 0 1 0 1 0	0 0 0 0 0 0 0	0 0 0 0 0 0 0	0 0 0 0 0 0 0	0 1 0 0 0 0 0	1 2 0 1 0 0 0	0 2 0 1 0 0 0

	AB	35
	R	5
	H	11
	RBI	5
	BB	1
	SO	6
	LOB	8

Inning Stats	1	2	3	4	5	6	7	8	9	1B: 6	SF: 0	WP: 0	PA: 37
	R: 0 E: 0 K: 0 S: 9	H: 0 LOB: 0 BB: 0 P: 12	R: 2 E: 0 K: 0 S: 12	H: 2 LOB: 0 BB: 0 P: 15	R: 0 E: 0 K: 1 S: 13	H: 0 LOB: 0 BB: 0 P: 21	R: 0 E: 0 K: 1 S: 6	H: 0 LOB: 0 BB: 0 P: 8	R: 0 E: 0 K: 1 S: 12	H: 2 LOB: 2 BB: 0 P: 16	R: 1 E: 0 K: 0 S: 13	H: 3 LOB: 2 BB: 0 P: 16	R: 2 E: 0 K: 1 S: 11	H: 3 LOB: 2 BB: 1 P: 20	R: 0 E: 0 K: 1 S: 8	H: 1 LOB: 1 BB: 0 P: 13	R: 0 E: 0 K: 1 S: 9	H: 0 LOB: 0 BB: 0 P: 13	2B: 2 3B: 0 HR: 3	SAC: 1 DP: 0 HBP: 0	PB: 0 SB: 0 CS: 0	

PITCHER		IP	WLS	BF	H	R	ER	SO	BB	IBB	HBP	BLK	WP	HR	S	P	ERA	WHIP
31 Alfredo Simon, R ERA: 3.15	(1, 1)	6.0	W	24	7	3	3	3	0	0	0	0	0	2	65	88	4.50	1.167
60 J.J. Hoover, R ERA: 5.33	(7, 1)	0.2	H	5	2	2	2	1	1	0	0	0	0	1	10	18	27.00	4.500
43 Manny Parra, L ERA: 4.87	(7, 1)	0.1	H	1	1	0	0	0	0	0	0	0	0	0	1	2	0.00	3.000
51 Jonathan Broxton, R ERA: 0.47	(8, 1)	1.0	H	4	1	0	0	1	0	0	0	0	0	0	8	13	0.00	1.000
54 Aroldis Chapman, L ERA: 1.5	(9, 1)	1.0	S	3	0	0	0	1	0	0	0	0	0	0	9	13	0.00	0.000

PITCHER		IP	WLS	BF	H	R	ER	SO	BB	IBB	HBP	BLK	WP	HR	S	P	ERA	WHIP

BOTTOM

Philadelphia Phillies @ Cincinnati Reds

Great American Ball Park, Cincinnati, OH

Sat Jun 07 2014, 4:11 PM - 7:07 PM EDT

Att. 36,347 - Partly Cloudy - 84 F

livebaseballscorecards.com

Batter	1	2	3	4	5	6	7	8	9	AB	R	H	RBI	BB	SO	LOB
6 Billy Hamilton, S (1, 8) OBP: 0.289, SLG: 0.337	B FF 89 C FF 89 B CH 82 L FF 90 B SI 90 B SI 90 4-2 25 G6-3 25 S 32 SF7 BB	C FF 91 B CH 83 B FF 91 F CH 82 F SI 92 F SL 81 F SL 81 X CH 83 2-2 ③ G1-3		X SI 91 0-0 ② SF7 3-H		X FF 91 0-0 ② B2-4				2	1	0	1	1	0	1
25 Skip Schumaker, L (1, 7) OBP: 0.280, SLG: 0.312	C SI 88 F SI 90 B CH 82 F FF 91 X SI 90 1-2 ① G6-3 1-3	C SL 81 B SL 83 F SI 90 B SI 91 B SI 92 X SI 90 3-2 ① G3	F SI 91 B SI 92 C SL 83 S CH 82 1-3 ③ K		F FF 92 S SL 84 S CU 73 0-3 ③ K				4	0	0	0	0	2	2
4 Brandon Phillips, R (1, 4) OBP: 0.302, SLG: 0.394	H SI 90 1-0 HBP	C CH 84 X CH 83 0-1 ② G5-3	B FF 92 F FF 91 B FF 92 B SL 84 B FF 92 4-1 32 HR BB		C SL 82 F FF 93 F FF 93 F SL 80 B SL 80 F SL 81 X FF 92 1-2 ① G6-3				2	1	0	0	1	0	0
32 Jay Bruce, L (1, 9) OBP: 0.314, SLG: 0.349	C CH 84 B SI 89 D SI 89 F SI 88 X CH 84 2-2 ② SF7 3-H	B SI 90 B SI 92 B SL 83 B SI 89 4-0 39 S BB	B FF 90 C FF 91 D CH 84 F FF 91 D CU 76 1 SAFE X FF 92 3-2 1-H HR		B SL 82 C SI 92 S SL 82 S SL 81 1-3 ② K				2	1	1	3	1	1	0
39 Devin Mesoraco, R (1, 2) OBP: 0.361, SLG: 0.625	C CH 84 F SI 90 F SI 91 C CH 82 0-3 ③ K	F SL 83 B SI 87 B SI 89 X SI 90 2-1 ③ P4 1-2	C SL 83 B CU 72 B FF 93 B FF 91 B FF 92 4-1 BB		F FF 92 B SL 82 B SL 82 S SL 82 B FF 92 S SL 82 3-3 ③ K				3	0	0	0	1	2	2
21 Todd Frazier, R (1, 3) OBP: 0.348, SLG: 0.521 (9, 5)		B SL 81 F SI 90 X SI 90 1-1 HR	B SI 90 S CH 82 B CH 84 S CH 83 B SI 91 X SI 91 3-2 2 S 2 2B 1B	C FF 92 F FF 90 D SL 83 T FF 93 1-2 ① K			S SL 82 S FF 93 X SL 82 0-2 2 G5-4-3 1B		4	2	3	1	0	1	1
2 Zack Cozart, R (1, 6) OBP: 0.256, SLG: 0.303	B SI 90 B SL 82 C SI 90 C SI 91 X FF 92 2-2 ① G1-3	C SI 89 X CH 84 0-1 7 1B 6 SF7 1-H 2B	1 SAFE C FF 91 B FF 90 B FF 92 X FF 91 2-1 ② P4				1 SAFE F FF 91 1 SAFE B FF 90 B FF 90 X SL 81 2-1 ① ② G5-4-3 1-2f		4	1	1	1	0	0	2
7 Ramon Santiago, S (1, 5) OBP: 0.304, SLG: 0.225 54 Aroldis Chapman, L (9, 1)	B SI 91 F CH 84 B SL 81 F SI 90 B SI 91 B SI 90 4-2 31 SH1-4 BB	B SI 91 C SI 91 X SI 91 1-1 31 SH1-4 2-3 1B	F FF 91 B SL 80 B FF 91 X FF 92 2-1 ③ L7					S SL 81 C SL 81 B SL 81 B SL 80 X FF 91 2-2 ③ F7		3 0	0 0	1 0	0 0	1 0	0 0	1 0
31 Alfredo Simon, R (1, 1) OBP: 0.087, SLG: 0.130 15 Roger Bernadina, L (6, PH) OBP: 0.317, SLG: 0.231 60 J.J. Hoover, R (7, 1) 43 Manny Parra, L (7, 1) 51 Jonathan Broxton, R (8, 1) 29 Brayan Peña, S (9, 3) OBP: 0.293, SLG: 0.391	L SI 89 B FF 88 B SI 88 X SI 89 2-1 ② SH1-4 1-2	1 SAFE X SI 89 0-0 ① SH1-4 1-2			C FF 91 S CU 72 B FF 92 B SL 83 S FF 93 2-3 ① K				0 1 0 0 0 0	0 0 0 0 0 0	0 0 0 0 0 0	0 0 0 0 0 0	0 1 0 0 0 0	0 0 0 0 0 0	0 0 0 0 0 0
Inning Stats	R: 1 E: 0 K: 1 S: 13 H: 0 LOB: 1 BB: 1 P: 21	R: 1 E: 0 K: 0 S: 15 H: 1 LOB: 1 BB: 1 P: 26	R: 0 E: 0 K: 0 S: 7 H: 0 LOB: 1 BB: 1 P: 16	R: 2 E: 0 K: 1 S: 12 H: 3 LOB: 1 BB: 0 P: 17	R: 2 E: 0 K: 1 S: 12 H: 1 LOB: 1 BB: 2 P: 28	R: 0 E: 0 K: 2 S: 7 H: 0 LOB: 0 BB: 0 P: 9	R: 0 E: 0 K: 2 S: 12 H: 0 LOB: 0 BB: 0 P: 17	R: 0 E: 0 K: 0 S: 8 H: 1 LOB: 0 BB: 0 P: 12		1B: 3 2B: 1 3B: 0 HR: 2	SF: 2 SAC: 0 DP: 1 HBP: 1	WP: 0 PB: 0 SB: 3 CS: 0	PA: 35		

PITCHER		IP	WLS	BF	H	R	ER	SO	BB	IBB	HBP	BLK	WP	HR	S	P	ERA	WHIP
27 Roberto Hernandez, R ERA: 4.35	(1, 1)	4.0	L	20	4	4	4	2	3	0	1	0	0	1	47	80	9.00	1.750
49 Ethan Martin, R ERA: 4.5	(5, 1)	2.0		9	1	2	2	3	2	0	0	0	0	1	19	37	9.00	1.500
30 Justin De Fratus, R ERA: 2.57	(7, 1)	2.0		6	1	0	0	2	0	0	0	0	0	0	20	29	0.00	0.500

PITCHER	IP	WLS	BF	H	R	ER	SO	BB	IBB	HBP	BLK	WP	HR	S	P	ERA	WHIP

Philadelphia Phillies @ Cincinnati Reds

Great American Ball Park, Cincinnati, OH

Sun Jun 08 2014, 1:11 PM - 3:51 PM EDT

Att. 30,222 - Overcast - 72 F

TOP

livebaseballscorecards.com

Batter	1	2	3	4	5	6	7	8	9	AB	R	H	RBI	BB	SO	LOB
2 Ben Revere, L (1, 8) OBP: 0.298, SLG: 0.333	B FF 92 C FF 93 C KC 77 B SL 83 B FF 94 B SL 87 4-2 6 1B BB		B FF 93 F SI 94 B KC 78 B FF 95 X FF 94 3-1 26 S 11 1B 26 SF7 1B		C SI 93 X SL 88 0-1 ① B5-3		F FF 93 B KC 77 C KC 78 X FF 95 1-2 ② FC6-4 1-2f			3	1	1	0	1	0	1
11 Jimmy Rollins, S (1, 6) OBP: 0.348, SLG: 0.410	X SI 92 0-0 ① F8		C SI 93 X SI 93 0-1 6 S 1-2 1B		B CH 86 B KC 81 C SI 95 B FF 95 C SI 94 D SL 91 4-2 6 WP BB		C KC 78 B CH 85 B KC 78 X SI 94 2-1 ③ P6			3	0	1	0	1	0	2
26 Chase Utley, L (1, 4) OBP: 0.371, SLG: 0.498	C SI 92 S FF 93 F SL 88 B SL 90 C SL 90 1-3 ② K		C KC 80 X FF 93 0-1 ② SF7 2-H		1 SAFE 1 SAFE F SI 95 X CH 86 0-1 ② L8			F FF 96 F SL 88 X SI 96 0-2 ① G4-3		3	0	0	1	0	1	2
6 Ryan Howard, L (1, 3) OBP: 0.302, SLG: 0.414	B SI 92 1 SAFE X SI 92 1-0 3 FC5-4 1-2 1B		F FF 94 B FF 95 1 SAFE S CH 85 B SL 90 F CH 86 S SL 89 2-3 ③ K 1-2		F FF 96 1 SAFE B SL 85 1 SAFE B CH 84 S SI 94 B SL 90 X FF 97 3-2 ③ G4-3 1-2			S KC 79 B SL 90 B FF 95 C KC 80 C FF 96 2-3 ② K		4	0	1	0	0	2	2
3 Marlon Byrd, R (1, 9) OBP: 0.319, SLG: 0.466	S SL 87 X SI 93 0-1 ③ FC5-4 1-2f			B SL 87 X SL 86 1-0 ① G6-3		C FF 95 S SL 88 B FF 94 F SL 87 F SL 88 S FF 96 1-3 ① K		F FF 97 S FF 97 F FF 97 X SL 88 0-2 9 FC6-4 1B		4	0	1	0	0	1	2
9 Domonic Brown, L (1, 7) OBP: 0.268, SLG: 0.322		C KC 78 S CH 85 C FF 95 0-3 ① K		B CH 85 C KC 80 B CH 86 B SI 94 X FF 95 3-1 51 1B 16 FC5-2 1B		B SI 95 F SI 94 B SI 94 X FF 95 2-1 ② G3		X FF 96 0-0 ③ FC6-4 1-2f		4	0	1	0	0	1	1
51 Carlos Ruiz, R (1, 2) OBP: 0.393, SLG: 0.401		C SL 88 B SL 87 F FF 94 B SL 89 S CH 86 2-3 ② K		X SL 87 0-0 55 FC5 16 FC5-2 1-3 1B		B SL 86 C FF 94 B SL 88 S SL 88 X FF 96 2-2 ③ G2-3			B FF 98 B FF 97 C FF 98 C FF 96 S SL 88 2-3 ① K	4	0	1	0	0	2	0
16 César Hernández, S (1, 5) OBP: 0.254, SLG: 0.259		S FF 94 B CH 86 F CH 86 B SI 96 X SL 90 2-2 ③ G4-3		C KC 79 X FF 94 0-1 ② FC5-2 55 FC5 1-2 3-H			B CH 85 C SI 94 C KC 77 X SL 89 1-2 ① G4-3		B FF 99 C FF 99 B CH 87 C FF 99 S SL 91 2-3 ② K	4	0	0	0	0	1	2
55 David Buchanan, R (1, 1) 19 Tony Gwynn Jr., L (7, PH) OBP: 0.283, SLG: 0.190 59 Antonio Bastardo, R (7, 1) 15 John Mayberry Jr., R (9, PH) OBP: 0.338, SLG: 0.500			C FF 93 B FF 94 C FF 92 S KC 80 1-3 ① K	X FF 94 0-0 ③ FC5 1-2 2-3f			C KC 78 B CH 86 F FF 94 B FF 95 B SI 94 B FF 95 4-2 2 FC6-4 BB		C FF 99 B CH 88 B CH 88 C SL 88 B FF 100 C SL 89 3-3 ③ K	2 0 0 1	0 0 0 0	0 0 0 0	0 0 0 0	0 1 0 0	1 0 0 1	2 0 0 0

Inning Stats	1	2	3	4	5	6	7	8	9	1B: 6	SF: 1	WP: 1	PA: 36
	R: 0 E: 0 K: 1 S: 10 H: 1 LOB: 2 BB: 1 P: 16	R: 0 E: 0 K: 2 S: 9 H: 0 LOB: 0 BB: 0 P: 13	R: 1 E: 0 K: 2 S: 13 H: 2 LOB: 1 BB: 0 P: 19	R: 0 E: 0 K: 0 S: 7 H: 2 LOB: 2 BB: 0 P: 11	R: 0 E: 0 K: 0 S: 9 H: 0 LOB: 1 BB: 1 P: 16	R: 0 E: 0 K: 1 S: 10 H: 0 LOB: 0 BB: 0 P: 15	R: 0 E: 0 K: 0 S: 10 H: 0 LOB: 1 BB: 1 P: 18	R: 0 E: 0 K: 1 S: 11 H: 1 LOB: 1 BB: 0 P: 13	R: 0 E: 0 K: 3 S: 9 H: 0 LOB: 0 BB: 0 P: 16	2B: 0 3B: 0 HR: 0	SAC: 0 DP: 0 HBP: 0	PB: 0 SB: 2 CS: 0	

PITCHER	IP	WLS	BF	H	R	ER	SO	BB	IBB	HBP	BLK	WP	HR	S	P	ERA	WHIP
34 Homer Bailey, R (1, 1) ERA: 4.6	8.0	W	33	6	1	1	7	3	0	0	0	1	0	79	121	1.12	1.125
54 Aroldis Chapman, L (9, 1) ERA: 1.38	1.0	S	3	0	0	0	3	0	0	0	0	0	0	9	16	0.00	0.000

PITCHER	IP	WLS	BF	H	R	ER	SO	BB	IBB	HBP	BLK	WP	HR	S	P	ERA	WHIP

AB	32
R	1
H	6
RBI	1
BB	3
SO	10
LOB	14

BOTTOM

Philadelphia Phillies @ Cincinnati Reds

Great American Ball Park, Cincinnati, OH

Sun Jun 08 2014, 1:11 PM - 3:51 PM EDT

Att. 30,222 - Overcast - 72 F

livebaseballscorecards.com

Batter	1	2	3	4	5	6	7	8	9	AB	R	H	RBI	BB	SO	LOB
6 Billy Hamilton, S (1, 8) OBP: 0.288, SLG: 0.351	B FC 89 C FC 88 C FC 87 X CH 80 1-2 L4 ①		C FF 88 X FC 88 0-1 B1 ②		S CH 80 B FF 89 B FC 88 D SI 90 F CH 81 X CH 80 3-2 1-H HR			B SL 82 B FF 91 C FF 90 F FF 92 X SL 83 2-2 G2-3 ①		4	1	1	2	0	0	0
25 Skip Schumaker, L (1, 7) OBP: 0.267, SLG: 0.296	C FC 89 C CU 75 B CH 80 B FC 89 X FF 90 2-2 G3-1 ②		C FF 88 F FC 89 X CU 76 0-2 L8 ③		F FC 89 B FF 90 B FC 88 S CH 80 C CH 81 2-3 K ②			B FF 92 B FF 91 C FF 91 S FF 92 F FF 92 X SL 84 2-2 F7 ②		4	0	0	0	0	1	0
4 Brandon Phillips, R (1, 4) OBP: 0.305, SLG: 0.393	C FF 91 H FF 89 1-1 32 1B HBP			B CU 75 S FC 88 B CU 77 B FF 90 X FF 91 3-1 39 CS 1B	C FC 88 C FC 88 F FC 88 B CH 81 X CU 77 1-2 G3-1 ③			C SL 83 F FF 93 B SL 84 F SL 84 B SL 84 F FF 92 X FF 92 2-2 G4-3 ③		3	0	1	0	0	0	0
32 Jay Bruce, L (1, 9) OBP: 0.315, SLG: 0.349	C FC 89 B FC 88 B FC 89 B CH 80 S FC 89 X FF 92 3-2 1-3 1B			X FF 89 0-0 L8 ①		L CU 75 B FC 87 B FF 88 F FC 87 F CU 75 B CU 75 C FC 88 3-3 K ①				3	0	1	0	0	1	1
39 Devin Mesoraco, R (1, 2) OBP: 0.352, SLG: 0.609	C FF 90 B FF 92 B CH 82 B FF 90 S FF 90 T FF 91 3-2 K ③			B CU 76 C FC 89 B SI 90 F FC 88 F CH 81 1 SAFE F CH 80 S FC 89 2-3 1-2 K ②③		B FC 87 F FC 87 F FF 88 F CU 76 C FC 88 1-3 K ②				3	0	0	0	0	3	3
21 Todd Frazier, R (1, 5) OBP: 0.348, SLG: 0.518		X FC 87 0-0 F9 ①			C CH 79 B SI 87 S CH 80 X CH 80 1-2 2 2B 34 1B 1B	B FC 89 B FC 87 X FC 87 2-0 G6-3 ③				3	1	1	0	0	0	0
23 Donald Lutz, L (1, 3) OBP: 0.231, SLG: 0.250		C FF 89 B CH 80 X FC 89 1-1 G6-3 ②			C CH 79 B FC 88 S CU 76 F CU 76 C FF 91 1-3 K ①		B SL 82 B SL 80 F FF 90 F SL 82 B FF 90 F FF 91 T FF 92 3-2 K ①			3	0	0	0	0	2	1
2 Zack Cozart, R (1, 6) OBP: 0.257, SLG: 0.309		B FF 90 B FC 88 F FF 88 F FC 88 F CU 76 F CH 81 F FC 89 F FF 91 X CH 81 2-2 G6-3 ③			1 SAFE C CH 79 B FF 90 X FC 89 1-1 1-3 34 1B 2B		X FF 92 0-0 G1-3 ②			3	1	1	0	0	0	0
34 Homer Bailey, R (1, 1) OBP: 0.240, SLG: 0.208 54 Aroldis Chapman, L (9, 1)			B FC 87 C FC 88 X FF 88 1-1 G4-3 ①		C FF 90 X CU 77 0-1 6 HR 2-H 3-H 1B		F FF 91 B FF 92 S FF 91 C FF 92 1-3 K ③			3 0	1 0	1 0	2 0	0 0	1 0	0 0
Inning Stats	R: 0 E: 0 K: 1 S: 13 H: 1 LOB: 2 BB: 0 P: 23	R: 0 E: 0 K: 0 S: 10 H: 0 LOB: 0 BB: 0 P: 13	R: 0 E: 0 K: 0 S: 7 H: 0 LOB: 0 BB: 0 P: 8	R: 0 E: 0 K: 1 S: 8 H: 1 LOB: 1 BB: 0 P: 13	R: 4 E: 0 K: 2 S: 21 H: 4 LOB: 0 BB: 0 P: 30	R: 0 E: 0 K: 2 S: 9 H: 0 LOB: 0 BB: 0 P: 15	R: 0 E: 0 K: 2 S: 8 H: 0 LOB: 0 BB: 0 P: 12	R: 0 E: 0 K: 0 S: 12 H: 0 LOB: 0 BB: 0 P: 18		1B: 4 2B: 2 3B: 0 HR: 1 SF: 0 SAC: 0 DP: 1 HBP: 1						

	AB	29
	R	4
	H	6
	RBI	4
	BB	0
	SO	8
	LOB	5

PITCHER		IP	WLS	BF	H	R	ER	SO	BB	IBB	HBP	BLK	WP	HR	S	P	ERA	WHIP
55 David Buchanan, R ERA: 6.08	(1, 1)	6.0	L	24	6	4	4	6	0	0	1	0	0	1	68	102	6.00	1.000
59 Antonio Bastardo, L ERA: 3.45	(7, 1)	2.0		6	0	0	0	2	0	0	0	0	0	0	20	30	0.00	0.000

PITCHER	IP	WLS	BF	H	R	ER	SO	BB	IBB	HBP	BLK	WP	HR	S	P	ERA	WHIP

San Diego Padres @ Philadelphia Phillies

Citizens Bank Park, Philadelphia, PA

Tue Jun 10 2014, 7:14 PM - 9:53 PM EDT

Att. 31,037 - Cloudy - 72 F

livebaseballscorecards.com

Batter	1	2	3	4	5	6	7	8	9	AB	R	H	RBI	BB	SO	LOB
25 Will Venable, L (1, 8) OBP: 0.278, SLG: 0.306	F7		HR			1B		K		3	1	2	1	0	0	0
13 Chris Denorfia, R (8, PH) OBP: 0.310, SLG: 0.363										1	0	0	0	0	1	1
29 Troy Patton, S (8, 1)										0	0	0	0	0	0	0
59 Kevin Quackenbush, R (8, 1)										0	0	0	0	0	0	0
2 Everth Cabrera, S (1, 6) OBP: 0.264, SLG: 0.319	BB		G4-3			K		K		3	0	0	0	1	2	2
12 Seth Smith, L (1, 9) OBP: 0.399, SLG: 0.531	FC3		G4-3			F7			2B	4	0	1	0	0	0	2
18 Carlos Quentin, R (1, 7) OBP: 0.328, SLG: 0.373	G6-3		F9				2B		G5-3	4	1	1	0	0	0	3
7 Chase Headley, S (1, 5) OBP: 0.279, SLG: 0.325		G3	G3				G4-3		1B	4	0	1	0	0	0	1
23 Yonder Alonso, L (1, 3) OBP: 0.251, SLG: 0.341		F7			F9		SF8		K	3	0	0	1	0	1	2
44 René Rivera, R (1, 2) OBP: 0.292, SLG: 0.432		L8			G5-3		L7		HBP	3	0	0	0	0	0	0
5 Alexi Amarista, L (9, PR) OBP: 0.267, SLG: 0.276										0	0	0	0	0	0	0
3 Jace Peterson, L (1, 4) OBP: 0.176, SLG: 0.125			L8		G3-1			K	FC6-4	3	0	0	0	0	1	0
14 Tommy Medica, R (9, PH) OBP: 0.311, SLG: 0.509										1	0	0	0	0	0	3
22 Ian Kennedy, R (1, 1) OBP: 0.174, SLG: 0.273			K			F9		BB		2	0	0	0	0	1	0
24 Cameron Maybin, R (8, PH) OBP: 0.336, SLG: 0.427										0	0	0	0	1	0	0
(8, 8)																
Inning Stats	R: 0 E: 1 K: 0 S: 6 H: 0 LOB: 1 BB: 1 P: 10	R: 0 E: 0 K: 0 S: 4 H: 0 LOB: 0 BB: 0 P: 7	R: 1 E: 0 K: 1 S: 8 H: 1 LOB: 0 BB: 0 P: 15	R: 0 E: 0 K: 0 S: 5 H: 0 LOB: 0 BB: 0 P: 9	R: 0 E: 0 K: 0 S: 9 H: 0 LOB: 0 BB: 0 P: 12	R: 0 E: 0 K: 1 S: 10 H: 1 LOB: 1 BB: 0 P: 16	R: 1 E: 0 K: 0 S: 8 H: 1 LOB: 0 BB: 0 P: 10	R: 0 E: 0 K: 3 S: 9 H: 0 LOB: 1 BB: 1 P: 18	R: 0 E: 0 K: 1 S: 18 H: 2 LOB: 3 BB: 0 P: 28	1B: 2 2B: 2 3B: 0 HR: 1 SF: 1 SAC: 0 DP: 1 HBP: 1	WP: 0 PB: 0 SB: 0 CS: 0 PA: 35						

TOP	
AB	31
R	2
H	5
RBI	2
BB	2
SO	6
LOB	14

PITCHER		IP	WLS	BF	H	R	ER	SO	BB	IBB	HBP	BLK	WP	HR	S	P	ERA	WHIP
34 A.J. Burnett, R ERA: 4.24	(1, 1)	7.1	W	27	3	2	2	3	2	0	0	0	0	1	53	89	2.46	0.682
63 Jake Diekman, L ERA: 4.85	(8, 1)	0.2	H	2	0	0	0	2	0	0	0	0	0	0	6	8	0.00	0.000
58 Jonathan Papelbon, R ERA: 1.48	(9, 1)	1.0	S	6	2	0	0	1	0	0	1	0	0	0	18	28	0.00	2.000

PITCHER	IP	WLS	BF	H	R	ER	SO	BB	IBB	HBP	BLK	WP	HR	S	P	ERA	WHIP

Batter	1	2	3	4	5	6	7	8	9	AB	R	H	RBI	BB	SO	LOB
2 Ben Revere, L (1, 8) OBP: 0.302, SLG: 0.341	C FF 91 B FF 92 X FF 92 1-1 ① G1-3			B FF 90 B FF 90 B FF 92 C FF 92 X FF 93 3-1 11 WP 26 1B 2B	B KC 76 C FF 92 B CH 83 F FF 91 X KC 78 2-2 ③ G1-3			C SI 90 B SI 91 X SL 84 1-1 26 E 11 1B 1B		4	1	2	0	0	0	0
11 Jimmy Rollins, S (1, 6) OBP: 0.346, SLG: 0.407	X FF 92 0-0 ② G4-3			B CH 85 X FF 93 1-0 ① P5 2-3		C KC 75 B KC 76 B CH 84 B FF 91 F FF 92 X KC 78 3-2 ① G4-3		C SI 91 X SI 91 0-1 26 E 1-2 1B		4	0	1	0	0	0	1
26 Chase Utley, L (1, 4) OBP: 0.373, SLG: 0.498	C FF 92 B KC 80 C FF 92 B KC 79 X FF 94 2-2 ③ G3-1			F FF 93 X FF 94 0-1 6 1B 3 HR 1B 3-H		C KC 77 C FF 93 B SI 93 B SI 94 F KC 78 B CH 85 X CH 83 3-2 6 1B 3 SF8 1B		C SL 85 X SL 84 0-1 FC6 1-2 2-3		4	2	2	1	0	0	2
6 Ryan Howard, L (1, 3) OBP: 0.305, SLG: 0.415		B FF 91 B KC 76 F FF 91 B FF 92 F SI 93 F FF 94 F FF 94 X FF 93 3-2 ① L8		B FF 92 C KC 78 B FF 91 X SI 93 2-1 3 HR 1B 1-3		C KC 77 B FF 92 X FF 92 1-1 1B 1-3		B SL 85 F SL 85 F SL 84 C SL 85 1-3 ① K		4	1	2	0	0	1	3
3 Marlon Byrd, R (1, 9) OBP: 0.318, SLG: 0.477		F SL 86 B SL 85 X FF 92 1-1 ② G6-3		B SL 85 B FF 92 D FF 91 C SI 92 T FF 92 X FF 93 3-2 HR 1-H 3-H		X SI 92 0-0 ② SF8 3-H		B FF 90 F FF 91 F CU 76 F FF 89 F FF 90 F FF 90 F CU 78 F CU 76 S FF 90 1-3 ② K		3	1	1	4	0	1	3
9 Domonic Brown, L (1, 7) OBP: 0.263, SLG: 0.316		X CH 85 0-0 ③ G4-3		C CH 85 C FF 92 F KC 80 S KC 79 0-3 ② K		F FF 91 C SI 93 X KC 79 0-2 ③ G5-3		C CU 76 S CU 77 B FF 91 B CU 78 S CU 77 2-3 ③ K		4	0	0	0	0	2	4
51 Carlos Ruiz, R (1, 2) OBP: 0.388, SLG: 0.394			B FF 90 B SL 83 C FF 91 C FF 91 X FF 92 2-2 ① G5-3	B FF 92 C KC 76 B FF 92 F SI 92 B KC 78 X FF 91 3-2 ③ L8			C SL 84 B SL 84 B FF 91 B KC 77 F FF 92 F SL 84 X FF 92 3-2 ① P6			3	0	0	0	0	0	0
16 César Hernández, S (1, 5) OBP: 0.258, SLG: 0.262			C FF 92 F FF 93 B KC 78 S KC 78 1-3 ② K		X FF 89 0-0 34 B3-6-4 1B		S CH 85 X FF 93 0-1 ② G4-3			3	0	1	0	0	1	0
34 A.J. Burnett, R (1, 1) OBP: 0.214, SLG: 0.250 63 Jake Diekman, R (8, 1) 58 Jonathan Papelbon, R (9, 1)			C FF 92 C FF 92 F KC 78 X KC 78 0-2 ③ G4-3		C FF 89 X FF 91 0-1 ① ② B3-6-4 1-2f		F FF 91 B FF 93 F FF 94 B SL 87 F SI 93 C KC 78 2-3 ③ K			3 0 0	0 0 0	0 0 0	0 0 0	0 0 0	1 0 0	1 0 0
Inning Stats	R: 0 H: 0 E: 0 LOB: 0 K: 0 BB: 0 S: 6 P: 9	R: 0 H: 0 E: 0 LOB: 0 K: 0 BB: 0 S: 8 P: 12	R: 0 H: 0 E: 0 LOB: 0 K: 1 BB: 0 S: 10 P: 13	R: 4 H: 4 E: 0 LOB: 0 K: 1 BB: 0 S: 17 P: 29	R: 0 H: 1 E: 0 LOB: 0 K: 0 BB: 0 S: 6 P: 8	R: 1 H: 2 E: 0 LOB: 1 K: 0 BB: 0 S: 13 P: 20	R: 0 H: 0 E: 0 LOB: 0 K: 1 BB: 0 S: 10 P: 15	R: 0 H: 2 E: 1 LOB: 3 K: 3 BB: 0 S: 20 P: 25		1B: 7 SF: 1 2B: 1 SAC: 0 3B: 0 DP: 1 HR: 1 HBP: 0					WP: 1 PA: 33 PB: 0 SB: 0 CS: 0	

PITCHER		IP	WLS	BF	H	R	ER	SO	BB	IBB	HBP	BLK	WP	HR	S	P	ERA	WHIP
22 Ian Kennedy, R ERA: 3.63	(1, 1)	7.0	L	27	7	5	5	3	0	0	0	0	1	1	70	106	6.43	1.000
29 Troy Patton, L ERA: 5.84	(8, 1)	0.1		4	2	0	0	1	0	0	0	0	0	0	9	11	0.00	6.000
59 Kevin Quackenbush, R ERA: 2.93	(8, 1)	0.2		2	0	0	0	2	0	0	0	0	0	0	11	14	0.00	0.000

PITCHER	IP	WLS	BF	H	R	ER	SO	BB	IBB	HBP	BLK	WP	HR	S	P	ERA	WHIP

BOTTOM

San Diego Padres @ Philadelphia Phillies

Citizens Bank Park, Philadelphia, PA

Tue Jun 10 2014, 7:14 PM - 9:53 PM EDT

Att. 31,037 - Cloudy - 72 F

livebaseballscorecards.com

AB	32
R	5
H	9
RBI	5
BB	0
SO	6
LOB	14

Batter	1	2	3	4	5	6	7	8	9	AB	R	H	RBI	BB	SO	LOB
13 Chris Denorfia, R (1, 9) (8, 7) OBP: 0.308, SLG: 0.360	C FF 91 B FF 92 C FF 93 B CU 79 X FF 93 2-2 G4-3		C CH 83 B CH 83 B FF 91 C FC 89 X CH 83 2-2 G6-3		B FC 88 D FF 91 X FF 91 2-0 FC6-4 1-2f			X FF 91 0-0 2 FC6-4 1B		4	0	1	0	0	0	2
2 Everth Cabrera, S (1, 6) OBP: 0.260, SLG: 0.314	C FF 91 B CU 78 C FF 92 F FC 89 B CH 85 B CH 84 S CH 84 3-3 K			B FC 86 L FF 92 C FC 88 B FC 88 F FF 93 C FF 93 2-3 K	1 SAFE 1 SAFE C FF 90 B FF 91 C FF 91 S FF 93 1-3 K			1 SAFE F SI 91 C FF 91 X CH 85 0-2 FC6-4 1-2f		4	0	0	0	0	3	2
18 Carlos Quentin, R (1, 7) OBP: 0.308, SLG: 0.345 56 Joaquín Benoit, R (8, 1) 23 Yonder Alonso, L (9, 3) OBP: 0.251, SLG: 0.341	B CU 78 S CH 84 B CU 80 S FF 92 C FF 94 2-3 K			X FC 88 0-0 P2		F CU 77 X FF 91 0-1 G1-3		1 SAFE 1 SAFE B FC 88 1 SAFE S CH 82 F CH 84 1 SAFE S CH 83 1-3 K		4 0 0	0 0 0	0 0 0	0 0 0	0 0 0	2 0 0	1 0 0
7 Chase Headley, S (1, 5) OBP: 0.283, SLG: 0.325		C CH 81 B FC 89 B FF 92 B FF 91 S CH 82 F FF 93 S CH 84 3-3 K		C CH 84 B CU 78 B FC 88 C CH 84 X CH 85 2-2 44 BB 14 1B 1B		F FF 90 F FF 92 S FC 89 0-3 K			C FF 88 F FS 86 H FF 90 1-2 44 CS HBP	3	0	1	0	0	2	0
14 Tommy Medica, R (1, 3) OBP: 0.308, SLG: 0.492 50 Nick Vincent, R (9, 1)		C CU 78 B FC 89 X CH 84 1-1 F9		1 SAFE B FF 92 C FF 92 1 SAFE F FF 93 X FC 88 1-2 44 BB 1-2 1B		C CU 77 B CU 77 X CH 83 1-1 F9			1 SAFE C SL 78 B FF 90 1 SAFE B FF 90 1 SAFE 1 SAFE F FF 90 F FF 89 3-2 F SL 80 B FF 92 X SL 80 P4	4 0	0 0	1 0	0 0	0 0	0 0	1 0
44 René Rivera, R (1, 2) OBP: 0.290, SLG: 0.418		T FC 88 F FF 91 X CH 84 0-2 G6-3		B CH 82 B CU 76 S CH 83 B FF 92 B FF 93 4-1 1-2 2-3 BB			X CH 82 0-0 F7		S FS 87 S FF 90 F FF 90 B SL 79 F FF 91 S FF 91 1-3 1-2 K	3	0	0	0	1	1	1
24 Cameron Maybin, R (1, 8) OBP: 0.336, SLG: 0.434			F FF 91 X FF 92 0-1 3 SH3 2B	B CH 83 B FF 92 F CH 82 C FF 92 S FC 87 2-3 K			B CH 83 B FF 91 B FF 91 C FF 91 C FF 92 X FF 93 3-2 L4			3	0	1	0	0	1	3
3 Jace Peterson, L (1, 4) OBP: 0.167, SLG: 0.118			X FC 87 0-0 SH3 2-3		X FC 87 0-0 L9		B FC 88 B CH 84 S FC 87 F FF 92 B FC 87 S CH 84 3-3 K			2	0	0	0	0	1	0
38 Tyson Ross, R (1, 1) OBP: 0.125, SLG: 0.125 25 Will Venable, L (8, PH) (8, 9) OBP: 0.276, SLG: 0.304			T FF 90 S CH 83 D CH 83 S CH 82 1-3 K2-3		C FF 91 X FF 92 0-1 13 FC6-4 1B			S FC 87 F FF 89 B CU 78 B FC 88 F FF 92 B FF 93 F FC 89 S CH 83 3-3 K		2 1	0 0	1 0	0 0	0 0	1 1	1 0

Inning Stats	1	2	3	4	5	6	7	8	9
	R: 0 E: 0 K: 2 S: 10	R: 0 E: 0 K: 1 S: 9	R: 0 E: 0 K: 1 S: 9	R: 0 E: 0 K: 2 S: 15	R: 0 E: 0 K: 1 S: 7	R: 0 E: 0 K: 1 S: 7	R: 0 E: 0 K: 1 S: 7	R: 0 E: 0 K: 2 S: 12	R: 0 E: 0 K: 1 S: 12
	H: 0 LOB: 0 BB: 0 P: 17	H: 0 LOB: 0 BB: 0 P: 13	H: 1 LOB: 1 BB: 0 P: 12	H: 2 LOB: 3 BB: 1 P: 26	H: 1 LOB: 1 BB: 0 P: 10	H: 0 LOB: 0 BB: 0 P: 8	H: 0 LOB: 0 BB: 0 P: 13	H: 1 LOB: 1 BB: 0 P: 16	H: 0 LOB: 0 BB: 0 P: 17

1B: 4 SF: 0
2B: 1 SAC: 1
3B: 0 DP: 0
HR: 0 HBP: 1

WP: 0 PA: 33
PB: 0
SB: 0
CS: 1

PITCHER		IP	WLS	BF	H	R	ER	SO	BB	IBB	HBP	BLK	WP	HR	S	P	ERA	WHIP
35 Cole Hamels, L ERA: 3.07	(1, 1)	8.0		30	5	0	0	11	1	0	0	0	0	0	76	115	0.00	0.750
58 Jonathan Papelbon, R ERA: 1.42	(9, 1)	1.0	W	3	0	0	0	1	0	0	1	0	0	0	12	17	0.00	0.000

PITCHER	IP	WLS	BF	H	R	ER	SO	BB	IBB	HBP	BLK	WP	HR	S	P	ERA	WHIP

TOP

San Diego Padres @ Philadelphia Phillies

Citizens Bank Park, Philadelphia, PA

Wed Jun 11 2014, 7:08 PM - 10:02 PM EDT

Att. 25,398 - Cloudy - 68 F

livebaseballscorecards.com

AB	30
R	0
H	5
RBI	0
BB	1
SO	12
LOB	11

BOTTOM

San Diego Padres @ Philadelphia Phillies

Citizens Bank Park, Philadelphia, PA

Wed Jun 11 2014, 7:08 PM - 10:02 PM EDT

Att. 25,398 - Cloudy - 68 F

livebaseballscorecards.com

Batter	1	2	3	4	5	6	7	8	9	AB	R	H	RBI	BB	SO	LOB
2 Ben Revere, L (1, 8) OBP: 0.302, SLG: 0.341	C SI 91 X FF 93 0-1 G4-3		X SI 91 0-0 SH2-3 1-2		D SL 84 X SL 85 1-0 F8			B FF 95 B SI 94 C FF 94 X FF 95 2-1 11 S 1B		3	0	1	0	0	0	1
11 Jimmy Rollins, S (1, 6) OBP: 0.345, SLG: 0.404	B SI 92 B SI 90 C SL 84 F SL 86 B SL 86 X SI 92 3-2 6 S 1B		B SL 86 C SL 84 F SL 88 B SI 93 F SL 86 B FF 92 S SL 87 3-3 K			B CH 84 C SL 83 F SL 83 X SI 92 1-2 E4 26 G4-6-3		C FF 94 C FF 94 B CH 84 D CH 85 D CH 86 S SL 90 3-3 K 1-2		4	0	1	0	0	2	2
26 Chase Utley, L (1, 4) OBP: 0.371, SLG: 0.492	C SL 83 B SI 91 1 SAFE F SL 83 X SI 92 1-2 F9		F SL 84 B SI 94 F SL 86 F SL 88 B SI 93 D SL 88 X SI 92 3-2 G4-3			X SL 85 0-0 G4-6-3 1-2f		I IN 64 I IN 67 I IN 70 I IN 67 4-0 IBB		3	0	0	0	1	0	3
6 Ryan Howard, L (1, 3) OBP: 0.308, SLG: 0.414	S SL 85 D SL 85 1 SAFE S SL 86 1 SAFE B SI 93 F SL 86 B SI 92 D SL 86 4-2 1-3 BB			C SL 83 B SI 93 B SL 84 C SL 84 B SL 86 X SI 93 3-2 G4-3		X SI 94 0-0 1B		B CH 85 C CH 86 F SI 96 B CH 86 S FF 92 2-3 K		3	0	1	0	1	1	2
3 Marlon Byrd, R (1, 9) OBP: 0.313, SLG: 0.469	C SI 92 T SI 91 S SL 86 0-3 K			S SL 87 F SI 94 T SI 92 0-2 K		D SL 86 C SL 86 S SL 87 S SL 85 1-3 K			C SL 89 B SL 88 S SL 89 S FF 92 1-3 K	4	0	0	0	0	4	3
9 Domonic Brown, L (1, 7) OBP: 0.263, SLG: 0.312		C SI 92 F SI 93 F SL 85 C SI 92 0-3 K		F SL 84 B SI 93 X SI 92 1-1 G4-3			X SI 90 0-0 F9		B SI 90 B CH 86 C SL 89 F SL 88 B SL 89 F SL 89 D CH 85 4-2 51 HBP 17 HR BB	3	1	0	0	1	1	0
51 Carlos Ruiz, R (1, 2) OBP: 0.390, SLG: 0.393		S SL 86 X SL 86 0-1 G6-3			C SI 92 B SL 86 S SL 84 B SL 85 F SI 92 X SI 93 2-2 35 G1 17 S 1B		C SL 84 B SL 87 X SL 86 1-1 G5-3		C SL 88 F SL 89 B FF 92 F SL 89 H SI 92 2-2 17 HR 1-2 HBP	3	1	1	0	0	0	0
17 Reid Brignac, L (1, 5) OBP: 0.304, SLG: 0.341		B SI 93 C SL 85 B SI 94 S SL 87 S SL 88 2-3 K			S SI 90 S SL 86 D SL 88 S SL 87 1-3 K 1-2		B SI 91 C SI 92 B SL 86 S SL 85 B SL 87 F SI 93 X SL 87 3-2 L4		B SL 88 B FF 91 X SL 89 2-0 1-H 2-H HR	4	1	1	3	0	2	1
35 Cole Hamels, L (1, 1) OBP: 0.238, SLG: 0.238 19 Tony Gwynn Jr., L (8, PH) OBP: 0.280, SLG: 0.188 58 Jonathan Papelbon, R (9, 1)			C SI 91 X SI 91 0-1 2 SH2-3 1B		B SL 84 X SI 91 1-0 G1 2-3			X SI 94 0-0 P5		2 1 0	0 0 0	1 0 0	0 0 0	0 0 0	0 0 0	1 0 0
Inning Stats	R: 0 E: 0 K: 1 S: 14 H: 1 LOB: 2 BB: 1 P: 22	R: 0 E: 0 K: 2 S: 9 H: 0 LOB: 0 BB: 0 P: 11	R: 0 E: 0 K: 1 S: 11 H: 1 LOB: 1 BB: 0 P: 17	R: 0 E: 0 K: 1 S: 8 H: 0 LOB: 0 BB: 0 P: 12	R: 0 E: 0 K: 1 S: 9 H: 1 LOB: 1 BB: 0 P: 14	R: 0 E: 1 K: 1 S: 8 H: 1 LOB: 1 BB: 0 P: 10	R: 0 E: 0 K: 0 S: 7 H: 0 LOB: 0 BB: 0 P: 11	R: 0 E: 0 K: 2 S: 9 H: 1 LOB: 2 BB: 1 P: 20	R: 3 E: 0 K: 1 S: 10 H: 1 LOB: 0 BB: 1 P: 19	1B: 5 2B: 0 3B: 0 HR: 1 SF: 0 SAC: 1 DP: 1 HBP: 1						

	AB	R	H	RBI	BB	SO	LOB
	30	3	6	3	3	10	13

PITCHER		IP	WLS	BF	H	R	ER	SO	BB	IBB	HBP	BLK	WP	HR	S	P	ERA	WHIP
38 Tyson Ross, R ERA: 2.97	(1, 1)	7.0		26	4	0	0	7	1	0	0	0	0	0	66	97	0.00	0.714
56 Joaquín Benoit, R ERA: 1.57	(8, 1)	1.0		5	1	0	0	2	0	1	0	0	0	0	9	20	0.00	1.000
50 Nick Vincent, R ERA: 5.67	(9, 1)	0.1	L	4	1	3	3	1	1	0	1	0	0	1	10	19	81.00	6.000

PITCHER	IP	WLS	BF	H	R	ER	SO	BB	IBB	HBP	BLK	WP	HR	S	P	ERA	WHIP

San Diego Padres @ Philadelphia Phillies

Citizens Bank Park, Philadelphia, PA

Thu Jun 12 2014, 1:10 PM - 4:13 PM EDT

Att. 29,372 - Drizzle - 70 F

TOP

livebaseballscorecards.com

Batter	1	2	3	4	5	6	7	8	9	AB	R	H	RBI	BB	SO	LOB
25 Will Venable, L (1, 9) (6, 8) OBP: 0.281, SLG: 0.308	C SI 89 B SI 89 B CH 81 B FC 87 X SI 89 3-1 12 2 FC4-6 1B 7 2B	B SI 89 C CH 80 S CH 81 B FC 87 X CH 81 2-2 1-2 1B			C FC 86 S SI 90 B FC 87 F CH 81 B SI 90 X FC 88 2-2 ① F7		B FF 92 S FF 91 X FF 91 1-1 ③ F7			4	1	2	0	0	0	0
2 Everth Cabrera, S (1, 6) OBP: 0.260, SLG: 0.313	B SI 89 C SI 89 F FC 87 X SL 78 1-2 12 FC4-6 1-2 1B	B CH 80 B SI 88 B SI 91 C SI 89 X SI 89 3-1 ③ L6			M SI 90 B FC 87 X CH 81 1-1 ② G4-3			B SI 97 F SI 96 B SL 82 X SI 96 2-1 ① L9		4	0	1	0	0	0	2
12 Seth Smith, L (1, 7) OBP: 0.393, SLG: 0.522 14 Tommy Medica, R (8, PH) (8, 7) OBP: 0.303, SLG: 0.484	B CH 80 X SI 89 1-0 ① FC4-6 7 2B 7 E 1-2f 2-3		C SI 88 B CH 80 C FC 86 X CH 82 1-2 ① G4-3		C FC 87 B SI 90 S CH 81 X FC 87 1-2 ③ G3-1			F SI 97 F SI 98 B SI 97 F SI 97 F SL 84 F SL 82 S SI 97 1-3 ② K		3 1	1 0	0 0	0 0	0 0	0 1	2 0
7 Chase Headley, S (1, 5) OBP: 0.283, SLG: 0.329	C SI 89 B FC 87 B CH 81 S CH 81 X SI 91 2-2 E9 1-H 3-H 2B		C FC 86 S CH 80 C FC 87 0-3 ② K			B SI 89 C FC 86 F CH 80 B SI 90 F FC 86 F SI 90 F FC 88 B FC 80 F FC 87 3-2 X SI 90 ① L6		F SI 97 X CH 88 0-1 G5-3		4	0	1	1	0	1	0
23 Yonder Alonso, L (1, 3) OBP: 0.251, SLG: 0.340	S CH 81 S CH 80 S CH 81 0-3 ② K		B FC 86 B CH 79 C FC 86 B SI 89 S SI 89 F FC 87 S CH 82 3-3 ③ K			B SI 90 F FC 86 F FC 86 B CH 82 X SI 90 2-2 1B			F FF 93 B SL 81 X FC 92 1-1 ① F9	4	0	1	0	0	2	1
24 Cameron Maybin, R (1, 8) OBP: 0.328, SLG: 0.422 54 Alex Torres, L (7, 1) 29 Troy Patton, S (8, 1) 44 René Rivera, R (9, PH) OBP: 0.287, SLG: 0.413	B SI 91 B SI 90 B SI 90 X SI 90 3-0 ③ P3			L SI 88 M FC 87 S SL 75 0-3 ① K		X SI 90 0-0 ② F9			B FF 95 X FF 95 1-0 ② L9	3 0 0 1	0 0 0 0	0 0 0 0	0 0 0 0	0 0 0 0	1 0 0 0	2 0 0 0
8 Yasmani Grandal, S (1, 2) OBP: 0.266, SLG: 0.379		B SI 86 X SI 88 1-0 ① L9		C FC 85 C SI 89 B FC 88 F CH 82 X CH 82 1-2 ② P5		C FC 86 S CH 81 X CH 81 0-2 ③ P5			C FF 99 B FF 98 B FF 98 B FF 97 X FF 95 3-1 HR	4	1	1	1	0	0	1
5 Alexi Amarista, L (1, 4) OBP: 0.267, SLG: 0.275		B SI 88 X CH 79 1-0 ② G4-3		C FC 86 X CH 81 0-1 1B			C SL 83 C FF 91 B SL 84 B SL 85 F FF 91 F FF 92 X SL 86 2-2 ① P5		C FF 99 C SL 86 B FF 99 B FF 98 S SL 89 2-3 ③ K	4	0	1	0	0	1	0
53 Eric Stults, L (1, 1) OBP: 0.125, SLG: 0.188 33 Dale Thayer, R (6, 1) 13 Chris Denorfia, R (6, 9) OBP: 0.306, SLG: 0.358		C SI 87 B CH 81 X SI 87 1-1 25 1B 1B		B SI 89 B SI 89 C SI 88 F FC 86 F CH 79 F SL 78 B SI 90 F SI 88 S SI 91 3-3 ③ K			C FF 91 B FF 92 F FF 91 B SL 85 F FF 92 X FF 91 2-2 ② F9			2 0 1	0 0 0	1 0 0	0 0 0	0 0 0	1 0 0	1 0 0

	AB	35
	R	3
	H	8
	RBI	2
	BB	0
	SO	7
	LOB	9

Inning Stats	1	2	3	4	5	6	7	8	9	1B: 6 SF: 0 2B: 1 SAC: 0 3B: 0 DP: 0 HR: 1 HBP: 0	WP: 0 PA: 35 PB: 0 SB: 0 CS: 0
	R: 2 E: 1 K: 1 S: 13 H: 3 LOB: 1 BB: 0 P: 23	R: 0 E: 0 K: 0 S: 9 H: 2 LOB: 2 BB: 0 P: 17	R: 0 E: 0 K: 2 S: 10 H: 0 LOB: 0 BB: 0 P: 14	R: 0 E: 0 K: 2 S: 15 H: 1 LOB: 1 BB: 0 P: 19	R: 0 E: 0 K: 0 S: 9 H: 0 LOB: 0 BB: 0 P: 13	R: 0 E: 0 K: 0 S: 14 H: 1 LOB: 1 BB: 0 P: 19	R: 0 E: 0 K: 0 S: 11 H: 0 LOB: 0 BB: 0 P: 16	R: 0 E: 0 K: 1 S: 10 H: 0 LOB: 0 BB: 0 P: 13	R: 1 E: 0 K: 1 S: 8 H: 1 LOB: 0 BB: 0 P: 15		

PITCHER		IP	WLS	BF	H	R	ER	SO	BB	IBB	HBP	BLK	WP	HR	S	P	ERA	WHIP
38 Kyle Kendrick, R ERA: 4.09	(1, 1)	6.0	W	25	7	2	1	5	0	0	0	0	0	0	70	105	1.50	1.167
59 Antonio Bastardo, L ERA: 3.34	(7, 1)	1.0	H	3	0	0	0	0	0	0	0	0	0	0	11	16	0.00	0.000
63 Jake Diekman, L ERA: 4.7	(8, 1)	1.0		3	0	0	0	1	0	0	0	0	0	0	10	13	0.00	0.000
43 Mario Hollands, L ERA: 2.82	(9, 1)	0.2		2	0	0	0	0	0	0	0	0	0	0	3	5	0.00	0.000
53 Ken Giles, R ERA: 27.0	(9, 1)	0.1		2	1	1	1	1	0	0	0	0	0	1	5	10	27.00	3.000

PITCHER		IP	WLS	BF	H	R	ER	SO	BB	IBB	HBP	BLK	WP	HR	S	P	ERA	WHIP

BOTTOM

Batter	1	2	3	4	5	6	7	8	9	AB	R	H	RBI	BB	SO	LOB
2 Ben Revere, L (1, 8) OBP: 0.306, SLG: 0.348	B FF 84 C FF 85 B FF 87 X FF 85 2-1 11 1B 2B		C FF 88 X FF 89 0-1 ① SH3-4 1-2		C SL 80 B CH 81 X SL 82 1-1 3 FC6-5 26 1B 1B	X FF 91 0-0 ③ F9		S CU 78 B SL 84 X SI 90 1-1 ③ G6-3		4	1	2	0	0	0	1
43 Mario Hollands, L (9, 1)										0	0	0	0	0	0	0
53 Ken Giles, R (9, 1)										0	0	0	0	0	0	0
11 Jimmy Rollins, S (1, 6) OBP: 0.347, SLG: 0.403	C FF 88 B CH 81 C FF 88 X CH 80 1-2 2-H 1B		C CH 81 F FF 89 B FF 90 B FF 89 F FF 89 F CH 79 X FF 89 2-2 ② F8		X FF 88 0-0 ② F8		B FF 91 B FF 92 B FF 90 B FF 91 4-0 26 BB 15 HR BB			3	1	1	1	1	0	2
26 Chase Utley, L (1, 4) OBP: 0.373, SLG: 0.490	C FF 88 F SL 81 B FF 90 1 SAFE X FF 90 1-2 ① F8		B CH 80 C SL 82 F FF 90 X SL 81 1-2 ③ G1-3		X FF 88 0-0 3 FC6-5 1-2 1B		B CH 85 C CH 84 B CH 85 B FF 94 B CH 86 4-1 15 HR 1-2 BB			3	1	1	0	1	0	2
3 Marlon Byrd, R (1, 9) OBP: 0.312, SLG: 0.465	1 SAFE C CH 80 1 SAFE X CU 70 0-1 ② F8			C CU 68 S SL 83 B FF 89 F SL 83 X CH 81 1-2 15 2B 9 SF9 1B	C SL 74 X FF 89 0-1 ③ FC6-5 1-2 2-3f		C FF 93 F FF 93 X FF 92 0-2 ① L3			4	1	1	0	0	0	5
15 John Mayberry Jr., R (1, 3) OBP: 0.360, SLG: 0.591	X FF 87 0-0 ③ F8			C CH 79 B FF 88 F CH 80 X FF 88 1-2 9 SF9 21 FC6-2 1-3 2B		B FF 86 B FF 86 S FF 87 F SL 79 B CH 81 X FF 88 3-2 9 1B 21 FC5-2 2B	S CH 85 B CH 84 C FF 93 B FF 92 F CH 86 X CH 84 2-2 1-H 2-H HR			4	1	3	3	0	0	1
9 Domonic Brown, L (1, 7) OBP: 0.263, SLG: 0.312		C FF 87 X CH 81 0-1 ① G4-3		B SL 82 X SL 81 1-0 ① SF9 2-3 3-H		F FF 88 F SL 79 X SL 80 0-2 21 FC5-2 17 2B 2-3 1B	B FF 92 B FF 91 C CH 84 C CH 82 B FF 91 X CH 83 3-2 ② G3			3	1	1	1	0	0	0
21 Wil Nieves, R (1, 2) OBP: 0.245, SLG: 0.354	B FF 87 X FF 87 1-0 ② F9		D CH 81 S CH 82 B CH 81 B FF 90 X CH 80 3-1 ② FC6-2 3-H		S FF 92 S FF 93 X SI 93 0-2 ① FC5-2 17 2B 1-2 3-H	C FF 92 S FF 92 X FF 92 0-2 ③ F9				4	1	0	0	0	0	3
16 César Hernández, S (1, 5) OBP: 0.250, SLG: 0.254 6 Ryan Howard, L (6, PH) OBP: 0.307, SLG: 0.413 59 Antonio Bastardo, R (7, 1) 63 Jake Diekman, R (8, 1) 19 Tony Gwynn Jr., L (8, PH) OBP: 0.277, SLG: 0.185 (9, 8)	C FF 87 S CH 81 B CH 82 B CH 82 C FF 89 2-3 ③ K		X FF 89 0-0 ③ F8			B SI 92 S FF 92 C SI 92 F FF 93 B SI 92 B CH 85 F SI 92 F SL 82 F SI 93 3-3 ② K		C SI 89 B CU 79 B CU 78 F SI 90 B SL 85 F CU 78 X SL 84 3-2 ① F7		2 1 0 0 1	0 0 0 0 0	0 0 0 0 0	0 0 0 0 0	1 1 0 0 0	1 2 0 0 0	1 0 0 0 0
38 Kyle Kendrick, R (1, 1) OBP: 0.115, SLG: 0.080			B FF 84 B CH 83 B FF 85 C FF 85 B FF 85 4-1 2 SH3-4 BB		C FF 85 B FF 87 B CH 76 B FF 87 C FF 86 S FF 86 3-3 ① K	B SI 92 B SI 92 S FF 92 X FF 91 2-1 1-H 2-H 2B		C CU 77 X SL 84 0-1 ② G3		1	0	0	0	1	1	0
17 Reid Brignac, L (6, PH) OBP: 0.313, SLG: 0.372 (7, 5)										2	0	1	2	0	0	0
Inning Stats	R: 1 E: 0 K: 0 S: 11 H: 2 LOB: 1 BB: 0 P: 15	R: 0 E: 0 K: 1 S: 6 H: 0 LOB: 0 BB: 0 P: 9	R: 0 E: 0 K: 0 S: 11 H: 0 LOB: 1 BB: 1 P: 18	R: 1 E: 0 K: 0 S: 11 H: 2 LOB: 1 BB: 0 P: 17	R: 0 E: 0 K: 1 S: 9 H: 2 LOB: 2 BB: 0 P: 13	R: 2 E: 0 K: 1 S: 22 H: 3 LOB: 1 BB: 0 P: 30	R: 3 E: 0 K: 0 S: 14 H: 1 LOB: 0 BB: 2 P: 27	R: 0 E: 0 K: 0 S: 8 H: 0 LOB: 0 BB: 0 P: 12		1B: 5 2B: 4 3B: 0 HR: 1	SF: 1 SAC: 1 DP: 0 HBP: 0		WP: 0 PB: 0 SB: 0 CS: 0	PA: 37

PITCHER		IP	WLS	BF	H	R	ER	SO	BB	IBB	HBP	BLK	WP	HR	S	P	ERA	WHIP
53 Eric Stults, L ERA: 5.79	(1, 1)	5.0	L	24	8	4	4	2	1	0	0	0	0	0	54	81	7.20	1.800
33 Dale Thayer, R ERA: 2.22	(6, 1)	1.0		4	1	0	0	1	0	0	0	0	0	0	16	21	0.00	1.000
54 Alex Torres, L ERA: 1.95	(7, 1)	1.0		6	1	3	3	0	2	0	0	0	0	1	14	27	27.00	3.000
29 Troy Patton, L ERA: 5.4	(8, 1)	1.0		3	0	0	0	0	0	0	0	0	0	0	8	12	0.00	0.000

PITCHER	IP	WLS	BF	H	R	ER	SO	BB	IBB	HBP	BLK	WP	HR	S	P	ERA	WHIP

San Diego Padres @ Philadelphia Phillies

Citizens Bank Park, Philadelphia, PA

Thu Jun 12 2014, 1:10 PM - 4:13 PM EDT

Att. 29,372 - Drizzle - 70 F

livebaseballscorecards.com

AB	32
R	7
H	10
RBI	7
BB	3
SO	3
LOB	17

Chicago Cubs @ Philadelphia Phillies

Citizens Bank Park, Philadelphia, PA

Fri Jun 13 2014, 7:09 PM - 9:58 PM EDT

Att. 26,154 - Cloudy - 72 F

TOP

livebaseballscorecards.com

Batter	1	2	3	4	5	6	7	8	9	AB	R	H	RBI	BB	SO	LOB
8 Chris Coghlan, L (1, 7) OBP: 0.278, SLG: 0.297	C FF 90 B CH 84 B SL 84 F SI 91 F SI 91 B CH 82 X SI 91 3-2 6 G4-3 1B		C FF 91 C SI 92 F CH 84 B CH 83 C SI 92 1-3 ② K		B CH 84 X SI 91 1-0 ③ L8			C SL 84 X SL 86 0-1 ② G4-3		4	0	1	0	0	1	0
6 Ryan Sweeney, L (1, 8) OBP: 0.246, SLG: 0.220	B SI 89 F SI 90 X CH 84 1-1 ① G4-3 1-2		B CH 85 C SI 91 B SL 84 X CH 83 2-1 ③ L8			C SI 91 B FF 92 X CH 84 1-1 ① G4-3		B FF 92 F FF 92 B FF 92 X SL 84 2-1 ③ L6		4	0	0	0	0	0	1
44 Anthony Rizzo, L (1, 3) OBP: 0.406, SLG: 0.500	D CH 84 B SI 92 C CH 83 B SI 92 B SL 84 4-1 BB			B SI 92 B SI 91 B SI 91 B FF 90 4-0 13 HR BB		X CH 84 0-0 ② F8			F SL 82 X SL 82 0-1 13 G6-3 1B	2	1	1	0	2	0	0
13 Starlin Castro, R (1, 6) OBP: 0.318, SLG: 0.454	C SI 92 B SI 92 F SI 91 S CH 83 1-3 ② K			C SL 84 B SI 89 X SI 90 1-1 1-H HR		H SI 92 1-0 HBP			B SI 90 S SL 82 F SL 81 X FF 92 1-2 ① ② G6-3 1-2f	3	1	1	2	0	1	3
24 Luis Valbuena, L (1, 5) OBP: 0.388, SLG: 0.452	C SI 92 F CH 83 B SI 92 X CH 84 1-2 ③ G3-1			X SL 83 0-0 ① G4-1		1 SAFE F FC 90 S SL 80 B SL 81 F FF 92 D SL 82 F FC 89 S FF 93 2-3 ③ K			C FF 91 B SI 92 F FF 92 B SI 92 F SL 82 F SL 81 S SI 91 2-3 ③ K	4	0	0	0	0	2	3
19 Nate Schierholtz, L (1, 9) OBP: 0.270, SLG: 0.312		C SL 82 B CH 84 X SI 91 1-1 ① G4-3		B SI 91 F SL 82 B SI 92 X SI 91 2-1 ② 1B			B SL 81 S SL 83 F SL 83 C FF 90 1-3 ① K			3	0	1	0	0	1	0
12 John Baker, L (1, 2) OBP: 0.207, SLG: 0.173		C SI 91 S SI 92 B SL 86 F SI 91 S CH 82 1-3 ② K		B SL 82 F SI 91 B CH 83 S CH 83 B CH 82 X CH 82 3-2 ③ G4-3			B FF 92 S SL 84 B FF 92 C FF 92 F SL 84 S SL 85 2-3 ② K			3	0	0	0	0	2	0
15 Darwin Barney, R (1, 4) OBP: 0.258, SLG: 0.289		C SL 83 F SI 92 B FF 93 B SI 91 T CH 82 2-2 ③ K			C SL 81 X CH 83 0-1 ① L5		X SL 84 0-0 ③ L7			3	0	0	0	0	1	0
49 Jake Arrieta, R (1, 1) 30 Mike Olt, R (8, PH) OBP: 0.231, SLG: 0.362 46 Pedro Strop, R (8, 1) 54 Neil Ramírez, R (9, 1)			C FF 91 C SI 90 S CH 83 0-3 ① K		S FF 91 C CH 84 B FF 91 F FF 91 B SI 92 X SI 92 2-2 ② G6-3			S FF 91 B FF 92 C FF 92 S SL 84 1-3 ① K		2 1 0 0	0 0 0 0	0 0 0 0	0 0 0 0	1 1 0 0	0 0 0 0	0 0 0 0

Inning Stats	1	2	3	4	5	6	7	8	9
R	0	0	0	2	0	0	0	0	0
E	0	0	0	0	0	0	0	0	0
K	1	2	2	0	0	1	2	1	1
S	13	9	9	8	7	8	8	7	10
H	1	0	0	2	0	0	0	0	1
LOB	2	0	0	0	0	1	0	0	0
BB	1	0	0	1	0	0	0	0	0
P	23	13	12	18	10	12	11	10	13

1B	3
2B	0
3B	0
HR	1
SF	0
SAC	0
DP	1
HBP	1

WP	0
PB	0
SB	0
CS	0
PA	32

AB	29
R	2
H	4
RBI	2
BB	2
SO	10
LOB	7

PITCHER		IP	WLS	BF	H	R	ER	SO	BB	IBB	HBP	BLK	WP	HR	S	P	ERA	WHIP
27 Roberto Hernandez, R ERA: 4.26	(1, 1)	5.2	L	22	3	2	2	5	2	0	1	0	0	1	49	81	3.18	0.882
43 Mario Hollands, L ERA: 2.78	(6, 1)	0.1		1	0	0	0	1	0	0	0	0	0	0	5	7	0.00	0.000
59 Antonio Bastardo, L ERA: 3.13	(7, 1)	2.0		6	0	0	0	3	0	0	0	0	0	0	15	21	0.00	0.000
30 Justin De Fratus, R ERA: 2.4	(9, 1)	1.0		3	1	0	0	1	0	0	0	0	0	0	10	13	0.00	1.000

PITCHER		IP	WLS	BF	H	R	ER	SO	BB	IBB	HBP	BLK	WP	HR	S	P	ERA	WHIP

BOTTOM

Batter	1	2	3	4	5	6	7	8	9	AB	R	H	RBI	BB	SO	LOB
19 Tony Gwynn Jr., L (1, 8) OBP: 0.268, SLG: 0.179	C FF 92 B SL 91 B SI 94 C FF 93 S SL 92 2-3 K ①		B SL 89 B SL 90 C SI 95 F SL 91 D SL 89 S SL 88 3-3 K ③			C SI 95 F SL 88 B SL 88 F SL 88 C FF 93 1-3 K ②		B SL 83 B SI 96 S SI 96 X SI 97 2-1 G4-3 ③		3	0	0	0	0	3	1
59 Antonio Bastardo, R (7, 1)										0	0	0	0	0	0	0
15 John Mayberry Jr., R (8, PH) OBP: 0.355, SLG: 0.582										1	0	0	0	0	0	1
30 Justin De Fratus, S (9, 1)										0	0	0	0	0	0	0
11 Jimmy Rollins, S (1, 6) OBP: 0.346, SLG: 0.405	B CU 81 X FF 94 1-0 F7 ②			C CU 78 B CH 88 F SI 94 B SL 90 F SL 91 B CH 88 S SL 90 3-3 K ①		C CU 78 B SI 94 X SL 84 1-1 P5 ③			B CU 79 X FF 95 1-0 6 DI 9 1B 2B	4	1	1	0	0	1	0
26 Chase Utley, L (1, 4) OBP: 0.368, SLG: 0.481	B FF 94 C CH 89 B CU 79 F SI 94 X SL 90 2-2 G4-3 ③			B SI 95 B CU 79 S SI 95 X SI 95 2-1 G4-3 ②			C CU 77 B CH 88 X SI 93 1-1 L9 ①		C CU 80 X FF 95 0-1 F7 ①	4	0	0	0	0	0	1
6 Ryan Howard, L (1, 3) OBP: 0.303, SLG: 0.406		C FF 93 F CU 79 B FF 95 F SL 90 X CU 81 1-2 G4-3 ①		B CU 80 B SL 90 B SL 90 C FF 95 C SI 94 X SL 90 3-2 G6-3 ③			F SL 87 S SL 87 C FF 94 0-3 K ②		C CU 80 B FF 95 D CU 81 S FF 95 S FF 96 2-3 K ② 2-3	4	0	0	0	0	2	1
3 Marlon Byrd, R (1, 9) OBP: 0.315, SLG: 0.463		B FF 95 S SL 91 F SL 91 B FF 95 B SL 92 F SL 92 F SI 95 C SL 90 3-3 K ②			F CU 76 B SI 93 S SL 89 S FF 94 1-3 K ①		X SL 87 0-0 1B		C FF 96 B FF 95 B FF 94 B FF 96 F FF 95 F FF 96 F SL 90 F FF 95 F FF 96 4-2 B FF 96 9 1B BB	3	0	1	0	1	2	0
9 Domonic Brown, L (1, 7) OBP: 0.266, SLG: 0.320		B CU 79 X CU 80 1-0 G4-3 ③			C SI 95 S CU 80 B SL 89 X SL 90 1-2 2B		C SL 86 B SI 93 B SL 86 S CU 79 D SL 89 S SL 87 3-3 K ③		C FF 94 X CU 80 0-1 1-3 3-H 1B	4	0	2	1	0	1	1
51 Carlos Ruiz, R (1, 2) OBP: 0.387, SLG: 0.390			B SI 94 B CU 80 C FF 95 C SL 91 X SL 91 2-2 G6-3 ①		C FF 94 X SL 89 0-1 G5-3 ②			B SL 83 C SI 96 X SI 96 1-1 17 WP 1B	B FF 95 C FF 94 F SL 88 F FF 95 C CU 80 1-3 K ③	4	0	1	0	0	1	3
17 Reid Brignac, L (1, 5) OBP: 0.314, SLG: 0.356			B CU 81 C SL 92 B SI 95 S SL 90 B CH 89 B SL 89 4-2 27 SH1-3 BB		C CU 78 X SL 86 0-1 L8 ③			D SI 95 C SI 96 S SL 84 F SL 83 D SL 83 X SI 96 2-2 G1-3 ① 1-2		2	0	0	0	1	0	2
27 Roberto Hernandez, R (1, 1) 43 Mario Hollands, L (6, 1) 2 Ben Revere, L (6, PH) OBP: 0.303, SLG: 0.345 (7, 8)			X 0-0 SH1-3 ② 1-2			B SI 93 C SI 91 C CU 77 F SL 86 S SL 87 1-3 K2-3 ①		X SI 97 0-0 G6-3 ②		0	0	0	0	0	0	0
										0	0	0	0	0	0	0
										2	0	0	0	0	1	1

Inning Stats	1	2	3	4	5	6	7	8	9
	R: 0 E: 0 K: 1 S: 7	H: 0 LOB: 0 BB: 0 P: 12	R: 0 E: 0 K: 1 S: 10	H: 0 LOB: 0 BB: 0 P: 15	R: 0 E: 0 K: 1 S: 9	H: 0 LOB: 1 BB: 1 P: 18	R: 0 E: 0 K: 1 S: 9	H: 0 LOB: 0 BB: 0 P: 17	R: 0 E: 0 K: 1 S: 10	H: 1 LOB: 1 BB: 0 P: 12	R: 0 E: 0 K: 2 S: 10	H: 0 LOB: 0 BB: 0 P: 13	R: 0 E: 0 K: 2 S: 9	H: 1 LOB: 1 BB: 0 P: 13	R: 0 E: 0 K: 0 S: 9	H: 1 LOB: 1 BB: 0 P: 14	R: 1 E: 0 K: 2 S: 18	H: 2 LOB: 2 BB: 1 P: 26

	1B: 3	SF: 0	WP: 1	PA: 34
	2B: 2	SAC: 1	PB: 0	
	3B: 0	DP: 0	SB: 0	
	HR: 0	HBP: 0	CS: 0	

PITCHER		IP	WLS	BF	H	R	ER	SO	BB	IBB	HBP	BLK	WP	HR	S	P	ERA	WHIP
49 Jake Arrieta, R ERA: 2.09	(1, 1)	7.0	W	24	2	0	0	9	1	0	0	0	0	0	64	100	0.00	0.429
46 Pedro Strop, R ERA: 4.12	(8, 1)	1.0	H	4	1	0	0	0	0	0	0	0	1	0	9	14	0.00	1.000
54 Neil Ramírez, R ERA: 1.13	(9, 1)	1.0	S	6	2	1	1	2	1	0	0	0	0	0	18	26	9.00	3.000

PITCHER	IP	WLS	BF	H	R	ER	SO	BB	IBB	HBP	BLK	WP	HR	S	P	ERA	WHIP

Chicago Cubs @ Philadelphia Phillies

Citizens Bank Park, Philadelphia, PA

Fri Jun 13 2014, 7:09 PM - 9:58 PM EDT

Att. 26,154 - Cloudy - 72 F

livebaseballscorecards.com

AB	31
R	1
H	5
RBI	1
BB	2
SO	11
LOB	11

Chicago Cubs @ Philadelphia Phillies

Citizens Bank Park, Philadelphia, PA

Sat Jun 14 2014, 3:07 PM - 6:11 PM EDT

Att. 31,524 - Partly Cloudy - 78 F

livebaseballscorecards.com

Batter	1	2	3	4	5	6	7	8	9	AB	R	H	RBI	BB	SO	LOB
21 Junior Lake, R (1, 8) OBP: 0.268, SLG: 0.426	X FF 90 0-0 ① P3		C FF 91 X CU 77 0-1 ② F8		C FF 90 D SI 91 S CH 82 S CH 82 1-3 ② K		B SL 82 F SL 82 B SL 82 F FF 92 B FF 92 F SI 92 S SL 83 3-3 ③ K			4	0	0	0	0	2	1
20 Justin Ruggiano, R (1, 7) OBP: 0.388, SLG: 0.448	C FF 92 B FF 90 S CH 82 B CH 82 B FF 90 X FF 92 3-2 44 1B 1B		X FF 90 0-0 HR		B CH 82 B FF 90 C CH 82 B FF 89 B FF 89 4-1 BB			C SI 96 C SI 97 S SL 84 0-3 ① K		3	1	2	1	1	1	0
44 Anthony Rizzo, L (1, 3) OBP: 0.408, SLG: 0.500	D SI 91 F FF 90 B CH 81 B SI 90 T SI 90 1 SAFE X FF 91 3-2 ② 1-2 1B		X CU 78 0-0 ③ G3-1		C FF 92 B SI 90 2 SAFE X CH 82 1-1 ③ G1-3			B SL 84 B SI 97 F SI 98 C SL 84 X SL 84 2-2 13 1B 24 1B 1B		4	1	2	0	0	0	2
13 Starlin Castro, R (1, 6) OBP: 0.320, SLG: 0.452	C FF 91 B FF 90 B FF 92 S CH 83 S CH 84 2-3 ③ K			X CU 76 0-0 ① G1-3		B FF 92 B FF 92 C FF 92 B FF 92 B FF 93 4-1 19 FC4-6 BB		B SI 96 X SI 97 1-0 24 1B 1-2 1B		3	0	1	0	1	1	1
24 Luis Valbuena, L (1, 4) OBP: 0.390, SLG: 0.471		B SI 89 S CH 82 B FF 89 F SI 89 B CH 81 X SI 91 3-2 ① L9		B SI 89 C SI 89 L SI 90 B CU 77 F CH 83 B SI 91 X CH 80 3-2 HR		B FF 92 B FF 92 C FF 92 F FF 92 F FF 94 X FF 93 2-2 ① F8		C SI 98 B SI 97 X SI 98 1-1 19 G6-4-3 1-2 2-H 1B		4	1	2	2	0	0	1
19 Nate Schierholtz, L (1, 9) OBP: 0.265, SLG: 0.306		C CU 76 F CH 82 F FF 91 B FF 88 F CH 83 F FF 89 X CU 79 1-2 ② F7		B FF 90 C FF 90 B FF 89 X CH 82 2-1 ② G4-3		C FF 93 B FC 89 F FF 93 B SL 81 B FF 93 X FF 93 3-2 ② FC4-6 1-2f		S SL 85 B SI 98 X SI 94 1-1 ②③ G6-4-3 1-2f		4	0	0	0	0	0	3
30 Mike Olt, R (1, 5) OBP: 0.232, SLG: 0.379		C CU 77 B FF 88 B CH 82 X FF 90 2-1 HR		T CH 82 B FF 91 C FF 89 B FF 92 S CU 78 2-3 ③ K		F FF 92 D SL 80 X FF 92 1-1 ③ F9			B SL 78 C FF 91 B FF 91 F SL 79 F FF 91 S FF 92 2-3 ① K	4	1	1	1	0	2	1
32 Eli Whiteside, R (1, 2) OBP: 0.063, SLG: 0.067 12 John Baker, L (9, PH) OBP: 0.205, SLG: 0.171		F FF 91 B FF 91 C CU 77 B CU 77 S CH 83 2-3 ③ K			B CU 76 S FC 89 X CU 78 1-1 36 SH2-4 1B		B SL 81 B FF 91 X FF 91 2-0 ① F7		B FF 92 C FF 92 B FS 85 S FF 92 B FF 92 S FF 92 3-3 ② K	3 1	0 0	1 0	0 0	0 0	1 1	0 0
36 Edwin Jackson, R (1, 1) OBP: 0.077, SLG: 0.115 33 Carlos Villanueva, R (5, 1) 8 Chris Coghlan, L (7, PH) OBP: 0.274, SLG: 0.292 40 James Russell, L (7, 1) 6 Ryan Sweeney, L (9, PH) OBP: 0.242, SLG: 0.217			C SI 90 B SI 88 S CH 81 B SI 91 S FF 89 2-3 ① K		S CH 81 B SI 90 X CH 81 1-1 ① SH2-4 1-2		B FF 92 F FF 92 F CH 85 X SI 92 1-2 ② F9		F FF 92 X FS 86 0-1 ③ G4-3	1 0 1 0 1	0 0 0 0 0	0 0 0 0 0	0 0 0 0 0	0 0 0 0 0	1 0 0 0 0	0 0 0 0 0
Inning Stats	R: 0 E: 0 K: 1 S: 10 H: 2 LOB: 1 BB: 0 P: 18	R: 1 E: 0 K: 1 S: 14 H: 1 LOB: 0 BB: 0 P: 22	R: 1 E: 0 K: 1 S: 7 H: 1 LOB: 0 BB: 0 P: 9	R: 1 E: 0 K: 1 S: 10 H: 1 LOB: 0 BB: 0 P: 17	R: 0 E: 0 K: 1 S: 10 H: 1 LOB: 2 BB: 1 P: 18	R: 0 E: 0 K: 0 S: 10 H: 0 LOB: 1 BB: 1 P: 20	R: 0 E: 0 K: 1 S: 8 H: 0 LOB: 0 BB: 0 P: 14	R: 1 E: 0 K: 1 S: 11 H: 3 LOB: 1 BB: 0 P: 16	R: 0 E: 0 K: 2 S: 9 H: 0 LOB: 0 BB: 0 P: 14	1B: 6 2B: 0 3B: 0 HR: 3	SF: 0 SAC: 1 DP: 1 HBP: 0					

TOP	
AB	33
R	4
H	9
RBI	4
BB	2
SO	9
LOB	9

		WP: 0	PA: 36
		PB: 0	
		SB: 0	
		CS: 0	

PITCHER		IP	WLS	BF	H	R	ER	SO	BB	IBB	HBP	BLK	WP	HR	S	P	ERA	WHIP
55 David Buchanan, R ERA: 5.97	(1, 1)	5.0	W	21	6	3	3	5	1	0	0	0	0	0	3	51	84	5.40	1.400
43 Mario Hollands, L ERA: 2.66	(6, 1)	1.0		4	0	0	0	0	1	0	0	0	0	0	0	10	20	0.00	1.000
30 Justin De Fratus, R ERA: 2.25	(7, 1)	1.0		3	0	0	0	1	0	0	0	0	0	0	0	8	14	0.00	0.000
63 Jake Diekman, L ERA: 4.83	(8, 1)	1.0		5	3	1	1	1	0	0	0	0	0	0	0	11	16	9.00	3.000
58 Jonathan Papelbon, R ERA: 1.37	(9, 1)	1.0	S	3	0	0	0	2	0	0	0	0	0	0	0	9	14	0.00	0.000

PITCHER	IP	WLS	BF	H	R	ER	SO	BB	IBB	HBP	BLK	WP	HR	S	P	ERA	WHIP

Chicago Cubs @ Philadelphia Phillies

Citizens Bank Park, Philadelphia, PA

Sat Jun 14 2014, 3:07 PM - 6:11 PM EDT

Att. 31,524 - Partly Cloudy - 78 F

livebaseballscorecards.com

BOTTOM

Batter	1	2	3	4	5	6	7	8	9	AB	R	H	RBI	BB	SO	LOB
2 Ben Revere, L (1, 8) OBP: 0.301, SLG: 0.342	B FF 91 C FF 90 B SI 91 X FF 91 2-1 ① F7	B FF 93 F SI 92 F FF 94 F SL 88 X SL 88 1-2 E8 1-H 3-H 1B		C FF 93 F FF 96 X FF 95 0-2 ③ G4-3		B SI 89 B FF 90 C SI 88 X SI 90 2-1 ① G3		B FC 88 B FF 87 F FC 88 F FC 89 B FF 90 F FF 89 X FF 89 3-2 ③ G4-3		5	0	1	1	0	0	1
11 Jimmy Rollins, S (1, 6) OBP: 0.344, SLG: 0.402	B FF 93 X SI 93 1-0 ② G3	C FF 93 X FF 94 0-1 ③ L3			B FF 91 B CH 84 F FF 92 B FF 94 X SI 92 3-1 3 S 9 HR 1B	F CU 73 B FF 90 S CU 76 F FF 92 S CU 79 1-3 ② K				4	1	1	0	0	1	1
26 Chase Utley, L (1, 4) OBP: 0.366, SLG: 0.490	C FF 92 F FF 93 F SL 88 B FF 94 B SL 85 X FF 94 2-2 HR		C SI 92 C FF 94 B SL 85 X SI 93 1-2 ① G4-3		**B FF 92** **1 SAFE** **C CU 78** **B SI 93** **F FF 94** 1 SAFE 1 SAFE F FF 92 X FF 93 2-2 ① L9	B CH 82 X CH 81 1-0 ③ G3-1				4	1	1	1	0	0	1
6 Ryan Howard, L (1, 3) OBP: 0.302, SLG: 0.401	B FF 93 X FF 94 1-0 ③ F8		F FF 93 X FF 92 0-1 ② G5-3		X SI 93 0-0 ② F7		B SL 81 S FC 87 B FC 90 B FC 88 B FC 88 4-1 BB			3	0	0	0	1	0	1
3 Marlon Byrd, R (1, 9) OBP: 0.321, SLG: 0.478		C FF 92 B FF 92 S SL 86 B SL 86 B FF 93 X SL 87 3-2 51 1B 3B	C FF 94 B FF 94 X FF 95 1-1 2B		B FF 92 B SL 87 F FF 92 B FF 92 C FF 94 B SI 93 4-2 9 HR **1-2** BB		C FF 89 F FF 89 X CH 81 0-2 ① P4			3	2	2	0	1	0	1
9 Domonic Brown, L (1, 7) OBP: 0.266, SLG: 0.332		X CU 78 0-0 ① G1-3	C CU 80 S FF 94 B FF 95 S FF 95 1-3 ③ K		B CU 80 F FF 94 S FF 94 B FF 95 X FF 94 2-2 **1-H** **2-H** HR		C FC 89 B CU 73 X SL 80 1-1 ② P2			4	1	1	3	0	1	3
51 Carlos Ruiz, R (1, 2) OBP: 0.389, SLG: 0.393		B FF 93 B SI 92 X CH 86 2-0 17 1B 2 1B **3-H** 1B		B FF 92 F SI 90 S FF 89 X FF 94 1-2 ① G5-3	B SI 90 B SI 90 X CH 81 2-0 17 2B 1B		C SI 88 B FC 87 F FF 89 S SL 83 1-3 ③ K			4	1	2	1	0	1	1
17 Reid Brignac, L (1, 5) OBP: 0.327, SLG: 0.388		C SI 94 B FF 94 B CH 88 1 SAFE F SL 85 D FF 89 X SL 86 3-2 2 1B **1-3** 2 E 1B		B CU 79 X FF 93 1-0 ② G4-3	B CU 74 X CH 82 1-0 **1-3** 2B			X FC 86 0-0 ① L7		4	1	2	0	0	0	0
55 David Buchanan, R (1, 1)		M SI 92 C FF 93 S FF 93 0-3 ② K		C FF 92 B FF 93 B FF 93 B FF 92 B FF 92 4-1 BB	C SL 84 F SL 84 B SL 87 B FF 92 X SL 86 2-2 ③ G4-3			B FC 86 C SI 87 B FF 89 F CH 81 X FF 88 2-2 ② P4		1	0	0	0	1	1	2
7 Ronny Cedeno, R (5, PH)										1	0	0	0	0	0	2
43 Mario Hollands, L (6, 1)										0	0	0	0	0	0	0
30 Justin De Fratus, S (7, 1)										0	0	0	0	0	0	0
63 Jake Diekman, R (8, 1)										0	0	0	0	0	0	0
15 John Mayberry Jr., R (8, PH) OBP: 0.357, SLG: 0.574										1	0	0	0	0	0	0
58 Jonathan Papelbon, R (9, 1)										0	0	0	0	0	0	0
Inning Stats	R: 1 E: 0 K: 0 S: 8 H: 1 LOB: 0 BB: 0 P: 14	R: 3 E: 1 K: 1 S: 17 H: 4 LOB: 1 BB: 0 P: 26	R: 0 E: 0 K: 1 S: 11 H: 1 LOB: 1 BB: 0 P: 14	R: 0 E: 0 K: 0 S: 8 H: 0 LOB: 1 BB: 1 P: 14	R: 3 E: 0 K: 0 S: 17 H: 4 LOB: 2 BB: 1 P: 33	R: 0 E: 0 K: 1 S: 7 H: 0 LOB: 0 BB: 0 P: 11	R: 0 E: 0 K: 1 S: 9 H: 0 LOB: 1 BB: 1 P: 15	R: 0 E: 0 K: 0 S: 8 H: 0 LOB: 0 BB: 0 P: 13		1B: 5 2B: 2 3B: 1 HR: 2	SF: 0 SAC: 0 DP: 0 HBP: 0			WP: 0 PB: 0 SB: 1 CS: 0	PA: 37	

	AB	34
	R	7
	H	10
	RBI	6
	BB	3
	SO	4
	LOB	13

PITCHER		IP	WLS	BF	H	R	ER	SO	BB	IBB	HBP	BLK	WP	HR	S	P	ERA	WHIP
36 Edwin Jackson, R ERA: 5.11	(1, 1)	4.2	L	24	8	7	6	2	2	0	0	0	0	2	56	91	11.57	2.143
33 Carlos Villanueva, R ERA: 6.75	(5, 1)	1.1		6	2	0	0	1	0	0	0	0	0	0	12	21	0.00	1.500
40 James Russell, L ERA: 2.6	(7, 1)	2.0		7	0	0	0	1	1	0	0	0	0	0	17	28	0.00	0.500

PITCHER	IP	WLS	BF	H	R	ER	SO	BB	IBB	HBP	BLK	WP	HR	S	P	ERA	WHIP

Chicago Cubs @ Philadelphia Phillies

Citizens Bank Park, Philadelphia, PA

Sun Jun 15 2014, 1:40 PM - 4:16 PM EDT

Att. 41,238 - Sunny - 80 F

TOP

livebaseballscorecards.com

Batter	1	2	3	4	5	6	7	8	9	AB	R	H	RBI	BB	SO	LOB
24 Luis Valbuena, L (1, 5) OBP: 0.382, SLG: 0.460	B SI 92 X SI 92 1-0 ① P6		B KC 80 C SI 92 F SI 91 F CH 87 B KC 81 S KC 82 2-3 ① K		F SI 92 B SI 93 F SI 93 B SI 93 S KC 82 2-3 ① K		B KC 79 B SI 90 F FF 90 X FF 90 2-1 ② F8			4	0	0	0	0	2	1
20 Justin Ruggiano, R (1, 7) OBP: 0.381, SLG: 0.437	X SI 93 0-0 ② B1-3		B KC 82 X SI 93 1-0 44 G3-1 44 WP 13 1B 1B		S KC 83 C KC 84 B FF 93 F KC 85 S SI 94 1-3 ② K		X SI 91 0-0 ③ G5-3			4	1	1	0	0	1	1
44 Anthony Rizzo, L (1, 3) OBP: 0.406, SLG: 0.509	X SI 93 0-0 HR		B SI 94 B CH 87 B KC 80 C FF 93 F FF 93 F KC 84 F SI 89 X FF 94 3-2 ② G3-1 1-3		X KC 82 0-0 ③ G6-3			B CH 86 C FF 90 B CH 85 X KC 79 2-1 ① L9		4	1	1	1	0	0	2
13 Starlin Castro, R (1, 6) OBP: 0.326, SLG: 0.461	C FF 94 B KC 82 F FF 93 B SI 93 X KC 82 2-2 6 1B 1B		X KC 83 0-0 6 S 1B 3-H			F FF 92 B KC 82 S KC 82 B KC 81 F KC 82 X FF 92 2-2 6 F9 19 2B 2B		S SI 92 F CH 87 C SI 92 0-3 ② K		4	1	3	1	0	1	0
6 Ryan Sweeney, L (1, 8) OBP: 0.243, SLG: 0.219	C KC 81 B CH 87 X KC 81 1-1 1-2 1B		B FF 93 C SI 92 B CH 86 C SI 93 X SI 94 2-2 ③ G4-3 1-2			C FF 93 B KC 81 D KC 80 F FF 92 B SI 92 X KC 82 3-2 ① F9 2-3		B SI 91 X FF 90 1-0 ③ L7		4	0	1	0	0	0	2
19 Nate Schierholtz, L (1, 9) OBP: 0.265, SLG: 0.310	C FF 93 X SI 94 0-1 ③ F8			F SI 92 X CH 88 0-1 ① G4-3		B SI 93 F SI 93 S KC 82 X KC 82 1-2 3-H 2B			F FF 98 B SL 86 S SL 86 S SL 88 1-3 ① K	4	0	1	1	0	1	2
15 Darwin Barney, R (1, 4) OBP: 0.250, SLG: 0.280		F SI 91 X SI 91 0-1 ① P4		B KC 82 X FF 93 1-0 ② F9		B SI 94 C SI 92 B SI 93 X SI 93 2-1 ② L8			S FF 99 F FF 100 B FF 101 X SL 89 1-2 ② P5	4	0	0	0	0	0	1
32 Eli Whiteside, R (1, 2) OBP: 0.050, SLG: 0.053		B SI 91 F SI 91 S SI 92 X SI 94 1-2 ② F9		X SI 94 0-0 ③ L4		D KC 83 C SI 92 X SI 93 1-1 ③ P3			S SL 86 S FF 99 S FF 100 0-3 ③ K	4	0	0	0	0	1	1
37 Travis Wood, R (1, 1) OBP: 0.300, SLG: 0.500 54 Neil Ramírez, R (9, 1)		B SI 92 S FF 92 B SI 92 X FF 92 2-1 ③ P5			F FF 92 B FF 93 X SI 92 1-1 1B		B SI 89 X FF 89 1-0 ① F8			3 0	0 0	1 0	0 0	0 0	0 0	0 0
Inning Stats	R: 1 E: 0 K: 0 S: 10 H: 3 LOB: 2 BB: 0 P: 14	R: 0 E: 0 K: 0 S: 7 H: 0 LOB: 0 BB: 0 P: 10	R: 1 E: 0 K: 1 S: 14 H: 2 LOB: 1 BB: 0 P: 22	R: 0 E: 0 K: 0 S: 4 H: 0 LOB: 0 BB: 0 P: 5	R: 0 E: 0 K: 2 S: 10 H: 1 LOB: 1 BB: 0 P: 14	R: 1 E: 0 K: 0 S: 14 H: 2 LOB: 1 BB: 0 P: 23	R: 0 E: 0 K: 0 S: 4 H: 0 LOB: 0 BB: 0 P: 7	R: 0 E: 0 K: 1 S: 6 H: 0 LOB: 0 BB: 0 P: 9	R: 0 E: 0 K: 2 S: 9 H: 0 LOB: 0 BB: 0 P: 11	1B: 5 2B: 2 3B: 0 HR: 1 SF: 0 SAC: 0 DP: 0 HBP: 0						

	AB	35
	R	3
	H	8
	RBI	3
	BB	0
	SO	6
	LOB	10

WP: 1 PB: 0 SB: 1 CS: 0 PA: 35

PITCHER		IP	WLS	BF	H	R	ER	SO	BB	IBB	HBP	BLK	WP	HR	S	P	ERA	WHIP
34 A.J. Burnett, R ERA: 4.17	(1, 1)	8.0	L	32	8	3	3	4	0	0	0	0	1	1	69	104	3.38	1.000
53 Ken Giles, R ERA: 6.75	(9, 1)	1.0		3	0	0	0	2	0	0	0	0	0	0	9	11	0.00	0.000

PITCHER	IP	WLS	BF	H	R	ER	SO	BB	IBB	HBP	BLK	WP	HR	S	P	ERA	WHIP

Chicago Cubs @ Philadelphia Phillies

Citizens Bank Park, Philadelphia, PA

Sun Jun 15 2014, 1:40 PM - 4:16 PM EDT

Att. 41,238 - Sunny - 80 F

livebaseballscorecards.com

BOTTOM

Batter	1	2	3	4	5	6	7	8	9	AB	R	H	RBI	BB	SO	LOB
2 Ben Revere, L (1, 8) OBP: 0.304, SLG: 0.342	B FF 87 B FF 88 B FF 88 C FC 87 C FF 88 B FC 86 4-2 26 S BB		B FF 89 B FC 87 B FF 89 C FF 89 X FF 89 3-1 ③ P6			B FC 88 X FF 90 1-0 11 1B 1B		C FC 86 D FC 87 B SL 81 X FC 85 2-1 ① G3 1-2		3	0	1	0	1	0	1
11 Jimmy Rollins, S (1, 6) OBP: 0.343, SLG: 0.400	F SI 88 F FC 87 F SL 81 F FC 88 X FF 90 0-2 ① L5			C CH 80 B FC 86 X CH 81 1-1 ① P3		F CH 79 B FC 86 X FF 89 1-1 1-2 1B		B FC 87 X CH 81 1-0 ② G5-3		4	0	1	0	0	0	2
26 Chase Utley, L (1, 4) OBP: 0.361, SLG: 0.482	C FC 85 1 SAFE F FC 88 F SL 80 1 SAFE B FC 86 S SL 79 1-3 ② K 1-2			B FC 87 C FC 87 X FF 91 1-1 ② F7		B FC 86 X FC 85 1-0 ② F6		B FC 88 S FC 87 X FF 90 1-1 ③ F8		4	0	0	0	0	1	4
3 Marlon Byrd, R (1, 9) OBP: 0.316, SLG: 0.470	B FC 86 F CH 81 B FC 85 B FC 86 F CH 81 S FF 90 3-3 ③ K			F CH 82 S SI 90 X FC 83 0-2 ③ F7		X FC 86 0-0 ③ P6			B FF 95 C FF 94 B SL 88 X FF 93 2-1 ① F8	4	0	0	0	0	1	3
51 Carlos Ruiz, R (1, 2) OBP: 0.387, SLG: 0.387		B FC 85 X SI 88 1-0 ① P5			B CU 72 B FC 85 B FF 89 B FF 89 4-0 BB		C FC 85 B CU 74 C FF 89 S FC 81 1-3 ① K		B FF 94 C FF 93 F FF 94 B CH 86 B FF 92 X FF 93 3-2 ② L7	3	0	0	0	1	1	0
9 Domonic Brown, L (1, 7) OBP: 0.262, SLG: 0.326		C FC 86 X CU 74 0-1 ② G3-1			C FC 85 B FC 86 S FC 86 B FC 86 S FF 89 2-3 ① K		F FF 90 B FC 87 B FC 87 X FC 86 2-1 ② L9		X FF 93 0-0 ③ F7	4	0	0	0	0	1	1
15 John Mayberry Jr., R (1, 3) OBP: 0.350, SLG: 0.557		B FF 89 B FC 87 F FF 89 X SI 90 2-1 ③ P6			C FC 86 X FF 88 0-1 ② P6		C SI 91 B FF 89 F FC 88 B FF 91 B FC 89 B FC 89 4-2 7 FC5-4 BB			2	0	0	0	1	0	1
7 Ronny Cedeno, R (1, 5)			C FF 87 C CU 73 B FF 89 B FC 86 C FC 86 2-3 ① K		X FC 82 0-0 ③ F7		C CH 79 C FF 90 F SL 81 B FF 89 X FC 82 1-2 ③ FC5-4 1-2f			3	0	0	0	0	1	2
34 A.J. Burnett, R (1, 1) OBP: 0.200, SLG: 0.233 16 César Hernández, S (8, PH) OBP: 0.261, SLG: 0.266 53 Ken Giles, R (9, 1)			X SI 88 0-0 ② G6-3			B FF 88 B FC 86 C FF 87 T FF 87 B FF 89 S FF 88 3-3 ① K		B SI 90 B CH 79 C SI 89 B FC 87 C SI 89 F FF 91 F FF 91 X FF 91 3-2 2 G3 1B		2 1 0	0 0 0	0 1 0	0 0 0	0 0 0	1 0 0	0 0 0
Inning Stats	R: 0 E: 0 K: 2 S: 14 H: 0 LOB: 1 BB: 1 P: 22	R: 0 E: 0 K: 0 S: 5 H: 0 LOB: 0 BB: 0 P: 8	R: 0 E: 0 K: 1 S: 6 H: 0 LOB: 0 BB: 0 P: 11	R: 0 E: 0 K: 0 S: 7 H: 0 LOB: 0 BB: 0 P: 9	R: 0 E: 0 K: 1 S: 6 H: 0 LOB: 1 BB: 1 P: 12	R: 0 E: 0 K: 1 S: 8 H: 2 LOB: 2 BB: 0 P: 14	R: 0 E: 0 K: 1 S: 11 H: 0 LOB: 1 BB: 1 P: 19	R: 0 E: 0 K: 0 S: 10 H: 1 LOB: 1 BB: 0 P: 17	R: 0 E: 0 K: 0 S: 6 H: 0 LOB: 0 BB: 0 P: 11	1B: 3 2B: 0 3B: 0 HR: 0 SF: 0 SAC: 0 DP: 0 HBP: 0						

	AB	30
	R	0
	H	3
	RBI	0
	BB	3
	SO	6
	LOB	14

WP: 0 PB: 0 SB: 1 CS: 0 PA: 33

PITCHER		IP	WLS	BF	H	R	ER	SO	BB	IBB	HBP	BLK	WP	HR	S	P	ERA	WHIP
37 Travis Wood, L ERA: 4.48	(1, 1)	8.0	W	30	3	0	0	6	3	0	0	0	0	0	67	112	0.00	0.750
54 Neil Ramírez, R ERA: 1.06	(9, 1)	1.0	S	3	0	0	0	0	0	0	0	0	0	0	6	11	0.00	0.000

PITCHER	IP	WLS	BF	H	R	ER	SO	BB	IBB	HBP	BLK	WP	HR	S	P	ERA	WHIP

Batter	1	2	3	4	5	6	7	8	9	10	11	12	13	AB	R	H	RBI	BB	SO	LOB
2 Ben Revere, L (1, 8) OBP: 0.300, SLG: 0.336	G4-3		G4-3			G3		G6-3		F7				7	1	1	0	0	0	4
11 Jimmy Rollins, S (1, 6) OBP: 0.339, SLG: 0.394	P4			G4-3		K			F8		26 CS 1B		F9 1-3	6	0	1	0	0	1	1
26 Chase Utley, L (1, 4) OBP: 0.360, SLG: 0.477	F7			P6		P6			3 1B		K 1-2		6 E 3 1B IBB	5	1	1	0	1	1	1
6 Ryan Howard, L (1, 3) OBP: 0.302, SLG: 0.409		HR		K			K		P4		BB		E3 9 WP 3 1B 51 SF9 3-H	5	2	1	2	1	2	2
3 Marlon Byrd, R (1, 9) OBP: 0.317, SLG: 0.467		F7			L7		K		1 SAFE		K		51 SF9 9 WP 17 3B 3-H 1B	6	1	2	1	0	2	1
9 Domonic Brown, L (1, 7) OBP: 0.264, SLG: 0.324		G3			G6-3		G6-3		K			51 G6-4-3 1B	17 3B IBB 1-2 2-3	5	1	1	0	1	1	2
51 Carlos Ruiz, R (1, 2) OBP: 0.381, SLG: 0.382		K			17 1B		F9			F9		G6-4-3 1-2	SF9 2-3 3-H	5	0	1	1	0	1	1
17 Reid Brignac, L (1, 5) OBP: 0.344, SLG: 0.436			G3-1		1B		16 S 1B			K			3B 1-H 3-H	6	0	3	2	0	2	1
35 Cole Hamels, L (1, 1) 16 César Hernández, S (8, PH) 63 Jake Diekman, R (8, 1) 58 Jonathan Papelbon, R (8, 1) 15 John Mayberry, Jr., R (10, PH) 30 Justin De Fratus, S (10, 1) 43 Mario Hollands, L (1, 1) 40 Aaron Altherr, R (10, PH) 59 Antonio Bastardo, R (10, 1)		F7			K		G6-3			F8			BB	2 0 0 0 0 1 2 1 0 0 0 0 0 1 0 0 0 0 0 0 0 0 0 0 0 0 0 0 1 0 1 0 0 0 1 0 0 0 0 0 0 0 0 0 0 0 0 0 0 1 0 0 0 0 0 1 0 0 0 0 1 0 0						
Inning Stats	R: 0 E: 0 K: 0 S: 7 H: 0 LOB: 0 BB: 0 P: 9	R: 1 E: 0 K: 1 S: 10 H: 1 LOB: 0 BB: 0 P: 16	R: 0 E: 0 K: 0 S: 5 H: 0 LOB: 0 BB: 0 P: 7	R: 0 E: 0 K: 1 S: 6 H: 0 LOB: 0 BB: 0 P: 13	R: 0 E: 0 K: 1 S: 13 H: 2 LOB: 2 BB: 0 P: 19	R: 0 E: 0 K: 1 S: 7 H: 0 LOB: 0 BB: 0 P: 12	R: 0 E: 0 K: 2 S: 7 H: 0 LOB: 0 BB: 0 P: 7	R: 0 E: 0 K: 0 S: 9 H: 1 LOB: 1 BB: 0 P: 13	R: 0 E: 0 K: 1 S: 15 H: 2 LOB: 2 BB: 0 P: 24	R: 0 E: 0 K: 1 S: 12 H: 1 LOB: 1 BB: 0 P: 18	R: 0 E: 0 K: 2 S: 11 H: 1 LOB: 1 BB: 1 P: 20	R: 0 E: 0 K: 1 S: 12 H: 1 LOB: 1 BB: 0 P: 19	R: 5 E: 1 K: 0 S: 17 H: 3 LOB: 2 BB: 3 P: 40	1B: 10 2B: 1 3B: 1 HR: 1 SF: 1 SAC: 0 DP: 1 HBP: 0						

PITCHER	IP	WLS	BF	H	R	ER	SO	BB	IBB	HBP	BLK	WP	HR	S	P	ERA	WHIP
49 Julio Teheran, R (1, 1) ERA: 2.31	8.0		28	4	1	1	6	0	0	0	0	0	1	64	96	1.12	0.500
43 Luis Avilán, L (9, 1) ERA: 4.5	0.2		3	1	0	0	0	0	0	0	0	0	0	9	14	0.00	1.500
59 Shae Simmons, R (9, 1) ERA: 1.29	0.1		2	1	0	0	1	0	0	0	0	0	0	6	10	0.00	3.000
52 Jordan Walden, R (10, 1) ERA: 3.86	1.0		4	1	0	0	1	0	0	0	0	0	0	12	18	0.00	1.000
48 David Carpenter, R (11, 1) ERA: 4.23	1.0		5	2	0	0	2	1	0	0	0	0	0	14	25	0.00	3.000

PITCHER	IP	WLS	BF	H	R	ER	SO	BB	IBB	HBP	BLK	WP	HR	S	P	ERA	WHIP
38 Anthony Varvaro, R (12, 1) ERA: 2.77	1.0		3	0	0	0	1	0	0	0	0	0	0	9	14	0.00	0.000
57 David Hale, R (13, 1) ERA: 3.11	1.0	L	10	3	5	2	0	1	2	0	0	1	0	17	40	18.00	4.000

TOP

Philadelphia Phillies @ Atlanta Braves

Turner Field, Atlanta, GA

Mon Jun 16 2014, 7:15 PM - 12:00 AM EDT

Att. 23,900 - Partly Cloudy - 89 F

livebaseballscorecards.com

AB	50
R	6
H	12
RBI	6
BB	4
SO	11
LOB	17

WP: 1 PB: 0 SB: 2 CS: 1 PA: 55

Batter	1	2	3	4	5	6	7	8	9	10	11	12	13	AB	R	H	RBI	BB	SO	LOB
22 Jason Heyward, L (1, 9) OBP: 0.332, SLG: 0.379	B FF 89 S CH 79 X FF 89 1-1 G3		B CH 84 C FC 87 B CH 84 F SI 92 B SI 92 F SI 91 B CH 85 4-2 2 CS BB			B FC 87 X FF 89 1-0 G1-3		C SL 83 S SL 83 B SI 98 F SI 96 S SL 84 1-3 K	C FS 86 B SL 79 B FF 93 S FF 92 S FS 86 2-3 K			B SL 83 C SL 82 B SL 82 C FF 91 X SL 84 2-2 G4-3		5	0	0	0	1	2	2
2 B.J. Upton, R (1, 8) OBP: 0.282, SLG: 0.345	S FF 91 S FF 92 B FF 91 C FF 91 1-3 K		1 SAFE 0-0 CS 1-2	X FF 91 0-0 G4-3		F CH 83 X FF 91 0-1 G6-3		F SI 97 B SI 96 F SI 97 B SI 98 X SI 97 2-2 5 1B		C SL 81 S SL 82 S SL 80 0-3 K		B SL 84 C SL 83 S SL 84 B SL 84 C FF 92 2-3 K		6	0	1	0	0	3	0
5 Freddie Freeman, L (1, 3) OBP: 0.374, SLG: 0.492	S CH 84 B CH 84 B FC 89 S FF 92 X CU 79 2-2 2B			B FC 88 X FC 88 1-0 F8		C FF 91 B CH 84 B FC 88 F FF 91 C FC 88 2-3 K		B SI 97 C SI 95 B SI 94 F SI 97 X SL 84 2-2 1-2 1B		S SL 82 B FF 91 X SI 93 1-1 3B		B CH 86 B FF 90 X SL 83 2-0 F9		6	0	3	0	0	1	0
24 Evan Gattis, R (1, 2) OBP: 0.350, SLG: 0.582 17 Jordan Schafer, L (10, PR) OBP: 0.250, SLG: 0.271 48 David Carpenter, R (11, 1) 38 Anthony Varvaro, R (12, 1) 57 David Hale, R (13, 1) OBP: 0.083, SLG: 0.091 26 Dan Uggla, R (13, PH) OBP: 0.237, SLG: 0.238	X FF 90 0-0 P4			F CH 83 F CU 78 S FF 92 0-3 K			S CU 76 B CU 76 F CU 77 B FF 92 X CH 83 2-2 8 2B 1B	F SL 83 B SI 98 C SI 97 B SI 96 C SI 98 2-3 K		I IN 70 I IN 72 I IN 71 I IN 70 4-0 23 DI IBB			B CH 84 B FF 90 X FF 91 2-0 P4	4 0 0 0 0 1	0 0 0 0 0 0	1 0 0 0 0 0	0 0 0 0 0 0	1 0 0 0 0 0	2 0 0 0 0 0	3 0 0 0 0 0
8 Justin Upton, R (1, 7) OBP: 0.355, SLG: 0.517		B FF 91 C FF 92 X FF 92 1-1 F9	C FC 87 T FF 90 X FF 93 0-2 G3-1			L FF 91 X CH 84 0-1 1-3 2B		F FF 92 F FF 93 B FF 91 F SL 79 F FF 93 B FF 93 X FF 93 2-2 23 1B 19 1B		B FF 91 S CH 83 X SL 81 1-1 P3			C CH 83 F FF 91 B SL 84 B FF 91 F SL 83 B SL 84 F FF 92 X SL 85 3-2 P3	6	1	2	0	0	0	2
23 Chris Johnson, R (1, 5) OBP: 0.295, SLG: 0.352	C CH 84 B FF 92 S CH 84 F FF 92 B SI 92 B CH 84 X FF 91 3-2 7 L4-3 1B		B CU 77 B FC 87 C FF 93 C FC 87 S CH 85 2-3 K			H FC 88 1-0 19 G4-6-3 HBP		F SL 80 X FF 94 0-1 19 1B 1-2		B SL 82 S CH 84 S SL 82 F FF 92 B FF 92 S CH 85 2-3 K 1-2			B FF 90 F FF 91 C CH 85 X CH 86 1-2 1B	5	0	3	0	0	2	2
7 Tommy La Stella, L (1, 4) OBP: 0.449, SLG: 0.419	T FF 90 B FC 87 B FC 86 C CH 83 F FF 91 X CH 84 2-2 L4-3 1-1		B FF 90 B FC 88 C FF 92 F FC 88 B FC 88 X FF 92 3-2 19 BB 1B			C SI 90 X FF 90 0-1 L5		B FF 91 C FF 92 S FF 92 F FF 93 X FF 93 1-2 F7		B FF 92 F FF 93 F FF 94 S SL 81 1-3 K			C CH 83 B SL 84 X SL 84 1-1 G3	6	0	1	0	0	1	7
19 Andrelton Simmons, R (1, 6) OBP: 0.288, SLG: 0.376			B FF 92 C FC 87 F CH 83 S CU 78 1-3 K			C CH 82 B SI 90 B FF 92 B CU 76 B FF 90 4-1 1-2 BB		F FF 92 X FC 88 0-1 2-f G4-6-3		C SL 80 C FF 92 B FF 93 F FF 93 X FF 93 1-2 2-H 1B			B SL 81 B SL 80 F FF 94 F FF 92 X CH 84 2-2 G6-3	4	0	1	1	1	1	3
49 Julio Teheran, R (1, 1) OBP: 0.174, SLG: 0.143 14 Ramiro Pena, S (8, PH) OBP: 0.275, SLG: 0.363 43 Luis Avilan, L (9, 1) 59 Shae Simmons, R (9, 1) 4 Ryan Doumit, S (9, PH) OBP: 0.220, SLG: 0.271 52 Jordan Walden, R (10, 1) 11 Gerald Laird, R (11, 2) OBP: 0.321, SLG: 0.292			C FF 92 B FF 92 X CH 83 1-1 G6-3			B FF 93 S CH 83 B FF 93 F FF 92 C FF 92 2-3 K			S SI 97 F SL 85 X SL 81 0-2 G5-3	F FS 87 B FF 92 C SL 80 S FF 93 1-3 K		F FF 93 X FF 94 0-1 G3-1		2 1 0 0 1 0	0 0 0 0 0 0	0 0 0 0 0 0	0 0 0 0 1 0	1 0 0 0 0 0	2 0 0 0 2 0	2 0 0 0 0 0
Inning Stats	R: 0 E: 0 K: 1 S: 9 H: 1 LOB: 1 BB: 0 P: 13	R: 0 E: 0 K: 0 S: 10 H: 1 LOB: 0 BB: 0 P: 16	R: 0 E: 0 K: 1 S: 8 H: 0 LOB: 0 BB: 1 P: 14	R: 0 E: 0 K: 1 S: 5 H: 0 LOB: 0 BB: 0 P: 6	R: 0 E: 0 K: 2 S: 13 H: 1 LOB: 2 BB: 1 P: 24	R: 0 E: 0 K: 1 S: 6 H: 0 LOB: 0 BB: 0 P: 9	R: 0 E: 0 K: 0 S: 9 H: 2 LOB: 2 BB: 0 P: 12	R: 0 E: 0 K: 2 S: 16 H: 2 LOB: 2 BB: 0 P: 23	R: 1 E: 0 K: 2 S: 21 H: 3 LOB: 2 BB: 0 P: 28	R: 0 E: 0 K: 2 S: 11 H: 1 LOB: 3 BB: 1 P: 19	R: 0 E: 0 K: 1 S: 8 H: 0 LOB: 0 BB: 0 P: 11	R: 0 E: 0 K: 1 S: 7 H: 0 LOB: 0 BB: 0 P: 13	R: 0 E: 0 K: 0 S: 11 H: 1 LOB: 1 BB: 0 P: 18	1B: 9 2B: 3 3B: 1 HR: 0 SF: 0 SAC: 0 DP: 2 HBP: 1	WP: 0 PB: 0 SB: 0 CS: 1 PA: 53						

PITCHER		IP	WLS	BF	H	R	ER	SO	BB	IBB	HBP	BLK	WP	HR	S	P	ERA	WHIP
35 Cole Hamels, L ERA: 2.78	(1, 1)	7.0		26	5	0	0	6	2	0	1	0	0	0	60	94	0.00	1.000
63 Jake Diekman, L ERA: 4.68	(8, 1)	1.0	H	5	2	0	0	2	0	0	0	0	0	0	16	23	0.00	2.000
58 Jonathan Papelbon, R ERA: 1.65	(9, 1)	1.0	B	6	3	1	1	2	0	0	0	0	0	0	21	28	9.00	3.000
30 Justin De Fratus, R ERA: 2.12	(10, 1)	1.0		5	1	0	0	2	0	1	0	0	0	0	11	19	0.00	1.000
43 Mario Hollands, L ERA: 2.55	(11, 1)	1.0		3	0	0	0	1	0	0	0	0	0	0	8	11	0.00	0.000

PITCHER		IP	WLS	BF	H	R	ER	SO	BB	IBB	HBP	BLK	WP	HR	S	P	ERA	WHIP
59 Antonio Bastardo, L ERA: 2.94	(12, 1)	2.0	W	7	1	0	0	1	0	0	0	0	0	0	18	31	0.00	0.500

BOTTOM

Philadelphia Phillies @ Atlanta Braves

Turner Field, Atlanta, GA

Mon Jun 16 2014, 7:15 PM - 12:00 AM EDT

Att. 23,900 - Partly Cloudy - 89 F

livebaseballscorecards.com

AB	48
R	1
H	12
RBI	1
BB	3
SO	14
LOB	23

Batter	1	2	3	4	5	6	7	8	9	AB	R	H	RBI	BB	SO	LOB
11 Jimmy Rollins, S (1, 6) OBP: 0.340, SLG: 0.396	C FF 91 F FF 92 B FF 95 F SL 82 X CH 84 1-2 6 HR 2B	C FF 90 C FF 90 S SL 84 0-3 ③ K		D CH 85 F SL 82 X FF 93 1-1 ③ G3-1		B CH 84 S SL 82 D CH 85 S SL 85 X FF 94 2-2 ③ F7		F SI 92 B CH 86 B SI 92 B SI 91 B FF 91 4-1 51 FC6-4 1-2 2-3 BB		4	1	1	0	1	1	2
51 Carlos Ruiz, R (1, 2) OBP: 0.382, SLG: 0.387	X FF 91 0-0 ① G6-3		C SL 80 B FF 89 B SL 81 B SL 84 X FF 93 3-1 ① F9		F SL 83 B FF 89 B FF 92 C FF 92 X SL 84 2-2 2B		B FF 90 F FF 91 S SL 86 X SI 93 1-2 1B	X FF 95 0-0 ③ FC6-4 1-2f		5	0	2	0	0	0	4
3 Marlon Byrd, R (1, 9) OBP: 0.315, SLG: 0.462	S FF 94 S FF 92 S SL 83 0-3 ② K		B FF 93 C SL 84 B FF 91 X FF 93 2-1 ② G6-3		F SL 84 B FF 93 B FF 91 B SL 83 F FF 92 X FF 92 3-2 ① G1-3		C SL 86 B SI 91 X SI 92 1-1 ① F8		X SI 94 0-0 E6 9 S 9 E 1B	5	1	1	0	0	1	3
6 Ryan Howard, L (1, 3) OBP: 0.308, SLG: 0.420	B FF 93 F CH 85 B FF 93 B FF 94 F CH 86 X FF 94 3-2 2-H HR		F SL 83 B CH 84 F FF 94 B SL 83 X CH 86 2-2 ③ F9		B FF 94 B FF 93 I I 4-0 IBB		D SL 87 F SL 87 B CH 84 1 SAFE F SL 86 B KC 76 X KC 78 3-2 ② F8		S SI 92 D SI 92 B SI 93 B SI 92 S SI 91 B SI 88 4-2 9 E BB	3	1	1	2	2	0	1
9 Domonic Brown, L (1, 7) OBP: 0.266, SLG: 0.322	X FF 92 0-0 15 BB 1B			C SL 80 B CH 82 S FF 93 B SL 84 B SL 81 B FF 95 4-2 17 2B 16 PB BB	B CH 82 S CH 84 F FF 94 D SL 84 D CH 85 F CH 86 X FF 95 3-2 ② F8		B SI 92 1 SAFE B SI 91 X FF 91 2-0 ③ P6		B SI 90 C SI 94 X SI 94 1-1 E6 17 G1-6-3 1-2 2-H	4	1	1	1	1	0	4
15 John Mayberry Jr., R (1, 8) OBP: 0.360, SLG: 0.541	B SL 84 B SL 83 B FF 93 C FF 93 C FF 92 B SL 84 4-2 1-2 BB			C FF 90 1 SAFE B FF 93 F SL 80 F FF 92 1 SAFE 1 SAFE B FF 92 X SL 84 2-2 ① P6	X FF 94 0-0 ③ G6-3			C FF 92 B FF 92 B FF 92 B SL 84 B FF 93 4-1 11 BB 26 BB BB	C SI 95 F SI 93 F CH 79 B FF 93 X SI 92 1-2 ① F8	3	0	0	0	2	0	5
17 Reid Brignac, L (1, 5) OBP: 0.348, SLG: 0.450	S FF 93 B FF 92 X SL 82 1-1 ③ F9			C SL 79 F CH 82 X SL 82 0-2 16 PB 16 1B 1-3 2B		B FF 93 X FF 93 1-0 38 SH3-4 1B		B SI 93 F FF 92 S FF 92 1 SAFE B CH 87 F SI 93 F SL 88 F FF 94 B CH 85 3-3 ① S CH 87 K	B SI 92 F SI 92 X SI 94 1-1 ②③ G1-6-3 1-2f	5	1	2	0	0	1	5
16 César Hernández, S (1, 4) OBP: 0.270, SLG: 0.275		C FF 89 S SL 81 X FF 91 0-2 38 CS 1B		S SL 80 D SL 80 B SL 83 L SL 81 X SL 83 2-2 2-H 3-H 1B		C FF 90 1 SAFE F FF 92 S SL 81 0-3 ① K		F FF 94 1 SAFE F FF 93 F SL 90 1 SAFE B SI 93 T KC 78 1-2 ② K		4	0	2	1	0	2	2
38 Kyle Kendrick, R (1, 1) OBP: 0.107, SLG: 0.074 26 Chase Utley, L (8, PH) OBP: 0.362, SLG: 0.477 63 Jake Diekman, R (8, 1) 58 Jonathan Papelbon, R (9, 1)		L FF 90 1 SAFE L FF 88 B SL 78 C SL 84 1-3 ①② K 1-2		C FF 91 S SL 80 F SL 82 T FF 93 0-2 ② K		X FF 90 0-0 ② SH3-4 1-2		B FF 92 B FF 93 C FF 93 S SI 92 F SI 92 B CH 85 B CH 86 4-2 11 BB 1-2 BB		2 0 0 0	0 0 0 0	0 0 0 0	0 1 0 0	0 0 0 0	2 0 0 0	2 0 0 0
Inning Stats	R: 2 E: 0 K: 1 S: 16 H: 3 LOB: 2 BB: 1 P: 25	R: 0 E: 0 K: 2 S: 9 H: 1 LOB: 0 BB: 0 P: 10	R: 0 E: 0 K: 0 S: 7 H: 0 LOB: 0 BB: 0 P: 14	R: 2 E: 0 K: 1 S: 18 H: 2 LOB: 1 BB: 1 P: 27	R: 0 E: 0 K: 0 S: 11 H: 1 LOB: 2 BB: 1 P: 23	R: 0 E: 0 K: 1 S: 8 H: 1 LOB: 1 BB: 0 P: 11	R: 0 E: 0 K: 0 S: 9 H: 1 LOB: 1 BB: 0 P: 16	R: 0 E: 0 K: 2 S: 16 H: 0 LOB: 3 BB: 3 P: 32	R: 1 E: 2 K: 0 S: 11 H: 1 LOB: 1 BB: 1 P: 18	1B: 6 2B: 3 3B: 0 HR: 1 SF: 0 SAC: 1 DP: 1 HBP: 0						WP: 0 PB: 1 SB: 1 CS: 1 PA: 43	

PITCHER		IP	WLS	BF	H	R	ER	SO	BB	IBB	HBP	BLK	WP	HR	S	P	ERA	WHIP
30 Ervin Santana, R ERA: 4.12	(1, 1)	6.0	L	28	8	4	3	5	2	1	0	0	0	1	69	110	4.50	1.667
51 Pedro Beato, R ERA:	(7, 1)	1.2		9	1	0	0	2	3	0	0	0	0	0	24	47	0.00	2.400
59 Shae Simmons, R ERA: 1.23	(8, 1)	0.1		1	0	0	0	0	0	0	0	0	0	0	1	1	0.00	0.000
43 Luis Avilán, L ERA: 4.7	(9, 1)	1.0		5	1	1	1	0	1	0	0	0	0	0	11	18	9.00	2.000

PITCHER	IP	WLS	BF	H	R	ER	SO	BB	IBB	HBP	BLK	WP	HR	S	P	ERA	WHIP

TOP

Philadelphia Phillies @ Atlanta Braves

Turner Field, Atlanta, GA

Tue Jun 17 2014, 7:11 PM - 10:16 PM EDT

Att. 41,631 - Partly Cloudy - 88 F

livebaseballscorecards.com

AB	35
R	5
H	10
RBI	4
BB	7
SO	7
LOB	28

BOTTOM

Batter	1	2	3	4	5	6	7	8	9	AB	R	H	RBI	BB	SO	LOB
22 Jason Heyward, L (1, 9) OBP: 0.334, SLG: 0.384	C FC 86 C CH 81 C SI 90 0-3 ① K	C FC 87 B SI 90 S FC 88 B FC 89 F CH 83 X SI 92 2-2 2 1B 2B	C SI 90 F CH 82 B FC 88 X SL 78 1-2 2-H 1B	B SI 94 C SI 96 F SI 97 B SL 84 T SL 82 2-2 ① K						4	0	2	1	0	2	0
2 B.J. Upton, R (1, 8) OBP: 0.281, SLG: 0.344	C SI 91 F CH 82 C SI 91 0-3 ② K	X FC 88 0-0 2-3 1B	C SI 92 B SI 91 B SI 91 B FC 87 X SI 90 3-1 ③ G6-3					C SI 96 C SL 82 B SI 96 X SI 97 1-2 ② F8		4	0	1	0	0	1	1
5 Freddie Freeman, L (1, 3) OBP: 0.372, SLG: 0.493	X SI 90 0-0 2B	B FC 87 C FC 88 F CH 83 X SI 91 1-2 ③ F9				F CH 80 B CH 82 F SI 90 S FC 88 1-3 ① K		B SI 95 C SL 84 B SI 97 T SI 97 B SI 95 F SI 97 F SI 97 S SI 97 3-3 ③ K		4	0	1	0	0	2	2
8 Justin Upton, R (1, 7) OBP: 0.351, SLG: 0.510 51 Pedro Beato, R (7, 1) 59 Shae Simmons, R (8, 1) 43 Luis Avilán, L (9, 1) 4 Ryan Doumit, S (9, PH) OBP: 0.227, SLG: 0.268	C SI 91 T FC 87 B CH 83 B CH 83 X FC 88 2-2 ③ G6-3			F SI 89 B SI 90 B SI 90 X CH 82 2-1 ① L7		C FC 88 X SI 90 0-1 ② P3			S FF 89 X FF 89 0-1 ① L9	3 0 0 0 1	0 0 0 0 0	0 0 0 0 0	0 0 0 0 0	0 0 0 0 0	0 0 0 0 0	1 0 0 0 0
7 Tommy La Stella, L (1, 4) OBP: 0.425, SLG: 0.394		B SI 89 B CH 80 S FC 86 B CH 80 S FC 87 X SI 90 3-2 ① L4		B SI 88 C FC 88 X CH 82 1-1 ② F7		B SI 90 F FC 88 B FC 88 X SI 90 2-1 ③ G6-3			B FF 89 X FF 89 1-0 ② G3-1	4	0	0	0	0	0	0
23 Chris Johnson, R (1, 5) OBP: 0.295, SLG: 0.355		B SL 76 X SI 90 1-0 ② G6-3		B CH 81 F SI 90 B SI 91 S FC 88 X SI 91 2-2 ③ G4-3			B FC 88 X SI 89 1-0 19 1B 11 G6-3 2B		C FF 90 S FS 85 X SL 78 0-2 ③ L5	4	1	1	0	0	0	0
19 Andrelton Simmons, R (1, 6) OBP: 0.288, SLG: 0.376		C SI 91 C CH 82 X FC 88 0-2 ③ G4-3		C FC 88 F SI 89 S CH 82 0-3 ① K2-3			X SI 90 0-0 11 G6-3 2-3 1B			3	0	1	0	0	1	0
11 Gerald Laird, R (1, 2) OBP: 0.321, SLG: 0.284			C FC 86 F FC 86 B FC 88 X SI 91 1-2 ① G6-3	B SI 90 B CH 80 B SI 90 C SI 89 B SI 90 4-1 30 SH2-4 22 1B BB			X SI 89 0-0 ① ② G6-3 1-2f 3-H			2	1	0	0	1	0	1
30 Ervin Santana, R (1, 1) OBP: 0.100, SLG: 0.100 17 Jordan Schafer, L (7, 7) OBP: 0.250, SLG: 0.265			B SI 89 C SI 88 F SI 89 S FC 87 1-3 ② K		X FC 86 0-0 ② SH2-4 1-2		C FC 88 F FC 88 B SI 91 S CH 84 1-3 ③ K			1 1	0 0	0 0	0 0	0 0	1 1	0 0
Inning Stats	R: 0 E: 0 K: 2 S: 10 H: 1 LOB: 1 BB: 0 P: 12	R: 0 E: 0 K: 0 S: 7 H: 0 LOB: 0 BB: 0 P: 11	R: 0 E: 0 K: 1 S: 14 H: 2 LOB: 2 BB: 0 P: 19	R: 0 E: 0 K: 0 S: 7 H: 0 LOB: 0 BB: 0 P: 12	R: 1 E: 0 K: 1 S: 10 H: 1 LOB: 1 BB: 1 P: 18	R: 0 E: 0 K: 1 S: 7 H: 0 LOB: 0 BB: 0 P: 10	R: 1 E: 0 K: 1 S: 6 H: 2 LOB: 0 BB: 0 P: 8	R: 0 E: 0 K: 2 S: 11 H: 0 LOB: 0 BB: 0 P: 17	R: 0 E: 0 K: 0 S: 6 H: 0 LOB: 0 BB: 0 P: 7	1B: 3 2B: 3 3B: 0 HR: 0	SF: 0 SAC: 1 DP: 1 HBP: 0	WP: 0 PB: 0 SB: 0 CS: 0	PA: 33				

PITCHER		IP	WLS	BF	H	R	ER	SO	BB	IBB	HBP	BLK	WP	HR	S	P	ERA	WHIP
38 Kyle Kendrick, R ERA: 3.97	(1, 1)	7.0	W	27	6	2	2	6	1	0	0	0	0	0	61	90	2.57	1.000
63 Jake Diekman, L ERA: 4.54	(8, 1)	1.0	H	3	0	0	0	2	0	0	0	0	0	0	11	17	0.00	0.000
58 Jonathan Papelbon, R ERA: 1.59	(9, 1)	1.0	S	3	0	0	0	0	0	0	0	0	0	0	6	7	0.00	0.000

PITCHER	IP	WLS	BF	H	R	ER	SO	BB	IBB	HBP	BLK	WP	HR	S	P	ERA	WHIP

Philadelphia Phillies @ Atlanta Braves

Turner Field, Atlanta, GA

Tue Jun 17 2014, 7:11 PM - 10:16 PM EDT

Att. 41,631 - Partly Cloudy - 88 F

livebaseballscorecards.com

AB	31
R	2
H	6
RBI	1
BB	1
SO	8
LOB	5

Philadelphia Phillies @ Atlanta Braves

Turner Field, Atlanta, GA

Wed Jun 18 2014, 12:11 PM - 3:42 PM EDT

Att. 28,500 - Sunny - 90 F

TOP

livebaseballscorecards.com

Batter	1	2	3	4	5	6	7	8	9	AB	R	H	RBI	BB	SO	LOB
16 César Hernández, S (1, 6) OBP: 0.288, SLG: 0.307	X FF 86 21 1B 21 S 3 1B 1B	C SI 85 C SI 85 B CU 71 S SL 81 K ②	B CH 82 C SI 88 B CU 73 B SI 87 X SI 88 F8 ②		C CU 70 C CH 84 B SI 88 B SI 88 B SI 89 X SI 90 26 G3-1 6 1B 2B		C FF 90 X SI 91 26 FC4-6 1B		C FF 94 F FF 93 F SL 84 F FF 96 B FF 94 B SL 85 X FF 95 F7 ①	6	2	3	0	0	1	0
21 Wil Nieves, R (1, 2) OBP: 0.273, SLG: 0.407 51 Carlos Ruiz, R (9, PR) OBP: 0.382, SLG: 0.387 (9, 2)	B FF 87 1 SAFE C FF 89 P PO 82 S FF 89 X FF 89 3 1B 6 WP 15 BB 1-3 1B	B SL 84 F SI 87 S CU 73 B CU 73 X FF 88 26 1B 2B	X FF 87 F8 ③		B CH 82 B FF 88 X FF 86 G6-3 ①		B SI 90 X CU 80 F8 ①		S FF 96 B SL 85 B SL 82 F FF 96 X FF 96 26 G4-3 2B	6 0	2 0	3 0	0 0	0 0	0 0	2 0
26 Chase Utley, L (1, 4) OBP: 0.362, SLG: 0.473	B FF 86 X SI 88 P6 ①	C CH 82 B FF 86 B CH 83 S CU 73 X CU 74 6 2B 2-H 1B		C SI 86 B FF 88 X SI 87 3 E 6 1B 17 BB 1B	C FF 87 F SI 88 X SI 89 G3-1 ②		1 SAFE X SI 91 FC4-6 6 WP 1-2f ②		B FS 84 B SL 84 F FF 95 B FF 94 F FF 94 X FF 95 G4-3 ②	6	2	2	1	0	0	5
6 Ryan Howard, L (1, 3) OBP: 0.315, SLG: 0.427	B CH 82 B SL 79 I IN 75 I IN 72 15 BB 3 1B 1-2 IBB	C FF 88 X SL 80 3 WP 3 1B 1-H 2B		B SL 78 D FF 88 F FF 90 X FF 90 17 BB 3 E 1-2 1B	B SL 78 S SI 88 B FF 90 B SI 90 X SI 90 3-H 1B		1 SAFE B CU 78 S CU 80 1 SAFE S CU 79 B CU 81 S CU 80 1-2		C SL 83 B FF 95 S FF 95 F FF 95 B SL 85 F SL 84 S FF 96 K ③	5	1	3	2	1	2	3
3 Marlon Byrd, R (1, 9) OBP: 0.320, SLG: 0.476	X FF 86 15 BB 1-2 2-3 3-H 1B	C FF 88 F FF 88 D FF 89 B SL 80 X FF 88 9 2B 15 1B 2-H 1B		B FF 87 X SI 89 FC6 17 BB 1-2 2-3 1B	C SI 90 B SI 90 X SI 91 F9 ③			S FF 88 B FF 90 S FF 90 B FF 90 X FF 90 HR	5	2	3	3	0	0	3
9 Domonic Brown, L (1, 7) OBP: 0.272, SLG: 0.332	B FF 89 C SI 90 B SI 89 F SI 89 F SL 82 S CU 72 K ②	D SI 87 D SI 88 X SI 87 15 1B 1-3 2B		B FF 88 B CH 84 B SI 88 X SI 88 F8 ①		S CH 86 B CH 79 X CH 81 17 S 1B		X SI 91 15 FC4-6 1B	5	1	3	0	0	1	6
15 John Mayberry Jr., R (1, 8) OBP: 0.363, SLG: 0.526	D SL 82 S FF 89 S FF 88 D CU 72 B FF 89 B FF 89 1-2 2-3 3-H BB	C FF 88 X SL 81 2-H 3-H 1B		C FF 88 C SI 90 C FF 88 K ②		C CH 88 C KC 74 S SL 84 K ①		B SI 90 X SI 89 FC4-6 1-2f ①	4	0	1	3	1	2	5
17 Reid Brignac, L (1, 5) OBP: 0.338, SLG: 0.422	B SI 87 B FF 87 F SI 87 F SI 88 T FF 90 K ③	F SI 89 X SL 80 F9 ③		B SI 90 B SI 90 F SI 88 B FF 90 C FF 89 F SI 91 B FF 91 1-2 2-3 3-H BB		S SL 82 1 SAFE B KC 74 S SL 84 F SL 82 X SI 89 F8 1-2 ②		B CU 80 F FF 90 F CU 79 S CU 79 K ②	4	0	0	1	1	2	6
27 Roberto Hernandez, R (1, 1) 59 Antonio Bastardo, R (7, 1) 2 Ben Revere, L (8, PH) OBP: 0.298, SLG: 0.335 53 Ken Giles, R (8, 1)		C CH 82 X FF 85 G4-3 ①	C CH 84 S CH 84 B SI 86 B FF 87 X FF 87 G1-3 ①	X FF 87 G6-3 ③		C SI 88 X SI 90 G6-3 ③		C CU 76 X FF 90 G6-3 ③	4 0 1 0	0 0 0 0	0 0 0 0	0 0 0 0	0 0 0 0	0 0 0 0	4 0 1 0

Inning Stats	1	2	3	4	5	6	7	8	9
	R: 2 E: 0 K: 2 S: 16 H: 3 LOB: 3 BB: 2 P: 30	R: 5 E: 0 K: 1 S: 21 H: 6 LOB: 1 BB: 0 P: 30	R: 0 E: 0 K: 0 S: 6 H: 0 LOB: 0 BB: 0 P: 11	R: 1 E: 1 K: 1 S: 13 H: 2 LOB: 3 BB: 1 P: 24	R: 1 E: 0 K: 0 S: 11 H: 2 LOB: 1 BB: 0 P: 20	R: 0 E: 0 K: 1 S: 11 H: 1 LOB: 1 BB: 0 P: 13	R: 0 E: 0 K: 1 S: 7 H: 1 LOB: 1 BB: 0 P: 10	R: 1 E: 0 K: 1 S: 10 H: 2 LOB: 1 BB: 0 P: 14	R: 0 E: 0 K: 1 S: 16 H: 1 LOB: 2 BB: 0 P: 25

AB	46
R	10
H	18
RBI	10
BB	3
SO	8
LOB	35

1B: 12 SF: 0
2B: 5 SAC: 0
3B: 0 DP: 0
HR: 1 HBP: 0

WP: 3 PA: 49
PB: 0
SB: 2
CS: 0

PITCHER	IP	WLS	BF	H	R	ER	SO	BB	IBB	HBP	BLK	WP	HR	S	P	ERA	WHIP
34 Aaron Harang, R (1, 1) ERA: 3.83	5.0	L	32	13	9	8	4	2	1	0	0	2	0	67	115	14.40	3.000
51 Pedro Beato, R (6, 1) ERA:	1.0		4	1	0	0	1	0	0	0	0	0	0	11	13	0.00	1.000
57 David Hale, R (7, 1) ERA: 3.17	2.0		9	3	1	1	2	0	0	0	0	1	1	17	24	4.50	1.500
59 Shae Simmons, R (9, 1) ERA: 1.08	1.0		4	1	0	0	1	0	0	0	0	0	0	16	25	0.00	1.000

PITCHER	IP	WLS	BF	H	R	ER	SO	BB	IBB	HBP	BLK	WP	HR	S	P	ERA	WHIP

Batter	1	2	3	4	5	6	7	8	9	AB	R	H	RBI	BB	SO	LOB
7 Tommy La Stella, L (1, 4) OBP: 0.410, SLG: 0.371	C FF 89 B SI 89 B SI 90 X SI 89 2-1 G4-3 ①	C SI 89 L SI 90 X SL 83 0-2 F7 ①		F FF 91 C SI 92 S FF 91 0-3 K ②		B SI 89 B CH 82 F SI 90 B FF 90 B FF 90 4-1 1-2 BB		F FF 94 B SL 83 F FF 95 B SL 86 B FF 96 X FF 96 3-2 G6-3 ③		4	0	0	0	1	1	3
14 Ramiro Pena, S (1, 6) OBP: 0.272, SLG: 0.353	C SI 90 B CH 81 X CH 80 1-1 P6 ②	S X CH 83 0-1 5 G4-6-3 1B		S SI 92 B FF 92 S CH 82 S CH 82 1-3 K ③		X FF 90 0-0 F7 ③			C FF 93 S SL 83 S SL 84 0-3 K ①	5	0	1	0	0	2	3
5 Freddie Freeman, L (1, 3) OBP: 0.369, SLG: 0.485	B SI 91 B CH 81 B SI 91 B FF 90 4-0 24 HR BB	F SI 88 F SI 89 X CH 82 0-2 G4-6-3 ② ③ 1-2f			X CH 83 0-0 F8 ①		S FF 91 B FF 91 S FF 91 B SL 83 B FF 92 X FF 91 3-2 P6 ①		B SL 83 X FF 95 1-0 F8 ②	4	1	0	0	1	0	1
24 Evan Gattis, R (1, 2) OBP: 0.346, SLG: 0.588	B FF 90 X SL 81 1-0 1-H HR		X SI 90 0-0 G5-3 ①		C SI 90 F CH 84 F SI 90 F SI 90 F SI 90 F CH 82 B FF 89 X SI 90 1-2 F8 ②		S SL 82 S FF 92 B SL 84 B SL 85 C FF 91 2-3 K ②		S SL 84 B SL 84 B SL 82 F FF 96 F SL 86 F FF 97 F FF 96 F SL 85 X SL 84 2-2 G5-3 ③	5	1	1	2	0	1	0
22 Jason Heyward, L (1, 9) OBP: 0.340, SLG: 0.388	B SI 90 B FF 91 C CH 82 S CH 83 F CH 82 F FF 91 F CH 83 B FF 91 B CH 82 4-2 23 2B 4 1B BB		B SI 90 B SI 89 B CH 81 C FF 90 C FF 90 F SI 90 B SI 90 4-2 23 G5-4-3 BB		F CH 84 F CH 83 F FF 91 B SI 90 B SI 91 B CH 83 X CH 82 3-2 2B		F SL 83 B FF 90 S FF 91 T FF 92 1-2 K ③			2	1	1	0	2	1	0
23 Chris Johnson, R (1, 5) OBP: 0.294, SLG: 0.357	B SI 88 C SI 90 X CH 81 1-1 4 1B 1-3 2B		X SI 90 0-0 G5-4-3 ② ③ 1-2f		B SI 90 X SI 91 1-0 G5-3 ③			B FF 98 S FF 96 S SL 84 F FF 98 B SL 86 S SL 85 2-3 K ①		4	1	1	0	0	1	2
4 Ryan Doumit, S (1, 7) OBP: 0.253, SLG: 0.333	B SI 89 X CH 82 1-0 17 S 1B 2-H 3-H			C SI 90 B SI 91 F SI 90 X CH 82 1-2 HR		C SI 90 X SI 90 0-1 17 B2-3 1B		B SL 85 B FF 97 S FF 97 C FF 96 S SL 86 2-3 K ②		4	1	3	3	0	1	0
17 Jordan Schafer, L (1, 8) OBP: 0.286, SLG: 0.294	B SI 90 F SI 90 1 SAFE I IN 71 I IN 72 I IN 73 4-1 34 FC6-4 1-2 IBB			B SI 90 C SI 90 L SI 90 B SI 92 X SI 91 2-2 34 SH1-4 2B		F SI 89 X CH 82 0-1 ① ② B2-3 1-1f		C FF 97 B FF 96 C FF 95 B FF 98 B SL 88 B FF 98 4-2 2 1B BB		2	0	1	0	2	0	1
34 Aaron Harang, R (1, 1) OBP: 0.077, SLG: 0.040 51 Pedro Beato, R (6, 1) 26 Dan Uggla, R (6, PH) OBP: 0.243, SLG: 0.238 57 David Hale, R (7, 1) OBP: 0.083, SLG: 0.091 2 B.J. Upton, R (8, PH) OBP: 0.284, SLG: 0.346 59 Shae Simmons, R (9, 1)	S FF 90 X FF 91 0-1 FC6-4 ③ 1-2f			L SI 90 B SI 90 C SI 89 X SI 90 1-2 SH1-4 ① 2-3		F SI 90 H SI 89 1-1 7 BB HBP		X FF 96 0-0 1-2 1B	1 0 0 0 1 0	0 0 0 0 0 0	0 0 0 0 1 0	0 0 0 0 0 0	0 0 0 0 0 0	0 0 0 0 0 0	2 0 0 0 0 0
Inning Stats	R: 4 E: 0 K: 0 S: 16 H: 3 LOB: 2 BB: 3 P: 34	R: 0 E: 0 K: 0 S: 8 H: 1 LOB: 0 BB: 0 P: 8	R: 0 E: 0 K: 0 S: 5 H: 0 LOB: 0 BB: 1 P: 9	R: 1 E: 0 K: 2 S: 15 H: 2 LOB: 1 BB: 0 P: 20	R: 0 E: 0 K: 0 S: 13 H: 1 LOB: 1 BB: 0 P: 18	R: 0 E: 0 K: 0 S: 7 H: 1 LOB: 2 BB: 1 P: 12	R: 0 E: 0 K: 2 S: 9 H: 0 LOB: 0 BB: 0 P: 15	R: 0 E: 0 K: 2 S: 13 H: 1 LOB: 2 BB: 1 P: 24	R: 0 E: 0 K: 1 S: 11 H: 0 LOB: 0 BB: 0 P: 14	1B: 4 2B: 4 3B: 0 HR: 2 SF: 0 SAC: 1 DP: 3 HBP: 1						

PITCHER		IP	W/L/S	BF	H	R	ER	SO	BB	IBB	HBP	BLK	WP	HR	S	P	ERA	WHIP
27 Roberto Hernandez, R ERA: 4.52	(1, 1)	6.0	W	29	8	5	5	2	4	1	1	0	0	2	64	101	7.50	2.000
59 Antonio Bastardo, L ERA: 2.86	(7, 1)	1.0		3	0	0	0	2	0	0	0	0	0	0	9	15	0.00	0.000
53 Ken Giles, R ERA: 2.7	(8, 1)	2.0		8	1	0	0	3	1	0	0	0	0	0	24	38	0.00	1.000

PITCHER	IP	W/L/S	BF	H	R	ER	SO	BB	IBB	HBP	BLK	WP	HR	S	P	ERA	WHIP

BOTTOM

Philadelphia Phillies @ Atlanta Braves

Turner Field, Atlanta, GA

Wed Jun 18 2014, 12:11 PM - 3:42 PM EDT

Att. 28,500 - Sunny - 90 F

livebaseballscorecards.com

AB	32
R	5
H	9
RBI	5
BB	6
SO	7
LOB	12

WP: 0	PA: 40																	
PB: 0																		
SB: 1																		
CS: 0																		

Batter	1	2	3	4	5	6	7	8	9	AB	R	H	RBI	BB	SO	LOB
11 Jimmy Rollins, S (1, 6) OBP: 0.338, SLG: 0.392	C FF 91 S FF 93 S FF 93 0-3 ① **K**		C SI 94 X CU 76 0-1 51 CS 1B		C FF 93 C FF 95 B FF 94 X FF 95 1-2 ③ F7		C SI 93 B SI 94 F SI 92 D CU 75 X FF 94 2-2 ② G4-3 2-3		C SI 86 B CH 82 B CH 82 F SI 88 B SI 88 X SI 87 3-2 ③ F9	5	0	1	0	0	1	1
51 Carlos Ruiz, R (1, 2) OBP: 0.384, SLG: 0.391	F FF 94 X FF 94 0-1 ② F7		B FF 94 1 SAFE B FF 94 F FF 93 1 SAFE F SI 94 B FF 94 3-2 ③ CS 1-2	C CU 75 X CU 76 0-1 26 1B 6 1B 2B		F SI 93 F FC 88 B FF 95 B FF 95 X FF 95 2-2 ① G6-3	C FF 93 C FF 95 B FF 94 B FF 94 B FF 94 4-2 BB			3	1	1	0	1	0	0
26 Chase Utley, L (1, 4) OBP: 0.364, SLG: 0.474	B FF 93 F FF 93 B CH 86 C CH 86 X SI 94 2-2 ③ F8			C FF 93 B FF 94 X FF 94 1-1 6 1B 9 SF9 2-3 1B		F CH 86 X CH 84 0-1 6 HR 1B	C SI 84 B SL 76 B SL 76 F SI 85 B SL 74 S SL 75 3-3 ③ **K**			4	2	2	0	0	1	2
6 Ryan Howard, L (1, 3) OBP: 0.318, SLG: 0.439		B CU 74 C CU 75 F FF 94 B FF 94 S CU 74 2-3 ① K2-3		X FF 95 0-0 15 FC6-4 1-3 3-H 1B		C FF 92 B SI 94 T CU 76 X FF 93 1-2 1-H HR		B SI 85 B SI 84 B SI 83 S SI 85 F SI 84 S SI 84 3-3 ① **K**		4	1	2	3	0	2	0
3 Marlon Byrd, R (1, 9) OBP: 0.322, SLG: 0.474		F FF 93 B FC 87 B FC 86 B FC 86 B FC 87 4-1 BB		F FC 89 S FF 94 S FF 95 0-3 ① **K**		S FF 95 X FF 95 0-1 ② L8		X SI 85 0-0 9 G4-3 1B		3	0	1	0	1	1	2
9 Domonic Brown, L (1, 7) OBP: 0.272, SLG: 0.329		X FF 93 0-0 ② P2		X FF 95 0-0 ② SF9 3-H		B CU 78 B CH 86 B FF 94 B SI 92 4-0 BB		B SI 85 1 SAFE C SL 76 X SI 84 1-1 ② 1-2 G4-3		2	0	0	1	1	0	2
15 John Mayberry Jr., R (1, 8) OBP: 0.347, SLG: 0.500		1 SAFE C FF 92 B FF 94 S FF 93 B FF 95 X FF 95 2-2 ③ G4-3		C CU 76 X FF 94 0-1 ③ FC6-4 1-2f		F FF 93 X FF 94 0-1 ③ P4		F SI 88 B SI 89 B SI 89 X SI 89 2-1 ③ G6-3		4	0	0	0	0	0	4
17 Reid Brignac, L (1, 5) OBP: 0.329, SLG: 0.409 16 César Hernández, S (5, 5) OBP: 0.293, SLG: 0.312			C FF 92 C FC 85 C FF 94 0-3 ① **K**		C CU 76 X CH 84 0-1 ① G3-1		X FF 91 0-0 11 G4-3 55 SH5-3 1B		B SI 88 X CH 80 1-0 ① L1	2 2	0 0	0 1	0 0	0 0	1 0	0 0
55 David Buchanan, R (1, 1) 63 Jake Diekman, R (8, 1) 2 Ben Revere, L (9, PH) OBP: 0.297, SLG: 0.333 58 Jonathan Papelbon, R (9, 1)			C FF 91 C SI 93 F FF 94 X FF 93 0-2 ② F8		X FF 90 0-0 ② P6		L FF 90 L FF 91 X SI 91 0-2 ① SH5-3 1-2		C SI 87 B SI 87 B CU 76 B SI 87 C SI 88 F SI 88 X SI 88 3-2 ② G1-3	2 0 1 0	0 0 0 0	0 0 0 0	0 0 0 0	0 0 0 0	0 0 0 0	0 0 0 0

Inning Stats	1	2	3	4	5	6	7	8	9
	R: 0 E: 0 K: 1 S: 8	H: 0 LOB: 0 BB: 0 P: 10	R: 0 E: 0 K: 1 S: 8	H: 0 LOB: 1 BB: 1 P: 16	R: 0 E: 0 K: 1 S: 11	H: 1 LOB: 0 BB: 0 P: 14	R: 2 E: 0 K: 1 S: 11	H: 3 LOB: 1 BB: 0 P: 12	R: 0 E: 0 K: 0 S: 6	H: 0 LOB: 0 BB: 0 P: 7	R: 2 E: 0 K: 0 S: 12	H: 2 LOB: 1 BB: 1 P: 19	R: 0 E: 0 K: 1 S: 12	H: 1 LOB: 2 BB: 1 P: 21	R: 0 E: 0 K: 1 S: 8	H: 1 LOB: 1 BB: 0 P: 14	R: 0 E: 0 K: 0 S: 8	H: 0 LOB: 0 BB: 0 P: 15

	1B: 6	SF: 1
	2B: 1	SAC: 1
	3B: 0	DP: 0
	HR: 1	HBP: 0

WP: 0 PA: 38
PB: 0
SB: 0
CS: 1

PITCHER		IP	WLS	BF	H	R	ER	SO	BB	IBB	HBP	BLK	WP	HR	S	P	ERA	WHIP
40 Shelby Miller, R ERA: 3.56	(1, 1)	6.2	L	29	7	4	4	4	3	0	0	0	0	1	65	93	5.40	1.500
36 Randy Choate, L ERA: 5.75	(7, 1)	1.0		4	1	0	0	2	0	0	0	0	0	0	9	16	0.00	1.000
43 Seth Maness, R ERA: 2.67	(8, 1)	0.1		1	0	0	0	0	0	0	0	0	0	0	2	4	0.00	0.000
62 Nick Greenwood, L ERA: 2.08	(9, 1)	1.0		3	0	0	0	0	0	0	0	0	0	0	8	15	0.00	0.000

PITCHER	IP	WLS	BF	H	R	ER	SO	BB	IBB	HBP	BLK	WP	HR	S	P	ERA	WHIP

TOP

Philadelphia Phillies @ St. Louis Cardinals

Busch Stadium, St. Louis, MO

Thu Jun 19 2014, 7:17 PM - 10:05 PM CDT

Att. 42,106 - Partly Cloudy - 91 F

livebaseballscorecards.com

AB	32
R	4
H	8
RBI	4
BB	3
SO	6
LOB	11

BOTTOM

Philadelphia Phillies @ St. Louis Cardinals
Busch Stadium, St. Louis, MO
Thu Jun 19 2014, 7:17 PM - 10:05 PM CDT
Att. 42,106 - Partly Cloudy - 91 F

livebaseballscorecards.com

Batter	1	2	3	4	5	6	7	8	9	AB	R	H	RBI	BB	SO	LOB
13 Matt Carpenter, L (1, 5) OBP: 0.376, SLG: 0.385	C SI 88 H CU 75 1-1 19 G4-6-3 HBP		C SI 91 B FC 88 B CH 84 B SI 91 C SI 90 X SI 91 3-2 ② G3			B FF 90 C SI 90 X FF 90 1-1 ① L8		C FF 89 B SI 90 X FF 90 1-1 2-H 1B		3	0	1	1	0	0	1
19 Jon Jay, L (1, 8) OBP: 0.363, SLG: 0.400	B SI 89 F FF 89 C FF 88 X CH 81 1-2 ①② G4-6-3 1-2f		F SI 91 X FF 90 0-1 ③ G6-3			X FF 90 0-0 ② G3-1 2-3		C SL 82 S SL 82 B SI 97 X SL 82 1-2 ③ F7		4	0	0	0	0	0	3
7 Matt Holliday, R (1, 7) OBP: 0.373, SLG: 0.383	S FF 89 B SI 90 S SI 91 B FF 90 B CH 83 X FC 89 3-2 ③ G6-3			B FF 90 F SI 90 B SI 90 S FF 89 S CH 83 2-3 ① K		X CH 84 0-0 ③ F7			C FF 90 B FS 84 X SL 78 1-1 ① P4	4	0	0	0	0	1	1
21 Allen Craig, R (1, 9) OBP: 0.307, SLG: 0.377		C FF 90 F SI 90 B SI 92 F FF 89 B SI 91 T CH 83 2-2 ① K		B FF 89 T FF 90 F SI 90 F FF 92 F FF 89 S CH 84 1-3 ② K			X FF 86 0-0 ① L5		C SL 80 B FS 86 S FF 92 B FF 91 B FF 92 F FF 92 X FF 91 3-2 ② F9	4	0	0	0	0	2	0
32 Matt Adams, L (1, 3) OBP: 0.336, SLG: 0.509		C FF 90 X SI 91 0-1 4 1B 1B		B CU 76 B FF 90 X FF 91 2-0 ③ L8			C FC 88 S CH 82 B SI 89 F FF 89 B SI 90 X CH 83 2-2 ② F9		B FS 86 B FF 91 C FF 92 F FS 87 F FF 92 F SL 79 X FS 86 2-2 ③ G4-3	4	0	1	0	0	0	0
4 Yadier Molina, R (1, 2) OBP: 0.332, SLG: 0.407		D FF 90 1 SAFE F FF 89 B CH 82 1 SAFE F FF 91 F SI 92 B FF 90 X FF 91 3-2 1-3 1B			B FF 90 B CH 82 F SI 91 X FC 89 2-1 ① G4-1		X SI 90 0-0 ③ G6-3			3	0	1	0	0	0	0
27 Jhonny Peralta, R (1, 6) OBP: 0.313, SLG: 0.426		S CH 83 B FF 90 C SI 91 D CH 83 T FF 90 2-2 ② K			B SI 91 X FF 90 1-0 ② G6-3			B CU 75 B FF 89 C FF 89 F CH 81 B SI 90 B FC 89 4-2 3 G2-3 13 1B BB		2	1	0	0	1	1	2
16 Kolten Wong, L (1, 4) OBP: 0.289, SLG: 0.312		F CH 83 X FF 90 0-1 ③ L6			B SI 90 F SI 90 X FF 90 1-1 ③ G4-3			B SI 90 B FF 90 F FF 90 X CH 81 2-1 ① P3		3	0	0	0	0	0	3
40 Shelby Miller, R (1, 1) OBP: 0.214, SLG: 0.333 36 Randy Choate, L (7, 1) 43 Seth Maness, R (8, 1) 3 Mark Ellis, R (8, PH) OBP: 0.277, SLG: 0.214 62 Nick Greenwood, R (9, 1)			C FF 89 B FC 88 S SI 90 B SI 91 X FF 92 2-2 ① G4-3			C FF 88 F FF 89 B FF 91 F FF 90 B CH 81 X SI 92 2-2 19 G3-1 2B		C FC 89 F FC 89 X CH 83 0-2 ② G2-3 1-2	2 0 0 1 0	0 0 0 0 0	1 0 0 0 0	0 0 0 0 0	0 0 0 0 0	0 0 0 0 0	0 0 0 1 0
Inning Stats	R: 0 E: 0 K: 0 S: 7 H: 0 LOB: 0 BB: 0 P: 12	R: 0 E: 0 K: 2 S: 15 H: 2 LOB: 2 BB: 0 P: 22	R: 0 E: 0 K: 0 S: 8 H: 0 LOB: 0 BB: 0 P: 13	R: 0 E: 0 K: 2 S: 9 H: 0 LOB: 0 BB: 0 P: 14	R: 0 E: 0 K: 0 S: 5 H: 0 LOB: 0 BB: 0 P: 9	R: 0 E: 0 K: 0 S: 8 H: 1 LOB: 1 BB: 0 P: 11	R: 0 E: 0 K: 0 S: 6 H: 0 LOB: 0 BB: 0 P: 8	R: 1 E: 0 K: 0 S: 12 H: 1 LOB: 1 BB: 1 P: 20	R: 0 E: 0 K: 0 S: 11 H: 0 LOB: 0 BB: 0 P: 17	1B: 3 2B: 1 3B: 0 HR: 0 SF: 0 SAC: 0 DP: 1 HBP: 1						

AB	30
R	1
H	4
RBI	1
BB	1
SO	4
LOB	11

WP: 0 PA: 32
PB: 0
SB: 0
CS: 0

PITCHER		IP	WLS	BF	H	R	ER	SO	BB	IBB	HBP	BLK	WP	HR	S	P	ERA	WHIP
55 David Buchanan, R ERA: 4.95	(1, 1)	7.2	W	28	4	1	1	4	1	0	1	0	0	0	67	105	1.17	0.652
63 Jake Diekman, L ERA: 4.5	(8, 1)	0.1	H	1	0	0	0	0	0	0	0	0	0	0	3	4	0.00	0.000
58 Jonathan Papelbon, R ERA: 1.53	(9, 1)	1.0	S	3	0	0	0	0	0	0	0	0	0	0	11	17	0.00	0.000

PITCHER	IP	WLS	BF	H	R	ER	SO	BB	IBB	HBP	BLK	WP	HR	S	P	ERA	WHIP

Batter	1	2	3	4	5	6	7	8	9	AB	R	H	RBI	BB	SO	LOB
11 Jimmy Rollins, S (1, 6) OBP: 0.336, SLG: 0.394	C FC 91 B SI 91 F SI 92 S CH 84 1-3 ① K		F CH 82 F FC 92 F SL 81 B FF 91 X SI 92 1-2 ② L4		B FF 90 B CH 81 C CH 82 B FF 90 X FF 90 3-1 2-H 2B	X SI 90 0-0 ② SF7 3-H			X FF 95 0-0 ① G6-3	4	0	1	2	0	1	0
51 Carlos Ruiz, R (1, 2) OBP: 0.384, SLG: 0.389	C FF 92 B SI 92 F SI 92 X CH 85 1-2 ② P4		B FC 91 B FC 91 F FF 91 B SI 92 C SI 91 F SI 91 S FF 91 3-3 ③ K		D CH 81 B FC 88 B SI 89 F FC 88 B SI 88 4-1 BB	B SL 83 C SI 89 X SI 89 1-1 ③ FC6-4 1-2f			B FF 96 B FF 94 X FF 94 2-0 26 FC6-4 1B	4	0	1	0	1	1	1
26 Chase Utley, L (1, 4) OBP: 0.368, SLG: 0.472	B FF 92 B FF 92 X FF 91 2-0 6 1B 1B			B SL 81 B SI 90 B SI 91 B SI 90 4-0 BB	S SL 80 X SI 89 0-1 ② P5		C FF 93 B SI 92 B FF 93 B FF 94 C FF 92 B FF 94 4-2 6 G3-6-3 BB		C FF 95 X CH 85 0-1 ② FC6-4 1-2f	3	0	1	0	2	0	3
6 Ryan Howard, L (1, 3) OBP: 0.316, SLG: 0.435	B SI 91 B SL 84 S SI 91 B FF 91 X FC 91 3-1 1-3 1B			1 SAFE B SI 90 S SL 81 B SI 88 F FF 88 1 SAFE S SL 82 2-3 ① K	C SL 80 S SL 81 T SL 82 0-2 ③ K		C FF 94 C CU 77 F FF 94 F CU 79 X CU 78 0-2 ① ② G3-6-3 1-2f		F FF 95 C CH 85 X CH 85 0-2 ③ G3-1-3	5	0	1	0	0	2	5
3 Marlon Byrd, R (1, 9) OBP: 0.321, SLG: 0.482	F SI 92 B SI 90 F CH 84 S CH 84 1-3 ③ K			F FF 89 S CH 81 S CH 83 0-3 ② K		B CH 76 F SI 87 X CH 77 1-1 HR	B SI 94 C SI 94 S FS 86 B FS 86 X FS 86 2-2 E3			4	1	1	1	0	2	3
9 Domonic Brown, L (1, 7) OBP: 0.272, SLG: 0.332		C FF 89 C CU 72 B SL 82 B SL 82 S SI 91 2-3 ① K		X SI 90 0-0 ③ G6-3		C CU 75 S CU 67 B CU 75 B SL 76 F CH 83 X CU 70 2-2 15 1B 2B	B FF 93 S SI 92 X CU 78 1-1 ③ G4-3			4	1	1	0	0	1	2
15 John Mayberry Jr., R (1, 8) OBP: 0.354, SLG: 0.512		F FC 91 S CH 84 B SI 92 B SI 92 F FF 91 X CH 84 2-2 ② G1-3			C CH 80 B FF 90 B CU 73 S CH 82 X FF 92 2-2 25 G3 34 2B 2B	C SI 88 F SI 88 B FF 89 B CH 82 F CH 83 X SL 81 2-2 25 G3 11 SF7 2-H 1B		C SL 81 S SI 91 S SL 84 0-3 ① K		4	2	2	1	0	1	0
25 Cody Asche, L (1, 5) OBP: 0.336, SLG: 0.411	C FC 91 F SI 91 B SL 86 B SL 83 X SI 92 2-2 ③ F9				X FF 89 0-0 ① G3 2-3	C SI 89 B SI 89 X CH 82 1-1 ① G3 2-3		C SI 89 F SI 93 B CH 71 B CH 72 X SI 90 2-2 ② P6		4	0	0	0	0	0	2
34 A.J. Burnett, R (1, 1) OBP: 0.235, SLG: 0.273			C FC 90 B FC 91 B FC 91 X FC 91 2-1 ① G5-3		X FF 91 0-0 11 2B 3-H 2B	B SI 90 F SI 89 C SI 89 B SI 90 F SI 89 B SL 81 B SI 90 4-2 51 FC6-4 BB		B SI 87 C SI 88 X SI 90 1-1 ③ G1-3		3	1	1	1	1	0	0
Inning Stats	R: 0 E: 0 K: 2 S: 12 H: 2 LOB: 2 BB: 0 P: 20	R: 0 E: 0 K: 1 S: 10 H: 0 LOB: 0 BB: 0 P: 16	R: 0 E: 0 K: 1 S: 10 H: 0 LOB: 0 BB: 0 P: 16	R: 0 E: 0 K: 2 S: 7 H: 0 LOB: 1 BB: 1 P: 13	R: 2 E: 0 K: 1 S: 13 H: 3 LOB: 2 BB: 1 P: 22	R: 3 E: 0 K: 0 S: 18 H: 3 LOB: 1 BB: 1 P: 29	R: 0 E: 1 K: 0 S: 12 H: 0 LOB: 1 BB: 1 P: 19	R: 0 E: 0 K: 1 S: 8 H: 0 LOB: 0 BB: 0 P: 11	R: 0 E: 0 K: 0 S: 7 H: 1 LOB: 1 BB: 0 P: 9	1B: 4 2B: 4 3B: 0 HR: 1	SF: 1 SAC: 0 DP: 1 HBP: 0	WP: 0 PB: 0 SB: 0 CS: 0	PA: 40				

PITCHER		IP	WLS	BF	H	R	ER	SO	BB	IBB	HBP	BLK	WP	HR	S	P	ERA	WHIP
54 Jaime García, L ERA: 4.12	(1, 1)	5.0	L	24	7	4	4	7	2	0	0	0	0	1	58	96	7.20	1.800
43 Seth Maness, R ERA: 2.87	(6, 1)	1.0		5	1	1	1	0	1	0	0	0	0	0	12	20	9.00	2.000
71 Sam Freeman, L ERA: 0.77	(7, 1)	1.0		4	0	0	0	0	1	0	0	0	0	0	12	19	0.00	1.000
37 Pat Neshek, R ERA: 0.89	(8, 1)	1.0		3	0	0	0	1	0	0	0	0	0	0	8	11	0.00	0.000
26 Trevor Rosenthal, R ERA: 3.44	(9, 1)	1.0		4	1	0	0	0	0	0	0	0	0	0	7	9	0.00	1.000

PITCHER	IP	WLS	BF	H	R	ER	SO	BB	IBB	HBP	BLK	WP	HR	S	P	ERA	WHIP

TOP

Philadelphia Phillies @ St. Louis Cardinals

Busch Stadium, St. Louis, MO

Fri Jun 20 2014, 8:06 PM - 10:53 PM CDT

Att. 44,061 - Cloudy - 83 F

livebaseballscorecards.com

AB	35
R	5
H	9
RBI	5
BB	4
SO	8
LOB	16

BOTTOM

Philadelphia Phillies @ St. Louis Cardinals
Busch Stadium, St. Louis, MO
Fri Jun 20 2014, 8:06 PM - 10:53 PM CDT
Att. 44,061 - Cloudy - 83 F

Batter	1	2	3	4	5	6	7	8	9	AB	R	H	RBI	BB	SO	LOB
13 Matt Carpenter, L (1, 5) OBP: 0.378, SLG: 0.382	B FF 89 C FF 90 C CH 85 F SI 90 B SI 90 B SI 90 B FF 91 4-2 19 FC3-6 BB		H KC 83 1-0 19 1B 7 1B HBP		B SI 91 X SI 90 1-0 ② L8		C SI 89 C SI 89 B CH 87 X KC 80 1-2 ③ F9			2	1	0	0	1	0	0
19 Jon Jay, L (1, 8) OBP: 0.366, SLG: 0.399	B KC 80 F SI 90 F KC 81 X SI 93 1-2 ① FC3-6 7 G4-6-3 1-2f		B SI 91 X CH 86 1-0 7 1B 1-3 1B		C SI 92 B SI 91 H FF 91 2-1 7 1B HBP			F CH 84 B SI 89 F FF 90 X KC 80 1-2 ① F7		3	0	1	0	0	0	1
7 Matt Holliday, R (1, 7) OBP: 0.375, SLG: 0.385	B SI 92 B SI 92 ↑ SAFE B SI 91 X FF 91 3-0 ②③ G4-6-3 1-2f		B KC 81 X SI 91 1-0 1-2 3-H 1B		T SI 91 F SI 92 X KC 80 0-2 21 FC6-4 1-3 1B			B CH 85 F KC 79 B CH 84 B CH 86 X FF 88 3-1 ② F9		4	0	2	1	0	0	1
21 Allen Craig, R (1, 9) OBP: 0.306, SLG: 0.379		B KC 81 X SI 90 1-0 ① G4-3	X SI 92 0-0 ③ G2-3		C SI 92 X CH 87 0-1 ③ FC6-4 1-2f			B SI 89 B SI 89 B FF 89 C SI 89 X SI 89 3-1 2B		4	0	1	0	0	0	4
32 Matt Adams, L (1, 3) OBP: 0.330, SLG: 0.500		C CH 86 X KC 81 0-1 ② G4-3		C SI 91 B SI 91 X CH 87 1-1 ① G4-3		X CH 85 0-0 ① G4-3		B KC 80 C FF 90 X SI 90 1-1 ③ G6-3		4	0	0	0	0	0	1
4 Yadier Molina, R (1, 2) OBP: 0.335, SLG: 0.412		B SI 91 B SI 92 T SI 92 F SI 92 B CH 87 X SI 92 3-2 2B		X KC 81 0-0 27 1B 1B		B FF 89 X CH 85 1-0 ② G4-3			X FF 89 0-0 ① F8	4	0	2	0	0	0	0
27 Jhonny Peralta, R (1, 6) OBP: 0.312, SLG: 0.424		X SI 92 0-0 ③ G5-3		X SI 92 0-0 16 G1-6-3 1-2 1B		B CH 84 B CH 85 B CH 86 C SI 89 X SI 90 3-1 ③ F9			F SI 88 F CH 84 B FF 90 B SI 89 F KC 79 T CH 85 2-2 ② K	4	0	1	0	0	1	1
16 Kolten Wong, L (1, 4) OBP: 0.282, SLG: 0.304			C CH 85 F SI 90 X KC 82 0-2 ① G4-3	B KC 82 C KC 80 F SI 91 B KC 82 X KC 81 2-2 ②③ G1-6-3 1-2f			C FF 89 F FF 89 T CH 85 0-2 ① K		B CH 84 C FF 89 X CH 86 1-1 ③ G4-3	4	0	0	0	0	1	2
54 Jaime García, L (1, 1) OBP: 0.208, SLG: 0.250 43 Seth Maness, R (6, 1) 71 Sam Freeman, R (7, 1) 33 Daniel Descalso, L (7, PH) OBP: 0.236, SLG: 0.224 37 Pat Neshek, S (8, 1) 26 Trevor Rosenthal, R (9, 1)			B FF 90 C SI 91 X SI 90 1-1 ② G6-3		B FF 90 C FF 90 B KC 78 X SI 90 2-1 ① F8		C FF 89 S KC 81 B KC 80 B CH 86 F KC 80 F SI 90 C FF 90 2-3 ② K			2 0 0 0 1 0 0	0 0 0 0 0 0 0	0 0 0 0 0 0 0	0 0 0 0 0 0 0	0 0 0 0 1 0 0	0 0 0 0 0 0 0	0 0 0 0 0 0 0
Inning Stats	R: 0 E: 0 K: 0 S: 7 H: 0 LOB: 0 BB: 1 P: 15	R: 0 E: 0 K: 0 S: 7 H: 1 LOB: 1 BB: 0 P: 11	R: 1 E: 0 K: 0 S: 8 H: 2 LOB: 2 BB: 0 P: 12	R: 0 E: 0 K: 0 S: 7 H: 2 LOB: 1 BB: 0 P: 10	R: 0 E: 0 K: 0 S: 9 H: 1 LOB: 2 BB: 0 P: 14	R: 0 E: 0 K: 0 S: 4 H: 0 LOB: 0 BB: 0 P: 8	R: 0 E: 0 K: 2 S: 11 H: 0 LOB: 0 BB: 0 P: 14	R: 0 E: 0 K: 0 S: 9 H: 1 LOB: 1 BB: 0 P: 17	R: 0 E: 0 K: 1 S: 7 H: 0 LOB: 0 BB: 0 P: 10	1B: 5 2B: 2 3B: 0 HR: 0 SF: 0 SAC: 0 DP: 2 HBP: 2						

livebaseballscorecards.com

AB	32
R	1
H	7
RBI	1
BB	1
SO	3
LOB	10

PITCHER		IP	WLS	BF	H	R	ER	SO	BB	IBB	HBP	BLK	WP	HR	S	P	ERA	WHIP
34 A.J. Burnett, R ERA: 3.89	(1, 1)	9.0	W	35	7	1	1	3	1	0	2	0	0	0	69	111	1.00	0.889

PITCHER	IP	WLS	BF	H	R	ER	SO	BB	IBB	HBP	BLK	WP	HR	S	P	ERA	WHIP

Batter	1	2	3	4	5	6	7	8	9	AB	R	H	RBI	BB	SO	LOB
11 Jimmy Rollins, S (1, 6) OBP: 0.334, SLG: 0.393	B SI 90 B FC 88 F SI 91 B SI 90 X FF 92 3-1 ① P3		B FC 88 X FC 88 1-0 ① SF8 3-H		B FC 86 B SI 89 B SI 91 C SI 89 S FC 87 S CU 77 3-3 ② K2-3			B SI 92 B CU 71 C FF 92 B SI 90 C FF 91 F FC 87 F SI 91 X CU 76 3-2 26 FC3-6 1B		3	0	1	1	0	1	1
51 Carlos Ruiz, R (1, 2) OBP: 0.382, SLG: 0.383	C SI 91 C FC 86 B CU 74 C FC 89 1-3 ② K		C FC 86 H SI 89 1-1 26 G4-3 1-2 HBP		X FC 87 0-0 ③ F7			X FC 86 0-0 ① L9		3	0	0	0	0	1	2
26 Chase Utley, L (1, 4) OBP: 0.366, SLG: 0.469	C SI 91 B FC 89 X FC 88 1-1 1B		B CU 74 F SI 91 F FC 88 D CU 77 X CU 77 2-2 ② G4-3 1-2 2-3			C FC 89 B SI 90 X CU 76 1-1 ① G3		X SI 92 0-0 ② FC3-6 1-2f		4	0	1	0	0	0	3
6 Ryan Howard, L (1, 3) OBP: 0.311, SLG: 0.429	C SI 92 S FC 89 D CU 77 B SI 91 S FC 87 2-3 ③ K		B FC 88 B FC 88 S CU 77 X CU 77 2-1 ③ G5-3			C CU 75 X FC 89 0-1 ② G4-3		C FC 89 B FF 92 S CU 77 D CU 77 C CU 78 2-3 ③ K		4	0	0	0	0	2	4
3 Marlon Byrd, R (1, 9) OBP: 0.317, SLG: 0.475		C FC 85 S SI 89 B FC 84 S CU 74 1-3 ① K		X FC 86 0-0 ① P4		B FF 93 B CU 76 C FC 86 F SI 91 S CU 76 2-3 ③ K			B FF 96 B FF 95 C FF 96 S FF 97 F FF 98 F FF 96 B CH 86 F FF 97 S FF 98 3-3 ① K	4	0	0	0	0	3	0
9 Domonic Brown, L (1, 7) OBP: 0.271, SLG: 0.331		C SI 90 X FC 86 0-1 ② G1-3		C SI 89 C CU 72 X CU 80 0-2 ② G1-3			C FC 86 C CU 72 B CU 75 X SI 91 1-2 25 FC4-6 1B		C FF 97 F CH 85 C FF 97 0-3 ② K	4	0	1	0	0	1	0
15 John Mayberry Jr., R (1, 8) OBP: 0.350, SLG: 0.494		B SI 89 B SI 90 S FC 87 B SI 91 S FC 87 F FC 87 X FC 87 3-2 ③ G1-3		F SI 90 B SI 90 X CU 74 1-1 ③ L7			B FC 87 S FC 85 X FC 85 1-1 ① F8		B CU 83 C FF 97 F FF 97 B CH 87 B CH 87 B FF 100 4-2 25 DI BB	3	0	0	0	1	0	1
25 Cody Asche, L (1, 5) OBP: 0.333, SLG: 0.406			B SI 88 X SI 89 1-0 35 1B 11 SF8 1B		C FC 85 B CU 73 F FC 86 X CU 74 1-2 ① G1-3		B FC 89 1 SAFE X SI 90 1-0 ② FC4-6 1-2f		B FF 97 X FF 97 1-0 ③ G1-3 1-2	4	1	1	0	0	0	2
35 Cole Hamels, L (1, 1) OBP: 0.269, SLG: 0.308 63 Jake Diekman, R (8, 1)			X SI 90 0-0 26 G4-3 51 HBP 1-3 1B		X SI 88 0-0 2B		C FC 86 B CU 72 B FC 87 C FC 86 S CU 77 2-3 ③ K			3 0	0 0	2 0	0 0	0 0	1 0	1 0
Inning Stats	R: 0 E: 0 K: 2 S: 10 H: 1 LOB: 1 BB: 0 P: 17	R: 0 E: 0 K: 1 S: 9 H: 0 LOB: 0 BB: 0 P: 13	R: 1 E: 0 K: 0 S: 9 H: 2 LOB: 2 BB: 0 P: 16	R: 0 E: 0 K: 0 S: 6 H: 0 LOB: 0 BB: 0 P: 7	R: 0 E: 0 K: 1 S: 8 H: 1 LOB: 1 BB: 0 P: 12	R: 0 E: 0 K: 1 S: 7 H: 0 LOB: 0 BB: 0 P: 10	R: 0 E: 0 K: 1 S: 9 H: 1 LOB: 1 BB: 0 P: 14	R: 0 E: 0 K: 1 S: 10 H: 1 LOB: 1 BB: 0 P: 15	R: 0 E: 0 K: 2 S: 12 H: 0 LOB: 1 BB: 1 P: 20	1B: 5 2B: 1 3B: 0 HR: 0 SF: 1 SAC: 0 DP: 0 HBP: 1						

TOP

Philadelphia Phillies @ St. Louis Cardinals

Busch Stadium, St. Louis, MO

Sat Jun 21 2014, 3:13 PM - 5:59 PM CDT

Att. 44,789 - Partly Cloudy - 92 F

livebaseballscorecards.com

AB	32
R	1
H	6
RBI	1
BB	1
SO	9
LOB	14

WP: 0 PB: 0 SB: 0 CS: 0 PA: 35

PITCHER		IP	WLS	BF	H	R	ER	SO	BB	IBB	HBP	BLK	WP	HR	S	P	ERA	WHIP
50 Adam Wainwright, R ERA: 2.08	(1, 1)	8.0	W	31	6	1	1	7	0	0	1	0	0	0	68	104	1.12	0.750
26 Trevor Rosenthal, R ERA: 3.34	(9, 1)	1.0	S	4	0	0	0	2	1	0	0	0	0	0	12	20	0.00	1.000

PITCHER	IP	WLS	BF	H	R	ER	SO	BB	IBB	HBP	BLK	WP	HR	S	P	ERA	WHIP

BOTTOM

Philadelphia Phillies @ St. Louis Cardinals
Busch Stadium, St. Louis, MO
Sat Jun 21 2014, 3:13 PM - 5:59 PM CDT
Att. 44,789 - Partly Cloudy - 92 F

livebaseballscorecards.com

Batter	1	2	3	4	5	6	7	8	9	AB	R	H	RBI	BB	SO	LOB
13 Matt Carpenter, L (1, 5) OBP: 0.376, SLG: 0.378	B FF 91 C FC 87 F FF 93 C FC 88 1-3 ① K		C FC 86 B FF 92 F CH 84 X FC 89 1-2 ② G3-1		C FF 92 B FF 91 F CH 83 F CH 84 X FC 88 1-2 ② F7			B FC 85 F FF 91 B FC 87 F FC 87 B FF 91 B CH 83 4-2 7 2B BB		3	1	0	0	1	1	1
21 Allen Craig, R (1, 9) OBP: 0.305, SLG: 0.377	C FF 92 F FC 88 X SI 92 0-2 7 G6-4-3 1B		S CH 83 C FC 89 C FF 94 0-3 ③ K		B FC 87 C FC 87 X FF 92 1-1 ③ L7			F CH 82 1 SAFE 1 SAFE 1 SAFE X CH 81 0-1 ① F8		4	0	1	0	0	1	2
7 Matt Holliday, R (1, 7) OBP: 0.376, SLG: 0.388	X SI 91 0-0 ② ③ G6-4-3 1-2f			C FF 92 B FC 88 B CH 84 F FC 90 S CH 85 2-3 ① K		B FC 88 C FF 91 C FF 92 C CU 78 B FF 93 B FC 89 F FC 88 B SI 92 4-2 27 G5-4-3 BB		B FF 89 1 SAFE D FF 90 C FF 90 F CU 76 X CH 83 2-2 27 PB 1-H 27 FC6 2B		3	1	1	1	1	1	1
4 Yadier Molina, R (1, 2) OBP: 0.341, SLG: 0.410		C FC 86 B FC 87 B FF 92 F FF 92 B CH 83 B FF 92 4-2 27 2B 32 SF9 BB		B FC 90 B FC 90 B FF 93 C FF 92 B FF 92 4-1 32 BB BB		D FF 91 C CH 84 S CH 84 S CH 84 1-3 ① K		B SI 96 C SI 98 H SI 98 2-1 27 FC6 32 SF9 27 PB HBP		1	2	0	0	2	1	1
27 Jhonny Peralta, R (1, 6) OBP: 0.311, SLG: 0.425		B CH 84 B FF 92 1 SAFE C CH 83 B FF 92 X FF 92 3-1 32 SF9 1-3 2B		S CH 83 F FC 88 B CU 78 X FC 88 1-2 ② L6		B FF 91 1 SAFE B FC 88 C FF 92 F FC 88 X CH 84 2-2 ② ③ G5-4-3 1-2f		B SL 83 B SI 98 C SL 83 X SI 97 2-1 FC6 8 FC4-6 1-3 2-H		4	0	1	1	0	0	3
32 Matt Adams, L (1, 3) OBP: 0.329, SLG: 0.498		S CH 84 C FC 88 X CH 84 0-2 ① SF9 2-3 3-H		B FF 93 B FF 93 B FC 89 B FC 88 4-0 1-2 BB			X CH 82 0-0 ① P4	1 SAFE C SI 96 X SL 83 0-1 ② SF9 3-H		1	0	0	2	1	0	0
8 Peter Bourjos, R (1, 8) OBP: 0.276, SLG: 0.320		B FF 92 X CH 85 1-0 ② B2-3		S CH 83 C FF 93 B CH 85 C FF 91 1-3 ③ K			C FC 88 S CU 77 S CH 83 0-3 ② K	B SI 97 X SI 96 1-0 ③ FC4-6 1-2f		4	0	0	0	0	2	4
3 Mark Ellis, R (1, 4) OBP: 0.279, SLG: 0.217		B SI 91 F FC 88 B FF 92 F FF 93 F CH 85 B FC 88 F FC 90 C FC 89 3-3 ③ K			B CH 81 X FF 91 1-0 ① G6-3		B FF 92 C FF 92 B CU 77 B FF 93 S FF 93 X CH 84 3-2 1B			3	0	1	0	0	1	1
50 Adam Wainwright, R (1, 1) OBP: 0.333, SLG: 0.387 26 Trevor Rosenthal, R (9, 1)			C FF 91 X FC 88 0-1 ① G5-3		F FC 88 C FF 92 B FC 90 X FF 92 1-2 2B		1 SAFE S CH 82 1 SAFE 1 SAFE S CH 83 1 SAFE S CU 79 0-3 ③ K			3 0	0 0	1 0	0 0	0 0	1 0	1 0
Inning Stats	R: 0 H: 1 E: 0 LOB: 0 K: 1 BB: 0 S: 7 P: 8	R: 1 H: 1 E: 0 LOB: 1 K: 1 BB: 1 S: 13 P: 24	R: 0 H: 0 E: 0 LOB: 0 K: 1 BB: 0 S: 8 P: 9	R: 0 H: 0 E: 0 LOB: 2 K: 2 BB: 2 S: 10 P: 22	R: 0 H: 1 E: 0 LOB: 1 K: 0 BB: 0 S: 10 P: 14	R: 0 H: 0 E: 0 LOB: 0 K: 1 BB: 1 S: 10 P: 17	R: 0 H: 1 E: 0 LOB: 1 K: 2 BB: 0 S: 10 P: 13	R: 3 H: 1 E: 0 LOB: 1 K: 0 BB: 1 S: 13 P: 24		1B: 2 SF: 2 2B: 3 SAC: 0 3B: 0 DP: 2 HR: 0 HBP: 1				WP: 0 PA: 34 PB: 1 SB: 0 CS: 0		

	AB	26
	R	4
	H	5
	RBI	4
	BB	5
	SO	8
	LOB	14

PITCHER		IP	WLS	BF	H	R	ER	SO	BB	IBB	HBP	BLK	WP	HR	S	P	ERA	WHIP
35 Cole Hamels, L ERA: 2.76	(1, 1)	7.1	L	30	5	3	2	8	5	0	0	0	0	0	75	120	2.46	1.364
63 Jake Diekman, L ERA: 4.41	(8, 1)	0.2		4	0	1	0	0	0	0	1	0	0	0	6	11	0.00	0.000

PITCHER	IP	WLS	BF	H	R	ER	SO	BB	IBB	HBP	BLK	WP	HR	S	P	ERA	WHIP

Batter	1	2	3	4	5	6	7	8	9	AB	R	H	RBI	BB	SO	LOB
2 Ben Revere, L (1, 8) OBP: 0.292, SLG: 0.328	B FF 93 C FF 95 X SI 94 1-1 ① G1-3	F FF 98 D CU 86 F SI 96 S CU 87 1-3 ③ K			C FF 96 B SI 93 B SI 92 C CU 87 F CU 85 X FF 98 2-2 ② L6		C FF 91 D CU 78 C CU 79 X FF 93 1-2 ③ G6-3			4	0	0	0	0	1	2
11 Jimmy Rollins, S (1, 6) OBP: 0.330, SLG: 0.387	B FF 97 B FF 96 X FF 95 2-0 ② L9		C FF 94 B CH 88 X SI 95 1-1 ① G1-3		B FF 96 X CU 85 1-0 ③ P3			C SI 90 B SI 89 C FS 82 X FS 83 1-2 E6		4	0	0	0	0	0	0
26 Chase Utley, L (1, 4) OBP: 0.361, SLG: 0.462	C FF 97 B SI 96 C FF 98 B CH 90 F CH 89 F FF 99 F CU 88 F CH 90 X FF 99 2-2 ③ F7		C FF 97 X SI 94 0-1 ② G1-3			C SI 88 B SI 89 T SI 88 S SI 90 1-3 ① K		B FF 90 F FF 90 B FF 92 S CU 77 F CU 77 S CU 75 2-3 ① K		4	0	0	0	0	2	1
6 Ryan Howard, L (1, 3) OBP: 0.317, SLG: 0.431		C FF 97 B FF 98 F FF 98 B CH 89 B CH 91 F CU 88 X FF 100 3-2 9 BB, 15 HBP, 25 2B, 1B	X FF 98 0-0 1B			B SL 77 S SL 78 B SI 90 C SI 89 B SL 79 B SI 89 4-2 BB		B SI 92 C SI 91 C SI 92 F CU 77 S CU 78 1-3 ② K		3	1	2	0	1	1	1
15 John Mayberry Jr., R (1, 9) OBP: 0.346, SLG: 0.478		B FF 98 C FF 98 H SI 96 2-1 9 BB, 25 2B, 1-2 HBP	B SI 96 S CU 87 F FF 99 S CU 86 1-3 ③ K			C SI 88 D CH 80 1 SAFE X FF 88 1-1 ② F8		B SL 81 C SL 82 F SI 90 S SL 84 1-3 ③ K		3	1	0	0	0	2	3
9 Domonic Brown, L (1, 7) OBP: 0.271, SLG: 0.327		B FF 98 B FF 97 B FF 98 B FF 96 4-0 25 2B, 1-2, 2-3 BB	C FF 96 X SI 94 0-1 ① G1-3			F SI 88 F SL 78 X SI 88 0-2 ③ P6			F CH 84 F CH 85 B FF 97 B FF 96 B FF 96 X FF 97 3-2 ① G4-3	3	1	0	0	1	0	1
25 Cody Asche, L (1, 5) OBP: 0.338, SLG: 0.417		B FF 98 C CU 86 X FF 98 1-1 29 G5-3, 1-H, 2-H, 3-H, 2B	B FF 97 X FF 96 1-0 ② L8				C FF 92 X CU 77 0-1 ① F8		B FF 95 C FF 97 X CH 85 1-1 3 DI, 1B	4	0	2	3	0	0	0
29 Cameron Rupp, R (1, 2) 51 Carlos Ruiz, R (9, PH) OBP: 0.380, SLG: 0.381		B CU 86 C CU 85 F SI 96 F CU 85 X FF 99 1-2 ① G5-3, 2-3	C FF 98 S CU 87 F CU 86 S FF 100 0-3 ③ K				S SI 90 B FS 83 S FS 84 B FS 84 B FF 94 S SI 92 3-3 ② K		C FF 95 C FF 98 B FF 98 F FF 99 S FF 98 1-3 ② K	3 1	0 0	0 0	0 0	0 0	2 1	1 1
38 Kyle Kendrick, R (1, 1) OBP: 0.100, SLG: 0.069 16 César Hernández, S (7, PH) OBP: 0.301, SLG: 0.321 43 Mario Hollands, L (7, 1) 30 Justin De Fratus, S (7, 1) 53 Ken Giles, R (8, 1) 3 Marlon Byrd, R (9, PH) OBP: 0.316, SLG: 0.473		S FF 99 S FF 99 T FF 99 0-2 ② K	B FF 95 C FF 92 F FF 94 S CU 85 1-3 ① K				B FS 83 B SI 90 B SI 90 C FF 91 C FF 91 X FF 92 3-2 1B		F FF 98 B FF 98 F FF 98 F FF 98 B CH 87 X FF 99 2-2 ③ L4, 1-2	2 1 0 0 0 1	0 0 0 0 0 0	0 1 0 0 0 0	0 0 0 0 0 0	0 0 0 0 0 0	2 0 0 0 0 0	1 0 0 0 0 1
Inning Stats	R: 0 E: 0 K: 0 S: 10 H: 0 LOB: 0 BB: 0 P: 15	R: 3 E: 0 K: 2 S: 17 H: 2 LOB: 1 BB: 1 P: 29	R: 0 E: 0 K: 1 S: 8 H: 1 LOB: 1 BB: 0 P: 10	R: 0 E: 0 K: 1 S: 7 H: 0 LOB: 0 BB: 0 P: 8	R: 0 E: 0 K: 1 S: 8 H: 0 LOB: 0 BB: 0 P: 12	R: 0 E: 0 K: 1 S: 10 H: 0 LOB: 1 BB: 1 P: 16	R: 0 E: 0 K: 1 S: 11 H: 1 LOB: 1 BB: 0 P: 18	R: 0 E: 1 K: 3 S: 14 H: 0 LOB: 1 BB: 0 P: 19	R: 0 E: 0 K: 1 S: 13 H: 1 LOB: 1 BB: 0 P: 20	1B: 4 2B: 1 3B: 0 HR: 0	SF: 0 SAC: 0 DP: 0 HBP: 1		WP: 0 PB: 0 SB: 0 CS: 0	PA: 36			

PITCHER		IP	WLS	BF	H	R	ER	SO	BB	IBB	HBP	BLK	WP	HR	S	P	ERA	WHIP
44 Carlos Martinez, R ERA: 4.33	(1, 1)	5.0	W	20	3	3	3	5	1	0	1	0	0	0	50	74	5.40	0.800
62 Nick Greenwood, L ERA: 1.69	(6, 1)	1.0	H	4	0	0	0	1	1	0	0	0	0	0	10	16	0.00	1.000
71 Sam Freeman, L ERA: 0.68	(7, 1)	1.2	H	7	1	0	0	3	0	0	0	0	0	0	22	33	0.00	0.600
37 Pat Neshek, R ERA: 0.88	(8, 1)	0.1	H	1	0	0	0	1	0	0	0	0	0	0	3	4	0.00	0.000
26 Trevor Rosenthal, R ERA: 3.25	(9, 1)	1.0	S	4	1	0	0	1	0	0	0	0	0	0	13	20	0.00	1.000

PITCHER	IP	WLS	BF	H	R	ER	SO	BB	IBB	HBP	BLK	WP	HR	S	P	ERA	WHIP

TOP

Philadelphia Phillies @ St. Louis Cardinals
Busch Stadium, St. Louis, MO
Sun Jun 22 2014, 1:16 PM - 4:09 PM CDT
Att. 43,484 - Partly Cloudy - 84 F

livebaseballscorecards.com

AB	33
R	3
H	5
RBI	3
BB	2
SO	11
LOB	12

Batter	1	2	3	4	5	6	7	8	9	AB	R	H	RBI	BB	SO	LOB
13 Matt Carpenter, L (1, 5) OBP: 0.375, SLG: 0.377	C SI 88 B FC 87 B FC 86 B SI 88 X SI 88 3-1 G4-3 ①		C FC 86 C FC 86 X CH 82 0-2 F8 ③		B FC 85 X CH 85 1-0 F7 ①		B FF 93 B FF 94 C FF 94 X FF 94 2-1 7 CS 1B			4	0	1	0	0	0	1
7 Matt Holliday, R (1, 7) OBP: 0.372, SLG: 0.382	C SI 89 B FC 86 B FC 87 X SI 88 2-1 F7 ②			F FC 86 C SI 89 B SL 76 B CH 82 F FC 87 F SI 90 X FC 86 2-2 G5-3 ①	C SI 88 C FC 85 B FC 84 F CH 82 B SL 78 B SI 90 F FC 86 X SI 90 3-2 F8 ②		C FF 94 B FF 93 X FF 95 1-1 G3 ①② 1-2			4	0	0	0	0	0	1
32 Matt Adams, L (1, 3) OBP: 0.332, SLG: 0.502	C FC 86 B SI 89 F FC 88 F FC 86 B CH 81 S CH 80 2-3 K ③			S SL 76 B FC 87 F SI 89 B SL 77 X CH 82 2-2 4 1B 19 1B 2B	F FC 86 F FC 87 X SI 90 0-2 F8 ③		B SL 83 C FF 94 B FF 93 X FC 91 2-1 4 1B 21 1B 1B			4	1	2	0	0	1	0
21 Allen Craig, R (1, 9) OBP: 0.311, SLG: 0.380		B FC 85 C SI 88 F FC 86 X CH 80 1-2 G5-3 ①		C SI 91 B FC 87 B FC 87 F SI 90 B CH 83 F FC 87 B CH 83 4-2 19 1B 4 1B 27 1B BB	T SI 88 B FC 86 X SI 87 1-1 4 FC4-6 1B	C SL 81 X FF 91 0-1 4 1B 1-2 1B				3	1	2	0	1	0	0
4 Yadier Molina, R (1, 2) OBP: 0.343, SLG: 0.412		C FC 86 B SI 88 C SI 89 B CH 82 X SI 90 2-2 L9 ②		X FC 86 0-0 19 1B 27 1B 1-2 2-3 1B	C FC 84 1 SAFE F SI 88 B SL 77 X SI 90 1-2 FC4-6 27 FC5-4 19 1B 3 1B 1-2f	B FF 92 D SL 82 C FF 91 F SI 91 X SL 80 2-2 1-2 2-3 1B				4	2	2	0	0	0	1
19 Jon Jay, L (1, 8) OBP: 0.368, SLG: 0.401		X FC 86 0-0 G4-3 ③		B FC 86 B SI 89 X FC 87 2-0 27 1B 3 SH3 1-2 2-3 3-H 1B	C FC 86 X FC 86 0-1 27 FC5-4 1-2 1B	C SI 90 F FF 92 B FF 92 D SL 81 S SL 82 2-3 K ③				4	1	2	1	0	1	3
27 Jhonny Peralta, R (1, 6) OBP: 0.317, SLG: 0.427			B SI 88 C FC 85 B SI 88 X SI 88 2-1 44 SH3-4 1B	X SI 89 0-0 3 SH3 1-3 2-H 3-H 1B	B FC 85 B SI 89 X SI 89 2-0 FC5-4 3 1B 1-2f 2-3		B FF 98 B FF 96 B FF 96 B FF 94 4-0 3 CS BB			3	0	2	2	1	0	2
3 Mark Ellis, R (1, 4) OBP: 0.280, SLG: 0.220			L SI 88 B SI 89 F SI 90 C CH 81 1-3 K ①	B FC 86 C FC 86 X SI 89 1-1 SH3 1-2 3-H	F FC 87 D CH 81 X SI 90 1-1 1-2 3-H 1B		B FF 95 S SL 85 B SL 87 F FF 97 F FF 97 C SL 84 2-3 K ①② 1-2			3	0	1	2	0	2	2
44 Carlos Martinez, R (1, 1) 62 Nick Greenwood, R (6, 1) 43 Shane Robinson, R (6, PH) OBP: 0.216, SLG: 0.176 71 Sam Freeman, R (7, 1) 37 Pat Neshek, S (8, 1) 33 Daniel Descalso, L (8, PH) OBP: 0.233, SLG: 0.221 26 Trevor Rosenthal, R (9, 1)			B SI 87 1 SAFE X SI 86 1-0 SH3-4 ② 1-2	X SI 89 0-0 G1-3 ③	B SL 75 X FC 85 1-0 F8 ③		B SI 95 F FF 96 F SI 96 C SL 86 1-3 K ③			1 0 1 0 0 0 1	0 0 0 0 0 0 0	0 0 0 0 0 1 0	0 0 0 0 0 0 0	0 0 0 0 0 0 0	1 0 2 0 0 0 0	0 0 0 0 0 0 0
Inning Stats	R: 0 E: 0 K: 1 S: 8 H: 0 LOB: 0 BB: 0 P: 15	R: 0 E: 0 K: 0 S: 7 H: 0 LOB: 0 BB: 0 P: 10	R: 0 E: 0 K: 1 S: 9 H: 1 LOB: 1 BB: 0 P: 13	R: 4 E: 0 K: 0 S: 17 H: 4 LOB: 1 BB: 1 P: 28	R: 0 E: 0 K: 0 S: 9 H: 0 LOB: 0 BB: 0 P: 13	R: 1 E: 0 K: 0 S: 11 H: 3 LOB: 2 BB: 0 P: 17	R: 0 E: 0 K: 1 S: 14 H: 4 LOB: 3 BB: 0 P: 23	R: 0 E: 0 K: 2 S: 7 H: 0 LOB: 0 BB: 1 P: 14		1B: 11 2B: 1 3B: 0 HR: 0 SF: 0 SAC: 2 DP: 0 HBP: 0						

PITCHER		IP	WLS	BF	H	R	ER	SO	BB	IBB	HBP	BLK	WP	HR	S	P	ERA	WHIP
38 Kyle Kendrick, R ERA: 4.2	(1, 1)	6.0	L	27	8	5	5	2	1	0	0	0	0	0	61	96	7.50	1.500
43 Mario Hollands, L ERA: 2.49	(7, 1)	0.2		3	2	0	0	0	0	0	0	0	0	0	6	11	0.00	3.000
30 Justin De Fratus, R ERA: 2.08	(7, 1)	0.1		3	2	0	0	1	0	0	0	0	0	0	8	12	0.00	6.000
53 Ken Giles, R ERA: 2.08	(8, 1)	1.0		3	0	0	0	2	1	0	0	0	0	0	7	14	0.00	1.000

PITCHER	IP	WLS	BF	H	R	ER	SO	BB	IBB	HBP	BLK	WP	HR	S	P	ERA	WHIP

BOTTOM

Philadelphia Phillies @ St. Louis Cardinals

Busch Stadium, St. Louis, MO

Sun Jun 22 2014, 1:16 PM - 4:09 PM CDT

Att. 43,484 - Partly Cloudy - 84 F

livebaseballscorecards.com

AB	32
R	5
H	12
RBI	5
BB	2
SO	5
LOB	13

Batter	1	2	3	4	5	6	7	8	9	AB	R	H	RBI	BB	SO	LOB
23 Jake Marisnick, R (1, 8) OBP: 0.258, SLG: 0.207	C FF 90 F CH 84 B FF 91 F SI 90 F CH 84 X SI 92 1-2 **G6-3** ①	F SL 84 F CH 84 S SL 84 0-3 **K** ③			C SI 91 B SI 93 B SI 90 C SL 84 B SI 90 C CH 83 3-3 **K** ③		1 SAFE B SL 81 B FF 93 C FF 92 X FF 94 2-1 **G3** ③		C SL 83 B FF 92 L FF 93 B FF 93 S FF 93 2-3 **K** ①	5	0	0	0	0	3	4
32 Derek Dietrich, L (1, 4) OBP: 0.342, SLG: 0.432	C SI 91 F SI 91 B CH 85 F CH 85 X CH 85 1-2 9 27 HBP 2B 1B	X SI 90 0-0 **F8** ①		C SI 92 C SL 84 B SL 84 C SI 92 1-3 **K** ①		B SL 81 X FC 90 1-0 **G4-3** ①	D SL 85 X SL 83 1-0 1-3 2-H 1B	5	1	2	1	0	1	0
27 Giancarlo Stanton, R (1, 9) OBP: 0.398, SLG: 0.585	B SI 91 B SI 91 F SI 90 1 SAFE C SI 91 H SI 91 3-2 1-2 9 2B HBP	B SL 85 B SL 84 S SI 91 B SI 92 X SL 84 3-1 9 L8-4 9 WP 1B		B SI 93 B CH 84 S CH 86 B SI 92 B SI 92 4-1 39 S BB		H SI 92 1-0 9 2B HBP	B SL 87 S FF 96 F FF 98 B FF 99 F SL 88 S SL 86 2-3 **K** ②	2	1	1	0	1	1	2
9 Casey McGehee, R (1, 5) OBP: 0.375, SLG: 0.392	B SI 91 F CH 83 X SI 92 1-1 1-H 2-H 2B	1 SAFE B SI 90 B SI 91 C SL 85 F SI 91 B SI 92 F SL 83 X SI 91 3-2 **L8-4** ② ③ 1-2		B SI 92 F SI 90 C CH 82 B SI 90 F SL 86 X SI 90 2-2 **F8** ②		B SI 90 B SL 82 1 SAFE D SL 82 F FF 90 X FF 91 3-1 1-3 2B	B FF 98 F FF 96 B SL 86 C SL 84 B FF 98 S FF 99 3-3 **K** ③	5	0	2	2	0	1	4
39 Jarrod Saltalamacchia, S (1, 2) OBP: 0.335, SLG: 0.402	X FF 92 0-0 **F8** ②			C SL 83 F SI 93 B SL 85 F SI 92 F CH 84 B SI 93 S CH 84 2-3 **K** ①		B CH 84 1 SAFE B SI 92 B SI 90 D SL 85 4-0 1-2 BB	I IN 70 I IN 71 I IN 72 I IN 72 4-0 13 G6-4-3 IBB		2	0	0	0	2	1	1
13 Marcell Ozuna, R (1, 7) OBP: 0.311, SLG: 0.439	C CH 86 C SI 92 B SI 92 X CH 84 1-2 **G5-3** ③			X SI 93 0-0 **G5-3** ②		B SL 85 X SI 91 1-0 **G5-3** ③		C SL 82 X FF 93 0-1 **G6-4-3** ② ③ 1-2f		4	0	0	0	0	0	6
46 Garrett Jones, L (1, 3) OBP: 0.322, SLG: 0.428 10 Jeff Baker, R (9, PH) OBP: 0.268, SLG: 0.327 (9, 3)		C CH 83 B SI 91 B SI 92 S SL 82 F CH 85 B SL 84 B CH 83 4-2 BB		C SI 93 B FF 91 B CH 84 B SI 91 F SI 91 T SL 84 3-2 **K** ③			X FF 91 0-0 **G3-1** ①		S FF 91 S FF 92 B SL 84 X FF 91 1-2 **E4** 59 SH | 59 S 5 1B	2 1	0 1	0 1	0 0	1 0	1 0	0 0
59 Ed Lucas, R (1, 6) OBP: 0.311, SLG: 0.303		C SI 91 B SI 90 X SI 90 1-1 **L8** ①			C CH 83 B SL 83 B SI 91 F SL 85 X SI 91 2-2 **L9** ①		X FF 94 0-0 1B		C SL 84 D FF 93 B FF 92 X SL 83 2-1 **SH** 5 1B 32 1B 1-3	3	1	1	0	0	0	1
24 Nathan Eovaldi, R (1, 1) OBP: 0.065, SLG: 0.065 40 Mike Dunn, L (7, 1) 44 AJ Ramos, R (7, 1) 63 Kevin Gregg, R (8, 1) 5 Reed Johnson, R (9, PH) OBP: 0.307, SLG: 0.438 41 Chris Hatcher, R (9, 1)		C SL 82 B SL 79 C SI 90 B CH 82 M SI 90 2-3 **K** ②			B SI 91 C SI 91 X SL 84 1-1 **G4-3** ②		L FF 91 L FC 91 B SL 80 M FF 93 1-3 **K** ②		S SL 82 F SL 85 F SL 84 F FF 90 D SL 85 X SL 84 1-2 3-H 32 1B 1B	3 0 0 0 1 0	0 0 0 0 0 0	0 0 0 0 1 0	0 0 0 0 0 0	2 0 0 0 0 0	0 0 0 0 0 0	2 0 0 0 0 0
Inning Stats	R: 2 E: 0 K: 0 S: 17 H: 2 LOB: 1 BB: 0 P: 24	R: 0 E: 0 K: 2 S: 11 H: 0 LOB: 1 BB: 1 P: 18	R: 0 E: 0 K: 0 S: 7 H: 1 LOB: 0 BB: 0 P: 13	R: 0 E: 0 K: 2 S: 9 H: 0 LOB: 0 BB: 0 P: 14	R: 0 E: 0 K: 1 S: 8 H: 0 LOB: 0 BB: 0 P: 14	R: 0 E: 0 K: 1 S: 9 H: 0 LOB: 2 BB: 2 P: 21	R: 0 E: 0 K: 1 S: 7 H: 1 LOB: 1 BB: 0 P: 10	R: 0 E: 0 K: 0 S: 5 H: 1 LOB: 2 BB: 1 P: 14	R: 2 E: 2 K: 3 S: 21 H: 2 LOB: 2 BB: 0 P: 33	1B: 5 2B: 3 3B: 0 HR: 0	SF: 0 SAC: 1 DP: 2 HBP: 2	WP: 1 PB: 0 SB: 2 CS: 0	PA: 40			

PITCHER		IP	WLS	BF	H	R	ER	SO	BB	IBB	HBP	BLK	WP	HR	S	P	ERA	WHIP
27 Roberto Hernandez, R ERA: 4.41	(1, 1)	6.0	L	24	3	2	2	6	3	0	1	0	1	0	61	104	3.00	1.000
43 Mario Hollands, L ERA: 2.36	(7, 1)	1.1		5	1	0	0	1	0	0	0	0	0	0	8	12	0.00	0.750
30 Justin De Fratus, R ERA: 2.0	(8, 1)	0.2		4	1	0	0	0	0	1	1	0	0	0	4	12	0.00	1.500
59 Antonio Bastardo, L ERA: 2.83	(9, 1)	0.1		5	2	2	0	1	0	0	0	0	0	0	14	21	0.00	6.000
53 Ken Giles, R ERA: 1.8	(9, 1)	0.2		2	0	0	0	2	0	0	0	0	0	0	7	12	0.00	0.000

PITCHER	IP	WLS	BF	H	R	ER	SO	BB	IBB	HBP	BLK	WP	HR	S	P	ERA	WHIP

TOP

Miami Marlins @ Philadelphia Phillies

Citizens Bank Park, Philadelphia, PA

Mon Jun 23 2014, 7:22 PM - 10:34 PM EDT

Att. 32,161 - Partly Cloudy - 81 F

livebaseballscorecards.com

AB	33
R	4
H	7
RBI	4
BB	4
SO	10
LOB	20

MIAMI

Miami Marlins @ Philadelphia Phillies

Citizens Bank Park, Philadelphia, PA

Mon Jun 23 2014, 7:22 PM - 10:34 PM EDT

Att. 32,161 - Partly Cloudy - 81 F

livebaseballscorecards.com

BOTTOM

Batter	1	2	3	4	5	6	7	8	9	AB	R	H	RBI	BB	SO	LOB
11 Jimmy Rollins, S (1, 6) OBP: 0.329, SLG: 0.385	C FF 96 B FF 96 B CU 75 F FF 96 F FF 96 F FF 97 F SL 86 X FF 97 2-2 26 CS 1B		C CU 74 B FF 97 B CH 86 F FF 97 B CU 74 F FF 95 X FF 95 3-2 ① F8		B CH 88 X FF 97 1-0 ③ P5			C CU 78 S FF 90 X FF 90 0-2 ① F7		4	0	1	0	0	0	2
51 Carlos Ruiz, R (1, 2) OBP: 0.375, SLG: 0.374	B FF 96 F FF 96 C FF 96 B SL 88 1 SAFE 1 SAFE B FF 98 X SI 96 3-2 ① L7		S SL 85 S SL 85 D SL 87 B SI 97 X SL 86 2-2 ②③ G5-4-3 1-2f			B FF 94 C SL 84 B FF 94 X SL 84 2-1 ① F7		C FC 88 B FC 86 X FC 87 1-1 ②③ G6-4-3 1-2f		4	0	0	0	0	0	3
26 Chase Utley, L (1, 4) OBP: 0.357, SLG: 0.456	C FF 96 B FF 95 C CU 75 1 SAFE B SI 96 1 SAFE B FF 96 S FF 96 3-3 ②③ K 1-2			B FF 94 C CU 74 X FF 94 1-1 ① F8		B CU 74 C FF 96 B CU 75 F FF 96 X FF 96 2-2 ② F7			C SI 93 B SI 93 B FS 88 F SI 96 B FS 87 X FF 96 3-2 ① L8	4	0	0	0	0	1	1
6 Ryan Howard, L (1, 3) OBP: 0.316, SLG: 0.429		F FF 96 F FF 96 X CU 77 0-2 ① L8		S SL 84 B FF 96 X SL 86 1-1 25 2B 1B		B FF 96 S CH 87 F FF 95 B SL 86 X FF 96 2-2 ③ F7			X FS 87 0-0 ② G4-3	4	0	1	0	0	0	0
3 Marlon Byrd, R (1, 9) OBP: 0.312, SLG: 0.467		B SL 85 C SL 87 F FF 96 S FF 96 1-3 ② K		X FF 94 0-0 ② L8			C SL 84 B SL 85 X SL 83 1-1 ① P4		B FF 96 B FF 96 F FF 95 C FF 94 F FF 95 B FS 88 X FF 96 3-2 ③ L9	4	0	0	0	0	1	1
25 Cody Asche, L (1, 5) OBP: 0.351, SLG: 0.437		X FF 97 0-0 9 BB 1B		C CH 86 X CH 86 0-1 1-3 2B			C CH 86 C FF 96 F SL 86 F CU 77 X FF 95 0-2 9 G5-3 1B			3	0	3	0	0	0	0
9 Domonic Brown, L (1, 7) OBP: 0.272, SLG: 0.324		F FF 95 B FF 95 B SL 86 1 SAFE F CU 74 F FF 97 B SL 85 B FF 95 4-2 1-2 BB		B FF 95 X CU 74 1-0 ③ F8			S FF 95 S FF 96 B FF 96 F FF 97 B SL 88 X FF 96 2-2 ② G5-3 1-2			2	0	0	0	1	0	3
2 Ben Revere, L (1, 8) OBP: 0.290, SLG: 0.325 15 John Mayberry Jr., R (7, PH) OBP: 0.343, SLG: 0.473 (8, 8)		C FF 97 X FF 96 0-1 ③ L8			B CU 75 B SI 96 C FF 95 X FF 95 2-1 ① L8		C SL 77 B SL 80 S FF 93 S FF 94 1-3 ③ K			2 1	0 0	0 0	0 0	0 0	0 1	2 1
27 Roberto Hernandez, R (1, 1) OBP: 0.042, SLG: 0.042 43 Mario Hollands, L (7, 1) 30 Justin De Fratus, S (8, 1) 16 César Hernández, S (8, PH) OBP: 0.310, SLG: 0.321 59 Antonio Bastardo, R (9, 1) 53 Ken Giles, R (9, 1)			B FF 94 B FF 94 C FF 96 B FF 96 C FF 95 F FF 94 X FF 93 3-2 51 G5-4-3 1B		C FF 94 X FF 95 0-1 ② G1-3			B FF 90 C FF 90 C FC 86 B FF 90 B FF 91 B FF 91 4-2 51 G6-4-3 BB		2 0 0 0 0 0	0 0 0 0 0 0	1 0 0 0 0 0	0 0 0 0 1 0	0 0 0 0 0 0	0 0 0 0 0 0	0 0 0 0 0 0

	AB	30
	R	0
	H	6
	RBI	0
	BB	2
	SO	3
	LOB	13

Inning Stats	1	2	3	4	5	6	7	8	9
	R: 0 E: 0 K: 1 S: 12	H: 1 LOB: 1 BB: 0 P: 20	R: 0 E: 0 K: 1 S: 12	H: 1 LOB: 2 BB: 1 P: 17	R: 0 E: 0 K: 0 S: 11	H: 1 LOB: 0 BB: 0 P: 19	R: 0 E: 0 K: 1 S: 8	H: 2 LOB: 2 BB: 0 P: 11	R: 0 E: 0 K: 0 S: 5	H: 0 LOB: 0 BB: 0 P: 8
	R: 0 E: 0 K: 0 S: 8	H: 0 LOB: 0 BB: 0 P: 14	R: 0 E: 0 K: 1 S: 14	H: 1 LOB: 1 BB: 0 P: 18	R: 0 E: 0 K: 0 S: 7	H: 0 LOB: 0 BB: 1 P: 12	R: 0 E: 0 K: 0 S: 8	H: 0 LOB: 0 BB: 0 P: 14		

	1B: 5	SF: 0		WP: 0	PA: 32
	2B: 2	SAC: 0		PB: 0	
	3B: 0	DP: 3		SB: 0	
	HR: 0	HBP: 0		CS: 1	

PITCHER		IP	WLS	BF	H	R	ER	SO	BB	IBB	HBP	BLK	WP	HR	S	P	ERA	WHIP
24 Nathan Eovaldi, R ERA: 3.52	(1, 1)	6.1	W	24	6	0	0	2	1	0	0	0	0	0	63	97	0.00	1.105
40 Mike Dunn, L ERA: 3.77	(7, 1)	0.1	H	1	0	0	0	0	0	0	0	0	0	0	4	6	0.00	0.000
44 AJ Ramos, R ERA: 2.34	(7, 1)	0.1	H	1	0	0	0	1	0	0	0	0	0	0	3	4	0.00	0.000
63 Kevin Gregg, R ERA: 7.71	(8, 1)	1.0	H	3	0	0	0	0	1	0	0	0	0	0	7	12	0.00	1.000
41 Chris Hatcher, R ERA: 3.6	(9, 1)	1.0		3	0	0	0	0	0	0	0	0	0	0	8	14	0.00	0.000

PITCHER		IP	WLS	BF	H	R	ER	SO	BB	IBB	HBP	BLK	WP	HR	S	P	ERA	WHIP

Batter	1	2	3	4	5	6	7	8	9	AB	R	H	RBI	BB	SO	LOB
23 Jake Marisnick, R (1, 8) OBP: 0.250, SLG: 0.182	B FF 90 F FF 93 C FF 91 F CH 84 X FF 92 1-2 F7 ①	B FF 92 B FF 93 B FF 92 B SI 94 4-0 BB			B FF 90 B SI 91 B FF 91 C SI 92 X FF 93 3-1 G6-3 ①		C FF 97 B SL 87 B FF 97 S FF 96 F FF 98 F SL 88 F SL 88 X FF 96 2-2 G5-3 ①		C FF 91 B FS 86 S SL 80 F FF 92 B SL 80 X SL 81 2-2 F8 ①	4	0	0	0	1	0	0
32 Derek Dietrich, L (1, 4) OBP: 0.337, SLG: 0.420	X FF 91 0-0 G4-3 ②	S CH 83 B SI 92 X FF 92 1-1 F8 ③			B SI 91 B CH 83 B SI 91 B FF 91 4-0 27 2B 9 SF8 BB		C FF 98 S SL 87 B SL 89 F SL 86 S FF 97 1-3 K ②		F FS 87 B FF 90 B SL 79 B FF 90 F FF 90 X FF 92 3-2 P5 ②	4	1	0	0	1	1	3
27 Giancarlo Stanton, R (1, 9) OBP: 0.401, SLG: 0.592	C SI 92 C FF 91 B FF 93 X CH 84 1-2 2B	B FF 89 X FF 90 1-0 G6-3 ①			B FF 91 B CH 82 X SI 92 2-0 1-3 2B		S SL 87 S SL 86 F FF 98 F SL 88 S FF 98 0-3 K ③		B FS 87 C FF 90 F FS 86 X SL 80 1-2 1B	5	0	3	0	0	1	0
9 Casey McGehee, R (1, 5) OBP: 0.372, SLG: 0.390	X SI 92 0-0 G6-3 ③	B SI 91 C CH 83 X SI 92 1-1 13 FC6-4 39 1B 1B			B FF 90 F FF 92 D CH 83 X CH 82 2-1 SF8 ② 3-H			B SL 89 C SL 88 B FF 93 B FF 94 F FF 93 X FF 94 3-2 G4-3 ①	F FF 91 X FS 85 0-1 G6-3 ③	4	0	1	1	0	0	2
39 Jarrod Saltalamacchia, Sr (1, 2) OBP: 0.348, SLG: 0.409		B SI 90 B SI 90 F SI 92 B FF 91 S CH 83 B CH 84 4-2 46 1B 13 1B 59 E BB	B FF 92 C FF 93 D CH 83 X SI 92 2-1 13 FC6-4 1-2 1B		B CU 77 S CH 81 C CU 77 B FF 91 B SI 93 B SI 92 4-2 BB			B SI 94 B SI 94 B FF 94 C FF 93 X FF 93 3-1 13 FC4-6 1B		2	1	2	0	2	0	0
13 Marcell Ozuna, R (1, 7) OBP: 0.310, SLG: 0.436		B FF 91 B CH 82 X SI 92 2-0 59 E 46 1B 1-2 1B	X FF 92 0-0 FC6-4 46 PO ② 1-2f 2-3		B CH 83 C SI 92 B FF 91 F SI 93 B SI 92 F FF 92 S CH 83 3-3 K ③			F SI 92 C CU 78 B SL 85 X FF 94 1-2 FC4-6 ② 1-2f 46 HR		4	1	1	0	0	1	5
46 Garrett Jones, L (1, 3) OBP: 0.324, SLG: 0.441		B SI 92 F CH 82 X FF 92 1-1 59 E 1-2 2-3 1B	B CU 77 C SI 92 B FF 91 1 SAFE 2-1 PO ③ 1-2	F CH 81 B CH 82 B FF 90 F FF 92 X SI 92 2-2 G6-3 ①		C SL 80 B FF 93 F FC 92 B FF 94 F FF 94 X SL 81 2-2 P3 ①		C CU 79 F FF 93 F SL 83 B SI 93 B CH 85 F FF 94 B CU 76 X FF 91 3-2 1-H HR	4	1	2	2	0	0	0
59 Ed Lucas, R (1, 6) OBP: 0.309, SLG: 0.301		S FF 92 B FF 91 B SI 92 X CH 83 2-1 F4 ① 1-2 2-3 3-H		C CU 77 S CH 82 B FF 91 C SI 92 1-3 K ②		S CH 84 X FF 94 0-1 G6-3 ②		S SL 86 B FF 94 F FF 94 F FF 94 X SL 85 1-2 1B	4	0	1	0	0	1	2
25 Andrew Heaney, L (1, 1) 57 Bryan Morris, L (6, 1) 41 Chris Hatcher, R (7, 1) 48 Justin Bour, L (8, PH) OBP: 0.409, SLG: 0.368 5 Reed Johnson, R (8, PH) OBP: 0.304, SLG: 0.433 44 AJ Ramos, R (8, 1)		C FF 91 B CH 81 X SI 92 1-1 G3 ②		B SI 92 C SI 91 B SI 91 B SI 92 C FF 91 X SI 91 3-2 F9 ③		C FF 94 B FF 94 C FF 94 F FF 94 C FF 94 1-3 K ③		L SL 82 B SI 98 S SL 80 S SL 83 1-3 K ③	3 0 0 0 1 0	0 0 0 0 0 0	0 0 0 0 0 0	0 0 0 0 0 0	0 0 0 0 1 0	1 0 0 0 1 0	2 0 0 0 1 0
Inning Stats	R: 0 E: 0 K: 0 S: 9 H: 1 LOB: 1 BB: 0 P: 11	R: 1 E: 1 K: 0 S: 11 H: 2 LOB: 3 BB: 2 P: 26	R: 0 E: 0 K: 0 S: 7 H: 2 LOB: 1 BB: 0 P: 13	R: 0 E: 0 K: 1 S: 9 H: 0 LOB: 0 BB: 0 P: 15	R: 1 E: 0 K: 1 S: 11 H: 1 LOB: 2 BB: 2 P: 29	R: 0 E: 0 K: 1 S: 10 H: 0 LOB: 0 BB: 0 P: 13	R: 0 E: 0 K: 2 S: 15 H: 0 LOB: 0 BB: 0 P: 18	R: 2 E: 0 K: 1 S: 20 H: 3 LOB: 1 BB: 0 P: 32	R: 0 E: 0 K: 0 S: 12 H: 1 LOB: 1 BB: 0 P: 18	1B: 7 2B: 2 3B: 0 HR: 1 SF: 1 SAC: 0 DP: 0 HBP: 0						

PITCHER		IP	WLS	BF	H	R	ER	SO	BB	IBB	HBP	BLK	WP	HR	S	P	ERA	WHIP
55 David Buchanan, R ERA: 4.79	(1, 1)	5.0	W	24	6	2	2	2	4	0	0	0	0	0	47	94	3.60	2.000
43 Mario Hollands, L ERA: 2.28	(6, 1)	1.0	H	3	0	0	0	1	0	0	0	0	0	0	10	13	0.00	0.000
53 Ken Giles, R ERA: 1.5	(7, 1)	1.0		3	0	0	0	2	0	0	0	0	0	0	15	18	0.00	0.000
39 B.J. Rosenberg, R ERA: 9.0	(8, 1)	0.2		5	3	2	2	0	0	0	0	0	0	1	17	28	27.00	4.500
63 Jake Diekman, L ERA: 4.37	(8, 1)	0.1	H	1	0	0	0	1	0	0	0	0	0	0	3	4	0.00	0.000

PITCHER		IP	WLS	BF	H	R	ER	SO	BB	IBB	HBP	BLK	WP	HR	S	P	ERA	WHIP
58 Jonathan Papelbon, R ERA: 1.48	(9, 1)	1.0	S	4	1	0	0	0	0	0	0	0	0	0	12	18	0.00	1.000

TOP

Miami Marlins @ Philadelphia Phillies

Citizens Bank Park, Philadelphia, PA

Tue Jun 24 2014, 7:07 PM - 10:21 PM EDT

Att. 24,860 - Clear - 85 F

livebaseballscorecards.com

AB	35
R	4
H	10
RBI	3
BB	4
SO	6
LOB	15

WP	0
PB	0
SB	0
CS	0
PA	41

Miami Marlins @ Philadelphia Phillies

Citizens Bank Park, Philadelphia, PA

Tue Jun 24 2014, 7:07 PM - 10:21 PM EDT

Att. 24,860 - Clear - 85 F

livebaseballscorecards.com

BOTTOM

Batter	1	2	3	4	5	6	7	8	9	AB	R	H	RBI	BB	SO	LOB
11 Jimmy Rollins, S (1, 6) OBP: 0.338, SLG: 0.390	C SI 91 S SI 92 H SL 81 1-2 6 S 26 BB 6 E HBP	S SL 78 S SL 79 F SL 78 B SI 91 B SL 77 B SL 81 B SI 91 4-2 51 S 3-H BB			B SI 91 F SI 90 B SI 90 B SI 91 X SI 88 3-1 51 G6-3 51 WP 1B	1 SAFE S SI 95 B SI 96 X SI 96 1-1 1-3 1B				2	1	2	0	1	0	0
51 Carlos Ruiz, R (1, 2) OBP: 0.369, SLG: 0.368	B SI 92 C CH 83 X SI 92 1-1 ① F8	B CH 81 C SI 90 B SI 88 X SI 89 2-1 ③ F8 1-2			1 SAFE C SI 90 B CH 82 S SL 77 F SI 91 D SL 78 F SI 92 X SI 91 2-2 ② G6-3 1-3	B FC 90 B FC 90 B FF 96 S SI 96 F SI 96 X SI 97 3-2 ③ G6-3				4	0	0	0	0	0	5
26 Chase Utley, L (1, 4) OBP: 0.358, SLG: 0.454	B SI 92 B SI 91 C SI 92 S SI 90 B SI 93 1 SAFE B SI 93 4-2 6 S 3 HR 1-2 BB		B SI 89 C SI 90 S SL 77 X SI 90 1-2 ① G3-1		D SL 79 X SI 90 1-0 ③ G3-1		C FF 95 B FS 87 C FS 88 X SI 96 1-2 6 L3 1B			3	1	1	0	1	0	1
6 Ryan Howard, L (1, 3) OBP: 0.315, SLG: 0.430	S SL 79 B SI 92 S SL 80 S SL 79 1-3 ② K 1-3 2-H		C SI 91 B SL 79 X SL 78 1-1 ② G3-1			B SI 90 X SL 78 1-0 25 2B 2B	B FS 87 S FF 96 B FF 96 B FS 87 F FS 87 X FS 86 3-2 ① ② L3 1-1			4	1	1	0	0	1	2
3 Marlon Byrd, R (1, 9) OBP: 0.311, SLG: 0.474	F SI 91 B SI 92 F CH 83 X SI 94 1-2 3-H HR		C SL 76 B CH 82 F SI 91 B SL 78 F SL 77 F CH 83 F SI 93 F SI 93 B SL 79 3-2 ③ X SI 91 G6-3			B FC 92 B FC 92 C SI 97 X SI 97 2-1 E4 25 2B	B SI 95 X SI 94 1-0 ③ F8			4	2	1	2	0	0	1
25 Cody Asche, L (1, 5) OBP: 0.348, SLG: 0.439	C SL 78 C SI 91 X SL 80 0-2 ③ G3-1 3-H			B SI 89 S SL 76 S SL 77 S SL 80 1-3 ① K		X FC 91 0-0 2 G3 9 WP 2B 1-H 2-H		B CH 83 S FF 91 X CH 84 1-1 ① F8		4	1	1	2	0	1	0
15 John Mayberry Jr., R (1, 7) OBP: 0.339, SLG: 0.458		B SI 90 F SI 89 F CH 81 S SL 79 1-3 ① K		F SI 90 C SI 92 B SL 77 F SI 93 B SL 80 F SI 90 F SI 92 X CH 84 2-2 ② G6-3		C SI 96 B FC 91 D CU 83 S SI 96 S SI 97 2-3 ① K		B SL 82 S FF 93 S FF 93 B SL 81 B FF 93 F FF 91 B FF 92 4-2 BB		3	0	0	0	1	2	1
2 Ben Revere, L (1, 8) OBP: 0.290, SLG: 0.332		B SI 90 X SI 90 1-0 11 WP 3B		C SI 91 X SL 79 0-1 ③ L8		F SI 97 X FC 90 0-1 ② G3 2-3		C FF 90 1 SAFE B CH 82 X FF 89 1-1 ② F8		4	1	1	0	0	0	2
55 David Buchanan, R (1, 1) 7 Ronny Cedeno, R (6, PH) 43 Mario Hollands, L (8, 1) 9 Domonic Brown, L (8, PH) ORF: 0-2-1 .000 1 RBI 53 Ken Giles, R (7, 1) 39 B.J. Rosenberg, R (8, 1) 63 Jake Diekman, R (8, 1) 19 Tony Gwynn Jr., L (8, PH) ORF: 1-0-0 .333 2 RBI 58 Jonathan Papelbon, R (9, 1)		B SI 90 L SI 89 F SI 92 S SL 78 1-3 ② K		C SI 88 S SL 78 F SL 78 S SI 91 0-3 ① K		F SI 97 B FF 96 B FC 90 F FC 91 F CU 82 S CU 82 2-3 K 11 1B 3-H		B FF 93 B FF 92 X FF 92 2-0 ③ G3		1 0 0 0 0 1 1 1 0 0 0 0 1 0 0 0 0 0 0 0 0 1 0 0 0 0 1 0 0 0 0 0 0 0 0 0 0 0 0 0 0 0 0 0 0 0 0 0 0 1 0 0 0 0 0 1 0 0 0 0 0 0 0						
Inning Stats	R: 3 H: 1 E: 0 LOB: 0 K: 1 BB: 1 S: 15 P: 23	R: 1 H: 1 E: 0 LOB: 1 K: 2 BB: 1 S: 12 P: 21	R: 0 H: 0 E: 0 LOB: 0 K: 0 BB: 0 S: 12 P: 17	R: 0 H: 0 E: 0 LOB: 0 K: 1 BB: 0 S: 11 P: 14	R: 0 H: 1 E: 0 LOB: 1 K: 1 BB: 0 S: 12 P: 18	R: 3 H: 3 E: 1 LOB: 2 K: 2 BB: 0 S: 18 P: 29	R: 0 H: 1 E: 0 LOB: 0 K: 0 BB: 0 S: 7 P: 12	R: 0 H: 0 E: 0 LOB: 1 K: 0 BB: 1 S: 8 P: 16		1B: 3 SF: 0 2B: 3 SAC: 0 3B: 1 DP: 1 HR: 1 HBP: 1				WP: 4 PA: 36 PB: 0 SB: 4 CS: 0		

	AB	32
	R	7
	H	7
	RBI	4
	BB	3
	SO	7
	LOB	14

PITCHER		IP	WLS	BF	H	R	ER	SO	BB	IBB	HBP	BLK	WP	HR	S	P	ERA	WHIP
25 Andrew Heaney, L ERA: 4.91	(1, 1)	5.0	L	22	4	5	5	5	2	0	1	0	2	1	63	95	9.00	1.200
57 Bryan Morris, R ERA: 2.41	(6, 1)	1.0		7	2	2	0	2	0	0	0	0	1	0	17	27	0.00	2.000
41 Chris Hatcher, R ERA: 3.38	(7, 1)	1.0		3	1	0	0	0	0	0	0	0	0	0	7	12	0.00	1.000
44 AJ Ramos, R ERA: 2.27	(8, 1)	1.0		4	0	0	0	0	1	0	0	0	0	0	8	16	0.00	1.000

PITCHER	IP	WLS	BF	H	R	ER	SO	BB	IBB	HBP	BLK	WP	HR	S	P	ERA	WHIP

Miami Marlins @ Philadelphia Phillies

Citizens Bank Park, Philadelphia, PA

Wed Jun 25 2014, 7:08 PM - 10:01 PM EDT

Att. 23,360 - Cloudy - 87 F

TOP

livebaseballscorecards.com

Batter	1	2	3	4	5	6	7	8	9	AB	R	H	RBI	BB	SO	LOB
23 Jake Marisnick, R (1, 8) OBP: 0.225, SLG: 0.162	C FF 92 B SI 92 X KC 83 1-1 ① F9		C SI 92 F CH 87 X SI 89 0-2 ③ G5-3		B KC 80 X SI 92 1-0 ① G1-3 **1-2**		S KC 82 B SI 92 B KC 82 C SI 91 X SI 91 2-2 ③ F9			4	0	0	0	0	0	1
32 Derek Dietrich, L (1, 4) OBP: 0.335, SLG: 0.411	C FF 92 B SI 92 B FF 92 X CH 86 2-1 ② G4-3			S SI 92 B SI 92 F KC 80 B KC 82 X CH 85 2-2 ① G4-3	B KC 80 C SI 93 B SI 92 F SI 92 F KC 82 B SI 92 B SI 93 2 SAFE 4-2 BB			S SI 83 B FF 92 C FF 92 B SL 84 F SL 85 B FF 92 X FF 91 3-2 ① P4		3	0	0	0	1	0	0
27 Giancarlo Stanton, R (1, 9) OBP: 0.399, SLG: 0.587	C KC 82 X KC 83 0-1 ③ G1-3			B SI 92 C KC 82 X SI 93 1-1 9 1B 13 2B 1B	C SI 92 F SI 93 S KC 82 0-3 ② K			B SL 84 F FF 92 S SL 84 B SL 84 S SL 82 2-3 ② K		4	1	1	0	0	2	2
9 Casey McGehee, R (1, 5) OBP: 0.373, SLG: 0.392		C SI 93 B CH 86 C KC 82 C SI 93 1-3 ① K		X CH 88 0-0 13 2B 39 2B **1-2** 1B	C SI 93 C SI 92 X KC 82 0-2 ③ P3			S SL 84 B FF 92 S SL 83 B SL 83 X FF 92 2-2 1B		4	1	2	0	0	1	2
46 Garrett Jones, L (1, 3) OBP: 0.323, SLG: 0.436		B CH 88 B SI 92 F CH 88 B KC 82 C SI 93 B SI 93 4-2 13 1B BB		B SI 93 C FF 92 F FF 94 B KC 83 S KC 84 2-3 ② K		F KC 78 F SL 83 X KC 80 0-2 ① P5		C FF 89 F SL 83 B SL 83 S SL 84 1-3 ③ K		3	0	0	0	1	2	3
13 Marcell Ozuna, R (1, 7) OBP: 0.312, SLG: 0.440		B SI 93 X CH 88 1-0 39 G4-6-3 **1-2** 1B		D KC 84 C KC 84 B SI 94 B SI 93 X SI 94 3-1 39 2B **1-3** **2-H** 2B		C SI 92 C SI 91 S KC 82 0-3 ② K			C SI 92 B SL 83 F CH 84 S SL 81 1-3 ① K	4	1	2	1	0	2	0
39 Jarrod Saltalamacchia, S (1, 2) OBP: 0.346, SLG: 0.411		C KC 83 S SI 93 X SI 90 0-2 ② ③ G4-6-3 **1-2f**		C SI 93 X SI 93 0-1 2-H 3-H 2B		B CH 86 S KC 81 S KC 82 S KC 81 1-3 ③ K			B CH 82 B SL 81 F SL 80 F FF 91 C FF 94 2-3 ② K	4	0	1	2	0	2	2
59 Ed Lucas, R (1, 6) OBP: 0.298, SLG: 0.290			C SI 91 F SI 91 B SI 92 B SI 93 B SI 88 X SI 93 3-2 ① G6-3	B KC 80 C SI 91 S KC 82 B KC 83 B SI 92 F SI 93 C SI 94 3-3 ③ K			B KC 81 X KC 80 1-0 ① F8		B SL 82 X FF 91 1-0 ③ G5-3	4	0	0	0	0	1	1
37 Henderson Alvarez III, R (1, 1) OBP: 0.233, SLG: 0.207 40 Mike Dunn, L (7, 1) 63 Kevin Gregg, R (8, 1) 31 Steve Cishek, R (9, 1)			B SI 93 C SI 92 S KC 82 S KC 83 1-3 ② K		B SI 90 C SI 92 B SI 91 S SI 90 B KC 78 F SI 91 B SI 92 4-2 23 G1-3 BB		S SI 90 M FF 91 S KC 82 0-3 ② K			2	0	0	0	1	2	0
										0	0	0	0	0	0	0
										0	0	0	0	0	0	0
										0	0	0	0	0	0	0

	AB	32
	R	3
	H	6
	RBI	3
	BB	3
	SO	12
	LOB	11

Inning Stats	1	2	3	4	5	6	7	8	9
	R: 0 E: 0 K: 0 S: 6	H: 0 LOB: 0 BB: 0 P: 9	R: 0 E: 0 K: 1 S: 9	H: 1 LOB: 1 BB: 1 P: 15	R: 0 E: 0 K: 1 S: 9	H: 0 LOB: 0 BB: 0 P: 13	R: 3 E: 0 K: 2 S: 17	H: 4 LOB: 1 BB: 0 P: 28	R: 0 E: 0 K: 1 S: 13	H: 0 LOB: 2 BB: 2 P: 22
	R: 0 E: 0 K: 2 S: 9	H: 0 LOB: 0 BB: 0 P: 10	R: 0 E: 0 K: 1 S: 7	H: 0 LOB: 0 BB: 0 P: 10	R: 0 E: 0 K: 2 S: 13	H: 1 LOB: 1 BB: 0 P: 21	R: 0 E: 0 K: 2 S: 7	H: 0 LOB: 0 BB: 0 P: 11	1B: 4 2B: 2 3B: 0 HR: 0	SF: 0 SAC: 0 DP: 1 HBP: 0
	WP: 0 PB: 0 SB: 0 CS: 0	PA: 35								

PITCHER		IP	WLS	BF	H	R	ER	SO	BB	IBB	HBP	BLK	WP	HR	S	P	ERA	WHIP
34 A.J. Burnett, R ERA: 3.89	(1, 1)	7.0	L	28	5	3	3	8	3	0	0	0	0	0	70	107	3.86	1.143
59 Antonio Bastardo, L ERA: 2.75	(8, 1)	1.0		4	1	0	0	2	0	0	0	0	0	0	13	21	0.00	1.000
30 Justin De Fratus, R ERA: 1.89	(9, 1)	1.0		3	0	0	0	2	0	0	0	0	0	0	7	11	0.00	0.000

PITCHER		IP	WLS	BF	H	R	ER	SO	BB	IBB	HBP	BLK	WP	HR	S	P	ERA	WHIP

Batter	1	2	3	4	5	6	7	8	9	AB	R	H	RBI	BB	SO	LOB
11 Jimmy Rollins, S (1, 6) OBP: 0.339, SLG: 0.394	B FF 93 C SI 93 C SI 90 X SI 91 1-2 G4-3 ①		B EP 57 X SI 94 1-0 G3-1 ①		D SI 90 C CH 89 F SI 93 B SI 95 F SL 80 X SI 90 2-2 26 SF8 51 HBP 2-3 1B		F SI 92 B SI 94 X SI 91 1-1 26 E 2B		B SL 82 C SL 82 S SI 95 F SL 84 F SI 94 B SL 83 F SL 81 S SI 94 2-3 K ③	5	0	2	0	0	1	0
51 Carlos Ruiz, R (1, 2) OBP: 0.367, SLG: 0.363	B FF 94 X FF 94 1-0 F8 ②		C CU 79 B EP 63 F SI 94 F SI 92 C SI 91 1-3 K ②		S SI 94 B SI 94 C SI 93 D SI 90 H SI 95 3-2 1-2 HBP		X SL 80 0-0 F8 ②			3	0	0	0	0	1	1
26 Chase Utley, L (1, 4) OBP: 0.354, SLG: 0.449	B FF 95 X SI 95 1-0 L8 ③		B SI 95 C SI 91 B SI 95 B SI 92 X SI 95 3-1 G4-3 ③		C SI 95 X SI 95 0-1 SF8 ② 2-3 3-H		C CU 77 B FF 95 B SL 87 X FF 96 2-1 E6 2-3			3	0	0	1	0	0	1
6 Ryan Howard, L (1, 3) OBP: 0.318, SLG: 0.429		B FF 94 C CH 89 B FF 95 B SI 94 F CH 89 F SI 90 F SI 90 B SI 96 4-2 25 3 1B G4-6-3 BB		C FF 92 F FF 94 X SI 94 0-2 25 3 1B G1-6-3 1B	D SI 91 F SI 90 X SI 91 1-1 L8 ③		B SL 90 S SL 88 B FF 96 F SL 89 X SL 88 2-2 G4-3 ③			3	0	1	0	1	0	4
3 Marlon Byrd, R (1, 9) OBP: 0.316, SLG: 0.478		C SI 96 B SL 84 X SI 95 1-1 25 G4-6-3 1-2 1B		S CH 90 B FF 95 X SI 94 1-1 25 G1-6-3 1-2 1B		X SL 83 0-0 25 G4-3 9 1B 1B		B FF 90 S FF 90 S FC 86 F FF 91 F FF 91 S FC 87 1-3 K ①		4	1	3	0	0	1	0
25 Cody Asche, L (1, 5) OBP: 0.340, SLG: 0.427		X CH 89 0-0 G4-6-3 ① 1-2 2-3		C CH 89 X SI 93 0-1 G1-6-3 ①② 1-2f 2-3		X SI 92 0-0 G4-3 ① 1-2		X CU 78 0-0 G4-3 ②		4	0	0	0	0	0	5
9 Domonic Brown, L (1, 7) OBP: 0.271, SLG: 0.322		B FF 94 F SI 95 F SI 96 B SL 83 D SI 92 S SI 92 3-3 K ②		F FF 95 X SI 92 0-1 G3 ③		B SI 93 F CH 89 X CH 89 1-1 2 G4-6-3 2-H 1B		C FF 90 B FF 91 B FC 87 X FF 91 2-1 F8 ③		4	0	1	1	0	1	3
2 Ben Revere, L (1, 8) OBP: 0.289, SLG: 0.328		I IN 79 I IN 79 I IN 73 I IN 71 4-0 IBB			C FF 92 C FF 92 X SI 90 0-2 E4 11 34 1B SH3-4 26 SF8	X SI 94 0-0 G4-6-3 ②③ 1-2f			B SL 83 C SI 94 S SL 83 S SL 83 1-3 K ①	3	1	0	0	1	1	1
34 A.J. Burnett, R (1, 1) OBP: 0.229, SLG: 0.265 19 Tony Gwynn Jr., L (7, PH) OBP: 0.263, SLG: 0.174 59 Antonio Bastardo, R (8, 1) 30 Justin De Fratus, S (9, 1) 16 César Hernández, S (9, PH) OBP: 0.306, SLG: 0.316		C SL 82 B FF 96 B FF 96 X SI 96 2-1 G5-3 ③			B FF 94 X SI 93 1-0 SH3-4 ① 1-2		C SI 94 S SI 91 S SI 91 0-3 K ①		C SI 94 C SL 84 B SI 94 F SI 94 S SL 83 1-3 K ②	1	0	0	0	0	0	3
										1	0	0	0	0	1	0
										0	0	0	0	0	0	0
										0	0	0	0	0	0	0
										1	0	0	0	0	1	0
Inning Stats	R: 0 E: 0 K: 0 S: 5 H: 0 LOB: 0 BB: 0 P: 8	R: 0 E: 0 K: 1 S: 12 H: 1 LOB: 3 BB: 2 P: 26	R: 0 E: 0 K: 1 S: 7 H: 0 LOB: 0 BB: 0 P: 12	R: 0 E: 0 K: 0 S: 9 H: 2 LOB: 1 BB: 0 P: 10	R: 1 E: 1 K: 0 S: 14 H: 1 LOB: 2 BB: 0 P: 21	R: 1 E: 0 K: 0 S: 5 H: 2 LOB: 0 BB: 0 P: 6	R: 0 E: 1 K: 1 S: 11 H: 1 LOB: 2 BB: 0 P: 16	R: 0 E: 0 K: 1 S: 8 H: 0 LOB: 0 BB: 0 P: 11	R: 0 E: 0 K: 3 S: 13 H: 0 LOB: 0 BB: 0 P: 17	1B: 6 2B: 1 3B: 0 HR: 0	SF: 1 SAC: 1 DP: 2 HBP: 1			WP: 0 PB: 0 SB: 0 CS: 0	PA: 37		

PITCHER		IP	WLS	BF	H	R	ER	SO	BB	IBB	HBP	BLK	WP	HR	S	P	ERA	WHIP
37 Henderson Alvarez III, R ERA: 2.32	(1, 1)	6.2	W	29	7	2	1	3	1	1	1	0	0	0	58	90	1.35	1.200
40 Mike Dunn, L ERA: 3.72	(7, 1)	0.1	H	2	0	0	0	0	0	0	0	0	0	0	5	9	0.00	0.000
63 Kevin Gregg, R ERA: 5.4	(8, 1)	1.0	H	3	0	0	0	1	0	0	0	0	0	0	8	11	0.00	0.000
31 Steve Cishek, R ERA: 1.93	(9, 1)	1.0	S	3	0	0	0	3	0	0	0	0	0	0	13	17	0.00	0.000

PITCHER	IP	WLS	BF	H	R	ER	SO	BB	IBB	HBP	BLK	WP	HR	S	P	ERA	WHIP

BOTTOM

Miami Marlins @ Philadelphia Phillies

Citizens Bank Park, Philadelphia, PA

Wed Jun 25 2014, 7:08 PM - 10:01 PM EDT

Att. 23,360 - Cloudy - 87 F

livebaseballscorecards.com

AB	32
R	2
H	7
RBI	2
BB	2
SO	7
LOB	18

Miami Marlins @ Philadelphia Phillies

Citizens Bank Park, Philadelphia, PA

Thu Jun 26 2014, 7:10 PM - 11:49 PM EDT

Att. 34,168 - Cloudy - 88 F

TOP

livebaseballscorecards.com

Batter	1	2	3	4	5	6	7	8	9	10	11	12	13	14	AB	R	H	RBI	BB	SO	LOB
23 Jake Marisnick, R (1, 8) OBP: 0.217, SLG: 0.163	L7				K			B5-3		F9			K		6	0	1	0	0	2	0
59 Ed Lucas, R (1, 6) OBP: 0.292, SLG: 0.283 (11, 7)	K		59 S 1B / L6 1-2			K2-3		9 WP 27 BB 1B		G5-3			F9		6	0	1	0	0	2	1
27 Giancarlo Stanton, R (1, 9) OBP: 0.404, SLG: 0.596	G5-3		HR			9 G6-4-3 1B		9 WP BB 1-2			13 G5-4-3 BB		F7		4	1	2	1	2	0	0
9 Casey McGehee, R (1, 5) OBP: 0.373, SLG: 0.389		G5-3	1B			G6-4-3 1-2f		IBB 1-2 2-3			F9			G6-3	5	0	1	0	1	0	2
13 Marcell Ozuna, R (1, 7) OBP: 0.310, SLG: 0.447 41 Chris Hatcher, R (11, 1)		L8	K				HR	K			G5-4-3 1-2f			F7	5	1	1	1	0	2	5
10 Jeff Baker, R (1, 3) OBP: 0.261, SLG: 0.317 46 Garrett Jones, L (9, PH) OBP: 0.323, SLG: 0.438 (9, 3)		K	K	K			G6-3		K			G6-3		2B	3	0	0	0	0	2	1
39 Jarrod Saltalamacchia, Sr (1, 2) OBP: 0.346, SLG: 0.422			HR	K			F8		G3			G5-3		IBB	5	1	1	1	1	1	1
17 Donovan Solano, R (1, 4) OBP: 0.220, SLG: 0.246 (11, 6)			G4-3		L9		G6-3		K			1B		L5	6	0	1	0	0	1	2
34 Tom Koehler, R (1, 1) OBP: 0.115, SLG: 0.080 57 Bryan Morris, L (7, 1) 5 Reed Johnson, R (8, PH) OBP: 0.301, SLG: 0.429 40 Mike Dunn, L (8, 1) 63 Kevin Gregg, R (9, 1) 48 Justin Bour, L (10, PH) OBP: 0.391, SLG: 0.350 44 AJ Ramos, R (10, 1) 32 Derek Dietrich, L (11, 4) OBP: 0.333, SLG: 0.406			G3-1		G4-3			F9		K		G3			2	0	0	0	0	0	0
															0	0	0	0	0	0	0
															1	0	0	0	0	0	0
															0	0	0	0	0	0	0
															0	0	0	0	0	0	0
															1	0	0	0	0	1	0
															0	0	0	0	0	0	0
															1	0	0	0	0	0	1
Inning Stats	R: 0 E: 0 K: 1 S: 8 H: 0 LOB: 0 BB: 0 P: 14	R: 0 E: 0 K: 1 S: 7 H: 0 LOB: 0 BB: 0 P: 10	R: 1 E: 0 K: 0 S: 13 H: 2 LOB: 1 BB: 0 P: 22	R: 1 E: 0 K: 3 S: 13 H: 2 LOB: 1 BB: 0 P: 20	R: 0 E: 0 K: 1 S: 7 H: 0 LOB: 0 BB: 0 P: 9	R: 0 E: 0 K: 1 S: 8 H: 1 LOB: 0 BB: 0 P: 12	R: 1 E: 0 K: 0 S: 8 H: 1 LOB: 0 BB: 0 P: 11	R: 0 E: 0 K: 1 S: 12 H: 1 LOB: 3 BB: 2 P: 25	R: 0 E: 0 K: 2 S: 8 H: 0 LOB: 0 BB: 0 P: 10	R: 0 E: 0 K: 1 S: 13 H: 0 LOB: 0 BB: 0 P: 20	R: 0 E: 0 K: 0 S: 10 H: 0 LOB: 0 BB: 1 P: 16	R: 0 E: 0 K: 0 S: 7 H: 1 LOB: 1 BB: 0 P: 7	R: 0 E: 0 K: 1 S: 10 H: 0 LOB: 0 BB: 0 P: 14	R: 0 E: 0 K: 0 S: 9 H: 1 LOB: 2 BB: 1 P: 17	1B: 5 2B: 1 3B: 0 HR: 3	SF: 0 SAC: 0 DP: 2 HBP: 0	WP: 1 PB: 0 SB: 1 CS: 0	PA: 53					

	AB	49
	R	3
	H	9
	RBI	3
	BB	4
	SO	12
	LOB	13

MIAMI

PITCHER	IP	WLS	BF	H	R	ER	SO	BB	IBB	HBP	BLK	WP	HR	S	P	ERA	WHIP
35 Cole Hamels, L (1, 1) ERA: 2.84	7.0		26	6	3	3	7	0	0	0	0	0	3	64	98	3.86	0.857
63 Jake Diekman, L (8, 1) ERA: 4.25	1.0		6	1	0	0	1	1	1	0	0	1	0	12	25	0.00	2.000
58 Jonathan Papelbon, R (9, 1) ERA: 1.44	1.0		3	0	0	0	2	0	0	0	0	0	0	8	10	0.00	0.000
59 Antonio Bastardo, L (10, 1) ERA: 2.68	1.0		3	0	0	0	1	0	0	0	0	0	0	13	20	0.00	0.000
53 Ken Giles, R (11, 1) ERA: 1.29	1.0		3	0	0	0	0	1	0	0	0	0	0	10	16	0.00	1.000

PITCHER	IP	WLS	BF	H	R	ER	SO	BB	IBB	HBP	BLK	WP	HR	S	P	ERA	WHIP
43 Mario Hollands, L (12, 1) ERA: 2.2	1.0		4	1	0	0	0	0	0	0	0	0	0	7	7	0.00	1.000
30 Justin De Fratus, R (13, 1) ERA: 1.71	2.0	W	8	1	0	0	1	0	1	0	0	0	0	19	31	0.00	0.500

BOTTOM

Miami Marlins @ Philadelphia Phillies

Citizens Bank Park, Philadelphia, PA

Thu Jun 26 2014, 7:10 PM - 11:49 PM EDT

Att. 34,168 - Cloudy - 88 F

livebaseballscorecards.com

Batter	1	2	3	4	5	6	7	8	9	10	11	12	13	14	AB	R	H	RBI	BB	SO	LOB
2 Ben Revere, L (1, 8) OBP: 0.296, SLG: 0.332	F7		1B		11 G3-1 26 1B 11 S 1B		G6-3 2-3			6 FC4-6 11 WP 1B	1-2 BB		G6-3		6	1	3	0	1	0	1
11 Jimmy Rollins, S (1, 6) OBP: 0.337, SLG: 0.389	F7		F8		G3-1 1-3		E3 3-H			6 FC4-6 BB	P6			26 HR 1B	6	1	1	0	1	0	4
26 Chase Utley, L (1, 4) OBP: 0.356, SLG: 0.459	F9			25 1B 6 1B 51 SF7 1B	3-H 1B		G5-3			P6	G3-1			1-H HR	7	2	3	3	0	0	3
6 Ryan Howard, L (1, 3) OBP: 0.318, SLG: 0.427		3 FC6-4 1B		25 1B 1-2 1B	L8			K		FC4-6 3 DI 1-2f 2-3		L8			6	0	2	0	0	1	3
3 Marlon Byrd, R (1, 9) OBP: 0.317, SLG: 0.473		FC6-4 1-2f		F4		K	K	K		IBB		25 1B 1B			5	0	1	0	1	2	3
25 Cody Asche, L (1, 5) OBP: 0.339, SLG: 0.423		K		1-2 2-3 1B		K	K	K		G4-3		1-2 1B			6	0	2	0	0	3	4
51 Carlos Ruiz, R (1, 2) OBP: 0.363, SLG: 0.357		F9		SF7 3-H		F7	G6-3				7 FC5-4 HBP	G4-3			4	0	0	1	0	0	3
15 John Mayberry Jr., R (1, 7) OBP: 0.333, SLG: 0.449			K	K			2 G6-3 19 SH5-3 11 E 1B		P2		K		K		2	0	0	0	0	2	2
9 Domonic Brown, L (7, PH) (8, 7)			F7		K		SH5-3 1-2		K		FC5-4 2 BB 1-2f		K		4	1	1	0	0	2	1
35 Cole Hamels, L 19 Tony Gwynn Jr., L 63 Jake Diekman, R 58 Jonathan Papelbon, R 16 César Hernández, S 59 Antonio Bastardo, R 53 Ken Giles, R 7 Ronny Cedeno, R 43 Mario Hollands, L 30 Justin De Fratus, S															2 0 0 0 0 1 0 0 0 0 0 0 0 0 0 0 0 0 0 0 0 1 0 0 0 0 1 0 0 0 0 0 0 0 0 0 0 0 0 0 0 0 1 0 0 0 0 0 1 0 0 0 0 0 0 0 1 0 0 0 0 1 0			
Inning Stats	R: 0 E: 0 K: 0 S: 8 H: 0 LOB: 0 BB: 0 P: 12	R: 0 E: 0 K: 1 S: 11 H: 1 LOB: 1 BB: 0 P: 14	R: 0 E: 0 K: 1 S: 11 H: 1 LOB: 1 BB: 0 P: 14	R: 1 E: 0 K: 1 S: 14 H: 3 LOB: 2 BB: 0 P: 20	R: 1 E: 0 K: 1 S: 12 H: 2 LOB: 1 BB: 0 P: 21	R: 0 E: 0 K: 2 S: 9 H: 0 LOB: 0 BB: 0 P: 11	R: 1 E: 1 K: 0 S: 10 H: 1 LOB: 1 BB: 0 P: 16	R: 0 E: 0 K: 3 S: 10 H: 0 LOB: 0 BB: 0 P: 13	R: 0 E: 0 K: 1 S: 8 H: 0 LOB: 0 BB: 0 P: 12	R: 0 E: 0 K: 0 S: 14 H: 1 LOB: 3 BB: 2 P: 29	R: 0 E: 0 K: 1 S: 16 H: 0 LOB: 2 BB: 1 P: 27	R: 0 E: 0 K: 0 S: 11 H: 2 LOB: 2 BB: 0 P: 17	R: 0 E: 0 K: 2 S: 8 H: 0 LOB: 0 BB: 0 P: 10	R: 2 E: 0 K: 0 S: 8 H: 2 LOB: 0 BB: 0 P: 11	1B: 12 2B: 0 3B: 0 HR: 1 SF: 1 SAC: 1 DP: 0 HBP: 1						

	AB	51
	R	5
	H	13
	RBI	4
	BB	3
	SO	13
	LOB	25

WP: 1 PB: 0 SB: 1 CS: 0 PA: 57

PITCHER		IP	WLS	BF	H	R	ER	SO	BB	IBB	HBP	BLK	WP	HR	S	P	ERA	WHIP
34 Tom Koehler, R ERA: 3.7	(1, 1)	6.0		25	7	2	2	6	0	0	0	0	0	0	65	92	3.00	1.167
57 Bryan Morris, R ERA: 2.35	(7, 1)	1.0	B	5	1	1	0	0	0	0	0	0	0	0	10	16	0.00	1.000
40 Mike Dunn, L ERA: 3.6	(8, 1)	1.0		3	0	0	0	3	0	0	0	0	0	0	10	13	0.00	0.000
63 Kevin Gregg, R ERA: 4.15	(9, 1)	1.0		3	0	0	0	1	0	0	0	0	0	0	8	12	0.00	0.000
44 AJ Ramos, R ERA: 2.17	(10, 1)	1.2		10	1	0	0	1	2	1	1	0	1	0	27	50	0.00	1.800

PITCHER		IP	WLS	BF	H	R	ER	SO	BB	IBB	HBP	BLK	WP	HR	S	P	ERA	WHIP
41 Chris Hatcher, R ERA: 3.93	(11, 1)	2.1	L	11	4	2	2	2	0	0	0	0	0	1	30	44	7.71	1.714

Atlanta Braves @ Philadelphia Phillies

Citizens Bank Park, Philadelphia, PA

Fri Jun 27 2014, 7:09 PM - 10:18 PM EDT

Att. 38,100 - Partly Cloudy - 86 F

TOP

livebaseballscorecards.com

Batter	1	2	3	4	5	6	7	8	9	AB	R	H	RBI	BB	SO	LOB
2 B.J. Upton, R (1, 8) OBP: 0.270, SLG: 0.336	C SI 89 B FC 88 F SI 90 X SL 77 1-2 19 BB 5 HR 1B	B SI 88 X SL 76 1-0 ② G6-3		S SI 88 F SI 89 F CH 82 D SI 90 B SI 90 B CH 82 S SI 90 3-3 ① K		X FC 87 0-0 ③ P2			F FF 94 B SI 92 F SI 92 B SL 87 S FF 95 2-3 ① K	5	1	1	0	0	2	2
19 Andrelton Simmons, R (1, 6) OBP: 0.292, SLG: 0.363	C SI 90 B SI 89 D SI 90 B SI 90 D SI 90 4-1 1-2 5 HR BB	X SL 76 0-0 5 2B 1B		B SI 90 F SI 90 X CH 80 1-1 ② F8 2-3			B FC 86 X SI 89 1-0 ① G6-3		B FF 95 S FF 94 F SI 94 F SL 88 F FF 95 X CH 86 1-2 ② L5	4	2	1	0	1	0	2
5 Freddie Freeman, L (1, 3) OBP: 0.377, SLG: 0.507	X FC 87 0-0 1-H 2-H HR	X SI 89 0-0 1-H 2B		F CH 80 C SI 90 B CH 82 F SI 91 S FC 89 1-3 ③ K			C FC 87 F CH 82 X SI 91 0-2 1B		B SI 93 C SI 93 B SL 87 B SI 92 S SI 93 S CH 86 3-3 ③ K	5	1	3	4	0	2	2
24 Evan Gattis, R (1, 2) OBP: 0.342, SLG: 0.558 11 Gerald Laird, R (1, 2) OBP: 0.301, SLG: 0.277	S SI 89 S SI 89 B FC 88 B SI 91 S CH 81 2-3 ① K	X SI 89 0-0 ③ F8			C SI 86 X SI 88 0-1 22 G3-1 2B		C SI 90 B FC 87 X FC 87 1-1 ② F8			1 3	0 0	0 1	0 0	0 0	1 0	0 2
22 Jason Heyward, L (1, 9) OBP: 0.344, SLG: 0.382	F FC 87 B FC 87 B CH 80 B FC 88 D FC 87 4-1 23 F8 8 1B BB	F CH 77 B FC 85 F FC 85 B FC 86 F SI 89 F FC 87 F CH 81 S CH 81 2-3 ① K2-3		C SI 89 B FC 87 X CH 81 1-1 ① G3-1 2-3		C FC 88 D FC 88 B FC 88 X FC 88 2-1 ③ G1-3			3	0	0	0	1	1	2
8 Justin Upton, R (1, 7) OBP: 0.346, SLG: 0.515	B SI 90 B SI 90 X SI 89 2-0 1-2 1B	F SI 89 B SI 89 B SI 88 F SI 90 C FC 86 2-3 ② K		H SI 88 1-0 23 G5-4-3 HBP				X FC 85 0-0 ① G5-3		3	0	1	0	0	1	0
23 Chris Johnson, R (1, 5) OBP: 0.296, SLG: 0.357	C FC 90 F FC 87 X SL 79 0-2 ② F8 2-3	F SL 77 X SI 89 0-1 ③ G6-3		F FC 86 D CH 82 B SI 90 F SI 90 X CH 83 2-2 ②③ G5-4-3 1-2f				T FC 85 X FC 86 0-1 1B		4	0	1	0	0	0	4
26 Dan Uggla, R (1, 4) OBP: 0.241, SLG: 0.236	C CH 79 S CH 81 F SI 89 F CH 81 D SL 80 1 SAFE D CH 82 S CH 82 2-3 ③ K			F SI 88 C FC 86 B CH 80 B CH 80 X SI 90 2-2 19 F8 49 SH 1B		X FC 86 0-0 ① L8		C FC 85 S CH 81 B CH 82 D CH 82 F FC 86 X SI 91 2-2 ② F8		4	0	1	0	0	1	3
49 Julio Teheran, R (1, 1) OBP: 0.103, SLG: 0.128 7 Tommy La Stella, L (8, PH) OBP: 0.333, SLG: 0.299 52 Jordan Walden, R (8, 1) 46 Craig Kimbrel, R (9, 1)		C SI 86 C SI 87 S CH 80 0-3 ① K		B SI 87 F SI 88 X SI 88 1-1 SH 1-2		C SI 88 B CH 80 C SI 89 S SL 78 1-3 ② K		C FC 88 S FC 88 F SI 92 D CH 84 D CH 85 X CH 83 2-2 ③ G3-1		2 1 0 0	0 0 0 0	0 0 0 0	0 0 0 0	2 0 0 0	0 0 0 0	0 1 0 0
Inning Stats	R: 3 E: 0 K: 2 S: 18 H: 3 LOB: 2 BB: 2 P: 33	R: 1 E: 0 K: 1 S: 7 H: 2 LOB: 1 BB: 0 P: 8	R: 0 E: 0 K: 2 S: 11 H: 0 LOB: 0 BB: 0 P: 15	R: 0 E: 1 K: 2 S: 15 H: 1 LOB: 2 BB: 0 P: 23	R: 0 E: 0 K: 0 S: 7 H: 1 LOB: 1 BB: 0 P: 11	R: 0 E: 0 K: 1 S: 5 H: 0 LOB: 0 BB: 0 P: 6	R: 0 E: 0 K: 0 S: 8 H: 1 LOB: 1 BB: 0 P: 12	R: 0 E: 0 K: 0 S: 11 H: 1 LOB: 1 BB: 0 P: 15	R: 0 E: 0 K: 2 S: 11 H: 0 LOB: 0 BB: 0 P: 17	1B: 6 2B: 2 3B: 0 HR: 1 SF: 0 SAC: 1 DP: 1 HBP: 1						

	AB	35
	R	4
	H	9
	RBI	4
	BB	2
	SO	10
	LOB	18

WP: 0 PB: 0 SB: 0 CS: 0 PA: 39

PITCHER		IP	WLS	BF	H	R	ER	SO	BB	IBB	HBP	BLK	WP	HR	S	P	ERA	WHIP
38 Kyle Kendrick, R ERA: 4.22	(1, 1)	8.0	L	36	9	4	4	8	2	0	1	0	0	1	82	123	4.50	1.375
39 B.J. Rosenberg, R ERA: 7.88	(9, 1)	1.0		3	0	0	0	2	0	0	0	0	0	0	11	17	0.00	0.000

PITCHER	IP	WLS	BF	H	R	ER	SO	BB	IBB	HBP	BLK	WP	HR	S	P	ERA	WHIP

BOTTOM

Atlanta Braves @ Philadelphia Phillies

Citizens Bank Park, Philadelphia, PA

Fri Jun 27 2014, 7:09 PM - 10:18 PM EDT

Att. 38,100 - Partly Cloudy - 86 F

livebaseballscorecards.com

Batter	1	2	3	4	5	6	7	8	9	AB	R	H	RBI	BB	SO	LOB
2 Ben Revere, L (1, 8) OBP: 0.303, SLG: 0.346	C FF 90 X SI 90 0-1 11 G1-6-3 1B			C FF 89 B CU 73 B CU 72 X FF 91 2-1 11 G4-3 3B	C FF 93 B SL 84 X SL 81 1-1 11 S 1B			X FF 94 0-0 ① F8		4	1	3	0	0	0	1
11 Jimmy Rollins, S (1, 6) OBP: 0.333, SLG: 0.384	B SI 90 X SI 91 1-0 ① ② G1-6-3 1-2f			F SL 82 X SI 91 0-1 ① G4-3 3-H	B CU 74 F CH 92 F FF 93 B SL 83 S FF 93 2-3 ③ K 1-2			B FF 95 1 SAFE F FF 96 B CH 88 F FF 97 S CH 86 2-3 ② K 1-2		4	0	0	1	0	2	3
26 Chase Utley, L (1, 4) OBP: 0.357, SLG: 0.458	C FF 92 F SI 91 F FF 94 B CU 77 C CU 74 1-3 ③ K			X SI 89 0-0 6 E 3 1B 1B		C FF 91 F FF 92 S CU 71 0-3 ① K		B CH 87 B CH 86 B FF 96 B FF 95 4-0 BB		3	1	1	0	1	2	0
6 Ryan Howard, L (1, 3) OBP: 0.314, SLG: 0.421		F FF 92 F CU 74 B SL 84 S FF 93 1-3 ① K		D CU 75 S CH 81 B CU 75 1 SAFE X CH 82 2-1 FC4 3 1B 1-2		X CH 81 0-0 ② F9		S CH 88 B CH 86 F FF 96 B CH 87 B CH 87 F CH 88 S FF 96 3-3 ③ K		4	0	0	0	0	2	3
3 Marlon Byrd, R (1, 9) OBP: 0.319, SLG: 0.472		F FF 94 B FF 93 S SL 83 X FF 94 1-2 ② L9		B SL 81 F SL 81 X SL 80 1-1 1-2 2-H 1B		B FF 92 S FF 93 B SL 80 X SL 82 2-1 ③ P6			C FF 97 S KC 86 B KC 86 B FF 98 B FF 98 B FF 98 4-2 9 PB BB	3	0	1	1	1	0	0
25 Cody Asche, L (1, 5) OBP: 0.331, SLG: 0.412		C SI 91 F CU 75 B SI 91 B FF 93 F SI 91 X SL 84 2-2 ③ P1		D SI 90 2 SAFE B CH 83 F SI 90 B SI 90 X SI 89 3-1 ② F8			B FF 90 B SI 87 C FF 92 X SI 89 2-1 ① F7		C FF 96 F FF 98 S FF 98 0-3 ① K	4	0	0	0	0	1	3
15 John Mayberry Jr., R (1, 7) OBP: 0.331, SLG: 0.441		F FF 92 B SL 82 S SL 82 B FF 94 X CU 74 2-2 29 G5-4-3 1B		B FF 92 S SL 82 B SL 82 F FF 93 F SL 81 B FF 93 F SL 82 F FF 93 F CU 74 3-2 F SL 82 T FF 94 K			F FF 93 B SL 81 S SI 87 F FF 93 B SL 82 F SI 88 F FF 93 X CH 80 2-2 ② G5-3		B FF 97 X FF 97 1-0 ② L8	4	0	1	0	0	1	3
29 Cameron Rupp, R (1, 2) 9 Domonic Brown, L (9, PH) OBP: 0.269, SLG: 0.320				D SL 82 B FF 92 F FF 92 X SL 80 2-1 ① ② G5-4-3 1-2f	B SL 80 B FF 92 S CU 73 B SL 82 S FF 93 2-3 ① K		F SL 93 B FF 93 B CU 73 F FF 92 B CU 75 F FF 94 S FF 92 3-3 ③ K		B KC 86 F FF 98 F KC 86 F FF 99 S KC 88 1-3 ③ K 1-2	3 1	0 0	0 0	0 0	0 0	2 1	1 1
38 Kyle Kendrick, R (1, 1) OBP: 0.094, SLG: 0.065 16 César Hernández, S (8, PH) OBP: 0.310, SLG: 0.321 39 B.J. Rosenberg, R (9, 1)				C FF 92 B FF 93 B FF 91 S FF 92 S FF 93 2-3 ③ K	B FF 90 C FF 90 B FF 91 F FF 89 F FF 92 S FF 92 2-3 ② K			B FF 96 B FF 96 C FF 94 X FF 95 2-1 11 WP 1B		2 1 0	0 0 0	0 1 0	0 0 0	0 0 0	2 0 0	0 0 0
Inning Stats	R: 0 E: 0 K: 1 S: 7 H: 1 LOB: 0 BB: 0 P: 9	R: 0 E: 0 K: 1 S: 10 H: 0 LOB: 0 BB: 0 P: 14	R: 0 E: 0 K: 1 S: 8 H: 1 LOB: 0 BB: 0 P: 14	R: 2 E: 1 K: 1 S: 19 H: 3 LOB: 2 BB: 0 P: 30	R: 0 E: 0 K: 3 S: 12 H: 1 LOB: 1 BB: 0 P: 19	R: 0 E: 0 K: 1 S: 6 H: 0 LOB: 0 BB: 0 P: 8	R: 0 E: 0 K: 1 S: 12 H: 0 LOB: 0 BB: 0 P: 19	R: 0 E: 0 K: 2 S: 10 H: 1 LOB: 2 BB: 1 P: 21	R: 0 E: 0 K: 2 S: 10 H: 0 LOB: 1 BB: 1 P: 16							

	AB	33
	R	2
	H	7
	RBI	2
	BB	2
	SO	13
	LOB	15

	1B: 6	SF: 0	WP: 1	PA: 35
	2B: 0	SAC: 0	PB: 1	
	3B: 1	DP: 2	SB: 1	
	HR: 0	HBP: 0	CS: 0	

PITCHER	IP	WLS	BF	H	R	ER	SO	BB	IBB	HBP	BLK	WP	HR	S	P	ERA	WHIP
49 Julio Teheran, R (1, 1) ERA: 2.34	7.0	W	26	6	2	1	9	0	0	0	0	0	0	74	113	1.29	0.857
52 Jordan Walden, R (8, 1) ERA: 3.1	1.0	H	5	1	0	0	2	1	0	0	0	1	0	10	21	0.00	2.000
46 Craig Kimbrel, R (9, 1) ERA: 2.3	1.0	S	4	0	0	0	2	1	0	0	0	0	0	10	16	0.00	1.000

PITCHER	IP	WLS	BF	H	R	ER	SO	BB	IBB	HBP	BLK	WP	HR	S	P	ERA	WHIP

Atlanta Braves @ Philadelphia Phillies

Citizens Bank Park, Philadelphia, PA

Sat Jun 28 2014, 2:08 PM - 5:16 PM EDT

Att. 28,845 - Partly Cloudy - 81 F

livebaseballscorecards.com

Batter	1	2	3	4	5	6	7	8	9	AB	R	H	RBI	BB	SO	LOB
2 B.J. Upton, R (1, 8) OBP: 0.269, SLG: 0.333	S SI 90 B SI 90 B SI 90 X SI 90 2-1 G6-3 ①			B SI 91 X CH 84 1-0 F7 ①		B SI 91 X SI 90 1-0 19 FC6-4 1B	X SI 91 0-0 L6 ③	S SL 84 X SL 83 0-1 F9 ③		5	0	1	0	0	0	2
19 Andrelton Simmons, R (1, 6) OBP: 0.294, SLG: 0.361	B SL 85 C CH 84 F CH 84 B SI 91 F FF 91 B CH 82 B SI 92 4-2 5 G4-6-3 BB			F SI 92 C SI 92 B SL 86 X SI 92 1-2 5 E 5 FC3 8 E 1B		1 SAFE C SI 90 S CH 82 X CH 83 0-2 FC6-4 ① 5 S 8 2B 1-2f		X FF 91 0-0 P3 ①	B FF 95 B SL 83 F FF 94 X FF 94 2-1 G4-3 ①	4	2	1	0	1	0	1
5 Freddie Freeman, L (1, 3) OBP: 0.380, SLG: 0.503	X SI 92 0-0 G4-6-3 ② ③ 1-2f			F SI 92 F SI 91 X CH 79 0-2 FC3 8 E 22 G3 1-3		B SI 90 S CH 84 B CH 84 B CH 85 B CH 83 4-1 8 2B BB 1-2		B FF 90 B FF 91 F FF 91 B SL 82 F FF 92 B FF 92 4-2 22 BB 8 1B 23 1B BB	B SI 95 F SL 83 F FF 92 B SL 85 D SL 84 4-2 22 WP 8 G4-3 23 2B BB	2	4	0	0	3	0	2
8 Justin Upton, R (1, 7) OBP: 0.346, SLG: 0.516		F SI 90 B SI 92 F SI 91 B SI 92 X CH 84 2-2 G5-3 ①		X SI 91 0-0 E3 22 G3 22 WP 2-3 3-H		B SI 91 B SI 92 B SI 92 F SI 90 X SI 90 3-1 22 G3 1-H 2-H 2B		B FF 91 C SL 82 S FF 92 B FF 91 X SL 83 2-2 23 1B 22 BB 7 3B 1B 1-2	B FF 96 B SL 83 F SI 94 X FF 95 2-1 G4-3 ② 1-2	5	1	2	3	0	0	2
22 Jason Heyward, L (1, 9) OBP: 0.345, SLG: 0.378		B CH 86 C CH 86 B SI 92 B SI 92 F SI 92 X SI 93 3-2 G3-1 ②		F SI 91 B CH 84 F CH 84 X CH 84 1-2 G3 ② 1-3 3-H		B CH 85 F CH 83 B SI 91 X CH 84 2-1 G3 ② 2-3		B SL 83 C FF 91 B FF 92 B SL 83 C FF 92 B FF 92 4-2 23 1B 7 3B 1-2 2-3 BB	B SL 84 B FF 94 F SI 94 B FF 94 C FF 94 B FF 94 4-2 23 2B 2-3 BB	3	1	0	1	2	0	2
23 Chris Johnson, R (1, 5) OBP: 0.297, SLG: 0.361		B SI 93 F SI 90 B SI 91 S CH 85 F CH 84 F SI 91 S CH 84 2-3 K ③		B SI 91 S CH 85 X CH 84 1-1 G5-3 ③		B CH 84 S SI 90 S CH 85 D SI 92 S CH 83 2-3 K ③		B FF 92 X FF 93 1-0 7 3B 1B 1-2 2-3 3-H	C SL 83 C SL 83 X SL 85 0-2 1-3 3-H 2B	5	1	2	2	0	2	2
7 Tommy La Stella, L (1, 4) OBP: 0.327, SLG: 0.314			C SI 91 B SI 93 F SI 92 X CH 84 1-2 L7 ①		S SI 91 X FF 91 0-1 F7 ①		C SL 84 B SL 83 X SI 91 1-1 G4-3 ①	C SL 83 S FF 92 B SL 84 F SL 83 X FF 91 1-2 11 WP 3B 1-H 2-H 3-H	X FF 94 0-0 G3-1 ③	5	1	1	3	0	0	2
11 Gerald Laird, R (1, 2) OBP: 0.299, SLG: 0.267			B SL 84 B CH 85 C SI 91 F SI 92 X SI 91 2-2 P4 ②		B CH 85 T SI 91 X SI 91 1-1 G6-3 ②		L SI 90 F SL 86 X SL 86 0-2 G4-3 ②	B FF 93 B SI 93 C FF 92 F SI 93 B FF 96 B FF 95 4-2 43 SH5-4 3-H BB		3	0	0	0	1	0	0
30 Ervin Santana, R (1, 1) OBP: 0.114, SLG: 0.088 43 Luis Avilán, L (7, 1) 59 Shae Simmons, R (9, 1)			X FF 90 0-0 B1-3 ③		C FF 89 B SI 91 B SI 90 T SI 90 F SI 90 X SI 90 2-2 G5-3 ③		B SI 91 B SI 91 B FF 90 C FF 89 B FF 89 4-1 BB	L FF 92 X 0-1 SH5-4 ② 1-2		2 0 0	0 0 0	0 0 0	1 0 0	0 0 0	0 0 0
Inning Stats	R: 0 E: 0 K: 0 S: 6 H: 0 LOB: 0 BB: 1 P: 12	R: 0 E: 0 K: 1 S: 11 H: 0 LOB: 0 BB: 0 P: 18	R: 0 E: 0 K: 0 S: 7 H: 0 LOB: 0 BB: 0 P: 10	R: 2 E: 2 K: 0 S: 13 H: 1 LOB: 1 BB: 0 P: 17	R: 0 E: 0 K: 0 S: 8 H: 0 LOB: 0 BB: 0 P: 11	R: 2 E: 0 K: 1 S: 12 H: 2 LOB: 1 BB: 1 P: 24	R: 0 E: 0 K: 0 S: 7 H: 0 LOB: 1 BB: 1 P: 12	R: 5 E: 0 K: 0 S: 19 H: 3 LOB: 1 BB: 3 P: 35	R: 1 E: 0 K: 0 S: 12 H: 1 LOB: 2 BB: 2 P: 24	1B: 4 2B: 2 3B: 1 HR: 0 SF: 0 SAC: 1 DP: 1 HBP: 0						

	AB	34
	R	10
	H	7
	RBI	9
	BB	8
	SO	2
	LOB	13

WP: 3 PA: 43
PB: 0
SB: 1
CS: 0

PITCHER		IP	WLS	BF	H	R	ER	SO	BB	IBB	HBP	BLK	WP	HR	S	P	ERA	WHIP
27 Roberto Hernandez, R ERA: 4.26	(1, 1)	7.0	L	28	3	4	2	2	3	0	0	0	1	0	64	104	2.57	0.857
59 Antonio Bastardo, L ERA: 3.86	(8, 1)	0.1		6	3	5	5	0	2	0	0	0	0	0	13	25	135.00	15.000
57 Luis García, R ERA: 12.71	(8, 1)	1.2		9	1	1	1	0	3	0	0	0	2	0	18	34	5.40	2.400

PITCHER		IP	WLS	BF	H	R	ER	SO	BB	IBB	HBP	BLK	WP	HR	S	P	ERA	WHIP

BOTTOM

Batter	1	2	3	4	5	6	7	8	9	AB	R	H	RBI	BB	SO	LOB
2 Ben Revere, L (1, 8) OBP: 0.305, SLG: 0.351	C FF 91 B FF 94 C FF 93 S SL 84 1-3 ① **K**	S CH 86 B FF 94 F SL 83 X CH 85 1-2 ③ **G4-3**			B FF 92 C SL 80 X SL 82 1-1 19 1B 1B		B CH 84 B SL 82 X FF 92 2-0 1-3 2B		C SI 95 F FF 94 B FF 95 X SL 85 1-2 ③ **G2**	5	0	2	0	0	1	1
19 Tony Gwynn Jr., L (1, 9) OBP: 0.275, SLG: 0.213 15 John Mayberry Jr., R (7, PH) (8, 9) OBP: 0.328, SLG: 0.437	X FF 94 0-0 6 1B 3B	B FF 93 B CH 86 C FF 94 C SL 80 X CH 85 2-2 ① **P5**			1 SAFE 1 SAFE D CH 85 B FF 94 B FF 93 C FF 90 X FF 94 3-1 1-3 1B		B FF 95 X FF 95 1-0 ③ **G5-3**			3 1	1 0	2 0	0 0	0 0	0 0	0 2
26 Chase Utley, L (1, 4) OBP: 0.356, SLG: 0.455	B FF 94 X CH 87 1-0 ② **P5**	B FF 89 X CH 86 1-0 ② **G4-3**			B SL 84 B CH 87 B SL 85 C FF 96 X FF 88 3-1 ③ **F8**			C FF 94 F FF 94 X FF 92 0-2 6 G3-1 6 WP 25 G4-3 1B		4	1	1	0	0	0	3
6 Ryan Howard, L (1, 3) OBP: 0.313, SLG: 0.419	B SL 85 T CH 86 X FF 95 1-1 3-H 1B	X SL 82 0-0 ③ **G4-3**				S FF 94 B FF 93 B CH 85 X CH 84 2-1 ① **G5-3**		F FF 93 B SI 92 X FF 92 1-1 1-3 ① **G3-1**		4	0	1	1	0	0	1
25 Cody Asche, L (1, 5) OBP: 0.324, SLG: 0.401	B FF 91 S CH 85 X CH 85 1-1 ③ **L9**			C FF 92 F FF 93 X FF 93 0-2 ① **G4-3**		B FF 90 B SL 80 T FF 92 C SL 81 F FF 94 S SL 86 2-3 ② **K**		B FF 96 X FF 94 1-0 ② **G4-3** 3-H		4	0	0	1	0	1	1
9 Domonic Brown, L (1, 7) OBP: 0.269, SLG: 0.319		B SL 82 F FF 93 X CH 84 1-1 ① **F8**		X CH 85 0-0 ② **G4-3**		C FF 92 X FF 94 0-1 ③ **G6-3**		F SI 95 F CU 77 B SI 94 B FF 94 X SI 92 2-2 1B		4	0	1	0	0	0	0
47 Koyie Hill, S (1, 2) OBP: 0.500, SLG: 0.667		F SI 94 F SL 84 X CH 83 0-2 27 1B 2B		C FF 94 B FF 95 F FF 88 B FF 94 F CH 87 S SL 84 2-3 ③ **K**			B CH 83 F FF 93 S CH 84 B FF 94 B SL 82 B FF 95 4-2 2 2B BB	B FF 95 X FF 94 1-0 ③ **G6-3**		3	1	1	0	1	1	1
Ronny Cedeno, R (1, 6) 16 César Hernández, S (7, PH) (8, 6) OBP: 0.303, SLG: 0.313		B SI 91 B SL 83 C SL 85 X FF 91 2-1 ② **G6-3**			C SL 80 X FF 90 0-1 ① **G5-3**		B CH 82 S CH 84 B SL 79 F FF 92 C SL 82 2-3 ① **K**		C FF 93 C SL 84 S SL 84 0-3 ① **K**	2 2	0 0	0 0	0 0	0 2	0 1	1 1
27 Roberto Hernandez, R (1, 1) OBP: 0.077, SLG: 0.077 3 Marlon Byrd, R (7, PH) OBP: 0.318, SLG: 0.470 59 Antonio Bastardo, R (8, 1) 57 Luis García, R (8, 1) 11 Jimmy Rollins, S (9, PH) OBP: 0.332, SLG: 0.382		X FF 93 0-0 2-H 1B			C FF 92 S SL 80 F FF 95 B FF 95 X SL 84 1-2 ② **G6-3**		F SI 91 S SL 84 D SL 83 F FF 95 S SL 85 1-3 ② **K**		X FF 95 0-0 ② **F7**	2 1 0 0 1	0 0 0 0 0	1 0 0 0 0	1 0 0 0 0	0 0 0 0 0	0 1 0 0 0	0 1 0 0 0
Inning Stats	R: 1 H: 2 E: 0 LOB: 1 K: 1 BB: 0 S: 9 P: 13	R: 1 H: 2 E: 0 LOB: 1 K: 0 BB: 0 S: 11 P: 15	R: 0 H: 0 E: 0 LOB: 0 K: 0 BB: 0 S: 5 P: 8	R: 0 H: 0 E: 0 LOB: 0 K: 1 BB: 0 S: 8 P: 10	R: 0 H: 2 E: 0 LOB: 2 K: 0 BB: 0 S: 12 P: 20	R: 0 H: 0 E: 0 LOB: 0 K: 1 BB: 0 S: 8 P: 12	R: 0 H: 1 E: 0 LOB: 2 K: 2 BB: 1 S: 11 P: 21	R: 1 H: 2 E: 0 LOB: 1 K: 0 BB: 0 S: 10 P: 15	R: 0 H: 0 E: 0 LOB: 0 K: 1 BB: 0 S: 7 P: 8	1B: 6 2B: 2 3B: 1 HR: 0	SF: 0 SAC: 0 DP: 0 HBP: 0			WP: 1 PB: 0 SB: 0 CS: 0		PA: 37	

PITCHER	IP	WLS	BF	H	R	ER	SO	BB	IBB	HBP	BLK	WP	HR	S	P	ERA	WHIP
30 Ervin Santana, R (1, 1) ERA: 4.05	6.2	W	28	7	2	2	5	1	0	0	0	0	0	63	97	2.70	1.200
43 Luis Avilán, L (7, 1) ERA: 4.44	1.1	H	6	2	1	1	0	0	0	0	0	1	0	11	17	6.75	1.500
59 Shae Simmons, R (9, 1) ERA: 1.5	1.0		3	0	0	0	1	0	0	0	0	0	0	7	8	0.00	0.000

PITCHER	IP	WLS	BF	H	R	ER	SO	BB	IBB	HBP	BLK	WP	HR	S	P	ERA	WHIP

Atlanta Braves @ Philadelphia Phillies

Citizens Bank Park, Philadelphia, PA

Sat Jun 28 2014, 2:08 PM - 5:16 PM EDT

Att. 28,845 - Partly Cloudy - 81 F

livebaseballscorecards.com

AB	36
R	3
H	9
RBI	3
BB	1
SO	6
LOB	12

Batter	1	2	3	4	5	6	7	8	9	AB	R	H	RBI	BB	SO	LOB
17 Jordan Schafer, L (1, 8) OBP: 0.246, SLG: 0.250	B FF 88 F FF 89 S FF 91 X SL 80 1-2 5 G4-3 19 S 8 1B 1B		F FF 93 F CU 72 S CH 79 0-3 ② K		C SI 92 B SL 76 F CH 77 B FF 93 B FF 92 X FF 90 3-2 ③ L7		X FF 93 0-0 ① B5-3		F SI 91 B FF 93 B SL 86 F SI 90 X SL 84 2-2 ① L9	5	1	1	0	0	1	1
19 Andrelton Simmons, R (1, 6) OBP: 0.289, SLG: 0.355	B FF 90 F FF 91 F SL 77 B SI 91 X SL 77 2-2 ① F7 1-2		F FF 92 F SL 80 B CU 73 B SI 92 F SL 79 F SL 79 F FF 96 B FF 95 F SI 91 3-2 ③ F SI 93 X SL 78 P5			X SL 79 0-0 ① P3	C FF 93 X FF 92 0-1 ② G6-3		X FF 93 0-0 ② F8	5	0	0	0	0	0	1
5 Freddie Freeman, L (1, 3) OBP: 0.383, SLG: 0.503	D CH 76 F SI 89 X SL 76 1-1 ② G4-3 2-3			B CU 70 X FF 91 1-0 1B		X SL 78 0-0 ② L4	B FF 94 S FF 93 X FF 94 2-1 1B		C SL 85 B SL 85 B SI 92 B CH 85 B SI 92 4-1 BB	4	0	2	0	1	0	1
8 Justin Upton, R (1, 7) OBP: 0.347, SLG: 0.514	B SL 78 X SL 78 1-0 3-H 1B			X SI 90 0-0 ① F8		C SI 91 S SL 80 B CU 73 B FF 92 F SL 79 F CH 77 B FF 94 F SL 77 X FF 93 3-2 4 1B 23 1B 1B	B CH 85 X FF 93 1-0 ③ F9		D FF 92 S FF 92 C SL 84 S SL 84 1-3 ③ K	5	1	2	1	0	1	3
4 Ryan Doumit, S (1, 9) OBP: 0.244, SLG: 0.349 52 Jordan Walden, R (8, 1) 50 Gus Schlosser, R (9, 1) OBP: 1.000, SLG: 1.000	B SI 90 B SI 89 X FF 88 2-0 ③ F7			C SI 90 S SL 76 S CH 76 0-3 ② K		F SI 89 B CH 77 F CH 77 F FF 92 F SL 79 F SI 92 X CU 70 1-2 23 1B 7 2B 1-2 1B		B SI 91 B SI 91 X SI 90 2-0 HR		4 0 0	2 0 0	2 0 0	1 0 0	0 0 0	1 0 0	2 0 0
23 Chris Johnson, R (1, 5) OBP: 0.303, SLG: 0.366		B SI 90 B FF 91 X FF 90 2-0 7 G3-6-3 1B		B FF 92 C SL 74 D CH 77 B FF 92 X FF 90 3-1 ③ F9		X FF 93 0-0 7 2B 1-3 2-H 1B		X SI 94 0-0 7 BB 1B		4	1	3	1	0	0	1
7 Tommy La Stella, L (1, 4) OBP: 0.342, SLG: 0.343		L SI 89 1 SAFE B FF 91 1 SAFE S CH 76 X CH 77 1-2 ①② G3-6-3 1-2f			B FF 91 X FF 91 1-0 2B	B FF 92 F FF 93 B SL 82 S FF 94 B FF 94 F FF 94 X FF 94 3-2 25 1B 1-H 3-H 2B		B SL 86 C SI 91 B CH 85 D SI 91 F SI 91 B SI 92 4-2 22 G4-3 1-2 BB		3	0	2	2	1	0	1
25 Christian Bethancourt, R (1, 2) OBP: 0.250, SLG: 0.250		B SI 91 F FF 89 X SL 79 1-1 ③ G1-3			C SI 90 X SL 77 0-1 ① P3	C FF 94 X FF 91 0-1 2-3 1B		C SL 85 L SL 85 B SI 91 B SI 90 B FF 93 F SI 92 F SL 86 S SL 85 3-3 ① K		4	0	1	0	0	1	3
57 David Hale, R (1, 1) OBP: 0.071, SLG: 0.077 26 Dan Uggla, R (6, PH) OBP: 0.239, SLG: 0.234 38 Anthony Varvaro, R (6, 1) 22 Jason Heyward, L (8, PH) OBP: 0.344, SLG: 0.377 (8, 9)			B FF 89 C SI 89 C FF 89 S FF 92 1-3 ① K		B FF 92 F FF 90 F FF 93 X SL 78 1-2 ② L4	B SL 82 S SL 81 X CH 85 1-1 ③ G1-3		B SL 85 C SL 84 X CH 85 1-1 ②③ G4-3 1-2f		2 1 0 1	0 0 0 0	0 0 0 0	0 0 0 0	0 0 0 0	1 0 0 0	1 2 0 2
Inning Stats	R: 1 E: 0 K: 0 S: 10 H: 2 LOB: 1 BB: 0 P: 17	R: 0 E: 0 K: 0 S: 6 H: 1 LOB: 0 BB: 0 P: 10	R: 0 E: 0 K: 2 S: 14 H: 0 LOB: 0 BB: 0 P: 18	R: 0 E: 0 K: 1 S: 7 H: 1 LOB: 1 BB: 0 P: 11	R: 0 E: 0 K: 0 S: 9 H: 1 LOB: 1 BB: 0 P: 14	R: 3 E: 0 K: 0 S: 23 H: 5 LOB: 2 BB: 0 P: 31	R: 0 E: 0 K: 0 S: 6 H: 1 LOB: 1 BB: 0 P: 9	R: 1 E: 0 K: 1 S: 11 H: 2 LOB: 1 BB: 1 P: 21	R: 0 E: 0 K: 1 S: 8 H: 0 LOB: 1 BB: 1 P: 15	1B: 10 2B: 2 3B: 0 HR: 1 SF: 0 SAC: 0 DP: 2 HBP: 0						

PITCHER	IP	WLS	BF	H	R	ER	SO	BB	IBB	HBP	BLK	WP	HR	S	P	ERA	WHIP
61 Sean O'Sullivan, R (1, 1) ERA: 6.35	5.2	L	24	8	4	4	3	0	0	0	0	0	0	61	89	6.35	1.412
43 Mario Hollands, L (6, 1) ERA: 2.1	1.1		7	3	0	0	0	0	0	0	0	0	0	14	21	0.00	2.250
39 B.J. Rosenberg, R (8, 1) ERA: 7.2	2.0		9	2	1	1	2	2	0	0	0	0	1	19	36	4.50	2.000

PITCHER	IP	WLS	BF	H	R	ER	SO	BB	IBB	HBP	BLK	WP	HR	S	P	ERA	WHIP

TOP

Atlanta Braves @ Philadelphia Phillies

Citizens Bank Park, Philadelphia, PA

Sat Jun 28 2014, 7:17 PM - 10:24 PM EDT

Att. 30,845 - Cloudy - 83 F

livebaseballscorecards.com

AB	38
R	5
H	13
RBI	5
BB	2
SO	5
LOB	18

1B: 10	SF: 0	WP: 0	PA: 40
2B: 2	SAC: 0	PB: 0	
3B: 0	DP: 2	SB: 1	
HR: 1	HBP: 0	CS: 0	

BOTTOM

Atlanta Braves @ Philadelphia Phillies

Citizens Bank Park, Philadelphia, PA

Sat Jun 28 2014, 7:17 PM - 10:24 PM EDT

Att. 30,845 - Cloudy - 83 F

livebaseballscorecards.com

Batter	1	2	3	4	5	6	7	8	9	AB	R	H	RBI	BB	SO	LOB
2 Ben Revere, L (1, 8) OBP: 0.304, SLG: 0.349	G4-3		SF9		G1-3		F7			4	0	1	0	0	0	1
11 Jimmy Rollins, S (1, 6) OBP: 0.328, SLG: 0.378	G4-3		SF9		G4-3		P3			3	0	0	1	0	0	1
3 Marlon Byrd, R (1, 9) OBP: 0.317, SLG: 0.467	F9		K			6 E 1B		F9		4	0	1	0	0	1	1
6 Ryan Howard, L (1, 3) OBP: 0.313, SLG: 0.414		L9		15 FC5-4 BB		E4		G4-3		3	0	0	0	1	0	1
15 John Mayberry Jr., R (1, 7) OBP: 0.325, SLG: 0.430		16 FC3-6 1B		FC5-4 16 1B		F6		K		4	0	1	0	0	1	3
25 Cody Asche, L (1, 5) OBP: 0.316, SLG: 0.391		K		L7		F7			F7	4	0	0	0	0	1	4
16 César Hernández, S (1, 4) OBP: 0.312, SLG: 0.314		FC3-6		L7		L7			26 DI BB	3	0	1	0	1	0	3
29 Cameron Rupp, R (1, 2) OBP: 0.200, SLG: 0.300			2 1B 11 SF9 1B	L6			2 WP 2B		L9	4	1	2	0	0	0	3
61 Sean O'Sullivan, R (1, 1)			K	G4-3			G1-3		G6-3	2	0	0	0	0	1	1
43 Mario Hollands, L (6, 1)										0	0	0	0	0	0	0
9 Domonic Brown, L (7, PH) OBP: 0.268, SLG: 0.318										1	0	0	0	0	0	1
39 B.J. Rosenberg, R (8, 1)										0	0	0	0	0	0	0
26 Chase Utley, L (9, PH) OBP: 0.355, SLG: 0.454										1	0	0	0	0	0	1
Inning Stats	R: 0 E: 0 K: 0 S: 8 H: 0 LOB: 0 BB: 0 P: 15	R: 0 E: 0 K: 1 S: 8 H: 1 LOB: 1 BB: 0 P: 12	R: 1 E: 0 K: 2 S: 18 H: 2 LOB: 1 BB: 0 P: 25	R: 0 E: 0 K: 0 S: 7 H: 1 LOB: 2 BB: 1 P: 13	R: 0 E: 0 K: 0 S: 7 H: 0 LOB: 0 BB: 0 P: 9	R: 0 E: 1 K: 0 S: 14 H: 1 LOB: 2 BB: 0 P: 23	R: 0 E: 0 K: 0 S: 12 H: 1 LOB: 1 BB: 0 P: 17	R: 0 E: 0 K: 1 S: 7 H: 0 LOB: 0 BB: 0 P: 11	R: 0 E: 0 K: 0 S: 12 H: 0 LOB: 1 BB: 1 P: 18	1B: 5 2B: 1 3B: 0 HR: 0 SF: 1 SAC: 0 DP: 0 HBP: 0							

	AB	33
	R	1
	H	6
	RBI	1
	BB	2
	SO	4
	LOB	20

WP: 1 PB: 0 SB: 1 CS: 0 PA: 36

PITCHER	IP	WLS	BF	H	R	ER	SO	BB	IBB	HBP	BLK	WP	HR	S	P	ERA	WHIP
57 David Hale, R (1, 1) ERA: 3.02	5.0	W	20	4	1	1	3	1	0	0	0	0	0	48	74	1.80	1.000
38 Anthony Varvaro, R (6, 1) ERA: 2.32	2.0	H	9	2	0	0	0	0	0	0	0	1	0	26	40	0.00	1.000
52 Jordan Walden, R (8, 1) ERA: 2.95	1.0		3	0	0	0	1	0	0	0	0	0	0	7	11	0.00	0.000
50 Gus Schlosser, R (9, 1) ERA: 4.5	1.0		4	0	0	0	0	1	0	0	0	0	0	12	18	0.00	1.000

PITCHER	IP	WLS	BF	H	R	ER	SO	BB	IBB	HBP	BLK	WP	HR	S	P	ERA	WHIP

Atlanta Braves @ Philadelphia Phillies

Citizens Bank Park, Philadelphia, PA

Sun Jun 29 2014, 1:39 PM - 4:44 PM EDT

Att. 33,215 - Partly Cloudy - 87 F

TOP

livebaseballscorecards.com

Batter	1	2	3	4	5	6	7	8	9	AB	R	H	RBI	BB	SO	LOB
2 B.J. Upton, R (1, 8) OBP: 0.271, SLG: 0.339	B FF 91 C FF 91 F FF 89 F SI 93 C CU 77 1-3 ① K	X FF 91 0-0 1-H 2-H 3B		B CU 75 B FC 88 B FC 90 S SI 91 D SI 91 4-1 1-2 BB		B FF 94 F FF 92 B FF 92 S FF 93 F FF 93 D SL 83 T SL 82 3-2 ③ K			X FF 92 0-0 ② F9	4	0	1	2	1	2	1
14 Ramiro Pena, S (1, 5) OBP: 0.260, SLG: 0.326	C SI 90 B FF 89 C SI 91 B SI 92 F FF 90 X CH 83 2-2 ② G1-4-3	D CH 82 B SI 90 B FF 91 C SI 90 B SI 91 4-1 BB		L SI 89 X FF 90 0-1 ② L8			C SI 96 B SI 96 B SI 95 B SI 96 S SI 97 T SI 98 3-2 ① K		B SL 80 C FF 91 B FS 86 F FF 92 F FF 92 B FF 92 X FS 86 3-2 ③ G4-3	4	0	0	0	1	1	2
5 Freddie Freeman, L (1, 3) OBP: 0.382, SLG: 0.500	B SI 91 C CU 77 X FF 91 1-1 8 BB 1B	S FF 90 B FF 90 F CH 82 S FF 91 1-3 ③ K		F FF 90 S CH 82 B FF 91 B FF 91 X CH 82 2-2 ③ F9			B SI 96 B SL 83 F SI 96 S SI 96 S SL 85 2-3 ② K			4	0	1	0	0	2	4
8 Justin Upton, R (1, 7) OBP: 0.346, SLG: 0.509	B FF 90 B SI 89 B FF 91 C FF 90 D CU 77 4-1 1-2 BB		B CU 74 F SI 89 S CH 82 F CH 83 F FF 89 X SI 89 1-2 ① G6-3		B SI 89 B SI 90 B CH 81 C FF 90 F FF 89 X FF 89 3-2 ① L8		B SI 98 C SI 97 B SI 97 B SI 97 S SI 98 S SI 96 3-3 ③ K			3	0	0	0	1	1	0
22 Jason Heyward, L (1, 9) OBP: 0.343, SLG: 0.373	C SI 91 B CH 83 X CH 83 1-1 ③ P5		B SI 89 B SI 90 B SI 90 F FF 91 C FF 92 X SI 92 3-2 ② G4-3		B FF 89 B SI 89 C SI 89 B CH 82 B SI 90 4-1 19 G5-4-3 BB			B SL 80 B SI 94 C SI 96 B SI 94 C SI 95 X SI 97 3-2 E6 7 G6-3 19 1B		3	0	0	0	1	0	2
19 Andrelton Simmons, R (1, 6) OBP: 0.289, SLG: 0.353		C FF 90 S CH 82 B FF 90 B CH 82 C FF 91 2-3 ① K	X SI 92 0-0 ③ F7		B FF 90 S FF 89 1 SAFE 1 SAFE X CH 82 1-1 ②③ G5-4-3 1-2f			B SI 95 B SL 82 X SI 97 2-0 7 G6-3 1-2 1B		4	0	1	0	0	1	1
7 Tommy La Stella, L (1, 4) OBP: 0.347, SLG: 0.352		B SI 92 F CH 82 B FF 89 B CH 83 S FF 90 B FF 91 4-2 34 1B 2 3B BB		B FF 88 X SI 90 1-0 11 2B 2B		B SL 80 B FF 90 C SI 89 X SL 81 2-1 ① G4-3		L CH 90 L SI 93 X SL 82 0-2 ①② G6-3 1-2f 2-3		3	2	1	0	1	0	2
11 Gerald Laird, R (1, 2) OBP: 0.307, SLG: 0.289		C FF 91 B SI 91 F CH 82 B FF 90 F CH 83 S FF 91 2-3 ② K		X FF 88 0-0 34 FC2-5 2-H 2B		B SL 82 F SL 81 X FF 91 1-1 E1 1B		B SI 97 F SI 96 B SI 96 F SI 97 X SI 98 2-2 ③ G6-3		4	0	2	1	0	1	2
34 Aaron Harang, R (1, 1) OBP: 0.103, SLG: 0.071 59 Shae Simmons, R (8, 1) 4 Ryan Doumit, S (9, PH) OBP: 0.242, SLG: 0.345 46 Craig Kimbrel, R (9, 1)		X FF 90 0-0 2 3B 1-2 1B		X FF 90 0-0 ① FC2-5 2 BB 2-3		F FF 91 S SL 82 D SL 82 F SL 83 X SL 80 1-2 ② F7			C SL 80 B FF 91 B FS 86 F FS 86 T FF 92 2-2 ① K	3 0 1 0	1 0 0 0	1 0 0 0	0 0 0 0	0 0 1 0	0 0 0 0	2 0 0 0

Inning Stats	1	2	3	4	5	6	7	8	9
	R: 0 E: 0 K: 1 S: 13	H: 1 LOB: 2 BB: 1 P: 22	R: 2 E: 0 K: 3 S: 15	H: 2 LOB: 2 BB: 2 P: 28	R: 0 E: 0 K: 0 S: 9	H: 0 LOB: 0 BB: 0 P: 13	R: 1 E: 0 K: 0 S: 9	H: 2 LOB: 2 BB: 1 P: 16	R: 0 E: 0 K: 0 S: 6	H: 0 LOB: 0 BB: 1 P: 14
	R: 0 E: 1 K: 1 S: 12	H: 1 LOB: 1 BB: 0 P: 19	R: 0 E: 0 K: 3 S: 10	H: 0 LOB: 0 BB: 0 P: 18	R: 0 E: 1 K: 0 S: 10	H: 1 LOB: 1 BB: 0 P: 17	R: 0 E: 0 K: 1 S: 8	H: 0 LOB: 0 BB: 0 P: 13		

	AB	33
	R	3
	H	7
	RBI	3
	BB	5
	SO	9
	LOB	16

	1B: 4	SF: 0	WP: 0	PA: 38
	2B: 2	SAC: 0	PB: 0	
	3B: 1	DP: 2	SB: 0	
	HR: 0	HBP: 0	CS: 0	

PITCHER		IP	WLS	BF	H	R	ER	SO	BB	IBB	HBP	BLK	WP	HR	S	P	ERA	WHIP
55 David Buchanan, R ERA: 4.86	(1, 1)	5.0	L	24	5	3	3	4	5	0	0	0	0	0	52	93	5.40	2.000
30 Justin De Fratus, R ERA: 1.64	(6, 1)	1.0		4	1	0	0	1	0	0	0	0	0	0	12	19	0.00	1.000
63 Jake Diekman, L ERA: 4.03	(7, 1)	2.0		7	1	0	0	3	0	0	0	0	0	0	20	35	0.00	0.500
58 Jonathan Papelbon, R ERA: 1.39	(9, 1)	1.0		3	0	0	0	1	0	0	0	0	0	0	8	13	0.00	0.000

PITCHER		IP	WLS	BF	H	R	ER	SO	BB	IBB	HBP	BLK	WP	HR	S	P	ERA	WHIP

BOTTOM

Atlanta Braves @ Philadelphia Phillies

Citizens Bank Park, Philadelphia, PA

Sun Jun 29 2014, 1:39 PM - 4:44 PM EDT

Att. 33,215 - Partly Cloudy - 87 F

livebaseballscorecards.com

Batter	1	2	3	4	5	6	7	8	9	AB	R	H	RBI	BB	SO	LOB
2 Ben Revere, L (1, 8) OBP: 0.309, SLG: 0.354	B SI 88 B SI 89 C SI 89 X SI 90 2-1 26 CS 1B		B SI 90 X CH 84 1-0 1B		B SI 87 C SI 88 B FF 87 B FF 88 X SI 90 3-1 ① G4-3		B SL 79 X FF 89 1-0 ① P5		C FF 98 X FF 98 0-1 11 1B 1B	5	0	3	0	0	0	0
11 Jimmy Rollins, S (1, 6) OBP: 0.332, SLG: 0.385	C SI 90 1 SAFE B SI 90 F SL 81 1 SAFE S CU 74 1-3 ① K		X SI 90 0-0 ② P6		C SI 90 X SI 85 0-1 26 G3-1 2B		B CH 84 C SI 90 B SI 90 X CU 76 2-1 26 1B 1B		X FF 98 0-0 26 S 1-3 1B	5	0	3	0	0	1	2
26 Chase Utley, L (1, 4) OBP: 0.353, SLG: 0.450	B SL 79 1 SAFE C CH 84 C SI 90 B SI 91 C CU 76 2-3 ②③ K 1-2		C CH 85 1 SAFE B SI 90 X SI 89 1-1 ③ L7		B SI 90 B CH 82 B CH 84 X SI 90 3-0 ② G3-1 2-3		B CU 74 X SI 87 1-0 6 G6-3 1-3 1B		C KC 87 S FF 99 F KC 87 D KC 88 F FF 98 X FF 99 1-2 ③ F9 1-2	5	0	1	0	0	1	5
6 Ryan Howard, L (1, 3) OBP: 0.312, SLG: 0.410		B SL 79 C SL 79 S CU 74 X FF 88 1-2 ① G4-3		B CH 83 C CH 84 S CU 74 1-3 ① K	B FF 89 F SI 85 S SI 90 D CU 73 B CU 74 B SI 90 4-2 3 FC6-4 BB		C SI 86 B CU 74 X FF 87 1-1 ②③ G6-3 1-2f			3	0	0	0	1	1	2
3 Marlon Byrd, R (1, 9) OBP: 0.319, SLG: 0.487		F FF 89 B FF 89 B FF 90 S SL 82 X SL 81 2-2 HR		C SL 82 X FF 90 0-1 HR	X SI 90 0-0 ③ FC6-4 1-2f			B FF 95 S FF 96 S FF 96 S SL 85 1-3 ① K		4	2	2	2	0	1	2
25 Cody Asche, L (1, 5) OBP: 0.315, SLG: 0.388		C SI 90 F FF 89 B CU 74 T SI 90 1-2 ② K		F SI 90 B SI 90 X CU 76 1-1 ② F9		X SI 88 0-0 47 FC1-5 9 BB 1B		F FF 95 C FF 96 F FF 94 B FF 96 X FS 86 1-2 ② G4-3		4	0	1	0	0	1	0
9 Domonic Brown, L (1, 7) OBP: 0.275, SLG: 0.321		F SI 89 X FF 89 0-1 47 FC3-6 1B		B SI 89 C SI 89 X SI 90 1-1 47 1B 1B		B SI 89 B SI 90 F SI 86 1 SAFE B SI 91 B SI 91 4-1 15 G5-3 47 FC1-5 1-2 BB		B FS 86 C SL 84 B FF 97 T FF 96 F FF 97 S SL 86 2-3 ③ K		3	0	2	0	1	1	0
47 Koyie Hill, S (1, 2) OBP: 0.375, SLG: 0.429		B SL 79 X SI 85 1-0 ③ FC3-6 1-2f		C SI 90 1 SAFE F SI 90 X SI 91 0-2 1-2 1B		B SI 90 2 SAFE L SI 90 X SI 91 1-1 ① FC1-5 1-2 2-3f			F FF 97 F FF 97 B KC 87 B KC 87 X FF 98 2-2 ① G3-1	4	0	1	0	0	0	3
55 David Buchanan, R (1, 1) 30 Justin De Fratus, S (6, 1) 15 John Mayberry Jr., R (6, PH) OBP: 0.323, SLG: 0.426 63 Jake Diekman, R (7, 1) 58 Jonathan Papelbon, R (9, 1) 16 César Hernández, S (9, PH) OBP: 0.309, SLG: 0.310			C FF 86 B FF 87 X SI 88 1-1 ① F9	X CH 81 0-0 ③ G2-3		C SL 81 B SI 91 B FF 92 F SI 87 X SI 92 2-2 ②③ G5-3 2-3f			B KC 85 X FF 98 1-0 ② F7	2 0 1 0 0 1	0 0 0 0 0 0	0 0 0 0 0 0	0 0 0 0 0 0	0 0 0 0 0 0	0 0 2 0 0 0	2 0 0 0 0 0
Inning Stats	R: 0 E: 0 K: 2 S: 8 H: 1 LOB: 0 BB: 0 P: 13	R: 1 E: 0 K: 1 S: 12 H: 2 LOB: 1 BB: 0 P: 17	R: 0 E: 0 K: 0 S: 6 H: 1 LOB: 1 BB: 0 P: 9	R: 1 E: 0 K: 1 S: 13 H: 3 LOB: 2 BB: 0 P: 16	R: 0 E: 0 K: 0 S: 8 H: 1 LOB: 2 BB: 1 P: 18	R: 0 E: 0 K: 0 S: 7 H: 1 LOB: 1 BB: 1 P: 14	R: 0 E: 0 K: 0 S: 6 H: 2 LOB: 1 BB: 0 P: 11	R: 0 E: 0 K: 2 S: 11 H: 0 LOB: 0 BB: 0 P: 15	R: 0 E: 0 K: 0 S: 12 H: 2 LOB: 2 BB: 0 P: 16	1B: 10 2B: 1 3B: 0 HR: 2 SF: 0 SAC: 0 DP: 2 HBP: 0						WP: 0 PB: 0 SB: 1 CS: 1 PA: 39

AB	37
R	2
H	13
RBI	2
BB	2
SO	6
LOB	18

PITCHER		IP	WLS	BF	H	R	ER	SO	BB	IBB	HBP	BLK	WP	HR	S	P	ERA	WHIP
34 Aaron Harang, R ERA: 3.69	(1, 1)	7.0	W	31	11	2	2	4	2	0	0	0	0	2	60	98	2.57	1.857
59 Shae Simmons, R ERA: 1.38	(8, 1)	1.0	H	3	0	0	0	2	0	0	0	0	0	0	11	15	0.00	0.000
46 Craig Kimbrel, R ERA: 2.23	(9, 1)	1.0	S	5	2	0	0	0	0	0	0	0	0	0	12	16	0.00	2.000

PITCHER		IP	WLS	BF	H	R	ER	SO	BB	IBB	HBP	BLK	WP	HR	S	P	ERA	WHIP

Batter	1	2	3	4	5	6	7	8	9	10	11	AB	R	H	RBI	BB	SO	LOB
2 Ben Revere, L (1, 8) OBP: 0.307, SLG: 0.351	B FF 94 C FF 92 B CH 89 X SI 94 2-1 ① G4-3		C SI 94 B SI 94 F FF 90 S SI 94 1-3 ① K		C SI 92 C SI 93 B FF 91 X SI 94 1-2 ② G1		F CH 88 X FF 93 0-1 1B		C SL 80 C SI 93 F SI 93 B SI 91 F SL 81 F SL 80 X SI 93 1-2 ③ G6-3			5	0	1	0	0	1	0
11 Jimmy Rollins, S (1, 6) OBP: 0.330, SLG: 0.386	X SI 94 0-0 26 1B 2B		F SI 94 F EP 56 X SI 91 0-2 ② G4-3		C FF 94 B CH 89 B SI 90 B CH 89 S SI 93 X SI 95 3-2 ③ G4-3		B CH 88 1 SAFE X SI 93 1-0 ③ F8			S CU 83 X SI 96 0-1 ① P6		5	1	1	0	0	0	1
26 Chase Utley, L (1, 4) OBP: 0.351, SLG: 0.446	B SI 93 X SI 93 1-0 2-H 1B		C CH 89 B SI 96 B SI 96 X FF 90 2-1 E4			B SI 92 X FF 92 1-0 ① G3-1		C FF 90 B CU 78 F FF 90 S FC 86 1-3 ① K		B SI 96 X SI 96 1-0 ② G6-3		5	0	1	1	0	1	0
6 Ryan Howard, L (1, 3) OBP: 0.307, SLG: 0.404	B CH 88 C SI 94 S CH 89 B SI 95 F CH 88 F SI 94 F SI 95 S CH 89 2-3 ② K		F FF 96 X FF 96 0-1 ③ G4-3			X CH 89 0-0 ② F7		X FF 92 0-0 ② G4-3		B SI 96 B FC 91 X FF 96 2-0 ③ F9		5	0	0	0	0	1	2
3 Marlon Byrd, R (1, 9) OBP: 0.324, SLG: 0.497	C SI 95 C FF 96 F SL 83 B SI 95 D SI 91 F SI 91 X SL 86 2-2 ③ F8			S SL 81 X SL 84 0-1 9 25 G4-3 1B		B FF 94 B SI 94 B SI 93 B FF 93 4-0 25 1B BB		B FF 92 B FF 90 F FF 91 X FC 86 2-1 HR			C FC 90 B SI 96 S FC 90 B FC 87 S CU 84 2-3 ① K	4	2	2	1	1	1	1
25 Cody Asche, L (1, 5)		C SI 93 X CH 89 0-1 ① L7		S CH 88 B SI 92 1 SAFE X FF 94 1-1 ① G4-3 1-2		F CH 88 X SI 93 0-1 1-2 1B		B CU 78 X FC 85 1-0 HR			S CU 84 B FC 90 B FF 95 S FC 90 X SI 95 2-2 ② G4-3	5	1	2	1	0	0	1
9 Domonic Brown, L (1, 7) OBP: 0.277, SLG: 0.323		X FF 95 0-0 1B		F SI 94 C FF 94 B SI 95 X SI 90 1-2 29 G3-6-1 2-H 1B		F CH 87 F FF 94 F SL 79 F SI 94 S SI 94 0-3 ③ K		X SL 86 0-0 ③ P5			F CU 84 X SI 94 0-1 ③ F7	5	0	2	1	0	1	2
29 Cameron Rupp, R (1, 2) OBP: 0.143, SLG: 0.214		C SI 95 F SL 86 1 SAFE X SL 81 0-2 ② P4		X SI 94 0-0 ② ③ G3-6-1 1-2f			F FF 92 C FF 93 X FF 93 0-2 ① G1-3		B SI 92 X SI 93 1-0 ① G1-3			4	0	0	0	0	0	2
34 A.J. Burnett, R (1, 1) OBP: 0.216, SLG: 0.250 19 Tony Gwynn Jr., L (7, PH) OBP: 0.272, SLG: 0.211 53 Ken Giles, R (7, 1) 63 Jake Diekman, R (8, 1) 16 César Hernández, S (8, PH) OBP: 0.306, SLG: 0.307 59 Antonio Bastardo, R (9, 1) 30 Justin De Fratus, S (10, 1)	B FF 95 C FF 95 B SI 94 S FF 94 F FF 95 F FF 96 B SL 84 X SI 95 3-2 ③ G5-3				C FF 92 B CH 89 C FF 93 X SL 81 1-2 ① G5-3		C FF 93 B SI 93 X SI 93 1-1 ② G4-3		X SI 94 0-0 ② G6-3		2 1 0 0 1 0 0 0	0 0 0 0 0 0 0 0	0 0 0 0 0 0 0 0	0 0 0 0 0 0 0 0	0 0 0 0 0 0 0 0	0 0 0 0 0 0 0 0	1 0 0 0 0 0 0 0
Inning Stats	R: 1 E: 0 K: 1 S: 15 H: 2 LOB: 1 BB: 0 P: 22	R: 0 E: 0 K: 0 S: 11 H: 1 LOB: 1 BB: 0 P: 14	R: 0 E: 1 K: 1 S: 10 H: 0 LOB: 1 BB: 0 P: 13	R: 1 E: 0 K: 0 S: 8 H: 2 LOB: 0 BB: 0 P: 10	R: 0 E: 0 K: 0 S: 9 H: 0 LOB: 0 BB: 0 P: 14	R: 0 E: 0 K: 1 S: 9 H: 1 LOB: 2 BB: 1 P: 14	R: 0 E: 0 K: 0 S: 8 H: 1 LOB: 1 BB: 0 P: 10	R: 2 E: 0 K: 1 S: 8 H: 2 LOB: 0 BB: 0 P: 12	R: 0 E: 0 K: 0 S: 8 H: 0 LOB: 0 BB: 0 P: 10	R: 0 E: 0 K: 0 S: 4 H: 0 LOB: 0 BB: 0 P: 7	R: 0 E: 0 K: 1 S: 8 H: 0 LOB: 0 BB: 0 P: 12	1B: 6 2B: 1 3B: 0 HR: 2	SF: 0 SAC: 0 DP: 1 HBP: 0		WP: 0 PB: 0 SB: 0 CS: 0	PA: 43		

PITCHER		IP	WLS	BF	H	R	ER	SO	BB	IBB	HBP	BLK	WP	HR	S	P	ERA	WHIP
37 Henderson Alvarez III, R ERA: 2.33	(1, 1)	7.0		29	7	2	2	3	1	0	0	0	0	0	70	97	2.57	1.143
63 Kevin Gregg, R ERA: 7.11	(8, 1)	0.2	B	4	2	2	2	1	0	0	0	0	0	2	7	11	27.00	3.000
40 Mike Dunn, L ERA: 3.69	(8, 1)	0.1		1	0	0	0	0	0	0	0	0	0	0	1	1	0.00	0.000
31 Steve Cishek, R ERA: 2.8	(9, 1)	1.0		3	0	0	0	0	0	0	0	0	0	0	8	10	0.00	0.000
57 Bryan Morris, R ERA: 2.13	(10, 1)	2.0	W	6	0	0	0	1	0	0	0	0	0	0	12	19	0.00	0.000

PITCHER	IP	WLS	BF	H	R	ER	SO	BB	IBB	HBP	BLK	WP	HR	S	P	ERA	WHIP

TOP

Philadelphia Phillies @ Miami Marlins

Marlins Park, Miami, FL

Tue Jul 01 2014, 7:12 PM - 10:48 PM EDT

Att. 18,518 - Roof Closed - 79 F

livebaseballscorecards.com

AB	42
R	4
H	9
RBI	4
BB	1
SO	5
LOB	10

Batter	1	2	3	4	5	6	7	8	9	10	11	AB	R	H	RBI	BB	SO	LOB
21 Christian Yelich, L (1, 7) OBP: 0.341, SLG: 0.423	B FF 91 C CH 86 B KC 82 B FF 92 X SI 92 3-1 32 FC3-6 1B		B SI 93 C FF 92 X FF 92 1-1 ② G6-3		B CH 86 X FF 90 1-0 32 S 27 1B 1B	C KC 81 F CH 86 1 SAFE B KC 80 1 SAFE F KC 82 B SI 90 T SI 91 2-2 ② K			B FF 92 C FF 92 F SL 83 S SL 84 1-3 ① K		L FF 90 X FF 90 0-1 ① SH2-4 1-2	5	1	2	0	0	2	1
32 Derek Dietrich, L (1, 4) OBP: 0.326, SLG: 0.386 59 Ed Lucas, R (8, 6) OBP: 0.289, SLG: 0.281	B CH 87 1 SAFE 1 SAFE B FF 93 X FF 92 2-0 ① FC3-6 1-2f		C KC 82 F KC 83 F KC 82 C SI 93 0-3 ③ K		B SI 92 F CH 87 1 SAFE B KC 81 F SI 91 C KC 82 2-3 ① K 1-2	B CH 85 S SI 90 B KC 81 F SI 91 S KC 83 2-3 ③ K2-3			X FF 91 0-0 ② G6-3		B SL 80 B SL 81 C FF 91 F FF 92 X FF 92 2-2 2-H 1B	4 2	0 0	0 1	0 1	0 0	3 0	3 0
27 Giancarlo Stanton, R (1, 9) OBP: 0.414, SLG: 0.591	C SI 92 S KC 84 D KC 83 C SI 93 1-3 ② K			B SI 91 B KC 83 B SI 92 C FF 91 B CH 88 4-1 46 F8 9 1B 39 1B BB	B KC 83 X SI 92 1-0 13 PB 9 G5-3 13 WP 2-H 1B		C FF 98 S SL 85 B SL 87 X FF 98 1-2 46 F9 9 G3 1B		B FF 91 B FF 91 B FF 91 B FF 90 4-0 46 WP 9 WP BB			3	2	2	1	2	1	1
9 Casey McGehee, R (1, 5) OBP: 0.376, SLG: 0.384	C SI 93 B FF 94 B SI 93 X FF 94 2-1 ③ L9			F SI 93 X FF 93 0-1 46 F8 39 1B 1-2 1B	X SI 93 0-0 ② G5-3 1-2		D SL 85 X FF 95 1-0 ① G3 1-2		B FF 92 I IN 73 I IN 74 I IN 74 4-0 46 DI 1-2 IBB			4	1	1	0	1	0	3
46 Garrett Jones, L (1, 3) OBP: 0.331, SLG: 0.434		B SI 91 X FF 91 1-0 ① G4-3		B SI 93 F SI 93 B KC 82 X SI 92 2-1 ① F8 1-2 2-3	B CH 88 B SI 92 B FF 92 C SI 92 F SI 91 F KC 82 B SI 92 4-2 13 WP 13 PB BB		B FF 95 X FF 95 1-0 ② F9 2-3		S CH 83 B SL 85 B FF 92 B SL 83 F SL 83 S FF 93 3-3 ③ K 1-2 2-3			4	0	0	0	1	1	5
13 Marcell Ozuna, R (1, 8) OBP: 0.313, SLG: 0.451	C FF 92 B CH 88 B SI 92 S FF 92 X KC 83 2-2 1B			B KC 82 B SI 92 B SI 92 C SI 93 F FF 92 B FF 94 4-2 17 G6-3 39 1B BB	B SI 92 B SI 92 C SI 92 F KC 82 S KC 83 2-3 K 1-3 2-H		B FF 98 B FF 97 S FF 97 C FF 97 F SL 87 F SL 86 S FF 99 2-3 K			B SI 91 C FF 90 C FF 92 X SL 81 1-2 ① G5-3		4	0	1	0	1	2	2
39 Jarrod Saltalamacchia, S (1, 2) OBP: 0.336, SLG: 0.406	S KC 82 D KC 83 1 SAFE F SI 93 1 SAFE D KC 84 1 SAFE F KC 83 S KC 85 2-3 ② K		B SI 93 X KC 81 1-0 ① 17 G6-3 1-2 2-H 3-H 1B		B SI 92 S KC 82 D KC 82 C SI 91 S KC 82 2-3 ③ K		S SI 97 F SI 96 S SI 97 0-3 ① K			X FF 92 0-0 ② G4-3		5	0	1	2	0	3	3
17 Donovan Solano, R (1, 6) OBP: 0.241, SLG: 0.233 (8, 4)	B SI 93 C SI 93 B SI 92 F SI 93 C KC 84 2-3 ③ K			S SI 92 X SI 92 0-1 ② G6-3 1-2 2-3		C SI 90 B KC 80 C SI 90 B SI 91 B KC 82 B SI 91 4-2 BB	B SI 98 C SI 97 B SI 96 B SI 97 B SI 96 4-1 5 CS BB			B SL 81 C SL 81 B SL 83 F FF 90 F FF 93 X FF 91 2-2 ③ F9		3	0	0	0	2	1	3
37 Henderson Alvarez III, R (1, 1) OBP: 0.212, SLG: 0.188 63 Kevin Gregg, R (8, 1) 40 Mike Dunn, L (8, 1) 5 Reed Johnson, R (8, PH) OBP: 0.294, SLG: 0.407 31 Steve Cishek, R (9, 1) 57 Bryan Morris, L (10, 1) 10 Jeff Baker, R (11, PH) OBP: 0.258, SLG: 0.313			B FF 91 B SI 90 B FF 91 C FF 91 X FF 92 3-1 ① G4-3	C FF 92 X FF 92 0-1 ③ G5-3		M SI 91 M SI 91 M SI 91 0-3 ① K	C SI 96 F SL 84 F SI 96 D SL 82 D SL 83 F SI 97 1 SAFE F SI 97 F SI 96 3-3 ②③ B SI 88 S SI 96 K 1-2				F SL 81 B FF 92 C FF 91 X FF 93 1-2 21 SH2-4 59 1B 1B	3 0 0 1 0 0 1	0 0 0 0 0 0 1	0 0 0 0 0 0 0	0 0 0 0 0 0 0	0 0 0 0 0 0 0	1 0 0 1 0 0 0	3 0 0 1 0 0 0
Inning Stats	R: 0 E: 0 K: 1 S: 8 H: 1 LOB: 1 BB: 0 P: 16	R: 0 E: 0 K: 2 S: 11 H: 1 LOB: 1 BB: 0 P: 18	R: 0 E: 0 K: 1 S: 8 H: 0 LOB: 0 BB: 0 P: 12	R: 2 E: 0 K: 0 S: 12 H: 2 LOB: 2 BB: 2 P: 23	R: 2 E: 0 K: 3 S: 15 H: 2 LOB: 2 BB: 1 P: 27	R: 0 E: 0 K: 3 S: 12 H: 0 LOB: 1 BB: 1 P: 20	R: 0 E: 0 K: 1 S: 10 H: 1 LOB: 1 BB: 0 P: 15	R: 0 E: 0 K: 2 S: 11 H: 0 LOB: 1 BB: 1 P: 18	R: 0 E: 0 K: 2 S: 7 H: 0 LOB: 2 BB: 2 P: 19	R: 0 E: 0 K: 0 S: 8 H: 0 LOB: 0 BB: 0 P: 11	R: 1 E: 0 K: 0 S: 8 H: 2 LOB: 1 BB: 0 P: 11	1B: 9 2B: 1 3B: 0 HR: 0 SF: 0 SAC: 1 DP: 1 HBP: 0						

PITCHER		IP	WLS	BF	H	R	ER	SO	BB	IBB	HBP	BLK	WP	HR	S	P	ERA	WHIP
34 A.J. Burnett, R ERA: 3.92	(1, 1)	6.0		29	6	4	3	10	4	0	0	0	1	0	66	116	4.50	1.667
53 Ken Giles, R ERA: 1.13	(7, 1)	1.0		4	1	0	0	1	0	0	0	0	0	0	10	15	0.00	1.000
63 Jake Diekman, L ERA: 3.92	(8, 1)	1.0		3	0	0	0	2	1	0	0	0	0	0	11	18	0.00	1.000
59 Antonio Bastardo, L ERA: 3.76	(9, 1)	1.0		5	0	0	0	2	1	1	0	0	2	0	7	19	0.00	1.000
30 Justin De Fratus, R ERA: 1.93	(10, 1)	1.1	L	6	2	1	1	0	0	0	0	0	0	0	16	22	6.75	1.500

PITCHER	IP	WLS	BF	H	R	ER	SO	BB	IBB	HBP	BLK	WP	HR	S	P	ERA	WHIP

BOTTOM

Philadelphia Phillies @ Miami Marlins

Marlins Park, Miami, FL

Tue Jul 01 2014, 7:12 PM - 10:48 PM EDT

Att. 18,518 - Roof Closed - 79 F

livebaseballscorecards.com

AB	39
R	5
H	9
RBI	4
BB	7
SO	15
LOB	25

WP: 3	PA: 47		
PB: 1			
SB: 1			
CS: 1			

Batter	1	2	3	4	5	6	7	8	9	AB	R	H	RBI	BB	SO	LOB
2 Ben Revere, L (1, 8) OBP: 0.310, SLG: 0.353	C FF 92 B FF 93 B SI 94 X FF 92 2-1 11 1B 1B		B KC 77 B FF 93 B FF 92 C FF 91 X FF 93 3-1 ② G4-3			C FF 91 C KC 77 1 SAFE X SL 85 0-2 26 FC3-6 1-2 1B		B FF 91 C FC 85 B FF 90 X FF 90 2-1 ② L8		4	0	2	0	0	0	0
11 Jimmy Rollins, S (1, 6) OBP: 0.332, SLG: 0.387	C FF 92 1 SAFE B KC 78 1 SAFE B SI 92 1 SAFE B FF 93 X FF 93 3-1 26 S 1-3 1B		C CH 86 B KC 81 B SI 95 C FF 94 S SL 88 2-3 ③ K			B SI 92 C FF 91 X FF 91 1-1 ① F8		B FF 91 X FF 90 1-0 1B		4	0	2	0	0	1	2
26 Chase Utley, L (1, 4) OBP: 0.347, SLG: 0.440	F FF 94 S SL 87 F SL 86 T KC 81 0-2 ① K 1-2			B FF 92 C FF 92 B FF 93 X FF 93 2-1 ① F8		C KC 78 F FF 93 X KC 80 0-2 ② FC3-6 1-2f 2-3		X FF 90 0-0 ③ G4-3		4	0	0	0	0	1	5
3 Marlon Byrd, R (1, 9) OBP: 0.320, SLG: 0.491	F SL 86 B SI 94 B SL 86 F SL 86 B SI 94 F FF 95 S FF 94 3-3 ② K			B KC 77 B FF 93 B FF 92 C FF 92 X FF 92 3-1 ② F9		B FF 93 F SL 84 B FF 94 S FF 92 X SL 86 2-2 ③ F9			S FF 95 B FF 96 F SI 94 X SI 95 1-2 ① G5-3	4	0	0	0	0	1	4
6 Ryan Howard, L (1, 3) OBP: 0.310, SLG: 0.403	X FF 94 0-0 ③ G4-3			C KC 78 S SI 89 B FF 95 F SI 89 S KC 82 1-3 ③ K			X SL 88 0-0 1B		B SI 95 S FS 96 B FF 96 B FF 95 B FF 95 4-1 BB	3	0	1	0	1	1	2
15 John Mayberry Jr., R (1, 7) OBP: 0.313, SLG: 0.411		C FF 91 F SI 92 X FF 94 0-2 ① P5			X FF 91 0-0 ① P5		B FF 95 B SL 85 F FF 95 S SL 88 S SL 87 2-3 ① K		C SI 95 B SI 96 B SL 88 F FF 96 B SL 88 X FF 96 3-2 ② F7	4	0	0	0	0	1	2
25 Cody Asche, L (1, 5) OBP: 0.311, SLG: 0.397		B FF 92 C CH 84 C FF 91 B SI 94 C KC 79 2-3 ② K			C SI 93 B CH 86 S FF 92 B FF 94 B KC 80 X FF 94 3-2 ② F7		F FF 94 S SL 88 C FF 95 0-3 ② K		C SI 96 F SI 95 F FF 95 X FS 87 0-2 ③ G4-3	4	0	0	0	0	2	2
47 Koyie Hill, S (1, 2) OBP: 0.273, SLG: 0.300		B KC 78 C KC 78 F FF 93 S SL 86 1-3 ③ K			X SI 93 0-0 ③ G4-3		C FF 96 F SL 87 F FF 94 B FF 95 S FF 95 1-3 ③ K			3	0	0	0	0	2	1
35 Cole Hamels, L (1, 1) OBP: 0.241, SLG: 0.276 19 Tony Gwynn Jr., L (6, PH) OBP: 0.279, SLG: 0.211 39 B.J. Rosenberg, R (6, 1) 53 Ken Giles, R (7, 1) 16 César Hernández, S (8, PH) OBP: 0.302, SLG: 0.303 43 Mario Hollands, L (8, 1) 59 Antonio Bastardo, R (8, 1) 4 Andrés Blanco, S (8, 4)			C FF 92 B SI 94 B FF 92 C FF 91 B KC 79 S FF 94 3-3 ① K			C FF 90 B KC 76 F FF 89 B SL 86 B FF 93 B FF 92 4-2 26 FC3-6 2 1B BB		C FF 90 B FF 90 X FF 89 1-1 ① L7		1 0 0 0 1 0 0 0	0 0 0 0 0 0 0 0	0 0 0 0 0 0 0 0	0 1 0 0 0 0 0 0	1 0 0 0 0 0 0 0	0 0 0 0 0 0 0 0	0 0 0 0 0 0 0 0
Inning Stats	R: 0 E: 0 K: 2 S: 13 H: 2 LOB: 2 BB: 0 P: 21	R: 0 E: 0 K: 2 S: 9 H: 0 LOB: 0 BB: 0 P: 12	R: 0 E: 0 K: 2 S: 8 H: 0 LOB: 0 BB: 0 P: 16	R: 0 E: 0 K: 1 S: 8 H: 0 LOB: 0 BB: 0 P: 14	R: 0 E: 0 K: 0 S: 5 H: 0 LOB: 0 BB: 0 P: 8	R: 0 E: 0 K: 0 S: 13 H: 1 LOB: 2 BB: 1 P: 20	R: 0 E: 0 K: 3 S: 11 H: 1 LOB: 1 BB: 0 P: 14	R: 0 E: 0 K: 0 S: 6 H: 1 LOB: 1 BB: 0 P: 10	R: 0 E: 0 K: 0 S: 11 H: 0 LOB: 1 BB: 1 P: 19	1B: 5 2B: 0 3B: 0 HR: 0 SF: 0 SAC: 0 DP: 0 HBP: 0						

TOP

Philadelphia Phillies @ Miami Marlins

Marlins Park, Miami, FL

Wed Jul 02 2014, 7:11 PM - 10:21 PM EDT

Att. 20,084 - Roof Closed - 76 F

livebaseballscorecards.com

AB	32
R	0
H	5
RBI	0
BB	2
SO	10
LOB	18

WP: 0 PB: 0 SB: 1 CS: 0 PA: 34

PITCHER		IP	WLS	BF	H	R	ER	SO	BB	IBB	HBP	BLK	WP	HR	S	P	ERA	WHIP
34 Tom Koehler, R ERA: 3.48	(1, 1)	6.0	W	22	3	0	0	7	1	0	0	0	0	0	56	91	0.00	0.667
40 Mike Dunn, L ERA: 3.58	(7, 1)	1.0	H	4	1	0	0	3	0	0	0	0	0	0	11	14	0.00	1.000
63 Kevin Gregg, R ERA: 6.14	(8, 1)	1.0	H	4	1	0	0	0	0	0	0	0	0	0	6	10	0.00	1.000
41 Chris Hatcher, R ERA: 3.54	(9, 1)	1.0		4	0	0	0	0	1	0	0	0	0	0	11	19	0.00	1.000

PITCHER	IP	WLS	BF	H	R	ER	SO	BB	IBB	HBP	BLK	WP	HR	S	P	ERA	WHIP

BOTTOM

Philadelphia Phillies @ Miami Marlins

Marlins Park, Miami, FL

Wed Jul 02 2014, 7:11 PM - 10:21 PM EDT

Att. 20,084 - Roof Closed - 76 F

livebaseballscorecards.com

Batter	1	2	3	4	5	6	7	8	9	AB	R	H	RBI	BB	SO	LOB
21 Christian Yelich, L (1, 7) OBP: 0.339, SLG: 0.417	B FF 90 C FF 91 B FF 92 C FF 92 F FF 92 F FF 93 X FF 89 2-2 ① G1-3		B CU 75 X FF 91 1-0 ① F7		B FF 90 C CU 76 B CU 76 F FC 86 B CU 77 B FF 90 4-2 59 2B BB	C CU 78 B FF 92 B FF 92 B SI 90 F SI 91 S SL 83 3-3 ③ K		C SL 81 B FF 91 B SL 80 S SL 82 F SL 82 B FF 91 F SL 82 C SL 83 3-3 ③ K		4	1	0	0	1	2	2
59 Ed Lucas, R (1, 6) OBP: 0.295, SLG: 0.296	B FF 92 S CH 84 X FF 92 1-1 9 S 27 BB 1B		C CU 76 F FF 92 F FF 92 X CU 78 0-2 ② F8		1 SAFE 1 SAFE 1 SAFE 1 SAFE S CH 82 F FC 88 B FF 89 1 SAFE 1 SAFE 1-2 X CH 83 9 2B 1-H 2B		B FF 95 B FF 95 C FF 95 S FF 95 S FF 98 2-3 ① K			4	1	2	1	0	1	0
27 Giancarlo Stanton, R (1, 9) OBP: 0.412, SLG: 0.585	D FF 91 B CH 83 C FF 92 B CU 76 T CH 83 F FC 88 D CH 85 4-2 9 S 1-2 BB		C FF 92 B CU 77 B CH 84 B FF 92 X CH 84 3-1 ③ G5-3		F FC 87 B FC 87 B CH 84 B FC 88 C FF 91 S FF 91 3-3 ① K		B SL 85 B FF 97 T FF 96 B SL 84 S FF 96 X FF 97 3-2 ② F9			3	0	0	0	1	1	1
9 Casey McGehee, R (1, 5) OBP: 0.380, SLG: 0.389	F FC 87 B CH 85 B FF 92 B FF 92 B FF 91 4-1 1-2 2-3 BB			C FF 90 X FF 91 0-1 10 BB 39 HBP 17 1B 1B	X FC 86 0-0 13 G4-3 2-H 2B		X FF 97 0-0 ③ G4-3			3	1	2	1	1	0	0
13 Marcell Ozuna, R (1, 8) OBP: 0.312, SLG: 0.448	B CU 77 S CH 84 B CH 84 C FF 93 F CH 85 F CU 78 T FF 94 2-2 ② K			S CH 83 X CH 83 0-1 ① F9	C CH 83 B FF 91 X FF 90 1-1 ② G4-3 2-3			B FF 92 X FF 92 1-0 39 HR 1B		4	1	1	0	0	1	5
39 Jarrod Saltalamacchia, S (1, 2) OBP: 0.339, SLG: 0.421	B CU 79 T FF 94 B FF 90 S CH 84 X CH 83 2-2 ③ F7			H CU 76 1-0 17 1B 10 BB 1-2 HBP	C CU 74 F FF 89 D CU 78 S FC 88 1-3 ③ K			C FF 90 F FF 89 X SL 80 0-2 1-H HR		3	1	1	2	0	1	4
10 Jeff Baker, R (1, 3) OBP: 0.273, SLG: 0.330		X FF 90 0-0 ① F8		B FF 91 B CH 84 B FF 91 B FF 91 4-0 17 1B 1-2 2-3 BB		C FF 93 C SL 86 B SL 85 X FF 93 2-2 48 FC4-6 1B		B FF 92 B FF 92 B FF 92 C FF 92 F FC 90 X FF 92 3-2 2B		3	0	2	0	1	0	0
17 Donovan Solano, R (1, 4) OBP: 0.241, SLG: 0.234		B FF 91 B FF 92 X FF 90 2-0 ② G4-3		D CU 77 F FF 92 F CH 84 X CH 85 1-2 34 G4-6-3 1-2 2-3 3-H 1B	F FF 91 B SL 84 D SI 91 1 SAFE B FF 92 C FF 92 X SI 91 3-2 ① F8			B CH 82 C FF 90 B FF 90 F FF 90 F SL 81 F FF 90 F FF 91 S SL 83 2-3 ① K		4	0	1	1	0	1	2
34 Tom Koehler, R (1, 1) OBP: 0.107, SLG: 0.074 48 Justin Bour, L (6, PH) OBP: 0.375, SLG: 0.333 40 Mike Dunn, L (7, 1) 63 Kevin Gregg, R (8, 1) 5 Reed Johnson, R (8, PH) OBP: 0.292, SLG: 0.404 41 Chris Hatcher, R (9, 1)		C FF 91 B CU 77 B FF 92 B FF 91 C FF 91 X FF 91 3-2 ③ G3		F FF 92 F FF 88 F FF 88 D CU 78 X CH 85 1-2 ②③ G4-6-3 1-2f	B CU 76 B CU 77 F SI 91 F SI 90 X SL 84 2-2 ② FC4-6 1-2f			B FF 91 B FF 91 C FF 91 F SL 81 X SL 85 2-2 ② L5		2 1 0 0 1 0	0 0 0 0 0 0	0 0 0 0 0 0	0 0 0 0 0 0	0 0 0 0 0 0	0 0 0 0 0 0	3 1 0 0 1 0
Inning Stats	R: 0 E: 0 K: 1 S: 19 H: 1 LOB: 3 BB: 2 P: 34	R: 0 E: 0 K: 0 S: 5 H: 0 LOB: 0 BB: 0 P: 10	R: 0 E: 0 K: 0 S: 7 H: 0 LOB: 0 BB: 0 P: 11	R: 1 E: 0 K: 0 S: 11 H: 2 LOB: 2 BB: 1 P: 18	R: 2 E: 0 K: 2 S: 14 H: 2 LOB: 1 BB: 1 P: 24	R: 0 E: 0 K: 1 S: 12 H: 1 LOB: 1 BB: 0 P: 22	R: 0 E: 0 K: 1 S: 7 H: 0 LOB: 0 BB: 0 P: 12	R: 2 E: 0 K: 2 S: 21 H: 3 LOB: 1 BB: 0 P: 32		1B: 5 2B: 3 3B: 0 HR: 1	SF: 0 SAC: 0 DP: 1 HBP: 1	WP: 0 PB: 0 SB: 2 CS: 0	PA: 37			

	AB	32
	R	5
	H	9
	RBI	5
	BB	4
	SO	7
	LOB	19

PITCHER		IP	WLS	BF	H	R	ER	SO	BB	IBB	HBP	BLK	WP	HR	S	P	ERA	WHIP
35 Cole Hamels, L ERA: 2.98	(1, 1)	5.0	L	24	5	3	3	3	4	0	1	0	0	0	56	97	5.40	1.800
39 B.J. Rosenberg, R ERA: 6.55	(6, 1)	1.0		4	1	0	0	1	0	0	0	0	0	0	12	22	0.00	1.000
53 Ken Giles, R ERA: 1.0	(7, 1)	1.0		3	0	0	0	1	0	0	0	0	0	0	7	12	0.00	0.000
43 Mario Hollands, L ERA: 2.7	(8, 1)	0.0		3	3	2	2	0	0	0	0	0	0	1	7	11	∞	∞
59 Antonio Bastardo, L ERA: 3.66	(8, 1)	1.0		3	0	0	0	2	0	0	0	0	0	0	14	21	0.00	0.000

PITCHER	IP	WLS	BF	H	R	ER	SO	BB	IBB	HBP	BLK	WP	HR	S	P	ERA	WHIP

Philadelphia Phillies @ Miami Marlins

Marlins Park, Miami, FL

Thu Jul 03 2014, 6:10 PM - 9:22 PM EDT

Att. 24,915 - Roof Closed - 77 F

TOP

livebaseballscorecards.com

Batter	1	2	3	4	5	6	7	8	9	AB	R	H	RBI	BB	SO	LOB
2 Ben Revere, L (1, 8) OBP: 0.311, SLG: 0.354 58 Jonathan Papelbon, R (9, 1)	B FF 91 C FF 92 X FF 93 1-1 ① L6		C FF 92 B FF 92 B CU 82 X FF 92 2-1 ② G6-3		F FF 92 X SI 92 0-1 1-2 1B		B FF 92 C FF 92 B SL 82 S FF 92 B SL 84 S FF 93 3-3 ① K		C SL 81 C SL 83 B SI 91 B SL 82 F SL 82 X SI 94 2-2 11 FC4 11 S 26 G4-3 1-3 1B	5 0	1 0	2 0	0 0	0 0	1 0	0 0
11 Jimmy Rollins, S (1, 6) OBP: 0.333, SLG: 0.385	C FF 93 B SI 93 F FF 92 B CU 81 B FF 94 F FF 93 B FF 93 4-2 BB		B CH 87 B FF 93 C FF 92 B FF 92 F FF 92 X FF 93 3-2 1B		B FF 92 X FF 92 1-0 ③ F8		F FF 92 S SL 84 F SL 85 B SL 84 X FF 94 1-2 ② G6-3		C SL 82 C SL 81 F SL 82 F SI 94 X SL 82 0-2 FC4 6 S 26 G4-3 1-3 3-H	4	0	1	1	1	0	3
26 Chase Utley, L (1, 4) OBP: 0.345, SLG: 0.436	1 SAFE B FF 92 C FF 91 1 SAFE F SI 91 F CH 86 1 SAFE S SI 92 1-3 ② K		1 SAFE C FF 91 B CH 84 X FF 91 1-1 ③ F7			B FF 91 C FF 91 B FF 92 X FF 92 2-1 3 1B 6 1B 16 FC6-4 1B	B SL 84 C FF 93 X SL 84 1-1 ③ F8		1 SAFE X SL 81 0-0 ② G4-3 1-2 3-H	5	1	1	1	0	1	3
6 Ryan Howard, L (1, 3) OBP: 0.311, SLG: 0.401	B FF 92 1 SAFE B SI 91 B FF 93 C FF 92 F FF 92 F FF 93 F FF 92 X FF 93 3-2 ③ F7			C CU 80 X FF 93 0-1 ① L7		X FF 92 0-0 16 FC6-4 3 1B 29 2B 1-2 1B		B FF 96 H FF 96 2-0 40 WP HBP	B SI 92 B SL 80 S SL 82 B SL 81 S SI 91 F SL 81 S SI 92 3-3 ③ K 2-3	4	1	1	0	0	1	2
3 Marlon Byrd, R (1, 9) OBP: 0.319, SLG: 0.488		C FF 92 B SI 94 F CH 88 B SI 94 F FF 95 C CU 80 2-3 ① K		F CH 87 C CU 81 S FF 95 0-3 ② K		D CU 79 F SI 91 B CU 78 S CH 85 B FF 92 X FF 92 3-2 16 FC6-4 1-2 2-3 1B		C FC 91 X SI 97 0-1 ① F8		4	0	1	0	0	2	1
16 César Hernández, S (1, 5) OBP: 0.300, SLG: 0.301 63 Jake Diekman, R (8, 1) 47 Koyie Hill, S (9, 2) OBP: 0.273, SLG: 0.300		B FF 95 S FF 94 F FF 93 B CU 80 B FF 94 F FF 94 F FF 94 X FF 94 3-2 40 FC6-4 1B		C CU 81 B FF 94 X CH 86 1-1 ③ F7		B SI 94 C FS 87 C FS 87 D FS 87 X SI 96 2-2 ① FC6-4 29 2B 1-2f 2-3 3-H		S SI 96 X SI 95 0-1 ② L7		4 0 0	1 0 0	1 0 0	1 0 0	0 0 0	0 0 0	3 0 0
40 Aaron Altherr, R (1, 7)		B FF 92 B FF 92 B FF 92 C FF 91 X FF 92 3-1 ② FC6-4 1-2f			B FF 90 X FF 91 1-0 ① F9	C FF 96 B SL 89 1 SAFE D SL 87 B SL 87 C FS 87 1 SAFE S FS 86 3-3 ② K		F FC 92 S FC 90 B FF 96 B CU 85 S FC 91 2-3 ③ K 1-2		4	0	0	0	0	2	4
29 Cameron Rupp, R (1, 2) OBP: 0.176, SLG: 0.294 19 Tony Gwynn Jr., L (9, PH) OBP: 0.286, SLG: 0.211 (9, 8)	B FF 93 1 SAFE F FF 92 S FF 92 F FF 93 X CU 81 1-2 ③ L9				B CU 80 F FF 91 B FF 93 C FF 93 F CH 87 F FF 94 S FF 92 2-3 ② K	B SL 86 C FF 96 F FF 97 1 SAFE F FF 97 B FS 87 B SL 88 F FF 96 F FS 87 3-2 X FF 96 1-H 3-H 2B			B SL 80 B SL 81 B SI 93 B SI 90 4-0 2 1B 11 FC4 BB	3 0	0 1	1 0	2 0	0 1	1 0	1 0
38 Kyle Kendrick, R (1, 1) OBP: 0.114, SLG: 0.088 25 Cody Asche, L (8, 5) OBP: 0.309, SLG: 0.394			C FF 90 F FF 91 B CU 79 F FF 93 S FF 92 1-3 ① K		B FF 91 X FF 89 1-0 2 1B 1B	B SL 87 F FF 96 B FF 95 B FF 95 F FF 95 F FF 95 S FF 96 3-3 ③ K			X SI 93 0-0 ① F9	3 1	0 0	1 0	0 0	0 0	2 0	1 1
Inning Stats	R: 0 E: 0 K: 1 S: 14 H: 0 LOB: 1 BB: 1 P: 23	R: 0 E: 0 K: 1 S: 15 H: 1 LOB: 1 BB: 0 P: 24	R: 0 E: 0 K: 1 S: 11 H: 1 LOB: 1 BB: 0 P: 18	R: 0 E: 0 K: 1 S: 7 H: 0 LOB: 0 BB: 0 P: 8	R: 0 E: 0 K: 1 S: 10 H: 2 LOB: 2 BB: 0 P: 15	R: 3 E: 0 K: 2 S: 22 H: 4 LOB: 1 BB: 0 P: 38	R: 0 E: 0 K: 1 S: 9 H: 0 LOB: 0 BB: 0 P: 14	R: 0 E: 0 K: 1 S: 7 H: 0 LOB: 1 BB: 0 P: 11	R: 2 E: 0 K: 1 S: 15 H: 1 LOB: 1 BB: 1 P: 24	1B: 8 2B: 1 3B: 0 HR: 0 SF: 0 SAC: 0 DP: 0 HBP: 1						

	AB	37
	R	5
	H	9
	RBI	5
	BB	2
	SO	10
	LOB	19

WP: 1 PA: 40
PB: 0
SB: 2
CS: 0

PITCHER		IP	WLS	BF	H	R	ER	SO	BB	IBB	HBP	BLK	WP	HR	S	P	ERA	WHIP
52 Brad Hand, L ERA: 6.21	(1, 1)	5.0		23	7	3	3	5	1	0	0	0	0	0	63	99	5.40	1.600
41 Chris Hatcher, R ERA: 3.38	(6, 1)	1.0	B	4	1	0	0	2	0	0	0	0	0	0	16	27	0.00	1.000
43 Dan Jennings, L ERA: 0.76	(7, 1)	1.0		3	0	0	0	1	0	0	0	0	0	0	9	14	0.00	0.000
57 Bryan Morris, R ERA: 2.08	(8, 1)	1.0		4	0	0	0	1	0	0	1	0	1	0	7	11	0.00	0.000
31 Steve Cishek, R ERA: 3.22	(9, 1)	1.0	L	6	1	2	2	1	1	0	0	0	0	0	15	24	18.00	2.000

PITCHER	IP	WLS	BF	H	R	ER	SO	BB	IBB	HBP	BLK	WP	HR	S	P	ERA	WHIP

Philadelphia Phillies @ Miami Marlins

Marlins Park, Miami, FL

Thu Jul 03 2014, 6:10 PM - 9:22 PM EDT

Att. 24,915 - Roof Closed - 77 F

livebaseballscorecards.com

BOTTOM

Batter	1	2	3	4	5	6	7	8	9	AB	R	H	RBI	BB	SO	LOB
21 Christian Yelich, L (1, 7) OBP: 0.343, SLG: 0.418	B SI 88 B SI 89 C SI 89 X FC 87 2-1 G4-3 ①		B FC 88 B SI 90 C FC 88 X FC 88 2-1 1-2 1B		X FC 88 0-0 2-3 3-H 1B		B FC 88 C SI 90 S CH 82 B SI 91 B CH 83 B FC 89 4-2 59 CS BB		B FF 92 C FS 84 C FF 91 S FF 92 1-3 K ③	4	0	2	1	1	1	1
59 Ed Lucas, R (1, 6) OBP: 0.294, SLG: 0.295	C SI 89 X SI 90 0-1 G4-3 ②		F SI 90 B FC 86 F SI 90 S FC 88 1-3 K ②		B SI 90 S FC 87 S CH 82 F SI 91 D CH 84 B SI 92 1 SAFE X SI 91 3-2 P4 ②		C SI 91 0-1 1-2 CS ③	B SI 96 B SI 96 C SI 96 F SI 97 B SL 82 F SI 97 X SI 98 3-2 9 WP 27 1B 9 G4-3 1B		4	1	1	0	0	1	4
27 Giancarlo Stanton, R (1, 9) OBP: 0.410, SLG: 0.581	C SI 89 B CH 84 B CH 82 X FC 87 2-1 G6-3 ③		B SL 78 F FC 86 S CH 82 X FC 88 1-2 G6-3 ③		B SI 92 C FC 89 X FC 89 1-1 P3 ③			X SI 97 0-0 9 G4-3 9 WP 10 3B 1-2 1B		4	1	1	0	0	0	4
9 Casey McGehee, R (1, 5) OBP: 0.379, SLG: 0.388		C SI 88 S CH 81 S CH 82 0-3 K ①	B FC 88 C SI 90 B SI 90 X FC 88 2-1 G1-3 ①		B SI 91 B SI 90 X FC 86 2-0 1B			B CH 84 F SL 83 B SI 97 X SI 98 2-1 1-3 2-H G4-3 ①		4	0	1	1	0	1	1
46 Garrett Jones, L (1, 3) OBP: 0.328, SLG: 0.430 10 Jeff Baker, R (8, PH) OBP: 0.279, SLG: 0.353 (9, 3)		B FC 86 X FC 87 1-0 L7 ②	B CH 81 B CH 82 B FC 87 C SI 91 C FC 88 X SI 90 3-2 F9 ②		X SI 91 0-0 F7 ①			B SI 98 X SI 98 1-0 39 FC5-2-5-4 3-H 3B		3 1	0 0	0 1	0 1	0 0	0 0	1 0
39 Jarrod Saltalamacchia, S (1, 2) OBP: 0.333, SLG: 0.412		C SI 90 B CH 82 F FC 88 F FC 88 S CH 82 1-3 K ③	F FC 88 F FC 88 B CH 84 S CH 84 1-3 K ③		C SI 91 X FC 89 0-1 F7 ②			S SI 97 X SL 86 0-1 FC5-2-5-4 3-H ②③		4	0	0	0	0	2	2
13 Marcell Ozuna, R (1, 8) OBP: 0.317, SLG: 0.455			X SI 89 0-0 17 G6-3 52 SH 2B		C SI 90 B CH 82 X FC 87 1-1 17 1B 21 1B 1B	X FC 88 0-0 P4 ③			B FF 90 C FF 91 S SL 79 F FF 92 F FS 84 X SI 92 1-2 17 SH3-4 1B	4	2	3	0	0	0	1
17 Donovan Solano, R (1, 4) OBP: 0.244, SLG: 0.238			C SI 89 B SI 89 F CH 81 X SI 90 1-2 2-3 G6-3 ①		B FC 90 1 SAFE 1 SAFE C SI 90 X SI 91 1-1 21 1B 52 SH1-4 1-3 1B		C SI 89 B SI 89 B FC 87 X FC 87 2-1 G5-3 ①		B SL 80 X FF 90 1-0 1-2 SH3-4 ①	3	0	1	0	0	0	1
52 Brad Hand, L (1, 1) 41 Chris Hatcher, R (6, 1) 43 Dan Jennings, L (7, 1) 48 Justin Bour, L (7, PH) OBP: 0.360, SLG: 0.318 57 Bryan Morris, L (8, 1) 31 Steve Cishek, R (9, 1) 5 Reed Johnson, R (9, PH) OBP: 0.289, SLG: 0.400			X FC 87 0-0 SH 21 1B 3-H		X FC 86 0-0 SH1-4 1-2 ①		S CH 80 S CH 82 F CH 83 B FC 88 X CH 84 1-2 G3-1 ②		F SL 78 S FF 91 S FF 91 0-3 K ②	0 0 0 1 0 0 0 1	0 0 0 0 0 0 0 0	0 0 0 0 0 0 0 0	1 0 0 0 0 0 0 0	0 0 0 0 0 0 0 1	0 0 0 0 0 0 0 1	0 0 0 0 0 0 0 1
Inning Stats	R: 0 E: 0 K: 0 S: 6 H: 0 LOB: 0 BB: 0 P: 10	R: 0 E: 0 K: 2 S: 8 H: 0 LOB: 0 BB: 0 P: 10	R: 1 E: 0 K: 1 S: 13 H: 2 LOB: 2 BB: 0 P: 18	R: 0 E: 0 K: 1 S: 8 H: 0 LOB: 0 BB: 0 P: 14	R: 1 E: 0 K: 0 S: 12 H: 3 LOB: 2 BB: 0 P: 18	R: 0 E: 0 K: 0 S: 5 H: 1 LOB: 1 BB: 0 P: 7	R: 0 E: 0 K: 0 S: 9 H: 0 LOB: 0 BB: 1 P: 16	R: 2 E: 0 K: 0 S: 10 H: 3 LOB: 0 BB: 0 P: 16	R: 0 E: 0 K: 2 S: 12 H: 1 LOB: 1 BB: 0 P: 15	1B: 8 2B: 2 3B: 1 HR: 0 SF: 0 SAC: 3 DP: 1 HBP: 0						

AB	33
R	4
H	10
RBI	4
BB	1
SO	6
LOB	16

WP: 1 PA: 38
PB: 0
SB: 0
CS: 1

PITCHER		IP	WLS	BF	H	R	ER	SO	BB	IBB	HBP	BLK	WP	HR	S	P	ERA	WHIP
38 Kyle Kendrick, R ERA: 4.12	(1, 1)	7.0		28	6	2	2	4	1	0	0	0	0	0	61	93	2.57	1.000
63 Jake Diekman, L ERA: 4.28	(8, 1)	1.0	W	5	3	2	2	0	0	0	0	0	1	0	10	16	18.00	3.000
58 Jonathan Papelbon, R ERA: 1.35	(9, 1)	1.0	S	4	1	0	0	2	0	0	0	0	0	0	12	15	0.00	1.000

PITCHER	IP	WLS	BF	H	R	ER	SO	BB	IBB	HBP	BLK	WP	HR	S	P	ERA	WHIP

Batter	1	2	3	4	5	6	7	8	9	AB	R	H	RBI	BB	SO	LOB
2 Ben Revere, L (1, 8) OBP: 0.314, SLG: 0.354	B FF 95 C FF 96 S SL 88 B SL 85 X FF 97 2-2 G6-3 ①		C FF 95 B SL 87 C SL 86 B SL 85 X SI 97 2-2 11 S 1B ①			B FF 89 B FF 90 C FF 90 B FF 90 B FF 91 4-1 11 WP 26 1B BB ①		C SI 95 B SI 95 B SL 84 F SI 95 X SL 84 2-2 L8 ①		3	1	1	0	1	0	0
11 Jimmy Rollins, S (1, 6) OBP: 0.332, SLG: 0.382	C FF 97 B FF 97 X SL 87 1-1 G3-1 ②		C SL 86 1 SAFE B FF 96 B FF 95 1 SAFE B FF 96 F FF 95 C FF 95 3-3 K 1-2 ③			B FF 90 1 SAFE B FF 92 C FF 91 F SL 84 B SL 85 F SL 85 B SL 86 4-2 26 1B 3 G5-4-3 1-2 BB		F SI 96 B CH 90 B CH 88 X SI 95 2-1 P4 ②		3	1	0	0	1	1	1
26 Chase Utley, L (1, 4) OBP: 0.343, SLG: 0.434	B FF 97 B FF 96 C FF 97 B SI 91 C KC 87 F FF 97 X FF 97 3-2 G5-3 ③			B SI 94 X FF 95 1-0 F8 ①		C FF 92 X SL 86 0-1 3 G5-4-3 6 BB 1-3 2-H 1B		C SI 96 B SI 96 X SI 95 1-1 G3-1 ③		4	0	1	1	0	0	0
6 Ryan Howard, L (1, 3) OBP: 0.310, SLG: 0.398		C FF 93 B FF 93 F FF 94 S KC 84 1-3 K ①		B FF 95 S SL 82 B FF 92 B FF 94 F FF 95 F FF 94 F SI 93 F KC 84 X FF 95 3-2 G5-3 ②		D FF 93 B SL 86 T FF 94 F FF 91 D SL 87 B FF 94 4-2 3 G5-4-3 1-2 BB			B SI 90 F SI 90 X SI 90 1-1 L4 ①	3	0	0	0	1	1	0
3 Marlon Byrd, R (1, 9) OBP: 0.315, SLG: 0.482		C FF 95 B FF 96 C SL 87 F FF 96 S SL 86 1-3 K2-3 ②		B SL 79 C SI 94 S SL 84 B FF 93 F SL 86 F FF 94 S KC 84 2-3 K ③		X SI 92 0-0 G5-4-3 ①② 1-2f 2-3 3-H			X SI 91 0-0 G6-3 ②	4	0	0	0	0	2	2
25 Cody Asche, L (1, 5) OBP: 0.309, SLG: 0.390 30 Justin De Fratus, S (6, 1) 39 B.J. Rosenberg, R (8, 1) 9 Domonic Brown, L (9, PH) OBP: 0.276, SLG: 0.322		C KC 84 F FF 95 F SL 84 B KC 82 B SL 88 B FF 98 F SL 87 B SL 85 4-2 47 FC6-4 BB			C FF 91 X KC 79 0-1 L9 ①	B SI 91 C SI 91 F FF 92 F SL 85 B SI 93 F SI 93 D SL 86 C SI 92 3-3 K ③		C SI 92 X CH 86 0-1 G3 ③	2 0 0 1	0 0 0 0	0 0 0 0	0 0 0 0	1 0 0 0	1 0 0 0	1 0 0 0
47 Koyie Hill, S (1, 2) OBP: 0.214, SLG: 0.231		S FF 94 D SL 83 B FF 94 1 SAFE X FF 94 2-1 FC6-4 1-2f ③			X FF 91 0-0 G3 ②		C FF 92 X SI 94 0-1 G3 ①		3	0	0	0	0	0	1
19 Tony Gwynn Jr., L (1, 7) OBP: 0.290, SLG: 0.209 15 John Mayberry Jr., R (7, PH) OBP: 0.310, SLG: 0.407 (7, 7)			B FF 94 B FF 96 C FF 95 X FF 96 2-1 G4-3 ①		C CH 90 C FF 93 H FF 94 1-2 HBP		B FF 94 B SI 93 B FF 94 C FF 93 X FF 94 3-1 F7 ②		1 1	0 0	0 0	0 0	0 0	0 0	0 0
27 Roberto Hernandez, R (1, 1) OBP: 0.071, SLG: 0.071 16 César Hernández, S (6, 5) OBP: 0.297, SLG: 0.298			B FF 95 C FF 96 T FF 95 S FF 97 1-3 K ②		X FF 93 0-0 G4-3 ③		B FF 93 F SI 94 X FC 90 1-1 G6-3 ③		2 1	0 0	0 0	0 0	0 0	1 0	1 0
Inning Stats	R: 0 E: 0 K: 0 S: 9 H: 0 LOB: 0 BB: 0 P: 15	R: 0 E: 0 K: 2 S: 13 H: 0 LOB: 1 BB: 1 P: 21	R: 0 E: 0 K: 2 S: 11 H: 1 LOB: 1 BB: 0 P: 19	R: 0 E: 0 K: 1 S: 12 H: 0 LOB: 0 BB: 0 P: 18	R: 0 E: 0 K: 0 S: 6 H: 0 LOB: 1 BB: 0 P: 7	R: 2 E: 0 K: 1 S: 14 H: 1 LOB: 1 BB: 3 P: 29	R: 0 E: 0 K: 0 S: 6 H: 0 LOB: 0 BB: 0 P: 10	R: 0 E: 0 K: 0 S: 7 H: 0 LOB: 0 BB: 0 P: 12	R: 0 E: 0 K: 0 S: 5 H: 0 LOB: 0 BB: 0 P: 6	1B: 2 2B: 0 3B: 0 HR: 0 SF: 0 SAC: 0 DP: 1 HBP: 1						

TOP

Philadelphia Phillies @ Pittsburgh Pirates
PNC Park, Pittsburgh, PA
Fri Jul 04 2014, 5:09 PM - 8:21 PM EDT
Att. 38,977 - Partly Cloudy - 74 F

livebaseballscorecards.com

AB	28
R	2
H	2
RBI	1
BB	4
SO	6
LOB	6

WP: 1 PB: 0 SB: 1 CS: 0 PA: 33

PITCHER	IP	WLS	BF	H	R	ER	SO	BB	IBB	HBP	BLK	WP	HR	S	P	ERA	WHIP
45 Gerrit Cole, R (1, 1) ERA: 3.78	5.0	W	18	1	0	0	5	1	0	1	0	0	0	51	80	0.00	0.400
38 Stolmy Pimentel, R (6, 1) ERA: 4.64	0.0		4	1	2	2	0	3	0	0	0	1	0	8	20	∞	∞
48 Jared Hughes, R (6, 1) ERA: 2.2	1.0	H	2	0	0	0	1	0	0	0	0	0	0	6	9	0.00	0.000
37 Justin Wilson, L (7, 1) ERA: 4.41	1.0	H	3	0	0	0	0	0	0	0	0	0	0	6	10	0.00	0.000
44 Tony Watson, L (8, 1) ERA: 0.91	1.0		3	0	0	0	0	0	0	0	0	0	0	7	12	0.00	0.000

PITCHER	IP	WLS	BF	H	R	ER	SO	BB	IBB	HBP	BLK	WP	HR	S	P	ERA	WHIP
30 Jeanmar Gómez, R (9, 1) ERA: 3.7	1.0		3	0	0	0	0	0	0	0	0	0	0	5	6	0.00	0.000

BOTTOM

Philadelphia Phillies @ Pittsburgh Pirates
PNC Park, Pittsburgh, PA
Fri Jul 04 2014, 5:09 PM - 8:21 PM EDT
Att. 38,977 - Partly Cloudy - 74 F

livebaseballscorecards.com

Batter	1	2	3	4	5	6	7	8	9	AB	R	H	RBI	BB	SO	LOB
25 Gregory Polanco, L (1, 9) OBP: 0.393, SLG: 0.419	C SI 91 B SI 91 B CH 84 F SI 91 B SI 91 X SI 90 3-2 ① F7	B SI 89 B SI 91 C SI 90 F SI 90 B CH 83 B SI 92 4-2 6 CS BB		B SI 92 B SI 91 C CH 84 X SL 82 2-1 22 2B 1B		B SI 91 C SI 91 B SI 91 B CH 84 F SI 92 F SI 91 C SI 92 3-3 ② K		B SI 90 B SI 90 B SI 89 C FF 91 C FF 92 B FF 91 4-2 22 2B BB		3	2	1	0	2	1	0
6 Starling Marte, R (1, 7) OBP: 0.327, SLG: 0.384	B SI 90 F SI 91 B SI 91 B SI 90 F SI 90 X SI 91 3-2 22 S 22 1B 1B	B SL 83 B SI 87 X SI 91 2-0 ①② F7 1-2		B SI 89 X SL 83 1-0 ② F9		B SL 85 S SI 92 B SI 91 B SI 90 S SI 91 F SI 92 B SI 91 4-2 22 FC6-4 BB		X FF 92 0-0 ① F9		4	0	1	0	1	0	3
22 Andrew McCutchen, R (1, 8) OBP: 0.425, SLG: 0.536	D CH 83 1 SAFE 1 SAFE B SI 87 C SI 89 C SL 83 D CH 84 F SI 90 X SI 91 3-2 ② 18 S 55 1B 1B 1-H	C SL 85 B FF 92 X CH 83 1-1 3B		1 SAFE X CH 84 0-0 18 1B 1-H 2B		C SL 78 X FF 90 0-1 ③ FC6-4 1-2f		B SL 84 B FF 92 F FF 91 F SL 85 X FF 94 2-2 1-H 2B		5	1	4	2	0	0	1
18 Neil Walker, S (1, 4) OBP: 0.342, SLG: 0.428	1 SAFE B SI 90 D CH 84 B CH 84 C SI 93 B SI 92 4-1 55 1B 5 1B 1-2 BB	B SI 92 F SI 92 F CH 84 F SI 92 F CH 83 X CH 83 1-2 ③ G3-4-1		B SI 92 B CH 84 F SI 92 D SI 92 F SI 92 X SI 92 3-2 2-3 1B			B FF 89 C FF 91 B FF 91 X FF 91 2-1 ① F7	B CU 78 B SI 89 B FF 90 C FF 91 B CU 75 4-1 55 G4-3 BB		3	1	1	0	2	0	1
55 Russell Martin, R (1, 2) OBP: 0.415, SLG: 0.394	D SL 84 B CH 84 F SI 91 F CH 84 D CH 85 X SI 91 3-2 5 1B 10 1B 1B 1-2 2-H		X SI 90 0-0 ① 1B	X SL 83 0-0 ③ F9			S SL 82 S SL 83 B SL 81 B FF 93 B SL 83 B FF 92 4-2 17 E 10 2B BB	X FF 92 0-0 ②③ G4-3 1-2f		4	2	2	1	1	0	4
5 Josh Harrison, R (1, 5) OBP: 0.338, SLG: 0.452	B SI 91 X SL 85 1-0 17 S 10 1B 1B 1-3 2-H		B FF 89 C SI 88 F SI 89 S CH 83 1-3 ① K		X SI 90 0-0 ① G6-3		C FF 89 X FF 91 0-1 ② F8			4	1	1	1	0	1	2
17 Gaby Sanchez, R (1, 3) OBP: 0.287, SLG: 0.436	B SI 90 B SI 90 B SL 84 C SI 90 B SI 89 4-1 10 1B 1-2 BB		F SI 90 F SI 90 B SI 90 X SL 83 1-2 ② P2		C SI 90 C SL 85 B SL 82 T SI 91 1-2 ② K		C SL 79 S SL 80 X FF 92 0-2 E5 10 2B 1-3			3	1	0	0	1	1	2
10 Jordy Mercer, R (1, 6) OBP: 0.283, SLG: 0.359	B SI 90 C SI 90 B SI 89 F SI 91 X SI 91 2-2 1-3 2-H 3-H 1B		1 SAFE F SI 90 X FF 90 0-1 ③ P4		B SI 91 X SI 92 1-0 ③ F7		C SL 81 X SL 79 0-1 2-H 3-H 2B			4	0	2	4	0	0	1
45 Gerrit Cole, R (1, 1) OBP: 0.296, SLG: 0.240 38 Stolmy Pimentel, R (6, 1) 48 Jared Hughes, R (6, 1) 24 Pedro Alvarez, L (6, PH) OBP: 0.327, SLG: 0.410 37 Justin Wilson, L (7, 1) 46 Vance Worley, R (7, PH) OBP: 0.100, SLG: 0.100 44 Tony Watson, L (8, 1) OBP: 1.000, SLG: 1.000 30 Jeanmar Gomez, R (9, 1) OBP: 1.000, SLG: 1.000	C SI 90 C CH 83 X FF 91 0-2 ③ G2-3			C SI 89 X SL 84 0-1 ① F9		C SI 90 B SI 91 B CH 82 F SI 90 B CH 83 X FF 91 3-2 ① P6	S SL 81 F SL 81 D SL 82 X FF 92 1-2 ③ G5-3			2 0 0 1 0 1 0 0	0 0 0 0 0 0 0 0	0 0 0 0 0 0 0 0	0 0 0 0 0 0 0 0	0 0 0 0 0 0 0 0	0 0 0 0 0 0 0 0	2 0 0 0 0 1 0 0
Inning Stats	R: 4 E: 0 K: 0 S: 22 H: 5 LOB: 2 BB: 2 P: 45	R: 0 E: 0 K: 0 S: 10 H: 1 LOB: 1 BB: 1 P: 18	R: 0 E: 0 K: 1 S: 9 H: 1 LOB: 1 BB: 0 P: 11	R: 1 E: 0 K: 0 S: 10 H: 3 LOB: 2 BB: 0 P: 16	R: 0 E: 0 K: 1 S: 5 H: 0 LOB: 0 BB: 0 P: 7	R: 0 E: 0 K: 1 S: 12 H: 0 LOB: 1 BB: 1 P: 22	R: 2 E: 1 K: 0 S: 14 H: 1 LOB: 1 BB: 1 P: 21	R: 1 E: 0 K: 0 S: 8 H: 1 LOB: 1 BB: 2 P: 18		1B: 8 2B: 3 3B: 1 HR: 0 SF: 0 SAC: 0 DP: 1 HBP: 0		WP: 0 PB: 0 SB: 3 CS: 1 PA: 41		

AB	34
R	8
H	12
RBI	8
BB	7
SO	3
LOB	17

PITCHER		IP	WLS	BF	H	R	ER	SO	BB	IBB	HBP	BLK	WP	HR	S	P	ERA	WHIP
27 Roberto Hernandez, R ERA: 4.48	(1, 1)	5.2	L	29	10	5	5	3	4	0	0	0	0	0	66	117	7.94	2.471
30 Justin De Fratus, R ERA: 1.82	(6, 1)	1.1		7	1	2	0	0	1	0	0	0	0	0	16	23	0.00	1.500
39 B.J. Rosenberg, R ERA: 6.75	(8, 1)	1.0		5	1	1	1	0	2	0	0	0	0	0	8	18	9.00	3.000

PITCHER	IP	WLS	BF	H	R	ER	SO	BB	IBB	HBP	BLK	WP	HR	S	P	ERA	WHIP

Batter	1	2	3	4	5	6	7	8	9	AB	R	H	RBI	BB	SO	LOB
2 Ben Revere, L (1, 8) OBP: 0.313, SLG: 0.350	C FF 92 B KC 77 B KC 77 B SI 91 C FF 93 F FF 93 X SI 93 3-2 ① G3		C SI 93 C CH 84 B KC 81 B SI 95 B CH 83 B FF 94 4-2 26 1B BB		C SI 92 X CH 83 0-1 ① G5-3		C CH 84 X FF 94 0-1 ③ L7			3	0	0	0	1	0	1
11 Jimmy Rollins, S (1, 6) OBP: 0.332, SLG: 0.378	B SI 94 B FF 92 B FF 93 B FF 93 4-0 6 FC3-6 26 PB BB		1 SAFE B KC 79 C KC 77 1 SAFE X SI 93 1-1 ② F9		B CH 83 B FF 92 X SI 92 2-0 ② G3-1			C SI 95 B SI 95 B CH 88 X SI 95 2-1 ① G5-3		3	0	0	0	1	0	1
26 Chase Utley, L (1, 4) OBP: 0.345, SLG: 0.433	B KC 77 B SI 93 B FF 94 C FF 93 B SI 94 4-1 6 FC3-6 1-2 BB		B SI 93 D KC 79 1 SAFE B FF 93 X FF 92 3-0 6 BB 1-3 1B		C KC 78 B SI 92 X SI 92 1-1 ③ F7			C SI 95 C SI 96 F SI 96 B SL 85 B SL 83 B SI 95 S SI 96 3-3 ② K		3	0	1	0	1	1	0
6 Ryan Howard, L (1, 3) OBP: 0.310, SLG: 0.394	B KC 80 F CH 84 X FF 94 1-1 ② FC3-6 1-2f 2-3		F FF 94 B FF 94 S KC 80 D KC 82 B KC 79 B SI 92 4-2 1-2 BB			C KC 77 B SI 92 F CH 84 F KC 80 B FF 93 B SI 94 S SI 92 3-3 ① K		C SI 96 X SI 96 0-1 ③ G5-3		3	0	0	0	1	1	2
3 Marlon Byrd, R (1, 9) OBP: 0.315, SLG: 0.488	C KC 80 X FF 94 0-1 ③ F8		F SI 92 S KC 81 F KC 82 S SI 94 0-3 ③ K			X FF 93 0-0 ② F9			B KC 79 X FC 93 1-0 HR	4	1	1	1	0	1	5
25 Cody Asche, L (1, 5) OBP: 0.308, SLG: 0.403		C SI 91 C SI 92 B KC 79 S CH 85 1-3 ① K		C CH 81 F CH 80 B FF 92 F KC 79 X CH 84 1-2 HR		X SI 92 0-0 ③ F8			X FC 93 0-0 ① G1-3	4	1	1	1	0	1	0
9 Domonic Brown, L (1, 7) OBP: 0.275, SLG: 0.321		X SI 93 0-0 ② G6-3		C KC 77 X CH 83 0-1 29 G6-4-3 1B			B KC 76 B KC 76 B SI 92 C FF 93 F FF 94 X SI 94 3-2 ① G4-3		T FC 94 B FC 93 S KC 82 S KC 83 1-3 ② K2-3	4	0	1	0	0	1	0
29 Cameron Rupp, R (1, 2) OBP: 0.150, SLG: 0.250 16 César Hernández, S (9, PH) OBP: 0.294, SLG: 0.295		F SI 93 B SI 92 C SI 91 C FF 93 1-3 ③ K		F KC 79 1 SAFE C KC 79 F SI 94 F KC 79 D SI 93 1 SAFE X FF 94 1-2 ① ② G6-4-3 1-2f			X FF 94 0-0 ② L9		F FF 93 S FC 93 S KC 83 0-3 ③ K	3 1	0 0	0 0	0 0	0 0	1 1	1 0
55 David Buchanan, R (1, 1) 15 John Mayberry Jr., R (7, PH) OBP: 0.315, SLG: 0.412 53 Ken Giles, R (7, 1) 59 Antonio Bastardo, R (8, 1)			C SI 91 B SI 93 C FF 93 B FF 93 F SI 93 X FF 92 2-2 ① G2-3	C SI 92 C KC 79 S KC 80 0-3 ③ K			B FF 94 F SI 94 C KC 80 B KC 80 X SI 93 2-2 1B			2 1 0 0	0 0 0 0	0 1 0 0	0 0 0 0	0 0 0 0	1 0 0 0	0 0 0 0

TOP

Philadelphia Phillies @ Pittsburgh Pirates
PNC Park, Pittsburgh, PA
Sat Jul 05 2014, 4:10 PM - 6:48 PM EDT
Att. 37,821 - Sunny - 79 F

livebaseballscorecards.com

	AB	R	H	RBI	BB	SO	LOB
	31	2	5	2	4	8	10

Inning Stats	1	2	3	4	5	6	7	8	9
	R: 0 E: 0 K: 0 S: 9	R: 0 E: 0 K: 2 S: 7	R: 0 E: 0 K: 1 S: 15	R: 1 E: 0 K: 1 S: 14	R: 0 E: 0 K: 0 S: 5	R: 0 E: 0 K: 1 S: 6	R: 0 E: 0 K: 0 S: 9	R: 0 E: 0 K: 1 S: 8	R: 1 E: 0 K: 2 S: 8
	H: 0 LOB: 2 BB: 2 P: 21	H: 0 LOB: 0 BB: 0 P: 9	H: 1 LOB: 3 BB: 2 P: 29	H: 2 LOB: 0 BB: 0 P: 16	H: 0 LOB: 0 BB: 0 P: 8	H: 0 LOB: 0 BB: 0 P: 9	H: 1 LOB: 1 BB: 0 P: 14	H: 0 LOB: 0 BB: 0 P: 13	H: 1 LOB: 0 BB: 0 P: 10

1B: 3 SF: 0
2B: 0 SAC: 0
3B: 0 DP: 1
HR: 2 HBP: 0

WP: 0 PA: 35
PB: 1
SB: 0
CS: 0

PITCHER	IP	WLS	BF	H	R	ER	SO	BB	IBB	HBP	BLK	WP	HR	S	P	ERA	WHIP
36 Edinson Volquez, R (1, 1) ERA: 3.88	7.0	W	28	4	1	1	5	4	0	0	0	0	1	65	106	1.29	1.143
44 Tony Watson, L (8, 1) ERA: 0.89	1.0	H	3	0	0	0	1	0	0	0	0	0	0	8	13	0.00	0.000
35 Mark Melancon, R (9, 1) ERA: 2.43	1.0	S	4	1	1	1	2	0	0	0	0	0	1	8	10	9.00	1.000

PITCHER	IP	WLS	BF	H	R	ER	SO	BB	IBB	HBP	BLK	WP	HR	S	P	ERA	WHIP

BOTTOM

Philadelphia Phillies @ Pittsburgh Pirates
PNC Park, Pittsburgh, PA
Sat Jul 05 2014, 4:10 PM - 6:48 PM EDT
Att. 37,821 - Sunny - 79 F

livebaseballscorecards.com

Batter	1	2	3	4	5	6	7	8	9	AB	R	H	RBI	BB	SO	LOB
25 Gregory Polanco, L (1, 9) OBP: 0.387, SLG: 0.412	B FF 89 B SI 89 C FF 90 F SI 89 X SI 91 2-2 22 HR 1B	C FC 90 X CH 83 0-1 ② P6			B CH 80 B SI 88 C FF 89 S FC 89 S CH 82 2-3 ① K		F FF 98 B FF 97 X FF 97 1-1 ② F8			4	1	1	0	0	1	2
6 Starling Marte, R (1, 7) OBP: 0.323, SLG: 0.379	C SI 91 1 SAFE B SI 90 1 SAFE S FC 89 1 SAFE D CH 82 S CH 81 2-3 ① K	B FC 89 B FF 91 X FF 91 2-0 ③ F9			C FF 91 B CU 76 S SI 91 F CH 83 C FC 90 1-3 ② K		S FF 98 C SL 87 C SL 84 0-3 ③ K			4	0	0	0	0	3	3
22 Andrew McCutchen, R (1, 8) OBP: 0.423, SLG: 0.542	1 SAFE X SI 91 0-0 1-H HR	C SI 90 B FC 88 B CH 82 B FC 89 F FF 90 X CH 82 3-2 ① P5			B FC 90 C SI 91 S CH 83 F FC 90 B FF 91 F CH 83 X CU 80 2-2 ③ F8			S FF 96 S SL 87 B SL 85 B FF 98 S SL 86 2-3 ① K		4	1	1	2	0	1	0
15 Ike Davis, L (1, 3) OBP: 0.357, SLG: 0.358 17 Gaby Sanchez, R (8, PH) OBP: 0.285, SLG: 0.433 (9, 3)	B FF 90 B SI 90 X FC 89 2-0 ② G6-3	X SI 90 0-0 ② G3-1				C SI 89 B CH 82 X CH 81 1-1 ① F9		B FF 90 F FF 91 C SL 80 S SL 82 1-3 ② K		3 1	0 0	0 0	0 0	0 0	0 1	0 0
5 Josh Harrison, R (1, 4) OBP: 0.336, SLG: 0.448 (9, 5)	B FC 90 F FC 88 F FF 90 X CH 82 1-2 ③ G6-3	C FF 91 F FC 89 B CU 78 F CH 83 B SI 91 X FC 90 2-2 ③ F9				B FF 90 X FF 91 1-0 24 S 1B		F FF 92 S SL 81 X SL 82 0-2 ③ F7		4	0	1	0	0	0	0
24 Pedro Alvarez, L (1, 5) OBP: 0.327, SLG: 0.409 18 Neil Walker, S (9, 4) OBP: 0.342, SLG: 0.428		F FF 88 X SI 90 0-1 10 2B 36 G6-3 1B	B FF 89 X CH 82 1-0 ① G1-3			C CH 82 X CH 82 0-1 ② P6 1-2				3 0	1 0	1 0	0 0	0 0	0 0	1 0
10 Jordy Mercer, R (1, 6) OBP: 0.290, SLG: 0.372		B FC 89 F FF 91 B SI 90 1 SAFE B CH 81 X FF 90 3-1 36 G6-3 1-3 2B	B SI 90 X FC 89 1-0 2B			I IN 62 I IN 57 I IN 58 I IN 53 4-0 IBB				2	0	2	0	1	0	0
19 Chris Stewart, R (1, 2) OBP: 0.330, SLG: 0.247		F SI 91 B FC 90 S FC 90 H FF 92 2-2 36 G6-3 HBP	B FC 90 X FF 91 1-0 ② F9			B FF 91 S CH 81 X SI 90 1-1 ③ G5-3				2	0	0	0	0	0	3
36 Edinson Volquez, R (1, 1) OBP: 0.083, SLG: 0.043 23 Travis Snider, L (7, PH) OBP: 0.305, SLG: 0.333 44 Tony Watson, L (8, 1) OBP: 1.000, SLG: 1.000 35 Mark Melancon, R (9, 1)		X FF 91 0-0 ① G6-3 1-2 2-3 3-H	C FF 92 X FF 91 0-1 ③ P3				B FF 97 F FF 97 X FF 97 1-1 ① P6			2 1 0 0	0 0 0 0	0 0 0 0	1 0 0 0	0 0 0 0	0 0 0 0	3 0 0 0
Inning Stats	R: 2 E: 0 K: 1 S: 11 H: 2 LOB: 0 BB: 0 P: 18	R: 1 E: 0 K: 0 S: 10 H: 2 LOB: 2 BB: 0 P: 17	R: 0 E: 0 K: 0 S: 8 H: 0 LOB: 0 BB: 0 P: 13	R: 0 E: 0 K: 0 S: 5 H: 1 LOB: 1 BB: 0 P: 8	R: 0 E: 0 K: 2 S: 12 H: 0 LOB: 0 BB: 0 P: 17	R: 0 E: 0 K: 0 S: 7 H: 1 LOB: 2 BB: 1 P: 14	R: 0 E: 0 K: 1 S: 7 H: 0 LOB: 0 BB: 0 P: 9	R: 0 E: 0 K: 2 S: 9 H: 0 LOB: 0 BB: 0 P: 12		1B: 3 2B: 2 3B: 0 HR: 1 SF: 0 SAC: 0 DP: 0 HBP: 1					WP: 0 PB: 0 SB: 1 CS: 0 PA: 32	

	AB	30
	R	3
	H	6
	RBI	3
	BB	1
	SO	6
	LOB	12

PITCHER		IP	WLS	BF	H	R	ER	SO	BB	IBB	HBP	BLK	WP	HR	S	P	ERA	WHIP
55 David Buchanan, R ERA: 4.82	(1, 1)	6.0	L	26	6	3	3	3	0	1	1	0	0	1	53	87	4.50	1.000
53 Ken Giles, R ERA: 0.87	(7, 1)	1.1		4	0	0	0	2	0	0	0	0	0	0	10	14	0.00	0.000
59 Antonio Bastardo, L ERA: 3.6	(8, 1)	0.2		2	0	0	0	1	0	0	0	0	0	0	6	7	0.00	0.000

PITCHER	IP	WLS	BF	H	R	ER	SO	BB	IBB	HBP	BLK	WP	HR	S	P	ERA	WHIP

Batter	1	2	3	4	5	6	7	8	9	AB	R	H	RBI	BB	SO	LOB
2 Ben Revere, L (1, 8) OBP: 0.312, SLG: 0.349	C SI 91 X SI 93 0-1 ① G4-3		C SI 92 X SI 92 0-1 ①② G3-6-3 1-2f			C SI 91 L SI 91 F SI 91 X SI 91 0-2 ② G5-3			B SI 91 C SI 91 X SI 93 1-1 11 G3 1B	4	0	1	0	0	0	1
16 César Hernández, S (1, 4) OBP: 0.283, SLG: 0.283	B SI 92 X SI 92 1-0 ② L8		C SI 92 B CH 81 S CH 80 B SI 93 X SI 92 2-2 ③ G5-3			X SI 91 0-0 ③ G6-3			C SI 92 F SI 92 B SI 92 F SI 93 F SL 85 X FF 94 1-2 ① P5	4	0	0	0	0	0	1
11 Jimmy Rollins, S (1, 6) OBP: 0.328, SLG: 0.373	B SI 92 S CH 81 B SI 93 F CH 82 X CH 79 2-2 E5 3 1B			B SI 90 C SI 88 C SI 91 X SI 92 1-2 ① G5-3			B SI 89 X SI 89 1-0 ① G5-3		B SI 94 X SI 94 1-0 ② G3 1-2	4	1	0	0	0	0	1
3 Marlon Byrd, R (1, 9) OBP: 0.317, SLG: 0.497	D KC 77 F SI 91 B SI 91 X CH 80 2-1 2-H 1B			B SI 91 C SI 92 S SI 92 F SI 92 B CH 80 F SI 92 B SI 92 F CH 80 S CH 80 3-3 ② K			F CH 78 X CH 79 0-1 HR		X SI 94 0-0 ③ P3	4	1	2	2	0	1	1
15 John Mayberry Jr., R (1, 3) OBP: 0.308, SLG: 0.402	B SI 92 C SI 90 X SI 91 1-1 ③ P4			C SI 92 X CH 82 0-1 ③ G5-3			B FF 91 B SI 90 B SI 92 C SI 91 S CH 80 F SI 90 F CH 78 C SI 91 3-3 ② K			3	0	0	0	0	1	1
25 Cody Asche, L (1, 5)		C SI 90 F SI 91 B CH 79 C KC 81 1-3 ① K			C SI 91 F SI 91 X SI 91 0-2 29 G3-6-3 1B		S SI 91 X SI 91 0-1 ③ G3			3	0	1	0	0	1	0
9 Domonic Brown, L (1, 7) OBP: 0.273, SLG: 0.317		B SI 91 S CH 80 S SI 92 B SI 92 F SI 92 B SI 92 X SI 92 3-2 ② G5-3			C SI 91 F SI 91 B SI 91 B CH 79 X SI 90 2-2 ① L8			C SI 90 F SI 90 X SI 91 0-2 ① G4-3		3	0	0	0	0	0	1
29 Cameron Rupp, R (1, 2) OBP: 0.136, SLG: 0.227 26 Chase Utley, L (8, PH) OBP: 0.344, SLG: 0.432 47 Koyie Hill, S (8, 2) OBP: 0.214, SLG: 0.231		S SI 92 C SI 91 T CH 82 0-2 ③ K			B SI 91 X CH 79 1-0 ②③ G3-6-3 1-2f			B SI 91 X SI 91 1-0 ② F9		2 1 0	0 0 0	0 0 0	0 0 0	0 0 0	1 0 0	1 0 0
34 A.J. Burnett, R (1, 1) OBP: 0.231, SLG: 0.243 6 Ryan Howard, L (8, PH) OBP: 0.309, SLG: 0.393 30 Justin De Fratus, S (8, 1) 63 Jake Diekman, R (8, 1)			B SI 92 C CH 80 B SI 92 B SI 92 B SI 92 4-1 2 G3-6-3 BB			C SI 91 F SI 92 X SI 92 0-2 ① G6-3			F SI 92 F SI 91 B SI 92 F SI 92 B CH 80 X SI 92 2-2 ③ G3	1 1 0 0	0 0 0 0	0 0 0 0	0 0 0 0	1 0 0 0	0 0 0 0	0 0 0 0
Inning Stats	R: 1 E: 1 K: 0 S: 10 H: 1 LOB: 1 BB: 0 P: 16	R: 0 E: 0 K: 2 S: 10 H: 0 LOB: 0 BB: 0 P: 14	R: 0 E: 0 K: 0 S: 6 H: 0 LOB: 0 BB: 1 P: 12	R: 0 E: 0 K: 1 S: 11 H: 0 LOB: 0 BB: 0 P: 15	R: 0 E: 0 K: 0 S: 7 H: 1 LOB: 0 BB: 0 P: 10	R: 0 E: 0 K: 0 S: 8 H: 0 LOB: 0 BB: 0 P: 8	R: 1 E: 0 K: 1 S: 10 H: 1 LOB: 0 BB: 0 P: 14	R: 0 E: 0 K: 0 S: 8 H: 0 LOB: 0 BB: 0 P: 11	R: 0 E: 0 K: 0 S: 9 H: 1 LOB: 1 BB: 0 P: 12	1B: 3 2B: 0 3B: 0 HR: 1	SF: 0 SAC: 0 DP: 2 HBP: 0			WP: 0 PB: 0 SB: 0 CS: 0	PA: 31		

PITCHER		IP	WLS	BF	H	R	ER	SO	BB	IBB	HBP	BLK	WP	HR	S	P	ERA	WHIP
49 Jeff Locke, L ERA: 3.08	(1, 1)	8.0	W	27	3	2	1	4	1	0	0	0	0	1	70	100	1.12	0.500
48 Jared Hughes, R ERA: 2.14	(9, 1)	1.0		4	1	0	0	0	0	0	0	0	0	0	9	12	0.00	1.000

PITCHER	IP	WLS	BF	H	R	ER	SO	BB	IBB	HBP	BLK	WP	HR	S	P	ERA	WHIP

TOP

Philadelphia Phillies @ Pittsburgh Pirates
PNC Park, Pittsburgh, PA
Sun Jul 06 2014, 1:39 PM - 4:22 PM EDT
Att. 33,408 - Partly Cloudy - 78 F

livebaseballscorecards.com

AB	30
R	2
H	4
RBI	2
BB	1
SO	4
LOB	7

BOTTOM

Philadelphia Phillies @ Pittsburgh Pirates
PNC Park, Pittsburgh, PA
Sun Jul 06 2014, 1:39 PM - 4:22 PM EDT
Att. 33,408 - Partly Cloudy - 78 F

livebaseballscorecards.com

Batter	1	2	3	4	5	6	7	8	9	AB	R	H	RBI	BB	SO	LOB
25 Gregory Polanco, L (1, 9) OBP: 0.379, SLG: 0.396	C FF 92 C CH 88 S KC 83 0-3 ① K	X CH 88 0-0 ③ G4-3			B KC 81 B FF 92 S CH 87 B CH 88 B FF 92 4-1 BB		C CH 87 B KC 83 C KC 81 F FF 92 S KC 84 1-3 ③ K	S SL 83 B SI 97 B SL 84 C SI 97 C SI 97 2-3 ③ K		4	0	0	0	1	3	5
5 Josh Harrison, R (1, 7) (8, 5) OBP: 0.335, SLG: 0.453	B FF 92 C FF 93 S KC 83 S FF 93 1-3 ② K	F FF 92 B FF 92 X FF 92 1-1 18 SF8 3B			1 SAFE F FF 93 X KC 82 0-1 ② F9			C SL 81 X FF 91 0-1 E5 22 3B		4	2	1	0	0	1	1
22 Andrew McCutchen, R (1, 8) OBP: 0.424, SLG: 0.547	C FF 92 B FF 93 S FF 93 X KC 83 1-2 18 1B 55 2B 1B	F FF 93 B SI 89 X KC 84 1-1 ① G1-3			C FF 91 1 SAFE F KC 83 X FF 93 0-2 ③ L8			F SL 80 S SL 80 2 SAFE 2 SAFE D SL 83 B FF 92 X SL 80 2-2 6 1B 2-H 3B		4	2	2	1	0	0	2
18 Neil Walker, S (1, 4) OBP: 0.341, SLG: 0.427	B FF 94 1 SAFE D SI 95 F FF 93 S CH 88 X KC 83 2-2 55 S 55 2B 1-3 1B	S FF 94 X FF 94 0-1 ② SF8 3-H				C FF 91 B CH 86 X CH 87 1-1 ① G3		B SI 97 S SI 97 S SI 97 F SI 98 F SL 84 F SI 98 S SI 98 1-3 ① K		3	1	1	1	0	1	1
55 Russell Martin, R (1, 2) OBP: 0.416, SLG: 0.399	B SI 95 C SI 95 B KC 84 S FF 94 B SI 95 F SI 94 X SI 95 3-2 1-H 3-H 2B	C KC 82 B KC 83 S FF 92 T KC 83 1-2 ③ K				B CH 87 X FF 91 1-0 ② G6-3		I IN 72 I IN 76 I IN 77 I IN 79 4-0 6 1B 17 HBP 10 SF9 IBB		3	1	1	2	1	1	0
15 Ike Davis, L (1, 3) OBP: 0.352, SLG: 0.353 17 Gaby Sanchez, R (8, PH) OBP: 0.289, SLG: 0.433 (9, 3)	B CH 87 C KC 83 C KC 83 S KC 85 1-3 ③ K	X CH 86 0-0 ① G3				B FF 91 B KC 81 B CH 86 C FF 91 C CH 87 F FF 92 X KC 82 3-2 ③ G3-1		C SI 97 B SI 98 F SI 97 H SL 85 2-2 3 BB 6 1B 1-2 HBP		3 0	0 0	0 0	0 0	0 0	1 0	1 0
24 Pedro Alvarez, L (1, 5) OBP: 0.327, SLG: 0.407 6 Starling Marte, R (8, 7) OBP: 0.325, SLG: 0.381		B KC 82 B FF 92 B FF 92 F FF 92 B FF 92 4-1 49 SH5-4 BB	C SI 92 X KC 83 0-1 ② L9				X CH 86 0-0 ① G3	F SI 99 X SL 83 0-1 3 BB 1-2 2-3 3-H 1B		2 1	0 0	0 1	0 1	1 0	0 0	0 0
10 Jordy Mercer, R (1, 6) OBP: 0.290, SLG: 0.371		C FF 93 B KC 82 F KC 83 S SI 89 1-3 ① K	C FF 92 F KC 82 F FF 92 F KC 83 B CH 89 S KC 83 1-3 ③ K				C FF 92 T KC 82 X KC 82 0-2 49 SH5-4 1B	B SI 98 X SI 97 1-0 ② SF9 3-H		3	0	1	1	0	2	1
49 Jeff Locke, L (1, 1) OBP: 0.143, SLG: 0.077 3 Michael Martinez, S (8, PH) 48 Jared Hughes, R (9, 1)		B FF 92 B FF 92 X FF 92 2-0 ② SH5-4 1-2			C FF 91 S CH 86 X FF 92 0-2 ① G6-3		B FF 91 L FF 91 1 SAFE B FF 92 F FF 92 X FF 93 2-2 ② SH5-4 1-2	S SL 83 B SL 82 B SL 83 B SI 97 F SI 98 B SI 96 4-2 1-2 2-3 BB		1 0 0	0 0 0	0 0 0	0 0 0	0 1 0	0 0 0	0 0 0
Inning Stats	R: 2 E: 0 K: 3 S: 19 H: 3 LOB: 1 BB: 0 P: 27	R: 0 E: 0 K: 1 S: 6 H: 0 LOB: 1 BB: 1 P: 13	R: 1 E: 0 K: 1 S: 9 H: 1 LOB: 0 BB: 0 P: 12	R: 0 E: 0 K: 1 S: 8 H: 0 LOB: 0 BB: 0 P: 9	R: 0 E: 0 K: 0 S: 9 H: 0 LOB: 1 BB: 1 P: 13	R: 0 E: 0 K: 0 S: 7 H: 0 LOB: 0 BB: 0 P: 12	R: 0 E: 0 K: 1 S: 11 H: 1 LOB: 1 BB: 0 P: 14	R: 3 E: 1 K: 2 S: 21 H: 2 LOB: 3 BB: 2 P: 37		1B: 4 2B: 1 3B: 2 HR: 0	SF: 2 SAC: 2 DP: 0 HBP: 1			WP: 0 PB: 0 SB: 1 CS: 0	PA: 37		

	AB	28
	R	6
	H	7
	RBI	6
	BB	4
	SO	9
	LOB	11

PITCHER		IP	WLS	BF	H	R	ER	SO	BB	IBB	HBP	BLK	WP	HR	S	P	ERA	WHIP
34 A.J. Burnett, R ERA: 3.92	(1, 1)	7.0	L	28	5	3	3	7	2	0	0	0	0	0	69	100	3.86	1.000
30 Justin De Fratus, R ERA: 2.19	(8, 1)	0.0		2	1	2	1	0	0	0	0	0	0	0	5	7	∞	∞
63 Jake Diekman, L ERA: 4.39	(8, 1)	1.0		7	1	1	1	2	1	1	1	0	0	0	16	30	9.00	2.000

PITCHER	IP	WLS	BF	H	R	ER	SO	BB	IBB	HBP	BLK	WP	HR	S	P	ERA	WHIP

Philadelphia Phillies @ Milwaukee Brewers

Miller Park, Milwaukee, WI

Mon Jul 07 2014, 7:12 PM - 10:36 PM CDT

Att. 28,080 - Partly Cloudy - 84 F

TOP

livebaseballscorecards.com

Batter	1	2	3	4	5	6	7	8	9	AB	R	H	RBI	BB	SO	LOB
2 Ben Revere, L (1, 8) OBP: 0.314, SLG: 0.351	C FF 88 F FF 89 X CH 76 0-2 4 SH1-3 4 S 26 HR 1B		X FF 88 0-0 ① G4-3		B CH 79 C CH 79 X FF 90 1-1 6 BB 4 G3 1B		L FF 88 B SL 82 B CU 76 B FF 88 F FF 90 X SI 90 3-2 ① G1-3		C SL 83 1 SAFE 1 SAFE 1 SAFE F SL 84 B SL 84 1 SAFE X FF 90 1-2 ② F8	4	1	2	0	0	0	0
53 Ken Giles, R (7, 1)										0	0	0	0	0	0	0
11 Jimmy Rollins, S (9, PH) OBP: 0.327, SLG: 0.372 (9, 6)										1	0	0	0	0	1	0
4 Andrés Blanco, S (1, 6) OBP: 0.250, SLG: 0.250 (9, 5)	C CH 78 B FF 88 X CH 78 1-1 ① SH1-3 1-3		C FF 88 B CU 78 S CH 78 X CH 78 1-2 ② L7		C CH 78 1 SAFE 1 SAFE B FF 88 F CH 78 1 SAFE B CH 78 B FF 89 3-2 ② F CH 78 F FF 89 X CH 78 G3 1-2		F SI 91 B CU 73 C SL 83 B CU 77 B SI 89 X SL 84 3-2 26 G3-1 1B		1 SAFE C SL 83 1 SAFE 1 SAFE B SL 83 1 SAFE C CU 76 C CU 77 1-3 ③ K 1-2	4	0	1	0	0	1	2
26 Chase Utley, L (1, 4) OBP: 0.349, SLG: 0.443	C CU 76 X FF 88 0-1 3-H HR		C FF 90 C CU 77 X CU 79 0-2 6 1B 6 1B 1B		B FF 89 D CU 78 F CH 76 B FF 89 B FF 88 4-1 6 BB BB		B SI 90 B SL 85 X SI 90 2-0 ② G3-1 1-2			3	2	2	2	1	0	1
6 Ryan Howard, L (1, 3) OBP: 0.311, SLG: 0.392	S CH 77 S CH 77 B CH 77 B CH 77 B FF 90 X CH 77 3-2 ② F8		B FF 88 1 SAFE B CH 79 S CH 79 1 SAFE B FF 89 C FF 88 X CH 78 3-2 1-H 1B		B CU 76 B FF 88 D CH 79 B FF 89 4-0 1-2 2-3 BB		C CU 74 C CU 77 B CU 76 F SI 90 S CU 77 1-3 ③ K2-3			3	0	1	1	1	1	1
3 Marlon Byrd, R (1, 9) OBP: 0.313, SLG: 0.491	B CU 76 B CU 78 C FF 89 X CU 77 2-1 ③ F8		B CU 79 B CH 79 C FF 89 1 SAFE B FF 90 S CH 80 F CH 80 F FF 90 X CU 79 3-2 ③ L9		F CU 78 B FF 90 X CU 77 1-1 ③ G5-3			S SL 86 S CU 75 B FF 91 S CU 76 1-3 ① K		4	0	0	0	0	1	4
25 Cody Asche, L (1, 5) OBP: 0.307, SLG: 0.399 58 Jonathan Papelbon, R (9, 1)		C FF 88 B CH 78 B FF 88 S CH 80 S CH 78 2-3 ① K	B CH 78 S CH 79 F FF 90 S FF 90 1-3 ① K		F FF 89 B SL 78 X SL 79 1-1 1B		C SI 93 B SL 86 C SL 86 C CU 76 1-3 ② K		4	0	1	0	0	3	0
9 Domonic Brown, L (1, 7) OBP: 0.272, SLG: 0.316		C FF 88 S FF 88 F CU 77 B CH 78 F CH 78 F FF 89 B CH 78 X FF 90 2-2 29 F9 29 BLK 1B	T FF 90 T FF 90 B FF 90 B FF 90 B CH 79 S CH 80 3-3 ② K		C SL 79 F FF 90 F SL 74 S SL 81 0-3 ① K		B SL 87 B SI 92 B SL 84 F SL 84 F SL 85 X CU 76 3-2 ③ G4-3		0	0	0	0	0	0	0
29 Cameron Rupp, R (1, 2) OBP: 0.115, SLG: 0.192		1 SAFE B CU 77 X FF 88 1-0 ② F9 1-3	X CH 79 0-0 ③ L8		F CH 84 B SI 91 B SI 90 1 SAFE B SI 90 X SI 89 3-1 ② F9				B SL 85 S SL 85 B SL 84 B SL 84 F SI 90 X SI 91 3-2 ① G6-3	4	0	0	0	0	0	2
35 Cole Hamels, L (1, 1) OBP: 0.219, SLG: 0.250 19 Tony Gwynn Jr., L (7, 8) OBP: 0.296, SLG: 0.217		B CH 79 B FF 89 C FF 88 S CH 77 F CH 79 S FF 90 2-3 ③ K		S FF 88 T FF 89 S FF 88 0-3 ① K	C FF 91 S FF 90 B FF 91 S SL 81 1-3 ③ K				B SL 85 C SL 84 B SL 84 B SI 89 X SI 90 3-1 4 E 1B	3	0	0	0	0	3	2
										1	0	1	0	0	0	0

Inning Stats	1	2	3	4	5	6	7	8	9
	R: 2 E: 0 K: 0 S: 12	H: 2 LOB: 0 BB: 0 P: 18	R: 0 E: 0 K: 2 S: 14	H: 1 LOB: 1 BB: 0 P: 21	R: 1 E: 0 K: 0 S: 15	H: 2 LOB: 0 BB: 0 P: 22	R: 0 E: 0 K: 2 S: 7	H: 0 LOB: 0 BB: 0 P: 11	R: 0 E: 0 K: 1 S: 13	H: 1 LOB: 3 BB: 2 P: 26	R: 0 E: 0 K: 2 S: 11	H: 1 LOB: 1 BB: 0 P: 16	R: 0 E: 0 K: 1 S: 11	H: 1 LOB: 1 BB: 0 P: 20	R: 0 E: 0 K: 2 S: 9	H: 0 LOB: 0 BB: 0 P: 14	R: 0 E: 1 K: 1 S: 11	H: 1 LOB: 1 BB: 0 P: 19

	AB	R	H	RBI	BB	SO	LOB
	35	3	9	3	2	11	14

1B: 8 SF: 0 WP: 0 PA: 38
2B: 0 SAC: 1 PB: 0
3B: 0 DP: 0 SB: 1
HR: 1 HBP: 0 CS: 0

PITCHER		IP	WLS	BF	H	R	ER	SO	BB	IBB	HBP	BLK	WP	HR	S	P	ERA	WHIP
41 Marco Estrada, R ERA: 4.96	(1, 1)	5.0	L	23	6	3	3	5	2	0	0	1	0	1	61	98	5.40	1.600
32 Tom Gorzelanny, L ERA:	(6, 1)	1.0		4	1	0	0	2	0	0	0	0	0	0	11	16	0.00	1.000
59 Zach Duke, L ERA: 1.26	(7, 1)	1.0		4	1	0	0	1	0	0	0	0	0	0	11	20	0.00	1.000
47 Rob Wooten, R ERA: 4.34	(8, 1)	2.0		7	1	0	0	3	0	0	0	0	0	0	20	33	0.00	0.500

PITCHER	IP	WLS	BF	H	R	ER	SO	BB	IBB	HBP	BLK	WP	HR	S	P	ERA	WHIP

BOTTOM

Batter	1	2	3	4	5	6	7	8	9	AB	R	H	RBI	BB	SO	LOB
Rickie Weeks Jr., R (1, 4) OBP: 0.327, SLG: 0.401	B FF 91 B FF 92 S FF 92 B FF 92 F FF 93 C FF 93 3-3 ① K		B CU 78 F FF 93 B FC 90 X CH 85 2-1 ③ G4-3		F CH 84 X FF 93 0-1 ② FC5-4 1-2f		C FF 98 B FF 99 B FF 98 X FF 98 2-1 ③ F8			4	0	0	0	0	1	4
8 Ryan Braun, R (1, 9) OBP: 0.342, SLG: 0.511 1 Logan Schafer, L (8, PR) OBP: 0.276, SLG: 0.318 (9, 9)	B FF 93 C CH 86 X CH 85 1-1 ② F9			B FF 92 X FC 89 1-0 27 G6-4-3 20 BB 1B	1 SAFE X FF 91 0-0 ③ G5-3			B SL 85 B SL 86 C FF 99 X FF 95 2-1 20 FC6-5 2B		4 0	0 0	2 0	0 0	0 0	0 0	1 0
20 Jonathan Lucroy, R (1, 2) OBP: 0.396, SLG: 0.511	C FF 93 B FF 91 B FF 93 B FF 94 X FF 93 3-1 ③ L8			B FF 92 B CH 82 B FF 91 B FF 92 4-0 27 G6-4-3 1-2 BB		C FF 91 C CU 77 F SI 93 B FF 93 S CH 86 1-3 ① K		D SL 85 S FF 95 B SL 87 X SL 84 2-1 ① FC6-5 16 FC6-4 2-3		3	0	0	0	1	1	1
27 Carlos Gómez, R (1, 8) OBP: 0.364, SLG: 0.505		F FF 91 X FF 90 0-1 18 AM DB 2B		S CH 84 X CH 84 0-1 ① ② G6-4-3 1-2f 2-3		B CU 78 X CH 85 1-0 ② L8		D SL 87 S SL 86 S SL 86 S SL 86 1-3 ② K		4	0	1	0	0	1	4
16 Aramis Ramirez, R (1, 5) OBP: 0.333, SLG: 0.466		C FF 91 C FF 92 D CU 79 F SI 93 S CU 79 1-3 ① K		F FF 92 D CU 80 T CH 84 X CU 80 1-2 ③ G4-3		B FF 92 B FC 91 F SI 94 B FF 92 X FF 93 3-1 ③ F9		B FF 98 B SL 84 F SL 95 C SL 86 F SL 87 X SL 87 2-2 ③ FC6-4 1-2f		4	0	0	0	0	1	4
18 Khris Davis, R (1, 7) OBP: 0.310, SLG: 0.485		C FF 93 F CH 84 2 SAFE B FC 90 C SI 94 1-3 ② ③ K 2-3			B FF 91 F FF 91 B FC 88 B CH 84 F CH 84 X FF 90 3-2 9 1B 7 E 14 1B 1B		B CH 82 B CH 83 B FF 91 B FF 92 4-0 9 1B BB		F FF 92 X SL 80 0-1 ① G6-3	3	1	1	0	1	1	1
7 Mark Reynolds, R (1, 3) OBP: 0.304, SLG: 0.388			X FF 90 0-0 9 G1-3 1B		B SI 92 B SI 92 C SI 91 X CH 85 2-1 E5 9 1B 14 1B 1-2		B CH 82 F CH 83 B FF 93 1 SAFE B FC 89 F SI 92 S CH 85 3-3 ① K		F FF 93 B FF 92 S SL 80 S FF 93 1-3 ② K	4	1	1	0	0	2	2
9 Jean Segura, R (1, 6) OBP: 0.273, SLG: 0.321			L FF 90 X FF 92 0-1 ① G1-3 1-2		B FF 92 C FF 93 X CH 85 1-1 14 1B 1-2 2-3 1B		F FF 92 1 SAFE F FF 92 F FC 89 F CU 79 D CH 84 B FF 93 F CH 85 F FC 91 3-2 B CU 78 X SI 93 1-2 1B		B SL 81 X FF 92 1-0 ③ G1-3	4	0	2	0	0	0	1
41 Marco Estrada, R (1, 1) OBP: 0.194, SLG: 0.107 14 Jeff Bianchi, R (5, PH) OBP: 0.179, SLG: 0.156 32 Tom Gorzelanny, R (6, 1) 59 Zach Duke, L (7, 1) 12 Martin Maldonado, R (7, PH) OBP: 0.361, SLG: 0.403 47 Rob Wooten, R (8, 1)			L FF 91 F FF 92 B CU 78 C FF 92 1-3 ② K		X FF 92 0-0 ① FC5-4 1-3 2-H 3-H 1B		C CH 85 S CH 86 D CU 80 F CH 84 F FF 94 F CH 85 B CU 78 S CH 85 2-3 ② K			1 1 0 0 0 1 0	0 0 0 0 0 0 0	0 1 0 0 0 0 0	0 2 0 0 0 0 0	1 0 0 0 0 1 0	1 0 0 0 0 2 0	1 0 0 0 0 0 0
Inning Stats	R: 0 E: 0 K: 1 S: 7 H: 0 LOB: 0 BB: 0 P: 14	R: 0 E: 0 K: 2 S: 9 H: 1 LOB: 0 BB: 0 P: 11	R: 0 E: 0 K: 1 S: 8 H: 1 LOB: 1 BB: 0 P: 11	R: 0 E: 0 K: 0 S: 6 H: 1 LOB: 1 BB: 1 P: 12	R: 2 E: 1 K: 0 S: 11 H: 3 LOB: 1 BB: 0 P: 17	R: 0 E: 0 K: 1 S: 7 H: 0 LOB: 0 BB: 0 P: 12	R: 0 E: 0 K: 2 S: 18 H: 1 LOB: 2 BB: 1 P: 32	R: 0 E: 0 K: 1 S: 11 H: 1 LOB: 2 BB: 0 P: 18	R: 0 E: 0 K: 1 S: 6 H: 0 LOB: 0 BB: 0 P: 8	1B: 6 2B: 2 3B: 0 HR: 0	SF: 0 SAC: 0 DP: 1 HBP: 0						

PITCHER		IP	WLS	BF	H	R	ER	SO	BB	IBB	HBP	BLK	WP	HR	S	P	ERA	WHIP
35 Cole Hamels, L ERA: 2.87	(1, 1)	6.2	W	27	7	2	1	7	2	0	0	0	0	0	64	105	1.35	1.350
53 Ken Giles, R ERA: 0.77	(7, 1)	1.1	H	5	1	0	0	1	0	0	0	0	0	0	13	22	0.00	0.750
58 Jonathan Papelbon, R ERA: 1.31	(9, 1)	1.0	S	3	0	0	0	1	0	0	0	0	0	0	6	8	0.00	0.000

PITCHER	IP	WLS	BF	H	R	ER	SO	BB	IBB	HBP	BLK	WP	HR	S	P	ERA	WHIP

Philadelphia Phillies @ Milwaukee Brewers

Miller Park, Milwaukee, WI

Mon Jul 07 2014, 7:12 PM - 10:36 PM CDT

Att. 28,080 - Partly Cloudy - 84 F

livebaseballscorecards.com

AB	33
R	2
H	8
RBI	2
BB	2
SO	9
LOB	21

PA: 35

WP: 0
PB: 0
SB: 0
CS: 0

Batter	1	2	3	4	5	6	7	8	9	AB	R	H	RBI	BB	SO	LOB
2 Ben Revere, L (1, 8) OBP: 0.316, SLG: 0.355	C FF 91 X FF 95 0-1 11 G3 11 WP 26 SF7 1B	B FF 96 F FF 97 X FF 97 1-1 26 1B 2B 1-3 2-H 3-H		B FF 90 B FF 91 S FF 91 F FF 92 X FF 96 2-2 ① G5-3		B SI 90 F SI 90 B SI 91 X SI 91 2-1 ① F7			B FF 91 B SI 90 X SI 91 2-0 ① G5-3	5	2	2	2	0	0	0
11 Jimmy Rollins, S (1, 6) OBP: 0.325, SLG: 0.368	1 SAFE B FF 96 B FF 96 D SI 95 C FF 94 C FF 96 F SI 96 F FF 98 X SI 97 3-2 ① G3 1-3	F SL 85 B SI 96 B SI 97 B CH 84 D FF 97 4-1 3 S 26 1B BB		X FF 90 0-0 ② F8		C SI 90 B SL 84 B SI 91 F SI 91 F SI 93 T SI 91 2-2 ② K			B SI 92 X SI 92 1-0 ② G3	4	0	0	0	1	1	1
26 Chase Utley, L (1, 4) OBP: 0.349, SLG: 0.443	C SI 96 B SL 88 X FF 96 1-1 ② SF7 3-H	D SL 86 T CH 83 B FF 97 X SI 96 2-1 3 S 1B 1-2 2-H 3-H		B CH 88 B FF 91 C FF 94 C CH 84 C FF 96 2-3 ③ K		C SI 91 X CH 87 0-1 ③ G4-3			C SI 92 B SI 92 B CH 83 X CH 84 2-1 1B	4	0	2	3	0	1	0
6 Ryan Howard, L (1, 3) OBP: 0.309, SLG: 0.387	B SI 95 S CH 84 S FF 97 B SL 90 B SL 89 S FF 97 3-3 ③ K	2 SAFE D CH 83 S SL 85 F CH 85 D SL 88 X SI 96 2-2 ② L8			B CH 88 B CH 87 B CH 88 C CH 87 B CH 90 4-1 25 2B 9 1B BB		C SL 83 B SI 89 C SI 88 F SI 89 B CU 75 B FF 89 F CU 77 X SI 90 3-2 ① G5-3		C CU 76 S CH 84 S CH 84 0-3 ③ K	4	1	0	0	1	2	3
3 Marlon Byrd, R (1, 9) OBP: 0.313, SLG: 0.488		B FF 94 F SL 83 X SL 89 1-1 9 BB 25 1B 47 1B 1B B SL 95 C SL 84 B FF 95 B SL 85 F FF 96 F FF 97 S SL 87 3-3 ③ K 1-2 2-3			B FF 90 C SL 82 C FF 93 B FF 95 S FF 94 2-3 ① K		X CH 83 0-0 ② P4			4	1	1	0	0	2	3
25 Cody Asche, L (1, 5) OBP: 0.311, SLG: 0.406 63 Jake Diekman, R (7, 1) 53 Ken Giles, R (8, 1) 58 Jonathan Papelbon, R (9, 1)		F FF 95 X CH 82 0-1 47 1B 9 BB 38 FC1-2 1-2 1B F FF 95 C CH 84 X CH 84 0-2 ① G3			X CH 82 0-0 9 1B 1-3 2B		B CU 76 B SL 84 S SL 83 X SI 89 2-1 ③ G6-3			4 0 0 0	1 0 0 0	2 0 0 0	0 0 0 0	0 0 0 0	0 0 0 0	0 0 0 0
9 Domonic Brown, L (1, 7) OBP: 0.278, SLG: 0.330		D SL 86 D SI 96 F SI 96 F CH 84 F FF 97 D SL 89 F SI 98 F SI 98 D SL 90 4-2 38 FC1-2 47 1B 2 2B BB 1-2 2-3 X CH 84 0-0 HR		C SL 78 B SI 89 B SL 80 F FF 89 X SL 79 2-2 2-H 3-H 1B			X FF 90 0-0 ① F7		3	2	2	3	1	0	0
47 Koyie Hill, S (1, 2) OBP: 0.222, SLG: 0.235		B FF 96 F SI 97 X FF 97 1-1 38 FC1-2 2 2B 1B 1-2 2-3 3-H F FF 95 B CH 84 B SI 96 X FF 96 2-1 ② F8			1 SAFE B SI 89 X SI 89 1-0 ② L7			C FF 89 S CH 84 B CH 84 S CH 84 1-3 ② K	4	1	1	1	0	1	1
38 Kyle Kendrick, R (1, 1) OBP: 0.105, SLG: 0.081 30 Justin De Fratus, S (6, 1) 4 Andrés Blanco, S (7, 5) OBP: 0.200, SLG: 0.200		B FF 96 C FF 96 X SI 96 1-1 ① FC1-2 2 2B 26 1B 1-2 2-3 3-Hf B FF 95 B FF 95 C FF 90 X FF 93 2-1 ③ G6-3			F SI 88 B SI 88 F CH 83 B FF 89 B FF 90 F FF 90 X FF 90 3-2 ③ F9			F CH 84 C SI 90 B CH 86 F SI 92 F CH 85 X FF 93 1-2 ③ G5-3	3 0 1	1 0 0	0 0 0	0 0 0	0 0 0	0 0 0	4 0 0
Inning Stats	R: 1 H: 1 E: 0 LOB: 0 K: 1 BB: 0 S: 12 P: 19	R: 5 H: 5 E: 0 LOB: 2 K: 1 BB: 2 S: 25 P: 44	R: 1 H: 1 E: 0 LOB: 0 K: 0 BB: 0 S: 8 P: 12	R: 0 H: 0 E: 0 LOB: 0 K: 1 BB: 0 S: 7 P: 11	R: 2 H: 2 E: 0 LOB: 1 K: 1 BB: 1 S: 13 P: 25	R: 0 H: 0 E: 0 LOB: 0 K: 1 BB: 0 S: 8 P: 12	R: 0 H: 0 E: 0 LOB: 0 K: 0 BB: 0 S: 8 P: 13	R: 0 H: 0 E: 0 LOB: 0 K: 1 BB: 0 S: 9 P: 11	R: 0 H: 1 E: 0 LOB: 1 K: 1 BB: 0 S: 7 P: 12	1B: 7 SF: 1 2B: 2 SAC: 0 3B: 0 DP: 0 HR: 1 HBP: 0						

TOP

Philadelphia Phillies @ Milwaukee Brewers

Miller Park, Milwaukee, WI

Tue Jul 08 2014, 7:12 PM - 10:35 PM CDT

Att. 26,126 - Partly Cloudy - 78 F

livebaseballscorecards.com

AB	36
R	9
H	10
RBI	9
BB	3
SO	7
LOB	12

PITCHER		IP	WLS	BF	H	R	ER	SO	BB	IBB	HBP	BLK	WP	HR	S	P	ERA	WHIP
38 Wily Peralta, R ERA: 3.95	(1, 1)	4.1	L	24	8	9	9	4	3	0	0	0	1	1	57	97	18.69	2.538
32 Tom Gorzelanny, L ERA:	(5, 1)	0.2		3	1	0	0	0	0	0	0	0	0	0	8	14	0.00	1.500
53 Brandon Kintzler, R ERA: 3.9	(6, 1)	1.0		3	0	0	0	1	0	0	0	0	0	0	8	12	0.00	0.000
59 Zach Duke, L ERA: 1.23	(7, 1)	1.0		3	0	0	0	0	0	0	0	0	0	0	8	13	0.00	0.000
51 Wei-Chung Wang, L ERA: 10.69	(8, 1)	1.0		3	0	0	0	1	0	0	0	0	0	0	9	11	0.00	0.000

PITCHER		IP	WLS	BF	H	R	ER	SO	BB	IBB	HBP	BLK	WP	HR	S	P	ERA	WHIP
57 Francisco Rodríguez, R ERA: 2.28	(9, 1)	1.0		4	1	0	0	1	0	0	0	0	0	0	7	12	0.00	1.000

PA: 40

WP: 1
PB: 0
SB: 2
CS: 0

BOTTOM

Philadelphia Phillies @ Milwaukee Brewers

Miller Park, Milwaukee, WI

Tue Jul 08 2014, 7:12 PM - 10:35 PM CDT

Att. 26,126 - Partly Cloudy - 78 F

livebaseballscorecards.com

Batter	1	2	3	4	5	6	7	8	9	AB	R	H	RBI	BB	SO	LOB
27 Carlos Gómez, R (1, 8) OBP: 0.367, SLG: 0.509	C SI 89 B CH 81 B CH 80 B SI 89 X SI 89 3-1 ① G4-3	B SI 90 X CH 79 1-0 20 S 2B		S CH 80 B FC 86 X CH 81 1-1 2 1B 1B		S FC 87 F FC 87 S FC 88 0-3 ② K		B SL 87 S FF 98 X SL 86 1-1 1-2 1B		5	0	3	0	0	1	0
2 Scooter Gennett, L (1, 4) (9, 9) OBP: 0.348, SLG: 0.487	B FC 87 X SI 89 1-0 HR	L SI 88 B CH 80 X CH 80 1-1 ② G4-3		D CH 81 1 SAFE X CH 81 1-0 1-3 1B		S FC 86 F SI 90 X CH 83 0-2 20 2B 1B		C FF 97 B FF 96 F FF 97 F FF 99 X FF 96 1-2 ② L7		5	1	3	1	0	0	3
20 Jonathan Lucroy, R (1, 2) OBP: 0.396, SLG: 0.512	C SI 89 X FC 86 0-1 18 BB 16 BB 24 HR 1B	B SI 90 B SI 90 C CH 81 C SI 90 X CH 84 2-2 ③ F8 2-3		B FC 87 C SI 90 X CH 82 1-1 ③ P4		F SL 79 X FC 88 0-1 1-3 2B		C SL 87 X SL 86 0-1 ③ G6-3		5	1	2	0	0	0	5
16 Aramis Ramirez, R (1, 5) OBP: 0.335, SLG: 0.462	B SL 76 B SI 88 D CH 81 F SI 90 B SI 89 4-1 18 BB 24 HR 1-2 BB		B SI 90 C FC 85 B SI 90 S CH 80 X SI 91 2-2 1B		B SI 91 X FC 86 1-0 ① L4	B SL 82 B SL 82 C SL 82 B SL 83 X SL 82 3-1 ③ G6-3			B FF 91 B FF 91 X FF 91 2-0 ① F9	4	1	1	0	1	0	2
18 Khris Davis, R (1, 7) OBP: 0.308, SLG: 0.479	B FC 87 B FC 86 B FC 87 B SI 89 4-0 24 HR 1-2 2-3 BB		D SI 90 X CH 80 1-0 ① F7		S FC 86 F FC 87 F CH 83 F SL 77 B FC 89 F FC 87 X CH 83 1-2 ② F8		F SL 80 F SL 80 B SL 80 F SL 82 X FF 94 1-2 ① F9		B FF 92 C FF 91 X SL 80 1-1 ② F7	4	1	0	0	1	0	1
24 Lyle Overbay, L (1, 3) OBP: 0.316, SLG: 0.349	C FC 87 D CH 82 X FC 87 1-1 1-H 2-H 3-H HR		B SI 90 B FC 87 B CH 80 F FC 86 S CH 80 X SI 90 3-2 ② F9		X FC 87 0-0 ③ G6-3		C SL 83 B SI 97 S SL 83 B SL 84 S SL 84 2-3 ② K		C FS 88 B FF 92 F FS 85 X FF 92 1-2 ③ G6-3	5	1	1	4	0	1	1
9 Jean Segura, R (1, 6) OBP: 0.270, SLG: 0.317	B SI 88 X SI 88 1-0 ② F9		B FC 86 D CH 80 X FC 86 2-0 ③ G1-3			C FC 85 X SL 75 0-1 ① G5-3	C SI 98 B SL 83 T SI 98 S SI 99 1-3 ③ K			4	0	0	0	0	1	1
1 Logan Schafer, L (1, 9) OBP: 0.277, SLG: 0.319 Rickie Weeks Jr., R (8, PH) OBP: 0.325, SLG: 0.399 (9, 4)	C SI 88 X CH 80 0-1 ③ P4			B SL 76 B FC 87 F SI 88 C FC 87 S CH 82 2-3 ① K		B FC 87 B CH 80 C FC 86 C SI 90 X CH 83 2-2 7 HR 1B		X FF 100 0-0 ① G4-3		3 1	1 0	1 0	0 0	0 0	1 0	0 0
38 Wily Peralta, R (1, 1) OBP: 0.091, SLG: 0.125 32 Tom Gorzelanny, R (5, 1) 53 Brandon Kintzler, R (6, 1) 7 Mark Reynolds, R (6, PH) OBP: 0.207, SLG: 0.402 59 Zach Duke, L (7, 1) 51 Wei-Chung Wang, L (8, 1) 14 Jeff Bianchi, R (8, PH) OBP: 0.191, SLG: 0.169 57 Francisco Rodriguez, R (9, 1)		C SI 86 C SI 87 X CH 79 0-2 ① G5-3		F SI 88 X FC 87 0-1 ② F9		B SI 90 X FC 88 1-0 1-H HR		B FF 99 S FF 97 S FF 98 F FF 98 B SL 88 F FF 98 X FF 97 2-2 27 1B 1B		2 0 0 1 0 0 1 0	0 0 0 1 0 0 0 0	0 0 0 1 0 0 0 0	0 0 0 2 0 0 0 0	0 0 0 0 0 0 0 0	0 0 0 0 0 0 0 0	0 0 0 0 0 0 0 0
Inning Stats	R: 5 E: 0 K: 0 S: 11 H: 3 LOB: 0 BB: 2 P: 25	R: 0 E: 0 K: 0 S: 9 H: 1 LOB: 1 BB: 0 P: 13	R: 0 E: 0 K: 0 S: 8 H: 1 LOB: 1 BB: 0 P: 16	R: 0 E: 0 K: 1 S: 10 H: 2 LOB: 2 BB: 0 P: 15	R: 0 E: 0 K: 0 S: 8 H: 0 LOB: 0 BB: 0 P: 10	R: 2 E: 0 K: 1 S: 16 H: 4 LOB: 2 BB: 0 P: 22	R: 0 E: 0 K: 2 S: 10 H: 0 LOB: 0 BB: 0 P: 14	R: 0 E: 0 K: 0 S: 14 H: 2 LOB: 2 BB: 0 P: 18	R: 0 E: 0 K: 0 S: 6 H: 0 LOB: 0 BB: 0 P: 10	1B: 8 2B: 2 3B: 0 HR: 3	SF: 0 SAC: 0 DP: 0 HBP: 0	WP: 0 PB: 0 SB: 1 CS: 0	PA: 42			

	AB	40
	R	7
	H	13
	RBI	7
	BB	2
	SO	4
	LOB	13

PITCHER	IP	WLS	BF	H	R	ER	SO	BB	IBB	HBP	BLK	WP	HR	S	P	ERA	WHIP
38 Kyle Kendrick, R (1, 1) ERA: 4.46	5.2	W	30	11	7	7	2	2	0	0	0	0	3	60	96	11.12	2.294
30 Justin De Fratus, R (6, 1) ERA: 2.13	0.2	H	2	0	0	0	0	0	0	0	0	0	0	6	10	0.00	0.000
63 Jake Diekman, L (7, 1) ERA: 4.32	0.2	H	2	0	0	0	2	0	0	0	0	0	0	6	9	0.00	0.000
53 Ken Giles, R (8, 1) ERA: 0.71	1.0	H	5	2	0	0	0	0	0	0	0	0	0	14	18	0.00	2.000
58 Jonathan Papelbon, R (9, 1) ERA: 1.27	1.0	S	3	0	0	0	0	0	0	0	0	0	0	6	10	0.00	0.000

PITCHER	IP	WLS	BF	H	R	ER	SO	BB	IBB	HBP	BLK	WP	HR	S	P	ERA	WHIP

Batter	1	2	3	4	5	6	7	8	9	AB	R	H	RBI	BB	SO	LOB
2 Ben Revere, L (1, 8) OBP: 0.312, SLG: 0.350	C SI 89 C SI 89 B SI 90 S CH 79 1-3 ① K		C SI 88 X CH 80 0-1 ③ G1-3			C CU 74 F CH 78 B SI 90 2 SAFE F CH 78 B CH 78 B SI 90 X CH 79 3-2 ② G4-3 2-3		X SI 88 0-0 ① G6-3		4	0	0	0	0	1	1
11 Jimmy Rollins, S (1, 6) OBP: 0.325, SLG: 0.375	C SI 90 F SI 88 B SI 91 B SL 84 F SI 91 F SI 91 X SL 84 2-2 ② L9			C CU 75 B CH 80 B SI 89 C SI 90 X SL 83 2-2 ① G3		B CU 75 S CU 76 B SI 91 X CU 74 2-1 ② HR 3-H		C SI 89 X SL 83 0-1 ② L9		4	1	1	2	0	0	0
26 Chase Utley, L (1, 4) OBP: 0.351, SLG: 0.453	C SI 91 F CU 74 B SI 90 F CH 80 F CH 80 F FF 91 X SI 90 1-2 HR			B CU 75 B CU 74 X SI 90 2-0 ② F7		C SL 84 C SI 92 X SI 91 0-2 ③ F7		C CU 74 X SI 90 0-1 E1 1B		4	1	2	1	0	0	0
6 Ryan Howard, L (1, 3) OBP: 0.306, SLG: 0.383	B CU 76 X SI 90 1-0 ③ G3			B SI 89 C CH 80 F CH 80 S SI 90 1-3 ③ K			B SL 84 B CH 79 S SI 89 X SI 90 2-1 ① L8	X CU 75 0-0 ③ G4-3		4	0	0	0	0	1	1
3 Marlon Byrd, R (1, 9) OBP: 0.312, SLG: 0.486		B CU 74 X SI 88 1-0 ① L6			F SI 90 B SI 89 F CU 74 B SI 89 X CH 79 2-2 ① G2-3		F CU 75 B SI 89 B SI 90 F CH 79 X SI 89 2-2 25 1B 29 1B 1B		F CU 74 B CU 76 F SI 91 B SL 85 B CU 75 X SI 91 3-2 ① G6-3	4	1	1	0	0	0	0
25 Cody Asche, L (1, 5) OBP: 0.310, SLG: 0.403 19 Tony Gwynn Jr., L (9, 7) OBP: 0.296, SLG: 0.217		B CU 75 B SI 89 F SI 90 B CH 80 C SI 90 C SI 90 3-3 ② K			C CU 74 S CH 78 S SI 90 0-3 ② K		F SL 82 X CH 78 0-1 29 1B 1-2 1B		F SI 91 X SI 90 0-1 ② F7	4 0	0 0	1 0	0 0	0 0	2 0	0 0
9 Domonic Brown, L (1, 7) OBP: 0.275, SLG: 0.326 58 Jonathan Papelbon, R (9, 1)	C SI 90 F CU 74 B SI 90 C SI 89 1-3 ③ K				X CU 73 0-0 ③ G3		X CU 74 0-0 ② F7		B CU 76 F SL 84 F SL 84 B FF 90 C SI 90 2-3 ③ K	4 0	0 0	0 0	0 0	0 0	2 0	2 0
29 Cameron Rupp, R (1, 2) OBP: 0.172, SLG: 0.241			F SL 83 S SL 83 S SL 83 0-3 ① K			C SL 82 X SL 82 0-1 2 G4-3 27 SH3 11 HR 1B	B SL 84 C SI 89 B SL 84 S SL 82 D SL 81 X SL 82 3-2 1-3 2-H 1B			3	1	2	1	0	1	0
27 Roberto Hernandez, R (1, 1) OBP: 0.067, SLG: 0.067 4 Andrés Blanco, S (9, 5) OBP: 0.200, SLG: 0.200			C SL 82 S SI 89 F SL 82 S SL 82 0-3 ② K			L CU 79 X CH 73 0-1 ① SH3 1-2	C SL 83 F SL 83 S SL 83 0-3 ③ K			2 0	0 0	0 0	0 0	0 0	2 0	2 0
Inning Stats	R: 1 E: 0 K: 1 S: 15 H: 1 LOB: 0 BB: 0 P: 20	R: 0 E: 0 K: 2 S: 7 H: 0 LOB: 0 BB: 0 P: 12	R: 0 E: 0 K: 2 S: 9 H: 0 LOB: 0 BB: 0 P: 9	R: 0 E: 0 K: 1 S: 7 H: 0 LOB: 0 BB: 0 P: 12	R: 0 E: 0 K: 1 S: 7 H: 0 LOB: 0 BB: 0 P: 9	R: 2 E: 0 K: 0 S: 13 H: 2 LOB: 0 BB: 0 P: 18	R: 1 E: 0 K: 1 S: 14 H: 3 LOB: 2 BB: 0 P: 21	R: 0 E: 1 K: 0 S: 6 H: 1 LOB: 1 BB: 0 P: 6	R: 0 E: 0 K: 1 S: 8 H: 0 LOB: 0 BB: 0 P: 13	1B: 5 2B: 0 3B: 0 HR: 2 SF: 0 SAC: 1 DP: 0 HBP: 0						

PITCHER		IP	WLS	BF	H	R	ER	SO	BB	IBB	HBP	BLK	WP	HR	S	P	ERA	WHIP
26 Kyle Lohse, R ERA: 3.26	(1, 1)	8.0	L	31	7	4	4	8	0	0	0	0	0	2	78	107	4.50	0.875
47 Rob Wooten, R ERA: 4.2	(9, 1)	1.0		3	0	0	0	1	0	0	0	0	0	0	8	13	0.00	0.000

PITCHER	IP	WLS	BF	H	R	ER	SO	BB	IBB	HBP	BLK	WP	HR	S	P	ERA	WHIP

TOP

Philadelphia Phillies @ Milwaukee Brewers

Miller Park, Milwaukee, WI

Wed Jul 09 2014, 7:11 PM - 9:27 PM CDT

Att. 26,480 - Clear - 70 F

livebaseballscorecards.com

AB	33
R	4
H	7
RBI	4
BB	0
SO	9
LOB	6

WP: 0 PA: 34
PB: 0
SB: 0
CS: 0

Batter	1	2	3	4	5	6	7	8	9	AB	R	H	RBI	BB	SO	LOB
27 Carlos Gómez, R (1, 8) OBP: 0.363, SLG: 0.503	F SI 89 X SL 85 0-1 G1-3 ①		F SL 83 F FF 91 B SL 84 S CH 84 1-3 K ①		X SI 90 0-0 F9 ② 2-3			B SI 92 F SI 91 F CH 84 F CH 82 F SI 90 F SL 86 X SL 85 1-2 F9 ②		4	0	0	0	0	1	1
9 Jean Segura, R (1, 6) OBP: 0.266, SLG: 0.313	C SI 90 X SI 91 0-1 G6-3 ②		C SI 92 B CH 84 X SI 92 1-1 G5-3 ②		B SI 91 L SL 84 X SI 90 1-1 G6-3 ③			F SI 91 B CH 83 X SI 91 1-1 G5-3 ③		4	0	0	0	0	0	1
2 Scooter Gennett, L (1, 4) OBP: 0.343, SLG: 0.479	B SI 90 C SI 90 X SI 91 1-1 L7 ③		X SI 92 0-0 G6-3 ③			B CH 83 B SI 90 X SI 89 2-0 F8 ①			C FF 90 F FF 90 X FS 86 0-2 G4-3 ①	4	0	0	0	0	0	0
16 Aramis Ramirez, R (1, 5) OBP: 0.333, SLG: 0.459		X SI 90 0-0 18 G5-3 24 1B 1B		X SI 90 0-0 P4 ①		X SI 91 0-0 P5 ②			B FS 88 F FF 92 X SL 81 1-1 F7 ②	4	1	1	0	0	0	0
18 Khris Davis, R (1, 7) OBP: 0.305, SLG: 0.472		C SI 89 S SI 89 F SI 91 D SL 82 X SI 91 1-2 G5-3 ① 1-2		B SI 90 C SI 90 S SI 90 F CH 84 X SL 82 1-2 P4 ②		B SI 91 C SI 90 X SL 84 1-1 F8 ③			C FF 91 C FF 92 S FF 92 0-3 K ③	4	0	0	0	0	1	1
24 Lyle Overbay, L (1, 3) OBP: 0.321, SLG: 0.355		B CH 85 X SI 92 1-0 2-H 1B		X SI 92 0-0 1B			B SI 91 S CH 84 X CH 84 1-1 G3 ①			3	0	2	1	0	0	0
12 Martín Maldonado, R (1, 2) OBP: 0.347, SLG: 0.385		C SI 92 D SL 85 F SI 91 B SI 90 S SL 84 2-3 K ②		L SL 86 B SI 90 S SI 90 D CH 84 T SI 90 2-2 K ③			C SI 91 B SL 83 X SI 90 1-1 G5-3 ②			3	0	0	0	0	2	2
1 Logan Schafer, L (1, 9) OBP: 0.288, SLG: 0.315		D CH 84 B SI 91 B SI 90 B SI 91 4-0 BB			B SI 90 B SI 90 F SI 90 B SI 90 F SI 90 B SI 91 4-2 27 F9 26 SH1-4 BB			X SI 92 0-0 G6-3 ③		1	0	0	0	2	0	0
26 Kyle Lohse, R (1, 1) OBP: 0.190, SLG: 0.150 Rickie Weeks Jr., R (8, PH) OBP: 0.323, SLG: 0.396 47 Rob Wooten, R (9, 1)		C SI 91 X SI 91 0-1 G5-3 ③			X SI 87 0-0 SH1-4 ① 1-2			B SI 90 S SI 90 X SL 84 1-1 F8 ①		1 1 0	0 0 0	0 0 0	0 0 0	0 0 0	0 0 0	2 0 0
Inning Stats	R: 0 E: 0 K: 0 S: 6 H: 0 LOB: 0 BB: 0 P: 7	R: 1 E: 0 K: 1 S: 11 H: 2 LOB: 2 BB: 1 P: 19	R: 0 E: 0 K: 1 S: 6 H: 0 LOB: 0 BB: 0 P: 8	R: 0 E: 0 K: 1 S: 9 H: 1 LOB: 1 BB: 0 P: 12	R: 0 E: 0 K: 0 S: 6 H: 0 LOB: 1 BB: 1 P: 11	R: 0 E: 0 K: 0 S: 4 H: 0 LOB: 0 BB: 0 P: 7	R: 0 E: 0 K: 0 S: 5 H: 0 LOB: 0 BB: 0 P: 7	R: 0 E: 0 K: 0 S: 10 H: 0 LOB: 0 BB: 0 P: 13	R: 0 E: 0 K: 1 S: 8 H: 0 LOB: 0 BB: 0 P: 9	1B: 3 2B: 0 3B: 0 HR: 0	SF: 0 SAC: 1 DP: 0 HBP: 0					

PITCHER		IP	WLS	BF	H	R	ER	SO	BB	IBB	HBP	BLK	WP	HR	S	P	ERA	WHIP
27 Roberto Hernandez, R ERA: 4.22	(1, 1)	8.0	W	29	3	1	1	3	2	0	0	0	0	0	57	84	1.12	0.625
58 Jonathan Papelbon, R ERA: 1.24	(9, 1)	1.0	S	3	0	0	0	1	0	0	0	0	0	0	8	9	0.00	0.000

PITCHER	IP	WLS	BF	H	R	ER	SO	BB	IBB	HBP	BLK	WP	HR	S	P	ERA	WHIP

BOTTOM

Philadelphia Phillies @ Milwaukee Brewers

Miller Park, Milwaukee, WI

Wed Jul 09 2014, 7:11 PM - 9:27 PM CDT

Att. 26,480 - Clear - 70 F

livebaseballscorecards.com

AB	29
R	1
H	3
RBI	1
BB	2
SO	4
LOB	7

WP: 0 PA: 32
PB: 0
SB: 0
CS: 0

Batter	1	2	3	4	5	6	7	8	9	AB	R	H	RBI	BB	SO	LOB
19 Tony Gwynn Jr., L (1, 8) OBP: 0.283, SLG: 0.206 (8, 7)	C FF 89 B SI 90 X FF 91 1-1 F7 ①			L FF 90 B CU 74 X FF 92 1-1 F7 ①		C CU 73 C FF 92 X FF 93 0-2 G6-3 ③		B CU 73 C FF 91 B FF 92 F FF 93 X SI 92 2-2 G5-3 ② 1-2 2-3	C FF 87 C FF 90 X FF 90 0-2 L4 ①	5	0	0	0	0	0	2
11 Jimmy Rollins, S (1, 6) OBP: 0.328, SLG: 0.377	X FF 91 0-0 P4 ②			C FF 92 X FF 92 0-1 G3-1 ②			C CU 72 X FF 92 0-1 6 G3 26 1B 3 FC6-2 1B	B CU 76 B FF 93 C FF 93 X SI 89 2-1 6 2B 26 S 1B 2-H 3-H	C SI 87 B CH 82 B FF 88 F FF 88 B CH 83 F FF 90 F FF 90 F FF 89 B FF 89 4-2 6 HR BB	4	2	2	2	1	0	0
26 Chase Utley, L (1, 4) OBP: 0.352, SLG: 0.452 4 Andrés Blanco, S (9, PH) OBP: 0.167, SLG: 0.167 (9, 4)	C SI 90 B FF 92 B FF 92 C FF 90 B CU 75 X FF 92 3-2 L7 ③			C CU 73 C SI 92 B FF 92 B SI 92 X FF 93 2-2 G4-3 ③			B SI 90 X FF 90 1-0 3 FC6-2 6 G3 1-2 1B	1 SAFE C FF 94 D SL 80 D SL 79 D SL 81 D SL 79 4-1 6 2B 25 2B 1-2 BB	B CH 88 F FF 88 B CH 82 F FF 89 X CH 83 2-2 F9 ②	3	1	1	0	1	0	0
										1	0	0	0	0	0	1
6 Ryan Howard, L (1, 3) OBP: 0.307, SLG: 0.395		B SI 90 B FF 92 F FF 91 C SL 83 X SL 85 2-2 F7 ①			C CU 74 X FF 92 0-1 L9 ①		C SI 92 X CU 75 0-1 G3 ① 1-2 2-3	C FF 95 B FF 95 B FF 94 X FF 94 2-1 25 2B 1-3 2-H 2B	D CU 72 X FF 88 1-0 1-H HR	5	2	2	3	0	0	2
3 Marlon Byrd, R (1, 9) OBP: 0.313, SLG: 0.481		B CU 72 S SL 83 S FF 92 F FF 92 F FF 93 F SL 85 B SL 87 F SI 92 F CU 74 2-3 K ②			B FF 91 C FF 91 F SI 92 B FF 94 B SL 85 F FF 94 B SI 93 4-2 BB		F SI 92 X SL 84 0-1 FC6-2 ② 2-3 3-H	I IN 69 I IN 70 I IN 73 I IN 74 4-0 25 2B 9 1B IBB	B CH 83 B CH 82 X FF 87 2-0 F9 ③	3	1	0	0	2	1	2
25 Cody Asche, L (1, 5) OBP: 0.309, SLG: 0.405		C FF 91 B FF 92 F FF 91 B SL 84 F SI 93 X SL 84 2-2 F8 ③			F SI 92 S FF 93 B FF 92 F FF 93 B SI 93 B SI 93 X FF 93 3-2 F8 ②		X FF 92 0-0 F8 ③	D CU 78 D FF 95 C FF 93 B FF 94 X FF 93 3-1 9 1B 2B		4	1	1	2	0	0	3
9 Domonic Brown, L (1, 7) OBP: 0.275, SLG: 0.325 47 Koyie Hill, S (8, 2) OBP: 0.222, SLG: 0.235			B FF 90 F FF 90 X FF 91 1-1 F8 ①		C FF 92 C FF 93 B SI 92 D SL 86 X FF 93 2-2 G4-3 ③			F9 X SI 89 0-0 2 1B 2-H 3-H 1B		4	0	1	2	0	0	1
										0	0	0	0	0	0	0
29 Cameron Rupp, R (1, 2) OBP: 0.188, SLG: 0.281 2 Ben Revere, L (8, PR) OBP: 0.314, SLG: 0.352 (8, 8)			S FF 92 S FF 93 F FF 94 C FF 94 0-3 K ②			C FF 91 X SL 84 0-1 F8 ①		C FF 92 C FF 93 X FF 93 0-2 19 G5-3 11 1B 2B 2-2 1-2 1B		3	0	1	0	0	1	0
										1	1	1	0	0	0	0
David Buchanan, R (1, 1) 16 César Hernández, S (8, PH) OBP: 0.287, SLG: 0.280 59 Antonio Bastardo, R (8, 1) 63 Jake Diekman, R (9, 1)			C FF 92 C FF 93 C FF 93 0-3 K ③			C FF 91 B FF 93 B FF 91 X FF 92 2-1 G3 ②		4-2 19 G5-3 11 1B BB R SI 92 X SI 93 1-0 G4-3		2	0	0	0	0	1	0
										1	1	0	0	1	0	2
										0	0	0	0	0	0	0
										0	0	0	0	0	0	0

Inning Stats	1	2	3	4	5	6	7	8	9
	R: 0 E: 0 K: 0 S: 6	H: 0 LOB: 0 BB: 0 P: 10	R: 0 E: 0 K: 1 S: 17	H: 0 LOB: 0 BB: 0 P: 23	R: 0 E: 0 K: 2 S: 9	H: 0 LOB: 0 BB: 0 P: 10	R: 0 E: 0 K: 0 S: 7	H: 0 LOB: 0 BB: 0 P: 10	R: 0 E: 0 K: 0 S: 12	H: 0 LOB: 1 BB: 1 P: 21	R: 0 E: 0 K: 0 S: 7	H: 0 LOB: 0 BB: 0 P: 9	R: 0 E: 0 K: 0 S: 8	H: 2 LOB: 2 BB: 0 P: 9	R: 7 E: 0 K: 0 S: 23	H: 6 LOB: 2 BB: 3 P: 48	R: 2 E: 0 K: 0 S: 14	H: 1 LOB: 0 BB: 1 P: 23

1B: 5	SF: 0
2B: 3	SAC: 0
3B: 0	DP: 0
HR: 1	HBP: 0

WP: 0	PA: 41
PB: 0	
SB: 1	
CS: 0	

PITCHER		IP	WLS	BF	H	R	ER	SO	BB	IBB	HBP	BLK	WP	HR	S	P	ERA	WHIP
22 Matt Garza, R (1, 1) ERA: 3.69		7.2	L	28	3	2	2	3	2	0	0	0	0	0	75	108	2.35	0.652
13 Will Smith, L (8, 1) ERA: 3.24		0.0	B	5	3	3	3	0	1	1	0	0	0	0	7	22	∞	∞
53 Brandon Kintzler, R (8, 1) ERA: 3.86		0.1		3	2	2	2	0	0	0	0	0	0	0	7	10	54.00	6.000
Wei-Chung Wang, L (9, 1) ERA: 11.12		1.0		5	1	2	2	0	1	0	0	0	0	1	14	23	18.00	2.000

PITCHER	IP	WLS	BF	H	R	ER	SO	BB	IBB	HBP	BLK	WP	HR	S	P	ERA	WHIP

TOP

Philadelphia Phillies @ Milwaukee Brewers

Miller Park, Milwaukee, WI

Thu Jul 10 2014, 1:12 PM - 4:18 PM CDT

Att. 36,394 - Partly Cloudy - 70 F

livebaseballscorecards.com

AB	36
R	9
H	9
RBI	9
BB	5
SO	3
LOB	13

BOTTOM

Philadelphia Phillies @ Milwaukee Brewers

Miller Park, Milwaukee, WI

Thu Jul 10 2014, 1:12 PM - 4:18 PM CDT

Att. 36,394 - Partly Cloudy - 70 F

livebaseballscorecards.com

Batter	1	2	3	4	5	6	7	8	9	AB	R	H	RBI	BB	SO	LOB
27 Carlos Gómez, R (1, 8) OBP: 0.362, SLG: 0.509	B FF 90 B SI 90 C FF 90 F FF 90 X CH 82 2-2 ① P2		B FF 90 F FF 92 X CH 82 1-1 ② F8			B CH 80 B FF 89 T FF 89 X SI 90 2-1 HR		F FF 91 F FF 91 F FF 90 B SL 82 F FF 91 B FF 92 B FF 91 X FF 91 3-2 ② G6-3		4	1	1	1	0	0	1
2 Scooter Gennett, L (1, 4) OBP: 0.338, SLG: 0.472	C SI 90 F SI 91 B FF 89 X FF 90 1-2 ② G1-3		C SI 88 F FF 90 B FF 92 D CH 83 F SI 91 B FF 90 F CH 81 X FF 91 3-2 ③ F8			B SI 91 X SI 90 1-0 ① G3		F FF 90 F SL 80 B SL 82 B FF 90 C FF 91 2-3 ③ K		4	0	0	0	0	1	1
20 Jonathan Lucroy, R (1, 2) OBP: 0.391, SLG: 0.506	C FF 91 B SI 91 F FC 88 B FF 88 B FF 92 F CH 82 S FC 89 3-3 ③ K			X SI 88 0-0 ① G5-3		C FF 91 B CU 78 C FF 92 S CU 80 1-3 ② K			C SI 96 B SI 97 B SI 97 F SI 98 B SI 98 F SI 98 F SI 97 C SI 98 3-3 ① K	4	0	0	0	0	3	0
16 Aramis Ramirez, R (1, 5) OBP: 0.333, SLG: 0.457 12 Martín Maldonado, R (9, PH) OBP: 0.342, SLG: 0.379		C FF 90 X FF 88 0-1 ① G5-3		B SI 91 X SI 91 1-0 ② G6-3		X FF 90 0-0 1B			B SI 98 F SI 98 X SI 98 1-1 ② L4	3 1	0 0	1 0	0 0	0 0	0 0	0 0
8 Ryan Braun, R (1, 9) OBP: 0.341, SLG: 0.507		C FF 88 X FF 89 0-1 1B		C CH 80 B FF 91 S FF 88 F CU 79 S CU 79 1-3 ③ K		B FF 92 F CH 82 S CH 82 1 SAFE F FF 90 D CU 80 X CH 83 2-2 ③ G5-3			F SI 99 B SL 85 F SL 85 B SL 86 F SI 98 F SI 98 S SL 86 2-3 ③ K	4	0	1	0	0	2	1
18 Khris Davis, R (1, 7) OBP: 0.305, SLG: 0.471		B FF 89 D CH 80 F FF 91 S FF 89 S SI 92 2-3 ② K		B FF 88 X FF 90 1-0 ① G6-3			B FF 90 F FC 89 S CH 82 X FC 89 1-2 14 G6-4-3 1B			3	0	1	0	0	1	1
7 Mark Reynolds, R (1, 3) OBP: 0.307, SLG: 0.399		B CU 75 B FF 91 X FC 88 2-0 ③ G5-3		C FF 91 T CU 78 H FF 91 1-2 14 FC5-4 HBP			F FF 90 1 SAFE X FF 88 0-1 ① F8			2	0	0	0	0	0	2
14 Jeff Bianchi, R (1, 6) OBP: 0.197, SLG: 0.164			B FF 89 B FF 90 B SI 90 C FF 90 B FF 90 4-1 22 SH3 BB	F FF 91 X FF 89 0-1 ② FC5-4 1-2f			B FF 91 B FF 90 1 SAFE F CH 82 1 SAFE X FC 89 2-1 ②③ G6-4-3 1-2f			2	0	0	0	1	0	2
22 Matt Garza, R (1, 1) OBP: 0.077, SLG: 0.103 13 Will Smith, R (8, 1) 53 Brandon Kintzler, R (8, 1) Rickie Weeks Jr., R (8, PH) OBP: 0.321, SLG: 0.393 Wei-Chung Wang, L (9, 1)			L X FF 92 0-1 ① SH3 1-2	F FF 91 F FC 89 F CU 79 S CU 79 0-3 ③ K				B FF 91 B FF 90 C FF 91 X FF 91 2-1 ① G4-3		1 0 0 1 0	0 0 0 0 0	0 0 0 0 0	0 0 0 0 0	1 0 0 0 0	0 0 0 0 0	1 0 0 0 0
Inning Stats	R: 0 E: 0 K: 1 S: 10 H: 0 LOB: 0 BB: 0 P: 16	R: 0 E: 0 K: 1 S: 8 H: 1 LOB: 1 BB: 0 P: 12	R: 0 E: 0 K: 0 S: 10 H: 0 LOB: 1 BB: 1 P: 18	R: 0 E: 0 K: 1 S: 6 H: 0 LOB: 0 BB: 0 P: 8	R: 0 E: 0 K: 1 S: 9 H: 0 LOB: 1 BB: 0 P: 11	R: 1 E: 0 K: 1 S: 11 H: 2 LOB: 1 BB: 0 P: 17	R: 0 E: 0 K: 0 S: 7 H: 1 LOB: 0 BB: 0 P: 10	R: 0 E: 0 K: 1 S: 10 H: 0 LOB: 0 BB: 0 P: 17	R: 0 E: 0 K: 2 S: 12 H: 0 LOB: 0 BB: 0 P: 18	1B: 3 2B: 0 3B: 0 HR: 1	SF: 0 SAC: 1 DP: 1 HBP: 1		WP: 0 PB: 0 SB: 0 CS: 0	PA: 32			

	AB	29
	R	1
	H	4
	RBI	1
	BB	1
	SO	8
	LOB	9

PITCHER		IP	WLS	BF	H	R	ER	SO	BB	IBB	HBP	BLK	WP	HR	S	P	ERA	WHIP
David Buchanan, R ERA: 4.4	(1, 1)	7.0	W	26	4	1	1	5	1	0	1	0	0	1	61	92	1.29	0.714
59 Antonio Bastardo, L ERA: 3.51	(8, 1)	1.0		3	0	0	0	1	0	0	0	0	0	0	10	17	0.00	0.000
63 Jake Diekman, L ERA: 4.22	(9, 1)	1.0		3	0	0	0	2	0	0	0	0	0	0	12	18	0.00	0.000

PITCHER	IP	WLS	BF	H	R	ER	SO	BB	IBB	HBP	BLK	WP	HR	S	P	ERA	WHIP

TOP

Washington Nationals @ Philadelphia Phillies
Citizens Bank Park, Philadelphia, PA

Fri Jul 11 2014, 7:08 PM - 9:52 PM EDT
Att. 30,094 - Cloudy - 88 F

livebaseballscorecards.com

Batter	1	2	3	4	5	6	7	8	9	AB	R	H	RBI	BB	SO	LOB
2 Denard Span, L (1, 8) OBP: 0.317, SLG: 0.388	B SI 92 X FF 92 1-0 6 G6-4-3 1B		B KC 82 C SI 92 X KC 83 1-1 6 S 1B		S CH 88 C SI 88 B SI 92 S KC 84 1-3 ③ K			B SI 92 C SI 91 B KC 82 F CH 86 C SI 92 2-3 ① K		4	0	2	0	0	2	1
6 Anthony Rendon, R (1, 4) OBP: 0.339, SLG: 0.486	C SI 92 1 SAFE X SI 94 0-1 ① ② G6-4-3 1-2f		B SI 93 X SI 93 1-0 ③ P3 1-2			B SI 92 B SI 90 X SI 91 2-0 ① G6-3		C KC 81 B KC 83 F SI 92 B KC 83 B CH 87 B SI 93 4-2 28 FC6-4 BB		3	0	0	0	1	0	2
28 Jayson Werth, R (1, 9) OBP: 0.360, SLG: 0.423	C SI 92 C KC 82 B FF 92 F SI 92 B CH 87 S KC 83 2-3 ③ K			S KC 81 B KC 81 C SI 91 B FF 92 B KC 83 X SI 92 3-2 ① G6-3		B CH 85 B KC 82 B SI 90 C SI 90 B SI 91 4-1 25 G4-3 BB		C SI 92 C SI 93 D KC 84 B KC 84 X SI 93 2-2 ② FC6-4 25 BB 11 2B 1-2f		3	1	0	0	1	1	1
25 Adam LaRoche, L (1, 3) OBP: 0.395, SLG: 0.475		B SI 92 X CH 86 1-0 11 G4-3 2B		C SI 92 F KC 83 F KC 83 B SI 89 F SI 92 F KC 83 X FF 93 1-2 ② F7		B KC 80 X SI 93 1-0 ② G4-3 1-2		B KC 82 F SI 92 D KC 83 B SI 92 B SI 93 4-1 11 2B 1-2 BB		3	0	1	0	1	0	1
11 Ryan Zimmerman, R (1, 5) OBP: 0.340, SLG: 0.432		X SI 93 0-0 ① G4-3 2-3		B KC 83 B SI 92 B SI 91 C FF 92 C SI 93 B SI 93 4-2 BB		B KC 83 C SI 93 C SI 93 X SI 93 1-2 ③ L4		B FF 99 C SL 86 B SL 86 F FF 98 X SL 88 2-2 1-3 2-H 2B		3	0	1	1	1	0	2
34 Bryce Harper, L (1, 7) OBP: 0.321, SLG: 0.373		X KC 84 0-0 ② G4-3		X SI 93 0-0 ③ G3			B CH 87 X SI 90 1-0 HR	X FF 100 0-0 ③ P2		4	1	1	1	0	0	4
40 Wilson Ramos, R (1, 2) OBP: 0.340, SLG: 0.416		S SI 94 D KC 85 F KC 84 D KC 85 S SI 93 2-3 ③ K			C SI 91 B KC 82 B KC 81 F SI 91 X FF 92 2-2 8 FC4-6 1B		F SI 90 X KC 82 0-1 ① G6-3		B FF 98 B FF 96 F FF 97 B FF 97 X FF 97 3-1 ① F9	4	0	1	0	0	1	1
8 Danny Espinosa, S (1, 6) OBP: 0.278, SLG: 0.337			C FF 92 C SI 91 B SI 93 B KC 82 F KC 82 S CH 88 2-3 ① K		X CH 88 0-0 ① FC4-6 35 SH1-4 1-2f		X SI 92 0-0 ② F7		C SL 85 C SL 87 S SL 87 0-3 ② K	4	0	0	0	0	2	1
27 Jordan Zimmermann, R (1, 1) OBP: 0.200, SLG: 0.200 35 Craig Stammen, R (4, 1) OBP: 0.200, SLG: 0.400 13 Jerry Blevins, L (7, 1) 15 Nate McLouth, L (9, PH) OBP: 0.306, SLG: 0.264			C SI 92 F SI 92 S KC 82 0-3 ② K		C SI 91 L SI 91 X FF 91 0-2 ② SH1-4 1-2		C SI 90 X SI 89 0-1 ③ L9		C FF 96 B SL 85 B FF 98 X FF 98 2-1 ③ L7	1 1 0 1	0 0 0 0	0 0 0 0	0 0 0 0	0 0 0 0	1 0 0 0	0 0 0 0

Inning Stats	1	2	3	4	5	6	7	8	9
	R: 0 E: 0 K: 1 S: 7	H: 1 LOB: 0 BB: 0 P: 10	R: 0 E: 0 K: 1 S: 6	H: 1 LOB: 1 BB: 0 P: 9	R: 0 E: 0 K: 2 S: 10	H: 1 LOB: 1 BB: 0 P: 14	R: 0 E: 0 K: 0 S: 12	H: 0 LOB: 1 BB: 1 P: 20	R: 0 E: 0 K: 1 S: 10	H: 1 LOB: 1 BB: 0 P: 13	R: 0 E: 0 K: 0 S: 6	H: 0 LOB: 1 BB: 1 P: 14	R: 1 E: 0 K: 0 S: 6	H: 1 LOB: 0 BB: 0 P: 7	R: 1 E: 0 K: 1 S: 13	H: 1 LOB: 2 BB: 2 P: 27	R: 0 E: 0 K: 1 S: 7	H: 0 LOB: 0 BB: 0 P: 12

	AB	31
	R	2
	H	6
	RBI	2
	BB	4
	SO	7
	LOB	13

	1B: 3	SF: 0	WP: 0	PA: 36
	2B: 2	SAC: 1	PB: 0	
	3B: 0	DP: 1	SB: 1	
	HR: 1	HBP: 0	CS: 0	

PITCHER		IP	WLS	BF	H	R	ER	SO	BB	IBB	HBP	BLK	WP	HR	S	P	ERA	WHIP
34 A.J. Burnett, R ERA: 3.83	(1, 1)	7.2	W	31	5	2	2	6	4	0	0	0	0	1	66	108	2.35	1.174
53 Ken Giles, R ERA: 0.64	(8, 1)	1.1		5	1	0	0	1	0	0	0	0	0	0	11	18	0.00	0.750

PITCHER	IP	WLS	BF	H	R	ER	SO	BB	IBB	HBP	BLK	WP	HR	S	P	ERA	WHIP

Batter	1	2	3	4	5	6	7	8	9	AB	R	H	RBI	BB	SO	LOB
24 Grady Sizemore, L (1, 8) (9, 7) OBP: 0.287, SLG: 0.323	C FF 93 X FF 94 0-1 G6-3 ①		C CU 77 X CH 87 0-1 11 HR 1B		B SI 93 X SI 94 1-0 F7 ①		B FC 88 F SI 93 C SI 94 F SI 95 X SI 93 1-2 L8 ②			4	1	1	0	0	0	0
11 Jimmy Rollins, S (1, 6) OBP: 0.330, SLG: 0.396	B FF 94 B FF 93 X FF 94 2-0 G4-3 ②		F FF 94 1 SAFE 1 SAFE X FF 94 0-1 1-H HR		B SI 94 C KC 81 B FC 88 B SI 93 X SI 92 3-1 F8 ②		C SI 93 B SI 90 C SI 90 X FC 89 1-2 HR			4	2	2	3	0	0	0
26 Chase Utley, L (1, 4) OBP: 0.354, SLG: 0.452	B FF 93 C FF 94 B FF 94 X FF 94 2-1 F8 ③		X FF 94 0-0 6 G3-4-1 1B		B SI 94 C SI 94 X SI 93 1-1 G1-3 ③		X SI 93 0-0 1B			4	0	2	0	0	0	0
6 Ryan Howard, L (1, 3) OBP: 0.304, SLG: 0.390		C FF 93 F FF 88 B FF 93 S SL 87 1-3 K ①	B CU 78 F SL 88 F FF 94 F SL 87 B FF 94 1 SAFE X SL 87 2-2 G3-4-1 ① 1-2			B SI 92 X SI 93 1-0 G3-1 ①	C SI 92 S SI 92 B SI 92 C CU 74 1-3 K ③			4	0	0	0	0	2	2
3 Marlon Byrd, R (1, 9) OBP: 0.315, SLG: 0.484		X SL 86 0-0 25 1B 9 2B 1B	S FF 89 F FF 94 B SL 86 B FF 94 S SL 87 2-3 K ②			C SI 92 B SI 94 X SI 93 1-1 29 2B 2B		B CH 84 F SI 91 B SL 87 B CH 84 T SI 91 S SI 91 3-3 K ①		4	2	2	0	0	2	1
25 Cody Asche, L (1, 5) OBP: 0.308, SLG: 0.402		B FF 93 X FF 94 1-0 9 2B 1-2 1B	B CH 85 F FF 94 T SL 89 S FF 94 1-3 K ③			C KC 80 X FC 87 0-1 P5 ②		B SI 91 F SI 92 F SI 91 F SI 92 B CU 75 F SI 92 X SI 92 2-2 G4-3 ②		4	1	1	0	0	1	2
9 Domonic Brown, L (1, 7) OBP: 0.277, SLG: 0.328 19 Tony Gwynn Jr., L (9, 8) OBP: 0.283, SLG: 0.206		X FF 93 0-0 1-H 2-H 2B		S CU 78 B FF 94 B CH 86 X FF 94 2-1 P5 ①		B SI 92 B KC 81 B SI 92 B FC 87 F FC 89 D FC 88 4-2 29 2B BB		F SI 91 C SI 91 F SL 86 S CU 75 0-3 K ③		3 0	0 0	1 0	2 0	1 0	1 0	0 0
29 Cameron Rupp, R (1, 2) OBP: 0.200, SLG: 0.314		C SL 87 F FF 94 B SL 87 S SL 88 1-3 K ②		C SL 87 B FF 93 C SL 88 B SL 88 S SI 93 2-3 K ②		F SI 93 X SI 93 0-1 1-H 2-H 2B ③				3	0	1	1	0	2	1
34 A.J. Burnett, R (1, 1) OBP: 0.214, SLG: 0.225 53 Ken Giles, R (8, 1)		F FF 93 F SL 86 B SL 87 S FF 94 1-3 K ③		C SI 93 C SI 94 B FC 88 B FC 89 C SI 94 2-3 K ③			X SI 91 0-0 F9 ①			3 0	0 0	0 0	0 0	0 0	2 0	1 0
Inning Stats	R: 0 E: 0 K: 0 S: 5 H: 0 LOB: 0 BB: 0 P: 9	R: 2 E: 0 K: 3 S: 12 H: 3 LOB: 1 BB: 0 P: 16	R: 2 E: 0 K: 2 S: 15 H: 3 LOB: 1 BB: 0 P: 20	R: 0 E: 0 K: 2 S: 8 H: 0 LOB: 0 BB: 0 P: 14	R: 0 E: 0 K: 0 S: 5 H: 0 LOB: 0 BB: 0 P: 10	R: 1 E: 0 K: 0 S: 9 H: 2 LOB: 2 BB: 1 P: 15	R: 1 E: 0 K: 1 S: 12 H: 2 LOB: 1 BB: 0 P: 15	R: 0 E: 0 K: 2 S: 12 H: 0 LOB: 0 BB: 0 P: 17		1B: 5 2B: 3 3B: 0 HR: 2 SF: 0 SAC: 0 DP: 0 HBP: 0				WP: 0 PB: 0 SB: 0 CS: 0 PA: 34		

BOTTOM

Washington Nationals @ Philadelphia Phillies
Citizens Bank Park, Philadelphia, PA
Fri Jul 11 2014, 7:08 PM - 9:52 PM EDT
Att. 30,094 - Cloudy - 88 F

livebaseballscorecards.com

AB	33
R	6
H	10
RBI	6
BB	1
SO	10
LOB	7

PITCHER		IP	WLS	BF	H	R	ER	SO	BB	IBB	HBP	BLK	WP	HR	S	P	ERA	WHIP
27 Jordan Zimmermann, R ERA: 3.03	(1, 1)	3.1	L	16	6	4	4	5	0	0	0	0	0	1	34	49	10.80	1.800
35 Craig Stammen, R ERA: 3.78	(4, 1)	3.1		14	4	2	2	2	1	0	0	0	0	1	29	46	5.40	1.500
13 Jerry Blevins, L ERA: 4.78	(7, 1)	1.1		4	0	0	0	3	0	0	0	0	0	0	15	21	0.00	0.000

PITCHER	IP	WLS	BF	H	R	ER	SO	BB	IBB	HBP	BLK	WP	HR	S	P	ERA	WHIP

Batter	1	2	3	4	5	6	7	8	9	10	AB	R	H	RBI	BB	SO	LOB
2 Denard Span, L (1, 8) OBP: 0.318, SLG: 0.385	B FF 92 C FF 93 B FF 93 F FF 93 B CU 78 F FF 94 B FF 94 4-2 6 2B 28 G6-3 BB		C FF 92 B CU 78 S FF 91 S CU 78 1-3 K ①		F FF 93 X CU 80 0-1 L6 ③		C FF 93 T FF 94 B FF 95 B FF 95 F FC 90 F FF 95 X FF 95 2-2 G5-3 ③			B SI 96 B SI 96 B SI 96 C SI 96 C SI 97 F SI 97 F SI 98 B SI 98 4-2 28 FC4 11 1B BB	3	2	0	0	2	1	1
6 Anthony Rendon, R (1, 4) OBP: 0.340, SLG: 0.486	X FF 93 0-0 28 G6-3 1-3 2B		B FF 93 C CH 84 X CH 85 1-1 G2-3 ②			B FF 91 B FF 93 F FF 93 B CH 84 S CH 85 B CH 86 4-2 28 HR BB		C FF 90 X SI 92 0-1 L9 ①		B SL 84 X SI 96 1-0 L9 ①	4	1	1	0	1	0	1
28 Jayson Werth, R (1, 9) OBP: 0.361, SLG: 0.430	B CH 85 S FF 92 B FF 92 X FC 88 2-1 G6-3 ① 2-3 3-H		C FF 92 B FC 90 T FC 89 C CU 80 1-3 K ③			F FF 93 F CH 86 B FF 94 1 SAFE D CU 81 X FF 95 2-2 1-H HR		B SI 94 B FF 94 B SL 83 F SL 82 F SL 82 B FF 94 4-2 25 FC4-6 BB		1 SAFE D SI 97 B SL 84 B SL 83 X SI 99 3-0 FC4 11 1B 20 WP 1-2	4	2	1	3	1	1	2
25 Adam LaRoche, L (1, 3) OBP: 0.389, SLG: 0.466	C FF 93 D FC 87 T FC 88 F CU 78 F FF 94 S CH 85 1-3 K ②			B FF 92 C FC 88 B FC 89 C FF 94 S CU 79 2-3 K ①		B FF 93 C FF 94 F FC 88 B CU 79 B CU 79 S CH 85 3-3 K ①		C FF 91 B SL 83 D SL 81 X FF 92 2-1 FC4-6 ② 1-2f		B SL 82 B SL 81 S SL 83 D SI 96 C SL 84 S SL 85 3-3 K ②	5	0	0	0	0	4	4
11 Ryan Zimmerman, R (1, 5) OBP: 0.342, SLG: 0.428	B FF 93 F FF 94 B CH 86 C FF 93 X CU 79 2-2 G5-3 ③			B FF 92 B FF 93 B FF 92 B FF 93 4-0 20 FC4-6 BB		F FF 92 F FC 90 F CU 79 X CH 85 0-2 F9 ②		X FF 91 0-0 F9 ③		C SI 98 F SI 99 X SI 100 0-2 20 WP 1-3 2-H 1B	4	0	1	1	1	0	2
20 Ian Desmond, R (1, 6) OBP: 0.294, SLG: 0.431		B FF 93 C FF 92 B FF 90 F FF 93 X CH 86 2-2 40 G6-3 2B		C FF 93 S FF 93 X FF 94 0-2 FC4-6 7 S 1-2f ②		S FF 94 B FF 92 X FC 90 1-1 G5-3 ③			X FF 91 0-0 34 G3 1B	C SL 86 S SL 85 B SL 85 B SL 83 B SI 98 S SL 82 3-3 K ③ 1-2 3-H	5	0	2	0	0	1	2
7 Scott Hairston, R (1, 7) OBP: 0.289, SLG: 0.390 34 Bryce Harper, L (7, 7) OBP: 0.318, SLG: 0.370		B FF 92 F FF 93 X FC 90 1-1 G5-3 ①		B FF 93 C FF 93 B CH 85 B CH 85 X FF 94 3-1 G4-3 ③ 1-2			B FF 88 F FF 91 S CH 82 B CH 83 X CH 82 2-2 19 FC1-6 40 F9 1B		F FF 91 B FS 84 1 SAFE 1 SAFE B FS 87 1 SAFE F FF 91 1 SAFE F FF 92 3-2 F FS 86 1 SAFE B FF 92 X FS 87 G3 ① 1-2	3 1	0 0	1 0	0 0	0 0	0 0	2 1
40 Wilson Ramos, R (1, 2) OBP: 0.331, SLG: 0.404		D CU 80 X FF 93 1-0 G6-3 ② 2-3			X FF 91 0-0 G4-3 ①		B FF 91 B FF 91 S FF 90 D CH 84 X FF 90 3-1 F9 ① 1-2		C SL 80 S FS 87 D FS 88 B SL 81 S FS 87 2-3 K ②		4	0	0	0	0	1	3
37 Stephen Strasburg, R (1, 1) OBP: 0.238, SLG: 0.139 13 Jerry Blevins, L (6, 1) 19 Kevin Frandsen, R (7, PH) OBP: 0.295, SLG: 0.297 22 Drew Storen, S (7, 1) 36 Tyler Clippard, R (8, 1) 15 Nate McLouth, L (9, PH) OBP: 0.304, SLG: 0.282 48 Ross Detwiler, R (9, 1) 29 Rafael Soriano, R (10, 1)		B FF 92 S FF 92 S CH 86 X CH 86 1-2 F9 ③			B FF 93 C FF 94 F FF 94 B CU 79 X FF 94 2-2 G6-3 ②		B FF 92 B FF 93 X FF 93 2-0 FC1-6 ② 2-3		F FF 93 X FS 88 0-1 F8 ③	2 0 1 0 0 1 0 1	0 0 0 0 0 0 0 0	0 0 0 0 0 0 0 0	0 0 0 0 0 0 0 0	0 0 0 0 0 0 0 0	0 0 1 0 0 0 0 0	1 0 1 0 0 1 0 0
Inning Stats	R: 1 H: 1 E: 0 LOB: 1 K: 1 BB: 1 S: 14 P: 23	R: 0 H: 1 E: 0 LOB: 1 K: 0 BB: 0 S: 9 P: 14	R: 0 H: 0 E: 0 LOB: 0 K: 2 BB: 0 S: 8 P: 11	R: 0 H: 0 E: 0 LOB: 1 K: 1 BB: 1 S: 8 P: 17	R: 0 H: 0 E: 0 LOB: 0 K: 0 BB: 0 S: 6 P: 8	R: 2 H: 1 E: 0 LOB: 0 K: 1 BB: 1 S: 14 P: 24	R: 0 H: 1 E: 0 LOB: 1 K: 0 BB: 0 S: 11 P: 20	R: 0 H: 0 E: 0 LOB: 1 K: 0 BB: 1 S: 7 P: 13	R: 0 H: 1 E: 0 LOB: 1 K: 1 BB: 0 S: 11 P: 16	R: 2 H: 1 E: 0 LOB: 1 K: 2 BB: 1 S: 15 P: 29	1B: 3 SF: 0 2B: 2 SAC: 0 3B: 0 DP: 0 HR: 1 HBP: 0						

PITCHER		IP	WLS	BF	H	R	ER	SO	BB	IBB	HBP	BLK	WP	HR	S	P	ERA	WHIP
35 Cole Hamels, L ERA: 2.93	(1, 1)	7.0		28	4	3	3	5	3	0	0	0	0	1	70	117	3.86	1.000
30 Justin De Fratus, R ERA: 2.1	(8, 1)	0.1		2	0	0	0	0	1	0	0	0	0	0	4	8	0.00	3.000
59 Antonio Bastardo, L ERA: 3.46	(8, 1)	0.2		2	0	0	0	0	0	0	0	0	0	0	3	5	0.00	0.000
58 Jonathan Papelbon, R ERA: 1.21	(9, 1)	1.0		4	1	0	0	1	0	0	0	0	0	0	11	16	0.00	1.000
63 Jake Diekman, L ERA: 4.53	(10, 1)	1.0	L	6	1	2	2	2	1	0	0	0	1	0	15	29	18.00	2.000

PITCHER	IP	WLS	BF	H	R	ER	SO	BB	IBB	HBP	BLK	WP	HR	S	P	ERA	WHIP

TOP

Washington Nationals @ Philadelphia Phillies
Citizens Bank Park, Philadelphia, PA
Sat Jul 12 2014, 7:17 PM - 11:18 PM EDT
Att. 32,072 - Partly Cloudy - 86 F

livebaseballscorecards.com

AB	37
R	5
H	6
RBI	4
BB	5
SO	8
LOB	21

WP: 1 PA: 42
PB: 0
SB: 1
CS: 0

Washington Nationals @ Philadelphia Phillies

Citizens Bank Park, Philadelphia, PA

Sat Jul 12 2014, 7:17 PM - 11:18 PM EDT

Att. 32,072 - Partly Cloudy - 86 F

livebaseballscorecards.com

Batter	1	2	3	4	5	6	7	8	9	10	AB	R	H	RBI	BB	SO	LOB
24 Grady Sizemore, L (1, 7) OBP: 0.290, SLG: 0.326	C FF 94 B SI 94 X CH 88 1-1 11 G3 2B		B CH 89 B FF 94 F FF 96 F FF 95 B CU 81 B CU 80 4-2 26 G6-3 11 G3 BB		B CH 88 S CH 89 F FF 95 B FF 96 B CH 90 X SI 96 3-2 ③ F7		1 SAFE F FF 93 X SI 93 0-1 ① F7 1-2		B FF 95 B SI 93 X SI 93 2-0 ① G3-1		4	0	1	0	1	0	1
11 Jimmy Rollins, S (1, 6) OBP: 0.328, SLG: 0.393	F FF 94 F SI 94 X CU 81 0-2 ① G3 2-3		1 SAFE B FF 94 1 SAFE B CH 88 C FF 95 F FF 95 X CU 80 2-2 ① G3 1-2			C CU 81 F CH 88 B FF 96 F CH 89 B SI 96 X CU 81 2-2 3 S 26 1B 3 1B 1B	B CH 86 C FF 94 B CH 86 F FF 94 F SL 83 X CH 88 2-2 ② L9 2-3		C FF 93 F FF 91 F SL 80 S FF 95 0-3 ② K		5	1	1	0	0	1	4
26 Chase Utley, L (1, 4) OBP: 0.352, SLG: 0.449	F SI 95 D CH 89 S CH 89 S CU 80 1-3 ② K		B CU 80 C CH 88 X FF 95 1-1 ② G6-3 2-3			B CH 88 C CU 81 1 SAFE 1 SAFE B CH 88 S SI 95 1 SAFE X FF 94 2-2 3 S 3 1B 1-2 1B	B CH 86 C FF 94 B SL 82 F FF 94 F FF 94 X CH 87 2-2 ③ F7		C FF 94 B FF 96 B SI 92 F FF 94 X SI 95 2-2 ③ L6		5	1	1	0	0	1	4
6 Ryan Howard, L (1, 3) OBP: 0.300, SLG: 0.385	B CH 89 S FF 96 B CH 90 S FF 97 C CU 80 2-3 ③ K		S FF 96 X CU 82 0-1 ③ G1-3			C SI 95 D CH 88 S SI 95 B SI 96 X SI 96 2-2 ① F7		B CU 74 C CH 81 C CU 75 F FF 93 F FS 83 F FS 83 S FF 92 1-3 ① K		F SI 92 B SI 93 S SL 86 B FF 93 F SL 84 S SI 94 2-3 ① K	5	0	0	0	0	3	4
3 Marlon Byrd, R (1, 9) OBP: 0.316, SLG: 0.483		B FF 95 X SI 96 1-0 25 CS 1B		C CU 80 S CH 89 S CH 90 0-3 ① K		S CH 87 B CU 81 F CH 89 B FF 96 X CU 80 2-2 1-H 2-H 1B		X CU 75 0-0 ② F8		F SL 86 S FF 92 B FF 92 S SL 86 1-3 ② K2-3	5	0	2	2	0	2	0
25 Cody Asche, L (1, 5) OBP: 0.305, SLG: 0.397		B FF 95 F CH 89 1 SAFE B SI 96 B FF 96 F SI 95 S CH 88 3-3 ①② K 1-2		S SI 96 B CH 89 S CH 89 B FF 96 C CU 81 2-3 ② K		F FF 94 D CH 88 T FF 94 F CU 81 S CU 80 1-3 ② K		S CH 81 F FF 92 F FS 83 X FF 92 0-2 29 BB 2 1B 1B		B SI 92 C FF 92 F SI 92 B SI 94 S SL 87 2-3 ③ K2-3	5	1	1	0	0	4	2
29 Cameron Rupp, R (1, 2) OBP: 0.256, SLG: 0.324 4 Andrés Blanco, S (8, PR) OBP: 0.167, SLG: 0.167 47 Koyie Hill, S (9, 2) OBP: 0.222, SLG: 0.235		B CU 80 F FF 96 B CU 80 F CU 81 X CU 80 2-2 2 1B 1B		F FF 96 S CH 90 S CH 90 0-3 ③ K2-3		C CU 79 B CH 89 B CU 80 S CH 88 B SI 96 D CH 90 4-2 BB		1 SAFE B FF 91 S CH 81 B FF 92 C CH 81 D FS 84 B CH 81 4-2 2 1B 1-2 BB			2 0 0	0 0 0	1 0 0	0 0 0	2 0 0	1 0 0	0 0 0
2 Ben Revere, L (1, 8) OBP: 0.316, SLG: 0.354		B FF 95 1 SAFE B FF 94 B SI 94 C FF 95 X FF 95 3-1 1-2 1B			X FF 95 0-0 ① L4	C SI 90 B CU 74 B SI 91 X SI 90 2-1 ③ F7		X FF 92 0-0 1-2 2-H 1B			4	0	2	1	0	0	2
35 Cole Hamels, L (1, 1) OBP: 0.206, SLG: 0.235 9 Domonic Brown, L (7, PH) OBP: 0.279, SLG: 0.330 19 Tony Gwynn Jr., L (7, PR) OBP: 0.287, SLG: 0.206 30 Justin De Fratus, S (8, 1) 59 Antonio Bastardo, R (8, 1) 16 César Hernández, S (8, PH) OBP: 0.284, SLG: 0.277 58 Jonathan Papelbon, R (9, 1) 63 Jake Diekman, R (10, 1)		B CU 80 C FF 95 B FF 95 B FF 95 F SI 95 F FF 95 S FF 96 3-3 ③ K			C CU 81 B SI 96 C CU 81 B CH 89 T SI 96 2-2 ② K		B SL 83 B CH 87 X SI 93 2-0 11 L9 24 F7 1B	S CH 82 F FF 92 F CH 82 S FS 84 0-3 ③ K2-3		2 1 0 0 0 1 0 0	0 0 0 0 0 0 0 0	0 1 0 0 0 0 0 0	0 0 0 0 0 0 0 0	2 0 0 0 0 1 0 0	2 0 0 0 0 0 0 0	2 0 0 0 0 2 0 0
Inning Stats	R: 0 E: 0 K: 2 S: 11 H: 1 LOB: 1 BB: 0 P: 15	R: 0 E: 0 K: 2 S: 13 H: 3 LOB: 2 BB: 0 P: 25	R: 0 E: 0 K: 0 S: 9 H: 0 LOB: 1 BB: 1 P: 16	R: 0 E: 0 K: 3 S: 9 H: 0 LOB: 0 BB: 0 P: 11	R: 0 E: 0 K: 1 S: 7 H: 0 LOB: 0 BB: 0 P: 12	R: 2 E: 0 K: 1 S: 21 H: 3 LOB: 2 BB: 1 P: 36	R: 0 E: 0 K: 0 S: 11 H: 1 LOB: 2 BB: 0 P: 17	R: 1 E: 0 K: 2 S: 18 H: 2 LOB: 2 BB: 1 P: 23	R: 0 E: 0 K: 1 S: 8 H: 0 LOB: 0 BB: 0 P: 12	R: 0 E: 0 K: 3 S: 10 H: 0 LOB: 0 BB: 0 P: 15	1B: 9 2B: 2 3B: 0 HR: 0 SF: 0 SAC: 0 DP: 1 HBP: 0	WP: 0 PB: 0 SB: 2 CS: 1 PA: 42					

PITCHER		IP	WLS	BF	H	R	ER	SO	BB	IBB	HBP	BLK	WP	HR	S	P	ERA	WHIP
37 Stephen Strasburg, R ERA: 3.46	(1, 1)	5.2		25	7	2	2	9	2	0	0	0	0	0	68	111	3.18	1.588
13 Jerry Blevins, L ERA: 4.73	(6, 1)	0.1	H	1	0	0	0	0	0	0	0	0	0	0	2	4	0.00	0.000
22 Drew Storen, R ERA: 1.2	(7, 1)	1.0	H	4	1	0	0	0	0	0	0	0	0	0	11	17	0.00	1.000
36 Tyler Clippard, R ERA: 2.03	(8, 1)	1.0	B	6	2	1	1	2	1	0	0	0	0	0	18	23	9.00	3.000
48 Ross Detwiler, L ERA: 3.89	(9, 1)	1.0	W	3	0	0	0	1	0	0	0	0	0	0	8	12	0.00	0.000

PITCHER		IP	WLS	BF	H	R	ER	SO	BB	IBB	HBP	BLK	WP	HR	S	P	ERA	WHIP
29 Rafael Soriano, R ERA: 0.97	(10, 1)	1.0	S	3	0	0	0	3	0	0	0	0	0	0	10	15	0.00	0.000

AB	39
R	3
H	10
RBI	3
BB	3
SO	15
LOB	21

Batter	1	2	3	4	5	6	7	8	9	AB	R	H	RBI	BB	SO	LOB
2 Denard Span, L (1, 8) OBP: 0.319, SLG: 0.385	C SI 91 C SI 92 X SI 85 0-2 6 1B 6 WP 28 HR 1B		B SI 90 B FC 88 C FC 88 F FC 89 B SL 81 F FC 89 X SL 78 3-2 ① G6-3		C CH 82 X SI 89 0-1 ③ P6		C FF 93 X FF 93 0-1 ① G6-3		C FF 92 B CH 85 B SI 90 F FF 91 X SL 81 2-2 6 WP 6 2B 1B	5	2	2	0	0	0	1
6 Anthony Rendon, R (1, 4) OBP: 0.343, SLG: 0.490	C SI 92 B SL 80 D SL 81 X FC 89 2-1 1-3 28 HR 1B		B SI 92 B FC 88 F SI 91 F SL 78 S SI 91 2-3 ② K			B SI 92 F SI 92 B FC 90 F FC 89 F CH 82 F CH 82 X FC 90 2-2 25 F9 28 WP 11 SF9 1B	B FF 94 B FF 94 S FF 93 F FF 94 X FF 92 2-2 ② F9		B SL 82 C FF 92 F FF 91 X SL 82 1-2 1-H 28 1B 2B	5	3	3	1	0	1	0
28 Jayson Werth, R (1, 9) OBP: 0.366, SLG: 0.441 19 Kevin Frandsen, R (9, PR) OBP: 0.295, SLG: 0.297 (9, 5)	F SI 92 X SL 80 0-1 1-H 3-H HR		C SL 78 B FC 88 B SI 92 B SI 92 C SI 91 X SI 92 3-2 ③ F9			C SI 92 B FC 88 T CH 83 F SI 93 H CH 83 2-2 34 1B 20 2B 1-2 HBP	B FF 94 B FF 92 C FF 94 B FF 94 B FF 94 4-1 BB		C SI 93 X SL 82 0-1 2-H 25 G3-6-1 1B	3 0	2 0	2 0	4 0	1 0	0 0	0 0
25 Adam LaRoche, L (1, 3) OBP: 0.383, SLG: 0.457 30 Aaron Barrett, R (9, 1)	C SL 78 B FC 88 B CH 80 S FC 88 X CH 81 2-2 ① G4-3			S SI 89 B SL 80 B FC 88 X FC 87 2-1 ① P5		F FC 89 X CH 83 0-1 ① F9 2-3	C SL 82 C SL 81 D SL 83 B FF 94 S SL 81 2-3 ③ K		B SI 92 X SI 92 1-0 ② ③ G3-6-1 1-2f	5 0	0 0	0 0	0 0	0 0	1 0	4 0
11 Ryan Zimmerman, R (1, 5) OBP: 0.340, SLG: 0.443 (9, 3)	B SI 90 C SI 90 X CH 81 1-1 ② L7			C SI 91 C SI 91 F SL 80 X SL 80 0-2 ② G2		B FC 89 D SI 92 X SI 92 2-0 ② SF9 3-H		C FF 91 X SI 92 0-1 HR		3	1	1	2	0	0	0
34 Bryce Harper, L (1, 7) OBP: 0.316, SLG: 0.366	F FC 89 S CH 81 C SI 91 0-3 ③ K			B FC 89 B FC 90 B SI 90 F FC 88 F FC 89 S CH 83 3-3 ③ K		B FF 93 C FF 94 B SL 83 B FF 94 X FF 93 3-1 1-2 20 2B 1B		F SI 92 C SL 81 F SL 79 F CH 85 B FF 93 B CH 84 B SL 83 S SL 83 3-3 ① K		4	1	1	0	0	3	0
20 Ian Desmond, R (1, 6) OBP: 0.294, SLG: 0.432		B FC 86 F SI 90 B FC 87 X SL 78 2-1 ① G3-1			C FC 88 C SI 91 S SL 78 0-3 ① K	B FF 94 B CH 85 X FF 93 2-0 1-H 2-H 59 1B 2B		S SL 82 F SL 81 S SL 79 0-3 ② K		4	1	1	2	0	2	0
59 Jose Lobaton, S (1, 2) OBP: 0.271, SLG: 0.289		F FC 87 S FC 88 S FC 89 0-3 ② K			X FC 88 0-0 ② G6-3	F FF 94 X FF 93 0-1 2-H 1B		S FF 92 X SL 83 0-1 ③ G4-3		4	0	1	1	0	1	0
57 Tanner Roark, R (1, 1) OBP: 0.161, SLG: 0.161 48 Ross Detwiler, R (8, 1) 15 Nate McLouth, L (9, PH) OBP: 0.302, SLG: 0.260 (9, 9)		C SI 91 B SL 78 X SI 91 1-1 ③ G5-3			C SI 90 F SI 91 X SL 78 0-2 1B	F FF 93 B FF 95 F FF 94 D SL 81 S FF 94 2-3 ③ K			X FF 92 0-0 ① F8	3 0 1	0 0 0	1 0 0	0 0 0	0 0 0	1 0 0	1 0 0
Inning Stats	R: 3 E: 0 K: 1 S: 15 H: 3 LOB: 0 BB: 0 P: 20	R: 0 E: 0 K: 1 S: 7 H: 0 LOB: 0 BB: 0 P: 10	R: 0 E: 0 K: 1 S: 10 H: 0 LOB: 0 BB: 0 P: 18	R: 0 E: 0 K: 1 S: 9 H: 0 LOB: 0 BB: 0 P: 14	R: 0 E: 0 K: 1 S: 9 H: 1 LOB: 1 BB: 0 P: 9	R: 4 E: 0 K: 1 S: 19 H: 4 LOB: 1 BB: 0 P: 32	R: 0 E: 0 K: 1 S: 9 H: 0 LOB: 1 BB: 1 P: 17	R: 1 E: 0 K: 2 S: 12 H: 1 LOB: 0 BB: 0 P: 15	R: 2 E: 0 K: 0 S: 10 H: 3 LOB: 1 BB: 0 P: 14	1B: 8 2B: 2 3B: 0 HR: 2 SF: 1 SAC: 0 DP: 1 HBP: 1						

PITCHER		IP	WLS	BF	H	R	ER	SO	BB	IBB	HBP	BLK	WP	HR	S	P	ERA	WHIP
38 Kyle Kendrick, R ERA: 4.62	(1, 1)	5.2	L	23	5	5	5	5	0	0	1	0	2	1	61	88	7.94	0.882
43 Mario Hollands, L ERA: 3.16	(6, 1)	1.1		8	3	2	2	2	1	0	0	0	0	0	17	32	13.50	3.000
30 Justin De Fratus, R ERA: 3.0	(8, 1)	1.1		8	4	3	3	2	0	0	0	0	1	1	21	27	20.25	3.000
52 Jeff Manship, R ERA: 5.68	(9, 1)	0.2		1	0	0	0	0	0	0	0	0	0	0	1	2	0.00	0.000

PITCHER	IP	WLS	BF	H	R	ER	SO	BB	IBB	HBP	BLK	WP	HR	S	P	ERA	WHIP

TOP

Washington Nationals @ Philadelphia Phillies
Citizens Bank Park, Philadelphia, PA
Sun Jul 13 2014, 1:39 PM - 4:41 PM EDT
Att. 30,185 - Cloudy - 87 F

livebaseballscorecards.com

AB	37
R	10
H	12
RBI	10
BB	1
SO	9
LOB	6

WP: 3 PB: 0 SB: 0 CS: 0 PA: 40

Batter	1	2	3	4	5	6	7	8	9	AB	R	H	RBI	BB	SO	LOB
24 Grady Sizemore, L (1, 7) OBP: 0.289, SLG: 0.325	C SI 89 F SI 92 F SI 91 B SI 92 F SI 93 F SI 93 F SI 93 X SI 93 1-2 ① **P4**		C CU 72 F SI 92 B SI 91 X SI 92 1-2 ② **L7**			C SI 90 B SI 90 B CH 81 S SI 90 F SI 91 X CU 73 2-2 **26 G1-3 6 G3 11 1B 1B**		B FF 94 C SI 93 F FF 93 F SI 94 S FF 95 1-3 ② **K**		4	1	1	0	0	1	1
11 Jimmy Rollins, S (1, 6) OBP: 0.327, SLG: 0.391	B SI 92 B CH 83 X SI 93 2-0 ② **F8**		B CU 73 S CH 84 B CH 83 X SI 93 2-1 ③ **F8**			B SI 92 F SI 91 X SI 92 1-1 **6 G3 26 G1-3 1-2 1B**		B SI 94 B SI 93 X FF 92 2-0 ③ **F8**		4	0	1	0	0	0	1
26 Chase Utley, L (1, 4) OBP: 0.349, SLG: 0.445 16 César Hernández, S (9, PH) OBP: 0.282, SLG: 0.275	B SI 92 C SI 92 F SI 92 X SI 92 1-2 ③ **G4-3**			B CH 81 B SI 91 X SI 91 2-0 ① **G3**		C CU 73 X CH 82 0-1 ① **G1-3** **1-2** **2-3**			B SI 95 B SI 96 B SI 94 C SI 94 X SI 95 3-1 **E5 6 WP 25 2B**	3 1	0 1	0 0	0 0	0 0	0 0	2 0
6 Ryan Howard, L (1, 3) OBP: 0.300, SLG: 0.381		B SI 92 S SI 91 X SI 93 1-1 ① **F8**		B SI 92 S CH 82 B SI 93 B SI 91 F SI 92 X CH 83 3-2 ② **G3**		B SI 92 X SI 91 1-0 ② **G3** **2-3** **3-H**			B FF 93 B FF 94 F FF 94 F FF 95 B SL 87 B FF 96 4-2 **25 2B 29 G4-3 1-2 BB**	3	1	0	1	1	0	1
3 Marlon Byrd, R (1, 9) OBP: 0.315, SLG: 0.479		H SI 92 1-0 **HBP**		F SL 84 B SI 92 B CH 83 C SI 92 F CU 73 F SL 85 B SI 92 F CU 73 S CH 83 3-3 ③ **K**		B SI 93 S SL 84 T SI 92 S SI 92 1-3 ③ **K**			C FF 94 B SL 86 B FF 95 S FF 94 T FF 95 2-2 ① **K**	3	0	0	0	0	3	3
25 Cody Asche, L (1, 5) OBP: 0.309, SLG: 0.408		B SI 92 X SI 92 1-0 ② **P4**			B CU 72 X SI 91 1-0 **2B**		X SI 90 0-0 ① **P5**		D FF 94 F FF 95 X SI 95 1-1 **29 G4-3 1-3 2-H 2B**	4	0	2	1	0	0	1
29 Cameron Rupp, R (1, 2) OBP: 0.233, SLG: 0.293		B SI 92 F SI 92 C SI 93 S SI 94 1-3 ③ **K**			D SL 85 F SL 84 C SI 93 D SL 86 S SL 86 2-3 ① **K2-3**		C SI 90 B SL 83 B SL 84 C SI 91 B SL 84 X SI 91 3-2 ② **G5-3**		B FF 94 S SI 95 D SL 86 X SI 95 2-1 ② **G4-3** **2-3** **3-H**	4	0	0	1	0	2	3
2 Ben Revere, L (1, 8) OBP: 0.316, SLG: 0.354 30 Justin De Fratus, S (8, 1) 52 Jeff Manship, R (9, 1) 9 Domonic Brown, L (9, PH) OBP: 0.279, SLG: 0.329			B SI 90 B FF 90 B SI 90 C SI 90 X SI 91 3-1 **38 SH3-4 1B**		C CU 73 D CH 83 C SI 93 F CU 75 D SL 85 S CH 83 2-3 ② **K**		B SI 90 F SI 90 C SI 90 B SI 91 B SI 92 X SI 92 3-2 ③ **L8**		S FF 93 X FF 94 0-1 ③ **P5**	3 0 0 1	0 0 0 0	1 0 0 0	0 0 0 0	0 0 0 0	1 0 0 0	1 0 0 1
38 Kyle Kendrick, R (1, 1) OBP: 0.103, SLG: 0.079 43 Mario Hollands, L (6, 1) 19 Tony Gwynn Jr., L (8, 8) OBP: 0.283, SLG: 0.206 15 John Mayberry Jr., R (8, PH) OBP: 0.306, SLG: 0.398 (9, 8)			X SI 90 0-0 ① **SH3-4** **1-2**		C CU 72 B SI 93 C SI 93 S SI 93 1-3 ③ **K**			C FF 93 B CH 88 B FF 94 X SI 93 2-1 ① **P5**		1 0 0 1	0 0 0 0	0 0 0 0	0 0 0 0	1 0 0 0	0 0 0 0	1 0 0 0
Inning Stats	R: 0 E: 0 K: 0 S: 11 H: 0 LOB: 0 BB: 0 P: 15	R: 0 E: 0 K: 1 S: 6 H: 0 LOB: 1 BB: 0 P: 10	R: 0 E: 0 K: 0 S: 8 H: 1 LOB: 1 BB: 0 P: 14	R: 0 E: 0 K: 1 S: 10 H: 0 LOB: 0 BB: 0 P: 18	R: 0 E: 0 K: 3 S: 11 H: 1 LOB: 1 BB: 0 P: 17	R: 1 E: 0 K: 1 S: 12 H: 2 LOB: 1 BB: 0 P: 17	R: 0 E: 0 K: 0 S: 7 H: 0 LOB: 0 BB: 0 P: 13	R: 0 E: 0 K: 1 S: 7 H: 0 LOB: 0 BB: 0 P: 12	R: 2 E: 1 K: 1 S: 13 H: 1 LOB: 1 BB: 1 P: 25	1B: 3 2B: 2 3B: 0 HR: 0 SF: 0 SAC: 1 DP: 0 HBP: 1						WP: 1 PB: 0 SB: 0 CS: 0 PA: 35	

PITCHER		IP	WLS	BF	H	R	ER	SO	BB	IBB	HBP	BLK	WP	HR	S	P	ERA	WHIP
57 Tanner Roark, R ERA: 3.01	(1, 1)	7.0	W	26	4	1	1	6	0	0	1	0	0	0	65	104	1.29	0.571
48 Ross Detwiler, L ERA: 3.79	(8, 1)	1.0		3	0	0	0	1	0	0	0	0	0	0	7	12	0.00	0.000
30 Aaron Barrett, R ERA: 2.64	(9, 1)	1.0		6	1	2	0	1	1	0	0	0	1	0	13	25	0.00	2.000

PITCHER	IP	WLS	BF	H	R	ER	SO	BB	IBB	HBP	BLK	WP	HR	S	P	ERA	WHIP

BOTTOM

Washington Nationals @ Philadelphia Phillies
Citizens Bank Park, Philadelphia, PA
Sun Jul 13 2014, 1:39 PM - 4:41 PM EDT
Att. 30,185 - Cloudy - 87 F

livebaseballscorecards.com

AB	32
R	3
H	5
RBI	3
BB	1
SO	8
LOB	15

Batter	1	2	3	4	5	6	7	8	9	AB	R	H	RBI	BB	SO	LOB
2 Ben Revere, L (1, 8) OBP: 0.313, SLG: 0.350	C FF 91 C FF 93 B SL 81 X SL 83 1-2 ① G3		B FF 91 C FF 90 S FF 92 F SL 82 F FF 93 X FF 95 1-2 ① G6-3		B FF 90 F FF 91 B FF 91 B FF 92 C FF 92 X FF 92 3-2 ③ G6-3		C FF 96 B FF 94 B FS 81 B FF 95 X FF 94 3-1 ③ F7			4	0	0	0	0	0	0
11 Jimmy Rollins, S (1, 6) OBP: 0.329, SLG: 0.389	B FF 94 F SL 82 X CH 87 1-1 ② G1-3		B CH 86 C FF 93 B FF 88 B FF 93 B FF 92 4-1 26 G4-6-3 BB			B FF 90 B FF 91 C FF 90 F FF 91 X FF 93 2-2 E3 26 2B 6 1B		B FF 94 F FF 96 B FF 95 B FF 95 B FF 94 4-1 26 K BB		2	1	0	0	2	0	0
26 Chase Utley, L (1, 4) OBP: 0.348, SLG: 0.446	C FF 92 C SL 82 B SL 83 B FF 94 B FF 88 F FF 95 F FF 93 X SL 84 3-2 ③ G3		F FF 91 1 SAFE 1 SAFE X FF 90 0-1 ② ③ G4-6-3 1-2f			C FF 89 C SL 83 1 SAFE X SL 82 0-2 6 1B 1-3 2B		F FF 94 B FF 95 F CH 84 B SL 82 F FF 95 B SL 81 S FF 95 3-3 ① ② K 1-2		4	1	1	0	0	1	2
6 Ryan Howard, L (1, 3) OBP: 0.302, SLG: 0.381		B FF 93 S FF 92 B SL 84 B FF 93 B FF 94 4-1 24 1B 3 BB 25 SF9 BB	B FF 91 B FF 91 X FF 92 2-0 ① F8			X FF 93 0-0 2-H 3-H 1B		B CH 87 X FF 95 1-0 ③ L9		3	1	1	2	1	0	0
3 Marlon Byrd, R (1, 9) OBP: 0.315, SLG: 0.475		B FF 89 C FF 92 S SL 83 B SL 84 F FF 91 D SL 83 F FF 94 B FF 92 4-2 25 SF9 24 1B 29 1B 1-2 BB	B SL 85 F FF 94 C FF 93 F SL 86 F SL 83 X FF 93 1-2 ② P3			B FF 89 F FF 92 C FF 93 F FF 93 S SL 84 1-3 ① K			B FF 96 X FF 97 1-0 ① G6-3	3	1	0	0	1	1	1
24 Grady Sizemore, L (1, 7) OBP: 0.293, SLG: 0.328		C FF 92 B CH 87 X FF 94 1-1 29 1B 1-2 2-3 1B	C FF 92 C SL 84 F SL 83 B FF 92 X CH 86 1-2 25 1B 1B			F FF 90 F SL 81 F CH 83 B FF 92 D SL 82 X CH 83 2-2 ② F7			C FF 96 B FF 97 F FF 97 F KC 87 S KC 86 1-3 ② K	4	0	2	0	0	1	1
25 Cody Asche, L (1, 5) OBP: 0.308, SLG: 0.407		X FF 91 0-0 ① SF9 2-3 3-H	B CH 84 D SL 88 X FF 92 2-0 ③ 1-2 1B			X FF 91 0-0 ③ G3			C KC 84 F FF 97 B FF 98 B FF 97 B KC 86 T FF 97 3-2 ③ K	3	0	1	1	0	1	1
29 Cameron Rupp, R (1, 2) OBP: 0.239, SLG: 0.295		B FF 89 X FF 91 1-0 34 G3-6-4 1-2 3-H 1B			B FF 91 S FF 89 C SL 82 X SL 82 1-2 ① F9		S FF 94 S FF 96 S FF 96 0-3 ① K			3	0	1	1	0	1	0
34 A.J. Burnett, R (1, 1) OBP: 0.205, SLG: 0.214 52 Jeff Manship, R (6, 1) 19 Tony Gwynn Jr., L (7, PH) OBP: 0.281, SLG: 0.204 59 Antonio Bastardo, R (7, 1) 30 Justin De Fratus, S (8, 1)		L FF 89 B FF 89 B FF 90 B FF 89 L FF 91 X FF 92 3-2 ② ③ G3-6-4 1-2f			B FF 89 S FF 90 B FF 91 X FF 90 2-1 ② P3		C FF 96 B FF 94 X FF 95 1-1 ② G1-3			2 0 1 0 0	0 0 0 0 0	0 0 0 0 0	0 0 0 0 0	0 0 0 0 0	0 0 0 0 0	2 0 0 0 0
Inning Stats	R: 0 H: 0 E: 0 LOB: 0 K: 0 BB: 0 S: 10 P: 15	R: 2 H: 2 E: 0 LOB: 1 K: 0 BB: 2 S: 12 P: 25	R: 0 H: 0 E: 0 LOB: 0 K: 0 BB: 1 S: 8 P: 13	R: 0 H: 2 E: 0 LOB: 1 K: 0 BB: 0 S: 11 P: 17	R: 0 H: 0 E: 0 LOB: 0 K: 0 BB: 0 S: 8 P: 14	R: 2 H: 2 E: 1 LOB: 1 K: 1 BB: 0 S: 15 P: 20	R: 0 H: 0 E: 0 LOB: 0 K: 1 BB: 0 S: 7 P: 11	R: 0 H: 0 E: 0 LOB: 0 K: 1 BB: 1 S: 6 P: 14	R: 0 H: 0 E: 0 LOB: 0 K: 2 BB: 0 S: 8 P: 13	1B: 5 SF: 1 2B: 1 SAC: 0 3B: 0 DP: 2 HR: 0 HBP: 0					WP: 0 PA: 34 PB: 0 SB: 0 CS: 0	

TOP

Philadelphia Phillies @ Atlanta Braves

Turner Field, Atlanta, GA

Fri Jul 18 2014, 7:37 PM - 10:22 PM EDT

Att. 39,747 - Cloudy - 76 F

livebaseballscorecards.com

AB	29
R	4
H	6
RBI	4
BB	4
SO	5
LOB	7

PITCHER		IP	WLS	BF	H	R	ER	SO	BB	IBB	HBP	BLK	WP	HR	S	P	ERA	WHIP
30 Ervin Santana, R ERA: 4.03	(1, 1)	6.0	W	25	6	4	3	1	3	0	0	0	0	0	64	104	4.50	1.500
59 Shae Simmons, R ERA: 1.35	(7, 1)	1.0	H	3	0	0	0	1	0	0	0	0	0	0	7	11	0.00	0.000
52 Jordan Walden, R ERA: 2.57	(8, 1)	1.0	H	3	0	0	0	1	1	0	0	0	0	0	6	14	0.00	1.000
46 Craig Kimbrel, R ERA: 1.86	(9, 1)	1.0	S	3	0	0	0	2	0	0	0	0	0	0	8	13	0.00	0.000

PITCHER	IP	WLS	BF	H	R	ER	SO	BB	IBB	HBP	BLK	WP	HR	S	P	ERA	WHIP

Philadelphia Phillies @ Atlanta Braves

Turner Field, Atlanta, GA

Fri Jul 18 2014, 7:37 PM - 10:22 PM EDT

Att. 39,747 - Cloudy - 76 F

BOTTOM

Batter	1	2	3	4	5	6	7	8	9	AB	R	H	RBI	BB	SO	LOB
2 B.J. Upton, R (1, 8) OBP: 0.277, SLG: 0.343	C SI 92 X SI 91 0-1 ① G4-3	X SI 92 0-0 19 1B, 1-3, 3-H, 2B		B KC 80 B FF 90 B SI 89 X FF 91 3-0 ③ L9		B SI 93 C SI 92 C CU 84 F CU 84 S CU 85 1-3 ② K				4	1	1	1	0	1	0
19 Andrelton Simmons, R (1, 6) OBP: 0.308, SLG: 0.362	C SI 91 X KC 82 0-1 ② G5-3	X KC 81 0-0 2-H, 3-H, 1B			F SI 90 C KC 81 B FF 91 B CH 87 X FF 90 2-2 ① G4-3	C SI 92 B SI 92 B CU 85 X SI 93 2-1 ③ G6-3				4	0	1	2	0	0	0
5 Freddie Freeman, L (1, 3) OBP: 0.383, SLG: 0.491	B SI 91 B CH 87 B SI 91 B SI 92 4-0 BB	C KC 81 F SI 91 F KC 80 X KC 82 0-2 ③ G3			X CH 87 0-0 ② G4-3		F FF 91 F FF 90 X SL 81 0-2 ① G4-3			3	0	0	0	1	0	1
8 Justin Upton, R (1, 7) OBP: 0.347, SLG: 0.496	B SI 93 B SI 92 X SI 93 2-0 ③ L4		F FF 90 B KC 82 F FF 91 S KC 81 1-3 ① K		F CH 85 S CH 85 X KC 81 0-2 22 1B, 2B		C FF 92 B SL 83 C FF 91 B FF 91 X SL 82 2-2 ② F8			4	1	1	0	0	1	1
22 Jason Heyward, L (1, 9) OBP: 0.344, SLG: 0.385		B FF 91 C SI 90 X CH 85 1-1 HR	C FF 90 C KC 80 B KC 81 B SI 91 S KC 83 2-3 ② K		B SI 92 B KC 82 X SI 91 2-0 23 1B, 7 1B, 2-H, 1B		B FF 91 B FF 92 C FF 91 C SL 82 B SL 82 X FF 91 3-2 ③ P5			4	2	2	2	0	1	0
23 Chris Johnson, R (1, 5) OBP: 0.303, SLG: 0.380		C SI 92 B SI 91 X SI 92 1-1 ① G4-3	X SI 91 0-0 7 S, 1B		1 SAFE C KC 81 S CH 85 1 SAFE B CH 87 X CH 87 1-2 7 1B, 1-2, 1B			S FF 91 X FF 92 0-1 ① F9		4	0	2	0	0	0	0
7 Tommy La Stella, L (1, 4) OBP: 0.369, SLG: 0.354		X SI 92 0-0 ② L8	B SI 91 C KC 82 X KC 81 1-1 ③ G5-3, 1-2		B SI 91 S CH 87 X CH 84 1-1 1-3, 2-H, 1B			B FF 90 B FF 91 B FF 90 C FF 90 T FF 90 F FF 91 S SL 80 3-3 ② K		4	0	1	1	0	1	1
25 Christian Bethancourt, R (1, 2) OBP: 0.300, SLG: 0.277		B KC 78 F SI 90 C FF 90 F KC 80 X KC 80 1-2 30 1B, 2 2B, 1B		B SI 90 B CH 88 S FF 90 S SI 90 S KC 82 2-3 ① K2-3	C FF 91 F KC 81 S KC 82 0-3 ③ K2-3			X FF 91 0-0 ③ F9		4	1	1	0	0	2	2
30 Ervin Santana, R (1, 1) OBP: 0.146, SLG: 0.125 1 Tyler Pastornicky, R (6, PH) OBP: 0.293, SLG: 0.250 59 Shae Simmons, R (7, 1) 52 Jordan Walden, R (8, 1) 46 Craig Kimbrel, R (9, 1)		X SI 89 0-0 2, 2B, 19 1B, 1-3, 1B		C FF 89 F FF 90 C KC 81 0-3 ② K		C SI 92 B CU 84 B SI 92 C SI 92 X SI 92 2-2 ① G4-3				2 1 0 0 0	1 0 0 0 0	1 0 0 0 0	0 0 0 0 0	0 0 0 0 0	1 0 0 0 0	0 0 0 0 0
Inning Stats	R: 0 E: 0 K: 0 S: 5 H: 0 LOB: 1 BB: 1 P: 11	R: 4 E: 0 K: 0 S: 16 H: 5 LOB: 1 BB: 0 P: 19	R: 0 E: 0 K: 2 S: 9 H: 1 LOB: 1 BB: 0 P: 13	R: 0 E: 0 K: 2 S: 7 H: 0 LOB: 0 BB: 0 P: 12	R: 2 E: 0 K: 1 S: 16 H: 4 LOB: 2 BB: 0 P: 22	R: 0 E: 0 K: 0 S: 9 H: 0 LOB: 0 BB: 0 P: 14	R: 0 E: 0 K: 0 S: 9 H: 0 LOB: 0 BB: 0 P: 14	R: 0 E: 0 K: 1 S: 7 H: 0 LOB: 0 BB: 0 P: 10		1B: 7 2B: 2 3B: 0 HR: 1 SF: 0 SAC: 0 DP: 0 HBP: 0				WP: 0 PB: 0 SB: 1 CS: 0 PA: 35		

livebaseballscorecards.com

AB	34
R	6
H	10
RBI	6
BB	1
SO	7
LOB	5

PITCHER		IP	WLS	BF	H	R	ER	SO	BB	IBB	HBP	BLK	WP	HR	S	P	ERA	WHIP
34 A.J. Burnett, R ERA: 4.08	(1, 1)	5.0	L	26	10	6	6	5	1	0	0	0	0	1	53	77	10.80	2.200
52 Jeff Manship, R ERA: 5.4	(6, 1)	1.0		3	0	0	0	1	0	0	0	0	0	0	9	14	0.00	0.000
59 Antonio Bastardo, L ERA: 3.38	(7, 1)	1.0		3	0	0	0	0	0	0	0	0	0	0	9	14	0.00	0.000
30 Justin De Fratus, R ERA: 2.89	(8, 1)	1.0		3	0	0	0	1	0	0	0	0	0	0	7	10	0.00	0.000

PITCHER	IP	WLS	BF	H	R	ER	SO	BB	IBB	HBP	BLK	WP	HR	S	P	ERA	WHIP

Philadelphia Phillies @ Atlanta Braves

Turner Field, Atlanta, GA

Sat Jul 19 2014, 7:13 PM - 10:09 PM EDT

Att. 38,602 - Cloudy - 78 F

livebaseballscorecards.com

Batter	1	2	3	4	5	6	7	8	9	AB	R	H	RBI	BB	SO	LOB
24 Grady Sizemore, L (1, 8) (8, 7) OBP: 0.304, SLG: 0.341	B SI 88 C SI 88 F CH 84 X CU 75 1-2 6 BB 1B		C SI 89 X SI 88 0-1 1-2 26 BB 1B		B CU 74 B CH 83 B SI 88 B SI 86 4-0 BB		B FF 94 S FF 92 X FF 95 1-1 11 HR 2B		C FF 96 B FF 96 F CH 89 B FF 96 X SL 83 2-2 ① F7	4	1	3	0	1	0	0
11 Jimmy Rollins, S (1, 6) OBP: 0.328, SLG: 0.395	D SI 89 X SI 89 1-0 ① F9		B FF 90 C CH 84 B FF 89 F FF 85 X CU 75 2-2 ① L9		C SI 89 B FF 89 1 SAFE F SI 90 F SI 89 X CU 76 1-2 ① F9		C FF 94 B FF 94 S FS 82 F SL 85 B FF 95 F SL 84 X FF 94 2-2 2-H HR		S FF 96 X SL 88 0-1 ② F9	5	1	1	2	0	0	4
26 Chase Utley, L (1, 4) OBP: 0.347, SLG: 0.441	1 SAFE B SI 89 C CH 85 B FF 88 X SI 89 2-1 ② F7		B CH 84 F SI 90 F CH 84 D SL 81 F SL 83 B SI 90 D FF 85 4-2 1-2 2-3 3 FC6-4 BB		X SI 89 0-0 ② F7		B FF 93 B FS 82 X FF 94 2-0 ② L7		C FF 96 F FF 96 X FF 97 0-2 ③ G6-3	4	0	0	0	1	0	2
6 Ryan Howard, L (1, 3) OBP: 0.301, SLG: 0.378	B FF 89 B SL 83 S CH 85 F SI 85 B SI 91 B SI 91 4-2 1-2 BB		C SI 90 X CU 77 0-1 ② F9		B CH 83 1 SAFE B CH 83 X CU 75 2-0 ③ F7		C FF 91 B FF 92 B CH 83 C CH 82 S SL 82 2-3 ③ K			3	0	0	0	1	1	4
3 Marlon Byrd, R (1, 9) OBP: 0.317, SLG: 0.476	C FF 88 S SL 77 F FF 89 D CU 76 D SL 83 D FF 89 S SL 84 3-3 ③ K		B SL 83 B FF 90 X SL 83 2-0 ③ FC6-4 1-2f			C FF 88 X SL 80 0-1 1B		X FF 91 0-0 9 1B 25 SH3-4 1B		4	0	2	0	0	1	5
25 Cody Asche, L (1, 5) OBP: 0.304, SLG: 0.402		B SI 87 B SI 88 X SI 88 2-0 ① L4		F SI 88 S CU 75 X CU 76 0-2 ① L5		F SI 90 F SI 90 B SI 91 F SL 83 B SI 91 B SL 82 1 SAFE C SI 91 3-3 ① K		X FF 88 0-0 ① SH3-4 1-2		3	0	0	0	0	1	1
9 Domonic Brown, L (1, 7) OBP: 0.281, SLG: 0.331 53 Ken Giles, R (8, 1) 58 Jonathan Papelbon, R (9, 1)		C SI 88 B CU 75 B FF 88 F SI 89 B CU 75 X SI 90 3-2 ② G4-3		B CH 84 F CH 85 C SI 89 X CU 74 1-2 1B		C SI 90 F SI 90 C SI 89 F FF 90 B FF 90 F CU 74 X SL 82 1-2 ② F9		S FF 90 B SL 81 F SL 82 B FF 92 X FF 91 2-2 2-3 1B		4 0 0	0 0 0	2 0 0	0 0 0	0 0 0	0 0 0	1 0 0
29 Cameron Rupp, R (1, 2) OBP: 0.220, SLG: 0.271		B CU 75 B FF 89 F FF 89 F FF 89 B SL 83 F SL 84 X FF 89 3-2 ③ P3		X SL 82 0-0 ② F9		C CU 74 B SL 81 S SL 82 D CU 73 S SL 82 2-3 ③ K		1 SAFE B FF 92 B FF 93 S FF 92 1 SAFE C FF 93 F CU 82 C CU 81 2-3 ② K		4	0	0	0	0	2	4
35 Cole Hamels, L (1, 1) OBP: 0.216, SLG: 0.243 2 Ben Revere, L (8, PH) (8, 8) OBP: 0.312, SLG: 0.348			X SI 87 0-0 26 BB 24 1B 1B	C FF 89 F CU 74 S CU 73 0-3 ③ K			F FF 92 C FS 82 B SL 82 B FF 94 S FF 93 2-3 ① K	C CU 80 C CU 80 B FF 95 F CU 82 B CH 87 B CH 86 F CU 81 X FF 94 3-2 ③ G4-3		3 1	0 0	1 0	0 0	0 0	2 0	1 2

Inning Stats	1	2	3	4	5	6	7	8	9
	R: 0 E: 0 K: 1 S: 12 H: 1 LOB: 2 BB: 1 P: 23	R: 0 E: 0 K: 0 S: 8 H: 0 LOB: 0 BB: 0 P: 16	R: 0 E: 0 K: 0 S: 12 H: 2 LOB: 3 BB: 1 P: 20	R: 0 E: 0 K: 1 S: 10 H: 1 LOB: 1 BB: 0 P: 11	R: 0 E: 0 K: 0 S: 6 H: 0 LOB: 1 BB: 1 P: 13	R: 0 E: 0 K: 2 S: 14 H: 1 LOB: 1 BB: 0 P: 20	R: 2 E: 0 K: 2 S: 14 H: 2 LOB: 0 BB: 0 P: 23	R: 0 E: 0 K: 1 S: 14 H: 2 LOB: 2 BB: 0 P: 21	R: 0 E: 0 K: 0 S: 8 H: 0 LOB: 0 BB: 0 P: 10

	AB	35
	R	2
	H	9
	RBI	2
	BB	3
	SO	7
	LOB	24

1B: 7 SF: 0
2B: 1 SAC: 1
3B: 0 DP: 0
HR: 1 HBP: 0

WP: 0 PA: 39
PB: 0
SB: 0
CS: 0

PITCHER		IP	WLS	BF	H	R	ER	SO	BB	IBB	HBP	BLK	WP	HR	S	P	ERA	WHIP
34 Aaron Harang, R ERA: 3.36	(1, 1)	6.0		26	5	0	0	4	3	0	0	0	0	0	62	103	0.00	1.333
59 Shae Simmons, R ERA: 2.18	(7, 1)	0.2	L	4	2	2	2	1	0	0	0	0	0	1	11	18	27.00	3.000
51 Chasen Shreve, L ERA:	(7, 1)	0.2		4	2	0	0	1	0	0	0	0	0	0	8	12	0.00	3.000
38 Anthony Varvaro, R ERA: 2.39	(8, 1)	0.2		2	0	0	0	1	0	0	0	0	0	0	9	14	0.00	0.000
48 David Carpenter, R ERA: 4.13	(9, 1)	1.0		3	0	0	0	0	0	0	0	0	0	0	8	10	0.00	0.000

PITCHER	IP	WLS	BF	H	R	ER	SO	BB	IBB	HBP	BLK	WP	HR	S	P	ERA	WHIP

Batter	1	2	3	4	5	6	7	8	9	AB	R	H	RBI	BB	SO	LOB
2 B.J. Upton, R (1, 8) OBP: 0.277, SLG: 0.342	B FF 89 S FF 90 S FF 92 F FF 93 F FF 92 S SI 93 1-3 ① K		B FF 93 F FF 93 F CH 84 F SI 93 X SI 92 1-2 ③ F9			B FF 90 L FF 90 F FF 93 F FC 88 D CH 83 1 SAFE B CH 85 S CH 83 3-3 ①② K 1-2		F FF 97 F FF 97 B FF 97 X SL 88 1-2 19 CS 1B		4	0	1	0	0	2	1
19 Andrelton Simmons, R (1, 6) OBP: 0.305, SLG: 0.357	F FF 92 X FF 93 0-1 ② G4-3			B FF 91 B CH 84 C SI 92 X CH 84 2-1 ① G6-3		F FF 92 F FF 92 B CU 79 F FC 88 F CU 78 X FF 93 1-2 ③ F9		B SL 86 1-0 ③ CS 1-2	X FF 90 0-0 ① G6-3	4	0	0	0	0	0	0
5 Freddie Freeman, L (1, 3) OBP: 0.379, SLG: 0.485	F FF 92 X FF 93 0-1 ③ F8			B CU 77 F FF 94 C FC 89 F FF 92 S CU 79 1-3 ② K			B FF 89 B FF 90 C FC 86 X FC 87 2-1 ① G4-3		B FF 89 C FF 90 X SL 78 1-1 ② L8	4	0	0	0	0	1	0
8 Justin Upton, R (1, 7) OBP: 0.346, SLG: 0.496		B FF 92 B FF 93 B SI 92 X SI 92 3-0 ① F8		T FF 93 B SI 93 C FF 92 B FC 90 S CH 85 2-3 ③ K			C CH 82 X FF 91 0-1 23 2B 2B		X FF 91 0-0 ③ P6	4	1	1	0	0	1	0
22 Jason Heyward, L (1, 9) OBP: 0.344, SLG: 0.383		C FF 92 B FF 92 H CU 77 2-1 ① 7 FC6 HBP			T FF 91 B CU 76 B CH 83 X FF 92 2-1 ① G5-3		F FF 91 S FF 91 X CU 77 0-2 ② F8			2	0	0	0	0	0	1
23 Chris Johnson, R (1, 5) OBP: 0.303, SLG: 0.382		C FF 91 F SI 92 F SI 93 F FF 90 C SI 92 0-3 ② K			F FF 91 F FF 93 S FF 93 0-3 ② K		X SI 91 0-0 2-H 2B			3	0	1	1	0	2	1
7 Tommy La Stella, L (1, 4) OBP: 0.368, SLG: 0.360		C SI 93 X SI 93 0-1 ③ FC6 1-2f			X FF 93 0-0 2B		B FF 92 F FF 92 D CH 84 B FF 92 S FF 92 S CH 85 3-3 ③ K			3	0	1	0	0	1	2
25 Christian Bethancourt, R (1, 2) OBP: 0.283, SLG: 0.260			C FF 91 X FF 90 0-1 ① G4-3		S SI 92 F FF 91 S CU 78 0-3 ③ K2-3			F FF 98 F SL 86 S SL 85 0-3 ① K2-3		3	0	0	0	0	2	1
34 Aaron Harang, R (1, 1) OBP: 0.083, SLG: 0.057 1 Tyler Pastornicky, R (6, PH) OBP: 0.310, SLG: 0.270 59 Shae Simmons, R (7, 1) 51 Chasen Shreve, L (7, 1) 38 Anthony Varvaro, R (8, 1) 4 Ryan Doumit, S (8, PH) OBP: 0.230, SLG: 0.316 48 David Carpenter, R (9, 1)			S FF 91 F FF 92 F SI 92 F FF 93 S SI 92 0-3 ② K			F FF 90 B FF 91 C FF 91 F CU 76 X CU 77 1-2 2 CS 1B		C FF 97 B SL 85 C SL 86 C SL 87 1-3 ② K		1 1 0 0 0 1 0	0 0 0 0 0 0 0	0 1 0 0 0 0 0	0 0 0 0 0 0 0	1 0 0 0 0 1 0	0 0 0 0 0 0 0	0 0 0 0 0 0 0
Inning Stats	R: 0 E: 0 K: 1 S: 9 H: 0 LOB: 0 BB: 0 P: 10	R: 0 E: 0 K: 1 S: 9 H: 0 LOB: 1 BB: 0 P: 14	R: 0 E: 0 K: 1 S: 11 H: 0 LOB: 0 BB: 0 P: 12	R: 0 E: 0 K: 2 S: 9 H: 0 LOB: 0 BB: 0 P: 14	R: 0 E: 0 K: 2 S: 9 H: 1 LOB: 1 BB: 0 P: 11	R: 0 E: 0 K: 1 S: 13 H: 1 LOB: 0 BB: 0 P: 18	R: 1 E: 0 K: 1 S: 11 H: 2 LOB: 1 BB: 0 P: 16	R: 0 E: 0 K: 2 S: 9 H: 1 LOB: 0 BB: 0 P: 12	R: 0 E: 0 K: 0 S: 4 H: 0 LOB: 0 BB: 0 P: 5	1B: 2 2B: 3 3B: 0 HR: 0 SF: 0 SAC: 0 DP: 0 HBP: 1						

PITCHER		IP	WLS	BF	H	R	ER	SO	BB	IBB	HBP	BLK	WP	HR	S	P	ERA	WHIP
35 Cole Hamels, L ERA: 2.83	(1, 1)	7.0	W	25	4	1	1	9	0	0	1	0	0	0	71	95	1.29	0.571
53 Ken Giles, R ERA: 0.6	(8, 1)	1.0	H	3	1	0	0	2	0	0	0	0	0	0	9	12	0.00	1.000
58 Jonathan Papelbon, R ERA: 1.17	(9, 1)	1.0	S	3	0	0	0	0	0	0	0	0	0	0	4	5	0.00	0.000

PITCHER	IP	WLS	BF	H	R	ER	SO	BB	IBB	HBP	BLK	WP	HR	S	P	ERA	WHIP

BOTTOM

Philadelphia Phillies @ Atlanta Braves

Turner Field, Atlanta, GA

Sat Jul 19 2014, 7:13 PM - 10:09 PM EDT

Att. 38,602 - Cloudy - 78 F

livebaseballscorecards.com

AB	30
R	1
H	5
RBI	1
BB	0
SO	11
LOB	6

WP: 0 PA: 32
PB: 0
SB: 0
CS: 2

Philadelphia Phillies @ Atlanta Braves

Turner Field, Atlanta, GA

Sun Jul 20 2014, 1:38 PM - 6:00 PM EDT

Att. 24,859 - Overcast - 72 F

TOP

livebaseballscorecards.com

Batter	1	2	3	4	5	6	7	8	9	AB	R	H	RBI	BB	SO	LOB
24 Grady Sizemore, L (1, 8) OBP: 0.307, SLG: 0.344 30 Justin De Fratus, S (8, 1)	B SI 90 C SI 90 X KC 80 1-1 1B	C SI 89 B SI 88 X SI 88 1-1 ① L5	B CH 81 F SI 89 C CH 81 B SI 90 B KC 78 S SI 88 3-3 ① K	B SI 91 X CH 79 1-0 11 G1-2-3 1-2 2-3 1B		4 0 2 0 0 1 0 0 0 0 0 0 0 0										
11 Jimmy Rollins, S (1, 6) OBP: 0.324, SLG: 0.391	F SI 89 B KC 80 B KC 80 F SI 89 F SI 90 S KC 80 2-3 ① K	B SI 88 C SI 89 B CH 82 X CH 82 2-1 ② G6-3	B CH 81 F SI 87 S KC 78 B SI 90 B SI 88 F SI 87 F SI 89 X CH 82 3-2 ② F9	B SI 92 C SI 91 X CU 80 1-1 ① ② G1-2-3 1-2 2-3 3-Hf		4 0 0 0 0 1 4										
26 Chase Utley, L (1, 4) OBP: 0.343, SLG: 0.436	B SI 90 X SI 90 1-0 ② P6	C SI 89 C KC 80 S KC 80 0-3 ③ K	C SI 88 S CH 82 B SI 90 X SI 89 1-2 ③ G3	B CH 80 B CH 80 B SI 92 C SI 92 X SI 93 3-1 ③ F9		4 0 0 0 0 1 3										
3 Marlon Byrd, R (1, 9) OBP: 0.318, SLG: 0.484	B KC 78 S SI 90 B SI 89 F SI 90 F SI 90 X CH 82 2-2 ③ F8		C SI 88 C SI 89 B SI 88 B KC 78 B SI 89 S SI 89 3-3 ① K	S FF 92 B FF 93 X CU 81 1-1 1B		F FF 94 F FF 95 B SL 83 B FF 95 X SL 82 2-2 HR										
9 Domonic Brown, L (1, 7) OBP: 0.281, SLG: 0.333		B SI 88 B SI 89 C SI 90 S CH 82 X SI 89 2-2 ① P6	C KC 79 B SI 90 B SI 90 S SI 89 F SI 90 T KC 79 2-2 ② K	C FF 93 C FF 92 S CH 81 0-3 ① K		B FF 94 C FF 95 X FF 95 1-1 2B										
15 John Mayberry Jr., R (1, 3) OBP: 0.304, SLG: 0.418		B SI 88 S CH 82 C SI 90 B SI 92 X CH 83 2-2 HR	F SI 89 S SI 91 B SI 92 F SI 90 X KC 77 1-2 ③ F9	C FF 93 B SI 91 F CH 79 S SI 92 1-3 ② K		X FF 94 0-0 ① F8										
25 Cody Asche, L (1, 5) OBP: 0.299, SLG: 0.395		C SI 90 C SI 90 S CH 82 0-3 ② K	C KC 79 S SI 89 B SI 89 B SI 90 S KC 79 2-3 ① K	S CH 81 S CH 79 B FF 92 F SI 92 T CH 79 1-2 ③ K		F FF 94 T FF 95 T FF 95 0-2 ② K										
47 Koyie Hill, S (1, 2) OBP: 0.273, SLG: 0.286		B SI 89 F SI 89 C SI 89 B CH 83 F SI 89 X KC 79 2-2 38 FC4-6 1B	B SI 89 X CH 82 1-0 ② F8	B SI 90 X SI 91 1-0 24 1B 2 1B 11 G1-2-3 1B		F FF 94 S SL 83 F FF 96 B FF 95 B FF 95 S FF 96 2-3 ③ K										
38 Kyle Kendrick, R (1, 1) OBP: 0.098, SLG: 0.075 43 Mario Hollands, L (6, 1) 63 Jake Diekman, R (7, 1) 2 Ben Revere, L (8, PH) OBP: 0.314, SLG: 0.350 (8, 8)		C SI 90 B SI 90 X SI 89 1-1 ③ FC4-6 1-2f	C SI 86 F SI 89 B CH 82 C SI 89 1-3 ③ K			C SI 91 X CH 80 0-1 11 G1-2-3 24 1B 1-2 1B										
Inning Stats	R: 0 E: 0 K: 1 S: 11 H: 1 LOB: 1 BB: 0 P: 17	R: 1 E: 0 K: 1 S: 15 H: 2 LOB: 1 BB: 0 P: 22	R: 0 E: 0 K: 1 S: 7 H: 0 LOB: 0 BB: 0 P: 10	R: 0 E: 0 K: 2 S: 11 H: 0 LOB: 0 BB: 0 P: 17	R: 0 E: 0 K: 2 S: 7 H: 0 LOB: 0 BB: 0 P: 11	R: 0 E: 0 K: 1 S: 11 H: 0 LOB: 0 BB: 0 P: 18	R: 0 E: 0 K: 3 S: 12 H: 1 LOB: 1 BB: 0 P: 15	R: 0 E: 0 K: 0 S: 8 H: 3 LOB: 2 BB: 0 P: 14	R: 1 E: 0 K: 2 S: 13 H: 2 LOB: 1 BB: 0 P: 18	1B: 6 2B: 1 3B: 0 HR: 2 SF: 0 SAC: 0 DP: 1 HBP: 0						

	AB	35
	R	2
	H	9
	RBI	2
	BB	0
	SO	13
	LOB	15

WP: 0 PB: 0 SB: 0 CS: 0 PA: 35

PITCHER		IP	WLS	BF	H	R	ER	SO	BB	IBB	HBP	BLK	WP	HR	S	P	ERA	WHIP
40 Alex Wood, L ERA: 3.24	(1, 1)	6.0	W	21	3	1	1	8	0	0	0	0	0	1	62	95	1.50	0.500
57 David Hale, R ERA: 2.88	(7, 1)	2.0		9	4	0	0	3	0	0	0	0	0	0	20	29	0.00	2.000
48 David Carpenter, R ERA: 4.28	(9, 1)	1.0		5	2	1	1	2	0	0	0	0	0	1	13	18	9.00	2.000

PITCHER	IP	WLS	BF	H	R	ER	SO	BB	IBB	HBP	BLK	WP	HR	S	P	ERA	WHIP

Batter	1	2	3	4	5	6	7	8	9	AB	R	H	RBI	BB	SO	LOB
2 B.J. Upton, R (1, 8) OBP: 0.278, SLG: 0.339	X SI 88 0-0 ① G6-3		F SL 76 F CH 80 B FC 85 B SI 90 B CH 81 B SI 89 4-2 19 G6-3 19 E 22 BB BB	S SI 88 B SI 89 F CH 79 S FC 87 1-3 ② K		B FF 93 F FF 92 C FF 91 D SL 80 B FF 92 F FF 92 F FF 93 F FF 92 D SL 80 4-2 5 1B 19 BB 1-2 2-3 BB	F SI 96 F SL 83 D SL 83 X SI 96 1-2 ③ FC5-4 1-2f			3	1	0	0	2	1	2
19 Andrelton Simmons, R (1, 6) OBP: 0.303, SLG: 0.353	C SI 88 B SI 89 B SI 89 X SI 89 2-1 ② F9		B SI 89 C SI 88 1 SAFE X CH 80 1-1 ① G6-3 1-3	X SI 89 0-0 ③ G5-3		B FF 92 B FF 92 B FF 91 C FF 91 B FF 91 4-1 5 1B 1-2 2-3 3-H BB		C FF 90 B FF 91 B SL 81 B SL 81 S FF 90 X FF 91 3-2 ① G4-3		4	0	0	1	1	0	1
5 Freddie Freeman, L (1, 3) OBP: 0.379, SLG: 0.483	B SI 87 S SI 88 S SI 88 F SL 74 B CH 80 F SI 88 X FC 85 2-2 ③ G4-3		B FC 86 S CH 79 S FC 86 H FC 87 2-2 22 BB 8 HBP 7 2B HBP		B SL 74 S CH 78 S CH 79 F SI 88 X CH 80 1-2 ① G4-3	B FF 91 C FF 90 X FF 90 1-1 1-2 2-3 3-H 1B		F FF 90 F FF 91 S SL 82 0-3 ② K		4	1	1	1	0	1	0
8 Justin Upton, R (1, 7) OBP: 0.352, SLG: 0.501 1 Tyler Pastornicky, R (6, PH) OBP: 0.302, SLG: 0.263 57 David Hale, R (7, 1) OBP: 0.067, SLG: 0.071 4 Ryan Doumit, S (8, PH) OBP: 0.238, SLG: 0.323 48 David Carpenter, R (9, 1)		X SI 88 0-0 23 HR 2B	F SL 77 H SI 88 1-1 22 BB 7 2B 1-2 HBP		F CH 80 X CH 80 0-1 23 FC6-4 1B	F FF 91 F FF 92 S FF 92 0-3 ② K		X FF 91 0-0 22 FC6 1B		2 1 0 1 0	2 0 0 0 0	2 0 0 1 0	0 0 0 0 0	0 1 0 0 0	0 0 0 0 0	0 3 0 0 0
22 Jason Heyward, L (1, 9) OBP: 0.342, SLG: 0.379		X SI 88 0-0 ① G6-3	B FC 87 B FC 87 D SI 89 B SI 88 4-0 7 2B 1-2 2-3 3-H BB		X SI 88 0-0 ② F8	B SL 80 B FF 92 X FF 91 2-0 ③ F8		B FF 90 X SL 81 1-0 ③ FC6 1-2f		4	1	0	1	1	0	6
23 Chris Johnson, R (1, 5) OBP: 0.303, SLG: 0.389		D SI 89 X SI 89 1-0 2-H HR	B FC 85 F CH 79 X SI 89 1-1 ② L9		X SI 89 0-0 ③ FC6-4 1-2f		B SI 96 F SI 94 X SL 84 1-1 ① F9			4	1	1	2	0	0	4
7 Tommy La Stella, L (1, 4) OBP: 0.371, SLG: 0.376		B SI 88 B CH 80 S CH 78 C FC 85 F CH 80 X SI 90 2-2 ② G4-3	C CH 80 B SI 88 C FC 84 D CH 82 B FC 85 X SI 90 3-2 1-H 2-H 3-H 2B			C FF 92 B FF 93 B SL 79 F FF 93 F FF 93 F FF 93 S FF 94 2-3 ① K	B SL 83 X SI 96 1-0 2B			4	0	2	3	0	1	0
11 Gerald Laird, R (1, 2) OBP: 0.325, SLG: 0.308		C SI 89 B CH 80 F FC 86 X SL 74 1-2 1B	X FC 85 0-0 ③ F7			B FF 93 B FF 93 B FF 92 B FF 92 4-0 2 BB 17 BB 19 BB BB	B SI 95 B SI 96 B SI 96 B SI 95 4-0 2 FC5-4 BB			2	1	1	0	2	0	1
40 Alex Wood, R (1, 1) OBP: 0.136, SLG: 0.050 17 Jordan Schafer, L (6, PH) OBP: 0.256, SLG: 0.229 (7, 7)		C SI 88 S FC 84 X SL 80 0-2 ③ G6-3		B SI 85 C SI 87 C SI 87 F FC 85 B SI 88 B SI 88 X SI 88 3-2 ① G4-3		D FF 93 B FF 93 C FF 92 C FF 93 B FF 93 B FF 93 4-2 19 BB 2 BB 5 1B 1-2 BB	C SI 95 S SL 83 S SL 83 0-3 ② K			2 1	0 1	0 1	0 0	0 1	0 1	1 2
Inning Stats	R: 0 E: 0 K: 0 S: 8 H: 0 LOB: 0 BB: 0 P: 12	R: 2 E: 0 K: 0 S: 13 H: 3 LOB: 1 BB: 0 P: 17	R: 4 E: 1 K: 0 S: 13 H: 1 LOB: 1 BB: 2 P: 29	R: 0 E: 0 K: 1 S: 8 H: 0 LOB: 0 BB: 0 P: 12	R: 0 E: 0 K: 0 S: 8 H: 1 LOB: 1 BB: 0 P: 9	R: 2 E: 0 K: 2 S: 19 H: 1 LOB: 3 BB: 4 P: 40	R: 0 E: 0 K: 1 S: 9 H: 1 LOB: 2 BB: 1 P: 16	R: 0 E: 0 K: 1 S: 8 H: 1 LOB: 1 BB: 0 P: 12		1B: 4 2B: 3 3B: 0 HR: 1 SF: 0 SAC: 0 DP: 0 HBP: 2				WP: 0 PB: 0 SB: 0 CS: 0 PA: 41		

PITCHER		IP	WLS	BF	H	R	ER	SO	BB	IBB	HBP	BLK	WP	HR	S	P	ERA	WHIP
38 Kyle Kendrick, R ERA: 4.87	(1, 1)	5.0	L	24	5	6	6	1	2	0	2	0	0	1	50	79	10.80	1.400
43 Mario Hollands, L ERA: 3.62	(6, 1)	1.0		8	1	2	2	2	4	0	0	0	0	0	19	40	18.00	5.000
63 Jake Diekman, L ERA: 4.43	(7, 1)	1.0		5	1	0	0	1	1	0	0	0	0	0	9	16	0.00	2.000
30 Justin De Fratus, R ERA: 2.79	(8, 1)	1.0		4	1	0	0	1	0	0	0	0	0	0	8	12	0.00	1.000

PITCHER	IP	WLS	BF	H	R	ER	SO	BB	IBB	HBP	BLK	WP	HR	S	P	ERA	WHIP

BOTTOM

Philadelphia Phillies @ Atlanta Braves

Turner Field, Atlanta, GA

Sun Jul 20 2014, 1:38 PM - 6:00 PM EDT

Att. 24,859 - Overcast - 72 F

livebaseballscorecards.com

AB	32
R	8
H	8
RBI	8
BB	7
SO	5
LOB	20

Batter	1	2	3	4	5	6	7	8	9	AB	R	H	RBI	BB	SO	LOB
8 Hunter Pence, R (1, 9) OBP: 0.359, SLG: 0.475	B FF 90 B SI 90 X FF 90 2-0 ① L9		X SL 80 0-0 19 SH3 28 1B 1-2 1B	B CH 83 C CH 84 C SI 89 X CU 73 1-2 ③ FC5-4 1-2f		B CH 82 X CH 82 1-0 6 S 2-H 1B		B CU 84 X SI 94 1-0 6 CS 1-H 3B		5	1	3	2	0	0	3
19 Marco Scutaro, R (1, 4) OBP: 0.200, SLG: 0.111 6 Ehire Adrianza, S (6, PH) OBP: 0.281, SLG: 0.293 (6, 4)	B SI 90 B SI 90 C FF 88 C FF 90 X SI 90 2-2 ② P2		X SI 89 0-0 ① SH3 1-2 2-3		C FF 88 B FC 84 C FF 88 X FF 89 1-2 ① L5	B FF 89 F FF 90 C SL 79 F SL 81 B FF 92 B SL 80 B SL 81 4-2 1-2 BB		C SI 92 M CU 86 B CU 84 B CU 84 X SI 94 2-2 ② 3-H 1B		2	0	0	0	0	0	0
										1	0	1	0	1	0	0
28 Buster Posey, R (1, 2) OBP: 0.339, SLG: 0.424	X SI 90 0-0 ③ G6-3		D FC 87 C FF 90 B CH 83 F CH 83 X FC 86 2-2 38 2-4 2-H 1B 3-H		C FF 88 X CH 82 0-1 ② G5-3	C FF 92 X SL 82 0-1 ③ G4-3		B SI 92 X SI 90 1-0 ③ F8		5	0	1	2	0	0	3
48 Pablo Sandoval, S (1, 5) OBP: 0.325, SLG: 0.435		B SI 89 X CH 83 1-0 35 WP 38 1B 7 1B 1B	S FF 90 C CU 74 F SI 89 X CH 84 0-2 ② F8		S CU 73 F CH 83 X CH 84 0-2 ③ F9		C FF 92 X SL 83 0-1 1B		F FF 93 X SL 81 0-1 ① F7	5	1	2	0	0	0	1
38 Michael Morse, R (1, 7) OBP: 0.329, SLG: 0.491 63 Jean Machi, R (7, 1) 41 Jeremy Affeldt, L (8, 1) 29 Héctor Sánchez, S (9, PH) OBP: 0.226, SLG: 0.301 46 Santiago Casilla, R (9, 1)		X SI 90 0-0 35 WP 7 1B 1-2 1B	B CH 81 S SI 88 F SL 78 D CU 75 2-2 ③ 2-4 1-2	B FF 88 C FF 88 B CU 72 B CH 83 B FF 87 4-1 7 1B 37 1B 32 FC5-2 BB		B SI 88 C FF 88 X SI 89 1-1 37 HR 1B	C FF 93 X FF 92 0-1 ① F9		X FF 94 0-0 ② G6-3	3	1	2	0	1	0	1
										0	0	0	0	0	0	0
										0	0	0	0	0	0	0
										1	0	0	0	0	0	0
										0	0	0	0	0	0	0
37 Adam Duvall, R (1, 3) OBP: 0.217, SLG: 0.522		B SI 89 F FC 86 B SI 90 C SI 90 S CH 83 2-3 ① K		F SL 79 B SI 89 X FF 89 1-1 32 FC5-2 7 1B 1-2 1B		B FF 88 X FF 89 1-0 1-H HR	S FF 92 T FF 92 F SL 86 F FF 94 F FF 91 S SL 84 0-3 ② K		S SL 83 B SL 82 F SL 80 X FF 94 2-2 ③ G4-3	5	1	2	2	0	2	3
35 Brandon Crawford, L (1, 6) OBP: 0.322, SLG: 0.410		B SI 90 B SI 89 C FF 89 S FC 87 B FC 87 C FF 90 3-3 ② K 1-2 2-3		B SI 89 B SI 89 X FC 85 2-0 ① P5		F FF 88 X FC 85 0-1 ① G6-3	S SL 85 S SL 84 S SL 84 0-3 ③ K			4	0	0	0	0	2	5
7 Grégor Blanco, L (1, 8) OBP: 0.312, SLG: 0.305		X FC 87 0-0 ③ 2-H 3-H 1B		B FC 85 D SI 89 X FC 84 2-0 32 FC5-2 1-2 2-3 1B		F SL 78 M CU 74 C CH 86 0-3 ② K		B SI 93 B SI 92 B SI 93 B SI 93 4-0 8 3B BB		3	1	2	1	1	1	0
32 Ryan Vogelsong, R (1, 1) OBP: 0.167, SLG: 0.200 70 George Kontos, R (4, 1) 13 Joaquin Arias, R (6, PH) OBP: 0.213, SLG: 0.205 49 Javier López, L (6, 1) 21 Tyler Colvin, L (7, 7) OBP: 0.276, SLG: 0.403			B FF 88 C FF 88 S FF 89 X SI 89 1-2 19 SH3 8 1B 28 1B 1B	F CH 88 C FC 85 X CU 73 0-2 ② FC5-2 8 FC5-4 1-2 2-3 3-Hf		B FF 90 B CH 84 C SI 89 S CH 84 X SI 90 2-2 8 1B 2B		B SI 93 X CU 85 1-0 ① P2	2	1	1	0	0	0	3
										0	0	0	0	0	0	0
										1	1	1	0	0	0	0
										0	0	0	0	0	0	0
										1	0	0	0	0	0	1
Inning Stats	R: 0 E: 0 K: 0 S: 5 H: 0 LOB: 0 BB: 0 P: 9	R: 1 E: 0 K: 2 S: 9 H: 3 LOB: 2 BB: 0 P: 15	R: 2 E: 0 K: 0 S: 14 H: 3 LOB: 1 BB: 0 P: 19	R: 0 E: 0 K: 0 S: 11 H: 2 LOB: 3 BB: 1 P: 21	R: 0 E: 0 K: 0 S: 8 H: 0 LOB: 0 BB: 0 P: 9	R: 3 E: 0 K: 1 S: 17 H: 4 LOB: 2 BB: 1 P: 26	R: 0 E: 0 K: 2 S: 13 H: 1 LOB: 1 BB: 0 P: 13	R: 1 E: 0 K: 0 S: 6 H: 2 LOB: 1 BB: 1 P: 15	R: 0 E: 0 K: 0 S: 6 H: 0 LOB: 0 BB: 0 P: 8	1B: 12 2B: 1 3B: 1 HR: 1 SF: 0 SAC: 1 DP: 0 HBP: 0						

PITCHER		IP	WLS	BF	H	R	ER	SO	BB	IBB	HBP	BLK	WP	HR	S	P	ERA	WHIP
33 Cliff Lee, L ERA: 3.67	(1, 1)	5.2	L	29	12	6	6	3	1	0	0	0	1	1	59	90	9.53	2.294
30 Justin De Fratus, R ERA: 2.76	(6, 1)	0.1		2	0	0	0	0	1	0	0	0	0	0	5	9	0.00	3.000
59 Antonio Bastardo, L ERA: 3.3	(7, 1)	1.0		4	1	0	0	2	0	0	0	0	0	0	13	13	0.00	1.000
52 Jeff Manship, R ERA: 5.57	(8, 1)	1.0		5	2	1	1	0	1	0	0	0	0	0	6	15	9.00	3.000
43 Mario Hollands, L ERA: 3.51	(9, 1)	1.0		3	0	0	0	0	0	0	0	0	0	0	6	8	0.00	0.000

PITCHER	IP	WLS	BF	H	R	ER	SO	BB	IBB	HBP	BLK	WP	HR	S	P	ERA	WHIP

TOP

San Francisco Giants @ Philadelphia Phillies

Citizens Bank Park, Philadelphia, PA

Mon Jul 21 2014, 7:09 PM - 10:36 PM EDT

Att. 27,334 - Cloudy - 85 F

livebaseballscorecards.com

AB	38
R	7
H	15
RBI	7
BB	3
SO	5
LOB	20

WP: 1 PA: 42
PB: 0
SB: 1
CS: 1

BOTTOM

San Francisco Giants @ Philadelphia Phillies
Citizens Bank Park, Philadelphia, PA
Mon Jul 21 2014, 7:09 PM - 10:36 PM EDT
Att. 27,334 - Cloudy - 85 F

livebaseballscorecards.com

Batter	1	2	3	4	5	6	7	8	9	AB	R	H	RBI	BB	SO	LOB
24 Grady Sizemore, L (1, 8) OBP: 0.305, SLG: 0.341	B SI 90 C SI 89 B CH 83 X SI 91 2-1 ① F7	C SI 90 C FF 88 S SL 88 0-3 ② K		B CH 84 B FF 91 X SI 90 2-0 26 1B, 11 E, 6 1B, 1B	C FC 87 B SI 91 X SI 91 1-1 ② F8			B SI 92 B SI 92 S SI 92 S SI 93 F SI 93 T SI 93 2-2 ② K		5	1	1	0	0	2	4
11 Jimmy Rollins, S (1, 6) OBP: 0.325, SLG: 0.391	C SI 92 S CH 84 B SL 88 F SL 88 X CU 77 1-2 6 F8, 26 1B, 1B	C CH 84 S CU 78 B SL 88 F FF 91 B CH 86 X SL 88 2-2 1-2 2-H 3-H, 1B		F FF 91 F CH 84 F SL 88 B CU 76 B SL 88 1 SAFE X SI 90 2-2 FC5, 26 1B, 6 1B, 1-2	B SL 82 C SI 91 B SI 91 B FC 88 X FC 86 3-1 ③ F9			C CU 76 B SI 92 F SI 92 F SI 91 S SI 92 1-3 ③ K		5	1	2	2	0	1	2
26 Chase Utley, L (1, 4) OBP: 0.344, SLG: 0.435	C FF 91 1 SAFE X FF 90 0-1 6 F8, 1-2, 1B	X CH 84 0-0 ③ F9		B CH 85 B SL 88 X CH 84 2-0 6 1B, 1-2 2-3, 1B		C SL 80 B CU 72 S CU 73 B SI 87 B SI 86 X SI 86 3-2 ① G4-3			B SI 95 B SI 94 C FF 94 C FF 94 X FF 95 2-2 ① F8	5	0	2	0	0	0	2
6 Ryan Howard, L (1, 3) OBP: 0.302, SLG: 0.378	X FF 92 0-0 ② F8, 1-2 2-3	S CH 84 X FF 91 0-1 25 1B, 3 1B, 1B	B SL 87 B CU 77 S CH 85 F FF 91 B SL 88 X CU 77 3-2 1-3 2-H 3-H, 1B			B SI 86 X SI 86 1-0 ② G6-3			B SI 95 X SI 96 1-0 ② G4-3	5	0	2	2	0	0	2
3 Marlon Byrd, R (1, 9) OBP: 0.319, SLG: 0.483	B FF 90 C SI 90 B FF 89 S SI 90 B FF 90 F CH 83 X SI 92 3-2 ③ G5-3		F FF 91 B SL 88 X CU 76 1-1 25 1B, 1-2, 1B	B FC 88 S FC 88 F FF 92 C FC 88 1-3 ① K		F CH 78 B CH 79 B SI 85 B SI 86 F SI 85 X SI 85 3-2 ③ G4-3			F FF 96 F SL 89 B SI 95 B KC 79 X SL 89 2-2 9 DI, 1B	5	0	2	0	0	1	4
9 Domonic Brown, L (1, 7) OBP: 0.277, SLG: 0.328		C CH 83 C SI 90 B FF 88 X SI 92 1-2 ① L8	X CH 83 0-0 ① F6	B FF 92 F SI 91 C SI 91 C SL 84 1-3 ② K			B SI 85 C SL 80 F SI 84 B CU 73 B SI 86 F SI 84 F SI 84 F SI 84 X SI 85 3-2 ① G1-3		F SI 94 B SI 95 B FF 95 X SI 95 2-1 ③ G5-3, 1-2	5	0	0	0	0	1	5
25 Cody Asche, L (1, 5) OBP: 0.306, SLG: 0.401		B SI 92 B CU 76 S SI 92 S CH 83 B FF 91 X CH 83 3-2 33 SH, 29 1B, 11 1B, 1B	B CH 83 B FF 90 X SI 91 2-0 1-2 2-3, 1B	X FF 91 0-0 ③ F9			C SL 79 B SI 86 S SL 79 X CU 73 1-2 29 G6-4-3, 1B			4	1	3	0	0	0	2
29 Cameron Rupp, R (1, 2) OBP: 0.241, SLG: 0.288		B SI 92 X SI 91 1-0 33 SH, 11 1B, 1-2, 1B	C CU 77 D CU 78 C SI 91 B FF 91 C CU 79 2-3 ② K		X FC 87 0-0 1B		C FF 94 1 SAFE C CH 85 D CU 83 B CH 86 X CH 84 2-2 ② ③ G6-4-3, 1-2f			4	1	2	0	0	1	4
33 Cliff Lee, L (1, 1) OBP: 0.190, SLG: 0.190 30 Justin De Fratus, S (6, 1) 59 Antonio Bastardo, R (7, 1) 52 Jeff Manship, R (8, 1) 2 Ben Revere, L (8, PH) OBP: 0.313, SLG: 0.349 43 Mario Hollands, L (9, 1)	B SI 90 L SI 91 X CU 77 1-1 SH, 11 1B, 1-2 2-3, 1B	C CU 78 B FF 89 B CU 77 B FF 92 C FF 92 S FF 92 3-3 ③ K			C SI 90 F SI 91 C SL 85 0-3 ① K			C SI 92 B SI 92 X SI 93 1-1 ① G4-3		2 0 0 0 1 0	0 0 0 0 0 0	0 0 0 0 0 0	0 0 0 0 0 0	2 0 0 0 0 0	2 0 0 0 0 0	4 0 0 0 0 0
Inning Stats	R: 0 E: 0 K: 0 S: 13 H: 2 LOB: 2 BB: 0 P: 19	R: 2 E: 0 K: 1 S: 17 H: 3 LOB: 2 BB: 0 P: 25	R: 0 E: 0 K: 2 S: 12 H: 3 LOB: 3 BB: 0 P: 20	R: 2 E: 1 K: 2 S: 16 H: 3 LOB: 2 BB: 0 P: 27	R: 0 E: 0 K: 1 S: 8 H: 1 LOB: 1 BB: 0 P: 12	R: 0 E: 0 K: 0 S: 7 H: 0 LOB: 0 BB: 0 P: 14	R: 0 E: 0 K: 0 S: 12 H: 1 LOB: 0 BB: 0 P: 18	R: 0 E: 0 K: 2 S: 10 H: 0 LOB: 0 BB: 0 P: 14	R: 0 E: 0 K: 0 S: 9 H: 1 LOB: 1 BB: 0 P: 16	1B: 14 2B: 0 3B: 0 HR: 0 SF: 0 SAC: 1 DP: 1 HBP: 0						

AB	41
R	4
H	14
RBI	4
BB	0
SO	8
LOB	29

WP: 0 PA: 42
PB: 0
SB: 0
CS: 0

PITCHER		IP	WLS	BF	H	R	ER	SO	BB	IBB	HBP	BLK	WP	HR	S	P	ERA	WHIP
32 Ryan Vogelsong, R ERA: 3.99	(1, 1)	3.0		22	11	4	3	3	0	0	0	0	0	0	51	82	9.00	3.667
70 George Kontos, R ERA: 2.7	(4, 1)	2.0	W	7	1	0	0	3	0	0	0	0	0	0	15	21	0.00	0.500
49 Javier López, L ERA: 2.57	(6, 1)	1.1	H	5	1	0	0	0	0	0	0	0	0	0	16	27	0.00	0.750
63 Jean Machi, R ERA: 1.58	(7, 1)	0.2	H	1	0	0	0	0	0	0	0	0	0	0	3	5	0.00	0.000
41 Jeremy Affeldt, L ERA: 1.47	(8, 1)	1.0	H	3	0	0	0	2	0	0	0	0	0	0	10	14	0.00	0.000

PITCHER		IP	WLS	BF	H	R	ER	SO	BB	IBB	HBP	BLK	WP	HR	S	P	ERA	WHIP
46 Santiago Casilla, R ERA: 0.96	(9, 1)	1.0	S	4	1	0	0	0	0	0	0	0	0	0	9	16	0.00	1.000

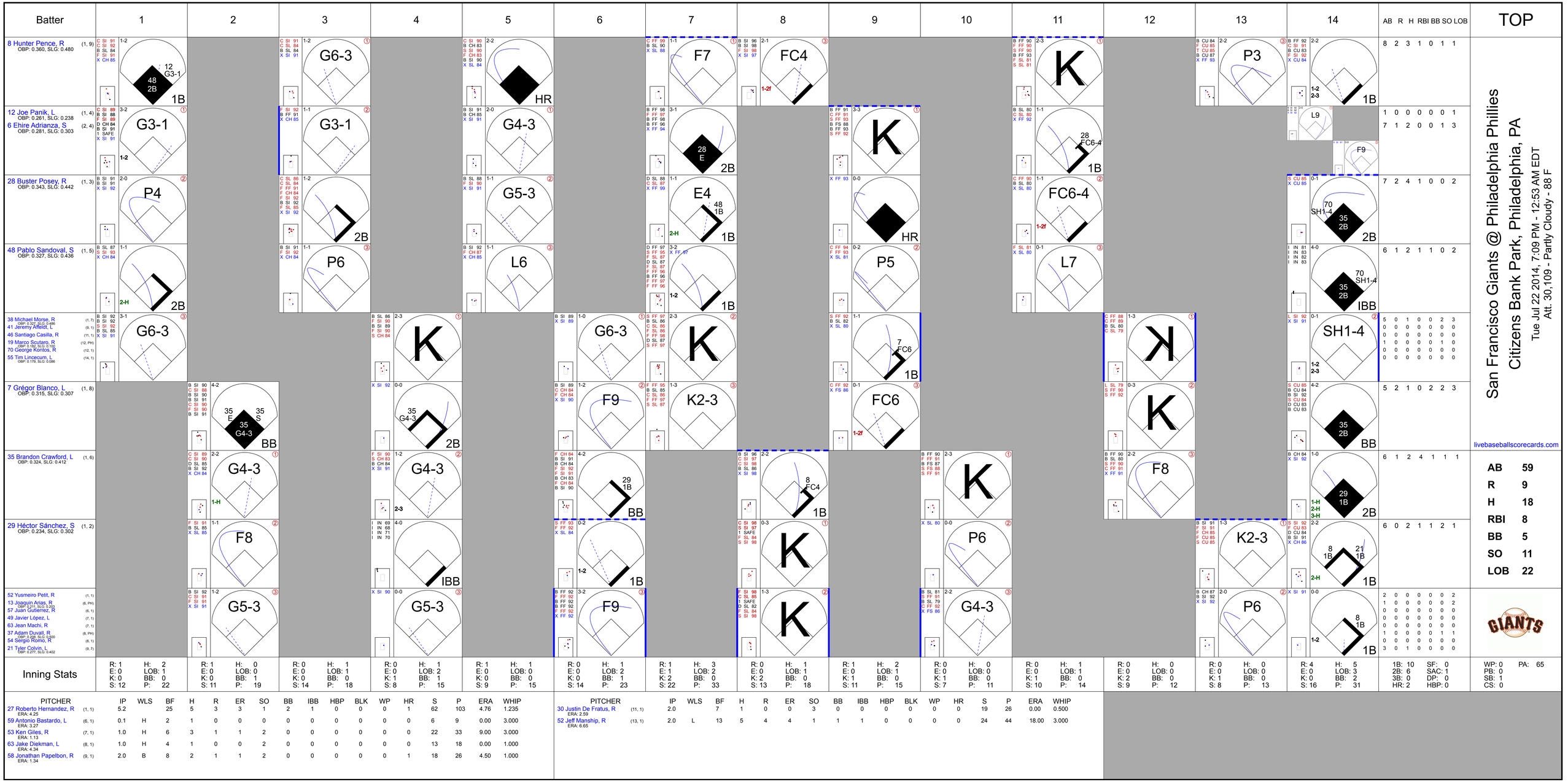
Batter
1
2
3
4
5
6
7
8
9
10
11
12
13
14
AB R H RBI BB SO LOB
TOP
8 Hunter Pence, R (1, 9) OBP: 0.360, SLG: 0.480
12 Joe Panik, L (1, 4) OBP: 0.261, SLG: 0.238
6 Ehire Adrianza, S (2, 4) OBP: 0.281, SLG: 0.303
28 Buster Posey, R (1, 3) OBP: 0.343, SLG: 0.442
48 Pablo Sandoval, S (1, 5) OBP: 0.327, SLG: 0.436
38 Michael Morse, R (1, 7) OBP: 0.322, SLG: 0.486
41 Jeremy Affeldt, L (9, 1)
46 Santiago Casilla, R (11, 1)
19 Marco Scutaro, R (12, PH) OBP: 0.182, SLG: 0.182
70 George Kontos, R (12, 1)
55 Tim Lincecum, L (14, 1) OBP: 0.179, SLG: 0.286
7 Grégor Blanco, L (1, 8) OBP: 0.315, SLG: 0.307
35 Brandon Crawford, L (1, 6) OBP: 0.324, SLG: 0.412
29 Héctor Sánchez, S (1, 2) OBP: 0.234, SLG: 0.302
52 Yusmeiro Petit, R (1, 1)
13 Joaquin Arias, R (8, PH) OBP: 0.211, SLG: 0.293
57 Juan Gutierrez, R (6, 1)
49 Javier López, L (7, 1)
63 Jean Machi, R (7, 1)
37 Adam Duvall, R (8, PH) OBP: 0.208, SLG: 0.200
54 Sergio Romo, R (8, 1)
21 Tyler Colvin, L (9, 7) OBP: 0.077, SLG: 0.402
G6-3
G3-1
P4
P6
K
F7
FC4
HR
E4
P5
L6
G5-3
G4-3
F9
K2-3
FC6
L7
P3
L9
SH1-4
F8
G4-3
P6
BB
IBB
1B
2B
Inning Stats
R: 1 E: 0 K: 0 S: 12 H: 2 LOB: 1 BB: 0 P: 22
R: 1 E: 0 K: 0 S: 11 H: 0 LOB: 0 BB: 1 P: 19
R: 0 E: 0 K: 0 S: 14 H: 1 LOB: 1 BB: 0 P: 18
R: 0 E: 0 K: 1 S: 8 H: 1 LOB: 2 BB: 1 P: 15
R: 1 E: 0 K: 0 S: 9 H: 1 LOB: 0 BB: 0 P: 15
R: 0 E: 0 K: 0 S: 14 H: 1 LOB: 2 BB: 1 P: 23
R: 1 E: 1 K: 2 S: 22 H: 3 LOB: 2 BB: 0 P: 33
R: 0 E: 0 K: 2 S: 13 H: 1 LOB: 1 BB: 0 P: 18
R: 1 E: 0 K: 1 S: 11 H: 2 LOB: 1 BB: 0 P: 15
R: 0 E: 0 K: 1 S: 7 H: 0 LOB: 0 BB: 0 P: 11
R: 0 E: 0 K: 1 S: 10 H: 1 LOB: 1 BB: 0 P: 14
R: 0 E: 0 K: 2 S: 9 H: 0 LOB: 0 BB: 0 P: 12
R: 0 E: 0 K: 1 S: 8 H: 0 LOB: 0 BB: 0 P: 13
R: 4 E: 0 K: 0 S: 16 H: 5 LOB: 3 BB: 2 P: 31
1B: 10 2B: 6 3B: 0 HR: 2 SF: 0 SAC: 1 DP: 0 HBP: 0
WP: 0 PB: 0 SB: 1 CS: 0 PA: 65
PITCHER IP WLS BF H R ER SO BB IBB HBP BLK WP HR S P ERA WHIP
27 Roberto Hernandez, R (1, 1) ERA: 4.25 5.2 25 5 3 3 1 2 1 0 0 0 1 62 103 4.76 1.235
59 Antonio Bastardo, L (6, 1) ERA: 3.27 0.1 H 2 1 0 0 0 0 0 0 0 0 0 6 9 0.00 3.000
53 Ken Giles, R (7, 1) ERA: 1.13 1.0 H 6 3 1 1 2 0 0 0 0 0 0 22 33 9.00 3.000
63 Jake Diekman, L (8, 1) ERA: 4.34 1.0 H 4 1 0 0 2 0 0 0 0 0 0 13 18 0.00 1.000
58 Jonathan Papelbon, R (9, 1) ERA: 1.34 2.0 B 8 2 1 1 2 0 0 0 0 0 0 1 18 26 4.50 1.000
PITCHER IP WLS BF H R ER SO BB IBB HBP BLK WP HR S P ERA WHIP
30 Justin De Fratus, R (11, 1) ERA: 2.59 2.0 7 1 0 0 3 0 0 0 0 0 0 19 26 0.00 0.500
52 Jeff Manship, R (13, 1) ERA: 6.65 2.0 L 13 5 4 4 1 1 1 0 0 0 0 24 44 18.00 3.000
TOP
San Francisco Giants @ Philadelphia Phillies
Citizens Bank Park, Philadelphia, PA
Tue Jul 22 2014, 7:09 PM - 12:53 AM EDT
Att. 30,109 - Partly Cloudy - 88 F
livebaseballscorecards.com
AB 59
R 9
H 18
RBI 8
BB 5
SO 11
LOB 22

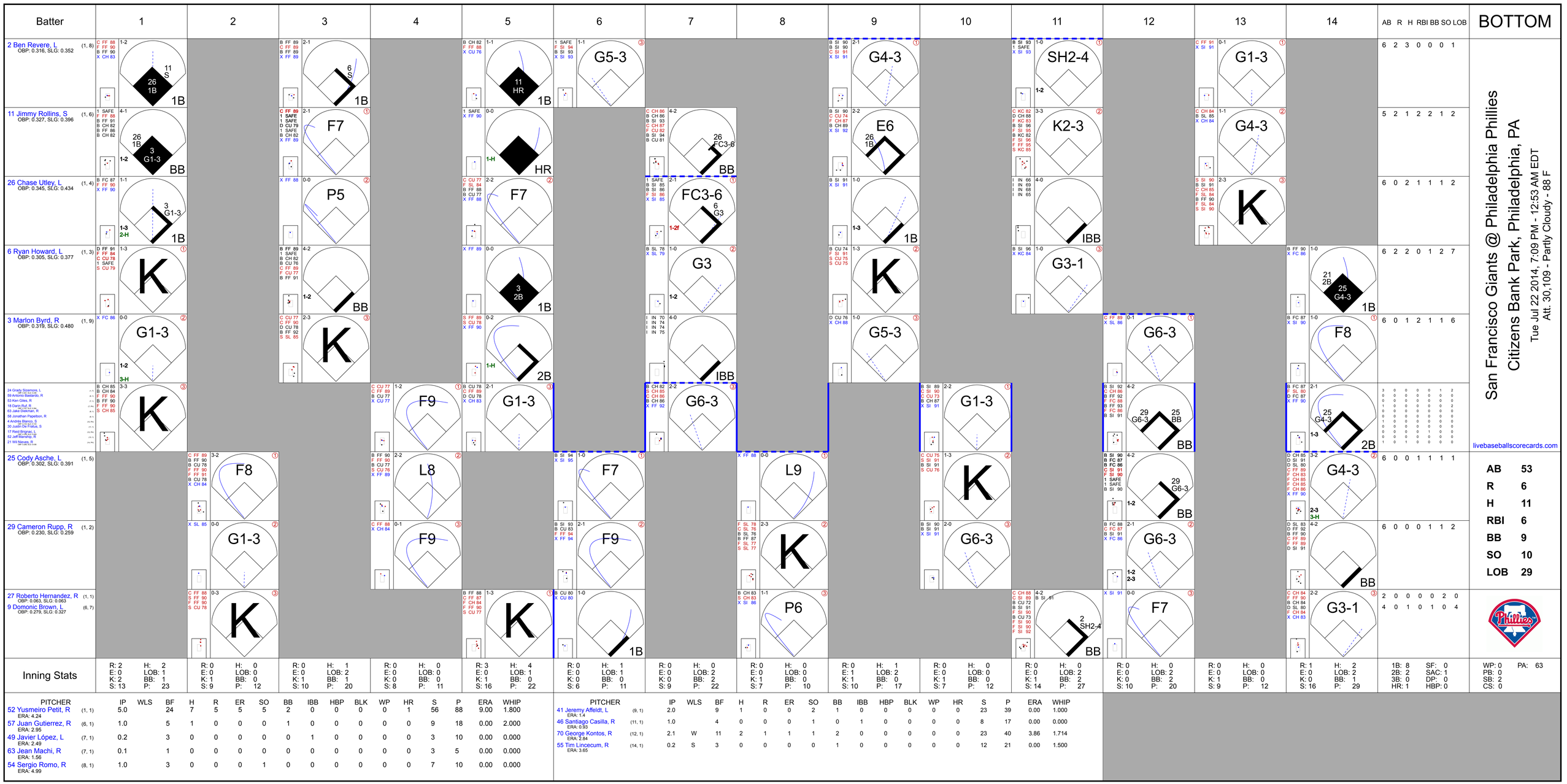
Batter
1
2
3
4
5
6
7
8
9
10
11
12
13
14
AB R H RBI BB SO LOB
BOTTOM
2 Ben Revere, L (1, 8) OBP: 0.316, SLG: 0.352
11 Jimmy Rollins, S (1, 6) OBP: 0.327, SLG: 0.396
26 Chase Utley, L (1, 4) OBP: 0.345, SLG: 0.434
6 Ryan Howard, L (1, 3) OBP: 0.305, SLG: 0.377
3 Marlon Byrd, R (1, 9) OBP: 0.319, SLG: 0.480
25 Cody Asche, L (1, 5) OBP: 0.302, SLG: 0.391
29 Cameron Rupp, R (1, 2) OBP: 0.230, SLG: 0.259
27 Roberto Hernandez, R (1, 1) OBP: 0.063, SLG: 0.063
9 Domonic Brown, L (6, 7) OBP: 0.279, SLG: 0.327
Inning Stats
R: 2 H: 2 E: 0 LOB: 1 K: 2 BB: 1 S: 13 P: 23
R: 0 H: 0 E: 0 LOB: 0 K: 1 BB: 0 S: 9 P: 12
R: 0 H: 1 E: 0 LOB: 2 K: 1 BB: 1 S: 10 P: 20
R: 0 H: 0 E: 0 LOB: 0 K: 0 BB: 0 S: 8 P: 11
R: 3 H: 4 E: 0 LOB: 1 K: 1 BB: 0 S: 16 P: 22
R: 0 H: 1 E: 0 LOB: 1 K: 0 BB: 0 S: 6 P: 11
R: 0 H: 0 E: 0 LOB: 2 K: 0 BB: 2 S: 9 P: 22
R: 0 H: 0 E: 0 LOB: 2 K: 1 BB: 2 S: 7 P: 10
R: 0 H: 1 E: 1 LOB: 2 K: 1 BB: 0 S: 10 P: 17
R: 0 H: 0 E: 0 LOB: 0 K: 1 BB: 0 S: 7 P: 12
R: 0 H: 0 E: 0 LOB: 2 K: 1 BB: 2 S: 14 P: 27
R: 0 H: 0 E: 0 LOB: 2 K: 0 BB: 2 S: 10 P: 20
R: 0 H: 0 E: 0 LOB: 0 K: 1 BB: 0 S: 9 P: 12
R: 1 H: 2 E: 0 LOB: 2 K: 0 BB: 1 S: 16 P: 29
1B: 8 2B: 2 3B: 0 HR: 1
SF: 0 SAC: 1 DP: 0 HBP: 0
WP: 0 PB: 0 SB: 2 CS: 0
PA: 63
PITCHER IP WLS BF H R ER SO BB IBB HBP BLK WP HR S P ERA WHIP
52 Yusmeiro Petit, R (1, 1) ERA: 4.24 5.0 24 7 5 5 5 2 0 0 0 0 1 56 88 9.00 1.800
57 Juan Gutierrez, R (6, 1) ERA: 2.95 1.0 5 1 0 0 0 1 0 0 0 0 0 9 18 0.00 2.000
49 Javier López, L (7, 1) ERA: 2.49 0.2 3 0 0 0 0 0 0 0 0 0 0 3 10 0.00 0.000
63 Jean Machi, R (7, 1) ERA: 1.56 0.1 1 0 0 0 0 0 0 0 0 0 0 3 5 0.00 0.000
54 Sergio Romo, R (8, 1) ERA: 4.99 1.0 3 0 0 0 1 0 0 0 0 0 0 7 10 0.00 0.000
PITCHER IP WLS BF H R ER SO BB IBB HBP BLK WP HR S P ERA WHIP
41 Jeremy Affeldt, L (9, 1) ERA: 1.4 2.0 9 1 0 0 2 1 0 0 0 0 0 23 39 0.00 1.000
46 Santiago Casilla, R (11, 1) ERA: 0.93 1.0 4 0 0 0 1 0 0 0 0 0 0 8 17 0.00 0.000
70 George Kontos, R (12, 1) ERA: 2.84 2.1 W 11 2 1 1 1 2 0 0 0 0 0 23 40 3.86 1.714
55 Tim Lincecum, R (14, 1) ERA: 3.65 0.2 S 3 0 0 0 0 1 0 0 0 0 0 12 21 0.00 1.500
San Francisco Giants @ Philadelphia Phillies
Citizens Bank Park, Philadelphia, PA
Tue Jul 22 2014, 7:09 PM - 12:53 AM EDT
Att. 30,109 - Partly Cloudy - 88 F
livebaseballscorecards.com
AB 53
R 6
H 11
RBI 6
BB 9
SO 10
LOB 29

San Francisco Giants @ Philadelphia Phillies

Citizens Bank Park, Philadelphia, PA

Wed Jul 23 2014, 7:12 PM - 11:14 PM EDT

Att. 28,648 - Cloudy - 91 F

TOP

livebaseballscorecards.com

Batter	1	2	3	4	5	6	7	8	9	AB	R	H	RBI	BB	SO	LOB
8 Hunter Pence, R (1, 9) OBP: 0.360, SLG: 0.481	F SI 92 C SI 91 B FF 91 X SI 91 1-2 ① G5-3		S KC 83 X KC 82 0-1 ② G5-3		D KC 81 B SI 92 S KC 79 B SI 91 S KC 80 X KC 82 3-2 ③ G5-3			B KC 81 B SI 91 B KC 80 B SI 90 4-0 6 CS BB	B FS 88 B FF 92 F FF 92 F FF 92 B SL 80 F FF 93 X FF 93 3-2 1-H 2-H 3-H E4 2B	4	0	1	3	1	0	2
6 Ehire Adrianza, S (1, 4) OBP: 0.277, SLG: 0.298	B FF 92 C SI 91 B SI 91 B SI 92 C SI 92 X SI 91 3-2 ② G4-3		C KC 80 B SI 92 F SI 92 S KC 83 1-3 ③ K			L KC 80 B KC 80 X KC 80 1-1 28 CS 1B		C KC 78 B SI 89 B CH 84 F SI 90 B CH 86 F SI 91 F KC 80 C KC 81 3-3 ① ② K 1-2	X FS 88 0-0 ③ G3-1	5	0	1	0	0	2	4
28 Buster Posey, R (1, 2) OBP: 0.345, SLG: 0.440	C SI 91 B KC 80 F KC 80 X KC 83 1-2 ③ G5-3			B SI 91 B KC 82 X SI 92 2-0 ① L9		**B SI 91** **B SI 91** **1 SAFE** 1 SAFE B SI 92 C SI 91 S KC 81 B KC 82 4-2 ① 48 1B **1-2** BB		B KC 80 C SI 89 B KC 82 S KC 80 B SI 90 B SI 92 4-2 BB		2	0	0	0	2	0	0
48 Pablo Sandoval, S (1, 5) OBP: 0.328, SLG: 0.435		B KC 81 C SI 92 F SI 92 X KC 82 1-2 ① G1-5-3		H KC 83 1-0 HBP		F SI 91 F SI 91 B KC 82 B SI 90 F KC 82 X KC 81 2-2 **1-2** 1B		B SI 90 B SI 91 X KC 77 2-0 ③ L7		3	0	1	0	0	0	1
38 Michael Morse, R (1, 7) OBP: 0.326, SLG: 0.482 7 Grégor Blanco, L (9, PR) OBP: 0.315, SLG: 0.307 (9, 8)		C SI 91 S KC 81 B SI 91 X KC 83 1-2 ② G5-3		B SI 92 B SI 92 F KC 82 F SI 93 F SI 92 S KC 84 2-3 ② K		X SI 89 0-0 ② F9			F FF 91 H FF 90 1-1 29 BB 21 S 8 E HBP	3 0	0 1	0 0	0 0	0 0	1 0	3 0
37 Adam Duvall, R (1, 3) OBP: 0.214, SLG: 0.464		B KC 81 C SI 92 X FF 93 1-1 1B		X SI 91 0-0 ③ G5-3		C KC 80 F SI 90 B SI 91 S KC 83 1-3 ③ K			**1 SAFE** **F SL 81** **1 SAFE** **1 SAFE** **F FF 91** 1 SAFE B SL 81 D FF 91 T FS 88 2-2 ① K	4	0	1	0	0	2	4
21 Tyler Colvin, L (1, 8) OBP: 0.270, SLG: 0.389 (9, 7)		S KC 81 C KC 82 B KC 83 F SI 92 S KC 82 1-3 ③ K			B SI 90 B SI 91 F SI 90 B KC 80 C SI 90 X KC 81 3-2 ① F8		F CH 85 X SI 90 0-1 ① G3-1		S FF 89 1 SAFE 1 SAFE S FF 92 B FF 93 T FF 93 1-2 ② K **1-2**	4	0	0	0	0	2	2
35 Brandon Crawford, L (1, 6) OBP: 0.326, SLG: 0.409			C SI 91 B SI 91 B SI 92 S KC 81 B KC 83 B SI 91 4-2 40 S BB		B SI 90 C CH 84 C KC 79 B KC 82 F KC 80 X SI 91 2-2 ② F7		B KC 78 C KC 78 B KC 79 X CH 84 2-1 ② G3		I IN 69 I IN 73 I IN 73 I IN 74 4-0 29 BB 8 E IBB	2	1	0	0	2	0	0
40 Madison Bumgarner, R (1, 1) OBP: 0.286, SLG: 0.500 29 Héctor Sánchez, S (9, PH) OBP: 0.239, SLG: 0.302 46 Santiago Casilla, R (9, 1)			S SI 92 L SI 90 S KC 81 0-3 ① K **1-2**		B KC 80 B SI 90 F SI 90 B SI 92 F SI 91 X SI 90 3-2 1B		B KC 79 B CH 80 S SI 91 X SI 90 2-1 ③ G5-3		B FF 91 F FS 88 F FF 92 B FF 92 B FS 87 B FF 92 4-2 8 E **1-2** **2-3** BB	3 0 0	0 1 0	1 0 0	0 0 0	0 1 0	1 0 0	1 0 0
Inning Stats	R: 0 E: 0 K: 0 S: 9 H: 0 LOB: 0 BB: 0 P: 14	R: 0 E: 0 K: 1 S: 12 H: 1 LOB: 1 BB: 0 P: 16	R: 0 E: 0 K: 2 S: 10 H: 0 LOB: 1 BB: 1 P: 15	R: 0 E: 0 K: 1 S: 6 H: 0 LOB: 1 BB: 0 P: 11	R: 0 E: 0 K: 0 S: 13 H: 1 LOB: 1 BB: 0 P: 24	R: 0 E: 0 K: 1 S: 12 H: 2 LOB: 2 BB: 1 P: 20	R: 0 E: 0 K: 0 S: 6 H: 0 LOB: 0 BB: 0 P: 10	R: 0 E: 0 K: 1 S: 8 H: 0 LOB: 1 BB: 2 P: 21	R: 3 E: 1 K: 2 S: 14 H: 1 LOB: 2 BB: 2 P: 29	1B: 4 2B: 1 3B: 0 HR: 0 SF: 0 SAC: 0 DP: 0 HBP: 2						

	AB	30
	R	3
	H	5
	RBI	3
	BB	6
	SO	8
	LOB	17

WP: 0 PB: 0 SB: 2 CS: 2 PA: 38

PITCHER		IP	WLS	BF	H	R	ER	SO	BB	IBB	HBP	BLK	WP	HR	S	P	ERA	WHIP
34 A.J. Burnett, R ERA: 3.86	(1, 1)	8.0		31	4	0	0	6	4	0	1	0	0	0	76	131	0.00	1.000
58 Jonathan Papelbon, R ERA: 1.96	(9, 1)	1.0	L	7	1	3	3	2	1	1	1	0	0	0	14	29	27.00	2.000

PITCHER		IP	WLS	BF	H	R	ER	SO	BB	IBB	HBP	BLK	WP	HR	S	P	ERA	WHIP

BOTTOM

Batter	1	2	3	4	5	6	7	8	9	AB	R	H	RBI	BB	SO	LOB
2 Ben Revere, L (1, 8) OBP: 0.318, SLG: 0.354	C FF 93 F FF 93 X FF 93 0-2 11 G5-4-3 1B		C FF 93 B CU 72 X FC 89 1-1 ③ G4-3			C FF 93 F FC 91 X FC 89 0-2 11 CS 1B			C FF 93 X KC 80 0-1 ① G3	4	0	2	0	0	0	0
11 Jimmy Rollins, S (1, 6) OBP: 0.326, SLG: 0.397	F FF 92 ① F FC 88 ② 1 SAFE B FF 92 X FC 88 1-2 G5-4-3 1-2f			C FF 94 B CU 76 B CH 84 F FF 93 F FC 90 X CU 77 2-2 ① G5-3		1 SAFE F FF 93 1 SAFE 1 SAFE 0-1 ③ CS 1-2	B CU 77 X CH 84 1-0 ① G5-3		B CH 88 B SI 93 C FF 93 X SI 94 2-1 26 G3-1 3 1B 2B	4	1	1	0	0	0	1
26 Chase Utley, L (1, 4) OBP: 0.342, SLG: 0.429	C FC 89 B CU 79 C CU 77 B FF 93 C FF 93 2-3 ③ K			C FC 89 B CU 78 S FC 88 S FC 89 1-3 ② K			B CU 78 X FF 93 1-0 ② F9		C SI 94 S KC 83 F SI 94 D KC 83 F FF 96 D CH 89 X SI 96 2-2 ② G3-1 2-3	4	0	0	0	0	2	1
3 Marlon Byrd, R (1, 9) OBP: 0.318, SLG: 0.478		X FC 88 0-0 ① G5-3		X FF 94 0-0 ③ L6			B FC 89 X FF 94 1-0 ③ P5		X SI 94 0-0 3-H 1B	4	0	1	1	0	0	0
51 Carlos Ruiz, R (1, 2) OBP: 0.365, SLG: 0.363		B FF 91 X FF 92 1-0 E7 2B			B CU 76 C FC 89 X CH 84 1-1 ① G6-3			L FC 89 C FF 93 F FC 89 X CU 78 0-2 18 SH1-3 9 1B 1B	F SI 94 X SL 89 0-1 ③ F8	4	0	2	0	0	0	1
9 Domonic Brown, L (1, 7) OBP: 0.279, SLG: 0.327		F FC 88 B FF 93 S FF 94 F FF 93 B FF 94 S FC 90 2-3 ② K			C FF 93 B FF 94 X FC 89 1-1 ② F9			B FC 88 F FC 88 F FF 93 F FC 89 X FC 90 1-2 18 SH1-3 1-2 1B		3	0	1	0	0	1	1
18 Darin Ruf, R (1, 3) OBP: 0.143, SLG: 0.308		C FC 90 B FC 90 X FF 94 1-1 ③ G5-3			S FC 90 C FC 89 B FF 93 S CU 78 1-3 ③ K			X FF 92 0-0 ① SH1-3 1-2 2-3		2	0	0	0	0	1	1
4 Andrés Blanco, S (1, 5) OBP: 0.100, SLG: 0.100			B FF 91 S FC 88 S CH 84 B FC 90 F FF 94 C FC 90 2-3 ① K			X FC 88 0-0 ① L8		B FC 89 F FC 90 B FF 93 F FC 90 B CU 78 S FF 94 3-3 ② K		3	0	0	0	0	2	2
34 A.J. Burnett, R (1, 1) OBP: 0.196, SLG: 0.205 24 Grady Sizemore, L (8, PH) OBP: 0.300, SLG: 0.335 58 Jonathan Papelbon, R (9, 1)			B FF 93 X FF 93 1-0 ② G5-3			B FF 92 C FF 92 X FC 90 1-1 ② L7		F FF 94 B FC 89 B FC 89 F FC 89 F FF 94 B FC 90 X FC 90 3-2 ③ F7		2 1 0	0 0 0	0 0 0	0 0 0	0 0 0	0 0 0	0 2 0
Inning Stats	R: 0 E: 0 K: 1 S: 9 H: 1 LOB: 0 BB: 0 P: 12	R: 0 E: 1 K: 1 S: 8 H: 1 LOB: 1 BB: 0 P: 12	R: 0 E: 0 K: 1 S: 7 H: 0 LOB: 0 BB: 0 P: 11	R: 0 E: 0 K: 1 S: 8 H: 0 LOB: 0 BB: 0 P: 11	R: 0 E: 0 K: 1 S: 7 H: 0 LOB: 0 BB: 0 P: 10	R: 0 E: 0 K: 0 S: 7 H: 1 LOB: 0 BB: 0 P: 8	R: 0 E: 0 K: 0 S: 3 H: 0 LOB: 0 BB: 0 P: 6	R: 0 E: 0 K: 1 S: 16 H: 2 LOB: 2 BB: 0 P: 23	R: 1 E: 0 K: 0 S: 12 H: 2 LOB: 1 BB: 0 P: 16	1B: 5 2B: 2 3B: 0 HR: 0 SF: 0 SAC: 1 DP: 1 HBP: 0						

PITCHER		IP	WLS	BF	H	R	ER	SO	BB	IBB	HBP	BLK	WP	HR	S	P	ERA	WHIP
40 Madison Bumgarner, L ERA: 3.19	(1, 1)	8.0	W	27	5	0	0	6	0	0	0	0	0	0	65	93	0.00	0.625
46 Santiago Casilla, R ERA: 1.13	(9, 1)	1.0	S	5	2	1	1	0	0	0	0	0	0	0	12	16	9.00	2.000

PITCHER	IP	WLS	BF	H	R	ER	SO	BB	IBB	HBP	BLK	WP	HR	S	P	ERA	WHIP

San Francisco Giants @ Philadelphia Phillies
Citizens Bank Park, Philadelphia, PA
Wed Jul 23 2014, 7:12 PM - 11:14 PM EDT
Att. 28,648 - Cloudy - 91 F

livebaseballscorecards.com

AB	31
R	1
H	7
RBI	1
BB	0
SO	6
LOB	9

WP: 0	PA: 33		
PB: 0			
SB: 0			
CS: 1			

Batter	1	2	3	4	5	6	7	8	9	AB	R	H	RBI	BB	SO	LOB
8 Hunter Pence, R (1, 9) OBP: 0.357, SLG: 0.476	S CH 84 X CH 85 0-1 ① F7		C FF 95 C FF 93 B CU 81 S FF 95 1-3 ③ K		B FF 95 T FF 94 F FF 94 S FF 95 1-3 ② K		S CH 85 T CH 86 F CH 85 S CH 85 0-3 ③ K			4	0	0	0	0	3	2
6 Ehire Adrianza, S (1, 4) OBP: 0.279, SLG: 0.299 35 Brandon Crawford, L (7, 6) OBP: 0.325, SLG: 0.408	F FF 93 S FF 94 X FF 94 0-2 ② F9			C CH 85 F FF 94 S CH 87 0-3 ① K	X FF 95 0-0 2-H 1B			C FF 92 X FC 88 0-1 ① F8		3 1	0 0	1 0	1 0	0 0	1 0	0 0
28 Buster Posey, R (1, 2) OBP: 0.347, SLG: 0.439	S FF 94 C FF 94 B FF 95 S FF 95 1-3 ③ K			C CH 85 B FF 94 X CH 86 1-1 48 FC5-4 1B	S CH 87 S CH 86 F FF 96 B CH 86 B FF 95 F FF 94 T FC 92 2-2 ③ K			B FF 92 C FF 93 C FC 89 B CU 80 F CH 87 F FF 94 F CU 79 B CU 80 B FF 94 4-2 BB		3	0	1	0	1	2	1
48 Pablo Sandoval, S (1, 5) OBP: 0.325, SLG: 0.431		F FF 92 F FF 93 X FF 94 0-2 ① F9		F FF 93 X CH 86 0-1 ② FC5-4 37 HBP 38 1B 1-2f		B FF 92 X FF 93 1-0 ① L9		F CH 85 F FF 94 B FF 94 X CU 79 1-2 ② F7		4	0	0	0	0	0	2
38 Michael Morse, R (1, 7) OBP: 0.325, SLG: 0.479		F FF 93 T FF 93 F FF 94 C FF 94 0-3 ② K		S CH 84 F FF 95 B FF 94 B FF 94 X CH 86 2-2 37 HBP 1-2 1B		B FF 92 F FF 93 F FF 95 C CU 79 1-3 ② K		F CH 86 S FF 95 F FF 93 D CU 81 S CH 85 1-3 ③ K		4	0	1	0	0	3	1
37 Adam Duvall, R (1, 3) OBP: 0.250, SLG: 0.452		B FF 94 F FF 94 F FF 94 B FF 93 B CU 81 F FF 94 X FF 94 3-2 E8 1B		S CH 84 F FF 94 H CU 80 1-2 2-3 HBP		S CH 85 F FF 93 X CH 86 0-2 ③ L7			B FF 91 X FF 91 1-0 ① P2	3	0	1	0	0	0	0
13 Joaquin Arias, R (1, 6) OBP: 0.205, SLG: 0.197 (7, 4)		F FF 94 F FF 94 S CU 80 0-3 ③ K		C CH 87 X CH 85 0-1 ③ G6-3			C CH 84 X CH 85 0-1 ① G5-3		B FF 91 B FF 90 C FF 91 S FF 91 S FF 91 2-3 ② K	4	0	0	0	0	2	4
7 Grégor Blanco, L (1, 8) OBP: 0.318, SLG: 0.311			B FF 94 F FF 94 B FF 94 X FF 94 2-1 ① G6-3		C FF 93 B FC 89 B FF 94 F FF 94 F CU 79 F FF 96 B FF 94 X FF 95 3-2 17 SH1-3 6 1B 1B		X FF 93 0-0 1B		B FF 91 B FF 91 X FS 89 2-0 ③ L7	4	1	2	0	0	0	0
17 Tim Hudson, R (1, 1) OBP: 0.122, SLG: 0.053 19 Marco Scutaro, R (7, PH) OBP: 0.167, SLG: 0.091 49 Javier López, L (7, 1) 63 Jean Machi, R (8, 1)			S FF 94 S FF 94 X FF 94 0-2 ② G4-3		X FF 93 0-0 ① SH1-3 1-2		L FF 92 1 SAFE F FF 93 B CH 86 X SI 94 1-2 ② F8			1 1 0 0	0 0 0 0	0 0 0 0	0 0 0 0	0 0 0 0	0 0 0 0	0 1 0 0
Inning Stats	R: 0 E: 0 K: 1 S: 8 H: 0 LOB: 0 BB: 0 P: 9	R: 0 E: 1 K: 2 S: 14 H: 1 LOB: 1 BB: 0 P: 17	R: 0 E: 0 K: 1 S: 8 H: 0 LOB: 0 BB: 0 P: 11	R: 0 E: 0 K: 1 S: 14 H: 2 LOB: 3 BB: 0 P: 18	R: 1 E: 0 K: 2 S: 15 H: 2 LOB: 1 BB: 0 P: 21	R: 0 E: 0 K: 1 S: 7 H: 0 LOB: 0 BB: 0 P: 9	R: 0 E: 0 K: 1 S: 10 H: 1 LOB: 1 BB: 0 P: 11	R: 0 E: 0 K: 1 S: 14 H: 0 LOB: 1 BB: 1 P: 20	R: 0 E: 0 K: 1 S: 5 H: 0 LOB: 0 BB: 0 P: 10	1B: 6 2B: 0 3B: 0 HR: 0	SF: 0 SAC: 1 DP: 0 HBP: 1					

PITCHER		IP	WLS	BF	H	R	ER	SO	BB	IBB	HBP	BLK	WP	HR	S	P	ERA	WHIP
35 Cole Hamels, L ERA: 2.72	(1, 1)	8.0	W	32	6	1	1	10	1	0	1	0	0	0	90	116	1.12	0.875
58 Jonathan Papelbon, R ERA: 1.91	(9, 1)	1.0	S	3	0	0	0	1	0	0	0	0	0	0	5	10	0.00	0.000

PITCHER		IP	WLS	BF	H	R	ER	SO	BB	IBB	HBP	BLK	WP	HR	S	P	ERA	WHIP

TOP

San Francisco Giants @ Philadelphia Phillies

Citizens Bank Park, Philadelphia, PA

Thu Jul 24 2014, 1:08 PM - 3:53 PM EDT

Att. 33,258 - Cloudy - 77 F

livebaseballscorecards.com

AB	32
R	1
H	6
RBI	1
BB	1
SO	11
LOB	11

BOTTOM

Batter	1	2	3	4	5	6	7	8	9	AB	R	H	RBI	BB	SO	LOB
2 Ben Revere, L (1, 8) OBP: 0.315, SLG: 0.350	C SI 88 X FS 81 0-1 G4-3 ①		B SI 90 F SI 89 B FF 90 C SI 91 X FS 84 2-2 G5-3 ①		C FS 80 C FS 82 X SI 90 0-2 E7 26 1B	B SI 90 X FS 83 1-0 G3 ③				4	1	0	0	0	0	1
11 Jimmy Rollins, S (1, 6) OBP: 0.326, SLG: 0.398	F SI 90 B FS 80 C FC 82 B FS 82 X FC 83 2-2 26 PB 3 1B 2B		C FS 82 C CU 76 B FF 90 B FS 84 X SI 91 2-2 F9 ②		L FS 82 B SI 90 F FC 84 B SI 91 T FF 90 2-2 K ①		X CH 78 0-0 F7 ①			4	1	1	0	0	1	1
26 Chase Utley, L (1, 4) OBP: 0.346, SLG: 0.431	S FS 83 B FS 82 B SI 89 F FS 82 B FS 82 B FC 84 4-2 24 L6 3 1B 2-3 BB		B CU 76 B SI 90 C FS 82 S FS 82 X FC 83 2-2 1B		B SI 90 B SI 91 F SI 90 X SI 89 2-1 3 G5-3 2-H 1B		F SI 86 X SI 87 0-1 G4-3 ②			3	0	2	1	1	0	0
3 Marlon Byrd, R (1, 9) OBP: 0.320, SLG: 0.478	F SI 89 B SI 90 X FS 82 1-1 1-2 3-H 1B		C SI 89 D FS 83 F SI 88 F CU 76 S FS 83 1-3 K ③		B FS 81 X SI 90 1-0 G5-3 ② 1-2		X SI 85 0-0 1B			4	0	2	1	0	1	2
24 Grady Sizemore, L (1, 7) OBP: 0.299, SLG: 0.330	D SI 89 B SI 88 F SI 87 B SI 89 C FS 80 X SI 90 3-2 L6 ② ③ 2-2			C FS 78 B FC 84 F FC 84 F SI 91 S FS 83 1-3 K ①	F FS 82 F FS 82 B SI 90 B SI 90 B FS 81 B FS 81 F SI 90 4-2 18 FC6-4 BB		C SI 87 X SL 81 0-1 P6 ③			3	0	0	0	1	1	3
18 Darin Ruf, R (1, 3) OBP: 0.167, SLG: 0.294		B SI 89 S FC 83 S FC 84 B FC 83 X FS 80 2-2 G6-3 ①		B SI 90 B SI 90 C FC 83 C SI 90 X SI 91 2-2 25 1B	B FC 85 S FC 83 X SI 91 1-1 FC6-4 ③ 1-2f			B CH 82 C FF 90 C CH 82 B CH 85 C CU 80 2-3 K ①		4	0	1	0	0	1	2
25 Cody Asche, L (1, 5) OBP: 0.301, SLG: 0.388		C SI 90 S CU 76 B FS 81 F FS 83 B CU 77 S FS 84 2-3 K ②		X SI 90 0-0 1-2 1B		B FS 80 T SI 87 F FS 80 S FS 82 1-3 K ①		B CH 82 S CH 82 X CH 85 1-1 P6 ②		4	0	1	0	0	2	0
21 Wil Nieves, R (1, 2) OBP: 0.300, SLG: 0.458		X SI 89 0-0 1B		B FC 83 X SI 91 1-0 F4 ②		C FC 84 X FS 82 0-1 35 G3 2B		S CU 81 X CU 81 0-1 P3 ③		4	0	2	0	0	0	2
35 Cole Hamels, L (1, 1) OBP: 0.200, SLG: 0.225 58 Jonathan Papelbon, R (9, 1)		F SI 89 C FS 82 X FS 83 0-2 G4-3 ③		S FS 83 F SI 91 B SI 91 B SI 91 F FC 85 C SI 91 2-3 K ③		B SI 89 C SI 90 F SI 89 B FS 82 F FS 82 X FS 81 2-2 G3 ② 2-3				3 0	0 0	0 0	0 0	0 0	1 0	4 0
Inning Stats	R: 1 E: 0 K: 0 S: 12 H: 2 LOB: 1 BB: 1 P: 22	R: 0 E: 0 K: 1 S: 11 H: 1 LOB: 1 BB: 0 P: 15	R: 0 E: 0 K: 1 S: 13 H: 1 LOB: 1 BB: 0 P: 20	R: 0 E: 0 K: 2 S: 13 H: 2 LOB: 2 BB: 0 P: 19	R: 1 E: 1 K: 1 S: 14 H: 1 LOB: 2 BB: 1 P: 24	R: 0 E: 0 K: 0 S: 10 H: 1 LOB: 1 BB: 0 P: 14	R: 0 E: 0 K: 0 S: 6 H: 1 LOB: 1 BB: 0 P: 6	R: 0 E: 0 K: 1 S: 7 H: 0 LOB: 0 BB: 0 P: 10		1B: 7 2B: 3 3B: 0 HR: 0 SF: 0 SAC: 0 DP: 1 HBP: 0						

PITCHER	IP	WLS	BF	H	R	ER	SO	BB	IBB	HBP	BLK	WP	HR	S	P	ERA	WHIP
17 Tim Hudson, R (1, 1) ERA: 2.65	6.0	L	28	8	2	0	6	2	0	0	0	0	0	73	114	0.00	1.667
49 Javier López, L (7, 1) ERA: 2.38	1.0		4	1	0	0	0	0	0	0	0	0	0	6	6	0.00	1.000
63 Jean Machi, R (8, 1) ERA: 1.52	1.0		3	0	0	0	1	0	0	0	0	0	0	7	10	0.00	0.000

PITCHER	IP	WLS	BF	H	R	ER	SO	BB	IBB	HBP	BLK	WP	HR	S	P	ERA	WHIP

San Francisco Giants @ Philadelphia Phillies
Citizens Bank Park, Philadelphia, PA
Thu Jul 24 2014, 1:08 PM - 3:53 PM EDT
Att. 33,258 - Cloudy - 77 F

livebaseballscorecards.com

AB	33
R	2
H	9
RBI	2
BB	2
SO	7
LOB	15

WP: 0 PB: 1 SB: 0 CS: 0 PA: 35

Batter	1	2	3	4	5	6	7	8	9	AB	R	H	RBI	BB	SO	LOB
6 David Peralta, L (1, 8) OBP: 0.349, SLG: 0.472	B SI 90 X SI 90 1-0 L8 ①	C FC 90 S CH 84 B FC 90 F SL 78 X SI 94 1-2 G4-3 ③			C FC 89 C FC 89 B CH 84 B FC 89 S CH 82 2-3 K		X SL 82 0-0 44 BB 1-2 1B		C SI 94 F SI 96 B SI 97 S SL 84 1-3 K ① 1-2	5	0	1	0	0	2	2
2 Aaron Hill, R (1, 4) OBP: 0.289, SLG: 0.390	C SI 92 B SI 92 X FC 90 1-1 44 1B 2B	C FC 88 B CH 81 B CH 81 F SI 91 X FC 88 2-2 44 CS 1B	B SI 89 B SI 91 C SI 90 B SI 91 F SI 91 F SI 92 F SI 92 X SI 91 3-2 14 1B 17 HR 2B	S SL 81 F FF 91 S FF 92 0-3 K ①	C SI 84 X SI 99 0-1 L7 ②	5	1	3	0	0	1	3
44 Paul Goldschmidt, R (1, 3) OBP: 0.404, SLG: 0.560	B SI 92 C SI 92 F SI 92 X SI 92 1-2 26 HBP 2-3 1B	B SI 92 B FC 89 C CH 84 B FC 90 C SI 92 S SI 93 3-3 K ① ② 1-2	B SL 79 F SI 91 B SI 92 C FC 88 F FC 90 D CH 83 C SI 92 3-3 K ①	B FF 90 C FF 91 T FF 92 B SL 83 B SL 83 F FF 91 F FF 92 F SL 82 F FF 92 4-2 F FF 92 F FF 93 B FF 92 1-2 2-3 BB	C SI 98 S SI 97 B SI 100 X SI 99 1-2 2B 2-H	4	0	2	1	1	2	2
26 Miguel Montero, L (1, 2) OBP: 0.344, SLG: 0.406	H FC 90 1-0 HBP 1-2	B FC 89 C FC 90 B SI 92 C FC 91 B CH 85 F SI 93 X FC 90 3-2 G3 ③	F CH 82 B CH 83 B SI 91 B SI 91 B SI 91 4-1 14 1B 17 HR BB	B FF 90 F SL 82 F FF 92 S SL 81 1-3 K ②	C SI 97 D SI 96 S SL 84 S SL 84 1-3 K ③	3	1	0	0	1	2	4
15 Mark Trumbo, R (1, 7) OBP: 0.231, SLG: 0.395	F SI 92 D SL 80 F CH 83 B FC 91 T SI 93 2-2 K ②	X FC 89 0-0 P3 ①	C SI 92 C SI 92 B FC 90 X SI 92 1-2 L7 ②	S FF 91 F SL 82 F SL 82 F SL 80 F FF 94 F SL 81 B FF 92 S FF 93 1-3 K ③		4	0	0	0	0	2	8
14 Martín Prado, R (1, 5) OBP: 0.320, SLG: 0.369	X FC 90 0-0 L9 ③		B SI 91 C SI 92 X SI 90 1-1 L8 ②	B FC 88 X SI 91 1-0 17 HR 1B 1-2 2-3	B SI 97 C SI 97 S SI 97 B SL 85 B SI 98 B SI 98 4-2 17 G4-6-3 BB	3	1	1	0	1	0	3
8 Gerardo Parra, L (1, 9) OBP: 0.301, SLG: 0.361 17 Alfredo Marte, R (6, PH) OBP: 0.269, SLG: 0.500 (6, 9)		C SI 90 B SL 77 F FC 89 X CH 82 1-2 36 G4-3 13 G4-1 1B	B SI 92 F SI 91 X SI 91 1-1 L8 ③	C FF 92 B FF 92 X SL 83 1-1 1-H 2-H 3-H HR	C SI 98 C SI 98 F SI 98 X SI 98 0-2 G4-6-3 ① ② 1-2f	2	0	1	0	0	0	0
						2	1	1	4	0	0	1
13 Nick Ahmed, R (1, 6) OBP: 0.200, SLG: 0.229		C FC 87 C SI 92 X SI 92 0-2 G4-1 ① 1-2	C SI 90 S CH 82 B CH 83 B SI 91 F FC 89 X SI 92 2-2 G6-3 ①	F FF 92 B FF 92 B FF 93 X FF 92 2-1 P4 ③	C SI 98 C SI 98 S SI 100 0-3 K ③	4	0	0	0	0	1	1
36 Wade Miley, L (1, 1) OBP: 0.186, SLG: 0.146 48 Randall Delgado, R (6, 1) 28 Nick Evans, R (7, PH) OBP: 0.238, SLG: 0.476 50 Evan Marshall, R (7, 1) 59 Oliver Pérez, L (8, 1) 9 Tuffy Gosewisch, R (9, PH) OBP: 0.259, SLG: 0.333		B SI 92 X FC 89 1-0 G4-3 ② 2-3	B SI 90 C SI 90 B SI 90 F SI 90 B FC 89 F SI 91 C SI 92 3-3 K ②	C FF 91 B SL 84 S FF 91 X FF 92 1-2 44 BB 6 1B 1B	F SI 96 B SI 96 F SI 96 B SL 83 X SI 98 2-2 6 DI 44 2B 1B	2	0	0	0	0	1	1
						0	0	0	0	0	0	0
						1	0	1	0	0	0	0
						0	0	0	0	0	0	0
						0	0	0	0	0	0	0
						1	1	1	0	0	0	0
Inning Stats	R: 0 E: 0 K: 1 S: 10 H: 2 LOB: 3 BB: 0 P: 16	R: 0 E: 0 K: 0 S: 11 H: 1 LOB: 1 BB: 0 P: 14	R: 0 E: 0 K: 1 S: 10 H: 1 LOB: 0 BB: 0 P: 18	R: 0 E: 0 K: 0 S: 5 H: 0 LOB: 0 BB: 0 P: 7	R: 0 E: 0 K: 2 S: 11 H: 0 LOB: 0 BB: 0 P: 18	R: 4 E: 0 K: 1 S: 18 H: 3 LOB: 0 BB: 1 P: 33	R: 0 E: 0 K: 3 S: 25 H: 2 LOB: 3 BB: 1 P: 32	R: 0 E: 0 K: 1 S: 9 H: 0 LOB: 0 BB: 1 P: 13	R: 1 E: 0 K: 2 S: 14 H: 2 LOB: 1 BB: 0 P: 19	1B: 7 2B: 4 3B: 0 HR: 1 SF: 0 SAC: 0 DP: 2 HBP: 1						

PITCHER		IP	WLS	BF	H	R	ER	SO	BB	IBB	HBP	BLK	WP	HR	S	P	ERA	WHIP
38 Kyle Kendrick, R ERA: 4.87	(1, 1)	5.2	W	24	6	3	3	5	1	0	1	0	0	0	61	99	4.76	1.235
59 Antonio Bastardo, L ERA: 3.45	(6, 1)	0.1		4	3	1	1	0	0	0	0	0	0	1	8	12	27.00	9.000
30 Justin De Fratus, R ERA: 2.51	(7, 1)	1.0	H	4	0	0	0	3	1	0	0	0	0	0	21	27	0.00	1.000
63 Jake Diekman, L ERA: 4.34	(8, 1)	2.0		8	2	1	1	3	1	0	0	0	0	0	23	32	4.50	1.500

PITCHER	IP	WLS	BF	H	R	ER	SO	BB	IBB	HBP	BLK	WP	HR	S	P	ERA	WHIP

TOP

Arizona Diamondbacks @ Philadelphia Phillies

Citizens Bank Park, Philadelphia, PA

Fri Jul 25 2014, 7:08 PM - 10:30 PM EDT

Att. 25,698 - Partly Cloudy - 83 F

livebaseballscorecards.com

AB	36
R	5
H	11
RBI	5
BB	3
SO	11
LOB	25

BOTTOM

Arizona Diamondbacks @ Philadelphia Phillies

Citizens Bank Park, Philadelphia, PA

Fri Jul 25 2014, 7:08 PM - 10:30 PM EDT

Att. 25,698 - Partly Cloudy - 83 F

livebaseballscorecards.com

Batter	1	2	3	4	5	6	7	8	9	AB	R	H	RBI	BB	SO	LOB
24 Grady Sizemore, L (1, 8) OBP: 0.305, SLG: 0.345	C FF 88 X SI 88 0-1 3 1B 26 BB 51 BB 1B	C FF 92 B FF 92 X FF 92 1-1 11 S 26 E 2B	S SL 80 B SI 91 D SL 82 B SL 81 F FF 92 X SL 82 3-2 ③ G4-3			C FF 94 B FF 94 B FF 94 F CH 85 B SI 94 X FF 95 3-2 ① L7		B SL 79 X FF 91 1-0 2-H 2B		5	2	3	1	0	0	1
11 Jimmy Rollins, S (1, 6) OBP: 0.322, SLG: 0.393	X FF 89 0-0 ① F7	B CH 82 C FF 93 B SL 87 B CH 84 T CH 84 X FF 92 3-2 ② G5-3 2-3		C CH 82 B SI 89 X SI 89 1-1 ① G5-3		C CU 79 S CH 87 B CH 87 B SI 95 F FF 95 X FF 93 2-2 ② P6		B SL 80 F FF 92 F FF 90 B SI 91 X FF 92 2-2 ① G6-3		5	0	0	0	0	0	3
26 Chase Utley, L (1, 4) OBP: 0.349, SLG: 0.430	1 SAFE B SL 87 B FF 90 B FF 90 B FF 90 4-0 51 BB 3 1B 9 G4-3 1-2 BB	C SI 91 B FF 91 X SL 87 1-1 E4 3-H 1B		B SL 82 C SL 84 F SI 89 B FF 92 B FF 93 S SL 82 3-3 ② K		C FF 94 C FF 93 F SI 93 B CH 87 F CH 87 F CH 87 B SI 94 F FF 94 S CU 80 2-3 ③ K		B FF 91 B SI 91 B SI 92 B FF 92 4-0 BB		3	1	1	1	2	2	0
3 Marlon Byrd, R (1, 9) OBP: 0.321, SLG: 0.480	D SL 84 X SI 90 1-0 9 G4-3 51 BB 1-2 2-3 1B	C FF 92 X FF 92 0-1 ③ G6-3		F CH 81 B CH 82 F CH 80 S SL 87 1-3 ③ K			C SL 83 X SI 95 0-1 51 G6-3 9 HR 2B	F FF 92 F SI 90 B SL 80 C SL 78 1-3 ② K		5	1	2	0	0	2	3
51 Carlos Ruiz, R (1, 2) OBP: 0.365, SLG: 0.359	B FF 93 C SI 92 D SI 93 C CH 84 F FF 94 D SL 86 B FF 94 4-2 9 G4-3 1-2 2-3 3-H BB		C CH 80 S SL 81 H SL 87 1-2 9 2B 18 SF8 HBP		C SI 88 B SL 88 B SI 89 F CH 82 C FF 91 2-3 ① K		B SI 95 F CH 86 X SI 95 1-2 ① G6-3 2-3	D SL 80 C SL 79 C SL 80 X FF 91 1-2 ③ P3		3	1	0	1	1	1	3
9 Domonic Brown, L (1, 7) OBP: 0.281, SLG: 0.341	B FF 94 B FF 95 S FF 95 F FF 95 X FF 95 2-2 ② G4-3 1-2 2-3 3-H		X FF 90 0-0 18 SF8 25 1B 1-3 2B		B SL 82 B SL 87 T SL 86 B FF 92 F SL 84 T SL 83 3-2 ② K		X CH 86 0-0 3-H HR			4	2	2	3	0	1	2
18 Darin Ruf, R (1, 3) OBP: 0.227, SLG: 0.368	D SL 84 B FF 93 C CH 85 B FF 94 C FF 95 F FF 94 B SL 85 4-2 BB		X FF 92 0-0 ① SF8 2-3 3-H		C SI 90 B CH 82 X CH 83 1-1 25 E 2B		C FF 95 B FF 95 S SL 85 B SL 87 S SI 94 2-3 ② K			2	1	1	1	1	1	0
25 Cody Asche, L (1, 5) OBP: 0.304, SLG: 0.390 63 Jake Diekman, R (8, 1)	X FF 94 0-0 ③ G4-1		X SL 86 0-0 3-H 1B		B FF 90 C SL 83 X SL 84 1-1 E1 2-H 1B		B SI 94 F SI 95 B SI 94 B CH 86 X SI 93 3-1 ③ G4-3			4 0 2 1 0 0 3 0 0 0 0 0 0 0						
38 Kyle Kendrick, R (1, 1) OBP: 0.091, SLG: 0.070 59 Antonio Bastardo, R (6, 1) 30 Justin De Fratus, S (7, 1) 4 Andrés Blanco, S (8, 5) OBP: 0.182, SLG: 0.273		C SI 90 S FF 92 B SL 86 F SL 84 X FF 92 1-2 ① F9	L CH 80 L SI 91 M CU 80 1 SAFE 0-3 ② K		F SI 91 D SL 85 F FF 92 S FF 92 1-3 ③ K			X FF 90 0-0 24 2B 2B		3 0 0 0 0 2 2 0 0 0 0 0 0 0 0 0 0 0 0 0 0 1 1 1 0 0 0 0						
Inning Stats	R: 2 E: 0 K: 0 S: 14 H: 2 LOB: 3 BB: 3 P: 29	R: 1 E: 1 K: 0 S: 13 H: 2 LOB: 1 BB: 0 P: 19	R: 2 E: 0 K: 1 S: 11 H: 2 LOB: 1 BB: 0 P: 15	R: 0 E: 0 K: 2 S: 8 H: 0 LOB: 0 BB: 0 P: 13	R: 1 E: 1 K: 3 S: 13 H: 2 LOB: 1 BB: 0 P: 21	R: 0 E: 0 K: 1 S: 14 H: 0 LOB: 0 BB: 0 P: 21	R: 2 E: 0 K: 1 S: 11 H: 2 LOB: 0 BB: 0 P: 17	R: 1 E: 0 K: 1 S: 11 H: 2 LOB: 2 BB: 1 P: 20		1B: 5 2B: 6 3B: 0 HR: 1 SF: 1 SAC: 0 DP: 0 HBP: 1						

	AB	35
	R	9
	H	12
	RBI	8
	BB	4
	SO	9
	LOB	17

WP: 0 PB: 0 SB: 1 CS: 0 PA: 41

PITCHER		IP	WLS	BF	H	R	ER	SO	BB	IBB	HBP	BLK	WP	HR	S	P	ERA	WHIP
36 Wade Miley, L ERA: 4.34	(1, 1)	5.0	L	27	8	6	5	6	3	0	1	0	0	0	59	97	9.00	2.200
48 Randall Delgado, R ERA: 5.01	(6, 1)	1.0		3	0	0	0	1	0	0	0	0	0	0	14	21	0.00	0.000
50 Evan Marshall, R ERA: 3.81	(7, 1)	1.0		5	2	2	2	1	0	0	0	0	0	1	11	17	18.00	2.000
59 Oliver Pérez, L ERA: 2.09	(8, 1)	1.0		6	2	1	1	1	1	0	0	0	0	0	11	20	9.00	3.000

PITCHER	IP	WLS	BF	H	R	ER	SO	BB	IBB	HBP	BLK	WP	HR	S	P	ERA	WHIP

Batter	1	2	3	4	5	6	7	8	9	10	AB	R	H	RBI	BB	SO	LOB
2 Aaron Hill, R (1, 4) OBP: 0.291, SLG: 0.389	C FF 90 B FF 90 F SL 80 X FC 86 1-2 14 BB 15 1B 1B	X SI 88 0-0 ②③ G6-4-3 1-2f		B CH 82 X CH 82 1-0 ② G6-3 2-3		L FF 90 S SL 81 D SL 81 D SL 82 B FF 92 H FF 92 4-2 14 2B HBP	B FF 97 S SL 86 X SL 87 1-1 ③ G4-3			C SL 82 1 SAFE C FF 91 1 SAFE X SL 84 0-2 14 SF8 28 HR 1-3 2B	3 2	2 1	1 1	0 0	0 0	0 0	2 1
14 Martín Prado, R (1, 5) OBP: 0.325, SLG: 0.383	C SI 88 B FF 88 B CH 83 F CH 83 B CH 84 B FF 90 4-2 15 1B 1-2 BB	C FF 88 C CU 73 X CU 73 0-2 HR	C SI 89 B SI 90 B SI 89 X SI 89 2-1 3-H 1B			C SL 80 B FF 90 F SL 80 F FF 91 X FF 91 1-2 44 G6-3 1-H 2-H 2B		C FF 96 F SL 86 S SL 87 0-3 ① K		D SL 84 C FF 92 X FF 92 1-1 ② SF8 2-3 3-H	4	1	3	5	1	1	0
44 Paul Goldschmidt, R (1, 3) OBP: 0.404, SLG: 0.554	B SI 89 C FC 86 B SI 90 B SI 90 S CH 84 S CH 84 3-3 ① K	B FF 89 B FF 90 B FF 90 B SI 89 4-0 17 1B 15 G5-3 BB	B CH 82 C FC 85 B FC 85 X SI 89 2-1 ③ G4-3			B FF 92 D SL 82 B SL 81 C SL 81 F SL 80 X CH 84 3-2 ① G6-3 2-3		S FF 98 S FF 99 B SL 89 C FF 98 1-3 ② K		I IN 71 I IN 73 I IN 74 I IN 71 4-0 28 HR IBB	4	1	0	0	2	2	4
15 Mark Trumbo, R (1, 7) OBP: 0.238, SLG: 0.395 29 Brad Ziegler, R (8, 1) 50 Evan Marshall, R (9, 1) 28 Nick Evans, R (10, PH) OBP: 0.273, SLG: 0.636 43 Addison Reed, L (10, 1)	S CH 82 X SI 89 0-1 8 HBP 1-3 2-H 1B	C SI 88 B FC 86 S CH 83 X CH 85 1-2 ① G5-3 1-2	B CH 82 B FC 84 X FF 89 2-0 9 F9 8 1B 1B	D CH 83 F CH 82 B FF 92 F FF 90 S SL 82 2-3 ② K		S SL 88 C SL 88 S SL 89 0-3 ③ K		B SL 82 F SL 84 B FF 91 D SL 83 F FF 91 X SL 84 3-2 1-H 3-H HR		5 0 0 0 1	0 0 0 0 1	2 0 0 0 1	1 0 0 3 1	0 0 0 0 0	2 0 0 0 0	2 0 0 0 0
17 Alfredo Marte, R (1, 9) OBP: 0.267, SLG: 0.467 59 Oliver Pérez, L (6, 1) 37 Matt Stites, L (7, 1) 6 David Peralta, L (8, 7) OBP: 0.345, SLG: 0.466	C SI 89 S CU 74 B FF 90 D CH 84 B FC 87 T CH 83 3-2 ② K	F SI 89 B SI 90 X FF 90 1-1 2-3 1B	F FC 85 F FC 83 C FF 89 0-3 ① K	C SL 81 S FF 92 B FF 94 F FF 91 F SL 79 S SL 80 1-3 ③ K		X FS 85 0-0 ① G3-1	X FF 90 0-0 ③ F7			4 0 0 2	0 0 0 0	1 0 0 0	0 0 0 0	0 0 0 0	3 0 0 0	4 0 0 0
8 Gerardo Parra, L (1, 8) OBP: 0.304, SLG: 0.362 (6, 9)	C SL 79 B CH 82 C FC 85 H CH 80 2-2 1-2 HBP	L FF 90 F FF 90 C SI 90 0-3 ② K	B FC 86 X FF 88 1-0 1-2 1B				C FF 92 F FF 93 B SL 83 B FF 95 X FF 94 2-2 13 SH2-4 9 1B 5 G6-3 1B		B FF 89 X FS 86 1-0 ② G4-3		4	1	2	0	0	1	2
9 Tuffy Gosewisch, R (1, 2) OBP: 0.254, SLG: 0.323	C CH 82 F FF 89 B CH 83 B FF 89 X SI 90 2-2 ③ P3	B SI 89 F SI 89 X CH 84 1-1 ③ F9	D CH 82 C SI 89 X FF 89 1-1 ② F9 2-3				1 SAFE X FF 93 0-0 5 G6-3 13 SH2-4 1-2 1B		C SL 80 F SL 79 C FF 91 0-3 ③ K		5	0	1	0	0	1	7
13 Nick Ahmed, R (1, 6) OBP: 0.205, SLG: 0.231		B FF 88 F FF 87 C SI 89 F CH 83 X SI 89 1-2 ① G6-3	X FF 88 0-0 2 G6-3 56 SH2-4 14 1B 1B	X CH 83 0-0 ③ F9			L SL 83 B SL 81 X FF 93 1-1 ① SH2-4 1-2 2-3			F FF 91 B FF 91 F FF 92 X FF 92 1-2 ① P6	4	1	1	0	0	0	2
55 Josh Collmenter, R (1, 1) OBP: 0.132, SLG: 0.111 56 Eury De La Rosa, L (3, 1) 5 Ender Inciarte, L (6, PH) OBP: 0.285, SLG: 0.303 (6, 8)		C FF 88 X FF 88 0-1 2 G6-4-3 1B	X FC 85 0-0 ① SH2-4 1-2			X FF 90 0-0 14 2B 2B	S SL 82 B SL 82 X SL 82 1-1 ② G6-3 2-3 3-H			X SL 82 0-0 1 2B 14 SF8 1B	1 0 3	0 0 2	1 0 2	0 0 1	0 0 0	0 0 0	0 0 1
Inning Stats	R: 1 E: 0 K: 2 S: 18 H: 2 LOB: 3 BB: 1 P: 33	R: 0 E: 0 K: 0 S: 7 H: 1 LOB: 0 BB: 0 P: 8	R: 1 E: 0 K: 1 S: 13 H: 2 LOB: 2 BB: 1 P: 20	R: 1 E: 0 K: 0 S: 7 H: 2 LOB: 1 BB: 0 P: 12	R: 0 E: 0 K: 1 S: 8 H: 2 LOB: 2 BB: 0 P: 12	R: 2 E: 0 K: 2 S: 18 H: 2 LOB: 1 BB: 0 P: 29	R: 1 E: 0 K: 0 S: 10 H: 2 LOB: 1 BB: 0 P: 15	R: 0 E: 0 K: 3 S: 9 H: 0 LOB: 0 BB: 0 P: 10	R: 0 E: 0 K: 1 S: 5 H: 0 LOB: 0 BB: 0 P: 6	R: 4 E: 0 K: 0 S: 13 H: 3 LOB: 0 BB: 1 P: 22	1B: 11 2B: 3 3B: 0 HR: 2 SF: 1 SAC: 2 DP: 1 HBP: 2						

TOP

Arizona Diamondbacks @ Philadelphia Phillies
Citizens Bank Park, Philadelphia, PA
Sat Jul 26 2014, 7:08 PM - 11:28 PM EDT
Att. 29,097 - Partly Cloudy - 83 F

livebaseballscorecards.com

AB	42
R	10
H	16
RBI	10
BB	3
SO	10
LOB	25

WP: 0 PB: 0 SB: 0 CS: 0 PA: 50

PITCHER		IP	WLS	BF	H	R	ER	SO	BB	IBB	HBP	BLK	WP	HR	S	P	ERA	WHIP
33 Cliff Lee, L ERA: 3.78	(1, 1)	5.0		26	9	3	3	4	2	0	1	0	0	1	53	85	5.40	2.200
30 Justin De Fratus, R ERA: 2.97	(6, 1)	1.0	H	6	2	2	2	2	0	0	1	0	0	0	18	29	18.00	2.000
43 Mario Hollands, L ERA: 3.71	(7, 1)	0.2	B	4	2	1	1	0	0	0	0	0	0	0	8	12	13.50	3.000
53 Ken Giles, R ERA: 1.04	(7, 1)	1.1		4	0	0	0	3	0	0	0	0	0	0	11	13	0.00	0.000
58 Jonathan Papelbon, R ERA: 1.87	(9, 1)	1.0		3	0	0	0	1	0	0	0	0	0	0	5	6	0.00	0.000

PITCHER		IP	WLS	BF	H	R	ER	SO	BB	IBB	HBP	BLK	WP	HR	S	P	ERA	WHIP
59 Antonio Bastardo, L ERA: 4.17	(10, 1)	1.0	L	7	3	4	4	0	0	1	0	0	0	1	13	22	36.00	3.000

BOTTOM

Arizona Diamondbacks @ Philadelphia Phillies

Citizens Bank Park, Philadelphia, PA

Sat Jul 26 2014, 7:08 PM - 11:28 PM EDT

Att. 29,097 - Partly Cloudy - 83 F

livebaseballscorecards.com

Batter	1	2	3	4	5	6	7	8	9	10	AB	R	H	RBI	BB	SO	LOB
24 Grady Sizemore, L (1, 8) (7, 7) OBP: 0.302, SLG: 0.341	B FC 83 B FC 83 C FC 84 F FC 84 F FC 85 S CH 78 ① 2-3 K	C CU 74 B FC 85 B FC 86 X FC 86 2-1 11 2B 26 1B 1-2 1B	B SL 82 B SI 87 F SI 88 B SI 87 F SI 87 X FF 89 ③ 3-2 F7		X FF 89 ② 0-0 FC3-2 1-2 3-H			B SI 85 B SI 85 X SI 86 ① 2-0 L1-6-3	B SI 94 D CH 86 X SI 94 ③ 2-0 G3-1		6	1	1	0	0	1	5
11 Jimmy Rollins, S (1, 6) OBP: 0.322, SLG: 0.397	B FC 85 C FC 84 F FC 84 B CU 74 X CH 78 2-2 26 1B 2B	B FC 85 C FC 86 D CU 75 C FC 86 X FC 87 2-2 26 1B 1-3 2-H 2B		C FF 88 F FF 89 X FF 89 ① 0-2 F8	C SI 89 F CH 76 F CH 76 F FF 90 S CU 75 ③ 0-3 K			C CH 78 B CH 78 F CH 78 F CU 74 X CU 75 ② 1-2 P3		C FF 90 C FF 90 B FF 90 S SL 85 ① 1-3 K	6	0	2	1	0	2	2
26 Chase Utley, L (1, 4) OBP: 0.355, SLG: 0.436	B FC 84 B CH 77 X FC 84 2-0 2-3 1B	C FC 85 B FC 84 X FC 86 1-1 6 G3-6-3 2-3 3-H 1B		B FF 89 B SL 84 B FF 89 B FF 90 4-0 6 1B BB		C SL 78 F FF 90 B SI 90 F SL 77 B SL 79 F SI 90 B FF 91 S SL 78 ① 3-3 K		B CH 78 B SI 86 C SI 85 F CH 78 B CU 74 H CU 74 4-2 6 BB HBP		C FF 92 B FF 92 S CH 84 F FF 92 F SL 84 F FF 92 B SL 86 B FF 92 X FF 91 3-2 2B	4	0	3	1	1	1	0
6 Ryan Howard, L (1, 3) OBP: 0.307, SLG: 0.378	C FF 84 B FC 84 B FC 84 F CH 79 S CH 79 ② 2-3 K	S CH 80 B CH 80 1 SAFE B FC 86 B FF 86 X CH 81 ② ③ 3-1 G3-6-3 1-2f		C FF 89 B FF 89 S CU 75 B CU 75 X SL 85 2-2 1-2 1B		B FF 91 X FF 90 1-0 1B		B SI 85 B SI 84 F SI 84 F CH 77 F CH 78 B CU 74 B CH 78 4-2 3 FC5-4 1-2 BB		F FF 91 C FF 92 D SL 83 F FF 92 F FF 92 F FF 91 S SL 84 ② 1-3 K	5	0	2	0	1	2	5
3 Marlon Byrd, R (1, 9) OBP: 0.319, SLG: 0.483	C FC 85 B FC 85 S FF 87 B FC 87 B FC 88 C CH 80 3-3 K		F CU 72 X FC 84 0-1 HR	F FF 89 B CH 76 S CH 77 X SL 85 1-2 F8		S SL 79 X FF 90 0-1 F8		S CU 73 B CU 73 X CH 77 1-1 FC5-4 1-2f		F FF 92 S SL 83 D SL 84 S SL 83 1-3 K	6	1	1	1	0	2	8
9 Domonic Brown, L (1, 7) OBP: 0.281, SLG: 0.340 53 Ken Giles, R (7, 1) 58 Jonathan Papelbon, R (9, 1) 17 Reid Brignac, L (9, PH) OBP: 0.347, SLG: 0.418 59 Antonio Bastardo, R (10, 1)		B FC 85 F FC 84 X FC 85 1-1 25 HR 1B	C CU 72 B CH 79 X CH 78 1-1 F9 ①	B SL 86 B CU 74 S SI 89 S SI 90 X SI 90 2-2 G4-3 ③		B SL 79 C SI 90 B SI 89 B SL 80 X SL 80 3-1 F8 ③			B SL 84 S SI 94 B SI 94 B SI 94 X SI 94 3-1 51 CS 1B		4 0 0 1 0	1 0 0 0 0	1 0 0 1 0	0 0 0 0 0	0 0 0 0 0	0 0 0 0 0	3 0 0 0 0
51 Carlos Ruiz, R (1, 2) OBP: 0.366, SLG: 0.368		B FF 85 C FC 85 X FC 85 1-1 P3 ①	B FC 85 X FC 85 1-0 33 1B 2B		C SI 88 X CH 76 0-1 25 G6-3 24 FC3-2 2B		B SL 85 F FF 94 X FF 94 1-1 F8 ①		S SL 85 B SI 94 X SI 94 1-1 G5-3 ① ② 1-2		5	1	2	0	0	0	2
25 Cody Asche, L (1, 5) OBP: 0.306, SLG: 0.400		1 SAFE 1 SAFE B FC 85 B FC 85 X CH 79 2-0 1-H HR	D CU 72 F FC 84 B FC 85 C FC 86 B FF 86 F FC 87 F FC 88 F FF 88 F CH 82 3-3 S CH 80 K ②		X SL 84 0-0 G6-3 2-3 ①		C FF 96 B FF 93 C FF 94 B SI 97 B SL 86 C FF 96 3-3 K ②		C SI 94 F SI 93 B SL 87 B SL 88 B CH 86 B CH 86 4-2 2 1B BB		4	1	1	2	1	2	2
33 Cliff Lee, L (1, 1) OBP: 0.261, SLG: 0.261 18 Darin Ruf, R (5, PH) OBP: 0.261, SLG: 0.368 30 Justin De Fratus, S (6, 1) 43 Mario Hollands, L (7, 1) 2 Ben Revere, L (7, 8) OBP: 0.316, SLG: 0.351		X FC 85 0-0 24 1B 11 2B 1B	X FC 88 0-0 2-H 1B		B SL 85 F SI 90 H SL 85 2-1 24 FC3-2 HBP		C FF 94 B FF 95 F FF 94 X FF 97 1-2 P6 ③		B SI 94 B SI 94 T SI 93 X SI 94 2-1 1-2 1B		2 0 0 0 2	1 0 0 0 0	2 0 0 0 1	1 0 0 0 0	0 0 0 0 0	0 0 0 0 0	0 0 0 0 0
Inning Stats	R: 0 E: 0 K: 3 S: 14 H: 2 LOB: 2 BB: 0 P: 25	R: 4 E: 0 K: 0 S: 15 H: 6 LOB: 1 BB: 0 P: 27	R: 2 E: 0 K: 1 S: 16 H: 3 LOB: 1 BB: 0 P: 24	R: 0 E: 0 K: 0 S: 12 H: 1 LOB: 2 BB: 1 P: 21	R: 0 E: 0 K: 1 S: 10 H: 1 LOB: 2 BB: 0 P: 12	R: 0 E: 0 K: 1 S: 10 H: 1 LOB: 1 BB: 0 P: 17	R: 0 E: 0 K: 1 S: 8 H: 0 LOB: 0 BB: 0 P: 13	R: 0 E: 0 K: 0 S: 12 H: 0 LOB: 2 BB: 1 P: 24	R: 0 E: 0 K: 0 S: 9 H: 2 LOB: 2 BB: 1 P: 21	R: 0 E: 0 K: 3 S: 18 H: 1 LOB: 1 BB: 0 P: 24	1B: 10 2B: 5 3B: 0 HR: 2	SF: 0 SAC: 0 DP: 1 HBP: 2					

	AB	45
	R	6
	H	17
	RBI	6
	BB	3
	SO	10
	LOB	27

WP: 0 PB: 0 SB: 0 CS: 1 PA: 50

PITCHER	IP	WLS	BF	H	R	ER	SO	BB	IBB	HBP	BLK	WP	HR	S	P	ERA	WHIP
55 Josh Collmenter, R (1, 1) ERA: 4.03	2.2		18	11	6	6	4	0	0	0	0	0	2	42	70	20.25	4.125
56 Eury De La Rosa, L (3, 1) ERA: 1.64	2.1		11	2	0	0	1	1	0	1	0	0	0	25	39	0.00	1.286
59 Oliver Pérez, L (6, 1) ERA: 2.04	1.0		4	1	0	0	1	0	0	0	0	0	0	10	17	0.00	1.000
37 Matt Stites, R (7, 1) ERA: 6.14	1.0		3	0	0	0	1	0	0	0	0	0	0	8	13	0.00	0.000
29 Brad Ziegler, R (8, 1) ERA: 2.79	1.0		5	0	0	0	0	1	0	1	0	0	0	12	24	0.00	1.000

PITCHER	IP	WLS	BF	H	R	ER	SO	BB	IBB	HBP	BLK	WP	HR	S	P	ERA	WHIP
50 Evan Marshall, R (9, 1) ERA: 3.67	1.0	W	5	2	0	0	0	1	0	0	0	0	0	9	21	0.00	3.000
43 Addison Reed, R (10, 1) ERA: 3.89	1.0		4	1	0	0	3	0	0	0	0	0	0	18	24	0.00	1.000

Batter	1	2	3	4	5	6	7	8	9	AB	R	H	RBI	BB	SO	LOB
5 Ender Inciarte, L (1, 8) OBP: 0.284, SLG: 0.308	C SI 88 X SI 91 0-1 ① L8		C CH 84 X FF 92 0-1 ① L8			X SI 92 0-0 6 G1-3 44 SF9 2B		D SL 87 X FF 96 1-0 ②③ G1-6-3 1-2f		4	1	1	0	0	0	1
6 David Peralta, L (1, 7) OBP: 0.349, SLG: 0.467	B SI 91 C CH 83 X CH 84 1-1 1B		B SI 92 B CH 84 X SI 92 2-0 ② G4-3			F SI 92 F SI 91 D SL 86 B SI 93 X CH 84 2-2 ① G1-3 2-3			C FS 85 X FF 88 0-1 26 1B 1B	4	0	2	0	0	0	1
44 Paul Goldschmidt, R (1, 3) OBP: 0.400, SLG: 0.550	B FF 89 X SI 88 1-0 ② F8		B SI 93 C SI 92 B SL 86 X SI 93 2-1 ③ G4-3			B SI 92 B SI 92 X SI 93 2-0 ② SF9 3-H			C FF 90 S SL 80 S FF 90 0-3 ① K	3	0	0	1	0	1	2
26 Miguel Montero, L (1, 2) OBP: 0.343, SLG: 0.404	B SI 89 X CH 82 1-0 ③ G1-4			B CH 84 S SI 92 F SI 92 S CH 85 1-3 ① K		S CH 84 B SI 92 X CH 85 1-1 ③ G3			C FF 90 B FS 84 S FF 90 X FF 91 1-2 14 G6-3 1-2 1B	4	0	1	0	0	1	1
14 Martín Prado, R (1, 5) OBP: 0.325, SLG: 0.382		C FF 90 B SL 86 F SI 91 B CH 85 X SI 91 2-2 8 FC3-6 1B		B SI 92 C SI 92 B SL 88 C SI 92 X CH 85 2-2 ② L8			B SI 91 X SI 90 1-0 ① F7		C FF 90 X SI 80 0-1 ②③ G6-3 1-2f	4	0	1	0	0	0	2
8 Gerardo Parra, L (1, 9) OBP: 0.302, SLG: 0.359		F SI 89 X CH 83 0-1 ① FC3-6 1 G2-3 13 2B 1-2f		B CH 86 F SI 93 F SI 93 X SL 86 1-2 ③ G6-3			S SI 92 X SI 92 0-1 ② G4-3			3	1	0	0	0	0	1
1 Didi Gregorius, L (1, 4) OBP: 0.325, SLG: 0.404		B SI 90 B SI 88 C SI 87 B CH 84 F SI 90 X CH 83 3-2 ② G2-3 1-2			C SI 91 B SI 92 F SI 92 X CH 84 1-2 ① G5-3		X SI 93 0-0 ③ G6-3			3	0	0	0	0	0	1
13 Nick Ahmed, R (1, 6) OBP: 0.214, SLG: 0.262		B SI 91 B CH 86 C SL 86 F SI 90 D CH 84 X SL 84 3-2 2-H 2B			F SI 90 X SI 92 0-1 ② G6-3			B FF 96 S FF 96 F FF 97 B SL 88 F FF 98 S SL 87 2-3 ① K		3	0	1	1	0	1	0
54 Vidal Nuño, L (1, 1) 37 Matt Stites, L (7, 1) 28 Nick Evans, R (8, PH) OBP: 0.304, SLG: 0.636 48 Randall Delgado, R (8, 1)		X SI 91 0-0 ③ G4-3			X SI 92 0-0 ③ F7			B SL 87 B FF 98 B FF 96 B FF 95 4-0 5 G1-6-3 BB		2 0 0 0	0 0 0 0	0 0 0 0	0 0 1 0	0 0 0 0	0 0 0 0	1 0 0 0
Inning Stats	R: 0 E: 0 K: 0 S: 6 H: 1 LOB: 1 BB: 0 P: 9	R: 1 E: 0 K: 0 S: 12 H: 2 LOB: 1 BB: 0 P: 20	R: 0 E: 0 K: 0 S: 5 H: 0 LOB: 0 BB: 0 P: 9	R: 0 E: 0 K: 1 S: 9 H: 0 LOB: 0 BB: 0 P: 13	R: 0 E: 0 K: 0 S: 6 H: 0 LOB: 0 BB: 0 P: 7	R: 1 E: 0 K: 0 S: 7 H: 1 LOB: 0 BB: 0 P: 12	R: 0 E: 0 K: 0 S: 4 H: 0 LOB: 0 BB: 0 P: 5	R: 0 E: 0 K: 1 S: 5 H: 0 LOB: 0 BB: 1 P: 12	R: 0 E: 0 K: 1 S: 10 H: 2 LOB: 1 BB: 0 P: 11	1B: 4 2B: 2 3B: 0 HR: 0 SF: 1 SAC: 0 DP: 2 HBP: 0						

PITCHER		IP	WLS	BF	H	R	ER	SO	BB	IBB	HBP	BLK	WP	HR	S	P	ERA	WHIP
27 Roberto Hernandez, R ERA: 4.14	(1, 1)	7.0	W	25	4	2	2	1	0	0	0	0	0	0	49	75	2.57	0.571
53 Ken Giles, R ERA: 0.98	(8, 1)	1.0	H	3	0	0	0	1	1	0	0	0	0	0	5	12	0.00	1.000
58 Jonathan Papelbon, R ERA: 1.83	(9, 1)	1.0	S	4	2	0	0	1	0	0	0	0	0	0	10	11	0.00	2.000

PITCHER	IP	WLS	BF	H	R	ER	SO	BB	IBB	HBP	BLK	WP	HR	S	P	ERA	WHIP

TOP

Arizona Diamondbacks @ Philadelphia Phillies

Citizens Bank Park, Philadelphia, PA

Sun Jul 27 2014, 1:38 PM - 4:08 PM EDT

Att. 31,514 - Partly Cloudy - 90 F

livebaseballscorecards.com

AB	30
R	2
H	6
RBI	2
BB	1
SO	3
LOB	10

1B: 4	SF: 1
2B: 2	SAC: 0
3B: 0	DP: 2
HR: 0	HBP: 0

WP: 0	PA: 32
PB: 0	
SB: 0	
CS: 0	

Batter	1	2	3	4	5	6	7	8	9	AB	R	H	RBI	BB	SO	LOB
2 Ben Revere, L (1, 8) OBP: 0.315, SLG: 0.352	B FF 89 C FF 89 F FF 89 B FF 92 X FF 90 2-2 ① F7		C SL 84 X CU 78 0-1 ② G3		C SL 85 B FF 89 X FF 90 1-1 ③ G6-3		S SL 82 F SL 85 B FF 91 X FF 91 1-2 E2 1-H 2B			4	0	1	0	0	0	0
11 Jimmy Rollins, S (1, 6) OBP: 0.321, SLG: 0.396	C SI 89 B CH 84 F SL 79 X FF 91 1-2 ② P4		B CH 83 B CH 84 C SI 90 C FF 91 F CU 77 B SL 84 X CU 78 3-2 1B			B SI 88 C CU 77 B FF 90 X SI 88 2-1 ① G5-3	B CH 86 B FF 92 B FF 93 C FF 94 X FF 94 3-1 ③ G3			4	0	1	0	0	0	1
26 Chase Utley, L (1, 4) OBP: 0.354, SLG: 0.433	B FF 91 B SL 86 C FF 91 B FF 91 B FF 91 4-1 6 HR BB		C SL 82 B FF 91 X FF 90 1-1 ③ F8			C FF 91 C FF 91 F SL 85 X FF 90 0-2 ② G3		F FF 94 F SI 94 B FF 95 B FF 95 S CH 88 2-3 ① K		3	1	0	0	1	1	1
6 Ryan Howard, L (1, 3) OBP: 0.309, SLG: 0.385	X FF 90 0-0 ① 1-H HR			X SL 82 0-0 ① G3-1		C FF 92 F FF 90 B FF 90 B SL 84 B SL 84 B SL 83 4-2 3 E BB		B FF 95 C FF 95 S FF 95 B SI 94 C FF 96 2-3 ② K		3	2	1	2	1	1	0
3 Marlon Byrd, R (1, 9) OBP: 0.316, SLG: 0.478	C FF 90 F CH 85 B CU 78 B SL 84 X CU 78 2-2 ③ F7			C FF 90 B FF 91 X SI 89 1-1 ② G6-3		S SL 84 T FF 88 B FF 90 D CU 76 B CU 77 F FF 90 X FF 90 3-2 E4 1-H		S SL 83 S SL 85 B SL 85 B SI 92 T FF 96 2-2 ③ K		4	0	0	0	0	1	0
18 Darin Ruf, R (1, 7) OBP: 0.269, SLG: 0.333 53 Ken Giles, R (8, 1) 58 Jonathan Papelbon, R (9, 1)		B FF 89 C SL 84 B SI 89 X CH 83 2-1 ① F8		B CU 78 B CH 84 B SL 83 B SI 88 4-0 BB			F SL 82 B FF 89 X FF 88 1-1 ③ G5-3			2 0 0	0 0 0	0 0 0	0 0 0	1 0 0	0 0 0	1 0 0
25 Cody Asche, L (1, 5) OBP: 0.302, SLG: 0.395		B SL 84 C SL 85 C FF 90 X FF 90 1-2 ② L8		X SL 85 0-0 ③ F7			C FF 89 C FF 89 C FF 89 0-3 ① K			3	0	0	0	0	1	1
21 Wil Nieves, R (1, 2) OBP: 0.302, SLG: 0.452		F SI 89 F SL 84 B SL 79 X CU 77 1-2 ③ G5-3			S CH 82 T FF 89 F FF 90 F SL 82 F CU 75 B FF 89 B FF 90 F CU 77 S CH 83 2-3 ① K		C CH 83 F FF 90 F FF 90 X FF 89 0-2 2 2B 2 E 1B			3	1	1	0	0	1	0
27 Roberto Hernandez, R (1, 1) OBP: 0.059, SLG: 0.059 9 Domonic Brown, L (7, PH) OBP: 0.280, SLG: 0.339 (8, 7)			C SI 89 S FF 90 F FF 90 S CU 76 0-3 ① K		F FF 90 S CU 72 B CU 73 S CU 75 1-3 ② K		F FF 90 B SL 82 1 SAFE B SL 83 S SL 82 F FF 89 B CU 78 1 SAFE F SL 83 3-3 ② K			2 1	0 0	0 0	0 0	0 0	2 1	0 1
Inning Stats	R: 2 E: 0 K: 0 S: 11 H: 1 LOB: 0 BB: 1 P: 20	R: 0 E: 0 K: 0 S: 8 H: 0 LOB: 0 BB: 0 P: 12	R: 0 E: 0 K: 1 S: 12 H: 1 LOB: 1 BB: 0 P: 16	R: 0 E: 0 K: 0 S: 4 H: 0 LOB: 1 BB: 1 P: 9	R: 0 E: 0 K: 2 S: 12 H: 0 LOB: 0 BB: 0 P: 16	R: 1 E: 1 K: 0 S: 14 H: 0 LOB: 1 BB: 1 P: 24	R: 1 E: 1 K: 2 S: 18 H: 2 LOB: 1 BB: 0 P: 25	R: 0 E: 0 K: 3 S: 9 H: 0 LOB: 0 BB: 0 P: 15		1B: 2 2B: 1 3B: 0 HR: 1 SF: 0 SAC: 0 DP: 0 HBP: 0						

PITCHER	IP	WLS	BF	H	R	ER	SO	BB	IBB	HBP	BLK	WP	HR	S	P	ERA	WHIP
54 Vidal Nuño, L (1, 1) ERA: 4.97	6.2	L	28	4	4	2	5	3	0	0	0	0	1	77	117	2.70	1.050
37 Matt Stites, R (7, 1) ERA: 6.0	0.1		1	0	0	0	0	0	0	0	0	0	0	2	5	0.00	0.000
48 Randall Delgado, R (8, 1) ERA: 4.91	1.0		3	0	0	0	3	0	0	0	0	0	0	9	15	0.00	0.000

PITCHER	IP	WLS	BF	H	R	ER	SO	BB	IBB	HBP	BLK	WP	HR	S	P	ERA	WHIP

BOTTOM

Arizona Diamondbacks @ Philadelphia Phillies

Citizens Bank Park, Philadelphia, PA

Sun Jul 27 2014, 1:38 PM - 4:08 PM EDT

Att. 31,514 - Partly Cloudy - 90 F

livebaseballscorecards.com

AB	29
R	4
H	4
RBI	2
BB	3
SO	8
LOB	5

PA: 32

WP: 0
PB: 0
SB: 0
CS: 0

Philadelphia Phillies @ New York Mets

Citi Field, Flushing, NY

Mon Jul 28 2014, 7:13 PM - 10:05 PM EDT

Att. 26,525 - Partly Cloudy - 82 F

TOP

livebaseballscorecards.com

Batter	1	2	3	4	5	6	7	8	9	AB	R	H	RBI	BB	SO	LOB
2 Ben Revere, L (1, 8) OBP: 0.316, SLG: 0.353	C SI 87 C FF 89 B FF 90 F SI 89 F FF 90 B FF 90 C SI 89 2-3 ① K		C SI 86 B SI 88 X FF 92 1-1 ③ 11 FC1-6 1B		C SI 87 B CH 81 X SI 88 1-1 ③ L9		F SI 86 C SI 86 X SI 86 0-2 ② F8		B SI 92 C SL 84 X SI 91 1-1 3 1B 1-2 1B	5	0	2	0	0	1	1
11 Jimmy Rollins, S (1, 6) OBP: 0.320, SLG: 0.392	B SI 86 B SI 87 C SI 87 X SI 86 2-1 ② P5		1 SAFE C SL 81 X SL 80 0-1 ② FC1-6 3 1B 1-2f			C SI 84 B SI 87 B SI 87 C SI 87 F FF 91 B SI 88 B SI 88 4-2 51 1B 3 1B BB	X SI 86 0-0 ③ G4-3		B FF 98 X FF 95 1-0 ② F8	4	0	0	0	1	0	4
3 Marlon Byrd, R (1, 9) OBP: 0.321, SLG: 0.482	X SI 87 0-0 1B		F SL 80 B CH 80 S SI 85 X SL 82 1-2 1-3 1B			B SI 87 X SL 82 1-0 51 1B 1-2 1B		C SI 87 F FF 90 B SI 89 F FF 91 X SI 88 1-2 ① G6-3	C FF 96 B FF 97 X FF 96 1-1 1-2 2-3 1B	5	0	4	0	0	0	0
6 Ryan Howard, L (1, 3) OBP: 0.306, SLG: 0.380	1 SAFE C SL 80 B SI 85 X SI 85 1-1 ③ G6-3		C FF 92 B SI 89 X FF 91 1-1 ③ G6-3			C SI 88 B FF 90 F SL 82 B SI 89 X FF 88 2-2 ① F7		S FF 90 B FF 91 B SI 87 X SI 87 2-1 ② F7	B CU 82 F FF 95 F FF 95 B CU 84 S FF 95 2-3 ③ K	5	0	0	0	0	1	8
9 Domonic Brown, L (1, 7) OBP: 0.280, SLG: 0.341		F SI 85 B FF 89 F FF 89 C FF 90 1-3 ① K	F SI 86 B SI 87 B SL 80 F SL 82 F SL 80 B SL 81 X SI 89 3-2 ① F9			F SI 88 C FF 91 X SI 88 0-2 ② F6		B SI 88 X FF 92 1-0 51 2B 2B		4	1	1	0	0	1	2
51 Carlos Ruiz, R (1, 2) OBP: 0.375, SLG: 0.382		C SI 86 B FF 89 X SI 88 1-1 1B	C FF 89 X CH 81 0-1 25 G4-6-3 1B			B SI 87 C SI 87 X FF 91 1-1 1-2 2-3 1B		C SI 88 B FF 91 B SI 89 F SI 89 X SL 84 2-2 2-H 2B		4	0	4	1	0	0	0
25 Cody Asche, L (1, 5) OBP: 0.299, SLG: 0.390 43 Mario Hollands, L (6, 1) 24 Grady Sizemore, L (8, PH) OBP: 0.302, SLG: 0.341 18 Darin Ruf, R (8, PH) OBP: 0.259, SLG: 0.318 48 Phillippe Aumont, L (8, 1)		B SI 86 F SI 86 B SI 86 C SI 86 X SI 87 2-2 ② F9	X SI 85 0-0 ② ③ G4-6-3 1-2f			S FF 92 F FF 91 F FF 91 S FF 91 0-3 ③ K		B FF 93 T FF 94 S SL 88 B SL 83 F FF 95 X SL 87 2-2 ③ G5-3		3 0 0 1 0	0 0 0 0 0	0 0 0 0 0	0 0 0 0 0	0 0 0 0 0	1 0 0 0 0	5 0 0 1 0
17 Reid Brignac, L (1, 4) OBP: 0.329, SLG: 0.394 (6, 5)		B SI 86 C SI 86 S SI 87 F SI 87 B SI 86 S FF 91 2-3 ③ K			S SL 79 F SL 81 F FF 91 F FF 91 C SI 88 0-3 ① K		X CH 80 0-0 ① P5		F SI 91 B SI 91 B FF 88 B SI 92 F SI 91 X SI 92 3-2 ① G3-1	4	0	0	0	0	2	1
34 A.J. Burnett, R (1, 1) OBP: 0.188, SLG: 0.196 4 Andrés Blanco, S (6, 4) OBP: 0.308, SLG: 0.385			C FF 87 C FF 89 B FF 90 C SI 87 1-3 ① K		S FF 90 C FF 90 X SI 87 0-2 ② P2		C CH 80 C SI 87 F SI 88 B FF 91 F FF 91 X FF 92 1-2 1B		C SI 91 F SI 92 X SI 92 0-2 3 1B 2 1B 1B	2 2	0 0	0 2	0 0	0 0	1 0	0 0

Inning Stats	1	2	3	4	5	6	7	8	9
	R: 0 E: 0 K: 1 S: 10	R: 0 E: 0 K: 2 S: 12	R: 0 E: 0 K: 1 S: 12	R: 0 E: 0 K: 0 S: 7	R: 0 E: 0 K: 1 S: 10	R: 0 E: 0 K: 1 S: 16	R: 0 E: 0 K: 0 S: 10	R: 1 E: 0 K: 0 S: 14	R: 0 E: 0 K: 1 S: 14
	H: 1 LOB: 1 BB: 0 P: 15	H: 1 LOB: 1 BB: 0 P: 18	H: 2 LOB: 2 BB: 0 P: 16	H: 1 LOB: 0 BB: 0 P: 10	H: 0 LOB: 0 BB: 0 P: 11	H: 2 LOB: 3 BB: 1 P: 24	H: 1 LOB: 1 BB: 0 P: 11	H: 2 LOB: 1 BB: 0 P: 22	H: 3 LOB: 3 BB: 0 P: 22

1B: 11 2B: 2 3B: 0 HR: 0	SF: 0 SAC: 0 DP: 1 HBP: 0	WP: 0 PB: 0 SB: 0 CS: 0	PA: 40
---	---	---	---

PITCHER		IP	WLS	BF	H	R	ER	SO	BB	IBB	HBP	BLK	WP	HR	S	P	ERA	WHIP
40 Bartolo Colon, R ERA: 3.88	(1, 1)	7.2	W	33	10	1	1	6	1	0	0	0	0	0	87	121	1.17	1.435
66 Josh Edgin, L ERA: 1.59	(8, 1)	0.1		1	0	0	0	0	0	0	0	0	0	0	4	6	0.00	0.000
61 Dana Eveland, L ERA: 2.0	(9, 1)	0.1		3	2	0	0	0	0	0	0	0	0	0	8	12	0.00	6.000
38 Vic Black, R ERA: 1.88	(9, 1)	0.2		3	1	0	0	1	0	0	0	0	0	0	6	10	0.00	1.500

PITCHER		IP	WLS	BF	H	R	ER	SO	BB	IBB	HBP	BLK	WP	HR	S	P	ERA	WHIP

AB	39
R	1
H	13
RBI	1
BB	1
SO	7
LOB	22

BOTTOM

Batter	1	2	3	4	5	6	7	8	9	AB	R	H	RBI	BB	SO	LOB
3 Curtis Granderson, L (1, 9) OBP: 0.338, SLG: 0.411	F SI 91 B KC 81 C SI 91 B KC 82 F KC 82 F KC 82 B KC 83 F SI 93 F SI 92 4-2 B SI 82 28 2B BB	B KC 80 B CH 86 F SI 92 X CH 87 2-1 G4-3 ②		B CH 87 C SI 92 B SI 91 X SI 92 2-1 P5 ③		B SL 83 S FF 94 B FF 94 X FF 93 2-1 G4-3 ②				3	1	0	0	1	0	1
28 Daniel Murphy, L (1, 4) OBP: 0.343, SLG: 0.420	F SI 91 1 SAFE B SI 94 1 SAFE X FF 92 1-1 5 G4-3 21 1B 1-H 2B	X SI 91 0-0 2B			X CH 86 0-0 ① G4-3	B FF 93 F FF 94 F FF 94 S SL 83 1-3 ③ K				4	1	2	1	0	1	0
5 David Wright, R (1, 5) OBP: 0.336, SLG: 0.396	B SI 92 X SI 92 1-0 ① G4-3 2-3	C SI 92 B KC 82 C KC 83 S KC 84 1-3 ③ K			S KC 82 X KC 80 0-1 ② F9		X FF 90 0-0 ① G6-3			4	0	0	0	0	1	2
21 Lucas Duda, L (1, 3) OBP: 0.358, SLG: 0.498	S KC 84 B KC 83 S KC 83 X KC 82 1-2 7 2B 12 2B 3-H 1B		S KC 81 C SI 91 B SI 91 F KC 82 C SI 92 1-3 ① K		B KC 81 B SI 92 B CH 86 B CH 87 4-0 1 1B 7 HR BB		C FF 93 B SL 83 X FF 93 1-1 ② F8			3	2	1	1	1	1	0
1 Chris Young, R (1, 7) OBP: 0.294, SLG: 0.368	C KC 82 B SI 92 B SI 92 F KC 83 F SI 93 X KC 82 2-2 ② F7		X SI 92 0-0 ② L8		B KC 80 X SI 91 1-0 7 HR 1-2 1B		S CH 82 X CH 85 0-1 ③ G6-3			4	1	1	0	0	0	1
7 Travis d'Arnaud, R (1, 2) OBP: 0.298, SLG: 0.379	X SI 93 0-0 12 2B 1-3 2B		C KC 81 B KC 83 S KC 82 B SI 92 F KC 82 C KC 82 2-3 ③ K		X KC 81 0-0 1-H 2-H HR			C SI 95 B SL 90 S CU 82 B SI 95 X CU 83 2-2 2B		4	2	3	3	0	1	0
12 Juan Lagares, R (1, 8) OBP: 0.306, SLG: 0.375	C SI 93 F SI 93 F KC 83 X SI 92 0-2 2-H 3-H 2B			B KC 80 C KC 81 X SI 91 1-1 E3 40 SH1-4	B SI 91 C KC 81 X CH 87 1-1 11 WP 1B			B SI 94 F SI 95 X SL 90 1-1 ① G6-3		4	0	2	2	0	0	1
11 Rubén Tejada, R (1, 6) OBP: 0.351, SLG: 0.281	B SI 94 D SI 94 X SI 92 2-0 ③ G5-3			B KC 80 B SI 92 X SI 92 2-0 ① F9	B SI 92 S CH 86 B SI 91 X SI 90 2-1 ③ F9 1-2			S SL 90 B SL 90 B SL 89 D SI 94 B SI 94 4-1 53 G4-6-3 BB		3	0	0	0	1	0	3
40 Bartolo Colon, R (1, 1) OBP: 0.049, SLG: 0.073 66 Josh Edgin, R (8, 1) 53 Bobby Abreu, L (8, PH) OBP: 0.336, SLG: 0.342 61 Dana Eveland, L (9, 1) 38 Vic Black, R (9, 1)		B SI 89 B SI 88 C FF 89 C SI 90 B SI 90 C SI 90 3-3 ① K		L SI 90 X SI 90 0-1 ② SH1-4 1-2		C FF 92 X FF 93 0-1 ① G4-3		B SI 95 X SI 94 1-0 ②③ G4-6-3 1-2f		2 0 1 0 0	0 0 0 0 0	0 0 0 0 0	0 0 0 0 0	1 0 0 0 0	0 0 2 0 0	0 0 0 0 0
Inning Stats	R: 4 E: 0 K: 0 S: 22 H: 4 LOB: 1 BB: 1 P: 33	R: 0 E: 0 K: 2 S: 9 H: 1 LOB: 1 BB: 0 P: 15	R: 0 E: 0 K: 2 S: 9 H: 0 LOB: 0 BB: 0 P: 12	R: 0 E: 1 K: 0 S: 7 H: 0 LOB: 1 BB: 0 P: 12	R: 3 E: 0 K: 0 S: 9 H: 3 LOB: 1 BB: 1 P: 17	R: 0 E: 0 K: 1 S: 7 H: 0 LOB: 0 BB: 0 P: 10	R: 0 E: 0 K: 0 S: 5 H: 0 LOB: 0 BB: 0 P: 6	R: 0 E: 0 K: 0 S: 7 H: 1 LOB: 1 BB: 1 P: 15		1B: 3 2B: 5 3B: 0 HR: 1	SF: 0 SAC: 1 DP: 1 HBP: 0					

PITCHER		IP	WLS	BF	H	R	ER	SO	BB	IBB	HBP	BLK	WP	HR	S	P	ERA	WHIP
34 A.J. Burnett, R ERA: 4.15	(1, 1)	5.0	L	26	8	7	7	4	2	0	0	0	1	1	56	89	12.60	2.000
43 Mario Hollands, L ERA: 3.5	(6, 1)	2.0		6	0	0	0	1	0	0	0	0	0	0	12	16	0.00	0.000
48 Phillippe Aumont, R ERA: 13.5	(8, 1)	1.0		4	1	0	0	0	1	0	0	0	0	0	7	15	0.00	2.000

PITCHER	IP	WLS	BF	H	R	ER	SO	BB	IBB	HBP	BLK	WP	HR	S	P	ERA	WHIP

Philadelphia Phillies @ New York Mets

Citi Field, Flushing, NY

Mon Jul 28 2014, 7:13 PM - 10:05 PM EDT

Att. 26,525 - Partly Cloudy - 82 F

livebaseballscorecards.com

AB	32
R	7
H	9
RBI	7
BB	3
SO	5
LOB	10

WP: 1 PA: 36
PB: 0
SB: 0
CS: 0

Philadelphia Phillies @ New York Mets

Citi Field, Flushing, NY

Tue Jul 29 2014, 7:11 PM - 9:47 PM EDT

Att. 27,069 - Cloudy - 75 F

TOP

livebaseballscorecards.com

Batter	1	2	3	4	5	6	7	8	9	AB	R	H	RBI	BB	SO	LOB
2 Ben Revere, L (1, 8) OBP: 0.320, SLG: 0.357	C FF 88 F CH 82 B CH 84 F SI 91 X SI 90 1-2 ① G1-3		C KC 72 C CH 82 X KC 71 0-2 ② G3		B FF 90 X SI 90 1-0 1B		C KC 72 B CH 83 F CH 82 H FF 90 2-2 11 WP 26 HR HBP		F SI 87 F SI 91 F SI 87 B FF 90 X FF 92 1-2 2B	4	1	2	0	0	0	0
11 Jimmy Rollins, S (1, 6) OBP: 0.321, SLG: 0.398	C KC 74 S KC 75 X CH 83 0-2 ② G3		C FC 88 C SI 90 X CH 84 0-2 HR		B SI 90 C SI 89 D KC 74 F SI 90 F KC 74 F SI 91 X SI 91 2-2 ② F6		B SI 90 B SI 89 C KC 73 B KC 73 B KC 72 4-1 26 HR BB 1-2 2-3		C FF 90 X SI 91 0-1 ③ F7	4	2	1	1	1	0	3
26 Chase Utley, L (1, 4) OBP: 0.353, SLG: 0.439	B SI 90 X SI 91 1-0 ③ G4-3		C SI 89 B SL 83 X SL 82 1-1 ③ L9		B KC 74 B KC 73 X CH 83 2-0 ③ F8		B SL 86 C SL 84 B CU 80 C FF 93 F FF 93 F CU 80 X FF 94 2-2 HR 1-H 2-H 3-H			4	1	1	4	0	0	2
6 Ryan Howard, L (1, 3) OBP: 0.305, SLG: 0.377		C SL 81 B KC 72 X CH 82 1-1 ① G4-3		C SI 89 B SL 82 B CH 82 B SI 90 C SI 90 F SI 91 B FF 91 4-2 51 G5-4-3 BB		F FF 88 C SI 88 T CH 82 0-2 ① K	B SL 88 B FF 92 B FF 93 C FF 92 X FF 92 3-1 ③ G4-3			3	0	0	0	1	1	0
51 Carlos Ruiz, R (1, 2) OBP: 0.373, SLG: 0.380		X FF 89 0-0 9 E 1B		B SI 90 C SI 90 B SI 90 C FF 90 F FF 90 B KC 75 X SI 91 3-2 ①② G5-4-3 1-2f		B KC 73 B SI 89 B SI 89 C FF 89 X FF 89 3-1 ② G4-3		S FF 88 F FF 91 F SL 85 B FF 91 F FF 90 X FF 91 1-2 ① G4-3		4	0	1	0	0	0	1
24 Grady Sizemore, L (1, 9) OBP: 0.301, SLG: 0.352		C KC 73 B KC 73 F CH 83 S SI 90 1-3 ② K		B FF 90 F SI 91 F SL 81 F SI 91 X SL 83 1-2 HR		B KC 73 S CH 82 X CH 83 1-1 ③ G4-3		C CU 72 C SI 91 B FF 91 C FF 92 1-3 ② K		4	1	1	1	0	2	1
9 Domonic Brown, L (1, 7) OBP: 0.280, SLG: 0.340		S SI 91 B SI 91 B KC 74 F SI 91 X KC 75 2-2 E4 1-2		X SI 90 0-0 ③ F8			C FF 88 C FF 88 B SL 80 X CH 81 1-2 11 WP 35 SH5-4 26 HR 1B	F SI 90 F SI 92 B FF 92 B FF 92 F SI 92 S SL 87 2-3 ③ K		4	1	1	0	0	1	1
25 Cody Asche, L (1, 5) OBP: 0.298, SLG: 0.386		B CH 84 X CH 83 1-0 ③ G1-3			C CH 82 B CH 80 F SI 89 B CH 82 B KC 73 B CH 83 4-2 35 SH5-3 BB		B FF 89 B FF 90 X SI 89 2-0 ① F7		S SI 86 C SI 90 S FF 91 0-3 ① K	3	0	0	0	1	1	3
35 Cole Hamels, L (1, 1) OBP: 0.195, SLG: 0.220 17 Reid Brignac, L (9, PH) OBP: 0.325, SLG: 0.389 53 Ken Giles, R (9, 1)			X CH 81 0-0 ① F9		X SI 89 0-0 ① SH5-3 1-2		X CH 82 0-0 ② SH5-4 1-2		F SI 89 B SI 91 F SI 91 B FF 91 F SI 89 S FF 91 2-3 ② K	1 1 0	0 0 0	0 0 0	0 0 0	0 0 0	0 1 0	0 0 0
Inning Stats	R: 0 E: 0 K: 0 S: 8 H: 0 LOB: 0 BB: 0 P: 10	R: 0 E: 1 K: 1 S: 10 H: 1 LOB: 2 BB: 0 P: 15	R: 1 E: 0 K: 0 S: 9 H: 1 LOB: 0 BB: 0 P: 10	R: 1 E: 0 K: 0 S: 12 H: 1 LOB: 0 BB: 1 P: 20	R: 0 E: 0 K: 0 S: 10 H: 1 LOB: 2 BB: 1 P: 19	R: 0 E: 0 K: 1 S: 7 H: 0 LOB: 0 BB: 0 P: 11	R: 4 E: 0 K: 0 S: 15 H: 2 LOB: 0 BB: 1 P: 29	R: 0 E: 0 K: 2 S: 12 H: 0 LOB: 0 BB: 0 P: 16	R: 0 E: 0 K: 2 S: 13 H: 1 LOB: 1 BB: 0 P: 16	1B: 3 2B: 1 3B: 0 HR: 3 SF: 0 SAC: 2 DP: 1 HBP: 1						

	AB	32
	R	6
	H	7
	RBI	6
	BB	3
	SO	6
	LOB	11

WP: 1 PB: 0 SB: 0 CS: 0 PA: 38

PITCHER		IP	WLS	BF	H	R	ER	SO	BB	IBB	HBP	BLK	WP	HR	S	P	ERA	WHIP
35 Dillon Gee, R ERA: 3.77	(1, 1)	6.2	L	29	5	5	5	2	3	0	1	0	1	2	64	102	6.75	1.200
66 Josh Edgin, L ERA: 2.08	(7, 1)	0.1		2	1	1	1	0	0	0	0	0	0	1	7	12	27.00	3.000
44 Buddy Carlyle, R ERA: 1.0	(8, 1)	2.0		7	1	0	0	4	0	0	0	0	0	0	25	32	0.00	0.500

PITCHER	IP	WLS	BF	H	R	ER	SO	BB	IBB	HBP	BLK	WP	HR	S	P	ERA	WHIP

Philadelphia Phillies @ New York Mets

Citi Field, Flushing, NY

Tue Jul 29 2014, 7:11 PM - 9:47 PM EDT

Att. 27,069 - Cloudy - 75 F

livebaseballscorecards.com

BOTTOM

Batter	1	2	3	4	5	6	7	8	9	AB	R	H	RBI	BB	SO	LOB
3 Curtis Granderson, L (1, 9) OBP: 0.340, SLG: 0.412	C FF 91 F FF 93 B FC 89 F CH 84 X FC 88 1-2 29 1B 1B		B FC 88 F FC 89 F SI 93 X CU 78 1-2 28 G4-6-3 1B		C FF 93 B FF 93 B FC 88 F FC 89 F SI 93 F FF 91 X FC 90 2-2 ② F7			X FC 86 0-0 ② G3		4	0	2	0	0	0	0
28 Daniel Murphy, L (1, 4) OBP: 0.340, SLG: 0.416	C FC 89 B FF 93 F FC 88 B SI 93 X FC 89 2-2 ① F8		C FF 92 S FF 90 X CU 78 0-2 ① ② G4-6-3 1-2f		S CH 84 F FF 94 F FF 91 X SI 94 0-2 ③ G6-3			B FC 87 X FC 87 1-0 ③ G4-3		4	0	0	0	0	0	2
5 David Wright, R (1, 5) OBP: 0.335, SLG: 0.398	F FF 93 C CU 78 X CH 84 0-2 ② F8		X FF 89 0-0 2B			F FF 91 S SI 92 B FF 93 B CU 79 C CU 78 2-3 ① K			T FF 97 B FF 97 B FF 97 F FF 95 S SL 87 2-3 ① K	4	0	1	0	0	2	1
29 Eric Campbell, R (1, 3) OBP: 0.370, SLG: 0.422	C SI 92 C SI 93 B FF 94 B SI 94 X SI 94 2-2 1-2 1B		S CH 85 S CH 86 S CH 86 0-3 ③ K			X CH 85 0-0 ② G6-3			C SL 85 C SL 85 F FF 98 B FF 99 X SL 88 1-2 53 G3-1 1B	4	0	2	0	0	1	1
1 Chris Young, R (1, 7) OBP: 0.291, SLG: 0.363 66 Josh Edgin, R (7, 1) 44 Buddy Carlyle, L (8, 1) 53 Bobby Abreu, L (9, PH) OBP: 0.333, SLG: 0.339	C FF 93 B FF 90 B CU 77 F FC 90 B CH 85 F CH 85 T FF 91 3-2 ③ K			C CH 82 X CU 75 0-1 ① F7		S CH 84 B FF 90 C FF 93 B CU 81 S CH 83 2-3 ③ K			C FF 96 B FF 97 F SI 94 X FF 98 1-2 ② G3-1 1-2	3 0 0 1	0 0 0 0	0 0 0 0	0 0 0 0	0 0 0 0	2 0 0 0	2 0 0 1
7 Travis d'Arnaud, R (1, 2) OBP: 0.293, SLG: 0.373		F FF 91 B FC 89 B CH 84 F FC 88 B SI 92 F SI 93 F CH 84 S CH 83 3-3 ① K		T CH 83 F SI 93 X FC 89 0-2 ② G6-3			B CH 82 B SI 89 B FF 90 C SI 91 C SI 90 X SI 92 3-2 ① F8		S FF 96 F FF 96 X FF 96 0-2 ③ F9	4	0	0	0	0	1	1
12 Juan Lagares, R (1, 8) OBP: 0.306, SLG: 0.374		X CH 83 0-0 ② G5-3		C FF 93 F FF 94 X CU 79 0-2 1B			C FF 91 S FF 89 B FF 92 X FC 88 1-2 ② F8			3	0	1	0	0	0	0
4 Wilmer Flores, R (1, 6) OBP: 0.247, SLG: 0.289		C FF 92 X FF 92 0-1 1B		C CH 84 B FC 89 T FC 89 F FF 94 1 SAFE 1 SAFE X CH 84 1-2 ③ G5-3			B CH 85 X FF 93 1-0 ③ P4			3	0	1	0	0	0	1
35 Dillon Gee, R (1, 1) 22 Eric Young Jr., S (7, 7) OBP: 0.314, SLG: 0.304		S SI 91 S CH 84 F SI 92 S CH 84 0-3 ③ K			C FF 91 B FF 92 C FF 92 S CH 85 1-3 ① K			C FF 90 B FF 92 S SI 92 S SI 92 1-3 ① K		2 1	0 0	0 0	0 0	0 0	2 1	1 0

Inning Stats	1	2	3	4	5	6	7	8	9
	R: 0 E: 0 K: 1 S: 17	H: 2 LOB: 2 BB: 0 P: 25	R: 0 E: 0 K: 2 S: 12	H: 1 LOB: 1 BB: 0 P: 15	R: 0 E: 0 K: 1 S: 10	H: 2 LOB: 1 BB: 0 P: 11	R: 0 E: 0 K: 0 S: 12	H: 1 LOB: 1 BB: 0 P: 13	R: 0 E: 0 K: 1 S: 12	H: 0 LOB: 0 BB: 0 P: 15
	R: 0 E: 0 K: 2 S: 7	H: 0 LOB: 0 BB: 0 P: 11	R: 0 E: 0 K: 0 S: 7	H: 0 LOB: 0 BB: 0 P: 12	R: 0 E: 0 K: 1 S: 5	H: 0 LOB: 0 BB: 0 P: 7	R: 0 E: 0 K: 1 S: 13	H: 1 LOB: 1 BB: 0 P: 17		

	AB	33
	R	0
	H	7
	RBI	0
	BB	0
	SO	9
	LOB	10

PITCHER		IP	WLS	BF	H	R	ER	SO	BB	IBB	HBP	BLK	WP	HR	S	P	ERA	WHIP	PITCHER	IP	WLS	BF	H	R	ER	SO	BB	IBB	HBP	BLK	WP	HR	S	P	ERA	WHIP
35 Cole Hamels, L (1, 1) ERA: 2.55		8.0	W	29	6	0	0	8	0	0	0	0	0	0	82	109	0.00	0.750																	
53 Ken Giles, R (9, 1) ERA: 0.93		1.0		4	1	0	0	1	0	0	0	0	0	0	13	17	0.00	1.000																	

	1B: 6	SF: 0	WP: 0	PA: 33
	2B: 1	SAC: 0	PB: 0	
	3B: 0	DP: 1	SB: 0	
	HR: 0	HBP: 0	CS: 0	

Philadelphia Phillies @ New York Mets

Citi Field, Flushing, NY

Wed Jul 30 2014, 12:13 PM - 3:39 PM EDT

Att. 37,647 - Sunny - 76 F

TOP

livebaseballscorecards.com

Batter	1	2	3	4	5	6	7	8	9	AB	R	H	RBI	BB	SO	LOB
2 Ben Revere, L (1, 8) OBP: 0.321, SLG: 0.361	B FF 94 C FF 94 F FF 95 B FF 95 F SI 95 B FF 96 X FF 96 3-2 ① G4-3	C CU 77 B CU 77 X CH 88 1-1 ③ F8			C FC 87 B CU 76 F CH 89 B SI 93 X SI 94 2-2 6 S 6 2B 2B		B SI 93 C SI 94 F CH 88 B CU 79 F SI 95 B FF 94 X FF 95 3-2 ① F7		C FF 92 X FC 90 0-1 24 G4-6-3 1-2 1B	5	1	2	0	0	0	3
24 Grady Sizemore, L (1, 7) OBP: 0.299, SLG: 0.349	B SI 97 C FF 97 B FF 96 B FF 96 S FF 96 X FF 95 3-2 ② F7		B CU 76 F FF 93 F FF 95 X FC 90 1-2 1B		C FF 94 F FF 93 X FF 94 0-2 ① F8		B CU 76 B FF 95 X FF 94 2-0 ② F7		C CU 77 D CU 83 X FF 93 1-1 ①② G4-6-3 1-2f 2-3	5	0	1	0	0	0	3
26 Chase Utley, L (1, 4) OBP: 0.355, SLG: 0.436 17 Reid Brignac, L (8, 4) OBP: 0.333, SLG: 0.389	B FF 96 B FF 95 C FC 87 B CH 88 B FF 96 4-1 BB		B SI 94 1 SAFE F FF 94 F FF 95 D CU 78 1 SAFE B CH 90 X FC 88 3-2 ① F7		C FF 94 F FC 86 X FF 93 0-2 ② P5		B SL 85 B SL 85 C SI 90 B SI 91 B SI 91 4-1 6 PB 6 S BB		B FF 93 B FF 91 B FC 89 B FC 87 4-0 6 DI BB	2 0	0 0	0 0	0 0	2 1	0 0	2 0
6 Ryan Howard, L (1, 3) OBP: 0.306, SLG: 0.379	B SI 95 F FC 88 1 SAFE B SI 94 B CU 76 S FF 95 X FF 96 3-2 ③ F8		B FF 95 C CU 77 X CU 77 1-1 ② F8		C FF 94 X FF 95 0-1 2-H 2B		B SL 84 S SL 82 B SL 84 B SL 84 H SL 84 4-1 1-3 HBP		B CU 78 B FF 92 B FC 88 C FF 91 X FF 92 3-1 ③ G4-3 1-2	4	0	1	1	0	0	4
3 Marlon Byrd, R (1, 9) OBP: 0.318, SLG: 0.477		X FF 95 0-0 ① L9	C FF 94 1 SAFE X FF 94 0-1 ③ P3		C SI 93 T FF 94 F SI 94 S CU 77 0-3 ③ K		X SI 96 0-0 ③ G5-3			4	0	0	0	0	1	4
25 Cody Asche, L (1, 5) OBP: 0.297, SLG: 0.384		B FF 93 C FC 88 B CH 88 C FF 94 X FF 95 2-2 4 1B 21 1B 1B		B CH 87 T FF 94 S FF 94 F FF 95 B CU 78 S CH 89 2-3 ① K		B FC 85 C CH 91 F FF 92 S FF 94 1-3 ① K		C SI 96 X SI 96 0-1 ① L8		4	0	1	0	0	2	0
21 Wil Nieves, R (1, 2) OBP: 0.299, SLG: 0.439		B FC 88 X FC 87 1-0 4 1B 1-2 1B	B FF 95 X CU 76 1-0 ② F8		B CU 75 X CH 89 1-0 ② G1-3		C SI 96 S SI 96 S FF 96 0-3 ② K		4 0 1 0 0 1 0							
4 Andrés Blanco, S (1, 6) OBP: 0.353, SLG: 0.375		B SI 94 S FF 94 T FF 95 F FF 96 F CU 78 X SI 94 1-2 1-2 2-3 1B	B SI 94 B CH 88 B FF 94 4-0 BB		C FF 94 X CH 89 0-1 ③ F9		B SI 96 B SI 96 B SI 97 C SI 96 F SI 97 X SI 98 3-2 ③ F8		3	0	1	0	1	0	0	
38 Kyle Kendrick, R (1, 1) OBP: 0.087, SLG: 0.087 11 Jimmy Rollins, S (7, PH) OBP: 0.322, SLG: 0.407 43 Mario Hollands, L (7, 1) 30 Justin De Fratus, S (7, 1) 48 Phillippe Aumont, L (8, 1) 9 Domonic Brown, L (9, PH) OBP: 0.282, SLG: 0.340		D FC 86 F FF 94 C FF 95 S SI 94 1-3 ② K	X FC 86 0-0 ③ G5-3			B CU 76 B CH 89 C FC 87 X FC 87 2-1 HR		B FF 93 B FF 90 B FC 90 C FF 90 C FF 92 F FF 92 B FF 93 4-2 24 G4-6-3 2 1B BB	2 1 0 0 0 0 0	0 1 0 0 0 0 0	0 1 0 0 0 0 0	0 1 0 0 0 0 0	1 0 0 0 0 0 1	4 0 0 0 0 0 0	4 0 0 0 0 0 0

	AB	34
	R	2
	H	8
	RBI	2
	BB	5
	SO	5
	LOB	20

Inning Stats																								
	R: 0	H: 0	R: 0	H: 3	R: 0	H: 1	R: 0	H: 0	R: 1	H: 2	R: 0	H: 0	R: 1	H: 1	R: 0	H: 0	R: 0	H: 1	1B: 5	SF: 0	WP: 0	PA: 40
	E: 0	LOB: 1	E: 0	LOB: 3	E: 0	LOB: 1	E: 0	LOB: 1	E: 0	LOB: 1	E: 0	LOB: 0	E: 0	LOB: 2	E: 0	LOB: 0	E: 0	LOB: 2	2B: 2	SAC: 0	PB: 1	
	K: 0	BB: 1	K: 1	BB: 0	K: 0	BB: 0	K: 1	BB: 1	K: 1	BB: 0	K: 1	BB: 0	K: 0	BB: 1	K: 0	BB: 1	K: 0	BB: 2	3B: 0	DP: 1	SB: 2	
	S: 11	P: 24	S: 15	P: 21	S: 10	P: 15	S: 6	P: 13	S: 15	P: 17	S: 6	P: 8	S: 10	P: 25	S: 8	P: 11	S: 9	P: 21	HR: 1	HBP: 1	CS: 0	

PITCHER		IP	WLS	BF	H	R	ER	SO	BB	IBB	HBP	BLK	WP	HR	S	P	ERA	WHIP
45 Zack Wheeler, R ERA: 3.6	(1, 1)	6.2	W	29	7	2	2	4	2	0	0	0	0	1	70	112	2.70	1.350
61 Dana Eveland, L ERA: 2.0	(7, 1)	0.0		2	0	0	0	0	1	0	1	0	0	0	2	10	∞	∞
27 Jeurys Familia, R ERA: 1.83	(7, 1)	1.1	H	4	0	0	0	1	0	0	0	0	0	0	9	12	0.00	0.000
52 Carlos Torres, R ERA: 3.03	(9, 1)	1.0		5	1	0	0	0	2	0	0	0	0	0	9	21	0.00	3.000

PITCHER	IP	WLS	BF	H	R	ER	SO	BB	IBB	HBP	BLK	WP	HR	S	P	ERA	WHIP

Batter	1	2	3	4	5	6	7	8	9	AB	R	H	RBI	BB	SO	LOB
3 Curtis Granderson, L (1, 9) OBP: 0.340, SLG: 0.413	C SI 86 F FC 86 X CH 79 0-2 L8		B FC 86 B FC 86 B SI 89 F SI 87 C SI 89 S CH 82 3-3 K		B CH 80 B CH 81 B FC 89 C CH 80 B FC 88 4-1 28 WP 28 HR BB		21 1B 2B K			4	2	1	0	1	2	2
28 Daniel Murphy, L (1, 4) OBP: 0.343, SLG: 0.425	C SI 88 B SI 88 S SI 88 B SI 89 F FC 86 X SI 88 2-2 1B		C FC 86 B CH 81 B FC 86 X CH 81 2-1 F7		B SI 90 F SI 90 B SI 90 X SI 90 2-1 1-H 2-H 3-H HR		C FF 93 C FF 94 B FF 93 B FF 94 D SL 83 X FF 93 3-2 G5-3	B SI 95 X SI 94 1-0 21 HR 1B		5	2	3	3	0	0	1
5 David Wright, R (1, 5) OBP: 0.333, SLG: 0.394 4 Wilmer Flores, R (9, 5) OBP: 0.247, SLG: 0.289	F SI 89 B SI 88 X SI 89 1-1 F9		C SI 90 X SI 90 1-1 L9		C FC 86 B SI 92 B FC 87 X FC 88 2-1 F9		I I I I ! 4-0 21 1B 7 2B IBB	F SI 95 S SL 89 F SL 88 B CU 80 F SI 94 B SI 95 D SL 90 S SL 89 3-3 K		4 0	1 0	0 0	0 0	1 0	1 0	2 0
21 Lucas Duda, L (1, 3) OBP: 0.358, SLG: 0.506	F SI 89 S FC 88 B FC 87 S CH 81 1-3 K			F FC 87 B FC 87 B CH 81 B CH 81 X FC 86 3-1 F8	C CH 81 B FC 88 S FC 89 B SI 91 X FC 88 2-2 G3-1		F SL 82 D SL 82 X FF 92 1-1 7 2B 1 E 1-2 2-H 1B	F SL 89 F SL 89 F SL 89 B CU 80 F SI 94 X SL 89 1-2 1-H HR		5	2	2	3	0	1	1
7 Travis d'Arnaud, R (1, 2) OBP: 0.295, SLG: 0.375		C SI 90 X SI 90 0-1 F8		S FC 85 F SI 90 X SI 90 0-2 L8		X FC 85 0-0 F8	B SL 80 B SL 78 B FF 90 F SI 90 X FF 90 3-1 1 E 11 1B 1-3 2-H 2B	B SL 89 B SI 96 S SI 95 S SL 90 F SL 90 B SL 88 B SL 89 4-2 12 G5-3 1 1B BB		4	1	1	1	1	0	0
1 Chris Young, R (1, 7) OBP: 0.289, SLG: 0.360		C SI 90 B FC 88 X SI 90 1-1 P5		F FC 86 F SI 88 B CH 82 F CH 79 B SL 77 C FC 85 2-3 K		B FC 86 F FC 87 B SL 77 X SI 90 2-1 P3	C FF 90 X SL 80 0-1 E1 11 1B 27 1B 2-3 3-H	B SI 95 X SI 96 1-0 12 G5-3 1-2 1B		5	1	1	1	0	1	1
12 Juan Lagares, R (1, 8) OBP: 0.312, SLG: 0.378		C SI 90 C SL 76 X SL 76 0-2 11 1B 1B			C FC 84 F SI 88 B SI 89 B FC 88 X FC 86 2-2 45 SH2-4 11 1B 28 WP 1B	X FC 85 0-0 11 S 1B	S SL 78 B SL 78 F FF 89 C FF 91 1-3 K	C SI 94 B SL 91 X SI 95 1-1 G5-3 1-2 2-3		5	1	3	0	0	1	4
11 Rubén Tejada, R (1, 6) OBP: 0.358, SLG: 0.288		C SI 90 X SI 90 0-1 1-3 1B			X FC 86 0-0 28 WP 45 SH2-4 28 HR 1-2 1B	1 SAFE B SI 90 B FC 85 I IN 55 I IN 61 4-0 1-2 IBB	X FF 90 0-0 27 1B 1-2 3-H 1B	C SL 90 B CU 82 S SL 88 F SL 87 F CU 82 S SI 95 1-3 K		4	1	3	1	1	1	2
45 Zack Wheeler, L (1, 1) OBP: 0.086, SLG: 0.088 61 Dana Eveland, L (7, 1) 27 Jeurys Familia, R (7, 1) OBP: 1.000, SLG: 1.000 52 Carlos Torres, R (9, 1)		C CH 82 F FC 89 B SI 92 X SI 91 1-2 F8			L SI 88 L SI 90 X FC 88 0-2 SH2-4 1-2 2-3	B FC 87 T SI 90 F SI 91 S SL 77 1-3 K	B FF 91 X FF 91 1-0 1-2 2-H 1B			2 0 1 0	0 0 0 0	0 0 1 0	0 0 1 0	0 0 0 0	1 0 0 0	4 0 0 0
Inning Stats	R: 0 E: 0 K: 1 S: 12 H: 1 LOB: 1 BB: 0 P: 16	R: 0 E: 0 K: 0 S: 12 H: 2 LOB: 2 BB: 0 P: 14	R: 0 E: 0 K: 1 S: 7 H: 0 LOB: 0 BB: 0 P: 13	R: 0 E: 0 K: 1 S: 9 H: 0 LOB: 0 BB: 0 P: 14	R: 4 E: 0 K: 0 S: 15 H: 3 LOB: 0 BB: 1 P: 27	R: 0 E: 0 K: 1 S: 7 H: 1 LOB: 2 BB: 1 P: 14	R: 5 E: 1 K: 2 S: 23 H: 5 LOB: 2 BB: 1 P: 39	R: 2 E: 0 K: 2 S: 22 H: 3 LOB: 2 BB: 1 P: 34		1B: 11 2B: 2 3B: 0 HR: 2 SF: 0 SAC: 1 DP: 0 HBP: 0						

BOTTOM

Philadelphia Phillies @ New York Mets

Citi Field, Flushing, NY

Wed Jul 30 2014, 12:13 PM - 3:39 PM EDT

Att. 37,647 - Sunny - 76 F

livebaseballscorecards.com

AB	39
R	11
H	15
RBI	10
BB	4
SO	8
LOB	17

WP: 1 PA: 44
PB: 0
SB: 1
CS: 0

PITCHER		IP	WLS	BF	H	R	ER	SO	BB	IBB	HBP	BLK	WP	HR	S	P	ERA	WHIP
38 Kyle Kendrick, R ERA: 4.92	(1, 1)	6.0	L	27	7	4	4	4	1	1	0	0	1	1	62	98	6.00	1.333
43 Mario Hollands, L ERA: 4.21	(7, 1)	0.1		4	2	3	3	0	0	1	0	0	0	0	10	20	81.00	6.000
30 Justin De Fratus, R ERA: 2.91	(7, 1)	0.2		6	3	2	0	2	0	0	0	0	0	0	13	19	0.00	4.500
48 Phillippe Aumont, R ERA: 14.73	(8, 1)	1.0		7	3	2	2	2	1	0	0	0	0	1	22	34	18.00	4.000

PITCHER		IP	WLS	BF	H	R	ER	SO	BB	IBB	HBP	BLK	WP	HR	S	P	ERA	WHIP

Batter	1	2	3	4	5	6	7	8	9	AB	R	H	RBI	BB	SO	LOB
2 Ben Revere, L (1, 8) OBP: 0.326, SLG: 0.366	C FF 91 F SI 90 B CU 79 X FF 92 1-2 G4-3		B SI 90 1 SAFE X SI 91 1-0 1-2 1B	B SI 92 X SI 91 1-0 26 FC4-6 11 1B 1-2 3-H 1B		C SI 91 C SL 88 B CU 76 X SI 91 1-2 11 WP 11 1B 1B		1 SAFE B SI 92 L SI 91 B KC 79 L SI 91 1 SAFE F KC 80 F FC 86 D KC 79 3-2 X SI 93 11 S 3 1B 1-3 1B	B SI 91 X SI 92 1-0 L7	6	2	4	1	0	0	0
11 Jimmy Rollins, S (1, 6) OBP: 0.325, SLG: 0.409	B SI 92 F SI 91 B CH 83 X CH 84 2-1 26 FC3-6 1B		B CH 83 X SI 92 1-0 F8	C FF 93 B CH 84 F FF 93 X FF 94 1-2 26 FC4-6 1-2 2-3 1B		B SI 92 C SI 91 B CH 86 X CH 86 2-1 26 S 26 SF7 1-H 1B		C KC 80 C SI 92 B SI 92 B SI 92 S SI 91 2-3 K 1-2		5	1	3	1	0	1	4
26 Chase Utley, L (1, 4) OBP: 0.353, SLG: 0.433	B FF 92 1 SAFE S FF 92 X SI 90 1-1 FC3-6 1-2f		C FF 93 B SI 92 2 SAFE C FF 93 B FF 93 B FF 94 X FF 93 3-2 F7	C CU 77 B SI 92 X FF 92 1-1 FC4-6 3 FC6-4 1-2f 2-3 3-H		C SI 91 B CU 75 D CU 74 B SI 91 X SI 91 3-1 SF7 1-H		I I I I 4-0 3 1B IBB	3	0	0	2	1	0	5
3 Marlon Byrd, R (1, 9) OBP: 0.319, SLG: 0.476	F SI 92 X SI 91 0-1 F9			51 1B 24 2B 1B FC6-4 1-2f		F SL 88 B CH 87 F SL 87 B SI 91 F CH 86 F SI 92 S SI 92 2-3 K		B SI 91 B FC 86 X SI 90 2-0 51 1B 24 2B 1B 1-3 2-H 3-H		5	2	2	2	0	1	3
51 Carlos Ruiz, R (1, 2) OBP: 0.373, SLG: 0.380		B SI 92 F SI 91 F FF 91 X CU 78 1-2 F8		X SI 91 0-0 24 2B 1-2 1B	B FF 91 X FF 90 1-0 L8		B SI 94 C FF 94 X SI 95 1-1 E5	C SI 90 B KC 81 F SI 91 X SI 91 1-2 24 1B 1-2 1B		5	1	2	0	0	0	0
24 Grady Sizemore, L (1, 7) OBP: 0.305, SLG: 0.358		B FF 92 F FF 91 B CU 78 F FF 92 F SI 92 X SI 92 2-2 L6		B SI 92 B SI 92 S FF 92 L SI 92 B FF 92 X FF 93 3-2 4 SH5-4 9 FC4 1-H 2-H 2B	B FF 91 X SI 91 1-0 E5 18 CS 1B		B SI 94 1 SAFE C SI 95 F SL 86 B SL 87 B FF 95 F SI 95 X SI 95 3-2 L9	X SI 92 0-0 1-2 2-H 1B		5	1	3	3	0	0	1
18 Darin Ruf, R (1, 3) OBP: 0.281, SLG: 0.308		B SI 92 F FF 92 S CH 84 F FF 92 B CU 79 S CH 84 2-3 K		D CH 82 B SI 92 B FF 92 F SI 92 B FF 93 4-1 9 FC4 4 SH5-4 2 1B BB	B FF 93 B FF 91 X SI 93 2-0 2-3 1B		C SI 95 F SL 85 1 SAFE S SL 86 0-3 K	S FC 85 F SI 91 B FC 85 S FC 86 1-3 K		4	1	1	0	1	3	3
4 Andrés Blanco, S (1, 5) OBP: 0.368, SLG: 0.389 30 Justin De Fratus, S (5, 1) 6 Ryan Howard, L (7, PH) OBP: 0.305, SLG: 0.378 63 Jake Diekman, R (7, 1) 53 Ken Giles, R (7, 1) 17 Reid Brignac, L (9, PH) OBP: 0.329, SLG: 0.384 58 Jonathan Papelbon, R (9, 1)			B SI 91 L SI 91 B FF 91 B FF 92 X SI 92 3-1 2 1B 1B	B SI 90 X SI 90 1-0 SH5-4 1-2 2-3	B FF 94 B FF 93 X SI 91 2-0 L8		B FF 95 F FF 95 B FF 95 S SI 95 S SL 87 2-3 K	C FC 86 S SI 91 S FC 83 0-3 K		2 0 1 0 1 0 0 0 0 0 0 0 1 0 0 0 0 0 0 0 0 0 0 0 0 0 1 0 0 0 0 0 0 0	0 0 0 0 0 0 0 0 0 0 0 0 0 0 0 0 0 0 0 0 0 0 0 0 0 0 0 0 0 0 0 0 0	1 0 0 0 0 0 0 0 0 0 0 0 1 0 0 0 0 0 0 0 0 0 0 0 1

BOTTOM

Philadelphia Phillies @ Washington Nationals
Nationals Park, Washington, DC
Thu Jul 31 2014, 7:09 PM - 10:39 PM EDT
Att. 35,722 - Partly Cloudy - 86 F

livebaseballscorecards.com

Batter	1	2	3	4	5	6	7	8	9	AB	R	H	RBI	BB	SO	LOB
2 Denard Span, L (1, 8) OBP: 0.349, SLG: 0.394	C FF 88 X FC 86 0-1 F7 ①		B FC 85 F FF 89 X SL 82 1-1 L8 ③		B FF 93 C FF 93 X FF 93 1-1 1-2 2-H 3-H 1B		B SI 95 1 SAFE B SL 83 C SI 96 F SI 96 F SI 95 X SI 96 2-2 1-3 1B			4	0	2	2	0	0	1
6 Anthony Rendon, R (1, 5) OBP: 0.336, SLG: 0.460	C SI 90 X CH 84 0-1 L8 ②			B FF 91 F FF 93 B CH 83 B CH 85 B FF 93 4-1 28 WP 40 1B BB	C SL 80 B FF 92 B FF 92 F FF 91 F CH 86 X SL 82 2-2 L6 ②		F SI 96 B SI 96 1 SAFE X SI 96 1-1 L9 ②			3	1	0	0	1	0	4
28 Jayson Werth, R (1, 9) OBP: 0.371, SLG: 0.438	C SI 89 B SI 90 F SL 81 F SI 90 B CH 84 F FF 90 C SI 90 2-3 K ③			C FF 92 B FF 94 F FF 92 B SL 81 F FF 94 D CH 85 S FF 93 3-3 K ① 1-2	X FF 92 0-0 G5-3 ③		B SL 86 B FF 98 S FF 98 C SL 87 B FF 99 S FF 100 3-3 K ③			4	0	0	0	0	3	5
40 Wilson Ramos, R (1, 2) OBP: 0.337, SLG: 0.383		C CH 83 B SI 89 C SI 89 B SI 91 X SL 82 2-2 G5-3 ①		X FF 94 0-0 20 G4-6-3 2-H 1B		F FF 91 F CH 83 X FF 93 0-2 G4-3 ①		B SL 83 F FF 96 S FF 96 S SL 86 1-3 K ①		4	0	1	1	0	1	0
20 Ian Desmond, R (1, 6) OBP: 0.300, SLG: 0.428		F SI 89 C CH 84 C SI 91 0-3 K ②		C FF 93 S FF 94 X FF 94 0-2 G4-6-3 ②③ 1-2f		B SL 83 B SL 81 F FF 91 X SI 91 2-1 L7 ②		C FF 96 S SL 87 B SL 87 S SL 87 1-3 K ②		4	0	0	0	0	2	1
34 Bryce Harper, L (1, 7) OBP: 0.344, SLG: 0.382		X FF 89 0-0 G6-3 ③			B SL 83 X FF 94 1-0 7 HBP 19 1B 2 1B 1B	C FF 92 S CH 84 B SL 80 F CH 84 S FF 93 1-3 K ③		S FF 98 B FF 97 B FF 98 F FF 98 X FF 98 2-2 G6-3 ③		4	1	1	0	0	1	0
19 Kevin Frandsen, R (1, 3) OBP: 0.294, SLG: 0.302			C CH 83 C CH 83 B SI 90 F FF 90 C FF 90 1-3 K ①		B FF 92 B FF 93 F FF 92 X FF 93 2-1 7 HBP 2 1B 1-2 1B		C SI 96 F SL 85 F SI 98 X SL 85 0-2 8 PB 8 1B 2B		B FF 89 X FF 90 1-0 L8 ①	4	2	2	0	0	1	0
8 Danny Espinosa, S (1, 4) 25 Adam LaRoche, L (9, PH) OBP: 0.367, SLG: 0.430			X FF 90 0-0 2B		X FF 94 0-0 B2 ①		B SI 96 S SI 97 S SI 97 X SI 96 1-2 2 1B 2-H 1B		F FF 90 B SL 80 S FS 86 B SL 80 X FF 90 2-2 F7 ②	3 1	0 0	2 0	1 0	0 0	0 0	2 0
47 Gio González, R (1, 1) OBP: 0.115, SLG: 0.231 48 Ross Detwiler, R (4, 1) 7 Scott Hairston, R (5, PH) OBP: 0.278, SLG: 0.367 13 Jerry Blevins, L (6, 1) 30 Aaron Barrett, R (7, 1) 15 Nate McLouth, L (7, PH) OBP: 0.281, SLG: 0.239 35 Craig Stammen, R (8, 1) OBP: 0.333, SLG: 0.500 59 Jose Lobaton, S (9, PH) OBP: 0.268, SLG: 0.290			F SI 89 F SI 89 D CH 83 S SI 90 1-3 K ②		C FF 93 H SL 84 1-1 2 1B 1-2 2-3 HBP		C SI 95 B SL 84 S SI 95 S SI 96 1-3 K ①		S FS 86 C FF 90 B FS 86 F FF 90 B FF 91 X FF 90 2-2 F7 ③	1 0 0 0 0 0 1 0	0 0 0 0 0 0 0 0	0 0 0 0 0 0 1 0	0 0 0 0 0 0 1 0	1 0 0 0 0 0 0 0	0 0 0 0 0 0 0 0	1 0 0 0 0 0 1 0
Inning Stats	R: 0 E: 0 K: 1 S: 9 H: 0 LOB: 0 BB: 0 P: 11	R: 0 E: 0 K: 1 S: 7 H: 0 LOB: 0 BB: 0 P: 9	R: 0 E: 0 K: 2 S: 10 H: 1 LOB: 1 BB: 0 P: 13	R: 1 E: 0 K: 1 S: 9 H: 1 LOB: 0 BB: 1 P: 16	R: 2 E: 0 K: 0 S: 12 H: 3 LOB: 2 BB: 0 P: 19	R: 0 E: 0 K: 1 S: 9 H: 0 LOB: 0 BB: 0 P: 12	R: 1 E: 0 K: 2 S: 19 H: 3 LOB: 2 BB: 0 P: 27	R: 0 E: 0 K: 2 S: 9 H: 0 LOB: 0 BB: 0 P: 13	R: 0 E: 0 K: 0 S: 8 H: 0 LOB: 0 BB: 0 P: 13	1B: 6 2B: 2 3B: 0 HR: 0	SF: 0 SAC: 0 DP: 1 HBP: 1	WP: 1 PB: 1 SB: 0 CS: 0	PA: 36			

AB	34
R	4
H	8
RBI	4
BB	1
SO	10
LOB	15

PITCHER		IP	WLS	BF	H	R	ER	SO	BB	IBB	HBP	BLK	WP	HR	S	P	ERA	WHIP
33 Cliff Lee, L (1, 1) ERA: 3.65		2.2		9	1	0	0	4	0	0	0	0	0	0	24	30	0.00	0.375
59 Antonio Bastardo, L (3, 1) ERA: 4.14		0.1	W	1	0	0	0	0	0	0	0	0	0	0	2	3	0.00	0.000
43 Mario Hollands, L (4, 1) ERA: 4.78		1.1		9	4	3	3	1	1	0	1	0	1	0	16	28	20.25	3.750
30 Justin De Fratus, R (5, 1) ERA: 2.78		1.2	H	5	0	0	0	1	0	0	0	0	0	0	14	19	0.00	0.000
63 Jake Diekman, L (7, 1) ERA: 4.47		0.2		5	3	1	1	1	0	0	0	0	0	0	16	21	13.50	4.500
53 Ken Giles, R (7, 1) ERA: 0.87		1.1	H	4	0	0	0	3	0	0	0	0	0	0	12	19	0.00	0.000
58 Jonathan Papelbon, R (9, 1) ERA: 1.79		1.0		3	0	0	0	0	0	0	0	0	0	0	8	13	0.00	0.000

Batter	1	2	3	4	5	6	7	8	9	AB	R	H	RBI	BB	SO	LOB
2 Ben Revere, L (1, 8) OBP: 0.326, SLG: 0.364	C SI 87 C SI 88 X FF 86 0-2 G5-3		C SI 88 F FC 86 X SI 89 0-2 G1-3		C FC 81 B SI 84 X FC 85 1-1 2-H 1B		C CH 81 B FC 84 X CH 80 1-1 P6			4	0	1	0	0	0	0
11 Jimmy Rollins, S (1, 6) OBP: 0.323, SLG: 0.405	C SI 88 C FF 87 F FC 85 B SI 89 X SI 88 1-2 G3-1		C CH 81 X FC 87 0-1 G4-3		1 SAFE F SI 86 D CH 79 1 SAFE S FC 83 C SI 87 1-3 K			X CH 78 0-0 G3		4	0	0	0	0	1	1
26 Chase Utley, L (1, 4) OBP: 0.350, SLG: 0.429	B SI 89 C SI 88 S SI 89 F FC 82 B FC 86 S SI 89 2-3 K		B SI 88 B FC 87 F SI 89 C SI 90 F CU 74 F CH 80 F SI 89 X SI 90 2-2 F9			C SI 85 C FF 85 B CU 73 F SI 88 X CH 78 1-2 F9		B FF 90 X FF 92 1-0 F7		4	0	0	0	0	1	0
6 Ryan Howard, L (1, 3) OBP: 0.303, SLG: 0.374		B SI 87 S FF 86 B SI 88 S SI 89 X SI 90 2-2 G5-3		B FF 86 C CH 77 X CH 78 1-1 L9		B FC 84 B FF 87 S CH 78 F CH 78 F CU 74 X SI 89 2-2 G5-3		B CH 79 B CH 79 X FF 91 2-0 G4-3		4	0	0	0	0	0	0
3 Marlon Byrd, R (1, 9) OBP: 0.319, SLG: 0.481		F SI 89 F SI 90 S SI 88 0-3 K		C CH 78 B FC 84 F SI 88 S CU 72 1-3 K		F FC 84 X SI 88 0-1 HR			C CU 81 B FF 90 S SL 83 S SL 84 1-3 K	4	1	1	1	0	3	0
24 Grady Sizemore, L (1, 7) OBP: 0.311, SLG: 0.365		C SI 89 B FF 88 C SI 89 B SI 89 B FF 88 F SI 89 X SI 90 3-2 25 1B 2B		B SI 88 C CH 79 B CH 79 B FC 84 B CH 79 4-1 BB		C FC 84 B CH 79 X SI 89 1-1 1B			C SI 90 X SL 85 0-1 F9	3	1	2	0	1	0	0
51 Carlos Ruiz, R (1, 2) OBP: 0.372, SLG: 0.376		B SI 89 B SI 88 B SI 87 B SI 87 4-0 25 1B BB		C SI 88 C FC 81 B CU 72 1 SAFE 1 SAFE S SI 88 1-3 K		C SI 86 X SI 85 0-1 G5-3			B SL 84 F FF 91 X SL 85 1-1 F9	3	0	0	0	1	1	2
25 Cody Asche, L (1, 5) OBP: 0.302, SLG: 0.386		B FC 84 B SI 87 X SI 88 2-0 1-3 2-H 1B			C SI 85 X CH 76 0-1 27 SH2-4 2 1B		X SI 85 0-0 F9			3	0	2	1	0	0	0
27 Roberto Hernandez, R (1, 1) OBP: 0.056, SLG: 0.056 58 Jonathan Papelbon, R (9, 1)		B SI 88 C SI 88 F SI 89 1 SAFE F SI 89 F FC 87 X SI 89 1-2 G4-3			X SI 84 0-0 SH2-4 1-2		B SI 87 C SI 87 X SI 87 1-1 G4-3			2 0	0 0	0 0	0 0	0 0	0 0	2 0
Inning Stats	R: 0 E: 0 K: 1 S: 11 H: 0 LOB: 0 BB: 0 P: 14	R: 1 E: 0 K: 1 S: 16 H: 2 LOB: 2 BB: 1 P: 28	R: 0 E: 0 K: 0 S: 11 H: 0 LOB: 0 BB: 0 P: 13	R: 0 E: 0 K: 2 S: 9 H: 0 LOB: 1 BB: 1 P: 16	R: 0 E: 0 K: 1 S: 8 H: 2 LOB: 1 BB: 0 P: 10	R: 1 E: 0 K: 0 S: 14 H: 2 LOB: 1 BB: 0 P: 18	R: 0 E: 0 K: 0 S: 5 H: 0 LOB: 0 BB: 0 P: 7	R: 0 E: 0 K: 0 S: 3 H: 0 LOB: 0 BB: 0 P: 6	R: 0 E: 0 K: 1 S: 7 H: 0 LOB: 0 BB: 0 P: 9	1B: 4 2B: 1 3B: 0 HR: 1 SF: 0 SAC: 1 DP: 0 HBP: 0						

TOP

Philadelphia Phillies @ Washington Nationals
Nationals Park, Washington, DC
Fri Aug 01 2014, 7:07 PM - 9:35 PM EDT
Att. 28,410 - Cloudy - 79 F

livebaseballscorecards.com

AB	31
R	2
H	6
RBI	2
BB	2
SO	6
LOB	5

WP: 0 PA: 34
PB: 0
SB: 0
CS: 0

PITCHER		IP	WLS	BF	H	R	ER	SO	BB	IBB	HBP	BLK	WP	HR	S	P	ERA	WHIP
58 Doug Fister, R ERA: 2.68	(1, 1)	7.0	L	28	6	2	2	5	2	0	0	0	0	1	74	106	2.57	1.143
36 Tyler Clippard, R ERA: 1.76	(8, 1)	1.0		3	0	0	0	0	0	0	0	0	0	0	3	6	0.00	0.000
29 Rafael Soriano, R ERA: 1.91	(9, 1)	1.0		3	0	0	0	1	0	0	0	0	0	0	7	9	0.00	0.000

PITCHER		IP	WLS	BF	H	R	ER	SO	BB	IBB	HBP	BLK	WP	HR	S	P	ERA	WHIP

BOTTOM

Philadelphia Phillies @ Washington Nationals
Nationals Park, Washington, DC
Fri Aug 01 2014, 7:07 PM - 9:35 PM EDT
Att. 28,410 - Cloudy - 79 F

livebaseballscorecards.com

Batter	1	2	3	4	5	6	7	8	9	AB	R	H	RBI	BB	SO	LOB
2 Denard Span, L (1, 8) OBP: 0.348, SLG: 0.392	C SI 89 X CH 84 0-1 ① G4-3		B CH 83 C SI 90 B SI 92 C SI 90 X SI 91 2-2 ① G6-3		B SI 91 F SI 90 C SL 83 B CH 84 B SI 90 X SI 89 3-2 1B			X SI 90 0-0 ② L1		4	0	1	0	0	0	0
6 Anthony Rendon, R (1, 5) OBP: 0.335, SLG: 0.458	X SI 90 0-0 ② G6-3		C SI 90 B SI 92 B CH 85 X SL 84 2-1 28 G4-3 1B		B SI 88 1 SAFE 1 SAFE F SI 89 B SI 89 F SI 88 X CH 83 2-2 ③ F8			B CH 84 X CH 84 1-0 ③ F7		4	0	1	0	0	0	1
28 Jayson Werth, R (1, 9) OBP: 0.367, SLG: 0.434	C SI 90 B SI 90 C CH 84 S SI 91 1-3 ③ K		B CH 84 C SI 88 B SI 88 C SI 90 F CH 84 1 SAFE X SL 84 2-2 ② G4-3 1-2			X SI 89 0-0 ① L5			F FF 90 B FF 92 B FF 91 F FF 91 X FS 88 2-2 ① G6-3	4	0	0	0	0	1	1
25 Adam LaRoche, L (1, 3) OBP: 0.368, SLG: 0.431 8 Danny Espinosa, S (9, PR) OBP: 0.287, SLG: 0.354		F SI 90 X FF 91 0-1 E5 20 1B 1B	B SI 90 C CH 84 B SI 91 X CH 84 2-1 ③ G3-1			B SI 90 C CH 85 B SL 86 B SI 92 X SI 90 3-1 ② F8			B FF 92 C FS 87 X SI 92 1-1 20 1B 1B	4 0	1 0	2 0	0 0	0 0	0 0	1 0
20 Ian Desmond, R (1, 6) OBP: 0.302, SLG: 0.429		F SI 91 B SL 85 X SI 91 1-1 34 1B 1B 3-H		X SI 90 0-0 ① L4		B CH 84 B SI 91 C SI 89 X SI 89 2-1 ③ G5-3			C FS 88 X SL 81 0-1 1-2 1B	4	0	2	1	0	0	0
34 Bryce Harper, L (1, 7) OBP: 0.342, SLG: 0.379		S CH 83 1 SAFE L CH 83 B SI 91 X SI 90 1-2 3 L3 1-3 1B		S SL 84 S CH 82 B CH 84 F CH 82 B SL 84 X SI 91 2-2 ② G6-3			C CH 84 B SI 91 B SI 91 F CH 83 F SL 84 S SI 92 2-3 ① K		C FF 89 B FF 93 S FF 92 F FS 87 F SI 94 B FF 94 F FS 87 B FS 86 S FS 88 3-3 ② K	4	0	1	0	0	2	2
3 Asdrúbal Cabrera, S (1, 4) OBP: 0.302, SLG: 0.382		X CH 85 0-0 ①② L3 1-1		B FF 90 B SL 83 X SI 91 2-0 ③ L6			B SI 91 X SI 92 1-0 ② L7		F FS 88 C SI 93 S FF 93 0-3 ③ K	4	0	0	0	0	1	4
40 Wilson Ramos, R (1, 2) OBP: 0.337, SLG: 0.379		B FF 91 B SI 91 I IN 71 I IN 71 4-0 IBB			F SI 89 F SI 90 S CH 84 0-3 ① K		X SL 85 0-0 ③ G3			2	0	0	0	1	1	0
58 Doug Fister, L (1, 1) OBP: 0.038, SLG: 0.038 36 Tyler Clippard, R (8, 1) 15 Nate McLouth, L (8, PH) OBP: 0.280, SLG: 0.237 29 Rafael Soriano, R (9, 1)		F SI 90 S CH 83 B SI 90 X SI 91 1-2 ③ L7			C CH 83 X CH 84 0-1 ② G3			B SI 90 X SI 90 1-0 ① G3		2 0 1 0	0 0 0 0	0 0 0 0	0 0 0 0	0 0 0 0	0 0 0 0	2 0 0 0
Inning Stats	R: 0 E: 0 K: 1 S: 6 H: 0 LOB: 0 BB: 0 P: 7	R: 1 E: 1 K: 0 S: 11 H: 3 LOB: 2 BB: 1 P: 18	R: 0 E: 0 K: 0 S: 11 H: 1 LOB: 1 BB: 0 P: 19	R: 0 E: 0 K: 0 S: 6 H: 0 LOB: 0 BB: 0 P: 10	R: 0 E: 0 K: 1 S: 11 H: 1 LOB: 1 BB: 0 P: 16	R: 0 E: 0 K: 0 S: 5 H: 0 LOB: 0 BB: 0 P: 10	R: 0 E: 0 K: 1 S: 6 H: 0 LOB: 0 BB: 0 P: 9	R: 0 E: 0 K: 0 S: 3 H: 0 LOB: 0 BB: 0 P: 5	R: 0 E: 0 K: 2 S: 16 H: 2 LOB: 2 BB: 0 P: 22	1B: 7 2B: 1 3B: 0 HR: 0 SF: 0 SAC: 0 DP: 1 HBP: 0				WP: 0 PB: 0 SB: 0 CS: 0		PA: 34

PITCHER		IP	WLS	BF	H	R	ER	SO	BB	IBB	HBP	BLK	WP	HR	S	P	ERA	WHIP
27 Roberto Hernandez, R ERA: 3.87	(1, 1)	8.0	W	29	5	1	0	3	0	1	0	0	0	0	59	94	0.00	0.625
58 Jonathan Papelbon, R ERA: 1.75	(9, 1)	1.0	S	5	2	0	0	2	0	0	0	0	0	0	16	22	0.00	2.000

PITCHER	IP	WLS	BF	H	R	ER	SO	BB	IBB	HBP	BLK	WP	HR	S	P	ERA	WHIP

AB	33
R	1
H	7
RBI	1
BB	1
SO	5
LOB	11

Batter	1	2	3	4	5	6	7	8	9	AB	R	H	RBI	BB	SO	LOB
2 Ben Revere, L (1, 8) OBP: 0.325, SLG: 0.363	B FF 93 C FF 94 X FF 95 1-1 G5-3		B FF 94 X FF 95 1-0 1B		B FF 94 B FF 94 X FF 93 2-0 G1-3			C SI 90 F SI 90 S CU 74 0-3 K		4	0	1	0	0	1	0
11 Jimmy Rollins, S (1, 6) OBP: 0.323, SLG: 0.405 18 Darin Ruf, R (8, PH) OBP: 0.273, SLG: 0.296 (8, 5)	C FF 94 B FF 95 B FF 95 B FF 95 X FF 95 3-1 1B		S CU 79 1 SAFE F FF 94 B FF 94 1 SAFE S CU 79 1-3 K		C FF 93 B CU 79 F FF 94 S SL 87 1-3 K			C SI 92 C CH 85 B CH 86 X SI 92 1-2 L5		3 1	0 0	1 0	0 0	0 0	2 0	1 0
26 Chase Utley, L (1, 4) OBP: 0.348, SLG: 0.426 4 Andrés Blanco, S (8, 6) OBP: 0.400, SLG: 0.474	C FF 94 1 SAFE 1 SAFE S FF 94 X FF 95 0-2 F7		T FF 94 B FF 94 D CU 80 F FF 94 1 SAFE X FF 94 2-2 G3			C FF 93 F SL 88 B FF 94 S CU 81 1-3 K			F SI 98 B SI 97 X FF 97 1-1 24 1B 2B	3 1	0 0	0 1	0 0	0 0	1 0	2 0
6 Ryan Howard, L (1, 3) OBP: 0.300, SLG: 0.370	B FF 95 X FF 94 1-0 G3			S FF 92 S SL 86 X SL 86 0-2 G5-3		C SL 86 S FF 93 S FF 94 0-3 K			F SI 98 C SL 85 C SL 85 0-3 K	4	0	0	0	0	2	2
3 Marlon Byrd, R (1, 9) OBP: 0.320, SLG: 0.481		C FF 93 S SL 87 X SL 86 0-2 1B		X SL 88 0-0 24 1B 1B		B FF 94 S FF 94 F SL 87 F FF 94 F FF 95 F FF 96 S CU 82 1-3 K2-3			F SI 96 B SI 96 S SL 87 S SL 87 1-3 K	4	0	2	0	0	2	1
24 Grady Sizemore, L (1, 7) OBP: 0.314, SLG: 0.368		C FF 94 B FF 95 S FF 94 X FF 95 1-2 F8		B FF 93 X FF 94 1-0 1-2 1B			C FF 92 F SL 88 B CU 79 X FF 93 1-2 G3-1		F SI 95 X SL 86 0-1 51 D 2-3 1B	4	0	2	0	0	0	1
51 Carlos Ruiz, R (1, 2) OBP: 0.367, SLG: 0.370		X FF 95 0-0 L9		F FF 94 F SL 88 F FF 95 X CU 78 0-2 F7			C FF 92 B FF 93 C SL 87 B FF 92 F FF 92 F SL 87 B FF 92 X FF 92 3-2 G6-3		S SI 95 X SI 96 0-1 1-2 G5-3	4	0	0	0	0	0	5
25 Cody Asche, L (1, 5) OBP: 0.300, SLG: 0.383 56 Cesar Jimenez, L (4, 1) 43 Mario Hollands, L (7, 1) 59 Antonio Bastardo, R (8, 1)		C FF 94 S SL 88 F FF 94 B FF 95 F SL 88 C FF 94 1-3 K		X SL 88 0-0 F9			C FF 93 C FF 94 F FF 94 B FF 94 S SL 88 1-3 K			2 1 0 0	0 0 0 0	0 0 0 0	0 0 0 0	0 0 0 0	1 1 0 0	3 0 0 0
34 A.J. Burnett, R (1, 1) OBP: 0.188, SLG: 0.196 48 Phillippe Aumont, L (2, 1) 17 Reid Brignac, L (4, 5) OBP: 0.321, SLG: 0.373 (8, 4)			C FF 92 F FF 93 F CU 76 B FF 93 S SL 87 1-3 K		B FF 93 S FF 94 B FF 94 B FF 93 X FF 92 3-1 F7			X SI 91 0-0 G4-3		0 1 2	0 0 0	0 0 0	0 0 0	0 0 0	0 1 0	0 0 0
Inning Stats	R: 0 E: 0 K: 0 S: 8 H: 1 LOB: 1 BB: 0 P: 13	R: 0 E: 0 K: 1 S: 12 H: 1 LOB: 1 BB: 0 P: 14	R: 0 E: 0 K: 2 S: 11 H: 1 LOB: 1 BB: 0 P: 16	R: 0 E: 0 K: 0 S: 10 H: 2 LOB: 2 BB: 0 P: 11	R: 0 E: 0 K: 1 S: 6 H: 0 LOB: 0 BB: 0 P: 12	R: 0 E: 0 K: 3 S: 12 H: 0 LOB: 0 BB: 0 P: 14	R: 0 E: 0 K: 1 S: 12 H: 0 LOB: 0 BB: 0 P: 17	R: 0 E: 0 K: 1 S: 7 H: 0 LOB: 0 BB: 0 P: 8	R: 0 E: 0 K: 2 S: 12 H: 2 LOB: 2 BB: 0 P: 14	1B: 6 2B: 1 3B: 0 HR: 0 SF: 0 SAC: 0 DP: 0 HBP: 0						

TOP

Philadelphia Phillies @ Washington Nationals

Nationals Park, Washington, DC

Sat Aug 02 2014, 7:07 PM - 10:26 PM EDT

Att. 36,155 - Cloudy - 80 F

livebaseballscorecards.com

AB	34
R	0
H	7
RBI	0
BB	0
SO	11
LOB	15

WP: 0 PA: 34
PB: 0
SB: 0
CS: 0

PITCHER		IP	WLS	BF	H	R	ER	SO	BB	IBB	HBP	BLK	WP	HR	S	P	ERA	WHIP
27 Jordan Zimmermann, R ERA: 3.0	(1, 1)	7.0	W	26	5	0	0	8	0	0	0	0	0	0	71	97	0.00	0.714
13 Jerry Blevins, L ERA: 5.31	(8, 1)	1.0		3	0	0	0	1	0	0	0	0	0	0	7	8	0.00	0.000
64 Blake Treinen, R ERA: 2.23	(9, 1)	1.0		5	2	0	0	2	0	0	0	0	0	0	12	14	0.00	2.000

PITCHER	IP	WLS	BF	H	R	ER	SO	BB	IBB	HBP	BLK	WP	HR	S	P	ERA	WHIP

Batter	1	2	3	4	5	6	7	8	9	AB	R	H	RBI	BB	SO	LOB
2 Denard Span, L (1, 8) OBP: 0.349, SLG: 0.393	C SI 94 B SI 94 B SI 94 C KC 83 X FF 94 2-2 6 S 6 1B 1B	C SI 93 B KC 84 B KC 84 F SI 94 B KC 84 F KC 84 X SI 94 3-2 ② SF7 3-H		C CU 81 1-1 X SI 94 6 2B 28 1B 1B C 79 81 1-2 ③ R SI 84 X CH 79 G3		B SL 83 F FF 90 B FF 89 C SL 83 X FF 90 2-2 ③ L7				4	2	2	1	0	0	5
6 Anthony Rendon, R (1, 5) OBP: 0.338, SLG: 0.469	B FF 93 B KC 82 B SI 94 C SI 94 X SI 94 3-1 25 F8 25 S 1-H 1B	B KC 85 B SI 93 F SI 94 B SI 94 X SI 93 3-1 1-H 2-H HR		B SI 93 C SL 91 B SI 94 1 SAFE X SI 93 2-1 28 1B 25 2B 1-3 2B	C FF 88 B FF 88 B FF 89 X CH 80 2-1 ① G5-3		B FF 93 F FF 92 X FF 91 1-1 ① L9			5	2	3	4	0	0	0
28 Jayson Werth, R (1, 9) OBP: 0.366, SLG: 0.432 7 Scott Hairston, R (6, 7) OBP: 0.273, SLG: 0.360	X SI 93 0-0 ① L8	B SI 93 B SI 95 C SI 95 C SI 95 B SI 94 F SI 94 X SI 94 3-2 ③ G4-3		C SI 95 X CU 81 0-1 25 2B 20 SF8 2-3 3-H 1B	B FF 89 B FF 88 B FF 88 C FF 89 X FF 88 3-1 ② L9		C FF 91 B CH 82 F FF 93 S SL 80 1-3 ② K			4 1	1 0	1 0	1 0	0 1	0 0	1 0
25 Adam LaRoche, L (1, 3) OBP: 0.366, SLG: 0.431	1 SAFE B KC 84 B CH 87 C SI 94 B KC 81 F SI 94 X SI 94 3-2 ② F8 1-3		F SI 95 B CU 82 X SL 90 1-1 ① G4-3	X SI 94 0-0 3 3B 1-3 3-H 2B	F SL 82 F SL 82 B SL 81 X SL 82 1-2 ③ F7		C SL 83 B FC 90 S FF 92 F FF 93 B FF 90 S SL 83 2-3 ③ K			5	1	1	1	0	1	1
20 Ian Desmond, R (1, 6) OBP: 0.304, SLG: 0.429 19 Kevin Frandsen, R (6, PR) OBP: 0.292, SLG: 0.300 (7, 4)	X KC 83 0-0 ③ G6-3		B SI 95 S SL 90 B SI 94 B SI 95 4-1 34 S 34 1B BB	C SL 89 F SL 91 F SL 90 X CU 81 0-2 ① SF8 3-H		C SL 79 B FF 88 F FF 88 B FF 88 X CH 79 2-2 40 1B 1B		B FF 92 F FF 92 B SL 84 S SL 85 T FF 93 2-2 ① K		2 1	1 0	1 0	1 0	1 0	0 1	1 0
34 Bryce Harper, L (1, 7) OBP: 0.344, SLG: 0.376 (6, 9)		B KC 81 B KC 81 B FF 93 B SI 94 4-0 40 WP 3 E 2 SF7 BB	C SI 94 C SL 89 1 SAFE D CU 82 B SI 95 X SL 92 2-2 3 1B 1-H 1B	B SI 94 B CU 81 F SI 94 C SL 88 S CU 81 2-3 ② K		X SL 81 0-0 ① P5		S FF 92 B FF 92 C FF 93 B SL 85 C SL 84 2-3 ② K		4	1	1	1	1	2	2
3 Asdrúbal Cabrera, S (1, 4) OBP: 0.304, SLG: 0.388 (7, 6)		B SI 92 C FF 93 1 SAFE F SI 94 X KC 82 1-2 FC4 40 WP 6 HR 1-2	C CU 82 X SI 95 0-1 1-3 1B	B SL 89 B SL 89 S SI 94 B SI 94 F SI 94 X SI 94 3-2 40 1B 2-H 3B		C SL 79 F FF 88 B FF 87 X FF 89 1-2 ② F9		B FF 92 F FF 93 X FF 92 1-1 ③ G5-3		5	2	2	1	0	0	2
40 Wilson Ramos, R (1, 2) OBP: 0.340, SLG: 0.382		C KC 82 B KC 84 D KC 84 S KC 82 F KC 83 S SI 93 2-3 ① K 1-2 2-3	B SL 91 B SI 95 X SL 91 2-0 ② L4	F SI 94 X SI 93 0-1 27 1B 3-H 1B		F CH 80 B FF 89 F SL 80 B FF 89 F SL 79 X FF 89 2-2 27 BB 1-3 1B				4	0	2	1	0	1	4
27 Jordan Zimmermann, R (1, 1) OBP: 0.237, SLG: 0.200 13 Jerry Blevins, L (8, 1) 64 Blake Treinen, R (9, 1) OBP: 0.182, SLG: 0.100		S KC 80 B SI 93 B KC 82 B FF 94 T KC 83 B FF 93 4-2 6 HR BB	B SI 94 X SI 94 1-0 ③ F9	X FF 89 0-0 1-2 1B		B CH 78 F FF 88 B SL 80 S FF 88 B SL 81 F FF 90 B FF 88 4-2 1-2 BB				2 0 0	1 0 0	1 0 0	0 0 0	2 0 0	0 0 0	2 0 0
Inning Stats	R: 1 E: 0 K: 0 S: 10 H: 2 LOB: 1 BB: 0 P: 18	R: 4 E: 1 K: 1 S: 19 H: 1 LOB: 0 BB: 2 P: 39	R: 1 E: 0 K: 0 S: 10 H: 2 LOB: 2 BB: 1 P: 20	R: 5 E: 0 K: 1 S: 23 H: 7 LOB: 2 BB: 0 P: 32	R: 0 E: 0 K: 0 S: 7 H: 0 LOB: 0 BB: 0 P: 13	R: 0 E: 0 K: 0 S: 17 H: 2 LOB: 3 BB: 1 P: 28	R: 0 E: 0 K: 2 S: 9 H: 0 LOB: 0 BB: 0 P: 13	R: 0 E: 0 K: 2 S: 8 H: 0 LOB: 0 BB: 0 P: 13		1B: 10 2B: 2 3B: 1 HR: 1 SF: 2 SAC: 0 DP: 0 HBP: 0					

PITCHER		IP	WLS	BF	H	R	ER	SO	BB	IBB	HBP	BLK	WP	HR	S	P	ERA	WHIP
34 A.J. Burnett, R ERA: 4.16	(1, 1)	1.2	L	11	3	5	1	1	2	0	0	0	1	1	25	50	5.40	3.000
48 Phillippe Aumont, R ERA: 19.06	(2, 1)	2.0		15	8	6	6	1	1	0	0	0	0	0	33	54	27.00	4.500
56 Cesar Jimenez, L ERA:	(4, 1)	2.1		11	3	0	0	0	1	0	0	0	0	0	28	46	0.00	1.714
43 Mario Hollands, L ERA: 4.66	(7, 1)	1.0		3	0	0	0	2	0	0	0	0	0	0	9	13	0.00	0.000
59 Antonio Bastardo, L ERA: 4.05	(8, 1)	1.0		3	0	0	0	2	0	0	0	0	0	0	8	13	0.00	0.000

PITCHER	IP	WLS	BF	H	R	ER	SO	BB	IBB	HBP	BLK	WP	HR	S	P	ERA	WHIP

BOTTOM

Philadelphia Phillies @ Washington Nationals
Nationals Park, Washington, DC
Sat Aug 02 2014, 7:07 PM - 10:26 PM EDT
Att. 36,155 - Cloudy - 80 F

livebaseballscorecards.com

AB	37
R	11
H	14
RBI	11
BB	4
SO	6
LOB	18

WP: 1 PA: 43
PB: 0
SB: 3
CS: 0

Batter	1	2	3	4	5	6	7	8	9	AB	R	H	RBI	BB	SO	LOB
2 Ben Revere, L (1, 8) OBP: 0.322, SLG: 0.359	C FF 93 X FF 93 0-1 L7		B CH 86 X SI 93 1-0 L8			C CU 79 F CH 87 S CU 80 0-3 K		C CH 81 B CU 76 C FF 91 F CU 76 S CU 77 1-3 K		4	0	0	0	0	2	1
11 Jimmy Rollins, S (1, 6) OBP: 0.322, SLG: 0.403	C FF 94 B CH 88 B CH 87 C FF 94 F CU 80 F CH 88 F FF 95 S FF 95 2-3 K			C SI 94 C CH 87 B CH 87 F FF 95 X FF 95 1-2 6 S 1B		C CU 80 B FF 95 S CH 88 B CU 81 B CH 89 X CU 80 3-2 G4-3			B SI 89 B SI 91 C FF 90 B FF 92 X FF 91 3-1 L3	4	0	1	0	0	1	0
26 Chase Utley, L (1, 4) OBP: 0.345, SLG: 0.422	B FF 95 B FF 94 B FF 94 C FF 94 C FF 94 C CU 81 3-3 K			C CU 80 1 SAFE 1 SAFE F FF 94 B FF 93 X CH 86 1-2 L8		F FF 95 F FF 94 B CU 81 S CU 81 1-3 K			C FF 91 B SL 87 X FF 91 1-1 L3	4	0	0	0	0	2	1
6 Ryan Howard, L (1, 3) OBP: 0.297, SLG: 0.366		B FF 94 S CH 86 X FF 95 1-1 G4-3		1 SAFE C FF 93 C FF 94 S CH 87 0-3 K 1-2			X FF 95 0-0 F8		C FF 92 F SI 92 B SL 86 B SL 86 B SL 86 C FF 92 3-3 K	4	0	0	0	0	2	1
3 Marlon Byrd, R (1, 9) OBP: 0.320, SLG: 0.479		C FF 94 S CH 88 F CH 88 F FF 96 C FF 95 0-3 K		S CH 86 B FF 93 S CH 87 X CH 86 1-2 G5-3			B SI 94 B CH 88 B CU 80 B FF 95 4-0 21 S BB			2	0	0	0	1	1	1
24 Grady Sizemore, L (1, 7) OBP: 0.311, SLG: 0.363		C FF 94 B FF 94 S FF 94 B FF 95 S FF 94 2-3 K			C CU 78 F FF 94 S FF 94 0-3 K		S FF 94 1 SAFE C CU 80 B FF 95 S FF 95 1-3 K			3	0	0	0	0	3	1
21 Wil Nieves, R (1, 2) OBP: 0.286, SLG: 0.420			F FF 93 S CU 81 X FF 94 0-2 F8		B CU 79 B CH 88 X FF 94 2-0 F7		B SI 96 C CU 80 S CU 80 D CU 83 F CH 87 F FF 96 S CH 88 2-3 K 1-2			3	0	0	0	0	1	1
25 Cody Asche, L (1, 5) OBP: 0.303, SLG: 0.390			B FF 93 B CH 86 F FF 94 B CH 87 X FF 94 3-1 35 SH1-4 1B		B CU 78 C CU 78 X FF 95 1-1 2B			F FF 89 B CU 74 X FF 91 1-1 P5		3	0	2	0	0	0	0
35 Cole Hamels, L (1, 1) OBP: 0.190, SLG: 0.214 17 Reid Brignac, L (8, PH) OBP: 0.318, SLG: 0.368 53 Ken Giles, R (8, 1) 63 Jake Diekman, R (8, 1)			M FF 93 X FF 92 0-1 SH1-4 1-2		C FF 94 B FF 93 2 SAFE D CH 87 X FF 94 2-1 G4-3			S CH 79 F FF 90 B FS 82 B CH 79 F FF 91 B FF 92 S CH 80 3-3 K		1 1 0 0	0 0 0 0	0 0 0 0	0 0 0 0	0 1 0 0	0 0 0 0	1 0 0 0
Inning Stats	R: 0 E: 0 K: 2 S: 11 H: 0 LOB: 0 BB: 0 P: 16	R: 0 E: 0 K: 2 S: 10 H: 0 LOB: 0 BB: 0 P: 13	R: 0 E: 0 K: 0 S: 8 H: 1 LOB: 1 BB: 0 P: 12	R: 0 E: 0 K: 1 S: 13 H: 1 LOB: 1 BB: 0 P: 16	R: 0 E: 0 K: 1 S: 8 H: 1 LOB: 1 BB: 0 P: 13	R: 0 E: 0 K: 2 S: 9 H: 0 LOB: 0 BB: 0 P: 13	R: 0 E: 0 K: 2 S: 9 H: 0 LOB: 1 BB: 1 P: 16	R: 0 E: 0 K: 2 S: 10 H: 0 LOB: 0 BB: 0 P: 15	R: 0 E: 0 K: 1 S: 7 H: 0 LOB: 0 BB: 0 P: 14	1B: 2 2B: 1 3B: 0 HR: 0 SF: 0 SAC: 1 DP: 0 HBP: 0						

PITCHER		IP	WLS	BF	H	R	ER	SO	BB	IBB	HBP	BLK	WP	HR	S	P	ERA	WHIP
37 Stephen Strasburg, R ERA: 3.39	(1, 1)	7.0	W	25	3	0	0	10	1	0	0	0	0	0	68	99	0.00	0.571
36 Tyler Clippard, R ERA: 1.72	(8, 1)	1.0	H	3	0	0	0	2	0	0	0	0	0	0	10	15	0.00	0.000
29 Rafael Soriano, R ERA: 1.87	(9, 1)	1.0		3	0	0	0	1	0	0	0	0	0	0	7	14	0.00	0.000

PITCHER	IP	WLS	BF	H	R	ER	SO	BB	IBB	HBP	BLK	WP	HR	S	P	ERA	WHIP

TOP

Philadelphia Phillies @ Washington Nationals

Nationals Park, Washington, DC

Sun Aug 03 2014, 1:38 PM - 4:25 PM EDT

Att. 30,038 - Partly Cloudy - 82 F

livebaseballscorecards.com

AB	29
R	0
H	3
RBI	0
BB	1
SO	13
LOB	7

WP: 0 PB: 0 SB: 2 CS: 0 PA: 31

BOTTOM

Batter	1	2	3	4	5	6	7	8	9	AB	R	H	RBI	BB	SO	LOB
2 Denard Span, L (1, 8) OBP: 0.352, SLG: 0.395	B FF 90 X FF 90 1-0 F7 ①		C FF 92 B FC 89 F FF 92 X FF 92 1-2 2-H 1B			F FF 89 C FF 93 B FC 89 X FC 90 1-2 25 S 1B		C FF 95 B SL 86 B FF 96 B FF 95 B FF 95 4-1 6 2B BB		3	1	2	1	1	0	0
6 Anthony Rendon, R (1, 5) OBP: 0.338, SLG: 0.470	F FF 90 F FF 90 X FF 91 0-2 F8 ②		1 SAFE C SI 92 X SI 93 0-1 L9 ③			X FF 92 0-0 F9 ①		B FF 95 X FF 95 1-0 1-H 28 2B 2B		4	1	1	1	0	0	2
28 Jayson Werth, R (1, 9) OBP: 0.365, SLG: 0.433	B FF 91 B FF 91 F FF 92 C CH 83 B FF 91 S CH 84 3-3 K ③			F FF 91 F SI 92 X FF 90 0-2 L9 ①		1 SAFE 1 SAFE X CH 83 0-0 L7 ②		C SL 87 B SL 86 B FF 96 F SL 88 F SL 88 X FF 97 2-2 34 PB 34 WP 2-H 2B		4	1	1	1	0	1	1
25 Adam LaRoche, L (1, 3) OBP: 0.368, SLG: 0.428		X FF 90 0-0 G3 ①		B FF 89 C FF 93 F FF 93 X SI 92 1-2 P3 ②		B FF 87 F FC 89 B FF 93 B FC 88 T FF 92 B FF 93 4-2 1-3 BB		I IN 66 I IN 71 I IN 66 I IN 63 4-0 34 WP 34 PB IBB		2	0	0	0	2	0	0
20 Ian Desmond, R (1, 6) OBP: 0.301, SLG: 0.425		C FF 91 F FF 92 B SI 92 F FF 92 C FF 90 1-3 K ②		B FF 93 F FF 92 X FC 90 1-1 G5-3 ③		X FF 93 0-0 L9 ③		D SL 88 F SL 85 C FF 96 D SL 88 S FF 96 2-3 K ①		4	0	0	0	0	2	4
7 Scott Hairston, R (1, 7) OBP: 0.276, SLG: 0.358 34 Bryce Harper, L (8, 7) OBP: 0.342, SLG: 0.374		C FF 92 F FF 93 B FF 90 S FF 90 1-3 K ③			B FC 88 X FF 92 1-0 1B		F CH 82 B FF 92 X CH 84 1-1 F8 ①	S SL 83 S SL 84 B SI 97 F SL 84 F SI 97 F SI 98 B SL 88 F SI 97 S SL 85 2-3 K ② 1-3 2-H		3 1	0 0	1 0	0 0	0 1	1 1	0 1
3 Asdrúbal Cabrera, S (1, 4) OBP: 0.301, SLG: 0.384			C FF 92 S FC 89 X FF 92 0-2 G5-3 ①		B FF 92 C FF 92 X CH 85 1-1 F9 ①		S SI 90 S FF 90 F FF 92 X CH 84 0-2 F9 ②	B SI 97 F SI 97 S SI 97 B SI 98 S SL 87 2-3 K ③		4	0	0	0	0	1	2
59 Jose Lobaton, S (1, 2) OBP: 0.269, SLG: 0.291			C FF 91 F FF 92 F FF 92 X FC 88 0-2 E5 37 SH1-4 2 1B		F SI 93 D CH 83 B CH 84 C CH 86 S CH 85 2-3 K ②		X SI 91 0-0 1B			3	1	1	0	0	1	1
37 Stephen Strasburg, R (1, 1) OBP: 0.200, SLG: 0.114 19 Kevin Frandsen, R (7, PH) OBP: 0.290, SLG: 0.298 36 Tyler Clippard, R (8, 1) 29 Rafael Soriano, R (9, 1)			L FF 92 X FF 91 0-1 SH1-4 ② 1-2		C FF 92 B FF 90 F CH 86 S CH 86 1-3 K ③		F SI 93 S CH 86 F CH 85 F FF 90 S CH 84 0-3 K ③			1 1 0 0	0 0 0 0	0 0 0 0	0 0 0 0	0 0 0 0	1 1 0 0	1 1 0 0
Inning Stats	R: 0 E: 0 K: 1 S: 7 H: 0 LOB: 0 BB: 0 P: 11	R: 0 E: 0 K: 2 S: 8 H: 0 LOB: 0 BB: 0 P: 10	R: 1 E: 1 K: 0 S: 14 H: 1 LOB: 1 BB: 0 P: 15	R: 0 E: 0 K: 0 S: 8 H: 0 LOB: 0 BB: 0 P: 10	R: 0 E: 0 K: 2 S: 9 H: 1 LOB: 1 BB: 0 P: 14	R: 0 E: 0 K: 0 S: 8 H: 1 LOB: 2 BB: 1 P: 13	R: 0 E: 0 K: 1 S: 12 H: 1 LOB: 1 BB: 0 P: 13	R: 3 E: 0 K: 3 S: 19 H: 2 LOB: 1 BB: 2 P: 36		1B: 4 2B: 2 3B: 0 HR: 0	SF: 0 SAC: 1 DP: 0 HBP: 0			WP: 1 PB: 1 SB: 2 CS: 0	PA: 34	

PITCHER		IP	WLS	BF	H	R	ER	SO	BB	IBB	HBP	BLK	WP	HR	S	P	ERA	WHIP
35 Cole Hamels, L ERA: 2.42	(1, 1)	7.0	L	27	4	1	0	6	1	0	0	0	0	0	66	86	0.00	0.714
53 Ken Giles, R ERA: 1.71	(8, 1)	0.1		5	2	3	2	1	1	1	0	0	0	0	9	22	54.00	9.000
63 Jake Diekman, L ERA: 4.41	(8, 1)	0.2		2	0	0	0	2	0	0	0	0	1	0	10	14	0.00	0.000

PITCHER	IP	WLS	BF	H	R	ER	SO	BB	IBB	HBP	BLK	WP	HR	S	P	ERA	WHIP

Philadelphia Phillies @ Washington Nationals

Nationals Park, Washington, DC

Sun Aug 03 2014, 1:38 PM - 4:25 PM EDT

Att. 30,038 - Partly Cloudy - 82 F

livebaseballscorecards.com

AB	30
R	4
H	6
RBI	3
BB	3
SO	9
LOB	13

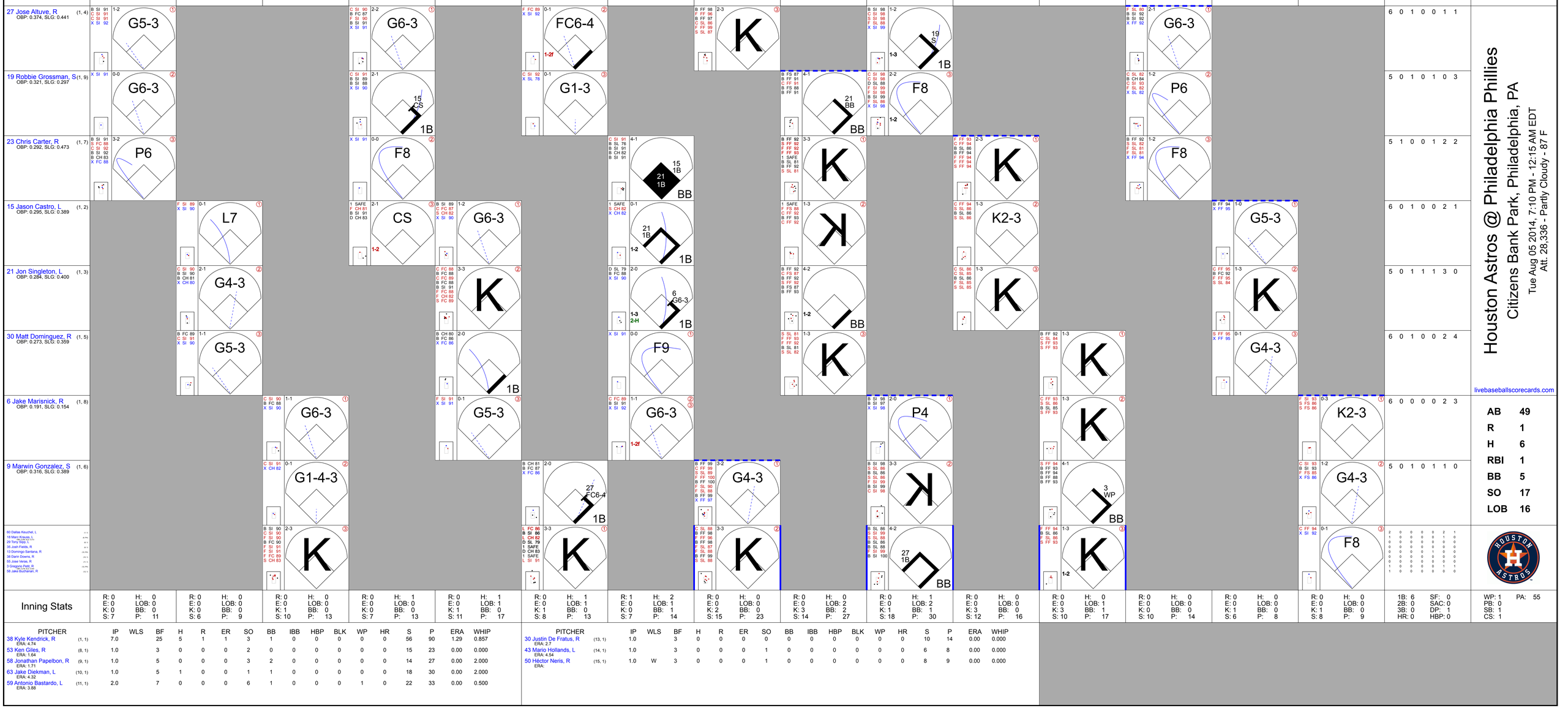

PITCHER		IP	WLS	BF	H	R	ER	SO	BB	IBB	HBP	BLK	WP	HR	S	P	ERA	WHIP
38 Kyle Kendrick, R	(1, 1)	7.0		25	5	1	1	3	1	0	0	0	0	0	56	90	1.29	0.857
ERA: 4.74																		
53 Ken Giles, R	(8, 1)	1.0		3	0	0	0	2	0	0	0	0	0	0	15	23	0.00	0.000
ERA: 1.64																		
58 Jonathan Papelbon, R	(9, 1)	1.0		5	0	0	0	3	2	0	0	0	0	0	14	27	0.00	2.000
ERA: 1.71																		
63 Jake Diekman, L	(10, 1)	1.0		5	1	0	0	1	1	0	0	0	0	0	18	30	0.00	2.000
ERA: 4.32																		
59 Antonio Bastardo, L	(11, 1)	2.0		7	0	0	0	6	1	0	0	0	1	0	22	33	0.00	0.500
ERA: 3.88																		

PITCHER		IP	WLS	BF	H	R	ER	SO	BB	IBB	HBP	BLK	WP	HR	S	P	ERA	WHIP
30 Justin De Fratus, R	(13, 1)	1.0		3	0	0	0	1	0	0	0	0	0	0	10	14	0.00	0.000
ERA: 2.7																		
43 Mario Hollands, L	(14, 1)	1.0		3	0	0	0	1	0	0	0	0	0	0	6	8	0.00	0.000
ERA: 4.54																		
50 Héctor Neris, R	(15, 1)	1.0	W	3	0	0	0	1	0	0	0	0	0	0	8	9	0.00	0.000
ERA:																		

Houston Astros @ Philadelphia Phillies

Citizens Bank Park, Philadelphia, PA

Tue Aug 05 2014, 7:10 PM - 12:15 AM EDT

Att. 28,336 - Partly Cloudy - 87 F

livebaseballscorecards.com

BOTTOM

Batter	1	2	3	4	5	6	7	8	9	10	11	12	13	14	15	AB	R	H	RBI	BB	SO	LOB
2 Ben Revere, L (1, 8) OBP: 0.322, SLG: 0.359	G6-3		G6-3		G1-3			1B		E5		G1-3			SH5-3	6	0	2	0	0	0	3
11 Jimmy Rollins, S (1, 6) OBP: 0.317, SLG: 0.397	K		1B		G4-3			F8		L8			K		F8	7	0	0	0	0	2	6
26 Chase Utley, L (1, 4) OBP: 0.348, SLG: 0.420	G4-3		G4-3	G4-3		6 G4-6-3 1B		BB			F9		BB		IBB	4	0	1	0	3	0	0
6 Ryan Howard, L (1, 3) OBP: 0.299, SLG: 0.373		HR		G4-3		G4-6-3		G4-6-3			HBP		K		1B	6	1	2	2	0	1	4
3 Marlon Byrd, R (1, 9) OBP: 0.318, SLG: 0.474		F7		BB		P5			P2		K		G4-3			5	0	0	0	1	1	2
51 Carlos Ruiz, R (1, 2) OBP: 0.360, SLG: 0.362		K		FC4			P9		L9		FC5-4			P4		6	0	0	0	0	1	2
18 Dario Ruf, R (1, 7) 53 Ken Giles, R (1, 10) 58 Jonathan Papelbon, R (1, 11) 9 Domonic Brown, L (1, 12) 63 Jake Diekman, R (1, 13) 59 Antonio Bastardo, R (1, 14) 17 Reid Brignac, L (1, 15) 30 Justin De Fratus, S (1, 16) 43 Mario Hollands, L (1, 17) 4 Andres Blanco, S (1, 18) 50 Hector Neris, R (1, 19)		G5-3			HBP		P4		G4-3			L9		G4-3		2	0	0	0	0	0	0
25 Cody Asche, L (1, 5) OBP: 0.304, SLG: 0.389		F8			1B		1B			F9		G3-1		P5		6	0	2	0	0	0	0
38 Kyle Kendrick, R (1, 1) OBP: 0.083, SLG: 0.064		K			B3		K			K		1B			1B	2	0	0	0	0	1	2
24 Grady Sizemore, L (7, PH) (8, 7) OBP: 0.313, SLG: 0.365																4	1	2	0	0	2	1
Inning Stats	R: 0 E: 0 K: 1 S: 8 H: 0 LOB: 0 BB: 0 P: 13	R: 1 E: 0 K: 1 S: 8 H: 1 LOB: 0 BB: 0 P: 11	R: 0 E: 0 K: 1 S: 11 H: 1 LOB: 1 BB: 0 P: 16	R: 0 E: 0 K: 0 S: 15 H: 0 LOB: 1 BB: 1 P: 26	R: 0 E: 0 K: 0 S: 10 H: 1 LOB: 2 BB: 0 P: 18	R: 0 E: 0 K: 0 S: 8 H: 1 LOB: 0 BB: 0 P: 12	R: 0 E: 0 K: 1 S: 10 H: 1 LOB: 1 BB: 0 P: 18	R: 0 E: 0 K: 0 S: 6 H: 1 LOB: 1 BB: 1 P: 12	R: 0 E: 0 K: 0 S: 4 H: 0 LOB: 0 BB: 0 P: 8	R: 0 E: 1 K: 1 S: 10 H: 0 LOB: 1 BB: 0 P: 17	R: 0 E: 0 K: 1 S: 9 H: 0 LOB: 0 BB: 0 P: 13	R: 0 E: 0 K: 0 S: 11 H: 1 LOB: 1 BB: 0 P: 16	R: 0 E: 0 K: 2 S: 16 H: 0 LOB: 0 BB: 1 P: 26	R: 0 E: 0 K: 0 S: 6 H: 0 LOB: 0 BB: 0 P: 8	R: 1 E: 0 K: 0 S: 11 H: 2 LOB: 2 BB: 1 P: 19	1B: 8 2B: 0 3B: 0 HR: 1	SF: 0 SAC: 1 DP: 2 HBP: 2	PA: 58	WP: 0 PB: 1 SB: 0 CS: 0			

	AB	51
	R	2
	H	9
	RBI	2
	BB	4
	SO	8
	LOB	20

PITCHER	IP	WLS	BF	H	R	ER	SO	BB	IBB	HBP	BLK	WP	HR	S	P	ERA	WHIP
60 Dallas Keuchel, L (1, 1) ERA: 2.89	7.0		27	5	1	1	4	1	0	1	0	0	1	70	114	1.29	0.857
29 Tony Sipp, L (8, 1) ERA: 2.41	1.0		4	1	0	0	0	1	0	0	0	0	0	6	12	0.00	2.000
35 Josh Fields, R (9, 1) ERA: 4.1	1.0		3	0	0	0	0	0	0	0	0	0	0	4	8	0.00	0.000
38 Darin Downs, L (10, 1) ERA: 4.5	1.1		6	0	0	0	1	0	0	1	0	0	0	14	24	0.00	0.000
55 Jose Veras, R (11, 1) ERA: 5.74	0.2		2	0	0	0	1	0	0	0	0	0	0	5	6	0.00	0.000

PITCHER	IP	WLS	BF	H	R	ER	SO	BB	IBB	HBP	BLK	WP	HR	S	P	ERA	WHIP
58 Jake Buchanan, R (12, 1) ERA: 4.95	3.2	L	16	3	1	1	2	1	1	0	0	0	0	44	69	2.46	1.091

Houston Astros @ Philadelphia Phillies

Citizens Bank Park, Philadelphia, PA

Wed Aug 06 2014, 7:07 PM - 9:55 PM EDT

Att. 26,691 - Partly Cloudy - 80 F

TOP

livebaseballscorecards.com

Batter	1	2	3	4	5	6	7	8	9	AB	R	H	RBI	BB	SO	LOB
27 Jose Altuve, R (1, 4) OBP: 0.375, SLG: 0.440	X FF 88 0-0 23 1B, 23 S, 21 FC4-6, 1B	B FF 90 B SI 92 X CH 82 2-0 ③ G4-3			B SI 90 X SI 90 1-0 19 FC3-6, 1B		B SI 89 B FF 90 B FF 92 C FF 91 X FF 91 3-1 ① G6-3 3-H		F FF 89 B FF 89 X FF 89 1-1 ③ P6	5	1	2	1	0	0	4
19 Robbie Grossman, S (1, 9) OBP: 0.316, SLG: 0.291 48 Mike Foltynewicz, R (7, 1)	C SI 89 X SI 89 0-1 ① L9	C SI 88 C CH 80 B FF 90 C FF 90 1-3 ① K	B SI 90 B CH 80 F SI 90 C CH 80 F FF 89 B CU 78 X SI 90 3-2 ② FC3-6 23 1B 1-2f		F SI 83 F SI 96 C SI 96 B SI 96 B SI 96 S SL 85 3-3 ② K 2-3				4 0	0 0	0 0	0 0	0 0	2 0	3 0
23 Chris Carter, R (1, 7) OBP: 0.294, SLG: 0.473	C FF 89 B SI 90 D SI 91 X FF 90 2-1 21 FC4-6, 1B 1-3	B CU 78 C SI 91 B CH 82 X CH 82 2-1 ② P5	B SI 91 X FF 89 1-0 1-3 1B		F SI 96 X SI 97 0-1 ③ F8				4	0	2	0	0	0	1
21 Jon Singleton, L (1, 3) OBP: 0.279, SLG: 0.392	C SI 90 B CH 81 B CH 81 F FF 89 B FF 91 X CH 81 3-2 ② FC4-6 1-2f 3-H	B SI 90 B SI 90 X SI 90 2-0 ③ G3-1	B CH 82 B SI 91 F CH 81 B SI 91 C CH 82 X FF 91 3-2 ③ G6-3				B SI 91 C FF 91 X FF 93 1-1 ① F8		4	0	0	1	0	0	3
30 Matt Dominguez, R (1, 5) OBP: 0.272, SLG: 0.361	C FF 90 B CU 78 S SI 90 X CH 81 1-2 ③ G5-3			B FF 86 X SI 90 1-0 22 G4-3, 6 SF8, 2B		F SI 87 F CH 80 F CU 79 F FF 90 C FF 90 0-3 ① K		B FF 92 B SL 82 F FF 92 B SI 92 S SI 92 C SL 81 3-3 ② K		4	1	1	0	0	2	1
22 Carlos Corporán, S (1, 2) OBP: 0.289, SLG: 0.397		C SI 88 X SI 89 0-1 ① F8		X SI 89 0-0 ① G4-3 2-3	X SI 90 0-0 ② F8			B FF 93 F SI 92 B FF 93 X SI 92 2-1 ③ L8		4	0	0	0	0	0	1
6 Jake Marisnick, R (1, 8) OBP: 0.194, SLG: 0.162		C SI 90 S CH 80 B CH 82 B CH 81 B SI 92 F SI 90 F FF 90 X SI 90 3-2 3 1B, 1B		F SI 89 X FF 88 0-1 ② SF8 3-H	C FC 88 S CH 82 B CU 78 F CH 82 X FF 91 1-2 ③ F8				X FF 87 0-0 ① P3	3	0	1	1	0	0	0
3 Gregorio Petit, R (1, 6) OBP: 0.318, SLG: 0.455	B FF 89 X SI 91 1-0 1-2 1B			B SI 90 C FF 91 F CH 81 C CU 79 1-3 ③ K			F SI 88 F CH 79 F FF 90 F FF 88 X CU 78 0-2 18 E, 18 1B, 27 G6-3, 1B		B FF 88 B FF 89 C FF 88 C FF 88 X CH 79 2-2 ② F7	4	1	2	0	0	1	0
41 Brad Peacock, R (1, 1) 38 Darin Downs, R (6, 1) 18 Marc Krauss, L (7, PH) OBP: 0.264, SLG: 0.318 (7, 9) 0 L.J. Hoes, R (9, PH) OBP: 0.233, SLG: 0.292	M SI 90 C CU 77 M CU 78 0-3 ② K				C SI 88 F SI 89 S CU 79 0-3 ① K		B SI 89 C FF 90 B CH 82 S FF 89 1 SAFE B SI 91 X FF 90 3-2 E9 19 WP 1-3 1B		X FF 88 0-0 1B	2 0 1 1	0 0 0 0	0 0 1 0	0 0 0 0	0 0 0 0	2 0 0 0	2 0 0 0

| Inning Stats | | | |

BOTTOM

Houston Astros @ Philadelphia Phillies

Citizens Bank Park, Philadelphia, PA

Wed Aug 06 2014, 7:07 PM - 9:55 PM EDT

Att. 26,691 - Partly Cloudy - 80 F

livebaseballscorecards.com

Batter	1	2	3	4	5	6	7	8	9	AB	R	H	RBI	BB	SO	LOB
2 Ben Revere, L (1, 8) OBP: 0.328, SLG: 0.370	B FF 91 C FF 92 X FF 92 1-1 11 2B 6 2B 1B	C KC 75 B ST 85 F CH 81 X FF 94 1-2 6 S 1B		C KC 76 F ST 83 X KC 76 0-2 ② F8		C SI 90 B SI 91 S FC 85 X FC 85 1-2 11 FC5-4 1B		B CU 76 X FF 97 1-0 11 WP 3B		5	2	4	0	0	0	1
11 Jimmy Rollins, S (1, 6) OBP: 0.318, SLG: 0.399	S FF 92 C FF 93 F KC 76 X ST 84 0-2 6 2B 1-3 2B	X FF 93 0-0 ① P5		C KC 77 F ST 85 X KC 77 0-2 26 HR 1-2 1B		F SI 90 F CH 84 B SI 90 X FC 85 1-2 ③ FC5-4 1-2f		B FF 98 C SI 95 F CU 77 C FF 97 1-3 ③ K 3-H		5	2	2	0	0	1	2
26 Chase Utley, L (1, 4) OBP: 0.349, SLG: 0.428	B KC 74 X FF 92 1-0 ① F7	X FF 93 0-0 ② L8		F FF 94 X CH 81 0-1 1-H 2-H HR			B SI 96 C SI 97 F FF 98 B FF 98 X SI 97 2-2 6 1B 3 1B 1B			4	2	2	3	0	0	3
6 Ryan Howard, L (1, 3) OBP: 0.301, SLG: 0.377	B KC 74 X FF 94 1-0 24 BB 21 WP 2-H 3-H 2B	C KC 76 B CH 81 C FF 94 S KC 77 1-3 ③ K 1-2		C FF 93 B KC 77 B ST 84 B FF 94 F FF 94 S FF 93 3-3 ③ K			X FF 98 0-0 24 G4-6-3 3 1B 1-2 1B			4	1	2	2	0	2	1
3 Marlon Byrd, R (1, 9) OBP: 0.320, SLG: 0.473 30 Justin De Fratus, S (8, 1) 56 Cesar Jimenez, L (9, 1)	B FF 92 T FF 92 B FF 93 B ST 83 D ST 84 4-1 21 WP 24 BB 21 SF7 BB	S KC 76 F FF 92 B KC 78 X KC 78 1-2 ① L4	C FF 92 C FF 93 B ST 84 B FF 93 F FF 92 X KC 77 2-2 ① G6-3			B CU 76 D FF 98 B FF 98 C FF 98 S SI 96 X FF 98 3-2 24 G4-6-3 1-2 2-H 1B				3 0 0	1 0 0	1 0 0	1 0 0	1 0 0	0 0 0	0 0 0
24 Grady Sizemore, L (1, 7) OBP: 0.313, SLG: 0.361 (8, 9)	C FF 92 B FF 93 B CH 79 B FF 93 F FF 92 B FF 92 4-2 21 WP 55 1B 1-2 2-3 BB	C KC 76 X ST 85 0-1 ② G3	F KC 77 C ST 85 B FF 94 B KC 79 F ST 83 X FF 93 2-2 ② G5-3			S CU 77 B CU 78 B SI 94 X SI 96 2-1 ① ② G4-6-3 1-2f 2-3				3	1	0	0	1	0	2
21 Wil Nieves, R (1, 2) OBP: 0.270, SLG: 0.403	F FF 94 B ST 84 C FF 93 B ST 83 X FF 93 2-2 ② SF7 1-2 2-H 3-H	F FF 93 F FF 94 F FF 95 T FF 94 0-2 ③ K	X FF 93 0-0 ③ G6-3				B FF 98 B SI 98 F SI 97 F SI 98 F FF 97 S SI 96 2-3 ③ K			3	0	0	1	0	2	1
25 Cody Asche, L (1, 5) OBP: 0.303, SLG: 0.385	I IN 64 I IN 60 I IN 64 I IN 63 4-0 55 1B IBB			C KC 76 B FF 93 B FF 94 C FF 93 F KC 78 B FF 92 S FF 94 3-3 ① K		B SI 90 F SI 89 S FC 83 B FC 85 F SI 91 S FC 86 2-3 ① K		B CH 84 X SI 95 1-0 ① P5		3	0	0	0	1	2	0
55 David Buchanan, R (1, 1) OBP: 0.143, SLG: 0.053 63 Jake Diekman, R (7, 1) 9 Domonic Brown, L (8, 7) OBP: 0.279, SLG: 0.337	C FF 89 X FF 89 0-1 ③ 1-3 2-H 1B			B FF 87 B FF 87 B FF 86 C FF 86 B FF 87 4-1 11 1B 26 HR BB		C SI 89 X SI 90 0-1 ② F8		C SI 98 F FF 98 B FF 98 X SI 95 1-2 ② F7		2 0 1	1 0 0	1 0 0	1 0 0	1 0 0	0 0 0	0 0 0
Inning Stats	R: 5 E: 0 K: 0 S: 16 H: 4 LOB: 2 BB: 3 P: 33	R: 0 E: 0 K: 1 S: 8 H: 1 LOB: 1 BB: 0 P: 10	R: 0 E: 0 K: 1 S: 9 H: 0 LOB: 0 BB: 0 P: 10	R: 3 E: 0 K: 2 S: 16 H: 2 LOB: 0 BB: 1 P: 26	R: 0 E: 0 K: 0 S: 9 H: 0 LOB: 0 BB: 0 P: 13	R: 0 E: 0 K: 1 S: 12 H: 1 LOB: 1 BB: 0 P: 16	R: 1 E: 0 K: 1 S: 13 H: 3 LOB: 1 BB: 0 P: 22	R: 1 E: 0 K: 1 S: 8 H: 1 LOB: 0 BB: 0 P: 12		1B: 8 2B: 2 3B: 1 HR: 1	SF: 1 SAC: 0 DP: 1 HBP: 0		WP: 2 PB: 0 SB: 1 CS: 0	PA: 38		

	AB	R	H	RBI	BB	SO	LOB
AB	33						
R	10						
H	12						
RBI	8						
BB	4						
SO	7						
LOB	10						

PITCHER		IP	WLS	BF	H	R	ER	SO	BB	IBB	HBP	BLK	WP	HR	S	P	ERA	WHIP
41 Brad Peacock, R ERA: 5.44	(1, 1)	5.0	L	25	7	8	8	4	3	1	0	0	1	1	58	92	14.40	2.000
38 Darin Downs, L ERA: 4.34	(6, 1)	1.0		4	1	0	0	1	0	0	0	0	0	0	12	16	0.00	1.000
48 Mike Foltynewicz, R ERA: 6.75	(7, 1)	2.0		9	4	2	2	2	0	0	0	0	1	0	21	34	9.00	2.000

PITCHER	IP	WLS	BF	H	R	ER	SO	BB	IBB	HBP	BLK	WP	HR	S	P	ERA	WHIP

Batter	1	2	3	4	5	6	7	8	9	AB	R	H	RBI	BB	SO	LOB
27 Jose Altuve, R (1, 4) OBP: 0.372, SLG: 0.436	F SI 89 B SI 90 X FF 90 1-1 ① L8	F FF 92 X CH 80 0-1 ③ G6-3		X SI 89 0-0 ③ F8			X CH 83 0-0 ②③ G5-4-3 1-2f			4	0	0	0	0	0	2
15 Jason Castro, L (1, 2) OBP: 0.300, SLG: 0.392	B SI 91 F SI 92 B SI 92 B FF 92 F FF 91 F CH 80 F FF 91 B FF 91 4-2 23 HR BB	C CH 78 B SL 81 X CH 79 1-1 23 HR 1B			F FF 89 B CU 69 X FF 91 1-1 18 G1-6-3 1B			X FC 91 0-0 ① G4-3		3	2	2	0	1	0	0
23 Chris Carter, R (1, 7) OBP: 0.299, SLG: 0.494	C SL 78 X SL 80 0-1 1-H HR	B FF 91 X FF 90 1-0 1-H HR			C SL 78 S SI 90 F SI 90 F CU 70 D SL 79 S CH 78 1-3 ① K			C FC 91 B SL 81 B CH 84 X FF 92 2-1 18 G4-6-3 1B		4	2	3	4	0	1	1
18 Marc Krauss, L (1, 9) OBP: 0.269, SLG: 0.338 35 Josh Fields, R (8, 1) 29 Tony Sipp, L (8, 1) 50 Chad Qualls, R (8, 1)	C CH 78 C FF 92 B SI 90 F SI 92 B CU 74 F CH 80 F FF 91 B SI 91 X FF 92 3-2 HR	B FF 91 B SL 80 F CH 79 B FF 92 B CH 78 4-1 21 FC4-5 BB			B FF 91 C SI 88 D CU 70 S SI 89 B CH 78 X CH 76 3-2 ②③ G1-6-3 1-2f			B FF 94 S SL 82 C FF 94 X FF 94 1-2 ②③ G4-6-3 1-2f		3 0 0 0	1 0 0 0	1 0 0 0	1 0 0 0	1 0 0 0	0 0 0 0	2 0 0 0
21 Jon Singleton, L (1, 3) OBP: 0.274, SLG: 0.384	C FF 92 F SL 81 B SL 82 B FF 92 C FF 92 2-3 ② K	B SL 76 B FF 91 X CH 86 2-0 ① FC4-5 30 G6-3 1-2f				S CH 78 C CH 79 B SI 90 F SL 77 S CH 78 1-3 ① K			C FF 90 C FF 91 F FS 86 B FF 91 S FS 86 1-3 ① K	4	0	0	0	0	3	1
30 Matt Dominguez, R (1, 5) OBP: 0.272, SLG: 0.360	B FF 93 C FF 92 F CH 81 F SL 80 X FF 92 1-2 1B	C SL 78 X SI 88 0-1 ②③ G6-3 1-2f				X CH 79 0-0 ② F7			C FF 91 F FF 90 B FF 92 B FF 92 F SL 81 F FF 92 X FF 91 2-2 ② P3	4	0	1	0	0	0	1
9 Marwin Gonzalez, S (1, 6) OBP: 0.315, SLG: 0.386	B CH 79 C FF 91 X SI 90 1-1 ③ F9			C FF 89 X FF 92 0-1 6 FC6-4 1B		B SI 91 L CH 78 B SL 80 S CH 78 B CH 79 S CH 78 3-3 ③ K			C FF 91 X FF 90 0-1 ③ G6-3	4	0	1	0	0	1	1
6 Jake Marisnick, R (1, 8) OBP: 0.187, SLG: 0.155		B FF 89 X CH 78 1-0 ① G5-3		B SL 77 C FF 90 X SI 89 1-1 ① FC6-4 31 SH2-4 1-2f			C FF 92 S SL 82 S SL 81 0-3 K 31 FC5-6			3	0	0	0	0	1	1
31 Collin McHugh, R (1, 1) 19 Robbie Grossman, S (8, 9) OBP: 0.316, SLG: 0.291		C FF 90 F FF 91 X SI 92 0-2 ② G6-3		C SL 77 X FF 91 0-1 ② SH2-4 1-2			L FF 93 L SL 80 X SL 80 0-2 ① FC5-6 27 G5-4-3 1-2f			2 0	0 0	0 0	0 0	0 0	0 0	1 0
Inning Stats	R: 3 H: 3 E: 0 LOB: 1 K: 1 BB: 1 S: 23 P: 35	R: 0 H: 0 E: 0 LOB: 0 K: 0 BB: 0 S: 6 P: 7	R: 2 H: 2 E: 0 LOB: 0 K: 0 BB: 1 S: 7 P: 15	R: 0 H: 1 E: 0 LOB: 1 K: 0 BB: 0 S: 7 P: 8	R: 0 H: 1 E: 0 LOB: 0 K: 1 BB: 0 S: 10 P: 15	R: 0 H: 0 E: 0 LOB: 0 K: 2 BB: 0 S: 8 P: 12	R: 0 H: 0 E: 0 LOB: 0 K: 1 BB: 0 S: 7 P: 7	R: 0 H: 1 E: 0 LOB: 0 K: 0 BB: 0 S: 6 P: 9	R: 0 H: 0 E: 0 LOB: 0 K: 1 BB: 0 S: 11 P: 14	1B: 5 SF: 0 2B: 0 SAC: 1 3B: 0 DP: 4 HR: 3 HBP: 0						

PITCHER		IP	WLS	BF	H	R	ER	SO	BB	IBB	HBP	BLK	WP	HR	S	P	ERA	WHIP
61 Sean O'Sullivan, R ERA: 6.94	(1, 1)	6.0		25	7	5	5	4	2	0	0	0	0	3	61	92	7.50	1.500
43 Mario Hollands, L ERA: 4.32	(7, 1)	2.0	W	6	1	0	0	1	0	0	0	0	1	0	13	16	0.00	0.500
58 Jonathan Papelbon, R ERA: 1.68	(9, 1)	1.0	S	3	0	0	0	1	0	0	0	0	0	0	11	14	0.00	0.000

PITCHER	IP	WLS	BF	H	R	ER	SO	BB	IBB	HBP	BLK	WP	HR	S	P	ERA	WHIP

TOP

Houston Astros @ Philadelphia Phillies

Citizens Bank Park, Philadelphia, PA

Thu Aug 07 2014, 7:07 PM - 9:53 PM EDT

Att. 26,609 - Cloudy - 81 F

livebaseballscorecards.com

AB	31
R	5
H	8
RBI	5
BB	2
SO	6
LOB	10

WP: 1	PA: 34		
PB: 0			
SB: 0			
CS: 0			

Batter	1	2	3	4	5	6	7	8	9	AB	R	H	RBI	BB	SO	LOB
2 Ben Revere, L (1, 8) OBP: 0.329, SLG: 0.371	C SI 92 X FF 92 0-1 L5		C CU 73 C CU 74 B FC 87 X CU 74 1-2 L7			C FC 87 F CU 74 B CU 75 B FC 87 F FC 86 X SI 92 2-2 11 L3 1B		B FF 94 C KC 74 X FF 94 1-1 11 1B 6 HR 1-2 1B		4	1	2	0	0	0	0
11 Jimmy Rollins, S (1, 6) OBP: 0.318, SLG: 0.398	C FF 93 C CU 73 B CU 75 B FF 92 F FC 88 X CU 75 2-2 G6-3		B CU 73 F CU 73 C FC 86 B FF 92 S FC 87 2-3 K			1 SAFE C CU 72 1 SAFE T FC 86 B FC 86 D CU 75 X FC 87 2-2 L3 1-1		C FF 93 X SL 78 0-1 6 HR 1-2 2-3 1B		4	1	1	0	0	1	1
26 Chase Utley, L (1, 4) OBP: 0.349, SLG: 0.426	C SI 93 X CU 74 0-1 G4-3			C CU 71 B CH 84 B SI 93 B FC 86 F FC 88 X FC 87 3-2 F8			X SI 90 0-0 1B	B SL 81 B FF 93 X FF 93 2-0 F7		4	0	1	0	0	0	3
6 Ryan Howard, L (1, 3) OBP: 0.301, SLG: 0.383		B FF 92 F FC 88 F FC 89 B CU 74 F FC 89 B SI 92 S FC 88 3-3 K		B FF 93 S FC 88 F FF 89 X FC 89 1-2 G6-3			B CU 71 B FC 85 F FC 86 C CU 73 F FF 87 F FC 86 B FF 91 T FC 86 3-2 K	F FF 93 D SL 84 F FF 94 F SL 84 D SL 83 D SL 83 F FF 93 X FF 93 3-2 1-H 2-H 3-H HR		4	1	1	4	0	2	1
3 Marlon Byrd, R (1, 9) OBP: 0.319, SLG: 0.471		X FF 91 0-0 24 1B 51 1B 1B		B CU 75 B FF 91 C CH 87 F FF 93 B FC 88 S FC 87 3-3 K			D CU 73 F FF 91 D FC 86 1 SAFE 1 SAFE B CH 87 C FC 85 F CH 85 C FF 90 3-3 K	B SL 84 X SI 92 1-0 G6-3		4	1	1	0	0	2	1
24 Grady Sizemore, L (1, 7) OBP: 0.313, SLG: 0.361		C FC 86 S CU 74 X SI 93 0-2 25 51 1B FC6-5-5 1-2 1B	C SI 91 X CU 72 0-1 G4-3				X FC 87 0-0 P6			3	0	1	0	0	0	1
51 Carlos Ruiz, R (1, 2) OBP: 0.363, SLG: 0.369		F FF 92 X SI 92 0-1 25 FC6-5-6 1-2 2-H 1B	C FF 92 B CU 74 F FC 85 B CU 75 S FC 85 2-3 K					B FF 92 X FF 93 1-0 25 1B 2B		3	1	2	1	0	1	0
25 Cody Asche, L (1, 5) OBP: 0.304, SLG: 0.384		C CU 72 X FC 87 0-1 FC6-5-6 1-2 2-3	C CU 73 F FF 91 B CU 74 F FC 87 B CU 73 B CU 74 X FC 85 3-2 F9					X CH 80 0-0 11 1B 2 1B 6 HR 2-H 1B		3	1	1	1	0	0	2
61 Sean O'Sullivan, R (1, 1) 17 Reid Brignac, L (6, PH) OBP: 0.310, SLG: 0.359 43 Mario Hollands, L (7, 1) 9 Domonic Brown, L (8, PH) OBP: 0.279, SLG: 0.336 58 Jonathan Papelbon, R (9, 1)			C FF 91 B FC 87 S FC 86 C FC 86 1-3 K			F FC 86 C CU 73 B SI 92 S CU 74 1-3 K		C FF 92 B FF 94 B CH 74 B FF 93 F FF 94 F FF 94 C FF 94 3-3 K		1 1 0 1 0	0 0 0 0 0	0 0 0 0 0	0 0 0 0 0	1 1 0 1 0	0 0 0 1 0	0 0 0 1 0
Inning Stats	R: 0 E: 0 K: 0 S: 8 H: 0 LOB: 0 BB: 0 P: 10	R: 1 E: 0 K: 1 S: 12 H: 3 LOB: 1 BB: 0 P: 15	R: 0 E: 0 K: 2 S: 9 H: 0 LOB: 0 BB: 0 P: 13	R: 0 E: 0 K: 1 S: 9 H: 0 LOB: 0 BB: 0 P: 16	R: 0 E: 0 K: 1 S: 9 H: 0 LOB: 0 BB: 0 P: 14	R: 0 E: 0 K: 1 S: 10 H: 1 LOB: 0 BB: 0 P: 15	R: 0 E: 0 K: 2 S: 11 H: 1 LOB: 1 BB: 0 P: 17	R: 5 E: 0 K: 1 S: 17 H: 5 LOB: 0 BB: 0 P: 28		1B: 8 2B: 2 3B: 0 HR: 1	SF: 0 SAC: 0 DP: 2 HBP: 0			WP: 0 PB: 0 SB: 0 CS: 0	PA: 32	

PITCHER		IP	WLS	BF	H	R	ER	SO	BB	IBB	HBP	BLK	WP	HR	S	P	ERA	WHIP
31 Collin McHugh, R ERA: 3.18	(1, 1)	7.0		24	5	1	1	8	0	0	0	0	0	0	68	100	1.29	0.714
35 Josh Fields, R ERA: 4.71	(8, 1)	0.1		4	3	3	3	1	0	0	0	0	0	0	8	13	81.00	9.000
29 Tony Sipp, L ERA: 2.91	(8, 1)	0.1	L	3	2	2	2	0	0	0	0	0	0	1	8	13	54.00	6.000
50 Chad Qualls, R ERA: 3.23	(8, 1)	0.1		1	0	0	0	0	0	0	0	0	0	0	1	2	0.00	0.000

PITCHER	IP	WLS	BF	H	R	ER	SO	BB	IBB	HBP	BLK	WP	HR	S	P	ERA	WHIP

BOTTOM

Houston Astros @ Philadelphia Phillies

Citizens Bank Park, Philadelphia, PA

Thu Aug 07 2014, 7:07 PM - 9:53 PM EDT

Att. 26,609 - Cloudy - 81 F

livebaseballscorecards.com

AB	32
R	6
H	10
RBI	6
BB	0
SO	9
LOB	10

Batter	1	2	3	4	5	6	7	8	9	AB	R	H	RBI	BB	SO	LOB
3 Curtis Granderson, L (1, 9) OBP: 0.333, SLG: 0.395	C SI 92 S CH 87 B CH 86 B SI 92 X CH 87 2-2 G3		B KC 82 B CH 88 B FF 92 X SI 90 3-0 5 1B 2B	B SI 93 B KC 82 X CH 87 2-0 28 1B 1-3 3-H 1B		C KC 82 S KC 82 F KC 83 B SI 92 D KC 82 B SI 92 D KC 82 4-2 5 FC6-4 1-2 BB			B SL 79 X FF 88 1-0 P4	4	0	2	1	1	0	0
28 Daniel Murphy, L (1, 4) OBP: 0.351, SLG: 0.440	F SI 92 B CH 85 B SI 92 F CH 87 F SI 92 X CH 88 2-2 5 FC4-6 1B		B SI 92 B CH 86 C KC 82 B SI 92 B SI 92 4-1 5 1B BB	X SI 92 0-0 5 G6-4-3 1-2 3-H 1B		B CH 87 B KC 82 F KC 83 F CH 88 S KC 84 2-3 K			C FF 87 B CH 79 B FF 89 F SL 81 X SL 80 2-2 L6	4	0	2	1	1	1	2
5 David Wright, R (1, 5) OBP: 0.327, SLG: 0.384	B SI 92 C KC 83 X SI 92 1-1 FC4-6 1-2f		C SI 92 B CH 88 B SI 93 X SI 92 2-1 1-2 2-3 1B	X CH 88 0-0 G6-4-3 1-2f		B KC 83 X SI 93 1-0 FC6-4 1-2f			B FF 88 X FF 88 1-0 21 CS 1B	5	0	2	0	0	0	5
21 Lucas Duda, L (1, 3) OBP: 0.354, SLG: 0.493	B SI 92 X KC 81 1-0 F9		B SI 93 F SI 92 X SI 93 1-1 G4-3		B SI 91 B CH 85 C SI 91 B KC 81 F SI 91 S CH 88 3-3 K		X FF 92 0-0 G4-3		B SL 80 S SL 80 C FF 88 D CH 80 2-2 CS 1-2	4	0	0	0	0	1	4
7 Travis d'Arnaud, R (1, 2) OBP: 0.289, SLG: 0.375		C SI 92 B SI 92 F SI 91 F SI 93 X CH 88 1-2 G5-3		S KC 82 B SI 91 X SI 91 1-1 9 1B 12 2B 1B	F SI 93 B SI 92 X CH 88 1-1 HR		C FF 93 B FF 93 C SL 84 B SL 85 S SL 85 2-3 K			4	2	2	1	0	1	0
9 Kirk Nieuwenhuis, L (1, 7) OBP: 0.333, SLG: 0.478		B SI 93 F CH 87 T CH 88 F SI 93 C KC 82 1-3 K	B SI 93 1 SAFE F SI 91 X SI 93 1-1 12 2B 4 1B 1-2 1B		B FF 93 S KC 81 S KC 81 S KC 82 1-3 K		B FF 93 S SL 84 B FF 93 B FF 92 X SL 86 3-1 G3-1			4	1	1	0	0	2	0
12 Juan Lagares, R (1, 8) OBP: 0.310, SLG: 0.375		B SI 92 B SI 93 B CH 88 C SI 92 X SI 92 3-1 F7	B KC 83 B KC 83 B SI 93 C SI 92 X SI 93 3-1 4 1B 3 1B 1-3 2-H 2B		C SI 92 F KC 82 F SI 93 B KC 83 T KC 83 1-2 K			F SI 91 X SL 82 0-1 G6-3		4	1	1	1	0	1	0
4 Wilmer Flores, R (1, 6) OBP: 0.266, SLG: 0.314			C SI 91 C SI 91 X SI 91 0-2 G6-3	C KC 83 X SI 94 0-1 3 1B 28 1B 2-3 3-H 1B		C KC 80 B KC 81 F FF 92 X SI 92 1-2 3 BB 1B			C SL 81 B SL 82 F SL 82 X FF 92 1-2 G5-3	4	1	2	1	0	0	0
40 Bartolo Colon, R (1, 1) OBP: 0.043, SLG: 0.065 61 Dana Eveland, L (9, 1) 58 Jenrry Mejia, R (9, 1)			C SI 91 C SI 91 S CH 80 0-3 K	M KC 78 L CH 79 L KC 83 0-3 K		L FF 91 S KC 80 L KC 80 0-3 K			C FF 92 S SL 83 B SL 82 C SL 82 1-3 K	4 0 0	0 0 0	0 0 0	0 0 0	0 0 0	4 0 0	3 0 0
Inning Stats	R: 0 E: 0 K: 0 S: 10 H: 1 LOB: 1 BB: 0 P: 16	R: 0 E: 0 K: 1 S: 10 H: 0 LOB: 0 BB: 0 P: 15	R: 0 E: 0 K: 1 S: 12 H: 2 LOB: 3 BB: 1 P: 22	R: 4 E: 0 K: 1 S: 14 H: 6 LOB: 1 BB: 0 P: 21	R: 1 E: 0 K: 3 S: 12 H: 1 LOB: 0 BB: 0 P: 18	R: 0 E: 0 K: 2 S: 13 H: 1 LOB: 2 BB: 1 P: 21	R: 0 E: 0 K: 1 S: 6 H: 0 LOB: 0 BB: 0 P: 11	R: 0 E: 0 K: 1 S: 8 H: 0 LOB: 0 BB: 0 P: 10	R: 0 E: 0 K: 0 S: 7 H: 1 LOB: 0 BB: 0 P: 13	1B: 9 2B: 2 3B: 0 HR: 1 SF: 0 SAC: 0 DP: 1 HBP: 0						

PITCHER		IP	WLS	BF	H	R	ER	SO	BB	IBB	HBP	BLK	WP	HR	S	P	ERA	WHIP
34 A.J. Burnett, R ERA: 4.29	(1, 1)	6.0	L	30	11	5	5	8	2	0	0	0	0	1	71	113	7.50	2.167
59 Antonio Bastardo, L ERA: 3.81	(7, 1)	1.0		3	0	0	0	1	0	0	0	0	0	0	6	11	0.00	0.000
30 Justin De Fratus, R ERA: 2.56	(8, 1)	1.0		3	0	0	0	1	0	0	0	0	0	0	8	10	0.00	0.000
56 Cesar Jimenez, L ERA:	(9, 1)	1.0		3	1	0	0	0	0	0	0	0	0	0	7	13	0.00	1.000

PITCHER	IP	WLS	BF	H	R	ER	SO	BB	IBB	HBP	BLK	WP	HR	S	P	ERA	WHIP

TOP

New York Mets @ Philadelphia Phillies

Citizens Bank Park, Philadelphia, PA

Fri Aug 08 2014, 7:09 PM - 9:58 PM EDT

Att. 32,307 - Partly Cloudy - 81 F

livebaseballscorecards.com

AB	37
R	5
H	12
RBI	5
BB	2
SO	10
LOB	14

WP: 0 PB: 0 SB: 0 CS: 1 PA: 40

BOTTOM

Batter	1	2	3	4	5	6	7	8	9	AB	R	H	RBI	BB	SO	LOB
2 Ben Revere, L (1, 8) OBP: 0.331, SLG: 0.372	C SI 87 B FF 89 F FF 88 X FF 90 1-2 11 FC4-6 1B		C SL 80 C SI 88 X SI 89 0-2 1B			C SI 86 C FF 90 X FF 92 0-2 ① G1-3		C SL 81 F FF 91 F FF 93 F SL 82 F SI 90 B FF 93 F SI 90 S CH 83 1-3 ② K		4	0	2	0	0	1	0
11 Jimmy Rollins, S (1, 6) OBP: 0.315, SLG: 0.394	1 SAFE 1 SAFE X SI 85 0-0 ① FC4-6 1-2f		1 SAFE 1 SAFE B CH 80 1 SAFE B SI 86 1 SAFE F SI 85 F SI 86 X SL 80 2-2 ③ F8			C SI 87 B FF 91 C FF 90 B FF 92 X FF 91 2-2 ② L8		C SI 88 C FF 92 B FF 92 F FF 93 X SI 90 1-2 ③ G6-3		4	0	0	0	0	0	2
26 Chase Utley, L (1, 4) OBP: 0.352, SLG: 0.432	B SI 86 F SI 86 X SI 85 1-1 ② F9			C SI 87 B FF 90 F SL 80 X CH 83 1-2 1B		B SI 88 X SI 89 1-0 1B			C FF 91 F SL 84 B SL 84 B SL 84 X SL 83 2-2 3 1B 24 2B 2B	4	1	3	0	0	0	1
6 Ryan Howard, L (1, 3) OBP: 0.300, SLG: 0.380	S SI 86 B SI 87 S SL 80 B SL 79 T CH 80 2-2 ③ K			B SI 86 B SI 87 F SL 82 B SI 85 C SI 87 F SL 81 X SL 83 3-2 ① F8		F SI 88 B SI 88 B SI 88 X SI 88 2-1 ③ G5-3			B SL 85 B SL 86 B SI 91 B SI 91 4-0 3 1B 24 2B BB	3	1	0	0	1	1	3
3 Marlon Byrd, R (1, 9) OBP: 0.323, SLG: 0.480		S FF 88 S FF 91 X FF 90 0-2 24 L4-3 1B		C SI 86 X SI 86 0-1 ② F8			X SL 80 0-0 HR		X FF 94 0-0 24 2B 25 G3 1-2 2-3 1B	4	2	3	1	0	0	1
24 Grady Sizemore, L (1, 7) OBP: 0.312, SLG: 0.363		B SI 86 1 SAFE X SI 85 1-0 ①② L4-3 1-1		C SI 88 B SI 88 B SI 88 X SI 88 2-1 ③ F9			C SL 81 B SI 89 B FF 91 F SI 88 F FF 92 C SI 89 2-3 ① K		X FF 93 0-0 25 G3 1-3 2-H 3-H 2B	4	0	1	2	0	1	2
51 Carlos Ruiz, R (1, 2) OBP: 0.358, SLG: 0.364		C FF 89 B FF 91 C SI 88 B FF 91 C SI 89 2-3 ③ K			X SI 85 0-0 ① F8		X FF 90 0-0 ② F8		X FF 93 0-0 ① F9	4	0	0	0	0	1	2
25 Cody Asche, L (1, 5) OBP: 0.300, SLG: 0.379			B FF 88 B SI 86 F SI 87 B FF 90 F SI 88 C SI 88 3-3 ① K		C FF 90 B FF 92 B FF 90 X SI 87 2-1 ② F7		C FF 90 B FF 92 X FF 92 1-1 ③ F7		B CU 79 S FF 95 X SI 94 1-1 ② G3 2-3 3-H	4	0	0	1	0	1	1
34 A.J. Burnett, R (1, 1) OBP: 0.180, SLG: 0.188 59 Antonio Bastardo, R (7, 1) 30 Justin De Fratus, S (8, 1) 9 Domonic Brown, L (8, PH) OBP: 0.278, SLG: 0.335 56 Cesar Jimenez, L (9, 1) 17 Reid Brignac, L (9, PH) OBP: 0.307, SLG: 0.354			C SI 88 F FF 91 X FF 91 0-2 ② P3		B SI 88 X SI 87 1-0 ③ G5-3			T FF 90 S SI 90 F FF 92 F FF 91 S SI 90 0-3 ① K	B CU 80 F FF 94 C SI 90 C FF 94 1-3 ③ K	2 0 0 0 1 0 1	0 0 0 0 0 0 0	0 0 0 0 0 0 0	0 0 0 0 0 0 0	0 0 0 0 1 0 0	0 0 0 0 0 0 0	0 0 0 0 0 1 1
Inning Stats	R: 0 E: 0 K: 1 S: 9 H: 1 LOB: 1 BB: 0 P: 13	R: 0 E: 0 K: 1 S: 7 H: 1 LOB: 0 BB: 0 P: 10	R: 0 E: 0 K: 1 S: 12 H: 1 LOB: 1 BB: 0 P: 17	R: 0 E: 0 K: 0 S: 11 H: 1 LOB: 1 BB: 0 P: 17	R: 0 E: 0 K: 0 S: 4 H: 0 LOB: 0 BB: 0 P: 7	R: 0 E: 0 K: 0 S: 9 H: 1 LOB: 1 BB: 0 P: 14	R: 1 E: 0 K: 1 S: 8 H: 1 LOB: 0 BB: 0 P: 11	R: 0 E: 0 K: 2 S: 16 H: 0 LOB: 0 BB: 0 P: 18	R: 3 E: 0 K: 1 S: 11 H: 3 LOB: 1 BB: 1 P: 19	1B: 6 2B: 3 3B: 0 HR: 1 SF: 0 SAC: 0 DP: 1 HBP: 0						WP: 0 PB: 0 SB: 0 CS: 0 PA: 36

PITCHER		IP	WLS	BF	H	R	ER	SO	BB	IBB	HBP	BLK	WP	HR	S	P	ERA	WHIP
40 Bartolo Colon, R ERA: 3.97	(1, 1)	8.0	W	29	6	1	1	6	0	0	0	0	0	1	76	107	1.12	0.750
61 Dana Eveland, L ERA: 3.0	(9, 1)	0.0		2	1	2	2	0	1	0	0	0	0	0	3	9	∞	∞
58 Jenrry Mejia, R ERA: 3.68	(9, 1)	1.0	S	5	2	1	1	1	0	0	0	0	0	0	8	10	9.00	2.000

PITCHER	IP	WLS	BF	H	R	ER	SO	BB	IBB	HBP	BLK	WP	HR	S	P	ERA	WHIP

New York Mets @ Philadelphia Phillies

Citizens Bank Park, Philadelphia, PA

Fri Aug 08 2014, 7:09 PM - 9:58 PM EDT

Att. 32,307 - Partly Cloudy - 81 F

livebaseballscorecards.com

AB	35
R	4
H	9
RBI	4
BB	1
SO	7
LOB	13

Batter	1	2	3	4	5	6	7	8	9	10	11	AB	R	H	RBI	BB	SO	LOB
3 Curtis Granderson, L (1, 9) OBP: 0.334, SLG: 0.396	B FC 90 X FF 93 1-0 ① G4-3			C CH 84 B FF 90 X FF 92 1-1 28 FC6-4 1B	B FF 94 X FF 94 1-0 ③ F7			B SI 97 B SI 98 X SI 98 2-0 ① G4-3			C SL 83 S SL 84 B SL 85 B SL 85 X FF 92 2-2 5 1B 21 1B 1B	5	1	2	0	0	0	2
28 Daniel Murphy, L (1, 4) OBP: 0.348, SLG: 0.436	S FC 89 F FF 94 B CU 80 B CH 84 F FC 90 X FC 91 2-2 ② G5-3			C FC 89 1 SAFE F FC 90 X FC 90 0-2 ① FC6-4 29 CS 5 WP 1-2f	C FF 93 B CU 79 C FF 94 F CH 85 B FC 90 X FF 94 2-2 ① G4-3			C SI 98 F SI 98 B SL 87 X SI 98 1-2 ② L7			F FF 92 X FF 92 0-1 ① F7	5	0	0	0	0	0	2
5 David Wright, R (1, 5) OBP: 0.330, SLG: 0.384	C CH 85 B CU 80 F FF 94 B CU 78 F FF 95 B FF 94 X CH 86 3-2 ③ G5-3			1 SAFE B CU 80 B FF 92 B CU 78 B FF 92 4-0 29 CS 1-2 BB	S CH 85 B CH 86 B CU 80 B CH 85 F FF 93 D CH 86 4-2 29 1B BB			C SL 86 B SI 99 F SI 99 F SI 99 X SI 100 1-2 ③ L9			1 SAFE 1 SAFE C FF 92 B FF 93 T FF 94 B FF 94 X FF 94 2-2 21 1B 29 BB 1-3 1B	3	0	1	0	2	0	0
29 Eric Campbell, R (1, 7) OBP: 0.348, SLG: 0.388		S CH 83 B CU 76 F CH 85 F FF 93 B FF 91 T CH 85 2-2 ① K		C FF 94 S FF 94 D CH 87 X CH 85 1-2 ② ③ L9 1-2 2-3		1 SAFE X CH 84 0-0 21 G4-6-3 1-3 1B			B FF 90 B SL 78 X FF 91 2-0 ① L9		B FF 93 F SL 85 T FF 94 B FF 93 F FF 93 B FF 94 B SL 87 4-2 21 1B 1-2 BB	4	0	1	0	1	1	2
21 Lucas Duda, L (1, 3) OBP: 0.355, SLG: 0.492		C FC 90 B FF 92 B FF 92 S CH 86 C FF 95 2-3 ② K			S CH 84 F FF 93 X FC 90 0-2 12 1B 7 PB 4 FC5-4 1B	X FF 92 0-0 ② ③ G4-6-3 1-2f			C FF 92 B FF 92 B FS 86 S FF 91 F FF 92 F SL 79 F FF 92 X FS 86 2-2 ② G5-3		X FF 93 0-0 1-2 2-3 3-H 1B	5	1	2	1	0	1	2
7 Travis d'Arnaud, R (1, 2) OBP: 0.287, SLG: 0.370		S FF 94 C FF 94 B FF 94 S FF 95 1-3 ③ K			B FC 90 F FF 94 B FF 93 S FC 90 D CH 86 F FC 91 D CH 85 4-2 4 FC5-4 12 1B 1-2 BB		C CU 77 B CU 77 X FF 92 1-1 ① G6-3		B FF 91 B FF 91 B FF 90 F SL 81 F SL 79 F FF 92 F FF 92 F FS 86 B FF 90 3-2 F FF 92 X SL 81 ③ G5-3		C SL 82 B SL 83 B FF 93 B SI 92 X FF 93 3-1 ② P5	4	0	0	0	1	1	3
12 Juan Lagares, R (1, 8) OBP: 0.315, SLG: 0.380			C FF 94 F FF 93 H FF 93 1-2 4 G5-4-3 HBP		S CH 86 B FF 93 B FF 94 T FF 94 X CH 85 2-2 4 FC5-4 1-2 2-3 1B		B CU 78 X FF 92 1-0 2B			C FF 98 F SL 86 S SL 87 0-3 ① K	C SL 82 C FF 94 C SL 81 0-3 ③ K	4	0	2	0	0	2	3
4 Wilmer Flores, R (1, 6) OBP: 0.257, SLG: 0.303			D CH 84 B CH 85 S CH 84 F FC 90 X CH 84 2-2 ① ② G5-4-3 1-2f		X FF 91 0-0 ① FC5-4 1-2f 2-3 3-H		S CH 85 C FF 92 X FC 88 0-2 ② F8			B SL 86 S FF 98 B SL 89 B FF 98 X FF 96 3-1 ② P5		4	0	0	1	0	0	4
35 Dillon Gee, R (1, 1) 66 Josh Edgin, R (8, 1) 38 Vic Black, R (9, 1) 9 Kirk Nieuwenhuis, L (10, PH) OBP: 0.329, SLG: 0.471 61 Dana Eveland, L (10, 1) 27 Jeurys Familia, R (11, 1) OBP: 1.000, SLG: 1.000			S FF 94 S FF 93 S FF 94 0-3 ③ K		D CH 86 F FF 90 X CH 85 1-1 ② B2		S CH 85 S FF 93 T FF 93 0-2 ③ K			C FF 97 B SL 87 B SL 87 F FF 96 B FF 98 S SL 86 3-3 ③ K		3 0 0 0 1 0 0	0 0 0 0 0 0 0	0 0 0 0 0 0 0	0 0 0 0 0 0 0	2 0 0 0 1 0 0	3 0 0 0 0 0 0
Inning Stats	R: 0 H: 0 E: 0 LOB: 0 K: 0 BB: 0 S: 9 P: 15	R: 0 H: 0 E: 0 LOB: 0 K: 3 BB: 0 S: 10 P: 15	R: 0 H: 0 E: 0 LOB: 0 K: 1 BB: 0 S: 8 P: 11	R: 0 H: 1 E: 0 LOB: 1 K: 0 BB: 1 S: 8 P: 14	R: 1 H: 2 E: 0 LOB: 2 K: 0 BB: 1 S: 13 P: 21	R: 0 H: 1 E: 0 LOB: 1 K: 0 BB: 1 S: 8 P: 14	R: 0 H: 1 E: 0 LOB: 1 K: 1 BB: 0 S: 9 P: 11	R: 0 H: 0 E: 0 LOB: 0 K: 0 BB: 0 S: 8 P: 12	R: 0 H: 0 E: 0 LOB: 0 K: 0 BB: 0 S: 15 P: 22	R: 0 H: 0 E: 0 LOB: 0 K: 2 BB: 0 S: 8 P: 14	R: 1 H: 3 E: 0 LOB: 3 K: 1 BB: 1 S: 17 P: 28	1B: 7 SF: 0 2B: 1 SAC: 0 3B: 0 DP: 2 HR: 0 HBP: 1						

PITCHER		IP	WLS	BF	H	R	ER	SO	BB	IBB	HBP	BLK	WP	HR	S	P	ERA	WHIP
35 Cole Hamels, L ERA: 2.37	(1, 1)	7.0		27	5	1	1	5	3	0	1	0	1	0	65	101	1.29	1.143
63 Jake Diekman, L ERA: 4.18	(8, 1)	1.0		3	0	0	0	0	0	0	0	0	0	0	8	12	0.00	0.000
58 Jonathan Papelbon, R ERA: 1.64	(9, 1)	1.0		3	0	0	0	0	0	0	0	0	0	0	15	22	0.00	0.000
53 Ken Giles, R ERA: 1.57	(10, 1)	1.0		3	0	0	0	2	0	0	0	0	0	0	8	14	0.00	0.000
59 Antonio Bastardo, L ERA: 3.96	(11, 1)	0.1	L	5	3	1	1	0	1	0	0	0	0	0	12	20	27.00	12.000

PITCHER		IP	WLS	BF	H	R	ER	SO	BB	IBB	HBP	BLK	WP	HR	S	P	ERA	WHIP
30 Justin De Fratus, R ERA: 2.52	(11, 1)	0.2		2	0	0	0	1	0	0	0	0	0	0	5	8	0.00	0.000

TOP

New York Mets @ Philadelphia Phillies

Citizens Bank Park, Philadelphia, PA

Sat Aug 09 2014, 7:51 PM - 11:31 PM EDT
Att. 39,153 - Partly Cloudy - 82 F

livebaseballscorecards.com

AB	38
R	2
H	8
RBI	2
BB	4
SO	8
LOB	21

1B: 7	SF: 0	WP: 1	PA: 43
2B: 1	SAC: 0	PB: 1	
3B: 0	DP: 2	SB: 0	
HR: 0	HBP: 1	CS: 2	

Batter	1	2	3	4	5	6	7	8	9	10	11	AB	R	H	RBI	BB	SO	LOB
2 Ben Revere, L (1, 8) OBP: 0.327, SLG: 0.368	C FF 87 B SI 89 B CH 82 B SI 89 C SI 88 X SI 88 3-2 G4-3 ①		B SL 78 B SI 88 X SI 88 2-0 F8 ①		C KC 72 B CH 82 F SI 90 X CH 83 1-2 G2-3 ③			B SL 88 S SL 87 X CU 78 1-1 G3 ①		L SL 86 C FF 87 C FF 91 0-3 K ③		5	0	0	0	0	1	0
11 Jimmy Rollins, S (1, 6) OBP: 0.316, SLG: 0.394	C SI 90 B KC 72 C KC 72 B FF 90 X CH 83 2-2 L4 ②		B FF 89 F SI 90 X SI 89 1-1 26 FC3-6 1B			B SI 88 C FF 89 F CH 83 B SI 90 F FF 90 S FF 90 2-3 K ①		C FF 91 B CH 86 F CH 87 B FF 94 F FF 92 F SI 92 F SL 89 B CH 89 X SI 92 3-2 26 FC4-6 1B			C SI 96 F SI 96 F SL 85 X FF 97 0-2 F9 ①	5	0	2	0	0	1	0
26 Chase Utley, L (1, 4) OBP: 0.350, SLG: 0.428	B KC 72 B SI 91 B SI 90 C SI 88 B SI 90 4-1 BB		C SL 81 1 SAFE P PO 84 X SI 87 1-1 FC3-6 ② 1-2f			S CH 83 F FF 90 B SL 82 X CH 83 1-2 L9 ②		1 SAFE 1 SAFE D SL 88 X FF 94 1-0 FC4-6 ② 1-2f			C SI 96 B SI 97 C SI 96 B SL 89 F SI 97 B SI 87 X SI 96 3-2 G2-3 ②	4	0	0	0	1	0	2
6 Ryan Howard, L (1, 3) OBP: 0.299, SLG: 0.378 4 Andrés Blanco, S (11, PR) OBP: 0.381, SLG: 0.450	B SI 88 X SI 89 1-0 G6-3 ③		F SI 88 C SI 89 X CH 82 0-2 F7 ③			S SL 81 B KC 75 B CH 82 B SI 90 S FF 90 S CH 83 3-3 K ③		1 SAFE C FF 94 X FF 93 0-1 L8 ③			F SI 97 X SI 97 0-1 3 BB 1B	5 0	0 0	1 0	0 0	0 0	1 0	3 0
3 Marlon Byrd, R (1, 9) OBP: 0.322, SLG: 0.476		F FF 88 B KC 72 B KC 71 B SI 89 X FF 89 3-1 F8 ①		B CH 81 F SI 90 F FF 90 B SL 82 S CH 83 2-3 K ①			F FF 90 X SI 89 0-1 P3 ①		C FF 97 B FF 97 X FF 97 1-1 L8 ①		S SL 88 B SL 87 1 SAFE B SI 98 D SL 86 B SI 97 4-1 1-2 BB	4	0	0	0	1	1	0
9 Domonic Brown, L (1, 7) OBP: 0.277, SLG: 0.331	B KC 71 B SI 88 F SI 89 B SI 89 B SI 90 4-1 51 1B BB			B KC 74 F SI 90 F FF 91 F SI 91 X CH 84 1-2 G1-3 ②			B SI 89 B CH 82 B SI 89 C FF 90 F SI 90 X CH 82 3-2 P3 ②		C FF 97 X SI 98 0-1 G4-3 ②		B SI 97 S SI 95 B SI 96 F SI 97 X SI 97 2-2 G6-3 ③	4	0	0	0	1	0	2
51 Carlos Ruiz, R (1, 2) OBP: 0.360, SLG: 0.376	B SI 90 X SI 89 1-0 1-2 1B			B CH 82 B CH 82 X FF 90 2-0 G5-3 ③			B FF 89 B CH 82 X FF 90 2-0 HR		B CU 85 X FF 98 1-0 F8 ③			4	1	2	1	0	0	0
25 Cody Asche, L (1, 5) OBP: 0.299, SLG: 0.375	X SI 89 0-0 F7 ②				C CH 81 B CH 81 X SI 90 1-1 F8 ①		B SI 90 T SI 90 B KC 72 B CH 82 F SI 89 F SI 91 B FF 90 4-2 BB			B FF 90 X FF 90 1-0 G4-3 ①		3	0	0	0	1	0	2
35 Cole Hamels, L (1, 1) OBP: 0.182, SLG: 0.205 24 Grady Sizemore, L (7, PH) OBP: 0.311, SLG: 0.362 63 Jake Diekman, R (8, 1) 58 Jonathan Papelbon, R (9, 1) 53 Ken Giles, R (10, 1) 18 Darin Ruf, R (10, PH) OBP: 0.270, SLG: 0.267 59 Antonio Bastardo, R (11, 1) 30 Justin De Fratus, S (11, 1)	D KC 74 F SI 90 C SI 92 F CH 83 S FF 92 1-3 K ③				S FF 90 X SI 91 0-1 G4-3 ②		C SI 90 B SI 90 F SI 91 X SI 92 1-2 G6-3 ③			B SL 86 B SL 84 B FF 91 C SI 91 S SI 91 X SI 91 3-2 G6-3 ②	2 1 0 0 0 0 1 0 0 0	0 0 0 0 0 0 0 0 0 0	0 0 0 0 0 0 0 0 0 0	0 0 0 0 0 0 0 0 0 0	0 0 0 0 0 0 0 0 0 0	1 0 0 0 0 0 0 0 0 0	2 1 0 0 0 0 0 0 0 0
Inning Stats	R: 0 E: 0 K: 0 S: 8 H: 0 LOB: 1 BB: 1 P: 18	R: 0 E: 0 K: 1 S: 9 H: 1 LOB: 2 BB: 1 P: 18	R: 0 E: 0 K: 0 S: 9 H: 1 LOB: 1 BB: 0 P: 12	R: 0 E: 0 K: 1 S: 8 H: 0 LOB: 0 BB: 0 P: 13	R: 0 E: 0 K: 0 S: 7 H: 0 LOB: 0 BB: 0 P: 9	R: 0 E: 0 K: 2 S: 11 H: 0 LOB: 0 BB: 0 P: 17	R: 1 E: 0 K: 0 S: 12 H: 1 LOB: 1 BB: 1 P: 22	R: 0 E: 0 K: 0 S: 11 H: 1 LOB: 1 BB: 0 P: 16	R: 0 E: 0 K: 0 S: 5 H: 0 LOB: 0 BB: 0 P: 7	R: 0 E: 0 K: 1 S: 7 H: 0 LOB: 0 BB: 0 P: 11	R: 0 E: 0 K: 0 S: 14 H: 1 LOB: 2 BB: 1 P: 23	1B: 4 2B: 0 3B: 0 HR: 1 SF: 0 SAC: 0 DP: 0 HBP: 0						

PITCHER		IP	WLS	BF	H	R	ER	SO	BB	IBB	HBP	BLK	WP	HR	S	P	ERA	WHIP
35 Dillon Gee, R ERA: 3.54	(1, 1)	7.0		27	3	1	1	4	3	0	0	0	0	1	64	109	1.29	0.857
66 Josh Edgin, L ERA: 1.74	(8, 1)	1.0		4	1	0	0	0	0	0	0	0	0	0	11	16	0.00	1.000
38 Vic Black, R ERA: 1.63	(9, 1)	1.0		3	0	0	0	0	0	0	0	0	0	0	5	7	0.00	0.000
61 Dana Eveland, L ERA: 2.86	(10, 1)	1.0	W	3	0	0	0	1	0	0	0	0	0	0	7	11	0.00	0.000
27 Jeurys Familia, R ERA: 1.86	(11, 1)	1.0	S	5	1	0	0	0	1	0	0	0	0	0	14	23	0.00	2.000

PITCHER	IP	WLS	BF	H	R	ER	SO	BB	IBB	HBP	BLK	WP	HR	S	P	ERA	WHIP

BOTTOM

New York Mets @ Philadelphia Phillies

Citizens Bank Park, Philadelphia, PA

Sat Aug 09 2014, 7:51 PM - 11:31 PM EDT
Att. 39,153 - Partly Cloudy - 82 F

livebaseballscorecards.com

AB	38
R	1
H	5
RBI	1
BB	4
SO	5
LOB	12

WP: 0 PA: 42
PB: 0
SB: 0
CS: 0

New York Mets @ Philadelphia Phillies

Citizens Bank Park, Philadelphia, PA

Sun Aug 10 2014, 1:42 PM - 4:57 PM EDT

Att. 31,061 - Partly Cloudy - 85 F

TOP

livebaseballscorecards.com

Batter	1	2	3	4	5	6	7	8	9	AB	R	H	RBI	BB	SO	LOB
3 Curtis Granderson, L (1, 9) OBP: 0.337, SLG: 0.397	C SI 89 X SI 91 0-1 E3 28 G3 5 1B	D CH 82 D CH 82 B FC 89 B FC 88 4-0 BB		C CH 80 X SI 90 0-1 28 1B 1B		X FF 93 0-0 28 FC5-4 1B		C SL 82 S SL 84 B SL 84 T SL 83 1-2 ① K		4	1	2	0	1	1	0
28 Daniel Murphy, L (1, 4) OBP: 0.346, SLG: 0.434	C SI 90 X CH 82 0-1 ① G3 1-2	F FC 89 F FC 89 X SI 91 0-2 ②③ SF8-3-5 2-3 3-H		B FC 88 B FC 88 X SI 88 2-0 5 G5-4-3 1-2 1B		F FF 94 B SL 81 C FF 94 B FF 94 X FF 94 2-2 ① FC5-4 5 G4-3 1-2f		C SI 96 B SI 96 X SI 97 1-1 ② L7		4	0	1	1	0	0	2
5 David Wright, R (1, 5) OBP: 0.331, SLG: 0.384	X SI 91 0-0 7 BB 2-H 1B		X SI 90 0-0 7 1B 12 3B 1B	C FC 88 B SI 91 S FC 87 X SI 91 1-2 ②③ G5-4-3 1-2f		F FF 94 X FF 92 0-1 ② G4-3 1-2		C SI 97 F SI 96 B SI 96 S SL 87 1-3 ③ K		5	1	2	1	0	1	3
21 Lucas Duda, L (1, 3) OBP: 0.355, SLG: 0.497	D CH 82 S CH 80 L FC 88 X CH 83 1-2 ② F7		X SI 90 0-0 ① F7		C SI 90 B FC 89 B SL 78 B SL 76 X SI 89 3-1 HR	C SL 81 B SL 81 B SL 83 B FF 94 B FF 94 4-1 BB			C SL 84 C FF 96 F SL 86 S SL 86 0-3 ① K	4	1	1	1	1	1	2
7 Travis d'Arnaud, R (1, 2) OBP: 0.293, SLG: 0.383	B SL 77 B FC 86 F FC 86 B SI 91 F SI 90 B CH 82 4-2 1-2 BB		D FC 88 B SI 89 X SI 90 2-0 12 3B 1-2 1B		X FC 85 0-0 HR	S CH 85 F FF 94 X SL 82 0-2 ③ L7			F FF 97 T FF 97 X FF 98 0-2 ② L9	4	2	2	1	1	0	2
6 Matthew den Dekker, L (1, 7) OBP: 0.241, SLG: 0.220	B FC 89 B CH 82 B SI 90 F SI 91 X SI 90 3-1 ③ G3-1		B SI 90 B SI 90 X SI 90 2-0 ② F8		B FC 89 X SI 90 1-0 1B		B FF 93 X FF 93 1-0 ① F9		B FF 96 C FF 94 C SL 84 X SL 86 1-2 12 CS 1B	5	0	2	0	0	0	4
12 Juan Lagares, R (1, 8) OBP: 0.321, SLG: 0.390		B SI 88 B SI 89 B FC 86 C SI 88 C SI 89 B SI 91 4-2 45 SH1-4 4 1B 28 SF8-3-5 BB	X SI 91 0-0 1-H 2-H 3B		C FC 87 F SI 90 1 SAFE X SL 77 0-2 ① L6		C CH 83 B FF 93 B FF 93 F FF 93 B FF 94 X FF 94 3-2 1B		C SL 85 F FF 96 F FF 96 B FF 95 1-2 ③ CS 1-2	3	1	2	2	1	0	1
4 Wilmer Flores, R (1, 6) OBP: 0.256, SLG: 0.301		C SI 90 B SI 91 1 SAFE F SI 91 D CH 83 X SI 92 2-2 28 SF8-3-5 45 SH1-4 1-2 1B	B SL 75 C SL 77 X SL 77 1-1 ③ G6-3		X SL 77 0-0 ② F8		X FF 93 0-0 ② F8			4	0	1	0	0	0	3
45 Zack Wheeler, L (1, 1) OBP: 0.103, SLG: 0.105 29 Eric Campbell, R (7, PH) OBP: 0.345, SLG: 0.385 38 Vic Black, R (7, 1) 66 Josh Edgin, R (7, 1) 58 Jenrry Mejia, R (9, 1)		X SI 90 0-0 ① SH1-4 1-2 2-3		C FC 87 F FC 87 B SL 74 S SL 76 1-3 ① K	F SI 90 S SL 77 F SL 76 B SI 90 X SL 74 1-2 ③ G5-3		B FF 93 C CH 85 F FF 93 S SL 81 1-3 ③ K			2 1 0 0 0	0 0 0 0 0	0 0 0 0 0	0 0 0 0 0	0 0 0 0 0	1 1 0 0 0	1 1 0 0 0

AB	36
R	6
H	13
RBI	6
BB	4
SO	5
LOB	19

Inning Stats	1	2	3	4	5	6	7	8	9
	R: 1 E: 1 K: 0 S: 12	R: 1 E: 0 K: 0 S: 9	R: 2 E: 0 K: 0 S: 7	R: 0 E: 0 K: 1 S: 9	R: 2 E: 0 K: 0 S: 12	R: 0 E: 0 K: 0 S: 10	R: 0 E: 0 K: 1 S: 8	R: 0 E: 0 K: 2 S: 8	R: 0 E: 0 K: 1 S: 13
	H: 1 LOB: 2 BB: 1 P: 20	H: 1 LOB: 1 BB: 2 P: 19	H: 3 LOB: 1 BB: 0 P: 12	H: 2 LOB: 1 BB: 0 P: 13	H: 3 LOB: 1 BB: 0 P: 17	H: 1 LOB: 2 BB: 1 P: 16	H: 1 LOB: 1 BB: 0 P: 13	H: 0 LOB: 0 BB: 0 P: 11	H: 1 LOB: 0 BB: 0 P: 15

1B: 10	SF: 1
2B: 1	SAC: 1
3B: 1	DP: 2
HR: 2	HBP: 0

WP: 0	PA: 43
PB: 0	
SB: 0	
CS: 1	

PITCHER		IP	WLS	BF	H	R	ER	SO	BB	IBB	HBP	BLK	WP	HR	S	P	ERA	WHIP
38 Kyle Kendrick, R ERA: 4.88	(1, 1)	5.0		27	10	6	5	1	3	0	0	0	0	2	49	81	9.00	2.600
43 Mario Hollands, L ERA: 4.12	(6, 1)	2.0		9	2	0	0	1	1	0	0	0	0	0	18	29	0.00	1.500
63 Jake Diekman, L ERA: 4.1	(8, 1)	1.0		3	0	0	0	2	0	0	0	0	0	0	8	11	0.00	0.000
53 Ken Giles, R ERA: 1.5	(9, 1)	1.0	W	3	1	0	0	1	0	0	0	0	0	0	13	15	0.00	1.000

PITCHER		IP	WLS	BF	H	R	ER	SO	BB	IBB	HBP	BLK	WP	HR	S	P	ERA	WHIP

Batter	1	2	3	4	5	6	7	8	9	AB	R	H	RBI	BB	SO	LOB
2 Ben Revere, L (1, 8) OBP: 0.325, SLG: 0.366	B SI 93 C SI 94 B CU 76 X SI 95 2-1 G5-3 ①		C CH 89 B CH 91 B SI 96 B SI 97 X FF 96 3-1 E5		C CU 77 B CH 87 X CH 88 1-1 L3 ③ 1-2 2-3		C FF 96 B CU 80 X SI 95 1-1 11 1B 26 3B 1B		L FF 93 B CU 77 C CU 80 S SI 95 1-3 K ①	5	1	1	0	0	1	3
11 Jimmy Rollins, S (1, 6) OBP: 0.315, SLG: 0.392	B CU 77 B SI 96 X SI 96 2-0 F8 ②		F SI 94 C FF 97 B CH 87 1 SAFE B FF 96 F CU 78 X FF 96 2-2 G3-1 ③			B SI 94 C FF 96 C FF 95 F SI 95 F SI 96 B FF 96 F CU 78 F CH 88 F CU 80 3-2 P4 ① F FF 97 F SI 97 F FF 97 B FC 92 X CH 90	C SI 95 F FF 98 B SI 96 X SI 96 1-2 26 3B 1B 1-2		S FF 94 X FF 94 0-1 L9 ②	5	1	1	0	0	0	2
26 Chase Utley, L (1, 4) OBP: 0.355, SLG: 0.442	C CU 78 B SI 96 F FF 96 B FF 96 X FC 92 2-2 HR			C FF 96 B FF 96 F FF 95 B FF 97 F SI 96 X CH 90 2-2 F8 ①		C FF 96 B CU 78 F FF 96 X FF 96 1-2 24 BB 9 2B 1B	B CU 82 B SI 96 T FF 96 X FF 96 2-1 1-H 2-H 3B		B FF 94 C SI 92 B SI 90 F SL 86 B FF 94 I 4-2 6 1B 1-2 IBB	4	2	3	3	1	0	0
6 Ryan Howard, L (1, 3) OBP: 0.298, SLG: 0.376	C FF 97 F FF 96 X CU 78 0-2 G3-1 ③			C FC 91 B CH 88 X CH 90 1-1 L9 ②		F FF 96 X FF 96 0-1 F7 ②	S SL 86 S SL 85 B SL 85 B CU 78 B FF 93 S SL 86 3-3 K ③		B FF 94 S SL 86 F CH 89 B FF 95 B CU 80 X SL 86 3-2 1-2 2-H 1B	5	0	1	1	0	1	2
24 Grady Sizemore, L (1, 9) OBP: 0.310, SLG: 0.358		B FF 94 C SI 95 X SI 95 1-1 G4-3 ①		C CU 78 X CU 77 0-1 G4-3 ③		B SI 95 B CH 88 B FF 96 B SI 95 4-0 9 2B 1-2 BB		C FF 92 B FF 93 F FF 93 S CU 78 1-3 K ①		3	1	0	0	1	1	0
9 Domonic Brown, L (1, 7) OBP: 0.279, SLG: 0.334		C FF 95 B CH 89 S CH 90 S FF 97 1-3 K ②			S CU 77 B SI 96 B SI 95 B CH 87 B SI 96 4-1 2 WP 21 BB BB	B FF 96 C FF 96 X FF 94 1-1 1-H 2-H 2B		F FF 92 F FF 92 S FF 93 0-3 K ②		3	0	1	2	1	2	0
21 Wil Nieves, R (1, 2) OBP: 0.269, SLG: 0.387		B FC 91 C FF 96 S CU 78 S CU 78 1-3 K ③			D SI 95 B SI 96 C SI 96 S FF 95 B FF 96 F FF 96 B FC 88 4-2 2 WP 1-2 BB	B FC 89 X FC 90 1-0 G1-3 ③		B FF 92 S CH 85 B CH 84 F CH 85 S SI 91 2-3 K ③		3	0	0	0	1	2	1
25 Cody Asche, L (1, 5) OBP: 0.298, SLG: 0.377			C FF 95 B FF 94 B CH 89 B SI 97 C FF 97 S FF 97 3-3 K ①		B FF 96 S SI 94 T CH 88 B SI 96 X FF 97 2-2 L8 ①		B SI 95 X FF 96 1-0 G3-1 ①		C CU 80 S SI 90 B FF 96 F SI 94 X CU 82 1-2 3 1B 2B	4	1	1	0	0	1	2
38 Kyle Kendrick, R (1, 1) OBP: 0.082, SLG: 0.063 17 Reid Brignac, L (5, PH) OBP: 0.303, SLG: 0.350 43 Mario Hollands, L (6, 1) 18 Darin Ruf, R (7, PH) OBP: 0.263, SLG: 0.258 63 Jake Diekman, R (8, 1) 53 Ken Giles, R (9, 1) 3 Marlon Byrd, R (9, PH) OBP: 0.323, SLG: 0.477			F FF 96 S FF 97 B FF 97 F FF 97 S FF 98 1-3 K ②		S SI 96 F FF 96 F FF 94 S CU 77 0-3 K ②		X FF 96 0-0 F7 ②		F FF 95 B FF 95 X SL 87 1-1 2-H 26 S 6 1B 1B	1 1 0 1 0 0 1	0 0 0 0 0 0 1	0 0 0 0 0 0 1	0 0 0 0 0 0 1	1 1 0 0 0 0 1	0 2 0 0 0 0 0	0 0 0 0 0 0 0
Inning Stats	R: 1 E: 0 K: 0 S: 9 H: 1 LOB: 0 BB: 0 P: 15	R: 0 E: 0 K: 2 S: 8 H: 0 LOB: 0 BB: 0 P: 11	R: 0 E: 1 K: 2 S: 13 H: 0 LOB: 1 BB: 0 P: 22	R: 0 E: 0 K: 0 S: 8 H: 0 LOB: 0 BB: 0 P: 11	R: 0 E: 0 K: 1 S: 13 H: 0 LOB: 2 BB: 2 P: 24	R: 2 E: 0 K: 0 S: 19 H: 2 LOB: 1 BB: 1 P: 29	R: 2 E: 0 K: 1 S: 12 H: 3 LOB: 1 BB: 0 P: 20	R: 0 E: 0 K: 3 S: 9 H: 0 LOB: 0 BB: 0 P: 12	R: 2 E: 0 K: 1 S: 16 H: 3 LOB: 2 BB: 1 P: 26	1B: 5 2B: 2 3B: 1 HR: 1	SF: 0 SAC: 0 DP: 0 HBP: 0	WP: 1 PB: 0 SB: 1 CS: 0	PA: 40			

PITCHER		IP	WLS	BF	H	R	ER	SO	BB	IBB	HBP	BLK	WP	HR	S	P	ERA	WHIP
45 Zack Wheeler, R ERA: 3.53	(1, 1)	6.0		25	3	3	3	5	3	0	0	0	1	1	70	112	4.50	1.000
38 Vic Black, R ERA: 2.22	(7, 1)	0.2	H	5	3	2	2	0	0	0	0	0	0	0	9	14	27.00	4.500
66 Josh Edgin, L ERA: 1.64	(7, 1)	1.1	H	4	0	0	0	4	0	0	0	0	0	0	12	18	0.00	0.000
58 Jenrry Mejia, R ERA: 3.89	(9, 1)	0.2	L	6	3	2	2	1	0	1	0	0	0	0	16	26	27.00	4.500

PITCHER	IP	WLS	BF	H	R	ER	SO	BB	IBB	HBP	BLK	WP	HR	S	P	ERA	WHIP

BOTTOM

New York Mets @ Philadelphia Phillies

Citizens Bank Park, Philadelphia, PA

Sun Aug 10 2014, 1:42 PM - 4:57 PM EDT

Att. 31,061 - Partly Cloudy - 85 F

livebaseballscorecards.com

AB	36
R	7
H	9
RBI	7
BB	4
SO	10
LOB	12

New York Mets @ Philadelphia Phillies

Citizens Bank Park, Philadelphia, PA

Mon Aug 11 2014, 1:08 PM - 3:54 PM EDT

Att. 26,076 - Partly Cloudy - 83 F

TOP

livebaseballscorecards.com

Batter	1	2	3	4	5	6	7	8	9	AB	R	H	RBI	BB	SO	LOB
3 Curtis Granderson, L (1, 9) OBP: 0.333, SLG: 0.392	B FF 88 S CH 80 B SI 89 B SI 90 X FF 91 3-1 F7 ①		C FF 89 B FF 90 F CH 83 B SI 90 B CU 78 T FF 90 3-2 K ③		B SI 90 S FC 89 B FF 89 S CH 80 1 SAFE X SI 91 2-2 G5-3 ③		B FF 91 B CH 84 X SL 80 2-0 F8 ②		C FF 89 X CH 79 0-1 G3 ③	5	0	0	0	0	1	1
28 Daniel Murphy, L (1, 4) OBP: 0.347, SLG: 0.437	T SI 89 F CH 82 X CU 78 0-2 G3 ②			F FF 88 B FF 89 B SI 90 F FF 88 X SI 91 1-2 5 1B 2B		B CH 80 F SI 89 B FF 88 B CU 76 F FF 89 X CH 82 3-2 G4-3 ①	X CH 84 0-0 1B			4	1	2	0	0	0	0
5 David Wright, R (1, 5) OBP: 0.330, SLG: 0.383	B SI 90 S FF 90 S CH 82 C FF 89 1-3 K ③			F FF 90 B FF 89 B SI 90 F FF 90 X SI 91 2-2 2-H 1B		X FF 90 0-0 G5-3 ②	C SL 81 B SL 81 D FF 92 F FF 91 X SL 84 2-2 G6-3 ③			4	0	1	1	0	1	1
21 Lucas Duda, L (1, 3) OBP: 0.352, SLG: 0.492		C CU 74 B FF 88 C SI 89 F CH 81 B CU 78 S CH 81 2-3 K ①		B CH 81 C FF 89 B FC 89 S CH 81 S CU 79 2-3 K ①		X CU 76 0-0 G3 ③		C SL 82 C FF 90 B FF 90 B SL 83 S CH 83 2-3 K ①		4	0	0	0	0	3	1
12 Juan Lagares, R (1, 8) OBP: 0.323, SLG: 0.387		B FF 88 S CH 81 F FF 89 H SI 91 2-2 6 G4-3 6 S HBP		F FF 89 B SI 89 C FF 89 S CH 82 1-3 K ②			C FC 87 B CU 77 B FF 88 F CH 81 F SI 91 B FF 88 B FF 89 4-2 6 2B BB	S FF 90 B FF 90 F FF 90 S FF 91 1-3 K ②		2	1	0	0	1	2	1
6 Matthew den Dekker, L (1, 7) OBP: 0.259, SLG: 0.245		F SI 90 D CH 80 S CH 80 X FF 88 1-2 G4-3 ② 1-3		B CH 80 X FF 89 1-0 G4-3 ③			B FF 90 C SI 90 F CU 75 X FF 89 1-2 4 1B 20 HR 1-H 2B	B SL 80 C SL 81 S SL 82 B SL 85 B FF 91 D SL 82 4-2 BB		3	1	1	1	1	0	2
4 Wilmer Flores, R (1, 6) OBP: 0.256, SLG: 0.299 44 Buddy Carlyle, L (8, 1) 27 Jeurys Familia, R (8, 1) OBP: 1.000, SLG: 1.000		B CH 79 F FF 90 F CH 81 X FF 91 1-2 G6-3 ③			C CU 74 F CH 80 X FF 89 0-2 G6-3 ①		X SI 90 0-0 20 HR 2-3 1B	1 SAFE B FF 91 F FF 92 X FF 90 1-1 F7 ③		4 0 0	1 0 0	1 0 0	0 0 0	0 0 0	0 0 0	2 0 0
20 Anthony Recker, R (1, 2) OBP: 0.224, SLG: 0.324			B CU 75 X FF 88 1-0 P6 ①		X FC 87 0-0 G5-3 ②		B SL 80 B SL 80 B FF 91 C SL 81 F FF 91 F CH 84 F SL 80 X SL 81 3-2 1-H 3-H HR		B FF 88 S CH 78 S SL 80 S CH 79 1-3 K ①	4	1	1	3	0	1	0
49 Jonathon Niese, L (1, 1) OBP: 0.171, SLG: 0.083 11 Rubén Tejada, R (8, 6) OBP: 0.343, SLG: 0.276			C FF 89 X FF 88 0-1 G1-6-3 ②		F FF 88 B CH 81 C FF 88 F CU 78 X CH 80 1-2 1B		X FF 90 0-0 G4-3 ①		S FF 88 B CH 79 S FF 88 F FF 89 B SL 82 F SL 79 F FF 89 F FF 88 B SL 79 3-2 X FF 89 F9 ②	3 1	0 0	1 0	0 0	0 0	0 0	0 0
Inning Stats	R: 0 E: 0 K: 1 S: 8 H: 0 LOB: 0 BB: 0 P: 12	R: 0 E: 0 K: 1 S: 12 H: 0 LOB: 1 BB: 0 P: 18	R: 0 E: 0 K: 1 S: 6 H: 0 LOB: 0 BB: 0 P: 10	R: 1 E: 0 K: 2 S: 13 H: 2 LOB: 1 BB: 0 P: 20	R: 0 E: 0 K: 0 S: 11 H: 1 LOB: 1 BB: 0 P: 14	R: 0 E: 0 K: 0 S: 5 H: 0 LOB: 0 BB: 0 P: 8	R: 4 E: 0 K: 0 S: 18 H: 4 LOB: 1 BB: 1 P: 30	R: 0 E: 0 K: 2 S: 10 H: 0 LOB: 1 BB: 1 P: 18	R: 0 E: 0 K: 1 S: 12 H: 0 LOB: 0 BB: 0 P: 16	1B: 4 2B: 2 3B: 0 HR: 1	SF: 0 SAC: 0 DP: 0 HBP: 1						

	AB	34
	R	5
	H	7
	RBI	5
	BB	2
	SO	8
	LOB	8

WP: 0 PB: 0 SB: 1 CS: 0 PA: 37

PITCHER		IP	WLS	BF	H	R	ER	SO	BB	IBB	HBP	BLK	WP	HR	S	P	ERA	WHIP
55 David Buchanan, R ERA: 4.4	(1, 1)	6.0	L	24	4	3	3	5	1	0	1	0	0	0	61	93	4.50	0.833
30 Justin De Fratus, R ERA: 2.9	(7, 1)	1.0		6	3	2	2	0	0	0	0	0	0	1	12	19	18.00	3.000
59 Antonio Bastardo, L ERA: 3.88	(8, 1)	1.0		4	0	0	0	2	1	0	0	0	0	0	10	18	0.00	1.000
56 Cesar Jimenez, L ERA:	(9, 1)	1.0		3	0	0	0	1	0	0	0	0	0	0	12	16	0.00	0.000

PITCHER		IP	WLS	BF	H	R	ER	SO	BB	IBB	HBP	BLK	WP	HR	S	P	ERA	WHIP

New York Mets @ Philadelphia Phillies

Citizens Bank Park, Philadelphia, PA

Mon Aug 11 2014, 1:08 PM - 3:54 PM EDT

Att. 26,076 - Partly Cloudy - 83 F

livebaseballscorecards.com

BOTTOM

Batter	1	2	3	4	5	6	7	8	9	AB	R	H	RBI	BB	SO	LOB
2 Ben Revere, L (1, 8) OBP: 0.326, SLG: 0.366	B FC 87 C SI 87 X SI 88 1-1 ① G4-3		C FF 88 B CU 74 F CU 73 X FF 89 1-2 11 S 1B		C CU 72 B CU 73 X CU 72 1-1 ①② G4-6-3 1-2f		C CH 83 B CU 70 X CU 70 1-1 ③ 2-H 1B		C SI 96 F SI 96 X SL 88 0-2 ③ F8	5	0	2	0	0	0	2
11 Jimmy Rollins, S (1, 6) OBP: 0.312, SLG: 0.389	C FF 88 F FF 88 X CU 73 0-2 ② G1-3		F CU 72 B CH 81 B SI 89 B FC 87 S SI 88 S FC 87 3-3 ② K 1-2		B FC 85 B CH 82 B CH 80 C FF 86 F FF 87 F FC 87 X FC 86 3-2 ③ G1-3			B SI 89 X SI 88 1-0 ① G3		4	0	0	0	0	1	1
3 Marlon Byrd, R (1, 9) OBP: 0.320, SLG: 0.473	C FF 88 C CU 73 B FF 88 T FC 87 1-2 ③ K		X FF 89 0-0 ③ F7			B CU 69 B CH 84 C CU 70 C FF 88 X FC 86 2-2 ① F8		C SI 91 X FF 91 0-1 ② G4-3		4	0	0	0	0	1	1
6 Ryan Howard, L (1, 3) OBP: 0.300, SLG: 0.376		B FC 86 B SI 87 F FF 89 F FF 89 S FC 87 2-3 ① K		X FC 86 0-0 ① G4-3		C CU 71 B SI 86 F FC 87 B CU 72 H FF 86 3-2 HBP		B SI 91 F SI 90 B FF 91 S SI 91 X FF 92 2-2 1B		3	0	1	0	0	1	0
51 Carlos Ruiz, R (1, 2) OBP: 0.359, SLG: 0.372		F FF 87 B SI 88 B CH 81 F SI 87 X FC 87 2-2 ② F9		B FC 85 C SI 85 B CU 72 S CH 81 B FC 87 B SI 88 4-2 18 HR BB		C FC 85 S FF 86 B FC 88 C FC 86 1-3 ② K		C SL 84 S SL 85 S SL 86 0-3 ③ K		3	1	0	0	1	2	2
18 Darin Ruf, R (1, 7) OBP: 0.293, SLG: 0.364 24 Grady Sizemore, L (9, PH) OBP: 0.309, SLG: 0.356		B FF 88 B CH 80 B SI 86 B FC 87 4-0 4 2B BB		B FF 87 B FC 87 X FF 88 2-0 1-H HR		C SI 86 B FF 86 B CU 72 B FC 85 F CU 71 S FC 86 3-3 ③ K			C SI 96 F FF 95 S SL 86 0-3 ① K	2 1	1 0	1 0	2 0	1 0	1 1	1 0
4 Andrés Blanco, S (1, 4) OBP: 0.360, SLG: 0.458		B SI 86 X FF 88 1-0 1-3 2B		X FF 87 0-0 ② G5-3			B FF 86 B FC 83 C FC 84 X FC 84 2-1 ① F8		B SI 96 B SI 96 C SI 96 X SI 96 2-1 ② G3	4	0	1	0	0	0	0
25 Cody Asche, L (1, 5) OBP: 0.298, SLG: 0.373		B CU 73 C CU 74 S SI 87 X CU 75 1-2 ③ G4-3		B FC 87 C FC 88 F FC 87 C SI 88 1-3 ③ K			B FC 85 X FF 85 1-0 ② F8		B SI 96 B SI 97 B SI 96 C SI 96 B SI 95 4-1 26 DI 26 2B BB	3	1	0	0	1	1	2
55 David Buchanan, R (1, 1) OBP: 0.174, SLG: 0.050 30 Justin De Fratus, S (7, 1) 9 Domonic Brown, L (7, PH) OBP: 0.281, SLG: 0.339 59 Antonio Bastardo, R (8, 1) 56 Cesar Jimenez, L (9, 1) 26 Chase Utley, L (9, PH) OBP: 0.356, SLG: 0.445			C FC 86 F FF 88 B FC 86 B CU 73 X FC 85 2-2 ① G1-5-3		B FF 85 B CH 78 B FF 87 C FF 87 C FF 87 B FF 88 4-2 2 G4-6-3 BB		X FC 84 0-0 2 1B 2B		C SI 97 B SI 96 F SI 98 X SL 87 1-2 1-H 2B	1 0 1 0 0 1	0 0 0 0 0 0	0 0 1 0 0 1	0 0 0 0 0 1	1 0 0 0 0 1	0 0 0 0 0 0	0 0 0 0 0 0
Inning Stats	R: 0 E: 0 K: 1 S: 8 H: 0 LOB: 0 BB: 0 P: 10	R: 0 E: 0 K: 1 S: 10 H: 1 LOB: 2 BB: 1 P: 20	R: 0 E: 0 K: 1 S: 10 H: 1 LOB: 1 BB: 0 P: 16	R: 2 E: 0 K: 1 S: 8 H: 1 LOB: 0 BB: 1 P: 15	R: 0 E: 0 K: 0 S: 8 H: 0 LOB: 0 BB: 1 P: 16	R: 0 E: 0 K: 2 S: 11 H: 0 LOB: 1 BB: 0 P: 20	R: 0 E: 0 K: 0 S: 6 H: 2 LOB: 2 BB: 0 P: 10	R: 0 E: 0 K: 1 S: 9 H: 1 LOB: 1 BB: 0 P: 12	R: 1 E: 0 K: 1 S: 12 H: 1 LOB: 1 BB: 1 P: 19	1B: 3 2B: 3 3B: 0 HR: 1 SF: 0 SAC: 0 DP: 1 HBP: 1						

	AB	32
	R	3
	H	7
	RBI	3
	BB	4
	SO	8
	LOB	9

WP: 0 PA: 37
PB: 0
SB: 1
CS: 0

PITCHER		IP	WLS	BF	H	R	ER	SO	BB	IBB	HBP	BLK	WP	HR	S	P	ERA	WHIP
49 Jonathon Niese, L ERA: 3.46	(1, 1)	7.0	W	28	5	2	2	6	3	0	1	0	0	1	61	107	2.57	1.143
44 Buddy Carlyle, R ERA: 0.63	(8, 1)	0.2	H	3	1	0	0	0	0	0	0	0	0	0	6	9	0.00	1.500
27 Jeurys Familia, R ERA: 1.97	(8, 1)	1.1	S	6	1	1	1	2	1	0	0	0	0	0	15	22	6.75	1.500

PITCHER	IP	WLS	BF	H	R	ER	SO	BB	IBB	HBP	BLK	WP	HR	S	P	ERA	WHIP

Batter	1	2	3	4	5	6	7	8	9	AB	R	H	RBI	BB	SO	LOB
2 Ben Revere, L (1, 8) OBP: 0.326, SLG: 0.365	C FF 92 X FF 92 0-1 G4-3			C FF 90 C SL 83 B FC 89 B SI 92 X FF 91 2-2 26 1B 11 G5-3 6 SF7 1B		X FF 89 0-0 F7	C SL 81 F FF 91 S SL 83 0-3 K			4	1	1	0	0	1	2
11 Jimmy Rollins, S (1, 6) OBP: 0.314, SLG: 0.387	B FF 91 B FF 90 B FF 91 C FF 91 F FF 91 B FF 92 4-2 26 G4-6-3 BB			1 SAFE 1 SAFE F FF 90 B CH 84 F CH 86 1 SAFE 1 SAFE D CU 75 F CH 84 3-2 1 SAFE F SL 83 F FF 92 B CH 86 F CH 85 1 SAFE X FC 87 G5-3 1-2		C CU 76 X SI 91 0-1 G5-3	B FF 92 B SL 82 F FF 94 F FF 93 F FF 94 B SL 82 F FF 94 F FF 93 B FF 94 4-2 1-2 2-3 BB		2	0	0	0	2	0	1
26 Chase Utley, L (1, 4) OBP: 0.357, SLG: 0.445	B FF 91 X FF 91 1-0 G4-6-3 1-2f			C FF 91 X FC 87 0-1 2-3 1B		B FF 90 C SL 82 B CU 76 F FF 91 B SL 81 B FF 89 4-2 6 E 6 1B 3 1B BB	X FF 92 0-0 F7			3	1	1	0	1	0	4
6 Ryan Howard, L (1, 10) OBP: 0.299, SLG: 0.375		B FF 92 C SL 83 X FF 91 1-1 F7		C FF 91 F SI 92 B SL 83 X SL 84 1-2 SF7 3-H		X FF 91 0-0 E1 3 1B 1-3 1B		C FF 89 B KC 81 S CH 84 B FF 90 S FF 90 2-3 K		3	0	1	1	0	1	0
3 Marlon Byrd, R (1, 9) OBP: 0.320, SLG: 0.471		C SI 91 B FC 88 X CH 85 1-1 G4-3		B FF 91 C CH 85 D CH 86 B SI 91 X CH 85 3-1 F8		X CH 84 0-0 9 FC3-6 1-2 3-H 1B		S FF 89 S FF 91 B CH 84 B FF 91 X FF 90 2-2 P6		4	0	1	1	0	0	1
9 Domonic Brown, L (1, 7) OBP: 0.278, SLG: 0.335		C SL 84 B SI 91 S FC 85 X SI 92 1-2 G6-3			B FF 91 B SL 84 F FF 91 X FF 92 2-1 F7	F FF 90 B FF 92 B CH 86 2 SAFE X SL 82 2-1 FC3-6 1-2f		C KC 80 B CH 84 X CH 83 1-1 L3		4	0	0	0	0	0	2
51 Carlos Ruiz, R (1, 2) OBP: 0.354, SLG: 0.367			B FF 91 T SI 91 C CH 85 S FF 93 1-3 K		C CH 84 C CH 83 F FF 92 B SI 91 X FC 88 1-2 F8	B FF 90 B FC 90 B FF 90 C FF 90 F FF 90 X FC 88 3-2 G5-3			C CH 87 B CH 88 F KC 79 S KC 83 1-3 K	4	0	0	0	0	2	0
18 Darin Ruf, R (1, 3) OBP: 0.333, SLG: 0.389			C FF 92 B CU 77 S CH 85 H FC 88 2-2 4 G6-4-3 HBP		S CH 84 B CU 77 B FC 89 F CH 85 X SI 92 2-2 1B	B CH 85 X FF 90 1-0 11 BB 4 1B 1B			C CH 87 C FF 89 B FF 90 B CH 83 S FF 90 2-3 K	3	0	2	0	0	1	0
4 Andrés Blanco, S (1, 5) OBP: 0.345, SLG: 0.429			B SI 91 B FF 91 B FF 91 C FF 90 X FF 91 3-1 G6-4-3 1-2f		X FF 90 0-0 F8	C CH 84 F CH 84 F FC 88 X SL 83 0-2 11 BB 1-2 1B			B FF 89 B FF 89 X FF 88 2-0 L9	4	0	1	0	0	0	2
Inning Stats	R: 0 E: 0 K: 0 S: 5 H: 0 LOB: 0 BB: 1 P: 10	R: 0 E: 0 K: 0 S: 7 H: 0 LOB: 0 BB: 0 P: 10	R: 0 E: 0 K: 1 S: 7 H: 0 LOB: 0 BB: 0 P: 13	R: 1 E: 0 K: 0 S: 18 H: 2 LOB: 1 BB: 0 P: 27	R: 0 E: 0 K: 0 S: 10 H: 1 LOB: 1 BB: 0 P: 15	R: 1 E: 1 K: 0 S: 9 H: 2 LOB: 2 BB: 1 P: 15	R: 0 E: 0 K: 1 S: 17 H: 2 LOB: 3 BB: 1 P: 25	R: 0 E: 0 K: 1 S: 8 H: 0 LOB: 0 BB: 0 P: 13	R: 0 E: 0 K: 2 S: 7 H: 0 LOB: 0 BB: 0 P: 12	1B: 7 2B: 0 3B: 0 HR: 0 SF: 1 SAC: 0 DP: 2 HBP: 1						

TOP

Philadelphia Phillies @ Los Angeles Angels
Angel Stadium of Anaheim, Anaheim, CA
Tue Aug 12 2014, 7:10 PM - 10:05 PM PDT
Att. 37,296 - Clear - 75 F

livebaseballscorecards.com

AB	31
R	2
H	7
RBI	2
BB	3
SO	5
LOB	12

WP: 0 PA: 36
PB: 0
SB: 0
CS: 0

PITCHER		IP	WLS	BF	H	R	ER	SO	BB	IBB	HBP	BLK	WP	HR	S	P	ERA	WHIP
33 C.J. Wilson, L ERA: 4.71	(1, 1)	6.2	W	28	7	2	2	2	2	0	1	0	0	0	67	105	2.70	1.350
39 Jason Grilli, R ERA: 3.69	(7, 1)	0.1		2	0	0	0	0	1	0	0	0	0	0	6	10	0.00	3.000
59 Fernando Salas, R ERA: 2.61	(8, 1)	2.0		6	0	0	0	3	0	0	0	0	0	0	15	25	0.00	0.000

PITCHER	IP	WLS	BF	H	R	ER	SO	BB	IBB	HBP	BLK	WP	HR	S	P	ERA	WHIP

Batter	1	2	3	4	5	6	7	8	9	AB	R	H	RBI	BB	SO	LOB
56 Kole Calhoun, L (1, 9) OBP: 0.343, SLG: 0.476	C FF 90 F FF 90 B SL 82 X FC 88 1-2 32 1B 5 BB 2 G1-2-3 1B	C SI 91 B SI 92 X FF 90 1-1 ② G3	B SI 89 C SI 89 X SL 79 1-1 HR B SL 82 B SI 87 F SI 88 F SL 83 B SI 94 X SI 90 1-2 2-H 1B							4	1	3	2	0	0	0
27 Mike Trout, R (1, 8) OBP: 0.385, SLG: 0.575	C FC 86 C SI 90 B SI 91 B SI 92 X FC 88 2-2 ① F8	C CH 85 B CH 84 C SI 92 F SI 92 B CH 86 C SI 92 2-3 ③ K	B SI 91 C SI 90 F FF 88 S SI 91 1-3 ① K C SI 88 B SL 99 B SI 99 T SI 100 3-2 ③ K							4	0	0	0	0	3	2
5 Albert Pujols, R (1, 3) OBP: 0.325, SLG: 0.476 19 Efren Navarro, L (9, 3) OBP: 0.336, SLG: 0.392	D CU 78 1 SAFE C SI 91 S SI 91 B FF 90 B SI 92 B FC 88 4-2 32 1B 1-2 BB	C FC 87 B SI 90 F CH 84 B SL 85 B SI 92 X SI 92 3-2 ① G6-3	C FC 89 B FC 90 F SL 80 B CH 85 X FC 89 2-2 32 BB 47 1B 1B	C FF 92 F CH 84 X SL 83 0-2 ① G5-3						3 0	1 0	1 0	0 0	1 0	0 0	0 0
32 Josh Hamilton, L (1, 7) OBP: 0.337, SLG: 0.416	X CH 86 0-0 1-2 2-3 1B	B CU 78 B FC 89 X CH 84 2-0 ② P4	B SL 83 B FF 92 D FF 92 B FF 91 4-0 47 1B 7 2B 1-2 BB	B SL 84 T FF 93 S SL 82 B FF 95 X FF 94 2-2 ② G6-3						3	1	1	0	1	0	0
2 Erick Aybar, S (1, 6) OBP: 0.306, SLG: 0.376	F SI 91 F SL 81 X FF 92 0-2 ②③ G1-2-3 3-Hf	C SI 91 X SI 92 0-1 47 FC6-4 1B	C FF 93 X FF 93 0-1 ② F7	C CH 87 B SL 84 F FF 95 X FF 95 1-2 ③ G5-3						4	0	1	0	0	0	5
47 Howie Kendrick, R (1, 4) OBP: 0.340, SLG: 0.373	C SI 90 B SI 91 X CH 86 1-1 ① G5-3	B FF 89 C FF 88 1 SAFE X SI 89 1-1 ③ FC6-4 1-2f	B FF 92 D FF 93 X SL 84 2-0 7 2B 6 2B 1-3 2-H 1B	C FF 87 B CH 77 F FF 87 X FF 88 1-2 8 G5-3 1B						4	1	2	1	0	0	1
28 Brennan Boesch, L (1, 10) OBP: 0.200, SLG: 0.267 7 Collin Cowgill, R (6, PH) OBP: 0.350, SLG: 0.398 (7, 10)	B FF 91 X SI 91 1-0 ② G4-3	B CH 84 X FF 89 1-0 ① L9	S FF 93 F FF 93 X FF 93 0-2 6 2B 1-3 3-H 2B	C CH 78 X CH 77 0-1 ① P4						2 2	0 1	0 1	0 1	0 0	0 0	0 1
6 David Freese, R (1, 5) OBP: 0.323, SLG: 0.360 8 John McDonald, R (7, 5) OBP: 0.247, SLG: 0.172	B FF 90 B FF 92 F FC 90 C CH 86 C SI 92 2-3 ③ K	C CH 84 X CU 78 0-1 ② G6-3	C FF 93 B FF 94 F FF 93 X FF 94 1-2 17 E 2-H 3-H 2B	B FF 87 F FF 86 F FF 86 D CH 79 X CH 77 2-2 ② G5-3 1-2						3 1	1 0	1 0	2 0	0 0	1 0	0 1
17 Chris Iannetta, R (1, 2) OBP: 0.361, SLG: 0.408	X SI 90 0-0 ① G6-3	F FF 91 B FF 90 X FC 89 1-1 ③ G3-1	B SL 84 B CH 87 X FF 92 2-0 E9 56 1B 2-H 1B	X FF 87 0-0 ③ F9						4	1	1	1	0	0	1
Inning Stats	R: 0 E: 0 K: 0 S: 12 H: 2 LOB: 2 BB: 1 P: 19	R: 0 E: 0 K: 1 S: 6 H: 0 LOB: 0 BB: 0 P: 10	R: 0 E: 0 K: 1 S: 7 H: 0 LOB: 0 BB: 0 P: 10	R: 0 E: 0 K: 0 S: 8 H: 1 LOB: 1 BB: 0 P: 14	R: 0 E: 0 K: 0 S: 5 H: 0 LOB: 0 BB: 0 P: 7	R: 7 E: 1 K: 2 S: 26 H: 7 LOB: 1 BB: 1 P: 45	R: 0 E: 0 K: 0 S: 9 H: 0 LOB: 0 BB: 0 P: 12	R: 0 E: 0 K: 0 S: 9 H: 1 LOB: 1 BB: 0 P: 12		1B: 8 2B: 2 3B: 0 HR: 1	SF: 0 SAC: 0 DP: 1 HBP: 0			WP: 0 PB: 0 SB: 0 CS: 0	PA: 36

BOTTOM

Philadelphia Phillies @ Los Angeles Angels
Angel Stadium of Anaheim, Anaheim, CA
Tue Aug 12 2014, 7:10 PM - 10:05 PM PDT
Att. 37,296 - Clear - 75 F

livebaseballscorecards.com

AB	34
R	7
H	11
RBI	7
BB	2
SO	4
LOB	11

PITCHER		IP	WLS	BF	H	R	ER	SO	BB	IBB	HBP	BLK	WP	HR	S	P	ERA	WHIP
31 Jerome Williams, R ERA: 6.43	(1, 1)	5.1		21	5	2	2	3	1	0	0	0	0	1	46	72	3.38	1.125
59 Antonio Bastardo, L ERA: 4.56	(6, 1)	0.1	L	6	4	4	4	0	1	0	0	0	0	0	10	19	108.00	15.000
63 Jake Diekman, L ERA: 4.08	(6, 1)	0.1		2	1	1	0	1	0	0	0	0	0	0	8	14	0.00	3.000
43 Mario Hollands, L ERA: 4.03	(7, 1)	1.0		3	0	0	0	0	0	0	0	0	0	0	9	12	0.00	0.000
56 Cesar Jimenez, L ERA:	(8, 1)	1.0		4	1	0	0	0	0	0	0	0	0	0	9	12	0.00	1.000

PITCHER	IP	WLS	BF	H	R	ER	SO	BB	IBB	HBP	BLK	WP	HR	S	P	ERA	WHIP

Batter	1	2	3	4	5	6	7	8	9	AB	R	H	RBI	BB	SO	LOB
2 Ben Revere, L (1, 8) OBP: 0.326, SLG: 0.365	C SI 88 X SI 87 0-1 11 A4 D8 1B	C CU 73 C FF 87 B FF 87 X CH 77 1-2 ③ G4-3		B CH 78 X CU 72 1-0 ② G6-3 2-3			C FF 97 X FF 96 0-1 26 S 1B		B SI 88 B SI 89 F SI 89 X SI 89 2-1 ① G6-3	5	0	2	0	0	0	3
11 Jimmy Rollins, S (1, 6) OBP: 0.315, SLG: 0.387	C SI 86 1 SAFE B CU 69 F CU 69 C SI 87 1-3 ①② K 1-2		F SL 79 F SI 86 X CH 78 0-2 6 S 3 1B 1B	C SI 85 X SI 87 0-1 3-H 1B			X FF 96 0-0 ① P5		C SI 90 F SL 84 B CH 82 B CH 82 F CH 82 X SI 91 2-2 ② F7	5	1	2	1	0	1	2
26 Chase Utley, L (1, 4) OBP: 0.356, SLG: 0.442	C FF 87 F CU 69 B FF 88 F SI 88 B SL 82 F CU 70 B FF 89 X SI 87 3-2 6 BB 1B		C CU 71 F CH 76 1 SAFE X SI 85 0-2 ① L9	1 SAFE 1 SAFE X CH 80 0-0 ③ L8			B FF 96 B CH 87 F FF 97 1 SAFE S FF 97 B FF 97 F FF 97 X FF 97 3-2 ② P4 1-2		C SI 89 C SL 84 B SL 84 B CH 82 X SI 91 2-2 ③ F8	5	0	1	0	0	0	3
6 Ryan Howard, L (1, 3) OBP: 0.301, SLG: 0.374	B CU 72 C CU 72 B SI 87 B FF 86 F FF 86 B CU 68 4-2 1-2 BB		B SI 86 S CU 72 F CH 78 B CH 79 2 SAFE B SI 88 F CH 78 B CU 69 4-2 3 1B 1-3 BB		B SI 84 C CH 77 C CU 68 F CH 76 B SI 85 X CU 70 2-2 ① F7		C CH 89 S FF 97 B FF 97 C CU 83 1-3 ③ K			2	0	0	0	2	1	1
3 Marlon Byrd, R (1, 10) OBP: 0.319, SLG: 0.469	S SL 80 B SI 86 F CU 70 S SL 80 1-3 ③ K		D FF 86 B SL 81 X CU 72 2-0 1-2 3-H 1B		C FF 87 C CH 79 F FF 86 S CH 79 0-3 ② K			B SI 88 X SI 88 1-0 ① G5-3		4	0	1	1	0	2	2
24 Grady Sizemore, L (1, 9) OBP: 0.308, SLG: 0.362		F SI 85 X CU 70 0-1 ① F9	X SI 86 0-0 ② F8		C SI 85 X CH 79 0-1 ③ G1-3			C SI 88 F SL 82 B FF 89 X FF 90 1-2 9 G3 3B		4	1	1	0	0	0	2
9 Domonic Brown, L (1, 7) OBP: 0.278, SLG: 0.337		B SI 86 C CU 70 X FF 87 1-1 51 1B 2B	B CH 80 C CH 81 B SI 86 F CU 71 F CH 77 F SL 80 X SI 87 2-2 ③ F7			B SI 83 F CU 69 X CH 76 1-1 ① G4-3		C SL 82 T FF 90 B SL 82 X SL 82 1-2 ② G3 3-H		4	0	1	1	0	0	2
51 Carlos Ruiz, R (1, 2) OBP: 0.359, SLG: 0.372		C CU 70 2 SAFE S SL 79 B SL 80 B SI 85 X SL 80 2-2 2-3 1B		C FF 85 X FF 86 0-1 2 G6-3 25 SH1-3 11 1B 1B		C CU 69 F CH 79 B FF 85 S CH 78 1-3 ② K		B SL 80 B SI 88 X SI 88 2-0 1B		4	1	3	0	0	1	0
25 Cody Asche, L (1, 5) OBP: 0.295, SLG: 0.369		C CU 71 C SL 79 B SI 87 S CH 78 1-3 ② K		X SI 84 0-0 ① SH1-3 1-2		B SI 86 S CU 68 B CU 69 X CH 78 2-1 ③ F9		B SI 88 X SI 89 1-0 ③ L8		3	0	0	0	0	1	3
Inning Stats	R: 0 E: 0 K: 2 S: 15 H: 2 LOB: 2 BB: 1 P: 24	R: 0 E: 0 K: 1 S: 13 H: 2 LOB: 2 BB: 0 P: 18	R: 1 E: 0 K: 0 S: 16 H: 2 LOB: 2 BB: 1 P: 24	R: 1 E: 0 K: 0 S: 7 H: 2 LOB: 1 BB: 0 P: 8	R: 0 E: 0 K: 1 S: 10 H: 0 LOB: 0 BB: 0 P: 12	R: 0 E: 0 K: 1 S: 7 H: 0 LOB: 0 BB: 0 P: 11	R: 0 E: 0 K: 1 S: 10 H: 1 LOB: 1 BB: 0 P: 14	R: 1 E: 0 K: 0 S: 9 H: 2 LOB: 1 BB: 0 P: 15	R: 0 E: 0 K: 0 S: 9 H: 0 LOB: 0 BB: 0 P: 15	1B: 9 2B: 1 3B: 1 HR: 0 SF: 0 SAC: 1 DP: 0 HBP: 0						

PITCHER		IP	WLS	BF	H	R	ER	SO	BB	IBB	HBP	BLK	WP	HR	S	P	ERA	WHIP
36 Jered Weaver, R ERA: 3.66	(1, 1)	6.0	W	27	8	2	2	5	2	0	0	0	0	0	68	97	3.00	1.667
40 Kevin Jepsen, R ERA: 1.79	(7, 1)	1.0	H	4	1	0	0	1	0	0	0	0	0	0	10	14	0.00	1.000
38 Joe Smith, R ERA: 2.21	(8, 1)	1.0	H	5	2	1	1	0	0	0	0	0	0	0	9	15	9.00	2.000
16 Huston Street, R ERA: 0.84	(9, 1)	1.0	S	3	0	0	0	0	0	0	0	0	0	0	9	15	0.00	0.000

PITCHER	IP	WLS	BF	H	R	ER	SO	BB	IBB	HBP	BLK	WP	HR	S	P	ERA	WHIP

TOP

Philadelphia Phillies @ Los Angeles Angels
Angel Stadium of Anaheim, Anaheim, CA
Wed Aug 13 2014, 7:09 PM - 10:00 PM PDT
Att. 38,802 - Clear - 75 F

livebaseballscorecards.com

AB	36
R	3
H	11
RBI	3
BB	2
SO	6
LOB	18

WP: 0	PA: 39		
PB: 0			
SB: 3			
CS: 0			

BOTTOM

Philadelphia Phillies @ Los Angeles Angels
Angel Stadium of Anaheim, Anaheim, CA
Wed Aug 13 2014, 7:09 PM - 10:00 PM PDT
Att. 38,802 - Clear - 75 F

livebaseballscorecards.com

Batter	1	2	3	4	5	6	7	8	9	AB	R	H	RBI	BB	SO	LOB
56 Kole Calhoun, L (1, 9) OBP: 0.342, SLG: 0.474	C FF 91 B SI 92 X CH 88 1-1 27 G6-4-3 1B		B SI 92 B SI 91 B SI 92 C SI 92 C SI 92 X FF 93 3-2 ② G4-3		B CH 86 F KC 83 S SI 92 F FF 93 S KC 84 1-3 ③ K		C FF 98 B SL 88 X FF 100 1-1 ① G6-3			4	0	1	0	0	1	1
27 Mike Trout, R (1, 8) OBP: 0.382, SLG: 0.570	B SI 93 X SI 92 1-0 ①② G6-4-3 1-2f		C KC 83 B KC 85 F KC 84 F KC 85 X SI 94 1-2 ③ G4-3			C SI 91 X SI 91 0-1 ① G6-3	B SL 89 C FF 98 S FF 99 F FF 100 F SL 88 S SL 89 1-3 ② K			4	0	0	0	0	1	1
5 Albert Pujols, R (1, 3) OBP: 0.326, SLG: 0.477	C SI 92 B SI 93 B SI 92 B SI 89 B FF 92 4-1 BB			C SI 92 B SI 92 X SI 92 1-1 ① F9		C KC 81 X CH 86 0-1 2 BB 47 1B 2B	X FF 100 0-0 ③ G5-3			3	1	1	0	1	0	0
32 Josh Hamilton, L (1, 7) OBP: 0.342, SLG: 0.416	C SI 93 D KC 83 F SI 93 F KC 84 B SI 90 S KC 84 2-3 ③ K			B CH 88 B FF 92 B KC 83 B CH 87 4-0 2 G4-3 BB		H KC 84 1-0 2 BB 47 1B HBP		C SI 96 B SI 97 X SI 98 1-1 28 WP 1B		2	1	1	0	1	1	1
2 Erick Aybar, S (1, 6) OBP: 0.308, SLG: 0.378		B SI 92 B CH 88 C SI 92 M KC 82 X SI 92 2-2 47 SH5-3 28 SF8 2B		D KC 83 X SI 92 1-0 ② G4-3 1-2		B KC 81 S KC 81 D KC 83 B SI 92 D CH 87 4-1 47 1B 28 FC3-6 BB 1-2 2-3		B SI 96 1 SAFE X SI 96 1-0 ① P4		3	2	1	0	1	0	2
47 Howie Kendrick, R (1, 4) OBP: 0.340, SLG: 0.373		X KC 82 0-0 ① SH5-3 2-3		C KC 82 F SI 92 B KC 84 X KC 84 1-2 ③ G5-3		X SI 91 0-0 28 FC3-6 1-3 2-H 3-H 1B		B SI 96 B SI 96 C SI 96 B SI 98 C SI 98 F SI 98 S SL 87 3-3 ② K		3	0	1	2	0	1	2
28 Brennan Boesch, L (1, 10) OBP: 0.211, SLG: 0.235		C KC 82 X SI 93 0-1 ② SF8 3-H			B SI 92 X SI 92 1-0 ① F7	F KC 82 X KC 81 0-1 ② FC3-6 6 1B 1-2f 3-H		B SL 86 B SL 86 B SL 84 F SI 97 B SI 98 4-1 1-2 BB		2	0	0	2	1	0	1
6 David Freese, R (1, 5) OBP: 0.326, SLG: 0.361 8 John McDonald, R (8, 5) OBP: 0.243, SLG: 0.169		X FF 93 0-0 ③ F9			B SI 92 B KC 83 F KC 81 F KC 83 B SI 93 B SI 92 4-2 BB	B SI 92 X SI 92 1-0 1-3 1B		C SI 98 B SI 98 D SL 86 C SI 98 X SI 99 2-2 ③ G4-3		2 1	0 0	1 0	0 0	1 0	0 0	0 2
24 Hank Conger, L (1, 2) OBP: 0.293, SLG: 0.330			B KC 80 B SI 91 X SI 90 2-0 ① P5		F SI 92 1 SAFE S KC 81 B KC 84 F KC 83 S KC 84 1-3 ② K	B SI 93 F CH 86 B KC 82 F SI 92 B SI 93 S KC 84 3-3 ③ K				3	0	0	0	0	2	3
Inning Stats	R: 0 E: 0 K: 1 S: 8 H: 1 LOB: 1 BB: 1 P: 16	R: 1 E: 0 K: 0 S: 7 H: 1 LOB: 0 BB: 0 P: 9	R: 0 E: 0 K: 0 S: 8 H: 0 LOB: 0 BB: 0 P: 14	R: 0 E: 0 K: 0 S: 6 H: 0 LOB: 1 BB: 1 P: 13	R: 0 E: 0 K: 2 S: 11 H: 0 LOB: 1 BB: 1 P: 18	R: 3 E: 0 K: 1 S: 12 H: 3 LOB: 2 BB: 1 P: 21	R: 0 E: 0 K: 1 S: 8 H: 0 LOB: 0 BB: 0 P: 10	R: 0 E: 0 K: 1 S: 11 H: 1 LOB: 2 BB: 1 P: 22		1B: 4 2B: 2 3B: 0 HR: 0 SF: 1 SAC: 1 DP: 1 HBP: 1					WP: 1 PB: 0 SB: 0 CS: 0 PA: 35	

	AB	27
	R	4
	H	6
	RBI	4
	BB	5
	SO	6
	LOB	13

PITCHER		IP	WLS	BF	H	R	ER	SO	BB	IBB	HBP	BLK	WP	HR	S	P	ERA	WHIP
34 A.J. Burnett, R ERA: 4.35	(1, 1)	6.0	L	27	5	4	4	4	4	0	1	0	0	0	52	91	6.00	1.500
53 Ken Giles, R ERA: 1.44	(7, 1)	1.0		3	0	0	0	1	0	0	0	0	0	0	8	10	0.00	0.000
63 Jake Diekman, L ERA: 4.0	(8, 1)	1.0		5	1	0	0	1	1	0	0	0	1	0	11	22	0.00	2.000

PITCHER	IP	WLS	BF	H	R	ER	SO	BB	IBB	HBP	BLK	WP	HR	S	P	ERA	WHIP

Batter	1	2	3	4	5	6	7	8	9	10	AB	R	H	RBI	BB	SO	LOB
2 Ben Revere, L (1, 8) OBP: 0.323, SLG: 0.361	B FF 92 B FF 92 F FF 91 F FC 88 B FF 93 S FC 89 3-3 K ①			C FC 87 B FC 88 C FC 88 X FF 92 1-2 G4-1 ①		F FC 89 X FC 88 0-1 G6-3 ①		B CU 76 C SI 90 X CH 86 1-1 G6-3 ②		C SI 86 B SL 79 X SL 79 1-1 F8 ①	5	0	0	0	0	1	2
11 Jimmy Rollins, S (1, 6) OBP: 0.315, SLG: 0.386	C FF 92 F FF 93 B FC 90 B FC 90 B CU 75 S FC 90 3-3 K ②			C CH 84 B CH 85 F CU 78 F FF 93 F CU 72 F FC 89 B FC 88 F FC 89 F FF 93 2-2 X CU 78 6 CS 26 1B 1B		C CU 76 C FC 88 F FF 92 S FF 92 0-3 K ②		F SI 91 F CH 84 B CH 86 B CH 85 T SI 90 2-2 K ③		1 SAFE B SI 86 B SI 85 B SI 86 B SI 86 4-0 26 HBP 1-2 BB	4	0	1	0	1	3	0
26 Chase Utley, L (1, 4) OBP: 0.358, SLG: 0.441	B CU 80 C FF 94 F FC 89 B FF 94 F FF 93 X FC 89 2-2 G4-3 ③			B FC 88 1 SAFE 1 SAFE F FF 92 X FC 86 1-1 1-2 1B		X FF 92 0-0 F8 ③			B CU 74 B CH 88 B CH 88 C SI 90 C SI 90 B CH 88 4-2 3 FC5-4 BB	H SI 87 1-0 1-2 2-3 3-H HBP	3	0	1	1	1	0	0
6 Ryan Howard, L (1, 3) OBP: 0.298, SLG: 0.370		F FC 88 S FF 93 S FF 93 0-3 K ① C FF 93 S FC 89 T FC 89 0-2 K ②		C FF 92 F FF 93 B FC 88 B FF 93 S FF 93 2-3 K ②③ 2-3			X FC 88 0-0 F7 ① B FF 93 C FF 93 B FF 93 F FF 92 S FF 92 2-3 K ②		C SI 89 S SI 90 S SI 89 0-3 K ① 1 SAFE F SI 93 X SI 93 0-1 FC5-4 18 WP 51 BB 1-2f ②	C SI 86 B SI 88 X SI 87 1-1 SF7 ② 3-H F SI 92 X SI 92 0-1 P3 ③	4	0	0	1	0	3	3
3 Marlon Byrd, R (1, 9) OBP: 0.318, SLG: 0.472					B FF 93 X CH 84 1-0 HR						5	1	1	1	0	2	3
51 Carlos Ruiz, R (1, 2) OBP: 0.358, SLG: 0.369		B FC 88 C CH 85 B FC 90 F FC 88 F FF 94 F FC 89 F FC 89 X CU 79 2-2 F8 ③			S FF 91 B CU 75 F FF 91 F FC 89 X FF 93 1-2 G6-3 ①		C FF 93 C FC 89 B FF 91 X FF 92 1-2 G5-3 ③		C SI 94 B SI 93 D SI 93 B SL 88 F SI 94 F SI 93 B SI 94 4-2 18 WP 1-2 BB		3	0	0	0	1	0	0
18 Darin Ruf, R (1, 7) OBP: 0.347, SLG: 0.425			C FF 92 S FF 93 B FF 93 B FC 89 B FF 93 F FF 93 F FC 90 X FC 90 3-2 G5-3 ①		S FC 89 B FC 90 B CU 77 S FC 89 X FC 89 2-2 2B			B SI 90 C SI 91 X SI 91 1-1 25 HR 1B	B KC 81 B SI 94 X SI 94 2-0 G5-3 ③ 1-2 2-3		4	1	2	0	0	0	2
25 Cody Asche, L (1, 5) OBP: 0.298, SLG: 0.384			C FF 92 C CU 78 B CU 78 B FC 88 S CU 78 2-3 K ②		T FF 93 T FF 93 B FF 93 F FF 93 B FC 89 D CU 78 X FF 93 3-2 P5 ②			B SI 91 C SI 92 D CU 77 B SI 92 X SI 91 3-1 1-H HR		B KC 80 B FF 94 C FF 92 F SI 95 F SI 93 B SI 95 F FF 95 X SI 94 3-2 4 SH 26 HBP 2B	4	2	2	2	0	1	1
35 Cole Hamels, L (1, 1) OBP: 0.174, SLG: 0.196 24 Grady Sizemore, L (8, PH) OBP: 0.307, SLG: 0.361 53 Ken Giles, R (8, 1) 4 Andrés Blanco, S (10, PH) OBP: 0.345, SLG: 0.429 58 Jonathan Papelbon, R (10, 1)			B FF 92 S FF 92 B FF 92 X FF 93 2-1 P2 ③		S FF 93 C FF 93 C FF 93 0-3 K ③			F SI 91 B SI 92 B CU 75 S SI 91 B CH 88 X SI 91 3-2 G4-3 ①		L SI 84 X SI 85 0-1 SH 26 HBP 11 BB 6 SF7 2-3	2 1 0 0 0	0 0 0 1 0	0 0 0 0 0	0 0 0 0 0	1 0 0 0 0	1 0 0 0 0	1 0 0 0 0

Inning Stats	1	2	3	4	5	6	7	8	9	10
	R: 0 E: 0 K: 2 S: 10 H: 0 LOB: 0 BB: 0 P: 18	R: 0 E: 0 K: 2 S: 12 H: 0 LOB: 0 BB: 0 P: 14	R: 0 E: 0 K: 1 S: 10 H: 0 LOB: 0 BB: 0 P: 17	R: 0 E: 0 K: 1 S: 16 H: 2 LOB: 1 BB: 0 P: 22	R: 1 E: 0 K: 1 S: 15 H: 2 LOB: 1 BB: 0 P: 22	R: 0 E: 0 K: 1 S: 7 H: 0 LOB: 0 BB: 0 P: 7	R: 0 E: 0 K: 1 S: 7 H: 0 LOB: 0 BB: 0 P: 10	R: 2 E: 0 K: 1 S: 12 H: 2 LOB: 0 BB: 0 P: 22	R: 0 E: 0 K: 1 S: 11 H: 0 LOB: 2 BB: 2 P: 21	R: 2 E: 0 K: 0 S: 13 H: 1 LOB: 2 BB: 1 P: 23

PITCHER	IP	WLS	BF	H	R	ER	SO	BB	IBB	HBP	BLK	WP	HR	S	P	ERA	WHIP
40 Madison Bumgarner, L (1, 1) ERA: 3.14	7.0		24	4	1	1	9	0	0	0	0	0	1	77	110	1.29	0.571
41 Jeremy Affeldt, L (8, 1) ERA: 1.99	1.1	B	7	2	2	2	2	1	0	0	0	0	1	17	31	13.50	2.250
46 Santiago Casilla, R (9, 1) ERA: 1.62	0.2	L	4	1	1	1	0	1	0	0	0	1	0	11	20	13.50	3.000
49 Javier López, L (10, 1) ERA: 2.22	0.2		5	0	1	1	0	1	0	1	0	0	0	6	13	13.50	1.500
57 Juan Gutierrez, R (10, 1) ERA: 3.1	0.1		1	0	0	0	0	0	0	0	0	0	0	2	2	0.00	0.000

PITCHER	IP	WLS	BF	H	R	ER	SO	BB	IBB	HBP	BLK	WP	HR	S	P	ERA	WHIP

TOP

Philadelphia Phillies @ San Francisco Giants

AT&T Park, San Francisco, CA

Fri Aug 15 2014, 7:17 PM - 10:52 PM PDT

Att. 41,425 - Clear - 60 F

livebaseballscorecards.com

AB	35
R	5
H	7
RBI	5
BB	3
SO	11
LOB	12

1B: 3	SF: 1	WP: 1	PA: 41
2B: 2	SAC: 1	PB: 0	
3B: 0	DP: 0	SB: 0	
HR: 2	HBP: 1	CS: 1	

Batter	1	2	3	4	5	6	7	8	9	10	AB	R	H	RBI	BB	SO	LOB
16 Ángel Pagán, S (1, 8) OBP: 0.353, SLG: 0.401	B FF 88 B SI 90 B FF 89 C FF 90 X FF 92 3-1 28 G4-6-3 1B		C FF 92 F CU 80 X FF 92 0-2 ② G3 1-2		F FC 87 X FF 88 0-1 ① G6-3		C CH 83 B FF 92 X FF 88 1-1 28 CS 2B		B FF 96 B FF 96 C FF 96 B SL 87 X FF 96 3-1 ③ F7		5	0	2	0	0	0	1
8 Hunter Pence, R (1, 9) OBP: 0.339, SLG: 0.465	F FF 92 F FF 92 S FF 92 0-3 ① K		F CH 84 F FF 94 D CH 84 B FF 93 S CU 80 2-3 ③ K		S CH 85 S CU 80 X CU 79 0-2 1B		S FF 92 F FF 92 S CU 79 0-3 ① K2-3			B FF 89 B FF 89 C FF 89 B FS 86 X FF 90 3-1 ① G5-3	5	0	1	0	0	3	3
28 Buster Posey, R (1, 2) OBP: 0.344, SLG: 0.431	C FF 92 ② C CU 77 ③ B FC 88 1 SAFE X FF 92 1-2 G4-6-3 1-2f			X CH 81 0-0 48 2B 38 HR 1B	1 SAFE 1 SAFE B FC 89 C FC 88 X FC 90 1-1 ② F9		F CH 84 B FF 92 B CU 78 F FC 88 B CU 79 S FF 90 3-3 ②③ K 2-3			B FF 90 B FF 90 C FF 90 B FF 91 C FF 89 X FF 90 3-2 ② G6-3	5	1	1	0	0	1	3
48 Pablo Sandoval, S (1, 5) OBP: 0.328, SLG: 0.433		F CH 83 X FF 92 0-1 1B		B FF 91 X FF 91 1-0 38 HR 1-3 2B	X FC 88 0-0 ③ L4			C FF 97 X SL 86 0-1 7 SH2-3-4 12 1B 1B		B FF 90 C SI 90 F FS 87 F FF 91 B FF 89 B SL 79 F FF 90 X FS 85 3-2 ③ G4-3	5	1	3	0	0	0	1
38 Michael Morse, R (1, 7) OBP: 0.330, SLG: 0.469 7 Grégor Blanco, L (6, PR) OBP: 0.313, SLG: 0.300 (7, 7)		X FF 91 0-0 ① F9		T FF 93 D CU 79 B CU 79 X CH 85 2-1 2-H 3-H HR		F FF 91 F FC 88 B CU 77 B FC 89 F FF 93 F FF 94 B CH 86 F CH 85 F FF 94 4-2 B CH 86 12 1B 12 S 35 FC1 BB		F FF 96 B FF 96 X FF 96 1-1 ① SH2-3-4 1-2		2	1	1	3	1	0	1
37 Adam Duvall, R (1, 3) OBP: 0.241, SLG: 0.333 45 Travis Ishikawa, L (8, PH) OBP: 0.260, SLG: 0.348 (9, 3)		C FF 92 F FC 90 F FF 93 X FF 92 0-2 ② P3		X FF 92 0-0 ① F9		F FC 90 X FF 94 0-1 ① L9		F FF 96 B SL 87 C FF 95 F FF 97 B FF 97 T FF 96 2-2 ② K			0 0	0 0	0 0	0 0	0 1	0 1	2 1
12 Joe Panik, L (1, 4) OBP: 0.314, SLG: 0.297 46 Santiago Casilla, R (9, 1) 49 Javier López, L (10, 1) 57 Juan Gutierrez, R (10, 1)		B FC 89 X FC 89 1-0 ③ G6-3		B FF 89 B FF 92 C FF 93 S CH 86 X FC 90 2-2 ② G1-3		C CH 85 1 SAFE 1 SAFE B FF 90 C FF 92 B SI 92 X CH 85 2-2 35 FC1 1-3 1B		C SL 86 X SL 86 0-1 ③ 2-H 1B		0 0 0 0	0 0 0 0	2 0 0 0	0 0 0 0	0 0 0 0	0 0 0 0	1 0 0 0
35 Brandon Crawford, L (1, 6) OBP: 0.316, SLG: 0.375			C FF 91 B FF 93 L FF 90 X FF 93 1-2 ① L9	B CH 86 B FF 90 B FF 92 B FF 93 4-0 BB		F SI 91 X FF 94 0-1 ② FC1 1-2 3-H			F FF 95 B FF 96 C FF 94 B SL 88 X FF 97 2-2 ① G3		3	0	0	0	1	0	2
40 Madison Bumgarner, R (1, 1) OBP: 0.304, SLG: 0.481 41 Jeremy Affeldt, L (8, 1) 50 Matt Duffy, R (9, 4) OBP: 0.250, SLG: 0.182			S FF 93 T CU 79 X CU 80 0-2 16 G3 1B	S FC 88 S FF 93 F FF 91 C SI 93 0-3 ③ K		B FF 94 C CH 84 X FF 92 1-1 ③ P5			X FF 96 0-0 ② F9		3 0 1	0 0 0	1 0 0	0 0 0	0 0 0	1 0 0	3 0 0
Inning Stats	R: 0 E: 0 K: 1 S: 8 H: 1 LOB: 0 BB: 0 P: 12	R: 0 E: 0 K: 0 S: 8 H: 1 LOB: 1 BB: 0 P: 9	R: 0 E: 0 K: 1 S: 12 H: 1 LOB: 1 BB: 0 P: 15	R: 3 E: 0 K: 1 S: 12 H: 3 LOB: 1 BB: 1 P: 21	R: 0 E: 0 K: 0 S: 8 H: 1 LOB: 1 BB: 0 P: 9	R: 0 E: 0 K: 0 S: 15 H: 1 LOB: 2 BB: 1 P: 22	R: 0 E: 0 K: 2 S: 8 H: 1 LOB: 0 BB: 0 P: 12	R: 0 E: 0 K: 1 S: 10 H: 2 LOB: 2 BB: 0 P: 13	R: 0 E: 0 K: 0 S: 6 H: 0 LOB: 0 BB: 0 P: 11	R: 0 E: 0 K: 0 S: 10 H: 0 LOB: 0 BB: 0 P: 19	1B: 8 2B: 2 3B: 0 HR: 1 SF: 0 SAC: 1 DP: 1 HBP: 0	WP: 0 PB: 0 SB: 1 CS: 1 PA: 40					

PITCHER		IP	WLS	BF	H	R	ER	SO	BB	IBB	HBP	BLK	WP	HR	S	P	ERA	WHIP
35 Cole Hamels, L ERA: 2.44	(1, 1)	7.0		30	9	3	3	5	2	0	0	0	0	1	71	100	3.86	1.571
53 Ken Giles, R ERA: 1.33	(8, 1)	2.0	W	7	2	0	0	1	0	0	0	0	0	0	16	24	0.00	1.000
58 Jonathan Papelbon, R ERA: 1.61	(10, 1)	1.0	S	3	0	0	0	0	0	0	0	0	0	0	10	19	0.00	0.000

PITCHER	IP	WLS	BF	H	R	ER	SO	BB	IBB	HBP	BLK	WP	HR	S	P	ERA	WHIP

BOTTOM

Philadelphia Phillies @ San Francisco Giants

AT&T Park, San Francisco, CA

Fri Aug 15 2014, 7:17 PM - 10:52 PM PDT

Att. 41,425 - Clear - 60 F

livebaseballscorecards.com

AB	37
R	3
H	11
RBI	3
BB	2
SO	6
LOB	18

Philadelphia Phillies @ San Francisco Giants

AT&T Park, San Francisco, CA

Sat Aug 16 2014, 1:05 PM - 4:38 PM PDT

Att. 41,907 - Partly Cloudy - 68 F

livebaseballscorecards.com

Batter	1	2	3	4	5	6	7	8	9	AB	R	H	RBI	BB	SO	LOB
2 Ben Revere, L (1, 8) OBP: 0.328, SLG: 0.368	C SI 87 X SI 87 0-1 1B		B CU 73 C CU 75 S FC 82 B FC 83 B FS 80 X FC 85 3-2 ① F8		C FS 77 B CU 78 X FS 79 1-1 11 S 26 2B 1B	B SI 92 X SI 92 1-0 11 WP 26 FC4-2 2B		B SI 93 F SI 91 B CU 76 X SI 92 2-1 26 G4-6-3 1B		5	1	4	0	0	0	0
11 Jimmy Rollins, S (1, 6) OBP: 0.316, SLG: 0.383	X SI 87 0-0 ① P6		C SI 89 F FC 84 B FF 89 B FC 82 B FS 81 B SI 89 4-2 26 1B 6 1B BB		C SI 89 1 SAFE B SI 87 B FC 84 S FC 83 B SI 90 F SI 90 D FS 81 4-2 26 2B 6 1B 1-2 BB	B CH 86 B SI 92 F FF 93 B FF 92 X SI 92 3-1 ① G1-3 2-3		1 SAFE B SI 90 1 SAFE S SI 91 S SI 91 B SI 92 S SI 93 2-3 ① K		3	2	0	0	2	1	3
26 Chase Utley, L (1, 4) OBP: 0.359, SLG: 0.443	C SI 88 C FC 84 F FC 85 F FS 80 T FS 80 0-2 ② K		X SI 89 0-0 6 1B 3 SF8 1-2 1B		X SI 87 0-0 6 1B 1-3 2-H 2B	B SL 80 F SI 84 X SI 86 1-1 ② FC4-2 6 2B 3-H		C SI 93 X SI 93 0-1 ② ③ G4-6-3 1-2f		5	2	2	1	0	1	3
6 Ryan Howard, L (1, 3) OBP: 0.301, SLG: 0.375	C CU 74 X FF 88 0-1 ③ G4-3		B FC 83 B CU 74 F SI 89 B SI 90 C FC 83 F SI 90 X SI 89 3-2 1-3 2-H 1B		T CU 76 B CU 76 F CU 76 F CU 76 B SI 89 F SI 89 F FC 85 X FS 81 2-2 3 2B 21 FC2 2-H 3-H 1B	1 SAFE X SI 86 0-0 1-3 2B			S CU 76 S CU 75 B CU 75 B SI 93 X SI 92 2-2 ① G3	5	0	3	3	0	0	1
3 Marlon Byrd, R (1, 9) OBP: 0.319, SLG: 0.473		B SI 87 X SI 86 1-0 ① G5-3	B SI 90 B SI 89 X FS 81 1-1 ② SF8 3-H		C FF 92 B FF 92 F FF 92 X SI 94 1-2 21 FC2 1-3 2B	I IN 63 I IN 74 I IN 74 I IN 76 4-0 IBB			B SL 80 C SL 80 C FF 90 B SL 82 B SL 80 F SL 81 C SL 80 3-3 ② K	3	0	1	1	1	1	0
9 Domonic Brown, L (1, 7)		B SI 88 F FF 87 B CU 74 S FC 82 B FC 82 B SI 88 4-2 25 G3 21 1B BB	X FS 81 0-0 ③ G4-3		B CH 86 B SI 93 C CH 83 F CU 81 X FF 93 2-2 ① G5-3	C SL 79 F SI 86 F SL 80 X SL 79 0-2 ③ G1-3			B CH 85 S SI 88 B CH 84 C SI 88 X FF 88 2-2 1B	4	0	1	0	1	0	6
21 Wil Nieves, R (1, 2) OBP: 0.280, SLG: 0.392 24 Grady Sizemore, L (9, PH) OBP: 0.306, SLG: 0.359		C FC 82 X SI 88 0-1 25 G3 1-2 1B		C FF 87 X SI 87 0-1 25 G3-6-3 1B	C CU 82 S CU 84 F CU 80 X FF 93 0-2 ② FC2 25 BB 2-3 3-H		C CU 81 X CU 81 0-1 ① F7		C SL 81 F SI 88 1 SAFE X FF 88 0-2 ③ L9	4 1	0 0	2 0	0 0	0 0	0 0	2 1
25 Cody Asche, L (1, 5) OBP: 0.297, SLG: 0.380		B SI 89 X FS 82 1-0 ② G3 1-2 2-3		F FS 80 D FS 79 X SI 87 1-1 ① ② G3-6-3 1-2f	B FF 93 B CH 83 S CH 85 B CH 85 B SI 93 4-1 1-2 BB		C CH 85 B CH 84 F CH 88 B CH 86 F CU 81 F CH 88 F FF 94 F FF 94 X CU 82 2-2 ② F9			3	0	0	0	1	0	3
38 Kyle Kendrick, R (1, 1) OBP: 0.077, SLG: 0.059 43 Mario Hollands, L (6, 1) 30 Justin De Fratus, S (6, 1) 17 Reid Brignac, L (7, PH) OBP: 0.308, SLG: 0.346 59 Antonio Bastardo, R (7, 1) 63 Jake Diekman, R (8, 1)		S FC 83 B FC 80 C SI 89 S FC 82 1-3 ③ K		F SI 87 C FF 88 B CU 74 B FC 82 S FC 82 2-3 ③ K	F FF 92 F FF 93 C CU 83 0-3 ③ K		S CH 85 S CH 86 S CH 85 0-3 ③ K			3 0 0 1 0 0	0 0 0 0 0 0	0 0 0 0 0 0	0 0 0 0 0 0	3 0 0 0 0 0	0 0 0 1 0 0	5 0 0 0 0 0
Inning Stats	R: 0 E: 0 K: 1 S: 10 H: 1 LOB: 1 BB: 0 P: 10	R: 0 E: 0 K: 1 S: 9 H: 1 LOB: 2 BB: 1 P: 16	R: 2 E: 0 K: 0 S: 13 H: 2 LOB: 1 BB: 1 P: 24	R: 0 E: 0 K: 1 S: 7 H: 1 LOB: 0 BB: 0 P: 10	R: 3 E: 0 K: 1 S: 26 H: 4 LOB: 3 BB: 2 P: 40	R: 0 E: 0 K: 0 S: 10 H: 2 LOB: 3 BB: 1 P: 19	R: 0 E: 0 K: 1 S: 12 H: 0 LOB: 0 BB: 0 P: 14	R: 0 E: 0 K: 1 S: 7 H: 1 LOB: 0 BB: 0 P: 11	R: 0 E: 0 K: 1 S: 13 H: 1 LOB: 1 BB: 0 P: 20	1B: 9 2B: 4 3B: 0 HR: 0 SF: 1 SAC: 0 DP: 2 HBP: 0						

TOP	
AB	37
R	5
H	13
RBI	5
BB	5
SO	7
LOB	24

WP: 1 PB: 0 SB: 1 CS: 0 PA: 43

PITCHER		IP	WLS	BF	H	R	ER	SO	BB	IBB	HBP	BLK	WP	HR	S	P	ERA	WHIP
17 Tim Hudson, R ERA: 3.03	(1, 1)	4.0		22	8	5	5	3	3	0	0	0	0	0	51	79	11.25	2.750
57 Juan Gutierrez, R ERA: 3.02	(5, 1)	1.1		7	2	0	0	1	1	0	0	0	1	0	17	28	0.00	2.250
49 Javier López, L ERA: 2.17	(6, 1)	0.2		4	1	0	0	0	0	1	0	0	0	0	7	12	0.00	1.500
63 Jean Machi, R ERA: 1.57	(7, 1)	1.0		3	0	0	0	1	0	0	0	0	0	0	12	14	0.00	0.000
41 Jeremy Affeldt, L ERA: 1.93	(8, 1)	1.1	W	4	1	0	0	1	0	0	0	0	0	0	10	16	0.00	0.750

PITCHER		IP	WLS	BF	H	R	ER	SO	BB	IBB	HBP	BLK	WP	HR	S	P	ERA	WHIP
54 Sergio Romo, R ERA: 4.24	(9, 1)	0.2	S	3	1	0	0	1	0	0	0	0	0	0	10	15	0.00	1.500

BOTTOM

Philadelphia Phillies @ San Francisco Giants
AT&T Park, San Francisco, CA
Sat Aug 16 2014, 1:05 PM - 4:38 PM PDT
Att. 41,907 - Partly Cloudy - 68 F

livebaseballscorecards.com

Batter	1	2	3	4	5	6	7	8	9	AB	R	H	RBI	BB	SO	LOB
16 Ángel Pagán, S (1, 8) OBP: 0.347, SLG: 0.396	B SI 89 F SI 89 C FC 89 X SL 78 1-2 ① G4-3		B CH 79 C SI 88 B FC 88 B SI 86 X SI 88 3-1 ① L9		C FC 88 B SL 76 S CH 82 B SI 90 X FC 88 2-2 ② G4-3	X SL 83 0-0 ② SF9 3-H		B SI 97 F SI 99 S SL 87 S SL 87 1-3 ① K		4	0	0	1	0	1	2
8 Hunter Pence, R (1, 9) OBP: 0.338, SLG: 0.468	B SI 90 B SI 91 C FC 88 X SI 90 2-1 HR		B FC 88 C FC 86 C SL 75 X SL 75 1-2 ② P6		B SL 75 C SI 91 B CH 83 F FC 86 F SI 91 X SL 76 2-2 ③ F8	C SI 93 B FF 94 S SL 83 B SL 82 S FF 94 2-3 ③ K		S SL 85 B SL 86 S SI 98 B SI 99 S SI 99 2-3 ② K		5	1	1	1	0	2	4
28 Buster Posey, R (1, 2) OBP: 0.343, SLG: 0.428	C FC 87 F CH 83 S SI 90 0-3 ② K		C SL 78 F SL 75 B FC 90 X SI 90 1-2 ③ G6-3			X FC 86 0-0 48 E / 38 2B / 1B	X FF 91 0-0 ① F7	C SL 86 D SI 99 B SL 86 F SI 99 T SL 87 2-2 ③ K		5	1	1	0	0	2	2
48 Pablo Sandoval, S (1, 5) OBP: 0.327, SLG: 0.432	B FC 88 X CH 82 1-0 ③ G1-4-3			B CH 83 X FC 88 1-0 38 BB / 1B		F SI 89 X FC 88 0-1 FC4 38 2B / 12 1B 1-2	C FF 90 B CH 87 B FF 91 F FF 92 S SL 84 2-3 ② K			4	1	1	0	0	1	1
38 Michael Morse, R (1, 7) OBP: 0.336, SLG: 0.484 (7, 3)		C SI 90 C SI 89 X SL 75 0-2 3B		C SI 90 F FC 88 B SI 90 B SI 90 B FC 87 F SI 91 F SI 91 B SI 92 4-2 1-2 BB		X FC 88 0-0 12 1B / 7 1B 1-3 2-H 2B	B SL 84 X FF 92 1-0 2B			3	1	3	1	1	0	0
45 Travis Ishikawa, L (1, 3) OBP: 0.250, SLG: 0.333 37 Adam Duvall, R (6, PH) OBP: 0.255, SLG: 0.333 63 Jean Machi, R (7, 1) 34 Andrew Susac, R (7, PH) OBP: 0.250, SLG: 0.261 41 Jeremy Affeldt, L (8, 1) 54 Sergio Romo, R (9, 1)		F FC 88 B FC 89 X FC 89 1-1 ① F9		D CH 83 F SI 91 X FC 89 1-1 ① F9		B FF 91 B CH 85 B FF 92 B FF 91 4-0 7 1B / 12 1B / 16 SF9 / BB	X SL 83 0-0 ③ L7			2 0 0 1 0 0	0 1 0 0 0 0	0 0 0 0 0 0	0 1 0 0 0 0	0 0 0 0 0 0	0 1 0 0 0 0	3 0 0 1 0 0
12 Joe Panik, L (1, 4) OBP: 0.328, SLG: 0.325		B FC 90 B CH 84 B CH 83 B FC 89 4-0 BB		F SI 91 F FC 90 B CH 84 X FC 89 1-2 ② F5		B SL 82 C FF 91 B FF 92 C FF 91 F FF 92 X FF 92 2-2 7 1B 1-2 2-3 3-H 1B		C FF 91 B CH 87 F FF 92 B SL 83 X FF 92 2-2 7 1B / 3B		3	1	2	1	1	0	2
35 Brandon Crawford, L (1, 6) OBP: 0.315, SLG: 0.373 49 Javier López, L (6, 1) 13 Joaquin Arias, R (6, PH) OBP: 0.228, SLG: 0.225 7 Grégor Blanco, L (6, PH) OBP: 0.318, SLG: 0.305 (7, 7)		B FC 89 F CH 83 B CH 82 X FC 89 2-1 ② P6		C FC 89 S CH 84 X CH 83 0-2 ③ F8		X FF 92 0-0 1-2 2-3 3-H 1B		B SI 97 X SI 98 1-0 50 1B / 3-H 1B		2 0 0 2	0 0 0 0	0 0 0 2	0 0 0 2	0 0 0 0	0 0 0 0	4 0 0 0
17 Tim Hudson, R (1, 1) OBP: 0.109, SLG: 0.047 57 Juan Gutierrez, R (5, 1) 50 Matt Duffy, R (5, 6) OBP: 0.259, SLG: 0.200		B SI 91 X SI 91 1-0 ③ G3			C SI 89 B FC 86 X SI 90 1-1 ① G4-3	C SL 82 C SL 83 S SL 83 0-3 ① K		S SI 98 B SI 99 X SI 100 1-1 1-2 1B		1 0 3	0 0 0	0 0 1	0 0 0	0 0 1	0 0 3	2 0 3
Inning Stats	R: 1 E: 0 K: 1 S: 9 H: 1 LOB: 0 BB: 0 P: 13	R: 0 E: 0 K: 0 S: 8 H: 1 LOB: 2 BB: 1 P: 16	R: 0 E: 0 K: 0 S: 8 H: 0 LOB: 0 BB: 0 P: 13	R: 0 E: 0 K: 0 S: 13 H: 1 LOB: 2 BB: 1 P: 20	R: 0 E: 0 K: 0 S: 9 H: 0 LOB: 0 BB: 0 P: 14	R: 4 E: 1 K: 2 S: 16 H: 4 LOB: 2 BB: 1 P: 24	R: 0 E: 0 K: 1 S: 6 H: 1 LOB: 1 BB: 0 P: 9	R: 1 E: 0 K: 3 S: 15 H: 3 LOB: 2 BB: 0 P: 24		1B: 6 2B: 2 3B: 2 HR: 1	SF: 1 SAC: 0 DP: 0 HBP: 0			WP: 0 PB: 0 SB: 0 CS: 0	PA: 39	

	AB	R	H	RBI	BB	SO	LOB
AB	**35**						
R	**6**						
H	**11**						
RBI	**6**						
BB	**3**						
SO	**7**						
LOB	**24**						

PITCHER		IP	WLS	BF	H	R	ER	SO	BB	IBB	HBP	BLK	WP	HR	S	P	ERA	WHIP
38 Kyle Kendrick, R ERA: 4.9	(1, 1)	5.0		23	5	4	3	1	2	0	0	0	0	1	51	80	5.40	1.400
43 Mario Hollands, L ERA: 4.23	(6, 1)	0.0		2	1	0	0	0	1	0	0	0	0	0	4	10	∞	∞
30 Justin De Fratus, R ERA: 2.83	(6, 1)	1.0	B	4	1	1	1	2	0	0	0	0	0	0	8	10	9.00	1.000
59 Antonio Bastardo, L ERA: 4.64	(7, 1)	1.0	L	5	2	1	1	1	0	0	0	0	0	0	9	14	9.00	2.000
63 Jake Diekman, L ERA: 3.93	(8, 1)	1.0		5	2	0	0	3	0	0	0	0	0	0	12	19	0.00	2.000

PITCHER		IP	WLS	BF	H	R	ER	SO	BB	IBB	HBP	BLK	WP	HR	S	P	ERA	WHIP

Batter	1	2	3	4	5	6	7	8	9	AB	R	H	RBI	BB	SO	LOB
2 Ben Revere, L (1, 8) OBP: 0.331, SLG: 0.371	B SI 89 B SI 89 C SI 89 C FF 88 X CH 83 2-2 11 CS 1B	D SL 81 X SI 88 1-0 11 S 1B 2-3		B SI 88 X FF 87 1-0 26 FC3-6 1B		B SI 86 B SI 86 B SI 85 C SI 83 X SI 84 3-1 ② G4-3 2-3			B FF 93 C SI 92 F SL 89 X KC 82 1-2 ① G4-3	5	0	3	0	0	0	1
11 Jimmy Rollins, S (1, 6) OBP: 0.315, SLG: 0.380	1 SAFE B SI 90 C SI 87 B CH 82 B SI 90 B SI 89 4-1 ① 26 3B 1-2 BB	C CH 80 S SL 79 B FF 89 F SL 81 D CH 83 S CH 82 2-3 ③ K 1-2		C FF 88 1 SAFE S CH 82 F SL 79 B FF 88 F FF 89 B SI 88 X CH 82 2-2 ① F9		C SI 85 S SL 79 C SI 86 0-3 ③ K			B SI 94 B SI 94 C FF 94 S SL 88 F KC 81 S KC 82 2-3 ② K	4	1	0	0	1	3	4
26 Chase Utley, L (1, 4) OBP: 0.357, SLG: 0.445	C CU 76 F FF 89 D CH 83 X SL 80 1-2 1-H 3B	B CH 82 B FF 87 X FF 87 2-0 ① G1-3	1 SAFE X FF 87 0-0 ② FC3-6 1-2f				C SI 85 B SL 80 F SI 84 B CU 74 S SL 80 2-3 ① K		C SI 94 F KC 83 F FF 96 S KC 82 0-3 ③ K	5	0	1	1	0	2	1
6 Ryan Howard, L (1, 3) OBP: 0.301, SLG: 0.373	B FF 88 B FF 90 S CU 75 B CH 82 S FF 90 B FF 90 4-2 BB	B CU 73 S SL 81 C FF 88 X CU 75 1-2 ② G4-3	B CH 80 1 SAFE X SL 79 1-0 ③ G2-3				S SL 79 S SI 85 B SL 80 F SL 80 F SI 86 F SL 80 S CU 73 1-3 ② K			3	0	0	0	1	1	1
3 Marlon Byrd, R (1, 9) OBP: 0.320, SLG: 0.473	B FF 90 B SL 80 B CH 82 S CH 84 X SL 82 3-1 ② P4	B CH 82 X FF 88 1-0 24 2B 25 BB 1B			C SL 77 B CH 81 H CH 81 2-1 24 G4-6-3 HBP		C CH 85 C CU 82 S CH 87 0-3 ③ K			3	1	1	0	0	1	2
24 Grady Sizemore, L (1, 7) OBP: 0.305, SLG: 0.361	D FF 89 D CU 75 F CH 83 X CH 83 2-1 ③ G4-3	B CU 74 X FF 88 1-0 25 BB 1-3 2B			1 SAFE C CH 82 D SL 79 B FF 88 B SI 88 X CH 82 3-1 ①② G4-6-3 1-2f			B SI 88 B SI 88 C SI 88 F SI 89 B CH 84 S SL 81 3-3 ① K		4	0	1	0	0	1	3
51 Carlos Ruiz, R (1, 2) OBP: 0.357, SLG: 0.365		C FF 87 B SL 80 F FF 89 F CH 82 B SL 80 X FF 89 2-2 ① L8	C SL 81 B SL 80 D CH 83 C SL 80 F CH 82 B FF 89 B CH 82 4-2 25 BB BB		X FF 89 0-0 ③ G5-3			C SI 88 B SL 80 S SL 80 B SL 80 S SL 80 2-3 ② K		3	0	0	0	1	1	0
25 Cody Asche, L (1, 5) OBP: 0.305, SLG: 0.386		B FF 88 B CH 81 B CH 82 C SI 89 C CU 75 X CH 82 3-2 2 1B 55 SH3-4 1B	S CU 74 D CU 75 B SL 80 B CH 83 B SI 88 4-1 1-2 2-3 3-H BB			F SI 85 X SL 79 0-1 2 G4-3 55 SH5-4 1B		B SL 80 X FF 87 1-0 1B		3	0	3	1	1	0	0
55 David Buchanan, R (1, 1) OBP: 0.167, SLG: 0.048 53 Ken Giles, R (7, 1) 9 Domonic Brown, L (8, PH) OBP: 0.279, SLG: 0.335 63 Jake Diekman, R (8, 1)		X FF 89 0-0 ② SH3-4 1-2	C FF 89 C SL 79 S SL 79 0-3 ③ K			X SI 85 0-0 ① SH5-4 1-2		F SL 82 1 SAFE C SI 88 1 SAFE B CH 84 D CH 84 F FF 89 C SL 81 2-3 ③ K		1 0 1 0	0 0 0 0	0 0 0 0	0 0 0 0	1 0 1 0	3 0 1 0	
Inning Stats	R: 1 H: 2 E: 0 LOB: 2 K: 0 BB: 2 S: 13 P: 29	R: 0 H: 2 E: 0 LOB: 2 K: 1 BB: 0 S: 13 P: 21	R: 1 H: 2 E: 0 LOB: 3 K: 1 BB: 2 S: 13 P: 26	R: 0 H: 1 E: 0 LOB: 1 K: 0 BB: 0 S: 8 P: 12	R: 0 H: 0 E: 0 LOB: 0 K: 0 BB: 0 S: 4 P: 9	R: 0 H: 1 E: 0 LOB: 1 K: 1 BB: 0 S: 8 P: 11	R: 0 H: 0 E: 0 LOB: 0 K: 3 BB: 0 S: 12 P: 15	R: 0 H: 1 E: 0 LOB: 1 K: 3 BB: 0 S: 11 P: 19	R: 0 H: 0 E: 0 LOB: 0 K: 2 BB: 0 S: 11 P: 14	1B: 7 SF: 0 2B: 1 SAC: 2 3B: 1 DP: 1 HR: 0 HBP: 1						

TOP

Philadelphia Phillies @ San Francisco Giants
AT&T Park, San Francisco, CA
Sun Aug 17 2014, 1:07 PM - 4:03 PM PDT
Att. 41,851 - Partly Cloudy - 68 F

livebaseballscorecards.com

AB	32
R	2
H	9
RBI	2
BB	4
SO	11
LOB	16

WP: 0 PA: 39
PB: 0
SB: 1
CS: 1

PITCHER		IP	WLS	BF	H	R	ER	SO	BB	IBB	HBP	BLK	WP	HR	S	P	ERA	WHIP
55 Tim Lincecum, R ERA: 4.48	(1, 1)	5.0	W	25	7	2	2	2	4	0	1	0	0	0	51	97	3.60	2.200
49 Javier López, L ERA: 2.05	(6, 1)	1.2	H	6	1	0	0	3	0	0	0	0	0	0	17	23	0.00	0.600
63 Jean Machi, R ERA: 1.56	(7, 1)	0.1	H	1	0	0	0	1	0	0	0	0	0	0	3	3	0.00	0.000
54 Sergio Romo, R ERA: 4.15	(8, 1)	1.0	H	4	1	0	0	3	0	0	0	0	0	0	11	19	0.00	1.000
46 Santiago Casilla, R ERA: 1.59	(9, 1)	1.0	S	3	0	0	0	2	0	0	0	0	0	0	11	14	0.00	0.000

PITCHER	IP	WLS	BF	H	R	ER	SO	BB	IBB	HBP	BLK	WP	HR	S	P	ERA	WHIP

Batter	1	2	3	4	5	6	7	8	9	AB	R	H	RBI	BB	SO	LOB
16 Ángel Pagán, S (1, 8) OBP: 0.341, SLG: 0.389	B SI 87 C FF 88 F FF 89 X SI 90 1-2 F7 ①		B SI 89 X CH 80 1-0 G4-3 ① B SI 90 F SI 91 F SI 90 S CH 81 1-3 K ③				B CH 80 X SI 89 1-0 F8 ① F SI 98 B SI 97 F SI 96 B SI 98 S SL 87 2-3 K ③		5	0	0	0	0	2	4
8 Hunter Pence, R (1, 9) OBP: 0.337, SLG: 0.465	B SI 89 X FC 88 1-0 F8 ②		B SI 90 B CH 82 C FC 89 B SI 91 B CH 82 4-1 BB		B CU 77 B SI 90 B FC 88 C FC 89 C CH 82 X FC 90 3-2 G4-3 ①		B SI 89 C CU 76 B SI 89 S FC 89 D CU 79 X FF 90 3-2 L8 ②			3	0	0	0	1	0	1
28 Buster Posey, R (1, 3) OBP: 0.342, SLG: 0.427	C FC 88 B CU 78 S CH 80 X FC 89 1-2 F9 ③		F SI 89 F SI 89 D CH 81 S FC 89 1-3 K ②		B CH 82 X FF 90 1-0 F9 ②		B CH 81 B FF 90 1 SAFE B FF 88 F FC 89 X FF 91 1-3 3-1 1B			4	0	1	0	0	1	1
48 Pablo Sandoval, S (1, 5) OBP: 0.324, SLG: 0.428		S CH 78 B CH 79 B FF 88 X SI 88 2-1 G5-3 ①	X CH 81 0-0 G6-3 ③		X FC 89 0-0 G3-1 ③		B FF 96 F FF 97 C FF 98 B FF 98 F FF 97 X SL 87 2-2 F7 ③			4	0	0	0	0	0	3
38 Michael Morse, R (1, 7) OBP: 0.341, SLG: 0.487 7 Grégor Blanco, L (6, PR) OBP: 0.320, SLG: 0.311 (7, 7)		X FC 88 0-0 34 1B 35 1B 1B	B FF 89 C CU 76 B CH 81 X CH 82 2-1 12 1B 34 1B 1B	F FC 88 B FF 89 B FC 88 B SI 90 X CH 82 3-1 12 FC6-4 1B		B SI 96 X SI 96 1-0 12 1B 35 SF9 2B			3	2	3	0	0	0	0
12 Joe Panik, L (1, 4) OBP: 0.333, SLG: 0.331 46 Santiago Casilla, R (9, 1)		C SI 89 X FC 88 0-1 L8 ②	B CH 80 C SI 89 B SI 90 X CH 81 2-1 55 FC1-5 34 1B 1-2 1B	F CH 80 B FF 89 X SI 89 1-1 FC6-4 ① 1-2f		B SL 84 X SL 84 1-0 35 SF9 13 SF8 2-3 1B			1 4 0	0 1 0	0 2 0	0 0 0	0 0 0	0 0 0	0 2 0
34 Andrew Susac, R (1, 2) OBP: 0.321, SLG: 0.308	B FC 88 S CH 80 T FF 91 B SI 91 X FF 89 2-2 35 1B 35 E 1-2 1B		X CU 77 0-0 55 FC1-5 1-2 2-H 1B	X FF 88 0-0 FC6-4 ② 1-2f		S SI 97 S SI 97 B SI 97 F SI 97 B SL 86 D SL 87 B SI 99 4-2 BB			3	1	2	1	1	0	1
35 Brandon Crawford, L (1, 6) OBP: 0.314, SLG: 0.373	S CH 80 B SI 89 B CH 81 C FF 90 F FF 91 X CU 79 2-2 E5 1-H 2-H 1B		B SI 89 C FC 89 C SI 90 B CH 82 F FC 90 S CH 82 2-3 K ①	X SI 88 0-0 G6-3 ③		X SI 96 0-0 SF9 ① 2-3 3-H			3	0	1	2	0	1	3
55 Tim Lincecum, L (1, 1) OBP: 0.152, SLG: 0.071 49 Javier López, L (6, 1) 63 Jean Machi, R (7, 1) 45 Travis Ishikawa, L (7, PH) OBP: 0.284, SLG: 0.347 54 Sergio Romo, R (8, 1) 13 Joaquin Arias, R (8, PH) OBP: 0.226, SLG: 0.225 (9, 4)		S FC 89 S CH 82 B CH 82 B FC 88 C SI 90 2-3 K ③	B SI 90 B CH 81 L SI 89 X FF 88 2-1 FC1-5 ② 1-2 2-3f			B CH 79 S FF 87 B CH 80 B SI 89 X SI 88 3-1 28 1B 1B	D SL 84 X SI 97 1-0 SF8 ② 3-H		2 0 0 1 0 0 0	0 0 0 0 0 0 0	0 0 0 1 0 0 0	0 0 0 0 0 0 0	1 0 0 0 0 0 0	0 0 0 0 0 0 0	3 0 0 0 0 0 0
Inning Stats	R: 0 E: 0 K: 0 S: 7 H: 0 LOB: 0 BB: 0 P: 10	R: 2 E: 1 K: 1 S: 15 H: 3 LOB: 1 BB: 0 P: 23	R: 0 E: 0 K: 1 S: 6 H: 0 LOB: 1 BB: 1 P: 12	R: 1 E: 0 K: 2 S: 14 H: 3 LOB: 2 BB: 0 P: 23	R: 0 E: 0 K: 0 S: 5 H: 0 LOB: 0 BB: 0 P: 9	R: 0 E: 0 K: 0 S: 6 H: 1 LOB: 1 BB: 0 P: 10	R: 0 E: 0 K: 0 S: 12 H: 2 LOB: 2 BB: 0 P: 24	R: 2 E: 0 K: 1 S: 10 H: 2 LOB: 1 BB: 1 P: 19		1B: 10 2B: 1 3B: 0 HR: 0 SF: 2 SAC: 0 DP: 0 HBP: 0					WP: 0 PB: 0 SB: 0 CS: 0 PA: 37	

PITCHER		IP	WLS	BF	H	R	ER	SO	BB	IBB	HBP	BLK	WP	HR	S	P	ERA	WHIP
55 David Buchanan, R ERA: 4.25	(1, 1)	6.2	L	30	9	3	2	4	1	0	0	0	0	0	61	105	2.70	1.500
53 Ken Giles, R ERA: 1.32	(7, 1)	0.1		1	0	0	0	0	0	0	0	0	0	0	4	6	0.00	0.000
63 Jake Diekman, L ERA: 4.18	(8, 1)	1.0		6	2	2	2	1	1	0	0	0	0	0	10	19	18.00	3.000

PITCHER	IP	WLS	BF	H	R	ER	SO	BB	IBB	HBP	BLK	WP	HR	S	P	ERA	WHIP

BOTTOM

Philadelphia Phillies @ San Francisco Giants

AT&T Park, San Francisco, CA

Sun Aug 17 2014, 1:07 PM - 4:03 PM PDT

Att. 41,851 - Partly Cloudy - 68 F

livebaseballscorecards.com

AB	33
R	5
H	11
RBI	4
BB	2
SO	5
LOB	18

Batter	1	2	3	4	5	6	7	8	9	AB	R	H	RBI	BB	SO	LOB
16 Austin Jackson, R (1, 8) OBP: 0.323, SLG: 0.377	B SI 91 C FF 89 X FF 91 1-1 ① L7		C CH 85 B FC 90 X CH 86 1-1 ② F7			B FF 87 C SI 91 X SI 90 1-1 ① G6-3		B FF 97 C SL 87 F FF 96 B FF 96 S SL 87 2-3 ① K		4	0	0	0	0	1	2
13 Dustin Ackley, L (1, 7) OBP: 0.298, SLG: 0.384	B SI 92 C FF 92 B FF 90 X FC 88 2-1 1B		C CU 78 X FF 90 0-1 2B			B SI 90 C SI 90 X SI 91 1-1 ② F8		C FF 95 C SL 85 F FF 96 X FF 98 0-2 1-3 2-H 2B		4	0	3	1	0	0	0
22 Robinson Canó, L (1, 4) OBP: 0.396, SLG: 0.471	X SI 91 0-0 ② F8		B FF 89 X CH 85 1-0 ③ G3-1			C FF 90 B SI 92 X CH 84 1-1 ③ G4-3		F SL 89 S SL 88 S SL 86 0-3 ② K		4	0	0	0	0	1	4
21 Kendrys Morales, S (1, 3) OBP: 0.267, SLG: 0.326 56 Fernando Rodney, R (8, 1)	B CH 86 1 SAFE B CH 85 S FF 89 B SI 91 X SI 90 3-1 ③ G6-3			B CH 83 C SI 90 B SI 91 B FF 91 B SI 90 4-1 3 G6-4-3 BB			C SI 89 B FF 89 B SI 91 F SI 90 S SL 83 2-3 ① K	F FF 96 D SL 87 B SL 88 F FF 98 S SL 89 2-3 ③ K		3 0	0 0	0 0	0 0	1 0	2 0	3 0
15 Kyle Seager, L (1, 5) OBP: 0.346, SLG: 0.472		B SI 91 C SI 92 B FF 89 F CH 85 B SI 93 F FF 90 B SI 93 4-2 BB		X SI 90 0-0 ① F7			C SI 91 S SL 83 F SL 84 B CH 83 X FF 90 1-2 1B		B FF 90 B FF 90 C FF 91 C FS 87 F FF 92 B FF 91 X FF 91 3-2 ① G4-3	3	0	1	0	1	0	1
3 Mike Zunino, R (1, 2) OBP: 0.259, SLG: 0.420		C FC 87 S SI 90 1 SAFE X FC 89 0-2 ① P2		C SI 92 C SI 92 B CH 85 B SI 90 X FF 90 2-2 ② ③ G6-4-3 1-2f			S CH 83 B FF 88 C SI 90 F CH 83 B SI 90 S SI 90 2-3 ② K		B FF 92 C FF 91 F FS 86 F SL 79 F FF 92 F FF 91 C SL 78 1-3 ② K	4	0	0	0	0	2	3
20 Logan Morrison, L (1, 9) OBP: 0.291, SLG: 0.361 (8, 3)		X FF 89 0-0 ② P6			C SI 92 B CH 85 B CH 83 C FF 91 B SI 93 F FF 89 B SI 92 4-2 1 CS BB		X SI 90 0-0 ③ G4-3		B FF 91 B FF 90 C FF 91 X FS 87 2-1 5 DI 1B	3	0	1	0	1	0	2
1 Chris Taylor, R (1, 6) OBP: 0.406, SLG: 0.443 5 Brad Miller, L (9, PH) OBP: 0.274, SLG: 0.330		X SI 90 0-0 ③ G5-3			D FF 88 F FF 89 1 SAFE S SI 90 C SI 92 1-3 ① ② K 1-2			C SI 91 C SI 91 B CH 85 B SI 91 F FF 90 H SI 91 3-2 9 1B 13 2B HBP	C FF 91 F FF 90 B FF 90 X SL 78 1-2 ③ P5 1-2	2 1	1 0	0 0	0 0	0 0	1 0	2 1
29 Roenis Elías, L (1, 1) 52 Dominic Leone, R (5, 1) 54 Tom Wilhelmsen, R (7, 1) 9 Endy Chávez, L (8, PH) OBP: 0.304, SLG: 0.370 41 Charlie Furbush, L (8, 1) 28 Chris Denorfia, R (8, 9) OBP: 0.293, SLG: 0.318			B SI 91 C FF 92 B FF 90 F SI 91 X FF 90 2-2 ① G5-3		C FF 91 S CH 84 S SL 80 0-3 ③ K			C FF 96 B FF 97 B FF 96 X FF 94 2-1 13 2B 1-2 1B		2 0 0 1 0 0	0 0 0 0 0 0	0 0 0 1 0 0	0 0 0 0 0 0	1 0 0 0 0 0	0 0 0 0 0 0	0 0 0 0 0 0
Inning Stats	R: 0 E: 0 K: 0 S: 7 H: 1 LOB: 1 BB: 0 P: 13	R: 0 E: 0 K: 0 S: 8 H: 0 LOB: 1 BB: 1 P: 12	R: 0 E: 0 K: 0 S: 8 H: 1 LOB: 1 BB: 0 P: 12	R: 0 E: 0 K: 0 S: 5 H: 0 LOB: 0 BB: 1 P: 11	R: 0 E: 0 K: 2 S: 9 H: 0 LOB: 0 BB: 1 P: 14	R: 0 E: 0 K: 0 S: 6 H: 0 LOB: 0 BB: 0 P: 9	R: 0 E: 0 K: 2 S: 12 H: 1 LOB: 1 BB: 0 P: 17	R: 1 E: 0 K: 3 S: 18 H: 2 LOB: 2 BB: 0 P: 27	R: 0 E: 0 K: 1 S: 15 H: 1 LOB: 1 BB: 0 P: 22	1B: 4 2B: 2 3B: 0 HR: 0 SF: 0 SAC: 0 DP: 1 HBP: 1						

PITCHER		IP	WLS	BF	H	R	ER	SO	BB	IBB	HBP	BLK	WP	HR	S	P	ERA	WHIP
31 Jerome Williams, R ERA: 5.91	(1, 1)	7.0	W	26	3	1	1	4	3	0	1	0	0	0	58	94	1.29	0.857
53 Ken Giles, R ERA: 1.27	(8, 1)	1.0		5	2	0	0	3	0	0	0	0	0	0	15	21	0.00	2.000
58 Jonathan Papelbon, R ERA: 1.58	(9, 1)	1.0	S	4	1	0	0	1	0	0	0	0	0	0	15	22	0.00	1.000

PITCHER	IP	WLS	BF	H	R	ER	SO	BB	IBB	HBP	BLK	WP	HR	S	P	ERA	WHIP

TOP

Seattle Mariners @ Philadelphia Phillies

Citizens Bank Park, Philadelphia, PA

Mon Aug 18 2014, 7:07 PM - 9:59 PM EDT

Att. 28,102 - Partly Cloudy - 83 F

livebaseballscorecards.com

AB	31
R	1
H	6
RBI	1
BB	3
SO	8
LOB	18

WP: 0	PA: 35																	
PB: 0																		
SB: 0																		
CS: 1																		

Seattle Mariners @ Philadelphia Phillies

Citizens Bank Park, Philadelphia, PA

Mon Aug 18 2014, 7:07 PM - 9:59 PM EDT

Att. 28,102 - Partly Cloudy - 83 F

livebaseballscorecards.com

BOTTOM

Batter	1	2	3	4	5	6	7	8	9	AB	R	H	RBI	BB	SO	LOB
2 Ben Revere, L (1, 8) OBP: 0.332, SLG: 0.371	B FF 90 C FF 91 B FF 92 X FF 92 2-1 ① F7		B FF 91 F CH 85 X CU 78 1-1 ① G3	C FF 93 B CU 80 B FF 92 X FF 92 2-1 26 HBP 51 BB 1B	C FF 95 S SL 84 X SL 84 0-2 ③ G4-3			S SL 84 C SL 84 F SL 84 F FF 93 X FF 93 0-2 51 S 1B		5	0	2	0	0	0	0
51 Carlos Ruiz, R (1, 2) OBP: 0.360, SLG: 0.362	C FF 92 B CH 87 B CH 86 F FF 92 B CU 78 B FF 93 4-2 6 BB BB		B FF 93 C FF 93 B SI 93 F CH 86 B CH 87 F FF 92 F CH 88 F FF 93 B CU 80 4-2 6 3 2B BB	B FF 93 D CH 87 F FF 92 B CH 86 1 SAFE F FF 93 B CH 86 4-2 26 HBP 1-2 BB		C FF 94 C SL 84 B SL 85 X FF 95 1-2 ① F9		B SL 82 C FF 92 X SI 90 1-1 ② F9 1-2	2	1	0	0	3	0	1
26 Chase Utley, L (1, 4) OBP: 0.356, SLG: 0.441	C FF 92 C CH 86 F CU 79 C CU 78 0-3 ② K		B CU 77 X FF 92 1-0 ② F8	C CU 79 H CU 77 1-1 1-2 2-3 HBP		C FF 95 C FF 96 B SI 94 B SL 84 B FF 94 X SL 81 3-2 ② G6-3		C CH 82 F SI 96 X CH 81 0-2 ③ G4-3		4	0	0	0	0	1	3
6 Ryan Howard, L (1, 3) OBP: 0.304, SLG: 0.373	B FF 92 B FF 92 S FF 91 B CU 77 F FF 93 F FF 93 B FF 92 4-2 3 FC5-4 BB 1-2		B FF 93 B FF 93 T FF 92 B CH 86 F FF 92 B CU 77 4-2 3 2B BB 1-2	B FF 92 X FF 92 1-0 ③ G3		S FF 95 X FF 95 0-1 1B				2	0	1	0	2	0	3
3 Marlon Byrd, R (1, 9) OBP: 0.320, SLG: 0.473	B CH 86 X FF 92 1-0 ③ FC5-4 1-2f		X SI 92 0-0 1-3 2-H 2B		C SL 82 B FF 95 S FF 94 S FF 95 1-3 ① K	C SL 83 X FF 96 0-1 ③ F9				4	0	1	1	0	1	3
18 Darin Ruf, R (1, 7) OBP: 0.377, SLG: 0.465 58 Jonathan Papelbon, R (9, 1)		C SI 91 B SI 92 B CH 87 B FF 93 X FF 92 3-1 1B	B CH 87 S CH 87 B CH 87 B CH 87 B CH 87 4-1 BB		C FF 95 S SL 85 X SL 86 0-2 4 HR 2B		S FF 96 C SL 87 T CU 78 0-2 ① K			3 0	1 0	2 0	0 0	1 0	1 0	0 0
25 Cody Asche, L (1, 5) OBP: 0.308, SLG: 0.386		F FF 92 S CH 86 B CU 80 F CH 86 C FF 93 1-3 ① K	B CU 79 C FF 93 S CU 79 B CU 80 S CU 81 2-3 ③ K		B SI 93 B FF 95 S CH 87 B FF 91 D CH 87 4-1 4 HR BB		B SI 96 X SI 96 1-0 4 G4-3 1B			3	1	1	0	1	2	4
4 Andrés Blanco, S (1, 6) OBP: 0.333, SLG: 0.500		X FF 93 0-0 ② F8		C FF 92 B CH 86 X CH 87 1-1 ① G5-3	B FF 94 C FF 93 X CH 88 1-1 1-H 2-H HR		X SI 95 0-0 ② ③ G4-3 1-2f			4	1	1	3	0	0	2
31 Jerome Williams, R (1, 1) 53 Ken Giles, R (8, 1) 24 Grady Sizemore, L (8, 7) OBP: 0.304, SLG: 0.360		B FF 92 S CH 83 S CH 84 B CH 83 X FF 92 2-2 ③ G4-3		C FF 92 S CH 87 S CU 79 0-3 ② K	C FF 93 B FF 93 B FF 92 F FF 93 S SL 84 2-3 ② K			C FF 93 S SL 84 B SL 84 F SL 84 F FF 94 C FF 93 1-3 ① K		3 0 1	0 0 0	0 0 0	0 0 0	0 0 0	2 0 1	1 0 0
Inning Stats	R: 0 E: 0 K: 1 S: 12 H: 0 LOB: 2 BB: 2 P: 23	R: 0 E: 0 K: 1 S: 10 H: 1 LOB: 1 BB: 0 P: 16	R: 1 E: 0 K: 1 S: 15 H: 1 LOB: 3 BB: 3 P: 31	R: 0 E: 0 K: 1 S: 11 H: 1 LOB: 3 BB: 1 P: 20	R: 3 E: 0 K: 2 S: 15 H: 2 LOB: 0 BB: 1 P: 23	R: 0 E: 0 K: 0 S: 10 H: 1 LOB: 1 BB: 0 P: 14	R: 0 E: 0 K: 1 S: 5 H: 1 LOB: 0 BB: 0 P: 6	R: 0 E: 0 K: 1 S: 15 H: 1 LOB: 1 BB: 0 P: 17		1B: 5 2B: 2 3B: 0 HR: 1	SF: 0 SAC: 0 DP: 1 HBP: 1			WP: 0 PB: 0 SB: 1 CS: 0	PA: 39	

	AB	31
	R	4
	H	8
	RBI	4
	BB	7
	SO	8
	LOB	17

PITCHER		IP	WLS	BF	H	R	ER	SO	BB	IBB	HBP	BLK	WP	HR	S	P	ERA	WHIP
29 Roenis Elías, L ERA: 4.09	(1, 1)	4.0	L	22	3	1	1	4	6	0	1	0	0	0	48	90	2.25	2.250
52 Dominic Leone, R ERA: 2.65	(5, 1)	2.0		10	3	3	3	2	1	0	0	0	0	1	25	37	13.50	2.000
54 Tom Wilhelmsen, R ERA: 2.18	(7, 1)	1.0		3	1	0	0	1	0	0	0	0	0	0	5	6	0.00	1.000
41 Charlie Furbush, L ERA: 3.63	(8, 1)	0.2		3	1	0	0	1	0	0	0	0	0	0	12	14	0.00	1.500
56 Fernando Rodney, R ERA: 2.29	(8, 1)	0.1		1	0	0	0	0	0	0	0	0	0	0	3	3	0.00	0.000

PITCHER	IP	WLS	BF	H	R	ER	SO	BB	IBB	HBP	BLK	WP	HR	S	P	ERA	WHIP

Seattle Mariners @ Philadelphia Phillies

Citizens Bank Park, Philadelphia, PA

Tue Aug 19 2014, 7:08 PM - 10:13 PM EDT

Att. 31,592 - Cloudy - 82 F

livebaseballscorecards.com

Batter	1	2	3	4	5	6	7	8	9	AB	R	H	RBI	BB	SO	LOB
16 Austin Jackson, R (1, 8) OBP: 0.324, SLG: 0.378	B SI 92 B SI 91 B FF 92 B FF 91 4-0 22 S 13 S 22 G4-3 BB		B FF 91 C KC 81 X KC 81 1-1 ① G4-3		S KC 80 X KC 81 0-1 13 G4-3 2B		C SI 91 B CH 86 X KC 81 1-1 ② L8		C FF 88 B FF 89 B FF 88 C FF 88 B FF 89 F CH 80 F FF 89 F FF 89 S CH 80 3-3 ② K	4	1	1	0	1	1	0
13 Dustin Ackley, L (1, 7) 41 Charlie Furbush, L (9, 1) 31 Yoervis Medina, R (9, 1) 56 Fernando Rodney, R (9, 1) OBP: 0.301, SLG: 0.386	B KC 78 1 SAFE B SI 91 B SI 92 B FF 92 4-0 22 G4-3 22 S 20 1B 1-2 BB		C CH 87 F KC 80 X KC 82 0-2 2B		B SI 93 B SI 93 B SI 92 C FF 92 X CH 86 3-1 ② G4-3 2-3		B KC 80 C SI 92 F KC 81 C SI 92 1-3 ③ K		C SL 82 B CH 79 S SL 81 B CH 80 B FF 89 F FF 90 B SL 81 4-2 22 1B BB	3 0 0 0	1 0 0 0	1 0 0 0	0 0 0 0	2 0 0 0	1 0 0 0	1 0 0 0
22 Robinson Canó, L (1, 4) OBP: 0.397, SLG: 0.470	C SI 92 B SI 93 X KC 80 1-1 ① G4-3 1-3 2-H		S KC 82 C KC 82 C SI 93 0-3 ② K		B SI 93 S KC 81 X KC 82 1-1 ③ G4-3			B CH 86 H KC 82 2-0 9 G3 15 S 3 1B HBP	X FF 88 0-0 1-2 1B	4	1	1	1	0	1	3
15 Kyle Seager, L (1, 5) OBP: 0.344, SLG: 0.476	B SI 93 C KC 81 F KC 82 S KC 83 1-3 ② K		C SI 92 B SI 93 T CH 87 B SI 93 S KC 83 2-3 ③ K2-3			B SI 90 B KC 78 B SI 91 X SI 91 3-0 HR		C SI 92 S SI 92 B SI 92 F SI 92 F KC 81 S KC 82 1-3 ① K 1-2	C FF 89 S SL 82 B SL 81 B FF 90 X SL 82 2-2 ③ G6-3	5	1	1	1	0	3	5
20 Logan Morrison, L (1, 3) OBP: 0.295, SLG: 0.361	C KC 82 F KC 82 B KC 82 X KC 83 1-2 9 CS 3-H 1B			B KC 81 C SI 91 X CH 86 1-1 ① F9		C SI 92 X KC 83 0-1 ① G4-3		B SI 92 B SI 92 C SI 92 B KC 80 B SI 91 4-1 9 G3 3 1B BB		3	1	1	1	1	0	0
9 Endy Chavez, L (1, 9) OBP: 0.297, SLG: 0.362	B SI 92 1-0 ③ CS 1-2	C SI 90 X SI 91 0-1 ① G4-3		X SI 92 0-0 ② F7		B KC 80 B SI 91 X SI 91 2-0 ② F9		B SI 91 B CH 86 C SI 91 B SI 92 X SI 92 3-1 ② G3 1-2 2-3		4	0	0	0	0	0	2
3 Mike Zunino, R (1, 2) OBP: 0.264, SLG: 0.422		C KC 79 C SI 92 B KC 83 S SI 91 1-3 ② K		X SI 93 0-0 1B		H SI 91 1-0 HBP		C KC 80 B SI 92 B SI 92 F KC 81 X SI 92 2-2 2-H 3-H 1B		3	0	2	2	0	1	0
5 Brad Miller, L (1, 6) OBP: 0.274, SLG: 0.327		B SI 92 B KC 79 S CH 86 B KC 80 B SI 91 4-1 BB		C SI 92 B SI 92 X SI 93 1-1 ③ G4-3		C CH 85 B CH 86 B KC 80 C KC 80 B KC 81 C KC 79 3-3 ③ K		X FF 95 0-0 ③ G4-3		3	0	0	0	1	1	3
18 Hisashi Iwakuma, R (1, 1) 28 Chris Denorfia, R (9, PH) (9, 7) OBP: 0.292, SLG: 0.317		C KC 79 B SI 90 B SI 92 C SI 92 X SI 92 2-2 ③ G4-3			C SI 90 C SI 90 F SI 90 F FF 90 C KC 80 0-3 ① K		C SI 89 B SI 89 C SI 91 B KC 81 F SI 90 T SI 91 2-2 ① K		C FF 88 B SL 81 F FF 88 B CH 79 S CH 80 2-3 ① K	3 1	0 0	0 0	0 0	0 0	2 1	1 0
Inning Stats	R: 2 E: 0 K: 1 S: 8 H: 1 LOB: 0 BB: 2 P: 20	R: 0 E: 0 K: 1 S: 9 H: 0 LOB: 1 BB: 1 P: 16	R: 0 E: 0 K: 2 S: 11 H: 1 LOB: 1 BB: 0 P: 14	R: 0 E: 0 K: 0 S: 6 H: 1 LOB: 1 BB: 0 P: 8	R: 0 E: 0 K: 1 S: 11 H: 1 LOB: 1 BB: 0 P: 15	R: 1 E: 0 K: 1 S: 7 H: 1 LOB: 1 BB: 0 P: 16	R: 0 E: 0 K: 2 S: 9 H: 0 LOB: 0 BB: 0 P: 13	R: 2 E: 0 K: 1 S: 12 H: 1 LOB: 1 BB: 1 P: 24	R: 0 E: 0 K: 2 S: 16 H: 1 LOB: 2 BB: 1 P: 27	1B: 4 2B: 2 3B: 0 HR: 1 SF: 0 SAC: 0 DP: 0 HBP: 2	WP: 0 PB: 0 SB: 4 CS: 1 PA: 41					

PITCHER	IP	WLS	BF	H	R	ER	SO	BB	IBB	HBP	BLK	WP	HR	S	P	ERA	WHIP
34 A.J. Burnett, R (1, 1) ERA: 4.42	7.2	L	34	6	5	5	9	4	0	2	0	0	1	72	125	5.87	1.304
43 Mario Hollands, L (8, 1) ERA: 4.2	0.1		1	0	0	0	0	0	0	0	0	0	0	1	1	0.00	0.000
56 Cesar Jimenez, L (9, 1) ERA:	1.0		5	1	0	0	2	1	0	0	0	0	0	16	27	0.00	2.000

PITCHER	IP	WLS	BF	H	R	ER	SO	BB	IBB	HBP	BLK	WP	HR	S	P	ERA	WHIP

AB	33
R	5
H	7
RBI	5
BB	5
SO	11
LOB	15

Batter	1	2	3	4	5	6	7	8	9	AB	R	H	RBI	BB	SO	LOB
2 Ben Revere, L (1, 8) OBP: 0.329, SLG: 0.368	C SI 88 F SI 88 C FS 84 0-3 ① K		C SI 90 X FS 85 0-1 ② G6-3		B FS 84 B FS 84 X SI 89 2-0 ③ G3			B SI 87 B SI 89 C FF 89 F SI 89 B FF 91 X FF 90 3-2 ③ G3		4	0	0	0	0	1	1
11 Jimmy Rollins, S (1, 6) OBP: 0.316, SLG: 0.380	C SI 88 F FS 83 X FS 84 0-2 1B		C SI 89 C SL 82 S FF 90 0-3 ③ K			X SI 89 0-0 ① F8			C SL 81 B FF 92 F SL 81 B SL 81 B FF 92 F FF 93 F SL 82 F FF 93 B FF 93 4-2 26 FC6-4 BB	3	0	1	0	1	1	0
26 Chase Utley, L (1, 4) OBP: 0.353, SLG: 0.437	B SI 88 F SI 88 C SL 83 X FF 90 1-2 ② P6			C SI 88 X SL 81 0-1 ① F7		C CU 73 B FS 83 T SI 89 X FS 85 1-2 ② G5-3			B SL 82 C SL 81 X CU 78 1-1 ① FC6-4 3 1B 9 WP 1-2f	4	1	0	0	0	0	2
6 Ryan Howard, L (1, 3) OBP: 0.304, SLG: 0.374	C SI 90 B FS 83 1 SAFE F FS 84 S FF 92 1-3 ③ K			B SL 81 B FS 85 F SI 88 T SI 91 F FF 92 F FS 83 F SI 85 X FF 92 2-2 2B		F SI 89 X SI 85 0-1 ③ G5-3			C CU 78 S SL 82 S SL 82 0-3 ② K	4	0	1	0	0	2	2
3 Marlon Byrd, R (1, 9) OBP: 0.319, SLG: 0.471		F SL 80 C SI 88 S SL 78 0-3 ① K		B SL 84 F FS 84 F SL 79 B SI 86 F SI 91 F SL 81 S SI 86 2-3 ② K			F SL 81 S SL 83 B FF 90 S SL 78 1-3 ① K		C FF 95 X FF 96 0-1 9 WP 9 DI 9 2B 1-3 1B	4	1	1	0	0	3	1
9 Domonic Brown, L (1, 7) OBP: 0.278, SLG: 0.337		X SI 89 0-0 ② G1-3		B FS 86 C SI 91 F FS 85 D FS 85 B SI 92 S SI 86 3-3 ③ K			F SI 88 C CU 71 C FF 91 0-3 ② K		C FF 96 F FF 96 B CU 87 B CU 85 X FF 96 2-2 1-H 3-H 2B	4	0	1	1	0	2	1
51 Carlos Ruiz, R (1, 2) OBP: 0.362, SLG: 0.362		C SI 88 X SI 90 0-1 1B			B SL 80 C SL 82 C SI 89 S FS 85 1-3 ① K2-3		X SI 88 0-0 ③ L8		S FF 96 B CU 86 B CU 85 H SI 95 3-1 HBP	3	0	1	0	0	1	0
25 Cody Asche, L (1, 5) OBP: 0.307, SLG: 0.384		B CU 72 X FS 83 1-0 ③ G3			X SL 82 0-0 1B			C SI 87 X FS 82 0-1 ① G4-3	C CH 80 B CH 80 B SI 94 S CH 82 S SI 96 2-3 ③ K	4	0	1	0	0	1	3
34 A.J. Burnett, R (1, 1) OBP: 0.173, SLG: 0.180 43 Mario Hollands, L (8, 1) 24 Grady Sizemore, L (8, PH) OBP: 0.304, SLG: 0.359 56 Cesar Jimenez, L (9, 1)			C SI 87 B SL 80 C SI 89 B SL 81 F SI 90 B SI 90 X SI 90 3-2 ① G5-3		C SI 89 M SL 84 B SI 85 L SL 83 1-3 ② K			C SI 89 F CU 71 F FF 90 S FS 84 0-3 ② K		2 0 1 0	0 0 0 0	0 0 0 0	0 0 0 0	1 0 0 0	1 0 0 0	1 0 0 0
Inning Stats	R: 0 E: 0 K: 2 S: 12 H: 1 LOB: 1 BB: 0 P: 14	R: 0 E: 0 K: 1 S: 7 H: 1 LOB: 1 BB: 0 P: 8	R: 0 E: 0 K: 1 S: 9 H: 0 LOB: 0 BB: 0 P: 12	R: 0 E: 0 K: 2 S: 16 H: 1 LOB: 1 BB: 0 P: 23	R: 0 E: 0 K: 2 S: 8 H: 1 LOB: 1 BB: 0 P: 12	R: 0 E: 0 K: 0 S: 6 H: 0 LOB: 0 BB: 0 P: 7	R: 0 E: 0 K: 2 S: 7 H: 0 LOB: 0 BB: 0 P: 8	R: 0 E: 0 K: 1 S: 9 H: 0 LOB: 0 BB: 0 P: 12	R: 2 E: 0 K: 2 S: 19 H: 2 LOB: 2 BB: 1 P: 31	1B: 4 2B: 2 3B: 0 HR: 0 SF: 0 SAC: 0 DP: 0 HBP: 1					WP: 1 PB: 0 SB: 0 CS: 0	PA: 35	

PITCHER		IP	WLS	BF	H	R	ER	SO	BB	IBB	HBP	BLK	WP	HR	S	P	ERA	WHIP
18 Hisashi Iwakuma, R ERA: 2.57	(1, 1)	8.0	W	28	4	0	0	11	0	0	0	0	0	0	74	96	0.00	0.500
41 Charlie Furbush, L ERA: 3.82	(9, 1)	0.2		3	0	1	1	1	1	0	0	0	0	0	10	15	13.50	1.500
31 Yoervis Medina, R ERA: 2.34	(9, 1)	0.0		3	2	1	1	0	0	0	1	0	1	0	6	11	∞	∞
56 Fernando Rodney, R ERA: 2.28	(9, 1)	0.1	S	1	0	0	0	1	0	0	0	0	0	0	3	5	0.00	0.000

PITCHER	IP	WLS	BF	H	R	ER	SO	BB	IBB	HBP	BLK	WP	HR	S	P	ERA	WHIP

BOTTOM

Seattle Mariners @ Philadelphia Phillies

Citizens Bank Park, Philadelphia, PA

Tue Aug 19 2014, 7:08 PM - 10:13 PM EDT

Att. 31,592 - Cloudy - 82 F

livebaseballscorecards.com

AB	33
R	2
H	6
RBI	1
BB	1
SO	13
LOB	11

Batter	1	2	3	4	5	6	7	8	9	AB	R	H	RBI	BB	SO	LOB
16 Austin Jackson, R (1, 8) OBP: 0.323, SLG: 0.376	B FF 93 F FF 93 X FF 94 1-1 G4-3		C FF 94 X CH 86 0-1 1 1B 1B	C FF 93 B FF 95 F FF 94 F CU 79 B CU 81 F FF 94 F FF 95 C FF 93 2-3 K 2-3 3-H		S SL 83 D SL 83 X SI 97 1-1 G4-3			C FF 89 B FF 90 X FF 91 1-1 F8	5	0	1	0	0	1	2
1 Chris Taylor, R (1, 6) OBP: 0.397, SLG: 0.431 5 Brad Miller, L (9, PH) OBP: 0.273, SLG: 0.326	C FF 93 X FF 94 0-1 F8		B FF 92 1 SAFE 1 SAFE X FF 93 1-0 1-2 1B		C FF 91 B CU 77 B CH 84 S CH 84 X CH 85 2-2 G5-3		B SI 96 B SI 96 C SI 96 S SI 98 S SI 98 2-3 K		B FS 85 F FF 91 B FF 90 C FS 86 C FF 92 2-3 K	4 1	0 0	1 0	0 0	0 0	1 1	0 0
22 Robinson Canó, L (1, 4) OBP: 0.397, SLG: 0.469	C FF 93 F FF 94 B FF 94 F FF 95 X FF 94 1-2 F7		X FF 94 0-0 L7		C CU 77 X FC 90 0-1 15 WP 21 1B 1B		C SL 85 S SL 85 S SL 85 0-3 K		B FS 87 X FF 91 1-0 1B	5	0	2	0	0	1	2
21 Kendrys Morales, S (1, 3) OBP: 0.273, SLG: 0.342		B FF 92 B FF 93 C FF 92 B FF 91 X FF 93 3-1 HR	B FF 94 S CH 87 B FF 94 F CH 87 B FF 93 X CH 86 3-2 G6-3		S CH 84 B FF 94 X FF 93 1-1 15 WP 1-2 1B		B SI 98 B SL 86 C SI 98 B SI 98 F SI 98 B SL 86 4-2 BB		C FS 87 S FF 92 C FF 92 0-3 K	4	1	2	1	1	1	3
15 Kyle Seager, L (1, 5) OBP: 0.344, SLG: 0.473		B FF 94 C FF 93 S FC 89 X FF 92 1-2 G4-3		B FC 89 B FF 92 B FF 93 C FF 93 F FC 89 F FF 91 B FF 91 4-2 28 E 28 1B 20 2B BB	C FF 93 B CU 80 B FF 94 F FC 88 F CH 86 X CH 86 2-2 L3 1-2 2-3		C SL 85 C SI 98 C SI 98 0-3 K			3	1	0	0	1	1	3
28 Chris Denorfia, R (1, 7) OBP: 0.292, SLG: 0.316		B FF 93 B FF 94 B FF 94 C FF 93 F FF 94 S CH 86 3-3 K		S CH 85 X CH 85 0-1 E5 20 2B 2 CS 1-3 1B	X FC 89 0-0 G6-3			F FF 96 C FF 97 B SL 87 S FF 97 1-3 K		4	0	1	0	0	2	2
20 Logan Morrison, L (1, 9) OBP: 0.298, SLG: 0.368		B FC 90 C FF 94 X FF 94 1-1 1B		B FF 94 B FF 94 C FF 90 S CH 86 F CH 86 X FF 95 2-2 2 1B 16 WP 1-3 3-H 2B		X SI 95 0-0 P6		B SL 83 F FF 95 B FF 96 F FF 94 B SL 86 F FF 97 C FF 98 3-3 K		4	1	2	1	0	1	0
2 Jesús Sucre, R (1, 2) OBP: 0.182, SLG: 0.212 3 Mike Zunino, R (8, PR) OBP: 0.264, SLG: 0.422 (8, 2)		C FF 92 F SI 93 B FF 93 B FF 93 D CH 86 S CH 85 3-3 K		C FF 94 B FF 94 D FF 91 X FF 93 2-1 16 WP 65 SH5-4 2-3 3-H 1B		C SI 95 F SI 94 B SI 97 S SL 86 1-3 K		B FF 98 B FF 95 X FF 95 2-0 2B	4 0	0 0	2 0	0 0	0 0	2 0	1 0
65 James Paxton, L (1, 1) 54 Tom Wilhelmsen, R (5, 1) 9 Endy Chavez, L (6, PH) OBP: 0.301, SLG: 0.371 97 Joe Beimel, L (6, 1) 37 Brandon Maurer, R (7, 1) 13 Dustin Ackley, L (8, PH) OBP: 0.300, SLG: 0.385 40 Danny Farquhar, R (8, 1)			B FF 93 C FF 93 B FF 94 C FF 94 C FF 94 2-3 K	B FF 92 B FF 89 C FF 92 L FF 92 X FF 94 2-2 SH5-4 1-2		B SL 85 B SI 96 X SI 97 2-0 2B		C SL 86 F FF 96 S SL 88 0-3 K	1 0 1 0 0 1 0	0 0 0 0 0 0 0	0 0 1 0 0 0 0	0 0 0 0 0 0 0	0 0 0 0 0 0 0	1 0 0 0 0 1 0	0 0 0 0 0 1 0
Inning Stats	R: 0 E: 0 K: 0 S: 8 H: 0 LOB: 0 BB: 0 P: 10	R: 1 E: 0 K: 2 S: 13 H: 2 LOB: 1 BB: 0 P: 24	R: 0 E: 0 K: 1 S: 10 H: 2 LOB: 2 BB: 0 P: 16	R: 2 E: 1 K: 1 S: 20 H: 3 LOB: 1 BB: 1 P: 32	R: 0 E: 0 K: 0 S: 12 H: 2 LOB: 2 BB: 0 P: 17	R: 0 E: 0 K: 1 S: 7 H: 1 LOB: 1 BB: 0 P: 11	R: 0 E: 0 K: 3 S: 11 H: 0 LOB: 1 BB: 1 P: 17	R: 0 E: 0 K: 3 S: 11 H: 1 LOB: 1 BB: 0 P: 17	R: 0 E: 0 K: 2 S: 9 H: 1 LOB: 1 BB: 0 P: 13	1B: 8 2B: 3 3B: 0 HR: 1 SF: 0 SAC: 1 DP: 0 HBP: 0						

PITCHER		IP	WLS	BF	H	R	ER	SO	BB	IBB	HBP	BLK	WP	HR	S	P	ERA	WHIP
35 Cole Hamels, L ERA: 2.53	(1, 1)	5.0	W	24	9	3	3	4	1	0	0	0	2	1	63	99	5.40	2.000
63 Jake Diekman, L ERA: 4.03	(6, 1)	2.0	H	8	1	0	0	4	1	0	0	0	0	0	18	28	0.00	1.000
53 Ken Giles, R ERA: 1.23	(8, 1)	1.0	H	4	1	0	0	3	0	0	0	0	0	0	11	17	0.00	1.000
58 Jonathan Papelbon, R ERA: 1.55	(9, 1)	1.0	S	4	1	0	0	2	0	0	0	0	0	0	9	13	0.00	1.000

PITCHER	IP	WLS	BF	H	R	ER	SO	BB	IBB	HBP	BLK	WP	HR	S	P	ERA	WHIP

TOP

Seattle Mariners @ Philadelphia Phillies

Citizens Bank Park, Philadelphia, PA

Wed Aug 20 2014, 1:08 PM - 4:08 PM EDT

Att. 25,157 - Cloudy - 81 F

livebaseballscorecards.com

AB	37
R	3
H	12
RBI	2
BB	2
SO	13
LOB	14

WP: 2 PA: 40
PB: 0
SB: 0
CS: 1

Batter	1	2	3	4	5	6	7	8	9	AB	R	H	RBI	BB	SO	LOB
2 Ben Revere, L (1, 8) OBP: 0.328, SLG: 0.366	C FF 93 C FF 94 B FF 95 B KC 81 X FF 94 2-2 11 S 1B		C FF 93 X FF 94 0-1 ① G6-3	C FF 96 B FF 96 X FF 96 1-1 ② G6-3 3-H	X FF 96 0-0 ③ G3			C FF 90 F CH 86 X CH 85 0-2 ② L6		5	0	1	1	0	0	3
11 Jimmy Rollins, S (1, 6) OBP: 0.317, SLG: 0.382	F FC 93 B FF 93 1 SAFE C KC 80 S KC 82 1-3 ① K2-3 1-2		C FF 94 B FF 93 X CH 86 1-1 3 1B 2B	C FF 96 F FF 96 F FF 97 F KC 83 X KC 84 0-2 26 WP 26 1B 1B		C SI 84 B SI 84 X SI 85 1-1 ① L9		B FF 91 C FC 90 C FC 90 B CU 79 F FC 91 S CH 86 2-3 ③ K		5	2	2	0	0	2	1
26 Chase Utley, L (1, 4) OBP: 0.354, SLG: 0.436	B FF 95 C FF 93 X KC 82 1-1 ② L9		B KC 80 B FF 94 C KC 79 F FF 95 F FF 97 B KC 82 F FF 96 B FF 96 4-2 3 1B BB	C FF 95 C FF 97 B FF 97 B FC 91 X KC 82 2-2 1-H 1B		X FF 87 0-0 ② F9				3	0	1	1	1	0	1
6 Ryan Howard, L (1, 3) OBP: 0.303, SLG: 0.372	C KC 81 F FF 95 B KC 82 B FF 95 D KC 83 B FF 96 4-2 BB		B FF 94 F FF 95 F FF 96 X FF 96 1-2 ② F7	C FF 96 C FF 96 F FF 96 S FF 96 0-3 ③ K		C SI 87 T FF 88 B SL 80 S SL 78 1-3 ③ K				3	0	0	0	1	2	3
3 Marlon Byrd, R (1, 9) OBP: 0.319, SLG: 0.469	B KC 80 S CH 85 F KC 81 F FF 96 D KC 82 F FC 86 F CH 87 S KC 82 2-3 ③ K		S KC 81 X FF 96 0-1 1-3 2-H 1B		C SL 85 F FF 95 X CU 77 0-2 ① G3-1		F FF 97 X FF 98 0-1 ① G4-3			4	0	1	1	0	1	2
18 Darin Ruf, R (1, 7) OBP: 0.351, SLG: 0.426		C FC 92 B FF 93 S KC 84 T FF 94 1-2 ① K	B FF 94 D CH 87 C FF 95 B KC 82 X FF 96 3-1 ③ L7		S SI 96 S SL 87 C CU 77 0-3 ② K		X SL 91 0-0 ② L6			4	0	0	0	0	2	2
21 Wil Nieves, R (1, 2) OBP: 0.302, SLG: 0.422		X FF 93 0-0 ② F9		B FF 94 C FF 94 X FF 95 1-1 4 E 35 PB 1B	B FF 94 B SI 95 B FF 95 C FF 93 C FF 94 X SI 94 3-2 24 1B 2B		C FF 99 S SL 91 B FF 98 B SL 88 X FF 99 2-2 1B			4	1	3	0	0	0	0
4 Andrés Blanco, S (1, 5) OBP: 0.351, SLG: 0.486		B FF 94 S FF 95 X FF 94 1-1 1B	B FF 94 C FF 94 X FF 94 1-1 E1 35 PB 2 G6-3 1-3	I IN 74 I IN 75 I IN 80 I IN 75 4-0 24 1B IBB		T FF 98 S SL 88 B FF 98 S SL 89 1-3 ③ K				3	1	1	0	1	1	2
35 Cole Hamels, L (1, 1) OBP: 0.167, SLG: 0.188 24 Grady Sizemore, L (5, PH) OBP: 0.306, SLG: 0.361 63 Jake Diekman, R (6, 1) 53 Ken Giles, R (8, 1) 25 Cody Asche, L (8, PH) OBP: 0.306, SLG: 0.383 58 Jonathan Papelbon, R (9, 1)		B FF 93 B FF 93 X FF 94 2-0 ③ L9		B FF 95 S KC 82 S KC 80 S KC 81 1-3 ① K 2-3 3-H	S SL 86 X SI 96 0-1 1-2 2-3 1B			C FC 89 B CH 84 F FC 91 S CH 84 1-3 ① K		2 1 0 0 1 0	0 0 0 0 0 0	0 1 0 0 0 0	0 0 0 0 0 0	1 0 0 0 0 0	2 0 0 0 0 0	2 0 0 0 0 0
Inning Stats	R: 0 E: 0 K: 2 S: 16 H: 1 LOB: 2 BB: 1 P: 26	R: 0 E: 0 K: 1 S: 7 H: 1 LOB: 1 BB: 0 P: 11	R: 1 E: 0 K: 0 S: 15 H: 2 LOB: 2 BB: 1 P: 24	R: 3 E: 1 K: 2 S: 21 H: 3 LOB: 1 BB: 0 P: 27	R: 0 E: 0 K: 1 S: 12 H: 2 LOB: 3 BB: 1 P: 19	R: 0 E: 0 K: 1 S: 6 H: 0 LOB: 0 BB: 0 P: 8	R: 0 E: 0 K: 1 S: 9 H: 1 LOB: 1 BB: 0 P: 12	R: 0 E: 0 K: 2 S: 10 H: 0 LOB: 0 BB: 0 P: 13		1B: 8 2B: 2 3B: 0 HR: 0 SF: 0 SAC: 0 DP: 0 HBP: 0					

PITCHER		IP	WLS	BF	H	R	ER	SO	BB	IBB	HBP	BLK	WP	HR	S	P	ERA	WHIP
65 James Paxton, L ERA: 2.2	(1, 1)	4.0	L	22	7	4	1	5	2	0	0	0	1	0	59	88	2.25	2.250
54 Tom Wilhelmsen, R ERA: 2.15	(5, 1)	1.0		6	2	0	0	1	0	1	0	0	0	0	12	19	0.00	2.000
97 Joe Beimel, L ERA: 1.19	(6, 1)	1.0		3	0	0	0	1	0	0	0	0	0	0	6	8	0.00	0.000
37 Brandon Maurer, R ERA: 5.14	(7, 1)	1.0		4	1	0	0	1	0	0	0	0	0	0	9	12	0.00	1.000
40 Danny Farquhar, R ERA: 2.68	(8, 1)	1.0		3	0	0	0	2	0	0	0	0	0	0	10	13	0.00	0.000

PITCHER	IP	WLS	BF	H	R	ER	SO	BB	IBB	HBP	BLK	WP	HR	S	P	ERA	WHIP

BOTTOM

Seattle Mariners @ Philadelphia Phillies

Citizens Bank Park, Philadelphia, PA

Wed Aug 20 2014, 1:08 PM - 4:08 PM EDT

Att. 25,157 - Cloudy - 81 F

livebaseballscorecards.com

AB	35
R	4
H	10
RBI	3
BB	3
SO	10
LOB	16

WP: 1	PA: 38		
PB: 1			
SB: 1			
CS: 0			

Batter	1	2	3	4	5	6	7	8	9	AB	R	H	RBI	BB	SO	LOB
13 Matt Carpenter, L (1, 5) OBP: 0.378, SLG: 0.401	B SI 89 B SI 90 C SI 89 B SI 90 X SI 90 3-1 16 1B 7 2B 1B	C SI 90 C SL 75 B SL 76 X CH 80 1-2 ② F7		B FC 86 B SI 89 C SI 90 C FC 87 X FC 88 2-2 1-2 1B			C SI 96 B SL 84 F SI 97 S SL 85 1-3 ② K			4	1	2	0	0	1	0
16 Kolten Wong, L (1, 4) OBP: 0.288, SLG: 0.388	C SI 90 X SI 90 0-1 7 2B 1-2 1B	X SI 89 0-0 1B		B CH 82 X CH 82 1-0 ②③ G5-3 2-3f			B SL 86 B SI 98 F SI 97 X SI 97 2-1 ③ G3			4	1	2	0	0	0	2
7 Matt Holliday, R (1, 7) OBP: 0.365, SLG: 0.409	B FC 88 X SI 91 1-0 27 F9 19 SF7 1-H 2-H 2B	X SI 90 0-0 ③ G5-3			X CH 80 0-0 ① F7			X FF 100 0-0 ① F9		4	1	1	2	0	0	1
32 Matt Adams, L (1, 3) OBP: 0.333, SLG: 0.492	B CH 83 B FC 88 F FC 87 S SL 78 B SI 91 B FC 90 4-2 18 1B BB		F FC 87 B SI 89 F SI 89 F SL 74 X SI 90 1-2 HR		C CH 80 F SI 90 B CH 83 S SL 76 1-3 ② K2-3			C SL 89 B FF 98 X FF 99 1-1 ② G4-3		3	1	1	1	1	1	0
27 Jhonny Peralta, R (1, 6) OBP: 0.335, SLG: 0.450	B SI 90 B FC 87 X SI 91 2-0 ① F9 2-3		F SI 90 S CH 81 F SI 90 X CH 81 0-2 ① G1-3		B CH 81 X SI 90 1-0 ③ G6-3			C SL 89 C SL 87 B SL 90 B SL 90 F FF 100 X SL 89 2-2 ③ P6		4	0	0	0	0	0	2
19 Jon Jay, L (1, 8) OBP: 0.380, SLG: 0.403	B SL 77 X FC 87 1-0 ② SF7 3-H		X CH 80 0-0 ② L3			B SI 88 X FC 87 1-0 ① L8			B FF 90 B FF 90 B FF 90 C FF 90 X FF 89 3-1 ① L8	3	0	0	1	0	0	0
18 Oscar Taveras, L (1, 9) OBP: 0.263, SLG: 0.297	F SI 91 B CH 82 B FC 88 F CH 82 B SI 91 X FC 88 3-2 1-3 1B		C SI 90 X SL 76 0-1 ③ F8			C SL 76 B SL 75 F CH 80 F CH 81 S SL 77 1-3 ② K			C FS 87 B FF 90 B FS 87 F FF 91 X FF 91 2-2 ② G6-3	4	0	1	0	0	1	0
48 Tony Cruz, R (1, 2) OBP: 0.282, SLG: 0.250 33 Daniel Descalso, L (9, PH) OBP: 0.289, SLG: 0.293	B CH 81 F FC 87 B SI 90 X SI 91 2-1 ③ F9			B FC 86 C SI 88 F SI 90 F FC 87 F CH 80 S CH 81 1-3 ① K2-3		S CH 81 C SL 76 S CH 82 0-3 ③ K2-3			B FF 91 X FF 90 1-0 ③ F7	3 1	0 0	0 0	0 0	0 0	2 0	2 0
50 Adam Wainwright, R (1, 1) OBP: 0.241, SLG: 0.255 43 Shane Robinson, R (7, PH) OBP: 0.206, SLG: 0.190 71 Sam Freeman, R (7, 1) 44 Carlos Martinez, R (8, 1) OBP: 0.250, SLG: 0.250		C SI 88 B SI 88 S FC 86 B SL 74 X SI 89 2-2 ① P5		C SI 91 S CH 80 B SI 91 F CH 82 X CH 81 1-2 16 G5-3 13 1B 1B			B SI 90 S CH 80 C SI 90 F SL 75 B SL 77 F CH 82 B SI 92 X SI 90 3-2 ① F8			2 1 0 0	0 0 0 0	1 0 0 0	0 0 0 0	0 0 0 0	0 0 0 0	0 0 0 0
Inning Stats	R: 3 E: 0 K: 0 S: 14 H: 4 LOB: 2 BB: 1 P: 30	R: 0 E: 0 K: 0 S: 8 H: 1 LOB: 1 BB: 0 P: 11	R: 1 E: 0 K: 0 S: 11 H: 1 LOB: 0 BB: 0 P: 12	R: 0 E: 0 K: 1 S: 13 H: 2 LOB: 1 BB: 0 P: 18	R: 0 E: 0 K: 1 S: 5 H: 0 LOB: 0 BB: 0 P: 7	R: 0 E: 0 K: 2 S: 8 H: 0 LOB: 0 BB: 0 P: 10	R: 0 E: 0 K: 1 S: 10 H: 0 LOB: 0 BB: 0 P: 16	R: 0 E: 0 K: 0 S: 7 H: 0 LOB: 0 BB: 0 P: 10	R: 0 E: 0 K: 0 S: 6 H: 0 LOB: 0 BB: 0 P: 12	1B: 6 2B: 1 3B: 0 HR: 1 SF: 1 SAC: 0 DP: 1 HBP: 0						

TOP

St. Louis Cardinals @ Philadelphia Phillies
Citizens Bank Park, Philadelphia, PA
Fri Aug 22 2014, 7:10 PM - 9:57 PM EDT
Att. 28,366 - Cloudy - 75 F

livebaseballscorecards.com

AB	33
R	4
H	8
RBI	4
BB	1
SO	5
LOB	7

WP: 0 PB: 0 SB: 0 CS: 0 PA: 35

PITCHER		IP	WLS	BF	H	R	ER	SO	BB	IBB	HBP	BLK	WP	HR	S	P	ERA	WHIP
38 Kyle Kendrick, R ERA: 4.93	(1, 1)	6.1	W	27	8	4	4	4	1	0	0	0	0	1	64	96	5.68	1.421
63 Jake Diekman, L ERA: 3.99	(7, 1)	0.2	H	2	0	0	0	1	0	0	0	0	0	0	5	8	0.00	0.000
53 Ken Giles, R ERA: 1.19	(8, 1)	1.0	H	3	0	0	0	0	0	0	0	0	0	0	7	10	0.00	0.000
58 Jonathan Papelbon, R ERA: 1.52	(9, 1)	1.0	S	3	0	0	0	0	0	0	0	0	0	0	6	12	0.00	0.000

PITCHER	IP	WLS	BF	H	R	ER	SO	BB	IBB	HBP	BLK	WP	HR	S	P	ERA	WHIP

BOTTOM

St. Louis Cardinals @ Philadelphia Phillies
Citizens Bank Park, Philadelphia, PA
Fri Aug 22 2014, 7:10 PM - 9:57 PM EDT
Att. 28,366 - Cloudy - 75 F

livebaseballscorecards.com

Batter	1	2	3	4	5	6	7	8	9	AB	R	H	RBI	BB	SO	LOB
2 Ben Revere, L (1, 8) OBP: 0.331, SLG: 0.370	C FF 90 C FC 88 F FC 86 F CU 76 F CU 74 B FC 86 X CU 75 1-2 26 L9 11 BB 6 G4-1 1B		B FC 87 B FF 90 B FF 91 C FF 89 X SI 91 3-1 26 G3 11 BB 6 1B 1-2 1B	C CU 73 B FC 88 B SI 91 X FF 90 2-1 ② G3			B SI 95 F FF 93 X FF 95 1-1 11 WP 1B			4	2	3	0	0	0	0
11 Jimmy Rollins, S (1, 6) OBP: 0.319, SLG: 0.380	C SI 90 B SI 91 S FC 86 D CU 76 B SI 90 B FC 86 4-2 6 G4-1 1-2 BB		D CU 76 B FF 91 B FF 91 C FF 91 B FC 88 4-1 6 1B 26 G3 3 SF7 1-2 2-3 BB	B SI 91 C FF 90 C CH 84 X FC 85 1-2 ③ F7			1 SAFE B SI 93 C FF 95 B FF 94 F FF 94 S FS 86 2-3 1-2			2	1	0	0	2	1	1
26 Chase Utley, L (1, 4) OBP: 0.351, SLG: 0.433	X FC 87 0-0 ① L9 2-3		B SI 92 B CU 76 C CU 75 X FC 88 2-1 ① G3 1-2 2-3 3-H		C FC 86 B CU 72 C CU 75 F FC 82 F CU 76 F FF 92 B CH 84 F FC 86 B SI 91 3-3 S FF 91 ① K		C FF 93 C SL 82 S FS 85 0-3 ③ K			4	0	0	1	0	2	5
6 Ryan Howard, L (1, 3) OBP: 0.305, SLG: 0.373	X FC 89 0-0 ② G4-1 1-2 3-H		C FC 88 B CU 74 B FC 88 F FC 89 B CU 76 X CU 76 3-2 51 1B 9 BB 51 E 2-3 3-H 1B		C CU 75 B FC 88 B FC 85 F CU 75 X CU 75 2-2 ② P6			C SL 80 X SI 92 0-1 9 G1 3 G6-3 1B		4	1	2	2	0	0	1
3 Marlon Byrd, R (1, 9) OBP: 0.316, SLG: 0.466	B FC 87 S FF 91 F FC 87 S CU 77 1-3 ③ K		X SI 90 0-0 ② SF7 3-H		B CU 74 C FC 86 X FC 86 1-1 ③ G3-1			F SI 95 B SI 95 S CU 84 B CU 85 X SI 95 2-2 ① G6-3 1-2		3	0	0	1	0	1	2
9 Domonic Brown, L (1, 7) OBP: 0.278, SLG: 0.334 58 Jonathan Papelbon, R (9, 1)		B SI 90 F FC 86 B FC 86 F SI 91 B CU 74 X FC 88 3-2 ① L8	B CU 72 F FC 87 F CU 74 F CU 74 F FF 90 B FC 87 D CU 76 B CU 74 4-2 51 E 1-2 BB			S CU 73 B CU 74 B FC 86 C FF 90 X CU 75 2-2 ① L8		X SI 96 0-0 ② G1 2-3		3 0	0 0	0 0	0 0	1 0	0 0	1 0
51 Carlos Ruiz, R (1, 2) OBP: 0.363, SLG: 0.364		X FF 90 0-0 ② P3	C FC 86 B FF 91 X FC 86 1-1 E3 1-2 2-H 1B			C FC 85 F SI 89 X SI 91 0-2 25 G4-6-3 1B		B SI 95 B FF 96 C SI 95 B CU 86 X FF 96 3-1 ③ L6		4	0	2	0	0	0	1
25 Cody Asche, L (1, 5) OBP: 0.303, SLG: 0.379		B SI 89 S CH 84 B FC 88 C FF 90 X CH 85 2-2 ③ L4	X FF 92 0-0 ③ P3			X SI 89 0-0 ②③ G4-6-3 1-2f				3	0	0	0	0	0	3
38 Kyle Kendrick, R (1, 1) OBP: 0.093, SLG: 0.075 63 Jake Diekman, R (7, 1) 18 Darin Ruf, R (7, PH) OBP: 0.345, SLG: 0.417 53 Ken Giles, R (8, 1) 24 Grady Sizemore, L (9, 7) OBP: 0.306, SLG: 0.361			B FF 88 C FC 88 F FC 85 X CU 75 1-2 11 BB 2 1B 26 G3 1B	C FF 90 X FF 90 0-1 ① G6-3			C FF 95 S FF 94 B FF 95 B FS 87 S FF 95 2-3 ① K			2 0 1 0 0	1 0 0 0 0	1 0 0 0 0	0 0 0 0 0	0 0 1 0 0	0 0 0 0 0	0 0 0 0 0
Inning Stats	R: 1 H: 1 E: 0 LOB: 1 K: 1 BB: 1 S: 13 P: 19	R: 0 H: 0 E: 0 LOB: 0 K: 0 BB: 0 S: 7 P: 12	R: 4 H: 4 E: 1 LOB: 2 K: 0 BB: 2 S: 19 P: 37	R: 0 H: 0 E: 0 LOB: 0 K: 0 BB: 0 S: 7 P: 10	R: 0 H: 0 E: 0 LOB: 0 K: 1 BB: 0 S: 12 P: 18	R: 0 H: 1 E: 0 LOB: 0 K: 0 BB: 0 S: 7 P: 9	R: 0 H: 1 E: 0 LOB: 1 K: 3 BB: 0 S: 11 P: 16	R: 0 H: 1 E: 0 LOB: 1 K: 0 BB: 0 S: 8 P: 13		1B: 8 SF: 1 2B: 0 SAC: 0 3B: 0 DP: 1 HR: 0 HBP: 0						WP: 1 PA: 34 PB: 0 SB: 0 CS: 0	

	AB	30
	R	5
	H	8
	RBI	4
	BB	3
	SO	5
	LOB	14

PITCHER	IP	WLS	BF	H	R	ER	SO	BB	IBB	HBP	BLK	WP	HR	S	P	ERA	WHIP
50 Adam Wainwright, R (1, 1) ERA: 2.52	6.0	L	26	6	5	4	2	3	0	0	0	0	0	65	105	6.00	1.500
71 Sam Freeman, L (7, 1) ERA: 2.43	1.0		5	2	0	0	3	0	0	0	0	1	0	13	18	0.00	2.000
44 Carlos Martinez, R (8, 1) ERA: 4.88	1.0		3	0	0	0	0	0	0	0	0	0	0	6	11	0.00	0.000

PITCHER	IP	WLS	BF	H	R	ER	SO	BB	IBB	HBP	BLK	WP	HR	S	P	ERA	WHIP

Batter	1	2	3	4	5	6	7	8	9	10	11	12	AB	R	H	RBI	BB	SO	LOB
13 Matt Carpenter, L (1, 5) OBP: 0.377, SLG: 0.400	C FF 90 C FF 90 B CH 81 B FF 90 X CH 82 2-2 ① P5		C SI 89 C FF 89 B SI 91 X FF 90 1-2 7 G4-3 16 G5-3 1B		C SI 89 B SI 89 B CH 82 C SI 91 B CU 78 X FF 90 3-2 7 G4-3 16 G3-1 1-2 1B	B FF 93 X FF 93 1-0 ① G5-3		G FF 92 B SL 84 S SL 85 T SL 85 1-2 ③ K		S SL 84 B SI 98 C SI 98 B SI 98 B SL 86 S SL 86 3-3 ③ K		F FF 96 1 SAFE X FF 96 0-1 ② SF7 1-2 3-H	6	0	2	1	0	2	2
16 Kolten Wong, L (1, 4) OBP: 0.291, SLG: 0.390	B SI 91 B SI 91 C FF 90 S FF 91 X CH 83 2-2 7 1B 1B		L CH 81 S FF 90 D CH 82 X FF 89 1-2 ① G5-3 1-2		L CU 78 S CH 81 X CH 83 0-2 ① G3-1 1-2 2-3	B SL 82 B FF 92 C FF 90 X FF 92 2-1 ② G3 2-3			B FF 90 B FS 86 C FF 91 X FS 86 2-1 27 S 2B		C SI 98 S SL 86 S SL 87 0-3 ① K		B SL 85 C SL 85 C FF 95 B FF 95 B SL 86 B SL 86 4-2 BB	6	0	2	0	1	1	4
7 Matt Holliday, R (1, 7) OBP: 0.366, SLG: 0.407	C SI 90 F CH 82 F FF 90 X CU 78 0-2 32 G4-6-3 1-3 1B		T FF 89 B FF 89 B SI 92 B SI 90 F CH 83 X FF 90 3-2 ② G4-3 2-3		X FF 89 0-0 ② G4-3 2-3 3-H	B SL 81 X SL 81 1-0 ③ G5-3			B FF 91 H FS 87 2-0 27 S HBP		S SI 98 F SL 87 B SL 86 B SL 85 B SI 99 B SI 98 4-2 27 WP 32 1B BB		S FF 87 X CH 79 0-1 ③ L9	5	0	1	1	1	0	5
32 Matt Adams, L (1, 3) OBP: 0.333, SLG: 0.488	B CU 78 X CH 81 1-0 ② ③ G4-6-3 1-2f		D CH 82 B CH 82 X SI 92 2-0 ③ G6-3		C CU 78 B FC 89 F CU 78 B FF 92 F SI 92 F CU 81 B CH 84 B CU 78 4-2 BB		B SL 84 C FF 92 X FF 92 1-1 ① F8		B FF 91 F SL 79 F FF 90 F FF 91 B SL 80 D FS 85 S FS 85 3-3 ① K		B SI 96 X SI 98 1-0 27 WP 1-2 1B			5	0	1	0	1	1	5
27 Jhonny Peralta, R (1, 6) OBP: 0.335, SLG: 0.454		B SI 90 B FF 89 X FF 92 2-0 HR		F FC 88 B CH 81 C SI 90 X CH 82 1-2 ① P3	S CH 83 B CH 82 X FF 90 1-1 ③ L8		X FF 92 0-0 ② P3		S SL 80 C FF 92 F FF 93 F FF 92 S SL 79 0-3 ② 1-2 2-3 K		B FF 96 F FF 99 F FF 98 F FF 97 B SL 88 D SL 88 B FF 99 4-2 12 G4-3 1-2 2-3 BB			5	1	1	1	1	1	4
12 A.J. Pierzynski, L (1, 2) OBP: 0.292, SLG: 0.349		B SI 90 S CH 82 X FF 89 1-1 ① F7		C CU 76 C FF 89 X CU 78 0-2 ② F8		F FF 92 F FF 93 X SL 81 0-2 18 E 2B	B FF 93 B SL 84 F FF 90 S SL 82 B FF 91 B FF 91 4-2 BB		F FF 91 X FF 92 0-1 ③ G4-3		S SL 86 F FF 97 F FF 97 X SL 87 0-2 ② ③ G4-3 1-2f			5	1	1	0	1	0	5
18 Oscar Taveras, L (1, 9) OBP: 0.274, SLG: 0.304 36 Randy Choate, L (7, 1) 37 Pat Neshek, S (8, 1) 71 Sam Freeman, R (9, 1) 43 Shane Robinson, R (10, PH) OBP: 0.219, SLG: 0.190 43 Seth Maness, R (10, 1) OBP: 0.400, SLG: 0.400 33 Daniel Descalso, L (12, PH) OBP: 0.295, SLG: 0.293 26 Trevor Rosenthal, R (12, 1)		B SI 90 B FF 90 C CH 81 B CH 81 F SI 91 B CH 81 4-2 19 1B BB		F FF 90 X SI 90 0-1 1B		B FF 91 F FF 93 X FF 93 1-1 E7 40 SH 1B 2-H	B FF 92 B FF 92 C SL 83 B SL 84 X FF 92 3-1 ③ F7			B SI 96 B SI 98 B SI 97 B SI 97 4-0 8 G6-3 BB		B FF 95 C FF 95 B SL 86 B FF 96 B SI 95 4-1 8 1B 19 SH1-3 13 SF7 BB	3 0 0 0 0 0 0 0 0	1 0 0 0 0 0 0 0 1	2 0 0 0 0 0 0 0 0	0 0 0 0 0 0 1 0 0	1 0 0 0 0 0 0 0 0	0 0 0 0 0 0 0 0 0	1 0 0 0 0 0 0 0 0
19 Jon Jay, L (1, 8) OBP: 0.380, SLG: 0.401 (7, 9)		B SI 89 X FF 89 1-0 40 G6-4-3 1-3 1B		B CH 81 1 SAFE B SI 90 F FF 90 F FF 89 B CU 79 X CH 82 3-2 ③ G4-3		S SL 83 S SL 82 B SL 82 B SL 82 B SL 83 B FF 93 4-2 40 SH 40 SH BB		C FF 91 B FF 92 T FF 92 B FF 92 S SL 84 2-3 ① K		B SI 96 B SI 96 C SI 96 L SI 97 1 SAFE L SI 98 2-3 ① K		X SL 84 0-0 ① SH1-3 1-2	4	1	1	0	1	2	2
40 Shelby Miller, R (1, 1) OBP: 0.233, SLG: 0.293 8 Peter Bourjos, R (7, 8) OBP: 0.296, SLG: 0.363		B CU 76 X FF 90 1-0 ② ③ G6-4-3 1-2f			C SI 90 B FF 89 C FF 91 B CH 82 X FF 90 2-2 16 G3-1 13 1B 7 G4-3 1B	X FF 93 0-0 SH 16 G3 1-H 3-H		F FF 92 C SL 84 S FF 92 0-3 ② K		C SI 96 F SI 98 D SL 87 B SI 99 F SI 97 B SL 86 X SI 98 3-2 ② G6-3 1-2		C SL 85 S SI 96 X FF 97 0-2 13 SF7 2-3 1B	2 3	1 0	1 1	1 0	0 0	0 1	2 1
Inning Stats	R: 0 H: 2 E: 0 LOB: 1 K: 0 BB: 0 S: 11 P: 16	R: 1 H: 2 E: 0 LOB: 1 K: 0 BB: 1 S: 7 P: 16	R: 0 H: 1 E: 0 LOB: 1 K: 0 BB: 0 S: 10 P: 17	R: 0 H: 1 E: 0 LOB: 1 K: 0 BB: 1 S: 11 P: 15	R: 1 H: 2 E: 0 LOB: 2 K: 0 BB: 1 S: 16 P: 26	R: 3 H: 2 E: 2 LOB: 1 K: 0 BB: 1 S: 12 P: 21	R: 0 H: 0 E: 0 LOB: 1 K: 0 BB: 1 S: 7 P: 15	R: 0 H: 0 E: 0 LOB: 0 K: 3 BB: 0 S: 9 P: 12	R: 0 H: 1 E: 0 LOB: 2 K: 2 BB: 0 S: 13 P: 20	R: 0 H: 0 E: 0 LOB: 1 K: 2 BB: 1 S: 10 P: 22	R: 0 H: 1 E: 0 LOB: 2 K: 1 BB: 2 S: 13 P: 22	R: 1 H: 1 E: 0 LOB: 2 K: 0 BB: 2 S: 11 P: 19	1B: 10 SF: 1 2B: 2 SAC: 2 3B: 0 DP: 3 HR: 1 HBP: 1				WP: 1 PA: 57 PB: 0 SB: 2 CS: 0		

PITCHER		IP	WLS	BF	H	R	ER	SO	BB	IBB	HBP	BLK	WP	HR	S	P	ERA	WHIP
55 David Buchanan, R ERA: 4.21	(1, 1)	5.0		23	8	2	2	0	2	0	0	0	0	1	55	90	3.60	2.000
43 Mario Hollands, L ERA: 4.34	(6, 1)	0.2		6	2	3	1	0	1	0	0	0	0	0	11	19	13.50	4.500
30 Justin De Fratus, R ERA: 2.81	(6, 1)	0.1		1	0	0	0	0	0	0	0	0	0	0	1	2	0.00	0.000
59 Antonio Bastardo, L ERA: 4.47	(7, 1)	2.0		7	0	0	0	3	1	0	0	0	0	0	16	27	0.00	0.500
58 Jonathan Papelbon, R ERA: 1.49	(9, 1)	1.0		5	1	0	0	2	0	0	1	0	0	0	13	20	0.00	1.000

PITCHER		IP	WLS	BF	H	R	ER	SO	BB	IBB	HBP	BLK	WP	HR	S	P	ERA	WHIP
63 Jake Diekman, L ERA: 3.9	(10, 1)	1.1		7	1	0	0	3	2	0	0	0	0	0	16	33	0.00	2.250
53 Ken Giles, R ERA: 1.42	(11, 1)	1.1	L	7	1	1	1	0	3	0	0	0	1	0	16	28	6.75	3.000
56 Cesar Jimenez, L ERA:	(12, 1)	0.1		1	0	0	0	0	0	0	0	0	0	0	2	2	0.00	0.000

TOP

St. Louis Cardinals @ Philadelphia Phillies
Citizens Bank Park, Philadelphia, PA
Sat Aug 23 2014, 7:08 PM - 12:00 AM EDT
Att. 30,352 - Drizzle - 70 F

livebaseballscorecards.com

AB	44
R	6
H	13
RBI	4
BB	9
SO	8
LOB	31

Batter	1	2	3	4	5	6	7	8	9	10	11	12	AB	R	H	RBI	BB	SO	LOB
2 Ben Revere, L (1, 8) OBP: 0.329, SLG: 0.366	C FF 93 B FF 94 X SI 93 1-1 G6-3 1-2f		C SI 92 X FF 93 0-1 F7		C SI 92 B SI 93 F SI 93 X CU 76 1-2 G4-3		B SI 86 C SI 86 S SL 75 B SI 86 X SI 84 2-2 G4-3		H FF 93 1-0 HBP			B FF 93 F FF 93 C FF 94 F FF 97 B FF 95 B FF 96 X FF 94 3-2 L7	5	0	0	0	0	0	0
11 Jimmy Rollins, S (1, 6) OBP: 0.319, SLG: 0.380	C SI 94 B CU 77 X SI 94 1-1 6 S 1B		X SI 93 0-0 P2		C SI 93 F CU 75 X FF 94 0-2 F7			B SI 84 C SI 84 X SI 85 1-1 6 S 26 1B 3 1B 1B	1 SAFE 1 SAFE 1 SAFE C SI 91 1 SAFE F FS 85 S SI 94 0-3 K			C CH 85 S CH 84 B CH 85 B CH 85 B CH 84 X CH 85 3-2 E1	6	1	2	0	0	1	1
26 Chase Utley, L (1, 4) OBP: 0.349, SLG: 0.429	B SI 94 F SI 93 F FF 93 F FF 95 B CU 76 1 SAFE (9, 3) (11, 4) X SI 94 2-2 F7		B SI 93 C FF 94 C SI 94 B SI 95 F FF 96 X FF 94 2-2 F7		C SI 93 B SI 94 X FF 94 1-1 L9			B SI 85 S SI 85 X SI 85 1-1 6 S 3 1B 1-2 1B	B FF 92 F CU 79 1 SAFE B CU 78 C CU 76 X CU 77 2-2 L9			B FF 94 B FF 95 F FF 96 S FF 96 C FF 96 2-3 K	6	1	1	0	0	1	3
6 Ryan Howard, L (1, 3) OBP: 0.308, SLG: 0.380 13 Freddy Galvis, S (8, PR) OBP: 0.104, SLG: 0.045	1 SAFE B FF 95 B SI 93 S SI 95 F FF 94 B SI 95 B FC 88 (9, 4) (11, 5) 4-2 3 FC5-4 1-2 BB		S FF 92 F SI 93 F FF 94 B CU 76 B CU 77 F FF 94 B FF 94 F FF 94 F SI 94 3-3 F SI 95 S SI 95 K		B SI 95 B FF 85 F SI 93 S SI 92 X SI 94 2-2 HR			B SL 76 C FF 86 B SL 76 F SI 86 H SL 75 3-2 4 SH1-3 3 1B 51 FC6-2 1-2 2-3 HBP	C SI 90 B CH 84 F CH 84 B CH 84 F CH 84 B SI 91 F FF 91 F SI 90 X CH 84 3-2 G3-1		C FF 96 F FF 96 X FF 98 0-2 P5	2	1	1	1	1	1	0
3 Marlon Byrd, R (1, 9) OBP: 0.317, SLG: 0.466	X FC 88 0-0 FC5-4 1-2f		B FF 94 C CU 78 X SI 94 1-1 9 1B 51 2B 1B			S FC 87 B CU 78 B FC 88 F SI 92 S FF 94 2-3 K		S SL 82 C SI 92 F SI 92 X SL 84 0-2 51 FC6-2 4 SH1-3 1-2 2-H 3-H 1B		X SL 82 0-0 F9			2	0	0	0	0	0	1
9 Domonic Brown, L (1, 7) 59 Antonio Bastardo, R (7, 1) 4 Andrés Blanco, S (8, PH) OBP: 0.342, SLG: 0.472 (9, 5) 53 Ken Giles, R (11, 1) 21 Wil Nieves, R (12, 3) OBP: 0.302, SLG: 0.422		C SI 92 B CU 77 B FC 88 X FF 93 2-1 L8		B FF 94 C FF 94 B SI 94 C SI 93 X FF 94 2-2 51 2B 1B 1-2		X SI 93 0-0 F7		X SI 87 0-0 SH1-3 1-2 2-3		C SI 90 B SI 90 B SI 90 B SI 90 C SI 90 X SI 89 3-2 G4-3			3	1	1	0	0	0	0
51 Carlos Ruiz, R (1, 2) OBP: 0.364, SLG: 0.368		B FF 92 F FF 94 X FF 93 1-1 G5-3		C FC 88 B FF 94 X FF 93 1-1 2B 1-H 2-H		B FF 93 C FF 93 B SI 94 C SI 93 B SI 94 X FF 94 3-2 P3		B SI 89 B SL 82 S SL 80 B SI 89 F SL 80 X SI 90 3-2 FC6-2 25 S 2-3 3-H			B SL 83 C SI 89 C SI 90 B FF 90 X SI 90 2-2 24 G4-6-3 1B	5	0	2	2	0	0	2
25 Cody Asche, L (1, 5) OBP: 0.303, SLG: 0.376 58 Jonathan Papelbon, R (9, 1) 63 Jake Diekman, R (10, 1) 18 Darin Ruf, R (11, 3) OBP: 0.339, SLG: 0.408 (12, 7)	B SI 92 B SI 93 B FF 93 C FF 93 B FF 94 4-1 BB		B CU 77 F SI 94 F CU 77 S SI 94 1-3 K				C SI 85 B SI 84 X SI 85 1-1 G1-3	S CH 69 C SI 92 B SI 92 B CH 69 T CH 69 2-2 K 1-2			C SI 90 B SL 83 F SI 90 F SI 89 F SI 90 F FF 91 D SL 83 C SI 90 2-3 K	3	0	0	0	1	2	4
55 David Buchanan, R (1, 1) OBP: 0.154, SLG: 0.043 43 Mario Hollands, L (6, 1) 30 Justin De Fratus, S (6, 1) 24 Grady Sizemore, L (7, 7) OBP: 0.303, SLG: 0.357 56 Cesar Jimenez, L (12, 1)	C FF 92 B FF 93 X FF 93 1-1 F9		C FF 94 X FC 88 0-1 G6-3				C SI 85 C SI 86 X SL 75 0-2 P3		X FF 93 0-0 L7			B SI 89 X SI 90 1-0 G4-6-3 1-2f	2	0	0	0	0	0	2
Inning Stats	R: 0 E: 0 K: 0 S: 11 H: 1 LOB: 2 BB: 1 P: 19		R: 0 E: 0 K: 0 S: 7 H: 0 LOB: 1 BB: 1 P: 15	R: 2 E: 0 K: 2 S: 20 H: 3 LOB: 1 BB: 0 P: 28	R: 0 E: 0 K: 0 S: 7 H: 0 LOB: 0 BB: 0 P: 9	R: 1 E: 0 K: 1 S: 10 H: 1 LOB: 0 BB: 0 P: 17	R: 0 E: 0 K: 0 S: 8 H: 0 LOB: 0 BB: 0 P: 11	R: 2 E: 0 K: 1 S: 17 H: 3 LOB: 2 BB: 0 P: 27	R: 0 E: 0 K: 1 S: 7 H: 0 LOB: 1 BB: 0 P: 10	R: 0 E: 0 K: 0 S: 10 H: 0 LOB: 0 BB: 0 P: 16	R: 0 E: 0 K: 1 S: 10 H: 1 LOB: 0 BB: 0 P: 15	R: 0 E: 1 K: 1 S: 13 H: 0 LOB: 1 BB: 0 P: 21	1B: 7 2B: 1 3B: 0 HR: 1 SF: 0 SAC: 1 DP: 1 HBP: 2	WP: 0 PB: 0 SB: 4 CS: 0 PA: 49					

PITCHER		IP	WLS	BF	H	R	ER	SO	BB	IBB	HBP	BLK	WP	HR	S	P	ERA	WHIP
40 Shelby Miller, R ERA: 4.26	(1, 1)	6.0		25	5	3	3	3	2	0	0	0	0	1	63	98	4.50	1.167
36 Randy Choate, L ERA: 4.99	(7, 1)	1.0	H	6	2	2	2	0	0	0	1	0	0	0	14	22	18.00	2.000
37 Pat Neshek, R ERA: 0.83	(8, 1)	1.0	B	4	1	0	0	1	0	0	0	0	0	0	11	16	0.00	1.000
71 Sam Freeman, L ERA: 2.35	(9, 1)	1.0		4	0	0	0	1	0	0	1	0	0	0	7	10	0.00	0.000
43 Seth Maness, R ERA: 2.74	(10, 1)	2.0	W	6	1	0	0	1	0	0	0	0	0	0	20	31	0.00	0.500

PITCHER		IP	WLS	BF	H	R	ER	SO	BB	IBB	HBP	BLK	WP	HR	S	P	ERA	WHIP
26 Trevor Rosenthal, R ERA: 3.51	(12, 1)	1.0	S	4	0	0	0	1	0	0	0	0	0	0	13	21	0.00	0.000

BOTTOM

St. Louis Cardinals @ Philadelphia Phillies

Citizens Bank Park, Philadelphia, PA

Sat Aug 23 2014, 7:08 PM - 12:00 AM EDT

Att. 30,352 - Drizzle - 70 F

livebaseballscorecards.com

AB	44
R	5
H	9
RBI	5
BB	2
SO	7
LOB	17

Batter	1	2	3	4	5	6	7	8	9	AB	R	H	RBI	BB	SO	LOB
13 Matt Carpenter, L (1, 5) OBP: 0.376, SLG: 0.398	B SI 90 C SI 91 B SI 91 B SI 90 B SI 89 4-1 16 FC1-6 BB		C SI 90 B CH 85 X CH 84 1-1 ① F7		C FF 87 B SL 82 F FF 88 C SI 93 1-3 ① K		X SI 89 0-0 ③ F8			3	0	0	0	1	1	0
16 Kolten Wong, L (1, 4) OBP: 0.287, SLG: 0.385	C SI 89 F FF 88 B SI 91 F SI 90 F CH 85 X FF 89 1-2 ① FC1-6 1-2f		S CH 84 X FC 90 0-1 ② P4		C CU 79 F FF 89 B FC 88 B SI 93 X SL 82 2-2 ② G4-3			B SI 90 C SI 90 B FF 90 X SI 89 2-1 ① G3-1		4	0	0	0	0	0	1
7 Matt Holliday, R (1, 7) OBP: 0.365, SLG: 0.405 44 Carlos Martinez, R (8, 1) OBP: 0.250, SLG: 0.250	C SI 91 B SI 91 B SI 91 1 SAFE T FC 88 T FF 89 2-2 ② K		F FC 88 B SI 92 X CH 86 1-1 ③ G5-3		C FF 91 F FF 92 B SI 88 X SL 84 1-2 ③ L6			B FF 88 B SI 90 X FF 88 2-0 32 F8 1B		4 0	0 0	1 0	0 0	0 0	1 0	1 0
32 Matt Adams, L (1, 3) OBP: 0.333, SLG: 0.485	1 SAFE C SI 90 F FF 89 X CH 85 0-2 ③ G5-3			C CU 77 B CH 83 F FF 89 C FC 87 1-3 ① K		S CH 84 B SI 92 B SI 91 S CH 84 F CH 83 B FF 89 F SI 93 F SI 93 B CH 86 4-2 18 L4-6 27 1B BB		X SI 90 0-0 ② F8 1-2		3	0	0	0	1	1	2
27 Jhonny Peralta, R (1, 6) OBP: 0.337, SLG: 0.458 33 Daniel Descalso, L (8, PH) OBP: 0.292, SLG: 0.291 (8, 6)		B SI 91 S FC 87 X FF 90 1-1 E5 48 G5-3 19 1B		B SL 80 X FC 88 1-0 18 1B 2B		F SI 92 F CH 84 B CH 86 X FF 93 1-2 1-2 1B		B SI 90 F FF 90 B CH 83 B SI 90 X SI 90 3-1 ③ F8		3 1	1 0	2 0	0 0	0 0	0 0	0 1
19 Jon Jay, L (1, 8) OBP: 0.382, SLG: 0.400		C SI 90 B FF 88 X SI 90 1-1 48 G5-3 1-2 1B		T FF 89 B FF 90 D CH 86 B CH 85 B SI 92 4-1 18 1B BB		F FF 91 B FC 89 S FF 91 F FF 90 X FF 90 1-2 ① F7			B SI 92 X FF 92 1-0 ① G1-3	3	0	1	0	1	0	2
18 Oscar Taveras, L (1, 9) OBP: 0.279, SLG: 0.314		C SI 92 X SI 92 0-1 ① F8		B SI 92 F SI 92 X CH 86 1-1 1-2 2-H 1B		B FF 90 X SI 91 1-0 ②③ L4-6 2-2			B SL 82 F SL 82 F SL 82 B FF 93 F SL 83 X FF 93 2-2 48 G6-3 2B	4	0	2	1	0	0	4
48 Tony Cruz, R (1, 2) OBP: 0.273, SLG: 0.241		C SI 92 X FF 90 0-1 ② G5-3 1-2 2-3		X FF 90 0-0 ② F4			X FF 90 0-0 ① L8		F FF 92 X FF 92 0-1 ② G6-3 2-3	4	0	0	0	0	0	5
63 Justin Masterson, R (1, 1) OBP: 0.200, SLG: 0.200 35 Greg Garcia, L (4, PH) OBP: 0.375, SLG: 0.250 62 Nick Greenwood, R (4, 1) 36 Randy Choate, L (7, 1) 43 Shane Robinson, R (8, 7) OBP: 0.215, SLG: 0.186		F SI 92 S FF 90 S FC 89 0-3 ③ K		B SI 92 C SI 92 S SI 92 C FC 89 1-3 ③ K			C FF 89 C SI 90 X FF 88 0-2 ② F8		F SL 82 X FF 93 0-1 ③ F9	1 1 1 0 1	0 0 0 0 0	0 0 0 0 0	0 0 0 0 0	0 0 0 0 0	1 1 0 0 0	2 2 0 0 1
Inning Stats	R: 0 E: 0 K: 1 S: 12 H: 0 LOB: 1 BB: 1 P: 19	R: 0 E: 1 K: 1 S: 11 H: 1 LOB: 2 BB: 0 P: 13	R: 0 E: 0 K: 0 S: 6 H: 0 LOB: 0 BB: 0 P: 8	R: 1 E: 0 K: 2 S: 11 H: 2 LOB: 2 BB: 1 P: 19	R: 0 E: 0 K: 1 S: 9 H: 0 LOB: 0 BB: 0 P: 13	R: 0 E: 0 K: 0 S: 13 H: 1 LOB: 1 BB: 1 P: 20	R: 0 E: 0 K: 0 S: 5 H: 0 LOB: 0 BB: 0 P: 5	R: 0 E: 0 K: 0 S: 6 H: 1 LOB: 1 BB: 0 P: 13	R: 0 E: 0 K: 0 S: 9 H: 1 LOB: 1 BB: 0 P: 12	1B: 4 2B: 3 3B: 0 HR: 0	SF: 0 SAC: 0 DP: 1 HBP: 0			WP: 0 PB: 0 SB: 0 CS: 0	PA: 36		

TOP

St. Louis Cardinals @ Philadelphia Phillies

Citizens Bank Park, Philadelphia, PA

Sun Aug 24 2014, 1:39 PM - 4:11 PM EDT

Att. 30,580 - Partly Cloudy - 78 F

livebaseballscorecards.com

AB	33
R	1
H	6
RBI	1
BB	3
SO	5
LOB	21

PITCHER		IP	WLS	BF	H	R	ER	SO	BB	IBB	HBP	BLK	WP	HR	S	P	ERA	WHIP
31 Jerome Williams, R ERA: 5.42	(1, 1)	8.0	W	32	5	1	1	5	3	0	0	0	0	0	73	110	1.12	1.000
30 Justin De Fratus, R ERA: 2.74	(9, 1)	1.0		4	1	0	0	0	0	0	0	0	0	0	9	12	0.00	1.000

PITCHER		IP	WLS	BF	H	R	ER	SO	BB	IBB	HBP	BLK	WP	HR	S	P	ERA	WHIP

Batter	1	2	3	4	5	6	7	8	9	AB	R	H	RBI	BB	SO	LOB
2 Ben Revere, L (1, 8) OBP: 0.333, SLG: 0.368	B FF 88 B FF 88 B FF 87 C FF 89 B FF 87 4-1 11 WP 26 1B BB	C SL 78 F FF 91 F SL 83 B FF 93 X SL 82 1-2 11 E 11 S 2-H 1B		B SI 89 B SI 89 C SI 88 X SI 88 2-1 ② G4-3			C SI 90 X SI 89 0-1 11 HR 1B			3	2	2	1	1	0	0
11 Jimmy Rollins, S (1, 6) OBP: 0.318, SLG: 0.385	C SI 85 B SI 87 T SI 87 F SI 89 T SI 87 1-2 ① K 1-2	1 SAFE B SI 84 F SI 88 B SI 90 F SI 89 X SI 91 2-2 ③ G3-1 1-3		C SI 89 S CH 82 F CH 84 B SI 89 C SI 89 1-3 ③ K			C SI 89 B FF 89 B SI 87 1 SAFE B CH 82 1 SAFE X SI 88 3-1 1-H HR			4	1	1	2	0	2	2
26 Chase Utley, L (1, 4) OBP: 0.349, SLG: 0.428	B SI 88 D SI 88 C FF 90 B SI 89 C SI 88 X SL 79 3-2 2-H 1B		B FF 91 X FF 89 1-0 ① G4-3		C SI 88 F SI 89 B SI 88 X SL 82 1-2 ① G1-3		B SL 74 B SI 82 X SI 83 2-0 ② F9			4	0	1	1	0	0	0
6 Ryan Howard, L (1, 3) OBP: 0.308, SLG: 0.377	S SI 88 F SI 90 F SI 90 C SI 91 0-3 ② K		S FF 92 B FF 95 B SI 92 B SI 88 B SL 79 4-1 24 2B 21 WP BB		B SL 79 B CH 82 F SI 89 X SI 90 2-1 ② G4-3		B SI 85 X SI 83 1-0 ③ G4-3			3	1	0	0	1	1	1
24 Grady Sizemore, L (1, 9) OBP: 0.302, SLG: 0.359	B SI 87 C SI 85 F SI 88 F SI 91 X FF 91 1-2 ③ F7		S FF 91 B SI 89 F FF 90 F FF 91 X SI 90 1-2 21 WP 21 1B 1-3 2B		F SI 91 F SI 88 X SI 90 0-2 ③ G1-3			X SI 94 0-0 ① G4-3		4	1	1	0	0	0	1
9 Domonic Brown, L (1, 7) OBP: 0.278, SLG: 0.333		C SI 89 X SI 90 0-1 25 1B 31 SH3 1B	C FF 91 F FF 92 B FF 93 B FF 92 S FF 90 2-3 ② K			X SL 79 0-0 ① P5		B FF 96 X SI 94 1-0 ② G3-1		4	1	1	0	0	1	2
21 Wil Nieves, R (1, 2) OBP: 0.300, SLG: 0.414		B SI 86 C FF 88 1 SAFE X FF 90 1-1 ① F9	B SI 87 B SI 88 X FF 89 2-0 2-H 3-H 1B			B SI 88 B CH 82 B CH 83 C SI 88 X FF 88 3-1 ② P2		C FF 97 S FF 98 B CU 87 S CU 86 1-3 ③ K		4	0	1	1	0	1	1
25 Cody Asche, L (1, 5) OBP: 0.303, SLG: 0.375		B SI 89 1 SAFE X SI 86 1-0 31 SH3 2 1B 1-3 1B	C FF 90 F FF 91 X FF 92 0-2 ③ P5			B SI 89 C SI 89 X FF 90 1-1 ③ G4-3				3	1	1	0	0	0	1
31 Jerome Williams, R (1, 1) 30 Justin De Fratus, S (9, 1)		B SI 87 X FF 87 1-0 ② SH3 1-2 3-H		B SI 87 C SI 86 C SI 87 X FF 88 1-2 ① G3-1			C FF 88 S CH 82 S FF 89 0-3 ① K			2 0	0 0	0 0	1 0	0 0	1 0	0 0
Inning Stats	R: 1 E: 0 K: 2 S: 16 H: 1 LOB: 1 BB: 1 P: 25	R: 2 E: 0 K: 0 S: 13 H: 3 LOB: 1 BB: 0 P: 19	R: 2 E: 0 K: 1 S: 13 H: 2 LOB: 1 BB: 1 P: 23	R: 0 E: 0 K: 1 S: 9 H: 0 LOB: 0 BB: 0 P: 13	R: 0 E: 0 K: 0 S: 8 H: 0 LOB: 0 BB: 0 P: 11	R: 0 E: 0 K: 0 S: 5 H: 0 LOB: 0 BB: 0 P: 9	R: 2 E: 0 K: 1 S: 9 H: 2 LOB: 0 BB: 0 P: 15	R: 0 E: 0 K: 1 S: 5 H: 0 LOB: 0 BB: 0 P: 7		1B: 6 2B: 1 3B: 0 HR: 1 SF: 0 SAC: 1 DP: 0 HBP: 0			WP: 2 PB: 0 SB: 1 CS: 0 PA: 34	

PITCHER		IP	WLS	BF	H	R	ER	SO	BB	IBB	HBP	BLK	WP	HR	S	P	ERA	WHIP
63 Justin Masterson, R ERA: 5.88	(1, 1)	3.0	L	17	6	5	5	3	2	0	0	0	2	0	42	67	15.00	2.667
62 Nick Greenwood, L ERA: 5.34	(4, 1)	3.1		12	2	2	2	2	0	0	0	0	0	1	29	43	5.40	0.600
36 Randy Choate, L ERA: 4.88	(7, 1)	0.2		2	0	0	0	0	0	0	0	0	0	0	2	5	0.00	0.000
44 Carlos Martinez, R ERA: 4.81	(8, 1)	1.0		3	0	0	0	1	0	0	0	0	0	0	5	7	0.00	0.000

PITCHER	IP	WLS	BF	H	R	ER	SO	BB	IBB	HBP	BLK	WP	HR	S	P	ERA	WHIP

BOTTOM

St. Louis Cardinals @ Philadelphia Phillies
Citizens Bank Park, Philadelphia, PA

Sun Aug 24 2014, 1:39 PM - 4:11 PM EDT
Att. 30,580 - Partly Cloudy - 78 F

livebaseballscorecards.com

AB	31
R	7
H	8
RBI	6
BB	2
SO	6
LOB	8

Batter	1	2	3	4	5	6	7	8	9	AB	R	H	RBI	BB	SO	LOB
2 Denard Span, L (1, 8) OBP: 0.351, SLG: 0.400	C FF 93 X SI 93 0-1 F7		C KC 83 S KC 83 F KC 84 F KC 84 F SI 94 F KC 85 F SI 94 S KC 85 0-3 K			X FF 92 0-0 F8		C SI 95 B SL 83 X SL 84 1-1 P3		4	0	0	0	0	1	2
6 Anthony Rendon, R (1, 5) OBP: 0.336, SLG: 0.461	B FF 94 X SI 94 1-0 G6-3			C FF 92 F SI 93 B KC 84 X KC 84 1-2 G6-3		X SI 91 0-0 HR		C SI 96 X SI 96 0-1 L9		4	1	1	1	0	0	1
28 Jayson Werth, R (1, 9) OBP: 0.380, SLG: 0.443	B SI 94 C FF 92 C SI 94 F FF 94 S KC 84 1-3 K			B FF 93 B KC 82 B KC 82 C SI 92 B SI 93 4-1 BB		C SI 91 F FF 92 F KC 81 S KC 82 0-3 K		C SI 98 B SL 85 D SL 86 B SI 98 C SI 98 B SI 99 4-2 BB		2	0	0	0	2	2	0
25 Adam LaRoche, L (1, 3) OBP: 0.373, SLG: 0.455		C SI 93 B SI 93 B KC 83 B CH 88 X SI 95 3-1 G4-3		C CH 86 1 SAFE 1 SAFE C KC 82 1 SAFE S KC 84 0-3 K		C KC 82 S KC 82 B KC 82 C SI 91 1-3 K		C SI 98 S SL 86 B SL 86 B SI 99 X SL 86 2-2 G3		4	0	0	0	0	2	3
20 Ian Desmond, R (1, 6) OBP: 0.306, SLG: 0.423		B KC 83 B SI 93 B SI 94 C FF 93 C FF 94 C SI 94 3-3 K		S FF 93 D KC 84 B SI 93 B SI 94 X SI 93 3-1 F9			F KC 81 X KC 81 0-1 2B		C SL 78 F FF 90 F FF 91 S FF 92 0-3 K	4	0	1	0	0	2	1
34 Bryce Harper, L (1, 7) OBP: 0.338, SLG: 0.391		F KC 83 C KC 82 B KC 84 B KC 84 C SI 94 2-3 K			S KC 82 B KC 81 B SI 92 B CH 87 C KC 82 F SI 94 T KC 83 3-2 K		X SI 92 0-0 F7		B SL 79 C FF 91 F SL 80 F FF 92 B FF 92 S FF 92 2-3 K	4	0	0	0	0	3	1
40 Wilson Ramos, R (1, 2) OBP: 0.328, SLG: 0.419			F KC 82 C SI 93 B KC 84 T KC 83 1-2 K		B KC 82 B SI 94 F SI 92 F FF 93 F KC 83 T FF 93 2-2 K		X SI 92 0-0 F9		B FF 92 S FF 91 X FF 92 1-1 HR	4	1	1	1	0	2	1
8 Danny Espinosa, S (1, 4) OBP: 0.280, SLG: 0.359 3 Asdrúbal Cabrera, S (9, PH) OBP: 0.317, SLG: 0.397			B SI 94 B SI 89 S FF 93 M KC 82 S FF 94 2-3 K		B SI 92 C SI 92 B KC 81 B KC 80 H FF 92 4-1 HBP		X KC 80 0-0 F8		S FF 91 X FS 85 0-1 17 FC6 1B	2 1	0 0	0 1	0 0	0 0	1 0	1 0
57 Tanner Roark, R (1, 1) OBP: 0.118, SLG: 0.118 13 Jerry Blevins, L (7, 1) 19 Kevin Frandsen, R (8, PH) OBP: 0.305, SLG: 0.322 48 Ross Detwiler, R (8, 1) 17 Nate Schierholtz, L (9, PH) OBP: 0.239, SLG: 0.298			B SI 93 C FF 92 B SI 92 X FF 92 2-1 1B		B KC 80 C SI 92 F SI 92 D KC 83 D KC 83 F FF 93 S SI 93 3-3 K			X SI 96 0-0 2B	B FF 91 X FF 90 1-0 FC6 1-2f	2 0 1 0 0	0 0 0 0 0	1 0 1 0 0	0 0 0 0 0	1 0 0 0 0	1 0 0 0 1	1 0 0 0 1
Inning Stats	R: 0 E: 0 K: 1 S: 7 H: 0 LOB: 0 BB: 0 P: 9	R: 0 E: 0 K: 2 S: 8 H: 0 LOB: 0 BB: 0 P: 16	R: 0 E: 0 K: 3 S: 16 H: 1 LOB: 1 BB: 0 P: 21	R: 0 E: 0 K: 1 S: 9 H: 0 LOB: 1 BB: 1 P: 17	R: 0 E: 0 K: 3 S: 13 H: 0 LOB: 1 BB: 0 P: 25	R: 1 E: 0 K: 2 S: 9 H: 1 LOB: 0 BB: 0 P: 10	R: 0 E: 0 K: 0 S: 5 H: 1 LOB: 1 BB: 0 P: 5	R: 0 E: 0 K: 0 S: 10 H: 1 LOB: 2 BB: 1 P: 17	R: 1 E: 0 K: 2 S: 13 H: 2 LOB: 1 BB: 0 P: 17	1B: 2 2B: 2 3B: 0 HR: 2 SF: 0 SAC: 0 DP: 0 HBP: 1						WP: 0 PB: 0 SB: 0 CS: 0 PA: 36	

TOP

Washington Nationals @ Philadelphia Phillies
Citizens Bank Park, Philadelphia, PA
Mon Aug 25 2014, 7:09 PM - 9:54 PM EDT
Att. 23,089 - Partly Cloudy - 84 F

livebaseballscorecards.com

AB	33
R	2
H	6
RBI	2
BB	2
SO	14
LOB	12

PITCHER		IP	WLS	BF	H	R	ER	SO	BB	IBB	HBP	BLK	WP	HR	S	P	ERA	WHIP
34 A.J. Burnett, R ERA: 4.3	(1, 1)	7.0	W	26	3	1	1	12	1	0	1	0	0	1	67	103	1.29	0.571
63 Jake Diekman, L ERA: 3.84	(8, 1)	1.0	H	5	1	0	0	0	1	0	0	0	0	0	10	17	0.00	2.000
58 Jonathan Papelbon, R ERA: 1.63	(9, 1)	1.0	S	5	2	1	1	2	0	0	0	0	0	1	13	17	9.00	2.000

PITCHER	IP	WLS	BF	H	R	ER	SO	BB	IBB	HBP	BLK	WP	HR	S	P	ERA	WHIP

Batter	1	2	3	4	5	6	7	8	9	AB	R	H	RBI	BB	SO	LOB
2 Ben Revere, L (1, 8) OBP: 0.330, SLG: 0.364	C SI 87 B SI 88 B SI 89 F SI 88 F SI 90 X SI 91 2-2 ① G4-3		B SI 89 B SI 89 B SI 90 C SI 89 X SI 90 3-1 ② L4		F SI 90 B SI 92 B SI 92 X SI 91 2-1 ② G1-3		C SI 90 X SL 86 0-1 ③ G5-3			4	0	0	0	0	0	1
11 Jimmy Rollins, S (1, 6) OBP: 0.320, SLG: 0.386	F SI 89 F CH 80 B SI 90 X SI 91 1-2 26 F9 26 S 1B		C CH 80 B SI 91 B SI 91 F CH 80 X CH 81 2-2 ③ P6		C CU 72 C SI 92 F CU 75 B SI 93 B CH 82 B SI 92 S SI 92 3-3 ③ K			C FF 93 B SI 92 X FF 94 1-1 26 G1-6-3 1B		4	0	2	0	0	1	0
26 Chase Utley, L (1, 4) OBP: 0.346, SLG: 0.424	1 SAFE C SI 90 B SI 89 1 SAFE B SI 90 1 SAFE D CH 81 X SI 92 3-1 ② F9 1-3			C CH 79 B CH 80 F SI 90 B SI 91 X SI 90 2-2 ① P5		C CU 72 B SI 91 F SI 90 B CU 75 F SI 92 X CH 82 2-2 ① G6-3		B FF 93 X SI 93 1-0 ①② G1-6-3 1-2f		4	0	0	0	0	0	2
6 Ryan Howard, L (1, 3) OBP: 0.309, SLG: 0.379	B SI 91 B SI 91 S CH 81 B SI 92 S CH 81 F CH 81 F SI 92 F SI 91 F SI 92 4-2 BB			B CU 72 S CU 72 B SI 91 X CH 80 2-1 3 1B 9 1B 2B		B SI 92 B CU 74 C SI 93 B SI 92 F SI 91 X SI 92 3-2 ② L5		C FF 94 B SL 80 S SI 93 S SL 81 1-3 ③ K		3	1	1	0	1	1	0
3 Marlon Byrd, R (1, 9) OBP: 0.317, SLG: 0.465	B SL 85 S SL 85 B SI 91 F SL 84 F SI 93 S CU 75 2-3 ③ K			S SL 84 B SI 90 X SI 90 1-1 51 G5-3 9 1B 2-3 1B		B SI 90 S SL 84 X SI 92 1-1 ③ L7				3	0	1	0	0	1	2
9 Domonic Brown, L (1, 7) OBP: 0.281, SLG: 0.336		B SI 88 X CH 78 1-0 ① P6		X CH 81 0-0 1-2 3-H 1B			C SI 91 S CU 74 B CU 74 F CU 74 F SI 91 X CU 73 1-2 ① 1B			3	0	2	1	0	0	0
51 Carlos Ruiz, R (1, 2) OBP: 0.363, SLG: 0.377		C SI 89 B CU 73 X SI 91 1-1 ② G6-3		B SL 82 X SI 92 1-0 ②③ G5-3 2-3f			B SI 90 B CH 84 B SL 88 C SI 90 F CH 84 X SI 91 3-2 HR			3	1	1	1	0	0	2
25 Cody Asche, L (1, 5) OBP: 0.303, SLG: 0.384		C SI 90 B CU 74 S CH 80 X SI 91 1-2 ③ L4			B CU 72 B SI 89 X CH 79 2-0 HR		F SI 92 B SI 92 C CU 74 B CU 74 C CU 73 2-3 ② K			3	1	1	1	0	1	0
34 A.J. Burnett, R (1, 1) OBP: 0.167, SLG: 0.173 18 Darin Ruf, R (7, PH) OBP: 0.350, SLG: 0.408 63 Jake Diekman, R (8, 1) 58 Jonathan Papelbon, R (9, 1)			B SI 87 C SI 88 F SI 87 B SI 90 B SI 89 X SI 90 3-2 ① G6-3		F SI 89 X SI 90 0-1 ① G5-3		B SL 86 T CH 84 H SL 87 2-1 HBP			2 0 0 0	0 0 0 0	0 0 0 0	0 0 0 0	0 0 0 0	0 0 0 0	0 0 0 0
Inning Stats	R: 0 E: 0 K: 1 S: 20 H: 1 LOB: 2 BB: 1 P: 32	R: 0 E: 0 K: 0 S: 6 H: 0 LOB: 0 BB: 0 P: 9	R: 0 E: 0 K: 0 S: 8 H: 0 LOB: 0 BB: 0 P: 16	R: 1 E: 0 K: 0 S: 9 H: 3 LOB: 1 BB: 0 P: 15	R: 1 E: 0 K: 1 S: 9 H: 1 LOB: 0 BB: 0 P: 16	R: 0 E: 0 K: 0 S: 9 H: 0 LOB: 0 BB: 0 P: 15	R: 1 E: 0 K: 1 S: 14 H: 2 LOB: 1 BB: 0 P: 22	R: 0 E: 0 K: 1 S: 6 H: 1 LOB: 0 BB: 0 P: 9		1B: 5 2B: 1 3B: 0 HR: 2 SF: 0 SAC: 0 DP: 2 HBP: 1						

PITCHER		IP	WLS	BF	H	R	ER	SO	BB	IBB	HBP	BLK	WP	HR	S	P	ERA	WHIP
57 Tanner Roark, R ERA: 2.81	(1, 1)	6.0	L	23	5	2	2	2	1	0	0	0	0	1	61	103	3.00	1.000
13 Jerry Blevins, L ERA: 5.13	(7, 1)	1.0		5	2	1	1	1	0	0	1	0	0	1	14	22	9.00	2.000
48 Ross Detwiler, L ERA: 3.67	(8, 1)	1.0		3	1	0	0	1	0	0	0	0	0	0	6	9	0.00	1.000

PITCHER	IP	WLS	BF	H	R	ER	SO	BB	IBB	HBP	BLK	WP	HR	S	P	ERA	WHIP

BOTTOM

Washington Nationals @ Philadelphia Phillies
Citizens Bank Park, Philadelphia, PA
Mon Aug 25 2014, 7:09 PM - 9:54 PM EDT
Att. 23,089 - Partly Cloudy - 84 F

livebaseballscorecards.com

AB	29
R	3
H	8
RBI	3
BB	1
SO	4
LOB	7

PA: 31
WP: 0
PB: 0
SB: 1
CS: 0

Batter	1	2	3	4	5	6	7	8	9	AB	R	H	RBI	BB	SO	LOB
2 Denard Span, L (1, 8) OBP: 0.348, SLG: 0.397	C FF 92 F FF 90 C FC 91 0-3 ① K		X FC 88 0-0 ② L8			X FF 93 0-0 ② G6-3	B CH 86 C FC 91 F CH 86 X FF 96 1-2 ③ G3			4	0	0	0	0	1	4
3 Asdrúbal Cabrera, S (1, 4) OBP: 0.316, SLG: 0.402	X FF 95 0-0 ② G6-3		B CH 86 F CH 85 X FF 94 1-1 ③ G3			B FF 93 B FF 94 C FF 93 S CH 85 X FF 93 2-2 ③ F9		B CU 77 F FF 93 X FF 93 1-1 HR		4	1	1	1	0	0	1
6 Anthony Rendon, R (1, 5) OBP: 0.336, SLG: 0.459	B FF 93 C FF 95 C CU 80 B CH 84 X CU 81 2-2 ③ G5-3			C CH 84 B FC 89 C FC 89 F FC 90 T CH 86 1-2 ① K			S CH 82 S CH 85 B CU 79 B FC 88 X FF 94 2-2 7 BB 28 G2-3 40 1B 1B	B FF 97 C SL 87 B FF 98 B SL 87 F FF 97 T FF 99 3-2 ① K		4	1	1	0	0	2	0
28 Jayson Werth, R (1, 9) OBP: 0.379, SLG: 0.441		X FF 93 0-0 ① P4		B FF 94 B FF 94 C FC 91 C CU 81 X CU 81 2-2 20 FC6-4 1B			X CH 84 0-0 ① G2-3 1-2	B FF 99 C FF 99 C FF 99 S SL 89 1-3 ② K		4	0	1	0	0	1	1
20 Ian Desmond, R (1, 6) OBP: 0.305, SLG: 0.422		B FF 92 C CH 85 B CU 80 X CH 83 2-1 ② G5-3		C FF 93 B FF 94 X FC 90 1-1 ② FC6-4 7 CS 1-2f			X CU 78 0-0 40 1B 7 BB 19 1B 1B	F FF 98 S FF 99 S SL 87 0-3 ③ K		4	1	1	0	0	1	1
7 Scott Hairston, R (1, 7) OBP: 0.278, SLG: 0.344 34 Bryce Harper, L (8, 7) OBP: 0.337, SLG: 0.390		B FF 92 X FF 92 1-0 1B		1 SAFE 0-0 ③ CS 1-2	C FF 93 F FF 93 S FF 94 0-3 ① K		C FF 93 B CH 86 B CH 84 B CH 84 B FF 94 4-1 19 1B 40 1B 1-2 2-3 BB		C FF 89 B SI 88 S FF 90 C FF 89 1-3 ① K	2 1	0 0	1 0	0 0	1 0	1 0	0 0
40 Wilson Ramos, R (1, 2) OBP: 0.327, SLG: 0.417		C FF 93 C FF 92 B FF 94 F FC 91 X CH 84 1-2 ③ G6-3			X CH 86 0-0 ② G4-3		X FC 91 0-0 19 1B 1-2 2-3 3-H 1B		F FF 91 B FS 87 X SL 78 1-1 ② F7	4	0	1	1	0	0	1
19 Kevin Frandsen, R (1, 3) OBP: 0.311, SLG: 0.328 25 Adam LaRoche, L (9, PH) OBP: 0.372, SLG: 0.454			X FF 91 0-0 47 WP 1B		B FF 94 B CH 86 X FF 93 2-0 ③ F9		C FF 94 B FF 93 D CH 86 X FF 93 2-1 1-2 2-3 3-H 1B		S FS 86 X FF 90 0-1 ③ F7	3 1	0 0	2 0	1 0	0 0	0 0	0 0
47 Gio González, R (1, 1) OBP: 0.088, SLG: 0.176 8 Danny Espinosa, S (7, PH) OBP: 0.279, SLG: 0.357 22 Drew Storen, S (7, 1) 36 Tyler Clippard, R (8, 1)			L FF 91 M CH 84 B CU 80 S CH 86 1-3 ① K 1-2			C FF 92 S CH 84 S FF 94 0-3 ① K	X FF 95 0-0 ② L6			2 1 0 0	0 0 0 0	0 0 0 0	0 0 0 0	0 0 0 0	2 0 0 0	1 3 0 0

Inning Stats	1	2	3	4	5	6	7	8	9
	R: 0 E: 0 K: 1 S: 7	R: 0 E: 0 K: 0 S: 8	R: 0 E: 0 K: 1 S: 7	R: 0 E: 0 K: 1 S: 9	R: 0 E: 0 K: 1 S: 5	R: 0 E: 0 K: 1 S: 7	R: 2 E: 0 K: 0 S: 13	R: 1 E: 0 K: 3 S: 11	R: 0 E: 0 K: 1 S: 7
	H: 0 LOB: 0 BB: 0 P: 9	H: 1 LOB: 1 BB: 0 P: 12	H: 1 LOB: 1 BB: 0 P: 9	H: 1 LOB: 0 BB: 0 P: 13	H: 0 LOB: 0 BB: 0 P: 7	H: 0 LOB: 0 BB: 0 P: 9	H: 4 LOB: 3 BB: 1 P: 22	H: 1 LOB: 0 BB: 0 P: 16	H: 0 LOB: 0 BB: 0 P: 9

1B: 7 SF: 0 WP: 1 PA: 36
2B: 0 SAC: 0 PB: 0
3B: 0 DP: 0 SB: 0
HR: 1 HBP: 0 CS: 1

PITCHER		IP	WLS	BF	H	R	ER	SO	BB	IBB	HBP	BLK	WP	HR	S	P	ERA	WHIP
35 Cole Hamels, L ERA: 2.59	(1, 1)	7.0		29	8	3	3	5	1	0	0	0	1	1	58	84	3.86	1.286
53 Ken Giles, R ERA: 1.38	(8, 1)	1.0	W	3	0	0	0	3	0	0	0	0	0	0	9	13	0.00	0.000
58 Jonathan Papelbon, R ERA: 1.6	(9, 1)	1.0	S	3	0	0	0	1	0	0	0	0	0	0	7	9	0.00	0.000

PITCHER	IP	WLS	BF	H	R	ER	SO	BB	IBB	HBP	BLK	WP	HR	S	P	ERA	WHIP

TOP

Washington Nationals @ Philadelphia Phillies

Citizens Bank Park, Philadelphia, PA

Tue Aug 26 2014, 7:08 PM - 9:32 PM EDT
Att. 25,238 - Partly Cloudy - 84 F

livebaseballscorecards.com

AB	34
R	3
H	8
RBI	3
BB	1
SO	9
LOB	12

BOTTOM

Washington Nationals @ Philadelphia Phillies
Citizens Bank Park, Philadelphia, PA
Tue Aug 26 2014, 7:08 PM - 9:32 PM EDT
Att. 25,238 - Partly Cloudy - 84 F

livebaseballscorecards.com

Batter	1	2	3	4	5	6	7	8	9	AB	R	H	RBI	BB	SO	LOB
2 Ben Revere, L (1, 8) OBP: 0.329, SLG: 0.363	C FF 90 X SI 89 0-1 G6-3		C FF 91 B FF 93 C SI 92 X CU 80 1-2 ② G4-3		B FF 93 F FF 92 X SI 92 1-1 1B			B CH 81 S CH 80 B FF 93 X FF 92 2-1 E6 11 F9 11 S 51 SF8		4	1	1	0	0	0	0
11 Jimmy Rollins, S (1, 6) OBP: 0.319, SLG: 0.384	B SI 90 F SI 91 B CH 83 B SI 93 B FF 93 4-1 51 G1-3 BB		C CH 83 B CH 82 B CH 82 X FF 93 2-1 ③ F7		C FF 92 F FF 92 F CU 77 1 SAFE F FF 91 X CH 82 0-2 ③ G5-3			1 SAFE C CH 81 B FF 92 X CH 81 1-1 ① F9 1-3		3	0	0	0	1	0	2
51 Carlos Ruiz, R (1, 2) OBP: 0.359, SLG: 0.373	C FF 92 F FF 92 X CU 75 0-2 ② G1-3 1-2			B SI 91 C CH 83 F FF 92 B CU 80 X FF 94 2-2 ① G6-3		C CH 81 B CH 80 B SI 91 F FF 91 B FF 92 F FF 93 X CH 83 3-2 ① L5		C FF 92 X CU 76 0-1 ② SF8 3-H		3	0	0	1	0	0	1
3 Marlon Byrd, R (1, 9) OBP: 0.315, SLG: 0.461	F FF 93 B CU 77 X CH 83 1-1 ③ G6-3			C CU 77 B CH 84 S FF 93 T FF 94 1-2 ② K		S CH 84 S FF 93 S CU 78 0-3 ② K		B CH 81 S CH 80 F FF 91 C FS 83 1-3 ③ K		4	0	0	0	0	3	1
18 Darin Ruf, R (1, 3) OBP: 0.365, SLG: 0.481		F FF 92 B CU 77 F CH 82 F FF 93 B CU 78 X CH 82 2-2 13 FC5-6 24 1B 1B		X FF 94 0-0 ③ G6-3		C FF 92 B CU 77 B CH 84 C CH 83 F FF 94 X FF 93 2-2 HR				3	1	2	1	0	0	0
24 Grady Sizemore, L (1, 7) OBP: 0.306, SLG: 0.369		C FF 93 X FF 92 0-1 13 FC5-6 1-2 1B			C FF 92 F SI 91 X CU 77 0-2 13 HR 3B	B FF 92 F FF 93 B SI 92 F SI 90 C FF 93 2-3 ③ K				3	1	2	0	0	1	0
13 Freddy Galvis, S (1, 4) OBP: 0.137, SLG: 0.149		X FF 93 0-0 ① FC5-6 4 G6-4-3 1-2f 2-3	C FF 94 X FF 93 0-1 3-H HR				B SI 94 F FF 94 B FF 94 X CH 87 2-1 4 G6-4-3 1B			3	1	2	2	0	0	2
4 Andrés Blanco, S (1, 5) OBP: 0.317, SLG: 0.436		B FF 92 B CH 84 X FF 93 2-0 ②③ G6-4-3 1-2f	L SI 92 F SI 93 S CU 78 0-3 ① K				F FF 93 X FF 93 0-1 ①② G6-4-3 1-2f			3	0	0	0	0	1	3
35 Cole Hamels, L (1, 1) OBP: 0.157, SLG: 0.176 53 Ken Giles, R (8, 1) 58 Jonathan Papelbon, R (9, 1)			X FF 92 0-0 ① F7		F FF 93 C FF 93 F FF 92 B CU 77 B FF 92 X FF 93 2-2 ② F8		X FF 94 0-0 ③ G4-3			3 0 0	0 0 0	0 0 0	0 0 0	0 0 0	0 0 0	0 0 0
Inning Stats	R: 0 E: 0 K: 0 S: 8 H: 0 LOB: 1 BB: 1 P: 13	R: 0 E: 0 K: 0 S: 8 H: 2 LOB: 1 BB: 0 P: 12	R: 0 E: 0 K: 0 S: 6 H: 0 LOB: 0 BB: 0 P: 9	R: 0 E: 0 K: 1 S: 7 H: 0 LOB: 0 BB: 0 P: 10	R: 2 E: 0 K: 1 S: 19 H: 3 LOB: 1 BB: 0 P: 22	R: 1 E: 0 K: 2 S: 14 H: 1 LOB: 0 BB: 0 P: 21	R: 0 E: 0 K: 0 S: 5 H: 1 LOB: 0 BB: 0 P: 7	R: 1 E: 1 K: 1 S: 9 H: 0 LOB: 0 BB: 0 P: 13		1B: 4 2B: 0 3B: 1 HR: 2 SF: 1 SAC: 0 DP: 2 HBP: 0					WP: 0 PB: 0 SB: 1 CS: 0 PA: 31	

	AB	29
	R	4
	H	7
	RBI	4
	BB	1
	SO	5
	LOB	9

PITCHER		IP	WLS	BF	H	R	ER	SO	BB	IBB	HBP	BLK	WP	HR	S	P	ERA	WHIP
47 Gio González, L ERA: 3.86	(1, 1)	6.0		24	6	3	3	4	1	0	0	0	0	2	62	87	4.50	1.167
22 Drew Storen, R ERA: 1.47	(7, 1)	1.0		3	1	0	0	0	0	0	0	0	0	0	5	7	0.00	1.000
36 Tyler Clippard, R ERA: 1.88	(8, 1)	1.0	L	4	0	1	0	1	0	0	0	0	0	0	9	13	0.00	0.000

PITCHER		IP	WLS	BF	H	R	ER	SO	BB	IBB	HBP	BLK	WP	HR	S	P	ERA	WHIP

Batter	1	2	3	4	5	6	7	8	9	AB	R	H	RBI	BB	SO	LOB
2 Denard Span, L (1, 8) OBP: 0.351, SLG: 0.407	C SI 91 X SI 91 0-1 6 2B 1B		B FC 89 L CH 80 F FC 89 B SL 79 F SI 91 B SI 92 F FC 89 X SL 78 3-2 28 1B 2B		B SL 77 C CH 82 C FC 89 B SL 78 X SI 92 2-2 HR		C FF 93 F FF 93 C FF 93 0-3 ③ K			4	3	3	1	0	1	0
6 Anthony Rendon, R (1, 5) OBP: 0.335, SLG: 0.459	C SI 91 X SI 92 0-1 25 G4-6-3 20 1B 1-H 2B		D SL 78 B FC 87 C FC 87 F SI 92 F CH 82 X FC 88 2-2 ① F9		C SL 79 C FC 89 B SI 92 F SI 92 B SL 80 X CH 82 2-2 ② G4-3			C SI 97 B SI 97 B SL 86 F SI 98 X SI 98 2-2 ① G1-3		4	1	1	1	0	0	1
28 Jayson Werth, R (1, 9) OBP: 0.380, SLG: 0.440	C SI 91 B SI 91 B SI 92 B CH 82 F CH 81 F SI 92 D SL 80 4-2 25 G4-6-3 BB		C SL 80 X SI 92 0-1 2-H 1B		B FC 87 C FC 88 C SI 91 B SL 81 X SL 81 2-2 ③ G6-3			B SI 98 B SI 98 B SI 98 C SI 97 C SI 98 S SI 98 3-3 ② K		3	0	1	1	1	1	0
25 Adam LaRoche, L (1, 3) OBP: 0.369, SLG: 0.450	B CH 81 C CH 81 C CH 82 F SL 78 B FC 88 B CH 83 X FC 89 3-2 ① ② G4-6-3 1-2f 2-3		S CH 83 S CH 83 B CH 84 C FC 90 1-3 ② K			B SL 78 X CH 82 1-0 ① F8 B SI 92 C FC 86 X SI 91 1-1 40 S 1B		B SL 86 B SI 97 B SI 97 C SI 96 F SI 98 F SI 98 X SI 98 3-2 ③ G4-3		4	0	0	0	0	1	3
20 Ian Desmond, R (1, 6) OBP: 0.309, SLG: 0.425	X SL 78 0-0 34 WP 3-H 1B		F FC 87 F SI 91 B SI 93 F CH 83 D SL 80 S SI 93 2-3 ③ K						C FF 99 C SL 88 B FF 100 X FF 101 1-2 40 1B 34 DI 1B	4	0	3	1	0	1	1
34 Bryce Harper, L (1, 7) OBP: 0.332, SLG: 0.384	B SL 78 X CH 82 1-0 ③ G4-3 1-2		T SL 79 F CH 82 X SL 77 0-2 ① G1-3 X SI 91 0-0 ② G5-3			S CH 83 B CH 84 1 SAFE 1 SAFE B FC 88 S CH 82 C FC 90 2-3 ② K F FC 88 B FC 88 X SI 92 1-1 ③ L8 1-2			C FF 98 B FF 98 B FF 97 S SL 87 F FF 98 F SL 89 X SL 88 2-2 ① F9 1-2 S SL 87 D SL 87 D FF 99 X FF 98 2-1 17 FC6-4 2-3 1B	4 4	0 0	0 1	0 0	0 0	1 1	3 1
40 Wilson Ramos, R (1, 2) OBP: 0.326, SLG: 0.414		C SI 90 B SI 91 F SI 91 B FC 88 B SL 80 X SI 92 3-2 ① G6-3								4	0	1	0	0	0	1
3 Asdrúbal Cabrera, S (1, 4) OBP: 0.314, SLG: 0.399		B SI 92 B CH 82 F FC 88 X FC 89 2-1 ② L9	C SL 78 B CH 83 X CH 82 1-1 ③ G4-3				X FF 93 0-0 ① F8		F FF 98 B FF 97 C SL 88 S SL 89 1-3 ② K	4	0	0	0	0	1	2
58 Doug Fister, L (1, 1) OBP: 0.079, SLG: 0.079 46 Matt Thornton, L (6, 1) 19 Kevin Frandsen, R (7, PH) OBP: 0.309, SLG: 0.326 48 Ross Detwiler, R (7, 1) 35 Craig Stammen, R (8, 1) OBP: 0.286, SLG: 0.429 17 Nate Schierholtz, L (9, PH) OBP: 0.238, SLG: 0.297		C SI 90 X SI 88 0-1 ③ G4-3			C SI 90 F FC 89 B SL 77 S SL 77 1-3 ① K		B FF 93 S FF 92 F FF 92 B FF 93 X FF 93 2-2 ② F9		S SL 88 X FF 98 0-1 ③ FC6-4 1-2f	2 0 1 0 0 1	0 0 0 0 0 0	0 0 0 0 0 0	0 0 0 0 0 0	1 0 0 0 0 0	0 0 0 0 0 2	0 0 0 0 0 0
Inning Stats	R: 2 E: 0 K: 0 S: 13 H: 3 LOB: 1 BB: 1 P: 21	R: 0 E: 0 K: 0 S: 7 H: 0 LOB: 0 BB: 0 P: 12	R: 1 E: 0 K: 2 S: 18 H: 2 LOB: 1 BB: 0 P: 26	R: 0 E: 0 K: 0 S: 6 H: 0 LOB: 0 BB: 0 P: 7	R: 1 E: 0 K: 1 S: 13 H: 1 LOB: 0 BB: 0 P: 20	R: 0 E: 0 K: 1 S: 8 H: 1 LOB: 1 BB: 0 P: 13	R: 0 E: 0 K: 1 S: 7 H: 0 LOB: 0 BB: 0 P: 9	R: 0 E: 0 K: 1 S: 11 H: 0 LOB: 0 BB: 0 P: 19	R: 0 E: 0 K: 1 S: 15 H: 2 LOB: 2 BB: 0 P: 21	1B: 6 2B: 2 3B: 0 HR: 1 SF: 0 SAC: 0 DP: 1 HBP: 0					WP: 1 PB: 0 SB: 1 CS: 0	PA: 36	

PITCHER		IP	WLS	BF	H	R	ER	SO	BB	IBB	HBP	BLK	WP	HR	S	P	ERA	WHIP
38 Kyle Kendrick, R ERA: 4.97	(1, 1)	6.0	W	25	7	4	4	4	1	0	0	0	1	1	65	99	6.00	1.333
59 Antonio Bastardo, L ERA: 4.39	(7, 1)	1.0	H	3	0	0	0	1	0	0	0	0	0	0	7	9	0.00	0.000
63 Jake Diekman, L ERA: 3.77	(8, 1)	1.0	H	3	0	0	0	1	0	0	0	0	0	0	11	19	0.00	0.000
53 Ken Giles, R ERA: 1.34	(9, 1)	1.0		5	2	0	0	1	0	0	0	0	0	0	15	21	0.00	2.000

PITCHER	IP	WLS	BF	H	R	ER	SO	BB	IBB	HBP	BLK	WP	HR	S	P	ERA	WHIP

TOP

Washington Nationals @ Philadelphia Phillies
Citizens Bank Park, Philadelphia, PA
Wed Aug 27 2014, 7:44 PM - 10:47 PM EDT
Att. 33,183 - Clear - 89 F

livebaseballscorecards.com

AB	35
R	4
H	9
RBI	4
BB	1
SO	7
LOB	13

Batter	1	2	3	4	5	6	7	8	9	AB	R	H	RBI	BB	SO	LOB
2 Ben Revere, L (1, 8) OBP: 0.330, SLG: 0.363	C SI 84 C SI 86 B SI 86 F SI 87 F SI 88 B FF 87 X SI 89 2-2 ① G6-3		C SI 86 B SI 87 B SI 87 X SI 88 2-1 ① G4-3		C SI 88 C SI 88 F SI 88 X SI 89 0-2 ② L8	B SI 91 C SI 90 F CH 81 H FF 89 2-2 11 BB HBP		D FF 93 L SI 94 B FF 92 X SI 93 2-1 6 1B 11 SH1-3 1-2 1B		4	0	1	0	0	0	0
11 Jimmy Rollins, S (1, 6) OBP: 0.324, SLG: 0.392	B SI 88 X FC 86 1-0 HR		B SI 87 C SI 88 C SI 89 B SI 88 B CU 73 F SI 89 B CH 80 4-2 6 WP BB		C CU 72 B CH 77 S CU 72 X FF 89 1-2 26 1B 1B	B FF 96 C FF 96 B FF 96 1 SAFE 1 SAFE B FF 96 B FF 96 4-1 1-2 BB		X FF 94 0-0 ① SH1-3 1-2 2-3		2	1	2	1	2	0	0
26 Chase Utley, L (1, 4) OBP: 0.348, SLG: 0.425	C SI 89 B SI 87 X SI 88 1-1 6 1B 6 E 1B		X SI 88 0-0 ② F8		1 SAFE 1 SAFE C CU 72 1 SAFE X CH 80 0-1 1-3 1B	F FF 97 S FF 96 F FF 96 F FF 96 X FC 88 0-2 ③ G4-3		I IN 74 I IN 81 I IN 80 I IN 81 4-0 6 1B IBB		4	1	2	0	1	0	3
6 Ryan Howard, L (1, 3) OBP: 0.312, SLG: 0.382	C SI 88 X SI 88 0-1 E8 1-H 1B		1 SAFE B FC 83 B SI 89 X CH 78 2-0 ③ G6-3 1-2		C SI 88 X FF 87 0-1 ③ G1-3		X SI 93 0-0 3 HR 1B	T FF 94 X FF 93 0-1 9 FC4-6 1-2 2-3 3-H 1B		5	1	3	1	0	0	3
3 Marlon Byrd, R (1, 9) OBP: 0.317, SLG: 0.468	F SI 90 X SI 88 0-1 ② L5			C SI 87 X SI 88 0-1 9 G3-6-3 1B		S CU 70 B FC 80 C SI 88 F SI 88 B CU 72 F CH 79 X SI 88 2-2 9 2B 1B	X SI 93 0-0 1-H HR	S FC 87 F SI 92 S SI 92 0-3 ② K		5	2	3	2	0	1	4
9 Domonic Brown, L (1, 7) OBP: 0.280, SLG: 0.337	C SI 88 B FF 87 B SI 89 C SI 88 S SI 89 2-3 ③ K			B SI 88 B CH 78 F SI 88 X CH 80 2-1 ① ② G3-6-3 1-2f		B SI 87 X SI 88 1-0 21 FC6-5 1-H 2B	S FF 93 F FF 92 B SI 92 F SL 79 S SI 93 1-3 ① K	B SI 92 B SI 92 S FC 87 X SI 93 2-1 ③ FC4-6 1-2f		5	0	1	1	0	2	5
21 Wil Nieves, R (1, 2) OBP: 0.298, SLG: 0.407		B FF 87 B SI 90 B SI 88 C FF 88 C SI 90 S SI 90 3-3 ① K		C SI 89 X FC 84 0-1 1B		B SI 88 B SI 88 L SI 88 F SI 87 F CU 73 X SI 89 2-2 ① FC6-5 24 HR 2-3	F SI 92 B FF 94 X FF 94 1-1 ② P3			4	1	1	0	0	1	1
25 Cody Asche, L (1, 5) OBP: 0.300, SLG: 0.380		B SI 90 C SI 90 X FF 88 1-1 ② G3-1		X SI 88 0-0 ③ P5		B SI 88 B CU 72 C CH 78 X SI 88 2-1 ② F7	B FF 94 C SI 92 F SI 93 F SI 94 S SL 81 1-3 ③ K2-3			4	0	0	0	0	1	2
38 Kyle Kendrick, R (1, 1) OBP: 0.089, SLG: 0.073 24 Grady Sizemore, L (6, PH) OBP: 0.308, SLG: 0.351 59 Antonio Bastardo, R (7, 1) 63 Jake Diekman, R (8, 1) 18 Darin Ruf, R (8, PH) OBP: 0.375, SLG: 0.491 53 Ken Giles, R (9, 1)		F SI 89 C SI 90 S SI 89 0-3 ③ K			B SI 87 C SI 88 C SI 88 B FC 84 X SI 88 2-2 ① G5-3	C CU 72 C CH 77 X CU 73 0-2 1-H HR		X FF 94 0-0 11 SH1-3 6 2 1B 1B		2 1 0 0 1	0 1 0 0 1	0 1 0 0 0	0 1 0 0 0	0 2 0 0 0	1 0 0 0 0	0 0 0 0 0
Inning Stats	R: 2 E: 1 K: 1 S: 15 H: 3 LOB: 1 BB: 0 P: 21	R: 0 E: 0 K: 2 S: 8 H: 0 LOB: 0 BB: 0 P: 12	R: 0 E: 0 K: 0 S: 7 H: 0 LOB: 1 BB: 1 P: 15	R: 0 E: 0 K: 0 S: 7 H: 2 LOB: 1 BB: 0 P: 9	R: 0 E: 0 K: 0 S: 14 H: 2 LOB: 2 BB: 0 P: 17	R: 3 E: 0 K: 0 S: 23 H: 3 LOB: 2 BB: 1 P: 36	R: 2 E: 0 K: 2 S: 12 H: 2 LOB: 0 BB: 0 P: 15	R: 1 E: 0 K: 1 S: 11 H: 3 LOB: 3 BB: 1 P: 19		1B: 11 2B: 1 3B: 0 HR: 3 SF: 0 SAC: 1 DP: 1 HBP: 1						

PITCHER		IP	WLS	BF	H	R	ER	SO	BB	IBB	HBP	BLK	WP	HR	S	P	ERA	WHIP
58 Doug Fister, R ERA: 2.55	(1, 1)	5.2	L	28	10	5	4	3	1	0	1	0	1	2	68	100	6.35	1.941
46 Matt Thornton, L ERA: 1.95	(6, 1)	0.1		2	0	0	0	0	1	0	0	0	0	0	6	10	0.00	3.000
48 Ross Detwiler, L ERA: 4.07	(7, 1)	1.1		10	5	3	3	2	0	1	0	0	0	1	18	27	20.25	3.750
35 Craig Stammen, R ERA: 3.53	(8, 1)	0.2		2	0	0	0	1	0	0	0	0	0	0	5	7	0.00	0.000

PITCHER	IP	WLS	BF	H	R	ER	SO	BB	IBB	HBP	BLK	WP	HR	S	P	ERA	WHIP

BOTTOM

Washington Nationals @ Philadelphia Phillies
Citizens Bank Park, Philadelphia, PA
Wed Aug 27 2014, 7:44 PM - 10:47 PM EDT
Att. 33,183 - Clear - 89 F

livebaseballscorecards.com

AB	37
R	8
H	15
RBI	7
BB	3
SO	6
LOB	18

WP: 1 PA: 42
PB: 0
SB: 0
CS: 0

Batter	1	2	3	4	5	6	7	8	9	AB	R	H	RBI	BB	SO	LOB
2 Ben Revere, L (1, 8) OBP: 0.327, SLG: 0.360	B FF 93 C FF 93 F SI 94 B CU 79 X FF 96 2-2 ① G1-3		C CU 80 X CH 84 0-1 ③ G4-3			B FF 93 C FF 93 F CU 80 X SI 94 1-2 ① G4-3		C FF 96 B SI 96 C SI 97 B FF 98 B SI 97 F SI 98 X SI 97 3-2 ① L7		4	0	0	0	0	0	1
11 Jimmy Rollins, S (1, 6) OBP: 0.322, SLG: 0.389	C FF 95 B FF 94 B SI 96 F FF 94 S FF 96 1-3 ② K			C CU 79 B SI 93 F FF 94 X FF 95 1-2 ① G1-3		X SI 94 0-0 ② L8		C SI 97 X SI 97 0-1 ② G3		4	0	0	0	0	1	0
26 Chase Utley, L (1, 4) OBP: 0.349, SLG: 0.426	C SI 95 F FF 94 B SI 96 F CU 81 B CH 87 F FF 96 X FF 94 2-2 ③ F8			C CU 80 S CH 87 X FF 96 0-2 ② L8		B SI 94 C FF 93 X SL 87 1-1 1B		C FF 97 C SI 98 X FF 98 0-2 1B		4	0	2	0	0	0	0
6 Ryan Howard, L (1, 3) OBP: 0.310, SLG: 0.378		B FF 92 B SI 92 F FF 93 X FF 94 2-1 ① G4-3		B FF 94 S CU 82 S CU 81 B FF 95 X CU 81 2-2 ③ F9		C FF 93 B FF 94 1 SAFE S CH 85 C FF 96 1-3 ③ K		F FF 97 X SI 97 0-1 ③ L7		4	0	0	0	0	1	2
3 Marlon Byrd, R (1, 9) OBP: 0.319, SLG: 0.468		B FF 94 S FF 94 S FF 94 B CU 79 S FF 95 2-3 ② K			B FF 92 B FF 91 B CH 85 C FF 93 B FF 91 4-1 55 FC5 24 1B BB		F FF 92 C FF 93 F FF 96 X FF 92 0-2 24 E 25 1B 1B		C FF 95 S SI 91 S FC 95 0-3 ① K	3	1	1	0	1	2	0
24 Grady Sizemore, L (1, 7) OBP: 0.307, SLG: 0.380		C SI 94 B SI 94 S CH 86 X FF 96 1-2 ③ G4-3			B SI 93 X SI 93 1-0 55 FC5 **1-2** 1B		C CU 78 B FF 94 B FF 93 F FF 95 B FF 94 F FF 94 X SI 94 3-2 FC3 25 1B **1-2**		C CU 81 B SI 92 F FF 93 B FF 96 X CU 82 2-2 E4 25 DI	4	0	1	0	0	0	1
51 Carlos Ruiz, R (1, 2) OBP: 0.356, SLG: 0.369			F FF 92 C SL 86 B SL 88 F CU 80 X SI 94 1-2 ① G5-3		C SL 86 C FF 94 S CU 79 0-3 ① K	X FF 91 0-0 ① B2		B FF 95 C SL 86 B FF 95 B FF 95 C FF 94 C FC 94 3-3 ② K		4	0	0	0	0	2	5
25 Cody Asche, L (1, 5) OBP: 0.302, SLG: 0.379			C CU 80 B SI 94 C FF 94 F SI 94 F FF 94 B CU 80 B FF 95 B FF 94 4-2 55 SH1-4 BB		B FF 93 C CU 80 2 SAFE B FF 94 F FF 93 S FF 96 2-3 ② K	X SI 93 0-0 9 G1-6-3 **1-2** **2-H** 1B		B CU 81 C FF 94 C FC 94 B CU 78 B SL 87 F SL 84 T FF 94 3-2 ③ K **1-2**		3	0	1	1	1	2	3
55 David Buchanan, R (1, 1) OBP: 0.148, SLG: 0.042 9 Domonic Brown, L (7, PH) OBP: 0.279, SLG: 0.336 63 Jake Diekman, R (7, 1) 30 Justin De Fratus, S (7, 1) 43 Mario Hollands, L (8, 1)			X FF 92 0-0 ② SH1-4 **1-2**		B SL 87 C FF 93 X CU 80 1-1 ③ FC5 **1-2** **2-3f**	B SI 92 X CU 80 1-0 ②③ G1-6-3 **1-2f**				1 1 0 0 0	0 0 0 0 0	0 0 0 0 0	0 0 0 0 0	0 0 0 0 0	0 0 0 0 0	2 2 0 0 0
Inning Stats	R: 0 E: 0 K: 1 S: 11 H: 0 LOB: 0 BB: 0 P: 16	R: 0 E: 0 K: 1 S: 8 H: 0 LOB: 0 BB: 0 P: 13	R: 0 E: 0 K: 0 S: 11 H: 0 LOB: 1 BB: 1 P: 16	R: 0 E: 0 K: 0 S: 9 H: 0 LOB: 0 BB: 0 P: 12	R: 0 E: 0 K: 2 S: 10 H: 1 LOB: 2 BB: 1 P: 18	R: 0 E: 0 K: 1 S: 9 H: 1 LOB: 1 BB: 0 P: 12	R: 1 E: 1 K: 0 S: 12 H: 2 LOB: 1 BB: 0 P: 16	R: 0 E: 0 K: 0 S: 11 H: 1 LOB: 1 BB: 0 P: 14	R: 0 E: 1 K: 3 S: 13 H: 0 LOB: 1 BB: 0 P: 21	1B: 5 2B: 0 3B: 0 HR: 0 SF: 0 SAC: 1 DP: 1 HBP: 0						

PITCHER		IP	WLS	BF	H	R	ER	SO	BB	IBB	HBP	BLK	WP	HR	S	P	ERA	WHIP
48 Jacob deGrom, R ERA: 2.94	(1, 1)	7.0	W	27	4	1	0	5	2	0	0	0	0	0	70	103	0.00	0.857
27 Jeurys Familia, R ERA: 1.9	(8, 1)	1.0	H	4	1	0	0	0	0	0	0	0	0	0	11	14	0.00	1.000
58 Jenrry Mejia, R ERA: 3.89	(9, 1)	1.0	S	4	0	0	0	3	0	0	0	0	0	0	13	21	0.00	0.000

PITCHER	IP	WLS	BF	H	R	ER	SO	BB	IBB	HBP	BLK	WP	HR	S	P	ERA	WHIP

TOP

Philadelphia Phillies @ New York Mets

Citi Field, Flushing, NY

Fri Aug 29 2014, 7:12 PM - 9:41 PM EDT

Att. 25,250 - Partly Cloudy - 71 F

livebaseballscorecards.com

AB	32
R	1
H	5
RBI	1
BB	2
SO	8
LOB	16

PA:	35
WP:	0
PB:	0
SB:	0
CS:	0

BOTTOM

Philadelphia Phillies @ New York Mets

Citi Field, Flushing, NY

Fri Aug 29 2014, 7:12 PM - 9:41 PM EDT

Att. 25,250 - Partly Cloudy - 71 F

livebaseballscorecards.com

Batter	1	2	3	4	5	6	7	8	9	AB	R	H	RBI	BB	SO	LOB
12 Juan Lagares, R (1, 8) OBP: 0.315, SLG: 0.387	C FF 89 X SI 89 0-1 3 FC3-6 1B	C FF 92 F FF 91 B CH 82 B FF 93 F FF 91 X CH 82 2-2 ③ G5-3	B SI 90 B CH 81 F FF 90 C CU 78 F FF 92 F FF 91 X CH 82 2-2 ③ G6-3	B SL 83 B FF 91 X FF 92 2-0 E7 3 S 1-3 2-H 3-H	4	0	1	0	0	0	2
3 Curtis Granderson, L (1, 9) OBP: 0.319, SLG: 0.364	X SI 90 0-0 ① FC3-6 1-2f	C SI 88 B FF 88 F SI 90 S CH 81 1-3 ① K	B FF 89 X FC 89 1-0 ① P6	C SL 81 S SL 81 B FF 92 B SL 83 X CH 85 2-2 ③ G4-3 1-2 3-H	4	0	0	0	0	1	2
5 David Wright, R (1, 5) OBP: 0.321, SLG: 0.364	C SI 89 F CH 80 S FC 89 0-3 ② K	X SI 90 0-0 21 G1-3 7 1B 1B	F FC 90 X CU 78 0-1 ② G5-3	C FF 92 S SL 83 S FF 92 0-3 ① K	4	1	1	0	0	2	1
21 Lucas Duda, L (1, 3) OBP: 0.346, SLG: 0.492	C CH 80 B SI 90 X FC 90 1-1 ③ F7	X SI 90 0-0 ② G1-3 1-2	B CU 76 X CH 82 1-0 ③ G6-3	B FF 92 B FF 92 X FF 93 2-0 ② P5	4	0	0	0	0	0	2
7 Travis d'Arnaud, R (1, 2) OBP: 0.292, SLG: 0.397	B SI 89 X FC 89 1-0 ① L6	C FF 91 X SI 91 0-1 2-H 1B	F SI 97 B SI 96 F SI 97 B SL 85 X SI 98 2-2 ① F9	C CH 84 X FF 93 0-1 ③ G6-3	4	0	1	1	0	0	0
6 Matthew den Dekker, L (1, 7) OBP: 0.286, SLG: 0.233	B FF 90 B SI 89 B FF 90 B SI 89 4-0 2 G6-3 BB	C CH 81 B FF 90 X SI 90 1-1 ③ F7	C SL 84 S SL 85 B SL 85 B SL 85 B SI 98 B SI 98 4-2 29 BB 4 S 12 E BB	1	1	0	0	2	0	1
2 Dilson Herrera, R (1, 4)	X FF 89 0-0 ②③ G6-3 1-2f	C FC 88 B SI 90 F CH 80 F FF 90 B FF 91 S CH 81 2-3 ① K	C SI 98 F SI 96 B SL 85 B SI 98 X SI 97 2-2 ② L4	3	0	0	0	0	1	2
4 Wilmer Flores, R (1, 6) OBP: 0.260, SLG: 0.304	B FC 88 B CH 80 C FF 90 X SI 90 2-1 ① L9	C CU 78 B CU 78 B FF 91 B FC 89 X SI 91 3-1 2B	1 SAFE C SI 98 H SL 86 1-1 29 BB 12 E 1-2 HBP	2	1	1	0	0	0	0
48 Jacob deGrom, L (1, 1) OBP: 0.282, SLG: 0.316 29 Eric Campbell, R (7, PH) OBP: 0.345, SLG: 0.400 27 Jeurys Familia, R (8, 1) OBP: 0.667, SLG: 0.667 58 Jenrry Mejia, R (9, 1)	B FC 90 X SI 90 1-0 ② G4-3	X CH 81 0-0 ② F8	B SI 97 B SI 96 C SI 97 B SI 98 S SL 87 B SI 98 4-2 12 E 3 S 1-2 2-3 BB	2 0 0 0 0 0 1 0 1 0 0 1 0 0 0 0 0 0 0 0 0 0 0 0 0 0 0 0							
Inning Stats	R: 0 E: 0 K: 1 S: 8 H: 1 LOB: 1 BB: 0 P: 9	R: 0 E: 0 K: 0 S: 2 H: 0 LOB: 0 BB: 1 P: 7	R: 0 E: 0 K: 0 S: 7 H: 0 LOB: 0 BB: 0 P: 12	R: 1 E: 0 K: 1 S: 9 H: 2 LOB: 1 BB: 0 P: 11	R: 0 E: 0 K: 1 S: 12 H: 1 LOB: 1 BB: 0 P: 19	R: 0 E: 0 K: 0 S: 4 H: 0 LOB: 0 BB: 0 P: 6	R: 3 E: 1 K: 0 S: 15 H: 0 LOB: 1 BB: 2 P: 32	R: 0 E: 0 K: 1 S: 6 H: 0 LOB: 0 BB: 0 P: 8		1B: 3 2B: 1 3B: 0 HR: 0 SF: 0 SAC: 0 DP: 1 HBP: 1				

	AB	28
	R	4
	H	4
	RBI	1
	BB	3
	SO	4
	LOB	11

WP: 0 PB: 0 SB: 3 CS: 0 PA: 32

PITCHER		IP	WLS	BF	H	R	ER	SO	BB	IBB	HBP	BLK	WP	HR	S	P	ERA	WHIP
55 David Buchanan, R ERA: 4.03	(1, 1)	6.0		22	4	1	1	3	1	0	0	0	0	0	42	64	1.50	0.833
63 Jake Diekman, L ERA: 3.73	(7, 1)	0.2	L	5	0	3	0	0	2	0	1	0	0	0	11	24	0.00	3.000
30 Justin De Fratus, R ERA: 2.7	(7, 1)	0.2		3	0	0	0	1	0	0	0	0	0	0	7	11	0.00	0.000
43 Mario Hollands, L ERA: 4.27	(8, 1)	0.2		2	0	0	0	0	0	0	0	0	0	0	3	5	0.00	0.000

PITCHER		IP	WLS	BF	H	R	ER	SO	BB	IBB	HBP	BLK	WP	HR	S	P	ERA	WHIP

Philadelphia Phillies @ New York Mets

Citi Field, Flushing, NY

Sat Aug 30 2014, 7:11 PM - 10:08 PM EDT

Att. 28,053 - Cloudy - 74 F

TOP

livebaseballscorecards.com

Batter	1	2	3	4	5	6	7	8	9	AB	R	H	RBI	BB	SO	LOB
2 Ben Revere, L (1, 8) OBP: 0.326, SLG: 0.358	B SI 87 C FF 88 X FF 88 1-1 G6-3		C FF 90 F CH 82 F FF 91 B SI 89 D SL 84 X CH 82 2-2 G1-3			C FF 88 F FF 88 B FF 89 X SI 88 1-2 26 1B 11 1B 6 1B 1B C CU 75 X CH 81 0-1 G4-3		B CU 73 F SI 92 B SI 91 B SI 89 F FF 90 X FF 92 3-2 G4-6-3 1-2f		5	1	1	0	0	0	5
11 Jimmy Rollins, S (1, 6) OBP: 0.324, SLG: 0.392	B FF 89 B FF 89 C SI 86 F FF 89 X SL 86 2-2 P4			C FF 88 F SI 87 B FF 90 X FF 90 1-2 F9		1 SAFE 1 SAFE L SL 79 X SL 78 0-1 26 1B 6 1B 1-2 1B	X SI 89 0-0 2B		C SI 88 B FS 78 B FF 89 B SI 89 F FF 90 F FF 90 B SL 80 4-2 26 G6-3 26 S 6 SF7 BB	4	2	2	0	1	0	0
26 Chase Utley, L (1, 4) OBP: 0.348, SLG: 0.423	B SI 87 X SI 86 1-0 F8			C SL 84 F FF 90 B FF 92 X SI 88 1-2 F9		C SI 86 T SI 86 X SI 87 0-2 6 1B 9 1B 1-2 2-3 1B	B SI 91 X SL 85 1-0 P5		C SI 89 B CU 73 S FS 80 X SI 91 1-2 G6-3 1-3	5	1	1	0	0	0	2
6 Ryan Howard, L (1, 3) OBP: 0.309, SLG: 0.377		X SI 87 0-0 G6-3		C SI 88 X SI 88 0-1 F7		X FF 89 0-0 9 1B 51 1B 1-3 2-H 3-H 1B	C SL 84 S SL 84 S SL 84 0-3 K		F FF 91 C CU 74 B FF 92 X FF 92 1-2 SF7 3-H	4	1	1	3	0	1	1
3 Marlon Byrd, R (1, 9) OBP: 0.319, SLG: 0.472		B FF 89 F FF 89 F CH 81 X SI 87 1-2 G6-3			B SI 86 X SI 86 1-0 HR	F SI 86 B SI 85 F SI 85 S SL 79 1-3 K	I IN 73 I IN 75 I IN 73 I IN 74 4-0 IBB		B SI 89 S FS 80 F FF 91 B SI 91 F FS 80 S FF 91 2-3 K	4	1	1	1	1	2	2
9 Domonic Brown, L (1, 7) OBP: 0.279, SLG: 0.335		B FF 90 X SI 88 1-0 P5			S FF 88 B FF 89 B SI 87 F SI 86 F FF 89 S FF 90 2-3 K	F SI 87 B CH 81 B SI 87 C CH 81 X SI 86 2-2 51 1B 25 1B 1-2 3-H 1B	C SL 82 C SL 82 D SL 83 D SL 83 S SL 83 2-3 K			4	1	1	1	0	2	2
51 Carlos Ruiz, R (1, 2) OBP: 0.357, SLG: 0.373			B FF 87 X FF 87 1-0 F9		B SL 82 X SL 80 1-0 G5-3	B SI 88 X SI 86 1-0 25 1B 1-3 2-H 1B		C SL 78 F FF 88 X CU 74 0-2 2B		4	0	2	1	0	0	0
25 Cody Asche, L (1, 5) OBP: 0.307, SLG: 0.386			C SI 87 X SI 87 0-1 31 G3 2B		F FF 89 F FF 89 B FF 90 F SI 89 B SI 90 B SI 87 X SI 88 3-2 1B	B SI 90 F SI 90 F SI 91 B SI 92 X SI 91 2-2 31 SH2-3 1-3 3-H 1B		C SL 78 C CU 74 S FF 92 0-3 K		4	0	3	1	0	1	1
31 Jerome Williams, R (1, 1) 30 Justin De Fratus, S (7, 1) 59 Antonio Bastardo, R (7, 1) 24 Grady Sizemore, L (8, PH) OBP: 0.309, SLG: 0.360 53 Ken Giles, R (8, 1) 58 Jonathan Papelbon, R (9, 1)			C SI 86 B SI 88 X FF 89 1-1 G3 2-3		F SI 84 C SI 85 X SI 85 0-2 G4-3	X SL 83 0-0 SH2-3 1-2		C CU 74 B FF 91 B FF 92 B FF 92 F SI 92 B CU 77 4-2 2 G4-6-3 BB		2 0 0 0 0 0 2 0 0 0 0 0 0 0 0 0 0 0 0 0 0 0 0 0 0 1 0 0 0 0 0 0 0 0 0 0 0 0 0 0 0 0						

	AB	36
	R	7
	H	12
	RBI	7
	BB	3
	SO	6
	LOB	15

Inning Stats																								
	R: 0	H: 0	R: 0	H: 0	R: 0	H: 1	R: 0	H: 0	R: 1	H: 2	R: 5	H: 7	R: 0	H: 1	R: 0	H: 1	R: 1	H: 0	1B: 8	SF: 1	WP: 0	PA: 41		
	E: 0	LOB: 0	E: 0	LOB: 0	E: 0	LOB: 1	E: 0	LOB: 0	E: 0	LOB: 1	E: 0	LOB: 2	E: 0	LOB: 1	E: 0	LOB: 1	E: 0	LOB: 0	2B: 3	SAC: 1	PB: 0			
	K: 0	BB: 0	K: 0	BB: 0	K: 0	BB: 0	K: 0	BB: 0	K: 1	BB: 0	K: 1	BB: 1	K: 2	BB: 1	K: 1	BB: 1	K: 1	BB: 1	3B: 0	DP: 1	SB: 1			
	S: 6	P: 10	S: 5	P: 7	S: 9	P: 13	S: 8	P: 10	S: 13	P: 20	S: 22	P: 29	S: 8	P: 15	S: 11	P: 18	S: 13	P: 21	HR: 1	HBP: 0	CS: 0			

PITCHER		IP	WLS	BF	H	R	ER	SO	BB	IBB	HBP	BLK	WP	HR	S	P	ERA	WHIP
40 Bartolo Colon, R ERA: 4.01	(1, 1)	5.1	L	25	9	6	6	2	0	0	0	0	0	1	57	81	10.12	1.688
44 Buddy Carlyle, R ERA: 1.23	(6, 1)	0.2		3	1	0	0	0	0	0	0	0	0	0	6	8	0.00	1.500
61 Dana Eveland, L ERA: 2.84	(7, 1)	1.0		5	1	0	0	2	0	1	0	0	0	0	8	15	0.00	1.000
16 Daisuke Matsuzaka, R ERA: 4.21	(8, 1)	2.0		8	1	1	1	2	2	0	0	0	0	0	24	39	4.50	1.500

PITCHER		IP	WLS	BF	H	R	ER	SO	BB	IBB	HBP	BLK	WP	HR	S	P	ERA	WHIP

BOTTOM

Batter	1	2	3	4	5	6	7	8	9	AB	R	H	RBI	BB	SO	LOB
12 Juan Lagares, R (1, 8) OBP: 0.314, SLG: 0.384	C SI 91 X FC 89 0-1 ① G4-3		C SI 91 B CH 85 S SI 91 B FF 91 S CH 87 2-3 ② K			B SI 91 C SI 90 B CH 84 X FF 91 2-1 ① G6-3	B FF 93 B FF 92 B FF 92 B FF 92 4-0 1-2 2-3 3-H BB			3	0	0	1	1	1	0
3 Curtis Granderson, L (1, 9) OBP: 0.317, SLG: 0.361 16 Daisuke Matsuzaka, R (8, 1) OBP: 0.250, SLG: 0.182	C SI 92 B CH 86 B SI 92 X SI 93 2-1 ② L4		X SI 92 0-0 ③ G3			C SI 91 F FC 90 X SI 92 0-2 ② F7	C FF 92 F SL 84 F FF 93 F FF 93 S CH 85 0-3 ③ K			4 0	0 0	0 0	0 0	0 0	1 0	3 0
5 David Wright, R (1, 5) OBP: 0.322, SLG: 0.363	B FF 91 C FC 91 S FC 90 B SI 93 F SI 93 B FF 91 B SI 92 4-2 BB			C FC 87 F FF 91 B FF 91 B CH 86 F CH 86 B FF 92 B FF 90 4-2 21 3-6-3-4 BB		B SI 91 C FC 88 C SL 79 C SL 82 1-3 ③ K		C SL 87 F FF 98 B FF 98 B FF 97 S FF 98 2-3 ① K		2	0	0	0	2	2	0
21 Lucas Duda, L (1, 3) OBP: 0.345, SLG: 0.489	B SI 91 B CH 84 C FF 90 B CH 85 1 SAFE X SI 90 3-1 ③ F8			C FC 89 X FF 89 0-1 ① ② G3-6-3-4 1-2f			F FF 88 B SL 80 B SI 92 B CH 84 X SI 91 3-1 2 1B 6 1B 4 1B 1B	C FF 97 X FF 97 0-1 ② F7		4	1	1	0	0	0	2
7 Travis d'Arnaud, R (1, 2) OBP: 0.289, SLG: 0.393		F SI 89 X SI 91 0-1 ① P4		C FF 90 F FF 91 F FC 89 F CH 86 X CH 86 0-2 ③ F8			B SI 91 F FF 88 X SI 91 1-1 ① F9	X SL 89 0-0 ③ P6		4	0	0	0	0	0	1
6 Matthew den Dekker, L (1, 7) OBP: 0.294, SLG: 0.244		B SI 92 C FC 88 B SI 92 C SI 92 X SL 84 2-2 1B			B SI 90 B SI 90 B SI 88 C FF 88 X CH 85 3-2 ① G4-3		F SI 91 C SI 90 B SI 90 B CH 83 X FF 89 2-2 4 1B 2 1B 12 BB 1-2 1B		C FF 88 B FF 89 B FS 87 C FF 88 F FF 89 X FF 89 2-2 ① G5-3	4	1	2	0	0	0	0
2 Dilson Herrera, R (1, 4) OBP: 0.286, SLG: 0.167		D SI 91 X FF 90 1-0 ② F9			C SI 91 B CH 85 B SI 91 C FC 89 F FF 93 B SI 90 F FC 88 B SI 92 4-2 4 FC6-4 BB		C FC 89 X FF 89 0-1 12 BB 4 1B 1-2 2-3 1B		C FF 90 C SL 78 F FF 90 B FF 90 C FF 91 1-3 ② K	3	0	1	0	1	1	1
4 Wilmer Flores, R (1, 6) OBP: 0.260, SLG: 0.303		C SI 90 F FF 90 B FF 89 F SI 92 X CH 84 1-2 ③ G4-3			C SI 88 1 SAFE X SI 88 0-1 ② FC6-4 40 FC6 1-2f		C FF 91 S FF 92 D SL 82 X FF 93 1-2 12 BB 1-2 2-3 3-H 1B		B FF 90 B FF 90 C FF 89 F FF 89 X SL 78 2-2 ③ G5-3	4	0	1	1	0	0	2
40 Bartolo Colon, R (1, 1) OBP: 0.038, SLG: 0.058 44 Buddy Carlyle, L (6, 1) OBP: 1.000, SLG: 1.000 61 Dana Eveland, L (7, 1) 9 Kirk Nieuwenhuis, L (7, PH) OBP: 0.318, SLG: 0.447 (8, 9)			C FF 90 C SI 91 C FF 90 0-3 ① K		X FF 90 0-0 ③ FC6 1-2f		F SL 82 F SI 92 B CH 85 B SL 83 S SL 82 2-3 ② K			2 0 0 1	0 0 0 0	0 0 0 0	0 0 0 0	1 0 0 0	1 0 0 1	1 0 0 3

Inning Stats	1	2	3	4	5	6	7	8	9
	R: 0 E: 0 K: 0 S: 9 H: 0 LOB: 1 BB: 1 P: 18	R: 0 E: 0 K: 0 S: 10 H: 1 LOB: 1 BB: 0 P: 14	R: 0 E: 0 K: 2 S: 7 H: 0 LOB: 0 BB: 0 P: 9	R: 0 E: 0 K: 0 S: 10 H: 0 LOB: 0 BB: 1 P: 14	R: 0 E: 0 K: 0 S: 10 H: 0 LOB: 1 BB: 1 P: 17	R: 0 E: 0 K: 1 S: 8 H: 0 LOB: 0 BB: 0 P: 11	R: 2 E: 0 K: 2 S: 20 H: 4 LOB: 3 BB: 1 P: 33	R: 0 E: 0 K: 1 S: 6 H: 0 LOB: 0 BB: 0 P: 8	R: 0 E: 0 K: 1 S: 11 H: 0 LOB: 0 BB: 0 P: 16

1B: 5	SF: 0	WP: 0	PA: 35
2B: 0	SAC: 0	PB: 0	
3B: 0	DP: 1	SB: 0	
HR: 0	HBP: 0	CS: 0	

PITCHER		IP	WLS	BF	H	R	ER	SO	BB	IBB	HBP	BLK	WP	HR	S	P	ERA	WHIP
31 Jerome Williams, R ERA: 5.23	(1, 1)	6.1	W	25	4	2	2	3	3	0	0	0	0	0	63	98	2.84	1.105
30 Justin De Fratus, R ERA: 2.68	(7, 1)	0.1		3	1	0	0	1	1	0	0	0	0	0	6	13	0.00	6.000
59 Antonio Bastardo, L ERA: 4.37	(7, 1)	0.1	H	1	0	0	0	1	0	0	0	0	0	0	5	5	0.00	0.000
53 Ken Giles, R ERA: 1.3	(8, 1)	1.0		3	0	0	0	1	0	0	0	0	0	0	6	8	0.00	0.000
58 Jonathan Papelbon, R ERA: 1.57	(9, 1)	1.0		3	0	0	0	1	0	0	0	0	0	0	11	16	0.00	0.000

PITCHER	IP	WLS	BF	H	R	ER	SO	BB	IBB	HBP	BLK	WP	HR	S	P	ERA	WHIP

Philadelphia Phillies @ New York Mets

Citi Field, Flushing, NY

Sat Aug 30 2014, 7:11 PM - 10:08 PM EDT

Att. 28,053 - Cloudy - 74 F

livebaseballscorecards.com

AB	31
R	2
H	5
RBI	2
BB	4
SO	7
LOB	13

Philadelphia Phillies @ New York Mets

Citi Field, Flushing, NY

Sun Aug 31 2014, 1:12 PM - 4:25 PM EDT

Att. 27,159 - Partly Cloudy - 87 F

TOP

livebaseballscorecards.com

Batter	1	2	3	4	5	6	7	8	9	AB	R	H	RBI	BB	SO	LOB
2 Ben Revere, L (1, 8) OBP: 0.327, SLG: 0.358	B FF 86 C SI 88 F SI 89 X KC 74 1-2 ① G3		C SI 90 F CH 83 B FF 90 B FF 90 B FF 91 F CH 83 X FF 91 3-2 ③ G6-3		C FF 89 C SI 89 X CH 83 0-2 11 E 11 S 1B		B SI 90 C SI 91 B SL 84 B SL 84 C SI 92 X SI 92 3-2 11 E 11 1B 1-2 1B	C SI 96 D SI 96 S SL 87 X FF 98 1-2 ③ FC6-4 1-2f		5	0	2	0	0	0	1
30 Justin De Fratus, S (8, 1)										0	0	0	0	0	0	0
11 Jimmy Rollins, S (1, 6) OBP: 0.326, SLG: 0.394	B SI 89 C KC 74 X SI 90 1-1 ② P5			C CH 81 B CH 82 B SL 86 F SI 90 X KC 73 2-2 26 G4-3 6 2B 1B	C SI 90 1 SAFE C KC 74 S KC 77 0-3 ③ K 1-3		C SI 92 D CH 85 X CH 84 1-1 E2 1-3 2-H 1B		L FF 94 X SI 91 0-1 6 G4-6-3 26 HBP 24 1B 1B	5	2	3	1	0	1	1
26 Chase Utley, L (1, 4) OBP: 0.347, SLG: 0.420	C FF 89 B FF 89 F SI 89 S SL 85 1-3 ③ K			1 SAFE B KC 73 1 SAFE B CH 80 1 SAFE X SI 90 2-0 ① G4-3 1-2		C CH 81 X SI 90 0-1 ① L9	B SL 84 F SL 86 X SL 83 1-1 ① P6		C SI 91 F SI 91 H SL 88 1-2 6 G4-6-3 HBP 1-2	4	0	0	0	0	1	3
6 Ryan Howard, L (1, 3) OBP: 0.309, SLG: 0.386		C CH 81 F FF 88 S FF 90 0-3 ① K		X FF 90 0-0 9 1B 2-H 2B		B KC 73 F KC 73 F FF 91 B FF 90 X KC 73 2-2 HR	B SL 84 S SL 83 F SI 91 F SL 83 F SL 83 F SL 84 C SL 83 1-3 ② K		B FF 95 F FF 94 B SI 93 X FF 95 2-1 ① ② G4-6-3 1-2f 2-3	5	1	2	2	0	2	4
24 Grady Sizemore, L (1, 9) OBP: 0.313, SLG: 0.379 (8, 8)		B FF 88 C SI 90 F CH 83 B SI 90 F FF 90 F KC 75 S CH 84 2-3 ② K		B KC 75 B FF 89 D CH 83 B SI 90 4-0 9 1B BB		C CH 82 B CH 82 B FF 91 B SI 90 B SI 90 4-1 9 1B BB	C SL 83 C SL 82 F SL 83 B SL 83 B SI 93 S SL 83 2-3 ③ K		D CU 82 B CU 79 C FF 95 C FF 95 X SI 91 2-2 3-H 1B	3	0	1	1	2	2	2
9 Domonic Brown, L (1, 7) OBP: 0.285, SLG: 0.350		B FF 90 B FF 89 X SI 90 2-0 2B		C KC 72 X SI 91 0-1 21 G6-4-3 1-2 2-3 1B		C KC 74 X KC 74 0-1 1-3 1B		F FF 96 B SI 97 B SI 97 X SI 98 2-1 HR	B FF 95 X FF 95 1-0 ③ G6-3	5	1	4	1	0	0	1
21 Wil Nieves, R (1, 2) OBP: 0.289, SLG: 0.394		C KC 74 D KC 75 F SL 81 F FF 91 S CH 83 1-3 ③ K		B SL 82 B SL 82 X SI 91 2-0 ② ③ G6-4-3 1-2f		C CH 82 F SI 90 F CH 83 S CH 84 0-3 ② K		C SL 86 F SI 96 S SL 88 0-3 ① K		3	0	0	0	0	2	6
3 Marlon Byrd, R (8, PH) OBP: 0.319, SLG: 0.471 (8, 9)										1	0	0	0	0	1	0
25 Cody Asche, L (1, 5) OBP: 0.304, SLG: 0.382			B FF 87 X CH 82 1-0 ① F9		B SI 88 X SI 89 1-0 ① F7	C KC 74 X KC 76 0-1 ③ F8		X SI 96 0-0 ② G4-3		4	0	0	0	0	0	2
34 A.J. Burnett, R (1, 1) OBP: 0.161, SLG: 0.167			C FF 88 B SI 89 S SL 81 C SI 90 1-3 ② K		B FF 89 C SI 88 X SI 89 1-1 ② F9		B SI 88 B SI 89 B FF 87 B SI 88 4-0 2 1B 11 1B BB	B SL 87 B SI 96 B FF 96 B FF 95 4-0 2 FC6-4 BB		2	0	0	0	0	1	0
13 Freddy Galvis, S (7, PH) OBP: 0.154, SLG: 0.149										0	1	0	0	1	0	0
59 Antonio Bastardo, R (7, 1)										0	0	0	0	0	0	0
51 Carlos Ruiz, R (8, PH) OBP: 0.359, SLG: 0.373 (8, 2)										0	0	0	0	1	0	0
Inning Stats	R: 0 E: 0 K: 1 S: 8 H: 0 LOB: 0 BB: 0 P: 11	R: 0 E: 0 K: 3 S: 13 H: 1 LOB: 1 BB: 0 P: 18	R: 0 E: 0 K: 1 S: 8 H: 0 LOB: 0 BB: 0 P: 13	R: 1 E: 0 K: 0 S: 8 H: 3 LOB: 2 BB: 1 P: 18	R: 0 E: 0 K: 1 S: 9 H: 1 LOB: 1 BB: 0 P: 11	R: 1 E: 0 K: 1 S: 14 H: 2 LOB: 2 BB: 1 P: 20	R: 1 E: 1 K: 2 S: 17 H: 2 LOB: 2 BB: 1 P: 29	R: 1 E: 0 K: 1 S: 9 H: 1 LOB: 1 BB: 1 P: 16	R: 1 E: 0 K: 0 S: 10 H: 2 LOB: 1 BB: 0 P: 16	1B: 8 2B: 2 3B: 0 HR: 2 SF: 0 SAC: 0 DP: 2 HBP: 1	WP: 0 PB: 0 SB: 1 CS: 0 PA: 42					

PITCHER		IP	WLS	BF	H	R	ER	SO	BB	IBB	HBP	BLK	WP	HR	S	P	ERA	WHIP
35 Dillon Gee, R ERA: 3.81	(1, 1)	6.0	W	27	7	3	3	7	3	0	0	0	0	1	60	95	4.50	1.667
61 Dana Eveland, L ERA: 2.73	(7, 1)	1.0	H	5	2	0	0	2	0	0	0	0	0	0	17	25	0.00	2.000
27 Jeurys Familia, R ERA: 2.0	(8, 1)	1.0	H	5	1	1	1	1	1	0	0	0	0	1	9	16	9.00	2.000
58 Jenrry Mejia, R ERA: 3.95	(9, 1)	1.0	S	5	2	1	1	0	0	0	1	0	0	0	10	16	9.00	2.000

PITCHER	IP	WLS	BF	H	R	ER	SO	BB	IBB	HBP	BLK	WP	HR	S	P	ERA	WHIP

AB	37
R	5
H	12
RBI	5
BB	4
SO	10
LOB	20

BOTTOM

Batter	1	2	3	4	5	6	7	8	9	AB	R	H	RBI	BB	SO	LOB
12 Juan Lagares, R (1, 8) OBP: 0.313, SLG: 0.382	B FF 92 F FF 91 L FF 93 F FF 93 C KC 82 1-3 ① K	C KC 81 B SI 91 B KC 81 S KC 82 F FF 92 C KC 82 2-3 ① K	B KC 82 C FF 92 X SI 92 1-1 6 S 6 2B 1B	B SI 93 F KC 83 F SI 93 S KC 83 1-3 ③ K2-3					4	1	1	0	0	3	0
6 Matthew den Dekker, L (1, 7) OBP: 0.292, SLG: 0.255	B SI 92 C SI 82 S KC 82 B KC 83 X SI 92 2-2 ② G6-3	C SI 92 C KC 83 B KC 83 S KC 83 1-3 ② K	C KC 80 B SI 92 X KC 82 1-1 5 1B 1-H 2B				C FF 91 B SL 84 X FF 92 1-1 ① G4-3			4	1	1	1	0	1	0
5 David Wright, R (1, 5) OBP: 0.324, SLG: 0.364	B FF 92 C FF 92 B KC 82 F FF 92 X KC 83 2-2 1B	C SI 92 X SI 92 0-1 ③ F9	B SI 93 X SI 92 1-0 2-H 1B				T FF 91 B FF 91 F FF 93 F FF 93 B CH 84 F FF 92 F FF 92 B FF 92 X FF 92 3-2 ② G5-3			4	0	2	1	0	0	0
21 Lucas Duda, L (1, 3) OBP: 0.342, SLG: 0.485	X SI 93 0-0 ③ G4-3		C KC 80 B SI 90 X KC 81 1-1 ① G5-3		X SI 92 0-0 ③ L8		S SL 83 F SL 81 B SL 84 S SL 83 1-3 ③ K			4	0	0	0	0	1	2
4 Wilmer Flores, R (1, 6) OBP: 0.271, SLG: 0.314		B FF 92 X SI 92 1-0 20 S 9 1B 1B	B FF 91 C SI 91 F KC 81 F KC 82 B KC 82 B KC 81 X SI 93 3-2 9 G4-3 1B		C SI 91 X KC 81 0-1 9 20 HR 1B			C SL 82 F FF 94 B FF 93 F FF 94 B SL 82 F SL 84 F FF 93 F SL 82 X SL 83 2-2 ① F8		4	1	3	0	0	0	0
9 Kirk Nieuwenhuis, L (1, 9) OBP: 0.326, SLG: 0.463		X SI 92 0-0 20 S 1-2 1B	F SI 92 X KC 81 0-1 ② G4-3 1-2		C SI 92 B SI 91 B FF 93 B SI 92 F SI 92 X SI 94 3-2 ① G4-3 1-2			B CH 86 C FF 92 B CH 85 B SL 84 X FF 92 3-1 2 S 2 1B 2B		4	1	2	0	0	0	2
2 Dilson Herrera, R (1, 4) OBP: 0.364, SLG: 0.222		L SI 93 F KC 81 S KC 84 0-3 ① K	C KC 81 C SI 93 B KC 83 D KC 83 X SI 93 2-2 ③ G6-3		B KC 81 B SI 93 B KC 77 B FF 93 4-0 20 HR BB			C SI 92 B FF 94 X FF 93 1-1 2-H 1B		3	1	1	1	1	1	3
20 Anthony Recker, R (1, 2) OBP: 0.222, SLG: 0.340		C KC 82 C KC 82 D KC 84 B KC 83 B SI 92 F KC 83 C SI 94 3-3 ② K 1-2 2-3			C KC 80 F FF 92 F SI 92 B KC 82 S KC 84 1-3 ① K	X KC 81 0-0 1-H 2-H HR		C FF 92 C FF 92 F FF 93 B SL 80 X FF 92 1-2 ② F8		4	1	1	3	0	2	3
35 Dillon Gee, R (1, 1) 61 Dana Eveland, L (7, 1) 27 Jeurys Familia, R (8, 1) OBP: 0.667, SLG: 0.667 29 Eric Campbell, R (8, PH) OBP: 0.343, SLG: 0.398 58 Jenrry Mejia, R (9, 1)		B FF 92 B SI 92 C FF 92 F FF 92 X SI 92 2-2 ③ G4-3			X SI 91 0-0 ② G1-3	F SI 90 C SI 92 B KC 82 F FF 92 S KC 82 1-3 ② K		C SL 81 X SL 81 0-1 ③ G1-3		3 0 0 1 0	0 0 0 0 0	0 0 0 0 0	0 0 0 0 0	0 0 0 0 0	1 0 0 0 0	2 0 0 1 0
Inning Stats	R: 0 E: 0 K: 1 S: 11 H: 1 LOB: 1 BB: 0 P: 16	R: 0 E: 0 K: 2 S: 12 H: 2 LOB: 2 BB: 0 P: 18	R: 0 E: 0 K: 2 S: 9 H: 0 LOB: 0 BB: 0 P: 12	R: 0 E: 0 K: 0 S: 11 H: 1 LOB: 1 BB: 0 P: 17	R: 2 E: 0 K: 1 S: 11 H: 3 LOB: 1 BB: 0 P: 15	R: 3 E: 0 K: 2 S: 13 H: 2 LOB: 0 BB: 1 P: 22	R: 0 E: 0 K: 1 S: 11 H: 0 LOB: 0 BB: 0 P: 16	R: 1 E: 0 K: 0 S: 17 H: 2 LOB: 1 BB: 0 P: 24		1B: 8 2B: 2 3B: 0 HR: 1	SF: 0 SAC: 0 DP: 0 HBP: 0			WP: 0 PB: 0 SB: 4 CS: 0	PA: 36	

PITCHER		IP	WLS	BF	H	R	ER	SO	BB	IBB	HBP	BLK	WP	HR	S	P	ERA	WHIP
34 A.J. Burnett, R ERA: 4.4	(1, 1)	6.0	L	28	9	5	5	8	1	0	0	0	0	1	67	100	7.50	1.667
59 Antonio Bastardo, L ERA: 4.29	(7, 1)	1.0		3	0	0	0	1	0	0	0	0	0	0	11	16	0.00	0.000
30 Justin De Fratus, R ERA: 2.82	(8, 1)	1.0		5	2	1	1	0	0	0	0	0	0	0	17	24	9.00	2.000

PITCHER	IP	WLS	BF	H	R	ER	SO	BB	IBB	HBP	BLK	WP	HR	S	P	ERA	WHIP

Philadelphia Phillies @ New York Mets

Citi Field, Flushing, NY

Sun Aug 31 2014, 1:12 PM - 4:25 PM EDT

Att. 27,159 - Partly Cloudy - 87 F

livebaseballscorecards.com

AB	35
R	6
H	11
RBI	6
BB	1
SO	9
LOB	13

Philadelphia Phillies @ Atlanta Braves

Turner Field, Atlanta, GA

Mon Sep 01 2014, 1:13 PM - 4:22 PM EDT

Att. 34,178 - Cloudy - 88 F

TOP

livebaseballscorecards.com

Batter	1	2	3	4	5	6	7	8	9	AB	R	H	RBI	BB	SO	LOB
2 Ben Revere, L (1, 8) OBP: 0.328, SLG: 0.364	C FF 90 B FF 90 X SI 88 1-1 G1-3		B CU 75 C CU 75 D SL 81 X CH 82 2-1 SF7 3-H			X SI 90 0-0 SH5-3 1-2	C CU 74 B FF 92 C CU 76 X SL 81 1-2 1-H 2-H 3-H 3B		F FF 96 X FF 95 0-1 6 BB 11 1B 1-2 2-H 1B	3	0	2	5	0	0	0
11 Jimmy Rollins, S (1, 6) OBP: 0.329, SLG: 0.402	X SI 89 0-0 2B		B SI 89 B CH 82 B SI 89 F SI 88 F SI 89 X SL 81 3-2 P4			B SI 89 X CH 82 1-0 2-H 3B	B SI 93 X SI 93 1-0 G5-3		B FF 95 F FF 94 B CH 86 X FF 94 2-1 6 BB 1-2 2-3 1B	5	0	3	1	0	0	1
26 Chase Utley, L (1, 4) OBP: 0.348, SLG: 0.418 13 Freddy Galvis, S (9, PH) OBP: 0.151, SLG: 0.146 (9, 4)	B SI 89 B CH 81 F CH 82 2 SAFE C CU 74 F FF 92 S CU 73 2-3 K			C SI 87 X FF 88 0-1 G4-3		B SL 81 B SI 87 I IN 71 I IN 80 4-0 6 G4-6-3 IBB		C FF 92 C FF 92 B FF 92 B SL 85 B FF 92 B FF 93 4-2 BB	B FF 96 F FF 92 B FF 95 S FF 92 S FF 95 2-3 K	2 1	0 0	0 0	0 0	2 0	1 1	1 3
6 Ryan Howard, L (1, 3) OBP: 0.308, SLG: 0.383 58 Jonathan Papelbon, R (9, 1)	B CU 74 X CH 82 1-0 G3-1			F FF 90 F SL 79 B FF 89 S FF 91 1-3 K		1 SAFE B CH 83 X CH 82 1-0 G4-6-3 1-2f		C FF 91 T SL 85 1 SAFE T SL 84 0-2 K	C FF 97 B CH 88 S FF 96 B FF 95 F FF 96 B CH 88 F FF 93 B FF 94 4-2 1-2 2-3 3-H BB	4 0	0 0	0 0	1 0	1 0	2 0	4 0
3 Marlon Byrd, R (1, 9) OBP: 0.316, SLG: 0.466		S SI 87 X FF 89 0-1 L6		X FF 91 0-0 P3			C SL 78 S FF 90 S SL 80 0-3 K	S FF 91 T FF 92 S FF 92 0-3 K	F CH 80 F SI 88 S FC 87 0-3 K	5	0	0	0	0	3	4
9 Domonic Brown, L (1, 7) OBP: 0.285, SLG: 0.348		B SI 87 B SI 86 S SI 88 F SI 89 B FF 91 B FF 91 4-2 51 G5-4-3 BB			B CU 71 S CH 81 F CU 74 F FF 89 F FF 91 F SL 81 F FF 91 F FF 92 B CH 81 2-2 L7		B CH 83 X SI 89 1-0 E6 24 BB 51 S 2 3B	X SL 84 0-0 F8		3	1	0	0	1	0	1
51 Carlos Ruiz, R (1, 2) OBP: 0.358, SLG: 0.370		C FF 91 F FF 90 B SL 80 B CU 74 X SL 80 2-2 G5-4-3 1-2f			X FF 92 0-0 L8		1 SAFE S FF 91 1 SAFE F FF 92 F SL 82 1 SAFE B FF 92 X CU 73 1-2 G6-3 1-2		C FF 98 B FF 98 B FF 96 S FF 96 F FF 96 F FF 97 H CH 88 3-2 25 BB 2 1B HBP	3	1	0	0	0	0	2
25 Cody Asche, L (1, 5) OBP: 0.309, SLG: 0.386			B SI 86 B SL 78 C SI 87 B SI 87 X SI 87 3-1 35 SH1-4 2 SF7 2B		C SI 90 B CU 73 X CU 74 1-1 L9		I IN 75 I IN 79 I IN 80 I IN 69 4-0 24 BB 2 3B IBB		B FF 95 B FF 96 B FF 95 B FF 95 4-0 11 1B 2 1B 6 BB 1-2 BB	2	3	1	0	2	0	0
35 Cole Hamels, L (1, 1) OBP: 0.173, SLG: 0.192 24 Grady Sizemore, L (7, PH) OBP: 0.315, SLG: 0.379 63 Jake Diekman, R (7, 1) 53 Ken Giles, R (8, 1) 18 Darin Ruf, R (9, PH) OBP: 0.369, SLG: 0.481 (9, 3)			X FF 90 0-0 SH1-4 2-3			S SI 88 B CU 72 F SI 90 X SL 80 1-2 2 SH5-3 11 3B 1B	B CH 83 C CU 76 B FF 92 B CH 83 S SI 90 B FF 93 4-2 2 3B 1-2 2-3 BB		B FF 96 C FF 95 F FF 95 S CH 88 1-3 K	1 0 0 0 1	1 1 0 0 0 0 0	1 0 0 0 0 0 0	0 0 0 0 0 0 0	0 1 0 0 0 0 1	0 0 0 0 0 0 2	0 0 0 0 0 0 0
Inning Stats	R: 0 E: 0 K: 1 S: 8 H: 1 LOB: 1 BB: 0 P: 12	R: 0 E: 0 K: 0 S: 7 H: 0 LOB: 0 BB: 1 P: 13	R: 1 E: 0 K: 0 S: 8 H: 1 LOB: 0 BB: 0 P: 16	R: 0 E: 0 K: 1 S: 6 H: 0 LOB: 0 BB: 0 P: 7	R: 0 E: 0 K: 0 S: 12 H: 0 LOB: 0 BB: 0 P: 15	R: 1 E: 0 K: 0 S: 6 H: 2 LOB: 1 BB: 1 P: 13	R: 3 E: 1 K: 1 S: 14 H: 1 LOB: 1 BB: 2 P: 26	R: 0 E: 0 K: 2 S: 9 H: 0 LOB: 1 BB: 1 P: 13	R: 2 E: 0 K: 3 S: 21 H: 2 LOB: 3 BB: 2 P: 37	1B: 3 2B: 2 3B: 2 HR: 0 SF: 1 SAC: 2 DP: 2 HBP: 1						

AB	30
R	7
H	7
RBI	7
BB	7
SO	8
LOB	18

WP: 0 PB: 0 SB: 1 CS: 0 PA: 41

PITCHER		IP	WLS	BF	H	R	ER	SO	BB	IBB	HBP	BLK	WP	HR	S	P	ERA	WHIP
49 Julio Teheran, R ERA: 2.9	(1, 1)	6.2	L	28	5	5	2	3	2	2	0	0	0	0	60	100	2.70	1.050
43 Luis Avilán, L ERA: 4.64	(7, 1)	0.1		1	0	0	0	0	0	0	0	0	0	0	1	2	0.00	0.000
61 Chasen Shreve, L ERA: 1.5	(8, 1)	1.0		4	0	0	0	2	1	0	0	0	0	0	9	13	0.00	1.000
58 Juan Jaime, R ERA: 4.15	(9, 1)	0.2		7	2	2	2	2	2	0	1	0	0	0	18	34	27.00	6.000
51 James Russell, L ERA: 3.18	(9, 1)	0.1		1	0	0	0	1	0	0	0	0	0	0	3	3	0.00	0.000

PITCHER	IP	WLS	BF	H	R	ER	SO	BB	IBB	HBP	BLK	WP	HR	S	P	ERA	WHIP

Philadelphia Phillies @ Atlanta Braves

Turner Field, Atlanta, GA

Mon Sep 01 2014, 1:13 PM - 4:22 PM EDT

Att. 34,178 - Cloudy - 88 F

BOTTOM

livebaseballscorecards.com

Batter	1	2	3	4	5	6	7	8	9	AB	R	H	RBI	BB	SO	LOB
22 Jason Heyward, L (1, 9) OBP: 0.356, SLG: 0.393	B FF 90 B CH 86 F FF 91 B FF 92 B FF 92 4-1 8 S 1 S BB		B SI 92 B CH 84 C FC 89 B FF 94 B FC 90 4-1 8 G1-3 5 S BB		C FC 89 S FF 94 B FC 90 F CU 78 B CU 80 B FF 95 F FC 92 X FC 91 3-2 ② F9			B SL 85 C FF 97 F FF 98 B FF 98 S SL 86 2-3 ① K		2	0	0	0	2	1	0
1 Emilio Bonifácio, S (1, 8) OBP: 0.317, SLG: 0.362	B FF 91 B FF 90 1 SAFE B FF 92 C FF 92 L CH 83 B CH 83 4-2 8 S 1-2 BB		F SI 92 1 SAFE F FF 92 B FC 90 S SI 92 1-3 ① K		F FC 90 F FC 90 F CH 84 S FF 94 0-3 ③ K			B FF 97 T FF 96 F FF 96 F SL 88 B FF 98 F FF 98 S FF 98 2-3 ② K		3	0	0	0	1	3	1
5 Freddie Freeman, L (1, 3) OBP: 0.387, SLG: 0.473	F FC 89 C CU 77 F FF 93 B SI 93 S FF 94 1-3 ① K		B CU 79 B CH 86 B FF 94 D CH 87 4-0 8 G1-3 1-2 BB			B FC 89 B SI 92 B FF 93 C FF 93 B FF 93 4-1 BB		F FF 96 S SL 88 S SL 88 0-3 ③ K		2	0	0	0	2	2	2
8 Justin Upton, R (1, 7) OBP: 0.358, SLG: 0.516 13 Jose Constanza, L (9, PH)	F SI 92 B CH 85 S FF 94 F FC 90 S FF 93 1-3 ② K 1-2 2-3		X CH 85 0-0 ② G1-3 1-2 2-3			C SI 92 C CH 85 S FF 94 0-3 ① K			B FF 87 C FF 87 X FF 88 1-1 ① F7	3 1	0 0	0 0	0 0	0 0	2 0	5 0
23 Chris Johnson, R (1, 5) OBP: 0.296, SLG: 0.371	B CU 79 S SI 93 X CH 84 1-1 ③ L7		S CH 86 C FF 94 F FF 94 X SI 94 0-2 ③ L9			S CH 85 F FF 93 B FF 92 S CH 85 1-3 ② K			C FF 89 X FF 88 0-1 ② G6-3	4	0	0	0	0	1	5
15 Phil Gosselin, R (1, 4) OBP: 0.350, SLG: 0.386		C FF 92 B FF 92 S FC 88 F FC 90 F FF 93 H CU 79 2-2 11 G2-3 HBP		B CH 84 F CH 85 X CH 84 1-1 ① F8		B FC 90 F FF 93 S FC 88 X CH 85 1-2 ③ P4			B FF 88 C FF 88 C FF 89 X SL 79 1-2 ③ L3	3	0	0	0	0	0	1
19 Andrelton Simmons, R (1, 6) OBP: 0.291, SLG: 0.341		S SI 93 S FF 94 B SI 93 S SI 93 1-3 ① K		X FF 93 0-0 ② F8			C SI 97 B SI 96 B SI 98 B SI 98 C SL 85 C SL 86 3-3 ① K			3	0	0	0	0	2	1
11 Gerald Laird, R (1, 2) OBP: 0.289, SLG: 0.271		B SI 93 B SI 93 S CH 84 X CH 86 2-1 ② G2-3 1-2		B FF 94 B SI 93 F SI 92 S SI 93 F FF 94 B SI 92 F FC 90 F FF 92 3-2 ③ X FC 91 G6-3			F SI 97 S SI 98 F SI 98 B SI 97 F SI 98 F SI 97 B SL 86 S SI 97 2-3 ② K			3	0	0	0	0	1	1
49 Julio Teheran, R (1, 1) OBP: 0.113, SLG: 0.100 43 Luis Avilan, L (7, 1) 17 Joey Terdoslavich, S (7, PH) 61 Chasen Shreve, L (8, 1) 58 Juan Jaime, R (9, 1) 51 James Russell, L (9, 1)		F SI 93 B SI 93 F SI 94 X FF 94 1-2 ③ F9			B FF 91 B FF 91 B FF 91 C FF 91 C FF 92 X FF 92 3-2 ① G6-3			X SI 98 0-0 ③ G4-3		2 0 1 0 0 0	0 0 0 0 0 0	0 0 0 0 0 0	0 0 0 0 0 0	0 0 0 0 0 0	0 0 0 0 0 0	1 0 0 0 0 0
Inning Stats	R: 0 E: 0 K: 2 S: 13 H: 0 LOB: 2 BB: 2 P: 24	R: 0 E: 0 K: 1 S: 12 H: 0 LOB: 1 BB: 0 P: 18	R: 0 E: 0 K: 1 S: 9 H: 0 LOB: 2 BB: 2 P: 18	R: 0 E: 0 K: 0 S: 10 H: 0 LOB: 0 BB: 0 P: 14	R: 0 E: 0 K: 1 S: 12 H: 0 LOB: 0 BB: 0 P: 18	R: 0 E: 0 K: 2 S: 10 H: 0 LOB: 1 BB: 1 P: 16	R: 0 E: 0 K: 2 S: 10 H: 0 LOB: 1 BB: 0 P: 15	R: 0 E: 0 K: 3 S: 11 H: 0 LOB: 0 BB: 0 P: 15	R: 0 E: 0 K: 0 S: 7 H: 0 LOB: 0 BB: 0 P: 9	1B: 0 2B: 0 3B: 0 HR: 0	SF: 0 SAC: 0 DP: 0 HBP: 1			WP: 0 PB: 0 SB: 4 CS: 0	PA: 33		

	AB	27
	R	0
	H	0
	RBI	0
	BB	5
	SO	12
	LOB	17

PITCHER		IP	WLS	BF	H	R	ER	SO	BB	IBB	HBP	BLK	WP	HR	S	P	ERA	WHIP
35 Cole Hamels, L ERA: 2.5	(1, 1)	6.0	W	24	0	0	0	7	5	0	1	0	0	0	66	108	0.00	0.833
63 Jake Diekman, L ERA: 3.68	(7, 1)	1.0		3	0	0	0	2	0	0	0	0	0	0	10	15	0.00	0.000
53 Ken Giles, R ERA: 1.26	(8, 1)	1.0		3	0	0	0	3	0	0	0	0	0	0	11	15	0.00	0.000
58 Jonathan Papelbon, R ERA: 1.54	(9, 1)	1.0		3	0	0	0	0	0	0	0	0	0	0	7	9	0.00	0.000

PITCHER	IP	WLS	BF	H	R	ER	SO	BB	IBB	HBP	BLK	WP	HR	S	P	ERA	WHIP

Philadelphia Phillies @ Atlanta Braves

Turner Field, Atlanta, GA

Tue Sep 02 2014, 7:14 PM - 10:09 PM EDT

Att. 19,444 - Partly Cloudy - 84 F

TOP

livebaseballscorecards.com

Batter	1	2	3	4	5	6	7	8	9	AB	R	H	RBI	BB	SO	LOB
2 Ben Revere, L (1, 8) OBP: 0.329, SLG: 0.365	B FF 92 B FF 92 C FF 92 X SI 91 2-1 6 S 1B		C FF 92 F SI 90 F KC 82 X SI 90 0-2 ② G5-3 2-3			B KC 80 X FF 91 1-0 6 WP 11 S 18 1B 1B	F SI 89 B KC 81 F SI 89 D SI 89 X SI 89 2-2 ② L8		X SI 93 0-0 ② G5-3	5	1	2	0	0	0	2
11 Jimmy Rollins, S (1, 6) OBP: 0.326, SLG: 0.398	B SI 90 X SI 91 1-0 ① F8		D KC 82 B SI 92 C SI 91 F KC 82 F KC 82 B SI 90 X FF 90 3-2 ③ G5-3			B SI 88 C SI 89 B SI 89 C SI 88 S KC 82 2-3 ① K 1-2	X SI 90 0-0 ③ F9		C FF 92 B CH 78 X FF 92 1-1 ③ G6-3	5	0	0	0	0	1	4
3 Marlon Byrd, R (1, 9) OBP: 0.314, SLG: 0.463	B SI 89 F SI 89 B FF 91 X SI 90 2-1 ② F9			F SI 90 F KC 81 F FF 91 B KC 81 B KC 81 F SI 89 S SI 90 2-3 ① K		X SI 90 0-0 ② F7		C KC 78 F SI 88 X KC 80 0-2 ① F7		4	0	0	0	0	1	2
6 Ryan Howard, L (1, 3) OBP: 0.310, SLG: 0.382 16 César Hernández, S (8, PR) OBP: 0.282, SLG: 0.275 53 Ken Giles, R (8, 1) 59 Antonio Bastardo, R (9, 1)	S SI 90 1 SAFE B FF 93 S KC 83 C KC 83 1-3 ③ K 1-2			C KC 80 C KC 81 B FF 90 F KC 82 B SI 89 F KC 81 S SL 84 2-3 ② K2-3		B KC 82 B SI 90 B SL 85 B SI 90 4-0 51 BB 18 1B 2-3 BB		S FF 90 S SI 89 B FF 90 B KC 82 B FF 91 X FF 89 3-2 18 1B 51 2B 1B		3 0	0 1	1 0	0 0	1 0	2 0	1 0
18 Darin Ruf, R (1, 7) OBP: 0.377, SLG: 0.483 (8, 3)		B SI 89 F SI 89 X SL 84 1-1 ① F9		B SI 90 X SI 90 1-0 ③ L6		X SI 90 0-0 51 BB 1-2 3-H 1B		1 SAFE C FF 91 F FF 92 1 SAFE 1 SAFE F FF 92 1 SAFE B FF 90 X CU 81 1-2 51 2B 7 SF8 1B		4	1	2	1	0	0	0
51 Carlos Ruiz, R (1, 2) OBP: 0.362, SLG: 0.385		B SI 89 B SI 89 X SI 89 2-0 ② F9			B SI 88 X SI 89 1-0 HR	C SI 90 B CH 84 C KC 81 B SI 90 F KC 82 F SI 91 B SI 90 F SI 91 B KC 81 4-2 1-2 2-3 BB		B FF 92 C FF 92 B CH 85 B FF 91 X FF 90 3-1 13 WP 1-3 2-H 2B		3	1	2	2	1	0	0
7 Maikel Franco, R (1, 5)		C SI 89 B SI 89 X SI 89 1-1 ③ G6-3			X SI 90 0-0 ① G1-3	X SI 90 0-0 ③ G6-3		C CU 80 F CU 80 F FF 93 X CU 80 0-2 ② SF8 3-H		3	0	0	1	0	0	3
13 Freddy Galvis, S (1, 4) OBP: 0.158, SLG: 0.154			C FF 89 F SI 89 X KC 81 0-2 2 G5-3 38 SH3-4 1B		C SI 90 X SI 90 0-1 ② G1-3		B SI 88 C SI 88 B SI 87 X SI 86 2-1 ① F9	B FF 91 B FF 92 X FF 91 2-0 ③ F8 2-3		4	0	1	0	0	0	2
38 Kyle Kendrick, R (1, 1) OBP: 0.103, SLG: 0.088 24 Grady Sizemore, L (8, 7) OBP: 0.315, SLG: 0.378			X SI 90 0-0 ① SH3-4 1-2		B FF 91 F SI 89 C FF 91 B KC 82 S KC 82 2-3 ③ K		B FF 88 C SI 87 X SI 88 1-1 1B		C FF 92 S SI 91 F FF 93 B CH 83 F SI 92 F CU 74 B SI 92 F SI 91 X SI 93 2-2 ① G6-3	2 1	0 0	1 0	0 0	0 0	1 0	0 0

Inning Stats	1	2	3	4	5	6	7	8	9
	R: 0 E: 0 K: 1 S: 8	R: 0 E: 0 K: 0 S: 5	R: 0 E: 0 K: 0 S: 12	R: 0 E: 0 K: 2 S: 11	R: 1 E: 0 K: 1 S: 7	R: 1 E: 0 K: 1 S: 12	R: 0 E: 0 K: 0 S: 8	R: 2 E: 0 K: 0 S: 17	R: 0 E: 0 K: 0 S: 10
	H: 1 LOB: 1 BB: 0 P: 14	H: 0 LOB: 0 BB: 0 P: 9	H: 1 LOB: 1 BB: 0 P: 15	H: 0 LOB: 0 BB: 0 P: 16	H: 1 LOB: 0 BB: 0 P: 10	H: 2 LOB: 3 BB: 2 P: 23	H: 1 LOB: 1 BB: 0 P: 13	H: 3 LOB: 2 BB: 0 P: 26	H: 0 LOB: 0 BB: 0 P: 13

	AB	34
	R	4
	H	9
	RBI	4
	BB	2
	SO	5
	LOB	14

1B: 7 SF: 1
2B: 1 SAC: 1
3B: 0 DP: 0
HR: 1 HBP: 0

WP: 2 PA: 38
PB: 0
SB: 2
CS: 0

PITCHER		IP	WLS	BF	H	R	ER	SO	BB	IBB	HBP	BLK	WP	HR	S	P	ERA	WHIP
36 Mike Minor, L ERA: 4.65	(1, 1)	7.1	L	31	7	3	3	5	2	0	0	0	1	1	69	109	3.68	1.227
38 Anthony Varvaro, R ERA: 2.9	(8, 1)	0.2		4	2	1	1	0	0	0	0	0	1	0	11	17	13.50	3.000
43 Luis Avilán, L ERA: 4.5	(9, 1)	1.0		3	0	0	0	0	0	0	0	0	0	0	10	13	0.00	0.000

PITCHER	IP	WLS	BF	H	R	ER	SO	BB	IBB	HBP	BLK	WP	HR	S	P	ERA	WHIP

Batter	1	2	3	4	5	6	7	8	9	AB	R	H	RBI	BB	SO	LOB
22 Jason Heyward, L (1, 9) OBP: 0.357, SLG: 0.398	C SI 89 B SI 89 F CH 80 X CH 80 1-2 19 G6-3 2B		B SL 76 F SI 88 B FC 87 X FC 87 2-1 ① G3			B SI 88 B SI 88 C SI 88 C CH 81 B FC 88 X SI 89 3-2 2B		B FF 97 C FF 98 X FF 97 1-1 ② G1-3		4	0	2	0	0	0	0
19 Andrelton Simmons, R (1, 6) OBP: 0.290, SLG: 0.341	L SI 90 X SI 89 0-1 ① G6-3 2-3		C FC 86 F SL 75 F SI 90 B FC 86 B SI 90 B FC 86 X SI 90 3-2 5 CS 1B			C FC 86 F CH 81 B FC 88 D CH 83 B FC 87 X FC 87 3-2 ① G6-3		B SL 87 B FF 97 C FF 97 C FF 97 S SL 89 2-3 ③ K		4	0	1	0	0	1	2
5 Freddie Freeman, L (1, 3) OBP: 0.388, SLG: 0.471	B SI 90 F SL 77 B FC 88 B CH 79 B FC 88 4-1 8 HBP BB		F SI 90 B SI 89 B FC 88 S CH 82 F CH 82 D CH 83 S CH 82 3-3 ②③ K 1-2			B FC 87 B FC 88 C SI 90 C FC 88 D SL 79 B CH 83 4-2 BB			C FF 93 C FF 93 B CH 86 S SL 85 1-3 ① K	2	0	0	0	2	2	1
8 Justin Upton, R (1, 7) OBP: 0.359, SLG: 0.515 4 Ryan Doumit, S (6, 7) OBP: 0.230, SLG: 0.298	H SI 90 1-0 1-2 HBP			B FC 84 X FC 86 1-0 ① G4-3		B FC 88 B SI 91 C CH 81 F FC 89 B SI 90 X FC 89 3-2 ② P2			C FF 93 F SL 85 B FF 92 B FF 93 S SL 84 2-3 ② K	1 2	0 0	0 0	0 0	0 0	0 1	0 2
24 Evan Gattis, R (1, 2) OBP: 0.326, SLG: 0.507	B FC 88 S SI 90 S FC 88 B FC 86 S CH 82 2-3 ② K			H CH 77 1-0 23 G5-4-3 HBP		F FC 88 X SI 91 0-1 ③ G4-3			B SL 85 C FF 92 F SL 84 B FF 92 T FF 94 2-2 ③ K	3	0	0	0	0	2	5
23 Chris Johnson, R (1, 5) OBP: 0.294, SLG: 0.369	F SI 91 C SI 92 B FC 87 B SI 92 S SL 78 2-3 ③ K			X SI 89 0-0 ②③ G5-4-3 1-2f			B SI 90 B FC 86 F SI 89 B FC 88 S FC 86 C SI 91 3-3 ① K			3	0	0	0	0	2	4
7 Tommy La Stella, L (1, 4) OBP: 0.336, SLG: 0.331		B FC 86 B SI 87 X SI 86 2-0 ① F9			B FC 86 C FC 87 B CH 80 B FC 88 X SI 90 3-1 ① F8		B SI 90 X FC 89 1-0 ② F9			3	0	0	0	0	0	0
2 B.J. Upton, R (1, 8) OBP: 0.281, SLG: 0.323		F SI 88 X SI 88 0-1 ② G5-3			C FC 87 X FC 86 0-1 ② G6-3		C SI 91 B CH 82 C SI 91 B FC 88 B CH 83 X SI 91 3-2 ③ G6-3			3	0	0	0	0	0	0
36 Mike Minor, R (1, 1) OBP: 0.182, SLG: 0.256 38 Anthony Varvaro, R (8, 1) 1 Emilio Bonifácio, S (8, PH) OBP: 0.316, SLG: 0.360 43 Luis Avilán, L (9, 1)		F SI 87 X SI 88 0-1 ③ G6-3			B FC 86 S FC 85 X SI 90 1-1 ③ P4			C FF 97 F SL 88 S FF 98 0-3 ① K		2 0 1 0	0 0 0 0	0 0 0 0	0 0 0 0	0 0 0 0	0 0 1 0	0 0 0 0
Inning Stats	R: 0 E: 0 K: 2 S: 12 H: 1 LOB: 3 BB: 1 P: 22	R: 0 E: 0 K: 0 S: 5 H: 0 LOB: 0 BB: 0 P: 7	R: 0 E: 0 K: 1 S: 10 H: 1 LOB: 1 BB: 0 P: 18	R: 0 E: 0 K: 0 S: 2 H: 0 LOB: 0 BB: 0 P: 4	R: 0 E: 0 K: 0 S: 6 H: 0 LOB: 0 BB: 0 P: 10	R: 0 E: 0 K: 0 S: 13 H: 1 LOB: 2 BB: 1 P: 26	R: 0 E: 0 K: 1 S: 7 H: 0 LOB: 0 BB: 0 P: 14	R: 0 E: 0 K: 2 S: 8 H: 0 LOB: 0 BB: 0 P: 11	R: 0 E: 0 K: 3 S: 9 H: 0 LOB: 0 BB: 0 P: 14	1B: 1 2B: 3 3B: 0 HR: 0	SF: 0 SAC: 0 DP: 2 HBP: 2			WP: 0 PB: 0 SB: 0 CS: 1	PA: 32		

PITCHER		IP	WLS	BF	H	R	ER	SO	BB	IBB	HBP	BLK	WP	HR	S	P	ERA	WHIP
38 Kyle Kendrick, R ERA: 4.77	(1, 1)	7.0	W	26	3	0	0	4	2	0	2	0	0	0	55	101	0.00	0.714
53 Ken Giles, R ERA: 1.23	(8, 1)	1.0		3	0	0	0	2	0	0	0	0	0	0	8	11	0.00	0.000
59 Antonio Bastardo, L ERA: 4.21	(9, 1)	1.0		3	0	0	0	3	0	0	0	0	0	0	9	14	0.00	0.000

PITCHER	IP	WLS	BF	H	R	ER	SO	BB	IBB	HBP	BLK	WP	HR	S	P	ERA	WHIP

BOTTOM

Philadelphia Phillies @ Atlanta Braves

Turner Field, Atlanta, GA

Tue Sep 02 2014, 7:14 PM - 10:09 PM EDT

Att. 19,444 - Partly Cloudy - 84 F

livebaseballscorecards.com

AB	28
R	0
H	3
RBI	0
BB	2
SO	9
LOB	14

Philadelphia Phillies @ Atlanta Braves

Turner Field, Atlanta, GA

Wed Sep 03 2014, 12:12 PM - 3:18 PM EDT

Att. 19,724 - Partly Cloudy - 85 F

livebaseballscorecards.com

Batter	1	2	3	4	5	6	7	8	9	AB	R	H	RBI	BB	SO	LOB
2 Ben Revere, L (1, 8) OBP: 0.331, SLG: 0.369	C FF 89 F FF 91 B FF 90 X SL 83 1-2 24 F9 26 SF8 2B		C FF 92 X SL 84 0-1 24 HR 1B		C CH 82 F SL 82 B SL 83 1 SAFE B FF 91 F CH 85 B CH 84 X FF 93 3-2 26 SF7 24 BB 1-2 1B		B FF 92 C SL 84 X SL 84 1-1 ① G1-3		C KC 83 C FF 96 X KC 87 0-2 ②③ G6-4-3 1-2f	5	2	3	0	0	0	2
24 Grady Sizemore, L (1, 9) OBP: 0.317, SLG: 0.387	B FF 91 C SI 90 B CH 85 X CH 85 2-1 ① F9 2-3		C FF 91 1 SAFE D CH 87 1 SAFE B FF 91 X SL 83 2-1 1-H HR		B FF 92 B FF 91 2 SAFE D CH 88 C FF 92 B FF 93 4-1 26 SF7 1-2 2-3 BB		B FF 92 X FF 92 1-0 ② G4-3 2-3			3	1	1	2	1	0	2
26 Chase Utley, L (1, 4) OBP: 0.345, SLG: 0.417	C FF 93 B SL 84 X CH 86 1-1 ② SF8 3-H		B FF 93 F FF 92 F SL 84 S FF 93 1-3 ② K		X FF 92 0-0 ② SF7 1-2 2-3 3-H		D SL 84 B SL 83 C FF 92 F SL 84 F FF 93 T FF 93 2-2 ③ K			2	0	0	2	0	2	1
6 Ryan Howard, L (1, 3) OBP: 0.308, SLG: 0.379	T FF 92 B SL 84 S CH 85 X FF 92 1-2 ③ G4-3		C SL 85 B SL 84 S FF 94 S FF 94 1-3 ③ K		D CH 86 X FF 93 1-0 ③ F9			B FF 95 F FF 96 C SL 83 B SL 86 S FF 96 2-3 ① K		4	0	0	0	0	2	2
9 Domonic Brown, L (1, 7) OBP: 0.284, SLG: 0.347		S FF 91 B FF 91 X CH 85 1-1 ① L9		F FF 92 X FF 92 0-1 ① P6		C FF 91 B SL 82 X SL 83 1-1 21 FC6-4 1B		B SL 86 C FF 96 C FF 96 B CH 90 B FF 96 S SL 86 3-3 ② K		4	0	1	0	0	1	0
25 Cody Asche, L (1, 5) OBP: 0.311, SLG: 0.385		C FF 91 X CH 85 0-1 1B		B FF 91 B CH 85 X FF 91 2-0 ② F8		B FF 89 B FF 89 X FF 88 2-0 ① F8		B FF 96 B CH 90 B FF 96 C FF 95 C FF 97 F FF 97 B FF 97 4-2 BB		3	0	1	0	1	0	1
13 Freddy Galvis, S (1, 6) OBP: 0.150, SLG: 0.145 30 Justin De Fratus, S (6, 1) 11 Jimmy Rollins, S (8, PH) OBP: 0.325, SLG: 0.397 56 Cesar Jimenez, L (8, 1)		B CH 84 X FF 89 1-0 ② F7		C FF 90 B CH 83 C SL 84 X FF 92 1-2 ③ F8		C CH 86 1 SAFE 1 SAFE F SL 81 1 SAFE S SL 84 0-3 ② K		B FF 96 F FF 96 B FF 96 F FF 96 X FF 96 2-2 ③ F9		3 0 1 0	0 0 0 0	0 0 0 0	0 0 0 0	0 0 0 0	1 0 0 0	2 0 1 0
21 Wil Nieves, R (1, 2) OBP: 0.290, SLG: 0.392 16 César Hernández, S (9, PH) OBP: 0.288, SLG: 0.275		C FF 89 1 SAFE X FF 91 0-1 ③ F7		F FF 91 F SL 84 B SL 84 X FF 93 1-2 24 BB 2 1B 26 SF7 1B		S SL 83 D SL 83 1 SAFE X FF 92 1-1 ③ FC6-4 1-2f			C FF 96 B FF 97 C KC 85 B FF 98 F KC 85 B KC 86 B FF 96 4-2 2 G6-4-3 BB	3 0	1 0	1 0	0 0	0 1	0 0	2 0
55 David Buchanan, R (1, 1) OBP: 0.143, SLG: 0.040 19 Tony Gwynn Jr., L (5, PH) OBP: 0.276, SLG: 0.202 43 Mario Hollands, L (5, 1) 75 Miguel Alfredo Gonzalez, R (5, 1) 4 Andrés Blanco, S (6, 6) OBP: 0.326, SLG: 0.463			B FF 89 C SL 88 F FF 89 C SL 83 1-3 ① K		B FF 89 X FF 90 1-0 ① F9		F FF 91 F FF 92 F FF 94 F SL 84 B SL 84 F FF 92 B CH 84 F CH 84 X FF 94 2-2 24 G4-3 2B		C FF 96 S FF 96 B FF 97 X KC 86 1-2 ① L8	1 1 0 0 2	0 0 0 0 0	0 0 0 0 1	0 0 0 0 0	1 0 0 0 0	0 1 0 0 1	0 1 0 0 1

TOP	
AB	32
R	4
H	8
RBI	4
BB	3
SO	7
LOB	15

Inning Stats	1	2	3	4	5	6	7	8	9	1B: 5	SF: 2	WP: 0	PA: 37
	R: 1 E: 0 K: 0 S: 10	R: 0 E: 0 K: 0 S: 7	R: 2 E: 0 K: 3 S: 13	R: 0 E: 0 K: 0 S: 6	R: 1 E: 0 K: 0 S: 11	R: 0 E: 0 K: 1 S: 8	R: 0 E: 0 K: 1 S: 14	R: 0 E: 0 K: 2 S: 12	R: 0 E: 0 K: 0 S: 9	2B: 2 3B: 0 HR: 1	SAC: 0 DP: 1 HBP: 0	PB: 0 SB: 0 CS: 0	
	H: 1 LOB: 0 BB: 0 P: 15	H: 1 LOB: 1 BB: 0 P: 9	H: 2 LOB: 0 BB: 0 P: 18	H: 0 LOB: 0 BB: 0 P: 9	H: 2 LOB: 2 BB: 1 P: 21	H: 1 LOB: 1 BB: 0 P: 12	H: 1 LOB: 1 BB: 0 P: 20	H: 0 LOB: 1 BB: 1 P: 23	H: 0 LOB: 0 BB: 1 P: 14				

PITCHER		IP	WLS	BF	H	R	ER	SO	BB	IBB	HBP	BLK	WP	HR	S	P	ERA	WHIP
30 Ervin Santana, R ERA: 3.61	(1, 1)	6.0	W	26	7	4	4	4	1	0	0	0	0	1	55	84	6.00	1.333
61 Chasen Shreve, L ERA: 1.29	(7, 1)	1.0	H	4	1	0	0	1	0	0	0	0	0	0	14	20	0.00	1.000
48 David Carpenter, R ERA: 3.48	(8, 1)	1.0	H	4	0	0	0	2	1	0	0	0	0	0	12	23	0.00	1.000
46 Craig Kimbrel, R ERA: 1.64	(9, 1)	1.0	S	3	0	0	0	0	1	0	0	0	0	0	9	14	0.00	1.000

PITCHER	IP	WLS	BF	H	R	ER	SO	BB	IBB	HBP	BLK	WP	HR	S	P	ERA	WHIP

BOTTOM

Philadelphia Phillies @ Atlanta Braves

Turner Field, Atlanta, GA

Wed Sep 03 2014, 12:12 PM - 3:18 PM EDT

Att. 19,724 - Partly Cloudy - 85 F

livebaseballscorecards.com

Batter	1	2	3	4	5	6	7	8	9	AB	R	H	RBI	BB	SO	LOB
22 Jason Heyward, L (1, 9) OBP: 0.356, SLG: 0.395	B SI 89 F FC 89 B FC 88 F FC 88 B FC 89 C CH 80 3-3 ① K	B FC 89 F CH 82 B SI 91 B FF 89 B SI 90 4-1 1-2 BB		F SI 89 B FC 88 F FF 89 F CU 78 F SI 91 X CU 78 1-2 ② G4-3 2-3 3-H		C CH 79 B CH 82 S CH 80 X CU 77 1-2 ① F7	X FF 91 0-0 ③ F8			4	0	0	1	1	1	1
19 Andrelton Simmons, R (1, 6) OBP: 0.289, SLG: 0.338	B FF 90 C SI 90 B FC 89 X FF 90 2-1 ② P3	C FF 90 F FF 90 D CU 77 D CH 81 X FF 90 2-2 ③ F8		B SI 90 S CH 81 S CH 82 X CH 81 1-2 ③ G6-3		F FF 94 S FF 96 B FF 96 F FF 93 X FF 94 1-2 ② G1-3		B FF 89 B FF 89 B FF 88 C FF 88 B FF 89 4-1 BB		4	0	0	0	1	0	3
5 Freddie Freeman, L (1, 3) OBP: 0.388, SLG: 0.472	B SI 90 X SI 89 1-0 ③ G3		B SI 88 B CH 81 C SI 89 F SI 90 X FC 88 2-2 ① G4-3		B SL 80 S FF 93 B FF 94 F FF 94 X FF 95 2-2 7 G3 25 1B 2B	F CH 84 B FF 95 B FF 95 B FF 94 B CH 80 4-1 4 1B 7 1B BB		B FF 90 X FF 89 1-0 ① F7		4	2	1	0	1	0	1
4 Ryan Doumit, S (1, 7) OBP: 0.231, SLG: 0.296 61 Chasen Shreve, L (7, 1) 48 David Carpenter, R (8, 1) 24 Evan Gattis, R (8, PH) OBP: 0.325, SLG: 0.506 46 Craig Kimbrel, R (9, 1)		B SI 88 B SI 89 C CH 80 X SI 90 2-1 E4 7 SH1-3 25 1B	C CH 81 F CH 80 F FF 88 T CU 76 0-2 ② K	C FF 94 S FF 94 B FF 93 S FF 94 1-3 ① K		C FF 93 B CH 82 S CH 83 D CH 81 F CH 82 X CU 77 2-2 23 BB 7 1B 25 WP 1-2 1B		X FF 90 0-0 ② F9		4 0 0 1 0	2 0 0 0 0	1 0 0 0 0	0 0 0 1 0	0 0 0 0 0	2 0 0 0 0	1 0 0 1 0
7 Tommy La Stella, L (1, 4) OBP: 0.339, SLG: 0.332 15 Phil Gosselin, R (8, PH) OBP: 0.344, SLG: 0.379 (9, 4)		X SI 90 0-0 ① SH1-3 1-2	B SI 89 B SI 89 B SI 89 C FF 89 F CH 80 B FC 88 4-2 BB	C FF 94 F FF 94 B SL 83 X SL 81 1-2 ② G3 2-3		C FF 94 B FF 95 B FF 94 C FF 94 F FF 96 X FF 94 2-2 25 WP 23 BB 1-2 2-H 1B		C FF 90 D CH 79 B CH 78 X FF 88 2-1 ③ F8		2 1	0 0	1 0	1 0	1 0	0 0	1 1
23 Chris Johnson, R (1, 5) OBP: 0.296, SLG: 0.367		C CU 75 B FF 90 F SI 90 F CH 81 X CU 76 1-2 ② L4	X FF 89 0-0 ③ L9		B FF 93 B FF 92 B FF 92 B FF 89 4-0 25 1B BB	B SI 91 B FF 91 S SL 82 B SL 82 C SI 92 B SL 83 4-2 25 WP 1-2 2-3 BB				2	0	0	0	2	0	2
25 Christian Bethancourt, R (1, 2) OBP: 0.316, SLG: 0.296		C FC 90 C SI 90 D CU 77 B CU 77 F CH 82 X CH 82 2-2 2 HR 2-H 1B	X FF 89 0-0 30 SH5-4 2 BB 22 G4-3 1B	B CU 74 X FF 94 1-0 2 S 1-3 3-H 1B	S FF 93 S SL 83 B SL 83 X SL 80 1-2 ③ P6 1-2 2-3 3-H				4	2	3	2	0	0	2
2 B.J. Upton, R (1, 8) OBP: 0.285, SLG: 0.330		C FC 89 S FF 90 X FF 91 0-2 2-H HR	D FC 87 B FC 88 B CH 80 C FF 90 B FC 88 4-1 22 G4-3 30 SH5-4 1-2 BB	B FF 94 S CU 76 B CU 76 B FF 93 B FF 92 4-1 1-2 BB			C SL 81 X FF 93 0-1 ① L6			2	1	1	2	2	0	0
30 Ervin Santana, R (1, 1) OBP: 0.133, SLG: 0.103 1 Emilio Bonifácio, S (7, 7) OBP: 0.315, SLG: 0.359		F FF 90 S FF 89 F FC 87 B FF 89 B FF 90 F SI 90 B CU 78 F SI 90 F SI 90 4-2 B SI 90 22 BB BB	L FC 88 B CU 76 D FC 88 X FF 88 2-1 ① SH5-4 1-2 2-3	C FF 92 S FF 94 F SI 94 S FF 95 0-3 ③ K			B FF 92 F FF 92 F SL 81 S SL 81 1-3 ② K			1 1	0 0	0 0	0 0	1 0	1 1	3 0
Inning Stats	R: 0 E: 0 K: 1 S: 6 H: 0 LOB: 0 BB: 0 P: 12	R: 3 E: 1 K: 0 S: 24 H: 2 LOB: 2 BB: 2 P: 39	R: 0 E: 0 K: 1 S: 10 H: 0 LOB: 1 BB: 1 P: 16	R: 1 E: 0 K: 0 S: 12 H: 1 LOB: 1 BB: 1 P: 20	R: 1 E: 0 K: 2 S: 15 H: 2 LOB: 3 BB: 2 P: 28	R: 2 E: 0 K: 0 S: 21 H: 2 LOB: 2 BB: 2 P: 36	R: 0 E: 0 K: 1 S: 6 H: 0 LOB: 0 BB: 0 P: 7	R: 0 E: 0 K: 0 S: 5 H: 0 LOB: 1 BB: 1 P: 12		1B: 5 2B: 1 3B: 0 HR: 1 SF: 0 SAC: 2 DP: 0 HBP: 0				WP: 1 PB: 0 SB: 1 CS: 0 PA: 41	

	AB	30
	R	7
	H	7
	RBI	6
	BB	9
	SO	5
	LOB	16

PITCHER	IP	WLS	BF	H	R	ER	SO	BB	IBB	HBP	BLK	WP	HR	S	P	ERA	WHIP
55 David Buchanan, R (1, 1) ERA: 3.95	4.0		20	3	4	1	2	4	0	0	0	0	1	52	87	2.25	1.750
43 Mario Hollands, L (5, 1) ERA: 4.4	0.2	L	4	1	1	1	1	1	0	0	0	0	0	9	17	13.50	3.000
75 Miguel Alfredo Gonzalez, R (6, 1) ERA: 18.0	1.0		8	3	2	2	1	2	0	0	0	0	0	22	37	18.00	5.000
30 Justin De Fratus, R (6, 1) ERA: 2.74	1.1		5	0	0	0	1	1	0	0	0	1	0	11	17	0.00	0.750
56 Cesar Jimenez, L (8, 1) ERA:	1.0		4	0	0	0	0	1	0	0	0	0	0	5	12	0.00	1.000

PITCHER	IP	WLS	BF	H	R	ER	SO	BB	IBB	HBP	BLK	WP	HR	S	P	ERA	WHIP

Batter	1	2	3	4	5	6	7	8	9	10	11	AB	R	H	RBI	BB	SO	LOB
2 Ben Revere, L (1, 8) OBP: 0.335, SLG: 0.379	L5		F7			2B		BB	HR		1B	5	1	3	3	1	0	1
11 Jimmy Rollins, S (1, 6) OBP: 0.324, SLG: 0.393	G4-3			P5		K		FC6-4	P5		IBB	5	1	0	0	1	1	3
26 Chase Utley, L (1, 4) OBP: 0.346, SLG: 0.419	G3-1			3 PO 1B		K		6 1B 2B		F8	CS	5	0	2	1	0	1	1
6 Ryan Howard, L (1, 3) OBP: 0.308, SLG: 0.385		G3		K			HR			K		5	1	2	2	0	2	1
3 Marlon Byrd, R (1, 9) OBP: 0.311, SLG: 0.458		F9		PO 1-2	K		K	F9		K		5	0	0	0	0	3	2
9 Domonic Brown, L (1, 7) OBP: 0.284, SLG: 0.345		G4-3			G1-4-3		G4-3		51 HR 1B		E7 51 SH5-4 7 FC3	5	2	1	0	0	0	0
51 Carlos Ruiz, R (1, 2) OBP: 0.361, SLG: 0.392			K		F9		G5-3		1-H HR		SH5-4 2-3	4	1	1	2	0	1	0
7 Maikel Franco, R (1, 5) OBP: 0.111, SLG: 0.125			31 SH3-4 1B			P3		L4	G4-3		FC3 18 G6-3 2 1B 3-H	5	1	1	1	0	0	0
31 Jerome Williams, R (1, 1) 16 César Hernández, S (8, PH) 57 Luis García, R (8, 1) 37 Mike Adams, R (7, 1) 56 Cesar Jimenez, L (7, 1) 24 Grady Sizemore, L (8, PH) 30 Justin De Fratus, S (8, 1) 25 Cody Asche, L (8, PH) 53 Ken Giles, R (8, 1) 63 Jake Diekman, R (10, 1) 18 Darin Ruf, R (11, PH) 58 Jonathan Papelbon, R (11, 1)			SH3-4 1-2			2 2B 1B		E5 11 FC6-4 26 2B	K		G6-3 2-3	0 0 0 0 0 0 0 1 1 1 0 0 0 0 0 0 1 0 0 0 0 0 0 0 0 0 0 0 0 0 0 0 0 0 0 1 1 0 0 0 0 0 0 0 0 0 0 0 0 1 1 0 0 0 1 0 1 0 0 0 0 0 0 0 0 0 0 0 0 0 1 0 0 0 0 0 1 0 0 0 0 0 0 0							
Inning Stats	R: 0 E: 0 K: 0 S: 11 H: 0 LOB: 0 BB: 0 P: 15	R: 0 E: 0 K: 0 S: 9 H: 0 LOB: 0 BB: 0 P: 13	R: 0 E: 0 K: 1 S: 6 H: 1 LOB: 1 BB: 0 P: 9	R: 0 E: 0 K: 1 S: 10 H: 1 LOB: 0 BB: 0 P: 16	R: 0 E: 0 K: 1 S: 17 H: 0 LOB: 0 BB: 0 P: 22	R: 1 E: 0 K: 2 S: 14 H: 2 LOB: 1 BB: 0 P: 20	R: 1 E: 0 K: 1 S: 12 H: 1 LOB: 0 BB: 0 P: 20	R: 2 E: 1 K: 0 S: 15 H: 2 LOB: 2 BB: 1 P: 26	R: 3 E: 0 K: 1 S: 22 H: 3 LOB: 0 BB: 0 P: 28	R: 0 E: 0 K: 2 S: 8 H: 0 LOB: 0 BB: 0 P: 12	R: 2 E: 2 K: 0 S: 11 H: 1 LOB: 1 BB: 1 P: 22	1B: 6 2B: 2 3B: 0 HR: 3 SF: 0 SAC: 2 DP: 0 HBP: 0						

PITCHER		IP	WLS	BF	H	R	ER	SO	BB	IBB	HBP	BLK	WP	HR	S	P	ERA	WHIP
37 Stephen Strasburg, R ERA: 3.43	(1, 1)	6.0		21	4	1	1	5	0	0	0	0	0	0	67	95	1.50	0.667
31 Xavier Cedeño, L ERA: 1.69	(7, 1)	0.2		3	1	1	1	1	0	0	0	0	0	1	10	16	13.50	1.500
22 Drew Storen, R ERA: 1.37	(7, 1)	0.1	H	1	0	0	0	0	0	0	0	0	0	0	2	4	0.00	0.000
30 Aaron Barrett, R ERA: 3.09	(8, 1)	0.2		4	0	2	0	0	1	0	0	0	0	0	9	17	0.00	1.500
46 Matt Thornton, L ERA: 1.85	(8, 1)	0.1		3	2	0	0	0	0	0	0	0	0	0	6	9	0.00	6.000

PITCHER		IP	WLS	BF	H	R	ER	SO	BB	IBB	HBP	BLK	WP	HR	S	P	ERA	WHIP
29 Rafael Soriano, R ERA: 3.04	(9, 1)	0.2	B	5	3	3	3	1	0	0	0	0	0	2	20	26	40.50	4.500
36 Tyler Clippard, R ERA: 2.04	(9, 1)	1.1		4	0	0	0	2	0	0	0	0	0	0	10	14	0.00	0.000
35 Craig Stammen, R ERA: 3.44	(11, 1)	0.2	L	4	0	2	0	0	0	0	0	0	0	0	8	14	0.00	0.000
13 Jerry Blevins, L ERA: 5.07	(11, 1)	0.1		2	1	0	0	0	0	1	0	0	0	0	3	8	0.00	3.000

TOP

Philadelphia Phillies @ Washington Nationals

Nationals Park, Washington, DC

Fri Sep 05 2014, 7:09 PM - 11:40 PM EDT

Att. 27,437 - Partly Cloudy - 89 F

livebaseballscorecards.com

AB	43
R	9
H	11
RBI	9
BB	2
SO	9
LOB	9

PA: 49

WP: 0 PB: 0 SB: 1 CS: 1

Batter	1	2	3	4	5	6	7	8	9	10	11	AB	R	H	RBI	BB	SO	LOB
2 Denard Span, L (1, 8) OBP: 0.351, SLG: 0.415	B SI 91 S CH 87 X SI 92 1-1 25 CS 6 1B 1B		B CH 86 B FC 88 B SI 90 C SI 90 F FF 92 B FC 88 4-2 28 G6-4-3 BB		C CH 85 F SI 92 B SI 90 B SI 92 X SL 82 2-2 6 2B 1-2 1B		B SI 91 C SI 91 B SL 86 X SI 91 2-1 6 S 28 2B 1B	B CH 85 X SL 83 1-0 P3 1-2			C FF 90 C FF 90 X FF 91 0-2 F7	5	2	3	0	1	0	1
6 Anthony Rendon, R (1, 5) OBP: 0.339, SLG: 0.464	B FF 88 S FC 88 1 SAFE B SI 91 1 SAFE X SI 91 2-1 25 CS 25 HR 1-2 1B		C FF 88 1 SAFE B CH 83 C SL 83 1 SAFE X SL 83 1-2 F8		L FF 91 X SI 92 0-1 20 FC5-4 1-H 2-H 2B		B CU 76 1 SAFE B SL 84 B SL 86 B SL 85 4-0 28 2B 25 SF8 1-2 BB		C SL 88 B FF 98 X SL 87 1-1 G5-3		B SL 80 C FF 90 T FF 91 B FF 91 B SL 81 B FF 91 4-2 28 E 28 1B 12 1B BB	4	3	2	2	2	0	1
28 Jayson Werth, R (1, 9) OBP: 0.384, SLG: 0.455	B SI 91 B FF 91 C FF 89 T FF 90 X SI 92 2-2 L9		F SI 91 D SI 91 B FF 89 F SI 91 X CH 84 2-2 G6-4-3 1-2f		X SL 82 0-0 F7		C SI 91 C SL 86 F CU 77 B SL 86 F SI 90 B SI 88 X SL 86 2-2 25 SF8 34 L7-2 1-3 2-H 2B		X FF 98 0-0 F8		C FF 92 F FS 85 X FF 92 0-2 E8 12 1B 1-3 1B	6	0	2	1	0	0	4
25 Adam LaRoche, L (1, 3) OBP: 0.365, SLG: 0.453 12 Tyler Moore, R (8, 3) OBP: 0.298, SLG: 0.368	B CH 86 C SI 93 X FF 90 1-1 1-H 2-3 HR			F CH 85 B CH 84 C FF 90 S FF 90 1-3 K	I IN 54 I IN 49 I IN 52 I IN 52 4-0 20 FC5-4 IBB		B SL 83 C FF 90 C SL 88 C FF 90 X SL 82 1-2 SF8 2-3 3-H		C FF 98 C SL 88 B FF 98 X FF 98 1-2 L8		B FF 91 X FF 92 1-0 1-2 3-H 1B	2 2	1 0	1 1	3 1	1 0	1 0	0 0
20 Ian Desmond, R (1, 6) OBP: 0.303, SLG: 0.414	C FF 91 X SI 92 0-1 G5-3			B FF 93 B FF 91 X FF 88 2-0 34 E 34 1B 40 SF9 1B	F CH 84 B SI 91 X SI 91 1-1 FC5-4 34 S 1-2f 2-3		B FF 90 B FF 89 B FF 90 B FF 88 4-0 BB			B SI 97 B SI 98 F SI 98 S SI 97 F SI 98 B SI 98 B SL 88 4-2 34 SH1-3 BB	C FS 86 S FS 87 T FF 92 0-2 K	4	1	1	0	2	1	4
34 Bryce Harper, L (1, 7) OBP: 0.343, SLG: 0.427		B SI 92 S CH 86 F SI 87 F FF 93 C FF 90 1-3 K	1 SAFE T SI 90 B SI 91 X SI 90 1-1 E9 1-3 1B	C SI 90 B SI 90 B SL 83 F SL 81 C SI 92 2-3 K 1-2	B FF 90 X CH 78 1-0 L7-2 2 3 3-H				B SL 84 L SI 96 S SI 92 X SL 83 1-2 SH1-3 1-2	X FS 88 0-0 L7	5	0	1	0	0	2	6
40 Wilson Ramos, R (1, 2) OBP: 0.313, SLG: 0.414	B SI 92 X FF 90 1-0 G6-3			X FF 89 0-0 SF9 3-H		B FF 96 C SL 84 X SL 86 1-1 G6-3		S FF 92 B SL 84 X FF 93 1-1 G5-3		I IN 76 I IN 80 I IN 82 I IN 79 4-0 IBB		3	0	0	1	1	0	0
3 Asdrúbal Cabrera, S (1, 4) OBP: 0.312, SLG: 0.400	B FF 92 F SI 93 B FF 92 F CH 86 X CH 86 2-2 1B		F FF 88 F SI 90 B FF 90 D SL 85 B SI 90 X CH 85 3-2 G3		B SL 86 B SI 97 C SI 96 B SI 96 F SI 97 X SI 97 3-2 G4-3		F SL 83 X SL 84 0-1 2 S 1B			B SL 83 F SI 96 S SI 96 X SI 97 1-2 F7	5	0	2	0	0	0	3
37 Stephen Strasburg, R (1, 1) Type: 4 SIE 1K 1CU 21 Steven Souza Jr., R (8, PH) Type: 2 CU 1 SLC 31 Xavier Cedeño, L (7, 1) 22 Drew Storen, S (7, 1) 30 Aaron Barrett, R (8, 1) 46 Matt Thornton, L (8, 1) 17 Nate Schierholtz, L (9, PH) Type: 2 SIE 1K 1CH 29 Rafael Soriano, R (8, 1) 36 Tyler Clippard, R (8, 1) 19 Kevin Frandsen, R (10, PH) 35 Craig Stammen, R (11, 1) Type: 1 SIE 1K 1CH 13 Jerry Blevins, L (11, 1)		C FF 89 S FF 89 X FF 91 0-2 G3		B FF 88 C SI 90 B SI 91 F FF 88 X FF 92 2-2 2 1B 6 2B 1B	S SL 86 F FF 97 S SL 89 0-3 K	D FF 93 F SL 82 1 SAFE 1 SAFE S SI 91 F SI 93 1 SAFE SAFE F SL 82 2-3 F SL 82 B FF 92 S CH 85 K		B SL 84 F SL 84 B SI 98 F SL 84 F SI 98 S SI 98 2-3 K	2 1 1 0 0 0 1 1 0 0 0 0 1 0 0 0 0 0 0 0 0 0 0 0 0 0 0 0 0 0 0 0 0 0 0 1 0 0 1 0 0 0 1 0 0 0 0 0 0 0 0 0 0 0 0 0 1 0 0 0 0 1 2 0 0 0 0 0 0 0 0 0 0 0 0 0 0							
Inning Stats	R: 2 E: 0 K: 0 S: 11 H: 3 LOB: 0 BB: 0 P: 17	R: 0 E: 0 K: 1 S: 11 H: 1 LOB: 1 BB: 0 P: 15	R: 0 E: 0 K: 0 S: 8 H: 0 LOB: 0 BB: 1 P: 15	R: 1 E: 1 K: 1 S: 10 H: 2 LOB: 1 BB: 0 P: 17	R: 2 E: 0 K: 1 S: 14 H: 3 LOB: 2 BB: 1 P: 25	R: 0 E: 0 K: 0 S: 8 H: 0 LOB: 0 BB: 0 P: 12	R: 2 E: 0 K: 0 S: 11 H: 2 LOB: 1 BB: 2 P: 25	R: 0 E: 0 K: 0 S: 11 H: 1 LOB: 1 BB: 0 P: 15	R: 0 E: 0 K: 0 S: 6 H: 0 LOB: 0 BB: 0 P: 8	R: 0 E: 0 K: 1 S: 13 H: 0 LOB: 2 BB: 2 P: 25	R: 1 E: 1 K: 1 S: 13 H: 2 LOB: 2 BB: 1 P: 18	1B: 11 2B: 3 3B: 0 HR: 1 SF: 2 SAC: 1 DP: 2 HBP: 0						

PITCHER		IP	WLS	BF	H	R	ER	SO	BB	IBB	HBP	BLK	WP	HR	S	P	ERA	WHIP
31 Jerome Williams, R ERA: 5.34	(1, 1)	5.0		24	9	5	4	3	1	1	0	0	0	1	54	89	7.20	2.000
57 Luis García, R ERA: 10.8	(6, 1)	1.0		3	0	0	0	1	0	0	0	0	0	0	8	12	0.00	0.000
37 Mike Adams, R ERA: 3.18	(7, 1)	0.0		3	2	2	2	0	1	0	0	0	0	0	7	15	∞	∞
56 Cesar Jimenez, L ERA:	(7, 1)	1.0		3	0	0	0	0	1	0	0	0	0	0	4	10	0.00	1.000
30 Justin De Fratus, R ERA: 2.68	(8, 1)	1.0		4	1	0	0	1	0	0	0	0	0	0	11	15	0.00	1.000

PITCHER		IP	WLS	BF	H	R	ER	SO	BB	IBB	HBP	BLK	WP	HR	S	P	ERA	WHIP
53 Ken Giles, R ERA: 1.19	(9, 1)	1.0		3	0	0	0	0	0	0	0	0	0	0	6	8	0.00	0.000
63 Jake Diekman, L ERA: 3.62	(10, 1)	1.0	W	5	0	0	0	1	1	1	0	0	0	0	13	25	0.00	1.000
58 Jonathan Papelbon, R ERA: 1.67	(11, 1)	1.0	S	6	2	1	1	1	1	0	0	0	0	0	13	18	9.00	3.000

BOTTOM

Philadelphia Phillies @ Washington Nationals
Nationals Park, Washington, DC
Fri Sep 05 2014, 7:09 PM - 11:40 PM EDT
Att. 27,437 - Partly Cloudy - 89 F

livebaseballscorecards.com

AB	41
R	8
H	14
RBI	8
BB	7
SO	7
LOB	23

WP: 0 PA: 51
PB: 0
SB: 3
CS: 2

Batter	1	2	3	4	5	6	7	8	9	AB	R	H	RBI	BB	SO	LOB
2 Ben Revere, L (1, 8) OBP: 0.333, SLG: 0.376	C SI 90 B SI 91 B SI 92 X FF 91 2-1 ① F7		C FF 90 C CU 75 X SI 91 0-2 ② L5		C SI 88 B SI 90 B CH 80 C SI 90 X SI 90 2-2 ① G6-3		B FF 95 B FF 93 F SI 94 B SI 94 C SI 94 F SI 93 S SI 95 3-3 ③ K			4	0	0	0	0	1	1
11 Jimmy Rollins, S (1, 6) OBP: 0.323, SLG: 0.392	B SI 92 X SI 91 1-0 ② P6		C SI 91 F SI 91 B SI 91 B CU 75 X SI 92 2-2 26 1B; 6 1B; 1-2 1B		L CH 81 F CH 82 C SI 90 0-3 ② K			C SI 89 F SI 89 B SI 91 X CU 73 1-2 ① L7		4	1	1	0	0	1	0
26 Chase Utley, L (1, 4) OBP: 0.345, SLG: 0.417	B SI 91 X FF 91 1-0 ③ L7		B SI 92 F SI 92 B SI 92 X SI 92 2-1 6 1B; 1-2 2-3 1B		C CH 82 S CU 74 S SL 85 0-3 ③ K			B SI 91 X SI 90 1-0 ② L4		4	0	1	0	0	1	0
6 Ryan Howard, L (1, 3) OBP: 0.310, SLG: 0.385		B SI 89 B SI 89 B CH 80 B SI 89 4-0 21 FC5-4; BB	B SI 92 X CU 75 1-0 1-3 2-H 3-H 1B			B SI 88 B SI 90 S SI 90 F SI 90 S SI 91 2-3 ① K		X SI 91 0-0 ③ L4		3	0	1	2	1	1	0
24 Grady Sizemore, L (1, 9) OBP: 0.312, SLG: 0.381		C SI 90 B SI 91 X SI 91 1-1 ① L8	C SI 92 B SI 93 C SI 93 F SI 94 B SI 93 B SI 93 F SI 94 F SI 92 C SI 92 3-3 ③ K			C SI 91 F SI 92 C SI 93 0-3 ② K			C SI 90 F SI 90 F CU 74 B SI 90 B CU 73 C SI 91 2-3 ① K	4	0	0	0	0	3	3
9 Domonic Brown, L (1, 7) OBP: 0.283, SLG: 0.351		X SI 90 0-0 ② P5		C SI 91 C SI 91 B FF 90 B SL 84 X SI 92 2-2 ① G6-3		B CH 82 B SI 92 B SI 92 X SI 90 3-0 HR			C SI 90 C SI 91 X SI 90 0-2 ② G6-3	4	1	1	1	0	0	1
21 Wil Nieves, R (1, 2) OBP: 0.279, SLG: 0.376		C SI 91 D SI 92 B SI 92 X SI 91 2-1 ③ FC5-4; 1-2f		C SI 92 S SL 86 F SI 92 S SL 86 0-3 ② K		F SI 93 F SL 86 S SL 86 0-3 ③ K			B CH 85 X SI 90 1-0 ③ G4-3	4	0	0	0	0	2	1
25 Cody Asche, L (1, 5) OBP: 0.310, SLG: 0.384			B FF 89 X SI 90 1-0 ① L9	S CH 83 X SI 92 0-1 1B			C FF 95 F SI 93 S SI 94 0-3 ① K			3	0	1	0	0	1	0
34 A.J. Burnett, R (1, 1) OBP: 0.169, SLG: 0.175 53 Ken Giles, R (8, 1) 58 Jonathan Papelbon, R (9, 1)			C SI 90 C SI 91 X SI 92 0-2 26 1B; 11 1B; 6 1B; 1B	S SI 93 C SL 83 B SL 83 B SL 82 C SI 92 2-3 ③ K			C FF 95 S FF 95 B FF 95 B SL 80 S SI 94 2-3 ② K			3 0 0	1 0 0	1 0 0	0 0 0	0 0 0	2 0 0	1 0 0
Inning Stats	R: 0 E: 0 K: 0 S: 4 H: 0 LOB: 0 BB: 0 P: 8	R: 0 E: 0 K: 0 S: 5 H: 0 LOB: 1 BB: 1 P: 12	R: 2 E: 0 K: 1 S: 19 H: 4 LOB: 2 BB: 0 P: 28	R: 0 E: 0 K: 2 S: 12 H: 1 LOB: 1 BB: 0 P: 16	R: 0 E: 0 K: 2 S: 9 H: 0 LOB: 0 BB: 0 P: 11	R: 1 E: 0 K: 3 S: 10 H: 1 LOB: 0 BB: 0 P: 15	R: 0 E: 0 K: 3 S: 10 H: 0 LOB: 0 BB: 0 P: 15	R: 0 E: 0 K: 0 S: 5 H: 0 LOB: 0 BB: 0 P: 7	R: 0 E: 0 K: 1 S: 8 H: 0 LOB: 0 BB: 0 P: 11	1B: 5 2B: 0 3B: 0 HR: 1 SF: 0 SAC: 0 DP: 0 HBP: 0						

PITCHER		IP	WLS	BF	H	R	ER	SO	BB	IBB	HBP	BLK	WP	HR	S	P	ERA	WHIP
57 Tanner Roark, R ERA: 2.97	(1, 1)	6.0	L	25	6	3	3	8	1	0	0	0	0	1	59	90	4.50	1.167
48 Ross Detwiler, L ERA: 3.88	(7, 1)	1.0		3	0	0	0	3	0	0	0	0	0	0	10	15	0.00	0.000
13 Jerry Blevins, L ERA: 4.88	(8, 1)	2.0		6	0	0	0	1	0	0	0	0	0	0	13	18	0.00	0.000

PITCHER	IP	WLS	BF	H	R	ER	SO	BB	IBB	HBP	BLK	WP	HR	S	P	ERA	WHIP

TOP

Philadelphia Phillies @ Washington Nationals
Nationals Park, Washington, DC
Sat Sep 06 2014, 4:08 PM - 6:41 PM EDT
Att. 37,408 - Partly Cloudy - 93 F

livebaseballscorecards.com

AB	33
R	3
H	6
RBI	3
BB	1
SO	12
LOB	7

BOTTOM

Philadelphia Phillies @ Washington Nationals
Nationals Park, Washington, DC
Sat Sep 06 2014, 4:08 PM - 6:41 PM EDT
Att. 37,408 - Partly Cloudy - 93 F

livebaseballscorecards.com

Batter	1	2	3	4	5	6	7	8	9	AB	R	H	RBI	BB	SO	LOB
2 Denard Span, L (1, 8) OBP: 0.352, SLG: 0.416	C FF 92 X FF 92 0-1 ① P6		F SI 92 B SI 88 X KC 82 1-1 6 CS 1B		B KC 81 X SI 92 1-0 28 1B 6 SF8 2-3 1B		C SI 90 B CH 85 X SI 90 1-1 ③ F8			4	0	2	0	0	0	0
6 Anthony Rendon, R (1, 5) OBP: 0.340, SLG: 0.465	B FF 92 S SI 92 C FF 93 X SI 93 1-2 28 G2-3 1B		D KC 82 B FF 92 1 SAFE B SI 91 C FF 91 B FF 92 4-1 ② 1-2 BB		S SI 91 X SI 92 0-1 ② SF8 1-2 3-H			C FF 98 C SL 87 B SL 89 C SL 88 1-3 ① K		2	0	1	1	1	1	0
28 Jayson Werth, R (1, 9) OBP: 0.383, SLG: 0.453	C SI 92 1 SAFE X KC 83 0-1 ② G2-3 1-2		B SI 91 C SI 91 D KC 82 X SI 92 2-1 ③ F8		S KC 81 B KC 82 S KC 82 D KC 84 D KC 83 X SI 93 3-2 2-3 1B			C SL 87 C FF 98 B FF 98 B FF 99 B SL 88 X FF 99 3-2 ② P4		4	0	1	0	0	0	2
25 Adam LaRoche, L (1, 3) OBP: 0.365, SLG: 0.450	B SI 94 B CH 87 F FF 93 B SI 94 B KC 82 4-1 BB			B SI 90 C KC 80 B KC 81 C SI 91 B SI 91 S SI 92 3-3 ① K	C SI 92 C SI 91 F SI 92 X KC 81 0-2 ③ G4-3			F FF 98 S SL 87 B FF 96 F FF 99 F SL 89 S SL 89 1-3 ③ K2-3		3	0	0	0	1	2	2
20 Ian Desmond, R (1, 6) OBP: 0.302, SLG: 0.413	S KC 82 F SI 93 D KC 84 S KC 84 1-3 ③ K			C SI 90 B KC 82 B KC 82 B FF 92 F SI 92 C SI 92 3-3 ② K		X SI 89 0-0 ① L9			C FF 90 S FS 87 X FF 92 0-2 40 G6-4-3 1B	4	0	1	0	0	2	2
34 Bryce Harper, L (1, 7) OBP: 0.342, SLG: 0.425		C KC 80 F KC 81 B KC 82 S KC 82 1-3 ① K		C KC 81 C SI 92 B SI 92 X SI 92 1-2 1B		F SI 91 F KC 80 F KC 81 F KC 82 X SI 92 0-2 ② L8			S FF 92 F FF 92 F FF 93 S FF 93 0-3 ① K	4	0	1	0	0	2	1
40 Wilson Ramos, R (1, 2) OBP: 0.309, SLG: 0.408		X FF 92 0-0 ② G4-3		B SI 92 X SI 92 1-0 ③ G6-3		X KC 80 0-0 ③ G5-3			X SI 92 0-0 ②③ G6-4-3 1-2f	4	0	0	0	0	0	2
3 Asdrúbal Cabrera, S (1, 4) OBP: 0.313, SLG: 0.400		C SI 93 B KC 83 C SI 93 F FF 93 X KC 83 1-2 ③ L8			B KC 80 B SI 91 C SI 90 B SI 91 F SI 91 X SI 92 3-2 2 1B 57 SH1-4 6 SF8 1B		B SI 89 B SI 89 C SI 90 S SI 90 X SI 90 2-2 ① G3			3	1	1	0	0	0	0
57 Tanner Roark, R (1, 1) OBP: 0.115, SLG: 0.115 48 Ross Detwiler, R (7, 1) 17 Nate Schierholtz, L (7, PH) OBP: 0.233, SLG: 0.299 13 Jerry Blevins, L (8, 1)			B SI 90 B FF 91 C SI 91 F SI 91 X SI 91 2-2 ① G6-3		X 0-0 ① SH1-4 1-2		X SI 90 0-0 ② L8			1 0 1 0	0 0 0 0	0 0 0 0	0 0 0 0	0 0 0 0	0 0 0 0	0 0 0 0
Inning Stats	R: 0 E: 0 K: 1 S: 11 H: 1 LOB: 2 BB: 1 P: 17	R: 0 E: 0 K: 1 S: 8 H: 0 LOB: 0 BB: 0 P: 10	R: 0 E: 0 K: 0 S: 8 H: 1 LOB: 1 BB: 1 P: 17	R: 0 E: 0 K: 2 S: 10 H: 1 LOB: 1 BB: 0 P: 18	R: 1 E: 0 K: 0 S: 14 H: 3 LOB: 2 BB: 0 P: 21	R: 0 E: 0 K: 0 S: 7 H: 0 LOB: 0 BB: 0 P: 7	R: 0 E: 0 K: 0 S: 6 H: 0 LOB: 0 BB: 0 P: 9	R: 0 E: 0 K: 2 S: 11 H: 0 LOB: 0 BB: 0 P: 16	R: 0 E: 0 K: 1 S: 8 H: 1 LOB: 0 BB: 0 P: 8	1B: 7 2B: 0 3B: 0 HR: 0		SF: 1 SAC: 1 DP: 1 HBP: 0		WP: 0 PB: 0 SB: 0 CS: 1		PA: 34

AB	30
R	1
H	7
RBI	1
BB	2
SO	7
LOB	9

PITCHER		IP	WLS	BF	H	R	ER	SO	BB	IBB	HBP	BLK	WP	HR	S	P	ERA	WHIP
34 A.J. Burnett, R ERA: 4.29	(1, 1)	7.0	W	28	6	1	1	4	2	0	0	0	0	0	64	99	1.29	1.143
53 Ken Giles, R ERA: 1.16	(8, 1)	1.0	H	3	0	0	0	2	0	0	0	0	0	0	11	16	0.00	0.000
58 Jonathan Papelbon, R ERA: 1.64	(9, 1)	1.0	S	3	1	0	0	1	0	0	0	0	0	0	8	8	0.00	1.000

PITCHER	IP	WLS	BF	H	R	ER	SO	BB	IBB	HBP	BLK	WP	HR	S	P	ERA	WHIP

Batter	1	2	3	4	5	6	7	8	9	AB	R	H	RBI	BB	SO	LOB
11 Jimmy Rollins, S (1, 6) OBP: 0.323, SLG: 0.390	B FF 90 S SI 91 F SI 91 B CH 83 F FF 92 B FF 93 X SI 92 3-2 ① G6-3		C CH 82 B SI 92 S SI 92 B CH 84 X SI 93 2-2 ② G4-3		C SI 92 C FF 92 B SI 91 B CU 79 X CH 84 2-2 ③ G5-3			B FF 93 T FF 92 1 SAFE 1 SAFE B CH 82 B CH 81 B FF 92 4-1 ② 1-2 BB		3	0	0	0	1	0	0
24 Grady Sizemore, L (1, 7) OBP: 0.311, SLG: 0.379	B SI 91 F SI 91 X SI 92 1-1 ③ 3 E 3 E 1B		B SI 91 X FF 92 1-0 ③ F8			B FF 89 F FF 88 C FF 90 B SI 90 F SI 92 F FF 91 F FF 93 F FF 92 S CH 82 2-3 ① K		B FF 92 X CH 81 1-0 ③ G2-3		4	1	1	0	0	1	1
51 Carlos Ruiz, R (1, 2) OBP: 0.359, SLG: 0.393	B SI 91 X SI 90 1-0 ② F9			B SI 90 C SI 90 X CH 83 1-1 ② 3 1B 18 SF9 2B		C SI 90 B CU 75 X SI 91 1-1 ② L8			C SL 82 B SL 83 F FF 94 B SL 82 B FF 94 X FF 93 3-2 ① L7	4	1	1	0	0	0	1
3 Marlon Byrd, R (1, 9) OBP: 0.312, SLG: 0.459	F SI 92 1 SAFE B FF 91 X FF 91 1-1 ② E8 1-H 1B			B FF 92 F FF 92 C CU 77 F FF 91 X CU 78 1-2 7 F9 18 SF9 2-3 1B		B CU 75 F FF 92 X SI 92 1-1 ③ G6-3			C SL 82 F SL 82 F FF 94 F CH 87 S SL 83 0-3 ② K	4	0	2	0	0	1	0
18 Darin Ruf, R (1, 3) OBP: 0.370, SLG: 0.475 6 Ryan Howard, L (9, PH) OBP: 0.309, SLG: 0.384	B SI 88 B SI 90 F FF 90 D CH 83 X SI 91 3-1 ③ L8			B FF 90 X CH 82 1-0 ① SF9 1-2 3-H			B SI 88 S CH 80 B FF 90 B CH 82 F SI 91 F CH 82 X CH 82 3-2 7 G5-4-3 1B		B CH 86 C SI 93 B CH 87 S SL 81 B SL 84 S CH 86 3-3 ③ K	2 1	0 0	1 0	1 0	0 0	0 1	1 0
7 Maikel Franco, R (1, 5) OBP: 0.083, SLG: 0.091		B SI 90 S CH 82 B CH 82 F SI 92 B SI 92 X SI 91 3-2 ① F7		B CH 83 S CH 81 X FF 92 1-1 ② F9 2-3			C SL 85 S SL 85 X SL 86 0-2 ①② G5-4-3 1-2f			3	0	0	0	0	0	2
13 Freddy Galvis, S (1, 4) OBP: 0.143, SLG: 0.138		C SI 92 F CH 83 X CH 85 0-2 ② G6-3		B CH 83 F SI 92 B SI 91 B CH 83 S CH 84 F SI 93 X CH 82 3-2 ③ P6			C SI 94 B SL 86 F SI 94 S CH 89 1-3 ③ K			3	0	0	0	0	1	1
19 Tony Gwynn Jr., L (1, 8) OBP: 0.274, SLG: 0.198 2 Ben Revere, L (8, PH) OBP: 0.334, SLG: 0.377 (8, 8)		C FF 92 C SI 90 X FF 92 0-2 ③ L5			C FF 90 C SI 89 F SI 90 B FF 91 B CU 76 F SI 90 B FF 92 F FF 91 X FF 92 3-2 ① F9			C CH 81 B FF 92 B CU 73 F CH 81 B FF 93 X CH 82 3-2 11 CS 1B		2 1	0 0	0 1	0 0	0 0	0 0	0 0
35 Cole Hamels, L (1, 1) OBP: 0.167, SLG: 0.185 37 Mike Adams, R (7, 1) 26 Chase Utley, L (8, PH) OBP: 0.345, SLG: 0.417 59 Antonio Bastardo, R (8, 1)			C FF 91 B FF 91 C FF 92 B CU 76 C FF 92 2-3 ① K		C FF 91 B FF 92 B SI 91 C FF 91 C FF 92 2-3 ② K			B CH 81 1 SAFE F FF 92 1 SAFE X FF 92 1-1 ① P6		2 0 1 0	0 0 0 0	0 0 0 0	0 0 0 0	2 0 0 0	0 0 0 0	0 0 1 0
Inning Stats	R: 1 H: 2 E: 1 LOB: 1 K: 0 BB: 0 S: 11 P: 20	R: 0 H: 0 E: 0 LOB: 0 K: 0 BB: 0 S: 9 P: 12	R: 0 H: 0 E: 0 LOB: 0 K: 1 BB: 0 S: 7 P: 12	R: 1 H: 2 E: 0 LOB: 1 K: 0 BB: 0 S: 13 P: 20	R: 0 H: 0 E: 0 LOB: 0 K: 1 BB: 0 S: 12 P: 19	R: 0 H: 0 E: 0 LOB: 0 K: 1 BB: 0 S: 11 P: 15	R: 0 H: 1 E: 0 LOB: 0 K: 1 BB: 0 S: 10 P: 14	R: 0 H: 1 E: 0 LOB: 1 K: 0 BB: 1 S: 7 P: 16	R: 0 H: 0 E: 0 LOB: 0 K: 2 BB: 0 S: 11 P: 17	1B: 5 SF: 1 2B: 1 SAC: 0 3B: 0 DP: 1 HR: 0 HBP: 0						WP: 0 PA: 32 PB: 0 SB: 0 CS: 1	

PITCHER		IP	WLS	BF	H	R	ER	SO	BB	IBB	HBP	BLK	WP	HR	S	P	ERA	WHIP
47 Gio González, L ERA: 3.78	(1, 1)	6.0	W	23	5	2	1	3	0	0	0	0	0	0	67	105	1.50	0.833
30 Aaron Barrett, R ERA: 3.0	(7, 1)	1.0	H	2	0	0	0	1	0	0	0	0	0	0	6	7	0.00	0.000
36 Tyler Clippard, R ERA: 2.01	(8, 1)	1.0	H	4	1	0	0	0	1	0	0	0	0	0	7	16	0.00	2.000
22 Drew Storen, R ERA: 1.34	(9, 1)	1.0	S	3	0	0	0	2	0	0	0	0	0	0	11	17	0.00	0.000

PITCHER	IP	WLS	BF	H	R	ER	SO	BB	IBB	HBP	BLK	WP	HR	S	P	ERA	WHIP

TOP

Philadelphia Phillies @ Washington Nationals
Nationals Park, Washington, DC
Sun Sep 07 2014, 1:38 PM - 4:56 PM EDT
Att. 29,108 - Sunny - 75 F

livebaseballscorecards.com

AB	30
R	2
H	6
RBI	1
BB	1
SO	6
LOB	7

BOTTOM

Philadelphia Phillies @ Washington Nationals
Nationals Park, Washington, DC
Sun Sep 07 2014, 1:38 PM - 4:56 PM EDT
Att. 29,108 - Sunny - 75 F

livebaseballscorecards.com

Batter	1	2	3	4	5	6	7	8	9	AB	R	H	RBI	BB	SO	LOB
2 Denard Span, L (1, 8) OBP: 0.353, SLG: 0.414	B FF 90 B FF 91 C FF 91 F FF 92 B FC 88 F FC 88 T FF 93 3-2 ① K		B FC 89 C FC 88 B CH 85 C FC 88 F FF 95 X FF 90 2-2 ② L9		B CU 78 B FC 89 F FF 94 B SI 92 B FF 94 4-1 1-2 BB		F FF 93 B SI 94 B FC 89 B FC 88 B FF 95 4-1 6 S BB			2	0	0	0	2	1	0
6 Anthony Rendon, R (1, 5) OBP: 0.341, SLG: 0.464	C FF 92 B FF 94 B CH 85 B FF 92 X CH 85 3-1 ② F7		B FF 93 C FF 94 X FC 90 1-1 1B		B SI 93 C FC 89 B CH 87 B FF 94 F FF 94 S CH 85 3-3 ② K		1 SAFE 1 SAFE 1 SAFE 1 SAFE 1 SAFE C FF 93 B FF 94 S SI 93 F CU 79 4-2 B FF 93 F CH 85 B CH 86 B SI 94 28 G6-4-3 1-2 BB			3	0	1	0	1	1	2
28 Jayson Werth, R (1, 9) OBP: 0.380, SLG: 0.450	B FF 93 F FF 93 S CH 86 F CU 79 F FF 94 C SI 93 1-3 ③ K		B SI 93 C FF 94 F FF 94 B FF 93 B CU 77 T FC 90 3-2 ③ K		T CH 87 C SI 94 F SI 95 B FF 96 D CU 80 B CU 78 X CH 86 3-2 ③ F9		B SI 90 B SL 86 C SL 86 B FF 90 X FF 90 3-1 ② ③ G6-4-3 1-2f			4	0	0	0	0	2	5
25 Adam LaRoche, L (1, 3) OBP: 0.366, SLG: 0.464		X FC 89 0-0 HR		B FF 91 F FF 93 X FF 93 1-1 HR		B CU 77 B FC 89 F CH 85 S CH 87 X CH 86 2-2 ① F9		B SL 83 B SL 83 C FF 90 B SL 83 F SL 82 C FF 91 3-3 ① K		4	2	2	2	0	1	0
20 Ian Desmond, R (1, 6) OBP: 0.304, SLG: 0.417		B FF 91 B SI 93 X FF 92 2-0 3 F9 2B		S CH 86 S FF 94 B FF 94 F CH 85 X CH 86 1-2 ① G6-3		X CH 86 0-0 7 BLK 7 SF7 2B		C FF 92 S SL 84 B FF 92 F FF 94 B SL 84 B FF 93 S SL 85 3-3 ② K		4	1	2	0	0	1	0
7 Scott Hairston, R (1, 7) OBP: 0.256, SLG: 0.319 34 Bryce Harper, L (7, 7) OBP: 0.344, SLG: 0.425		B FC 89 X FC 90 1-0 ① F7		F SI 94 S FC 91 S CH 86 0-3 ② K		C FF 95 B SI 93 X CH 86 1-1 ② SF7 2-H		F FF 93 B FF 92 B SL 85 F SL 85 F FF 93 B FF 93 B FF 94 4-2 3 BB		2 0	0 0	0 0	1 0	0 1	1 0	1 0
3 Asdrúbal Cabrera, S (1, 4) OBP: 0.314, SLG: 0.400		S SI 93 X FC 88 0-1 ② F9 2-3		F SI 93 B FF 94 B FF 94 S CH 87 S FF 92 2-3 ③ K		X FF 92 0-0 59 S 1B		B SL 83 B FF 93 F FF 92 B SL 84 F FF 93 F FF 94 F FF 93 B FF 92 4-2 1-2 BB		3	0	1	0	1	1	1
59 Jose Lobaton, S (1, 2) OBP: 0.292, SLG: 0.306		B CH 84 X FF 94 1-0 ③ G1-3			F CH 84 X CH 85 0-1 47 FC2-6 1B	B SI 93 1 SAFE B FC 88 F FF 94 S CH 84 F FF 94 F FF 94 B FC 90 X CH 86 3-2 ③ G5-3 1-2		B FF 93 C SL 84 2 SAFE S FF 92 X FF 93 1-2 ③ F9		4	0	1	0	0	0	4
47 Gio González, R (1, 1) OBP: 0.103, SLG: 0.205 30 Aaron Barrett, R (7, 1) 19 Kevin Frandsen, R (7, PH) OBP: 0.299, SLG: 0.314 36 Tyler Clippard, R (8, 1) 22 Drew Storen, S (9, 1)			C FF 92 F FF 93 S FF 93 0-3 ① K		L CH 84 X CH 85 0-1 ① FC2-6 2 BB 1-2f		F CH 83 S FC 88 X SI 94 0-2 ① F8			2 0 0 1 0 0	0 0 0 0 0 0	0 0 0 0 0 0	0 0 0 0 0 0	0 0 0 0 0 0	1 0 0 0 0 0	1 0 0 0 0 0
Inning Stats	R: 0 E: 0 K: 2 S: 11 H: 0 LOB: 0 BB: 0 P: 18	R: 1 E: 0 K: 0 S: 6 H: 2 LOB: 1 BB: 0 P: 10	R: 0 E: 0 K: 2 S: 12 H: 1 LOB: 1 BB: 0 P: 18	R: 1 E: 0 K: 2 S: 12 H: 1 LOB: 0 BB: 0 P: 16	R: 0 E: 0 K: 1 S: 12 H: 1 LOB: 2 BB: 1 P: 22	R: 1 E: 0 K: 0 S: 12 H: 2 LOB: 1 BB: 0 P: 18	R: 0 E: 0 K: 0 S: 10 H: 0 LOB: 1 BB: 2 P: 21	R: 0 E: 0 K: 2 S: 17 H: 0 LOB: 2 BB: 2 P: 32		1B: 3 2B: 2 3B: 0 HR: 2	SF: 1 SAC: 0 DP: 1 HBP: 0		WP: 0 PB: 0 SB: 2 CS: 0	PA: 35	

	AB	29
	R	3
	H	7
	RBI	3
	BB	5
	SO	9
	LOB	14

PITCHER		IP	WLS	BF	H	R	ER	SO	BB	IBB	HBP	BLK	WP	HR	S	P	ERA	WHIP
35 Cole Hamels, L ERA: 2.56	(1, 1)	6.1	L	29	7	3	3	7	3	0	0	1	0	2	73	118	4.26	1.579
37 Mike Adams, R	(7, 1)	0.2		1	0	0	0	0	0	0	0	0	0	0	2	5	0.00	0.000
59 Antonio Bastardo, L ERA: 4.14	(8, 1)	1.0		5	0	0	0	2	2	0	0	0	0	0	17	32	0.00	2.000

PITCHER	IP	WLS	BF	H	R	ER	SO	BB	IBB	HBP	BLK	WP	HR	S	P	ERA	WHIP

Batter	1	2	3	4	5	6	7	8	9	AB	R	H	RBI	BB	SO	LOB
6 Starling Marte, R (1, 7) OBP: 0.350, SLG: 0.440	C SL 76 F SI 90 B SI 91 B FC 87 X SI 92 2-2 22 1B 1B		X SI 89 0-0 2B		C FC 87 X SI 91 0-1 1-H HR		C SL 78 F SL 79 B SL 78 F FC 87 B SL 79 C SI 92 2-3 ② K	D SL 85 C SL 82 F SI 97 F SL 84 S SL 85 1-3 ③ K		5	1	3	2	0	2	1
23 Travis Snider, L (1, 9) OBP: 0.324, SLG: 0.411 25 Gregory Polanco, L (7, 9) OBP: 0.311, SLG: 0.344	B SI 90 B CH 83 1 SAFE X SI 90 2-0 ① L8		B FC 87 S CH 82 F CH 82 D CH 83 D SL 79 S FC 89 3-3 ① K		B CH 82 C FC 88 B SI 91 B FC 88 B SI 90 4-1 22 BB BB		B SL 78 C SI 90 S CH 83 X CH 84 1-2 ③ G3-1		C SL 81 X SL 80 0-1 ① F9	3 1	0 0	0 0	0 0	1 0	1 0	2 0
22 Andrew McCutchen, R (1, 8) OBP: 0.402, SLG: 0.536	X SI 91 0-0 1-2 1B		B SI 91 X FC 89 1-0 ② G6-3		S FC 87 D CH 82 D SL 81 B SI 91 F SI 91 F FC 89 B SI 92 4-2 1-2 BB			F CH 82 F CH 82 X SI 92 0-2 E5 18 1B 1B	X SI 92 0-0 1B	4	1	3	0	1	0	1
18 Neil Walker, S (1, 4) OBP: 0.349, SLG: 0.465	F SI 91 F CH 82 C SI 91 0-3 ② K		B SL 78 F CH 81 X SL 80 1-1 ③ G3		C FC 88 F SI 91 C FC 89 0-3 ② K			T CH 83 X CH 83 0-1 55 1B 17 SF9 2-H 1B	X FF 91 0-0 ② P5	5	1	1	1	0	2	6
55 Russell Martin, R (1, 2) OBP: 0.410, SLG: 0.412	C SL 78 B FC 88 X SI 91 1-1 ③ F9			C FC 86 C SI 90 F SL 77 S FC 88 0-3 ① K	S CH 82 B SI 92 B FC 90 S CH 84 X FC 84 2-2 ③ P5			B FC 88 X FC 89 1-0 10 E 1-3 1B	C SL 81 B SI 91 X FF 91 1-1 ③ G3	5	1	1	0	0	1	5
15 Ike Davis, L (1, 3) OBP: 0.351, SLG: 0.372 17 Gaby Sanchez, R (8, PH) OBP: 0.300, SLG: 0.399 (8, 3)		C SI 89 B SI 89 X CH 81 1-1 ① G5-3		B FC 88 B FC 88 S FC 87 X SL 79 2-1 ② G3-1		C CH 81 B SI 91 F SI 90 F CH 83 S SL 80 1-3 ① K		B SL 82 X SI 96 1-0 ① SF9 3-H		3 0	0 0	0 0	0 1	0 0	1 0	0 0
10 Jordy Mercer, R (1, 6) OBP: 0.304, SLG: 0.394		C SL 76 X CH 82 0-1 2B		C FC 86 B FC 87 S FC 87 B SL 78 F SI 92 X CH 83 2-2 ③ G6-3		X SI 92 0-0 ② F9		F SI 97 B SI 97 F SI 97 D SL 86 B SL 84 F SI 98 X SI 99 3-2 E9 59 2B 1-H 2B		4	1	2	1	0	0	0
59 Brent Morel, R (1, 5) OBP: 0.216, SLG: 0.229		B FC 86 S FC 86 X SI 90 1-1 ② L7			B SL 76 F FC 85 B FC 87 X SI 89 2-1 49 FC5-6 1B	B CH 83 C SI 91 C SI 92 X CH 82 1-2 ③ G6-3		F SI 98 X SI 97 0-1 3-H 2B		4	0	2	1	0	0	1
49 Jeff Locke, L (1, 1) OBP: 0.171, SLG: 0.128 57 Andrew Lambo, L (8, PH) OBP: 0.250, SLG: 0.375 48 Jared Hughes, R (8, 1) 44 Tony Watson, L (8, 1) OBP: 0.333, SLG: 0.333 35 Mark Melancon, R (9, 1)		C SI 91 B SI 90 F FC 88 F SI 91 C SI 91 1-3 ③ K			B SL 79 L SI 89 D CH 81 B SI 90 C SI 90 X SI 91 3-2 ① FC5-6 6 HR 1-2f		C SI 89 B SI 88 F SI 90 S SL 79 1-3 ① K	B SL 82 C SL 83 S SI 97 S SI 98 1-3 ② K		3 1 0 0 0	1 0 0 0 0	0 0 0 0 0	0 0 0 0 0	2 0 0 0 0	2 1 0 0 0
Inning Stats	R: 0 E: 0 K: 1 S: 10 H: 2 LOB: 2 BB: 0 P: 15	R: 0 E: 0 K: 1 S: 10 H: 1 LOB: 1 BB: 0 P: 13	R: 0 E: 0 K: 1 S: 7 H: 1 LOB: 1 BB: 0 P: 12	R: 0 E: 0 K: 1 S: 10 H: 0 LOB: 0 BB: 0 P: 14	R: 2 E: 0 K: 1 S: 17 H: 2 LOB: 2 BB: 2 P: 32	R: 0 E: 0 K: 1 S: 9 H: 0 LOB: 0 BB: 0 P: 11	R: 0 E: 0 K: 2 S: 10 H: 0 LOB: 0 BB: 0 P: 14	R: 4 E: 2 K: 2 S: 20 H: 5 LOB: 1 BB: 0 P: 27	R: 0 E: 0 K: 0 S: 6 H: 1 LOB: 1 BB: 0 P: 7	1B: 7 2B: 4 3B: 0 HR: 1 SF: 1 SAC: 0 DP: 0 HBP: 0						

PITCHER		IP	WLS	BF	H	R	ER	SO	BB	IBB	HBP	BLK	WP	HR	S	P	ERA	WHIP
38 Kyle Kendrick, R ERA: 4.83	(1, 1)	7.0	L	32	9	5	5	8	2	0	0	0	0	1	79	118	6.43	1.571
63 Jake Diekman, L ERA: 3.74	(8, 1)	0.1		3	2	1	1	0	0	0	0	0	0	0	7	11	27.00	6.000
57 Luis García, R ERA: 9.82	(8, 1)	0.2		2	0	0	0	2	0	0	0	0	0	0	7	9	0.00	0.000
30 Justin De Fratus, R ERA: 2.63	(9, 1)	1.0		4	1	0	0	0	0	0	0	0	0	0	6	7	0.00	1.000

PITCHER	IP	WLS	BF	H	R	ER	SO	BB	IBB	HBP	BLK	WP	HR	S	P	ERA	WHIP

TOP

Pittsburgh Pirates @ Philadelphia Phillies
Citizens Bank Park, Philadelphia, PA
Mon Sep 08 2014, 7:10 PM - 10:17 PM EDT
Att. 23,140 - Cloudy - 71 F

livebaseballscorecards.com

AB	38
R	6
H	12
RBI	6
BB	2
SO	10
LOB	19

WP: 0 PA: 41
PB: 0
SB: 0
CS: 0

BOTTOM

Batter	1	2	3	4	5	6	7	8	9	AB	R	H	RBI	BB	SO	LOB
2 Ben Revere, L (1, 8) OBP: 0.331, SLG: 0.374	C SI 91 B KC 79 B SI 93 X SI 93 2-1 ① G3			C SI 91 X SI 92 0-1 ① G1-3		X SI 90 0-0 ① G4-3		B SI 94 C SI 95 X SI 94 1-1 FC6 (26 3B) 1-2 2-3		4	1	0	0	0	0	2
11 Jimmy Rollins, S (1, 6) OBP: 0.323, SLG: 0.394 13 Freddy Galvis, S (5, 6) OBP: 0.141, SLG: 0.136 16 César Hernández, S (8, PH) OBP: 0.292, SLG: 0.282 (9, 6)	L KC 76 S CH 81 S CH 81 0-3 ② K			C SI 92 X SI 92 0-1 6 1B 3B		C SI 92 B CH 81 B SI 92 B SI 91 F SI 91 F CH 79 F CH 78 X CH 77 3-2 ② G5-3		F SI 94 X SI 95 0-1 ② SF8 2-3 3-H		2 1 0	1 0 0	1 0 0	0 0 1	0 0 0	1 0 0	0 0 0
26 Chase Utley, L (1, 4) OBP: 0.344, SLG: 0.419	F SI 94 F CH 82 B KC 84 X SI 93 1-2 ③ G3-1			D CH 79 F SI 91 L SI 92 F KC 80 X SI 91 1-2 ② G3-4		B SI 92 C SI 91 F SI 91 B KC 81 B SI 92 F SI 92 C CH 79 3-3 ③ K		F SL 83 F SI 95 B SL 83 X SL 82 1-2 1-H 3-H 3B		4	0	1	2	0	1	1
6 Ryan Howard, L (1, 3) OBP: 0.310, SLG: 0.384 19 Tony Gwynn Jr., L (8, PR) OBP: 0.274, SLG: 0.198 30 Justin De Fratus, S (9, 1)		B SI 93 F SI 93 S KC 78 B SI 93 F CH 80 F SI 94 C SI 93 2-3 ① K		B KC 77 F SI 92 S CH 79 X CH 79 1-2 3 2B 3-H 1B			F SI 90 F SI 91 S SI 92 0-3 ① K	F SI 95 B SI 94 S SI 95 H SI 95 2-2 3 FC6-4 HBP		3 0 0	0 0 0	1 0 0	1 0 0	0 0 0	2 0 0	0 0 0
3 Marlon Byrd, R (1, 9) OBP: 0.312, SLG: 0.459		S KC 79 F SI 93 S KC 82 0-3 ② K2-3		X SI 91 0-0 1-3 2B			C SI 91 X KC 81 0-1 ② G5-3	B SL 84 X SI 95 1-0 ③ FC6-4 1-2f		4	0	1	0	0	1	2
18 Darin Ruf, R (1, 7) OBP: 0.351, SLG: 0.446 (9, 3)		C SI 94 B SI 93 F CH 82 B KC 82 X SI 93 2-2 ③ G4-3		S KC 76 B SI 92 S KC 79 F KC 80 B SI 92 T KC 78 2-2 ③ K			B CH 79 C SI 92 C SI 91 T KC 82 1-2 ③ K		C FF 93 F FC 94 F KC 81 F KC 82 S KC 82 0-3 ① K	4	0	0	0	0	3	2
51 Carlos Ruiz, R (1, 2) OBP: 0.356, SLG: 0.389			C SI 91 C KC 81 C SI 92 0-3 ① K		C SI 91 B SI 91 B CH 80 X SI 92 2-1 ① G5-3			B SI 92 C SI 93 B SL 86 B SI 93 C SI 93 S SI 93 3-3 ① K	F FC 94 F FF 92 B KC 83 B FC 93 F FC 91 F KC 82 X KC 82 2-2 ② G5-3	4	0	0	0	0	2	0
7 Maikel Franco, R (1, 5) OBP: 0.125, SLG: 0.133			B KC 79 S CH 81 X SI 92 1-1 ② G6-3		B CH 79 C CH 78 C KC 79 B KC 81 C SI 92 2-3 ② K			X SI 93 0-0 2 E 9 HBP 16 SF8 1B	F FF 93 C KC 81 B FC 92 B KC 81 X FF 93 2-2 ③ G5-3	4	1	1	0	0	1	0
38 Kyle Kendrick, R (1, 1) OBP: 0.100, SLG: 0.085 63 Jake Diekman, R (8, 1) 57 Luis García, R (8, 1) 9 Domonic Brown, L (8, PH) OBP: 0.285, SLG: 0.351 (9, 7)			S SI 92 B KC 81 C SI 93 B CH 80 X SI 92 2-2 ③ P4		X SI 92 0-0 ③ G6-3			F SI 92 H SL 89 1-1 16 SF8 2 E 26 3B 1-2 HBP		2 0 0 0	0 0 0 1	0 0 0 0	0 0 0 0	0 0 0 0	0 0 0 0	0 0 0 0
Inning Stats	R: 0 E: 0 K: 1 S: 8 H: 0 LOB: 0 BB: 0 P: 11	R: 0 E: 0 K: 2 S: 11 H: 0 LOB: 0 BB: 0 P: 15	R: 0 E: 0 K: 1 S: 8 H: 0 LOB: 0 BB: 0 P: 11	R: 1 E: 0 K: 1 S: 16 H: 3 LOB: 2 BB: 0 P: 20	R: 0 E: 0 K: 1 S: 6 H: 0 LOB: 0 BB: 0 P: 10	R: 0 E: 0 K: 1 S: 10 H: 0 LOB: 0 BB: 0 P: 16	R: 0 E: 0 K: 2 S: 8 H: 0 LOB: 0 BB: 0 P: 9	R: 3 E: 1 K: 1 S: 15 H: 2 LOB: 2 BB: 0 P: 24	R: 0 E: 0 K: 1 S: 13 H: 0 LOB: 0 BB: 0 P: 17	1B: 2 2B: 1 3B: 2 HR: 0 SF: 1 SAC: 0 DP: 0 HBP: 2						

PITCHER		IP	WLS	BF	H	R	ER	SO	BB	IBB	HBP	BLK	WP	HR	S	P	ERA	WHIP
49 Jeff Locke, L ERA: 3.6	(1, 1)	7.0	W	24	3	1	1	9	0	0	0	0	0	0	67	92	1.29	0.429
48 Jared Hughes, R ERA: 1.98	(8, 1)	0.1		4	1	3	0	1	0	0	1	0	0	0	7	12	0.00	3.000
44 Tony Watson, L ERA: 1.61	(8, 1)	0.2	H	4	1	0	0	0	0	0	1	0	0	0	8	12	0.00	1.500
35 Mark Melancon, R ERA: 2.03	(9, 1)	1.0	S	3	0	0	0	1	0	0	0	0	0	0	13	17	0.00	0.000

PITCHER	IP	WLS	BF	H	R	ER	SO	BB	IBB	HBP	BLK	WP	HR	S	P	ERA	WHIP

Pittsburgh Pirates @ Philadelphia Phillies
Citizens Bank Park, Philadelphia, PA
Mon Sep 08 2014, 7:10 PM - 10:17 PM EDT
Att. 23,140 - Cloudy - 71 F

livebaseballscorecards.com

AB	32
R	4
H	5
RBI	4
BB	0
SO	11
LOB	7

Batter	1	2	3	4	5	6	7	8	9	AB	R	H	RBI	BB	SO	LOB
5 Josh Harrison, R (1, 5) OBP: 0.348, SLG: 0.511	C SI 89 X FF 91 0-1 G6-3		B SI 90 B FF 89 C FF 91 S CH 82 X CH 83 2-2 G6-3		S FF 88 X SI 89 0-1 G6-3		B SL 82 F SL 81 B SI 90 C FF 91 B FF 93 X SI 92 3-2 6 1B 1B		B FF 93 S FF 92 F FF 92 S SL 80 1-3 K	5	0	1	0	0	1	1
6 Starling Marte, R (1, 7) OBP: 0.353, SLG: 0.444	B FF 89 X FF 89 1-0 G6-3		L CH 81 C FF 90 F FC 90 B FF 92 B CU 80 B CH 83 B FF 90 4-2 22 S 55 2B BB		B CU 77 F SI 90 B SI 90 X FF 90 2-1 22 G5-3 2B		B FF 90 F SI 90 1 SAFE S FF 90 B SL 80 X SL 82 2-2 1-2 1B			3	1	2	0	1	0	0
22 Andrew McCutchen, R (1, 8) OBP: 0.401, SLG: 0.533	B FF 91 C CH 81 S CU 78 H FF 91 2-2 HBP		C FF 89 B SI 89 B SI 90 1 SAFE C FF 92 F FF 89 D CH 83 S CH 84 3-3 K 1-2		B SI 90 X CU 78 1-0 G5-3 2-3		C FF 91 S FF 92 B FF 94 F FF 92 S SL 81 1-3 K			3	0	0	0	0	2	4
18 Neil Walker, S (1, 4) OBP: 0.349, SLG: 0.462	1 SAFE C FF 89 F SI 90 B CU 79 F FF 90 S CH 82 1-3 K		B SI 91 S CU 79 B SI 92 B FF 91 B CH 84 4-1 55 2B BB		D CH 82 X FF 89 1-0 F7			C FF 99 B FF 98 F FF 99 B SL 89 X FF 100 2-2 G6-3		3	1	0	0	1	1	2
55 Russell Martin, R (1, 2) OBP: 0.411, SLG: 0.416		B CH 80 B FF 89 B SI 90 C SI 89 X SI 91 3-1 1B	F CH 83 X FF 90 0-1 1-H 2-H 2B			X SI 89 0-0 G6-3		X FF 99 0-0 L7		4	0	2	2	0	0	0
15 Ike Davis, L (1, 3) OBP: 0.347, SLG: 0.368		F SI 91 X FF 89 0-1 F7	B CU 77 X FF 90 1-0 L9			C SI 89 C CU 78 B CH 81 F CH 81 C FF 89 1-3 K		C SL 86 B FF 98 C SL 87 B SL 86 C SL 88 2-3 K		4	0	0	0	0	2	1
25 Gregory Polanco, L (1, 9) OBP: 0.314, SLG: 0.344		C CH 80 B CH 82 B SI 91 F CH 82 B CU 79 F CH 82 B SI 90 4-2 10 2B BB		F SI 89 C SI 90 C SI 89 0-3 K		B CH 81 C SI 90 X CU 77 1-1 G4-3			B FF 91 C FF 91 X FS 85 1-1 57 G3 10 SH3 1B	3	1	1	0	1	1	0
10 Jordy Mercer, R (1, 6) OBP: 0.305, SLG: 0.396		C FF 89 C CU 78 1 SAFE X CU 78 0-2 1-H 2B		C SI 90 F FF 89 X SI 91 0-2 G6-3			C SI 91 B FF 92 X SL 81 1-1 L5		L FF 91 X FF 92 0-1 SH3 1-2	3	0	1	1	0	0	0
36 Edinson Volquez, R (1, 1) OBP: 0.083, SLG: 0.022 23 Travis Snider, L (7, PH) OBP: 0.323, SLG: 0.409 37 Justin Wilson, L (7, 1) 48 Jared Hughes, R (8, 1) 57 Andrew Lambo, L (9, PH) OBP: 0.240, SLG: 0.360		S FF 89 X FF 89 0-1 G5-3		C SI 90 C SI 90 S CH 83 0-3 K			X FF 91 0-0 G4-3		C FF 92 B FF 92 S FF 91 X FS 87 1-2 G3 2-3	2 1 0 0 1	0 0 0 0 0	0 0 0 0 0	0 0 0 0 0	1 0 0 0 0	1 0 0 0 1	1 0 0 0 1
Inning Stats	R: 0 E: 0 K: 1 S: 9 H: 0 LOB: 1 BB: 0 P: 13	R: 1 E: 0 K: 0 S: 12 H: 2 LOB: 1 BB: 1 P: 19	R: 2 E: 0 K: 1 S: 14 H: 1 LOB: 1 BB: 2 P: 28	R: 0 E: 0 K: 2 S: 9 H: 0 LOB: 0 BB: 0 P: 9	R: 0 E: 0 K: 0 S: 6 H: 1 LOB: 1 BB: 0 P: 10	R: 0 E: 0 K: 1 S: 7 H: 0 LOB: 0 BB: 0 P: 9	R: 0 E: 0 K: 1 S: 13 H: 2 LOB: 2 BB: 0 P: 20	R: 0 E: 0 K: 1 S: 7 H: 0 LOB: 0 BB: 0 P: 11	R: 0 E: 0 K: 1 S: 10 H: 1 LOB: 1 BB: 0 P: 13	1B: 4 2B: 3 3B: 0 HR: 0 SF: 0 SAC: 1 DP: 0 HBP: 1						

PITCHER		IP	WLS	BF	H	R	ER	SO	BB	IBB	HBP	BLK	WP	HR	S	P	ERA	WHIP
55 David Buchanan, R ERA: 3.9	(1, 1)	6.0		25	4	3	2	5	3	0	1	0	0	0	57	88	3.00	1.167
30 Justin De Fratus, R ERA: 2.57	(7, 1)	1.0	W	5	2	0	0	1	0	0	0	0	0	0	13	20	0.00	2.000
53 Ken Giles, R ERA: 1.13	(8, 1)	1.0	H	3	0	0	0	1	0	0	0	0	0	0	7	11	0.00	0.000
58 Jonathan Papelbon, R ERA: 1.61	(9, 1)	1.0	S	4	1	0	0	1	0	0	0	0	0	0	10	13	0.00	1.000

PITCHER	IP	WLS	BF	H	R	ER	SO	BB	IBB	HBP	BLK	WP	HR	S	P	ERA	WHIP

TOP

Pittsburgh Pirates @ Philadelphia Phillies
Citizens Bank Park, Philadelphia, PA
Tue Sep 09 2014, 7:07 PM - 10:02 PM EDT
Att. 26,900 - Cloudy - 70 F

livebaseballscorecards.com

AB	32
R	3
H	7
RBI	3
BB	3
SO	8
LOB	10

WP: 0 PA: 37
PB: 0
SB: 1
CS: 0

BOTTOM

Pittsburgh Pirates @ Philadelphia Phillies
Citizens Bank Park, Philadelphia, PA
Tue Sep 09 2014, 7:07 PM - 10:02 PM EDT
Att. 26,900 - Cloudy - 70 F

Batter	1	2	3	4	5	6	7	8	9	AB	R	H	RBI	BB	SO	LOB
2 Ben Revere, L (1, 8) OBP: 0.329, SLG: 0.371	C SI 92 B KC 77 F SI 93 X CH 85 1-2 G4-3 ①	B CH 83 F SI 93 X KC 78 1-1 G4-3-6-3 ② ③ 1-2f			C SI 92 B CH 84 X CH 83 1-1 G4-3 ②		C FF 97 B FF 96 1 SAFE F FF 97 1 SAFE 1 SAFE 1 SAFE S FF 96 1-3 K ②			4	0	0	0	0	1	2
7 Maikel Franco, R (1, 5) OBP: 0.200, SLG: 0.263	C SI 93 B KC 81 B SI 95 X FF 94 2-1 26 1B 2B		C SI 92 S CH 82 B KC 79 S CH 83 1-3 K ①		S KC 80 S CH 84 B SI 85 F CH 84 F CH 85 X SI 94 1-2 G4-3 ③		1 SAFE B FF 97 C FF 95 B FF 96 X FC 92 2-1 1-H 1B			4	1	2	1	0	1	0
26 Chase Utley, L (1, 4) OBP: 0.345, SLG: 0.419	B SI 94 B SI 94 X SI 93 2-0 3 BB 2-H 1B		C SI 93 B KC 77 S CH 84 B FF 94 F SI 94 F KC 79 X SI 94 2-2 P5 ②			B CH 82 C KC 77 F CH 84 H KC 80 2-2 9 S HBP	C FF 97 B FF 96 X FF 96 1-1 G6-3 ③			3	0	1	1	0	0	1
6 Ryan Howard, L (1, 3) OBP: 0.308, SLG: 0.381 58 Jonathan Papelbon, R (9, 1)	C KC 79 F SI 93 S KC 79 0-3 K ②		X SI 94 0-0 F7 ③			F KC 79 S CH 85 B SI 94 S CH 86 1-3 K ①		B SL 86 F SI 92 S CH 88 B CH 88 B SL 88 X SI 94 3-2 G5-3 ①		4 0	0 0	0 0	0 0	0 0	2 0	2 0
3 Marlon Byrd, R (1, 9) OBP: 0.313, SLG: 0.458	1 SAFE B KC 78 B SI 93 C SI 93 B CH 84 B FF 94 4-1 1-2 BB			S CH 83 X SI 92 0-1 51 G6-4-3 1B		1 SAFE B KC 81 1 SAFE 1 SAFE C CH 84 F CH 84 S KC 81 1-3 K ②		B SI 93 S SL 87 B SL 88 S SI 94 S SI 95 2-3 K ②		3	0	1	0	1	2	1
9 Domonic Brown, L (1, 7) OBP: 0.284, SLG: 0.349	C SI 94 X SI 94 0-1 P5 ③			S CH 84 X SI 94 0-1 L7 ①		S CH 84 S CH 86 B CH 86 B FF 93 D CH 86 F CH 85 F CH 85 F SI 95 F KC 81 4-2 D CH 87 1-2 BB		B CH 90 X SI 95 1-0 G6-3 ③		3	0	0	0	1	0	3
51 Carlos Ruiz, R (1, 2) OBP: 0.353, SLG: 0.386		X SI 93 0-0 G6-3 ①		1 SAFE C SI 93 C SI 92 X CH 86 0-2 G6-4-3 ② ③ 1-2f		B CH 84 C KC 80 C FF 94 B SI 95 S SI 95 2-3 K ③				3	0	0	0	0	1	3
13 Freddy Galvis, S (1, 6) OBP: 0.179, SLG: 0.242		C SI 94 F SI 94 B KC 78 F KC 80 B CH 86 X SI 93 2-2 55 1B 2B			B SI 92 X SI 92 1-0 HR		B FF 96 X FC 91 1-0 7 S 7 1B 1B			3	3	3	1	0	0	0
55 David Buchanan, R (1, 1) OBP: 0.167, SLG: 0.074 30 Justin De Fratus, S (7, 1) 16 César Hernández, S (7, PH) OBP: 0.289, SLG: 0.279 53 Ken Giles, R (8, 1) 18 Darin Ruf, R (9, 3) OBP: 0.351, SLG: 0.446		B FF 93 X FF 94 1-0 2 64-3-6-3 2-H 1B			B SI 92 X SI 91 1-0 G5-3 ①		L FF 97 L FF 96 1 SAFE B FF 96 S FF 97 1-3 K ①			2 0 1 0 0	0 0 0 0 0	1 0 0 0 0	1 0 0 0 0	0 0 1 0 0	0 0 1 0 0	0 0 1 0 0
Inning Stats	R: 1 E: 0 K: 1 S: 12 H: 2 LOB: 2 BB: 1 P: 21	R: 1 E: 0 K: 0 S: 8 H: 2 LOB: 0 BB: 0 P: 12	R: 0 E: 0 K: 1 S: 9 H: 0 LOB: 0 BB: 0 P: 12	R: 0 E: 0 K: 0 S: 7 H: 1 LOB: 0 BB: 0 P: 7	R: 1 E: 0 K: 0 S: 9 H: 1 LOB: 0 BB: 0 P: 13	R: 0 E: 0 K: 3 S: 17 H: 0 LOB: 2 BB: 1 P: 27	R: 1 E: 0 K: 2 S: 11 H: 2 LOB: 1 BB: 0 P: 17	R: 0 E: 0 K: 1 S: 7 H: 0 LOB: 0 BB: 0 P: 13		1B: 5 2B: 2 3B: 0 HR: 1 SF: 0 SAC: 0 DP: 2 HBP: 1				WP: 0 PB: 0 SB: 2 CS: 0 PA: 33		

	AB	30
	R	4
	H	8
	RBI	4
	BB	2
	SO	8
	LOB	13

livebaseballscorecards.com

PITCHER	IP	WLS	BF	H	R	ER	SO	BB	IBB	HBP	BLK	WP	HR	S	P	ERA	WHIP
36 Edinson Volquez, R (1, 1) ERA: 3.36	6.0		25	6	3	3	5	2	0	1	0	0	1	62	92	4.50	1.333
37 Justin Wilson, L (7, 1) ERA: 4.23	1.0	L	5	2	1	1	2	0	0	0	0	0	0	11	17	9.00	2.000
48 Jared Hughes, R (8, 1) ERA: 1.95	1.0		3	0	0	0	1	0	0	0	0	0	0	7	13	0.00	0.000

PITCHER	IP	WLS	BF	H	R	ER	SO	BB	IBB	HBP	BLK	WP	HR	S	P	ERA	WHIP

TOP

Pittsburgh Pirates @ Philadelphia Phillies
Citizens Bank Park, Philadelphia, PA
Wed Sep 10 2014, 7:07 PM - 10:14 PM EDT
Att. 25,315 - Cloudy - 79 F

livebaseballscorecards.com

Batter	1	2	3	4	5	6	7	8	9	AB	R	H	RBI	BB	SO	LOB
5 Josh Harrison, R (1, 5) OBP: 0.351, SLG: 0.514	C FF 91 F FF 90 F FF 92 H CH 86 1-2 22 1B 6 HBP 55 1B HBP	C SL 80 X FF 89 0-1 1B		F FF 92 X CU 79 0-1 ③ G5-3		S SL 85 S SL 87 F SL 88 F SL 89 X SI 99 0-2 6 1B 1-3 3-H 2B		B FF 95 C FF 95 C FF 96 S FF 97 1-3 ① K		4	1	2	1	0	1	0
6 Starling Marte, R (1, 7) OBP: 0.356, SLG: 0.447	B FF 87 C CH 87 1 SAFE H SI 92 2-1 22 1B 55 1B 1-2 HBP	B FF 91 X SI 88 1-0 ② P4			C CU 78 C FC 87 F FF 90 F SI 91 F FF 92 S CH 86 0-3 ① K	C SL 85 X SL 87 0-1 22 PB 2-3 3-H 1B		X FF 96 0-0 2B		4	1	2	1	0	1	1
22 Andrew McCutchen, R (1, 8) OBP: 0.403, SLG: 0.539	D FF 90 C SI 88 X FF 92 1-1 23 FC4 55 1B 1-2 2-3 1B	S SI 88 S SI 90 X SI 88 0-2 ③ G6-3			X FF 92 0-0 IHR	B FF 95 B FF 97 D SL 87 B SL 84 4-0 55 G5-4-3 1-2 BB		D CU 79 C CH 82 B CU 77 C CH 83 B CU 79 F FF 97 X CU 77 3-2 ② G6-3		4	1	2	1	1	0	2
18 Neil Walker, S (1, 4) OBP: 0.345, SLG: 0.457	B SI 92 F FC 90 D SI 87 B SI 92 S SI 92 S FF 89 3-3 ① K		C SI 91 F FF 89 B SI 92 F SI 92 X CH 86 1-2 ① F7		B FF 89 X SI 91 1-0 ② G4-3	C SL 79 X CH 78 0-1 ① P3		B FF 85 B FF 96 F CH 83 D FF 96 C FF 96 F CU 78 F FF 97 F FF 96 F FF 95 3-3 S CU 80 ③ K		5	0	0	0	0	2	7
55 Russell Martin, R (1, 2) OBP: 0.411, SLG: 0.424	B FF 89 C FF 86 X CH 86 1-1 23 FC4 1-2 2-H 3-H 1B		F SI 92 F SI 92 B SL 85 B FF 90 B SI 91 T CH 85 3-2 ② K		X FF 90 0-0 HR	F SL 81 B SL 81 B CH 79 X CH 78 2-1 ②③ G5-4-3 1-2f			C FF 92 C SL 76 X CH 82 0-2 ① G5-3	5	1	2	3	0	1	3
23 Travis Snider, L (1, 9) 31 Jose Tabata, R (7, PH) OBP: 0.324, SLG: 0.333 25 Gregory Polanco, L (7, 9) OBP: 0.313, SLG: 0.342	B SI 92 B FF 90 F SI 92 D FF 88 F SI 91 F FF 89 X SI 92 3-2 ② FC4 17 S 1-2f 2-3		T SI 92 X SI 92 0-1 1B		C CH 84 X SI 91 0-1 2B		C FF 88 C FF 89 B FF 89 B FF 89 F CH 80 S SL 80 2-3 ① K		C SL 78 B FF 93 B FF 93 B CH 82 X SI 93 3-1 ② L8	3 1 1	0 0 0	2 0 0	0 0 0	0 0 0	0 1 0	2 0 0
17 Gaby Sanchez, R (1, 3) OBP: 0.298, SLG: 0.392	B FF 91 B SI 92 S FF 88 S SI 92 B SI 91 B FF 91 4-2 1-2 BB		B SI 92 C CH 85 C CH 86 S CH 86 1-3 ③ K		B FF 88 B SI 90 C FF 88 F SI 90 C FF 90 2-3 ③ K		X FF 89 0-0 ② G5-3		C SL 79 B SL 80 X SI 93 1-1 ③ G6-3	4	0	0	0	1	2	2
10 Jordy Mercer, R (1, 6) OBP: 0.306, SLG: 0.396	B SI 92 C SI 92 B FF 92 F FF 91 S FC 90 2-3 ③ K		B FF 91 F FF 88 B CH 84 F FF 88 C FF 93 2-3 ① K			C FF 96 B SL 85 X SI 97 1-1 57 1B 5 2B 1B	C SL 80 B CH 81 F CH 79 F FF 89 F FF 89 X FF 90 1-2 1B		4	1	2	0	0	2	3
46 Vance Worley, R (1, 1) OBP: 0.067, SLG: 0.100 57 Andrew Lambo, L (6, PH) OBP: 0.269, SLG: 0.385 60 Bobby LaFromboise, L (6, 1) 26 Tony Sanchez, R (7, PH) OBP: 0.308, SLG: 0.370 43 John Holdzkom, R (7, 1) 44 Tony Watson, L (8, 1) OBP: 0.333, SLG: 0.333 35 Mark Melancon, R (9, 1)		C FF 91 X FF 89 0-1 ① F8		C FF 92 B SI 93 F FF 91 S CH 85 1-3 ② K		C SI 97 F SI 97 B SI 98 X SL 86 1-2 5 2B 6 1B 1-3 1B	S SL 81 F SL 83 D CH 80 B CH 80 T FF 90 2-2 ③ K		2 1 0 1 0 0 0	0 1 0 0 0 0 0	0 1 0 0 0 0 0	0 0 0 0 0 0 0	1 0 0 1 0 0 0	0 0 0 1 0 0 0	0 0 0 1 0 0 0
Inning Stats	R: 2 E: 0 K: 2 S: 20 H: 2 LOB: 3 BB: 1 P: 37	R: 0 E: 0 K: 0 S: 8 H: 1 LOB: 1 BB: 0 P: 9	R: 0 E: 0 K: 2 S: 12 H: 1 LOB: 1 BB: 0 P: 17	R: 0 E: 0 K: 2 S: 8 H: 0 LOB: 0 BB: 0 P: 11	R: 2 E: 0 K: 2 S: 14 H: 3 LOB: 1 BB: 0 P: 17	R: 2 E: 0 K: 0 S: 16 H: 4 LOB: 2 BB: 1 P: 24	R: 0 E: 0 K: 2 S: 13 H: 1 LOB: 1 BB: 0 P: 18	R: 0 E: 0 K: 2 S: 15 H: 1 LOB: 1 BB: 0 P: 22	R: 0 E: 0 K: 0 S: 7 H: 0 LOB: 0 BB: 0 P: 11	1B: 8 2B: 3 3B: 0 HR: 2	SF: 0 SAC: 0 DP: 1 HBP: 2	WP: 0 PB: 1 SB: 1 CS: 0	PA: 43			

	AB	39
	R	6
	H	13
	RBI	6
	BB	2
	SO	12
	LOB	21

PITCHER		IP	WLS	BF	H	R	ER	SO	BB	IBB	HBP	BLK	WP	HR	S	P	ERA	WHIP
31 Jerome Williams, R ERA: 5.44	(1, 1)	5.0	L	25	7	4	4	8	1	0	2	0	0	1	62	91	7.20	1.600
57 Luis García, R ERA: 12.27	(6, 1)	0.0		5	4	2	2	0	1	0	0	0	0	0	12	18	∞	∞
56 Cesar Jimenez, L ERA:	(6, 1)	2.0		6	1	0	0	2	0	0	0	0	0	0	17	24	0.00	0.500
75 Miguel Alfredo Gonzalez, R ERA: 9.0	(8, 1)	1.0		4	1	0	0	2	0	0	0	0	0	0	15	22	0.00	1.000
61 Sean O'Sullivan, R ERA: 6.39	(9, 1)	1.0		3	0	0	0	0	0	0	0	0	0	0	7	11	0.00	0.000

PITCHER	IP	WLS	BF	H	R	ER	SO	BB	IBB	HBP	BLK	WP	HR	S	P	ERA	WHIP

BOTTOM

Batter	1	2	3	4	5	6	7	8	9	AB	R	H	RBI	BB	SO	LOB
2 Ben Revere, L (1, 8) OBP: 0.327, SLG: 0.369	C SI 87 X SL 80 0-1 G4-3 ①		B SI 90 B SL 85 X SI 89 2-0 G3 ② 2-2 G3 ③	D SL 86 B SI 90 C SI 90 F SI 89 X SL 86			C FF 95 X FF 96 0-1 G4-3 ③			4	0	0	0	0	0	2
24 Grady Sizemore, L (1, 9) OBP: 0.308, SLG: 0.375	C SI 87 X CH 83 0-1 F7 ②		C SI 90 F SI 90 B SL 85 S KC 80 1-3 K	C SI 86 B SL 83 X SI 88 1-1 G4-3 ①				B SI 93 F SI 94 S SI 95 X SI 95 1-2 G4-3 ①		4	0	0	0	0	1	0
26 Chase Utley, L (1, 4) OBP: 0.343, SLG: 0.415	C FF 88 B SI 89 C FF 89 F SI 89 X SL 83 2-2 G5-3 ③		C KC 78 F SI 89 B KC 77 F SI 90 1 SAFE X KC 78 1-2 F7 ③		B SI 88 X SI 88 1-0 G4-3 ②			C SI 95 C SI 95 S SI 95 0-3 K ②		4	0	0	0	0	1	1
6 Ryan Howard, L (1, 3) OBP: 0.308, SLG: 0.379		B SI 88 B SL 81 X SL 82 2-0 G3-1 ①		B SI 89 S SL 83 B SI 90 B SI 89 C SL 84 F SI 91 F SL 85 D SL 86 4-2 13 BB 25 1B 31 1B BB	B SL 86 F SL 84 X SI 90 1-1 G4-3 ③			C SI 95 S SI 95 B SI 96 F SI 95 S SL 85 1-3 K ③		3	1	0	0	1	1	0
9 Domonic Brown, L (1, 7) OBP: 0.283, SLG: 0.347 18 Darin Ruf, R (6, PH) OBP: 0.342, SLG: 0.433 (7, 7)		C SI 88 C SL 82 F SI 88 B SL 78 B SI 92 F SL 85 B KC 79 C SL 83 3-3 K ②	C SL 83 X SI 90 0-1 13 BB 31 1B 1-2 1B	B KC 77 B SL 83 F SL 84 F SI 89 B SI 89 S FF 90 3-3 K ①		F SI 89 B SI 89 B SI 89 X SL 78 2-1 G5-3 ①			C FF 92 B FF 91 X FC 91 1-1 G6-3 ①	2 2	0 0	0 0	0 0	0 0	2 0	1 0
25 Cody Asche, L (1, 5) OBP: 0.312, SLG: 0.388		C KC 75 B SL 83 B KC 75 X SI 90 2-1 21 1B 2B				F SI 90 C SL 78 S SL 77 0-3 K2-3 ②			B FC 92 C FC 91 S FC 92 B KC 82 F KC 82 S FC 92 2-3 K ②	4	2	2	0	0	2	0
21 Wil Nieves, R (1, 2) OBP: 0.278, SLG: 0.371		C FF 88 B SI 87 B SI 89 X SI 88 2-1 2-H 1B	C SL 84 B FF 90 X SI 88 1-1 F9 ②			B SI 89 C SI 90 S CH 80 S CH 79 1-3 K ③		X FC 92 0-0 G6-3 ③		4	0	1	1	0	1	2
13 Freddy Galvis, S (1, 6) OBP: 0.186, SLG: 0.234		B KC 77 B KC 76 S SL 82 B FF 89 S FF 89 F SI 88 S SL 83 3-3 K2-3 ③		D SL 84 C SL 83 B SI 89 B SI 90 B SL 84 4-1 31 1B 1-2 2-3 BB			B FF 95 C FF 94 T FF 96 X CH 85 1-2 F9 ①			2	0	0	0	1	1	1
31 Jerome Williams, R (1, 1) OBP: 0.111, SLG: 0.111 57 Luis García, R (6, 1) 56 Cesar Jimenez, L (6, 1) 16 César Hernández, S (7, PH) OBP: 0.287, SLG: 0.276 75 Miguel Alfredo Gonzalez, R (8, 1) 61 Sean O'Sullivan, R (9, 1)			C FF 87 S SL 82 B SI 88 B SI 88 B SL 84 X SI 90 3-2 G5-3 ①	C FF 90 X SI 91 0-1 1-3 2-H 3-H 1B			F FF 95 B FF 96 S FF 96 S FF 96 1-3 K ②			2 0 0 0 1 0 0	0 0 0 0 0 0 0	1 0 0 0 0 0 0	2 0 0 0 0 0 0	0 0 0 0 0 1 0	0 0 0 0 0 0 0	0 0 0 0 0 0 0
Inning Stats	R: 0 E: 0 K: 0 S: 7 H: 0 LOB: 0 BB: 0 P: 9	R: 1 E: 0 K: 2 S: 14 H: 2 LOB: 1 BB: 0 P: 26	R: 0 E: 0 K: 1 S: 11 H: 0 LOB: 1 BB: 0 P: 18	R: 2 E: 0 K: 1 S: 17 H: 2 LOB: 2 BB: 2 P: 31	R: 0 E: 0 K: 0 S: 5 H: 0 LOB: 0 BB: 0 P: 8	R: 0 E: 0 K: 2 S: 8 H: 0 LOB: 0 BB: 0 P: 11	R: 0 E: 0 K: 1 S: 8 H: 0 LOB: 0 BB: 0 P: 10	R: 0 E: 0 K: 2 S: 10 H: 0 LOB: 0 BB: 0 P: 12	R: 0 E: 0 K: 1 S: 7 H: 0 LOB: 0 BB: 0 P: 10	1B: 3 2B: 1 3B: 0 HR: 0	SF: 0 SAC: 0 DP: 0 HBP: 0			WP: 1 PB: 0 SB: 0 CS: 0	PA: 34		

PITCHER	IP	WLS	BF	H	R	ER	SO	BB	IBB	HBP	BLK	WP	HR	S	P	ERA	WHIP
46 Vance Worley, R (1, 1) ERA: 3.18	5.0	W	22	4	3	3	4	2	0	0	0	1	0	54	92	5.40	1.200
60 Bobby LaFromboise, L (6, 1) ERA:	1.0	H	3	0	0	0	2	0	0	0	0	0	0	8	11	0.00	0.000
43 John Holdzkom, R (7, 1) ERA:	1.0	H	3	0	0	0	1	0	0	0	0	0	0	8	10	0.00	0.000
44 Tony Watson, L (8, 1) ERA: 1.59	1.0	H	3	0	0	0	2	0	0	0	0	0	0	10	12	0.00	0.000
35 Mark Melancon, R (9, 1) ERA: 2.0	1.0	S	3	0	0	0	1	0	0	0	0	0	0	7	10	0.00	0.000

PITCHER	IP	WLS	BF	H	R	ER	SO	BB	IBB	HBP	BLK	WP	HR	S	P	ERA	WHIP

Pittsburgh Pirates @ Philadelphia Phillies
Citizens Bank Park, Philadelphia, PA
Wed Sep 10 2014, 7:07 PM - 10:14 PM EDT
Att. 25,315 - Cloudy - 79 F

livebaseballscorecards.com

AB	32
R	3
H	4
RBI	3
BB	2
SO	10
LOB	7

Batter	1	2	3	4	5	6	7	8	9	AB	R	H	RBI	BB	SO	LOB
5 Josh Harrison, R (1, 5) OBP: 0.347, SLG: 0.508	B FF 93 F SI 92 B SI 92 F SI 92 S KC 82 2-3 ① K		B SI 92 X KC 82 1-0 ② P4		B SI 93 X SI 91 1-0 ③ P4		B FF 95 C FF 96 B SL 85 S SL 85 X FF 97 2-2 ① G4-3		C CH 82 X FF 94 0-1 ② F9 2-3	5	0	0	0	0	1	1
23 Travis Snider, L (1, 9) (3, 7) OBP: 0.328, SLG: 0.413	C SI 93 B KC 80 C KC 80 T KC 82 1-2 ② K		B CH 85 B CH 87 C SI 93 F SI 93 B SI 94 B KC 81 4-2 22 WP BB			F SI 92 F KC 81 F KC 82 B FF 93 X SI 93 1-2 22 2B 18 2B 1B	B SL 84 S SI 97 X FF 97 1-1 ② G5-3		S FF 95 S FF 95 D CU 79 X CH 82 1-2 ③ F7	4	1	1	0	1	1	2
22 Andrew McCutchen, R (1, 8) OBP: 0.402, SLG: 0.538	X SI 92 0-0 ③ G6-3		S KC 81 B KC 83 F SI 91 F SI 94 F FF 93 X FF 94 1-2 ③ P4 1-2			B KC 82 D KC 83 1 SAFE C SI 92 1 SAFE X SI 92 2-1 18 2B 55 SF7 1-3 2B	B FF 96 S FF 96 S SL 85 F SL 86 B SL 84 B SI 96 X FF 97 3-2 ③ G1-3			4	1	1	0	0	0	1
18 Neil Walker, S (1, 4) OBP: 0.348, SLG: 0.460		T SI 93 B SI 92 B KC 80 S SI 93 F KC 82 C SI 93 2-3 ① K		C SI 92 B SI 92 B CH 87 B SI 92 F SI 93 B SI 94 4-2 25 G6-3 55 G6-3 BB		B SI 94 X SI 93 1-0 55 SF7 25 1B 2-3 3-H 2B		B FF 92 S FF 92 X FF 93 1-1 55 G5-3 1B		3	1	2	1	1	1	0
55 Russell Martin, R (1, 2) OBP: 0.410, SLG: 0.424		S KC 82 B SI 94 F FF 93 B FF 94 X KC 82 2-2 6 HBP 15 1B 1B		C SI 92 B SI 92 X SI 89 1-1 ① G6-3 1-2		C KC 82 F SI 92 B FF 91 F KC 83 B FF 93 F SI 92 F KC 82 X KC 82 2-2 ① SF7 2-3 3-H		B SL 81 C FF 92 S FF 93 B SL 84 B SL 84 1 SAFE X FF 93 3-2 ① G5-3 1-2		3	1	1	1	0	0	2
6 Starling Marte, R (1, 7) OBP: 0.357, SLG: 0.447 25 Gregory Polanco, L (3, 9) OBP: 0.313, SLG: 0.342		F SI 94 B SI 93 1 SAFE 1 SAFE H KC 81 2-1 15 1B HBP 1-2 HBP		S KC 82 B SI 92 X SI 93 1-1 ② G6-3 2-3		B SI 92 X SI 92 1-0 15 S 1B 3-H		B FF 92 B FF 92 S FF 92 B SL 84 X FF 93 3-1 ② F8		0 3	0 0	0 1	0 1	0 0	0 0	0 2
15 Ike Davis, L (1, 3) OBP: 0.347, SLG: 0.367 17 Gaby Sanchez, R (8, PH) OBP: 0.297, SLG: 0.391 (8, 3)		S KC 81 S KC 82 X KC 82 0-2 10 G6-4-3 1B 1-3 2-H		B SI 94 D KC 83 C SI 93 C KC 82 S KC 83 2-3 ③ K		D KC 80 D CH 85 D KC 82 C SI 93 C SI 92 S KC 82 3-3 ② K 1-2		B FF 92 D SL 82 C FF 92 B FF 92 S FF 93 X FF 94 3-2 ③ G5-3		3 1	0 0	1 0	1 0	0 0	2 0	2 1
10 Jordy Mercer, R (1, 6) OBP: 0.306, SLG: 0.394		X SI 94 0-0 ② ③ G6-4-3 1-2f			C SI 90 B FF 92 B KC 80 X SI 93 2-1 ① L8	I IN 74 I IN 76 I IN 77 I IN 79 4-0 IBB			B FF 94 F FF 93 C CU 75 B FF 95 F CH 82 B FF 97 F FF 95 F FF 94 F CU 77 3-2 ① L6 X FF 95	3	0	0	0	1	0	2
47 Francisco Liriano, L (1, 1) OBP: 0.125, SLG: 0.079 57 Andrew Lambo, L (9, PH) OBP: 0.296, SLG: 0.444 39 Chase d'Arnaud, R (9, PR) 48 Jared Hughes, R (9, 1) 35 Mark Melancon, R (9, 1)			C FF 92 X SI 92 0-1 ① G4-3		C SI 92 B KC 80 F SI 92 C KC 81 1-3 ② K	C KC 79 B SI 92 F SI 92 F KC 82 S SI 92 1-3 ③ K			B CH 83 X FF 96 1-0 5 F9 2B	3 1 0 0 0	0 0 0 0 0	0 1 0 0 0	0 0 0 0 0	0 0 0 0 0	2 0 0 0 0	2 0 0 0 0

Inning Stats	1	2	3	4	5	6	7	8	9
	R: 0 E: 0 K: 2 S: 7	H: 0 LOB: 0 BB: 0 P: 10	R: 1 E: 0 K: 1 S: 12	H: 2 LOB: 1 BB: 0 P: 18	R: 0 E: 0 K: 0 S: 10	H: 0 LOB: 1 BB: 1 P: 16	R: 0 E: 0 K: 1 S: 9	H: 0 LOB: 1 BB: 1 P: 17	R: 0 E: 0 K: 1 S: 6	H: 0 LOB: 0 BB: 0 P: 10	R: 3 E: 0 K: 2 S: 21	H: 4 LOB: 2 BB: 1 P: 36	R: 0 E: 0 K: 0 S: 9	H: 0 LOB: 0 BB: 0 P: 15	R: 0 E: 0 K: 0 S: 10	H: 1 LOB: 1 BB: 0 P: 20	R: 0 E: 0 K: 0 S: 13	H: 1 LOB: 2 BB: 0 P: 18

PITCHER		IP	WLS	BF	H	R	ER	SO	BB	IBB	HBP	BLK	WP	HR	S	P	ERA	WHIP	PITCHER		IP	WLS	BF	H	R	ER	SO	BB	IBB	HBP	BLK	WP	HR	S	P	ERA	WHIP
34 A.J. Burnett, R ERA: 4.34	(1, 1)	6.0	L	27	6	4	4	7	2	1	1	0	1	0	65	107	6.00	1.333																			
57 Luis García, R ERA: 10.8	(7, 1)	1.0		3	0	0	0	0	0	0	0	0	0	0	9	15	0.00	0.000																			
59 Antonio Bastardo, L ERA: 4.07	(8, 1)	1.0		4	1	0	0	0	0	0	0	0	0	0	10	20	0.00	1.000																			
75 Miguel Alfredo Gonzalez, R ERA: 6.0	(9, 1)	1.0		4	1	0	0	0	0	0	0	0	0	0	13	18	0.00	1.000																			

TOP

Pittsburgh Pirates @ Philadelphia Phillies
Citizens Bank Park, Philadelphia, PA
Thu Sep 11 2014, 7:10 PM - 10:18 PM EDT
Att. 26,535 - Partly Cloudy - 81 F

livebaseballscorecards.com

AB	33
R	4
H	8
RBI	4
BB	3
SO	7
LOB	15

WP: 1	PA: 38
PB: 0	
SB: 1	
CS: 0	

1B: 5	SF: 1
2B: 3	SAC: 0
3B: 0	DP: 1
HR: 0	HBP: 1

BOTTOM

Pittsburgh Pirates @ Philadelphia Phillies
Citizens Bank Park, Philadelphia, PA

Thu Sep 11 2014, 7:10 PM - 10:18 PM EDT
Att. 26,535 - Partly Cloudy - 81 F

livebaseballscorecards.com

Batter	1	2	3	4	5	6	7	8	9	AB	R	H	RBI	BB	SO	LOB
2 Ben Revere, L (1, 8) OBP: 0.326, SLG: 0.368	B FF 93 C SI 92 X FF 93 1-1 G6-3		B FF 94 X FF 94 1-0 L7			C SI 94 X FF 95 0-1 7 WP 1B		B FF 92 C SI 92 C SL 87 F SL 86 S SL 88 1-3 K		4	0	1	0	0	1	2
7 Maikel Franco, R (1, 5) OBP: 0.208, SLG: 0.227	B FF 93 B FF 92 S CH 85 S CH 85 S SL 87 2-3 K		S CH 86 D CH 87 S SL 87 S SL 86 1-3 K			B FF 94 B CH 86 B CH 84 C FF 92 B FF 92 4-1 1-2 BB		B SL 86 S CH 85 B CH 85 X FF 92 2-1 G6-3		3	0	0	0	1	2	2
3 Marlon Byrd, R (1, 9) OBP: 0.313, SLG: 0.457	S CH 86 S SL 86 B SL 87 X CH 86 1-2 G5-3			X SI 93 0-0 F9		C CH 86 X SL 85 0-1 F6			F SI 94 X SI 94 0-1 6 WP 51 1B 1B	4	1	1	0	0	0	2
6 Ryan Howard, L (1, 3) OBP: 0.309, SLG: 0.377		B SI 92 F SI 93 B SL 87 C SL 86 B SL 89 B SL 86 4-2 51 G4-6-3 BB		B FF 93 S FF 94 S CH 86 B SL 89 S SL 89 2-3 K		B SL 86 B SI 93 F SI 95 C SL 89 S SL 86 2-3 K			C SI 95 B SI 95 B CH 89 B SI 94 F SI 93 F CH 88 D SI 95 4-2 1-2 51 1B BB	2	0	0	0	2	2	2
18 Darin Ruf, R (1, 7) OBP: 0.325, SLG: 0.408		C FF 92 F SI 94 F SL 85 S CH 87 0-3 K		C FF 94 C SL 86 S SL 86 0-3 K			S SL 83 B SI 94 B CH 84 S SL 84 B SL 85 X FF 94 3-2 L8		C FF 93 T FF 92 S KC 81 0-3 K	4	0	0	0	0	3	3
51 Carlos Ruiz, R (1, 2) OBP: 0.355, SLG: 0.387		B FF 93 F SL 85 F SI 95 X CH 88 1-2 G4-6-3 1-2f			X FF 92 0-0 F8		B SL 84 C SL 84 B CH 86 X CH 86 2-1 1B		B FC 93 X FF 91 1-0 1-2 2-H 1B	4	0	2	1	0	0	1
16 César Hernández, S (1, 4) OBP: 0.288, SLG: 0.278 26 Chase Utley, L (9, PH) OBP: 0.342, SLG: 0.415			X FF 92 0-0 13 1B 1B		C SI 93 S SL 85 B SL 86 B CH 87 S SL 85 2-3 K2-3		B SI 93 C SL 85 S CH 86 D SL 86 1 SAFE B SL 84 F SL 83 S CH 86 3-3 K		B FC 92 C FC 92 F KC 81 S FF 92 1-3 K	3 1	0 0	1 0	0 0	0 0	2 1	1 2
13 Freddy Galvis, S (1, 6) OBP: 0.192, SLG: 0.239 24 Grady Sizemore, L (9, PH) OBP: 0.307, SLG: 0.373			B CH 85 X SI 94 1-0 1-2 1B		C CH 87 B SL 86 B CH 87 F SL 86 S SL 86 2-3 K		B CH 86 C FF 92 B FF 94 X CH 88 2-1 G5-3		X FF 92 0-0 P5	3 1	0 0	1 0	0 0	0 0	1 0	1 2
34 A.J. Burnett, R (1, 1) OBP: 0.167, SLG: 0.172 25 Cody Asche, L (6, PH) OBP: 0.311, SLG: 0.387 57 Luis García, R (7, 1) 59 Antonio Bastardo, R (8, 1) 19 Tony Gwynn Jr., L (8, PH) OBP: 0.277, SLG: 0.196 75 Miguel Alfredo Gonzalez, R (9, 1)			C FF 92 M SI 91 L FF 94 0-3 K			F SI 92 S SL 86 S SL 87 0-3 K		X SI 93 0-0 G3		1 1 0 0 1 0	0 0 0 0 0 0	0 0 0 0 0 0	0 0 0 0 0 0	0 1 0 0 0 0	1 0 0 0 0 0	2 0 0 0 0 0
Inning Stats	R: 0 E: 0 K: 1 S: 8 H: 0 LOB: 0 BB: 0 P: 12	R: 0 E: 0 K: 1 S: 9 H: 0 LOB: 0 BB: 1 P: 14	R: 0 E: 0 K: 2 S: 9 H: 2 LOB: 2 BB: 0 P: 12	R: 0 E: 0 K: 2 S: 7 H: 0 LOB: 0 BB: 0 P: 9	R: 0 E: 0 K: 2 S: 7 H: 0 LOB: 0 BB: 0 P: 11	R: 0 E: 0 K: 2 S: 11 H: 1 LOB: 2 BB: 1 P: 17	R: 0 E: 0 K: 1 S: 11 H: 1 LOB: 1 BB: 0 P: 21	R: 0 E: 0 K: 1 S: 7 H: 0 LOB: 0 BB: 0 P: 10	R: 1 E: 0 K: 2 S: 13 H: 2 LOB: 2 BB: 1 P: 19	1B: 6 2B: 0 3B: 0 HR: 0 SF: 0 SAC: 0 DP: 1 HBP: 0						

	AB	32
	R	1
	H	6
	RBI	1
	BB	3
	SO	14
	LOB	20

WP: 2 PB: 0 SB: 0 CS: 0 PA: 35

PITCHER		IP	WLS	BF	H	R	ER	SO	BB	IBB	HBP	BLK	WP	HR	S	P	ERA	WHIP
47 Francisco Liriano, L ERA: 3.53	(1, 1)	8.0	W	29	4	0	0	12	2	0	0	0	1	0	69	106	0.00	0.750
48 Jared Hughes, R ERA: 2.1	(9, 1)	0.0		2	1	1	1	0	1	0	0	0	1	0	5	9	∞	∞
35 Mark Melancon, R ERA: 1.97	(9, 1)	1.0	S	4	1	0	0	2	0	0	0	0	0	0	8	10	0.00	1.000

PITCHER	IP	WLS	BF	H	R	ER	SO	BB	IBB	HBP	BLK	WP	HR	S	P	ERA	WHIP

TOP

Miami Marlins @ Philadelphia Phillies

Citizens Bank Park, Philadelphia, PA

Fri Sep 12 2014, 7:09 PM - 10:10 PM EDT
Att. 27,039 - Partly Cloudy - 75 F

livebaseballscorecards.com

Batter	1	2	3	4	5	6	7	8	9	10	AB	R	H	RBI	BB	SO	LOB
21 Christian Yelich, L (1, 7) OBP: 0.372, SLG: 0.418	K		G3 (1-2, 2-3)		BB (1-2)		B1-3			K	4	0	0	0	1	2	2
17 Donovan Solano, R (1, 4) OBP: 0.303, SLG: 0.319	G6-3		K		K		L8			G6-3	5	0	0	0	0	2	4
9 Casey McGehee, R (1, 5) OBP: 0.366, SLG: 0.371	F9			10 2B 39 FC5-2 1B	F9		G6-3			G4-3	5	0	1	0	0	0	2
13 Marcell Ozuna, R (1, 8) OBP: 0.318, SLG: 0.462		39 G6-4-3 1B		F8		G4-3		K			4	0	1	0	0	1	1
10 Jeff Baker, R (1, 3) OBP: 0.306, SLG: 0.397		K		39 FC5-2 (1-3) 2B		59 1B 3 1B 1B		K			4	1	2	0	0	2	1
39 Jarrod Saltalamacchia, S (1, 2) OBP: 0.328, SLG: 0.374		G6-4-3 (1-2f)		FC5-2 (2-3, 3-H)		F8		G4-3			4	0	0	0	0	0	4
59 Ed Lucas, R (1, 9) OBP: 0.282, SLG: 0.289									L8		3	0	2	0	0	1	2
1 Jordany Valdespin, L (9, PH) (9, 9) OBP: 0.280, SLG: 0.372			21 G3 2B	K		3 1B (1-3) 1B					1	0	0	0	0	0	0
3 Adeiny Hechavarría, R (1, 6) OBP: 0.311, SLG: 0.364			21 G3 1B		G5-3	1-2 3-H 1B			K		4	0	2	1	0	1	0
37 Henderson Alvarez III, R (1, 1) OBP: 0.231, SLG: 0.220			K		21 BB 1B	G6-3			P2		3	0	1	0	0	1	4
40 Mike Dunn, L (8, 1)											0	0	0	0	0	0	0
44 AJ Ramos, R (8, 1)											0	0	0	0	0	0	0
46 Garrett Jones, L (9, PH) OBP: 0.310, SLG: 0.404											1	0	0	0	0	0	0
41 Chris Hatcher, R (9, 1)											0	0	0	0	0	0	0
43 Dan Jennings, L (10, 1)											0	0	0	0	0	0	0

	AB	38
	R	1
	H	9
	RBI	1
	BB	1
	SO	10
	LOB	20

Inning Stats	1	2	3	4	5	6	7	8	9	10
	R: 0 E: 0 K: 1 S: 10	H: 0 LOB: 0 BB: 0 P: 15	R: 0 E: 0 K: 1 S: 9	H: 1 LOB: 0 BB: 0 P: 14	R: 0 E: 0 K: 2 S: 13	H: 2 LOB: 2 BB: 0 P: 20	R: 0 E: 0 K: 1 S: 11	H: 2 LOB: 2 BB: 0 P: 17	R: 0 E: 0 K: 1 S: 9	H: 1 LOB: 2 BB: 1 P: 14	R: 1 E: 0 K: 0 S: 14	H: 3 LOB: 2 BB: 0 P: 21	R: 0 E: 0 K: 0 S: 6	H: 0 LOB: 0 BB: 0 P: 10	R: 0 E: 0 K: 2 S: 9	H: 0 LOB: 0 BB: 0 P: 9	R: 0 E: 0 K: 1 S: 8	H: 0 LOB: 0 BB: 0 P: 10	R: 0 E: 0 K: 1 S: 7	H: 0 LOB: 0 BB: 0 P: 11

1B: 7	SF: 0	WP: 0	PA: 39
2B: 2	SAC: 0	PB: 0	
3B: 0	DP: 1	SB: 0	
HR: 0	HBP: 0	CS: 0	

PITCHER		IP	WLS	BF	H	R	ER	SO	BB	IBB	HBP	BLK	WP	HR	S	P	ERA	WHIP
35 Cole Hamels, L (1, 1) ERA: 2.51		7.0		30	9	1	1	6	1	0	0	0	0	0	72	111	1.29	1.429
53 Ken Giles, R (8, 1) ERA: 1.11		1.0		3	0	0	0	2	0	0	0	0	0	0	9	9	0.00	0.000
58 Jonathan Papelbon, R (9, 1) ERA: 1.59		1.0		3	0	0	0	1	0	0	0	0	0	0	8	10	0.00	0.000
63 Jake Diekman, L (10, 1) ERA: 3.68		1.0	W	3	0	0	0	1	0	0	0	0	0	0	7	11	0.00	0.000

PITCHER	IP	WLS	BF	H	R	ER	SO	BB	IBB	HBP	BLK	WP	HR	S	P	ERA	WHIP

Batter	1	2	3	4	5	6	7	8	9	10	AB	R	H	RBI	BB	SO	LOB
2 Ben Revere, L (1, 8) OBP: 0.325, SLG: 0.366	C FF 94 C SI 94 B SI 90 B CH 90 F SI 95 B SI 90 X FF 95 3-2 L7		B SI 94 B SI 95 S SI 94 X SI 94 2-1 FC4-6 1-2f		C CH 90 B SL 86 X SI 93 1-1 G4-3		C SI 93 F SI 93 X SI 94 0-2 G6-3			C SL 83 S FF 93 B SL 84 B SL 84 B FF 93 F FF 92 F FF 93 F FF 93 X FF 93 3-2 25 HR 1B	5	1	1	0	0	0	1
25 Cody Asche, L (1, 5) OBP: 0.312, SLG: 0.398	B SI 94 C SI 95 F FF 96 X SI 95 1-2 26 G6-3 2B		1 SAFE X SI 90 0-0 G4-3			B SI 92 C CH 89 T CH 89 F SL 86 B SI 90 F SI 94 B SI 92 F SI 94 X CH 89 3-2 G3-1		C SL 86 S SL 87 S SL 85 0-3 K		S SL 83 D SL 86 1 SAFE S SL 84 1 SAFE D SL 84 X SL 84 2-2 1-H HR	5	1	2	2	0	1	1
26 Chase Utley, L (1, 4) OBP: 0.345, SLG: 0.418	C FF 95 B CH 90 B SI 91 B SL 90 X FF 95 3-1 G6-3 2-3			B FF 93 C SI 94 X CH 90 1-1 6 1B 1B		C FF 93 X SL 90 0-1 E9 3 WP 2B		B FF 95 S SL 88 S FF 95 B SL 88 B FF 96 B FF 96 4-2 6 BB BB			3	1	2	0	1	0	1
6 Ryan Howard, L (1, 3) OBP: 0.311, SLG: 0.377 19 Tony Gwynn Jr., L (8, PR) OBP: 0.271, SLG: 0.196 58 Jonathan Papelbon, R (9, 1) 63 Jake Diekman, R (10, 1)	C FF 95 F FF 95 B SL 91 B SL 88 B SI 91 S SI 91 3-3 K		B CH 90 X FF 94 1-0 3 HBP 1-3 1B			D SI 91 F SI 91 S FF 95 D SL 86 B FF 95 S SI 91 3-3 K		B FF 96 B FF 96 B SL 87 C FF 97 B FF 96 4-1 3 G6-4-3 1-2 BB			3 0 0 0	0 0 0 0	1 0 0 0	0 0 0 0	1 0 0 0	2 0 0 0	2 0 0 0
3 Marlon Byrd, R (1, 9) OBP: 0.314, SLG: 0.455		C FF 94 B SI 94 X SI 94 1-1 G6-3		H SI 94 1-0 51 G6-4-3 1-2 HBP		B SL 88 B SL 84 C SI 94 F SL 89 F SL 90 H FF 95 3-2 51 FC6-5 9 1B 3-H HBP		X SL 83 0-0 G6-4-3 1-2f			2	0	0	0	0	0	2
9 Domonic Brown, L (1, 7) OBP: 0.285, SLG: 0.349		X FF 95 0-0 51 G5-4-3 1B		B FF 94 F SI 94 B SI 93 X SL 87 2-1 F9		F SI 93 X SL 88 0-1 51 FC6-5 1-2 1B				X FS 87 0-0 F9	4	0	2	0	0	0	3
51 Carlos Ruiz, R (1, 2) OBP: 0.351, SLG: 0.382		X SI 93 0-0 G5-4-3 1-2f		D SI 95 X SI 94 1-0 G6-4-3 1-2f		B CH 88 D CH 90 X SI 94 2-0 FC6-5 1-2 2-3f				C FF 96 F SL 86 B FS 89 B FF 96 C FF 95 2-3 K	4	0	0	0	0	1	6
13 Freddy Galvis, S (1, 6) OBP: 0.182, SLG: 0.225			C SI 92 C FF 92 F SL 87 F SI 90 X SI 90 0-2 G4-3		C CH 86 F CH 88 C SI 94 0-3 K		B CH 87 C SI 90 B SI 91 B FF 92 X SI 91 3-1 F8			F FS 88 S SI 95 C SI 95 0-3 K	4	0	0	0	0	2	0
35 Cole Hamels, L (1, 1) OBP: 0.179, SLG: 0.196 18 Darin Ruf, R (7, PH) OBP: 0.321, SLG: 0.403 53 Ken Giles, R (8, 1) 7 Maikel Franco, R (9, 3) OBP: 0.200, SLG: 0.217			B SI 94 C SI 93 X FF 94 1-1 2 FC4-6 1B		S SI 93 B EP 56 F CH 90 C SI 95 1-3 K		B SI 92 S SI 93 X SI 92 1-1 G5-3			C SL 86 B FS 89 X SI 95 1-1 G6-3	2 1 0 1	0 0 0 0	1 0 0 0	0 0 0 0	0 0 0 0	1 0 0 0	0 0 0 0
Inning Stats	R: 0 E: 0 K: 1 S: 12 H: 1 LOB: 1 BB: 0 P: 22	R: 0 E: 0 K: 0 S: 4 H: 1 LOB: 0 BB: 0 P: 5	R: 0 E: 0 K: 0 S: 10 H: 1 LOB: 1 BB: 0 P: 13	R: 0 E: 0 K: 0 S: 6 H: 2 LOB: 2 BB: 0 P: 12	R: 0 E: 0 K: 2 S: 8 H: 0 LOB: 0 BB: 0 P: 10	R: 1 E: 1 K: 1 S: 17 H: 2 LOB: 2 BB: 0 P: 28	R: 0 E: 0 K: 0 S: 7 H: 0 LOB: 0 BB: 0 P: 11	R: 0 E: 0 K: 1 S: 7 H: 0 LOB: 2 BB: 2 P: 15	R: 0 E: 0 K: 2 S: 7 H: 0 LOB: 0 BB: 0 P: 9	R: 2 E: 0 K: 0 S: 11 H: 2 LOB: 0 BB: 0 P: 17	1B: 6 2B: 2 3B: 0 HR: 1	SF: 0 SAC: 0 DP: 3 HBP: 2	WP: 1 PB: 0 SB: 0 CS: 0	PA: 38			

PITCHER	IP	WLS	BF	H	R	ER	SO	BB	IBB	HBP	BLK	WP	HR	S	P	ERA	WHIP
37 Henderson Alvarez III, R (1, 1) ERA: 2.81	7.0		28	7	1	1	4	0	0	2	0	1	0	64	101	1.29	1.000
40 Mike Dunn, L (8, 1) ERA: 3.33	0.1		3	0	0	0	1	2	0	0	0	0	0	6	14	0.00	6.000
44 AJ Ramos, R (8, 1) ERA: 2.1	0.2		1	0	0	0	0	0	0	0	0	0	0	1	1	0.00	0.000
41 Chris Hatcher, R (9, 1) ERA: 3.22	1.1		4	0	0	0	2	0	0	0	0	0	0	9	12	0.00	0.000
43 Dan Jennings, L (10, 1) ERA: 1.42	0.0	L	2	2	2	2	0	0	0	0	0	0	1	9	14	∞	∞

PITCHER	IP	WLS	BF	H	R	ER	SO	BB	IBB	HBP	BLK	WP	HR	S	P	ERA	WHIP

BOTTOM

Miami Marlins @ Philadelphia Phillies

Citizens Bank Park, Philadelphia, PA

Fri Sep 12 2014, 7:09 PM - 10:10 PM EDT
Att. 27,039 - Partly Cloudy - 75 F

livebaseballscorecards.com

AB	34
R	3
H	9
RBI	2
BB	2
SO	7
LOB	16

Batter	1	2	3	4	5	6	7	8	9	AB	R	H	RBI	BB	SO	LOB
21 Christian Yelich, L (1, 7) OBP: 0.371, SLG: 0.417	C SI 89 B SL 79 B SL 77 X FC 88 2-1 G3-1		C FC 89 B CH 82 X FC 88 1-1 17 CS 1B		F SI 88 D CH 82 B FC 87 S CH 82 F FC 88 S FC 88 2-3 K		D SL 85 D SI 95 F SI 96 S SL 84 S SL 84 2-3 K			4	0	1	0	0	2	3
17 Donovan Solano, R (1, 4) OBP: 0.302, SLG: 0.315	C SI 90 B SI 91 X FC 86 1-1 P3		B SL 78 S FC 88 1 SAFE B SI 91 2-1 CS 1-2	C SL 78 B SI 90 C SI 91 B CH 83 F FC 88 X SI 91 2-2 L9		B FC 86 B SI 90 B SI 90 C SI 89 B SI 90 4-1 BB		B SL 88 C FF 97 F FF 98 B SL 86 X SL 85 2-2 G6-3		3	0	0	0	1	0	0
9 Casey McGehee, R (1, 5) OBP: 0.365, SLG: 0.370	B SL 76 B FC 86 X FC 86 2-0 F8			X FC 87 0-0 13 1B		C SI 91 C SI 91 C SI 91 0-3 K		S SL 86 S SL 86 F SL 89 S SL 87 0-3 K		4	0	1	0	0	2	1
13 Marcell Ozuna, R (1, 8) OBP: 0.320, SLG: 0.462		C FC 86 F SI 89 B SL 78 B SL 78 B SI 90 S FC 86 3-3 K		B SL 79 X SI 90 1-0 1-2		C SI 92 C FC 88 C SI 92 0-3 K		B FF 98 B SL 86 F FF 98 B FF 98 S SL 86 B SL 88 4-2 BB		3	0	1	0	1	2	1
46 Garrett Jones, L (1, 9) OBP: 0.310, SLG: 0.410		C SL 78 B SI 90 S CH 81 X SL 78 1-2 HR		C CH 83 S FC 89 C FC 89 0-3		F FC 89 X FC 90 0-1 F7		C FF 96 B SL 85 X FF 96 1-1 G3		4	1	1	1	0	1	4
48 Justin Bour, L (1, 3) OBP: 0.326, SLG: 0.289		F CH 80 B FC 88 X CH 81 1-1 L8		B FC 90 X FC 90 1-0 F8			X CH 80 0-0 3 1B 5 1B		C FF 91 X FS 86 0-1 G6-3	4	0	1	0	0	0	2
3 Adeiny Hechavarría, R (1, 6) OBP: 0.311, SLG: 0.363		C SL 78 X SI 90 0-1 G6-3			B SI 89 F FC 86 L SL 77 B SI 90 X SI 90 2-2 G6-3		B FC 87 X FC 87 1-0 5 1B 1-2		B FF 91 F FF 92 C FF 92 F SL 80 S FF 92 1-3 K	4	0	1	0	0	1	0
6 Jeff Mathis, R (1, 2) OBP: 0.263, SLG: 0.273 1 Jordany Valdespin, L (9, PH) OBP: 0.277, SLG: 0.368			C SI 90 X SI 90 0-1 G5-3		X FC 86 0-0 52 SH3-4		C SI 91 B SI 90 L SI 91 L SI 90 1-3 K		X SI 92 0-0 G1-3	3 1	0 0	1 0	0 0	0 0	1 0	2 0
52 Brad Hand, L (1, 1) OBP: 0.042, SLG: 0.042 5 Reed Johnson, R (7, PH) OBP: 0.254, SLG: 0.321 36 Sam Dyson, R (7, 1)			C SI 90 B FC 88 X SI 90 1-1 G6-3		L SI 88 D SL 78 X SI 89 1-1 SH3-4 1-2		B SI 95 F SI 96 B SL 82 X SI 97 2-1 1-2 2-H 1B			1 1 0	0 0 0	0 1 0	0 0 0	0 0 0	0 0 0	0 0 0
Inning Stats	R: 0 E: 0 K: 0 S: 5 H: 0 LOB: 0 BB: 0 P: 10	R: 1 E: 0 K: 1 S: 10 H: 1 LOB: 0 BB: 0 P: 15	R: 0 E: 0 K: 0 S: 7 H: 1 LOB: 0 BB: 0 P: 11	R: 0 E: 0 K: 1 S: 10 H: 2 LOB: 2 BB: 0 P: 14	R: 0 E: 0 K: 1 S: 10 H: 1 LOB: 1 BB: 0 P: 15	R: 0 E: 0 K: 2 S: 9 H: 0 LOB: 1 BB: 1 P: 13	R: 0 E: 0 K: 2 S: 10 H: 3 LOB: 2 BB: 0 P: 16	R: 0 E: 0 K: 1 S: 11 H: 0 LOB: 1 BB: 1 P: 18	R: 0 E: 0 K: 1 S: 7 H: 0 LOB: 0 BB: 0 P: 8	1B: 7 2B: 0 3B: 0 HR: 1	SF: 0 SAC: 1 DP: 0 HBP: 0					

PITCHER		IP	WLS	BF	H	R	ER	SO	BB	IBB	HBP	BLK	WP	HR	S	P	ERA	WHIP
38 Kyle Kendrick, R ERA: 4.72	(1, 1)	6.1	W	26	7	1	1	6	1	0	0	0	0	1	56	85	1.42	1.263
63 Jake Diekman, L ERA: 3.65	(7, 1)	0.2	H	2	1	0	0	1	0	0	0	0	0	0	5	9	0.00	1.500
53 Ken Giles, R ERA: 1.08	(8, 1)	1.0	H	4	0	0	0	1	1	0	0	0	0	0	11	18	0.00	1.000
58 Jonathan Papelbon, R ERA: 1.56	(9, 1)	1.0	S	3	0	0	0	1	0	0	0	0	0	0	7	8	0.00	0.000

PITCHER	IP	WLS	BF	H	R	ER	SO	BB	IBB	HBP	BLK	WP	HR	S	P	ERA	WHIP

TOP

Miami Marlins @ Philadelphia Phillies

Citizens Bank Park, Philadelphia, PA

Sat Sep 13 2014, 7:09 PM - 9:41 PM EDT

Att. 26,163 - Cloudy - 67 F

livebaseballscorecards.com

AB	32
R	1
H	8
RBI	1
BB	2
SO	9
LOB	13

MIAMI

WP: 0 PA: 36
PB: 0
SB: 0
CS: 1

BOTTOM

Miami Marlins @ Philadelphia Phillies

Citizens Bank Park, Philadelphia, PA

Sat Sep 13 2014, 7:09 PM - 9:41 PM EDT

Att. 26,163 - Cloudy - 67 F

livebaseballscorecards.com

Batter	1	2	3	4	5	6	7	8	9	AB	R	H	RBI	BB	SO	LOB
2 Ben Revere, L (1, 8) OBP: 0.326, SLG: 0.367	C FF 90 C CU 78 X CU 78 0-2 7 WP 7 1B 1B		B FF 91 B FF 92 X FF 92 2-0 ① F8			C CU 78 B CH 84 X CU 79 1-1 26 WP 7 G6-3 1B		C SI 98 F FF 97 X CU 84 0-2 ③ G1-3		4	1	2	0	0	0	0
7 Maikel Franco, R (1, 3) OBP: 0.214, SLG: 0.231	C FF 90 B SI 91 X CU 80 1-1 3 2B 1-H 1B		B SI 92 B CH 86 B FF 92 X FF 93 3-0 ② F9			1 SAFE S CH 85 B CH 85 1 SAFE 1 SAFE B SI 92 F FF 92 1 SAFE B CH 87 3-2 ① X CH 86 G6-3 1-2				3	1	1	1	0	0	1
26 Chase Utley, L (1, 4) OBP: 0.343, SLG: 0.416	C FF 90 X FF 92 0-1 ① F9		B CU 79 X CU 80 1-0 ③ G4-3			C FF 93 B CH 86 B FF 93 B FF 93 X CU 80 3-1 ② F8 2-3				3	0	0	0	0	0	2
3 Marlon Byrd, R (1, 9) OBP: 0.314, SLG: 0.456	F FF 91 X FF 92 0-1 1-H 2B			B FF 91 S CH 86 F CH 86 B SI 94 X FF 93 2-2 ① G4-3		F CH 87 B FF 93 B SI 94 X CH 86 2-1 ③ G5-3				3	0	1	1	0	0	1
18 Darin Ruf, R (1, 7) OBP: 0.314, SLG: 0.392 9 Domonic Brown, L (7, PH) OBP: 0.285, SLG: 0.348 (8, 7)	C FF 92 D CH 86 F CH 85 X FF 93 1-2 ② G6-3			B FF 93 X FF 92 1-0 ② P4			B SI 97 X SI 96 1-0 ① F7			2 1	0 0	0 0	0 0	0 0	0 0	1 0
25 Cody Asche, L (1, 5) OBP: 0.310, SLG: 0.395	C CU 79 C CU 78 D CU 77 B FF 93 B CU 80 X FF 93 3-2 ③ P3			C CU 80 B CU 79 B FF 94 F FF 94 C CU 79 2-3 ③ K			B SI 97 C SI 98 S SI 96 C CU 82 1-3 ② K			3	0	0	0	0	2	1
21 Wil Nieves, R (1, 2) OBP: 0.270, SLG: 0.361		C FF 91 F FF 92 S FF 93 0-3 ① K			F SI 92 S FF 92 S FF 94 0-3 ① K		C FF 98 X SI 97 0-1 ③ G6-3			3	0	0	0	0	2	0
13 Freddy Galvis, S (1, 6) OBP: 0.175, SLG: 0.216		B FF 93 B FF 93 X FF 93 2-0 ② G6-3			C FF 94 C CH 86 F CH 87 B CU 80 X FF 94 1-2 ② G3			F SI 95 B SI 97 B CU 81 F SI 96 X CU 82 2-2 ① G3-1		3	0	0	0	0	0	0
38 Kyle Kendrick, R (1, 1) OBP: 0.097, SLG: 0.082 63 Jake Diekman, R (7, 1) 53 Ken Giles, R (8, 1) 6 Ryan Howard, L (8, PH) OBP: 0.310, SLG: 0.376 58 Jonathan Papelbon, R (9, 1)		F FF 92 C FF 92 B CU 79 X FF 92 1-2 ③ G6-3			F FF 92 B FF 92 B FF 94 B FF 94 C FF 91 S FF 92 3-3 ③ K			S FF 98 T SI 98 S SI 97 0-3 ② K		2 0 0 1 0	0 0 0 0 0	0 0 0 0 0	0 0 0 0 0	1 0 0 1 0	0 0 0 0 0	0 0 0 0 0
Inning Stats	R: 2 E: 0 K: 0 S: 15 H: 3 LOB: 1 BB: 0 P: 20	R: 0 E: 0 K: 1 S: 7 H: 0 LOB: 0 BB: 0 P: 10	R: 0 E: 0 K: 0 S: 3 H: 0 LOB: 0 BB: 0 P: 9	R: 0 E: 0 K: 1 S: 7 H: 0 LOB: 0 BB: 0 P: 12	R: 0 E: 0 K: 2 S: 10 H: 0 LOB: 0 BB: 0 P: 14	R: 0 E: 0 K: 0 S: 9 H: 1 LOB: 1 BB: 0 P: 18	R: 0 E: 0 K: 1 S: 6 H: 0 LOB: 0 BB: 0 P: 8	R: 0 E: 0 K: 1 S: 9 H: 0 LOB: 0 BB: 0 P: 11		1B: 3 2B: 1 3B: 0 HR: 0 SF: 0 SAC: 0 DP: 0 HBP: 0						

	AB	28
	R	2
	H	4
	RBI	2
	BB	0
	SO	6
	LOB	6

WP: 2 PA: 28
PB: 0
SB: 0
CS: 0

PITCHER		IP	WLS	BF	H	R	ER	SO	BB	IBB	HBP	BLK	WP	HR	S	P	ERA	WHIP
52 Brad Hand, L ERA: 4.36	(1, 1)	6.0	L	22	4	2	2	4	0	0	0	0	2	0	51	83	3.00	0.667
36 Sam Dyson, R ERA: 2.13	(7, 1)	2.0		6	0	0	0	2	0	0	0	0	0	0	15	19	0.00	0.000

PITCHER	IP	WLS	BF	H	R	ER	SO	BB	IBB	HBP	BLK	WP	HR	S	P	ERA	WHIP

Miami Marlins @ Philadelphia Phillies

Citizens Bank Park, Philadelphia, PA

Sun Sep 14 2014, 1:41 PM - 4:58 PM EDT

Att. 30,201 - Partly Cloudy - 64 F

TOP

livebaseballscorecards.com

Batter	1	2	3	4	5	6	7	8	9	AB	R	H	RBI	BB	SO	LOB
21 Christian Yelich, L (1, 7) OBP: 0.373, SLG: 0.417	C FF 88 S CH 81 B SI 90 B SI 90 F FF 91 F CH 82 B SI 90 F SI 90 B SI 89 4-2 5 FC5-4 BB		X SI 87 0-0 13 G4-3 9 1B 1B		B SI 88 X SI 88 1-0 ① F8		X SL 81 0-0 ② F7		B FF 92 C FF 91 F FF 92 X FS 84 1-2 48 1B 13 WP 2-3 3-H 1B	4	1	2	1	1	0	1
5 Reed Johnson, R (1, 9) OBP: 0.249, SLG: 0.313 48 Justin Bour, L (9, PH) OBP: 0.341, SLG: 0.308 (9, 3)	C FF 89 F SI 90 X CU 78 0-2 ① FC5-4 9 FC5-4 1-2f		D SI 88 1 SAFE X FF 88 1-0 ① P3		B SI 88 X SI 88 1-0 E6		C SL 80 B FF 91 S FF 91 F FF 91 S SL 83 1-3 ③ K2-3		B SI 91 X FS 87 1-0 13 WP 1-3 3-H 1B	4 1	0 0	0 1	0 1	0 0	1 0	3 0
9 Casey McGehee, R (1, 5) OBP: 0.364, SLG: 0.368	B CH 82 B CU 77 D SI 90 C SI 90 X SI 90 3-1 ② FC5-4 13 1B 1-2f		B CU 76 1 SAFE S CH 81 B CU 77 F SI 91 1 SAFE X SI 90 2-2 13 G4-3 1-2 1B		S CU 76 C FF 90 S FF 89 0-3 ② K			C SL 81 X CH 84 0-1 ① P4	F FS 85 B FF 91 F SL 80 B FF 89 C 2-3 ② K	5	0	1	0	0	2	5
13 Marcell Ozuna, R (1, 8) OBP: 0.318, SLG: 0.459	F SI 90 B FF 89 S CH 80 X SI 90 1-2 1-2 1B		B CH 82 X CH 82 1-0 ② G4-3 1-2 2-3		B CU 76 X SI 90 1-0 ③ G6-3			C SL 83 B FF 93 B FF 93 S SL 82 B SL 82 S SL 82 3-3 ② K	B FS 87 S SI 89 X FF 88 1-1 ③ G6-3 1-2 3-H	5	0	1	0	0	1	5
46 Garrett Jones, L (1, 3) OBP: 0.307, SLG: 0.406 (9, 9)	X CH 81 0-0 ③ P5		B FF 89 C FF 88 F SI 91 B FF 89 X CH 82 2-2 ③ F7			B CU 75 S SI 90 B CH 82 S FF 89 B SI 91 S CH 82 3-3 ① K		B CH 84 X CH 84 1-0 ③ F7		4	0	0	0	0	1	4
39 Jarrod Saltalamacchia, S (1, 2) OBP: 0.329, SLG: 0.378 60 J.T. Realmuto, R (9, PR) OBP: 0.238, SLG: 0.200 6 Jeff Mathis, R (9, 2) OBP: 0.263, SLG: 0.273		B SI 87 F SI 88 X SI 89 1-1 12 FC5-4 1B	B FF 88 F CH 81 B CH 81 B FF 88 X SI 90 3-1 ① G6-3			B CH 82 X FF 90 1-0 ② G3			X SI 90 0-0 3 1B 1 G3 2B	4 0 0	0 1 0	2 0 0	0 0 0	0 0 0	0 0 0	0 0 0
12 Enrique Hernández, R (1, 4) OBP: 0.330, SLG: 0.418		B FF 88 F SI 89 F FF 89 X CU 78 1-2 ① FC5-4 1-2f	B SI 90 C SI 90 X SI 90 1-1 HR			C CU 77 F CH 82 B FF 90 X FF 89 1-2 ③ F8			B FF 91 F SL 79 F SI 91 B SL 80 F FF 91 B SL 79 B FS 86 4-2 1 G3 3 1B 21 1B BB	3	2	1	1	1	0	1
3 Adeiny Hechavarría, R (1, 6) OBP: 0.310, SLG: 0.363		B SI 89 C CH 79 1 SAFE D SI 88 X CH 80 2-1 ② F8	B SI 89 X SI 90 1-0 ② G6-3				X SI 89 0-0 ① G4-3		F FF 91 B FF 90 T FF 90 X FS 85 1-2 21 1B 1 G3 48 1B 1-2 2-3 1B	4	1	1	0	0	0	1
34 Tom Koehler, R (1, 1) OBP: 0.062, SLG: 0.063 59 Ed Lucas, R (7, PH) OBP: 0.280, SLG: 0.287 22 Carter Capps, R (7, 1) 43 Dan Jennings, L (8, 1) 28 Anthony DeSclafani, R (8, 1) OBP: 0.182, SLG: 0.100 1 Jordany Valdespin, L (9, PH) OBP: 0.274, SLG: 0.364 31 Steve Cishek, R (9, 1)		X FF 89 0-0 ③ G5-3	B FF 89 C SI 90 B FF 89 X FF 90 2-1 ③ P4				C FF 88 B CH 80 C CH 81 X FF 89 1-2 E1		B FF 90 C FF 91 F FF 91 F SL 81 B FS 85 B FS 85 F FF 92 F FF 91 3-2 ① F SL 80 F SI 92 X SL 81 G3 1-2 2-3 3-H	2 1 0 0 0 1	0 0 0 0 0 0	0 0 0 0 0 1	0 0 0 0 0 0	0 0 0 0 0 0	0 0 0 0 0 2	1 0 0 0 0 0
Inning Stats	R: 0 E: 0 K: 0 S: 14 H: 1 LOB: 2 BB: 1 P: 22	R: 0 E: 0 K: 0 S: 8 H: 1 LOB: 1 BB: 0 P: 12	R: 0 E: 0 K: 0 S: 9 H: 2 LOB: 2 BB: 0 P: 15	R: 1 E: 0 K: 0 S: 7 H: 1 LOB: 0 BB: 0 P: 14	R: 0 E: 1 K: 1 S: 6 H: 0 LOB: 1 BB: 0 P: 9	R: 0 E: 0 K: 1 S: 7 H: 0 LOB: 0 BB: 0 P: 12	R: 0 E: 1 K: 1 S: 9 H: 0 LOB: 1 BB: 0 P: 11	R: 0 E: 0 K: 1 S: 6 H: 0 LOB: 0 BB: 0 P: 10	R: 4 E: 0 K: 1 S: 25 H: 4 LOB: 1 BB: 1 P: 38	1B: 7 2B: 1 3B: 0 HR: 1		SF: 0 SAC: 0 DP: 0 HBP: 0		WP: 1 PB: 0 SB: 0 CS: 0		PA: 40

PITCHER		IP	WLS	BF	H	R	ER	SO	BB	IBB	HBP	BLK	WP	HR	S	P	ERA	WHIP
55 David Buchanan, R ERA: 3.75	(1, 1)	6.1		27	5	1	1	2	1	0	0	0	0	1	55	89	1.42	0.947
59 Antonio Bastardo, L ERA: 4.03	(7, 1)	0.2	H	2	0	0	0	1	0	0	0	0	0	0	5	6	0.00	0.000
30 Justin De Fratus, R ERA: 2.52	(8, 1)	1.0	H	3	0	0	0	1	0	0	0	0	0	0	6	10	0.00	0.000
58 Jonathan Papelbon, R ERA: 2.1	(9, 1)	1.0	L	8	4	4	4	1	1	0	0	0	1	0	25	38	36.00	5.000

PITCHER	IP	WLS	BF	H	R	ER	SO	BB	IBB	HBP	BLK	WP	HR	S	P	ERA	WHIP

AB	38
R	5
H	9
RBI	4
BB	2
SO	5
LOB	23

BOTTOM

Miami Marlins @ Philadelphia Phillies

Citizens Bank Park, Philadelphia, PA

Sun Sep 14 2014, 1:41 PM - 4:58 PM EDT

Att. 30,201 - Partly Cloudy - 64 F

livebaseballscorecards.com

Batter	1	2	3	4	5	6	7	8	9	AB	R	H	RBI	BB	SO	LOB
2 Ben Revere, L (1, 8) OBP: 0.327, SLG: 0.367	C FF 92 F SI 93 B SI 93 X SL 86 1-2 26 G3-1 7 S 1B		C KC 78 F FF 94 D SL 88 X FF 95 1-2 ② G4-3 2-3		B SI 94 B SI 94 C SI 92 X SI 93 2-1 ② G4-3			B FF 94 X FF 94 1-0 7 E 7 S 26 FC6 1B	B SI 92 L SI 94 B SI 92 C SI 95 C SL 84 2-3 ① K	5	1	2	0	0	1	3
7 Maikel Franco, R (1, 5) (9, 3) OBP: 0.212, SLG: 0.226	1 SAFE C SI 93 1 SAFE 1 SAFE B SL 85 S SL 85 F KC 80 D SI 93 X SL 87 2-2 ① P2 1-2		D SL 88 X SI 93 1-0 ③ 3-H 1B		B KC 78 B KC 76 B FF 93 C SI 92 X FF 92 3-1 ③ P3			1 SAFE P PO 88 S FF 97 S FF 97 X FF 97 1-2 ① P3 1-3	C SL 83 S SL 83 B SL 83 S SL 82 1-3 ② K	5	0	1	1	0	1	4
26 Chase Utley, L (1, 4) OBP: 0.342, SLG: 0.415	C FF 93 C SI 94 F SI 95 B KC 79 B SL 88 X SI 95 2-2 ② G3-1 2-3			B SI 93 X CH 85 1-0 24 1B 9 G4-6-3 2B		X SI 92 0-0 ① G6-3		X SL 83 0-0 FC6 9 BB 6 1B 3-H	C SL 81 T SI 91 B SI 94 B SI 93 F SL 82 C SL 83 2-3 ③ K	5	1	1	1	0	1	3
6 Ryan Howard, L (1, 3) OBP: 0.313, SLG: 0.378 19 Tony Gwynn Jr., L (8, PR) OBP: 0.271, SLG: 0.196 (9, 7)	B SI 95 B SI 94 C SI 95 F KC 80 X KC 82 2-2 ③ F7			B SI 94 S KC 79 B SI 94 B KC 79 B SI 95 4-1 9 G4-6-3 24 1B 51 1B BB		C SI 93 B SI 93 C FF 93 F SI 92 B SI 94 X SL 87 2-2 24 E 24 G3 1B		B FF 92 1 SAFE D SL 84 B FF 93 C FF 91 F FF 92 F FF 92 X FF 93 3-2 9 BB 1-2 1B		3	1	2	0	1	0	1
										0	0	0	0	0	0	0
24 Grady Sizemore, L (1, 9) OBP: 0.306, SLG: 0.372		B FF 92 B FF 92 B SI 92 C SI 91 X SI 92 3-1 ① F8		B KC 76 X SI 93 1-0 9 G4-6-3 1-2 2-3 1B		C SI 92 X KC 79 0-1 ② G3 1-3		D FF 94 X FF 93 1-0 ② F7		4	0	1	0	0	0	3
9 Domonic Brown, L (1, 7) OBP: 0.284, SLG: 0.346 58 Jonathan Papelbon, R (9, 1)		C KC 78 X FF 94 0-1 ② F8		B SI 94 X SI 93 1-0 ①② G4-6-3 1-2f 2-3 3-H		C KC 77 B KC 80 X SI 93 1-1 ③ G3-1		S SL 84 B SL 86 B SL 85 C FF 93 B SL 86 B FF 94 4-2 1-2 2-3 BB		3	0	0	0	1	0	3
										0	0	0	0	0	0	0
51 Carlos Ruiz, R (1, 2) OBP: 0.350, SLG: 0.381		B SI 93 B FF 92 B FF 92 X FF 92 3-0 ③ F7		B SI 93 B SL 87 X SL 87 2-0 3-H 1B			B FF 96 C FF 96 S FF 97 F FF 96 F KC 82 S KC 83 1-3 ① K	C SL 83 B SI 92 B SI 92 B FF 94 F SI 92 X SI 92 3-2 ③ G3		4	0	1	1	0	1	3
13 Freddy Galvis, S (1, 6) OBP: 0.190, SLG: 0.221			B SI 92 T FF 92 C CH 84 X KC 80 1-2 2 G4-3 7 1B 55 PB 1B	D CH 86 S SI 93 B SI 94 1 SAFE S SI 92 X SI 94 2-2 ③ P4			C FF 97 F FF 97 F FF 97 F KC 84 S KC 83 0-3 ② K2-3		C SI 94 B SL 83 C SL 83 F SL 83 B SI 93 B SL 82 B SL 83 4-2 25 1B BB	3	1	1	0	1	1	1
55 David Buchanan, R (1, 1) OBP: 0.156, SLG: 0.069 59 Antonio Bastardo, R (7, 1) 18 Darin Ruf, R (7, PH) OBP: 0.310, SLG: 0.387 30 Justin De Fratus, S (8, 1) 25 Cody Asche, L (9, 5) OBP: 0.312, SLG: 0.396			D FF 92 1 SAFE B SI 91 L SI 92 C SI 91 L SI 92 2-3 ① K 1-2		C SI 91 F SI 93 S KC 81 0-3 ① K		B KC 82 X FF 97 1-0 ③ F8		C SL 83 X SI 93 0-1 1-2 1B	2	0	0	0	0	2	1
										0	0	0	0	0	0	0
										1	0	0	0	0	0	0
										0	0	0	0	0	0	0
										1	0	1	0	0	0	0
Inning Stats	R: 0 E: 0 K: 0 S: 14 H: 1 LOB: 1 BB: 0 P: 21	R: 0 E: 0 K: 0 S: 5 H: 0 LOB: 0 BB: 0 P: 11	R: 1 E: 0 K: 1 S: 10 H: 2 LOB: 1 BB: 0 P: 15	R: 2 E: 0 K: 0 S: 8 H: 3 LOB: 1 BB: 1 P: 19	R: 0 E: 0 K: 1 S: 7 H: 0 LOB: 0 BB: 0 P: 12	R: 0 E: 1 K: 0 S: 9 H: 1 LOB: 1 BB: 0 P: 12	R: 0 E: 0 K: 2 S: 11 H: 0 LOB: 0 BB: 0 P: 13	R: 1 E: 0 K: 0 S: 16 H: 2 LOB: 3 BB: 1 P: 28	R: 0 E: 0 K: 3 S: 15 H: 1 LOB: 2 BB: 1 P: 24	1B: 9 2B: 1 3B: 0 HR: 0	SF: 0 SAC: 0 DP: 1 HBP: 0					

PITCHER		IP	WLS	BF	H	R	ER	SO	BB	IBB	HBP	BLK	WP	HR	S	P	ERA	WHIP
34 Tom Koehler, R ERA: 3.71	(1, 1)	6.0		24	7	3	2	2	1	0	0	0	0	0	53	90	3.00	1.333
22 Carter Capps, R ERA: 3.31	(7, 1)	1.1		5	1	1	1	2	0	0	0	0	0	0	16	19	6.75	0.750
43 Dan Jennings, L ERA: 1.41	(8, 1)	0.1		4	1	0	0	0	1	0	0	0	0	0	8	16	0.00	6.000
28 Anthony DeSclafani, R ERA: 7.06	(8, 1)	0.1	W	1	0	0	0	0	0	0	0	0	0	0	3	6	0.00	0.000
31 Steve Cishek, R ERA: 3.38	(9, 1)	1.0	S	5	1	0	0	3	1	0	0	0	0	0	15	24	0.00	2.000

PITCHER	IP	WLS	BF	H	R	ER	SO	BB	IBB	HBP	BLK	WP	HR	S	P	ERA	WHIP

AB	36
R	4
H	10
RBI	3
BB	3
SO	7
LOB	22

WP: 0 PA: 39
PB: 1
SB: 2
CS: 0

Philadelphia Phillies @ San Diego Padres

Petco Park, San Diego, CA

Mon Sep 15 2014, 7:11 PM - 9:19 PM PDT

Att. 17,558 - Clear - 81 F

TOP

livebaseballscorecards.com

Batter	1	2	3	4	5	6	7	8	9	AB	R	H	RBI	BB	SO	LOB
2 Ben Revere, L (1, 8) OBP: 0.325, SLG: 0.365	C SI 92 X FF 94 0-1 ① F7			C FF 93 X FF 94 0-1 ① G6-3		C CU 79 F FF 93 X FF 95 0-2 ③ G6-3			C FF 97 F FF 96 B FF 96 B SL 83 X FF 98 2-2 ③ L7	4	0	0	0	0	0	0
25 Cody Asche, L (1, 5) OBP: 0.309, SLG: 0.393	C FF 94 C CU 79 S FF 95 0-3 ② K			X SL 78 0-0 ② F9			B CH 83 S CU 77 X FF 95 1-1 ① F7			3	0	0	0	0	1	0
26 Chase Utley, L (1, 4) OBP: 0.342, SLG: 0.414	B CU 79 C SI 95 B CH 87 B FF 96 C FF 96 X FF 97 3-2 ③ G4-3			B CH 85 B CH 86 B FF 95 B SI 92 4-0 BB			F FF 95 X SI 95 0-1 ② G4-3			2	0	0	0	1	0	0
6 Ryan Howard, L (1, 3) OBP: 0.311, SLG: 0.376		C CH 85 C CH 85 F FF 96 X CH 86 0-2 ① G4-3		B FF 96 F SI 95 F FF 95 S SL 85 1-3 ③ K			B CH 86 B CH 87 F FF 95 F FF 95 F FF 97 F CH 87 F SL 83 S SL 84 2-3 ③ K			3	0	0	0	0	2	1
3 Marlon Byrd, R (1, 9) OBP: 0.314, SLG: 0.456		S CH 86 X FF 95 0-1 ② G6-3			B CU 75 S CH 83 C FF 95 S CH 85 1-3 ① K			F SI 94 X SI 94 0-1 9 F9-6 1B		3	0	1	0	0	1	0
9 Domonic Brown, L (1, 7) OBP: 0.285, SLG: 0.345		X FF 95 0-0 ③ G4-3			X CU 78 0-0 21 P4-1-6 1B			B FF 94 X CU 77 1-0 ①② F9-6 1-2		3	0	1	0	0	0	1
21 Wil Nieves, R (1, 2) OBP: 0.265, SLG: 0.355 18 Darin Ruf, R (8, PH) OBP: 0.307, SLG: 0.382 51 Carlos Ruiz, R (8, 2) OBP: 0.350, SLG: 0.381			C SI 92 F FF 94 B SL 84 F FF 97 S SL 84 1-3 ① K	F FF 98 X FF 98 0-1 ②③ P4-1-6 1-1f				X FF 96 0-0 ③ G6-3		2 1 0	0 0 0	0 0 0	0 0 0	0 0 0	1 0 0	1 0 0
13 Freddy Galvis, S (1, 6) OBP: 0.184, SLG: 0.213			C FF 95 B FF 96 X FF 93 1-1 ② F9			C FF 93 B SL 82 B FF 91 B CH 86 X FF 93 3-1 ① F8			B FF 92 B CU 76 C FF 92 L FF 93 F SL 82 B SL 82 S FF 96 3-3 ① K	3	0	0	0	0	1	0
31 Jerome Williams, R (1, 1) OBP: 0.091, SLG: 0.091 56 Cesar Jimenez, L (8, 1) 57 Luis García, R (8, 1) 24 Grady Sizemore, L (8, 7) OBP: 0.306, SLG: 0.371			C FF 94 C FF 95 S SL 84 0-3 ③ K			C FF 92 S SL 84 F FF 96 X FF 97 0-2 ② G3			F CU 78 B FF 95 X CH 84 1-1 ② G6-3	2 0 0 1	0 0 0 0	0 0 0 0	0 0 0 0	0 0 0 0	1 0 0 0	0 0 0 0
Inning Stats	R: 0 E: 0 K: 1 S: 8 H: 0 LOB: 0 BB: 0 P: 11	R: 0 E: 0 K: 0 S: 7 H: 0 LOB: 0 BB: 0 P: 7	R: 0 E: 0 K: 2 S: 9 H: 0 LOB: 0 BB: 0 P: 11	R: 0 E: 0 K: 1 S: 6 H: 0 LOB: 1 BB: 1 P: 11	R: 0 E: 0 K: 1 S: 6 H: 1 LOB: 0 BB: 0 P: 7	R: 0 E: 0 K: 0 S: 9 H: 0 LOB: 0 BB: 0 P: 12	R: 0 E: 0 K: 1 S: 10 H: 0 LOB: 0 BB: 0 P: 13	R: 0 E: 0 K: 0 S: 4 H: 1 LOB: 0 BB: 0 P: 5	R: 0 E: 0 K: 1 S: 9 H: 0 LOB: 0 BB: 0 P: 15	1B: 2 2B: 2 3B: 0 HR: 0	SF: 0 SAC: 0 DP: 2 HBP: 0					

	AB	27
	R	0
	H	2
	RBI	0
	BB	1
	SO	7
	LOB	3

WP: 0 PB: 0 SB: 0 CS: 0 PA: 28

PITCHER	IP	WLS	BF	H	R	ER	SO	BB	IBB	HBP	BLK	WP	HR	S	P	ERA	WHIP
34 Andrew Cashner, R (1, 1) ERA: 2.2	9.0	W	28	2	0	0	7	1	0	0	0	0	0	68	92	0.00	0.333

PITCHER	IP	WLS	BF	H	R	ER	SO	BB	IBB	HBP	BLK	WP	HR	S	P	ERA	WHIP

Batter	1	2	3	4	5	6	7	8	9	AB	R	H	RBI	BB	SO	LOB
27 Yangervis Solarte, S (1, 5) OBP: 0.343, SLG: 0.376	C SI 89 X SI 90 0-1 ① G4-3	B CH 86 X FC 89 1-0 ③ P6			B CU 77 C SI 92 F FC 90 X SL 83 1-2 ③ G1-3			F CH 83 B SI 90 C SI 89 X SI 91 1-2 9 BB 12 BB 1B		4	0	1	0	0	0	2
12 Seth Smith, L (1, 9) (9, 7) OBP: 0.367, SLG: 0.444	X SI 90 0-0 ② G3-1		B SL 80 B SI 92 C SI 91 S FC 89 B SL 82 F SI 92 F SL 85 C FC 88 3-3 ① K			C FF 90 B SL 80 F CU 77 F SI 92 F FC 89 B CH 84 F SL 81 F SI 92 F SI 92 3-2 ① K		1 SAFE B SL 81 B FF 90 C FF 90 B FF 90 B FF 91 4-1 9 BB 1-2 BB		3	0	0	0	1	2	0
9 Jedd Gyorko, R (1, 4) OBP: 0.269, SLG: 0.339	C FC 90 X FC 88 0-1 ① 1B		B SL 81 F CH 85 C SI 93 S FC 88 1-3 ② K			X FF 92 0-0 ② G5-3		B SL 86 D SL 87 C FF 97 B FF 98 S SL 86 B FF 98 4-2 1-2 2-3 BB		3	0	1	0	1	1	0
8 Yasmani Grandal, S (1, 3) OBP: 0.307, SLG: 0.380	B FC 88 B FF 90 S FF 85 1 SAFE S FC 88 C SI 92 2-3 ③ K		B FC 90 C SI 92 B FC 88 X CH 85 2-1 ③ F9			B CU 73 B FC 90 B SI 92 C FF 90 X CH 82 3-1 ③ L7		X FF 97 0-0 ③ G3-1		4	0	0	0	0	1	4
44 René Rivera, R (1, 2) OBP: 0.319, SLG: 0.430		X FF 89 0-0 5 G4-3 34 E 2B		S FC 85 C FC 86 X CU 80 0-2 ① G5-3			C CU 77 F FC 87 F SI 89 B SI 91 X SL 84 1-2 ① G2-3			3	1	1	0	0	0	0
5 Alexi Amarista, L (1, 6) OBP: 0.287, SLG: 0.298		F SI 89 X CH 85 0-1 ① G4-3 2-3		B CU 76 B CU 76 C CH 84 C FC 89 X FC 88 2-2 ② G4-3			B FC 89 X SI 91 1-0 ② G4-3			3	0	0	0	0	0	1
4 Jake Goebbert, L (1, 7) OBP: 0.320, SLG: 0.356 24 Cameron Maybin, R (9, 8) OBP: 0.281, SLG: 0.343		F FC 88 F FC 88 D CH 86 X FC 88 1-2 ② L4		S CU 78 B FC 89 B CH 84 C SI 91 B SI 91 C FF 91 3-3 ③ K			X SI 91 0-0 ③ F7			3 0	0 0	0 0	0 0	0 0	1 0	1 0
25 Will Venable, L (1, 8) (9, 9) OBP: 0.290, SLG: 0.317		C CH 84 F FC 89 B FF 90 B FC 88 F SI 91 B CH 85 B CH 85 4-2 34 E BB			C FF 90 F SL 81 B FC 88 F FC 89 B SI 91 S SL 82 2-3 ① K			F CH 83 B FC 87 B FC 89 F SI 90 B SL 84 B SI 90 4-2 34 L4-3 BB		1	0	0	0	2	1	0
34 Andrew Cashner, R (1, 1) OBP: 0.129, SLG: 0.161		S FC 88 L FC 87 X FF 90 0-2 E5 1-2 3-H			X FF 92 0-0 ② G6-3			1 SAFE 1 SAFE X CU 77 0-0 ① ② L4-3 1-1		3	0	0	0	0	0	2
Inning Stats	R: 0 E: 0 K: 1 S: 8 H: 1 LOB: 1 BB: 0 P: 10	R: 1 E: 1 K: 0 S: 13 H: 1 LOB: 2 BB: 1 P: 19	R: 0 E: 0 K: 2 S: 10 H: 0 LOB: 0 BB: 0 P: 16	R: 0 E: 0 K: 1 S: 9 H: 0 LOB: 0 BB: 0 P: 14	R: 0 E: 0 K: 1 S: 8 H: 0 LOB: 0 BB: 0 P: 11	R: 0 E: 0 K: 1 S: 14 H: 0 LOB: 0 BB: 0 P: 20	R: 0 E: 0 K: 0 S: 6 H: 0 LOB: 0 BB: 0 P: 8	R: 0 E: 0 K: 0 S: 10 H: 1 LOB: 3 BB: 3 P: 23		1B: 2 2B: 2 3B: 0 HR: 0 SF: 0 SAC: 0 DP: 1 HBP: 0						

PITCHER	IP	WLS	BF	H	R	ER	SO	BB	IBB	HBP	BLK	WP	HR	S	P	ERA	WHIP
31 Jerome Williams, R (1, 1) ERA: 5.03	7.2	L	28	3	1	0	6	2	0	0	0	0	0	74	109	0.00	0.652
56 Cesar Jimenez, L (8, 1) ERA:	0.0		1	0	0	0	0	1	0	0	0	0	0	1	5	∞	∞
57 Luis García, R (8, 1) ERA: 10.38	0.1		2	0	0	0	0	1	0	0	0	0	0	3	7	0.00	3.000

PITCHER	IP	WLS	BF	H	R	ER	SO	BB	IBB	HBP	BLK	WP	HR	S	P	ERA	WHIP

BOTTOM

Philadelphia Phillies @ San Diego Padres

Petco Park, San Diego, CA

Mon Sep 15 2014, 7:11 PM - 9:19 PM PDT

Att. 17,558 - Clear - 81 F

livebaseballscorecards.com

AB	27
R	1
H	3
RBI	0
BB	4
SO	6
LOB	10

WP: 0 PA: 31
PB: 0
SB: 0
CS: 0

Batter	1	2	3	4	5	6	7	8	9	AB	R	H	RBI	BB	SO	LOB
19 Tony Gwynn Jr., L (1, 8) OBP: 0.264, SLG: 0.190	C FF 91 B FF 92 B KC 78 T FF 92 B CH 85 F FF 93 F FF 94 F FF 94 S FF 87 3-3 ① K	S CH 86 B CH 86 B FF 93 X CH 85 2-1 ③ G3	C CH 84 B KC 77 F CH 84 B FF 93 F KC 78 B KC 79 S CH 84 3-3 ② K	B FF 90 S SL 86 X SL 87 1-1 ① 1-2 1B	B FF 92 X FF 92 1-0 1-H 1B	3	0	0	0	0	2	1
3 Marlon Byrd, R (7, PH) OBP: 0.315, SLG: 0.457										1	0	1	0	0	0	0
57 Luis García, R (7, 1)										0	0	0	0	0	0	0
75 Miguel Alfredo Gonzalez, R (8, 1)										0	0	0	0	0	0	0
18 Darin Ruf, R (9, PH) OBP: 0.315, SLG: 0.390										1	0	1	1	0	0	0
25 Cody Asche, L (1, 5) OBP: 0.308, SLG: 0.389	S CH 86 F FF 93 F KC 79 F KC 80 B FF 93 C FF 92 1-3 ② K			C KC 77 X CH 84 0-1 ① G4-3	C KC 76 B FF 91 F CH 85 B KC 78 F KC 78 B FF 93 B FF 92 4-2 1-2 BB		B CU 75 S FF 91 B FF 91 X CU 76 2-1 ② F9		C CU 78 F CU 78 F CU 79 X FF 92 0-2 ③ P5	4	0	0	0	1	1	3
26 Chase Utley, L (1, 4) OBP: 0.341, SLG: 0.413	C FF 92 B FF 92 X FF 94 1-1 ③ F8			F FF 92 C KC 78 B KC 79 B KC 78 X FF 93 2-2 6 FC4-6 1B	C KC 77 B KC 78 X FF 92 1-1 ③ L7		D CU 81 C CU 77 B CU 78 C FF 92 D CU 81 X FF 93 3-2 ③ L8			4	0	1	0	0	0	4
6 Ryan Howard, L (1, 3) OBP: 0.311, SLG: 0.374		B KC 75 B FF 92 B CH 84 C FF 91 X FF 93 3-1 ① F7		X CH 85 0-0 ② FC4-6 1-2f		F CH 83 B CH 84 S FF 91 F KC 78 B CH 84 B CH 83 F FF 92 B CH 85 4-2 9 FC3-5 BB		B CU 80 S CU 79 S FF 94 B FF 94 S FF 93 2-3 ① K		3	0	0	0	1	1	1
24 Grady Sizemore, L (1, 9) OBP: 0.302, SLG: 0.366		C FF 92 C KC 77 B FF 93 F FF 93 X KC 78 1-2 ② L6		B KC 77 X FF 92 1-0 ③ G4-3		X FF 90 0-0 ① F8		B FF 94 C FF 92 F CU 80 B FF 94 F CU 79 F FF 92 F CH 82 F FF 93 T CH 83 2-2 ② K		4	0	0	0	0	1	2
9 Domonic Brown, L (1, 7) OBP: 0.284, SLG: 0.351		X FF 92 0-0 HR			F FF 90 F FF 92 B KC 78 S KC 79 1-3 ① K	D KC 77 F FF 91 B FF 92 T CH 83 F KC 78 X KC 78 2-2 ② FC3-5 29 S 1-2f		B CU 79 B FF 92 S FF 91 X FF 92 2-1 ③ G1-3		4	1	1	1	0	1	1
29 Cameron Rupp, R (1, 2) OBP: 0.234, SLG: 0.250		B SL 85 B FF 92 X FF 92 2-0 ③ P4			F FF 92 C FF 93 B FF 95 B CH 85 B SL 87 F FF 94 F FF 93 B FF 94 4-2 13 HR BB	1 SAFE F FF 90 B FF 93 1 SAFE S SL 84 S SL 84 1-3 ③ K 1-2			B FF 92 C FF 91 C FF 92 F CU 78 B FF 92 F FF 92 F CU 78 X CU 78 2-2 ① G5-3	2	1	0	0	1	1	1
16 César Hernández, S (9, PH) OBP: 0.286, SLG: 0.275										1	0	0	0	0	0	0
13 Freddy Galvis, S (1, 6) OBP: 0.209, SLG: 0.256			S CH 84 F FF 91 B KC 76 C KC 77 1-3 ① K		C FF 91 X FF 92 0-1 1-H HR		B SL 85 B FF 89 C SL 84 B SL 85 B SL 85 4-1 3 1B BB		C FF 93 B CU 79 C FF 93 B CU 76 B FF 92 B FF 92 4-2 18 DI 18 1B BB	2	2	1	2	2	1	0
34 A.J. Burnett, R (1, 1) OBP: 0.177, SLG: 0.169			B FF 91 C FF 91 C FF 92 B FF 93 B FF 92 S FF 94 3-3 ② K		F FF 91 B FF 92 B SL 85 B FF 92 B FF 91 4-1 25 BB BB		C SL 86 C SL 86 B SL 86 X SL 86 1-2 ① F7		C FF 93 1 SAFE C FF 92 S CU 78 0-3 ② K	1	0	0	0	1	1	0
56 Cesar Jimenez, L (6, 1)										0	0	0	0	0	0	0
2 Ben Revere, L (7, PH) OBP: 0.323, SLG: 0.363										2	0	0	0	0	1	2
(7, 8)																
Inning Stats	R: 0 E: 0 K: 2 S: 13 H: 0 LOB: 0 BB: 0 P: 18	R: 1 E: 0 K: 0 S: 8 H: 1 LOB: 0 BB: 0 P: 14	R: 0 E: 0 K: 2 S: 8 H: 0 LOB: 0 BB: 0 P: 14	R: 0 E: 0 K: 0 S: 7 H: 1 LOB: 1 BB: 0 P: 10	R: 2 E: 0 K: 2 S: 19 H: 1 LOB: 2 BB: 3 P: 36	R: 0 E: 0 K: 1 S: 12 H: 0 LOB: 1 BB: 1 P: 19	R: 0 E: 0 K: 0 S: 11 H: 1 LOB: 2 BB: 1 P: 22	R: 0 E: 0 K: 2 S: 12 H: 0 LOB: 0 BB: 0 P: 18	R: 1 E: 0 K: 1 S: 16 H: 1 LOB: 1 BB: 1 P: 23	1B: 3 2B: 0 3B: 0 HR: 2 SF: 0 SAC: 0 DP: 0 HBP: 0						

PITCHER	IP	WLS	BF	H	R	ER	SO	BB	IBB	HBP	BLK	WP	HR	S	P	ERA	WHIP
22 Ian Kennedy, R (1, 1) ERA: 3.8	6.0	W	25	3	3	3	7	4	0	0	0	0	2	67	111	4.50	1.167
50 Nick Vincent, R (7, 1) ERA: 3.53	0.1	H	3	1	0	0	0	1	0	0	0	0	0	6	12	0.00	6.000
60 Frank Garces, L (7, 1) ERA: 2.84	1.2	H	5	0	0	0	2	0	0	0	0	0	0	17	28	0.00	0.000
59 Kevin Quackenbush, R (9, 1) ERA: 2.68	1.0	S	5	1	1	1	1	1	0	0	0	0	0	16	23	9.00	2.000

PITCHER	IP	WLS	BF	H	R	ER	SO	BB	IBB	HBP	BLK	WP	HR	S	P	ERA	WHIP

TOP

Philadelphia Phillies @ San Diego Padres

Petco Park, San Diego, CA

Tue Sep 16 2014, 7:13 PM - 10:21 PM PDT

Att. 24,541 - Overcast - 88 F

livebaseballscorecards.com

AB	32
R	4
H	5
RBI	4
BB	6
SO	10
LOB	15

WP: 0	PA: 38		
PB: 0			
SB: 1			
CS: 0			

BOTTOM

Philadelphia Phillies @ San Diego Padres

Petco Park, San Diego, CA

Tue Sep 16 2014, 7:13 PM - 10:21 PM PDT

Att. 24,541 - Overcast - 88 F

livebaseballscorecards.com

Batter	1	2	3	4	5	6	7	8	9	AB	R	H	RBI	BB	SO	LOB
15 Cory Spangenberg, L (1, 4) OBP: 0.289, SLG: 0.514 9 Jedd Gyorko, R (6, PH) (7, 4) OBP: 0.270, SLG: 0.340	B FF 91 X SI 90 1-0 25 1B 3B	C SI 93 S KC 84 C KC 82 0-3 ② K			B SI 90 X CH 85 1-0 ① G4-3	X FF 88 0-0 1-2 2-H 1B		C FF 96 B FF 96 C FF 96 F FF 96 F CU 80 F CU 79 B FF 96 F FF 96 X CU 80 2-2 ③ F7		3 1 1 0 0 1 2 2 0 1 1 0 0 2						
25 Will Venable, L (1, 8) (9, 7) OBP: 0.289, SLG: 0.316	B SI 92 D CH 86 F SI 90 F SI 91 X KC 82 2-2 27 E 8 FC1-6 3-H 1B	B SI 92 X SI 91 1-0 ③ L4			C CH 85 S KC 81 F KC 80 F CH 86 C SI 90 0-3 ② K	C FF 89 D SL 82 F SL 82 B SL 82 X SL 83 2-2 ③ G4-3				4 1 1 1 0 1 4						
27 Yangervis Solarte, S (1, 5) OBP: 0.342, SLG: 0.373	F KC 81 1 SAFE 1 SAFE B KC 83 B SI 92 B CH 86 B SI 92 4-1 8 FC1-6 1-3 BB		C CH 86 X CH 86 0-1 ① G4-3		B KC 79 C SI 90 X CH 86 1-1 ③ G6-3		F FF 95 F SL 87 F SL 87 X SL 88 0-2 ① P5			3 0 0 0 1 0 0						
8 Yasmani Grandal, S (1, 3) OBP: 0.307, SLG: 0.377	C SI 93 C SI 91 B SI 92 X KC 82 1-2 ① FC1-6 1-2f 3-H		S KC 79 B KC 82 B KC 80 B CH 86 B SI 91 4-1 44 G6-4-3 BB			S FF 89 F KC 78 S KC 80 0-3 ① K2-3	B FF 97 C FF 95 F SI 96 S SL 88 1-3 ② K			3 0 0 0 1 2 1						
44 René Rivera, R (1, 2) OBP: 0.315, SLG: 0.424	F SI 94 B SI 93 1 SAFE F FF 91 X SI 92 1-2 ② F7		1 SAFE X SI 89 0-0 ②③ G6-4-3 1-2f			C FF 89 B KC 80 F CH 84 X FF 89 1-2 ② F9	T SL 86 S SL 87 F SL 88 X FF 98 0-2 ③ G6-3			4 0 0 0 0 0 2						
4 Jake Goebbert, L (1, 7) OBP: 0.327, SLG: 0.348 59 Kevin Quackenbush, R (9, 1)	C SI 92 C KC 80 T KC 82 0-2 ③ K			B CH 88 B CH 83 B SI 90 B FF 88 4-0 7 G5-3 5 1B BB		S CH 85 B SI 90 B FF 90 F CH 84 F KC 79 B KC 81 D CH 87 4-2 5 S 5 HR BB		C FF 96 F FF 96 B CU 78 S FF 98 1-3 ① K		2 1 0 0 2 2 1 0 0 0 0 0 0 0						
5 Alexi Amarista, L (1, 6) OBP: 0.292, SLG: 0.313		C SI 91 X KC 82 0-1 7 1B 2B		C SI 89 X CH 84 0-1 7 G5-3 1-2 1B		B SI 91 C KC 81 B KC 79 F SI 91 X KC 81 2-2 1-H HR		C FF 96 S FF 98 X FF 97 0-2 ② G6-3		4 1 3 2 0 0 0						
7 Rymer Liriano, R (1, 9) OBP: 0.294, SLG: 0.283		X SI 92 0-0 22 S 2-3 1B		F SI 90 B SI 91 C KC 81 X KC 81 1-2 ①② G5-3 1-2 2-3f		C SI 91 X KC 80 0-1 14 1B 9 1B 1B		C CU 79 X CU 81 0-1 12 BB 1B		4 1 3 0 0 0 2						
22 Ian Kennedy, R (1, 1) OBP: 0.192, SLG: 0.208 14 Tommy Medica, R (6, PH) OBP: 0.278, SLG: 0.400 50 Nick Vincent, R (7, 1) 60 Frank Garces, L (7, 1) 12 Seth Smith, L (8, PH) OBP: 0.368, SLG: 0.444 24 Cameron Maybin, R (8, PR) OBP: 0.281, SLG: 0.343 (9, 8)		B SI 92 B FF 91 C SI 92 B SI 92 S SI 92 X SI 93 3-2 ① G6-3 1-2		S SI 91 B KC 77 C SI 90 F FF 91 F KC 81 X SI 91 1-2 ③ F9		1 SAFE B SI 91 X SI 90 1-0 9 1B 1-2 1B		B CH 83 C FF 96 B FF 95 B FF 97 C FF 95 F FF 95 B CU 79 4-2 1-2 BB		2 0 0 0 0 0 3 1 0 1 0 0 0 0 0 0 0 0 0 0 0 0 0 0 0 0 0 0 0 0 0 0 1 0 0 0 0 0 0 0 0 0						
Inning Stats	R: 2 E: 2 K: 1 S: 14 H: 2 LOB: 1 BB: 1 P: 23	R: 0 E: 0 K: 1 S: 10 H: 2 LOB: 2 BB: 0 P: 14	R: 0 E: 0 K: 0 S: 4 H: 0 LOB: 0 BB: 1 P: 8	R: 0 E: 0 K: 0 S: 10 H: 1 LOB: 1 BB: 1 P: 16	R: 0 E: 0 K: 1 S: 8 H: 0 LOB: 0 BB: 0 P: 10	R: 3 E: 0 K: 1 S: 19 H: 4 LOB: 2 BB: 1 P: 29	R: 0 E: 0 K: 1 S: 11 H: 0 LOB: 0 BB: 0 P: 12	R: 0 E: 0 K: 1 S: 18 H: 1 LOB: 2 BB: 1 P: 25		1B: 7 2B: 1 3B: 1 HR: 1 SF: 0 SAC: 0 DP: 2 HBP: 0						

	AB	32
	R	5
	H	10
	RBI	4
	BB	5
	SO	6
	LOB	17

WP: 0 PB: 0 SB: 2 CS: 0 PA: 37

PITCHER		IP	WLS	BF	H	R	ER	SO	BB	IBB	HBP	BLK	WP	HR	S	P	ERA	WHIP
34 A.J. Burnett, R ERA: 4.4	(1, 1)	5.2	L	27	8	5	4	4	4	0	0	0	0	1	61	94	6.35	2.118
56 Cesar Jimenez, L ERA:	(6, 1)	0.1		2	1	0	0	0	0	0	0	0	0	0	4	6	0.00	3.000
57 Luis García, R ERA: 9.31	(7, 1)	1.0		3	0	0	0	1	0	0	0	0	0	0	11	12	0.00	0.000
75 Miguel Alfredo Gonzalez, R ERA: 4.5	(8, 1)	1.0		5	1	0	0	1	1	0	0	0	0	0	18	25	0.00	2.000

PITCHER	IP	WLS	BF	H	R	ER	SO	BB	IBB	HBP	BLK	WP	HR	S	P	ERA	WHIP

Philadelphia Phillies @ San Diego Padres

Petco Park, San Diego, CA

Wed Sep 17 2014, 7:12 PM - 10:01 PM PDT

Att. 17,311 - Clear - 79 F

livebaseballscorecards.com

Batter	1	2	3	4	5	6	7	8	9	AB	R	H	RBI	BB	SO	LOB
2 Ben Revere, L (1, 8) OBP: 0.324, SLG: 0.366	C FF 85 F CH 78 F CH 80 X FF 88 0-2 3 3 E S 1B		C SL 79 B FF 89 X CH 79 1-1 ③ G4-3		C CH 81 D CH 81 B CH 80 F FF 89 D CH 82 X FF 91 3-2 2-H 3-H 2B		B CU 74 C CH 81 X FF 91 1-1 ① L8		C FF 93 X FF 94 0-1 ③ G6-3	5	0	2	2	0	0	0
7 Maikel Franco, R (1, 5) OBP: 0.216, SLG: 0.257	1 SAFE C CH 78 C FF 87 B FF 88 T CH 79 1-2 ① K			C CU 63 B CH 80 X FF 87 1-1 ① F9	B FF 94 X FF 96 1-0 ② F9		X CU 76 0-0 26 G4-3 2B			4	0	1	0	0	1	2
26 Chase Utley, L (1, 4) OBP: 0.341, SLG: 0.410	1 SAFE C FF 87 X FF 88 0-1 ② P6			F CU 63 S CU 67 F FF 89 B FF 90 X FF 89 1-2 ② G4-3	I IN 82 I IN 86 I IN 87 I IN 87 4-0 IBB		C FF 92 D CU 77 B FF 91 X CH 82 2-1 ② G4-3 2-3			3	0	0	0	1	0	2
3 Marlon Byrd, R (1, 9) OBP: 0.313, SLG: 0.453	F CH 77 B FF 88 1 SAFE 1 SAFE S CH 79 B FF 89 X CU 69 2-2 ③ L5 1-3			C CU 63 F FF 89 B FF 88 B CH 78 X SL 78 2-2 ③ F9	C FF 95 X FF 94 0-1 ③ F9		B CU 71 C CU 76 S CU 76 X CU 76 1-2 ③ F8			4	0	0	0	0	0	4
18 Darin Ruf, R (1, 3) OBP: 0.323, SLG: 0.407		B FF 86 X CH 78 1-0 ① L8			C CU 62 B FF 87 F CU 64 X SL 78 1-2 51 9 1B 1B 13 1B 1B	C FF 91 B CU 76 B FF 92 F FF 92 B CU 78 X FF 92 3-2 9 1B 51 SF8 2B		S SL 87 C SL 88 C SL 89 0-3 ① K		4	2	2	0	0	1	0
9 Domonic Brown, L (1, 7) OBP: 0.286, SLG: 0.353		C FF 87 B SL 80 B CH 79 S CH 79 C FF 90 2-3 ② K			C FF 87 F CH 78 F FF 89 F FF 88 X SL 78 0-2 51 1B 13 1B 1-2 1B	C FF 91 B FF 92 X CH 81 1-1 13 G4-3 2-3 1B		B SI 95 S FF 95 X CH 87 1-1 ② G6-3		4	1	2	0	0	1	0
51 Carlos Ruiz, R (1, 2) OBP: 0.349, SLG: 0.381		B CH 79 C FF 88 F FF 89 B FF 88 X CH 80 2-2 ③ G6-3			B CH 78 F FF 88 X CH 77 1-1 35 13 SH5-4 1B 2 2B 1-2 2-3 1B	F FF 91 D FF 92 1 SAFE B FF 91 X FF 92 2-1 ① SF8 3-H		B SL 87 B SL 89 X FF 96 2-0 ③ G5-3		3	1	1	1	0	0	0
13 Freddy Galvis, S (1, 6) OBP: 0.211, SLG: 0.256			B FF 86 C FF 86 B CH 79 B CH 78 X FF 86 3-1 ① F9		C FF 89 X CH 82 0-1 35 SH5-4 2 2B 1-2 2-H 3-H 1B	B CU 76 C CU 74 1 SAFE D FF 92 1 SAFE X CU 76 2-1 ② G4-3 1-2			B CH 84 X SI 92 1-0 ① G4-3	4	1	1	2	0	0	1
35 Cole Hamels, L (1, 1) OBP: 0.172, SLG: 0.190 63 Jake Diekman, R (8, 1) 16 César Hernández, S (9, PH) OBP: 0.283, SLG: 0.273 53 Ken Giles, R (9, 1)			B FF 85 X FF 85 1-0 ② G4-3		L FF 84 X FF 88 0-1 ① SH5-4 1-2 2-3	T FF 90 S CU 76 S CU 78 0-3 ③ K			B SI 92 F FF 92 C FF 93 X CH 85 1-2 ② G5-3	2 0 1 0	0 0 0 0	0 0 0 0	0 0 0 0	0 0 0 0	1 0 0 0	1 0 0 0

Inning Stats																								
	R: 0	H: 1	R: 0	H: 0	R: 0	H: 0	R: 0	H: 0	R: 4	H: 5	R: 1	H: 2	R: 0	H: 1	R: 0	H: 0	R: 0	H: 0	1B: 6	SF: 1	WP: 0	PA: 37
	E: 0	LOB: 1	E: 0	LOB: 0	E: 0	LOB: 0	E: 0	LOB: 0	E: 0	LOB: 2	E: 0	LOB: 1	E: 0	LOB: 1	E: 0	LOB: 0	E: 0	LOB: 0	2B: 3	SAC: 1	PB: 0	
	K: 1	BB: 0	K: 1	BB: 0	K: 0	BB: 0	K: 0	BB: 0	K: 0	BB: 1	K: 1	BB: 0	K: 0	BB: 0	K: 1	BB: 0	K: 0	BB: 0	3B: 0	DP: 0	SB: 1	
	S: 12	P: 15	S: 7	P: 12	S: 5	P: 10	S: 9	P: 13	S: 20	P: 30	S: 12	P: 20	S: 8	P: 12	S: 6	P: 9	S: 6	P: 8	HR: 0	HBP: 0	CS: 0	

PITCHER		IP	WLS	BF	H	R	ER	SO	BB	IBB	HBP	BLK	WP	HR	S	P	ERA	WHIP
53 Eric Stults, L ERA: 4.59	(1, 1)	4.1	L	19	6	4	4	2	0	0	0	0	0	0	50	72	8.31	1.385
61 R.J. Alvarez, R ERA: 1.8	(5, 1)	0.2		3	0	0	0	0	0	1	0	0	0	0	3	8	0.00	0.000
43 Joe Wieland, R ERA: 9.0	(6, 1)	2.0		9	3	1	1	1	0	0	0	0	0	0	20	32	4.50	1.500
57 Leonel Campos, R ERA: 6.75	(8, 1)	1.0		3	0	0	0	1	0	0	0	0	0	0	6	9	0.00	0.000
54 Alex Torres, L ERA: 3.06	(9, 1)	1.0		3	0	0	0	0	0	0	0	0	0	0	6	8	0.00	0.000

PITCHER	IP	WLS	BF	H	R	ER	SO	BB	IBB	HBP	BLK	WP	HR	S	P	ERA	WHIP

TOP	
AB	34
R	5
H	9
RBI	5
BB	1
SO	4
LOB	10

Batter	1	2	3	4	5	6	7	8	9	AB	R	H	RBI	BB	SO	LOB
27 Yangervis Solarte, S (1, 5) OBP: 0.343, SLG: 0.377	B FF 92 X FF 92 1-0 ① F9	C CH 84 F SI 94 B FF 94 F CH 85 F CH 85 F FF 95 B CU 79 X CH 84 2-2 ③ F9			C SI 93 X FC 90 0-1 16 G5-4-3 1B			B SI 97 B SI 97 C SI 98 S SL 85 B SL 85 F SI 98 F SI 98 X SI 98 3-2 2B		4	0	2	0	0	0	3
16 Abraham Almonte, S (1, 7) OBP: 0.273, SLG: 0.327	B FF 92 F CH 83 X CH 84 1-1 ② P4		C FF 93 X FF 94 0-1 ① G1-3		X CH 84 0-0 ②③ G5-4-3 1-2f			F SI 96 B SL 84 X SI 96 1-1 ② G6-3		4	0	0	0	0	0	2
9 Jedd Gyorko, R (1, 4) OBP: 0.273, SLG: 0.342	X FF 94 0-0 2B		C SI 93 B FC 90 X SI 93 1-1 ② G4-3			B CH 84 C FF 93 B CU 77 S FC 88 B CH 85 F CH 85 T CH 84 3-2 ① K		B SL 83 F SI 97 S SI 97 B SI 98 B SI 98 4-2 BB		3	0	1	0	1	1	0
44 René Rivera, R (1, 2) OBP: 0.314, SLG: 0.421	F CH 84 S FF 94 B FF 94 T SI 94 1-2 ③ K		B CH 85 S CH 84 B SI 94 B SI 94 S CH 86 F CH 86 S CH 84 3-3 ③ K			B FF 94 B FF 94 S CH 85 X FF 95 2-1 14 G6-4-3 1B		B SI 96 X SI 97 1-0 ③ F8		4	0	1	0	0	2	3
14 Tommy Medica, R (1, 3) OBP: 0.282, SLG: 0.402		S CH 84 F SI 94 B FF 94 X FF 94 1-2 53 BB 24 1B 1B		C CH 84 B CU 78 B CU 78 X SI 93 2-1 7 S 24 1B 1B		B SI 93 B FC 89 B CH 86 C SI 93 X SI 93 3-1 ②③ G6-4-3 1-2f			C SL 87 S SL 87 S SL 89 0-3 ① K	4	1	2	0	0	1	1
7 Rymer Liriano, R (1, 9) OBP: 0.286, SLG: 0.274 15 Cory Spangenberg, L (9, PH) OBP: 0.282, SLG: 0.500		S CH 84 S CH 84 B CH 86 B CH 84 C SI 94 2-3 ① K		S SI 93 S CU 79 1 SAFE B CH 86 F FC 90 B SI 94 S FF 94 2-3 ① K 1-2			B FF 93 S CH 84 B FF 94 S FF 94 B CH 86 S CH 86 3-3 ① K		F FF 98 B SL 86 S SL 86 X SL 88 1-2 ② G4-3	3 1	0 0	0 0	0 0	0 0	3 0	2 0
24 Cameron Maybin, R (1, 8) OBP: 0.289, SLG: 0.347		B SI 94 B CU 80 X SI 93 2-0 53 BB 1-2 1B		B CH 85 2 SAFE X CH 84 1-0 5 CS 2-H 1B			B CH 85 B FF 94 S FC 90 F SI 94 C SI 94 2-3 ② K		B FF 98 B FF 98 B FF 96 C FF 96 C FF 96 F FF 99 B SL 86 4-2 5 DI 5 1B BB	3	1	2	1	1	1	0
5 Alexi Amarista, L (1, 6) OBP: 0.292, SLG: 0.313		F FC 91 F FC 90 B FF 94 C FC 89 1-3 ② K		B CH 84 B FF 93 C FC 88 1 SAFE S FF 94 F CH 84 B FF 94 C FC 89 3-3 ②③ K 1-2			B FC 89 B FC 88 C FF 94 F FF 94 F FF 94 F FC 90 X FC 90 2-2 ③ P5		C FF 95 X FF 97 0-1 1-H 1B	4	0	1	1	0	2	3
53 Eric Stults, L (1, 1) OBP: 0.114, SLG: 0.116 61 R.J. Alvarez, R (5, 1) 4 Jake Goebbert, L (5, PH) OBP: 0.324, SLG: 0.344 43 Joe Wieland, R (6, 1) 57 Leonel Campos, R (8, 1) 21 Adam Moore, R (8, PH) OBP: 0.167, SLG: 0.333 54 Alex Torres, L (9, 1) 12 Seth Smith, L (9, PH) OBP: 0.368, SLG: 0.443		B CH 85 B FC 87 B FF 94 B FF 93 4-0 1-2 2-3 BB			S FC 88 X CH 84 0-1 ① F8			B SI 97 S SI 97 B SI 97 F SI 97 S SL 86 2-3 ① K	S SL 86 C FF 96 S FF 96 0-3 ③ K	0 0 1 0 0 0 1 0 1	0 0 0 0 0 0 0 0 0	0 0 0 0 0 0 0 0 0	1 0 0 0 0 0 0 1 1	0 0 0 0 0 0 1 0 1	0 0 0 0 0 0 0 0 1	0 0 0 0 0 0 0 0 1
Inning Stats	R: 0 E: 0 K: 1 S: 7 H: 1 LOB: 1 BB: 0 P: 10	R: 0 E: 0 K: 2 S: 16 H: 2 LOB: 3 BB: 1 P: 28	R: 0 E: 0 K: 1 S: 8 H: 0 LOB: 0 BB: 0 P: 12	R: 1 E: 0 K: 2 S: 11 H: 2 LOB: 0 BB: 0 P: 19	R: 0 E: 0 K: 0 S: 5 H: 1 LOB: 0 BB: 0 P: 5	R: 0 E: 0 K: 1 S: 8 H: 1 LOB: 0 BB: 0 P: 16	R: 0 E: 0 K: 2 S: 11 H: 0 LOB: 0 BB: 0 P: 18	R: 0 E: 0 K: 1 S: 13 H: 1 LOB: 2 BB: 1 P: 24	R: 1 E: 0 K: 2 S: 14 H: 1 LOB: 1 BB: 1 P: 19	1B: 7 2B: 2 3B: 0 HR: 0 SF: 0 SAC: 0 DP: 2 HBP: 0						

PITCHER		IP	WLS	BF	H	R	ER	SO	BB	IBB	HBP	BLK	WP	HR	S	P	ERA	WHIP
35 Cole Hamels, L ERA: 2.47	(1, 1)	7.0	W	26	7	1	1	9	1	0	0	0	0	0	66	108	1.29	1.143
63 Jake Diekman, L ERA: 3.59	(8, 1)	1.0		5	1	0	0	1	1	0	0	0	0	0	13	24	0.00	2.000
53 Ken Giles, R ERA: 1.27	(9, 1)	1.0		5	1	1	1	2	1	0	0	0	0	0	14	19	9.00	2.000

PITCHER	IP	WLS	BF	H	R	ER	SO	BB	IBB	HBP	BLK	WP	HR	S	P	ERA	WHIP

BOTTOM

Philadelphia Phillies @ San Diego Padres

Petco Park, San Diego, CA

Wed Sep 17 2014, 7:12 PM - 10:01 PM PDT

Att. 17,311 - Clear - 79 F

livebaseballscorecards.com

AB	33
R	2
H	9
RBI	2
BB	3
SO	12
LOB	15

WP: 0 PA: 36
PB: 0
SB: 1
CS: 1

Batter	1	2	3	4	5	6	7	8	9	AB	R	H	RBI	BB	SO	LOB
2 Ben Revere, L (1, 8) OBP: 0.326, SLG: 0.368	B FF 89 C FF 89 F FF 88 F CH 81 B FF 90 B FF 90 X FF 89 3-2 ① G3		B FF 89 C SI 89 S CH 82 B CU 72 X CH 81 2-2 ② FC3-6 1-2f		B FF 90 X FF 88 1-0 1B			B FF 92 B FF 91 C FF 92 F FF 92 B FF 92 X FF 92 3-2 13 1B 13 S 1B	C CU 73 B FF 92 X SL 85 1-1 1-H 1B	5	0	3	1	0	0	1
13 Freddy Galvis, S (1, 6) OBP: 0.222, SLG: 0.278 26 Chase Utley, L (9, PH) OBP: 0.340, SLG: 0.410	B FF 90 F FF 89 X CH 81 1-1 2B		C FF 90 X FF 90 0-1 ③ G4-3		C CU 72 1 SAFE F FF 89 1 SAFE 1 SAFE 1 SAFE B FF 89 D CH 82 F FF 89 2-2 ③ X CH 80 G5-3			B FF 92 X FF 91 1-0 1-3 1B	X SI 90 0-0 ③ G3	4 1	0 0	2 0	0 0	0 0	0 0	2 1
3 Marlon Byrd, R (1, 9) OBP: 0.311, SLG: 0.450	C FF 90 X FF 90 0-1 ② L5			B CU 70 S CU 72 X CU 72 1-1 ① L6		F FF 88 F FF 89 F CU 73 T FF 89 0-2 ① K		B FF 93 S FF 93 F FF 94 B FF 91 B FF 93 F SL 82 S FF 93 3-3 ① K		4	0	0	0	0	2	3
18 Darin Ruf, R (1, 3) OBP: 0.320, SLG: 0.412	C FF 91 B FF 89 D CH 81 F FF 90 B FF 90 S CH 81 3-3 ③ K			B CU 72 B FF 89 X FF 90 2-0 7 WP 9 1B 2B		B F FF 90 B CU 70 X CH 79 2-1 ② L7		B FF 93 B SL 82 F FF 92 F FF 93 B FF 93 S FF 93 3-3 ② K		4	1	1	0	0	2	3
7 Maikel Franco, R (1, 5) OBP: 0.195, SLG: 0.231		F FF 89 F CU 72 C FF 90 0-3 ① K		C FF 89 B CH 82 D CH 82 S CH 81 S CH 81 2-3 ② K 2-3		B CU 70 C FF 90 X FF 88 1-1 ③ G6-3		B FF 92 F FF 93 F FF 92 F FF 93 D SL 82 S SL 82 2-3 ③ K		4	0	0	0	0	3	3
9 Domonic Brown, L (1, 7) OBP: 0.288, SLG: 0.356		C FF 90 B FF 89 B CH 81 B FF 90 X FF 89 3-1 ② G3		X FF 90 0-0 21 FC4-6 3-H 1B			X SL 88 0-0 ① F9		B SI 91 F SI 91 X CH 81 1-1 16 E 2B	4	1	2	1	0	0	0
21 Wil Nieves, R (1, 2) OBP: 0.259, SLG: 0.345 16 César Hernández, S (9, PH) OBP: 0.289, SLG: 0.279		B FF 90 B FF 89 B FF 89 C FF 88 F FF 88 X CH 81 3-2 ③ F7		X FF 90 0-0 ③ FC4-6 1-2f			C SL 89 X SL 86 0-1 ② G1-3		X SI 91 0-0 E8 2 DI 2 1B 2-H 1B	3 1	0 1	0 1	0 0	0 0	0 0	1 0
4 Andrés Blanco, S (1, 4) OBP: 0.319, SLG: 0.467			C FF 88 F CU 71 X FF 89 0-2 ① G6-3		C FF 89 F FF 89 X CU 72 0-2 ① G6-3		C SL 87 B SI 90 B SL 87 S SL 87 B FF 90 X SL 87 3-2 2B		C SI 91 X CH 80 0-1 ① F9	4	0	1	0	0	0	1
38 Kyle Kendrick, R (1, 1) OBP: 0.109, SLG: 0.095 59 Antonio Bastardo, R (6, 1) 25 Cody Asche, L (7, PH) OBP: 0.307, SLG: 0.388 37 Mike Adams, R (7, 1) 56 Cesar Jimenez, L (8, 1) 24 Grady Sizemore, L (9, PH) OBP: 0.301, SLG: 0.365			C FF 90 X FF 91 0-1 2 FC3-6 1B		S FF 89 C FF 89 B CU 73 X FF 89 1-2 ② F9		C CU 75 C CU 79 X CU 79 0-2 ③ F9		C CU 72 C SL 84 B FF 92 B FF 92 S CH 81 2-3 ② K	2 0 1 0 0 1	0 0 0 0 0 0	1 0 0 0 0 0	0 0 0 0 0 1	0 0 0 0 0 0	0 0 1 0 0 1	0 0 0 0 0 1
Inning Stats	R: 0 E: 0 K: 1 S: 11 H: 1 LOB: 1 BB: 0 P: 18	R: 0 E: 0 K: 1 S: 8 H: 0 LOB: 0 BB: 0 P: 14	R: 0 E: 0 K: 0 S: 10 H: 1 LOB: 1 BB: 0 P: 12	R: 1 E: 0 K: 1 S: 8 H: 2 LOB: 1 BB: 0 P: 13	R: 0 E: 0 K: 0 S: 11 H: 1 LOB: 1 BB: 0 P: 15	R: 0 E: 0 K: 1 S: 8 H: 0 LOB: 0 BB: 0 P: 11	R: 0 E: 0 K: 0 S: 9 H: 1 LOB: 1 BB: 0 P: 12	R: 0 E: 0 K: 3 S: 15 H: 2 LOB: 2 BB: 0 P: 27	R: 2 E: 1 K: 1 S: 11 H: 3 LOB: 1 BB: 0 P: 15	1B: 7 2B: 4 3B: 0 HR: 0 SF: 0 SAC: 0 DP: 0 HBP: 0						WP: 1 PB: 0 SB: 1 CS: 0 PA: 38	

PITCHER		IP	WLS	BF	H	R	ER	SO	BB	IBB	HBP	BLK	WP	HR	S	P	ERA	WHIP
41 Robbie Erlin, L ERA: 4.53	(1, 1)	6.0	W	23	5	1	1	4	0	0	0	0	1	0	56	83	1.50	0.833
50 Nick Vincent, R ERA: 3.48	(7, 1)	0.2	H	3	1	0	0	0	0	0	0	0	0	0	6	9	0.00	1.500
60 Frank Garces, L ERA: 2.7	(7, 1)	0.1	H	1	0	0	0	0	0	0	0	0	0	0	3	3	0.00	0.000
33 Dale Thayer, R ERA: 2.03	(8, 1)	1.0	H	5	2	0	0	3	0	0	0	0	0	0	15	27	0.00	2.000
46 Tim Stauffer, R ERA: 3.66	(9, 1)	1.0		6	3	2	2	1	0	0	0	0	0	0	11	15	18.00	3.000

PITCHER	IP	WLS	BF	H	R	ER	SO	BB	IBB	HBP	BLK	WP	HR	S	P	ERA	WHIP

TOP

Philadelphia Phillies @ San Diego Padres

Petco Park, San Diego, CA

Thu Sep 18 2014, 6:11 PM - 9:11 PM PDT

Att. 18,076 - Partly Cloudy - 74 F

livebaseballscorecards.com

AB	38
R	3
H	11
RBI	2
BB	0
SO	8
LOB	17

BOTTOM

Philadelphia Phillies @ San Diego Padres

Petco Park, San Diego, CA

Thu Sep 18 2014, 6:11 PM - 9:11 PM PDT

Att. 18,076 - Partly Cloudy - 74 F

livebaseballscorecards.com

Batter	1	2	3	4	5	6	7	8	9	AB	R	H	RBI	BB	SO	LOB
15 Cory Spangenberg, L (1, 5) OBP: 0.295, SLG: 0.476	BB		G5-3		G4-3	1B		B1-3		4	0	1	1	1	0	2
25 Will Venable, L (1, 9) OBP: 0.288, SLG: 0.323	G3-1		G6-3		K	G6-3		HR		5	1	1	3	0	1	2
9 Jedd Gyorko, R (1, 4) OBP: 0.274, SLG: 0.341	BB		L7		1B	G6-3		G5-3		4	1	1	0	1	0	0
8 Yasmani Grandal, S (1, 2) OBP: 0.313, SLG: 0.380	1B			BB	BB	1B				2	1	2	0	2	0	0
12 Seth Smith, L (1, 7) OBP: 0.369, SLG: 0.444	K			1B	1B			K		4	0	2	1	0	2	3
14 Tommy Medica, R (1, 3) OBP: 0.286, SLG: 0.401		P3		1B	HBP		F9			3	0	1	0	0	0	1
5 Alexi Amarista, L (1, 6) OBP: 0.294, SLG: 0.323		HR		SF7-5	F7			1B		3	2	2	2	0	0	3
24 Cameron Maybin, R (1, 8) OBP: 0.297, SLG: 0.356		G1-3		IBB		2B		1B		3	2	2	0	1	0	0
41 Robbie Erlin, R (1, 1) OBP: 0.176, SLG: 0.125										2	0	0	0	0	0	2
16 Abraham Almonte, S (6, PH) OBP: 0.272, SLG: 0.325										1	0	0	0	0	0	1
50 Nick Vincent, R (7, 1)										0	0	0	0	0	0	0
60 Frank Garces, L (7, 1)										0	0	0	0	0	0	0
33 Dale Thayer, R (8, 1)										0	0	0	0	0	0	0
7 Rymer Liriano, R (8, PH) OBP: 0.283, SLG: 0.271										1	0	0	0	0	1	2
46 Tim Stauffer, R (9, 1) OBP: 0.200, SLG: 0.200		G6-3		G1-3		G3		K		0	0	0	0	0	0	0
Inning Stats	R: 0 E: 0 K: 1 S: 10 H: 1 LOB: 2 BB: 2 P: 21	R: 1 E: 0 K: 0 S: 9 H: 1 LOB: 0 BB: 0 P: 12	R: 0 E: 0 K: 0 S: 6 H: 0 LOB: 0 BB: 0 P: 8	R: 1 E: 0 K: 0 S: 10 H: 2 LOB: 2 BB: 2 P: 22	R: 1 E: 0 K: 1 S: 18 H: 2 LOB: 3 BB: 1 P: 29	R: 1 E: 0 K: 0 S: 10 H: 2 LOB: 0 BB: 0 P: 17	R: 0 E: 0 K: 1 S: 12 H: 1 LOB: 1 BB: 0 P: 15	R: 3 E: 1 K: 1 S: 13 H: 3 LOB: 0 BB: 0 P: 19		1B: 9 2B: 2 3B: 0 HR: 2 SF: 1 SAC: 0 DP: 2 HBP: 1	WP: 0 PB: 0 SB: 1 CS: 1 PA: 39				

	AB	32
	R	7
	H	12
	RBI	7
	BB	5
	SO	4
	LOB	16

PITCHER		IP	WLS	BF	H	R	ER	SO	BB	IBB	HBP	BLK	WP	HR	S	P	ERA	WHIP
38 Kyle Kendrick, R ERA: 4.73	(1, 1)	5.0	L	25	6	3	3	2	4	1	1	0	0	1	53	92	5.40	2.000
59 Antonio Bastardo, L ERA: 4.11	(6, 1)	1.0		4	2	1	1	0	0	0	0	0	0	0	10	17	9.00	2.000
37 Mike Adams, R ERA: 2.89	(7, 1)	1.0		4	1	0	0	1	0	0	0	0	0	0	12	15	0.00	1.000
56 Cesar Jimenez, L ERA: 1.8	(8, 1)	1.0		6	3	3	3	1	0	0	0	0	0	1	13	19	27.00	3.000

PITCHER		IP	WLS	BF	H	R	ER	SO	BB	IBB	HBP	BLK	WP	HR	S	P	ERA	WHIP

Philadelphia Phillies @ Oakland Athletics

O.co Coliseum, Oakland, CA

Fri Sep 19 2014, 9:41 PM - 12:33 AM EDT

Att. 35,067 - Clear - 69 F

TOP

livebaseballscorecards.com

Batter	1	2	3	4	5	6	7	8	9	AB	R	H	RBI	BB	SO	LOB
2 Ben Revere, L (1, 8) OBP: 0.326, SLG: 0.367	C FF 91 F FF 92 F FF 93 B FC 88 F CU 75 F FC 90 B FC 87 F FF 94 F CU 74 2-3 S CU 72 K ①		B SI 90 X FF 90 1-0 L7 ②		B FF 93 B SI 92 C FF 90 F FC 87 X FC 86 2-2 51 CS 1B			B SI 89 B SI 89 C SI 88 C SI 90 F SI 89 X SL 81 2-2 G4-3 ① 2-3		4	0	1	0	0	1	1
51 Carlos Ruiz, R (1, 2) OBP: 0.348, SLG: 0.377	S FF 93 B FF 93 B CU 73 B SI 92 B FF 92 4-1 26 1B BB		B FF 92 F FC 87 C CU 72 F SI 91 B SI 92 F CU 74 B SI 92 F FF 90 S FC 83 3-3 K ③		C FC 88 B FC 88 1-1 CS ③ 1-2	F SI 90 X CH 83 0-1 L9 ①		C SL 81 B SL 80 F SI 89 F SL 81 F SL 81 X SI 88 1-2 FC5-2 ② 3-H		3	0	0	0	1	1	1
26 Chase Utley, L (1, 4) OBP: 0.340, SLG: 0.409	X FF 92 0-0 1-2 1B			C FF 90 C FF 91 B CU 74 F SI 92 F CU 75 X CU 73 1-2 G4-3 ①		B FC 87 B CH 87 C FF 90 X SI 88 2-1 L7 ②		X SI 88 0-0 G4-3 ③		4	0	1	0	0	0	1
6 Ryan Howard, L (1, 10) OBP: 0.311, SLG: 0.378	C FF 92 C FF 89 F FC 88 S CU 75 0-3 K ②			X FF 92 0-0 HR		F FF 92 F CU 76 B CU 77 X SI 90 1-2 G3-1 ③			S FF 93 T FF 93 B FF 93 X FF 93 1-2 L9 ①	4	1	1	1	0	1	2
3 Marlon Byrd, R (1, 9) OBP: 0.311, SLG: 0.449	F FF 93 S CU 74 F FC 89 S FF 92 0-3 K ③			F FC 89 X SI 92 0-1 1B			F CU 73 B FF 92 S FF 89 F CU 75 B CU 75 F FF 92 X CU 74 2-2 G6-3 ①		B FF 93 S FF 93 X FF 93 1-1 G5-3 ②	4	0	1	0	0	1	2
24 Grady Sizemore, L (1, 7) OBP: 0.301, SLG: 0.362		C SI 91 B FF 92 B FF 92 B FC 86 B FF 91 4-1 18 G3-6-3 BB		C FF 88 F FC 85 D CU 74 T FF 92 1-2 K ②			C FF 92 B CU 75 B SI 92 F CU 75 F CU 73 X SI 91 2-2 G5-3 ②		B FF 93 B FF 93 B FF 93 C FF 91 X FF 93 3-1 F7 ③	3	0	0	0	1	1	1
18 Darin Ruf, R (1, 3) OBP: 0.320, SLG: 0.420		B SI 90 F FC 88 F FF 90 B CH 88 X CU 71 2-2 G3-6-3 ① ② 1-2f		B CU 74 F FC 87 B FF 92 X FC 88 2-1 F8 ③			B CU 73 S FC 88 S FC 88 X CU 76 1-2 2B			3	0	1	0	0	0	2
7 Maikel Franco, R (1, 5) OBP: 0.182, SLG: 0.214		B FF 90 C FF 92 F CH 84 C SI 91 1-3 K ③			F FC 87 F CU 76 S CU 75 0-3 K ①		B CU 75 B FF 93 X FF 89 2-0 P6 ③			3	0	0	0	0	2	1
13 Freddy Galvis, S (1, 6) OBP: 0.225, SLG: 0.290			B FF 89 C FF 89 X FF 90 1-1 F9 ①		C SI 91 F CU 75 F CU 75 X SI 93 0-2 G3 ②			B SI 89 C SI 90 X SL 81 1-1 2 G4-3 51 FC5-2 2B		3	0	1	0	0	0	0

	AB	31
	R	1
	H	6
	RBI	1
	BB	2
	SO	7
	LOB	11

Inning Stats	1	2	3	4	5	6	7	8	9
	R: 0 E: 0 K: 3 S: 18	R: 0 E: 0 K: 1 S: 7	R: 0 E: 0 K: 1 S: 9	R: 1 E: 0 K: 1 S: 13	R: 0 E: 0 K: 1 S: 11	R: 0 E: 0 K: 0 S: 7	R: 0 E: 0 K: 0 S: 14	R: 0 E: 0 K: 0 S: 12	R: 0 E: 0 K: 0 S: 7
	H: 1 LOB: 2 BB: 1 P: 24	H: 0 LOB: 0 BB: 1 P: 14	H: 0 LOB: 0 BB: 0 P: 14	H: 2 LOB: 1 BB: 0 P: 17	H: 1 LOB: 0 BB: 0 P: 14	H: 0 LOB: 0 BB: 0 P: 10	H: 1 LOB: 1 BB: 0 P: 21	H: 1 LOB: 1 BB: 0 P: 16	H: 0 LOB: 0 BB: 0 P: 12

| | | |

Batter	1	2	3	4	5	6	7	8	9	AB	R	H	RBI	BB	SO	LOB
4 Coco Crisp, S (1, 8) OBP: 0.341, SLG: 0.380	B SI 88 X SI 87 1-0 ① G3	C SI 90 C SI 90 B FF 91 D CU 79 X CH 82 2-2 1-3 2-H 1B			C FF 88 F CU 76 B FF 88 B FF 89 S SI 89 2-3 ① K		C CH 80 F FC 89 B SI 91 X CU 79 1-2 23 1-3 BB 1B			4	0	2	1	0	1	0
23 Sam Fuld, L (1, 9) OBP: 0.324, SLG: 0.355	C SI 89 B FF 88 B SI 90 B CH 81 X SI 90 3-1 ② L3	C FF 89 D CU 78 F CH 82 S CU 78 1-3 ③ K			B CU 77 C SI 90 L FF 90 X SI 90 1-2 ② L5		D SL 83 C SL 82 F FF 92 B FF 92 D FF 92 B SL 83 4-2 1-2 BB			3	0	0	0	1	1	2
20 Josh Donaldson, R (1, 5) OBP: 0.338, SLG: 0.455	X SI 90 0-0 ③ G5-3		B CU 75 B CH 81 B FF 88 C FF 90 X FF 88 3-1 ① F8		B FF 90 X SI 90 1-0 ③ F8		X SL 82 0-0 ③ P6			4	0	0	0	0	0	3
10 Adam Dunn, L (1, 10) OBP: 0.340, SLG: 0.427		C SI 88 B FF 90 B FF 90 X FF 89 2-1 21 BB 36 1B 1B	H FF 89 1-0 HBP			C CU 74 B CU 76 B SI 90 B CH 81 B SI 90 4-1 37 G3 BB		B SI 97 B SI 96 B SI 97 C SI 97 C SL 86 X SI 98 3-2 ① G3		2	1	1	0	1	0	0
37 Brandon Moss, L (1, 7) OBP: 0.333, SLG: 0.446		X CH 81 0-0 ① F9	C SI 90 C SI 90 S FF 90 0-3 ② K			X FF 89 0-0 ① ② G3 1-2f		B SL 82 B SL 83 B SI 97 B SI 95 4-0 36 1B 21 BB BB		3	0	0	0	1	1	3
21 Stephen Vogt, L (1, 3) OBP: 0.345, SLG: 0.469		C CU 76 B SI 91 B FF 91 D SI 91 B CH 83 4-1 36 1B 28 1B 1-2 BB	C FC 89 B FF 90 F FF 90 S CU 79 1-3 ③ K			B CU 76 C FF 91 X CU 77 1-1 ③ F7		1 SAFE B SI 96 1 SAFE B SI 96 C SI 95 B SI 95 B SI 96 4-1 36 1B 1-2 BB		2	1	0	0	2	1	1
8 Jed Lowrie, S (1, 6) OBP: 0.316, SLG: 0.354		C CU 78 B CH 82 F SI 91 F FF 91 S CH 82 1-3 ② K		X CH 80 0-0 ① P5			B SI 88 X FF 88 1-0 28 FC5-2 3B	C SL 84 S SI 97 B SI 97 S SI 99 1-3 ② K		4	0	1	0	0	2	4
36 Derek Norris, R (1, 2) OBP: 0.362, SLG: 0.409		C FF 90 F CH 82 B FF 92 X FF 92 1-2 28 1B 4 1B 1-3 2-H 1B		C FF 88 F CH 80 B FF 89 X FC 89 1-2 ② G5-3			B FF 90 S FC 89 C CU 77 D CU 78 S CH 82 2-3 ① K	C SL 85 S SL 85 F SL 87 X SI 97 0-2 1-2 2-3 1B		4	1	2	1	0	1	1
28 Eric Sogard, L (1, 4) OBP: 0.297, SLG: 0.269 15 Jonny Gomes, R (8, PH) OBP: 0.324, SLG: 0.331 1 Nick Punto, S (9, 4) OBP: 0.297, SLG: 0.276		B CH 80 F FF 90 X CU 78 1-1 4 1B 1-2 3-H 1B		X SI 89 0-0 ③ P5			B FC 89 C FC 90 X FF 91 1-1 ② FC5-2 4 1B 3-H	B SI 97 C SI 96 C SI 98 B SI 98 F SL 86 B SI 99 C SI 98 3-3 ③ K		3 1 0	0 0 0	1 0 0	1 0 0	0 0 0	0 1 0	1 3 0
Inning Stats	R: 0 E: 0 K: 0 S: 4 H: 0 LOB: 0 BB: 0 P: 8	R: 3 E: 0 K: 2 S: 19 H: 4 LOB: 2 BB: 1 P: 31	R: 0 E: 0 K: 2 S: 8 H: 0 LOB: 1 BB: 0 P: 13	R: 0 E: 0 K: 0 S: 5 H: 0 LOB: 0 BB: 0 P: 6	R: 0 E: 0 K: 1 S: 7 H: 0 LOB: 0 BB: 0 P: 11	R: 0 E: 0 K: 0 S: 4 H: 0 LOB: 0 BB: 1 P: 9	R: 0 E: 0 K: 1 S: 12 H: 2 LOB: 3 BB: 1 P: 21	R: 0 E: 0 K: 2 S: 15 H: 1 LOB: 3 BB: 2 P: 30		1B: 6 2B: 0 3B: 1 HR: 0	SF: 0 SAC: 0 DP: 1 HBP: 1		WP: 0 PB: 0 SB: 0 CS: 0	PA: 36		

PITCHER		IP	WLS	BF	H	R	ER	SO	BB	IBB	HBP	BLK	WP	HR	S	P	ERA	WHIP
55 David Buchanan, R ERA: 3.77	(1, 1)	6.2	L	28	6	3	3	6	2	0	1	0	0	0	56	92	4.05	1.200
59 Antonio Bastardo, L ERA: 4.11	(7, 1)	0.0		1	0	0	0	0	1	0	0	0	0	0	2	6	∞	∞
30 Justin De Fratus, R ERA: 2.5	(7, 1)	0.1		1	0	0	0	0	0	0	0	0	0	0	1	1	0.00	0.000
63 Jake Diekman, L ERA: 3.54	(8, 1)	1.0		6	1	0	0	2	2	0	0	0	0	0	15	30	0.00	3.000

PITCHER	IP	WLS	BF	H	R	ER	SO	BB	IBB	HBP	BLK	WP	HR	S	P	ERA	WHIP

BOTTOM

Philadelphia Phillies @ Oakland Athletics

O.co Coliseum, Oakland, CA

Fri Sep 19 2014, 9:41 PM - 12:33 AM EDT

Att. 35,067 - Clear - 69 F

livebaseballscorecards.com

AB	30
R	3
H	7
RBI	3
BB	5
SO	8
LOB	18

Batter	1	2	3	4	5	6	7	8	9	AB	R	H	RBI	BB	SO	LOB
2 Ben Revere, L (1, 8) OBP: 0.325, SLG: 0.365	C FF 91 B FF 91 B SI 90 B FF 92 C FF 91 T FF 92 3-2 ① K		B FF 90 F FF 90 F SI 90 B KC 81 X KC 80 2-2 ① L7		C SI 90 B FF 91 C SI 90 1 SAFE 1 SAFE B FF 90 F FF 91 B FF 91 X FF 90 3-2 ③ P5		C SI 92 F SI 93 B SI 93 X FF 92 1-2 ③ P6		1 SAFE C FF 92 X FF 92 0-1 1-2 1B	5	0	1	0	0	1	1
7 Maikel Franco, R (1, 3) OBP: 0.184, SLG: 0.213	B SI 91 F FF 90 F KC 82 X KC 83 1-2 ① 3 HBP 26 BB 1B		F FF 91 X FF 91 0-1 ② P3			B SI 90 S SI 89 F SI 90 B SL 84 X SI 90 2-2 ① F9		F SI 91 X SI 91 0-1 ① F8	C CU 72 F FC 87 C FF 92 0-3 ③ K	5	0	1	0	0	1	2
26 Chase Utley, L (1, 4) OBP: 0.341, SLG: 0.410	B FF 92 C FF 93 B FF 92 1 SAFE B FF 91 B FF 92 4-1 3 HBP 1-2 BB		C KC 82 F KC 80 C FF 93 0-3 ③ K			B FF 90 C SI 90 B FF 91 C SL 83 F SI 90 F SL 83 B SL 82 F SI 90 F SI 91 3-2 X SI 90 E4 6 S			C SI 92 B SI 93 S FF 92 B KC 80 X KC 79 2-2 3 1B 2B		3	1	1	0	1	1	0
6 Ryan Howard, L (1, 10) OBP: 0.309, SLG: 0.376	B KC 83 S FF 93 S KC 82 D KC 85 S KC 82 2-3 ② K			B KC 81 C KC 82 F FF 91 B KC 82 X KC 82 2-2 ① F8		B SI 88 B SI 89 S FF 91 S SI 90 F SI 91 B FF 90 C SI 90 3-3 ② K 1-2		C KC 79 B CH 75 F KC 79 S SI 95 1-3 ② K		4	0	0	0	0	3	4
3 Marlon Byrd, R (1, 9) OBP: 0.312, SLG: 0.448	C KC 81 B FF 92 S KC 82 H FF 93 2-2 1-2 2-3 HBP			B SI 90 F KC 81 S KC 80 B FF 91 S KC 82 2-3 ② K2-3		F SI 89 B SI 91 F SI 91 F SI 91 F FF 91 F SI 91 F SI 91 S FF 92 1-3 ③ K		B SL 86 X FF 96 1-0 2-H 1B		3	0	1	1	0	2	1
18 Darin Ruf, R (1, 7) OBP: 0.308, SLG: 0.402 19 Tony Gwynn Jr., L (8, 7) OBP: 0.264, SLG: 0.190	C KC 82 F KC 82 D KC 83 F KC 82 B FF 93 F KC 83 B KC 82 C FF 92 3-3 ③ K			B SI 89 B SI 89 B SI 90 C SI 89 X FF 92 3-1 ③ P4			C CU 79 B CU 78 T SI 90 F CU 77 B SI 90 X SI 90 2-2 ① G6-3	X FF 96 0-0 ③ P3		4 0	0 0	0 0	0 0	1 0	4 0
25 Cody Asche, L (1, 5) OBP: 0.309, SLG: 0.390		B FF 89 X FF 91 1-0 ① L9			S FF 90 B FF 90 B KC 81 B KC 80 B FF 90 4-1 BB		X SI 91 0-0 21 G1-3 13 HR 2B		C FF 91 X CU 72 0-1 ① G3	3	1	1	0	1	0	0
21 Wil Nieves, R (1, 2) OBP: 0.258, SLG: 0.342		B SI 88 C SI 89 B SI 89 F SI 89 S KC 81 2-3 ② K			F SI 89 S KC 81 X KC 80 0-2 ① L8		C SI 90 B SI 91 X SI 91 1-1 ② G1-3 2-3		X FF 90 0-0 2 1B 1B	4	0	1	0	0	1	2
13 Freddy Galvis, S (1, 6) OBP: 0.226, SLG: 0.320		X SI 88 0-0 ③ G5-3			1 SAFE B SI 88 B SI 88 F SI 88 1 SAFE F SI 87 F KC 81 X KC 82 2-2 ② P3		B FF 90 B SI 91 C SI 90 B SI 90 T SI 91 X SI 91 3-2 3-H HR		T FF 91 C FF 91 S CU 73 0-3 ② K	4	1	1	2	0	1	2
Inning Stats	R: 0 E: 0 K: 3 S: 17 H: 1 LOB: 3 BB: 1 P: 32	R: 0 E: 0 K: 1 S: 5 H: 0 LOB: 0 BB: 0 P: 8	R: 0 E: 0 K: 1 S: 8 H: 0 LOB: 0 BB: 0 P: 10	R: 0 E: 0 K: 1 S: 8 H: 0 LOB: 0 BB: 0 P: 15	R: 0 E: 0 K: 0 S: 12 H: 0 LOB: 1 BB: 1 P: 21	R: 0 E: 1 K: 2 S: 21 H: 0 LOB: 1 BB: 0 P: 30	R: 2 E: 0 K: 0 S: 13 H: 2 LOB: 0 BB: 0 P: 20	R: 1 E: 0 K: 1 S: 10 H: 2 LOB: 1 BB: 0 P: 14	R: 0 E: 0 K: 2 S: 11 H: 2 LOB: 2 BB: 0 P: 11	1B: 4 2B: 2 3B: 0 HR: 1 SF: 0 SAC: 0 DP: 0 HBP: 1						

TOP

Philadelphia Phillies @ Oakland Athletics

O.co Coliseum, Oakland, CA

Sat Sep 20 2014, 4:09 PM - 7:07 PM EDT

Att. 31,848 - Sunny - 70 F

livebaseballscorecards.com

AB	35
R	3
H	7
RBI	3
BB	2
SO	11
LOB	16

WP: 0 PB: 0 SB: 1 CS: 0 PA: 38

PITCHER		IP	WLS	BF	H	R	ER	SO	BB	IBB	HBP	BLK	WP	HR	S	P	ERA	WHIP
13 Drew Pomeranz, L ERA: 2.35	(1, 1)	5.0		19	1	0	0	6	2	0	1	0	0	0	50	86	0.00	0.600
39 Eric O'Flaherty, L ERA: 2.25	(6, 1)	0.2		3	0	0	0	1	0	0	0	0	0	0	14	22	0.00	0.000
61 Dan Otero, R ERA: 2.4	(6, 1)	1.0	L	5	2	2	2	1	0	0	0	0	0	1	17	24	18.00	2.000
56 Fernando Abad, L ERA: 1.63	(7, 1)	1.0		4	1	1	1	1	0	0	0	0	0	0	11	15	9.00	1.000
48 Ryan Cook, R ERA: 3.47	(8, 1)	0.1		2	1	0	0	0	0	0	0	0	0	0	2	3	0.00	3.000

PITCHER		IP	WLS	BF	H	R	ER	SO	BB	IBB	HBP	BLK	WP	HR	S	P	ERA	WHIP
58 Evan Scribner, R ERA: 2.53	(9, 1)	1.0		5	2	0	0	2	0	0	0	0	0	0	11	11	0.00	2.000

Batter	1	2	3	4	5	6	7	8	9	AB	R	H	RBI	BB	SO	LOB
23 Sam Fuld, L (1, 8) OBP: 0.322, SLG: 0.352 4 Coco Crisp, S (8, PH) OBP: 0.341, SLG: 0.379 (9, 8)	C SI 90 S FF 90 B SI 92 F FC 88 S SL 81 1-3 K2-3 ①		F CH 85 F FC 89 C FC 88 0-3 K ②			B SI 89 B FF 89 C SI 91 F FF 89 B SL 83 X SI 91 3-2 F8 ②		B FF 92 B FF 93 X FF 93 2-0 F7 ③		3 1	0 0	0 0	0 0	0 0	2 0	0 1
21 Stephen Vogt, L (1, 3) OBP: 0.340, SLG: 0.462	B SI 91 B SI 90 X CH 85 2-0 L7 ②		C SI 91 B FF 89 F CU 79 B FF 88 X CH 84 2-2 F8 ③			C CU 74 X FC 90 0-1 G6-3 ③			C SL 86 F FF 98 F SL 88 S SL 88 0-3 K ①	4	0	0	0	0	1	0
20 Josh Donaldson, R (1, 5) OBP: 0.336, SLG: 0.452	C FF 92 S SI 92 B SL 83 B FF 90 B SI 92 X FC 89 3-2 F9 ③			B CH 83 C FF 89 B FF 90 B CH 84 C SI 91 F SI 92 X FC 90 3-2 F8 ①			X FC 88 0-0 F8 ①		B SL 86 C FF 100 S FF 100 X FF 100 1-2 F9 ②	4	0	0	0	0	0	0
10 Adam Dunn, L (1, 10) OBP: 0.341, SLG: 0.426		C FC 88 X FF 91 0-1 8 1B 16 1B 1B		B CH 84 X CH 85 1-0 G3 ②			B CU 73 C FF 89 B FF 88 B CH 83 B SI 92 4-1 37 FC4-6 BB		C FF 98 X SL 87 0-1 P5 ③	3	0	1	0	1	0	0
37 Brandon Moss, L (1, 7) OBP: 0.331, SLG: 0.443		C FC 87 C FF 90 B FF 88 B CH 85 X SI 92 2-2 F7 ①		S CH 84 F FC 90 T SL 81 0-2 K ③			C FF 88 D FF 89 B SI 90 X CH 83 2-1 FC4-6 1-2f ②			3	0	0	0	0	1	2
16 Josh Reddick, L (1, 9) OBP: 0.307, SLG: 0.424		B FF 90 B CH 84 C CH 83 S FC 89 B SL 82 X FC 89 3-2 8 1B 1-2 1B			B CH 84 F SI 89 C FF 89 B FF 87 B FC 86 X CH 82 3-2 8 G4-6-3 1B		C FF 90 X FC 88 0-1 L9 ③			3	0	2	0	0	0	1
8 Jed Lowrie, S (1, 6) OBP: 0.318, SLG: 0.354		X SI 91 0-0 36 G4-6-3 1-2 2-3 1B			B FC 87 1 SAFE X SI 90 1-0 G4-6-3 1-2f ① ②			C FF 92 C FF 92 B FF 93 B SL 85 B FF 92 B FF 93 4-2 7 WP BB		2	0	1	0	1	0	1
36 Derek Norris, R (1, 2) OBP: 0.359, SLG: 0.405		B SL 81 S CH 86 B SL 82 B FC 89 X FF 89 3-1 G4-6-3 1-2f ② ③			C FF 92 B CH 86 C FF 92 X CH 84 1-2 G5-3 ③			1 SAFE C FF 92 F FF 93 S SL 86 0-3 K ①		3	0	0	0	0	1	4
28 Eric Sogard, L (1, 4) OBP: 0.295, SLG: 0.267 7 Alberto Callaspo, S (8, PH) OBP: 0.294, SLG: 0.293 (9, 4)			B FF 89 B FF 89 B SI 90 C SI 90 C SI 91 F FF 90 X CH 84 3-2 F8 ①			X SI 88 0-0 G3 ①		F FF 93 C FF 91 B FF 93 B SL 85 F FF 93 X FF 93 2-2 P6 ② 1-2		2 1	0 0	0 0	0 0	0 0	0 0	0 1
Inning Stats	R: 0 E: 0 K: 1 S: 8 H: 0 LOB: 0 BB: 0 P: 14	R: 0 E: 0 K: 0 S: 11 H: 3 LOB: 2 BB: 0 P: 19	R: 0 E: 0 K: 1 S: 10 H: 0 LOB: 0 BB: 0 P: 15	R: 0 E: 0 K: 1 S: 8 H: 0 LOB: 0 BB: 0 P: 12	R: 0 E: 0 K: 0 S: 7 H: 1 LOB: 0 BB: 0 P: 12	R: 0 E: 0 K: 0 S: 6 H: 0 LOB: 0 BB: 0 P: 9	R: 0 E: 0 K: 0 S: 6 H: 0 LOB: 1 BB: 1 P: 12	R: 0 E: 0 K: 1 S: 10 H: 0 LOB: 1 BB: 1 P: 18	R: 0 E: 0 K: 1 S: 9 H: 0 LOB: 0 BB: 0 P: 10	1B: 4 2B: 0 3B: 0 HR: 0	SF: 0 SAC: 0 DP: 2 HBP: 0					

PITCHER		IP	WLS	BF	H	R	ER	SO	BB	IBB	HBP	BLK	WP	HR	S	P	ERA	WHIP
31 Jerome Williams, R ERA: 4.71	(1, 1)	7.0	W	24	4	0	0	3	1	0	0	0	0	0	56	93	0.00	0.714
59 Antonio Bastardo, L ERA: 4.04	(8, 1)	1.0	H	4	0	0	0	1	1	0	0	0	1	0	10	18	0.00	1.000
53 Ken Giles, R ERA: 1.24	(9, 1)	1.0	S	3	0	0	0	1	0	0	0	0	0	0	9	10	0.00	0.000

PITCHER	IP	WLS	BF	H	R	ER	SO	BB	IBB	HBP	BLK	WP	HR	S	P	ERA	WHIP

BOTTOM

Philadelphia Phillies @ Oakland Athletics

O.co Coliseum, Oakland, CA

Sat Sep 20 2014, 4:09 PM - 7:07 PM EDT

Att. 31,848 - Sunny - 70 F

livebaseballscorecards.com

AB	29
R	0
H	4
RBI	0
BB	2
SO	5
LOB	10

1B: 4	SF: 0	WP: 1	PA: 31
2B: 0	SAC: 0	PB: 0	
3B: 0	DP: 2	SB: 0	
HR: 0	HBP: 0	CS: 0	

Batter	1	2	3	4	5	6	7	8	9	10	AB	R	H	RBI	BB	SO	LOB
2 Ben Revere, L (1, 8) OBP: 0.325, SLG: 0.366	C SI 90 C SL 81 S SL 81 0-3 K ①	1 SAFE B SI 90 F SI 88 X SI 90 1-1 FC4-6 ③ 1-2f		C SI 90 X SI 91 0-1 51 2B 1B		B SL 82 B SI 92 X SI 90 2-0 3-H 1B		B SI 88 X SI 88 1-0 G3 ③			5	1	2	1	0	1	2
51 Carlos Ruiz, R (1, 2) OBP: 0.347, SLG: 0.378	B SI 90 S SI 90 F SL 84 B CH 77 X CH 76 2-2 P4 ②		B SI 89 C SI 89 X FC 85 1-1 G6-3 ①	B SL 84 B SI 88 B SI 88 C SI 88 X SI 88 3-1 1-H 2B		1 SAFE P PO 81 1 SAFE X SI 88 1-0 L7 ②			F FF 93 C FF 93 B FF 95 B FF 94 C FF 93 2-3 K ①		5	0	1	1	0	1	1
26 Chase Utley, L (1, 4) OBP: 0.341, SLG: 0.410	B SI 92 X SI 91 1-0 6 BB 3 2B 1B		B SL 82 X SL 79 1-0 6 2B 3 2B 1B	F SI 91 B SI 89 B FC 86 X SI 89 2-1 G4-3 ③		C SI 88 B SI 88 1 SAFE B SI 88 S SI 87 1 SAFE B SI 90 X SI 89 3-2 F8 ③			C FF 94 S CU 84 F FF 94 B CU 83 X CU 82 1-2 G4-3 ②		5	2	2	0	0	0	2
6 Ryan Howard, L (1, 10) OBP: 0.311, SLG: 0.378	S SL 82 1 SAFE D SL 82 B SI 92 F SL 82 F SI 93 1 SAFE 1 SAFE F SL 82 4-2 B SL 81 B SL 80 3 2B 1-2 BB	X SI 91 0-0 3 2B 1-3 2B	C SI 91 B SI 90 S SL 80 F SL 80 S SL 81 1-3 K ①		C SI 92 X SI 94 0-1 3 FC1-4 1B	C SI 88 B SI 88 1 SAFE B SI 88 S SI 87 1 SAFE B SI 90 X SI 89 3-2 F8 ③	C FF 94 S FF 94 F FF 95 B FF 93 C CU 80 1-3 K ③			4	1	2	0	1	2	0
3 Marlon Byrd, R (1, 9) OBP: 0.313, SLG: 0.451	F SI 88 X CH 77 0-1 1-3 2-H 2B	F FC 87 S FC 88 X FC 87 0-2 2-H 3-H 2B	F SI 90 B SI 91 F FC 86 S SI 92 1-3 K ②		S SI 91 B SI 91 S SI 92 X SI 93 1-2 FC1-4 24 CS 1-2f ①				S FF 91 S FF 92 S FF 94 0-3 K ①		5	0	2	3	0	2	1
24 Grady Sizemore, L (1, 7) OBP: 0.298, SLG: 0.358 19 Tony Gwynn Jr., L (7, 7) OBP: 0.264, SLG: 0.190 9 Domonic Brown, L (10, PH) OBP: 0.287, SLG: 0.355 (10, 7)	C SI 91 B SI 91 X SL 82 1-1 F7 ③	B SI 93 F SL 82 F SL 83 F SL 80 F SI 93 S SL 82 1-3 K ②	C SI 90 B SI 90 F SL 81 B SL 81 B SL 81 S SI 92 3-3 K ③		1 SAFE B KC 78 B KC 78 S KC 75 B SI 93 X FF 91 3-1 F8 ②③ 1-2			B FF 93 S FF 93 C FF 94 S FF 94 1-3 K ②		4 0 1	0 0 0	0 0 0	0 0 0	0 0 0	2 0 1	4 0 0
18 Darin Ruf, R (1, 3) OBP: 0.306, SLG: 0.406 16 César Hernández, S (8, PR) OBP: 0.289, SLG: 0.279 7 Maikel Franco, R (8, 3) OBP: 0.180, SLG: 0.208		B SL 84 X SI 88 1-0 P3 ① B SI 91 C SI 90 C SI 91 B SI 91 S CH 73 2-3 K ③			B SI 87 F SL 82 F CH 73 S CH 77 1-3 K ①	C SI 88 B SL 81 C SL 81 X SL 81 1-2 25 SH5-3 2B		B FF 92 B FF 92 X FF 93 2-0 F7 ③		4 0 1	0 0 0	1 0 0	0 0 0	0 0 0	2 0 0	1 0 0
25 Cody Asche, L (1, 5) OBP: 0.312, SLG: 0.392		C CU 78 X SL 79 0-1 2 FC4-6 1B		C SI 87 B SI 89 X CU 78 1-1 G4-3 ①	B SL 79 C SI 89 X SI 89 1-1 13 3B 1B		X SI 89 0-0 SH5-3 ① 2-3			3	1	2	0	0	0	0
13 Freddy Galvis, S (1, 6) OBP: 0.227, SLG: 0.337		C SI 87 F FC 86 S SI 92 0-3 K ②		B SI 88 C SI 87 S SL 83 S SI 91 1-3 K ②	S SL 82 B SI 89 X FC 85 1-1 2 1B 1-H 3B		B SI 88 F SI 88 X SI 87 1-1 P5 ②			4	1	1	1	0	2	2
Inning Stats	R: 1 H: 2 E: 0 LOB: 2 K: 1 BB: 1 S: 15 P: 23	R: 0 H: 1 E: 0 LOB: 1 K: 1 BB: 0 S: 8 P: 10	R: 2 H: 3 E: 0 LOB: 1 K: 2 BB: 0 S: 15 P: 20	R: 1 H: 2 E: 0 LOB: 1 K: 1 BB: 0 S: 11 P: 18	R: 0 H: 0 E: 0 LOB: 0 K: 3 BB: 0 S: 10 P: 15	R: 2 H: 3 E: 0 LOB: 1 K: 1 BB: 0 S: 13 P: 21	R: 0 H: 1 E: 0 LOB: 0 K: 0 BB: 0 S: 7 P: 11	R: 0 H: 1 E: 0 LOB: 1 K: 0 BB: 0 S: 7 P: 10	R: 0 H: 0 E: 0 LOB: 0 K: 2 BB: 0 S: 11 P: 15	R: 0 H: 0 E: 0 LOB: 0 K: 2 BB: 0 S: 7 P: 10	1B: 7 2B: 5 3B: 1 HR: 0	SF: 0 SAC: 1 DP: 0 HBP: 0			WP: 0 PB: 0 SB: 0 CS: 1	PA: 43		

PITCHER		IP	WLS	BF	H	R	ER	SO	BB	IBB	HBP	BLK	WP	HR	S	P	ERA	WHIP
26 Scott Kazmir, L ERA: 3.63	(1, 1)	5.1		28	11	6	6	9	1	0	0	0	0	0	67	99	10.12	2.250
61 Dan Otero, R ERA: 2.38	(6, 1)	0.2		2	0	0	0	0	0	0	0	0	0	0	5	8	0.00	0.000
56 Fernando Abad, L ERA: 1.6	(7, 1)	1.0		3	1	0	0	0	0	0	0	0	0	0	7	11	0.00	1.000
44 Luke Gregerson, R ERA: 2.09	(8, 1)	1.0		4	1	0	0	0	0	0	0	0	0	0	7	10	0.00	1.000
62 Sean Doolittle, L ERA: 2.82	(9, 1)	2.0	W	6	0	0	0	4	0	0	0	0	0	0	18	25	0.00	0.000

PITCHER	IP	WLS	BF	H	R	ER	SO	BB	IBB	HBP	BLK	WP	HR	S	P	ERA	WHIP

TOP

Philadelphia Phillies @ Oakland Athletics

O.co Coliseum, Oakland, CA

Sun Sep 21 2014, 4:07 PM - 7:55 PM EDT

Att. 25,126 - Overcast - 65 F

livebaseballscorecards.com

AB	41
R	6
H	13
RBI	6
BB	1
SO	13
LOB	13

Philadelphia Phillies @ Oakland Athletics

O.co Coliseum, Oakland, CA

Sun Sep 21 2014, 4:07 PM - 7:55 PM EDT

Att. 25,126 - Overcast - 65 F

livebaseballscorecards.com

BOTTOM

Batter	1	2	3	4	5	6	7	8	9	10	AB	R	H	RBI	BB	SO	LOB
4 Coco Crisp, S (1, 8) OBP: 0.339, SLG: 0.375	B FF 91 B FF 90 B SI 91 C FF 90 B SI 91 4-1 20 1B 10 1B BB	X SI 91 0-0 ② F7		C SI 90 X SI 89 0-1 ① G3	B FF 87 C SL 79 B FF 87 X SL 81 2-1 ③ G6-3			F SI 96 B SI 96 T SI 97 B SL 86 B SI 98 X SI 97 3-2 ① P6		B FF 95 X FF 95 1-0 ① P4	5	1	0	0	1	0	2
21 Stephen Vogt, L (1, 3) OBP: 0.335, SLG: 0.454 35 Nate Freiman, R (8, PH) OBP: 0.270, SLG: 0.464 (9, 3) 1 Billy Burns, S (10, PR) OBP: 0.167, SLG: 0.167	B SI 92 1 SAFE B FF 92 B SI 92 C FF 92 C FF 92 X SI 93 3-2 ① L8	C FF 90 C CH 86 X KC 81 0-2 ③ G4-3		C KC 80 X KC 81 0-1 ② G3		B FF 87 C FF 87 B CH 78 F FF 88 F SL 80 C FF 89 2-3 ① K		B SI 96 X SI 97 1-0 1B		B CU 77 C FF 96 B FF 97 X FF 95 2-1 20 HR 1B	4 2 0	0 0	0 2	0 0	0 0	1 0	1 0
20 Josh Donaldson, R (1, 5) OBP: 0.339, SLG: 0.458	C SI 92 D KC 81 X SI 92 1-1 10 1B 37 2B 1-3 1B		C KC 80 S KC 81 B FF 90 B CH 87 B KC 83 B FF 92 4-2 8 BB 10 HBP 17 BB BB	X CH 85 0-0 ③ G4-3		S SL 86 S FF 98 B SL 87 X SL 87 1-2 10 WP 1B		B SI 97 F SI 98 F SI 97 D SL 84 S SI 97 2-3 ② K		B FF 94 1 SAFE X FF 94 1-0 1-H HR	5	3	3	2	1	1	1
10 Adam Dunn, L (1, 10) OBP: 0.342, SLG: 0.426 7 Alberto Callaspo, S (8, PH) OBP: 0.293, SLG: 0.293 (9, 10)	B SI 92 S KC 81 X KC 81 1-1 37 2B 16 SF7 1-3 3-H 1B		B SI 91 C SI 91 F SI 92 H KC 82 2-2 17 BB 8 BB 1-2 HBP	C KC 80 X CH 85 0-1 ① L3	C FF 96 B FF 97 S SL 85 S SL 86 1-3 ② K 1-3			B SL 83 C SI 97 B SI 97 F SI 97 B SI 97 X SI 97 3-2 ③ F9			3 1	1 0	1 0	1 0	0 0	1 0	1 1
37 Brandon Moss, L (1, 7) OBP: 0.332, SLG: 0.444 (6, 9) (8, 7)	B SI 93 B SI 92 B SI 94 C FF 94 C FF 93 X FF 93 3-2 1-3 3-H 2B		S KC 80 X SI 92 0-1 ① L8	B CH 85 B CH 86 B FF 90 B SI 89 4-0 1 BB 17 2B BB	S SL 86 F FF 98 B SL 86 D SL 87 F SL 88 X FF 97 2-2 ③ G6-3			S SL 80 C FF 91 B FF 92 S CH 85 2-3 ① K		4	1	1	1	1	1	3
8 Jed Lowrie, S (1, 6) OBP: 0.321, SLG: 0.354 1 Nick Punto, S (5, 6) OBP: 0.302, SLG: 0.289	C KC 83 H KC 83 1-1 HBP		B SI 92 B SI 91 B SI 90 C FF 91 B CH 85 4-1 17 BB 1-2 2-3 BB	C SI 91 D KC 79 B SI 90 F SI 92 B FF 92 1 SAFE B SI 92 4-2 17 2B 1-2 BB		B FF 94 C FF 93 C FF 96 B SL 88 B FF 96 X FF 96 3-2 ① G6-3		C SL 82 F SL 82 F CH 86 B FF 92 X FF 92 1-2 3B		0 2	0 1	0 1	0 0	1 1	0 0	0 0
16 Josh Reddick, L (1, 9) OBP: 0.305, SLG: 0.423 15 Jonny Gomes, R (5, PH) OBP: 0.323, SLG: 0.330 (6, 7) 23 Sam Fuld, L (7, PH) OBP: 0.323, SLG: 0.351 (8, 9)	F SI 92 X SI 92 0-1 ② SF7 3-H		T KC 80 S KC 81 C SI 92 0-3 ② K	B SL 78 B FF 87 B FF 87 C FF 88 C SL 80 F SL 80 X FF 89 3-2 ② L7		B SL 85 B FF 96 B FF 96 C FF 92 C FF 95 X FF 97 3-2 ② G4-3		I IN 74 I IN 75 I IN 75 I IN 75 I IN 74 4-0 28 S IBB		1 1 1	0 0 0	0 0 0	1 0 1	0 0 0	1 0 0	3 2 0
17 Geovany Soto, R (1, 2) OBP: 0.290, SLG: 0.349	B KC 82 D KC 83 F SI 92 F SI 92 X FF 92 2-2 ③ G5-3		B KC 80 S KC 80 B KC 81 D KC 82 F FF 93 B FF 93 4-2 1-2 2-3 3-H BB	C SL 79 B CH 77 X FF 87 1-1 1-H 2-H 2B		B FF 96 B FF 97 B FF 96 B FF 97 4-0 BB		F FF 90 C SL 80 D SL 81 B FF 91 C FF 92 2-3 ② K		3	0	1	3	2	1	4
28 Eric Sogard, L (1, 4) OBP: 0.294, SLG: 0.264		C SI 90 S KC 80 C SI 90 0-3 ① K	S KC 82 F KC 82 C SI 91 0-3 ③ K	B FF 87 D SL 80 S SL 80 B SL 80 C FF 88 B SL 80 4-2 BB		C FF 95 F FF 97 D SL 87 B FF 97 C FF 98 2-3 ③ K		S CH 85 C FF 92 B FF 92 F SL 83 D SL 83 B CH 85 F FF 92 T SL 81 3-2 ③ K 1-2		4	0	0	0	1	4	6
Inning Stats	R: 3 E: 0 K: 0 S: 17 H: 3 LOB: 2 BB: 1 P: 32	R: 0 E: 0 K: 1 S: 7 H: 0 LOB: 0 BB: 0 P: 7	R: 1 E: 0 K: 2 S: 15 H: 0 LOB: 3 BB: 3 P: 29	R: 0 E: 0 K: 0 S: 5 H: 0 LOB: 0 BB: 0 P: 5	R: 2 E: 0 K: 0 S: 14 H: 1 LOB: 2 BB: 3 P: 32	R: 0 E: 0 K: 2 S: 14 H: 1 LOB: 1 BB: 0 P: 20	R: 0 E: 0 K: 1 S: 9 H: 0 LOB: 1 BB: 1 P: 21	R: 0 E: 0 K: 1 S: 10 H: 1 LOB: 1 BB: 0 P: 19	R: 0 E: 0 K: 3 S: 15 H: 1 LOB: 2 BB: 1 P: 27	R: 2 E: 0 K: 0 S: 4 H: 2 LOB: 1 BB: 0 P: 8	1B: 5 2B: 2 3B: 1 HR: 1	SF: 1 SAC: 0 DP: 0 HBP: 2	WP: 1 PB: 0 SB: 1 CS: 0	PA: 48				

PITCHER		IP	WLS	BF	H	R	ER	SO	BB	IBB	HBP	BLK	WP	HR	S	P	ERA	WHIP
34 A.J. Burnett, R ERA: 4.57	(1, 1)	4.1		24	3	6	6	3	6	0	2	0	0	0	48	85	12.46	2.077
56 Cesar Jimenez, L ERA: 1.69	(5, 1)	1.0		5	1	0	0	1	1	0	0	0	0	0	14	26	0.00	2.000
57 Luis Garcia, R ERA: 7.94	(6, 1)	1.2		7	1	0	0	2	1	0	0	0	1	0	19	35	0.00	1.200
63 Jake Diekman, L ERA: 3.49	(8, 1)	1.0		4	1	0	0	1	0	0	0	0	0	0	10	19	0.00	1.000
30 Justin De Fratus, R ERA: 2.45	(9, 1)	1.0		5	1	0	0	3	0	1	0	0	0	0	15	27	0.00	1.000

PITCHER		IP	WLS	BF	H	R	ER	SO	BB	IBB	HBP	BLK	WP	HR	S	P	ERA	WHIP
75 Miguel Alfredo Gonzalez,(R) ERA: 8.31	(0, 1)	0.1	L	3	2	2	2	0	0	0	0	0	0	1	4	8	54.00	6.000

AB	36
R	8
H	9
RBI	8
BB	9
SO	10
LOB	24

Batter	1	2	3	4	5	6	7	8	9	AB	R	H	RBI	BB	SO	LOB
2 Ben Revere, L (1, 8) OBP: 0.325, SLG: 0.365	C FF 95 B SI 94 X SI 94 1-1 1B		C SI 93 B FF 93 X SI 91 1-1 ① G4-3		B CH 89 D SI 94 X SI 93 2-0 ③ G4-3			C SI 92 X SI 94 0-1 ② G4-3		4	0	1	0	0	0	1
51 Carlos Ruiz, R (1, 2) OBP: 0.346, SLG: 0.375	C SI 94 C SI 93 1 SAFE F SI 94 B SI 93 1 SAFE F SL 85 X FF 93 1-2 ① P6		B SL 80 C SL 84 B SI 93 B SI 94 F SI 92 F SI 94 X SI 94 3-2 ② F8			C FF 92 B SL 85 X FF 92 1-1 ① P4		B FF 93 C SI 92 S SL 83 B SL 86 F FF 93 F CH 90 B FF 92 F SI 94 F SI 93 4-2 B FF 93 26 1B BB		3	0	0	0	1	0	1
26 Chase Utley, L (1, 4) OBP: 0.341, SLG: 0.409	X SI 93 0-0 ② L5		B SI 93 B SI 92 X FF 94 2-0 ③ P6			X SI 92 0-0 ② F7		B SL 85 B SL 86 X FF 94 2-0 1-2 1B		4	0	1	0	0	0	1
6 Ryan Howard, L (1, 3) OBP: 0.309, SLG: 0.376	B FF 94 1 SAFE X SI 93 1-0 ③ F8			F FF 93 X CH 90 0-1 ① G6-3		B SI 92 X SI 90 1-0 ③ F8		S FF 95 S SL 87 S SL 88 0-3 ③ K		4	0	0	0	0	1	3
3 Marlon Byrd, R (1, 9) OBP: 0.312, SLG: 0.450		S FF 93 C SI 94 B FF 94 S SL 83 1-3 ① K2-3		B FF 94 B FF 94 B SL 83 C FF 94 S FF 93 F FF 94 X SI 95 3-2 ② L8			X SI 90 0-0 ① F8		C SI 90 X SL 82 0-1 24 FC6 9 1B 1B	4	0	1	0	0	1	0
9 Domonic Brown, L (1, 7) OBP: 0.289, SLG: 0.357		F SI 94 X FF 94 0-1 ② L9		B EP 56 B SL 80 X CH 89 2-0 ③ P4			C FF 92 F EP 61 X SI 93 0-2 25 FC3-6 1B		B SL 82 C SL 82 X SL 81 1-1 1-2 24 FC6 1B	4	0	2	0	0	0	0
25 Cody Asche, L (1, 5) OBP: 0.311, SLG: 0.391		B SI 93 X CH 89 1-0 13 1B 1B			C SI 91 X SL 85 0-1 ① G6-3		X CH 87 0-0 ② FC3-6 1-2f		B SI 92 C SL 82 X SI 92 1-1 ① F7	4	0	1	0	0	0	3
13 Freddy Galvis, S (1, 6) OBP: 0.230, SLG: 0.337 24 Grady Sizemore, L (9, PH) OBP: 0.297, SLG: 0.357		F SI 94 X CH 89 0-1 1-3 1B		C SI 92 B SI 94 B SI 93 F SI 92 X SI 94 2-2 ② F8			B CH 87 F SI 92 T SI 92 X SI 92 1-2 ③ F9		C SL 82 D SI 91 F SI 92 X SI 90 1-2 ② FC6 1-2f 2-3	3 1	0 0	1 0	0 0	0 0	0 0	1 2
35 Cole Hamels, L (1, 1) OBP: 0.183, SLG: 0.217 16 César Hernández, S (8, PH) OBP: 0.287, SLG: 0.277 30 Justin De Fratus, S (8, 1) 18 Darin Ruf, R (9, PH) OBP: 0.303, SLG: 0.402		C SL 86 C SL 87 B FF 94 C SI 94 1-3 ③ K		B SI 92 B SI 93 C SI 93 F SI 92 B SI 94 X SI 93 3-2 2B			C SI 92 F CH 88 X CH 90 0-2 ① F7		C SI 92 B SI 92 B SL 81 S SL 82 F SI 91 S SL 80 2-3 ③ K	2 1 0 1	0 0 0 0	1 0 0 0	0 0 0 0	0 0 0 0	1 0 0 1	2 0 0 2
Inning Stats	R: 0 E: 0 K: 0 S: 9 H: 1 LOB: 1 BB: 0 P: 12	R: 0 E: 0 K: 2 S: 11 H: 2 LOB: 2 BB: 0 P: 14	R: 0 E: 0 K: 0 S: 7 H: 0 LOB: 0 BB: 0 P: 13	R: 0 E: 0 K: 0 S: 7 H: 0 LOB: 0 BB: 0 P: 12	R: 0 E: 0 K: 0 S: 9 H: 1 LOB: 1 BB: 0 P: 16	R: 0 E: 0 K: 0 S: 4 H: 0 LOB: 0 BB: 0 P: 6	R: 0 E: 0 K: 0 S: 8 H: 1 LOB: 1 BB: 0 P: 9	R: 0 E: 0 K: 1 S: 15 H: 1 LOB: 2 BB: 1 P: 21	R: 0 E: 0 K: 1 S: 13 H: 2 LOB: 2 BB: 0 P: 18	1B: 7 2B: 1 3B: 0 HR: 0 SF: 0 SAC: 0 DP: 0 HBP: 0						WP: 0 PB: 0 SB: 0 CS: 0 PA: 36

Philadelphia Phillies @ Miami Marlins

Marlins Park, Miami, FL

Tue Sep 23 2014, 7:12 PM - 9:31 PM EDT

Att. 18,969 - Roof Closed - 75 F

TOP

livebaseballscorecards.com

AB	35
R	0
H	8
RBI	0
BB	1
SO	4
LOB	16

PITCHER		IP	WLS	BF	H	R	ER	SO	BB	IBB	HBP	BLK	WP	HR	S	P	ERA	WHIP
37 Henderson Alvarez III, R ERA: 2.7	(1, 1)	7.2	W	29	5	0	0	2	1	0	0	0	0	0	66	97	0.00	0.783
40 Mike Dunn, L ERA: 3.21	(8, 1)	0.1	H	2	1	0	0	1	0	0	0	0	0	0	4	6	0.00	3.000
31 Steve Cishek, R ERA: 3.22	(9, 1)	1.0	S	5	2	0	0	1	0	0	0	0	0	0	13	18	0.00	2.000

PITCHER	IP	WLS	BF	H	R	ER	SO	BB	IBB	HBP	BLK	WP	HR	S	P	ERA	WHIP

BOTTOM

Philadelphia Phillies @ Miami Marlins

Marlins Park, Miami, FL

Tue Sep 23 2014, 7:12 PM - 9:31 PM EDT

Att. 18,969 - Roof Closed - 75 F

livebaseballscorecards.com

Batter	1	2	3	4	5	6	7	8	9	AB	R	H	RBI	BB	SO	LOB
21 Christian Yelich, L (1, 7) OBP: 0.368, SLG: 0.412	C FF 90 F FF 91 B CU 78 F FC 88 B FF 93 F FC 87 X FF 94 2-2 17 G3 1B		B FF 92 B FC 90 C FF 93 C CH 84 F FC 90 X FC 90 2-2 ② G4-3		X FC 88 0-0 17 SH1-3 9 SF9 2B		B FF 93 X FF 93 1-0 ③ G4-3			4	1	2	0	0	0	0
17 Donovan Solano, R (1, 4) OBP: 0.299, SLG: 0.312	D FF 94 X CH 84 1-0 ① G3 1-2		C CH 85 B CU 78 X FF 94 1-1 ③ G4-3		X FC 88 0-0 ① SH1-3 2-3			B FF 90 C FF 89 F FF 90 B SL 81 X FF 91 2-2 ① G4-3		3	0	0	0	0	0	1
9 Casey McGehee, R (1, 5) OBP: 0.357, SLG: 0.359	B FC 90 B CH 85 F FF 92 X FC 90 2-1 ② L8			B CH 84 X CH 84 1-0 ① G5-3	C FF 93 F SI 93 X SI 93 0-2 ② SF9 3-H			B SL 81 F CH 84 X CH 84 1-1 ② F8		3	0	0	1	0	0	1
10 Jeff Baker, R (1, 3) OBP: 0.309, SLG: 0.398	B CH 85 B FF 92 S CH 86 B FF 93 F FF 93 X FF 92 3-2 ③ G4-3			B CH 85 B FF 92 B SI 92 C SI 92 X SI 93 3-1 39 1B 59 1B 1B	B FF 93 B FC 90 X CH 86 2-0 ③ G6-3			C FF 91 C FF 92 F FF 91 B SL 81 F SL 82 X SI 90 1-2 ③ P4		4	1	1	0	0	0	1
39 Jarrod Saltalamacchia, Sr (1, 2) OBP: 0.322, SLG: 0.367		S CH 85 C FF 93 F CU 78 S FF 94 0-3 ① K		C SI 92 X FC 90 0-1 12 BB 59 1B 1-2 1B		S CH 84 B CH 85 B FC 87 C FF 93 B FC 89 F FF 93 F CH 86 F SI 93 C SI 94 3-3 ① K				3	0	1	0	0	2	0
59 Ed Lucas, R (1, 9) OBP: 0.286, SLG: 0.299 1 Jordany Valdespin, L (7, 9) OBP: 0.277, SLG: 0.355		C FF 94 B CU 80 C FF 93 B CU 80 X SI 94 2-2 ② G4-3		S CH 86 X FF 94 0-1 12 BB 1-2 2-H 1B		C FF 94 B CU 80 C FC 89 B CU 79 X FF 93 2-2 3 G1-6-3 1B				3	0	2	1	0	0	0
										0	0	0	0	0	0	0
3 Adeiny Hechavarría, R (1, 6) OBP: 0.306, SLG: 0.356		C SI 93 B CU 80 S FF 94 X FC 91 1-2 1B		F FF 93 F FF 93 S CH 85 0-3 ② K		D CH 85 B FF 93 C FF 92 F FC 87 F FC 90 F CH 85 1 SAFE X CH 82 2-2 ② ③ G1-6-3 1-2f				3	0	1	0	0	1	3
12 Enrique Hernández, R (1, 8) OBP: 0.333, SLG: 0.400		B FF 93 X FF 92 1-0 ③ F8		B CU 78 B CU 80 S CH 86 C SI 93 D CU 80 B CH 85 4-2 1-2 2-3 BB			B CH 84 C FF 92 F FF 93 C FC 88 1-3 ① K			2	0	0	0	1	1	1
37 Henderson Alvarez III, R (1, 1) OBP: 0.211, SLG: 0.200 40 Mike Dunn, L (8, 1) 31 Steve Cishek, R (9, 1)			C FF 92 X FF 90 0-1 ① G6-3	X FF 94 0-0 ③ P3			C FF 93 X CH 85 0-1 ② F9			3	0	0	0	0	0	3
										0	0	0	0	0	0	0
										0	0	0	0	0	0	0

Inning Stats																								
	R: 0 E: 0 K: 0 S: 11	H: 1 LOB: 1 BB: 0 P: 19	R: 0 E: 0 K: 1 S: 11	H: 1 LOB: 1 BB: 0 P: 15	R: 0 E: 0 K: 0 S: 8	H: 0 LOB: 0 BB: 0 P: 11	R: 1 E: 0 K: 1 S: 13	H: 3 LOB: 3 BB: 1 P: 21	R: 1 E: 0 K: 0 S: 6	H: 1 LOB: 0 BB: 0 P: 8	R: 0 E: 0 K: 1 S: 14	H: 1 LOB: 0 BB: 0 P: 21	R: 0 E: 0 K: 1 S: 6	H: 0 LOB: 0 BB: 0 P: 8	R: 0 E: 0 K: 0 S: 10	H: 0 LOB: 0 BB: 0 P: 14	1B: 6 2B: 1 3B: 0 HR: 0	SF: 1 SAC: 1 DP: 1 HBP: 0	WP: 0 PB: 0 SB: 0 CS: 0	PA: 31

	AB	28
	R	2
	H	7
	RBI	2
	BB	1
	SO	4
	LOB	10

PITCHER		IP	WLS	BF	H	R	ER	SO	BB	IBB	HBP	BLK	WP	HR	S	P	ERA	WHIP
35 Cole Hamels, L ERA: 2.47	(1, 1)	7.0	L	28	7	2	2	4	1	0	0	0	0	0	69	103	2.57	1.143
30 Justin De Fratus, R ERA: 2.41	(8, 1)	1.0		3	0	0	0	0	0	0	0	0	0	0	10	14	0.00	0.000

PITCHER	IP	WLS	BF	H	R	ER	SO	BB	IBB	HBP	BLK	WP	HR	S	P	ERA	WHIP

Philadelphia Phillies @ Miami Marlins

Marlins Park, Miami, FL

Wed Sep 24 2014, 7:12 PM - 10:04 PM EDT

Att. 22,491 - Partly Cloudy - 84 F

TOP

livebaseballscorecards.com

Batter	1	2	3	4	5	6	7	8	9	AB	R	H	RBI	BB	SO	LOB
2 Ben Revere, L (1, 8) OBP: 0.326, SLG: 0.363	C FF 89 F FF 90 F FF 91 X FF 92 0-2 ① G4-3		C FF 92 F SI 92 D CU 78 F FF 93 B FF 93 F FF 93 X SI 92 2-2 ②③ G3-6-3 1-2f		B FF 93 B SI 92 C SI 92 B SI 93 B FF 92 4-1 1-2 BB		D SI 92 F FF 93 X SI 92 1-1 ③ G5-3		H FF 97 1-0 7 FC3-5 1-2 HBP	3	0	0	0	1	0	2
7 Maikel Franco, R (1, 5) OBP: 0.200, SLG: 0.226	B FF 91 X SI 90 1-0 ② G1-3			X SI 91 0-0 6 G3-1 26 BB 3 L5 1B	C CH 87 F CH 87 B CH 88 F CU 81 F CU 78 C FF 94 1-3 ③ K			C SL 88 B SL 88 X SL 84 1-1 26 G4-3 3 1B 1B	X FF 96 0-0 ① FC3-5 26 G6-3 1-2 2-3f	5	1	2	0	0	1	5
26 Chase Utley, L (1, 4) OBP: 0.340, SLG: 0.406	B FF 90 B FF 92 F FF 91 X SI 92 2-1 ③ G3			B FF 92 D CU 79 C FF 91 B FF 92 B FF 92 4-1 6 G3-1 1-2 BB		B FF 91 C CU 79 X SI 90 1-1 ① L3		B FS 87 B SI 95 B SI 95 C FF 96 1 SAFE F SI 95 F SL 86 X FS 87 3-2 ① G4-3 1-2	C FF 96 C KC 85 B FF 98 D KC 84 X FF 98 2-2 ②③ G6-3 1-2f	4	0	0	0	1	0	3
6 Ryan Howard, L (1, 3) OBP: 0.309, SLG: 0.374 19 Tony Gwynn Jr., L (8, PR) OBP: 0.264, SLG: 0.190 53 Ken Giles, R (8, 1) 58 Jonathan Papelbon, R (9, 1)		C CH 88 F CU 77 B FF 90 X CU 76 1-2 ① G5-3		B FF 92 X SI 92 1-0 ① G3-1 1-2 2-3		S CU 80 S CU 78 B CU 78 X SI 93 1-2 ② G6-3		B SI 95 D SI 95 B FF 95 B SI 94 4-0 9 BB 3 1B BB		3 0 0 0	0 0 0 0	0 0 0 0	0 0 0 0	1 0 0 0	0 0 0 0	2 0 0 0
3 Marlon Byrd, R (1, 9) OBP: 0.314, SLG: 0.450		X SI 91 0-0 18 2B 1B		F FF 93 B FF 93 B CH 86 S CU 79 X CU 79 2-2 ②③ L5 3-3		F CH 86 B FF 92 S SI 93 B FF 93 X CH 88 2-2 ③ G6-3		B SI 95 F SL 87 S FF 95 D SL 88 X FF 96 2-2 9 BB 1-2 2-H 1B		4	0	2	1	0	0	2
18 Darin Ruf, R (1, 7) OBP: 0.310, SLG: 0.410 (8, 3)		C SI 89 F SI 91 B FF 91 X CU 78 1-2 ② 1-H 2B			S CH 85 F FF 92 F FF 92 B CH 87 B SI 93 X SI 94 2-2 ① G4-3		B SI 89 B CH 85 B SI 91 B FF 91 4-0 38 2B BB	C SL 80 B SL 81 F FF 92 X SL 80 1-2 ② F6		3	1	1	0	1	0	2
21 Wil Nieves, R (1, 2) OBP: 0.260, SLG: 0.336 9 Domonic Brown, L (8, PH) OBP: 0.290, SLG: 0.357 (8, 7)		B SI 92 C SI 92 X CH 86 1-1 ③ G6-3			F FF 92 H FF 92 1-1 38 1B HBP		C CH 85 F SI 93 S SI 93 0-3 ① K	B CH 84 B CH 85 B SI 91 C FF 92 B FF 92 4-1 1-2 2-3 BB		2 0	0 0	0 0	0 0	0 1	1 0	2 0
13 Freddy Galvis, S (1, 6) OBP: 0.222, SLG: 0.324			C FF 90 X FF 90 0-1 ① B2-3		C CH 86 B CH 86 B SI 92 X SI 92 2-1 ② F8		B CH 87 X CH 86 1-0 ② F9	B SL 79 C FF 91 S FF 90 X SL 80 1-2 ③ F8		4	0	0	0	0	0	5
38 Kyle Kendrick, R (1, 1) OBP: 0.149, SLG: 0.152 51 Carlos Ruiz, R (8, 2) OBP: 0.347, SLG: 0.376			B FF 90 F FF 90 X SI 92 1-1 2 G3-6-3 1B		C SI 92 C CU 80 B CU 78 B SI 93 X FF 92 2-2 2 BB 1-3 1B		X SI 91 0-0 1-H 2B		B FF 96 F FF 97 S KC 84 F FF 96 B KC 85 X FF 95 2-2 7 FC3-5 2 HBP 1B	3 1	0 0	3 1	1 0	0 0	0 0	0 0
Inning Stats	R: 0 E: 0 K: 0 S: 7 H: 0 LOB: 0 BB: 0 P: 10	R: 0 E: 0 K: 0 S: 9 H: 2 LOB: 1 BB: 0 P: 12	R: 0 E: 0 K: 0 S: 9 H: 1 LOB: 0 BB: 0 P: 12	R: 0 E: 0 K: 0 S: 6 H: 1 LOB: 1 BB: 1 P: 13	R: 0 E: 0 K: 1 S: 16 H: 1 LOB: 3 BB: 1 P: 28	R: 0 E: 0 K: 0 S: 8 H: 0 LOB: 0 BB: 0 P: 12	R: 1 E: 0 K: 1 S: 7 H: 1 LOB: 1 BB: 1 P: 13	R: 1 E: 0 K: 0 S: 16 H: 2 LOB: 3 BB: 2 P: 32	R: 0 E: 0 K: 0 S: 8 H: 1 LOB: 1 BB: 0 P: 13	1B: 7 2B: 3 3B: 0 HR: 0 SF: 0 SAC: 0 DP: 3 HBP: 2						

	AB	32
	R	2
	H	9
	RBI	2
	BB	5
	SO	2
	LOB	23

WP: 0 PA: 39
PB: 0
SB: 0
CS: 0

PITCHER		IP	WLS	BF	H	R	ER	SO	BB	IBB	HBP	BLK	WP	HR	S	P	ERA	WHIP
52 Brad Hand, L ERA: 4.38	(1, 1)	7.0		28	6	1	1	2	3	0	1	0	0	0	62	100	1.29	1.286
41 Chris Hatcher, R ERA: 3.27	(8, 1)	0.1	L	4	2	1	1	0	1	0	0	0	0	0	9	19	27.00	9.000
44 AJ Ramos, R ERA: 2.18	(8, 1)	0.2		3	0	0	0	0	1	0	0	0	0	0	7	13	0.00	1.500
22 Carter Capps, R ERA: 2.75	(9, 1)	1.0		4	1	0	0	0	0	0	1	0	0	0	8	13	0.00	1.000

PITCHER	IP	WLS	BF	H	R	ER	SO	BB	IBB	HBP	BLK	WP	HR	S	P	ERA	WHIP

BOTTOM

Philadelphia Phillies @ Miami Marlins

Marlins Park, Miami, FL

Wed Sep 24 2014, 7:12 PM - 10:04 PM EDT

Att. 22,491 - Partly Cloudy - 84 F

livebaseballscorecards.com

Batter	1	2	3	4	5	6	7	8	9	AB	R	H	RBI	BB	SO	LOB
21 Christian Yelich, L (1, 7) OBP: 0.368, SLG: 0.413	B SI 86 X SI 87 1-0 ① G1-3		C FC 87 B FC 89 B CH 82 X SI 88 2-1 2B			C FC 86 B CH 81 B CH 80 C CH 79 X FC 87 2-2 ① L7		B FF 94 B FF 96 X FF 95 2-0 ① L8		4	0	1	0	0	0	0
17 Donovan Solano, R (1, 4) OBP: 0.298, SLG: 0.315	C SI 88 F SI 88 X SL 78 0-2 9 G6-3 2B		C FC 87 C SI 89 X SI 91 0-2 ③ G1-3			X FC 85 0-0 ② G1-4-3		B FF 97 C SL 87 B FF 96 X FF 95 2-1 ② L8		4	0	1	0	0	0	1
9 Casey McGehee, R (1, 5) OBP: 0.357, SLG: 0.358	X SI 88 0-0 ② G6-3 2-3			B SL 78 X FC 85 1-0 ① G6-3		B SL 76 F SI 89 C SI 90 X SI 91 1-2 1B		X SL 85 0-0 ③ G2-3		4	0	1	0	0	0	1
48 Justin Bour, L (1, 3) OBP: 0.348, SLG: 0.356	B SI 89 X CH 81 1-0 ③ G4-3			C FC 86 B FC 86 X SI 87 1-1 ② G3		B FC 87 S CH 81 D CH 82 B FC 88 F FC 87 X SI 90 3-2 ③ F8			F FF 90 B FS 86 B FF 91 X FF 91 2-1 ① F7	4	0	0	0	0	0	2
46 Garrett Jones, L (1, 9) OBP: 0.307, SLG: 0.408 1 Jordany Valdespin, L (9, PR) OBP: 0.277, SLG: 0.355		C FC 85 C SI 89 X CH 82 0-2 ① L8		F CH 80 B FC 86 X FC 86 1-1 ③ G3			B FC 88 C FC 88 F CH 82 B FC 88 X SI 91 2-2 12 2B 2B		B FF 91 C FF 91 X FS 84 1-1 2B	4 0	1 0	2 0	0 0	0 0	0 0	0 0
3 Adeiny Hechavarría, R (1, 6) OBP: 0.304, SLG: 0.353		X SI 89 0-0 ② G6-3			X SL 75 0-0 ① B2-3	L FC 86 L FC 87 S FC 87 0-3 ① K			X SL 79 0-0 ② F7	4	0	0	0	0	1	2
12 Enrique Hernández, R (1, 8) OBP: 0.339, SLG: 0.431		B SI 88 C SI 89 B CH 81 C FC 86 F SI 89 X SI 89 2-2 ③ F8			C SI 88 C SI 89 B SI 90 F SI 90 B SL 76 B FC 86 X SI 90 3-2 3B	B FC 86 F FC 86 B SI 90 X SI 91 2-1 2-H 2B			C FF 91 F FF 92 S FF 92 0-3 ③ K	4	0	2	1	0	1	1
6 Jeff Mathis, R (1, 2) OBP: 0.262, SLG: 0.267			B FC 86 X SI 88 1-0 ① G3		X SI 90 0-0 ② P3	B FC 86 B FC 86 F FC 86 D FC 87 B FC 87 4-1 5 G1-6-3 BB				2	0	0	0	1	0	1
52 Brad Hand, L (1, 1) OBP: 0.037, SLG: 0.037 5 Reed Johnson, R (7, PH) OBP: 0.263, SLG: 0.343 41 Chris Hatcher, R (8, 1) 44 AJ Ramos, R (8, 1) 22 Carter Capps, R (9, 1)			B SI 89 C SI 89 C SI 88 C SI 89 1-3 ② K		F FC 86 X FC 88 0-1 ③ G3		B FC 87 B FC 87 X FC 87 2-0 ②③ G1-6-3 1-2f			2 1 0 0 0	0 0 0 0 0	0 0 0 0 0	0 0 0 0 0	1 0 0 0 0	1 0 0 0 0	1 2 0 0 0
Inning Stats	R: 0 H: 1 E: 0 LOB: 1 K: 0 BB: 0 S: 6 P: 8	R: 0 H: 0 E: 0 LOB: 0 K: 0 BB: 0 S: 8 P: 10	R: 0 H: 1 E: 0 LOB: 1 K: 1 BB: 0 S: 9 P: 13	R: 0 H: 0 E: 0 LOB: 0 K: 0 BB: 0 S: 5 P: 8	R: 0 H: 1 E: 0 LOB: 1 K: 0 BB: 0 S: 8 P: 11	R: 0 H: 1 E: 0 LOB: 1 K: 0 BB: 0 S: 10 P: 16	R: 1 H: 2 E: 0 LOB: 1 K: 1 BB: 1 S: 10 P: 20	R: 0 H: 0 E: 0 LOB: 0 K: 0 BB: 0 S: 4 P: 8	R: 0 H: 1 E: 0 LOB: 1 K: 1 BB: 0 S: 8 P: 11	1B: 1 2B: 5 3B: 1 HR: 0	SF: 0 SAC: 0 DP: 1 HBP: 0			WP: 0 PB: 0 SB: 0 CS: 0		PA: 34

	AB	33
	R	1
	H	7
	RBI	1
	BB	1
	SO	3
	LOB	11

MIAMI

PITCHER		IP	WLS	BF	H	R	ER	SO	BB	IBB	HBP	BLK	WP	HR	S	P	ERA	WHIP
38 Kyle Kendrick, R ERA: 4.61	(1, 1)	7.0	W	27	6	1	1	2	1	0	0	0	0	0	56	86	1.29	1.000
53 Ken Giles, R ERA: 1.21	(8, 1)	1.0	H	3	0	0	0	0	0	0	0	0	0	0	4	8	0.00	0.000
58 Jonathan Papelbon, R ERA: 2.07	(9, 1)	1.0	S	4	1	0	0	1	0	0	0	0	0	0	8	11	0.00	1.000

PITCHER		IP	WLS	BF	H	R	ER	SO	BB	IBB	HBP	BLK	WP	HR	S	P	ERA	WHIP

Batter	1	2	3	4	5	6	7	8	9	AB	R	H	RBI	BB	SO	LOB
2 Ben Revere, L (1, 8) OBP: 0.327, SLG: 0.364	C FF 92 C FF 92 X SI 94 0-2 25 S 26 1B 1B		C KC 79 C KC 80 B FF 94 X SL 88 1-2 ① L4			B SI 92 X FF 92 1-0 26 2B 9 1B 2-3 1B	1 SAFE C FF 92 1 SAFE X KC 78 0-1 ③ G1-6-3			4	2	2	0	0	0	2
25 Cody Asche, L (1, 5) OBP: 0.310, SLG: 0.392	B FF 92 1 SAFE C FF 92 X CH 85 1-1 ① F8 1-2		X CH 88 0-0 ②③ G5-4-3 1-2f			1 SAFE B KC 77 C KC 77 1 SAFE 1 SAFE F SL 85 X FF 93 1-2 ① P5		C FF 94 B SL 86 S FF 95 X SL 84 1-2 2B		4	0	1	0	0	0	4
26 Chase Utley, L (1, 4) OBP: 0.340, SLG: 0.408	X SI 93 0-0 6 S 2-H 1B			F SI 93 S CH 86 B FF 94 B SI 94 B KC 81 C FF 94 3-3 ① K		B KC 78 F KC 79 X SI 93 1-1 9 1B 1-3 3-H 2B		D SL 86 C FF 94 F FF 95 X FF 95 1-2 ① L8		4	1	2	2	0	1	1
6 Ryan Howard, L (1, 3) OBP: 0.307, SLG: 0.371	S SI 94 B FF 93 B KC 80 B SI 94 F FF 92 C FF 94 3-3 ② K 1-2			C CH 88 C KC 80 S SI 94 0-3 ② K		F FF 92 B SI 93 B KC 81 C KC 80 S SI 94 2-3 ② K		S SL 85 B SL 87 F FF 95 C FF 94 1-3 ② K		4	0	0	0	0	4	4
9 Domonic Brown, L (1, 7) OBP: 0.290, SLG: 0.356	X KC 79 0-0 ③ G4-3			B CH 87 X SI 94 1-0 ③ G6-3		S KC 79 B FF 93 X FF 93 1-1 2-H 3-H 1B		F FF 94 X SL 86 0-1 ③ G1-3		4	0	1	2	0	0	2
24 Grady Sizemore, L (1, 9) OBP: 0.294, SLG: 0.353		B SI 91 C SI 91 X FF 92 1-1 ① P6			B SI 91 X FF 90 1-0 ① F8	X SI 92 0-0 ③ G3			C SI 92 C SL 82 F SI 92 F SI 92 B SI 92 F SL 82 F SI 91 T SL 82 1-2 ① K	4	0	0	0	0	1	1
51 Carlos Ruiz, R (1, 2) OBP: 0.346, SLG: 0.375		C SI 92 C FF 93 B SL 88 B FF 94 X KC 80 2-2 13 CS 1B			C FF 92 B SL 84 B SL 87 B FF 92 X FF 92 3-1 ② F7		B FF 89 C FF 89 C KC 77 S KC 79 1-3 ① K		B SI 91 C SI 93 T SI 90 C SI 92 1-3 ② K	4	0	1	0	0	2	0
13 Freddy Galvis, S (1, 6) OBP: 0.217, SLG: 0.315 18 Darin Ruf, R (9, PH) OBP: 0.307, SLG: 0.406		S SI 92 S KC 79 S KC 81 0-3 ②③ K 1-2			B CH 85 C CH 85 F KC 79 S FF 95 1-3 ③ K		B KC 77 C FF 90 B SI 91 F FF 90 X KC 78 2-2 ② F8		X SI 91 0-0 ③ G4-3	3 1	0 0	0 0	0 0	0 0	2 0	1 0
55 David Buchanan, R (1, 1) OBP: 0.206, SLG: 0.133 59 Antonio Bastardo, R (6, 1) 16 César Hernández, S (7, PH) OBP: 0.293, SLG: 0.283 63 Jake Diekman, R (7, 1) 57 Luis García, R (7, 1)			C SI 90 C FF 93 F KC 80 F SL 86 B KC 82 B FF 94 B FF 94 F FF 92 F FF 93 4-2 B SI 93 25 G5-4-3 BB			C FF 90 B SI 91 B FF 90 B FF 90 F FF 90 X FF 91 3-2 2 1B 26 2B 2B	C KC 78 B KC 80 B SI 92 F FF 92 F SL 87 B KC 79 X FF 93 3-2 1B			1 0 1 0 0	1 0 0 0 0	1 0 1 0 0	0 0 0 0 0	1 0 0 0 0	0 0 0 0 0	0 0 0 0 0

Inning Stats	1	2	3	4	5	6	7	8	9
	R: 1 E: 0 K: 1 S: 10	H: 2 LOB: 1 BB: 0 P: 14	R: 0 E: 0 K: 1 S: 8	H: 1 LOB: 1 BB: 0 P: 11	R: 0 E: 0 K: 0 S: 10	H: 0 LOB: 0 BB: 1 P: 15	R: 0 E: 0 K: 2 S: 7	H: 0 LOB: 0 BB: 0 P: 11	R: 0 E: 0 K: 1 S: 6	H: 0 LOB: 0 BB: 0 P: 11	R: 3 E: 0 K: 1 S: 15	H: 4 LOB: 1 BB: 0 P: 24	R: 0 E: 0 K: 1 S: 12	H: 1 LOB: 1 BB: 0 P: 18	R: 0 E: 0 K: 1 S: 11	H: 1 LOB: 1 BB: 0 P: 14	R: 0 E: 0 K: 2 S: 11	H: 0 LOB: 0 BB: 0 P: 13

1B: 6 2B: 4 3B: 0 HR: 0	SF: 0 SAC: 0 DP: 2 HBP: 0	WP: 0 PB: 0 SB: 2 CS: 1	PA: 35
---	---	---	---

PITCHER		IP	WLS	BF	H	R	ER	SO	BB	IBB	HBP	BLK	WP	HR	S	P	ERA	WHIP
34 Tom Koehler, R ERA: 3.81	(1, 1)	7.0	W	28	8	4	4	7	1	0	0	0	0	0	68	104	5.14	1.286
40 Mike Dunn, L ERA: 3.16	(8, 1)	1.0	H	4	1	0	0	1	0	0	0	0	0	0	11	14	0.00	1.000
31 Steve Cishek, R ERA: 3.17	(9, 1)	1.0	S	3	0	0	0	2	0	0	0	0	0	0	11	13	0.00	0.000

PITCHER	IP	WLS	BF	H	R	ER	SO	BB	IBB	HBP	BLK	WP	HR	S	P	ERA	WHIP

TOP

Philadelphia Phillies @ Miami Marlins

Marlins Park, Miami, FL

Thu Sep 25 2014, 4:12 PM - 7:12 PM EDT
Att. 24,259 - Roof Closed - 74 F

livebaseballscorecards.com

AB	34
R	4
H	9
RBI	4
BB	1
SO	10
LOB	15

BOTTOM

Batter	1	2	3	4	5	6	7	8	9	AB	R	H	RBI	BB	SO	LOB
21 Christian Yelich, L (1, 7) OBP: 0.368, SLG: 0.412	C SI 88 B FF 90 C SI 90 B CU 78 X CH 80 2-2 17 1B 9 SF8 1B	F FF 88 X FF 88 0-1 ① G4-3	B CH 79 C SI 90 F FF 89 H CU 78 2-2 HBP	C SL 81 D SI 94 M SI 93 B SI 97 X SI 95 2-2 E5 17 1B 9 2B 1-3 2-H	B SL 86 C SL 86 B FF 96 D SL 84 F FF 97 X SI 97 3-2 ③ G1-3		4	2	1	0	0	0	3
17 Donovan Solano, R (1, 4) OBP: 0.301, SLG: 0.317	C SI 90 X SI 88 0-1 46 1B 1-3 1B	C SI 90 B FF 89 X SI 89 1-1 ② G6-3	C CH 81 B FC 89 B FF 90 B SI 91 F SI 92 F CH 82 X FF 91 3-2 ②③ L6 2-3				S SI 96 F SI 97 B SI 95 B SL 84 F SL 84 X SI 98 2-2 9 2B 2-3 3-H 1B			4	2	2	1	0	0	2
9 Casey McGehee, R (1, 5) OBP: 0.358, SLG: 0.362	F SI 90 B CH 81 C FF 89 B FF 90 B CU 78 X CH 82 3-2 ① SF8 3-H	B FF 89 C SI 91 X FF 88 1-1 ③ L8				B SI 89 B SI 90 B FF 91 C FF 89 X SI 90 3-1 46 FC6-4 1B	F SL 82 1 SAFE B SI 94 B SI 94 F SI 97 X SL 84 2-2 46 CS 1-H 3-H 2B			3	0	2	3	0	0	0
46 Garrett Jones, L (1, 9) OBP: 0.310, SLG: 0.413 31 Steve Cishek, R (9, 1)	C CU 77 F FF 88 B SI 90 F FF 90 2 SAFE X SI 90 1-2 2-H 1B		C FF 88 B FF 88 X FF 88 1-1 48 1B 2B			F CH 79 X SI 90 0-1 ① FC6-4 39 1B 1-2f	B SL 82 X SI 96 1-0 ① 39 G4-6-3 2-3 1B			4	0	3	1	0	0	1
										0	0	0	0	0	0	0
39 Jarrod Saltalamacchia, S (1, 2) OBP: 0.321, SLG: 0.366	S CH 81 X CH 80 0-1 ② L8		B FF 89 X SI 90 1-0 ① L6			B CU 74 F SI 89 B CH 80 X FC 90 2-1 1-3 1B	B FF 96 B FF 96 B SL 83 C FF 96 X FF 96 3-1 ②③ G4-6-3 1-2f			4	0	1	0	0	0	3
48 Justin Bour, L (1, 3) OBP: 0.353, SLG: 0.361 10 Jeff Baker, R (6, PH) OBP: 0.307, SLG: 0.394 (7, 3)	X SI 90 0-0 ③ G4-3		C CH 80 F CU 76 X FF 90 0-2 12 G4-6-3 2-3 1B			S SL 80 C FF 90 B FF 90 F SL 83 F FF 90 S FF 91 1-3 ② K		B SL 85 B FF 96 F FF 95 X FF 96 2-1 ① G5-3		2	0	1	0	0	0	1
										2	0	0	0	0	1	2
12 Enrique Hernández, R (1, 8) OBP: 0.336, SLG: 0.420		B FF 88 B CH 80 B FF 89 C FF 90 X FF 89 3-1 ① F8	C CH 81 X SI 88 0-1 ②③ G4-6-3 1-2f			X FF 90 0-0 ③ P4		B FF 96 F SL 87 F FF 96 F SL 88 B SL 86 B SL 88 B FF 96 4-2 3 G6-3 BB		3	0	0	0	1	0	4
3 Adeiny Hechavarría, R (1, 6) OBP: 0.307, SLG: 0.356		C SI 90 X CU 77 0-1 34 B2-6-4 1B			C SI 89 B FF 88 X CH 80 1-1 17 L6 34 SH1-4 1B		B SI 97 X SI 97 1-0 21 WP 5 1B 21 E 1B	1 SAFE F FF 97 X SI 96 0-1 ② G6-3 1-2		4	1	3	0	0	0	1
34 Tom Koehler, R (1, 1) OBP: 0.078, SLG: 0.060 5 Reed Johnson, R (7, PH) OBP: 0.267, SLG: 0.346 40 Mike Dunn, L (8, 1) 1 Jordany Valdespin, L (8, PH) OBP: 0.284, SLG: 0.355 (9, 9)		B CU 76 X FF 89 1-0 ②③ B2-6-4 1-2f			L FF 90 1 SAFE B FF 89 X CH 80 1-1 ① SH1-4 1-2		C SL 84 C SI 96 B SI 96 B SI 98 B SI 98 X SI 98 3-2 21 E 21 WP 17 1B 1-2 1B	D SL 88 D SL 85 D FF 96 B FF 96 4-0 BB		1	0	0	0	0	0	1
										1	1	1	0	0	0	0
										0	0	0	0	0	0	0
										0	0	0	0	1	0	0
Inning Stats	R: 2 E: 0 K: 0 S: 15 H: 3 LOB: 1 BB: 0 P: 21	R: 0 E: 0 K: 0 S: 5 H: 1 LOB: 0 BB: 0 P: 9	R: 0 E: 0 K: 0 S: 6 H: 0 LOB: 0 BB: 0 P: 8	R: 0 E: 0 K: 0 S: 8 H: 2 LOB: 1 BB: 0 P: 10	R: 0 E: 0 K: 0 S: 10 H: 1 LOB: 1 BB: 0 P: 17	R: 0 E: 0 K: 1 S: 12 H: 2 LOB: 2 BB: 0 P: 18	R: 4 E: 1 K: 0 S: 17 H: 5 LOB: 0 BB: 0 P: 31	R: 0 E: 0 K: 0 S: 10 H: 0 LOB: 2 BB: 2 P: 23		1B: 12 2B: 3 3B: 0 HR: 0 SF: 1 SAC: 1 DP: 4 HBP: 1						

PITCHER		IP	WLS	BF	H	R	ER	SO	BB	IBB	HBP	BLK	WP	HR	S	P	ERA	WHIP
55 David Buchanan, R ERA: 3.75	(1, 1)	5.1		23	9	2	2	0	0	0	1	0	0	0	50	76	3.38	1.688
59 Antonio Bastardo, L ERA: 4.0	(6, 1)	0.2	H	2	0	0	0	1	0	0	0	0	0	0	6	7	0.00	0.000
63 Jake Diekman, L ERA: 3.86	(7, 1)	0.1	L	6	5	4	3	0	0	0	0	0	1	0	15	26	81.00	15.000
57 Luis García, R ERA: 6.92	(7, 1)	1.2		6	0	0	0	0	2	0	0	0	0	0	12	28	0.00	1.200

PITCHER	IP	WLS	BF	H	R	ER	SO	BB	IBB	HBP	BLK	WP	HR	S	P	ERA	WHIP

Philadelphia Phillies @ Miami Marlins

Marlins Park, Miami, FL

Thu Sep 25 2014, 4:12 PM - 7:12 PM EDT

Att. 24,259 - Roof Closed - 74 F

livebaseballscorecards.com

AB	32
R	6
H	14
RBI	5
BB	2
SO	1
LOB	18

MIAMI

Atlanta Braves @ Philadelphia Phillies

Citizens Bank Park, Philadelphia, PA

Fri Sep 26 2014, 7:08 PM - 9:49 PM EDT

Att. 33,121 - Clear - 74 F

livebaseballscorecards.com

Batter	1	2	3	4	5	6	7	8	9	AB	R	H	RBI	BB	SO	LOB
15 Phil Gosselin, R (1, 6) OBP: 0.305, SLG: 0.328 17 Joey Terdoslavich, S (9, PH) OBP: 0.375, SLG: 0.625	C FF 91 X FF 90 0-1 14 2B 5 G4-3 1B	C FF 91 F SI 92 X CH 87 0-2 ③ G5-3			B CU 75 C FF 91 F FF 92 B FF 90 S CH 86 2-3 ① K		X FF 96 0-0 ② L9		C SI 93 B SL 80 B SI 92 S FF 94 F FF 94 F FS 88 F SL 81 F FF 94 X FS 88 2-2 ③ G4-3	4 1	1 0	1 0	0 0	0 0	1 0	2 1
14 Ramiro Pena, S (1, 4) OBP: 0.304, SLG: 0.347	1 SAFE M CH 83 X SI 90 0-1 5 G4-3 8 1B 1-3 2B		C SI 91 B CH 85 X FF 85 1-1 ① L8		C CU 77 S FF 88 B SI 91 F SI 92 S SL 82 1-3 ② K		X FF 95 0-0 ③ G3			4	1	1	0	0	1	1
5 Freddie Freeman, L (1, 3) OBP: 0.386, SLG: 0.463	F FF 91 X FF 91 0-1 ① G4-3 2-3 3-H		T SI 92 F CH 84 X FF 92 0-2 ② F7		C SI 92 B FF 92 X CH 84 1-1 2B			B SL 87 B SL 85 X FF 98 2-0 1B		4	0	2	1	0	0	1
8 Justin Upton, R (1, 7) OBP: 0.341, SLG: 0.484	S FF 91 F CH 85 F FF 90 X FF 93 0-2 3-H 1B		B SI 92 B FF 92 X SI 92 2-0 ③ G4-3		S CH 83 X FF 90 0-1 ③ G4-3			C FF 98 T FF 98 F SL 88 B FF 96 B FF 98 F SL 89 S SL 86 2-3 ① K		4	0	1	1	0	1	2
22 Jason Heyward, L (1, 9) OBP: 0.349, SLG: 0.382	X SI 91 0-0 ② F7			C CH 84 B FF 91 F FF 89 X SL 82 1-2 25 G3 23 HR 2B		T SI 90 X SI 90 0-1 ① L8		C SL 86 X FF 96 0-1 ② P6		4	1	1	0	0	0	2
25 Christian Bethancourt, R (1, 2) OBP: 0.283, SLG: 0.284	S FF 88 X FF 90 0-1 ③ P6			B CH 84 F SI 91 X SI 91 1-1 ① G3 2-3		B CU 76 S CH 84 B FF 89 T SI 90 B SL 85 X SI 92 3-2 23 G5-4-3 1B		X SL 85 0-0 ③ P5		4	0	1	0	0	0	3
23 Chris Johnson, R (1, 5) OBP: 0.295, SLG: 0.364		X SI 92 0-0 ① G6-3		C CH 83 X SI 92 0-1 3-H HR	C SI 91 F FF 88 F FF 90 X CH 83 0-2 ②③ G5-4-3 1-2f				C FF 92 S FF 92 B FF 94 C SL 79 1-3 ① K	4	1	1	2	0	1	1
2 B.J. Upton, R (1, 8) OBP: 0.285, SLG: 0.328		C FF 90 S CH 85 B FF 91 B CH 86 B SI 92 T CH 86 3-2 ② K		B SI 91 B FF 90 B FF 90 S SI 91 C FF 90 B SI 92 4-2 30 G5-4-3 BB			B SI 95 F FF 95 B FF 96 C SI 95 S SL 86 2-3 ① K		C SL 79 C SL 80 X FF 93 0-2 2B	3	0	1	0	1	2	0
30 Ervin Santana, R (1, 1) OBP: 0.138, SLG: 0.127 61 Chasen Shreve, L (6, 1) 4 Ryan Doumit, S (7, PH) OBP: 0.239, SLG: 0.325 13 Jose Constanza, L (7, PR) 52 Jordan Walden, R (7, 1) 38 Anthony Varvaro, R (8, 1) 24 Evan Gattis, R (9, PH) OBP: 0.320, SLG: 0.499		C FF 91 B FF 89 B FC 90 F FF 92 F FF 93 X FF 93 2-2 2B		M FF 87 M FF 87 X FF 89 0-2 ②③ G5-4-3 1-2f			B SL 86 S FF 96 B SI 97 S SI 96 B SL 86 X FF 97 3-2 1B		F FF 93 X SL 80 0-1 ② G5-3	2 0 1 0 0 0 0 1	0 0 0 0 0 0 0 0	1 0 1 0 0 0 0 0	0 0 0 0 0 0 0 0	0 0 0 0 0 0 0 0	0 0 0 0 0 0 0 0	1 0 0 0 0 0 0 1
Inning Stats	R: 2 E: 0 K: 0 S: 13 H: 3 LOB: 1 BB: 0 P: 13	R: 0 E: 0 K: 1 S: 11 H: 1 LOB: 1 BB: 0 P: 16	R: 0 E: 0 K: 0 S: 6 H: 0 LOB: 0 BB: 0 P: 9	R: 2 E: 0 K: 0 S: 12 H: 2 LOB: 0 BB: 1 P: 18	R: 0 E: 0 K: 2 S: 11 H: 1 LOB: 1 BB: 0 P: 15	R: 0 E: 0 K: 0 S: 9 H: 1 LOB: 0 BB: 0 P: 12	R: 0 E: 0 K: 1 S: 8 H: 1 LOB: 1 BB: 0 P: 13	R: 0 E: 0 K: 1 S: 9 H: 1 LOB: 1 BB: 0 P: 13	R: 0 E: 0 K: 1 S: 15 H: 1 LOB: 1 BB: 0 P: 18	1B: 5 2B: 5 3B: 0 HR: 1 SF: 0 SAC: 0 DP: 2 HBP: 0						

TOP	
AB	36
R	4
H	11
RBI	4
BB	1
SO	6
LOB	15

PITCHER		IP	WLS	BF	H	R	ER	SO	BB	IBB	HBP	BLK	WP	HR	S	P	ERA	WHIP
31 Jerome Williams, R ERA: 4.77	(1, 1)	6.0		25	8	4	4	3	1	0	0	0	0	1	62	83	6.00	1.500
57 Luis García, R ERA: 6.43	(7, 1)	1.0	W	4	1	0	0	1	0	0	0	0	0	0	8	13	0.00	1.000
53 Ken Giles, R ERA: 1.18	(8, 1)	1.0	H	4	1	0	0	1	0	0	0	0	0	0	9	13	0.00	1.000
58 Jonathan Papelbon, R ERA: 2.04	(9, 1)	1.0	S	4	1	0	0	1	0	0	0	0	0	0	15	18	0.00	1.000

PITCHER		IP	WLS	BF	H	R	ER	SO	BB	IBB	HBP	BLK	WP	HR	S	P	ERA	WHIP

Batter	1	2	3	4	5	6	7	8	9	AB	R	H	RBI	BB	SO	LOB
2 Ben Revere, L (1, 8) OBP: 0.326, SLG: 0.363	C FF 89 C FF 91 B FF 92 B SL 84 X FF 92 2-2 ① G3		C FF 93 X CH 87 0-1 51 BB 1-3 1B		B FF 92 F SL 82 X FF 93 1-1 ② FC6-5 2-3 3-H	C FF 92 C FF 91 B SL 85 C FF 93 1-3 ③ K				4	0	1	1	0	1	3
51 Carlos Ruiz, R (1, 2) OBP: 0.348, SLG: 0.373	F FF 93 F FF 94 B SL 85 B SL 84 F FF 93 B FF 94 X FF 93 3-2 ② G5-3		B SL 85 C FF 93 1 SAFE D SL 84 F FF 93 B SL 85 F FF 95 B FF 94 4-2 BB 1-2		F FF 92 1 SAFE 1 SAFE F SL 82 B FF 92 1 SAFE D SL 83 F CH 84 C SL 82 2-3 ③ K		B FF 93 B FF 94 C FF 94 B FF 95 T FF 94 B FF 94 4-2 6 2B 3 G4-3 BB			2	1	0	0	2	1	1
26 Chase Utley, L (1, 4) OBP: 0.338, SLG: 0.405	X FF 93 0-0 ③ L8		B SI 92 X CH 85 1-0 ③ G3			B FF 92 X FF 92 1-0 ① F7	B FF 93 C FF 95 C SL 82 F FF 94 F SL 82 B CH 88 X SL 83 2-2 ① L9			4	0	0	0	0	0	4
6 Ryan Howard, L (1, 3) OBP: 0.306, SLG: 0.372 19 Tony Gwynn Jr., L (7, PR) OBP: 0.264, SLG: 0.190 53 Ken Giles, R (8, 1) 58 Jonathan Papelbon, R (9, 1)		B FF 93 S FF 93 S CH 86 C SL 84 1-3 ① K		X FF 93 0-0 ① G3		C SL 81 B CH 84 S CH 84 X FF 94 1-2 ② G3-1	B FF 95 X FF 94 1-0 3 G4-3 1-3 2B			4 0 0 0	0 0 0 0	1 0 0 0	0 0 0 0	0 0 0 0	1 0 0 0	0 0 0 0
3 Marlon Byrd, R (1, 9) OBP: 0.313, SLG: 0.449		B FF 95 F FF 95 F SL 87 F SL 86 B FF 95 S SL 85 2-3 ② K		B FF 92 C FF 93 X SL 85 1-1 ② L8		F FF 93 S SL 84 B SL 85 B SL 84 X FF 93 2-2 9 1B 25 2B 1B	B SL 84 C FF 96 D SL 86 F FF 96 B SL 83 X FF 97 3-2 ② G4-3 2-3 3-H			4	1	1	1	0	1	1
9 Domonic Brown, L (1, 7) OBP: 0.290, SLG: 0.355		B FF 95 X FF 94 1-0 ③ G3		B FF 94 B CH 88 B FF 93 C FF 94 F SL 85 X FF 96 3-2 ③ F8		X SI 91 0-0 25 2B 13 1B 1-2 1B	B FF 95 B CH 87 X FF 95 2-0 ③ P5			4	1	1	0	0	0	2
25 Cody Asche, L (1, 5) OBP: 0.312, SLG: 0.395			B FF 93 C FF 92 S CH 86 F FF 94 B SL 86 S SL 86 2-3 ① K		B FF 92 C FF 92 X CH 85 1-1 31 SH2-4 13 1B 2 FC6-5 1B	X SL 78 0-0 13 1B 24 WP 1-3 2-H 2B		C FF 92 C FF 90 B CH 83 S CU 81 1-3 ① K		4	2	2	1	0	2	0
13 Freddy Galvis, S (1, 6) OBP: 0.226, SLG: 0.322			B FF 93 S FF 94 B CH 86 C FF 95 S SL 86 2-3 ② K		B FF 91 X FF 91 1-0 2 FC6-5 31 SH2-4 1-2 1B	B SL 82 B SL 81 C SL 82 S SL 83 F SL 84 X SL 83 2-2 24 WP 2-3 3-H 1B		X FF 90 0-0 ② P6		4	0	2	1	0	1	0
31 Jerome Williams, R (1, 1) OBP: 0.167, SLG: 0.167 24 Grady Sizemore, L (6, PH) OBP: 0.296, SLG: 0.353 57 Luis García, R (7, 1) 18 Darin Ruf, R (8, 3) OBP: 0.304, SLG: 0.402			X FF 95 0-0 2 1B 1B		X FF 88 0-0 ① SH2-4 1-2 2-3	B FF 95 B SI 89 D SL 86 B SL 86 4-0 1-2 3-H BB		B FF 90 F FF 90 F FF 91 S CU 80 1-3 ③ K		1 0 0 1	0 0 0 0	1 0 0 0	0 1 0 0	0 0 0 1	0 0 0 0	0 0 0 0
Inning Stats	R: 0 E: 0 K: 0 S: 8 H: 0 LOB: 0 BB: 0 P: 13	R: 0 E: 0 K: 2 S: 8 H: 0 LOB: 0 BB: 0 P: 12	R: 0 E: 0 K: 2 S: 14 H: 2 LOB: 3 BB: 1 P: 23	R: 0 E: 0 K: 0 S: 6 H: 0 LOB: 0 BB: 0 P: 10	R: 1 E: 0 K: 1 S: 10 H: 2 LOB: 1 BB: 0 P: 15	R: 3 E: 0 K: 1 S: 16 H: 4 LOB: 2 BB: 1 P: 27	R: 1 E: 0 K: 0 S: 12 H: 1 LOB: 2 BB: 1 P: 24	R: 0 E: 0 K: 2 S: 7 H: 0 LOB: 0 BB: 0 P: 9		1B: 7 2B: 2 3B: 0 HR: 0 SF: 0 SAC: 1 DP: 0 HBP: 0				WP: 1 PB: 0 SB: 0 CS: 0 PA: 36		

PITCHER		IP	WLS	BF	H	R	ER	SO	BB	IBB	HBP	BLK	WP	HR	S	P	ERA	WHIP
30 Ervin Santana, R ERA: 3.95	(1, 1)	5.2		27	8	4	4	5	2	0	0	0	1	0	59	96	6.35	1.765
61 Chasen Shreve, L ERA: 0.75	(6, 1)	0.1		1	0	0	0	1	0	0	0	0	0	0	3	4	0.00	0.000
52 Jordan Walden, R ERA: 2.88	(7, 1)	1.0	L	5	1	1	1	0	1	0	0	0	0	0	12	24	9.00	2.000
38 Anthony Varvaro, R ERA: 2.68	(8, 1)	1.0		3	0	0	0	2	0	0	0	0	0	0	7	9	0.00	0.000

PITCHER	IP	WLS	BF	H	R	ER	SO	BB	IBB	HBP	BLK	WP	HR	S	P	ERA	WHIP

BOTTOM

Atlanta Braves @ Philadelphia Phillies

Citizens Bank Park, Philadelphia, PA

Fri Sep 26 2014, 7:08 PM - 9:49 PM EDT

Att. 33,121 - Clear - 74 F

livebaseballscorecards.com

AB	32
R	5
H	9
RBI	4
BB	3
SO	8
LOB	11

Atlanta Braves @ Philadelphia Phillies

Citizens Bank Park, Philadelphia, PA

Sat Sep 27 2014, 7:08 PM - 10:13 PM EDT

Att. 33,761 - Clear - 78 F

TOP

livebaseballscorecards.com

Batter	1	2	3	4	5	6	7	8	9	AB	R	H	RBI	BB	SO	LOB
1 Emilio Bonifácio, S (1, 4) OBP: 0.305, SLG: 0.338	G4-3		K			G5-3		K		4	0	0	0	0	2	0
19 Andrelton Simmons, R (1, 6) OBP: 0.286, SLG: 0.331	F9		G6-3			G6-3		F9		4	0	0	0	0	0	0
5 Freddie Freeman, L (1, 3) OBP: 0.386, SLG: 0.463	G4-3			22 CS 1B			8 HR BB	K		3	1	1	0	1	1	0
8 Justin Upton, R (1, 7) OBP: 0.342, SLG: 0.491		22 1B 25 G6-4-3 2B		K			1-H HR		P5	4	2	2	2	0	1	1
22 Jason Heyward, L (1, 9) OBP: 0.351, SLG: 0.384		25 G6-4-3 1B		K			23 S BB		25 E 1B	3	0	2	0	1	1	1
25 Christian Bethancourt, R (1, 2) OBP: 0.274, SLG: 0.274		G6-4-3			G4-3		F9		E9	4	0	0	0	0	0	3
23 Chris Johnson, R (1, 5) OBP: 0.293, SLG: 0.362		K			L8		K		K	4	0	0	0	0	3	3
2 B.J. Upton, R (1, 8) OBP: 0.287, SLG: 0.333			HR		G6-3		BB		L7	3	1	1	1	1	0	2
34 Aaron Harang, R (1, 1) OBP: 0.097, SLG: 0.082			K			K	G5-3			3	0	0	0	0	2	2
61 Chasen Shreve, L (7, 1)										0	0	0	0	0	0	0
48 David Carpenter, R (8, 1)										0	0	0	0	0	0	0
46 Craig Kimbrel, R (9, 1)										0	0	0	0	0	0	0
Inning Stats	R: 0 E: 0 K: 0 S: 13 H: 0 LOB: 0 BB: 0 P: 20	R: 1 E: 0 K: 1 S: 9 H: 2 LOB: 0 BB: 0 P: 14	R: 1 E: 0 K: 2 S: 12 H: 1 LOB: 0 BB: 0 P: 17	R: 0 E: 0 K: 2 S: 9 H: 1 LOB: 1 BB: 0 P: 16	R: 0 E: 0 K: 0 S: 8 H: 0 LOB: 0 BB: 0 P: 15	R: 0 E: 0 K: 1 S: 6 H: 0 LOB: 0 BB: 0 P: 8	R: 2 E: 0 K: 1 S: 14 H: 1 LOB: 2 BB: 3 P: 30	R: 0 E: 0 K: 2 S: 10 H: 0 LOB: 0 BB: 0 P: 14	R: 0 E: 1 K: 1 S: 14 H: 1 LOB: 2 BB: 0 P: 20	1B: 3 2B: 2 3B: 0 HR: 2	SF: 0 SAC: 0 DP: 2 HBP: 0						

	AB	32
	R	4
	H	6
	RBI	3
	BB	3
	SO	10
	LOB	12

WP: 0 PB: 0 SB: 1 CS: 1 PA: 35

PITCHER	IP	WLS	BF	H	R	ER	SO	BB	IBB	HBP	BLK	WP	HR	S	P	ERA	WHIP
34 A.J. Burnett, R (1, 1) ERA: 4.59	6.2	L	26	5	4	4	7	3	0	0	0	0	2	70	119	5.40	1.200
30 Justin De Fratus, R (7, 1) ERA: 2.39	0.1		1	0	0	0	0	0	0	0	0	0	0	1	1	0.00	0.000
59 Antonio Bastardo, L (8, 1) ERA: 3.94	1.0		3	0	0	0	2	0	0	0	0	0	0	10	14	0.00	0.000
75 Miguel Alfredo Gonzalez, R (9, 1) ERA: 6.75	1.0		5	1	0	0	1	0	0	0	0	0	0	14	20	0.00	1.000

PITCHER	IP	WLS	BF	H	R	ER	SO	BB	IBB	HBP	BLK	WP	HR	S	P	ERA	WHIP

BOTTOM

Atlanta Braves @ Philadelphia Phillies

Citizens Bank Park, Philadelphia, PA

Sat Sep 27 2014, 7:08 PM - 10:13 PM EDT

Att. 33,761 - Clear - 78 F

livebaseballscorecards.com

Batter	1	2	3	4	5	6	7	8	9	AB	R	H	RBI	BB	SO	LOB
2 Ben Revere, L (1, 8) OBP: 0.325, SLG: 0.362	B SI 87 B SI 87 C SI 88 F SI 88 B SI 89 X SI 90 3-2 ① L8		B FF 89 F SI 89 C SI 90 X SL 80 1-2 ② G4-3		B FF 88 C CH 83 X FF 88 1-1 ③ 2-H 1B		B SL 83 F FF 92 X SL 84 1-1 ③ G5-3		F FF 98 X FF 98 0-1 ③ L6	5	0	1	0	0	0	4
25 Cody Asche, L (1, 5) OBP: 0.309, SLG: 0.391	C SI 88 F FF 86 S CU 73 0-3 ② K2-3		B SI 89 B SI 88 C SI 89 F SI 90 X CU 74 2-2 ③ G4-3			B SI 87 F SI 88 X FF 87 1-1 ① P4		X FF 95 0-0 ① F8		4	0	0	0	0	1	0
26 Chase Utley, L (1, 4) OBP: 0.339, SLG: 0.410	C SI 89 C FF 85 B SL 81 B SI 90 S CU 73 2-3 ③ K			C CH 81 X FF 85 0-1 6 1B 2B		B CU 74 S CU 74 X FF 90 1-1 6 1B 2B		B FF 97 F FF 97 B FF 95 X FF 97 2-1 ② G1-6-3		4	1	2	0	0	1	0
6 Ryan Howard, L (1, 3) OBP: 0.309, SLG: 0.380		C FF 86 S FF 86 B SL 79 X CU 72 1-2 HR		B FF 89 X FF 90 1-0 ① 2-H 1B		B FF 87 F FF 89 X FF 87 1-1 2-H 1B		B FF 96 F FF 96 F FF 96 X SL 87 1-2 ③ L7		4	1	3	2	0	0	0
3 Marlon Byrd, R (1, 9) OBP: 0.314, SLG: 0.448		B SI 89 B SI 89 T FF 87 F SI 89 B SL 82 B SI 90 4-2 BB		C SI 88 F FF 86 X CU 73 0-2 ② P3		F SI 90 F SL 80 F CU 73 S SL 81 0-3 ② K			C FF 97 B FF 96 S FF 97 F KC 86 X KC 87 1-2 19 SH1-4 9 E 1B	3	0	1	0	1	1	2
9 Domonic Brown, L (1, 7) OBP: 0.287, SLG: 0.352		X SI 90 0-0 ① L8		B SI 89 B CH 82 C SI 90 F FF 88 F CU 73 X CU 74 2-2 ③ L6		B CU 74 B CH 84 F SI 90 X CU 74 2-1 ③ F8			C FF 98 1 SAFE F FF 98 X FF 99 0-2 FC6 19 SH1-4 1-2	4	0	0	0	0	0	4
21 Wil Nieves, R (1, 2) OBP: 0.270, SLG: 0.344 19 Tony Gwynn Jr., L (9, PH) OBP: 0.264, SLG: 0.190		C SL 79 B CU 75 1 SAFE F SI 89 S CU 74 1-3 ② K			S FF 87 X FF 88 0-1 34 SH3-4 2 1B 1B		F SI 88 X SI 89 0-1 16 G6-3 1B		X FF 97 0-0 ① SH1-4 1-2 2-3	3 0	0 0	2 0	0 0	1 0	1 0	1 0
4 Andrés Blanco, S (1, 6) OBP: 0.306, SLG: 0.447 16 César Hernández, S (7, PH) OBP: 0.290, SLG: 0.281 13 Freddy Galvis, S (8, 6) OBP: 0.224, SLG: 0.319		C SI 90 F FF 87 S CU 73 0-3 ③ K			B SI 88 B SI 89 F SI 90 F FF 87 X CU 75 2-2 ① F7		B SI 89 C CH 84 C CU 73 F CU 74 X CU 74 1-2 ① ② G6-3 1-2f		B FF 97 B FF 97 F FF 97 F FF 98 S KC 87 2-3 ② K	2 1 1	0 0 0	0 0 0	0 0 0	0 0 0	1 0 1	2 1 2
34 A.J. Burnett, R (1, 1) OBP: 0.175, SLG: 0.167 30 Justin De Fratus, S (7, 1) 24 Grady Sizemore, L (7, PH) OBP: 0.297, SLG: 0.353 59 Antonio Bastardo, R (8, 1) 75 Miguel Alfredo Gonzalez, R (9, 1) 18 Darin Ruf, R (9, PH) OBP: 0.310, SLG: 0.402			S FF 87 B CU 72 C FF 87 F FF 87 B FF 89 F FF 89 B FF 90 X FF 90 3-2 ① G6-3		1 SAFE C FF 86 X SI 87 0-1 ② SH3-4 1-2		C FF 87 B CU 76 B CU 74 B FF 87 F FF 90 D CU 76 4-2 BB		D KC 86 B FF 98 S FF 98 B FF 98 F FF 98 F FF 98 F FF 99 B FF 98 4-2 BB	1 0 0 0 0 0 0	0 0 0 0 0 0 0	0 0 0 0 0 0 0	0 0 0 0 1 0 1	0 0 0 0 0 0 0	0 0 0 0 0 0 0	0 0 0 0 0 0 0
Inning Stats	R: 0 E: 0 K: 2 S: 9 H: 0 LOB: 0 BB: 0 P: 14	R: 1 E: 0 K: 2 S: 12 H: 1 LOB: 1 BB: 1 P: 18	R: 0 E: 0 K: 0 S: 11 H: 0 LOB: 0 BB: 0 P: 17	R: 0 E: 0 K: 0 S: 10 H: 2 LOB: 1 BB: 0 P: 13	R: 0 E: 0 K: 0 S: 9 H: 2 LOB: 2 BB: 0 P: 12	R: 1 E: 0 K: 1 S: 12 H: 2 LOB: 1 BB: 0 P: 17	R: 0 E: 0 K: 0 S: 10 H: 1 LOB: 1 BB: 1 P: 16	R: 0 E: 0 K: 0 S: 6 H: 0 LOB: 0 BB: 0 P: 9	R: 0 E: 1 K: 1 S: 17 H: 1 LOB: 3 BB: 1 P: 24	1B: 6 2B: 2 3B: 0 HR: 1	SF: 0 SAC: 2 DP: 1 HBP: 0	WP: 0 PB: 0 SB: 0 CS: 0	PA: 37			

	AB	R	H	RBI	BB	SO	LOB
	32	2	9	2	3	6	16

PITCHER		IP	WLS	BF	H	R	ER	SO	BB	IBB	HBP	BLK	WP	HR	S	P	ERA	WHIP
34 Aaron Harang, R ERA: 3.57	(1, 1)	6.2	W	27	8	2	2	5	2	0	0	0	0	1	71	104	2.70	1.500
61 Chasen Shreve, L ERA: 0.73	(7, 1)	0.1	H	1	0	0	0	0	0	0	0	0	0	0	2	3	0.00	0.000
48 David Carpenter, R ERA: 3.45	(8, 1)	1.0	H	3	0	0	0	0	0	0	0	0	0	0	6	9	0.00	0.000
46 Craig Kimbrel, R ERA: 1.63	(9, 1)	1.0	S	6	1	0	0	1	1	0	0	0	0	0	17	24	0.00	2.000

PITCHER	IP	WLS	BF	H	R	ER	SO	BB	IBB	HBP	BLK	WP	HR	S	P	ERA	WHIP

Batter	1	2	3	4	5	6	7	8	9	AB	R	H	RBI	BB	SO	LOB
1 Emilio Bonifácio, S (1, 8) OBP: 0.305, SLG: 0.345	F FF 94 B FF 95 T FF 94 X FF 96 1-2 HR	B FF 94 B FF 94 B CH 86 C FF 94 C FC 90 F FF 94 S CH 87 3-3 ③ K			F CH 86 S CU 81 S CU 81 0-3 ③ K			B FF 93 B FC 90 C FF 94 X CH 86 2-1 ② B1-3		4	1	1	1	0	2	0
15 Phil Gosselin, R (1, 6) OBP: 0.304, SLG: 0.320	C FF 94 C FC 91 B CU 81 B CU 81 F FF 95 B CH 86 F CH 86 B FF 95 4-2 5 S 5 1B BB		B CH 85 S FF 94 C CU 80 F FC 89 X CU 80 1-2 ① G5-3			B CH 84 X FC 88 1-0 ① G4-3		S FF 94 F FF 95 S CU 81 0-3 ③ K		3	1	0	0	1	1	0
5 Freddie Freeman, L (1, 3) OBP: 0.386, SLG: 0.461	C CH 84 B CU 80 X FC 90 1-1 23 1B 1-H 1B		X FF 93 0-0 ② G3			B CH 85 S FF 94 C CU 81 F FF 95 X FF 95 1-2 ② F8			C SL 84 C SL 84 S SL 84 0-3 ① K	4	0	1	1	0	1	0
23 Chris Johnson, R (1, 5) OBP: 0.292, SLG: 0.361	C CH 86 X CH 85 0-1 17 FC6-4 1-2 1B		X CH 86 0-0 ③ G6-3			F FC 91 F FF 95 S CU 82 0-3 ③ K			C SL 85 X SI 98 0-1 ② L8	4	0	1	0	0	1	0
24 Evan Gattis, R (1, 2) OBP: 0.317, SLG: 0.493	F FC 92 X FC 92 0-1 ① L4			S CH 85 S FF 95 F FF 94 S CU 82 0-3 ① K			X CU 80 0-0 ① G5-3		B SI 98 F SL 83 S SI 98 C SI 98 1-3 ③ K	4	0	0	0	0	2	2
4 Ryan Doumit, S (1, 7) OBP: 0.235, SLG: 0.318	S CH 86 S FF 95 S FF 94 0-3 ② K			F FF 94 S CU 80 X CH 86 0-2 ② G3			C CH 85 F FF 95 B FF 95 F FC 90 S CH 86 1-3 ② K			3	0	0	0	0	2	2
17 Joey Terdoslavich, S (1, 9) OBP: 0.364, SLG: 0.500	B FF 94 S FF 94 F FC 92 X CU 81 1-2 ③ FC6-4 1-2f			B FF 94 X CH 86 1-0 ③ P6			H FF 94 1-0 HBP			2	0	0	0	0	0	2
7 Tommy La Stella, L (1, 4) OBP: 0.328, SLG: 0.317		C FC 88 B CH 86 B FF 94 F FF 94 F FF 94 X FC 89 2-2 ① G1-6-3			C FF 93 B CU 80 B FF 93 X FF 95 2-1 ① P5		1 SAFE 1 SAFE C CU 79 C CU 79 B FF 95 X CH 86 1-2 ③ L4			3	0	0	0	0	0	1
51 James Russell, L (1, 1) 43 Luis Avilán, L (5, 1) 38 Anthony Varvaro, R (7, 1) 11 Gerald Laird, R (8, PH) OBP: 0.275, SLG: 0.257 48 David Carpenter, R (8, 1) 46 Craig Kimbrel, R (9, 1)		C FF 94 X FF 93 0-1 ② G6-3			C FC 90 S CH 86 X FF 94 0-2 ② G5-3			C CU 79 B FF 93 B FC 88 X CH 85 2-1 ① G5-3		2 0 0 1 0 0	0 0 0 0 0 0	0 0 0 0 0 0	0 0 0 0 0 0	0 0 0 0 0 0	0 0 0 0 0 0	0 0 0 0 0 0

TOP

Atlanta Braves @ Philadelphia Phillies

Citizens Bank Park, Philadelphia, PA

Sun Sep 28 2014, 1:39 PM - 3:56 PM EDT

Att. 38,082 - Partly Cloudy - 82 F

livebaseballscorecards.com

AB	30
R	2
H	3
RBI	2
BB	1
SO	9
LOB	7

Inning Stats	1	2	3	4	5	6	7	8	9	1B: 2 2B: 0 3B: 0 HR: 1	SF: 0 SAC: 0 DP: 0 HBP: 1	WP: 0 PB: 0 SB: 1 CS: 0	PA: 32
	R: 2 E: 0 K: 1 S: 19	R: 0 E: 0 K: 1 S: 10	R: 0 E: 0 K: 0 S: 6	R: 0 E: 0 K: 1 S: 8	R: 0 E: 0 K: 1 S: 8	R: 0 E: 0 K: 1 S: 8	R: 0 E: 0 K: 1 S: 8	R: 0 E: 0 K: 1 S: 7	R: 0 E: 0 K: 2 S: 8				
	H: 3 LOB: 2 BB: 1 P: 26	H: 0 LOB: 0 BB: 0 P: 15	H: 0 LOB: 0 BB: 0 P: 7	H: 0 LOB: 0 BB: 0 P: 9	H: 0 LOB: 0 BB: 0 P: 10	H: 0 LOB: 0 BB: 0 P: 10	H: 0 LOB: 1 BB: 0 P: 11	H: 0 LOB: 0 BB: 0 P: 11	H: 0 LOB: 0 BB: 0 P: 9				

PITCHER		IP	WLS	BF	H	R	ER	SO	BB	IBB	HBP	BLK	WP	HR	S	P	ERA	WHIP
35 Cole Hamels, L ERA: 2.46	(1, 1)	8.0	L	29	3	2	2	7	1	0	1	0	0	1	74	99	2.25	0.500
63 Jake Diekman, L ERA: 3.8	(9, 1)	1.0		3	0	0	0	2	0	0	0	0	0	0	8	9	0.00	0.000

PITCHER	IP	WLS	BF	H	R	ER	SO	BB	IBB	HBP	BLK	WP	HR	S	P	ERA	WHIP

BOTTOM

Atlanta Braves @ Philadelphia Phillies

Citizens Bank Park, Philadelphia, PA

Sun Sep 28 2014, 1:39 PM - 3:56 PM EDT

Att. 38,082 - Partly Cloudy - 82 F

livebaseballscorecards.com

Batter	1	2	3	4	5	6	7	8	9	AB	R	H	RBI	BB	SO	LOB
2 Ben Revere, L (1, 8) OBP: 0.325, SLG: 0.361	B FC 88 C FC 88 X FF 88 1-1 51 G4-3 51 S 1B		C FF 89 X FF 88 0-1 ① ② G4-6-3 1-2f			D FF 93 X FF 91 1-0 ① G3 1-2		X FF 97 0-0 ① ② G4-6-3 1-2f 3-H		4	0	1	0	0	0	3
51 Carlos Ruiz, R (1, 2) OBP: 0.347, SLG: 0.370	1 SAFE B FF 87 B SL 83 F FF 88 C CU 75 X FF 88 2-2 ① G4-3 1-3		C FF 89 X CU 74 0-1 ③ G6-3			C CU 76 B CU 75 X FF 95 1-1 ② G4-3 2-3		B FF 98 B SL 86 B FF 97 B FF 98 4-0 BB		3	0	0	0	1	0	2
26 Chase Utley, L (1, 4) OBP: 0.339, SLG: 0.407	B CH 82 B FF 90 F FC 87 S CH 82 S FF 89 2-3 ② K2-3			B FC 88 F FF 88 C CU 74 B SI 89 F CU 74 F CU 73 C CH 81 2-3 ① K		B SI 94 D CU 78 H SI 92 3-0 6 S HBP		B FF 98 F FF 97 B FF 98 X FF 96 2-1 ③ F8		3	0	0	0	0	2	2
6 Ryan Howard, L (1, 3) OBP: 0.310, SLG: 0.380 19 Tony Gwynn Jr., L (9, PR) OBP: 0.264, SLG: 0.190	B FF 89 B CU 76 B FF 89 B FC 87 4-0 3 FC6-4 BB			S CU 75 B CU 74 S CH 81 X FF 89 1-2 ② G5-3		F FF 94 S SI 94 S SI 92 0-3 ③ K 1-2			F FF 97 B FF 98 B FF 98 X FF 97 2-1 9 S 1B	3 0	0 0	1 0	0 0	1 0	1 0	2 0
3 Marlon Byrd, R (1, 9) OBP: 0.312, SLG: 0.445	C CU 76 D FF 90 X CH 81 1-1 ③ FC6-4 1-2f			S FF 89 S CH 81 F SI 89 F CU 76 B FF 90 F SI 89 S CU 77 1-3 ③ K2-3			B FF 91 B CH 83 F FF 91 F FF 92 X FF 93 2-2 ① F9		C FF 98 F FF 98 S FF 97 0-3 ① K	4	0	0	0	0	2	3
9 Domonic Brown, L (1, 7) OBP: 0.285, SLG: 0.349		B FF 89 F FF 88 C CU 75 S CU 75 1-3 ① K			B FF 93 F SI 91 X SI 92 1-1 ① G3-1		B FF 89 F FF 90 C CU 76 F CU 78 F FF 92 S CU 81 1-3 ② K2-3		1 SAFE C FF 97 S KC 87 S KC 85 0-3 ② K 1-2	4	0	0	0	0	3	1
7 Maikel Franco, R (1, 5) OBP: 0.190, SLG: 0.214 25 Cody Asche, L (9, PH) OBP: 0.309, SLG: 0.390		B FF 89 X CH 81 1-0 ② G3			B CH 81 S CH 82 X CH 82 1-1 ② G5-3		C FF 90 B CU 79 X CU 80 1-1 ③ F7		F FF 97 C FF 98 B FF 99 S KC 86 1-3 ③ K2-3	3 1	0 0	0 0	0 0	0 0	0 1	0 2
13 Freddy Galvis, S (1, 6) OBP: 0.227, SLG: 0.319		C FF 89 C SL 82 X CU 75 0-2 ③ F7			C FF 94 B CH 82 B FF 93 F CH 79 S FF 94 2-3 ③ K			F FF 96 F FF 96 X SL 84 0-2 24 1B 2 G4-6-3 1B		3	1	1	0	0	1	0
35 Cole Hamels, L (1, 1) OBP: 0.210, SLG: 0.242 24 Grady Sizemore, L (8, PH) OBP: 0.299, SLG: 0.354 63 Jake Diekman, R (9, 1)			S FF 88 B FC 86 B FF 87 X FC 88 2-1 2 G4-6-3 1B			X FF 93 0-0 51 G4-3 2 G3 1B		C FF 97 1 SAFE X FF 96 0-1 2 G4-6-3 1-3 1B		2 1 0	0 0 0	2 1 0	0 0 0	0 0 0	0 0 0	0 0 0
Inning Stats	R: 0 E: 0 K: 1 S: 10 H: 1 LOB: 2 BB: 1 P: 20	R: 0 E: 0 K: 1 S: 7 H: 0 LOB: 0 BB: 0 P: 9	R: 0 E: 0 K: 0 S: 6 H: 1 LOB: 0 BB: 0 P: 8	R: 0 E: 0 K: 2 S: 14 H: 0 LOB: 0 BB: 0 P: 18	R: 0 E: 0 K: 1 S: 7 H: 0 LOB: 0 BB: 0 P: 11	R: 0 E: 0 K: 1 S: 7 H: 1 LOB: 2 BB: 0 P: 12	R: 0 E: 0 K: 1 S: 10 H: 0 LOB: 0 BB: 0 P: 14	R: 1 E: 0 K: 0 S: 8 H: 2 LOB: 1 BB: 1 P: 14	R: 0 E: 0 K: 3 S: 11 H: 1 LOB: 2 BB: 0 P: 14	1B: 6 2B: 0 3B: 0 HR: 0	SF: 0 SAC: 0 DP: 2 HBP: 1			WP: 0 PB: 0 SB: 3 CS: 0	PA: 34		

	AB	31
	R	1
	H	6
	RBI	0
	BB	2
	SO	10
	LOB	15

PITCHER	IP	WLS	BF	H	R	ER	SO	BB	IBB	HBP	BLK	WP	HR	S	P	ERA	WHIP
51 James Russell, L (1, 1) ERA: 2.97	4.0		14	2	0	0	4	1	0	0	0	0	0	37	55	0.00	0.750
43 Luis Avilán, L (5, 1) ERA: 4.57	2.0	W	8	1	0	0	2	0	0	1	0	0	0	14	23	0.00	0.500
38 Anthony Varvaro, R (7, 1) ERA: 2.63	1.0	H	3	0	0	0	1	0	0	0	0	0	0	10	14	0.00	0.000
48 David Carpenter, R (8, 1) ERA: 3.54	1.0	H	5	2	1	1	0	1	0	0	0	0	0	8	14	9.00	3.000
46 Craig Kimbrel, R (9, 1) ERA: 1.61	1.0	S	4	1	0	0	3	0	0	0	0	0	0	11	14	0.00	1.000

PITCHER	IP	WLS	BF	H	R	ER	SO	BB	IBB	HBP	BLK	WP	HR	S	P	ERA	WHIP