

# Philadelphia Phillies - 2014

Batter	1	2	3	4	5	6	7	8	9	AB	R	H	RBI	BB	SO	LOB	TOP		
7 José Reyes, S (1,6) 1 Jonathan Diaz, R (5,6)	F9	G6-3		K			SH1-3			3	0	0	0	0	1	1	<b>Toronto Blue Jays @ Philadelphia Phillies</b> Bright House Field, Clearwater, FL Wed Feb 26 2014, 1:08 PM - 3:26 PM EST Att: 5,156 - Cloudy - 75 F <a href="http://livebaseballscorecards.com">livebaseballscorecards.com</a>		
53 Melky Cabrera, S (1,7) 11 Kevin Pillar, R (5,7)	G4-3		19 BB 26 BB		19 BB 26 BB	K				2	1	1	0	1	0	0			
19 José Bautista, R (1,9) 8 Anthony Gose, L (5,8)	HR		13 WP 26 BB		G6-4-3					2	2	1	1	1	0	1			
10 Edwin Encarnación, R (1,3) 16 Dan Johnson, L (5,3)	1B				P2					3	0	1	0	0	1	2			
26 Adam Lind, L (1,10) 18 Steve Tolleson, R (6,PH) (6,10)	F7		13 WP 13 WP				F8			2	0	1	1	0	0	1			
13 Brett Lawrie, R (1,5) 66 Munenori Kawasaki, L (5,5)					G1-3		K			2	1	1	1	0	0	1			
28 Colby Rasmus, L (1,8) 14 Moisés Sierra, R (5,9)					P4					2	0	1	1	0	0	1			
30 Dioner Navarro, S (1,2) 22 Josh Thole, L (6,2)							F8			3	0	0	0	0	1	2			
17 Ryan Goins, L (1,4) 39 Chris Getz, L (5,4)					G4-3					2	0	0	0	0	0	1			
							E5 SH1-3			1	0	1	0	0	0	0			
<b>Inning Stats</b>	R: 1 E: 0 K: 0 S: 6	H: 2 LOB: 1 BB: 0 P: 8	R: 1 E: 0 K: 0 S: 5	H: 2 LOB: 1 BB: 0 P: 5	R: 2 E: 0 K: 0 S: 4	H: 1 LOB: 1 BB: 2 P: 13	R: 0 E: 0 K: 2 S: 7	H: 0 LOB: 0 BB: 0 P: 7	R: 0 E: 0 K: 1 S: 5	H: 1 LOB: 0 BB: 0 P: 5	R: 0 E: 0 K: 1 S: 6	H: 1 LOB: 1 BB: 0 P: 6	R: 0 E: 1 K: 1 S: 6	H: 1 LOB: 2 BB: 1 P: 10					
<b>PITCHER</b>	IP WLS BF H R ER SO BB IBB HBP BLK WP HR S P ERA WHIP																		
27 Roberto Hernandez, R (1,1) ERA: 9.0	2.0	10	4	2	2	0	0	0	0	0	0	0	0	1	11	13	9.00	2.000	
48 Philippe Aumont, R (3,1) ERA: 18.0	1.0	L 6	1	2	2	0	2	0	0	0	0	0	0	1	0	4	13	18.00	3.000
60 Jeff Manship, R (4,1) ERA:	2.0	6	1	0	0	3	0	0	0	0	0	0	0	0	0	12	12	0.00	0.500
59 Antonio Bastardo, L (6,1) ERA:	1.0	4	1	0	0	1	0	0	0	0	0	0	0	0	6	6	0.00	1.000	
52 Kevin Munson, R (7,1) ERA:	1.0	5	1	0	0	1	1	0	0	0	0	0	0	0	6	10	0.00	2.000	

Batter	1	2	3	4	5	6	7	8	9	AB	R	H	RBI	BB	SO	LOB	BOTTOM	
2 Ben Revere, L (1,8) 19 Tony Gwynn Jr., L (5,8)	6 WP 11 WP 1B	B1			7 BB 2B					2	1	1	0	0	0	0	<b>Toronto Blue Jays @ Philadelphia Phillies</b> Bright House Field, Clearwater, FL Wed Feb 26 2014, 1:08 PM - 3:26 PM EST Att: 5,156 - Cloudy - 75 F <a href="http://livebaseballscorecards.com">livebaseballscorecards.com</a>	
11 Jimmy Rollins, S (1,6) 7 Ronny Cedeno, R (5,6)	6 BB 1B	F8			1H 2B					1	1	0	0	1	0	0		
26 Chase Utley, L (1,4) 28 Kevin Frandsen, R (5,4)	K				G4-3					2	0	0	0	0	1	2		
6 Ryan Howard, L (1,3) 18 Darin Ruf, R (5,3)	9 BB 3 BB 1B	F7								2	0	1	1	0	0	0		
3 Marlon Byrd, R (1,9) 24 Clete Thomas, L (5,9)	9 BB 1B				K					2	0	1	1	0	1	0		
53 Bobby Abreu, L (1,10) 66 Andrés Blanco, S (6,FR) (7,10)	K				9 BB G4-6-3					1	0	0	0	2	1	2		
9 Domic Brown, L (1,7) 65 Leandro Castro, R (7,7)					G4-6-3					3	0	1	0	0	1	2		
51 Carlos Ruiz, R (1,2) 29 Cameron Rupp, R (5,2)	K				G6-3					2	0	0	0	0	1	3		
25 Cody Asche, L (1,5) 74 Maikel Franco, R (6,PH) (7,5)		G3								2	0	0	0	0	1	0		
										1	0	0	0	0	0	1		
<b>Inning Stats</b>	R: 2 E: 0 K: 3 S: 13	H: 4 LOB: 3 BB: 1 P: 17	R: 0 E: 0 K: 0 S: 3	H: 0 LOB: 0 BB: 0 P: 3	R: 0 E: 0 K: 1 S: 5	H: 0 LOB: 0 BB: 0 P: 5	R: 0 E: 0 K: 0 S: 2	H: 0 LOB: 0 BB: 1 P: 6	R: 1 E: 0 K: 2 S: 8	H: 1 LOB: 2 BB: 2 P: 16	R: 0 E: 0 K: 2 S: 7	H: 0 LOB: 1 BB: 1 P: 11						
<b>PITCHER</b>	IP WLS BF H R ER SO BB IBB HBP BLK WP HR S P ERA WHIP																	
48 J.A. Happ, L (1,1) ERA: 18.0	1.0	W 6	0	0	0	1	0	0	0	0	0	0	0	0	8	8	0.00	0.000
58 Todd Redmond, R (2,1) ERA:	1.2	H 8	1	1	1	1	3	0	0	0	0	0	0	7	19	5.40	2.400	
4 Kyle Drabek, R (4,1) ERA: 5.4	1.0	H 4	0	0	0	3	1	0	0	0	0	0	0	9	13	0.00	1.000	
45 Neil Wagner, R (5,1) ERA:	0.1	S 1	0	0	0	0	0	0	0	0	0	0	0	1	1	0.00	0.000	



Batter	1	2	3	4	5	6	7	8	9	AB	R	H	RBI	BB	SO	LOB	TOP								
2 Ben Revere, L (1, 8) OBP: 0.667, SLG: 0.667 64 Tyson Gillies, L (7, 8) (7, 8)										4	1	3	0	0	0	1	<b>Philadelphia Phillies @ Toronto Blue Jays</b> Florida Auto Exchange Stadium, Dunedin, FL Thu Feb 27 2014, 1:09 PM - 4:00 PM EST Att: 3,851 - Cloudy - 57 F <a href="http://livebaseballscorecards.com">livebaseballscorecards.com</a>								
13 Freddy Galvis, S (1, 6) 66 Andrés Blanco, S (7, 6)										4	0	0	0	0	1	4									
53 Bobby Abreu, L (1, 10) 65 Leandro Castro, R (7, PR) (7, 10)										2	1	0	0	2	0	1									
18 Darin Ruf, R (1, 7) OBP: 0.600, SLG: 1.333 80 Zach Collier, L (7, 7)										3	1	1	2	1	0	1									
74 Maikel Franco, R (1, 3) BB										3	1	0	0	1	0	0									
28 Kevin Frandsen, R (1, 4) 7 Ronny Cedeno, R (6, 4) OBP: 0.500, SLG: 1.000										3	0	0	0	0	1	3									
25 Cody Asche, L (1, 5) 17 Reid Brignac, L (6, 5)										0	0	0	0	1	0	0									
15 John Mayberry Jr., R (1, 9) OBP: 0.667, SLG: 1.667 72 Kelly Dugan, L (6, 9)										3	1	2	1	0	0	0									
21 Wil Nieves, R (1, 2) 73 Tommy Joseph, R (6, 2)										1	0	0	1	0	0	2									
<b>Inning Stats</b>	R: 1 E: 1 K: 1 S: 7	H: 1 LOB: 3 BB: 2 P: 15	R: 0 E: 0 K: 1 S: 6	H: 1 LOB: 1 BB: 0 P: 7	R: 2 E: 0 K: 1 S: 6	H: 1 LOB: 1 BB: 1 P: 10	R: 0 E: 0 K: 0 S: 4	H: 1 LOB: 1 BB: 0 P: 4	R: 0 E: 0 K: 0 S: 3	H: 0 LOB: 0 BB: 0 P: 3	R: 1 E: 0 K: 0 S: 4	H: 1 LOB: 0 BB: 0 P: 4	R: 0 E: 0 K: 0 S: 3	H: 1 LOB: 1 BB: 1 P: 7	R: 0 E: 0 K: 2 S: 4	H: 0 LOB: 2 BB: 1 P: 10		R: 0 E: 0 K: 2 S: 7	H: 0 LOB: 0 BB: 0 P: 7	1B: 4 2B: 2 3B: 0 HR: 2	SF: 0 SAC: 0 DP: 2 HBP: 1	WP: 0 PB: 1 SB: 1 CS: 0	PA: 40		
<b>PITCHER</b>	IP WLS BF H R ER SO BB IBB HBP BLK WP HR S P ERA WHIP	43 R.A. Dickey, R (1, 1) ERA: 2.00	32 Esmil Rogers, R (3, 1) ERA: 18.0	27 Brett Cecil, L (4, 1) ERA: 0.00	29 Dustin McGowan, R (5, 1) ERA: 0.00	62 Aaron Loup, L (6, 1) ERA: 9.0	33 Jeremy Jeffress, R (7, 1) ERA: 0.00	59 Rob Rasmussen, L (8, 1) ERA: 18.00	67 Marcus Walden, R (9, 1) ERA: 9.00	IP WLS BF H R ER SO BB IBB HBP BLK WP HR S P ERA WHIP	33 Jeremy Jeffress, R (7, 1) ERA: 0.00	59 Rob Rasmussen, L (8, 1) ERA: 18.00	67 Marcus Walden, R (9, 1) ERA: 9.00	IP WLS BF H R ER SO BB IBB HBP BLK WP HR S P ERA WHIP	33 Jeremy Jeffress, R (7, 1) ERA: 0.00	59 Rob Rasmussen, L (8, 1) ERA: 18.00	67 Marcus Walden, R (9, 1) ERA: 9.00	IP WLS BF H R ER SO BB IBB HBP BLK WP HR S P ERA WHIP	33 Jeremy Jeffress, R (7, 1) ERA: 0.00	59 Rob Rasmussen, L (8, 1) ERA: 18.00	67 Marcus Walden, R (9, 1) ERA: 9.00	IP WLS BF H R ER SO BB IBB HBP BLK WP HR S P ERA WHIP	33 Jeremy Jeffress, R (7, 1) ERA: 0.00	59 Rob Rasmussen, L (8, 1) ERA: 18.00	67 Marcus Walden, R (9, 1) ERA: 9.00
Batter	1	2	3	4	5	6	7	8	9	AB	R	H	RBI	BB	SO	LOB	BOTTOM								
7 José Reyes, S (1, 6) OBP: 0.167, SLG: 0.167 1 Jonathan Diaz, R (5, PH) (6, 6)										3	0	1	1	0	0	0	<b>Philadelphia Phillies @ Toronto Blue Jays</b> Florida Auto Exchange Stadium, Dunedin, FL Thu Feb 27 2014, 1:09 PM - 4:00 PM EST Att: 3,851 - Cloudy - 57 F <a href="http://livebaseballscorecards.com">livebaseballscorecards.com</a>								
14 Moisés Sierra, R (1, 9) OBP: 0.400, SLG: 1.000 69 Ricardo Nanita, L (7, 9)										4	2	1	0	0	1	2									
19 José Bautista, R (1, 10) OBP: 0.833, SLG: 2.000 72 Kevin Nolan, R (5, PR) (6, 10)										2	0	2	2	1	0	0									
6 A.J. Jimenez, R (6, PH) (7, 10)										1	0	0	0	0	0	0									
10 Edwin Encarnación, R (1, 3) OBP: 0.333, SLG: 0.333 49 Andy LaRoche, R (5, PR) (6, 3)										3	0	1	0	0	2	2									
13 Brett Lawrie, R (1, 5) OBP: 0.600, SLG: 1.000 38 Jared Goedert, R (5, PR) (6, 5)										3	0	2	1	0	0	1									
53 Melky Cabrera, S (1, 7) OBP: 0.500, SLG: 0.600 11 Kevin Pillar, R (5, PR) (6, 7)										3	1	1	2	0	1	1									
3 Maicer Izturis, S (1, 4) OBP: 0.500 39 Chris Getz, L (5, PH) OBP: 0.333, SLG: 0.333 (6, 4)										2	1	1	0	0	0	0									
31 Erik Kratz, R (1, 2) 22 Josh Thole, L (6, 2)										3	0	0	0	0	1	5									
71 Kenny Wilson, R (1, 8) OBP: 0.500, SLG: 0.500 8 Anthony Gose, L (5, PH) (6, 8)										2	0	1	1	0	0	0									
<b>Inning Stats</b>	R: 1 E: 0 K: 1 S: 7	H: 2 LOB: 1 BB: 0 P: 7	R: 0 E: 0 K: 2 S: 7	H: 0 LOB: 0 BB: 0 P: 7	R: 1 E: 1 K: 1 S: 7	H: 1 LOB: 1 BB: 0 P: 7	R: 2 E: 0 K: 0 S: 7	H: 4 LOB: 2 BB: 0 P: 7	R: 3 E: 1 K: 0 S: 5	H: 3 LOB: 3 BB: 1 P: 11	R: 0 E: 0 K: 1 S: 5	H: 0 LOB: 0 BB: 0 P: 5	R: 0 E: 0 K: 0 S: 3	H: 0 LOB: 0 BB: 0 P: 3	R: 0 E: 0 K: 1 S: 5	H: 0 LOB: 0 BB: 0 P: 5	R: 0 E: 0 K: 1 S: 5	H: 0 LOB: 0 BB: 0 P: 5	1B: 5 2B: 5 3B: 0 HR: 0	SF: 0 SAC: 0 DP: 0 HBP: 0	WP: 0 PB: 0 SB: 0 CS: 0	PA: 37			
<b>PITCHER</b>	IP WLS BF H R ER SO BB IBB HBP BLK WP HR S P ERA WHIP	33 Cliff Lee, L (1, 1) ERA: 4.5	31 Brad Lincoln, R (3, 1) ERA: 0.00	63 Jake Diekmann, L (4, 1) ERA: 18.0	49 Ethan Martin, R (5, 1) ERA: 0.00	40 Michael Stutes, R (5, 1) ERA: 0.00	77 Mario Hollands, L (6, 1) ERA: 0.00	39 B.J. Rosenberg, R (7, 1) ERA: 0.00	IP WLS BF H R ER SO BB IBB HBP BLK WP HR S P ERA WHIP	33 Cliff Lee, L (1, 1) ERA: 4.5	31 Brad Lincoln, R (3, 1) ERA: 0.00	63 Jake Diekmann, L (4, 1) ERA: 18.0	49 Ethan Martin, R (5, 1) ERA: 0.00	40 Michael Stutes, R (5, 1) ERA: 0.00	77 Mario Hollands, L (6, 1) ERA: 0.00	39 B.J. Rosenberg, R (7, 1) ERA: 0.00	IP WLS BF H R ER SO BB IBB HBP BLK WP HR S P ERA WHIP	33 Cliff Lee, L (1, 1) ERA: 4.5	31 Brad Lincoln, R (3, 1) ERA: 0.00	63 Jake Diekmann, L (4, 1) ERA: 18.0	49 Ethan Martin, R (5, 1) ERA: 0.00	40 Michael Stutes, R (5, 1) ERA: 0.00	77 Mario Hollands, L (6, 1) ERA: 0.00	39 B.J. Rosenberg, R (7, 1) ERA: 0.00	







Batter	1	2	3	4	5	6	7	8	9	AB	R	H	RBI	BB	SO	LOB	TOP											
2 Ben Revere, L (1, 8) 64 Tyson Gillies, L (6, 8)	F8		G6-3			K		BB		3	0	0	0	0	1	1	Philadelphia Phillies @ New York Yankees George M. Steinbrenner Field, Tampa, FL Sat Mar 01 2014, 1:12 PM - 3:41 PM EST Att: 10,934 - Sunny - 69 F <a href="http://livebaseballscorecards.com">livebaseballscorecards.com</a>											
11 Jimmy Rollins, S (1, 6) 7 Ronny Cedeno, R (4, 6)	1B		K			1B		F8		2	0	1	0	0	1	0												
9 Domonic Brown, L (1, 7) 65 Leandro Castro, R (6, 7)	K			G6-3		K		G5-3		3	0	0	0	0	2	2												
3 Marlon Byrd, R (1, 10) 72 Kelly Dugan, L (6, PH) (6, 10)	G4-3			P4		F8			K	2	0	0	0	0	0	1												
53 Bobby Abreu, L (1, 9) 80 Zach Collier, L (7, 9)	1B			K		L4			K	3	0	1	0	0	1	0												
18 Darin Ruf, R (1, 3)	L6					G6-3			G5-3	4	0	1	0	0	0	1												
25 Cody Asche, L (1, 5) 28 Kevin Frandsen, R (7, 5)	FC4-6					F7		E6		3	0	0	0	0	0	2												
29 Cameron Rupp, R (1, 2) 62 Sebastian Valle, R (7, 2)	F9					F7		FC5-4		0	0	0	0	0	0	0												
16 César Hernández, S (1, 4)	1B					K			G6-3	3	0	1	0	0	1	1												
<b>Inning Stats</b>	R: 0 E: 0 K: 1 S: 6	H: 1 LOB: 1 BB: 0 P: 6	R: 0 E: 0 K: 0 S: 4	H: 1 LOB: 1 BB: 0 P: 4	R: 0 E: 0 K: 1 S: 5	H: 1 LOB: 0 BB: 0 P: 5	R: 0 E: 0 K: 1 S: 5	H: 0 LOB: 0 BB: 0 P: 5	R: 0 E: 0 K: 1 S: 6	H: 1 LOB: 1 BB: 0 P: 6	R: 0 E: 0 K: 2 S: 8	H: 0 LOB: 0 BB: 0 P: 4	R: 0 E: 0 K: 0 S: 3	H: 0 LOB: 0 BB: 0 P: 7	R: 0 E: 0 K: 2 S: 7	H: 0 LOB: 0 BB: 0 P: 7		1B: 5 2B: 0 3B: 0 HR: 0	SF: 0 SAC: 0 DP: 1 HBP: 0	WP: 0 PB: 0 SB: 0 CS: 0	PA: 33							
<b>PITCHER</b>	IP	WLS	BF	H	R	ER	SO	BB	IBB	HBP	BLK	WP	HR	S	P	ERA		WHIP										
52 CC Sabathia, L (1, 1) 18 Hiroki Kuroda, R (3, 1) 19 Masahiro Tanaka, R (5, 1) 68 Dellin Betances, R (7, 1) 64 César Cabral, L (8, 1)	2.0	W	6	1	0	0	2	0	0	0	0	0	0	10	10	0.00		1.000										
	2.0	H	8	2	0	0	3	0	0	0	0	0	0	14	14	0.00		1.000										
	1.2	H	7	0	0	0	0	1	0	0	0	0	0	6	10	0.00		0.600										
	1.1		4	0	0	0	2	0	0	0	0	0	0	8	8	0.00		0.000										

Batter	1	2	3	4	5	6	7	8	9	AB	R	H	RBI	BB	SO	LOB	BOTTOM											
11 Brett Gardner, L (1, 7) 65 Zoilo Almonte, S (6, PH) (7, 7)	L6		34 BB 2 BB	G3		K		G6-4-3		3	0	1	0	0	0	2	Philadelphia Phillies @ New York Yankees George M. Steinbrenner Field, Tampa, FL Sat Mar 01 2014, 1:12 PM - 3:41 PM EST Att: 10,934 - Sunny - 69 F <a href="http://livebaseballscorecards.com">livebaseballscorecards.com</a>											
2 Derek Jeter, R (1, 6) 45 Dean Anna, L (7, 6)	K		34 BB		E5		89 BB 95 BB	G3-1		2	1	0	0	1	1	0												
34 Brian McCann, L (1, 10) 96 Peter O'Brien, R (7, PH) (8, 10)	2B				14 FC3-6 29 1B			F9		1	0	1	0	2	0	0												
14 Brian Roberts, S (1, 4) Addison Maruszak, R (7, 4)	K		G1		FC3-6 33 WP 29 1B			K		3	0	0	0	0	1	6												
29 Francisco Cervelli, R (1, 2) 66 John Ryan Murphy, R (7, 2)	F7				33 BB 31 1B			89 BB 95 BB		2	1	1	1	1	0	0												
33 Kelly Johnson, L (1, 5) 89 Yangervis Solarte, S (7, 5)	K				97 WP 31 1B			95 BB 1B		2	0	0	0	1	2	2												
31 Ichiro Suzuki, L (1, 9) 95 Adonis García, R (7, 9)	G4-3				1-2 2-H			95 BB 1B		0	0	0	0	1	0	0												
72 Corban Joseph, L (1, 3) 80 Jose Gil, R (7, 3)	K							L8		3	0	1	0	0	1	2												
97 Mason Williams, L (1, 8) 73 Antwan Richardson, S (7, 8)	K2-3							65 CS		1	0	1	0	0	0	0												
<b>Inning Stats</b>	R: 0 E: 0 K: 2 S: 8	H: 1 LOB: 1 BB: 0 P: 8	R: 0 E: 0 K: 1 S: 5	H: 0 LOB: 0 BB: 0 P: 5	R: 0 E: 0 K: 2 S: 8	H: 1 LOB: 3 BB: 2 P: 16	R: 1 E: 0 K: 0 S: 4	H: 1 LOB: 2 BB: 2 P: 13	R: 1 E: 0 K: 1 S: 7	H: 1 LOB: 2 BB: 1 P: 12	R: 0 E: 0 K: 1 S: 5	H: 1 LOB: 0 BB: 0 P: 6	R: 2 E: 0 K: 1 S: 7	H: 2 LOB: 2 BB: 2 P: 16	R: 0 E: 0 K: 0 S: 3	H: 1 LOB: 0 BB: 0 P: 3		1B: 7 2B: 1 3B: 0 HR: 0	SF: 0 SAC: 0 DP: 1 HBP: 0	WP: 2 PB: 0 SB: 1 CS: 1	PA: 38							
<b>PITCHER</b>	IP	WLS	BF	H	R	ER	SO	BB	IBB	HBP	BLK	WP	HR	S	P	ERA		WHIP										
78 David Buchanan, R (1, 1) 75 Miguel Alfredo Gonzalez, R (1, 1) 52 Kevin Munson, R (4, 1) 76 Ken Giles, R (6, 1) 47 Jeremy Horst, L (7, 1)	2.0	L	11	2	1	1	2	4	0	0	0	1	0	11	28	5.40		3.600										
	1.1		7	1	1	0	1	1	0	0	0	1	0	8	13	0.00		1.500										
	1.0		3	1	0	0	1	0	0	0	0	0	0	5	6	0.00		1.000										
	1.0		7	2	2	2	1	2	0	0	0	0	0	7	16	18.00		4.000										
<b>PITCHER</b>	IP	WLS	BF	H	R	ER	SO	BB	IBB	HBP	BLK	WP	HR	S	P	ERA		WHIP										
50 Shawn Camp, R (8, 1)	1.0		3	1	0	0	0	0	0	0	0	0	0	3	3	0.00	1.000											







Batter	1	2	3	4	5	6	7	8	9	AB	R	H	RBI	BB	SO	LOB	TOP										
2 Ben Revere, L OBP: 0.385, SLG: 0.385 64 Tyson Gillies, L (7, 8)			G4-3	G4-3			G4-3		F8	4	0	1	0	0	0	1	Philadelphia Phillies @ Tampa Bay Rays Charlotte Sports Park, Port Charlotte, FL Mon Mar 03 2014, 1:08 PM - 3:56 PM EST Att.: 4,514 - Sunny - 77 F										
66 Andrés Blanco, S (1, 4) (4, 6)	K		G6-3		L5		G4-3			4	0	0	0	0	1												
9 Domic Brown, L OBP: 0.231, SLG: 0.091 80 Zach Collier, L OBP: 0.333, SLG: 0.200	G6-3		74 1B BB		BB				G3-1	2	0	0	0	2	0	1											
74 Maikel Franco, R OBP: 0.385, SLG: 0.273	18 BB 1B		1-3 1B		BB		K		G5-3	4	0	2	0	0	1	1											
18 Darin Ruf, R OBP: 0.471, SLG: 0.538	1-2 BB		F9		K				17 BB 1B	3	0	1	0	1	1	3											
15 John Mabery Jr., R OBP: 0.375, SLG: 0.750 17 Reid Brignac, L (8, PH) (8, 10)	G5-3		K				F7			3	0	0	0	0	1	3											
65 Leandro Castro, R OBP: 0.143, SLG: 0.286 24 Clete Thomas, L (6, 9)		K2-3	13 1B 21 1B 2B				F7		K	3	1	1	0	0	1	0											
13 Freddy Galvis, S OBP: 0.182, SLG: 0.182 16 César Hernández, S OBP: 0.167, SLG: 0.167	G5-3		21 1B 1B				F9		G4-3	2	0	1	0	0	0	0											
21 Wil Nieves, R OBP: 0.167, SLG: 0.167 4 Lou Marson, R OBP: 0.500, SLG: 1.000	G5-3		1-3 3H 1B				P3		K	3	0	1	1	0	0	0											
<b>Inning Stats</b>	R: 0 E: 0 K: 1 S: 7	H: 2 LOB: 3 BB: 1 P: 12	R: 0 E: 0 K: 1 S: 5	H: 0 LOB: 0 BB: 0 P: 5	R: 0 E: 0 K: 0 S: 4	H: 1 LOB: 2 BB: 1 P: 8	R: 1 E: 0 K: 1 S: 7	H: 3 LOB: 1 BB: 0 P: 7	R: 0 E: 0 K: 2 S: 7	H: 0 LOB: 1 BB: 1 P: 11	R: 0 E: 0 K: 0 S: 3	H: 0 LOB: 0 BB: 0 P: 3	R: 0 E: 0 K: 0 S: 3	H: 0 LOB: 0 BB: 0 P: 3	R: 0 E: 0 K: 1 S: 6	H: 1 LOB: 2 BB: 1 P: 10		R: 0 E: 0 K: 1 S: 5	H: 0 LOB: 0 BB: 0 P: 5	1B: 6 2B: 1 3B: 0 HR: 0	SF: 0 SAC: 0 DP: 0 HBP: 0	WP: 0 PB: 0 SB: 1 CS: 1	PA: 37				
<b>PITCHER</b>	IP WLS BF H R ER SO BB IBB HBP BLK WP HR S P ERA WHIP	55 Matt Moore, L ERA: 0.00 34 C.J. Riefenhauser, L ERA: 3.0 13 Heath Bell, R ERA: 3.0 47 Brandon Gomes, R ERA: 1.0 52 Josh Lueke, R ERA: 0.00	1.2 2.1 4.1 5.1 6.1	1.2 1.1 1.0 1.0 1.0	6 2 5 4 3	2 1 3 0 0	0 0 1 0 0	0 0 0 0 0	2 0 0 0 0	1 1 0 0 0	0 0 0 0 0	0 0 0 0 0	0 0 0 0 0	0 0 0 0 0	0 0 0 0 0	0 0 0 0 0	0 0 0 0 0	0 0 0 0 0	0 0 0 0 0	0 0 0 0 0	0 0 0 0 0	0 0 0 0 0	0.00 0.00 9.00 0.00 0.00	1.800 1.500 3.000 1.000 0.000			
<b>PITCHER</b>	IP WLS BF H R ER SO BB IBB HBP BLK WP HR S P ERA WHIP	76 Merrill Kelly, R ERA: 0.00 49 Kirby Yates, R ERA: 0.00	(7, 1) (9, 1)	2.0 1.0	W 3	8 0	1 0	0 0	0 0	1 1	0 0	0 0	0 0	0 0	0 0	0 0	0 0	0 0	0 0	0 0	0 0	0 0	0 0	0 0	0 0	0.00 0.00	1.000 0.000

Batter	1	2	3	4	5	6	7	8	9	AB	R	H	RBI	BB	SO	LOB	BOTTOM							
18 Ben Zobrist, S (1, 4) (4, 4)	G1-3		F9			HBP				2	0	0	0	0	0	1	Philadelphia Phillies @ Tampa Bay Rays Charlotte Sports Park, Port Charlotte, FL Mon Mar 03 2014, 1:08 PM - 3:56 PM EST Att.: 4,514 - Sunny - 77 F							
8 Desmond Jennings, R OBP: 0.167, SLG: 0.167 1 Sean Rodriguez, R OBP: 0.333, SLG: 0.200	G6-3		G6-3			L8			G6-3	2	0	0	0	0	0	0								
3 Evan Longoria, R OBP: 0.400, SLG: 1.000 39 Kevin Kiermaier, L OBP: 0.143, SLG: 0.143	G5-3		20 G3-6 1B						G4-3	2	0	1	0	0	0	0								
20 Matt Joyce, L 71 Justin Christian, R OBP: 0.375, SLG: 0.429	F8		G3-6-1						G1-3	2	0	0	0	0	0	1								
9 Wil Myers, R 73 Jeremy Moore, L OBP: 0.444, SLG: 1.000	L6		1-2 1B						G1-3	1	1	0	0	1	0	0								
30 Vince Belnome, L OBP: 0.111, SLG: 0.111 67 Mikie Mahtook, R OBP: 0.125, SLG: 0.125	K								F7	2	0	0	0	0	0	0								
24 Ryan Hanigan, R OBP: 0.250, SLG: 0.500 72 Eddy Rodriguez, R (6, 2)			K						G1-3	1	1	0	0	1	0	0								
11 Logan Forsythe, R OBP: 0.200, SLG: 0.200 68 Jerry Sands, R OBP: 0.556, SLG: 1.143									G1-3	1	1	0	0	0	0	0								
16 Jayson Nix, R OBP: 0.500, SLG: 0.400 69 Ray Olmedo, S OBP: 0.250, SLG: 0.250			K						G5-3	2	0	0	0	0	1	1								
<b>Inning Stats</b>	R: 0 E: 0 K: 0 S: 3	H: 0 LOB: 0 BB: 0 P: 3	R: 0 E: 0 K: 2 S: 8	H: 1 LOB: 1 BB: 0 P: 8	R: 0 E: 0 K: 0 S: 3	H: 1 LOB: 0 BB: 0 P: 3	R: 0 E: 0 K: 2 S: 7	H: 0 LOB: 0 BB: 0 P: 7	R: 0 E: 0 K: 0 S: 3	H: 0 LOB: 1 BB: 0 P: 5	R: 5 E: 0 K: 0 S: 7	H: 3 LOB: 1 BB: 2 P: 15	R: 1 E: 0 K: 0 S: 5	H: 1 LOB: 0 BB: 0 P: 7	1B: 3 2B: 2 3B: 0 HR: 1	SF: 0 SAC: 0 DP: 1 HBP: 1		WP: 0 PB: 0 SB: 1 CS: 0	PA: 33					
<b>PITCHER</b>	IP WLS BF H R ER SO BB IBB HBP BLK WP HR S P ERA WHIP	27 Roberto Hernandez, R ERA: 3.6 60 Jeff Manship, R ERA: 6.1 48 Philippe Aumont, R ERA: 0.0 40 Michael Stutes, R ERA: 22.5 30 Justin De Fratus, R ERA: 4.5	(1, 1) (4, 1) (6, 1) (7, 1) (8, 1)	3.0 2.0 1.0 1.0 1.0	H H L	6 4 9 3	1 0 3 1	0 0 5 1	0 0 0 0	0 0 2 0	0 0 0 0	0 0 0 0	0 0 0 0	0 0 0 0	0 0 0 0	0 0 0 0	0 0 0 0	0 0 0 0	0 0 0 0	0 0 0 0	0 0 0 0	0.00 0.500 0.000 45.000 9.000	0.333 0.500 0.000 5.000 1.000	
<b>PITCHER</b>	IP WLS BF H R ER SO BB IBB HBP BLK WP HR S P ERA WHIP	27 Roberto Hernandez, R ERA: 3.6 60 Jeff Manship, R ERA: 6.1 48 Philippe Aumont, R ERA: 0.0 40 Michael Stutes, R ERA: 22.5 30 Justin De Fratus, R ERA: 4.5	(1, 1) (4, 1) (6, 1) (7, 1) (8, 1)	3.0 2.0 1.0 1.0 1.0	H H L	6 4 9 3	1 0 3 1	0 0 5 1	0 0 2 0	0 0 0 0	0 0 0 0	0 0 0 0	0 0 0 0	0 0 0 0	0 0 0 0	0 0 0 0	0 0 0 0	0 0 0 0	0 0 0 0	0 0 0 0	0 0 0 0	0 0 0 0	0.00 0.500 0.000 45.000 9.000	0.333 0.500 0.000 5.000 1.000

AB 33  
R 1  
H 7  
RBI 1  
BB 4  
SO 7  
LOB 12



AB 30  
R 6  
H 6  
RBI 6  
BB 2  
SO 5  
LOB 8



WP: 0 PA: 33  
PB: 0  
SB: 1  
CS: 0



Batter	1	2	3	4	5	6	7	8	9	AB	R	H	RBI	BB	SO	LOB	TOP					
7 José Reyes, S (1,6) OBP: 0.200, SLG: 0.267 18 Steve Tolleson, R (7, PH) OBP: 0.222, SLG: 0.222 (7,6)	G4-3		L5			53 1B 3' BB 1B	1-2 1B		K	3	1	1	0	0	0	0	<b>Toronto Blue Jays @ Philadelphia Phillies</b> Bright House Field, Clearwater, FL Tue Mar 04 2014, 6:39 PM - 9:17 PM EST Att: 6,696 - Cloudy - 67 F					
3 Maicer Izturis, S (1,5) OBP: 0.152, SLG: 0.100 66 Munenori Kawasaki, L (6, PR) OBP: 0.429, SLG: 0.333 (6,5)	G4-3		G4-3			14 1B 26 53 1B G6-4-3 BB			K	2	0	0	0	1	0	0						
38 Jared Goedert, R (7, PH) OBP: 0.200, SLG: 0.111 (7,5)	G6-3			G4-3		26 14 1B G6-4-3 1-2 2-H 1B			BB	3	0	1	1	0	0	0						
53 Melky Cabrera, S (1,7) OBP: 0.467, SLG: 0.643 71 Kenny Wilson, R (7,7)	G6-3				G4-3				BB	0	0	0	0	1	0	0						
14 Moisés Sierra, R (1,9) OBP: 0.333, SLG: 0.533 69 Ricardo Naitza, L (7,9) OBP: 0.400, SLG: 0.750		6 G3 11 1B 1B			K				G6-3	3	1	2	0	0	1	0						
26 Adam Lind, L (1,3) OBP: 0.286, SLG: 0.571 16 Dan Johnson, L (7,3) OBP: 0.333, SLG: 1.000					K				G6-3	1	0	0	0	0	0	1						
31 Erik Kratz, R (1,2) OBP: 0.250, SLG: 0.250 15 Mike Nickeas, R (8,2)					HR				HR	3	1	1	1	0	1	3						
6 A.J. Jimenez, R (1,10) OBP: 0.429, SLG: 0.200									HR	1	1	1	0	0	0	0						
11 Kevin Pillar, R (1,8) OBP: 0.077, SLG: 0.077									1B	4	0	2	0	0	1	2						
17 Ryan Goins, L (1,4)									1B	0	0	0	0	0	0	0						
<b>Inning Stats</b>	R: 0 E: 0 K: 0 S: 4	H: 0 LOB: 0 BB: 0 P: 4	R: 1 E: 0 K: 1 S: 7	H: 3 LOB: 2 BB: 0 P: 7	R: 0 E: 0 K: 1 S: 5	H: 0 LOB: 0 BB: 0 P: 5	R: 1 E: 0 K: 2 S: 10	H: 1 LOB: 0 BB: 0 P: 11	R: 0 E: 0 K: 0 S: 3	H: 0 LOB: 0 BB: 0 P: 3	R: 2 E: 0 K: 0 S: 5	H: 3 LOB: 2 BB: 1 P: 9	R: 0 E: 0 K: 0 S: 5	H: 3 LOB: 3 BB: 0 P: 5	R: 1 E: 0 K: 0 S: 5	H: 2 LOB: 1 BB: 0 P: 11	R: 0 E: 0 K: 2 S: 8	H: 1 LOB: 1 BB: 0 P: 8	1B: 11 2B: 0 3B: 0 HR: 2	SF: 0 SAC: 0 DP: 3 HBP: 0	WP: 0 PB: 0 SB: 0 CS: 0	PA: 38
<b>PITCHER</b>	IP WLS BF H R ER SO BB IBB HBP BLK WP HR S P ERA WHIP																					
33 Cliff Lee, L (1,1) ERA: 3.6	3.0	11	3	1	1	2	0	0	0	0	0	0	0	1	13	14	3.00	1.000				
39 B.J. Rosenberg, R (4,1) ERA: 2.25	2.0	7	1	1	1	2	0	0	0	0	0	0	0	1	5	9	4.50	0.500				
43 Luis Garcia, R (6,1) ERA: 13.5	1.0	6	3	2	2	0	1	0	0	0	0	0	0	1	9	15	18.00	4.000				
56 Cesar Jimenez, L (7,1) ERA: 2.45	1.2	9	5	1	1	0	1	0	0	0	0	1	9	15	5.40	3.600						
50 Shawn Camp, R (8,1) ERA:	1.1	5	1	0	0	2	0	0	0	0	0	0	0	9	9	0.00	0.750					

Batter	1	2	3	4	5	6	7	8	9	AB	R	H	RBI	BB	SO	LOB	BOTTOM					
2 Ben Revere, L (1,8) OBP: 0.375, SLG: 0.333 19 Tony Gwynn Jr., L (6,8) OBP: 0.455, SLG: 0.375	G4-3	13 G4-6-3 BB		G4-3					L6	2	0	0	0	1	0	0	<b>Toronto Blue Jays @ Philadelphia Phillies</b> Bright House Field, Clearwater, FL Tue Mar 04 2014, 6:39 PM - 9:17 PM EST Att: 6,696 - Cloudy - 67 F					
13 Freddy Galvis, S (1,6) OBP: 0.200, SLG: 0.143 66 Andrés Blanco, S (8,6)									F7	3	1	0	0	0	2	0						
26 Chase Utley, L (1,4) OBP: 0.200, SLG: 0.200 16 César Hernández, S (6,4) OBP: 0.143, SLG: 0.143	L8								L5	3	1	1	0	0	1	1						
6 Ryan Howard, L (1,3) OBP: 0.182, SLG: 0.100 28 Kevin Frandsen, R (7,3) OBP: 0.125, SLG: 0.125									K	2	0	0	0	1	2	1						
3 Marlon Byrd, R (1,9) OBP: 0.385, SLG: 0.615 24 Clete Thomas, L (7,9)									1B	1	0	1	0	0	0	0						
53 Bobby Abreu, L (1,10) OBP: 0.400, SLG: 0.100 72 Kelly Dugan, L (8, PH) (9,10)									F7	3	1	2	2	0	0	0						
9 Dornic Brown, L (1,7) OBP: 0.250, SLG: 0.143 80 Zach Collier, L (6, PR) OBP: 0.286, SLG: 0.167 (7,7)									1B	2	0	0	1	1	0	0						
51 Carlos Ruiz, R (1,2) OBP: 0.455, SLG: 0.250 73 Tommy Joseph, R (8,2)									G6-3	1	0	0	0	0	1	1						
74 Maikel Franco, R (1,5) OBP: 0.313, SLG: 0.214 17 Reid Brignac, L (8,5)									B5-3	3	0	1	0	0	1	3						
<b>Inning Stats</b>	R: 1 E: 0 K: 0 S: 4	H: 1 LOB: 3 BB: 2 P: 13	R: 0 E: 0 K: 0 S: 3	H: 1 LOB: 1 BB: 1 P: 7	R: 2 E: 0 K: 2 S: 11	H: 2 LOB: 0 BB: 0 P: 13	R: 0 E: 0 K: 0 S: 3	H: 0 LOB: 0 BB: 0 P: 3	R: 0 E: 0 K: 1 S: 5	H: 0 LOB: 0 BB: 0 P: 5	R: 0 E: 0 K: 0 S: 4	H: 1 LOB: 1 BB: 0 P: 4	R: 0 E: 0 K: 1 S: 5	H: 0 LOB: 0 BB: 0 P: 5	R: 0 E: 0 K: 0 S: 4	H: 1 LOB: 1 BB: 0 P: 4		R: 0 E: 0 K: 2 S: 7	H: 0 LOB: 0 BB: 0 P: 7	1B: 5 2B: 0 3B: 0 HR: 1	SF: 0 SAC: 0 DP: 1 HBP: 1	WP: 0 PB: 1 SB: 0 CS: 0
<b>PITCHER</b>	IP WLS BF H R ER SO BB IBB HBP BLK WP HR S P ERA WHIP																					
43 R.A. Dickey, R (1,1) ERA: 4.5	4.0	19	4	3	3	2	3	0	0	0	0	0	0	0	5	5	6.75	1.750				
50 Steve Delabar, R (5,1) ERA: 9.0	1.0	3	0	0	0	1	0	0	0	0	0	0	0	4	4	0.00	1.000					
45 Neil Wagner, R (6,1) ERA: 9.0	1.0	4	1	0	0	0	0	0	0	0	0	0	0	5	5	0.00	0.000					
52 John Stilson, R (7,1) ERA:	1.0	3	0	0	0	1	0	0	0	0	0	0	0	5	5	0.00	0.000					
34 Liam Hendriks, R (8,1) ERA:	2.0	7	1	0	0	2	0	0	0	0	0	0	0	11	11	0.00	0.500					





Batter	1	2	3	4	5	6	7	8	9	AB	R	H	RBI	BB	SO	LOB	TOP
17 Jordan Schafer, L (1, 8) OBP: 0.316, SLG: 0.444 20 Todd Cunningham, S (7, 9) OBP: 0.333, SLG: 0.714	F7		B3-1	G1			F7	P6		4	0	0	0	0	0	2	<b>Atlanta Braves @ Philadelphia Phillies</b> Bright House Field, Clearwater, FL Wed Mar 05 2014, 1:24 PM - 4:19 PM EST Att: 6,808 - Cloudy - 78 F
2 B.J. Upton, R (1, 10) OBP: 0.278, SLG: 0.353 13 Jose Constanza, L (9, PH) OBP: 0.316, SLG: 0.333	G3-1 BB		K				2B	2B	86 PB 86 FC4-2-5-1	4	0	2	0	0	2	0	
5 Freddie Freeman, L (1, 3) OBP: 0.588, SLG: 0.643 59 Ernesto Mejia, R (6, 3) OBP: 0.400, SLG: 0.500	1B		1B				F8	K2-3		1	0	1	0	2	0	0	
4 Ryan Doumit, S (1, 9) OBP: 0.375, SLG: 0.533 86 Matt Lipka, R (5, PR) OBP: 0.375, SLG: 0.286	G3-1		F8				G6-3	FC4-2-5-1		3	0	1	0	0	0	3	
23 Chris Johnson, R (1, 5) OBP: 0.294, SLG: 0.438 7 Tyler Greene, R (6, 5) OBP: 0.429, SLG: 0.333	G4-3									3	1	1	0	0	0	4	
26 Dan Uggla, R (1, 4) OBP: 0.412, SLG: 0.250 14 Ramiro Pena, S (6, 6) OBP: 0.455, SLG: 0.636		K					G5-3			2	0	0	0	1	1	0	
19 Andrelton Simmons, R (1, 6) OBP: 0.283, SLG: 0.278 84 Tommy La Stella, L (6, 4) OBP: 0.500, SLG: 0.500	G6-3		K				G5-3			3	0	0	0	0	1	2	
83 Steven Lerud, L (1, 2) OBP: 0.714, SLG: 0.714 71 José Yépez, R (6, 2)	1B									3	0	3	0	0	0	0	
25 Joey Terdoslavich, S (1, 7) OBP: 0.412, SLG: 0.182	G3		FC6-4				K			3	0	0	1	1	1	4	
<b>Inning Stats</b>	R: 0 E: 0 K: 0 S: 4	H: 1 LOB: 2 BB: 1 P: 8	R: 0 E: 0 K: 1 S: 6	H: 1 LOB: 1 BB: 0 P: 6	R: 0 E: 0 K: 1 S: 6	H: 1 LOB: 2 BB: 1 P: 11	R: 0 E: 0 K: 1 S: 5	H: 1 LOB: 1 BB: 0 P: 9	R: 0 E: 0 K: 1 S: 4	H: 1 LOB: 3 BB: 3 P: 18	R: 1 E: 1 K: 1 S: 7	H: 2 LOB: 1 BB: 0 P: 8	1B: 9 2B: 3 3B: 0 HR: 0	SF: 0 SAC: 0 DP: 1 HBP: 0	WP: 1 PB: 1 SB: 0 CS: 2	PA: 42	
<b>PITCHER</b>	IP WLS BF H R ER SO BB IBB HBP BLK WP HR S P ERA WHIP																
61 Sean O'Sullivan, R (1, 1) ERA: 2.08	3.0	13	3	0	0	2	1	0	0	0	0	0	0	16	20	0.00	1.333
52 Kevin Munson, R (4, 1) ERA: 2.08	2.0	10	3	1	1	2	2	0	0	0	0	0	0	12	20	4.50	2.500
59 Antonio Bastardo, L (6, 1) ERA: 2.7	1.1	6	2	0	0	1	0	0	0	0	0	0	0	8	8	0.00	1.500
63 Jake Diekmann, L (7, 1) ERA: 6.0	1.0	5	1	0	0	1	1	0	0	0	0	0	0	6	10	0.00	2.000
31 Brad Lincoln, R (8, 1) ERA:	1.2	8	2	1	0	1	2	0	0	0	1	0	0	9	18	0.00	2.400

Batter	1	2	3	4	5	6	7	8	9	AB	R	H	RBI	BB	SO	LOB	BOTTOM
24 Clete Thomas, L (1, 8) OBP: 0.417, SLG: 0.333	P6		K				G6-3			3	0	0	0	0	1	1	<b>Atlanta Braves @ Philadelphia Phillies</b> Bright House Field, Clearwater, FL Wed Mar 05 2014, 1:24 PM - 4:19 PM EST Att: 6,808 - Cloudy - 78 F
11 Jimmy Rollins, S (1, 6) OBP: 0.500, SLG: 0.714 66 Andrés Blanco, S (6, 6)	F8		G4-3				G6-3			3	0	0	0	0	1	1	
26 Chase Utley, L (1, 4) OBP: 0.167, SLG: 0.167 16 César Hernández, S (5, 4) OBP: 0.111, SLG: 0.111	G4-6-3									2	0	0	0	0	0	0	
53 Bobby Abreu, L (1, 9) OBP: 0.444, SLG: 0.167 72 Kelly Dugan, L (6, PR) OBP: 0.273, SLG: 0.273	P5									2	1	1	0	0	0	0	
18 Darin Ruf, R (1, 7) OBP: 0.429, SLG: 0.471	F9									4	0	1	0	0	1	1	
9 Domic Brown, L (1, 10) OBP: 0.283, SLG: 0.125 25 Cody Asche, L (9, PH) ERA: 3.38	28 WP 28 S BB									2	0	0	0	1	0	3	
28 Kevin Frandsen, R (1, 3) OBP: 0.273, SLG: 0.273 80 Zach Collier, L (8, 7) OBP: 0.250, SLG: 0.143	F8									3	1	2	1	0	0	1	
29 Cameron Rupp, R (1, 2) OBP: 0.143, SLG: 0.143 64 Tyson Gillies, L (7, PR) ERA: 19.29			G6-3							0	0	0	0	0	0	0	
62 Sebastian Valle, R (8, 2) 73 Tommy Joseph, R (9, 2)										0	0	0	0	0	0	0	
17 Reid Brignac, L (1, 5)										1	0	0	0	0	0	0	
<b>Inning Stats</b>	R: 0 E: 0 K: 0 S: 3	H: 0 LOB: 0 BB: 0 P: 3	R: 0 E: 0 K: 1 S: 5	H: 0 LOB: 1 BB: 0 P: 6	R: 1 E: 0 K: 1 S: 7	H: 2 LOB: 2 BB: 0 P: 8	R: 0 E: 0 K: 0 S: 3	H: 0 LOB: 0 BB: 0 P: 3	R: 0 E: 0 K: 2 S: 7	H: 0 LOB: 0 BB: 0 P: 7	R: 0 E: 0 K: 2 S: 7	H: 0 LOB: 0 BB: 0 P: 7	1B: 5 2B: 0 3B: 0 HR: 0	SF: 0 SAC: 1 DP: 0 HBP: 2	WP: 1 PB: 0 SB: 1 CS: 0	PA: 35	
<b>PITCHER</b>	IP WLS BF H R ER SO BB IBB HBP BLK WP HR S P ERA WHIP																
37 Brandon Beachy, R (1, 1) ERA: 3.38	3.0	11	0	0	0	1	1	0	0	0	0	0	0	7	8	9.00	2.000
82 Ian Thomas, L (4, 1) ERA: 3.0	1.0	6	2	1	1	1	0	0	0	0	0	0	0	7	7	0.00	0.500
70 Daniel Rodriguez, L (5, 1) ERA: 3.38	2.0	7	1	0	0	0	0	0	0	0	0	0	0	7	7	9.00	2.000
38 Anthony Varvaro, R (7, 1) ERA: 19.29	1.0	5	2	1	1	1	0	0	0	0	0	0	0	7	7	0.00	0.000
48 David Carpenter, R (8, 1) ERA: 3.0	1.0	3	0	0	0	2	0	0	0	0	0	0	0	7	7	0.00	0.000
<b>PITCHER</b>	IP WLS BF H R ER SO BB IBB HBP BLK WP HR S P ERA WHIP																
81 Shae Simmons, R (9, 1) ERA: 7.36	1.0	3	0	0	0	2	0	0	0	0	0	0	0	7	7	0.00	0.000



Batter	1	2	3	4	5	6	7	8	9	AB	R	H	RBI	BB	SO	LOB	TOP																			
11 Brett Gardner, L (1,7) 95 Adonis García, R (5,9) OBP: 0.357, SLG: 0.385 OBP: 0.500, SLG: 0.583	G3		F8					L6		3	0	0	0	0	1	0	<b>New York Yankees @ Philadelphia Phillies</b> Bright House Field, Clearwater, FL Thu Mar 06 2014, 3:09 PM - 5:27 PM EST Att: 6,935 - Partly Cloudy - 66 F <a href="http://livebaseballscorecards.com">livebaseballscorecards.com</a>																			
2 Derek Jeter, R (1,6) 89 Yanervis Solarte, S (6,6) OBP: 0.231, SLG: 0.250 OBP: 0.733, SLG: 1.154	G5-3									3	0	2	0	0	0	0																				
25 Mark Teixeira, S (1,3) 72 Corban Joseph, L (5,3) OBP: 0.333, SLG: 0.167	G3		F8							3	0	0	0	0	0	2																				
34 Brian McCann, L (1,2) 66 John Ryan Murphy, R (4,2) OBP: 0.309, SLG: 0.385 OBP: 0.214, SLG: 0.385			F7							2	0	0	0	0	1	1																				
12 Alfonso Soriano, R (1,10) 82 Gary Sánchez, R (8,PH) (8,10)										3	0	0	0	0	3	0																				
33 Kelly Johnson, L (1,5) 73 Antwan Richardson, S (6,8) OBP: 0.429, SLG: 0.500 OBP: 0.300, SLG: 0.300										3	0	2	0	0	0	0																				
14 Brian Roberts, S (1,4) 86 José Pirela, R (7,4) OBP: 0.182, SLG: 0.182 OBP: 0.364, SLG: 0.727										2	0	0	0	1	0	1																				
97 Mason Williams, L (1,8) 24 Scott Sizemore, R (6,5) OBP: 0.182, SLG: 0.273 OBP: 0.750, SLG: 1.000										2	0	0	0	0	1	3																				
81 Ramón Flores, L (1,9) OBP: 0.200, SLG: 0.429 (5,7)										3	1	1	2	0	0	1																				
<b>Inning Stats</b>	R: 0 E: 0 K: 0 S: 3	H: 0 LOB: 0 BB: 0 P: 3	R: 0 E: 0 K: 1 S: 6	H: 1 LOB: 2 BB: 1 P: 10	R: 1 E: 0 K: 1 S: 7	H: 2 LOB: 1 BB: 0 P: 7	R: 0 E: 0 K: 2 S: 8	H: 1 LOB: 1 BB: 0 P: 9	R: 0 E: 0 K: 1 S: 5	H: 0 LOB: 0 BB: 0 P: 5	R: 1 E: 0 K: 0 S: 5	H: 2 LOB: 3 BB: 2 P: 13	R: 2 E: 1 K: 1 S: 7	H: 2 LOB: 1 BB: 0 P: 11	R: 0 E: 0 K: 2 S: 8	H: 1 LOB: 1 BB: 0 P: 9		1B: 6 2B: 3 3B: 0 HR: 1	SF: 1 SAC: 0 DP: 0 HBP: 0	WP: 0 PB: 1 SB: 1 CS: 0	PA: 41															
<b>PITCHER</b>	IP	WLS	BF	H	R	ER	SO	BB	IBB	HBP	BLK	WP	HR	S	P	ERA	WHIP	<b>PITCHER</b>		IP	WLS	BF	H	R	ER	SO	BB	IBB	HBP	BLK	WP	HR	S	P	ERA	WHIP
38 Kyle Kendrick, R (1,1) ERA: 7.2	3.0		13	3	1	1	2	1	0	0	0	0	1	16	20	3.00	1.333	30 Justin De Fratus, R (9,1) ERA: 3.0		1.0		4	1	0	0	2	0	0	0	0	0	8	9	0.00	1.000	
58 Jonathan Papelbon, R (4,1) ERA: 7.2	1.0		4	1	0	0	2	0	0	0	0	0	0	8	9	0.00	1.000																			
77 Mario Hollands, L (5,1) ERA: 13.5	2.0		7	1	0	0	2	0	0	0	0	0	0	11	11	0.00	0.500																			
47 Jeremy Horst, L (7,1) ERA: 13.5	1.0	H	7	2	1	1	0	2	0	0	0	0	0	5	13	9.00	4.000																			
48 Philippe Aumont, R (8,1) ERA: 6.75	1.0	L	6	2	2	1	1	1	0	0	0	0	0	7	11	9.00	3.000																			

Batter	1	2	3	4	5	6	7	8	9	AB	R	H	RBI	BB	SO	LOB	BOTTOM																			
13 Freddy Galvis, S (1,6) 66 Andrés Blanco, S (7,6) OBP: 0.222, SLG: 0.353	G3									3	1	1	1	0	1	0	<b>New York Yankees @ Philadelphia Phillies</b> Bright House Field, Clearwater, FL Thu Mar 06 2014, 3:09 PM - 5:27 PM EST Att: 6,935 - Partly Cloudy - 66 F <a href="http://livebaseballscorecards.com">livebaseballscorecards.com</a>																			
28 Kevin Frandsen, R (1,5) OBP: 0.200, SLG: 0.200 (5,4)	G6-3									4	0	0	0	0	0	0																				
26 Chase Utley, L (1,4) 25 Cody Asche, L (5,5) OBP: 0.143, SLG: 0.143										2	0	0	0	0	2	0																				
6 Ryan Howard, L (1,3) 13 Albert Cartwright, R (6,PR) 18 Darin Ruf, R (7,3) OBP: 0.409, SLG: 0.444										2	0	0	0	0	1	0																				
3 Marlon Byrd, R (1,9) 65 Leandro Castro, R (7,9) OBP: 0.375, SLG: 0.625 OBP: 0.125, SLG: 0.250										3	0	1	0	0	1	1																				
9 Domic Brown, L (1,7) 19 Tony Gwynn Jr., L (7,7) OBP: 0.286, SLG: 0.118 OBP: 0.385, SLG: 0.300										1	0	0	0	1	0	1																				
51 Carlos Ruiz, R (1,2) 4 Lou Marson, R (7,2) OBP: 0.462, SLG: 0.600 OBP: 0.333, SLG: 0.667										2	1	1	1	0	0	1																				
15 John Mayberry Jr., R (1,8) OBP: 0.455, SLG: 1.091										3	1	2	1	0	0	0																				
17 Reid Brignac, L (1,10) 74 Maikel Franco, R (8,PH) (8,10)										2	0	0	0	0	1	0																				
<b>Inning Stats</b>	R: 0 E: 0 K: 1 S: 5	H: 0 LOB: 0 BB: 0 P: 5	R: 0 E: 0 K: 0 S: 4	H: 1 LOB: 1 BB: 0 P: 4	R: 1 E: 0 K: 0 S: 5	H: 1 LOB: 0 BB: 0 P: 8	R: 0 E: 0 K: 1 S: 5	H: 0 LOB: 0 BB: 0 P: 5	R: 2 E: 0 K: 2 S: 11	H: 2 LOB: 0 BB: 1 P: 20	R: 0 E: 0 K: 2 S: 8	H: 1 LOB: 1 BB: 0 P: 8	R: 0 E: 0 K: 0 S: 3	H: 1 LOB: 1 BB: 0 P: 3	R: 0 E: 0 K: 0 S: 3	H: 0 LOB: 0 BB: 0 P: 3		R: 0 E: 0 K: 1 S: 5	H: 0 LOB: 0 BB: 0 P: 5	1B: 1 2B: 2 3B: 0 HR: 3	SF: 0 SAC: 0 DP: 0 HBP: 0	WP: 0 PB: 0 SB: 0 CS: 1	PA: 32													
<b>PITCHER</b>	IP	WLS	BF	H	R	ER	SO	BB	IBB	HBP	BLK	WP	HR	S	P	ERA	WHIP	<b>PITCHER</b>		IP	WLS	BF	H	R	ER	SO	BB	IBB	HBP	BLK	WP	HR	S	P	ERA	WHIP
19 Masahiro Tanaka, R (1,1) ERA: 1.8	3.0		11	2	1	1	1	0	0	0	0	0	1	14	17	3.00	0.667	84 Mark Montgomery, R (9,1) ERA: 0.2		0.2		2	0	0	0	1	0	0	0	0	4	4	0.00	0.000		
74 Bruce Billings, R (4,1) ERA: 3.96	2.0		8	2	2	2	3	1	0	0	0	0	2	16	25	9.00	1.500																			
57 Chris Leroux, R (6,1) ERA: 3.96	1.0		4	1	0	0	2	0	0	0	0	0	0	8	8	0.00	1.000																			
88 Danny Burawa, R (7,1) ERA: 3.0	1.0	W	3	1	0	0	0	0	0	0	0	0	0	3	3	0.00	1.000																			
92 Fred Lewis, L (8,1) ERA: 3.0	1.1	H	4	0	0	0	0	0	0	0	0	0	0	4	4	0.00	0.000																			





Batter	1	2	3	4	5	6	7	8	9	AB R H RBI BB SO LOB	TOP																									
											Philadelphia Phillies @ Detroit Tigers Joker Marchant Stadium, Lakeland, FL Thu Mar 06 2014, 1:05 PM EST <a href="http://livebaseballscorecards.com">livebaseballscorecards.com</a>																									
Inning Stats											AB 0 R 0 H 0 RBI 0 BB 0 SO 0 LOB 0																									
PITCHER	IP	WLS	BF	H	R	ER	SO	BB	IBB	HBP	BLK	WP	HR	S	P	ERA	WHIP	PITCHER	IP	WLS	BF	H	R	ER	SO	BB	IBB	HBP	BLK	WP	HR	S	P	ERA	WHIP	1B: 0 SF: 0 2B: 0 SAC: 0 3B: 0 DP: 0 HR: 0 HBP: 0 WP: 0 PA: 0 FB: 0 SB: 0 CS: 0

Batter	1	2	3	4	5	6	7	8	9	AB R H RBI BB SO LOB	BOTTOM																									
											Philadelphia Phillies @ Detroit Tigers Joker Marchant Stadium, Lakeland, FL Thu Mar 06 2014, 1:05 PM EST <a href="http://livebaseballscorecards.com">livebaseballscorecards.com</a>																									
Inning Stats											AB 0 R 0 H 0 RBI 0 BB 0 SO 0 LOB 0																									
PITCHER	IP	WLS	BF	H	R	ER	SO	BB	IBB	HBP	BLK	WP	HR	S	P	ERA	WHIP	PITCHER	IP	WLS	BF	H	R	ER	SO	BB	IBB	HBP	BLK	WP	HR	S	P	ERA	WHIP	1B: 0 SF: 0 2B: 0 SAC: 0 3B: 0 DP: 0 HR: 0 HBP: 0 WP: 0 PA: 0 FB: 0 SB: 0 CS: 0







Batter	1	2	3	4	5	6	7	8	9	AB	R	H	RBI	BB	SO	LOB	TOP						
80 Delino DeShields, R (1, 8) 95 Chris Epps, L (9, PH)	P4		19 1B BB			K	K		G4-3	3	1	0	0	1	2	1	<b>Houston Astros @ Philadelphia Phillies</b> Bright House Field, Clearwater, FL Sat Mar 08 2014, 1:09 PM - 4:22 PM EST Att: 8,019 - Sunny - 63 F						
19 Robbie Grossman, S (1, 7) 82 Leo Heras, L (7, 7)	G3		30 BB 1B			30 BB 13 BB BB	F9		1B	3	0	1	1	1	0	1							
13 Jon Singleton, L (1, 3)	F8		30 BB BB			30 BB BB			K	3	0	0	0	2	1	1							
30 Matt Dominguez, R (1, 5) 86 Ronald Torreyes, R (7, 6)		20 1B BB	1-2 BB			1-2 BB			K	1	0	0	0	3	1	0							
29 Brett Wallace, L (1, 10) 75 Japhet Amador, R (5, PH)		K	K			P3			K	2	0	0	0	0	2	4							
20 JD Martinez, R (1, 9) 65 Domingo Santana, R (6, PH)									F9	2	0	1	0	0	1	0							
22 Carlos Corporán, S (1, 2) 77 René García, R (6, PH)	G4-6-3								K	1	1	0	0	1	1	0							
78 Tyler Heineman, S (8, 2)										0	0	0	0	0	0	0							
9 Marwin Gonzalez, S (1, 6) (7, 5)			G3	G3-6-3					F9	4	1	1	0	0	0	1							
2 Gregorio Petit, R (1, 4) 97 Ruben Sosa, S (9, PH)			K			P3			G4-3	3	0	1	1	0	1	0							
<b>Inning Stats</b>	R: 0 E: 0 K: 0 S: 3	H: 0 LOB: 0 BB: 0 P: 3	R: 0 E: 0 K: 1 S: 5	H: 1 LOB: 1 BB: 1 P: 9	R: 1 E: 0 K: 2 S: 8	H: 1 LOB: 3 BB: 3 P: 20	R: 0 E: 0 K: 1 S: 4	H: 0 LOB: 0 BB: 1 P: 8	R: 0 E: 0 K: 1 S: 5	H: 0 LOB: 3 BB: 3 P: 17	R: 2 E: 0 K: 1 S: 7	H: 2 LOB: 1 BB: 1 P: 12	R: 0 E: 0 K: 2 S: 7	H: 0 LOB: 0 BB: 0 P: 7	R: 0 E: 0 K: 1 S: 5	H: 0 LOB: 0 BB: 0 P: 5		R: 0 E: 0 K: 1 S: 6	H: 1 LOB: 1 BB: 0 P: 6	1B: 4 2B: 1 3B: 0 HR: 0	SF: 0 SAC: 0 DP: 2 HBP: 0	WP: 1 PB: 0 SB: 0 CS: 0	PA: 39
<b>PITCHER</b>	IP	WLS	BF	H	R	ER	SO	BB	IBB	HBP	BLK	WP	HR	S	P	ERA		WHIP					
27 Roberto Hernandez, R (1, 1) ERA: 3.24	3.1		15	2	1	1	4	4	0	0	0	0	0	19	35	2.70	1.800						
52 Kevin Munson, R (4, 1) ERA: 1.5	1.2		8	0	0	0	1	4	0	0	0	0	0	6	22	0.00	2.400						
70 Jesse Biddle, L (6, 1) ERA: 12.0	1.0	W	6	2	2	2	1	1	0	0	0	1	0	7	12	18.00	3.000						
59 Antonio Bastardo, L (7, 1) ERA: 2.08	1.0		3	0	0	0	2	0	0	0	0	0	0	7	7	0.00	0.000						
63 Jake Diekmann, L (8, 1) ERA: 4.5	1.0		3	0	0	0	1	0	0	0	0	0	0	5	5	0.00	0.000						
<b>PITCHER</b>	IP	WLS	BF	H	R	ER	SO	BB	IBB	HBP	BLK	WP	HR	S	P	ERA	WHIP						
50 Shawn Camp, R (9, 1) ERA:	1.0		4	1	0	0	1	0	0	0	0	0	0	6	6	0.00	1.000						

AB	30
R	3
H	5
RBI	2
BB	9
SO	10
LOB	13



Batter	1	2	3	4	5	6	7	8	9	AB	R	H	RBI	BB	SO	LOB	BOTTOM				
25 Cody Asche, L (1, 5) 17 Reid Brignac, L (8, 5)	F7		G4-3							4	2	2	3	0	0	0	<b>Houston Astros @ Philadelphia Phillies</b> Bright House Field, Clearwater, FL Sat Mar 08 2014, 1:09 PM - 4:22 PM EST Att: 8,019 - Sunny - 63 F				
11 Jimmy Rollins, S (1, 6) 19 Tony Gwynn Jr., L (7, 8)	L5		F8							3	0	0	0	0	1	0					
26 Chase Utley, L (1, 4) 16 César Hernández, S (7, 4)										2	0	0	0	1	0	0					
6 Ryan Howard, L (1, 10) 24 Clete Thomas, L (6, PH)										4	1	1	0	0	3	4					
3 Marlon Byrd, R (1, 9) 15 John Mayberry Jr., R (7, 9)										1	0	1	1	0	0	0					
18 Darin Ruf, R (1, 7) 80 Zach Collier, L (6, PR)										3	1	1	0	0	0	0					
51 Carlos Ruiz, R (1, 2) 21 Wil Nieves, R (7, 2)										1	1	0	0	0	1	1					
13 Freddy Galvis, S (1, 8) 66 Andrés Blanco, S (8, 6)										3	2	2	3	0	0	0					
74 Maikel Franco, R (1, 3)										1	0	0	0	0	0	1					
										2	0	0	0	1	0	2					
										1	0	1	0	0	0	0					
										4	2	1	0	0	0	3					
<b>Inning Stats</b>	R: 0 E: 0 K: 1 S: 5	H: 0 LOB: 1 BB: 1 P: 9	R: 0 E: 1 K: 1 S: 6	H: 0 LOB: 1 BB: 0 P: 6	R: 0 E: 0 K: 1 S: 3	H: 0 LOB: 0 BB: 0 P: 3	R: 0 E: 0 K: 1 S: 5	H: 0 LOB: 0 BB: 0 P: 5	R: 3 E: 0 K: 2 S: 10	H: 3 LOB: 1 BB: 1 P: 14	R: 1 E: 0 K: 1 S: 9	H: 3 LOB: 3 BB: 1 P: 13	R: 3 E: 0 K: 2 S: 10	H: 3 LOB: 1 BB: 1 P: 14	R: 1 E: 0 K: 1 S: 9	H: 3 LOB: 3 BB: 1 P: 13	1B: 7 2B: 3 3B: 0 HR: 2	SF: 0 SAC: 0 DP: 0 HBP: 0	WP: 0 PB: 0 SB: 0 CS: 0	PA: 41	
<b>PITCHER</b>	IP	WLS	BF	H	R	ER	SO	BB	IBB	HBP	BLK	WP	HR	S	P	ERA	WHIP				
60 Dallas Keuchel, L (1, 1) ERA:	3.0		11	0	0	0	2	1	0	0	0	0	0	14	18	0.00	0.333				
31 Collin McHugh, R (4, 1) ERA: 13.5	2.1	L	13	5	6	6	2	1	0	0	0	0	1	17	21	23.14	2.571				
72 Jason Stoffel, R (6, 1) ERA: 5.4	0.2		3	1	1	1	0	0	0	0	0	0	1	4	7	13.50	1.500				
62 Luis Leroy Cruz, L (7, 1) ERA: 10.13	0.2		6	3	3	3	2	1	0	0	0	0	0	9	13	40.50	6.000				
54 David Martinez, R (7, 1) ERA: 6.75	0.1		1	0	0	0	0	0	0	0	0	0	0	1	1	0.00	0.000				
<b>PITCHER</b>	IP	WLS	BF	H	R	ER	SO	BB	IBB	HBP	BLK	WP	HR	S	P	ERA	WHIP				
63 Chia-Jen Lo, R (8, 1) ERA:	0.2		5	2	1	0	0	0	0	0	0	0	0	7	11	0.00	4.500				
71 Bobby Doran, R (8, 1) ERA:	0.1		2	1	0	0	0	0	0	0	0	0	0	2	2	0.00	3.000				

AB	37
R	11
H	12
RBI	11
BB	4
SO	7
LOB	18






Batter	1	2	3	4	5	6	7	8	9	AB	R	H	RBI	BB	SO	LOB	TOP										
2 Ben Revere, L OBP: 0.304, SLG: 0.273	G3			B2-3			E6 53 WP, 13 G3			4	0	1	0	0	0	0	<b>Philadelphia Phillies @ Minnesota Twins</b> Hammond Stadium, Fort Myers, FL Sun Mar 09 2014, 1:09 PM - 3:50 PM EDT Att: 8,764 - Sunny - 72 F										
13 Freddy Galvis, S OBP: 0.240, SLG: 0.273	K						G3	F7		2	0	0	0	1	1	1											
16 César Hernández, S OBP: 0.231, SLG: 0.167										1	0	0	0	0	0	2											
53 Bobby Abreu, L OBP: 0.333, SLG: 0.111	G3-1			G4-6-3			G3			3	0	0	0	0	0	2											
80 Zach Collier, L OBP: 0.200, SLG: 0.111										1	0	0	0	0	0	0											
18 Darin Ruf, R OBP: 0.400, SLG: 0.520		G6-3			G5-3					3	0	0	0	1	1	0											
25 Cody Asche, L OBP: 0.261, SLG: 0.400																											
74 Maikel Franco, R OBP: 0.250, SLG: 0.182										1	0	0	0	1	1	0											
15 John Mayberry Jr., R OBP: 0.353, SLG: 0.824										2	0	0	0	0	1	2											
19 Tony Gwynn Jr., L OBP: 0.471, SLG: 0.333										3	1	0	0	0	1	1											
7 Ronny Cedeno, R OBP: 0.286, SLG: 0.429										3	0	0	1	0	0	2											
21 Wil Nieves, R OBP: 0.100, SLG: 0.100										3	0	0	0	0	0	2											
73 Tommy Joseph, R OBP: 0.100, SLG: 0.100										0	0	0	0	0	0	0											
<b>Inning Stats</b>	R: 0 E: 0 K: 1 S: 5	H: 0 LOB: 0 BB: 0 P: 5	R: 0 E: 0 K: 0 S: 2	H: 0 LOB: 0 BB: 1 P: 7	R: 0 E: 0 K: 0 S: 2	H: 0 LOB: 0 BB: 1 P: 6	R: 0 E: 0 K: 0 S: 2	H: 0 LOB: 0 BB: 1 P: 6	R: 0 E: 0 K: 2 S: 7	H: 1 LOB: 0 BB: 0 P: 3	R: 0 E: 1 K: 0 S: 4	H: 0 LOB: 2 BB: 1 P: 9	R: 1 E: 1 K: 0 S: 6	H: 1 LOB: 2 BB: 0 P: 6	R: 0 E: 0 K: 2 S: 7	H: 0 LOB: 0 BB: 0 P: 7	1B: 2 2B: 0 3B: 0 HR: 0	SF: 0 SAC: 1 DP: 3 HBP: 0	WP: 1 PB: 0 SB: 0 CS: 1	PA: 33							
<b>PITCHER</b>	IP	WLS	BF	H	R	ER	SO	BB	IBB	HBP	BLK	WP	HR	S	P	ERA	WHIP										
37 Mike Pelfrey, R ERA: 2.45	3.0		9	0	0	0	1	2	0	0	0	0	0	9	18	0.00	0.667										
21 Samuel Deduno, R ERA: 1.35	3.0	H	9	1	0	0	2	1	0	0	0	0	0	12	16	0.00	0.667										
44 Kyle Gibson, R ERA:	2.0	B	11	1	1	0	0	1	0	0	0	1	0	10	15	0.00	1.000										
59 Michael Tonkin, R ERA:	1.0		3	0	0	0	2	0	0	0	0	0	0	7	7	0.00	0.000										

Batter	1	2	3	4	5	6	7	8	9	AB	R	H	RBI	BB	SO	LOB	BOTTOM										
19 Darin Mastroianni, R OBP: 0.263, SLG: 0.176										2	1	0	0	1	0	2	<b>Philadelphia Phillies @ Minnesota Twins</b> Hammond Stadium, Fort Myers, FL Sun Mar 09 2014, 1:09 PM - 3:50 PM EDT Att: 8,764 - Sunny - 72 F										
1 Alex Presley, L OBP: 0.250, SLG: 0.250										1	0	1	0	0	0	0											
8 Kurt Suzuki, R OBP: 0.385, SLG: 0.273										3	0	1	0	0	0	1											
12 Chris Herrmann, L OBP: 0.667, SLG: 0.667										1	0	0	0	0	1	1											
7 Joe Mauer, L OBP: 0.308, SLG: 0.250										3	0	1	1	0	0	1											
55 Chris Colabello, R OBP: 0.611, SLG: 0.615										1	0	0	0	0	0	1											
16 Josh Willingham, R OBP: 0.143, SLG: 0.154										3	0	0	0	0	1	1											
80 Jermaine Mitchell, L OBP: 0.700, SLG: 1.286										1	0	1	0	0	0	0											
27 Chris Parmelee, L OBP: 0.316, SLG: 0.471										4	0	0	0	0	1	2											
22 Wilkin Ramirez, R OBP: 0.400, SLG: 0.667										3	0	0	0	0	2	0											
84 Dan Rohlfing, R OBP: 0.222, SLG: 0.125										1	0	0	0	0	0	1											
79 Delbinson Romero, R OBP: 0.467, SLG: 0.692										3	0	2	0	0	0	0											
5 Eduardo Escobar, S OBP: 0.231, SLG: 0.583										0	0	0	0	0	0	0											
11 Jason Bartlett, R OBP: 0.273, SLG: 0.545										2	0	0	0	1	0	2											
71 Brandon Waring, R OBP: 0.273, SLG: 0.545										0	0	0	0	0	0	0											
39 Danny Santana, S OBP: 0.375, SLG: 0.688										3	0	1	0	0	0	2											
<b>Inning Stats</b>	R: 1 E: 0 K: 0 S: 3	H: 1 LOB: 1 BB: 1 P: 7	R: 0 E: 0 K: 1 S: 6	H: 1 LOB: 0 BB: 0 P: 6	R: 0 E: 0 K: 0 S: 3	H: 0 LOB: 0 BB: 0 P: 3	R: 0 E: 0 K: 0 S: 3	H: 0 LOB: 0 BB: 0 P: 3	R: 0 E: 0 K: 1 S: 6	H: 1 LOB: 2 BB: 1 P: 10	R: 0 E: 0 K: 2 S: 8	H: 1 LOB: 1 BB: 0 P: 8	R: 0 E: 0 K: 0 S: 4	H: 1 LOB: 2 BB: 0 P: 4	R: 0 E: 0 K: 1 S: 6	H: 1 LOB: 0 BB: 0 P: 6	R: 0 E: 0 K: 0 S: 4	H: 1 LOB: 0 BB: 0 P: 4	1B: 6 2B: 0 3B: 1 HR: 0	SF: 0 SAC: 0 DP: 0 HBP: 0	WP: 0 PB: 0 SB: 0 CS: 2	PA: 33					
<b>PITCHER</b>	IP	WLS	BF	H	R	ER	SO	BB	IBB	HBP	BLK	WP	HR	S	P	ERA	WHIP										
60 Jeff Manship, R ERA: 1.29	3.0		11	2	1	1	1	1	0	0	0	0	0	12	16	3.00	1.000										
39 B.J. Rosenberg, R ERA: 1.5	2.0		8	1	0	0	1	1	0	0	0	0	0	9	13	0.00	1.000										
47 Jeremy Horst, L ERA: 5.0	1.0		4	1	0	0	2	0	0	0	0	0	0	8	8	0.00	1.000										
48 Philippe Aumont, R ERA: 5.4	1.0		4	1	0	0	0	0	0	0	0	0	0	4	4	0.00	1.000										
31 Erad Lincoln, R ERA:	2.0		6	2	0	0	1	0	0	0	0	0	0	10	10	0.00	1.000										

**AB 27**  
**R 1**  
**H 2**  
**RBI 1**  
**BB 4**  
**SO 5**  
**LOB 12**



**AB 31**  
**R 1**  
**H 7**  
**RBI 1**  
**BB 2**  
**SO 5**  
**LOB 14**





Batter	1	2	3	4	5	6	7	8	9	AB	R	H	RBI	BB	SO	LOB	TOP			
22 Jason Heyward, L (1,9) 13 Jose Constanza, L (7,7)										4	1	1	1	0	2	1	<b>Atlanta Braves @ Philadelphia Phillies</b> Bright House Field, Clearwater, FL Mon Mar 10 2014, 1:09 PM - 4:07 PM EDT Att: 8,419 - Partly Cloudy - 73 F			
2 B.J. Upton, R (1,8) 86 Matt Lipka, R (7,FR)										4	0	2	0	0	0	0				
5 Freddie Freeman, L (1,3) 59 Ernesto Mejia, R (7,3)										4	1	2	1	0	0	2				
8 Justin Upton, R (1,7) 25 Joey Tordella, S (7,9)										2	0	0	0	2	1	2				
4 Ryan Doumit, S (1,10)										4	1	0	0	1	3	4				
23 Chris Johnson, R (1,5) 67 Elmer Reyes, R (7,6)										4	1	2	2	0	0	2				
26 Dan Uggla, R (1,4) 84 Tommy La Stella, L (6,4)										2	1	1	2	1	1	0				
11 Gerald Laird, R (1,2) 71 José Yépez, R (6,2)										3	0	1	0	0	1	1				
7 Tyler Greene, R (1,6)										4	1	0	0	0	2	1				
<b>Inning Stats</b>	R: 1 E: 0 K: 1 S: 8	H: 2 LOB: 2 BB: 1 P: 14	R: 0 E: 0 K: 3 S: 9	H: 0 LOB: 0 BB: 0 P: 9	R: 0 E: 1 K: 0 S: 3	H: 0 LOB: 0 BB: 0 P: 3	R: 2 E: 0 K: 1 S: 10	H: 3 LOB: 1 BB: 0 P: 13	R: 0 E: 0 K: 2 S: 8	H: 0 LOB: 0 BB: 1 P: 6	R: 5 E: 1 K: 3 S: 14	H: 4 LOB: 2 BB: 1 P: 18	R: 0 E: 0 K: 3 S: 10	H: 1 LOB: 2 BB: 0 P: 14	R: 0 E: 0 K: 0 S: 3	H: 0 LOB: 0 BB: 0 P: 3		1B: 7 2B: 2 3B: 0 HR: 2	SF: 0 SAC: 0 DP: 2 HBP: 0	WP: 0 PB: 0 SB: 2 CS: 0
<b>PITCHER</b>	IP WLS BF H R ER SO BB IBB HBP BLK WP HR S P ERA WHIP	3.2 L 15 3 2 2 5 1 0 0 0 0 1 25 31 4.91 1.091	2.1 11 3 1 1 2 2 0 0 0 0 1 15 26 3.86 2.143	1.0 9 4 5 0 3 1 0 0 0 0 0 14 18 0.00 5.000	1.0 5 1 0 0 3 1 0 0 0 0 0 10 14 0.00 2.000	1.0 3 0 0 0 0 0 0 0 0 0 0 3 3 0.00 0.000														

Batter	1	2	3	4	5	6	7	8	9	AB	R	H	RBI	BB	SO	LOB	BOTTOM			
2 Ben Revere, L (1,8) 24 Clete Thomas, L (6,8)										3	0	0	0	0	0	2	<b>Atlanta Braves @ Philadelphia Phillies</b> Bright House Field, Clearwater, FL Mon Mar 10 2014, 1:09 PM - 4:07 PM EDT Att: 8,419 - Partly Cloudy - 73 F			
11 Jimmy Rollins, S (1,6) 66 Andrés Blanco, S (7,6)										3	0	0	0	0	0	0				
26 Chase Utley, L (1,4) 16 César Hernández, S (7,4)										3	0	1	0	0	0	0				
3 Marlon Byrd, R (1,9) 15 John Mayberry Jr., R (7,9)										2	0	1	0	1	0	0				
6 Ryan Howard, L (1,3) 17 Reid Brignac, L (6,FR)										2	0	0	0	1	0	3				
51 Carlos Ruiz, R (1,2) 29 Cameron Rupp, R (7,2)										2	0	0	0	1	0	1				
9 Dominic Brown, L (1,7) 80 Zach Collier, L (6,7)										3	0	0	0	0	3	1				
53 Bobby Abreu, L (1,10) 64 Tyson Gillies, L (9,PH)										2	0	1	0	1	0	0				
74 Maikel Franco, R (1,5) 28 Kevin Frandsen, R (6,5)										3	0	1	0	0	1	2				
<b>Inning Stats</b>	R: 0 E: 0 K: 0 S: 4	H: 1 LOB: 2 BB: 1 P: 8	R: 0 E: 1 K: 1 S: 6	H: 1 LOB: 1 BB: 1 P: 10	R: 0 E: 0 K: 0 S: 4	H: 1 LOB: 1 BB: 0 P: 4	R: 0 E: 0 K: 1 S: 6	H: 1 LOB: 1 BB: 0 P: 6	R: 0 E: 0 K: 0 S: 2	H: 0 LOB: 1 BB: 1 P: 6	R: 0 E: 0 K: 2 S: 7	H: 0 LOB: 1 BB: 1 P: 11	R: 1 E: 0 K: 0 S: 5	H: 2 LOB: 2 BB: 1 P: 10	R: 0 E: 0 K: 1 S: 5	H: 0 LOB: 0 BB: 0 P: 5		1B: 5 2B: 2 3B: 0 HR: 0	SF: 0 SAC: 0 DP: 2 HBP: 0	WP: 1 PB: 0 SB: 0 CS: 1
<b>PITCHER</b>	IP WLS BF H R ER SO BB IBB HBP BLK WP HR S P ERA WHIP	2.0 W 10 2 0 0 0 0 0 0 0 0 0 4 4 0.00 1.000	1.0 H 4 1 0 0 0 0 0 0 0 0 0 0 6 6 0.00 1.000	1.0 H 4 1 0 0 0 1 0 0 0 0 0 0 3 3 0.00 0.000	1.0 H 3 0 0 0 0 0 0 0 0 0 0 0 3 3 0.00 0.000	1.0 H 3 0 0 0 0 0 1 0 0 0 0 0 2 6 0.00 1.000														



Batter	1	2	3	4	5	6	7	8	9	AB	R	H	RBI	BB	SO	LOB	TOP																			
19 Tony Gwynn Jr., L (1.8) OBP: 0.450, SLG: 0.286 15 John Mayberry Jr., R (7.8) OBP: 0.369, SLG: 0.789	F7			G1-3			BB		G5-3	2	1	0	0	1	0	0	<b>Philadelphia Phillies @ Atlanta Braves</b> Champion Stadium, Lake Buena Vista, FL Tue Mar 11 2014, 1:14 PM - 3:49 PM EDT Att: 8,481 - Sunny - 72 F																			
13 Freddy Galvis, S (1.6) OBP: 0.214, SLG: 0.240 7 Ronny Cedeno, R (7.6) OBP: 0.250, SLG: 0.375	G3-1			F8			L9		K	3	0	0	0	0	0	1																				
3 Marlon Byrd, R (1.9) OBP: 0.393, SLG: 0.538 24 Clete Thomas, L (7, PR) OBP: 0.091, SLG: 0.091	G6-3			K			BB		L7	2	0	0	0	1	1	0																				
6 Ryan Howard, L (1.3) OBP: 0.222, SLG: 0.240 18 Darin Ruf, R (7.3) OBP: 0.400, SLG: 0.520	F9			F7			K			3	0	0	0	0	1	2																				
28 Kevin Frandsen, R (1.10) OBP: 0.182, SLG: 0.182	F9			G5-3			K			3	0	1	1	0	0	0																				
9 Domic Brown, L (1.7) OBP: 0.233, SLG: 0.080 80 Zach Collier, L (7.7) OBP: 0.182, SLG: 0.100	F9			P6			P6			3	0	0	0	0	0	2																				
25 Cody Asche, L (1.5) OBP: 0.280, SLG: 0.381 17 Reid Brignac, L (6.5) OBP: 0.455, SLG: 0.250				K			BB		BB	1	0	0	0	1	1	0																				
16 César Hernández, S (1.4) OBP: 0.176, SLG: 0.125 66 Andrés Blanco, S (8.4) OBP: 0.091, SLG: 0.091				G4-3			G4-6-3		G4-6-3	3	0	0	0	0	0	2																				
21 Wil Nieves, R (1.2) OBP: 0.083, SLG: 0.083 73 Tommy Joseph, R (6.2)				K			G4-3		G5-3	2	0	0	0	0	1	0																				
<b>Inning Stats</b>	R: 0 E: 0 K: 0 S: 3	H: 0 LOB: 0 BB: 0 P: 3	R: 0 E: 0 K: 0 S: 3	H: 0 LOB: 0 BB: 0 P: 3	R: 0 E: 0 K: 2 S: 7	H: 0 LOB: 0 BB: 0 P: 7	R: 0 E: 0 K: 1 S: 5	H: 0 LOB: 0 BB: 0 P: 5	R: 0 E: 0 K: 0 S: 2	H: 0 LOB: 0 BB: 1 P: 6	R: 1 E: 0 K: 1 S: 6	H: 1 LOB: 2 BB: 2 P: 14	R: 0 E: 0 K: 0 S: 3	H: 1 LOB: 0 BB: 0 P: 3	R: 0 E: 0 K: 1 S: 5	H: 0 LOB: 0 BB: 0 P: 5		1B: 2 2B: 0 3B: 0 HR: 0	SF: 0 SAC: 0 DP: 2 HBP: 0	WP: 0 PB: 0 SB: 0 CS: 0	PA: 30															
<b>PITCHER</b>	IP	WLS	BF	H	R	ER	SO	BB	IBB	HBP	BLK	WP	HR	S	P	ERA	WHIP	<b>PITCHER</b>		IP	WLS	BF	H	R	ER	SO	BB	IBB	HBP	BLK	WP	HR	S	P	ERA	WHIP
49 Julio Teheran, R (1.1) ERA: 1.5 80 Añahualpa Severino, L (5.1) ERA: 11.25 38 Anthony Varvaro, R (6.1) ERA: 10.13 46 Craig Kimbrel, R (7.1) ERA: 1.8 65 Juan Jaime, R (8.1) ERA: 1.8	4.0		12	0	0	0	3	0	0	0	0	0	0	18	18	0.00	0.000	53 Cory Gearrin, R (9.1) ERA: 2.84		1.0		3	0	0	0	1	0	0	0	0	5	5	0.00	0.000		

Batter	1	2	3	4	5	6	7	8	9	AB	R	H	RBI	BB	SO	LOB	BOTTOM																			
22 Jason Heyward, L (1.9) OBP: 0.419, SLG: 0.690 86 Matt Lipka, R (7.8) OBP: 0.370, SLG: 0.292	1B			BB			G6-3		G6-3	2	1	2	0	1	0	0	<b>Philadelphia Phillies @ Atlanta Braves</b> Champion Stadium, Lake Buena Vista, FL Tue Mar 11 2014, 1:14 PM - 3:49 PM EDT Att: 8,481 - Sunny - 72 F																			
8 Justin Upton, R (1.7) OBP: 0.348, SLG: 0.263 85 Edward Salcedo, R (5.5) OBP: 0.235, SLG: 0.500	F9			P4			HR		P4	2	0	0	0	0	0	2																				
5 Freddie Freeman, L (1.3) OBP: 0.494, SLG: 0.462 68 Mark Hamilton, L (7.3) OBP: 0.200, SLG: 0.333	P6			G6-3			F8		K	3	0	0	0	0	1	0																				
24 Evan Gattis, R (1.10) OBP: 0.214, SLG: 0.321	F9			K			P2			4	1	1	0	0	1	1																				
23 Chris Johnson, R (1.5) OBP: 0.300, SLG: 0.379 13 Jose Constanza, L (5.7) OBP: 0.400, SLG: 0.429	G4-3			G6-3			BB		G4-3	2	0	0	0	0	0	0																				
26 Dan Uggla, R (1.4) OBP: 0.448, SLG: 0.591 69 Phil Gosselin, R (6, PR) OBP: 0.231, SLG: 0.385	G6-3			HR			BB		HR	3	1	2	1	0	0	0																				
19 Andrelton Simmons, R (1.6) OBP: 0.344, SLG: 0.307 67 Elmer Reyes, R (7.6) OBP: 0.250, SLG: 0.313	P2			G6-3			BB		G4-3	2	0	0	0	0	0	0																				
17 Jordan Schafer, L (1.8) OBP: 0.258, SLG: 0.400 20 Todd Cunningham, R (7.9) OBP: 0.253, SLG: 0.585	G3-1			HR			BB		HR	3	0	2	1	0	0	0																				
58 Christian Bethancourt, R (1.2) OBP: 0.250, SLG: 0.250 83 Steven Lerud, L (7.2) OBP: 0.667, SLG: 0.667	F7			G4-3			BB		K	1	0	0	0	0	1	0																				
<b>Inning Stats</b>	R: 0 E: 0 K: 0 S: 4	H: 1 LOB: 1 BB: 0 P: 4	R: 0 E: 0 K: 0 S: 3	H: 0 LOB: 0 BB: 0 P: 3	R: 0 E: 0 K: 1 S: 5	H: 0 LOB: 0 BB: 0 P: 5	R: 1 E: 0 K: 0 S: 5	H: 2 LOB: 0 BB: 0 P: 8	R: 5 E: 0 K: 1 S: 12	H: 6 LOB: 2 BB: 0 P: 12	R: 0 E: 0 K: 1 S: 5	H: 0 LOB: 0 BB: 0 P: 5	R: 3 E: 0 K: 1 S: 8	H: 3 LOB: 0 BB: 0 P: 9	R: 0 E: 0 K: 1 S: 5	H: 0 LOB: 0 BB: 0 P: 5		1B: 6 2B: 3 3B: 1 HR: 3	SF: 0 SAC: 0 DP: 1 HBP: 0	WP: 0 PB: 0 SB: 0 CS: 0	PA: 36															
<b>PITCHER</b>	IP	WLS	BF	H	R	ER	SO	BB	IBB	HBP	BLK	WP	HR	S	P	ERA	WHIP	<b>PITCHER</b>		IP	WLS	BF	H	R	ER	SO	BB	IBB	HBP	BLK	WP	HR	S	P	ERA	WHIP
78 David Buchanan, R (1.1) ERA: 1.5 61 Sean O'Sullivan, R (4.1) ERA: 7.04 75 Kyle Simon, R (6.1) ERA: 1.59 59 Antonio Bastardo, L (7.1) ERA: 1.59 63 Jake Diekmann, L (8.1) ERA: 9.0	3.0		15	8	6	6	1	0	0	0	0	0	2	19	22	20.25	3.000	53 Cory Gearrin, R (9.1) ERA: 2.84		1.0		3	0	0	0	1	0	0	0	5	5	0.00	0.000			



Batter	1	2	3	4	5	6	7	8	9	AB	R	H	RBI	BB	SO	LOB	TOP							
2 Ben Revere, L (1, 8) OBP: 0.333, SLG: 0.370 15 John Mayberry Jr., R (6, 8) OBP: 0.350, SLG: 0.750	0-0 26 G3 13 BB 3B	0-0 13 BB 3B		0-0 SF8		4-0 7 G5-4-3 BB		0-0 P5		2 2 2 1 1 0 0 1 0 0 0 0 0 0														
13 Freddy Galvis, S (1, 6) OBP: 0.258, SLG: 0.333 7 Ronny Cedeno, R (5, 6) OBP: 0.300, SLG: 0.333	4-0 26 G3 9 BB 3B	0-0 3B		0-0 G4-6-3		0-0 G5-4-3		4-0 18 BB 28 1B BB	2 1 1 1 1 0 1 1 0 0 0 1 0 2															
26 Chase Utley, L (1, 4) OBP: 0.217, SLG: 0.182 28 Kevin Frandsen, R (5, PR) OBP: 0.208, SLG: 0.208	0-0 G3	0-0 G6-3			0-0 6 1B		0-0 G6-3	0-0 18 BB 1B	3 0 1 0 0 0 3 2 0 1 0 0 0 0															
6 Ryan Howard, L (1, 10) OBP: 0.267, SLG: 0.259 64 Tyson Gillies, L (5, PR) OBP: 0.222, SLG: 0.250	4-0 9 BB 3B		0-3 K		0-0 1B		0-0 2B	0-3 K	2 1 1 0 1 1 0 2 0 1 0 0 1 2															
18 Darin Ruf, R (1, 3) OBP: 0.371, SLG: 0.448	0-0 P3		0-3 K		0-0 1B		0-0 G5-3	4-0 1B	4 0 0 0 1 1 6															
9 Dornic Brown, L (1, 7) OBP: 0.242, SLG: 0.179 24 Clete Thomas, L (5, 7) OBP: 0.154, SLG: 0.083	0-0 3B		0-0 L1		0-0 F8		4-0 BB	0-3 K	3 0 1 3 0 0 2 1 0 0 0 1 1 3															
29 Cameron Rupp, R (1, 2) OBP: 0.333, SLG: 0.500 21 Wil Nieves, R (7, 2) OBP: 0.077, SLG: 0.077	0-0 G1-3			0-0 53 2B 74 1B		0-3 K	0-0 F8	0-0 F7	4 1 1 0 0 1 5 1 0 0 0 0 0 3															
53 Bobby Abreu, L (1, 9) OBP: 0.419, SLG: 0.348 80 Zach Collier, L (8, 7) OBP: 0.182, SLG: 0.100		4-0 74 G6-4-3 BB		0-0 74 1B 2 SF8		0-0 3B		0-0 G3	3 1 2 0 1 0 0 0 0 0 0 0 0 0															
74 Maikel Franco, R (1, 5) OBP: 0.258, SLG: 0.207		0-0 G6-4-3		0-0 13 G4-6-3 1B		0-3 K		0-0 F8	4 0 1 1 0 1 2															
<b>Inning Stats</b>	R: 3 E: 0 K: 0 S: 5	H: 2 LOB: 1 BB: 2 P: 13	R: 1 E: 0 K: 0 S: 4	H: 2 LOB: 1 BB: 1 P: 8	R: 0 E: 0 K: 2 S: 7	H: 0 LOB: 0 BB: 0 P: 7	R: 2 E: 0 K: 0 S: 5	H: 3 LOB: 0 BB: 0 P: 5	R: 0 E: 0 K: 1 S: 7	H: 2 LOB: 2 BB: 0 P: 7	R: 0 E: 0 K: 1 S: 5	H: 1 LOB: 1 BB: 1 P: 9	R: 0 E: 0 K: 0 S: 4	H: 1 LOB: 2 BB: 1 P: 8	R: 0 E: 0 K: 0 S: 3	H: 0 LOB: 0 BB: 0 P: 3	R: 0 E: 0 K: 2 S: 8	H: 1 LOB: 3 BB: 2 P: 16	1B: 6 2B: 2 3B: 4 HR: 0	SF: 1 SAC: 0 DP: 3 HBP: 0	WP: 0 PB: 0 SB: 0 CS: 0	PA: 43		
<b>PITCHER</b>	IP WLS BF H R ER SO BB IBB HBP BLK WP HR S P ERA WHIP	31 Ubaldo Jimenez, R (1, 1) ERA: 9.0 53 Zack Britton, L (3, 1) ERA: 1.29 74 Eduardo Rodriguez, L (4, 1) ERA: 12.3 56 Darren O'Day, R (6, 1) ERA: 52 Steve Johnson, R (7, 1) ERA: 2.57	1.0 2.0 3.0 4.0 5.0 6.0 7.0 8.0	2.0 3.0 4.0 5.0 6.0 7.0 8.0	3.0 4.0 5.0 6.0 7.0 8.0	4.0 5.0 6.0 7.0 8.0	5.0 6.0 7.0 8.0	6.0 7.0 8.0	7.0 8.0	8.0	61 Kelvin De La Cruz, L (9, 1) ERA:	1.0 2.0 3.0 4.0 5.0 6.0 7.0 8.0	2.0 3.0 4.0 5.0 6.0 7.0 8.0	3.0 4.0 5.0 6.0 7.0 8.0	4.0 5.0 6.0 7.0 8.0	5.0 6.0 7.0 8.0	6.0 7.0 8.0	7.0 8.0	8.0	9.0 10.0 11.0 12.0 13.0 14.0 15.0 16.0	18.00 0.00 9.00 0.00 0.00 0.00	3.500 0.000 2.500 2.000 1.000	0.00 3.000	

Philadelphia Phillies @ Baltimore Orioles  
Ed Smith Stadium, Sarasota, FL  
Wed Mar 12 2014, 1:09 PM - 4:17 PM EDT  
Att: 7,010 - Cloudy - 75 F

livebaseballscores.com

AB	35
R	6
H	12
RBI	6
BB	7
SO	6
LOB	29



Batter	1	2	3	4	5	6	7	8	9	AB	R	H	RBI	BB	SO	LOB	BOTTOM					
9 David Lough, L (1, 8) OBP: 0.320, SLG: 0.435 38 Xavier Paul, L (6, 9) OBP: 0.333, SLG: 0.350	0-0 G3		1-3 K		0-3 K		0-3 K		0-0 P4	3 0 0 0 0 2 1 2 0 0 0 0 1 2												
1 Jamie Weeks, S (1, 4) OBP: 0.370, SLG: 0.211 12 Alexi Casilla, S (6, 4) OBP: 0.350, SLG: 0.421	0-0 F8		1-0 21 HBP		0-0 21 CS			0-0 G6-3	2 0 1 0 0 0 0 1 0 0 0 0 0 0													
21 Nick Markakis, L (1, 9) OBP: 0.545, SLG: 0.810 34 Quintin Berry, L (6, 8) OBP: 0.350, SLG: 0.421	0-0 G6-3		1-0 19 G4-6-3 HBP		1-0 G4-3			0-0 G6-3	2 0 0 0 0 0 1 1 0 0 0 0 0 0													
19 Chris Davis, L (1, 3) OBP: 0.545, SLG: 0.895 51 Henry Urrutia, L (6, PR) OBP: 0.294, SLG: 0.313		0-0 23 2B 3 SF8		0-0 G4-6-3		4-0 3 G4-6-3 BB		0-0 F7	2 1 1 0 1 0 3 1 0 0 0 0 0 0													
23 Nelson Cruz, R (1, 7) OBP: 0.500, SLG: 0.588 67 Michael Almanzar, R (7, 5) OBP: 0.364, SLG: 0.600		0-0 3 SF8			0-0 P3		0-0 F7	4-0 36 HR BB	3 0 1 0 0 0 1 0 1 0 0 1 0 0													
3 Ryan Flaherty, L (1, 5) OBP: 0.345, SLG: 0.480 28 Steve Pearce, R (7, 3) OBP: 0.357, SLG: 0.500		0-0 SF8			0-3 K		0-0 G4-6-3	0-0 F8	2 0 0 1 0 1 1 1 0 0 0 0 0 1													
2 J.J. Hardy, R (1, 6) OBP: 0.455, SLG: 0.600 48 Johnny Monell, L (7, PR) OBP: 0.438, SLG: 0.571		0-0 F7			0-0 L6			0-0 F9	3 0 1 0 0 0 1 1 0 0 0 0 0 1													
45 Steve Clevenger, L (1, 2) OBP: 0.526, SLG: 0.625 36 Alex Gonzalez, R (8, 6) OBP: 0.389, SLG: 0.778		0-0 G4-3			4-0 14 HR BB			0-0 HR	2 1 1 0 1 0 1 1 1 1 2 0 0 0													
14 Nolan Reimold, R (1, 10) OBP: 0.455, SLG: 0.471			0-0 21 1B 9 S		3-1 HR			0-0 BB	3 1 2 2 1 0 2													
<b>Inning Stats</b>	R: 0 E: 0 K: 0 S: 3	H: 0 LOB: 0 BB: 0 P: 3	R: 1 E: 0 K: 0 S: 5	H: 2 LOB: 1 BB: 0 P: 5	R: 0 E: 0 K: 1 S: 5	H: 1 LOB: 2 BB: 0 P: 8	R: 0 E: 0 K: 1 S: 5	H: 0 LOB: 0 BB: 0 P: 5	R: 2 E: 0 K: 1 S: 7	H: 2 LOB: 1 BB: 1 P: 15	R: 0 E: 0 K: 0 S: 2	H: 0 LOB: 1 BB: 1 P: 6	R: 0 E: 0 K: 1 S: 6	H: 2 LOB: 1 BB: 0 P: 6	R: 0 E: 0 K: 0 S: 3	H: 0 LOB: 0 BB: 0 P: 3	R: 2 E: 0 K: 0 S: 5	H: 1 LOB: 1 BB: 2 P: 16	1B: 5 2B: 2 3B: 0 HR: 2	SF: 1 SAC: 0 DP: 3 HBP: 2	WP: 0 PB: 0 SB: 1 CS: 1	PA: 37
<b>PITCHER</b>	IP WLS BF H R ER SO BB IBB HBP BLK WP HR S P ERA WHIP	34 A.J. Burnett, R (1, 1) ERA: 10.0 50 Shawn Camp, R (5, 1) ERA: 48 Phillippe Aumont, R (6, 1) ERA: 4.5 52 Kevin Munson, R (7, 1) ERA: 1.29 56 Cesar Jimenez, L (8, 1) ERA: 5.4	4.0 1.0 1.0 1.0 2.0	3.0 3.0 3.0 4.0 9.0	4.0 3.0 3.0 4.0 9.0	5.0 4.0 4.0 5.0 9.0	6.0 5.0 5.0 6.0 9.0	7.0 6.0 6.0 7.0 9.0	8.0 7.0 7.0 8.0 9.0	9.0		4.0 1.0 1.0 1.0 2.0	5.0 3.0 3.0 4.0 9.0	6.0 5.0 5.0 6.0 9.0	7.0 6.0 6.0 7.0 9.0	8.0 7.0 7.0 8.0 9.0	9.0	10.0 11.0 12.0 13.0 14.0 15.0 16.0 17.0 18.0 19.0 20.0	6.75 0.00 0.00 0.00 9.00	1.250 1.000 2.000 1.000 1.500		

Philadelphia Phillies @ Baltimore Orioles  
Ed Smith Stadium, Sarasota, FL  
Wed Mar 12 2014, 1:09 PM - 4:17 PM EDT  
Att: 7,010 - Cloudy - 75 F

livebaseballscores.com

AB	30
R	5
H	8
RBI	5
BB	4
SO	4
LOB	15





Batter	1	2	3	4	5	6	7	8	9	AB	R	H	RBI	BB	SO	LOB	TOP										
22 Jacoby Ellsbury, L OBP: 0.320, SLG: 0.350 97 Mason Williams, L OBP: 0.211, SLG: 0.294	F8			G4-3			HR		F9	3	1	1	1	0	0	0	<b>New York Yankees @ Philadelphia Phillies</b> Bright House Field, Clearwater, FL Thu Mar 13 2014, 1:09 PM - 3:40 PM EDT Att: 9,003 - Sunny - 56 F										
31 Ichiro Suzuki, L OBP: 0.217, SLG: 0.143 94 Taylor Dugas, L	G1-3			F7			G6-3		K	3	0	0	0	0	0	0											
25 Mark Teixeira, S OBP: 0.250, SLG: 0.200 87 Francisco Arcia, L OBP: 0.333, SLG: 0.500	G1-3			L5			BB		F8	2	0	0	0	1	0	0											
33 Kelly Johnson, L OBP: 0.423, SLG: 0.591 78 Rob Segedin, R		K			G4-3		2B			3	0	1	0	0	1	0											
29 Francisco Cervelli, R OBP: 0.524, SLG: 1.000 96 Peter O'Brien, R		G5-3			G6-3		2B			3	0	1	1	0	0	0											
89 Yanerjis Solarte, S OBP: 0.500, SLG: 0.818 79 Carmen Angelini, R		G3			G4-3		1B			3	0	0	0	0	1	2											
24 Scott Sizemore, R OBP: 0.462, SLG: 0.400 99 Rob Refsnyder, R				G4-3			1B		F9	2	0	1	0	0	0	0											
81 Ramón Flores, L OBP: 0.143, SLG: 0.300 76 Ben Gamel, L				K			P4		P6	2	0	0	0	0	1	1											
53 Austin Romine, R OBP: 0.273, SLG: 0.238				G5-3			G6-4-3		G5-3	3	0	0	0	0	0	1											
<b>Inning Stats</b>	R: 0 E: 0 K: 0 S: 3	H: 0 LOB: 0 BB: 0 P: 3	R: 0 E: 0 K: 1 S: 5	H: 0 LOB: 0 BB: 0 P: 5	R: 0 E: 0 K: 1 S: 5	H: 0 LOB: 0 BB: 0 P: 5	R: 0 E: 0 K: 0 S: 3	H: 1 LOB: 0 BB: 0 P: 3	R: 2 E: 0 K: 1 S: 7	H: 3 LOB: 2 BB: 1 P: 12	R: 0 E: 0 K: 0 S: 3	H: 0 LOB: 0 BB: 0 P: 3	R: 0 E: 0 K: 1 S: 5	H: 0 LOB: 0 BB: 0 P: 5	1B: 2 2B: 1 3B: 0 HR: 1	SF: 0 SAC: 0 DP: 1 HBP: 0		WP: 0 PB: 0 SB: 0 CS: 0	PA: 30								
<b>PITCHER</b>	IP	WLS	BF	H	R	ER	SO	BB	IBB	HBP	BLK	WP	HR	S	P	ERA	WHIP										
27 Roberto Hernandez, R ERA: 2.03	5.0	W	16	1	0	0	2	0	0	0	0	0	0	20	20	0.00	0.200										
47 Jeremy Horst, L ERA: 9.64	1.2	H	6	2	2	2	0	1	0	0	0	0	1	5	10	10.80	1.800										
76 Ken Giles, R ERA: 2.08	1.1	H	5	1	0	0	1	0	0	0	0	0	0	7	7	0.00	0.750										
31 Brad Lincoln, R ERA:	1.0		3	0	0	0	1	0	0	0	0	0	0	5	5	0.00	0.000										

Batter	1	2	3	4	5	6	7	8	9	AB	R	H	RBI	BB	SO	LOB	BOTTOM										
2 Ben Revere, L OBP: 0.353, SLG: 0.387 19 Tony Gwynn Jr., L OBP: 0.450, SLG: 0.286	G4-3			B3-4			G3-1			4	1	2	0	0	0	0	<b>New York Yankees @ Philadelphia Phillies</b> Bright House Field, Clearwater, FL Thu Mar 13 2014, 1:09 PM - 3:40 PM EDT Att: 9,003 - Sunny - 56 F										
26 Chase Utley, L OBP: 0.231, SLG: 0.200 28 Kevin Frandsen, R OBP: 0.240, SLG: 0.240	G4-3			1B			G5-3			3	1	1	0	0	0	1											
3 Marlon Byrd, R OBP: 0.387, SLG: 0.517 24 Clete Thomas, L OBP: 0.214, SLG: 0.154	F9			1B			F7			3	1	1	1	0	0	1											
6 Ryan Howard, L OBP: 0.273, SLG: 0.267 17 Reid Brignac, L OBP: 0.500, SLG: 0.444	K2-3			1B			K			3	0	1	1	0	2	1											
51 Carlos Ruiz, R OBP: 0.455, SLG: 0.667 73 Tommy Joseph, R OBP: 0.286, SLG: 0.333				G6-4-3			K			3	0	1	0	0	1	1											
9 Dominic Brown, L OBP: 0.306, SLG: 0.233 64 Tyson Gillies, L OBP: 0.200, SLG: 0.222				1B			CS			2	0	2	0	1	0	0											
18 Darin Ruf, R OBP: 0.359, SLG: 0.455				K			K			4	0	1	0	0	2	3											
25 Cody Asche, L OBP: 0.250, SLG: 0.333 74 Maikel Franco, R OBP: 0.250, SLG: 0.200				K			G4-3			3	0	0	0	0	2	2											
13 Freddy Galvis, S OBP: 0.235, SLG: 0.300				K			K			3	0	0	0	0	3	2											
<b>Inning Stats</b>	R: 0 E: 0 K: 1 S: 6	H: 1 LOB: 1 BB: 0 P: 6	R: 0 E: 0 K: 3 S: 11	H: 2 LOB: 2 BB: 0 P: 11	R: 3 E: 0 K: 0 S: 7	H: 6 LOB: 2 BB: 0 P: 8	R: 0 E: 0 K: 1 S: 5	H: 0 LOB: 0 BB: 0 P: 5	R: 0 E: 0 K: 2 S: 6	H: 0 LOB: 1 BB: 1 P: 10	R: 0 E: 0 K: 2 S: 7	H: 0 LOB: 0 BB: 0 P: 7	R: 3 E: 1 K: 0 S: 7	H: 4 LOB: 1 BB: 0 P: 7	1B: 10 2B: 4 3B: 0 HR: 0	SF: 0 SAC: 0 DP: 2 HBP: 0		WP: 1 PB: 0 SB: 0 CS: 1	PA: 35								
<b>PITCHER</b>	IP	WLS	BF	H	R	ER	SO	BB	IBB	HBP	BLK	WP	HR	S	P	ERA	WHIP										
47 Ivan Nova, R ERA: 5.4	5.0	L	22	9	3	3	6	1	0	0	0	0	0	6	10	0.00	1.000										
90 Shane Greene, R ERA: 3.0	1.0		3	0	0	0	2	0	0	0	0	0	0	7	7	0.00	0.000										
Bryan Mitchell, R ERA:	1.0		3	0	0	0	2	0	0	0	0	0	0	5	5	40.50	6.000										
38 Preston Claiborne, R ERA: 5.79	0.2		5	4	3	3	0	0	0	0	0	0	0	2	2	0.00	0.000										
84 Mark Montgomery, R ERA:	0.1		2	0	0	0	0	0	0	0	0	0	0	2	2	0.00	0.000										



Batter	1	2	3	4	5	6	7	8	9	AB	R	H	RBI	BB	SO	LOB	TOP						
19 Tony Gwynn Jr., L OBP: 0.440, SLG: 0.278	E2 11 G6-3 26 S G3-1		G3			G6-4-3 26 1B 1-2			G5-3 21 G5-3 16 BB 1-2 2-3 HBP	4	1	1	0	0	0	3	Philadelphia Phillies @ Pittsburgh Pirates McKeanie Field, Bradenton, FL Fri Mar 14 2014, 1:07 PM - 4:02 PM EDT Att: 7,930 - Sunny - 73 F						
11 Jimmy Rollins, S OBP: 0.281, SLG: 0.263 7 Ronny Cedeno, R OBP: 0.273, SLG: 0.300	G6-3 1-3		K		F8		G4-3	F3	4	0	0	0	0	1	3	1		0	0	0	0	3	
26 Chase Utley, L OBP: 0.233, SLG: 0.297 16 César Hernández, S OBP: 0.222, SLG: 0.125	G3-1 3-H			E4 6 G4-3 18 2B 51 G6-3		1B 1-3 2-H	G6-3		4	1	1	2	0	0	0	0		0	0	0	0	0	0
51 Carlos Ruiz, R OBP: 0.385, SLG: 0.545 21 Wil Nieves, R OBP: 0.071, SLG: 0.071	G6-3		G6-3	G6-3	G1-3		G5-3	G5-3 2-3 2-3	4	0	0	0	0	0	2	1		0	0	0	0	3	
6 Ryan Howard, L OBP: 0.270, SLG: 0.353 17 Reid Brignac, L OBP: 0.500, SLG: 0.444		K		G4-3 2-3		HR		K	4	1	1	1	0	2	1	0		0	0	0	0	0	
18 Darin Ruf, R OBP: 0.372, SLG: 0.486 24 Clete Thomas, L OBP: 0.214, SLG: 0.154	F9					1B 15 1B 9 BB		F7	4	0	2	1	0	0	0	0		0	0	0	0	0	
9 Dominic Brown, L OBP: 0.350, SLG: 0.250						BB 15 1B 1-2		F8	2	0	1	0	2	0	0	0							
15 John Mayberry Jr., R OBP: 0.375, SLG: 0.696	FC4-6 1-2			FC6-4 1-2					3	1	1	0	1	0	3								
25 Cody Asche, L OBP: 0.281, SLG: 0.333			L8			1B 19 1B 26 1B			3	1	1	0	1	1	3								
<b>Inning Stats</b>	R: 1 E: 1 K: 0 S: 4	H: 0 LOB: 0 BB: 0 P: 5	R: 0 E: 0 K: 1 S: 6	H: 1 LOB: 1 BB: 0 P: 6	R: 0 E: 0 K: 1 S: 5	H: 0 LOB: 0 BB: 0 P: 5	R: 1 E: 1 K: 0 S: 5	H: 3 LOB: 1 BB: 0 P: 9	R: 1 E: 0 K: 1 S: 7	H: 3 LOB: 2 BB: 1 P: 11	R: 0 E: 0 K: 0 S: 3	H: 0 LOB: 0 BB: 0 P: 3	R: 0 E: 0 K: 1 S: 5	H: 0 LOB: 0 BB: 3 P: 5	R: 1 E: 0 K: 0 S: 2	H: 0 LOB: 2 BB: 3 P: 15	1B: 6 2B: 1 3B: 0 HR: 1	SF: 0 SAC: 0 DP: 2 HBP: 1	WP: 0 PB: 0 SB: 1 CS: 0	PA: 40			
<b>PITCHER</b>	IP	WLS	BF	H	R	ER	SO	BB	IBB	HBP	BLK	WP	HR	S	P	ERA	WHIP						
58 Brandon Crompton, R ERA: 3.38	4.0		17	2	2	0	2	1	0	0	0	0	0	0	25	0.00	0.750						
35 Mark Melancon, R ERA: 3.0	1.0		5	3	1	1	0	0	0	0	0	0	0	5	5	9.00	3.000						
68 Jay Jackson, R ERA: 2.25	2.0		9	3	1	1	1	1	0	0	0	0	1	10	14	4.50	2.000						
52 Andy Oliver, L ERA: 6.0	1.0	W	3	0	0	0	1	0	0	0	0	0	0	5	5	0.00	0.000						
77 Yao-Hsun Yang, L ERA: 6.75	0.0		3	0	1	1	0	2	0	1	0	0	0	0	9	∞	∞						
27 Josh Kinney, R ERA: 3.0	1.0		3	0	0	0	0	1	0	0	0	0	0	2	6	0.00	1.000						

Batter	1	2	3	4	5	6	7	8	9	AB	R	H	RBI	BB	SO	LOB	BOTTOM				
6 Starling Marte, R OBP: 0.323, SLG: 0.310 79 Brent Morel, R OBP: 0.190, SLG: 0.190	G5-3		G6-4-3 22 G6-4-3 18 1B 2-3		G3			G5-3 22 BB 70 1B 95 SF9 1-3	3	0	1	0	0	0	0	0	Philadelphia Phillies @ Pittsburgh Pirates McKeanie Field, Bradenton, FL Fri Mar 14 2014, 1:07 PM - 4:02 PM EDT Att: 7,930 - Sunny - 73 F				
18 Neil Walker, S OBP: 0.250, SLG: 0.217 70 Michael Martinez, S OBP: 0.429, SLG: 0.450	G4-3		G6-4-3 22 G6-4-3 1B 1-2		L3		G5-3 22 BB 18 1B 95 SF9 1-2	3	0	1	1	0	0	0	0	1					
22 Andrew McCutchen, R OBP: 0.553, SLG: 1.045 22 Mel Rojas Jr., S OBP: 0.400, SLG: 0.667	HR		G6-4-3 1-2 2-3			G5-4-3 23 G5-4-3 1B 1-2	G5-3 95 SF9 18 1B BB 1-2 2-3	3	1	2	1	0	0	2	0	1					
24 Pedro Alvarez, L OBP: 0.355, SLG: 0.571 95 Junior Sosa, L OBP: 0.250, SLG: 0.250	G6-3		K			K	SF9	3	0	0	0	0	2	2	0	0					
23 Travis Snider, L OBP: 0.333, SLG: 0.583 18 Willy Garcia, R OBP: 0.250, SLG: 0.250						G5-4-3 1-2	G5-3 78 FC4-6 1B 2-H 3-H	3	0	2	0	0	0	1	1	0					
26 Tony Sanchez, R OBP: 0.375, SLG: 0.636 78 Omar Santos, R OBP: 0.250, SLG: 0.250	P4						FC4-6 57 G4-6-3 1B 1-2	2	0	0	0	0	1	2	0	1					
57 Andrew Lambo, L OBP: 0.167, SLG: 0.074	K						FC1-6 57 FC1-6	4	0	0	0	0	1	4							
69 Chris McGuiness, L OBP: 0.320, SLG: 0.348 3 Travis Ishikawa, L OBP: 0.273, SLG: 0.444	P6							2	0	0	0	0	0	2	1	0					
12 Clint Barmes, R OBP: 0.211, SLG: 0.316 59 Robert Andino, R OBP: 0.208, SLG: 0.217							F8 79 1B 70 1B	2	1	1	0	0	0	0	0	0					
<b>Inning Stats</b>	R: 1 E: 0 K: 0 S: 5	H: 1 LOB: 0 BB: 0 P: 8	R: 0 E: 0 K: 1 S: 6	H: 1 LOB: 1 BB: 0 P: 6	R: 1 E: 0 K: 1 S: 7	H: 3 LOB: 1 BB: 0 P: 7	R: 0 E: 0 K: 1 S: 6	H: 1 LOB: 1 BB: 0 P: 6	R: 0 E: 0 K: 1 S: 5	H: 1 LOB: 0 BB: 0 P: 5	R: 0 E: 0 K: 1 S: 5	H: 1 LOB: 0 BB: 0 P: 5	R: 0 E: 0 K: 0 S: 7	H: 4 LOB: 1 BB: 1 P: 11	1B: 9 2B: 2 3B: 0 HR: 1	SF: 1 SAC: 0 DP: 3 HBP: 0	WP: 0 PB: 0 SB: 0 CS: 0	PA: 34			
<b>PITCHER</b>	IP	WLS	BF	H	R	ER	SO	BB	IBB	HBP	BLK	WP	HR	S	P	ERA	WHIP				
60 Jeff Manship, R ERA: 1.8	4.0		17	6	2	2	3	0	0	0	0	0	0	4	4	0.00	1.000				
30 Justin De Fratus, R ERA: 1.8	1.0	H	4	1	0	0	0	0	0	0	0	0	0	4	4	0.00	1.000				
63 Jake Diekman, L ERA: 7.5	1.0	H	2	0	0	0	1	0	0	0	0	0	0	4	4	0.00	0.000				
39 B.J. Rosenberg, R ERA: 6.14	1.1	L	9	5	4	4	1	1	0	0	0	0	0	10	14	27.00	4.500				
77 Mario Hollands, L ERA: 1.28	0.2		2	0	0	0	0	0	0	0	0	0	0	2	2	0.00	0.000				







Batter	1	2	3	4	5	6	7	8	9	AB	R	H	RBI	BB	SO	LOB	TOP											
6 Starling Marte, R OBP: 0.353, SLG: 0.355 70 Michael Martinez, S OBP: 0.423, SLG: 0.460 (7, 8)	G1-3		2B		HBP		K		K	2	2	1	0	0	0	0												
18 Neil Walker, S OBP: 0.351, SLG: 0.385 91 Jonathan Schwind, R (7, 9)	G4-3		HBP		1B		HR		G5-3	3	2	2	2	0	0	0												
22 Andrew McCutchen, R OBP: 0.533, SLG: 1.000 5 Josh Harrison, R OBP: 0.417, SLG: 0.682 (7, 4)	G6-3		1B		1B		HBP			3	0	2	1	0	0	0												
3 Travis Ishikawa, L OBP: 0.438, SLG: 0.538 69 Chris McGuiness, L OBP: 0.296, SLG: 0.320 (7, 3)			1B		1B		K			3	1	2	1	0	0	2												
79 Brent Morel, R OBP: 0.167, SLG: 0.167 59 Robert Andino, R OBP: 0.214, SLG: 0.259 (7, 6)	G5-3				G6-3		F9		F8	3	0	0	0	0	0	3												
57 Andrew Lamb, L OBP: 0.147, SLG: 0.065 (1, 10)	G4-3				G3				G3-1	4	0	0	0	0	0	1												
26 Tony Sanchez, R OBP: 0.345, SLG: 0.556 15 Chase d'Arnaud, R OBP: 0.333, SLG: 0.667 (7, 5)			1B		G6-3		K2-3		G6-3	3	0	1	1	0	1	0												
14 Jaff Decker, L OBP: 0.200, SLG: 0.276 Quincy Latimore, R (7, 7)	CS		G6-3		K				G1-3	3	0	1	0	0	1	0												
10 Jordy Mercer, R OBP: 0.370, SLG: 0.238 78 Omar Santos, R OBP: 0.222, SLG: 0.222 (7, 2)			F9		F9		K		K	3	0	0	0	0	1	1												
<b>Inning Stats</b>	R: 0 E: 0 K: 0 S: 3	H: 0 LOB: 0 BB: 0 P: 3	R: 1 E: 0 K: 0 S: 4	H: 2 LOB: 0 BB: 0 P: 5	R: 1 E: 0 K: 0 S: 5	H: 2 LOB: 2 BB: 0 P: 6	R: 0 E: 0 K: 0 S: 3	H: 0 LOB: 0 BB: 0 P: 3	R: 2 E: 0 K: 1 S: 8	H: 3 LOB: 2 BB: 0 P: 10	R: 0 E: 0 K: 2 S: 8	H: 1 LOB: 1 BB: 0 P: 8	R: 1 E: 0 K: 2 S: 11	H: 1 LOB: 1 BB: 0 P: 14	R: 0 E: 0 K: 0 S: 3	H: 0 LOB: 0 BB: 0 P: 3	R: 0 E: 0 K: 2 S: 9	H: 0 LOB: 0 BB: 0 P: 9	1B: 7 2B: 1 3B: 0 HR: 1	SF: 0 SAC: 0 DP: 0 HBP: 3	WP: 0 PB: 0 SB: 1 CS: 1	PA: 39						
<b>PITCHER</b>	IP	WLS	BF	H	R	ER	SO	BB	IBB	HBP	BLK	WP	HR	S	P	ERA	WHIP											
61 Sean O'Sullivan, R ERA: 6.17 58 Jonathan Papelbon, R ERA: 4.5 59 Antonio Bastardo, L ERA: 2.57 46 Mike Nesseth, R ERA: 75 Kyle Simon, R ERA:	4.0	L	16	4	2	2	1	0	0	0	0	0	0	0	15	17	4.50	1.000										
19 Tony Gwynn Jr., L OBP: 0.446, SLG: 0.364 (1, 8)			1B		K		G1-6-3			4	0	2	0	0	1	3												
13 Freddy Galvis, S OBP: 0.211, SLG: 0.265 (1, 6)	F7		G1-3		K		G4-3		G3	4	0	0	0	0	1	3												
26 Chase Utley, L OBP: 0.212, SLG: 0.188 17 Reid Brignac, L OBP: 0.462, SLG: 0.400 (7, 4)	K		G4-3		G3		G3		L4	3	0	0	0	0	1	1												
51 Carlos Ruiz, R OBP: 0.379, SLG: 0.520 29 Cameron Rupp, R OBP: 0.313, SLG: 0.467 (8, 2)	F8		G6-3		G6-3		1B		L8	3	0	1	0	0	0	1												
6 Ryan Howard, L OBP: 0.300, SLG: 0.378 24 Clete Thomas, L OBP: 0.200, SLG: 0.143 (8, 7)			1B		1B		F7		G4-3	3	0	2	0	0	0	1												
18 Darin Ruf, R OBP: 0.314, SLG: 0.400 (8, 3)	G5-4-3		FC6-4		FC6-4		G5-3		F8	4	0	0	0	0	0	2												
25 Cody Asche, L OBP: 0.286, SLG: 0.310 (1, 10)	L7				HBP		F9			2	0	0	0	0	0	0												
74 Maikel Franco, R OBP: 0.250, SLG: 0.206 (1, 5)			G6-3		HBP		G6-3		G6-3	3	0	1	0	0	0	0												
15 John Mayberry Jr., R OBP: 0.357, SLG: 0.615 (1, 9)					K		G6-3			2	0	0	0	0	1	2												
<b>Inning Stats</b>	R: 0 E: 0 K: 1 S: 6	H: 1 LOB: 1 BB: 0 P: 7	R: 0 E: 0 K: 0 S: 3	H: 1 LOB: 0 BB: 0 P: 3	R: 0 E: 0 K: 1 S: 5	H: 0 LOB: 1 BB: 0 P: 6	R: 0 E: 0 K: 0 S: 4	H: 1 LOB: 1 BB: 0 P: 4	R: 0 E: 0 K: 1 S: 5	H: 1 LOB: 1 BB: 0 P: 6	R: 0 E: 0 K: 1 S: 7	H: 1 LOB: 1 BB: 0 P: 7	R: 0 E: 0 K: 0 S: 3	H: 0 LOB: 0 BB: 0 P: 3	R: 0 E: 0 K: 0 S: 4	H: 1 LOB: 1 BB: 0 P: 4	R: 0 E: 0 K: 0 S: 3	H: 0 LOB: 0 BB: 0 P: 3	1B: 5 2B: 1 3B: 0 HR: 0	SF: 0 SAC: 0 DP: 2 HBP: 2	WP: 0 PB: 0 SB: 1 CS: 0	PA: 33						
<b>PITCHER</b>	IP	WLS	BF	H	R	ER	SO	BB	IBB	HBP	BLK	WP	HR	S	P	ERA	WHIP											
71 Adam Wilk, L ERA: 0.9 29 Bryson Morris, R ERA: 4.29 46 Phil Irwin, R ERA: 61 Cody Eppley, R ERA: 3.38 74 Zack Thornton, R ERA: 1.29	3.0	W	11	2	0	0	2	0	0	0	0	0	0	9	10	0.00	1.000											
46 Phil Irwin, R ERA: 61 Cody Eppley, R ERA: 3.38 74 Zack Thornton, R ERA: 1.29	2.0	H	8	1	0	0	1	0	0	0	0	0	0	10	10	0.00	0.500											
61 Cody Eppley, R ERA: 3.38 74 Zack Thornton, R ERA: 1.29	1.0		4	1	0	0	0	0	0	0	0	0	0	4	4	0.00	1.000											
74 Zack Thornton, R ERA: 1.29	1.0		3	0	0	0	0	0	0	0	0	0	0	3	3	0.00	0.000											

**Pittsburgh Pirates @ Philadelphia Phillies**  
**Bright House Field, Clearwater, FL**  
Sun Mar 16 2014, 1:09 PM - 3:49 PM EDT  
Att: 10,544 - Sunny - 79 F

livebaseballscorecards.com

**AB 35**  
**R 5**  
**H 9**  
**RBI 5**  
**BB 0**  
**SO 7**  
**LOB 9**

**P**

Batter	1	2	3	4	5	6	7	8	9	AB	R	H	RBI	BB	SO	LOB	BOTTOM										
19 Tony Gwynn Jr., L OBP: 0.446, SLG: 0.364 (1, 8)			K		G1-6-3					4	0	2	0	0	1	3											
13 Freddy Galvis, S OBP: 0.211, SLG: 0.265 (1, 6)	F7		G1-3		K		G4-3		G3	4	0	0	0	0	1	3											
26 Chase Utley, L OBP: 0.212, SLG: 0.188 17 Reid Brignac, L OBP: 0.462, SLG: 0.400 (7, 4)	K		G4-3		G3		G3		L4	3	0	0	0	0	1	1											
51 Carlos Ruiz, R OBP: 0.379, SLG: 0.520 29 Cameron Rupp, R OBP: 0.313, SLG: 0.467 (8, 2)	F8		G6-3		G6-3		1B		L8	3	0	1	0	0	0	1											
6 Ryan Howard, L OBP: 0.300, SLG: 0.378 24 Clete Thomas, L OBP: 0.200, SLG: 0.143 (8, 7)			1B		1B		F7		G4-3	3	0	2	0	0	0	1											
18 Darin Ruf, R OBP: 0.314, SLG: 0.400 (8, 3)	G5-4-3		FC6-4		FC6-4		G5-3		F8	4	0	0	0	0	0	2											
25 Cody Asche, L OBP: 0.286, SLG: 0.310 (1, 10)	L7				HBP		F9			2	0	0	0	0	0	0											
74 Maikel Franco, R OBP: 0.250, SLG: 0.206 (1, 5)			G6-3		HBP		G6-3		G6-3	3	0	1	0	0	0	0											
15 John Mayberry Jr., R OBP: 0.357, SLG: 0.615 (1, 9)					K		G6-3			2	0	0	0	0	1	2											
<b>Inning Stats</b>	R: 0 E: 0 K: 1 S: 6	H: 1 LOB: 1 BB: 0 P: 7	R: 0 E: 0 K: 0 S: 3	H: 1 LOB: 0 BB: 0 P: 3	R: 0 E: 0 K: 1 S: 5	H: 0 LOB: 1 BB: 0 P: 6	R: 0 E: 0 K: 0 S: 4	H: 1 LOB: 1 BB: 0 P: 4	R: 0 E: 0 K: 1 S: 5	H: 1 LOB: 1 BB: 0 P: 6	R: 0 E: 0 K: 1 S: 7	H: 1 LOB: 1 BB: 0 P: 7	R: 0 E: 0 K: 0 S: 3	H: 0 LOB: 0 BB: 0 P: 3	R: 0 E: 0 K: 0 S: 4	H: 1 LOB: 1 BB: 0 P: 4	R: 0 E: 0 K: 0 S: 3	H: 0 LOB: 0 BB: 0 P: 3	1B: 5 2B: 1 3B: 0 HR: 0	SF: 0 SAC: 0 DP: 2 HBP: 2	WP: 0 PB: 0 SB: 1 CS: 0	PA: 33					
<b>PITCHER</b>	IP	WLS	BF	H	R	ER	SO	BB	IBB	HBP	BLK	WP	HR	S	P	ERA	WHIP										
71 Adam Wilk, L ERA: 0.9 29 Bryson Morris, R ERA: 4.29 46 Phil Irwin, R ERA: 61 Cody Eppley, R ERA: 3.38 74 Zack Thornton, R ERA: 1.29	3.0	W	11	2	0	0	2	0	0	0	0	0	0	9	10	0.00	1.000										
46 Phil Irwin, R ERA: 61 Cody Eppley, R ERA: 3.38 74 Zack Thornton, R ERA: 1.29	2.0	H	8	1	0	0	1	0	0	0	0	0	0	10	10	0.00	0.500										
61 Cody Eppley, R ERA: 3.38 74 Zack Thornton, R ERA: 1.29	1.0		4	1	0	0	0	0	0	0	0	0	0	4	4	0.00	1.000										
74 Zack Thornton, R ERA: 1.29	1.0		3	0	0	0	0	0	0	0	0	0	0	3	3	0.00	0.000										


**Pittsburgh Pirates @ Philadelphia Phillies**  
**Bright House Field, Clearwater, FL**  
Sun Mar 16 2014, 1:09 PM - 3:49 PM EDT  
Att: 10,544 - Sunny - 79 F


livebaseballscorecards.com

**AB 31**  
**R 0**  
**H 6**  
**RBI 0**  
**BB 0**  
**SO 4**  
**LOB 14**

**P**



Batter	1	2	3	4	5	6	7	8	9	AB R H RBI BB SO LOB	TOP																								
												<p><b>Baltimore Orioles @ Philadelphia Phillies</b> Bright House Field, Clearwater, FL Mon Mar 17 2014, 1:05 PM EDT</p> <p><a href="http://livebaseballscorecards.com">livebaseballscorecards.com</a></p> <p>AB 0 R 0 H 0 RBI 0 BB 0 SO 0 LOB 0</p> 																							
Inning Stats											1B: 0 SF: 0 WP: 0 PA: 0 2B: 0 SAC: 0 FB: 0 3B: 0 DP: 0 SB: 0 HR: 0 HBP: 0 CS: 0																								
PITCHER	IP	WLS	BF	H	R	ER	SO	BB	IBB	HBP	BLK	WP	HR	S	P	ERA	WHIP	PITCHER	IP	WLS	BF	H	R	ER	SO	BB	IBB	HBP	BLK	WP	HR	S	P	ERA	WHIP

Batter	1	2	3	4	5	6	7	8	9	AB R H RBI BB SO LOB	BOTTOM																								
												<p><b>Baltimore Orioles @ Philadelphia Phillies</b> Bright House Field, Clearwater, FL Mon Mar 17 2014, 1:05 PM EDT</p> <p><a href="http://livebaseballscorecards.com">livebaseballscorecards.com</a></p> <p>AB 0 R 0 H 0 RBI 0 BB 0 SO 0 LOB 0</p> 																							
Inning Stats											1B: 0 SF: 0 WP: 0 PA: 0 2B: 0 SAC: 0 FB: 0 3B: 0 DP: 0 SB: 0 HR: 0 HBP: 0 CS: 0																								
PITCHER	IP	WLS	BF	H	R	ER	SO	BB	IBB	HBP	BLK	WP	HR	S	P	ERA	WHIP	PITCHER	IP	WLS	BF	H	R	ER	SO	BB	IBB	HBP	BLK	WP	HR	S	P	ERA	WHIP



Batter	1	2	3	4	5	6	7	8	9	AB	R	H	RBI	BB	SO	LOB	TOP					
2 Ben Revere, L (1,8) OBP: 0.381, SLG: 0.447 19 Tony Gwynn Jr., L (7,8) OBP: 0.467, SLG: 0.391				G1-3			G6-3			3	0	1	3	1	0	0	<b>Philadelphia Phillies @ Toronto Blue Jays</b> Florida Auto Exchange Stadium, Dunedin, FL Wed Mar 19, 2014, 1:07 PM - 4:14 PM EDT Att: 5,255 - Partly Cloudy - 70 F					
11 Jimmy Rollins, S (1,6) OBP: 0.258, SLG: 0.231 7 Ronny Cedeno, R (7,FR) OBP: 0.250, SLG: 0.273	F8		F8		P6				FC5-4	4	0	1	0	0	0	1						
26 Chase Utley, L (1,4) OBP: 0.169, SLG: 0.167 16 César Hernández, S (7,4) OBP: 0.217, SLG: 0.143	F8		P5		F8				FC5-4	4	0	0	0	0	0	2						
3 Marlon Byrd, R (1,9) OBP: 0.395, SLG: 0.514 24 Clete Thomas, L (8,PH) OBP: 0.250, SLG: 0.290	K				K					2	0	0	0	1	2							
6 Ryan Howard, L (1,3) OBP: 0.326, SLG: 0.400 17 Reid Brignac, L (8,PH) OBP: 0.500, SLG: 0.545							F7			3	1	2	0	0	0	0						
51 Carlos Ruiz, R (1,2) OBP: 0.375, SLG: 0.536 29 Cameron Rupp, R (7,2) OBP: 0.353, SLG: 0.500		L9	G4-3							3	0	1	0	0	0	3						
53 Bobby Abreu, L (1,10) OBP: 0.421, SLG: 0.357 18 Darin Ruf, R (8,PH) OBP: 0.308, SLG: 0.391			G4-3						G6-4-3	1	1	0	0	2	0	0						
15 John Mayberry Jr., R (1,7) OBP: 0.313, SLG: 0.533	K		G6-3						K	4	0	0	0	0	2	4						
25 Cody Asche, L (1,5) OBP: 0.316, SLG: 0.419 28 Kevin Frandsen, R (8,5) OBP: 0.207, SLG: 0.207							K		G6-3	2	2	1	1	1	1	0						
<b>Inning Stats</b>	R: 0 E: 0 K: 1 S: 5	H: 0 LOB: 1 BB: 1 P: 9	R: 3 E: 0 K: 1 S: 6	H: 2 LOB: 1 BB: 2 P: 14	R: 0 E: 0 K: 0 S: 4	H: 1 LOB: 2 BB: 1 P: 8	R: 1 E: 0 K: 0 S: 5	H: 1 LOB: 0 BB: 0 P: 6	R: 0 E: 0 K: 1 S: 3	H: 1 LOB: 1 BB: 1 P: 7	R: 0 E: 0 K: 1 S: 6	H: 1 LOB: 1 BB: 0 P: 6	R: 2 E: 0 K: 1 S: 7	H: 3 LOB: 0 BB: 0 P: 7	R: 0 E: 0 K: 1 S: 6	H: 1 LOB: 1 BB: 0 P: 6		1B: 6 2B: 3 3B: 0 HR: 1	SF: 0 SAC: 0 DP: 2 HBP: 0	WP: 0 PB: 0 SB: 1 CS: 0	PA: 39	
<b>PITCHER</b>	IP WLS BF H R ER SO BB IBB HBP BLK WP HR S P ERA WHIP	IP WLS BF H R ER SO BB IBB HBP BLK WP HR S P ERA WHIP	IP WLS BF H R ER SO BB IBB HBP BLK WP HR S P ERA WHIP	IP WLS BF H R ER SO BB IBB HBP BLK WP HR S P ERA WHIP	IP WLS BF H R ER SO BB IBB HBP BLK WP HR S P ERA WHIP	IP WLS BF H R ER SO BB IBB HBP BLK WP HR S P ERA WHIP	IP WLS BF H R ER SO BB IBB HBP BLK WP HR S P ERA WHIP	IP WLS BF H R ER SO BB IBB HBP BLK WP HR S P ERA WHIP	IP WLS BF H R ER SO BB IBB HBP BLK WP HR S P ERA WHIP	IP WLS BF H R ER SO BB IBB HBP BLK WP HR S P ERA WHIP	IP WLS BF H R ER SO BB IBB HBP BLK WP HR S P ERA WHIP	IP WLS BF H R ER SO BB IBB HBP BLK WP HR S P ERA WHIP	IP WLS BF H R ER SO BB IBB HBP BLK WP HR S P ERA WHIP	IP WLS BF H R ER SO BB IBB HBP BLK WP HR S P ERA WHIP	IP WLS BF H R ER SO BB IBB HBP BLK WP HR S P ERA WHIP	IP WLS BF H R ER SO BB IBB HBP BLK WP HR S P ERA WHIP	IP WLS BF H R ER SO BB IBB HBP BLK WP HR S P ERA WHIP	IP WLS BF H R ER SO BB IBB HBP BLK WP HR S P ERA WHIP	IP WLS BF H R ER SO BB IBB HBP BLK WP HR S P ERA WHIP	IP WLS BF H R ER SO BB IBB HBP BLK WP HR S P ERA WHIP	IP WLS BF H R ER SO BB IBB HBP BLK WP HR S P ERA WHIP	IP WLS BF H R ER SO BB IBB HBP BLK WP HR S P ERA WHIP

Batter	1	2	3	4	5	6	7	8	9	AB	R	H	RBI	BB	SO	LOB	BOTTOM					
7 José Reyes, S (1,6) OBP: 0.271, SLG: 0.283 39 Chris Getz, L (7,4) OBP: 0.320, SLG: 0.391	P6					G4-3	G4-3			4	2	2	1	0	0	0	<b>Philadelphia Phillies @ Toronto Blue Jays</b> Florida Auto Exchange Stadium, Dunedin, FL Wed Mar 19, 2014, 1:07 PM - 4:14 PM EDT Att: 5,255 - Partly Cloudy - 70 F					
53 Melky Cabrera, S (1,7) OBP: 0.426, SLG: 0.556 11 Kevin Pillar, R (4,FR) OBP: 0.200, SLG: 0.276 14 Moisés Sierra, R (5,7) OBP: 0.316, SLG: 0.353			SF7						K	2	0	2	2	0	0	0						
19 José Bautista, R (1,9) OBP: 0.442, SLG: 0.861 8 Anthony Gose, L (7,9) OBP: 0.310, SLG: 0.385	FC5-4			P3					K	4	2	2	4	0	0	3						
10 Edwin Encarnación, R (1,10) OBP: 0.341, SLG: 0.548 18 Steve Tolson, R (8,PH) OBP: 0.333, SLG: 0.286	CS			F7		K			F8	4	0	2	0	0	1	2						
26 Adam Lind, L (1,3) OBP: 0.417, SLG: 0.636 16 Dan Johnson, L (8,3) OBP: 0.370, SLG: 0.760		F8				G6-3				3	0	1	2	1	0	1						
13 Brett Lawrie, R (1,5) OBP: 0.359, SLG: 0.378 66 Munenori Kawasaki, L (7,FR) OBP: 0.313, SLG: 0.267	F8			G3					F9	4	0	2	0	0	0	3						
28 Colby Rasmus, L (1,8) OBP: 0.240, SLG: 0.292 1 Jonathan Diaz, R (8,7) OBP: 0.250, SLG: 0.077	K		K			F7			K	4	0	0	0	0	0	0						
30 Dioner Navarro, S (1,2) OBP: 0.306, SLG: 0.324 22 Josh Thole, L (8,2) OBP: 0.167, SLG: 0.167						P5			K	4	1	1	0	0	1	4						
17 Ryan Goins, L (1,4) OBP: 0.261, SLG: 0.256						F8				4	2	3	1	0	0	0						
<b>Inning Stats</b>	R: 0 E: 0 K: 0 S: 4	H: 1 LOB: 0 BB: 0 P: 4	R: 0 E: 0 K: 1 S: 6	H: 1 LOB: 1 BB: 0 P: 6	R: 4 E: 0 K: 1 S: 11	H: 6 LOB: 3 BB: 1 P: 15	R: 3 E: 0 K: 0 S: 7	H: 4 LOB: 2 BB: 0 P: 7	R: 0 E: 0 K: 0 S: 3	H: 0 LOB: 0 BB: 0 P: 3	R: 2 E: 0 K: 2 S: 9	H: 2 LOB: 2 BB: 0 P: 9	R: 1 E: 0 K: 1 S: 7	H: 2 LOB: 1 BB: 0 P: 7	R: 1 E: 0 K: 1 S: 7	H: 2 LOB: 1 BB: 0 P: 7		1B: 11 2B: 4 3B: 1 HR: 2	SF: 1 SAC: 0 DP: 0 HBP: 0	WP: 0 PB: 0 SB: 0 CS: 1	PA: 43	
<b>PITCHER</b>	IP WLS BF H R ER SO BB IBB HBP BLK WP HR S P ERA WHIP	IP WLS BF H R ER SO BB IBB HBP BLK WP HR S P ERA WHIP	IP WLS BF H R ER SO BB IBB HBP BLK WP HR S P ERA WHIP	IP WLS BF H R ER SO BB IBB HBP BLK WP HR S P ERA WHIP	IP WLS BF H R ER SO BB IBB HBP BLK WP HR S P ERA WHIP	IP WLS BF H R ER SO BB IBB HBP BLK WP HR S P ERA WHIP	IP WLS BF H R ER SO BB IBB HBP BLK WP HR S P ERA WHIP	IP WLS BF H R ER SO BB IBB HBP BLK WP HR S P ERA WHIP	IP WLS BF H R ER SO BB IBB HBP BLK WP HR S P ERA WHIP	IP WLS BF H R ER SO BB IBB HBP BLK WP HR S P ERA WHIP	IP WLS BF H R ER SO BB IBB HBP BLK WP HR S P ERA WHIP	IP WLS BF H R ER SO BB IBB HBP BLK WP HR S P ERA WHIP	IP WLS BF H R ER SO BB IBB HBP BLK WP HR S P ERA WHIP	IP WLS BF H R ER SO BB IBB HBP BLK WP HR S P ERA WHIP	IP WLS BF H R ER SO BB IBB HBP BLK WP HR S P ERA WHIP	IP WLS BF H R ER SO BB IBB HBP BLK WP HR S P ERA WHIP	IP WLS BF H R ER SO BB IBB HBP BLK WP HR S P ERA WHIP	IP WLS BF H R ER SO BB IBB HBP BLK WP HR S P ERA WHIP	IP WLS BF H R ER SO BB IBB HBP BLK WP HR S P ERA WHIP	IP WLS BF H R ER SO BB IBB HBP BLK WP HR S P ERA WHIP	IP WLS BF H R ER SO BB IBB HBP BLK WP HR S P ERA WHIP	IP WLS BF H R ER SO BB IBB HBP BLK WP HR S P ERA WHIP





Batter	1	2	3	4	5	6	7	8	9	AB	R	H	RBI	BB	SO	LOB	TOP								
2 Ben Revere, L (1.8)	F7		7 BB		G6-3		7 1B 25 FC6-4	G3		5	1	2	0	0	0	2	Philadelphia Phillies @ Houston Astros Osceola County Stadium, Kissimmee, FL Thu Mar 20 2014, 1:08 PM - 4:16 PM EDT Att: 3,609 - Sunny - 74 F								
7 Ronny Cedeno, R (1.6)	G6-3		25 FC6-4		2B		25 FC6-4	G5-3		4	0	2	1	1	0	1									
25 Cody Asche, L (1.5)	G4-3		FC4-6		K		FC6-4	K		5	1	0	1	0	2	4									
6 Ryan Howard, L (1.3) 59 Antonio Bastardo, R (8.1) 61 Sean O'Sullivan, R (8.1)		G3-1		G6-3	K		G4-3	K		4	0	0	0	0	1	2									
29 Cameron Rupp, R (1.2)		G5-3		L3		53 2B 16 SF9		K		5	1	2	1	0	1	0									
53 Bobby Abreu, L (1.9) 26 Cameron Perkins, R (7.9)				1B		16 SF9 17 E		F7		4	1	3	0	0	0	1									
16 César Hernández, S (1.4)		G4-3		1B				SF9		3	1	2	1	0	0	1									
17 Reid Brignac, L (1.10) (8.3)			7 BB 2 1B	G3				F8		4	0	2	0	0	0	2									
24 Steve Susdorf, L (1.7)			P4		7 PB 7 2B BB		G5-3	SF8		2	1	0	1	1	0	1									
<b>Inning Stats</b>	R: 0 E: 0 K: 0 S: 3	H: 0 LOB: 0 BB: 0 P: 3	R: 0 E: 0 K: 0 S: 4	H: 1 LOB: 1 BB: 0 P: 4	R: 0 E: 0 K: 0 S: 4	H: 2 LOB: 2 BB: 1 P: 8	R: 0 E: 0 K: 0 S: 5	H: 2 LOB: 2 BB: 0 P: 5	R: 1 E: 0 K: 2 S: 8	H: 1 LOB: 0 BB: 1 P: 13	R: 2 E: 1 K: 0 S: 5	H: 2 LOB: 0 BB: 0 P: 5	R: 2 E: 0 K: 0 S: 6	H: 3 LOB: 1 BB: 0 P: 7	R: 1 E: 0 K: 0 S: 5	H: 2 LOB: 1 BB: 0 P: 5	R: 0 E: 0 K: 3 S: 9	H: 0 LOB: 0 BB: 0 P: 9	1B: 10 2B: 3 3B: 0 HR: 0	SF: 2 SAC: 0 DP: 0 HBP: 0	WP: 0 PB: 1 SB: 1 CS: 0	PA: 41			
<b>PITCHER</b>	IP WLS BF H R ER SO BB IBB HBP BLK WP HR S P ERA WHIP																								
64 Lucas Harrell, R (1.1) ERA: 7.8	4.1		20	6	1	1	0	2	0	0	0	0	0	0	0	18	27	2.08	1.846						
66 Kevin Chapman, L (5.1) ERA: 5.14	1.2	L	7	2	2	1	2	0	0	0	0	0	0	0	0	11	11	5.40	1.200						
38 Darin Downs, L (7.1) ERA: 6.75	2.0		11	5	3	3	0	0	0	0	0	0	0	0	0	11	12	13.50	2.500						
35 Josh Fields, R (9.1) ERA: 1.5	1.0		3	0	0	0	3	0	0	0	0	0	0	0	0	9	9	0.00	0.000						

Batter	1	2	3	4	5	6	7	8	9	AB	R	H	RBI	BB	SO	LOB	BOTTOM								
21 Dexter Fowler, S (1.8) 9 Marwin Gonzalez, S (6.8)	27 F9 15 2B		27 FC6-4		27 CS		F9		1-3	2	1	2	0	1	0	0	Philadelphia Phillies @ Houston Astros Osceola County Stadium, Kissimmee, FL Thu Mar 20 2014, 1:08 PM - 4:16 PM EDT Att: 3,609 - Sunny - 74 F								
27 Jose Altuve, R (1.4)	F9		FC6-4		K			F8		5	0	0	0	0	1	6									
15 Jason Castro, L (1.10) 14 Jesus Guzman, R (6. PR) (7.10)			K				18 BB	P4		3	0	2	1	0	1	2									
18 Marc Krauss, L (1.7) 20 J.D. Martinez, R (7.7)	F7		F9					K		2	0	0	0	1	0	3									
23 Chris Carter, R (1.3)	P2							K		4	0	0	0	0	2	3									
22 Carlos Corporán, S (1.2) 76 Carlos Pérez, R (7.2)		G4-3						F8		3	0	1	0	0	0	2									
30 Matt Dominguez, R (1.5) 3 Cesar Izturis, S (7.5)								G1-3		1	1	1	0	0	0	0									
1 Adron Chambers, L (1.9) 6 Jonathan Villar, S (1.6)		G3						K		3	0	1	1	0	1	0									
								F8		4	0	2	1	0	1	0									
<b>Inning Stats</b>	R: 1 E: 0 K: 0 S: 5	H: 2 LOB: 1 BB: 0 P: 5	R: 0 E: 0 K: 1 S: 5	H: 0 LOB: 0 BB: 0 P: 5	R: 0 E: 0 K: 1 S: 7	H: 2 LOB: 0 BB: 0 P: 7	R: 0 E: 0 K: 1 S: 6	H: 2 LOB: 2 BB: 0 P: 6	R: 0 E: 0 K: 2 S: 6	H: 0 LOB: 0 BB: 1 P: 10	R: 0 E: 0 K: 1 S: 6	H: 1 LOB: 2 BB: 1 P: 10	R: 0 E: 0 K: 1 S: 5	H: 0 LOB: 0 BB: 0 P: 5	R: 0 E: 0 K: 1 S: 5	H: 0 LOB: 0 BB: 0 P: 5	R: 2 E: 0 K: 0 S: 7	H: 4 LOB: 2 BB: 0 P: 9	1B: 7 2B: 4 3B: 0 HR: 0	SF: 1 SAC: 0 DP: 0 HBP: 0	WP: 0 PB: 0 SB: 0 CS: 1	PA: 38			
<b>PITCHER</b>	IP WLS BF H R ER SO BB IBB HBP BLK WP HR S P ERA WHIP																								
60 Jeff Manship, R (1.1) ERA: 2.25	5.0	W	20	6	1	1	5	1	0	0	0	0	0	0	0	29	33	1.80	1.400						
39 B.J. Rosenberg, R (6.1) ERA: 4.82	2.0	H	8	1	0	0	2	1	0	0	0	0	0	0	0	11	15	0.00	1.000						
59 Antonio Bastardo, L (8.1) ERA: 2.35	0.2		2	0	0	0	0	0	0	0	0	0	0	0	2	2	0.00	0.000							
61 Sean O'Sullivan, R (8.1) ERA: 6.92	1.1		8	4	2	2	1	0	0	0	0	0	0	0	10	12	13.50	3.000							







Batter	1	2	3	4	5	6	7	8	9	10	AB	R	H	RBI	BB	SO	LOB	TOP	
25 Jackie Bradley Jr., L OBP: 0.250, SLG: 0.316 26 Shannon Wickerson, R (9, 8)	G6-3		G3-1			F8	K					4	0	0	0	0	1	2	
5 Jonny Gomes, R OBP: 0.244, SLG: 0.263 61 Dan Butler, R OBP: 0.250, SLG: 0.143 (8, 2)	K		P3			16 40 2B BB		K				3	1	0	0	1	2	0	
16 Will Middlebrooks, R OBP: 0.324, SLG: 0.515 84 Carlos Rivera, R (9, 5)	F9			L4		40 2B 1B		G5-3				4	1	1	0	0	0	0	
40 A.J. Pierzynski, L OBP: 0.400 Scott Cousins, L OBP: 0.333, SLG: 0.333 (8, 7)		G4-3		P5		1-H 2-H		F9				4	0	1	2	0	0	0	
Bryce Brentz, R OBP: 0.270 30 Andrew Miller, L OBP: 0.285 56 Rich Hill, L OBP: 0.282, SLG: 0.548 (9, 3)		K		K		F7			F9			3	0	0	0	0	2	1	
37 Mike Carp, L OBP: 0.252, SLG: 0.556 50 Jose Mijares, L (9, 1)		10 WP 2B		K		F8		K		G5-3		4	0	1	0	0	1	0	
10 Jonathan Herrera, S OBP: 0.250, SLG: 0.286 82 Derik Gibson, R OBP: 0.500, SLG: 0.500 (9, 6)		K				G5-3		48 G3 1B		G4-3		4	0	1	0	0	1	1	
48 Mike McCoy, R OBP: 0.167, SLG: 0.091 (1, 4)		G6-3		K				G3				4	0	0	0	0	1	3	
31 Jon Lester, L (1, 1)						B1-3				G3		2	0	0	0	0	1	0	
72 Corey Brown, L OBP: 0.440, SLG: 0.619 (6, 9)												1	0	0	0	1	0	0	
<b>Inning Stats</b>	R: 0 E: 0 K: 5 S: 5	H: 0 LOB: 0 BB: 0 P: 5	R: 0 E: 0 K: 2 S: 9	H: 1 LOB: 2 BB: 0 P: 9	R: 0 E: 0 K: 1 S: 5	H: 0 LOB: 0 BB: 0 P: 5	R: 0 E: 0 K: 1 S: 5	H: 0 LOB: 0 BB: 0 P: 5	R: 2 E: 0 K: 0 S: 5	H: 2 LOB: 1 BB: 1 P: 9	R: 0 E: 0 K: 2 S: 8	H: 1 LOB: 2 BB: 1 P: 12	R: 0 E: 0 K: 0 S: 3	H: 0 LOB: 0 BB: 0 P: 3	R: 0 E: 0 K: 0 S: 3	H: 0 LOB: 0 BB: 1 P: 7	1B: 2 2B: 2 3B: 0 HR: 0	SF: 0 SAC: 0 DP: 0 HBP: 0	WP: 1 PA: 38
<b>PITCHER</b>	IP WLS BF H R ER SO BB IBB HBP BLK WP HR S P ERA WHIP	IP WLS BF H R ER SO BB IBB HBP BLK WP HR S P ERA WHIP	IP WLS BF H R ER SO BB IBB HBP BLK WP HR S P ERA WHIP	IP WLS BF H R ER SO BB IBB HBP BLK WP HR S P ERA WHIP	IP WLS BF H R ER SO BB IBB HBP BLK WP HR S P ERA WHIP	IP WLS BF H R ER SO BB IBB HBP BLK WP HR S P ERA WHIP	IP WLS BF H R ER SO BB IBB HBP BLK WP HR S P ERA WHIP	IP WLS BF H R ER SO BB IBB HBP BLK WP HR S P ERA WHIP	IP WLS BF H R ER SO BB IBB HBP BLK WP HR S P ERA WHIP	IP WLS BF H R ER SO BB IBB HBP BLK WP HR S P ERA WHIP	IP WLS BF H R ER SO BB IBB HBP BLK WP HR S P ERA WHIP	IP WLS BF H R ER SO BB IBB HBP BLK WP HR S P ERA WHIP	IP WLS BF H R ER SO BB IBB HBP BLK WP HR S P ERA WHIP	IP WLS BF H R ER SO BB IBB HBP BLK WP HR S P ERA WHIP	IP WLS BF H R ER SO BB IBB HBP BLK WP HR S P ERA WHIP	IP WLS BF H R ER SO BB IBB HBP BLK WP HR S P ERA WHIP	IP WLS BF H R ER SO BB IBB HBP BLK WP HR S P ERA WHIP	IP WLS BF H R ER SO BB IBB HBP BLK WP HR S P ERA WHIP	

**Boston Red Sox @ Philadelphia Phillies**  
Bright House Field, Clearwater, FL  
Fri Mar 21 2014, 1:09 PM - 4:12 PM EDT  
Att. 11,210 - Sunny - 79 F

AB 35  
R 2  
H 4  
RBI 2  
BB 3  
SO 9  
LOB 8



Batter	1	2	3	4	5	6	7	8	9	10	AB	R	H	RBI	BB	SO	LOB	BOTTOM			
19 Tony Gwynn Jr., L OBP: 0.487, SLG: 0.533 (1, 8)	G4-3					F9						4	1	1	1	1	0	0			
11 Jimmy Rollins, S OBP: 0.263, SLG: 0.242 17 Reid Brignac, L OBP: 0.474, SLG: 0.563 (9, 6)	P5		K			F8		28 E 24 1B		F8		4	1	1	0	0	1	2			
26 Chase Utley, L OBP: 0.227, SLG: 0.214 63 Jake Diekman, R (9, 1)	F7					F8		28 E 24 1B		G4-3		4	0	1	0	0	0	1			
46 Mike Nesseth, R (10, 1)						F8		24 1B				3	0	0	0	0	2	1			
6 Ryan Howard, L OBP: 0.227, SLG: 0.340 28 Kevin Frandsen, R OBP: 0.206, SLG: 0.206 (8, 3)		K		K		F7		24 1B				1	0	1	0	0	0	0			
3 Marlon Byrd, R OBP: 0.268, SLG: 0.475 24 Clete Thomas, L OBP: 0.278, SLG: 0.235 (8, 9)						F8		7 FC1-5 15 1B				2	0	1	0	1	1	1			
15 John Mayberry Jr., R OBP: 0.180, SLG: 0.500 (10, PH)						F8		23 3H				1	0	1	1	0	0	0			
7 Ronny Cedeno, R OBP: 0.286, SLG: 0.316 (1, 5)						F7		7 FC1-5		P5		4	0	1	0	0	0	4			
21 Wil Nieves, R OBP: 0.211, SLG: 0.211 53 Bobby Abreu, L OBP: 0.442, SLG: 0.424 29 Cameron Rupp, R OBP: 0.348, SLG: 0.455 (8, 2)								FC1-5 53 G4-6-3		F9		4	0	0	0	0	0	4			
33 Cliff Lee, L (1, 1)								1-2 2-3		K		2	0	2	0	0	0	0			
58 Jonathan Papelbon, R (7, 1)								G4-6-3				1	0	0	0	0	0	2			
2 Ben Revere, L OBP: 0.376, SLG: 0.432 16 César Hernández, S OBP: 0.250, SLG: 0.200 (9, 4)								33 CS 1B				1	0	0	0	0	1	0			
33 Cliff Lee, L (1, 1)								1-2				2	0	0	0	0	1	2			
58 Jonathan Papelbon, R (7, 1)								FC5-6 19 BB				0	0	0	0	0	0	0			
59 Antonio Bastardo, R (8, 1)								K				0	0	0	0	0	0	0			
2 Ben Revere, L OBP: 0.376, SLG: 0.432 16 César Hernández, S OBP: 0.250, SLG: 0.200 (9, 4)								1-2				1	0	0	0	0	0	0			
<b>Inning Stats</b>	R: 0 E: 0 K: 0 S: 3	H: 0 LOB: 0 BB: 0 P: 3	R: 0 E: 0 K: 1 S: 5	H: 1 LOB: 1 BB: 0 P: 5	R: 0 E: 0 K: 1 S: 6	H: 1 LOB: 2 BB: 1 P: 10	R: 0 E: 1 K: 2 S: 9	H: 1 LOB: 2 BB: 0 P: 9	R: 0 E: 0 K: 1 S: 5	H: 1 LOB: 0 BB: 0 P: 5	R: 0 E: 0 K: 0 S: 3	H: 1 LOB: 2 BB: 1 P: 7	R: 2 E: 1 K: 0 S: 9	H: 4 LOB: 2 BB: 0 P: 10	R: 0 E: 0 K: 1 S: 5	H: 0 LOB: 0 BB: 0 P: 5	R: 0 E: 0 K: 0 S: 3	H: 0 LOB: 0 BB: 0 P: 3	1B: 8 2B: 0 3B: 0 HR: 1	SF: 0 SAC: 0 DP: 2 HBP: 0	WP: 0 PA: 39
<b>PITCHER</b>	IP WLS BF H R ER SO BB IBB HBP BLK WP HR S P ERA WHIP	IP WLS BF H R ER SO BB IBB HBP BLK WP HR S P ERA WHIP	IP WLS BF H R ER SO BB IBB HBP BLK WP HR S P ERA WHIP	IP WLS BF H R ER SO BB IBB HBP BLK WP HR S P ERA WHIP	IP WLS BF H R ER SO BB IBB HBP BLK WP HR S P ERA WHIP	IP WLS BF H R ER SO BB IBB HBP BLK WP HR S P ERA WHIP	IP WLS BF H R ER SO BB IBB HBP BLK WP HR S P ERA WHIP	IP WLS BF H R ER SO BB IBB HBP BLK WP HR S P ERA WHIP	IP WLS BF H R ER SO BB IBB HBP BLK WP HR S P ERA WHIP	IP WLS BF H R ER SO BB IBB HBP BLK WP HR S P ERA WHIP	IP WLS BF H R ER SO BB IBB HBP BLK WP HR S P ERA WHIP	IP WLS BF H R ER SO BB IBB HBP BLK WP HR S P ERA WHIP	IP WLS BF H R ER SO BB IBB HBP BLK WP HR S P ERA WHIP	IP WLS BF H R ER SO BB IBB HBP BLK WP HR S P ERA WHIP	IP WLS BF H R ER SO BB IBB HBP BLK WP HR S P ERA WHIP	IP WLS BF H R ER SO BB IBB HBP BLK WP HR S P ERA WHIP	IP WLS BF H R ER SO BB IBB HBP BLK WP HR S P ERA WHIP	IP WLS BF H R ER SO BB IBB HBP BLK WP HR S P ERA WHIP			

**Boston Red Sox @ Philadelphia Phillies**  
Bright House Field, Clearwater, FL  
Fri Mar 21 2014, 1:09 PM - 4:12 PM EDT  
Att. 11,210 - Sunny - 79 F

AB 37  
R 2  
H 9  
RBI 2  
BB 2  
SO 6  
LOB 17





Batter	1	2	3	4	5	6	7	8	9	AB	R	H	RBI	BB	SO	LOB	TOP					
2 Ben Revere, L OBP: 0.396, SLG: 0.438	F8	L4																				
11 Jimmy Rollins, S OBP: 0.288, SLG: 0.333																						
7 Ronny Cedeno, R OBP: 0.261, SLG: 0.286	HR		G4-3		F7		G6-3		FC5-4 53 WP 53 S													
3 Marlon Byrd, R OBP: 0.362, SLG: 0.442	F9		F7																			
53 Bobby Abreu, L OBP: 0.422, SLG: 0.400									G5-3													
6 Ryan Howard, L OBP: 0.283, SLG: 0.400	HR		K																			
15 John Mayberry Jr., R OBP: 0.317, SLG: 0.500																						
51 Carlos Ruiz, R OBP: 0.359, SLG: 0.486	G4-3																					
29 Cameron Rupp, R OBP: 0.375, SLG: 0.478																						
9 Dornic Brown, L OBP: 0.319, SLG: 0.211																						
16 César Hernández, S OBP: 0.281, SLG: 0.276																						
25 Cody Asche, L OBP: 0.298, SLG: 0.450																						
19 Tony Gwynn Jr., L OBP: 0.465, SLG: 0.500																						
<b>Inning Stats</b>	R: 2 E: 0 K: 0 S: 6	H: 2 LOB: 0 BB: 0 P: 10	R: 0 E: 0 K: 0 S: 5	H: 2 LOB: 2 BB: 0 P: 5	R: 0 E: 0 K: 1 S: 5	H: 0 LOB: 0 BB: 0 P: 5	R: 0 E: 0 K: 0 S: 3	H: 0 LOB: 0 BB: 0 P: 3	R: 1 E: 0 K: 2 S: 11	H: 2 LOB: 1 BB: 0 P: 13	R: 0 E: 0 K: 3 S: 11	H: 2 LOB: 2 BB: 0 P: 11	R: 0 E: 0 K: 2 S: 8	H: 1 LOB: 1 BB: 0 P: 8	R: 0 E: 0 K: 0 S: 3	H: 1 LOB: 2 BB: 2 P: 12	R: 0 E: 0 K: 0 S: 3	H: 1 LOB: 1 BB: 1 P: 9	1B: 7 2B: 1 3B: 0 HR: 3	SF: 0 SAC: 0 DP: 1 HBP: 0	WP: 1 PB: 0 SB: 1 CS: 1	PA: 39
<b>PITCHER</b>	IP WLS BF H R ER SO BB IBB HBP BLK WP HR S P ERA WHIP																					
38 Stolmy Pimentel, R ERA: 3.86	5.0	21	6	3	3	3	0	0	0	0	0	0	0	0	3	30	36	5.40	1.200			
39 Jason Grilli, R ERA:	1.0	5	2	0	0	3	0	0	0	0	0	0	0	0	11	11	0.00	2.000				
44 Tony Watson, L ERA:	1.0	4	1	0	0	2	0	0	0	0	0	0	0	8	8	0.00	1.000					
48 Jared Hughes, R ERA: 4.5	1.0	W	5	1	0	0	2	0	0	0	0	0	0	3	12	0.00	3.000					
74 Zack Thornton, R ERA: 1.13	1.0	S	4	1	0	0	1	0	0	0	1	0	3	9	0.00	2.000						

Philadelphia Phillies @ Pittsburgh Pirates  
 McKechnie Field, Bradenton, FL  
 Sat Mar 22 2014, 1:10 PM - 4:18 PM EDT  
 Att: 8,566 - Sunny - 78 F

AB	36
R	3
H	11
RBI	3
BB	3
SO	8
LOB	18



Batter	1	2	3	4	5	6	7	8	9	AB	R	H	RBI	BB	SO	LOB	BOTTOM			
25 Chris Dickerson, L OBP: 0.429, SLG: 0.419																				
22 Mel Rojas Jr., S OBP: 0.400, SLG: 0.667																				
55 Russell Martin, R OBP: 0.406, SLG: 0.786																				
23 Travis Snider, L OBP: 0.451, SLG: 0.500																				
19 Josh Bell, S																				
24 Pedro Alvarez, L OBP: 0.356, SLG: 0.500																				
57 Andrew Lamb, L OBP: 0.174, SLG: 0.095																				
3 Travis Ishikawa, L OBP: 0.480, SLG: 0.800																				
70 Michael Martinez, S OBP: 0.412, SLG: 0.455																				
2 Gift Ngoepe, R																				
14 Jaff Decker, L OBP: 0.308, SLG: 0.361																				
12 Clint Barmes, R OBP: 0.200, SLG: 0.261																				
28 Adam Frazier, L																				
<b>Inning Stats</b>	R: 1 E: 0 K: 0 S: 6	H: 3 LOB: 2 BB: 0 P: 6	R: 0 E: 0 K: 0 S: 3	H: 1 LOB: 1 BB: 1 P: 7	R: 0 E: 0 K: 1 S: 4	H: 0 LOB: 0 BB: 1 P: 9	R: 0 E: 0 K: 0 S: 4	H: 1 LOB: 2 BB: 2 P: 12	R: 0 E: 0 K: 1 S: 6	H: 1 LOB: 1 BB: 0 P: 6	R: 0 E: 0 K: 2 S: 8	H: 1 LOB: 3 BB: 2 P: 16	R: 0 E: 0 K: 3 S: 9	H: 0 LOB: 0 BB: 0 P: 9	R: 3 E: 0 K: 1 S: 8	H: 4 LOB: 1 BB: 1 P: 14	1B: 10 2B: 0 3B: 0 HR: 1	SF: 1 SAC: 0 DP: 1 HBP: 0	WP: 0 PB: 0 SB: 1 CS: 2	PA: 39
<b>PITCHER</b>	IP WLS BF H R ER SO BB IBB HBP BLK WP HR S P ERA WHIP																			
34 A.J. Burnett, R ERA: 7.53	5.1	27	7	2	2	2	6	0	0	0	0	0	0	0	6	25	50	3.38	2.438	
63 Jake Diekmann, L ERA: 5.97	0.2	H	2	0	0	0	0	0	0	0	0	0	0	6	6	0.00	0.000			
31 Brad Lincoln, R ERA: 5.06	1.0	L	6	2	3	3	1	0	0	0	0	1	11	16	27.00	3.000				
50 Shawn Camp, R ERA: 1.23	1.0		4	2	0	0	0	0	0	0	0	0	6	7	0.00	2.000				

Philadelphia Phillies @ Pittsburgh Pirates  
 McKechnie Field, Bradenton, FL  
 Sat Mar 22 2014, 1:10 PM - 4:18 PM EDT  
 Att: 8,566 - Sunny - 78 F

AB	31
R	5
H	11
RBI	4
BB	7
SO	8
LOB	24






Batter	1	2	3	4	5	6	7	8	9	AB	R	H	RBI	BB	SO	LOB	TOP										
2 Brian Dozier, R (1,4) 95 Aderling Mejia, S (6,4)	L6		CS	G4-3		G4-3		K		3	0	2	0	0	0	0											
43 Joemil Pinto, R (1,2) 84 Dan Rohlfing, R (6,2)	K2-3			G4-3		G6-3		K		3	0	0	1	0	1	2											
31 Oswaldo Arcia, L (1,9) 96 Reynaldo Rodriguez, R (6,9)	E5			K		F8		K		3	0	0	0	0	1	2											
55 Chris Colabello, R (1,3)	2-5	G1-3		G6-3				G5-3		3	0	0	0	1	0	1											
27 Chris Parmelee, L (1,7) 12 Chris Herrmann, L (6,7)		F9						G6-3		3	0	1	0	0	1	2											
24 Trevor Plouffe, R (1,5) 11 Jason Bartlett, R (6,5)		P6								2	0	0	0	0	0	1											
32 Aaron Hicks, S (1,8) 5 Eduardo Escobar, S (7,8)			F7					F7		3	0	0	0	0	1	1											
25 Pedro Florimón, S (1,6)										3	0	2	0	0	1	1											
45 Phil Hughes, R (1,1) 1 Alex Presley, L (6,PH) 57 Ryan Pressly, R (6,1) 22 Wilkin Ramirez, R (7,PH) 54 Matt Guerrier, R (7,1) 21 Samuel Deduno, R (8,1)										1	0	0	0	0	1	1											
<b>Inning Stats</b>	R: 0 E: 1 K: 1 S: 5	H: 0 LOB: 1 BB: 0 P: 6	R: 0 E: 0 K: 0 S: 3	H: 0 LOB: 0 BB: 0 P: 3	R: 0 E: 0 K: 1 S: 7	H: 1 LOB: 0 BB: 0 P: 7	R: 0 E: 0 K: 1 S: 6	H: 1 LOB: 1 BB: 0 P: 6	R: 0 E: 0 K: 0 S: 8	H: 1 LOB: 1 BB: 0 P: 8	R: 1 E: 0 K: 1 S: 7	H: 2 LOB: 2 BB: 1 P: 11	R: 0 E: 0 K: 0 S: 4	H: 1 LOB: 0 BB: 0 P: 4	R: 0 E: 0 K: 3 S: 9	H: 0 LOB: 0 BB: 0 P: 9	R: 0 E: 0 K: 0 S: 4	H: 1 LOB: 1 BB: 0 P: 4	1B: 4 2B: 3 3B: 0 HR: 0	SF: 0 SAC: 0 DP: 0 HBP: 0	WP: 0 PB: 0 SB: 0 CS: 1	PA: 35					
<b>PITCHER</b>	IP	WLS	BF	H	R	ER	SO	BB	IBB	HBP	BLK	WP	HR	S	P	ERA	WHIP										
38 Kyle Kendrick, R (1,1) 58 Jonathan Papelbon, R (7,1) 39 B.J. Rosenberg, R (8,1)	6.0	W	24	5	1	1	6	1	0	0	0	0	0	36	41	1.50	1.000										
	1.0		4	1	0	0	0	0	0	0	0	0	0	4	4	0.00	1.000										
	2.0		7	1	0	0	3	0	0	0	0	0	0	13	13	0.00	0.500										

Minnesota Twins @ Philadelphia Phillies  
Bright House Field, Clearwater, FL  
Sun Mar 23 2014, 1:09 PM - 3:52 PM EDT  
Att: 9,835 - Cloudy - 80 F

livebaseballscores.com

AB 33  
R 1  
H 7  
RBI 1  
BB 1  
SO 9  
LOB 13




Batter	1	2	3	4	5	6	7	8	9	AB	R	H	RBI	BB	SO	LOB	BOTTOM										
2 Ben Revere, L (1,8)	P5			G6-3				F7		4	1	1	0	0	0	0											
11 Jimmy Rollins, S (1,6) 17 Reid Brignac, L (7,PH)										2	2	2	2	1	0	0											
26 Chase Utley, L (1,4)	BB									0	0	0	0	0	0	0											
6 Ryan Howard, L (1,3) 15 John Mayberry Jr., R (8,PH)										4	0	1	0	0	1	3											
3 Marlon Byrd, R (1,9)										3	1	1	1	1	0	2											
9 Dominic Brown, L (1,7)										0	0	0	0	0	0	0											
51 Carlos Ruiz, R (1,2) 58 Jonathan Papelbon, R (7,1) 39 B.J. Rosenberg, R (8,1)										4	1	2	0	0	0	2											
25 Cody Asche, L (1,5) 16 César Hernández, S (6,5)										4	0	2	0	0	0	2											
38 Kyle Kendrick, R (1,1) 21 Wil Nieves, R (6,PH)										3	0	1	1	0	1	2											
										0	0	0	0	0	0	0											
										0	0	0	0	0	0	0											
										1	0	0	1	0	0	0											
										2	0	1	0	0	1	2											
<b>Inning Stats</b>	R: 0 E: 0 K: 1 S: 5	H: 0 LOB: 1 BB: 1 P: 9	R: 1 E: 1 K: 1 S: 7	H: 2 LOB: 1 BB: 0 P: 7	R: 3 E: 0 K: 0 S: 7	H: 5 LOB: 2 BB: 0 P: 8	R: 0 E: 0 K: 1 S: 5	H: 0 LOB: 0 BB: 0 P: 5	R: 1 E: 0 K: 0 S: 5	H: 2 LOB: 0 BB: 0 P: 8	R: 0 E: 0 K: 1 S: 6	H: 1 LOB: 1 BB: 0 P: 6	R: 0 E: 0 K: 0 S: 2	H: 0 LOB: 0 BB: 0 P: 3	R: 0 E: 0 K: 1 S: 6	H: 1 LOB: 2 BB: 1 P: 10	1B: 8 2B: 2 3B: 0 HR: 1	SF: 1 SAC: 1 DP: 2 HBP: 1	WP: 0 PB: 0 SB: 1 CS: 0	PA: 35							
<b>PITCHER</b>	IP	WLS	BF	H	R	ER	SO	BB	IBB	HBP	BLK	WP	HR	S	P	ERA	WHIP										
45 Phil Hughes, R (1,1) 57 Ryan Pressly, R (6,1) 54 Matt Guerrier, R (7,1) 21 Samuel Deduno, R (8,1)	5.0	L	23	9	5	5	3	1	0	0	0	0	0	6	6	0.00	1.000										
	1.0		4	1	0	0	1	0	0	0	0	0	0	6	6	0.00	1.000										
	1.0		3	0	0	0	0	0	0	1	0	0	0	2	3	0.00	0.000										
	1.0		5	1	0	0	1	1	0	0	0	0	0	6	10	0.00	2.000										

Minnesota Twins @ Philadelphia Phillies  
Bright House Field, Clearwater, FL  
Sun Mar 23 2014, 1:09 PM - 3:52 PM EDT  
Att: 9,835 - Cloudy - 80 F

livebaseballscores.com

AB 30  
R 5  
H 11  
RBI 5  
BB 2  
SO 5  
LOB 15





Batter	1	2	3	4	5	6	7	8	9	AB	R	H	RBI	BB	SO	LOB	TOP
2 Ben Revere, L (1, 8) Leandro Castro, R (5, 9) OBP: 0.383, SLG: 0.418 OBP: 0.100, SLG: 0.200			G6-3				P3			3	0	1	1	0	1	0	<b>Philadelphia Phillies @ Toronto Blue Jays</b> Florida Auto Exchange Stadium, Dunedin, FL Mon Mar 24 2014, 1:09 PM - 3:25 PM EDT Att: 4,658 - Cloudy - 70 F <a href="http://livebaseballscorecards.com">livebaseballscorecards.com</a>
11 Jimmy Rollins, S (1, 6) Ronny Cedeno, R (5, 6) OBP: 0.319, SLG: 0.425 OBP: 0.250, SLG: 0.273	G4-3			F8			P3			2	0	0	0	1	0	2	
26 Chase Utley, L (1, 4) 11 Edgar Duran, S (5, 4) OBP: 0.216, SLG: 0.204 OBP: 1.000, SLG: 1.000	F9		F9		F8					3	0	0	0	0	0	1	
6 Ryan Howard, L (1, 10) 16 César Hernández, R (7, PH) (7, 10) OBP: 0.300, SLG: 0.393 OBP: 0.314, SLG: 0.313					G5-3					3	1	1	0	0	1	1	
9 Domonic Brown, L (1, 7) 24 Steve Susdorf, L (7, 7) OBP: 0.327, SLG: 0.283 OBP: 0.250, SLG: 0.250							G3			4	1	1	0	0	2	2	
15 John Mayberry Jr., R (1, 3) OBP: 0.336, SLG: 0.512										3	2	2	0	1	1	0	
25 Cody Asche, L (1, 5) 17 Reid Brignac, L (6, 5) OBP: 0.308, SLG: 0.455 OBP: 0.476, SLG: 0.529	FC3-6						G5-3			3	1	2	1	0	0	2	
29 Cameron Rupp, R (1, 2) OBP: 0.393, SLG: 0.500	G5-3				FC1-4					3	1	1	2	1	0	2	
19 Tony Gwynn Jr., L (1, 9) OBP: 0.447, SLG: 0.514	F8		SF8		F8					3	0	1	2	0	0	2	
<b>Inning Stats</b>	R: 0 E: 0 K: 1 S: 5	H: 0 LOB: 0 BB: 0 P: 5	R: 2 E: 0 K: 0 S: 5	H: 2 LOB: 1 BB: 1 P: 9	R: 0 E: 0 K: 1 S: 5	H: 0 LOB: 1 BB: 1 P: 10	R: 2 E: 0 K: 1 S: 8	H: 3 LOB: 2 BB: 1 P: 12	R: 0 E: 0 K: 1 S: 6	H: 1 LOB: 1 BB: 0 P: 6	R: 0 E: 0 K: 0 S: 5	H: 2 LOB: 2 BB: 0 P: 5	R: 2 E: 0 K: 0 S: 6	H: 3 LOB: 1 BB: 0 P: 7			
<b>PITCHER</b>	IP WLS BF H R ER SO BB IBB HBP BLK WP HR S P ERA WHIP																
23 Brandon Morrow, R (1, 1) ERA: 9.0	5.0 L 23 5 4 4 4 3 0 0 0 0 0 0 0 28 41 7.20 1.600																
33 Jeremy Jeffress, R (6, 1) ERA: 2.53	1.0 4 1 0 0 1 0 0 0 0 0 0 0 0 6 6 0.00 1.000																
44 Casey Janssen, R (7, 1) ERA: 2.53	1.0 5 2 0 0 0 0 0 0 0 0 0 0 0 5 5 0.00 2.000																
21 Sergio Santos, R (8, 1) ERA: 4.5	0.0 1 1 1 1 0 0 0 0 0 0 0 0 0 1 1 ∞ ∞																
69 Tony Davis, L (8, 1) ERA: 13.5	0.1 3 2 1 1 0 0 0 0 0 0 0 0 0 5 6 27.00 6.000																

Batter	1	2	3	4	5	6	7	8	9	AB	R	H	RBI	BB	SO	LOB	BOTTOM
9 Matt Tuiasosopo, R (1, 7) OBP: 0.214, SLG: 0.162										3	0	1	0	0	2	0	<b>Philadelphia Phillies @ Toronto Blue Jays</b> Florida Auto Exchange Stadium, Dunedin, FL Mon Mar 24 2014, 1:09 PM - 3:25 PM EDT Att: 4,658 - Cloudy - 70 F <a href="http://livebaseballscorecards.com">livebaseballscorecards.com</a>
13 Brett Lawrie, R (1, 5) 66 Munenori Kawasaki, L (6, PH) (7, 5) OBP: 0.377, SLG: 0.438 OBP: 0.300, SLG: 0.222	F8									2	0	1	0	1	0	0	
28 Colby Rasmus, L (1, 10) OBP: 0.275, SLG: 0.359										3	0	1	1	0	2	2	
19 José Bautista, R (1, 8) 1 Jonathan Diaz, R (5, 8) OBP: 0.439, SLG: 0.745 OBP: 0.318, SLG: 0.118	F7		F7		F7		G6-3			2	0	0	0	0	0	2	
26 Adam Lind, L (1, 3) Gabe Jacobo, R (7, 3) OBP: 0.408, SLG: 0.587 OBP: 1.000, SLG: 1.000	G1-3			FC4-6						2	0	0	0	0	0	2	
30 Dioner Navarro, S (1, 2) 22 Josh Thole, L (6, 2) OBP: 0.289, SLG: 0.302 OBP: 0.261, SLG: 0.304	F7					G4-3				2	0	0	0	0	0	0	
68 Brad Glenn, R (1, 9) 72 Brett Carroll, R (6, 9) OBP: 0.286, SLG: 0.538 OBP: 1.000, SLG: 2.000										2	0	0	0	0	2	0	
3 Maicer Izturis, S (1, 6) Andy Burns, R (7, PH) (6, 4) OBP: 0.281, SLG: 0.258 OBP: 0.571, SLG: 0.500				G3		F7		F8		2	0	0	0	0	0	0	
17 Ryan Goins, L (1, 4) 72 Kevin Nolan, R (7, PH) (6, 6) OBP: 0.228, SLG: 0.208 OBP: 1.000, SLG: 2.000						G6-3		F9		2	0	0	0	0	0	0	
<b>Inning Stats</b>	R: 0 E: 0 K: 2 S: 7	H: 0 LOB: 0 BB: 0 P: 7	R: 0 E: 0 K: 0 S: 3	H: 0 LOB: 0 BB: 0 P: 3	R: 0 E: 0 K: 1 S: 5	H: 0 LOB: 0 BB: 0 P: 5	R: 0 E: 0 K: 1 S: 6	H: 1 LOB: 2 BB: 1 P: 10	R: 0 E: 0 K: 1 S: 5	H: 0 LOB: 0 BB: 0 P: 5	R: 1 E: 0 K: 1 S: 7	H: 2 LOB: 2 BB: 0 P: 7	R: 2 E: 0 K: 0 S: 5	H: 3 LOB: 0 BB: 0 P: 5			
<b>PITCHER</b>	IP WLS BF H R ER SO BB IBB HBP BLK WP HR S P ERA WHIP																
78 David Buchanan, R (1, 1) ERA: 2.25	2.0 W 6 0 0 0 2 1 0 0 0 0 0 0 9 13 0.00 1.500																
48 Philippe Aumont, R (4, 1) ERA: 3.0	1.2 H 5 0 0 0 1 0 0 0 0 0 0 0 7 7 0.00 0.000																
33 Greg Smith, L (6, 1) ERA: 16.2	1.2 9 5 3 3 1 0 0 0 0 0 0 0 11 11 16.20 3.000																
54 Hector Neris, R (7, 1) ERA: 16.2	0.1 S 1 0 0 0 0 0 0 0 0 0 0 0 1 1 0.00 0.000																

AB	32
R	6
H	11
RBI	6
BB	3
SO	5
LOB	13























Batter	1	2	3	4	5	6	7	8	9	AB R H RBI BB SO LOB	TOP																								
											Pittsburgh Pirates @ Philadelphia Phillies Citizens Bank Park, Philadelphia, PA Sat Mar 29 2014, 1:05 PM EDT <a href="http://livebaseballscorecards.com">livebaseballscorecards.com</a>																								
										AB		0																							
										R		0																							
										H		0																							
										RBI		0																							
										BB		0																							
										SO		0																							
										LOB		0																							
																																			
Inning Stats	1B: 0	SF: 0	WP: 0	PA: 0																															
	2B: 0	SAC: 0	FB: 0																																
	3B: 0	DP: 0	SB: 0																																
	HR: 0	HBP: 0	CS: 0																																
PITCHER	IP	WLS	BF	H	R	ER	SO	BB	IBB	HBP	BLK	WP	HR	S	P	ERA	WHIP	PITCHER	IP	WLS	BF	H	R	ER	SO	BB	IBB	HBP	BLK	WP	HR	S	P	ERA	WHIP

Batter	1	2	3	4	5	6	7	8	9	AB R H RBI BB SO LOB	BOTTOM																								
											Pittsburgh Pirates @ Philadelphia Phillies Citizens Bank Park, Philadelphia, PA Sat Mar 29 2014, 1:05 PM EDT <a href="http://livebaseballscorecards.com">livebaseballscorecards.com</a>																								
										AB		0																							
										R		0																							
										H		0																							
										RBI		0																							
										BB		0																							
										SO		0																							
										LOB		0																							
																																			
Inning Stats	1B: 0	SF: 0	WP: 0	PA: 0																															
	2B: 0	SAC: 0	FB: 0																																
	3B: 0	DP: 0	SB: 0																																
	HR: 0	HBP: 0	CS: 0																																
PITCHER	IP	WLS	BF	H	R	ER	SO	BB	IBB	HBP	BLK	WP	HR	S	P	ERA	WHIP	PITCHER	IP	WLS	BF	H	R	ER	SO	BB	IBB	HBP	BLK	WP	HR	S	P	ERA	WHIP



Batter	1	2	3	4	5	6	7	8	9	AB	R	H	RBI	BB	SO	LOB	TOP								
2 Ben Revere, L OBP: 0.500, SLG: 0.500	G3	11 HR		26 1B	L9			K		6	2	3	3	0	1	1	Philadelphia Phillies @ Texas Rangers Globe Life Park in Arlington, Arlington, TX Mon Mar 31 2014, 2:08 PM - 5:44 PM EDT Att: 49,031 - Partly Cloudy - 74 F								
11 Jimmy Rollins, S OBP: 0.167, SLG: 0.667	F9			K	F8	G4-3		G4-3		6	1	1	4	0	1	4									
26 Chase Utley, L OBP: 0.500, SLG: 0.667	L7	G4-3				G4-3				6	0	3	1	0	0	0									
6 Ryan Howard, L OBP: 0.500, SLG: 0.400			9 G4-3	9 WP		K				5	1	2	0	1	3	2									
3 Marlon Byrd, R OBP: 0.333, SLG: 0.833										6	1	2	1	0	1	5									
9 Dornic Brown, L OBP: 0.200, SLG: 0.200										5	1	1	0	0	1	4									
51 Carlos Ruiz, R OBP: 0.600, SLG: 0.333										3	3	1	0	2	0	2									
25 Cody Asche, L OBP: 0.800, SLG: 1.750										4	4	3	2	1	0	2									
19 Tony Gwynn Jr., L OBP: 0.667, SLG: 1.000										1	1	0	0	1	1	0									
15 John Mayberry Jr., R OBP: 0.667, SLG: 1.000										2	0	1	2	1	0	0									
<b>Inning Stats</b>	R: 0 E: 0 K: 0 S: 6	H: 0 LOB: 0 BB: 0 P: 9	R: 6 E: 0 K: 0 S: 17	H: 3 LOB: 0 BB: 3 P: 38	R: 0 E: 0 K: 0 S: 11	H: 2 LOB: 2 BB: 0 P: 20	R: 1 E: 0 K: 2 S: 17	H: 3 LOB: 2 BB: 1 P: 26	R: 2 E: 0 K: 0 S: 9	H: 2 LOB: 1 BB: 0 P: 17	R: 4 E: 1 K: 1 S: 21	H: 4 LOB: 2 BB: 2 P: 34	R: 0 E: 0 K: 3 S: 12	H: 1 LOB: 0 BB: 0 P: 15	R: 1 E: 0 K: 1 S: 11	H: 1 LOB: 0 BB: 0 P: 19	R: 0 E: 0 K: 1 S: 12	H: 1 LOB: 1 BB: 0 P: 14	1B: 11 2B: 3 3B: 0 HR: 3	SF: 0 SAC: 0 DP: 0 HBP: 0	WP: 1 PB: 0 SB: 3 CS: 0	PA: 50			
<b>PITCHER</b>	IP WLS BF H R ER SO BB IBB HBP BLK WP HR S P ERA WHIP	IP WLS BF H R ER SO BB IBB HBP BLK WP HR S P ERA WHIP	IP WLS BF H R ER SO BB IBB HBP BLK WP HR S P ERA WHIP	IP WLS BF H R ER SO BB IBB HBP BLK WP HR S P ERA WHIP	IP WLS BF H R ER SO BB IBB HBP BLK WP HR S P ERA WHIP	IP WLS BF H R ER SO BB IBB HBP BLK WP HR S P ERA WHIP	IP WLS BF H R ER SO BB IBB HBP BLK WP HR S P ERA WHIP	IP WLS BF H R ER SO BB IBB HBP BLK WP HR S P ERA WHIP	IP WLS BF H R ER SO BB IBB HBP BLK WP HR S P ERA WHIP	IP WLS BF H R ER SO BB IBB HBP BLK WP HR S P ERA WHIP	IP WLS BF H R ER SO BB IBB HBP BLK WP HR S P ERA WHIP	IP WLS BF H R ER SO BB IBB HBP BLK WP HR S P ERA WHIP	IP WLS BF H R ER SO BB IBB HBP BLK WP HR S P ERA WHIP	IP WLS BF H R ER SO BB IBB HBP BLK WP HR S P ERA WHIP	IP WLS BF H R ER SO BB IBB HBP BLK WP HR S P ERA WHIP	IP WLS BF H R ER SO BB IBB HBP BLK WP HR S P ERA WHIP	IP WLS BF H R ER SO BB IBB HBP BLK WP HR S P ERA WHIP	IP WLS BF H R ER SO BB IBB HBP BLK WP HR S P ERA WHIP	IP WLS BF H R ER SO BB IBB HBP BLK WP HR S P ERA WHIP	IP WLS BF H R ER SO BB IBB HBP BLK WP HR S P ERA WHIP	IP WLS BF H R ER SO BB IBB HBP BLK WP HR S P ERA WHIP	IP WLS BF H R ER SO BB IBB HBP BLK WP HR S P ERA WHIP	IP WLS BF H R ER SO BB IBB HBP BLK WP HR S P ERA WHIP	IP WLS BF H R ER SO BB IBB HBP BLK WP HR S P ERA WHIP	IP WLS BF H R ER SO BB IBB HBP BLK WP HR S P ERA WHIP

AB	44
R	14
H	17
RBI	13
BB	6
SO	8
LOB	20



Batter	1	2	3	4	5	6	7	8	9	AB	R	H	RBI	BB	SO	LOB	BOTTOM								
17 Shin-Soo Choo, L OBP: 0.200, SLG: 0.200	F8	G4-3		FC6-4		K				4	0	0	0	1	1	2	Philadelphia Phillies @ Texas Rangers Globe Life Park in Arlington, Arlington, TX Mon Mar 31 2014, 2:08 PM - 5:44 PM EDT Att: 49,031 - Partly Cloudy - 74 F								
1 Elvis Andrus, R OBP: 0.200, SLG: 0.200	G6-3	L9				G3		FC4		5	0	1	0	0	0	4									
84 Prince Fielder, L OBP: 0.200, SLG: 0.200	G4-3									5	1	1	0	0	1	2									
29 Adrián Beltré, R OBP: 0.600, SLG: 0.750										4	3	2	0	1	0	2									
Alex Rios, R OBP: 0.600, SLG: 1.200										5	3	3	3	0	0	0									
18 Mitch Moreland, L OBP: 0.500, SLG: 0.500										3	0	0	0	0	1	2									
15 Michael Choice, R OBP: 0.500, SLG: 0.750										2	0	1	0	0	0	0									
7 J.P. Arencibia, R OBP: 0.400, SLG: 0.500										4	2	1	0	1	1	2									
2 Leonys Martin, L OBP: 0.600, SLG: 0.500										4	1	2	2	1	0	0									
12 Josh Wilson, R OBP: 0.667, SLG: 1.000										3	0	2	3	0	0	1									
35 James Adduci, L OBP: 1.000, SLG: 1.000										1	0	1	1	0	0	0									
16 Donnie Murphy, R OBP: 0.500, SLG: 0.500										0	0	0	0	0	0	0									
<b>Inning Stats</b>	R: 0 E: 0 K: 0 S: 9	H: 0 LOB: 0 BB: 0 P: 11	R: 4 E: 0 K: 0 S: 20	H: 4 LOB: 1 BB: 1 P: 31	R: 3 E: 0 K: 1 S: 17	H: 3 LOB: 0 BB: 0 P: 24	R: 0 E: 0 K: 0 S: 15	H: 2 LOB: 2 BB: 0 P: 18	R: 1 E: 0 K: 0 S: 10	H: 2 LOB: 1 BB: 0 P: 17	R: 0 E: 0 K: 2 S: 7	H: 0 LOB: 0 BB: 0 P: 11	R: 2 E: 0 K: 0 S: 13	H: 3 LOB: 3 BB: 3 P: 32	R: 0 E: 0 K: 0 S: 9	H: 0 LOB: 0 BB: 0 P: 16	R: 0 E: 0 K: 1 S: 9	H: 0 LOB: 0 BB: 0 P: 12	1B: 10 2B: 3 3B: 0 HR: 1	SF: 0 SAC: 0 DP: 1 HBP: 0	WP: 0 PB: 0 SB: 0 CS: 0	PA: 44			
<b>PITCHER</b>	IP WLS BF H R ER SO BB IBB HBP BLK WP HR S P ERA WHIP	IP WLS BF H R ER SO BB IBB HBP BLK WP HR S P ERA WHIP	IP WLS BF H R ER SO BB IBB HBP BLK WP HR S P ERA WHIP	IP WLS BF H R ER SO BB IBB HBP BLK WP HR S P ERA WHIP	IP WLS BF H R ER SO BB IBB HBP BLK WP HR S P ERA WHIP	IP WLS BF H R ER SO BB IBB HBP BLK WP HR S P ERA WHIP	IP WLS BF H R ER SO BB IBB HBP BLK WP HR S P ERA WHIP	IP WLS BF H R ER SO BB IBB HBP BLK WP HR S P ERA WHIP	IP WLS BF H R ER SO BB IBB HBP BLK WP HR S P ERA WHIP	IP WLS BF H R ER SO BB IBB HBP BLK WP HR S P ERA WHIP	IP WLS BF H R ER SO BB IBB HBP BLK WP HR S P ERA WHIP	IP WLS BF H R ER SO BB IBB HBP BLK WP HR S P ERA WHIP	IP WLS BF H R ER SO BB IBB HBP BLK WP HR S P ERA WHIP	IP WLS BF H R ER SO BB IBB HBP BLK WP HR S P ERA WHIP	IP WLS BF H R ER SO BB IBB HBP BLK WP HR S P ERA WHIP	IP WLS BF H R ER SO BB IBB HBP BLK WP HR S P ERA WHIP	IP WLS BF H R ER SO BB IBB HBP BLK WP HR S P ERA WHIP	IP WLS BF H R ER SO BB IBB HBP BLK WP HR S P ERA WHIP	IP WLS BF H R ER SO BB IBB HBP BLK WP HR S P ERA WHIP	IP WLS BF H R ER SO BB IBB HBP BLK WP HR S P ERA WHIP	IP WLS BF H R ER SO BB IBB HBP BLK WP HR S P ERA WHIP	IP WLS BF H R ER SO BB IBB HBP BLK WP HR S P ERA WHIP	IP WLS BF H R ER SO BB IBB HBP BLK WP HR S P ERA WHIP	IP WLS BF H R ER SO BB IBB HBP BLK WP HR S P ERA WHIP	IP WLS BF H R ER SO BB IBB HBP BLK WP HR S P ERA WHIP

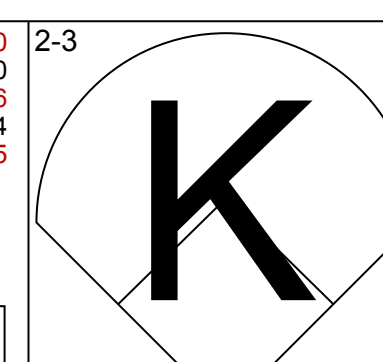
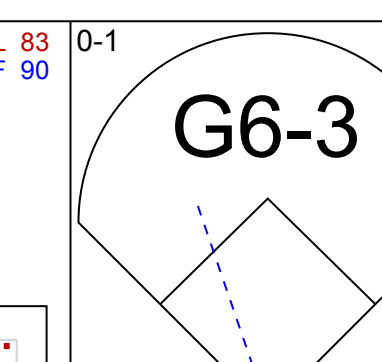
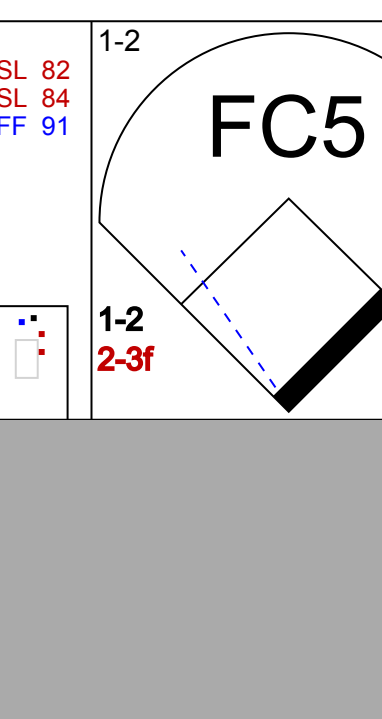
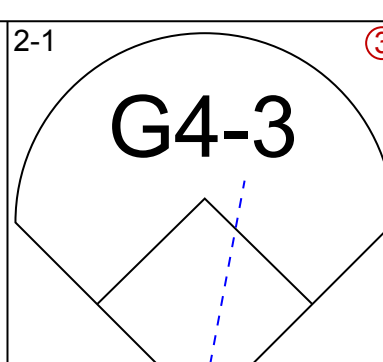
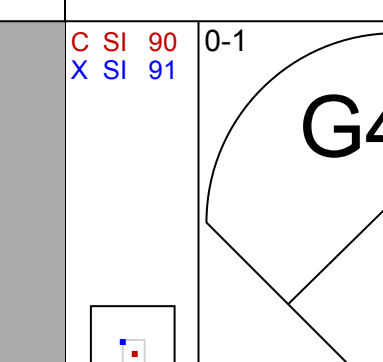
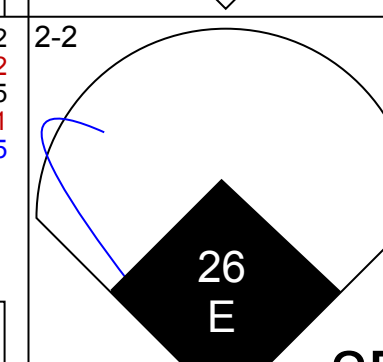
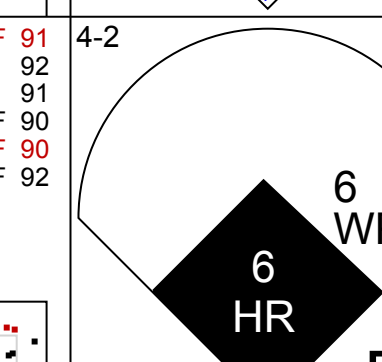
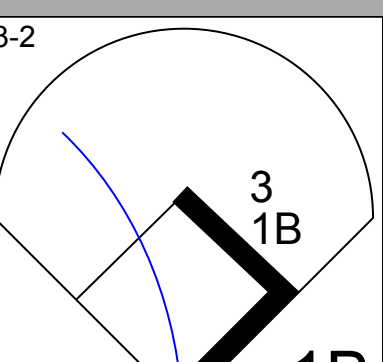
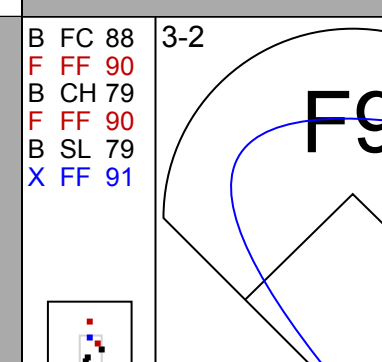
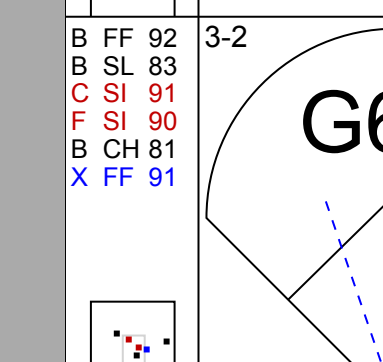
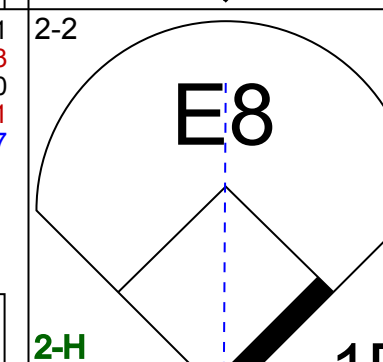
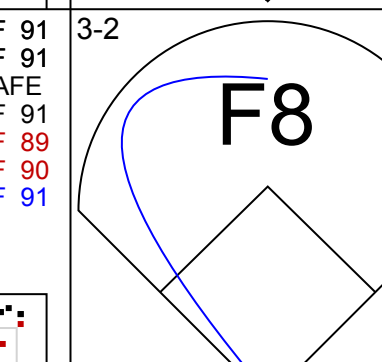
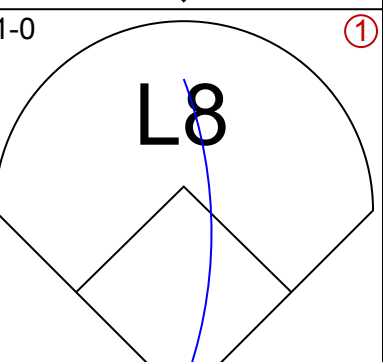
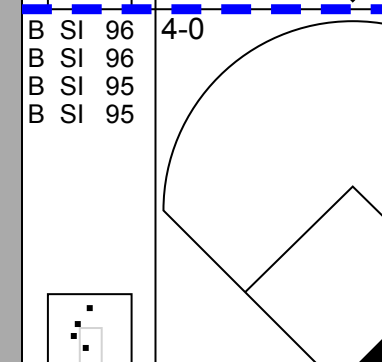
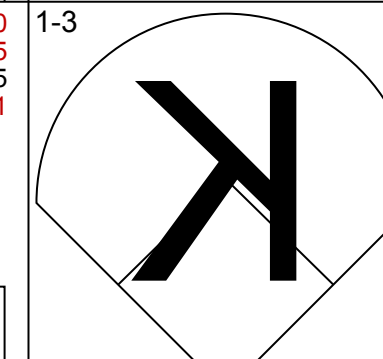
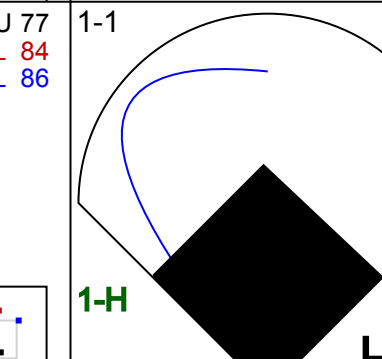
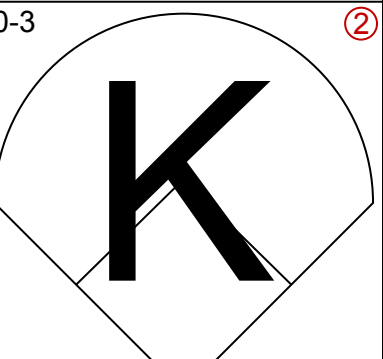
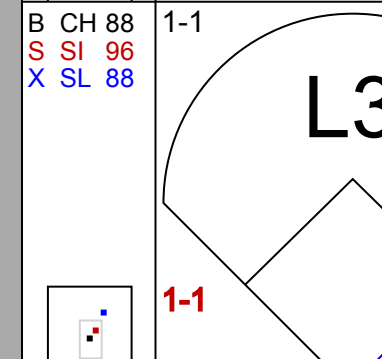

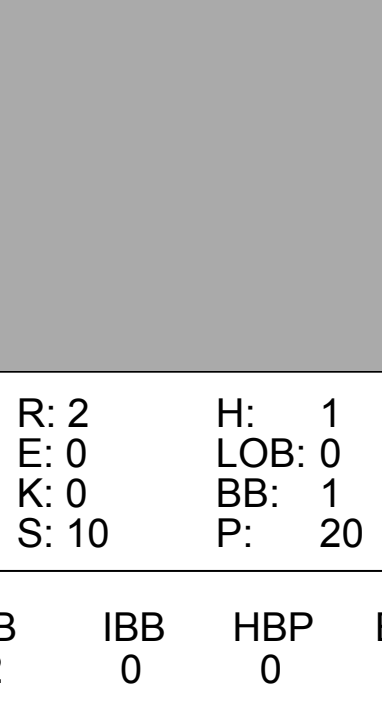
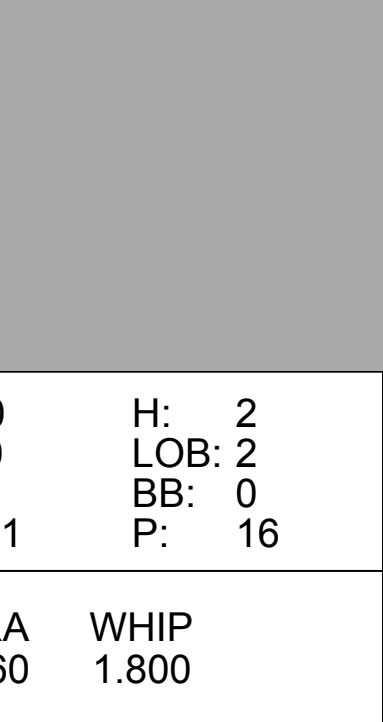
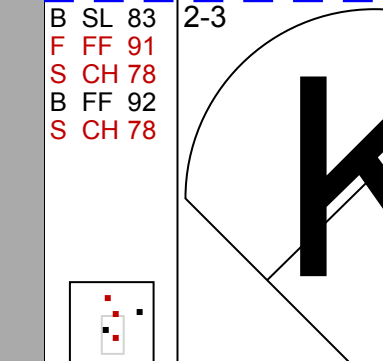
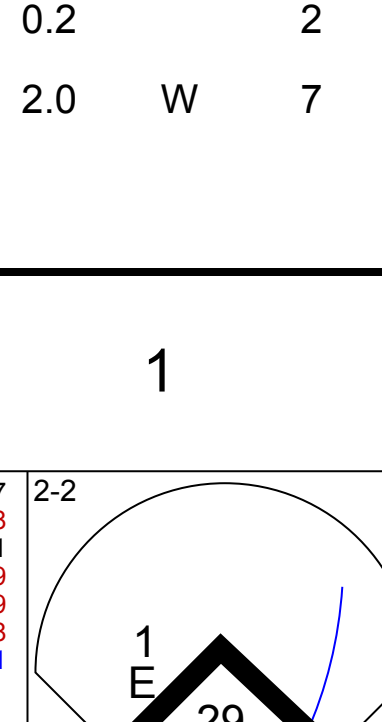
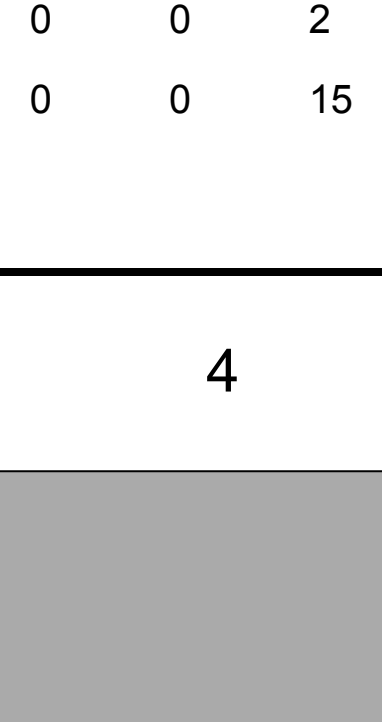
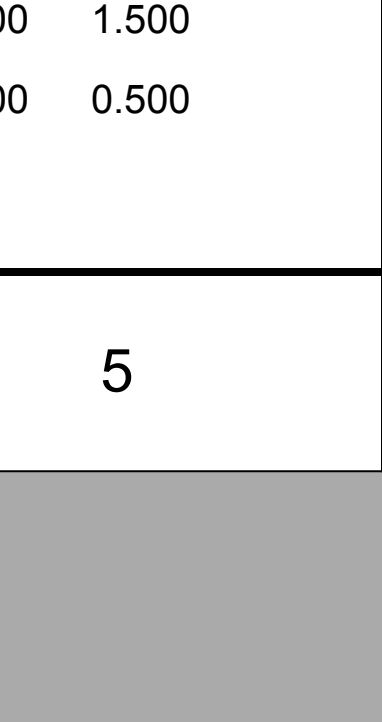
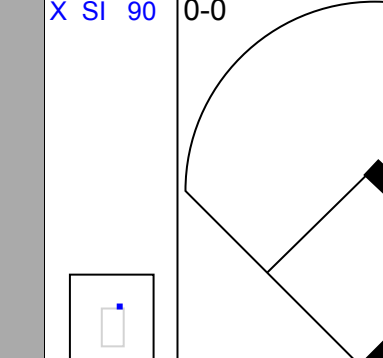
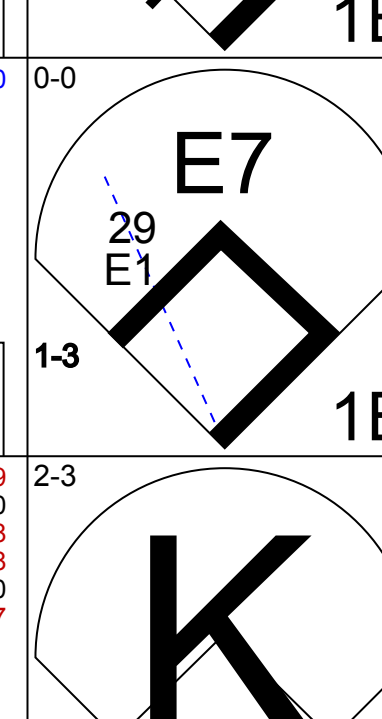
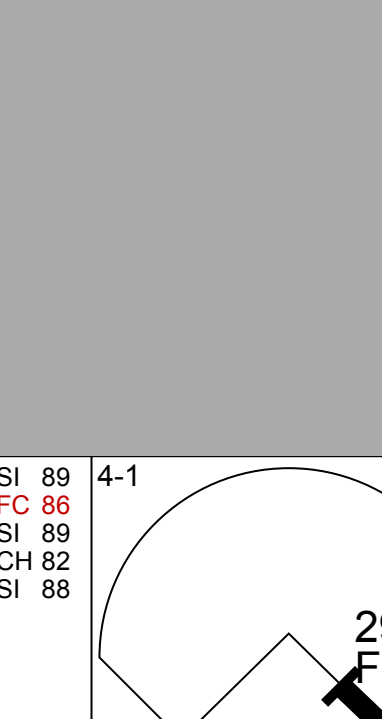
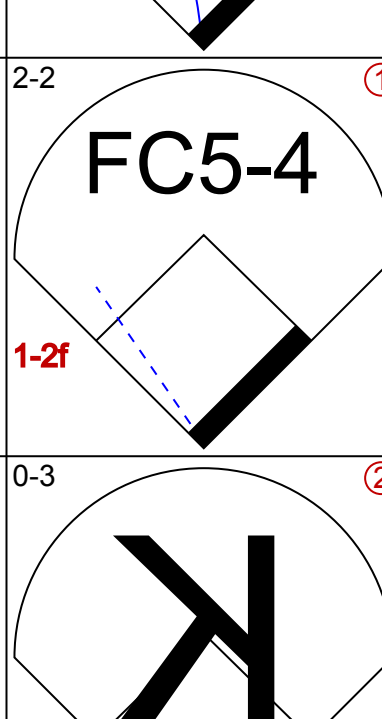
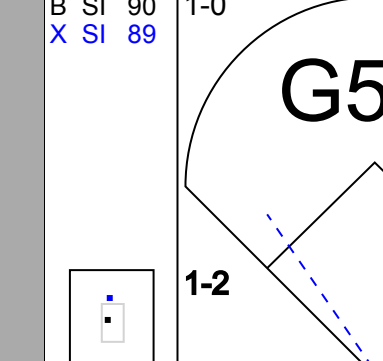
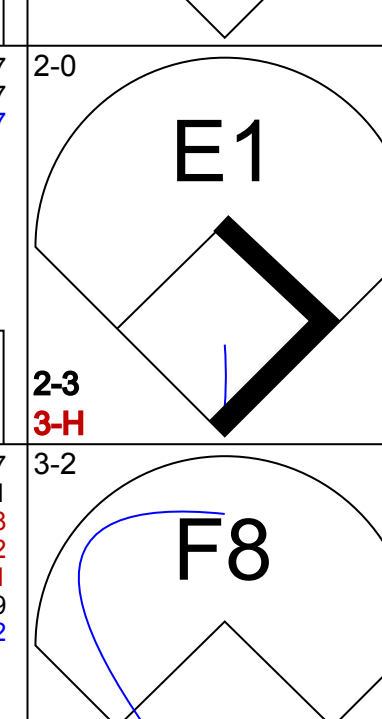
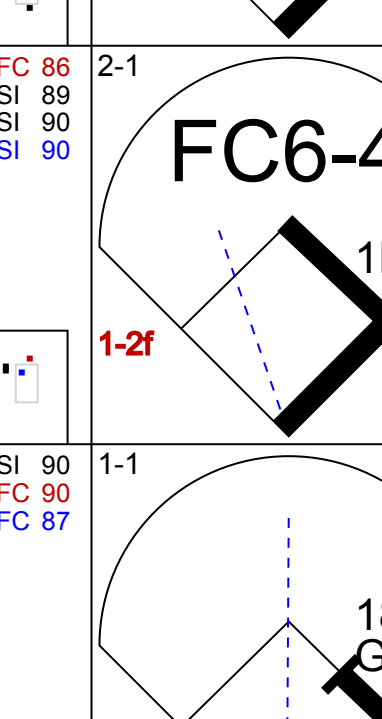
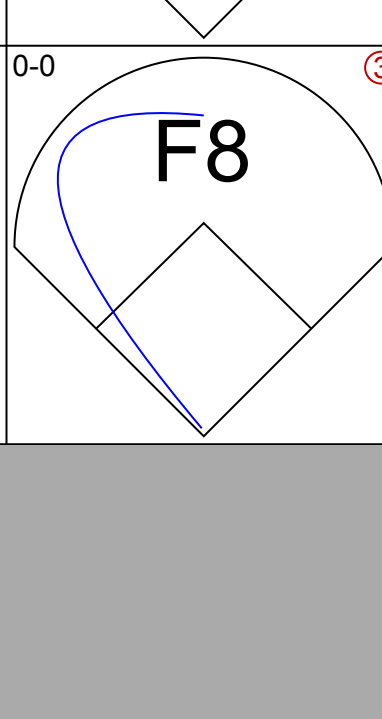
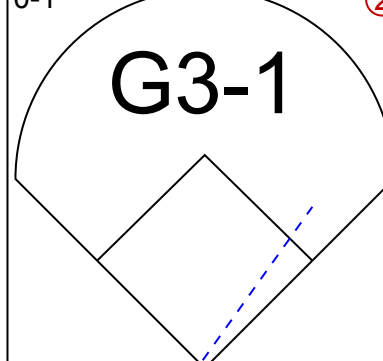
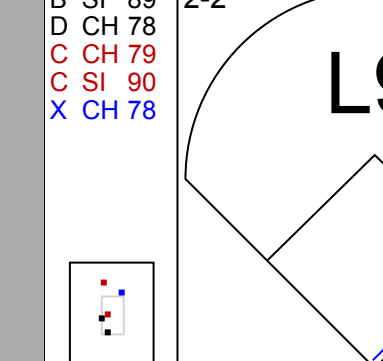


AB	40
R	10
H	14
RBI	9
BB	4
SO	4
LOB	15







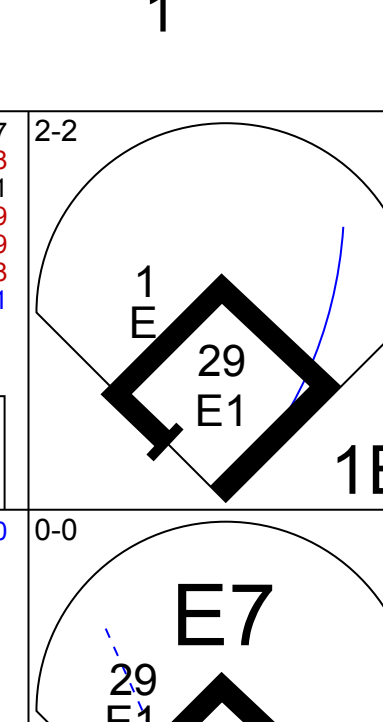
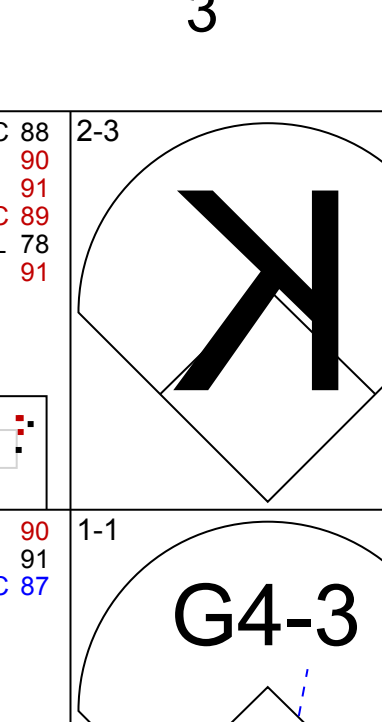
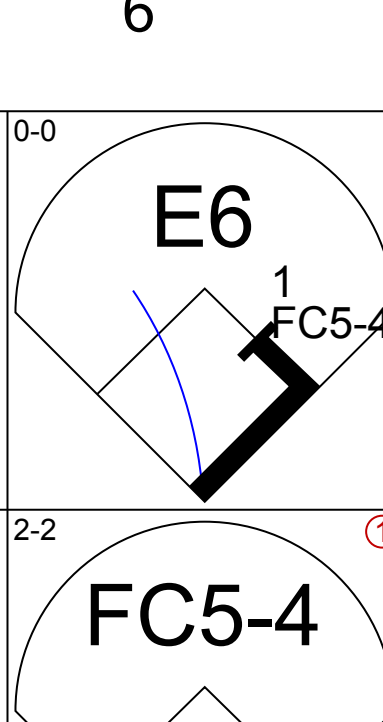
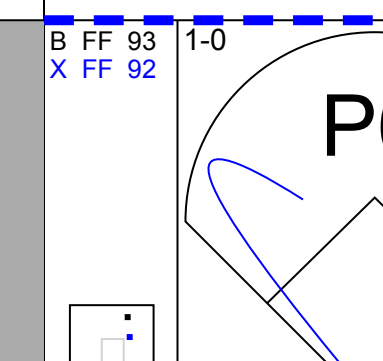
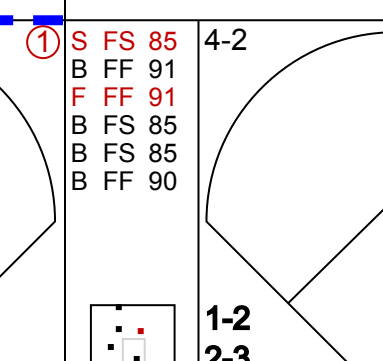
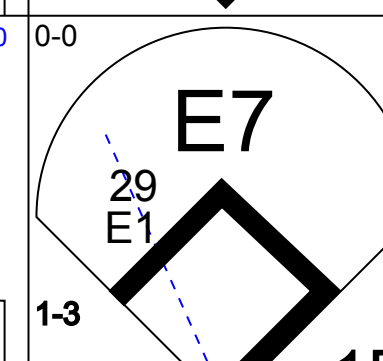
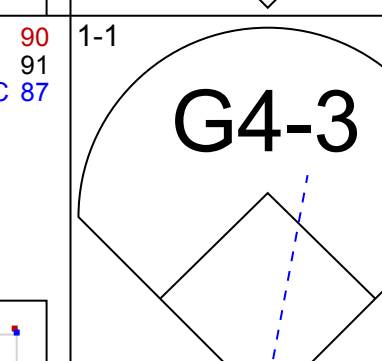
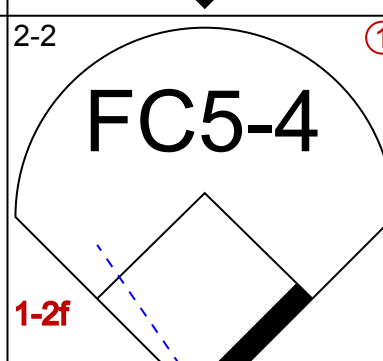
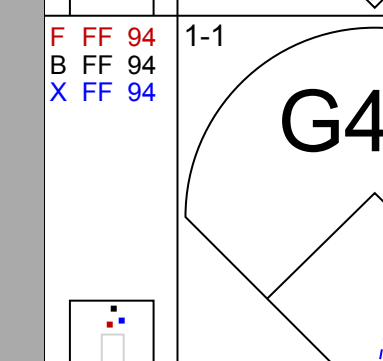
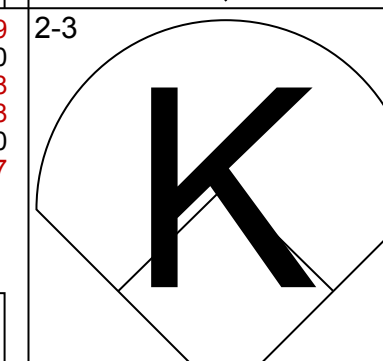
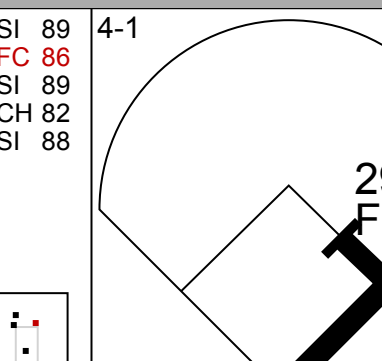
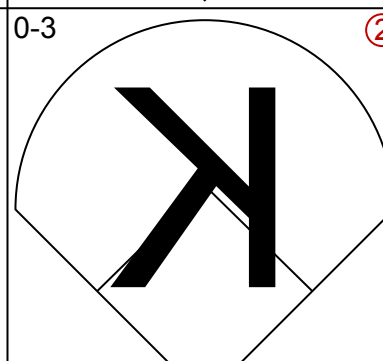
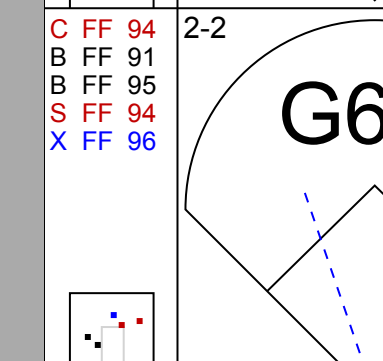
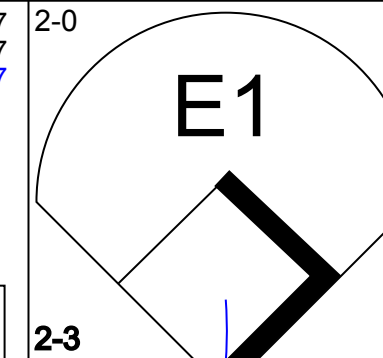
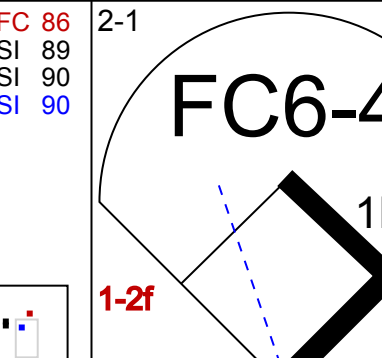
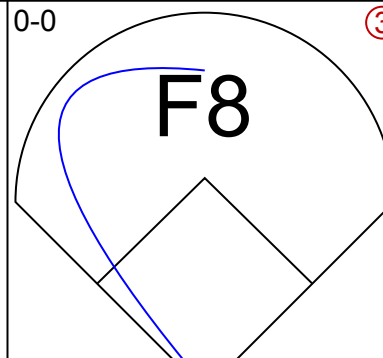
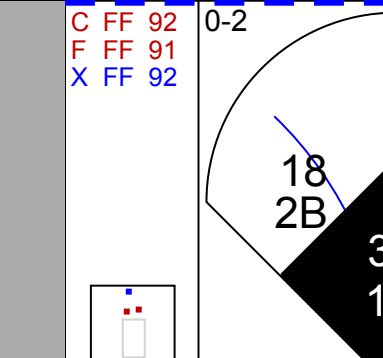
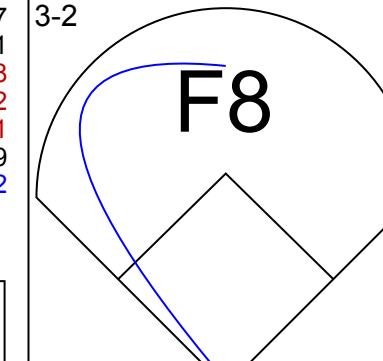
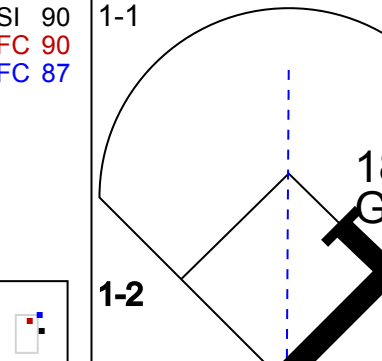

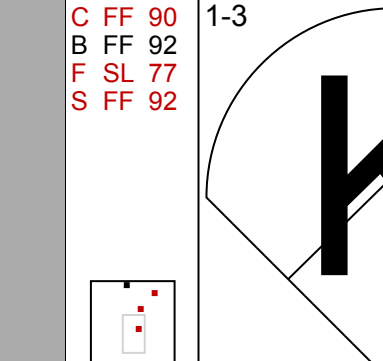

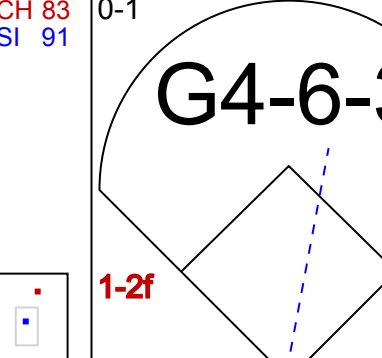

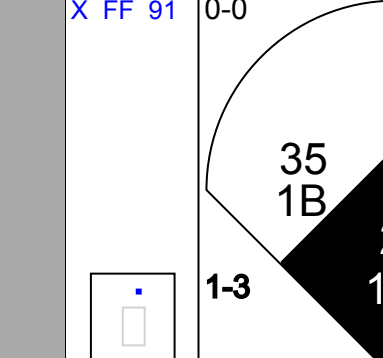


Batter	1	2	3	4	5	6	7	8	9	AB	R	H	RBI	BB	SO	LOB	TOP
2 Ben Revere, L (1,8) OBP: 0.214, SLG: 0.214										5	0	0	0	0	1	3	
51 Carlos Ruiz, R (1,2) OBP: 0.429, SLG: 0.364										4	2	2	0	1	0	0	
26 Chase Utley, L (1,4) OBP: 0.429, SLG: 0.462										3	0	1	0	1	0	2	
6 Ryan Howard, L (1,10) OBP: 0.357, SLG: 0.615										4	1	1	2	0	2	3	
3 Marlon Byrd, R (1,9) OBP: 0.429, SLG: 0.615										4	0	1	0	0	2	1	
9 Dornic Brown, L (1,7) OBP: 0.200, SLG: 0.200										4	0	1	0	0	2	2	
19 Tony Gwynn Jr., L (9,7)										0	0	0	0	0	0	0	
15 John Mayberry Jr., R (1,3) OBP: 0.400, SLG: 0.375										3	0	1	0	1	0	1	
25 Cody Asche, L (1,5) OBP: 0.556, SLG: 1.000										4	0	1	0	0	1	2	
7 Jayson Nix, R (1,6) OBP: 0.286, SLG: 0.286										3	0	1	0	0	0	2	
<b>Inning Stats</b>	R: 1 H: 2 E: 1 K: 3 S: 18	H: 2 R: 0 ER: 0 LOB: 1 BB: 0 P: 28	R: 2 H: 1 E: 0 K: 0 S: 10	H: 1 R: 0 ER: 0 LOB: 0 BB: 1 P: 20	R: 0 H: 0 E: 1 K: 2 S: 14	H: 2 R: 0 ER: 0 LOB: 2 BB: 0 P: 16	R: 0 H: 1 E: 0 K: 0 S: 9	R: 0 H: 0 E: 0 K: 0 S: 5	R: 0 H: 1 E: 0 K: 1 S: 8	R: 0 H: 0 E: 0 K: 0 S: 7	1B: 7 2B: 2 3B: 0 HR: 1	SF: 0 SAC: 0 DP: 2 HBP: 0	WP: 1 PB: 1 CS: 0	PA: 38			
<b>PITCHER</b>	IP WLS BF H R ER SO BB IBB HBP BLK WP HR S P ERA WHIP																
46 Robbie Ross Jr., L (1,1) ERA: 3.6	5.0	24	7	3	2	7	2	0	0	0	0	1	1	63	96	3.60	1.800
37 Shawn Tolleson, R (6,1) ERA: 3.95	1.1	5	1	0	0	0	0	0	0	0	0	0	0	12	20	0.00	0.750
32 Pedro Figueroa, L (7,1) ERA: 15.43	0.2	2	0	0	0	0	1	0	0	0	0	0	0	2	7	0.00	1.500
19 Seth Rosin, R (8,1) ERA:	2.0	W	7	1	0	0	1	0	0	0	0	0	0	15	25	0.00	0.500

Philadelphia Phillies @ Texas Rangers  
Globe Life Park in Arlington, Arlington, TX  
Wed Apr 02 2014, 8:12 PM - 11:13 PM EDT  
Att: 28,218 - Cloudy - 78 F

AB 34  
R 3  
H 9  
RBI 2  
BB 3  
SO 8  
LOB 16



Batter	1	2	3	4	5	6	7	8	9	AB	R	H	RBI	BB	SO	LOB	BOTTOM
17 Shin-Soo Choo, L (1,7) OBP: 0.467, SLG: 0.273										4	0	1	1	1	1	0	
1 Elvis Andrus, R (1,6) OBP: 0.250, SLG: 0.250										4	0	1	0	0	0	1	
84 Prince Fielder, L (1,3) OBP: 0.286, SLG: 0.250										3	0	0	0	1	2	3	
29 Adrian Beltré, R (1,5) OBP: 0.500, SLG: 0.583										4	1	1	0	0	0	4	
Alex Rios, R (1,9) OBP: 0.462, SLG: 0.750										4	0	1	0	0	1	3	
18 Mitch Moreland, L (1,10) OBP: 0.300, SLG: 0.600										4	2	2	0	0	0	2	
7 J.P. Arencibia, R (1,2) OBP: 0.400, SLG: 0.600										3	0	0	0	0	1	1	
35 James Adduci, L (9, PH) OBP: 1.000, SLG: 1.000										1	1	1	1	0	0	0	
2 Leonys Martin, L (1,8) OBP: 0.538, SLG: 0.455										4	0	2	2	0	0	0	
12 Josh Wilson, R (1,4) OBP: 0.400, SLG: 0.600										2	0	0	0	0	0	0	
15 Michael Choice, R (7, PH) OBP: 0.250, SLG: 0.250										1	0	0	0	0	0	1	
16 Donnie Murphy, R (8,4) OBP: 0.400, SLG: 0.250										0	0	0	0	1	0	0	
<b>Inning Stats</b>	R: 0 H: 2 E: 2 K: 1 S: 15	H: 0 R: 0 ER: 0 LOB: 0 BB: 0 P: 8	R: 0 H: 0 E: 0 K: 1 S: 9	H: 0 R: 0 ER: 0 LOB: 0 BB: 0 P: 13	R: 0 H: 1 E: 0 K: 0 S: 7	R: 0 H: 0 E: 0 K: 0 S: 8	R: 0 H: 0 E: 1 K: 1 S: 8	R: 1 H: 2 E: 0 K: 0 S: 11	R: 0 H: 0 E: 0 K: 0 S: 6	R: 3 H: 4 E: 0 K: 1 S: 12	1B: 7 2B: 1 3B: 1 HR: 0	SF: 0 SAC: 0 DP: 1 HBP: 0	WP: 0 PB: 0 CS: 0	PA: 37			
<b>PITCHER</b>	IP WLS BF H R ER SO BB IBB HBP BLK WP HR S P ERA WHIP																
38 Kyle Kendrick, R (1,1) ERA: 1.23	7.0	27	5	1	1	4	1	0	0	0	0	0	0	65	100	1.29	0.857
43 Mario Hollands, L (8,1) ERA: 6.75	1.0	H	3	0	0	0	0	0	0	0	0	0	6	10	0.00	0.000	
58 Jonathan Papelbon, R (9,1) ERA: 20.25	0.1	L	7	4	3	3	1	2	0	0	0	0	0	12	21	81.00	18.000

Philadelphia Phillies @ Texas Rangers  
Globe Life Park in Arlington, Arlington, TX  
Wed Apr 02 2014, 8:12 PM - 11:13 PM EDT  
Att: 28,218 - Cloudy - 78 F

AB 34  
R 4  
H 9  
RBI 4  
BB 3  
SO 5  
LOB 15









Batter	1	2	3	4	5	6	7	8	9	AB	R	H	RBI	BB	SO	LOB	TOP										
2 Ben Revere, L OBP: 0.292, SLG: 0.292	G4-3		F7				K		G4-3	5	0	1	0	0	1	1	<b>Philadelphia Phillies @ Chicago Cubs</b> Wrigley Field, Chicago, IL Sat Apr 05 2014, 1:22 PM - 4:15 PM CDT Att: 30,651 - Sunny - 39 F										
11 Jimmy Rollins, S OBP: 0.143, SLG: 0.357	P6		G3-6-1				K		K	4	0	0	0	0	2	2											
26 Chase Utley, L OBP: 0.522, SLG: 0.857	HR									3	2	3	1	1	0	0											
6 Ryan Howard, L OBP: 0.391, SLG: 0.500	BB									3	0	1	0	1	1	2											
3 Marlon Byrd, R OBP: 0.304, SLG: 0.381	K									3	0	0	0	1	2	4											
9 Dornic Brown, L OBP: 0.421, SLG: 0.412	F7									2	0	1	1	2	0	0											
21 Wil Nieves, R	G4-3		G5-3							4	0	0	0	0	1	7											
25 Cody Asche, L OBP: 0.294, SLG: 0.500	K									4	0	0	0	0	2	0											
33 Cliff Lee, L OBP: 0.333, SLG: 0.333										3	0	1	0	0	1	0											
63 Jake Diekmann, R										0	0	0	0	0	0	0											
16 César Hernández, S OBP: 0.500, SLG: 0.750										1	0	0	0	0	1	0											
58 Jonathan Papelbon, R										0	0	0	0	0	0	0											
<b>Inning Stats</b>	R: 1 E: 0 K: 1 S: 12	H: 1 LOB: 1 BB: 1 P: 19	R: 0 E: 0 K: 1 S: 10	H: 0 LOB: 0 BB: 0 P: 14	R: 0 E: 0 K: 0 S: 10	H: 1 LOB: 0 BB: 0 P: 16	R: 1 E: 0 K: 0 S: 12	H: 2 LOB: 1 BB: 1 P: 19	R: 0 E: 0 K: 1 S: 8	H: 1 LOB: 2 BB: 1 P: 9	R: 0 E: 0 K: 2 S: 12	H: 1 LOB: 2 BB: 1 P: 21	R: 0 E: 0 K: 3 S: 11	H: 0 LOB: 0 BB: 0 P: 15	R: 0 E: 0 K: 2 S: 13	H: 1 LOB: 3 BB: 2 P: 24	R: 0 E: 0 K: 1 S: 9	H: 0 LOB: 0 BB: 0 P: 14	1B: 5 2B: 1 3B: 0 HR: 1	SF: 0 SAC: 0 DP: 2 HBP: 0	WP: 0 PB: 0 SB: 1 CS: 0	PA: 37					
<b>PITCHER</b>	IP	WLS	BF	H	R	ER	SO	BB	IBB	HBP	BLK	WP	HR	S	P	ERA	WHIP										
29 Jeff Samardzija, R ERA: 1.29	7.0	L	28	6	2	2	8	2	1	0	0	0	1	75	113	2.57	1.143										
40 James Russell, L ERA: 4.5	0.2		5	1	0	0	2	1	1	0	0	0	0	10	21	0.00	3.000										
52 Justin Grimm, R ERA:	1.1		4	0	0	0	1	0	0	0	0	0	0	12	17	0.00	0.000										

AB	32
R	2
H	7
RBI	2
BB	5
SO	11
LOB	16



Batter	1	2	3	4	5	6	7	8	9	AB	R	H	RBI	BB	SO	LOB	BOTTOM										
64 Emilio Bonifacio, S OBP: 0.577, SLG: 0.625	K									5	0	2	0	0	3	1	<b>Philadelphia Phillies @ Chicago Cubs</b> Wrigley Field, Chicago, IL Sat Apr 05 2014, 1:22 PM - 4:15 PM CDT Att: 30,651 - Sunny - 39 F										
13 Starlin Castro, R OBP: 0.273, SLG: 0.238										4	0	3	0	0	0	2											
20 Justin Ruggiano, R										4	0	0	0	0	1	6											
40 James Russell, L										0	0	0	0	0	0	0											
52 Justin Grimm, R										0	0	0	0	0	0	0											
44 Anthony Rizzo, L OBP: 0.292, SLG: 0.333										4	0	2	0	0	0	0											
21 Junior Lake, R OBP: 0.333, SLG: 0.412										3	0	1	0	1	0	3											
30 Mike Olt, R OBP: 0.083, SLG: 0.333										4	0	0	0	0	0	3											
5 Wellington Castillo, R OBP: 0.167, SLG: 0.294										4	0	0	0	0	2	3											
15 Darwin Barney, R OBP: 0.333, SLG: 0.167										3	0	0	0	0	1	0											
51 Ryan Kalish, L										1	0	0	0	0	0	0											
29 Jeff Samardzija, R OBP: 0.200, SLG: 0.200										2	0	1	0	0	0	0											
19 Nate Schierholtz, L OBP: 0.235, SLG: 0.235										2	0	1	0	0	0	0											
<b>Inning Stats</b>	R: 0 E: 0 K: 1 S: 13	H: 2 LOB: 2 BB: 0 P: 18	R: 0 E: 0 K: 1 S: 10	H: 0 LOB: 0 BB: 0 P: 17	R: 0 E: 0 K: 0 S: 7	H: 2 LOB: 1 BB: 0 P: 10	R: 0 E: 0 K: 1 S: 12	H: 1 LOB: 1 BB: 0 P: 19	R: 0 E: 0 K: 0 S: 10	H: 2 LOB: 2 BB: 0 P: 13	R: 0 E: 0 K: 1 S: 9	H: 1 LOB: 2 BB: 0 P: 11	R: 0 E: 0 K: 2 S: 13	H: 2 LOB: 2 BB: 0 P: 16	R: 0 E: 0 K: 0 S: 8	H: 0 LOB: 1 BB: 1 P: 14	R: 0 E: 0 K: 1 S: 13	H: 0 LOB: 0 BB: 0 P: 18	1B: 9 2B: 1 3B: 0 HR: 0	SF: 0 SAC: 0 DP: 1 HBP: 0	WP: 0 PB: 0 SB: 0 CS: 0	PA: 37					
<b>PITCHER</b>	IP	WLS	BF	H	R	ER	SO	BB	IBB	HBP	BLK	WP	HR	S	P	ERA	WHIP										
33 Cliff Lee, L ERA: 6.0	7.0	W	30	10	0	0	6	0	0	0	0	0	0	74	104	0.00	1.429										
63 Jake Diekmann, L ERA: 7.36	1.0	H	4	0	0	0	0	1	0	0	0	0	0	8	14	0.00	1.000										
58 Jonathan Papelbon, R ERA: 11.57	1.0	S	3	0	0	0	1	0	0	0	0	0	0	13	18	0.00	0.000										

AB	36
R	0
H	10
RBI	0
BB	1
SO	7
LOB	18





Batter	1	2	3	4	5	6	7	8	9	AB	R	H	RBI	BB	SO	LOB	TOP
2 Ben Revere, L (1,8) OBP: 0.310, SLG: 0.286	G3		P3				G5-3		FC5	4	2	1	0	1	0	1	<b>Philadelphia Phillies @ Chicago Cubs</b> Wrigley Field, Chicago, IL Sun Apr 06 2014, 1:24 PM - 4:36 PM CDT Att: 26,712 - Overcast - 47 F
11 Jimmy Rollins, S (1,6) OBP: 0.211, SLG: 0.368	1B		F9				K		FC5	5	0	2	1	0	1	3	
26 Chase Utley, L (1,4) OBP: 0.536, SLG: 0.833	HBP		K				G1-6-3		G4-3	3	0	1	1	1	1	1	
6 Ryan Howard, L (1,3) OBP: 0.321, SLG: 0.400	F8						L4-6		L7	5	0	0	0	0	0	6	
3 Marlon Byrd, R (1,9) OBP: 0.296, SLG: 0.360	G1-3						G6-3		K	4	0	1	0	0	1	3	
9 Dornic Brown, L (1,7) OBP: 0.435, SLG: 0.429	1B						L6		G1-3	4	0	2	0	0	0	1	
51 Carlos Ruiz, R (1,2) OBP: 0.435, SLG: 0.294	F8						P3		K	4	0	0	0	0	1	3	
25 Cody Asche, L (1,5) OBP: 0.333, SLG: 0.474	K						FC1-2		FC5	3	1	1	0	1	1	4	
34 A.J. Burnett, R (1,1)	K						G3-1		FC5	2	0	0	0	0	1	4	
31 Brad Lincoln, L (6,1)	K								FC5	0	0	0	0	0	0	0	
16 César Hernández, R (7,PH) OBP: 0.400, SLG: 0.600									FC5	1	0	0	0	0	0	1	
52 Jeff Manship, R (7,1)									FC5	0	0	0	0	0	0	0	
19 Tony Gwynn Jr., L (9,PH)									FC5	0	0	0	0	1	0	0	
<b>Inning Stats</b>	R: 0 H: 1 E: 0 K: 0 S: 10	H: 1 LOB: 2 BB: 0 P: 14	R: 0 H: 1 E: 0 K: 2 S: 12	H: 1 LOB: 1 BB: 0 P: 16	R: 0 H: 0 E: 0 K: 1 S: 6	H: 0 LOB: 0 BB: 0 P: 7	R: 0 H: 2 E: 1 K: 0 S: 18	H: 2 LOB: 3 BB: 0 P: 25	R: 1 H: 2 E: 0 K: 0 S: 7	H: 0 LOB: 0 BB: 0 P: 11	R: 0 H: 1 E: 0 K: 1 S: 10	H: 1 LOB: 1 BB: 0 P: 14	R: 0 H: 1 E: 0 K: 1 S: 10	H: 0 LOB: 2 BB: 4 P: 32	1B: 7 2B: 2 3B: 0 HR: 0	SF: 0 SAC: 0 DP: 1 HBP: 1	WP: 2 PA: 40
<b>PITCHER</b>	IP WLS BF H R ER SO BB IBB HBP BLK WP HR S P ERA WHIP																
33 Carlos Villanueva, R (1,1) ERA: 4.26	5.0 W 22 6 1 1 3 0 0 0 1 0 0 0 0 53 71 1.80 1.200																
63 Brian Schiltler, R (6,1) ERA: 2.45	1.0 H 3 0 0 0 0 0 0 0 0 0 0 0 0 8 11 0.00 0.000																
56 Héctor Rondón, R (7,1) ERA:	2.0 8 2 0 0 2 0 0 0 0 0 0 0 20 28 0.00 1.000																
41 Jose Veras, R (9,1) ERA: 16.2	0.2 6 0 2 2 1 4 0 0 0 0 1 0 12 29 27.00 6.000																
46 Pedro Strop, R (9,1) ERA:	0.1 1 0 0 0 0 0 0 0 0 0 0 1 0 1 3 0.00 0.000																

Batter	1	2	3	4	5	6	7	8	9	AB	R	H	RBI	BB	SO	LOB	BOTTOM
64 Emilio Bonifacio, S (1,4) OBP: 0.548, SLG: 0.571	G4-3						G1-3		FC4-6	4	2	1	1	1	0	1	<b>Philadelphia Phillies @ Chicago Cubs</b> Wrigley Field, Chicago, IL Sun Apr 06 2014, 1:24 PM - 4:36 PM CDT Att: 26,712 - Overcast - 47 F
51 Ryan Kalish, L (1,7) OBP: 0.444, SLG: 0.714	BB						1B		G3	3	2	2	3	2	0	1	
44 Anthony Rizzo, L (1,3) OBP: 0.357, SLG: 0.375	3B						2B			3	1	2	1	1	1	0	
19 Nate Schierholtz, L (1,9) OBP: 0.238, SLG: 0.211	SF7						1B			2	0	0	1	1	0	1	
24 Luis Valbuena, L (1,5) OBP: 0.471, SLG: 0.250	BB						BB			3	1	0	0	1	1	3	
13 Starlin Castro, R (1,6) OBP: 0.269, SLG: 0.280	2B						1B		G6-3	4	0	1	1	0	0	0	
6 Ryan Sweeney, L (1,8) OBP: 0.186, SLG: 0.077	SF8						BB			3	1	0	1	0	0	0	
15 Darwin Barney, R (8,4) OBP: 0.333, SLG: 0.167	BB						BB			0	0	0	0	0	0	0	
12 John Baker, L (1,2) OBP: 0.333, SLG: 0.167	G6-3						BB			3	1	0	0	0	1	1	
33 Carlos Villanueva, R (1,1) ERA: 4.26										1	0	0	0	0	1	0	
20 Justin Ruggiano, R (5,PH) ERA: 3.86										1	0	0	0	0	0	0	
63 Brian Schiltler, R (6,1) ERA: 2.45										0	0	0	0	0	0	0	
30 Mike Olt, R (6,PH) OBP: 0.379, SLG: 0.393										1	0	0	0	0	1	2	
56 Héctor Rondón, R (7,1) ERA:										0	0	0	0	0	0	0	
21 Junior Lake, R (8,PH) OBP: 0.209, SLG: 0.442										0	0	0	0	1	0	0	
41 Jose Veras, R (9,1) ERA: 16.2										0	0	0	0	0	0	0	
46 Pedro Strop, R (9,1) ERA:										0	0	0	0	0	0	0	
<b>Inning Stats</b>	R: 4 H: 2 E: 0 K: 0 S: 13	H: 2 LOB: 1 BB: 3 P: 30	R: 0 H: 0 E: 0 K: 1 S: 6	H: 0 LOB: 0 BB: 1 P: 12	R: 0 H: 0 E: 0 K: 1 S: 8	H: 0 LOB: 0 BB: 0 P: 12	R: 0 H: 0 E: 0 K: 0 S: 6	H: 0 LOB: 0 BB: 0 P: 12	R: 0 H: 1 E: 0 K: 0 S: 13	H: 3 LOB: 1 BB: 2 P: 24	R: 4 H: 3 E: 1 K: 1 S: 21	H: 0 LOB: 0 BB: 0 P: 13	R: 0 H: 0 E: 0 K: 1 S: 8	H: 0 LOB: 1 BB: 1 P: 16	1B: 3 2B: 2 3B: 1 HR: 0	SF: 2 SAC: 0 DP: 0 HBP: 1	WP: 0 PA: 39
<b>PITCHER</b>	IP WLS BF H R ER SO BB IBB HBP BLK WP HR S P ERA WHIP																
34 A.J. Burnett, R (1,1) ERA: 3.86	5.2 L 29 5 8 4 3 0 6 0 0 1 0 0 0 59 109 6.35 1.941																
31 Brad Lincoln, R (6,1) ERA:	0.1 2 1 0 0 0 0 0 0 0 0 0 0 8 12 0.00 3.000																
52 Jeff Manship, R (7,1) ERA:	2.0 7 0 0 0 2 1 0 0 0 0 0 0 0 17 29 0.00 0.500																

AB 35  
R 3  
H 8  
RBI 2  
BB 4  
SO 6  
LOB 27



AB 28  
R 8  
H 6  
RBI 8  
BB 7  
SO 5  
LOB 9


















Batter	1	2	3	4	5	6	7	8	9	AB	R	H	RBI	BB	SO	LOB	TOP					
21 Christian Yelich, L (1.7) OBP: 0.349, SLG: 0.385	G4-3		G6-3	G4-3		G1-4-3		K		4	0	1	0	1	1	3						
13 Marcell Ozuna, R (1.8) OBP: 0.364, SLG: 0.512	G4-3		G6-3			G1-4-3		P3		5	0	1	0	0	0	3						
27 Giancarlo Stanton, R (1.9) OBP: 0.340, SLG: 0.478	K		1B			K		K		5	0	1	0	0	3	1						
46 Garrett Jones, L (1.3) OBP: 0.333, SLG: 0.293		K	1B			K		K		4	0	1	0	1	2	0						
9 Casey McGehee, R (1.5) OBP: 0.370, SLG: 0.421			K					G4-3		2	0	0	0	2	1	2						
39 Jarrod Saltalamacchia, R (1.2) OBP: 0.333, SLG: 0.438		FC3-6		G4-1		K				3	2	0	0	1	1	4						
32 Derek Dietrich, L (1.4) OBP: 0.500, SLG: 0.750										2	1	1	2	1	1	3						
17 Donovan Solano, R (8.4) OBP: 0.200, SLG: 0.200										0	0	0	0	0	0	0						
3 Adeiny Hechavarria, R (1.6) OBP: 0.378, SLG: 0.488										3	0	2	0	1	0	2						
16 José Fernández, R (1.1) OBP: 0.346, SLG: 0.222										1	0	0	0	0	0	1						
45 Kevin Slowey, R (5.1) OBP: 0.346, SLG: 0.222										0	0	0	0	0	0	0						
10 Jeff Baker, R (8.4) OBP: 0.250, SLG: 0.300										1	0	0	1	0	0	1						
5 Reed Johnson, R (8.1) OBP: 0.250, SLG: 0.300										0	0	0	0	0	0	0						
31 Steve Cishek, R (8.1) OBP: 0.250, SLG: 0.300										0	0	0	0	0	0	0						
<b>Inning Stats</b>	R: 0 E: 0 K: 1 S: 7	H: 0 LOB: 0 BB: 0 P: 8	R: 2 E: 0 K: 1 S: 13	H: 2 LOB: 1 BB: 1 P: 28	R: 0 E: 0 K: 1 S: 14	H: 2 LOB: 2 BB: 1 P: 26	R: 0 E: 0 K: 0 S: 12	H: 0 LOB: 2 BB: 2 P: 26	R: 0 E: 0 K: 3 S: 15	H: 2 LOB: 1 BB: 2 P: 27	R: 0 E: 0 K: 0 S: 13	H: 0 LOB: 0 BB: 0 P: 10	R: 1 E: 0 K: 1 S: 12	H: 0 LOB: 1 BB: 1 P: 21	R: 0 E: 0 K: 1 S: 7	H: 0 LOB: 0 BB: 0 P: 9	1B: 5 2B: 1 3B: 0 HR: 1	SF: 1 SAC: 1 DP: 1 HBP: 1	WP: 1 PB: 0 SB: 1 CS: 0	PA: 40		
<b>PITCHER</b>	IP WLS BF H R ER SO BB IBB HBP BLK WP HR S P ERA WHIP	IP WLS BF H R ER SO BB IBB HBP BLK WP HR S P ERA WHIP	IP WLS BF H R ER SO BB IBB HBP BLK WP HR S P ERA WHIP	IP WLS BF H R ER SO BB IBB HBP BLK WP HR S P ERA WHIP	IP WLS BF H R ER SO BB IBB HBP BLK WP HR S P ERA WHIP	IP WLS BF H R ER SO BB IBB HBP BLK WP HR S P ERA WHIP	IP WLS BF H R ER SO BB IBB HBP BLK WP HR S P ERA WHIP	IP WLS BF H R ER SO BB IBB HBP BLK WP HR S P ERA WHIP	IP WLS BF H R ER SO BB IBB HBP BLK WP HR S P ERA WHIP	IP WLS BF H R ER SO BB IBB HBP BLK WP HR S P ERA WHIP	IP WLS BF H R ER SO BB IBB HBP BLK WP HR S P ERA WHIP	IP WLS BF H R ER SO BB IBB HBP BLK WP HR S P ERA WHIP	IP WLS BF H R ER SO BB IBB HBP BLK WP HR S P ERA WHIP	IP WLS BF H R ER SO BB IBB HBP BLK WP HR S P ERA WHIP	IP WLS BF H R ER SO BB IBB HBP BLK WP HR S P ERA WHIP	IP WLS BF H R ER SO BB IBB HBP BLK WP HR S P ERA WHIP	IP WLS BF H R ER SO BB IBB HBP BLK WP HR S P ERA WHIP	IP WLS BF H R ER SO BB IBB HBP BLK WP HR S P ERA WHIP	IP WLS BF H R ER SO BB IBB HBP BLK WP HR S P ERA WHIP	IP WLS BF H R ER SO BB IBB HBP BLK WP HR S P ERA WHIP	IP WLS BF H R ER SO BB IBB HBP BLK WP HR S P ERA WHIP	IP WLS BF H R ER SO BB IBB HBP BLK WP HR S P ERA WHIP

Miami Marlins @ Philadelphia Phillies  
Citizens Bank Park, Philadelphia, PA  
Fri Apr 11 2014, 7:10 PM - 10:25 PM EDT  
Att: 22,283 - Cloudy - 65 F


AB 30  
R 3  
H 7  
RBI 3  
BB 7  
SO 9  
LOB 20



Batter	1	2	3	4	5	6	7	8	9	AB	R	H	RBI	BB	SO	LOB	BOTTOM					
19 Tony Gwynn Jr., L (1.8) OBP: 0.400, SLG: 0.143	F7			K		SH1-3		K		3	1	0	0	1	2	0						
11 Jimmy Rollins, S (1.6) OBP: 0.368, SLG: 0.455										3	1	2	0	2	0	1						
26 Chase Utley, L (1.4) OBP: 0.541, SLG: 0.750										4	2	2	1	1	0	2						
6 Ryan Howard, L (1.3) OBP: 0.356, SLG: 0.351										2	2	1	1	2	0	2						
3 Marlon Byrd, R (1.9) OBP: 0.318, SLG: 0.452										4	0	2	2	0	1	3						
9 Dominic Brown, L (1.7) OBP: 0.400, SLG: 0.389										4	0	2	1	0	1	3						
51 Carlos Ruiz, R (1.2) OBP: 0.366, SLG: 0.353										4	0	1	0	0	1	5						
25 Cody Asche, L (1.5) OBP: 0.303, SLG: 0.400										3	0	0	0	0	1	1						
43 Mario Hollands, L (6.1) OBP: 0.318, SLG: 0.333										0	0	0	0	0	0	0						
2 Ben Revere, L (7.7) OBP: 0.318, SLG: 0.333										1	0	0	0	0	0	1						
59 Antonio Bastardo, R (8.1) OBP: 0.250, SLG: 0.300										0	0	0	0	0	0	0						
58 Jonathan Papelbon, R (8.1) OBP: 0.250, SLG: 0.300										0	0	0	0	0	0	0						
34 A.J. Burnett, R (1.1) OBP: 0.346, SLG: 0.222										2	0	0	0	0	1	0						
63 Jake Diekmann, R (5.1) OBP: 0.346, SLG: 0.222										0	0	0	0	0	0	0						
13 Freddy Galvis, S (6.5) OBP: 0.250, SLG: 0.300										1	0	0	0	1	0	0						
<b>Inning Stats</b>	R: 2 E: 0 K: 0 S: 13	H: 3 LOB: 2 BB: 1 P: 20	R: 0 E: 0 K: 0 S: 5	H: 0 LOB: 0 BB: 0 P: 7	R: 1 E: 0 K: 3 S: 16	H: 1 LOB: 3 BB: 3 P: 34	R: 0 E: 0 K: 3 S: 11	H: 0 LOB: 0 BB: 0 P: 16	R: 3 E: 0 K: 0 S: 13	H: 5 LOB: 1 BB: 0 P: 17	R: 0 E: 0 K: 0 S: 11	H: 0 LOB: 2 BB: 2 P: 22	R: 0 E: 0 K: 0 S: 7	H: 1 LOB: 1 BB: 0 P: 7	R: 0 E: 0 K: 1 S: 9	H: 0 LOB: 1 BB: 1 P: 18	1B: 7 2B: 2 3B: 1 HR: 0	SF: 0 SAC: 1 DP: 1 HBP: 0	WP: 0 PB: 0 SB: 1 CS: 0	PA: 39		
<b>PITCHER</b>	IP WLS BF H R ER SO BB IBB HBP BLK WP HR S P ERA WHIP	IP WLS BF H R ER SO BB IBB HBP BLK WP HR S P ERA WHIP	IP WLS BF H R ER SO BB IBB HBP BLK WP HR S P ERA WHIP	IP WLS BF H R ER SO BB IBB HBP BLK WP HR S P ERA WHIP	IP WLS BF H R ER SO BB IBB HBP BLK WP HR S P ERA WHIP	IP WLS BF H R ER SO BB IBB HBP BLK WP HR S P ERA WHIP	IP WLS BF H R ER SO BB IBB HBP BLK WP HR S P ERA WHIP	IP WLS BF H R ER SO BB IBB HBP BLK WP HR S P ERA WHIP	IP WLS BF H R ER SO BB IBB HBP BLK WP HR S P ERA WHIP	IP WLS BF H R ER SO BB IBB HBP BLK WP HR S P ERA WHIP	IP WLS BF H R ER SO BB IBB HBP BLK WP HR S P ERA WHIP	IP WLS BF H R ER SO BB IBB HBP BLK WP HR S P ERA WHIP	IP WLS BF H R ER SO BB IBB HBP BLK WP HR S P ERA WHIP	IP WLS BF H R ER SO BB IBB HBP BLK WP HR S P ERA WHIP	IP WLS BF H R ER SO BB IBB HBP BLK WP HR S P ERA WHIP	IP WLS BF H R ER SO BB IBB HBP BLK WP HR S P ERA WHIP	IP WLS BF H R ER SO BB IBB HBP BLK WP HR S P ERA WHIP	IP WLS BF H R ER SO BB IBB HBP BLK WP HR S P ERA WHIP	IP WLS BF H R ER SO BB IBB HBP BLK WP HR S P ERA WHIP	IP WLS BF H R ER SO BB IBB HBP BLK WP HR S P ERA WHIP	IP WLS BF H R ER SO BB IBB HBP BLK WP HR S P ERA WHIP	IP WLS BF H R ER SO BB IBB HBP BLK WP HR S P ERA WHIP

Miami Marlins @ Philadelphia Phillies  
Citizens Bank Park, Philadelphia, PA  
Fri Apr 11 2014, 7:10 PM - 10:25 PM EDT  
Att: 22,283 - Cloudy - 65 F

AB 31  
R 6  
H 10  
RBI 5  
BB 7  
SO 7  
LOB 18









Batter	1	2	3	4	5	6	7	8	9	AB	R	H	RBI	BB	SO	LOB	TOP					
21 Christian Yelich, L (1.7) OBP: 0.352, SLG: 0.367										4	1	1	1	1	1	1	<b>Miami Marlins @ Philadelphia Phillies</b> Citizens Bank Park, Philadelphia, PA Sun Apr 13 2014, 1:43 PM - 4:53 PM EDT Att: 34,272 - Cloudy - 75 F					
3 Adeiny Hechavarria, R (1.6) OBP: 0.370, SLG: 0.451										4	0	0	0	0	1	4						
27 Giancarlo Stanton, R (1.9) OBP: 0.339, SLG: 0.564										4	0	0	0	0	2	1						
46 Garrett Jones, L (1.3) OBP: 0.316, SLG: 0.327										3	1	1	1	1	2	0						
9 Casey McGehee, R (1.5) OBP: 0.382, SLG: 0.447										4	0	2	1	0	0	0						
13 Marcell Ozuna, R (1.8) OBP: 0.321, SLG: 0.440										4	0	0	0	0	3	3						
10 Jeff Baker, R (1.4) OBP: 0.265, SLG: 0.154										4	0	0	0	0	1	0						
6 Jeff Mathis, R (1.2) OBP: 0.444, SLG: 0.286										2	1	1	0	1	0	0						
30 Jarrod Saltalamacchia, R (PH) OBP: 0.381, SLG: 0.444										1	0	1	0	0	0	0						
37 Henderson Alvarez III, R (1.1) OBP: 0.250, SLG: 0.250										0	0	0	0	0	0	0						
44 AJ Ramos, R (7.1)										0	0	0	0	0	0	0						
40 Mike Dunn, L (8.1)										0	0	0	0	0	0	0						
29 Greg Dobbs, L (9. PH)										1	0	0	0	0	0	0						
<b>Inning Stats</b>	R: 1 E: 1 K: 1 S: 15	H: 1 LOB: 2 BB: 1 P: 28	R: 1 E: 0 K: 0 S: 7	H: 2 LOB: 1 BB: 0 P: 10	R: 0 E: 0 K: 3 S: 12	H: 1 LOB: 1 BB: 0 P: 19	R: 0 E: 0 K: 2 S: 12	H: 1 LOB: 2 BB: 1 P: 23	R: 1 E: 0 K: 0 S: 9	H: 1 LOB: 0 BB: 0 P: 13	R: 0 E: 0 K: 1 S: 15	H: 0 LOB: 0 BB: 0 P: 22	R: 0 E: 0 K: 2 S: 7	H: 0 LOB: 0 BB: 0 P: 9	R: 0 E: 0 K: 1 S: 9	H: 0 LOB: 0 BB: 0 P: 13	R: 0 E: 0 K: 0 S: 9	H: 0 LOB: 0 BB: 0 P: 14	1B: 4 2B: 1 3B: 0 HR: 1	SF: 0 SAC: 2 DP: 0 HBP: 0	WP: 0 PB: 0 SB: 0 CS: 0	PA: 37
<b>PITCHER</b>	IP WLS BF H R ER SO BB IBB HBP BLK WP HR S P ERA WHIP																					
38 Kyle Kendrick, R (1.1) ERA: 3.5	6.0	28	6	3	2	7	3	0	0	0	0	0	0	1	70	115	3.00	1.500				
39 B.J. Rosenberg, R (7.1) ERA: 4.91	1.0	3	0	0	0	2	0	0	0	0	0	0	0	0	7	9	0.00	0.000				
59 Antonio Bastardo, L (8.1) ERA: 4.91	1.0	W 3	0	0	0	1	0	0	0	0	0	0	0	9	13	0.00	0.000					
58 Jonathan Papelbon, R (9.1) ERA: 5.06	1.0	S 3	0	0	0	0	0	0	0	0	0	0	0	9	14	0.00	0.000					

Batter	1	2	3	4	5	6	7	8	9	AB	R	H	RBI	BB	SO	LOB	BOTTOM			
19 Tony Gwynn Jr., L (1.8) OBP: 0.450, SLG: 0.412										5	0	3	0	0	0	1	<b>Miami Marlins @ Philadelphia Phillies</b> Citizens Bank Park, Philadelphia, PA Sun Apr 13 2014, 1:43 PM - 4:53 PM EDT Att: 34,272 - Cloudy - 75 F			
11 Jimmy Rollins, S (1.6) OBP: 0.354, SLG: 0.488										5	0	0	0	0	5					
26 Chase Utley, L (1.4) OBP: 0.565, SLG: 0.875										4	2	3	1	1	0					
6 Ryan Howard, L (1.3) OBP: 0.352, SLG: 0.400										4	1	1	1	1	4					
15 John Mayberry Jr., R (8. PPR) OBP: 0.385, SLG: 0.636										0	0	0	0	0	0					
3 Marlon Byrd, R (1.9) OBP: 0.302, SLG: 0.400										4	0	1	0	1	2					
9 Domonic Brown, L (1.7) OBP: 0.375, SLG: 0.349										3	1	1	0	1	2					
21 Wil Nieves, R (1.2) OBP: 0.375, SLG: 0.500										4	0	3	2	0	0					
25 Cody Asche, L (1.5) OBP: 0.316, SLG: 0.364										2	0	0	0	2	1					
38 Kyle Kendrick, R (1.1) ERA: 4.3										2	0	1	0	0	1					
39 B.J. Rosenberg, R (7.1) ERA: 4.91										0	0	0	0	0	0					
2 Ben Revere, L (7. PH) OBP: 0.354, SLG: 0.318										1	0	0	0	0	1					
59 Antonio Bastardo, R (8.1)										0	0	0	0	0	0					
58 Jonathan Papelbon, R (9.1) ERA: 5.06										0	0	0	0	0	0					
<b>Inning Stats</b>	R: 0 E: 1 K: 1 S: 11	H: 1 LOB: 3 BB: 2 P: 23	R: 0 E: 0 K: 0 S: 11	H: 2 LOB: 2 BB: 0 P: 14	R: 1 E: 0 K: 2 S: 16	H: 3 LOB: 2 BB: 0 P: 23	R: 0 E: 0 K: 0 S: 4	H: 1 LOB: 0 BB: 0 P: 4	R: 2 E: 0 K: 2 S: 11	H: 3 LOB: 2 BB: 1 P: 19	R: 0 E: 0 K: 0 S: 5	H: 2 LOB: 1 BB: 0 P: 8	R: 0 E: 0 K: 2 S: 13	H: 0 LOB: 2 BB: 2 P: 25	R: 1 E: 0 K: 1 S: 13	H: 1 LOB: 1 BB: 1 P: 24	1B: 9 2B: 2 3B: 0 HR: 2	SF: 0 SAC: 1 DP: 1 HBP: 0	WP: 0 PB: 0 SB: 1 CS: 0	PA: 41
<b>PITCHER</b>	IP WLS BF H R ER SO BB IBB HBP BLK WP HR S P ERA WHIP																			
37 Henderson Alvarez III, R (1.1) ERA: 4.3	6.0	31	12	3	3	5	2	1	0	0	0	0	0	1	58	91	4.50	2.333		
44 AJ Ramos, R (7.1) ERA: 4.91	1.0	5	0	0	0	2	2	0	0	0	0	0	0	13	25	0.00	2.000			
40 Mike Dunn, L (8.1) ERA: 6.35	1.0	L 5	1	1	1	1	1	0	0	0	0	0	0	1	13	24	9.00	2.000		

livebaseballscorecards.com

MIAMI

livebaseballscorecards.com

Phillies







Batter	1	2	3	4	5	6	7	8	9	AB R H RBI BB SO LOB	TOP
22 Jason Heyward, L (1,9) OBP: 0.288, SLG: 0.273	G4-3		K		K		K		K	5 0 0 0 0 4 3	<b>Atlanta Braves @ Philadelphia Phillies</b> Citizens Bank Park, Philadelphia, PA Wed Apr 16 2014, 7:09 PM - 9:37 PM EDT Att: 23,382 - Clear - 48 F <a href="http://livebaseballscorecards.com">livebaseballscorecards.com</a>
2 B.J. Upton, R (1,8) OBP: 0.259, SLG: 0.315	K		1B		BB		K		P3	4 0 1 0 1 2 3	
5 Freddie Freeman, L (1,3) OBP: 0.475, SLG: 0.706	1B		K		L8		K			4 0 1 0 0 2 2	
8 Justin Upton, R (1,7) OBP: 0.417, SLG: 0.596	K		K		FC5-4		G5-3			4 0 0 0 0 2 3	
24 Evan Gattis, R (1,2) OBP: 0.378, SLG: 0.757		1B			HR		1B			4 1 4 1 0 0 0	
26 Dan Uggla, R (1,4) OBP: 0.284, SLG: 0.388	L8		1B		1B		K		G4-3	4 0 1 0 0 1 3	
23 Chris Johnson, R (1,5) OBP: 0.288, SLG: 0.420 17 Jordan Schafer, L (9, PR)			1B		1B		K		1B	4 0 3 0 0 1 1 0 0 0 0 0 0 0 0 0 0 0 0 0 0	
14 Ramiro Pena, S (9,5) OBP: 0.333, SLG: 0.500			1B		1B		K		1B	4 0 1 0 0 0 5	
19 Andrelton Simmons, R (1,6) OBP: 0.347, SLG: 0.578		L9			G6-4-3		FC5-4		1B	4 0 1 0 0 0 5	
49 Julio Teheran, R (1,1) OBP: 0.200, SLG: 0.200	G4-3		G3-1		G3-1		K		SH1-4	3 0 0 0 0 1 3	
<b>Inning Stats</b>	R: 0 H: 1 E: 0 LOB: 1 K: 2 S: 13	R: 0 H: 2 E: 0 LOB: 2 K: 0 S: 11	R: 0 H: 1 E: 0 LOB: 1 K: 3 S: 11	R: 1 H: 3 E: 0 LOB: 1 K: 0 S: 10	R: 0 H: 0 E: 0 LOB: 1 K: 1 S: 5	R: 0 H: 1 E: 0 LOB: 1 K: 2 S: 9	R: 0 H: 0 E: 0 LOB: 0 K: 3 S: 9	R: 0 H: 1 E: 0 LOB: 1 K: 1 S: 8	R: 0 H: 2 E: 0 LOB: 3 K: 1 S: 9	1B: 10 SF: 0 2B: 0 SAC: 1 3B: 0 DP: 1 HR: 1 HBP: 0	WP: 0 PA: 38 PB: 0 SB: 1 CS: 0
<b>PITCHER</b> 33 Cliff Lee, L (1,1) ERA: 4.0	IP: 9.0 WLS: L BF: 38 H: 11 R: 1 ER: 1 SO: 13 BB: 1 IBB: 0 HBP: 0 BLK: 0 WP: 0 HR: 1 S: 85 P: 128 ERA: 1.00 WHIP: 1.333										<b>PITCHER</b> IP: WLS: BF: H: R: ER: SO: BB: IBB: HBP: BLK: WP: HR: S: P: ERA: WHIP

AB 36  
R 1  
H 11  
RBI 1  
BB 1  
SO 13  
LOB 23



Batter	1	2	3	4	5	6	7	8	9	AB R H RBI BB SO LOB	BOTTOM	
2 Ben Revere, L (1,8) OBP: 0.280, SLG: 0.292	F8		G6-3		L5		G6-3		G6-3	4 0 0 0 0 0 0	<b>Atlanta Braves @ Philadelphia Phillies</b> Citizens Bank Park, Philadelphia, PA Wed Apr 16 2014, 7:09 PM - 9:37 PM EDT Att: 23,382 - Clear - 48 F <a href="http://livebaseballscorecards.com">livebaseballscorecards.com</a>	
11 Jimmy Rollins, S (1,6) OBP: 0.357, SLG: 0.460	P4		F8		G3-1		G3-1		1B	4 0 1 0 0 0 0		
26 Chase Utley, L (1,4) OBP: 0.509, SLG: 0.776	K2-3		K		L9		L9		G4-3	4 0 0 0 0 2 1		
6 Ryan Howard, L (1,3) OBP: 0.344, SLG: 0.442	G3		G3		1B		L8		L8	3 0 1 0 0 0 0		
3 Marlon Byrd, R (1,9) OBP: 0.300, SLG: 0.404	K		K		K		F9		F9	3 0 0 0 0 2 1		
9 Domic Brown, L (1,7) OBP: 0.364, SLG: 0.388	F7		F7		G3		G6-3		G6-3	3 0 0 0 0 0 1		
51 Carlos Ruiz, R (1,2) OBP: 0.365, SLG: 0.326	F7		F7		F7		1B		1B	3 0 1 0 0 0 1		
13 Freddy Galvis, S (1,5)	P3		P3		P4		F8		F8	2 0 0 0 0 0 0 1 0 0 0 0 0 1		
25 Cody Asche, L (8, PH) OBP: 0.279, SLG: 0.316	P3		P3		P4		F8		F8	2 0 0 0 0 0 0 1 0 0 0 0 0 0		
33 Cliff Lee, L (1,1) OBP: 0.167, SLG: 0.167 19 Tony Gwynn Jr., L (9, PH) OBP: 0.423, SLG: 0.364	G6-3		G6-3		G4-3		G4-3		G4-3	2 0 0 0 0 0 0 1 0 0 0 0 0 0		
<b>Inning Stats</b>	R: 0 H: 0 E: 0 LOB: 0 K: 1 S: 8	R: 0 H: 0 E: 0 LOB: 0 K: 1 S: 9	R: 0 H: 0 E: 0 LOB: 0 K: 0 S: 10	R: 0 H: 0 E: 0 LOB: 0 K: 1 S: 7	R: 0 H: 1 E: 0 LOB: 1 K: 1 S: 8	R: 0 H: 0 E: 0 LOB: 0 K: 0 S: 4	R: 0 H: 0 E: 0 LOB: 0 K: 0 S: 8	R: 0 H: 0 E: 0 LOB: 0 K: 0 S: 12	R: 0 H: 1 E: 0 LOB: 1 K: 0 S: 12	R: 0 H: 1 E: 0 LOB: 1 K: 0 S: 9	1B: 3 SF: 0 2B: 0 SAC: 0 3B: 0 DP: 0 HR: 0 HBP: 0	WP: 0 PA: 30 PB: 0 SB: 1 CS: 0
<b>PITCHER</b> 49 Julio Teheran, R (1,1) ERA: 1.93	IP: 9.0 WLS: W BF: 30 H: 3 R: 0 ER: 0 SO: 4 BB: 0 IBB: 0 HBP: 0 BLK: 0 WP: 0 HR: 0 S: 75 P: 115 ERA: 0.00 WHIP: 0.333										<b>PITCHER</b> IP: WLS: BF: H: R: ER: SO: BB: IBB: HBP: BLK: WP: HR: S: P: ERA: WHIP	

AB 30  
R 0  
H 3  
RBI 0  
BB 0  
SO 4  
LOB 5





Batter	1	2	3	4	5	6	7	8	9	AB	R	H	RBI	BB	SO	LOB	TOP			
22 Jason Heyward, L OBP: 0.271, SLG: 0.254	G3		FC3-6 2 1B			G3		L9		4	0	0	0	0	0	2	<b>Atlanta Braves @ Philadelphia Phillies</b> Citizens Bank Park, Philadelphia, PA Thu Apr 17 2014, 1:09 PM - 3:36 PM EDT Att: 25,750 - Partly Cloudy - 50 F			
2 B.J. Upton, R OBP: 0.258, SLG: 0.310	G6-3		1B			G6-3		P6		4	0	1	0	0	0	1				
5 Freddie Freeman, L OBP: 0.477, SLG: 0.685			G3-1			1B			F8	3	0	1	0	1	0	2				
8 Justin Upton, R OBP: 0.391, SLG: 0.554	F9			K		G6-3			K	4	0	0	0	0	2	2				
23 Chris Johnson, R OBP: 0.268, SLG: 0.389		G6-3		G6-3			G5-3		K	4	0	0	0	0	1	0				
26 Dan Uggla, R OBP: 0.250, SLG: 0.365		G4-3		K			L8			3	0	0	0	0	1	0				
19 Andrelton Simmons, R OBP: 0.346, SLG: 0.563		G5-3					K			3	0	1	0	0	1	0				
11 Gerald Laird, R OBP: 0.267			G1-3							3	0	1	0	0	1	1				
40 Alex Wood, R (1, 1)										2	0	0	0	1	2	1				
<b>Inning Stats</b>	R: 0 H: 0 E: 0 K: 0 S: 5	H: 0 LOB: 1 BB: 1 P: 13	R: 0 H: 0 E: 0 K: 0 S: 12	H: 0 LOB: 0 BB: 0 P: 19	R: 0 H: 1 E: 0 K: 0 S: 15	H: 1 LOB: 2 BB: 1 P: 24	R: 0 H: 0 E: 0 K: 2 S: 10	H: 0 LOB: 0 BB: 0 P: 16	R: 0 H: 1 E: 0 K: 0 S: 7	H: 1 LOB: 0 BB: 0 P: 11	R: 0 H: 0 E: 0 K: 1 S: 5	H: 0 LOB: 0 BB: 0 P: 7	R: 0 H: 1 E: 0 K: 1 S: 10	H: 1 LOB: 1 BB: 0 P: 14	R: 0 H: 0 E: 0 K: 2 S: 9	H: 0 LOB: 0 BB: 0 P: 14		1B: 3 2B: 2 3B: 0 HR: 0	SF: 0 SAC: 0 DP: 1 HBP: 0	WP: 0 PB: 0 SB: 0 CS: 1
<b>PITCHER</b>	IP WLS BF H R ER SO BB IBB HBP BLK WP HR S P ERA WHIP	IP WLS BF H R ER SO BB IBB HBP BLK WP HR S P ERA WHIP	IP WLS BF H R ER SO BB IBB HBP BLK WP HR S P ERA WHIP	IP WLS BF H R ER SO BB IBB HBP BLK WP HR S P ERA WHIP	IP WLS BF H R ER SO BB IBB HBP BLK WP HR S P ERA WHIP	IP WLS BF H R ER SO BB IBB HBP BLK WP HR S P ERA WHIP	IP WLS BF H R ER SO BB IBB HBP BLK WP HR S P ERA WHIP	IP WLS BF H R ER SO BB IBB HBP BLK WP HR S P ERA WHIP	IP WLS BF H R ER SO BB IBB HBP BLK WP HR S P ERA WHIP	IP WLS BF H R ER SO BB IBB HBP BLK WP HR S P ERA WHIP	IP WLS BF H R ER SO BB IBB HBP BLK WP HR S P ERA WHIP	IP WLS BF H R ER SO BB IBB HBP BLK WP HR S P ERA WHIP	IP WLS BF H R ER SO BB IBB HBP BLK WP HR S P ERA WHIP	IP WLS BF H R ER SO BB IBB HBP BLK WP HR S P ERA WHIP	IP WLS BF H R ER SO BB IBB HBP BLK WP HR S P ERA WHIP	IP WLS BF H R ER SO BB IBB HBP BLK WP HR S P ERA WHIP	IP WLS BF H R ER SO BB IBB HBP BLK WP HR S P ERA WHIP			
34 A.J. Burnett, R ERA: 2.74	7.0	25	3	0	0	5	2	0	0	0	0	0	0	0	0	0	0.00	0.714		
59 Antonio Bastardo, L ERA: 4.32	1.0	W	4	1	0	0	1	0	0	0	0	0	0	0	0	0	0.00	1.000		
58 Jonathan Papelbon, R ERA: 4.26	1.0	S	3	0	0	2	0	0	0	0	0	0	0	0	0	0	0.00	0.000		

AB	30
R	0
H	4
RBI	0
BB	2
SO	8
LOB	9



Batter	1	2	3	4	5	6	7	8	9	AB	R	H	RBI	BB	SO	LOB	BOTTOM			
2 Ben Revere, L OBP: 0.315, SLG: 0.327	G6-4-3 11 L3 1B									4	0	3	1	0	0	1	<b>Atlanta Braves @ Philadelphia Phillies</b> Citizens Bank Park, Philadelphia, PA Thu Apr 17 2014, 1:09 PM - 3:36 PM EDT Att: 25,750 - Partly Cloudy - 50 F			
11 Jimmy Rollins, S OBP: 0.333, SLG: 0.426	L3		G5-3			CS		L8		4	0	0	0	0	1	3				
26 Chase Utley, L OBP: 0.517, SLG: 0.769										3	0	2	0	0	0	0				
3 Marlon Byrd, R OBP: 0.302, SLG: 0.400	K		G4-6-3 1B							3	0	1	0	0	1	2				
15 John Mayberry Jr., R OBP: 0.294, SLG: 0.467										3	0	0	0	0	1	1				
9 Dominic Brown, L OBP: 0.362, SLG: 0.385			F7			G5-3				3	1	1	0	0	0	0				
21 Wil Nieves, R OBP: 0.300, SLG: 0.400			K			G6-3				2	0	0	0	0	1	0				
7 Jayson Nix, R OBP: 0.150, SLG: 0.150										3	0	0	0	0	3	1				
34 A.J. Burnett, R OBP: 0.167, SLG: 0.167										2	0	1	0	0	0	0				
59 Antonio Bastardo, R										0	0	0	0	0	0	0				
6 Ryan Howard, L OBP: 0.353, SLG: 0.442										0	0	0	0	1	0	0				
25 Cody Asche, L OBP: 0.279, SLG: 0.316										0	0	0	0	0	0	0				
56 Jonathan Papelbon, R										0	0	0	0	0	0	0				
<b>Inning Stats</b>	R: 0 H: 2 E: 0 K: 1 S: 10	H: 0 LOB: 0 BB: 0 P: 8	R: 0 H: 0 E: 0 K: 2 S: 8	H: 0 LOB: 0 BB: 0 P: 8	R: 0 H: 1 E: 0 K: 1 S: 7	H: 1 LOB: 0 BB: 0 P: 12	R: 0 H: 1 E: 0 K: 0 S: 10	H: 0 LOB: 0 BB: 0 P: 15	R: 0 H: 0 E: 0 K: 0 S: 7	H: 1 LOB: 0 BB: 0 P: 9	R: 0 H: 1 E: 0 K: 1 S: 8	H: 1 LOB: 1 BB: 0 P: 12	R: 0 H: 1 E: 0 K: 0 S: 7	H: 1 LOB: 1 BB: 0 P: 9	R: 1 H: 2 E: 0 K: 2 S: 15	H: 2 LOB: 2 BB: 1 P: 22	1B: 8 2B: 1 3B: 0 HR: 0	SF: 0 SAC: 1 DP: 3 HBP: 0	WP: 0 PB: 0 SB: 0 CS: 1	PA: 30
<b>PITCHER</b>	IP WLS BF H R ER SO BB IBB HBP BLK WP HR S P ERA WHIP	IP WLS BF H R ER SO BB IBB HBP BLK WP HR S P ERA WHIP	IP WLS BF H R ER SO BB IBB HBP BLK WP HR S P ERA WHIP	IP WLS BF H R ER SO BB IBB HBP BLK WP HR S P ERA WHIP	IP WLS BF H R ER SO BB IBB HBP BLK WP HR S P ERA WHIP	IP WLS BF H R ER SO BB IBB HBP BLK WP HR S P ERA WHIP	IP WLS BF H R ER SO BB IBB HBP BLK WP HR S P ERA WHIP	IP WLS BF H R ER SO BB IBB HBP BLK WP HR S P ERA WHIP	IP WLS BF H R ER SO BB IBB HBP BLK WP HR S P ERA WHIP	IP WLS BF H R ER SO BB IBB HBP BLK WP HR S P ERA WHIP	IP WLS BF H R ER SO BB IBB HBP BLK WP HR S P ERA WHIP	IP WLS BF H R ER SO BB IBB HBP BLK WP HR S P ERA WHIP	IP WLS BF H R ER SO BB IBB HBP BLK WP HR S P ERA WHIP	IP WLS BF H R ER SO BB IBB HBP BLK WP HR S P ERA WHIP	IP WLS BF H R ER SO BB IBB HBP BLK WP HR S P ERA WHIP	IP WLS BF H R ER SO BB IBB HBP BLK WP HR S P ERA WHIP				
40 Alex Wood, L ERA: 1.67	8.0	L	29	8	1	1	7	1	0	0	0	0	0	0	0	0	1.12	1.125		





Batter	1	2	3	4	5	6	7	8	9	AB	R	H	RBI	BB	SO	LOB	TOP										
2 Ben Revere, L OBP: 0.293, SLG: 0.304	G4-3		G4-3		FC6			G1-3		4	0	0	0	0	0	2	<b>Philadelphia Phillies @ Colorado Rockies</b> Coors Field, Denver, CO Fri Apr 18 2014, 6:43 PM - 9:30 PM MDT Att: 35,705 - Cloudy - 72 F										
11 Jimmy Rollins, S OBP: 0.484, SLG: 0.404	BB			F8		K2-3		F9	3	0	0	0	1	1	0												
26 Chase Utley, L OBP: 0.484, SLG: 0.714	L7			G6-3		G3		G4-3	4	0	0	0	0	0	1												
6 Ryan Howard, L OBP: 0.333, SLG: 0.411	G4-3			K		G4-3		K	4	0	0	0	0	2	1												
3 Marlon Byrd, R OBP: 0.288, SLG: 0.381	K			G6-3		K2-3			3	0	0	0	0	2	0												
9 Dornic Brown, L OBP: 0.344, SLG: 0.364 39 B.J. Rosenberg, R (7, 1)	K			G4-3		G3			3	0	0	0	0	1	0												
51 Carlos Ruiz, R OBP: 0.345, SLG: 0.304	G5-3			E5 25 1B 7 1B		K			0	0	0	0	0	0	0												
25 Cody Asche, L OBP: 0.283, SLG: 0.317	G6-3			G6-3		G6-3		G6-3	3	0	1	0	0	0	0												
44 Jonathan Pettibone, L 7 Jayson Nix, R 37 Mike Adams, R 43 Mario Hollands, L 52 Jeff Manship, R 19 Tony Gwynn Jr., L OBP: 0.407, SLG: 0.345	G1-3			G1-3		G4-3		G4-3	1	0	0	0	0	0	0												
<b>Inning Stats</b>	R: 0 E: 0 K: 0 S: 6	H: 0 LOB: 1 BB: 1 P: 16	R: 0 E: 0 K: 2 S: 9	H: 0 LOB: 0 BB: 0 P: 14	R: 0 E: 0 K: 1 S: 5	H: 0 LOB: 0 BB: 0 P: 9	R: 0 E: 0 K: 1 S: 6	H: 0 LOB: 0 BB: 0 P: 9	R: 1 E: 1 K: 0 S: 8	H: 2 LOB: 2 BB: 0 P: 15	R: 0 E: 0 K: 1 S: 9	H: 0 LOB: 0 BB: 0 P: 13	R: 0 E: 0 K: 2 S: 8	H: 0 LOB: 0 BB: 0 P: 12	R: 0 E: 0 K: 0 S: 7	H: 0 LOB: 0 BB: 0 P: 11		R: 0 E: 0 K: 1 S: 8	H: 0 LOB: 0 BB: 0 P: 11	1B: 2 2B: 0 3B: 0 HR: 0	SF: 0 SAC: 0 DP: 0 HBP: 0	WP: 0 PB: 0 SB: 0 CS: 0	PA: 31				
<b>PITCHER</b>	IP	WLS	BF	H	R	ER	SO	BB	IBB	HBP	BLK	WP	HR	S	P	ERA	WHIP										
27 Tyler Chatwood, R ERA: 2.77	7.0	W	25	2	1	0	6	1	0	0	0	0	0	51	88	0.00	0.429										
35 Chad Bettis, R ERA: 5.4	1.0		3	0	0	0	0	0	0	0	0	0	0	7	11	0.00	0.000										
34 Matt Belisle, R ERA: 4.5	1.0		3	0	0	0	1	0	0	0	0	0	0	8	11	0.00	0.000										

Batter	1	2	3	4	5	6	7	8	9	AB	R	H	RBI	BB	SO	LOB	BOTTOM										
19 Charlie Blackmon, L OBP: 0.446, SLG: 0.590	2 BB 13 1B 33 2B	13 HR 2 HR		G4-3		L9		1B		5	2	3	1	0	0	0	<b>Philadelphia Phillies @ Colorado Rockies</b> Coors Field, Denver, CO Fri Apr 18 2014, 6:43 PM - 9:30 PM MDT Att: 35,705 - Cloudy - 72 F										
13 Drew Stubbs, R OBP: 0.287, SLG: 0.222	2 BB 33 2B	G1-3		5 G4-3 2 2B		5 1B 2 1B		F8	5	3	3	0	0	0	3												
5 Carlos González, L OBP: 0.357, SLG: 0.556 1 Brandon Barnes, R OBP: 0.290, SLG: 0.310	L4	2 HR IBB		G4-3		2 1B 1B		6 1B 20 2B	3	1	1	0	1	0	3												
2 Troy Tulowitzki, R OBP: 0.460, SLG: 0.620 35 Chad Bettis, R 6 Corey Dickerson, L OBP: 0.385, SLG: 0.364 34 Matt Belisle, R	2 HR 20 2B	2 HR HR		2 HR 2B		2 1B 1B		20 2B 20 2B	3	2	3	5	1	0	0												
33 Justin Morneau, L OBP: 0.371, SLG: 0.526	20 G6-3 28 1B	G6-3		G4-3		G4-3		F2	5	1	1	2	0	0	5												
20 Wilin Rosario, R OBP: 0.311, SLG: 0.446	G6-3					G3		G6-3	5	0	2	3	0	0	1												
28 Nolan Arenado, R OBP: 0.288, SLG: 0.443	9 FC6 1B			P4		G5-3		L7	5	0	1	1	0	1	2												
9 DJ LeMahieu, R OBP: 0.350, SLG: 0.321	FC6			L9		L4		14 BB 19 1B	5	1	2	0	0	0	2												
27 Tyler Chatwood, R 14 Josh Rutledge, R OBP: 0.482, SLG: 0.417	G4-3			K		K		F8	3	0	0	0	0	2	1												
<b>Inning Stats</b>	R: 4 E: 0 K: 0 S: 24	H: 4 LOB: 1 BB: 1 P: 36	R: 3 E: 0 K: 0 S: 14	H: 2 LOB: 0 BB: 1 P: 25	R: 0 E: 0 K: 1 S: 9	H: 1 LOB: 1 BB: 0 P: 12	R: 1 E: 0 K: 0 S: 12	H: 2 LOB: 1 BB: 0 P: 20	R: 0 E: 0 K: 0 S: 5	H: 0 LOB: 0 BB: 0 P: 7	R: 1 E: 0 K: 1 S: 14	H: 3 LOB: 2 BB: 0 P: 24	R: 1 E: 0 K: 0 S: 14	H: 2 LOB: 2 BB: 1 P: 23	R: 2 E: 0 K: 1 S: 21	H: 4 LOB: 2 BB: 0 P: 30		1B: 14 2B: 3 3B: 0 HR: 1	SF: 0 SAC: 0 DP: 0 HBP: 0	WP: 0 PB: 0 SB: 0 CS: 0	PA: 45						
<b>PITCHER</b>	IP	WLS	BF	H	R	ER	SO	BB	IBB	HBP	BLK	WP	HR	S	P	ERA	WHIP										
44 Jonathan Pettibone, R ERA: 9.0	4.0	L	23	8	8	8	1	1	1	0	0	0	0	5	7	0.00	0.000										
37 Mike Adams, R ERA: 2.45	1.0		3	0	0	0	0	0	0	0	0	0	0	14	24	9.00	3.000										
43 Mario Hollands, L ERA: 9.0	1.0		6	3	1	1	1	0	0	0	0	0	0	13	22	13.50	4.500										
52 Jeff Manship, R ERA: 7.94	0.2		5	2	1	1	0	1	0	0	0	0	0	22	31	13.50	3.000										







Batter	1	2	3	4	5	6	7	8	9	AB	R	H	RBI	BB	SO	LOB	TOP		
2 Ben Revere, L OBP: 0.284, SLG: 0.292 15 John Mayberry Jr., R OBP: 0.276, SLG: 0.439	G5-3		G1-3		G6-3		11 2B 26 SF8 1B	11 1B 26 FC6-4 1B		5	2	2	0	0	0	0			
11 Jimmy Rollins, S OBP: 0.370, SLG: 0.492	HR		F8		BB		26 SF8 6 E 2B	26 FC6-4 1B		4	2	3	2	1	0	0			
26 Chase Utley, L OBP: 0.451, SLG: 0.672	K		6 HR 2B		K		SF8	FC6-4 6 WP 1B		4	1	1	2	0	2	2			
6 Ryan Howard, L OBP: 0.360, SLG: 0.508 59 Antonio Bastardo, R OBP: 0.276, SLG: 0.439	1B		2H HR		HR		E9 3 E 9 SF7 1B	G4-3		5	3	4	3	0	0	1			
58 Jonathan Papelbon, R OBP: 0.291, SLG: 0.333	1B		HR		K		3B	G4-3		0	0	0	0	0	0	0			
3 Marlon Byrd, R OBP: 0.293, SLG: 0.380	K		K		K		E4			5	1	2	1	0	2	2			
9 Dominic Brown, L OBP: 0.314, SLG: 0.333	G4-3		G4-3		G4-3		13 PB 9 B 13 SF8 1B	SF7		4	0	1	1	0	0	1			
21 Wil Nieves, R OBP: 0.267, SLG: 0.400	2B		G3		K		K	K		5	0	1	0	0	2	4			
25 Cody Asche, L OBP: 0.275, SLG: 0.304 13 Freddy Galvis, S OBP: 0.275, SLG: 0.304	K		F8		F8		SF8			2	0	0	0	0	1	1			
27 Roberto Hernandez, R OBP: 0.291, SLG: 0.333 43 Mario Hollands, L OBP: 0.291, SLG: 0.333 7 Jayson Nix, R OBP: 0.291, SLG: 0.333 39 B.J. Rosenberg, R OBP: 0.291, SLG: 0.333 63 Jake Diekman, R OBP: 0.291, SLG: 0.333 19 Tony Gwynn Jr., L OBP: 0.291, SLG: 0.333	G4-3		G4-3		G2-3		G6-3			2	0	0	0	0	0	1			
<b>Inning Stats</b>	R: 1 H: 2 E: 0 K: 2 S: 15	H: 2 LOB: 1 BB: 0 P: 24	R: 0 H: 1 E: 0 K: 1 S: 12	H: 1 LOB: 1 BB: 0 P: 16	R: 2 H: 2 E: 0 K: 1 S: 13	H: 2 LOB: 0 BB: 0 P: 19	R: 0 H: 0 E: 0 K: 0 S: 7	H: 0 LOB: 1 BB: 1 P: 21	R: 2 H: 3 E: 2 K: 1 S: 15	H: 3 LOB: 1 BB: 0 P: 20	R: 3 H: 3 E: 2 K: 1 S: 18	H: 3 LOB: 1 BB: 0 P: 24	R: 2 H: 3 E: 0 K: 0 S: 17	H: 3 LOB: 1 BB: 0 P: 23	R: 0 H: 1 E: 0 K: 0 S: 13	H: 1 LOB: 1 BB: 0 P: 18	1B: 8 SF: 3 2B: 4 3B: 1 HR: 2	WP: 1 PA: 44 PB: 1 SB: 0 CS: 0	
<b>PITCHER</b>	IP WLS BF H R ER SO BB IBB HBP BLK WP HR S P ERA WHIP	IP WLS BF H R ER SO BB IBB HBP BLK WP HR S P ERA WHIP	IP WLS BF H R ER SO BB IBB HBP BLK WP HR S P ERA WHIP	IP WLS BF H R ER SO BB IBB HBP BLK WP HR S P ERA WHIP	IP WLS BF H R ER SO BB IBB HBP BLK WP HR S P ERA WHIP	IP WLS BF H R ER SO BB IBB HBP BLK WP HR S P ERA WHIP	IP WLS BF H R ER SO BB IBB HBP BLK WP HR S P ERA WHIP	IP WLS BF H R ER SO BB IBB HBP BLK WP HR S P ERA WHIP	IP WLS BF H R ER SO BB IBB HBP BLK WP HR S P ERA WHIP	IP WLS BF H R ER SO BB IBB HBP BLK WP HR S P ERA WHIP	IP WLS BF H R ER SO BB IBB HBP BLK WP HR S P ERA WHIP	IP WLS BF H R ER SO BB IBB HBP BLK WP HR S P ERA WHIP	IP WLS BF H R ER SO BB IBB HBP BLK WP HR S P ERA WHIP	IP WLS BF H R ER SO BB IBB HBP BLK WP HR S P ERA WHIP	IP WLS BF H R ER SO BB IBB HBP BLK WP HR S P ERA WHIP	IP WLS BF H R ER SO BB IBB HBP BLK WP HR S P ERA WHIP	IP WLS BF H R ER SO BB IBB HBP BLK WP HR S P ERA WHIP	IP WLS BF H R ER SO BB IBB HBP BLK WP HR S P ERA WHIP	IP WLS BF H R ER SO BB IBB HBP BLK WP HR S P ERA WHIP

Philadelphia Phillies @ Colorado Rockies  
Coors Field, Denver, CO  
Sun Apr 20 2014, 2:15 PM - 6:21 PM MDT  
Att: 33,563 - Partly Cloudy - 70 F

AB	40
R	10
H	15
RBI	10
BB	1
SO	7
LOB	15



Batter	1	2	3	4	5	6	7	8	9	AB	R	H	RBI	BB	SO	LOB	BOTTOM			
19 Charlie Blackmon, L OBP: 0.440, SLG: 0.594	K		FC4-6 2B 1B HBP		G4-3		1 BB BB	HR		4	2	1	1	1	1	3				
1 Brandon Barnes, R OBP: 0.281, SLG: 0.364	2 BB 33 1B 1B		5 FC4-6 1B		5 S 2B 1B		BB	K		4	2	3	0	1	1	0				
5 Carlos González, L OBP: 0.346, SLG: 0.535 13 Drew Stubbs, R OBP: 0.257, SLG: 0.250	F8		FC4-6 2B 33 G3		2B 33 SF8 2B		G5-3			4	2	1	1	0	0	5				
2 Troy Tulowitzki, R OBP: 0.493, SLG: 0.661	33 1B BB		33 G3 2B 1B		2B 1B		33 HR 2B	IBB		3	2	3	1	2	0	0				
33 Justin Morneau, L OBP: 0.371, SLG: 0.609	1B		G3		SF8		HR	K		4	1	2	5	0	1	3				
28 Nolan Arenado, R OBP: 0.296, SLG: 0.436	P5		14 CS 1B		K		K	K		5	0	2	1	0	2	3				
14 Josh Rutledge, R OBP: 0.412, SLG: 0.438	G5-3		CS		F8		K	K		4	0	1	0	0	1	1				
58 Jordan Pacheco, R OBP: 0.450, SLG: 0.588	K		G6-3		K		6 3B	K		4	0	1	0	0	2	1				
12 Juan Nicasio, R ERA: 4.3 49 Rex Brothers, L ERA: 2.35 48 Boone Logan, R ERA: 3.38 0 Adam Ottavino, R ERA: 6.0 34 Matt Belisle, R ERA: 6.0	G1		K		K		FC6-2-5-4 3H	G5-3		2	0	0	0	0	0	1				
<b>Inning Stats</b>	R: 1 H: 2 E: 0 K: 1 S: 15	H: 0 LOB: 2 BB: 1 P: 26	R: 0 H: 0 E: 0 K: 1 S: 8	H: 0 LOB: 0 BB: 0 P: 10	R: 3 H: 3 E: 0 K: 0 S: 11	H: 3 LOB: 0 BB: 0 P: 15	R: 0 H: 1 E: 0 K: 1 S: 10	H: 1 LOB: 1 BB: 0 P: 13	R: 2 H: 3 E: 0 K: 1 S: 14	H: 3 LOB: 1 BB: 0 P: 21	R: 0 H: 1 E: 0 K: 0 S: 13	H: 2 LOB: 0 BB: 2 P: 22	R: 2 H: 2 E: 0 K: 3 S: 15	H: 2 LOB: 0 BB: 0 P: 20	R: 1 H: 2 E: 0 K: 2 S: 11	H: 2 LOB: 2 BB: 1 P: 21	R: 0 H: 1 E: 0 K: 0 S: 12	H: 1 LOB: 2 BB: 0 P: 17	1B: 7 SF: 1 2B: 6 3B: 1 HR: 2	WP: 0 PA: 47 PB: 0 SB: 1 CS: 1
<b>PITCHER</b>	IP WLS BF H R ER SO BB IBB HBP BLK WP HR S P ERA WHIP	IP WLS BF H R ER SO BB IBB HBP BLK WP HR S P ERA WHIP	IP WLS BF H R ER SO BB IBB HBP BLK WP HR S P ERA WHIP	IP WLS BF H R ER SO BB IBB HBP BLK WP HR S P ERA WHIP	IP WLS BF H R ER SO BB IBB HBP BLK WP HR S P ERA WHIP	IP WLS BF H R ER SO BB IBB HBP BLK WP HR S P ERA WHIP	IP WLS BF H R ER SO BB IBB HBP BLK WP HR S P ERA WHIP	IP WLS BF H R ER SO BB IBB HBP BLK WP HR S P ERA WHIP	IP WLS BF H R ER SO BB IBB HBP BLK WP HR S P ERA WHIP	IP WLS BF H R ER SO BB IBB HBP BLK WP HR S P ERA WHIP	IP WLS BF H R ER SO BB IBB HBP BLK WP HR S P ERA WHIP	IP WLS BF H R ER SO BB IBB HBP BLK WP HR S P ERA WHIP	IP WLS BF H R ER SO BB IBB HBP BLK WP HR S P ERA WHIP	IP WLS BF H R ER SO BB IBB HBP BLK WP HR S P ERA WHIP	IP WLS BF H R ER SO BB IBB HBP BLK WP HR S P ERA WHIP	IP WLS BF H R ER SO BB IBB HBP BLK WP HR S P ERA WHIP	IP WLS BF H R ER SO BB IBB HBP BLK WP HR S P ERA WHIP	IP WLS BF H R ER SO BB IBB HBP BLK WP HR S P ERA WHIP	IP WLS BF H R ER SO BB IBB HBP BLK WP HR S P ERA WHIP	

Philadelphia Phillies @ Colorado Rockies  
Coors Field, Denver, CO  
Sun Apr 20 2014, 2:15 PM - 6:21 PM MDT  
Att: 33,563 - Partly Cloudy - 70 F

AB	38
R	9
H	15
RBI	9
BB	4
SO	9
LOB	20





Batter	1	2	3	4	5	6	7	8	9	AB	R	H	RBI	BB	SO	LOB	TOP
19 Tony Gwynn Jr., L OBP: 0.364, SLG: 0.286										4	1	0	0	1	0	2	
11 Jimmy Rollins, S OBP: 0.359, SLG: 0.471										5	1	1	0	0	0	0	
26 Chase Utley, L OBP: 0.434, SLG: 0.652										5	1	1	0	0	0	2	
51 Carlos Ruiz, R OBP: 0.365, SLG: 0.415										4	2	3	4	1	0	0	
6 Ryan Howard, L OBP: 0.363, SLG: 0.543										5	1	2	2	0	2	2	
52 Jeff Manship, R										0	0	0	0	0	0	0	
15 John Mayberry Jr., R OBP: 0.304, SLG: 0.400										4	1	1	0	1	1	1	
9 Dominic Brown, L OBP: 0.324, SLG: 0.343										4	0	2	0	0	0	3	
13 Freddy Galvis, S OBP: 0.188, SLG: 0.077										4	0	0	0	0	0	2	
33 Cliff Lee, L OBP: 0.200, SLG: 0.200										4	0	1	0	0	2	2	
3 Marlon Byrd, R OBP: 0.293, SLG: 0.380										0	0	0	0	0	0	0	
<b>Inning Stats</b>	R: 2 H: 2 E: 0 K: 0 S: 13	H: 2 R: 2 LOB: 2 BB: 2 P: 29	R: 0 H: 0 E: 0 K: 1 S: 7	H: 1 R: 0 LOB: 1 BB: 0 P: 21	R: 0 H: 2 E: 0 K: 0 S: 12	H: 3 R: 3 LOB: 2 BB: 1 P: 27	R: 0 H: 0 E: 0 K: 0 S: 9	H: 1 R: 0 LOB: 1 BB: 0 P: 12	R: 0 H: 0 E: 0 K: 1 S: 7	H: 0 R: 2 LOB: 0 BB: 0 P: 16	1B: 6 R: 7 H: 11 RBI: 6 BB: 3 SO: 5 LOB: 14	WP: 0 PA: 42 PB: 0 SB: 0 CS: 0					
<b>PITCHER</b>	IP: 5.0 WLS: L BF: 27 ERA: 5.6	IP: 2.0 WLS: 7 BF: 1 ERA: 3.5	IP: 2.0 WLS: 2 BF: 2 ERA: 10.8	IP: 1.1 WLS: 8 BF: 5 ERA: 5.6	IP: 1.1 WLS: 1 BF: 0 ERA: 0.00	IP: 1.1 WLS: 0 BF: 1 ERA: 0.00	IP: 2.3 WLS: 0 BF: 18 ERA: 9.00	IP: 1.0 WLS: 1 BF: 2 ERA: 0.00	IP: 1.0 WLS: 0 BF: 2 ERA: 0.00	IP: 1.0 WLS: 0 BF: 2 ERA: 0.00	IP: 1.0 WLS: 0 BF: 2 ERA: 0.00	IP: 1.0 WLS: 0 BF: 2 ERA: 0.00	IP: 1.0 WLS: 0 BF: 2 ERA: 0.00				
47 Paul Maholm, L ERA: 5.6	43 Brandon League, R ERA: 3.5	60 José Domínguez, R ERA: 10.8	47 Paul Maholm, L ERA: 5.6	43 Brandon League, R ERA: 3.5	60 José Domínguez, R ERA: 10.8	47 Paul Maholm, L ERA: 5.6	43 Brandon League, R ERA: 3.5	60 José Domínguez, R ERA: 10.8	47 Paul Maholm, L ERA: 5.6	43 Brandon League, R ERA: 3.5	60 José Domínguez, R ERA: 10.8	47 Paul Maholm, L ERA: 5.6					

Philadelphia Phillies @ Los Angeles Dodgers  
Dodger Stadium, Los Angeles, CA  
Mon Apr 21 2014, 7:13 PM - 9:58 PM PDT  
Att: 37,715 - Partly Cloudy - 69 F



Batter	1	2	3	4	5	6	7	8	9	AB	R	H	RBI	BB	SO	LOB	BOTTOM
66 Yasiel Puig, R OBP: 0.343, SLG: 0.414										4	0	1	0	0	1	0	
10 Justin Turner, R OBP: 0.206, SLG: 0.226										4	0	0	0	0	1	1	
13 Hanley Ramirez, R OBP: 0.337, SLG: 0.417										3	0	0	0	1	2	1	
23 Adrián González, L OBP: 0.360, SLG: 0.584										4	0	1	0	0	2	1	
27 Matt Kemp, R OBP: 0.315, SLG: 0.468										3	0	1	0	0	0	0	
60 José Domínguez, R										0	0	0	0	0	0	0	
33 Scott Van Slyke, R OBP: 0.423, SLG: 0.714										3	0	0	0	0	1	1	
5 Juan Uribe, R OBP: 0.342, SLG: 0.545										2	0	0	0	0	2	1	
43 Brandon League, R										0	0	0	0	0	0	0	
3 Carl Crawford, L OBP: 0.246, SLG: 0.339										1	0	0	0	0	0	0	
26 Tim Federowicz, R OBP: 0.118, SLG: 0.121										3	0	1	0	0	0	1	
47 Paul Maholm, L										1	0	0	0	0	1	0	
9 Dee Strange-Gordon, L OBP: 0.397, SLG: 0.469										2	0	0	0	0	1	1	
<b>Inning Stats</b>	R: 0 H: 2 E: 0 K: 1 S: 10	H: 1 R: 0 LOB: 1 BB: 0 P: 16	R: 0 H: 0 E: 0 K: 1 S: 9	H: 0 R: 0 LOB: 0 BB: 0 P: 14	R: 0 H: 0 E: 0 K: 1 S: 8	H: 0 R: 0 LOB: 0 BB: 0 P: 11	R: 0 H: 0 E: 0 K: 2 S: 11	H: 0 R: 0 LOB: 0 BB: 0 P: 15	R: 0 H: 1 E: 0 K: 1 S: 10	H: 0 R: 2 LOB: 1 BB: 1 P: 11	1B: 4 R: 0 H: 4 RBI: 0 BB: 1 SO: 11 LOB: 7	WP: 0 PA: 31 PB: 0 SB: 0 CS: 0					
<b>PITCHER</b>	IP: 8.0 WLS: W BF: 27 ERA: 3.09	IP: 1.0 WLS: 4 BF: 0 ERA: 7.2	IP: 1.0 WLS: 0 BF: 0 ERA: 0.00	IP: 1.0 WLS: 0 BF: 0 ERA: 0.00	IP: 1.0 WLS: 0 BF: 6 ERA: 0.00	IP: 1.0 WLS: 0 BF: 11 ERA: 0.00	IP: 1.0 WLS: 0 BF: 6 ERA: 0.00	IP: 1.0 WLS: 0 BF: 11 ERA: 0.00	IP: 1.0 WLS: 0 BF: 11 ERA: 0.00	IP: 1.0 WLS: 0 BF: 11 ERA: 0.00	IP: 1.0 WLS: 0 BF: 11 ERA: 0.00	IP: 1.0 WLS: 0 BF: 11 ERA: 0.00	IP: 1.0 WLS: 0 BF: 11 ERA: 0.00				
33 Cliff Lee, L ERA: 3.09	52 Jeff Manship, R ERA: 7.2																

Philadelphia Phillies @ Los Angeles Dodgers  
Dodger Stadium, Los Angeles, CA  
Mon Apr 21 2014, 7:13 PM - 9:58 PM PDT  
Att: 37,715 - Partly Cloudy - 69 F





Batter	1	2	3	4	5	6	7	8	9	10	AB	R	H	RBI	BB	SO	LOB	TOP				
2 Ben Revere, L OBP: 0.319, SLG: 0.329	G4-3		1B						1B		5	1	4	0	0	0	0	Philadelphia Phillies @ Los Angeles Dodgers Dodger Stadium, Los Angeles, CA Tue Apr 22 2014, 7:11 PM - 10:45 PM PDT Att: 44,826 - Clear - 63 F				
11 Jimmy Rollins, S OBP: 0.337, SLG: 0.440	G6-3				F7	FC6-4			P2		5	0	0	0	0	1	7					
3 Marlon Byrd, R OBP: 0.288, SLG: 0.382	G6-3		G6-4-3						K		5	0	1	1	0	2	3					
6 Ryan Howard, L 58 Jonathan Papelbon, R		1B		L9	SF7				K	G1-3	4	0	1	1	0	1	0					
51 Carlos Ruiz, R OBP: 0.358, SLG: 0.439	L4								F8	E7	4	1	1	0	1	0	1					
9 Dornic Brown, L OBP: 0.329, SLG: 0.352	E6								G3	G6-3	4	0	1	1	1	0	3					
7 Jayson Nix, R OBP: 0.185, SLG: 0.154	F4									G6-3	4	0	0	0	0	1	5					
13 Freddy Galvis, S OBP: 0.143, SLG: 0.056										K2-3	5	0	0	0	0	2	6					
34 A.J. Burnett, R 63 Jake Diekmann, R 37 Mike Adams, R 19 Tony Gwynn Jr., L 59 Antonio Bastardo, R 15 John Mayberry Jr., R											3	1	3	0	0	0	0	livebaseballscorecards.com AB 40 R 3 H 11 RBI 3 BB 2 SO 8 LOB 25				
Inning Stats	R: 0 E: 0 K: 0 S: 7	H: 0 LOB: 0 BB: 0 P: 9	R: 0 E: 1 K: 1 S: 13	H: 1 LOB: 2 BB: 0 P: 20	R: 0 E: 0 K: 1 S: 10	H: 2 LOB: 1 BB: 0 P: 11	R: 0 E: 0 K: 0 S: 7	H: 1 LOB: 2 BB: 1 P: 14	R: 2 E: 0 K: 1 S: 15	H: 3 LOB: 2 BB: 0 P: 27	R: 0 E: 0 K: 2 S: 10	H: 0 LOB: 0 BB: 0 P: 18	R: 0 E: 0 K: 0 S: 9	H: 0 LOB: 0 BB: 0 P: 15	R: 0 E: 0 K: 2 S: 13	H: 1 LOB: 1 BB: 0 P: 17	R: 1 E: 1 K: 1 S: 10		H: 1 LOB: 1 BB: 0 P: 15	1B: 8 2B: 2 3B: 1 HR: 0	SF: 1 SAC: 0 DP: 1 HBP: 1	WP: 0 PB: 0 SB: 1 CS: 1
PITCHER	IP	WLS	BF	H	R	ER	SO	BB	IBB	HBP	BLK	WP	HR	S	P	ERA	WHIP					
99 Hyun Jin Ryu, L ERA: 2.12	6.0		29	9	2	2	3	1	0	0	0	0	0	68	106	3.00	1.667					
44 Chris Withrow, R ERA: 0.87	1.0		3	0	0	0	2	0	0	0	0	0	0	10	18	0.00	0.000					
0 Brian Wilson, R ERA: 7.36	1.0		3	0	0	0	0	0	0	1	0	0	0	9	15	0.00	0.000					
74 Kenley Jansen, R ERA: 3.75	1.0		4	1	0	0	2	0	0	0	0	0	0	13	17	0.00	1.000					
56 J.P. Howell, L ERA: 1.0	1.0	L	5	1	1	0	1	0	0	0	0	0	0	10	15	0.00	1.000					

Batter	1	2	3	4	5	6	7	8	9	10	AB	R	H	RBI	BB	SO	LOB	BOTTOM		
3 Carl Crawford, L OBP: 0.226, SLG: 0.317	G4-3		F8								4	0	0	1	0	0	1	Philadelphia Phillies @ Los Angeles Dodgers Dodger Stadium, Los Angeles, CA Tue Apr 22 2014, 7:11 PM - 10:45 PM PDT Att: 44,826 - Clear - 63 F		
66 Yasiel Puig, R OBP: 0.347, SLG: 0.429	2B		G5-3								5	0	2	0	0	0	0			
13 Hanley Ramirez, R OBP: 0.330, SLG: 0.403	K		1B								5	0	1	0	0	1	2			
23 Adrián González, L OBP: 0.356, SLG: 0.563			G4-3								3	0	0	0	1	0	1			
27 Matt Kemp, R OBP: 0.293, SLG: 0.431	K										4	0	0	0	0	1	2			
5 Juan Uribe, R OBP: 0.337, SLG: 0.531	K										4	0	1	0	0	1	0			
9 Dee Strange-Gordon, L OBP: 0.408, SLG: 0.492											3	1	2	0	0	0	0			
0 Brian Wilson, R ERA: 5.1											0	0	0	0	0	0	0			
74 Kenley Jansen, S ERA: 3.75											0	0	0	0	0	0	0			
33 Scott Van Slyke, R OBP: 0.407, SLG: 0.682											1	0	0	0	0	1	1			
56 J.P. Howell, L ERA: 1.0											0	0	0	0	0	0	0			
26 Tim Federowicz, R OBP: 0.132, SLG: 0.162											4	1	1	0	0	3	3			
99 Hyun Jin Ryu, R OBP: 0.083, SLG: 0.083											1	0	0	0	0	0	1			
44 Chris Withrow, R ERA: 0.87											0	0	0	0	0	0	0			
10 Justin Turner, R OBP: 0.222, SLG: 0.242											2	0	1	1	0	0	0			
Inning Stats	R: 0 E: 0 K: 2 S: 14	H: 1 LOB: 2 BB: 1 P: 24	R: 0 E: 0 K: 2 S: 9	H: 1 LOB: 1 BB: 0 P: 14	R: 0 E: 0 K: 0 S: 10	H: 0 LOB: 0 BB: 0 P: 9	R: 0 E: 0 K: 0 S: 6	H: 0 LOB: 0 BB: 0 P: 15	R: 1 E: 0 K: 1 S: 11	H: 2 LOB: 1 BB: 0 P: 19	R: 0 E: 0 K: 0 S: 5	H: 0 LOB: 0 BB: 0 P: 7	R: 0 E: 0 K: 2 S: 10	H: 1 LOB: 1 BB: 0 P: 13	R: 0 E: 0 K: 0 S: 7	H: 1 LOB: 1 BB: 0 P: 7	1B: 5 2B: 3 3B: 0 HR: 0	SF: 1 SAC: 1 DP: 0 HBP: 0	WP: 1 PB: 0 SB: 4 CS: 0	PA: 39
PITCHER	IP	WLS	BF	H	R	ER	SO	BB	IBB	HBP	BLK	WP	HR	S	P	ERA	WHIP			
34 A.J. Burnett, R ERA: 2.73	6.2		27	6	2	2	5	1	0	0	0	1	0	66	105	2.70	1.050			
63 Jake Diekmann, L ERA: 5.1	0.1		1	0	0	0	0	0	0	0	0	0	0	3	6	0.00	0.000			
37 Mike Adams, R ERA: 7.36	1.0		3	0	0	0	0	0	0	0	0	0	0	5	7	0.00	0.000			
59 Antonio Bastardo, L ERA: 4.35	1.0	W	4	1	0	0	2	0	0	0	0	0	0	10	13	0.00	1.000			
58 Jonathan Papelbon, R ERA: 3.24	1.0	S	4	1	0	0	0	0	0	0	0	0	0	7	7	0.00	1.000			

Philadelphia Phillies @ Los Angeles Dodgers  
Dodger Stadium, Los Angeles, CA  
Tue Apr 22 2014, 7:11 PM - 10:45 PM PDT  
Att: 44,826 - Clear - 63 F

livebaseballscorecards.com  
AB 40  
R 3  
H 11  
RBI 3  
BB 2  
SO 8  
LOB 25

Philadelphia Phillies @ Los Angeles Dodgers  
Dodger Stadium, Los Angeles, CA  
Tue Apr 22 2014, 7:11 PM - 10:45 PM PDT  
Att: 44,826 - Clear - 63 F

livebaseballscorecards.com  
AB 36  
R 2  
H 8  
RBI 2  
BB 1  
SO 7  
LOB 11

WP: 1  
PB: 0  
SB: 4  
CS: 0  
PA: 39



Batter	1	2	3	4	5	6	7	8	9	AB	R	H	RBI	BB	SO	LOB	TOP					
2 Ben Revere, L (1,8) OBP: 0.303, SLG: 0.311	L8		K			F7		G4-3		4	0	0	0	0	1	1	Philadelphia Phillies @ Los Angeles Dodgers Dodger Stadium, Los Angeles, CA Wed Apr 23 2014, 7:13 PM - 10:02 PM PDT Att. 40,776 - Clear - 67 F					
11 Jimmy Rollins, S (1,6) OBP: 0.333, SLG: 0.443	F8				G6-3 26 6 1B	F8		F9		4	1	1	0	0	0	0						
26 Chase Utley, L (1,4) OBP: 0.425, SLG: 0.644	F8				G6-3			K		4	0	1	0	0	1	1						
6 Ryan Howard, L (1,3) OBP: 0.360, SLG: 0.519		K							F8	3	0	1	1	1	1	0						
3 Marlon Byrd, R (1,9) OBP: 0.274, SLG: 0.363		K							F9	4	0	0	0	0	2	3						
9 Dornic Brown, L (1,7) OBP: 0.313, SLG: 0.333									K	4	0	0	0	0	3	1						
51 Carlos Ruiz, R (1,2) OBP: 0.352, SLG: 0.417									K	3	0	0	0	0	2	0						
13 Freddy Galvis, S (1,5) OBP: 0.130, SLG: 0.050									K	2	0	0	0	0	2	0						
25 Cody Asche, L (7,PH) OBP: 0.269, SLG: 0.298									P5	1	0	0	0	0	0	0						
43 Mario Hollands, L (7,1) 50 Shawn Camp, R (8,1)										0	0	0	0	0	0	0						
35 Cole Hamels, L (1,1) OBP: 0.500, SLG: 0.500										2	0	1	0	0	1	0						
52 Jeff Manship, R (7,1)										0	0	0	0	0	0	0						
7 Jayson Nix, R (7,5) OBP: 0.214, SLG: 0.296										1	1	1	1	0	0	0						
<b>Inning Stats</b>	R: 0 E: 0 K: 0 S: 12	H: 0 LOB: 0 BB: 0 P: 19	R: 0 E: 0 K: 2 S: 9	H: 0 LOB: 0 BB: 0 P: 13	R: 0 E: 0 K: 2 S: 12	H: 1 LOB: 1 BB: 0 P: 15	R: 1 E: 0 K: 2 S: 11	H: 2 LOB: 1 BB: 0 P: 17	R: 0 E: 0 K: 3 S: 9	H: 0 LOB: 0 BB: 0 P: 12	R: 0 E: 0 K: 0 S: 8	H: 1 LOB: 2 BB: 1 P: 15	R: 0 E: 0 K: 2 S: 11	H: 0 LOB: 0 BB: 0 P: 16	R: 1 E: 0 K: 1 S: 8	H: 1 LOB: 0 BB: 0 P: 13	R: 0 E: 0 K: 1 S: 10	H: 0 LOB: 0 BB: 0 P: 14	1B: 2 2B: 2 HR: 1	SF: 0 SAC: 0 DP: 0 HBP: 0	WP: 0 PB: 0 SB: 0 CS: 0	PA: 33
<b>PITCHER</b>	IP WLS BF H R ER SO BB IBB HBP BLK WP HR S P ERA WHIP																					
21 Zack Greinke, R (1,1) ERA: 2.45	7.0 W 27 5 2 2 11 0 1 0 0 0 0 1 73 108 2.57 0.714																					
56 J.P. Howell, L (8,1) ERA: 0.9	1.0 H 3 0 0 0 1 0 0 0 0 0 0 0 7 12 0.00 0.000																					
74 Kenley Jansen, R (9,1) ERA: 3.46	1.0 S 3 0 0 0 1 0 0 0 0 0 0 0 10 14 0.00 0.000																					

Batter	1	2	3	4	5	6	7	8	9	AB	R	H	RBI	BB	SO	LOB	BOTTOM			
66 Yasiel Puig, R (1,9) OBP: 0.355, SLG: 0.463	K		K							4	0	2	2	0	2	0	Philadelphia Phillies @ Los Angeles Dodgers Dodger Stadium, Los Angeles, CA Wed Apr 23 2014, 7:13 PM - 10:02 PM PDT Att. 40,776 - Clear - 67 F			
16 Andre Ethier, L (1,7) OBP: 0.281, SLG: 0.302	G6-3									4	0	0	0	0	1	3				
13 Hanley Ramirez, R (1,6) OBP: 0.337, SLG: 0.457	G6-3									4	1	2	1	0	0	0				
27 Matt Kemp, R (1,8) OBP: 0.306, SLG: 0.473										4	1	2	0	0	0	1				
33 Scott Van Slyke, R (1,3) OBP: 0.419, SLG: 0.692										4	1	2	0	0	0	2				
74 Kenley Jansen, S (9,1)										0	0	0	0	0	0	0				
5 Juan Uribe, R (1,5) OBP: 0.322, SLG: 0.512										3	0	0	1	0	1	2				
10 Justin Turner, R (1,4) OBP: 0.225, SLG: 0.243										4	0	1	1	0	2	1				
31 Drew Butera, R (1,2) OBP: 0.263, SLG: 0.222										4	1	2	0	0	1	0				
21 Zack Greinke, R (1,1) OBP: 0.273, SLG: 0.400										2	1	1	0	1	0	0				
56 J.P. Howell, L (8,1) ERA: 7.94										0	0	0	0	0	0	0				
23 Adrián González, L (8,PH) OBP: 0.352, SLG: 0.556										1	0	0	0	0	0	2				
<b>Inning Stats</b>	R: 0 E: 0 K: 1 S: 10	H: 2 LOB: 0 BB: 0 P: 15	R: 1 E: 0 K: 0 S: 9	H: 2 LOB: 0 BB: 0 P: 12	R: 0 E: 0 K: 1 S: 7	H: 0 LOB: 0 BB: 0 P: 10	R: 0 E: 0 K: 1 S: 6	H: 1 LOB: 1 BB: 0 P: 11	R: 1 E: 0 K: 2 S: 17	H: 2 LOB: 2 BB: 1 P: 26	R: 0 E: 0 K: 0 S: 6	H: 1 LOB: 1 BB: 0 P: 12	R: 1 E: 0 K: 2 S: 12	H: 2 LOB: 1 BB: 0 P: 19	R: 2 E: 0 K: 0 S: 15	H: 4 LOB: 2 BB: 0 P: 21	1B: 5 2B: 5 3B: 1 HR: 1	SF: 1 SAC: 0 DP: 0 HBP: 0	WP: 0 PB: 0 SB: 0 CS: 1	PA: 37
<b>PITCHER</b>	IP WLS BF H R ER SO BB IBB HBP BLK WP HR S P ERA WHIP																			
35 Cole Hamels, L (1,1) ERA: 3.0	6.0 L 24 6 2 2 2 5 0 0 0 0 0 0 55 86 3.00 1.167																			
52 Jeff Manship, R (7,1) ERA: 7.94	0.2 4 2 1 1 2 0 0 0 0 0 0 10 15 13.50 3.000																			
43 Mario Hollands, L (7,1) ERA: 4.0	0.2 4 2 2 2 0 0 0 0 0 0 0 9 15 27.00 3.000																			
50 Shawn Camp, R (8,1) ERA:	0.2 4 2 0 0 0 0 0 0 0 0 0 8 10 0.00 3.000																			











Batter	1	2	3	4	5	6	7	8	9	AB	R	H	RBI	BB	SO	LOB	TOP		
2 Ben Revere, L OBP: 0.319, SLG: 0.326										5	0	2	1	0	1	1	Philadelphia Phillies @ Arizona Diamondbacks Chase Field, Phoenix, AZ Sat Apr 26 2014, 5:11 PM - 8:15 PM MST Att: 35,462 - Partly Cloudy - 72 F		
11 Jimmy Rollins, S OBP: 0.411, SLG: 0.427										5	0	1	1	0	1	5			
26 Chase Utley, L OBP: 0.411, SLG: 0.576										4	0	1	0	1	0	3			
6 Ryan Howard, L OBP: 0.330, SLG: 0.456										5	1	0	0	0	1	4			
3 Marlon Byrd, R OBP: 0.306, SLG: 0.398										4	1	1	0	1	0	0			
9 Dornic Brown, L OBP: 0.340, SLG: 0.345										5	1	2	0	0	0	1			
51 Carlos Ruiz, R OBP: 0.412, SLG: 0.479										4	2	3	1	1	0	1			
13 Freddy Galvis, S OBP: 0.091, SLG: 0.033										5	0	0	0	0	2	8			
33 Cliff Lee, L OBP: 0.280, SLG: 0.250										2	0	1	0	0	0	0			
19 Tony Gwynn, L OBP: 0.337, SLG: 0.370										1	1	1	0	0	0	0			
52 Jeff Marzetti, R OBP: 0.187, SLG: 0.333										0	0	0	0	0	0	0			
25 Cody Asche, L OBP: 0.167, SLG: 0.333										1	0	1	2	0	0	0			
59 Antonio Bastardo, R OBP: 0.368, SLG: 0.303										0	0	0	0	0	0	0			
37 Mike Adams, R OBP: 0.368, SLG: 0.303										0	0	0	0	0	0	0			
58 Jonathan Papelbon, R ERA: 2.61										0	0	0	0	0	0	0			
<b>Inning Stats</b>	R: 0 H: 1 E: 0 K: 1 S: 10	H: 1 LOB: 1 BB: 0 P: 13	R: 0 H: 1 E: 0 K: 0 S: 10	H: 1 LOB: 1 BB: 0 P: 16	R: 0 H: 1 E: 1 K: 0 S: 10	H: 1 LOB: 1 BB: 0 P: 13	R: 0 H: 1 E: 0 K: 0 S: 12	H: 0 LOB: 0 BB: 0 P: 18	R: 0 H: 0 E: 0 K: 1 S: 12	H: 0 LOB: 0 BB: 0 P: 19	R: 2 H: 3 E: 1 K: 0 S: 14	H: 3 LOB: 1 BB: 0 P: 22	R: 4 H: 4 E: 1 K: 2 S: 18	H: 4 LOB: 3 BB: 2 P: 35	R: 0 H: 1 E: 0 K: 1 S: 11	H: 1 LOB: 1 BB: 0 P: 14	1B: 11 2B: 3 3B: 0 HR: 0	SF: 0 SAC: 0 DP: 1 HBP: 0	WP: 0 PA: 44 PB: 0 SB: 1 CS: 0
<b>PITCHER</b>	IP: 6.1 WLS: 27 BF: 7 H: 2 R: 2 ER: 2 SO: 2 BB: 1 IBB: 0 HBP: 0 BLK: 0 WP: 0 HR: 0 S: 64 P: 97 ERA: 2.84 WHIP: 1.263	IP: 0.2 WLS: 4 BF: 1 H: 1 R: 1 ER: 1 SO: 0 BB: 0 IBB: 0 HBP: 0 BLK: 0 WP: 0 HR: 0 S: 10 P: 16 ERA: 13.50 WHIP: 1.500	IP: 1.0 WLS: 9 BF: 4 H: 3 R: 2 ER: 2 SO: 1 BB: 1 IBB: 0 HBP: 0 BLK: 0 WP: 0 HR: 0 S: 17 P: 34 ERA: 18.00 WHIP: 5.000	IP: 1.0 WLS: 4 BF: 1 H: 0 R: 0 ER: 0 SO: 1 BB: 0 IBB: 0 HBP: 0 BLK: 0 WP: 0 HR: 0 S: 11 P: 14 ERA: 0.00 WHIP: 1.000	<b>PITCHER</b>														

Batter	1	2	3	4	5	6	7	8	9	AB	R	H	RBI	BB	SO	LOB	BOTTOM				
11 AJ Pollock, R OBP: 0.317, SLG: 0.455										5	1	3	1	0	0	1	Philadelphia Phillies @ Arizona Diamondbacks Chase Field, Phoenix, AZ Sat Apr 26 2014, 5:11 PM - 8:15 PM MST Att: 35,462 - Partly Cloudy - 72 F				
14 Martin Prado, R OBP: 0.278, SLG: 0.291										5	0	1	0	0	0	3					
44 Paul Goldschmidt, R OBP: 0.364, SLG: 0.495										3	1	0	1	1	1	2					
26 Miguel Montero, L OBP: 0.376, SLG: 0.402										4	1	1	0	1	0	1					
2 Aaron Hill, R OBP: 0.307, SLG: 0.434										3	1	2	0	1	0	0					
7 Cody Ross, R OBP: 0.315, SLG: 0.115										4	0	2	3	0	0	3					
8 Gerardo Parra, L OBP: 0.295, SLG: 0.327										3	0	0	0	1	0	3					
16 Chris Owings, R OBP: 0.359, SLG: 0.338										3	1	1	0	1	0	1					
61 Bronson Arroyo, R OBP: 0.250, SLG: 0.250										2	0	0	0	0	2	2					
54 Joe Thatcher, L ERA: 6.75										0	0	0	0	0	0	0					
35 Trevor Cahill, R OBP: 0.167, SLG: 0.333										0	0	0	0	0	0	0					
4 Cliff Pennington, S OBP: 0.368, SLG: 0.303										1	0	0	0	0	1	1					
40 J.J. Putz, R ERA: 2.61										0	0	0	0	0	0	0					
<b>Inning Stats</b>	R: 2 H: 4 E: 0 K: 0 S: 14	H: 4 LOB: 2 BB: 0 P: 22	R: 1 H: 2 E: 0 K: 0 S: 10	H: 2 LOB: 0 BB: 0 P: 14	R: 2 H: 2 E: 0 K: 1 S: 15	H: 2 LOB: 2 BB: 2 P: 27	R: 0 H: 0 E: 0 K: 0 S: 6	H: 0 LOB: 0 BB: 0 P: 7	R: 0 H: 0 E: 0 K: 0 S: 8	H: 0 LOB: 0 BB: 0 P: 11	R: 0 H: 0 E: 0 K: 1 S: 8	H: 0 LOB: 0 BB: 0 P: 8	R: 0 H: 1 E: 0 K: 0 S: 10	H: 1 LOB: 3 BB: 2 P: 19	R: 0 H: 0 E: 0 K: 1 S: 8	H: 0 LOB: 1 BB: 1 P: 15	R: 0 H: 1 E: 0 K: 1 S: 6	H: 1 LOB: 0 BB: 0 P: 8	1B: 7 2B: 2 3B: 1 HR: 0	SF: 1 SAC: 1 DP: 0 HBP: 0	WP: 0 PA: 41 PB: 0 SB: 0 CS: 2
<b>PITCHER</b>	IP: 6.0 WLS: 27 BF: 6 H: 3 R: 0 ER: 0 SO: 2 BB: 2 IBB: 0 HBP: 0 BLK: 0 WP: 0 HR: 0 S: 61 P: 97 ERA: 4.50 WHIP: 1.667	IP: 1.0 WLS: 6 BF: 1 H: 0 R: 0 ER: 0 SO: 0 BB: 1 IBB: 0 HBP: 0 BLK: 0 WP: 0 HR: 0 S: 10 P: 19 ERA: 0.00 WHIP: 2.000	IP: 0.2 WLS: 3 BF: 0 H: 0 R: 0 ER: 0 SO: 1 BB: 0 IBB: 0 HBP: 0 BLK: 0 WP: 0 HR: 0 S: 5 P: 11 ERA: 0.00 WHIP: 1.500	IP: 0.1 WLS: 1 BF: 0 H: 0 R: 0 ER: 0 SO: 0 BB: 0 IBB: 0 HBP: 0 BLK: 0 WP: 0 HR: 0 S: 4 P: 4 ERA: 0.00 WHIP: 0.000	IP: 1.0 WLS: 3 BF: 1 H: 0 R: 0 ER: 0 SO: 6 BB: 0 IBB: 0 HBP: 0 BLK: 0 WP: 0 HR: 0 S: 8 P: 8 ERA: 0.00 WHIP: 1.000	<b>PITCHER</b>															











Batter	1	2	3	4	5	6	7	8	9	AB	R	H	RBI	BB	SO	LOB	TOP					
2 Denard Span, L OBP: 0.290, SLG: 0.319	G4-3		L9		G4-3			6 S 6 1B	F9	5	1	1	1	0	0	2	Washington Nationals @ Philadelphia Phillies Citizens Bank Park, Philadelphia, PA Fri May 02 2014, 7:07 PM - 10:18 PM EDT Att: 31,945 - Partly Cloudy - 68 F					
6 Anthony Rendon, R OBP: 0.346, SLG: 0.529	G5-3		G5-3		L4			28 1B	K	5	1	1	1	0	1	2						
28 Jayson Werth, R OBP: 0.392, SLG: 0.463	F9			FC6-4		25 G3		20 1B	20 FC5	4	1	3	0	1	0	0						
25 Adam LaRoche, L OBP: 0.407, SLG: 0.485										4	0	1	1	0	2	2						
15 Nate McLouth, L OBP: 0.313, SLG: 0.216										0	0	0	0	1	0	0						
20 Ian Desmond, R OBP: 0.266, SLG: 0.376	F9									5	0	1	1	0	0	3						
8 Danny Espinosa, S OBP: 0.337, SLG: 0.476										4	0	1	0	0	2	3						
12 Tyler Moore, R OBP: 0.276, SLG: 0.481										4	2	2	1	0	2	3						
59 Jose Lobaton, S OBP: 0.324, SLG: 0.388										3	0	0	0	1	1	2						
37 Stephen Strasburg, R 19 Kevin Frandsen, R 30 Aaron Barrett, R 13 Jerry Blevins, L 4 Zach Walters, S 36 Tyler Clippard, R 29 Rafael Soriano, R										0	0	0	0	1	0	0						
<b>Inning Stats</b>	R: 0 E: 0 K: 0 S: 9	H: 0 LOB: 0 BB: 0 P: 13	R: 0 E: 0 K: 2 S: 12	H: 0 LOB: 0 BB: 0 P: 19	R: 1 E: 0 K: 0 S: 10	H: 1 LOB: 1 BB: 1 P: 17	R: 0 E: 0 K: 1 S: 10	H: 0 LOB: 1 BB: 0 P: 17	R: 1 E: 1 K: 0 S: 9	H: 1 LOB: 0 BB: 0 P: 14	R: 0 E: 0 K: 0 S: 9	H: 1 LOB: 0 BB: 0 P: 10	R: 0 E: 0 K: 2 S: 11	H: 1 LOB: 1 BB: 0 P: 16	R: 3 E: 0 K: 3 S: 22	H: 5 LOB: 1 BB: 1 P: 37	R: 0 E: 0 K: 1 S: 15	H: 1 LOB: 2 BB: 1 P: 23	1B: 7 2B: 2 3B: 0 HR: 1	SF: 0 SAC: 1 DP: 1 HBP: 0	WP: 0 PB: 0 SB: 2 CS: 0	PA: 41
<b>PITCHER</b>	IP WLS BF H R ER SO BB IBB HBP BLK WP HR S P ERA WHIP	IP WLS BF H R ER SO BB IBB HBP BLK WP HR S P ERA WHIP	IP WLS BF H R ER SO BB IBB HBP BLK WP HR S P ERA WHIP	IP WLS BF H R ER SO BB IBB HBP BLK WP HR S P ERA WHIP	IP WLS BF H R ER SO BB IBB HBP BLK WP HR S P ERA WHIP	IP WLS BF H R ER SO BB IBB HBP BLK WP HR S P ERA WHIP	IP WLS BF H R ER SO BB IBB HBP BLK WP HR S P ERA WHIP	IP WLS BF H R ER SO BB IBB HBP BLK WP HR S P ERA WHIP	IP WLS BF H R ER SO BB IBB HBP BLK WP HR S P ERA WHIP	IP WLS BF H R ER SO BB IBB HBP BLK WP HR S P ERA WHIP	IP WLS BF H R ER SO BB IBB HBP BLK WP HR S P ERA WHIP	IP WLS BF H R ER SO BB IBB HBP BLK WP HR S P ERA WHIP	IP WLS BF H R ER SO BB IBB HBP BLK WP HR S P ERA WHIP	IP WLS BF H R ER SO BB IBB HBP BLK WP HR S P ERA WHIP	IP WLS BF H R ER SO BB IBB HBP BLK WP HR S P ERA WHIP	IP WLS BF H R ER SO BB IBB HBP BLK WP HR S P ERA WHIP						

AB	36
R	5
H	10
RBI	5
BB	4
SO	9
LOB	21



Batter	1	2	3	4	5	6	7	8	9	AB	R	H	RBI	BB	SO	LOB	BOTTOM			
2 Ben Revere, L OBP: 0.301, SLG: 0.307	G4-3		F7		L7			G6-3		4	0	0	0	0	0	1	Washington Nationals @ Philadelphia Phillies Citizens Bank Park, Philadelphia, PA Fri May 02 2014, 7:07 PM - 10:18 PM EDT Att: 31,945 - Partly Cloudy - 68 F			
11 Jimmy Rollins, S OBP: 0.321, SLG: 0.388	F9									2	0	0	0	2	1	0				
26 Chase Utley, L OBP: 0.411, SLG: 0.567	6 1B									4	1	2	0	0	1	1				
6 Ryan Howard, L OBP: 0.330, SLG: 0.461	3 HR									4	1	1	0	0	1	3				
3 Marlon Byrd, R OBP: 0.318, SLG: 0.457										4	1	2	3	0	1	2				
9 Dominic Brown, L OBP: 0.303, SLG: 0.303										4	0	0	0	0	3	3				
51 Carlos Ruiz, R OBP: 0.419, SLG: 0.468										3	0	1	0	1	0	0				
25 Cody Asche, L OBP: 0.296, SLG: 0.328										4	0	2	0	0	0	1				
33 Cliff Lee, L 19 Tony Gwynn, Jr., L 15 John Mayberry, Jr., R 37 Mike Adams, R 63 Jake Diekman, R 59 Antonio Bastardo, R 13 Freddy Galvis, S										2	0	0	0	0	0	2				
<b>Inning Stats</b>	R: 3 E: 0 K: 1 S: 15	H: 3 LOB: 0 BB: 0 P: 20	R: 0 E: 0 K: 0 S: 5	H: 0 LOB: 0 BB: 0 P: 5	R: 0 E: 0 K: 1 S: 8	H: 0 LOB: 1 BB: 1 P: 15	R: 0 E: 0 K: 1 S: 11	H: 2 LOB: 2 BB: 0 P: 16	R: 0 E: 0 K: 1 S: 9	H: 0 LOB: 0 BB: 0 P: 13	R: 0 E: 0 K: 0 S: 7	H: 1 LOB: 0 BB: 0 P: 13	R: 0 E: 0 K: 2 S: 11	H: 1 LOB: 2 BB: 1 P: 18	R: 0 E: 0 K: 0 S: 7	H: 0 LOB: 0 BB: 1 P: 12		1B: 6 2B: 2 3B: 0 HR: 1	SF: 0 SAC: 0 DP: 2 HBP: 0	WP: 1 PB: 0 SB: 0 CS: 0
<b>PITCHER</b>	IP WLS BF H R ER SO BB IBB HBP BLK WP HR S P ERA WHIP	IP WLS BF H R ER SO BB IBB HBP BLK WP HR S P ERA WHIP	IP WLS BF H R ER SO BB IBB HBP BLK WP HR S P ERA WHIP	IP WLS BF H R ER SO BB IBB HBP BLK WP HR S P ERA WHIP	IP WLS BF H R ER SO BB IBB HBP BLK WP HR S P ERA WHIP	IP WLS BF H R ER SO BB IBB HBP BLK WP HR S P ERA WHIP	IP WLS BF H R ER SO BB IBB HBP BLK WP HR S P ERA WHIP	IP WLS BF H R ER SO BB IBB HBP BLK WP HR S P ERA WHIP	IP WLS BF H R ER SO BB IBB HBP BLK WP HR S P ERA WHIP	IP WLS BF H R ER SO BB IBB HBP BLK WP HR S P ERA WHIP	IP WLS BF H R ER SO BB IBB HBP BLK WP HR S P ERA WHIP	IP WLS BF H R ER SO BB IBB HBP BLK WP HR S P ERA WHIP	IP WLS BF H R ER SO BB IBB HBP BLK WP HR S P ERA WHIP	IP WLS BF H R ER SO BB IBB HBP BLK WP HR S P ERA WHIP	IP WLS BF H R ER SO BB IBB HBP BLK WP HR S P ERA WHIP	IP WLS BF H R ER SO BB IBB HBP BLK WP HR S P ERA WHIP				

AB	33
R	3
H	8
RBI	3
BB	3
SO	7
LOB	14













Batter	1	2	3	4	5	6	7	8	9	AB	R	H	RBI	BB	SO	LOB	TOP					
7 José Reyes, S OBP: 0.247, SLG: 0.353		FC1-5-6-1			F8		BB		P4	4	1	1	1	1	0	1	<b>Toronto Blue Jays @ Philadelphia Phillies</b> Citizens Bank Park, Philadelphia, PA Mon May 05 2014, 7:10 PM - 10:08 PM EDT Att: 25,275 - Cloudy - 68 F					
53 Melky Cabrera, S OBP: 0.368, SLG: 0.558		G3			K		1B			4	1	2	0	0	1	1						
19 José Bautista, R OBP: 0.452, SLG: 0.580	P2				G6-3					3	0	0	0	0	0	1						
10 Edwin Encarnación, R OBP: 0.326, SLG: 0.374	G5-3				P4					4	0	0	0	0	0	4						
47 Juan Francisco, L OBP: 0.390, SLG: 0.520					G4-3					3	0	1	1	1	0	0						
13 Brett Lawrie, R OBP: 0.276, SLG: 0.407					G6-3					2	0	0	0	0	1	1						
39 Chris Getz, L OBP: 0.375, SLG: 0.357					G6-3					2	0	0	0	0	1	1						
28 Colby Rasmus, L OBP: 0.281, SLG: 0.496										3	1	2	0	1	1	0						
22 Josh Thole, L OBP: 0.432, SLG: 0.457					F7					4	0	1	1	0	1	3						
48 J.A. Happ, L 32 Esmil Rogers, R 62 Aaron Loup, L 50 Steve Delabar, R 30 Dioner Navarro, S 27 Brett Cecil, R										2	0	0	0	0	2	2						
<b>Inning Stats</b>	R: 2 E: 0 K: 1 S: 15	H: 3 LOB: 1 BB: 0 P: 24	R: 1 E: 0 K: 1 S: 8	H: 1 LOB: 1 BB: 1 P: 15	R: 0 E: 0 K: 0 S: 5	H: 0 LOB: 0 BB: 0 P: 8	R: 0 E: 0 K: 1 S: 10	H: 1 LOB: 1 BB: 0 P: 16	R: 0 E: 0 K: 0 S: 6	H: 0 LOB: 0 BB: 0 P: 10	R: 0 E: 0 K: 0 S: 11	H: 1 LOB: 2 BB: 1 P: 19	R: 0 E: 0 K: 2 S: 12	H: 0 LOB: 0 BB: 0 P: 22	R: 0 E: 0 K: 2 S: 11	H: 0 LOB: 0 BB: 0 P: 17	R: 0 E: 0 K: 1 S: 7	H: 0 LOB: 0 BB: 0 P: 12	1B: 3 2B: 3 3B: 0 HR: 1	SF: 0 SAC: 0 DP: 1 HBP: 1	WP: 0 PB: 0 SB: 0 CS: 0	PA: 37
<b>PITCHER</b>	IP WLS BF H R ER SO BB IBB HBP BLK WP HR S P ERA WHIP	7.0 L 31 7 3 3 4 3 0 1 0 0 1 67 114 3.86 1.429	2.0 6 0 0 0 3 0 0 0 0 0 0 0 18 29 0.00 0.000	<b>PITCHER</b>																		

AB	33
R	3
H	7
RBI	3
BB	3
SO	7
LOB	14



Batter	1	2	3	4	5	6	7	8	9	AB	R	H	RBI	BB	SO	LOB	BOTTOM					
2 Ben Revere, L OBP: 0.304, SLG: 0.327					G4-3					4	0	2	0	0	0	0	<b>Toronto Blue Jays @ Philadelphia Phillies</b> Citizens Bank Park, Philadelphia, PA Mon May 05 2014, 7:10 PM - 10:08 PM EDT Att: 25,275 - Cloudy - 68 F					
63 Jake Diekman, R					G6-3					0	0	0	0	0	0	0						
11 Jimmy Rollins, S OBP: 0.345, SLG: 0.421										1	0	0	0	0	0	1						
13 Freddy Galvis, S OBP: 0.303, SLG: 0.056	P4									5	0	1	0	0	2	4						
26 Chase Utley, L OBP: 0.392, SLG: 0.519	F7				FC4-6					4	0	0	0	0	1	4						
3 Marlon Byrd, R OBP: 0.331, SLG: 0.478										3	0	2	0	1	0	0						
6 Ryan Howard, L OBP: 0.310, SLG: 0.451										4	0	0	0	0	2	4						
51 Carlos Ruiz, R OBP: 0.413, SLG: 0.460					L7					3	0	2	0	1	0	0						
15 John Mayberry Jr., R 9 Domonic Brown, L										1	0	0	0	1	0	2						
7 Jayson Nix, R 19 Tony Gwynn Jr., L					P4					1	0	0	0	1	0	1						
38 Kyle Kendrick, R 25 Cody Asche, L	G4-3				G1-4-3					2	0	0	0	0	4	4						
<b>Inning Stats</b>	R: 0 E: 0 K: 0 S: 7	H: 1 LOB: 0 BB: 0 P: 11	R: 0 E: 0 K: 1 S: 11	H: 1 LOB: 2 BB: 2 P: 23	R: 0 E: 0 K: 1 S: 15	H: 1 LOB: 2 BB: 1 P: 22	R: 0 E: 0 K: 0 S: 7	H: 0 LOB: 1 BB: 1 P: 14	R: 0 E: 0 K: 0 S: 8	H: 0 LOB: 0 BB: 0 P: 10	R: 0 E: 0 K: 0 S: 7	H: 2 LOB: 1 BB: 0 P: 13	R: 0 E: 0 K: 3 S: 15	H: 1 LOB: 2 BB: 1 P: 22	R: 0 E: 0 K: 1 S: 12	H: 1 LOB: 1 BB: 0 P: 19	R: 0 E: 1 K: 1 S: 9	H: 0 LOB: 1 BB: 0 P: 13	1B: 6 2B: 1 3B: 1 HR: 0	SF: 0 SAC: 0 DP: 1 HBP: 0	WP: 0 PB: 0 SB: 0 CS: 1	PA: 38
<b>PITCHER</b>	IP WLS BF H R ER SO BB IBB HBP BLK WP HR S P ERA WHIP	5.0 H 5 2 0 0 0 1 0 0 0 0 0 11 21 0.00 3.000	1.0 H 4 1 0 0 3 0 0 0 0 0 0 11 14 0.00 1.000	1.0 H 4 1 0 0 1 0 0 0 0 0 0 12 19 0.00 1.000	1.0 S 4 0 0 0 1 0 0 0 0 0 0 9 13 0.00 0.000	<b>PITCHER</b>																

AB	33
R	0
H	7
RBI	0
BB	5
SO	7
LOB	23











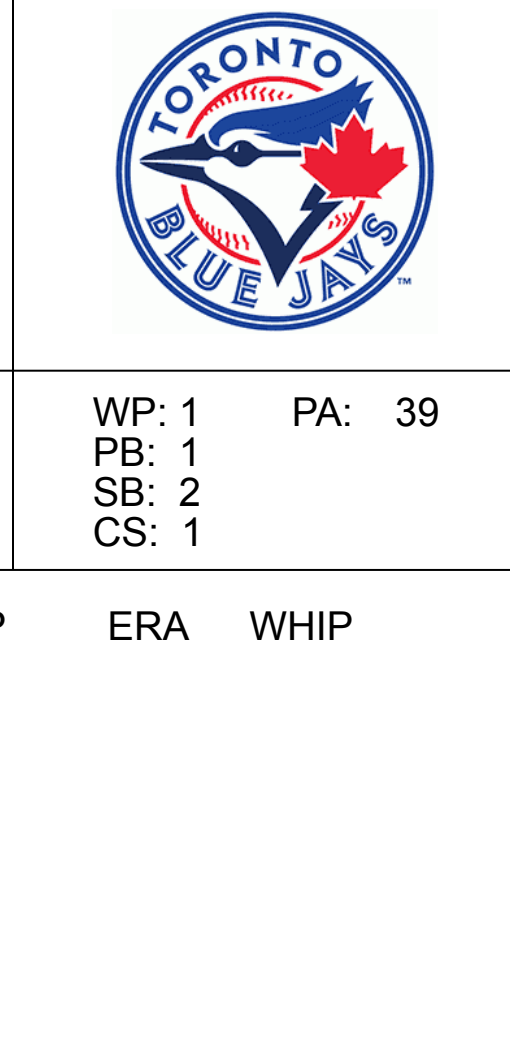


Batter	1	2	3	4	5	6	7	8	9	AB	R	H	RBI	BB	SO	LOB	TOP								
19 Tony Gwynn Jr., L OBP: 0.346, SLG: 0.273 (1, 8)	F9		L8				G3		F8	4	1	0	0	1	0	1	Philadelphia Phillies @ Toronto Blue Jays Rogers Centre, Toronto, ON Thu May 08 2014, 7:09 PM - 10:08 PM EDT Att. 18,158 - Roof Closed - 68 F								
11 Jimmy Rollins, S OBP: 0.341, SLG: 0.414 (1, 10)	F9		K				26 WP 26 3B		K	5	1	2	1	0	2	1									
26 Chase Utley, L OBP: 0.379, SLG: 0.517 2 Ben Revere, L OBP: 0.295, SLG: 0.317 (1, 4)			G4-3						E9 6 HR	4	0	2	1	0	1	1									
6 Ryan Howard, L OBP: 0.301, SLG: 0.455 (1, 3)			G5-3						1B	1	1	1	0	0	0	0									
3 Marlon Byrd, R OBP: 0.348, SLG: 0.516 7 Jayson Nix, R OBP: 0.214, SLG: 0.231 (1, 9)									HR	5	1	1	2	0	2	3									
9 Domic Brown, L OBP: 0.286, SLG: 0.296 (1, 7)										4	1	2	0	0	0	1									
21 Wil Nieves, R OBP: 0.261, SLG: 0.348 (1, 2)									K	1	0	0	0	0	1	0									
25 Cody Asche, L OBP: 0.318, SLG: 0.418 (1, 5)										3	0	0	0	1	1	1									
13 Freddy Galvis, S OBP: 0.109, SLG: 0.048 (1, 6)										3	1	0	0	1	1	4									
<b>Inning Stats</b>	R: 0 E: 0 K: 0 S: 8	H: 1 LOB: 1 BB: 0 P: 15	R: 1 E: 0 K: 1 S: 18	H: 2 LOB: 1 BB: 0 P: 24	R: 0 E: 0 K: 1 S: 11	H: 0 LOB: 0 BB: 0 P: 13	R: 0 E: 0 K: 1 S: 11	H: 1 LOB: 3 BB: 2 P: 24	R: 1 E: 0 K: 2 S: 13	H: 2 LOB: 2 BB: 1 P: 21	R: 0 E: 0 K: 3 S: 9	H: 0 LOB: 0 BB: 0 P: 12	R: 1 E: 0 K: 1 S: 18	H: 2 LOB: 1 BB: 0 P: 25	R: 0 E: 0 K: 1 S: 6	H: 0 LOB: 0 BB: 0 P: 11	R: 3 E: 1 K: 2 S: 13	H: 2 LOB: 0 BB: 1 P: 23	1B: 4 2B: 4 3B: 1 HR: 1	SF: 0 SAC: 0 DP: 0 HBP: 0	WP: 3 PB: 1 SB: 1 CS: 0	PA: 41			
<b>PITCHER</b>	IP WLS BF H R ER SO BB IBB HBP BLK WP HR S P ERA WHIP	IP WLS BF H R ER SO BB IBB HBP BLK WP HR S P ERA WHIP	IP WLS BF H R ER SO BB IBB HBP BLK WP HR S P ERA WHIP	IP WLS BF H R ER SO BB IBB HBP BLK WP HR S P ERA WHIP	IP WLS BF H R ER SO BB IBB HBP BLK WP HR S P ERA WHIP	IP WLS BF H R ER SO BB IBB HBP BLK WP HR S P ERA WHIP	IP WLS BF H R ER SO BB IBB HBP BLK WP HR S P ERA WHIP	IP WLS BF H R ER SO BB IBB HBP BLK WP HR S P ERA WHIP	IP WLS BF H R ER SO BB IBB HBP BLK WP HR S P ERA WHIP	IP WLS BF H R ER SO BB IBB HBP BLK WP HR S P ERA WHIP	IP WLS BF H R ER SO BB IBB HBP BLK WP HR S P ERA WHIP	IP WLS BF H R ER SO BB IBB HBP BLK WP HR S P ERA WHIP	IP WLS BF H R ER SO BB IBB HBP BLK WP HR S P ERA WHIP	IP WLS BF H R ER SO BB IBB HBP BLK WP HR S P ERA WHIP	IP WLS BF H R ER SO BB IBB HBP BLK WP HR S P ERA WHIP	IP WLS BF H R ER SO BB IBB HBP BLK WP HR S P ERA WHIP	IP WLS BF H R ER SO BB IBB HBP BLK WP HR S P ERA WHIP	IP WLS BF H R ER SO BB IBB HBP BLK WP HR S P ERA WHIP	IP WLS BF H R ER SO BB IBB HBP BLK WP HR S P ERA WHIP	IP WLS BF H R ER SO BB IBB HBP BLK WP HR S P ERA WHIP	IP WLS BF H R ER SO BB IBB HBP BLK WP HR S P ERA WHIP	IP WLS BF H R ER SO BB IBB HBP BLK WP HR S P ERA WHIP	IP WLS BF H R ER SO BB IBB HBP BLK WP HR S P ERA WHIP	IP WLS BF H R ER SO BB IBB HBP BLK WP HR S P ERA WHIP	IP WLS BF H R ER SO BB IBB HBP BLK WP HR S P ERA WHIP

Batter	1	2	3	4	5	6	7	8	9	AB	R	H	RBI	BB	SO	LOB	BOTTOM									
7 José Reyes, S OBP: 0.261, SLG: 0.333 (1, 6)	G4-3		19 SF8 2B				P6		FC4-6 53 2B	4	3	1	0	0	0	2	Philadelphia Phillies @ Toronto Blue Jays Rogers Centre, Toronto, ON Thu May 08 2014, 7:09 PM - 10:08 PM EDT Att. 18,158 - Roof Closed - 68 F									
53 Melky Cabrera, S OBP: 0.361, SLG: 0.536 (1, 7)			K				G6-3			5	0	2	2	0	1	2										
19 José Bautista, R OBP: 0.450, SLG: 0.573 (1, 9)			SF8				G6-3			4	1	1	2	0	1	2										
10 Edwin Encarnación, R OBP: 0.344, SLG: 0.493 (1, 3)										4	2	3	3	0	0	0										
47 Juan Francisco, L OBP: 0.403, SLG: 0.623 (1, 5)										3	3	3	1	1	0	0										
26 Adam Lind, L OBP: 0.447, SLG: 0.553 (1, 10)										4	1	1	3	0	1	2										
28 Colby Rasmus, L OBP: 0.280, SLG: 0.524 18 Steve Tolleson, R OBP: 0.538, SLG: 1.091 (1, 8)										3	1	1	1	0	1	0										
22 Josh Thole, L OBP: 0.439, SLG: 0.447 (1, 2)										0	1	0	0	1	0	0										
39 Chris Getz, L OBP: 0.286, SLG: 0.263 (1, 4)										3	0	1	0	1	1	1										
<b>Inning Stats</b>	R: 0 E: 0 K: 0 S: 7	H: 1 LOB: 0 BB: 0 P: 11	R: 3 E: 0 K: 0 S: 11	H: 4 LOB: 0 BB: 0 P: 17	R: 1 E: 0 K: 2 S: 18	H: 3 LOB: 2 BB: 0 P: 29	R: 0 E: 0 K: 2 S: 6	H: 0 LOB: 0 BB: 1 P: 12	R: 1 E: 0 K: 0 S: 8	H: 0 LOB: 0 BB: 0 P: 16	R: 2 E: 0 K: 0 S: 9	H: 1 LOB: 0 BB: 1 P: 18	R: 3 E: 0 K: 0 S: 16	H: 3 LOB: 0 BB: 0 P: 20	R: 2 E: 1 K: 2 S: 14	H: 1 LOB: 1 BB: 1 P: 24	1B: 5 2B: 3 3B: 0 HR: 5	SF: 1 SAC: 0 DP: 2 HBP: 1	WP: 1 PB: 1 SB: 2 CS: 1	PA: 39						
<b>PITCHER</b>	IP WLS BF H R ER SO BB IBB HBP BLK WP HR S P ERA WHIP	IP WLS BF H R ER SO BB IBB HBP BLK WP HR S P ERA WHIP	IP WLS BF H R ER SO BB IBB HBP BLK WP HR S P ERA WHIP	IP WLS BF H R ER SO BB IBB HBP BLK WP HR S P ERA WHIP	IP WLS BF H R ER SO BB IBB HBP BLK WP HR S P ERA WHIP	IP WLS BF H R ER SO BB IBB HBP BLK WP HR S P ERA WHIP	IP WLS BF H R ER SO BB IBB HBP BLK WP HR S P ERA WHIP	IP WLS BF H R ER SO BB IBB HBP BLK WP HR S P ERA WHIP	IP WLS BF H R ER SO BB IBB HBP BLK WP HR S P ERA WHIP	IP WLS BF H R ER SO BB IBB HBP BLK WP HR S P ERA WHIP	IP WLS BF H R ER SO BB IBB HBP BLK WP HR S P ERA WHIP	IP WLS BF H R ER SO BB IBB HBP BLK WP HR S P ERA WHIP	IP WLS BF H R ER SO BB IBB HBP BLK WP HR S P ERA WHIP	IP WLS BF H R ER SO BB IBB HBP BLK WP HR S P ERA WHIP	IP WLS BF H R ER SO BB IBB HBP BLK WP HR S P ERA WHIP	IP WLS BF H R ER SO BB IBB HBP BLK WP HR S P ERA WHIP	IP WLS BF H R ER SO BB IBB HBP BLK WP HR S P ERA WHIP	IP WLS BF H R ER SO BB IBB HBP BLK WP HR S P ERA WHIP	IP WLS BF H R ER SO BB IBB HBP BLK WP HR S P ERA WHIP	IP WLS BF H R ER SO BB IBB HBP BLK WP HR S P ERA WHIP	IP WLS BF H R ER SO BB IBB HBP BLK WP HR S P ERA WHIP	IP WLS BF H R ER SO BB IBB HBP BLK WP HR S P ERA WHIP	IP WLS BF H R ER SO BB IBB HBP BLK WP HR S P ERA WHIP	IP WLS BF H R ER SO BB IBB HBP BLK WP HR S P ERA WHIP	IP WLS BF H R ER SO BB IBB HBP BLK WP HR S P ERA WHIP	IP WLS BF H R ER SO BB IBB HBP BLK WP HR S P ERA WHIP

AB	37
R	6
H	10
RBI	5
BB	4
SO	12
LOB	15

AB	34
R	12
H	13
RBI	12
BB	3
SO	6
LOB	12









Batter	1	2	3	4	5	6	7	8	9	AB	R	H	RBI	BB	SO	LOB	TOP																
2 Ben Revere, L (1,8) OBP: 0.295, SLG: 0.310 58 Jonathan Papelbon, R (9,1)										5	1	1	0	0	1	0																	
11 Jimmy Rollins, S (1,6) OBP: 0.357, SLG: 0.435										4	4	3	1	1	0	0																	
26 Chase Utley, L (1,4) OBP: 0.399, SLG: 0.547										3	0	2	2	0	0	0																	
6 Ryan Howard, L (1,3) OBP: 0.320, SLG: 0.466 15 John Mayberry Jr., R (9, PR) OBP: 0.294, SLG: 0.286										5	0	4	1	0	0	0																	
3 Marlon Byrd, R (1,9) OBP: 0.350, SLG: 0.500										4	0	0	0	0	1	5																	
9 Dornic Brown, L (1,7) OBP: 0.294, SLG: 0.298										4	0	1	1	0	0	0																	
51 Carlos Ruiz, R (1,2) OBP: 0.390, SLG: 0.423										4	0	0	0	0	0	3																	
25 Cody Asche, L (1,5) OBP: 0.316, SLG: 0.384										3	0	0	0	1	0	3																	
38 Kyle Kendrick, R (1,1) OBP: 0.071, SLG: 0.071 63 Jake Diekman, R (6,1) 37 Mike Adams, R (8,1) 19 Tony Gwynn Jr., L (9, PH) OBP: 0.327, SLG: 0.255										3	0	0	0	0	1	1																	
<b>Inning Stats</b>	R: 2 H: 4 E: 0 K: 0 S: 12	L: 0 H: 3 E: 0 BB: 0 P: 22	R: 1 H: 1 E: 0 K: 0 S: 10	H: 1 LOB: 0 BB: 0 P: 14	R: 0 H: 0 E: 0 K: 0 S: 5	H: 0 LOB: 0 BB: 0 P: 6	R: 0 H: 0 E: 0 K: 1 S: 6	H: 0 LOB: 0 BB: 0 P: 6	R: 0 H: 1 E: 0 K: 0 S: 11	H: 0 LOB: 2 BB: 0 P: 19	R: 0 H: 3 E: 0 K: 1 S: 15	H: 3 LOB: 1 BB: 0 P: 21	R: 0 H: 0 E: 0 K: 0 S: 10	H: 0 LOB: 0 BB: 0 P: 14	R: 1 H: 2 E: 0 K: 1 S: 12	H: 2 LOB: 1 BB: 1 P: 22	1B: 8 2B: 2 3B: 0 HR: 1	SF: 1 SAC: 0 DP: 0 HBP: 2	WP: 1 PB: 0 SB: 1 CS: 1	PA: 41													
<b>PITCHER</b>	IP WLS BF H R ER SO BB IBB HBP BLK WP HR S P ERA WHIP	IP WLS BF H R ER SO BB IBB HBP BLK WP HR S P ERA WHIP																															
35 Dillon Gee, R (1,1) ERA: 2.73	6.0	27	6	3	3	1	1	0	2	0	0	1	51	81	4.50	1.167																	
56 Scott Rice, L (7,1) ERA: 6.23	0.2	4	3	1	1	0	0	0	0	0	1	0	12	18	13.50	4.500																	
27 Jeury Familia, R (7,1) ERA: 3.45	0.1	1	0	0	0	1	0	0	0	0	0	0	3	3	0.00	0.000																	
52 Carlos Torres, R (8,1) ERA: 3.0	1.0	3	0	0	0	0	0	0	0	0	0	0	10	14	0.00	0.000																	
44 Kyle Farnsworth, R (9,1) ERA: 3.38	1.0	6	2	1	1	1	1	0	0	0	0	0	12	22	9.00	3.000																	

Philadelphia Phillies @ New York Mets  
Citi Field, Flushing, NY  
Sat May 10 2014, 7:50 PM - 11:06 PM EDT  
Att: 29,170 - Cloudy - 72 F

livebaseballscorecards.com

AB 36  
R 5  
H 11  
RBI 5  
BB 2  
SO 3  
LOB 12

Batter	1	2	3	4	5	6	7	8	9	AB	R	H	RBI	BB	SO	LOB	BOTTOM															
12 Juan Lagares, R (1,8) OBP: 0.347, SLG: 0.455										3	1	1	0	1	0	0																
28 Daniel Murphy, L (1,4) OBP: 0.348, SLG: 0.411										4	2	1	0	1	0	2																
5 David Wright, R (1,5) OBP: 0.344, SLG: 0.397										5	1	3	3	0	0	1																
3 Curtis Granderson, L (1,9) OBP: 0.289, SLG: 0.301										4	0	2	0	0	1	2																
1 Chris Young, R (1,7) OBP: 0.303, SLG: 0.368										2	0	0	0	1	1	1																
21 Lucas Duda, L (1,3) OBP: 0.348, SLG: 0.417 29 Eric Campbell, R (6, PH) (7,3)										2	0	0	0	0	1	1																
4 Wilmer Flores, R (1,6) OBP: 0.231, SLG: 0.167										3	0	0	0	1	0	2																
15 Travis d'Arnaud, R (1,2) OBP: 0.282, SLG: 0.301 53 Bobby Abreu, L (8, PH) 44 Kyle Farnsworth, R (9,1)										3	0	0	0	0	1	0																
35 Dillon Gee, R (1,1) 56 Scott Rice, L (7,1) 27 Jeury Familia, R (7,1) 22 Eric Young Jr., S (7, PH) 52 Carlos Torres, R (8,1) 20 Anthony Rucker, R (9,2) OBP: 0.252, SLG: 0.444										2	0	0	0	0	1	0																
<b>Inning Stats</b>	R: 2 H: 1 E: 0 K: 0 S: 13	L: 0 H: 0 E: 0 K: 1 S: 6	R: 0 H: 0 E: 0 K: 1 S: 14	H: 0 LOB: 0 BB: 0 P: 11	R: 0 H: 0 E: 0 K: 1 S: 10	H: 0 LOB: 0 BB: 0 P: 16	R: 0 H: 1 E: 0 K: 1 S: 10	H: 1 LOB: 1 BB: 0 P: 14	R: 0 H: 0 E: 0 K: 0 S: 6	H: 0 LOB: 0 BB: 0 P: 7	R: 2 H: 2 E: 0 K: 1 S: 15	H: 2 LOB: 2 BB: 2 P: 29	R: 0 H: 1 E: 0 K: 2 S: 12	H: 1 LOB: 0 BB: 0 P: 20	R: 0 H: 2 E: 0 K: 1 S: 13	H: 2 LOB: 3 BB: 1 P: 25	R: 0 H: 0 E: 0 K: 1 S: 7	H: 0 LOB: 1 BB: 1 P: 14	1B: 5 2B: 1 3B: 0 HR: 1	SF: 1 SAC: 1 DP: 0 HBP: 1	WP: 0 PB: 0 SB: 1 CS: 0	PA: 39										
<b>PITCHER</b>	IP WLS BF H R ER SO BB IBB HBP BLK WP HR S P ERA WHIP	IP WLS BF H R ER SO BB IBB HBP BLK WP HR S P ERA WHIP																														
38 Kyle Kendrick, R (1,1) ERA: 3.98	5.1	23	4	4	4	4	2	0	1	0	0	60	89	6.75	1.125																	
63 Jake Diekman, L (6,1) ERA: 4.74	1.2	6	1	0	0	2	0	0	0	0	0	16	26	0.00	0.600																	
37 Mike Adams, R (8,1) ERA: 4.7	1.0	6	2	0	0	1	1	0	0	0	0	13	25	0.00	3.000																	
58 Jonathan Papelbon, R (9,1) ERA: 1.76	1.0	4	0	0	0	1	1	0	0	0	0	7	14	0.00	1.000																	

Philadelphia Phillies @ New York Mets  
Citi Field, Flushing, NY  
Sat May 10 2014, 7:50 PM - 11:06 PM EDT  
Att: 29,170 - Cloudy - 72 F

livebaseballscorecards.com

AB 32  
R 4  
H 7  
RBI 4  
BB 4  
SO 8  
LOB 14



Batter	1	2	3	4	5	6	7	8	9	10	11	AB	R	H	RBI	BB	SO	LOB	TOP								
19 Tony Gwynn Jr., L OBP: 0.295, SLG: 0.226												6	0	0	0	0	1	2									
11 Jimmy Rollins, S OBP: 0.310, SLG: 0.441												3	1	1	0	3	1	0									
26 Chase Utley, L OBP: 0.396, SLG: 0.549												5	0	1	1	0	1	2									
6 Ryan Howard, L OBP: 0.322, SLG: 0.460												4	1	1	0	1	2	2									
59 Antonio Bastardo, R OBP: 0.295, SLG: 0.226												0	0	0	0	0	0	0									
17 Reid Brignac, L												1	0	0	0	0	0	0									
3 Marlon Byrd, R OBP: 0.358, SLG: 0.507												4	1	2	0	1	2	2									
9 Domonic Brown, L OBP: 0.294, SLG: 0.287												5	0	0	1	0	0	3									
21 Wil Nieves, R OBP: 0.321, SLG: 0.407												4	1	2	1	0	1	1									
25 Cody Asche, L OBP: 0.330, SLG: 0.400												4	0	2	1	1	1	1									
52 Jeff Manship, R												0	0	0	0	0	0	0									
35 Cole Hamels, L OBP: 0.443, SLG: 0.143												2	0	0	0	0	1	3									
43 Mario Hollands, L												0	0	0	0	0	0	0									
2 Ben Revere, L OBP: 0.295, SLG: 0.308												1	0	0	0	0	0	0									
15 John Mayberry Jr., R OBP: 0.268, SLG: 0.276												1	0	0	0	0	0	0									
<b>Inning Stats</b>	R: 0 E: 0 K: 0 S: 6	H: 1 LOB: 1 BB: 0 P: 9	R: 1 E: 0 K: 1 S: 11	H: 3 LOB: 1 BB: 0 P: 18	R: 0 E: 0 K: 3 S: 13	H: 0 LOB: 0 BB: 0 P: 18	R: 2 E: 0 K: 0 S: 11	H: 2 LOB: 2 BB: 1 P: 19	R: 0 E: 0 K: 1 S: 8	H: 0 LOB: 0 BB: 0 P: 13	R: 0 E: 0 K: 1 S: 14	H: 2 LOB: 2 BB: 0 P: 20	R: 0 E: 0 K: 1 S: 8	H: 0 LOB: 1 BB: 1 P: 16	R: 0 E: 0 K: 1 S: 9	H: 0 LOB: 1 BB: 1 P: 18	R: 1 E: 0 K: 1 S: 14	H: 1 LOB: 2 BB: 2 P: 25	R: 0 E: 0 K: 1 S: 5	H: 0 LOB: 0 BB: 0 P: 8	R: 0 E: 0 K: 0 S: 6	H: 0 LOB: 1 BB: 1 P: 15	1B: 4 2B: 4 3B: 1 HR: 0	SF: 0 SAC: 1 DP: 2 HBP: 2	WP: 0 PB: 0 SB: 1 CS: 0	PA: 49	
<b>PITCHER</b>	IP: 6.0 WLS: 27 BF: 27 H: 8 R: 3 ER: 3 SO: 6	IP: 7.1 WLS: 8 BF: 0 H: 0 R: 0 ER: 2 SO: 2	IP: 8.1 WLS: 1 BF: 1 H: 1 R: 1 ER: 1 SO: 1	IP: 9.1 WLS: 1 BF: 1 H: 1 R: 1 ER: 1 SO: 1	IP: 10.1 WLS: 6 BF: 0 H: 0 R: 0 ER: 1 SO: 1	IP: 11.1 WLS: 2 BF: 0 H: 0 R: 0 ER: 0 SO: 0	IP: 12.1 WLS: 0 BF: 0 H: 0 R: 0 ER: 0 SO: 0	IP: 13.1 WLS: 0 BF: 0 H: 0 R: 0 ER: 0 SO: 0	IP: 14.1 WLS: 0 BF: 0 H: 0 R: 0 ER: 0 SO: 0	IP: 15.1 WLS: 0 BF: 0 H: 0 R: 0 ER: 0 SO: 0	IP: 16.1 WLS: 0 BF: 0 H: 0 R: 0 ER: 0 SO: 0	IP: 17.1 WLS: 0 BF: 0 H: 0 R: 0 ER: 0 SO: 0	IP: 18.1 WLS: 0 BF: 0 H: 0 R: 0 ER: 0 SO: 0	IP: 19.1 WLS: 0 BF: 0 H: 0 R: 0 ER: 0 SO: 0	IP: 20.1 WLS: 0 BF: 0 H: 0 R: 0 ER: 0 SO: 0	IP: 21.1 WLS: 0 BF: 0 H: 0 R: 0 ER: 0 SO: 0	IP: 22.1 WLS: 0 BF: 0 H: 0 R: 0 ER: 0 SO: 0	IP: 23.1 WLS: 0 BF: 0 H: 0 R: 0 ER: 0 SO: 0	IP: 24.1 WLS: 0 BF: 0 H: 0 R: 0 ER: 0 SO: 0	IP: 25.1 WLS: 0 BF: 0 H: 0 R: 0 ER: 0 SO: 0	IP: 26.1 WLS: 0 BF: 0 H: 0 R: 0 ER: 0 SO: 0	IP: 27.1 WLS: 0 BF: 0 H: 0 R: 0 ER: 0 SO: 0	IP: 28.1 WLS: 0 BF: 0 H: 0 R: 0 ER: 0 SO: 0	IP: 29.1 WLS: 0 BF: 0 H: 0 R: 0 ER: 0 SO: 0	IP: 30.1 WLS: 0 BF: 0 H: 0 R: 0 ER: 0 SO: 0	ERA: 2.17 4.50 3.53 4.11 3.12 6.00	WHIP: 1.500 1.000 9.000 0.600 0.000

Philadelphia Phillies @ New York Mets  
Citi Field, Flushing, NY  
Sun May 11 2014, 1:10 PM - 5:32 PM EDT  
Att: 28,926 - Sunny - 74 F

AB 40  
R 4  
H 9  
RBI 4  
BB 6  
SO 10  
LOB 18



Batter	1	2	3	4	5	6	7	8	9	10	11	AB	R	H	RBI	BB	SO	LOB	BOTTOM							
22 Eric Young Jr., S OBP: 0.325, SLG: 0.290												6	2	3	0	0	0	3								
28 Daniel Murphy, L OBP: 0.307, SLG: 0.455												4	1	3	2	2	0	0								
5 David Wright, R OBP: 0.337, SLG: 0.388												6	0	1	1	0	2	4								
1 Chris Young, R OBP: 0.305, SLG: 0.378												6	2	2	0	0	2	4								
29 Eric Campbell, R OBP: 0.333, SLG: 0.250												3	0	1	0	1	0	2								
53 Bobby Abreu, L OBP: 0.238, SLG: 0.474												1	0	1	0	0	0	0								
27 Jeury Familia, R												0	0	0	0	0	0	0								
56 Scott Rice, L												0	0	0	0	0	0	0								
45 Zack Wheeler, L												0	0	0	0	0	0	0								
12 Juan Lagares, R OBP: 0.347, SLG: 0.441												5	0	1	1	1	2	4								
20 Anthony Recker, R OBP: 0.289, SLG: 0.429												6	0	2	0	0	3	4								
11 Rubén Tejada, R OBP: 0.320, SLG: 0.230												4	0	2	1	2	0	0								
49 Jonathon Niese, L												4	0	2	1	2	0	0								
3 Curtis Granderson, L OBP: 0.405, SLG: 0.536												2	0	0	0	0	2	3								
16 Daisuke Matsuzaka, R OBP: 0.295, SLG: 0.226												1	0	0	0	0	1	2								
15 Travis d'Arnaud, R OBP: 0.270, SLG: 0.368												0	0	0	0	0	1	2								
47 Jose Valverde, R												0	0	0	0	0	0	0								
21 Lucas Duda, L OBP: 0.305, SLG: 0.412												1	0	0	0	0	0	0								
<b>Inning Stats</b>	R: 1 E: 0 K: 2 S: 14	H: 2 LOB: 2 BB: 1 P: 23	R: 0 E: 0 K: 2 S: 12	H: 0 LOB: 0 BB: 0 P: 16	R: 0 E: 0 K: 1 S: 10	H: 1 LOB: 1 BB: 0 P: 14	R: 0 E: 0 K: 1 S: 14	H: 2 LOB: 3 BB: 1 P: 26	R: 0 E: 0 K: 0 S: 6	H: 0 LOB: 0 BB: 0 P: 9	R: 0 E: 0 K: 3 S: 16	H: 1 LOB: 1 BB: 1 P: 23	R: 0 E: 0 K: 1 S: 12	H: 1 LOB: 1 BB: 0 P: 22	R: 0 E: 0 K: 1 S: 12	H: 0 LOB: 2 BB: 1 P: 24	R: 3 E: 0 K: 2 S: 18	H: 4 LOB: 1 BB: 0 P: 26	R: 0 E: 0 K: 0 S: 9	H: 1 LOB: 2 BB: 1 P: 16	R: 1 E: 0 K: 0 S: 7	H: 3 LOB: 3 BB: 1 P: 14	1B: 10 2B: 5 3B: 0 HR: 1	SF: 0 SAC: 1 DP: 0 HBP: 0	WP: 0 PB: 0 SB: 2 CS: 0	PA: 53
<b>PITCHER</b>	IP: 7.0 WLS: 10 BF: 31 H: 7 R: 1 ER: 1 SO: 10	IP: 8.1 WLS: 5 BF: 0 H: 0 R: 0 ER: 0 SO: 0	IP: 9.1 WLS: 4 BF: 3 H: 3 R: 3 ER: 3 SO: 1	IP: 10.1 WLS: 3 BF: 3 H: 3 R: 3 ER: 3 SO: 1	IP: 11.1 WLS: 3 BF: 3 H: 3 R: 3 ER: 3 SO: 1	IP: 12.1 WLS: 3 BF: 3 H: 3 R: 3 ER: 3 SO: 1	IP: 13.1 WLS: 0 BF: 0 H: 0 R: 0 ER: 0 SO: 0	IP: 14.1 WLS: 0 BF: 0 H: 0 R: 0 ER: 0 SO: 0	IP: 15.1 WLS: 0 BF: 0 H: 0 R: 0 ER: 0 SO: 0	IP: 16.1 WLS: 0 BF: 0 H: 0 R: 0 ER: 0 SO: 0	IP: 17.1 WLS: 0 BF: 0 H: 0 R: 0 ER: 0 SO: 0	IP: 18.1 WLS: 0 BF: 0 H: 0 R: 0 ER: 0 SO: 0	IP: 19.1 WLS: 0 BF: 0 H: 0 R: 0 ER: 0 SO: 0	IP: 20.1 WLS: 0 BF: 0 H: 0 R: 0 ER: 0 SO: 0	IP: 21.1 WLS: 0 BF: 0 H: 0 R: 0 ER: 0 SO: 0	IP: 22.1 WLS: 0 BF: 0 H: 0 R: 0 ER: 0 SO: 0	IP: 23.1 WLS: 0 BF: 0 H: 0 R: 0 ER: 0 SO: 0	IP: 24.1 WLS: 0 BF: 0 H: 0 R: 0 ER: 0 SO: 0	IP: 25.1 WLS: 0 BF: 0 H: 0 R: 0 ER: 0 SO: 0	IP: 26.1 WLS: 0 BF: 0 H: 0 R: 0 ER: 0 SO: 0	IP: 27.1 WLS: 0 BF: 0 H: 0 R: 0 ER: 0 SO: 0	IP: 28.1 WLS: 0 BF: 0 H: 0 R: 0 ER: 0 SO: 0	IP: 29.1 WLS: 0 BF: 0 H: 0 R: 0 ER: 0 SO: 0	IP: 30.1 WLS: 0 BF: 0 H: 0 R: 0 ER: 0 SO: 0	ERA: 5.32 4.50 5.4 4.08 5.4	WHIP: 1.429 2.000 9.000 1.500 3.000

Philadelphia Phillies @ New York Mets  
Citi Field, Flushing, NY  
Sun May 11 2014, 1:10 PM - 5:32 PM EDT  
Att: 28,926 - Sunny - 74 F

AB 46  
R 5  
H 16  
RBI 5  
BB 6  
SO 13  
LOB 28





Batter	1	2	3	4	5	6	7	8	9	AB	R	H	RBI	BB	SO	LOB	TOP			
7 Collin Cowgill, R OBP: 0.422, SLG: 0.447										4	1	2	0	1	1	1	<b>Los Angeles Angels @ Philadelphia Phillies</b> Citizens Bank Park, Philadelphia, PA Tue May 13 2014, 7:08 PM - 9:56 PM EDT Att: 41,959 - Partly Cloudy - 70 F			
27 Mike Trout, R OBP: 0.354, SLG: 0.513										5	0	1	0	0	1	3				
5 Albert Pujols, R OBP: 0.327, SLG: 0.513										5	1	0	0	0	1	5				
47 Howie Kendrick, R OBP: 0.386, SLG: 0.437										3	1	0	0	1	1	3				
17 Chris Iannetta, R OBP: 0.370, SLG: 0.400										4	1	1	0	0	0	3				
10 Grant Green, R OBP: 0.320, SLG: 0.391										3	0	1	1	0	0	1				
13 Luis Jimenez, R OBP: 0.200, SLG: 0.300										4	0	1	2	0	1	2				
8 John McDonald, R OBP: 0.345, SLG: 0.308										4	0	1	0	0	1	3				
52 Matt Shoemaker, R 58 Michael Kohn, R 19 Efen Navarro, L 59 Fernando Salas, R 38 Joe Smith, R 20 C.J. Cron, R 49 Ernesto Frieri, R										1	0	0	0	0	0	1	<b>AB 35</b> <b>R 4</b> <b>H 7</b> <b>RBI 3</b> <b>BB 2</b> <b>SO 7</b> <b>LOB 22</b>			
										1	0	0	0	0	0	1				
<b>Inning Stats</b>	R: 0 E: 0 K: 0 S: 7	H: 0 LOB: 0 BB: 0 P: 12	R: 0 E: 0 K: 0 S: 9	H: 0 LOB: 0 BB: 0 P: 15	R: 0 E: 0 K: 2 S: 10	H: 1 LOB: 1 BB: 0 P: 12	R: 0 E: 0 K: 1 S: 9	H: 1 LOB: 1 BB: 0 P: 12	R: 4 E: 1 K: 2 S: 20	H: 2 LOB: 1 BB: 0 P: 32	R: 0 E: 0 K: 2 S: 13	H: 1 LOB: 2 BB: 0 P: 19	R: 0 E: 0 K: 0 S: 8	H: 1 LOB: 1 BB: 1 P: 11	R: 0 E: 0 K: 0 S: 7	H: 0 LOB: 1 BB: 1 P: 16	1B: 5 2B: 2 3B: 0 HR: 0	SF: 1 SAC: 1 DP: 0 HBP: 0	WP: 0 PB: 0 SB: 1 CS: 0	PA: 39
<b>PITCHER</b>	IP WLS BF H R ER SO BB IBB HBP BLK WP HR S P ERA WHIP																			
33 Cliff Lee, L ERA: 3.23	7.0 L 31 6 4 0 7 1 0 0 0 0 0 0 74 114 0.00 1.000																			
37 Mike Adams, R ERA: 4.15	1.0 4 1 0 0 0 0 0 0 0 0 0 0 8 11 0.00 1.000																			
63 Jake Diekman, L ERA: 4.5	1.0 4 0 0 0 0 0 1 0 0 0 0 0 7 16 0.00 1.000																			

Batter	1	2	3	4	5	6	7	8	9	AB	R	H	RBI	BB	SO	LOB	BOTTOM					
2 Ben Revere, L OBP: 0.292, SLG: 0.306										4	1	1	0	0	0	2	<b>Los Angeles Angels @ Philadelphia Phillies</b> Citizens Bank Park, Philadelphia, PA Tue May 13 2014, 7:08 PM - 9:56 PM EDT Att: 41,959 - Partly Cloudy - 70 F					
11 Jimmy Rollins, S OBP: 0.360, SLG: 0.427										4	0	0	0	0	3	1						
26 Chase Utley, L OBP: 0.399, SLG: 0.559										3	1	1	1	0	0	0						
6 Ryan Howard, L OBP: 0.327, SLG: 0.457										3	0	1	1	1	0	0						
3 Marlon Byrd, R OBP: 0.349, SLG: 0.493										4	0	0	0	0	1	3						
9 Domico Brown, L OBP: 0.290, SLG: 0.303										3	1	1	0	1	0	1						
51 Carlos Ruiz, R OBP: 0.386, SLG: 0.415										2	0	0	1	1	0	1						
25 Cody Asche, L OBP: 0.321, SLG: 0.387										3	0	0	0	0	0	1						
33 Cliff Lee, L ERA: 0.188, SLG: 0.188										2	0	0	0	0	1	1	<b>AB 29</b> <b>R 3</b> <b>H 4</b> <b>RBI 3</b> <b>BB 3</b> <b>SO 5</b> <b>LOB 10</b>					
16 César Hernández, R 37 Mike Adams, R 63 Jake Diekman, R										1	0	0	0	0	0	0						
<b>Inning Stats</b>	R: 0 E: 0 K: 1 S: 6	H: 0 LOB: 0 BB: 0 P: 8	R: 0 E: 0 K: 0 S: 4	H: 0 LOB: 0 BB: 0 P: 7	R: 0 E: 0 K: 0 S: 4	H: 0 LOB: 0 BB: 0 P: 7	R: 2 E: 0 K: 1 S: 14	H: 3 LOB: 1 BB: 0 P: 22	R: 0 E: 0 K: 0 S: 8	H: 0 LOB: 1 BB: 1 P: 13	R: 0 E: 0 K: 0 S: 7	H: 0 LOB: 1 BB: 1 P: 16	R: 1 E: 1 K: 0 S: 15	H: 1 LOB: 1 BB: 0 P: 21	R: 0 E: 0 K: 1 S: 7	H: 0 LOB: 0 BB: 0 P: 9	R: 0 E: 0 K: 1 S: 8	H: 0 LOB: 0 BB: 1 P: 16	1B: 2 2B: 1 3B: 2 HR: 0	SF: 1 SAC: 0 DP: 2 HBP: 1	WP: 0 PB: 0 SB: 0 CS: 0	PA: 34
<b>PITCHER</b>	IP WLS BF H R ER SO BB IBB HBP BLK WP HR S P ERA WHIP																					
52 Matt Shoemaker, R ERA: 3.86	5.0 W 19 3 2 2 3 1 0 0 0 0 0 0 36 57 3.60 0.800																					
58 Michael Kohn, R ERA: 0.93	1.0 H 4 0 0 0 0 1 0 1 0 0 0 0 7 16 0.00 1.000																					
59 Fernando Salas, R ERA: 3.6	1.0 H 5 1 1 1 0 0 0 0 0 0 0 0 15 21 9.00 1.000																					
38 Joe Smith, R ERA: 2.81	1.0 H 3 0 0 0 0 1 0 0 0 0 0 0 7 9 0.00 0.000																					
49 Ernesto Frieri, R ERA: 5.51	1.0 S 3 0 0 0 0 1 1 0 0 0 0 0 8 16 0.00 1.000																					



Batter	1	2	3	4	5	6	7	8	9	AB	R	H	RBI	BB	SO	LOB	TOP					
19 Efrén Navarro, L OBP: 0.438, SLG: 0.571	G1-3	1B		G1-3		G6-3			F7	5	0	1	1	0	0	0	<b>Los Angeles Angels @ Philadelphia Phillies</b> Citizens Bank Park, Philadelphia, PA Wed May 14, 2014, 1:10 PM - 4:16 PM EDT Att: 33,308 - Cloudy - 67 F					
27 Mike Trout, R OBP: 0.356, SLG: 0.519	K	L8		BB			3B		K	4	0	1	0	1	2	2						
5 Albert Pujols, R OBP: 0.330, SLG: 0.516	2B			G6-3			K		F7	5	2	2	0	0	1	2						
28 Raul Ibanez, L OBP: 0.264, SLG: 0.272	1B			BB						2	0	1	1	2	1	1						
7 Collin Cowgill, R OBP: 0.422, SLG: 0.447	1B			BB						0	0	0	0	0	0	0						
2 Erick Aybar, S OBP: 0.306, SLG: 0.426	K			BB						2	0	1	1	2	1	1						
16 Hank Conger, L OBP: 0.373, SLG: 0.556	1B			BB						3	1	1	0	1	1	4						
10 Grant Green, R OBP: 0.345, SLG: 0.370	1B			BB						4	0	1	0	0	1	5						
49 Ernesto Frieri, R OBP: 0.372, SLG: 0.422	1B			K						0	0	0	0	0	0	0						
38 Joe Smith, R OBP: 0.333, SLG: 0.296	1B			G5-3						0	0	0	0	0	0	0						
13 Luis Jimenez, R OBP: 0.143, SLG: 0.214	K			G5-3						4	0	0	0	0	2	5						
Garrett Richards, R OBP: 0.333, SLG: 0.296	K			G6-3						3	0	0	0	0	1	2						
8 John McDonald, R OBP: 0.333, SLG: 0.296	K			G6-3						1	0	0	0	0	0	0						
<b>Inning Stats</b>	R: 1 H: 2 E: 0 K: 2 S: 18	H: 2 LOB: 1 BB: 0 P: 27	R: 1 H: 3 E: 0 K: 2 S: 15	H: 3 LOB: 2 BB: 0 P: 22	R: 1 H: 2 E: 0 K: 1 S: 16	H: 2 LOB: 2 BB: 2 P: 29	R: 0 H: 0 E: 0 K: 0 S: 8	H: 0 LOB: 1 BB: 1 P: 15	R: 0 H: 0 E: 0 K: 1 S: 9	H: 0 LOB: 0 BB: 0 P: 20	R: 0 H: 0 E: 0 K: 1 S: 7	H: 0 LOB: 0 BB: 0 P: 11	R: 0 H: 1 E: 0 K: 2 S: 16	H: 2 LOB: 2 BB: 1 P: 25	R: 0 H: 0 E: 0 K: 0 S: 10	H: 0 LOB: 0 BB: 0 P: 12	R: 0 H: 0 E: 0 K: 1 S: 7	H: 0 LOB: 0 BB: 0 P: 14	1B: 5 2B: 2 3B: 1 HR: 0	SF: 0 SAC: 0 DP: 2 HBP: 0	WP: 0 PB: 0 SB: 3 CS: 0	PA: 39
<b>PITCHER</b>	IP WLS BF H R ER SO BB IBB HBP BLK WP HR S P ERA WHIP																					
34 A.J. Burnett, R ERA: 3.13	5.0 L 25 7 3 3 6 5 0 0 0 0 0 0 66 113 5.40 2.400																					
52 Jeff Manish, R ERA: 4.91	1.0 0 3 0 0 0 1 0 0 0 0 0 0 7 11 0.00 0.000																					
37 Mike Adams, R ERA: 3.72	1.0 5 1 0 0 2 1 0 0 0 0 0 0 16 25 0.00 2.000																					
43 Mario Hollands, L ERA: 4.2	1.0 3 0 0 0 0 0 0 0 0 0 0 0 10 12 0.00 0.000																					
59 Antonio Bastardo, L ERA: 5.99	1.0 3 0 0 0 1 0 0 0 0 0 0 0 7 14 0.00 0.000																					

Batter	1	2	3	4	5	6	7	8	9	AB	R	H	RBI	BB	SO	LOB	BOTTOM					
2 Ben Revere, L OBP: 0.284, SLG: 0.297	G1-3		G4-3			B5-3		G6-3		4	0	0	0	0	0	0	<b>Los Angeles Angels @ Philadelphia Phillies</b> Citizens Bank Park, Philadelphia, PA Wed May 14, 2014, 1:10 PM - 4:16 PM EDT Att: 33,308 - Cloudy - 67 F					
11 Jimmy Rollins, S OBP: 0.357, SLG: 0.422	G6-3			G6-3		2B		G3		4	0	1	0	0	0	0						
26 Chase Utley, L OBP: 0.401, SLG: 0.571	2B			G4-3		1B		K		4	0	2	0	0	1	0						
6 Ryan Howard, L OBP: 0.325, SLG: 0.451	K2-3			1B		K				4	0	1	0	0	2	3						
3 Marlon Byrd, R OBP: 0.340, SLG: 0.479	P3			K		P5		F9		4	0	0	0	0	1	3						
9 Dominic Brown, L OBP: 0.282, SLG: 0.294	G4-3			K				F7		4	0	0	0	0	2	2						
51 Carlos Ruiz, R OBP: 0.385, SLG: 0.413	F8			K		1B				3	0	1	0	0	1	0						
25 Cody Asche, L OBP: 0.312, SLG: 0.375	G3			K		G5-3		K		3	0	0	0	0	1	1						
34 A.J. Burnett, R ERA: 3.13				K		G4-3		K2-3		1	0	0	0	0	1	0						
19 Tony Gwynn, L ERA: 2.42										1	0	0	0	0	0	0						
52 Jeff Manish, R ERA: 4.91										0	0	0	0	0	0	0						
37 Mike Adams, R ERA: 3.72										0	0	0	0	0	0	0						
17 Reid Brignac, L ERA: 5.19										1	0	0	0	0	0	0						
43 Mario Hollands, L ERA: 4.2										0	0	0	0	0	0	0						
59 Antonio Bastardo, R ERA: 5.99										0	0	0	0	0	0	0						
<b>Inning Stats</b>	R: 0 H: 1 E: 0 K: 1 S: 11	H: 0 LOB: 0 BB: 0 P: 16	R: 0 H: 0 E: 0 K: 0 S: 7	H: 0 LOB: 0 BB: 0 P: 9	R: 0 H: 0 E: 0 K: 1 S: 9	H: 0 LOB: 0 BB: 0 P: 13	R: 0 H: 1 E: 0 K: 2 S: 15	H: 1 LOB: 2 BB: 0 P: 25	R: 0 H: 0 E: 0 K: 2 S: 9	H: 0 LOB: 0 BB: 0 P: 13	R: 0 H: 2 E: 0 K: 1 S: 11	H: 2 LOB: 2 BB: 0 P: 17	R: 0 H: 1 E: 0 K: 1 S: 9	H: 1 LOB: 1 BB: 0 P: 13	R: 0 H: 0 E: 0 K: 1 S: 6	H: 0 LOB: 0 BB: 0 P: 8	R: 0 H: 0 E: 0 K: 1 S: 9	H: 0 LOB: 0 BB: 0 P: 11	1B: 3 2B: 2 3B: 0 HR: 0	SF: 0 SAC: 0 DP: 0 HBP: 0	WP: 2 PB: 0 SB: 0 CS: 0	PA: 33
<b>PITCHER</b>	IP WLS BF H R ER SO BB IBB HBP BLK WP HR S P ERA WHIP																					
Garrett Richards, R ERA: 2.42	7.0 W 27 8 0 0 0 2 0 0 0 0 0 0 71 106 0.00 0.714																					
49 Ernesto Frieri, R ERA: 5.19	1.0 H 3 0 0 0 1 0 0 0 0 0 0 0 6 8 0.00 0.000																					
38 Joe Smith, R ERA: 2.66	1.0 S 3 0 0 0 1 0 0 0 0 0 0 0 9 11 0.00 0.000																					



Batter	1	2	3	4	5	6	7	8	9	AB	R	H	RBI	BB	SO	LOB	TOP			
6 Billy Hamilton, S OBP: 0.298, SLG: 0.371										4	1	1	0	0	2	0				
25 Skip Schumaker, L OBP: 0.286, SLG: 0.364										4	1	1	0	0	1	0				
4 Brandon Phillips, R OBP: 0.309, SLG: 0.420										4	0	2	0	0	0	2				
21 Todd Frazier, R OBP: 0.338, SLG: 0.490										4	0	0	0	0	0	4				
39 Devin Mesoraco, R OBP: 0.509, SLG: 0.820										3	1	1	3	1	2	1				
48 Ryan Ludwick, R OBP: 0.333, SLG: 0.355										3	0	0	0	1	1					
50 Neftali Soto, R OBP: 0.111, SLG: 0.176										4	0	0	0	0	0	3				
29 Brayan Peña, S OBP: 0.299, SLG: 0.439										4	0	0	0	0	0	0				
54 Aroldis Chapman, L OBP: 0.299, SLG: 0.439										3	0	0	0	0	1	1				
2 Zack Cozart, R OBP: 0.239, SLG: 0.281										3	0	0	0	0	1	1				
31 Alfredo Simon, R OBP: 0.063, SLG: 0.063										3	0	0	0	0	2	0				
43 Manny Parra, L OBP: 0.291, SLG: 0.316										0	0	0	0	0	0	0				
28 Chris Heisey, R OBP: 0.291, SLG: 0.316										0	0	0	0	0	0	0				
<b>Inning Stats</b>	R: 3 H: 3 E: 0 K: 0 S: 14	H: 3 LOB: 0 BB: 0 P: 23	R: 0 H: 0 E: 0 K: 0 S: 8	H: 0 LOB: 0 BB: 0 P: 10	R: 0 H: 0 E: 0 K: 1 S: 6	H: 0 LOB: 0 BB: 0 P: 9	R: 0 H: 0 E: 0 K: 2 S: 10	H: 0 LOB: 0 BB: 0 P: 17	R: 0 H: 1 E: 0 K: 0 S: 9	H: 1 LOB: 1 BB: 0 P: 15	R: 0 H: 0 E: 0 K: 0 S: 11	H: 0 LOB: 1 BB: 1 P: 19	R: 0 H: 0 E: 0 K: 3 S: 10	H: 0 LOB: 0 BB: 0 P: 15	R: 0 H: 1 E: 0 K: 1 S: 11	H: 1 LOB: 2 BB: 1 P: 20	1B: 3 2B: 1 3B: 0 HR: 1	SF: 0 SAC: 0 DP: 0 HBP: 0	WP: 0 PB: 0 SB: 0 CS: 0	PA: 34
<b>PITCHER</b>	IP WLS BF H R ER SO BB IBB HBP BLK WP HR S P ERA WHIP	IP WLS BF H R ER SO BB IBB HBP BLK WP HR S P ERA WHIP	IP WLS BF H R ER SO BB IBB HBP BLK WP HR S P ERA WHIP	IP WLS BF H R ER SO BB IBB HBP BLK WP HR S P ERA WHIP	IP WLS BF H R ER SO BB IBB HBP BLK WP HR S P ERA WHIP	IP WLS BF H R ER SO BB IBB HBP BLK WP HR S P ERA WHIP	IP WLS BF H R ER SO BB IBB HBP BLK WP HR S P ERA WHIP	IP WLS BF H R ER SO BB IBB HBP BLK WP HR S P ERA WHIP	IP WLS BF H R ER SO BB IBB HBP BLK WP HR S P ERA WHIP	IP WLS BF H R ER SO BB IBB HBP BLK WP HR S P ERA WHIP	IP WLS BF H R ER SO BB IBB HBP BLK WP HR S P ERA WHIP	IP WLS BF H R ER SO BB IBB HBP BLK WP HR S P ERA WHIP	IP WLS BF H R ER SO BB IBB HBP BLK WP HR S P ERA WHIP	IP WLS BF H R ER SO BB IBB HBP BLK WP HR S P ERA WHIP	IP WLS BF H R ER SO BB IBB HBP BLK WP HR S P ERA WHIP	IP WLS BF H R ER SO BB IBB HBP BLK WP HR S P ERA WHIP	IP WLS BF H R ER SO BB IBB HBP BLK WP HR S P ERA WHIP	IP WLS BF H R ER SO BB IBB HBP BLK WP HR S P ERA WHIP	IP WLS BF H R ER SO BB IBB HBP BLK WP HR S P ERA WHIP	IP WLS BF H R ER SO BB IBB HBP BLK WP HR S P ERA WHIP

Cincinnati Reds @ Philadelphia Phillies  
Citizens Bank Park, Philadelphia, PA  
Fri May 16 2014, 7:09 PM - 9:55 PM EDT  
Att: 27,316 - Cloudy - 64 F

AB 32  
R 3  
H 5  
RBI 3  
BB 2  
SO 9  
LOB 12



Batter	1	2	3	4	5	6	7	8	9	AB	R	H	RBI	BB	SO	LOB	BOTTOM					
11 Jimmy Rollins, S OBP: 0.354, SLG: 0.413										3	0	0	0	1	1	1						
51 Carlos Ruiz, R OBP: 0.388, SLG: 0.411										3	0	1	0	0	1	1						
26 Chase Utley, L OBP: 0.404, SLG: 0.569										4	0	2	0	0	1	2						
6 Ryan Howard, L OBP: 0.317, SLG: 0.439										4	0	0	0	0	2	5						
3 Marlon Byrd, R OBP: 0.331, SLG: 0.467										4	0	0	0	0	1	2						
9 Dominic Brown, L OBP: 0.275, SLG: 0.286										4	0	0	0	0	1	0						
15 John Mayberry Jr., R OBP: 0.282, SLG: 0.250										3	0	0	0	1	1	0						
25 Cody Asche, L OBP: 0.327, SLG: 0.400										4	0	3	0	0	1	0						
38 Kyle Kendrick, R OBP: 0.063, SLG: 0.063										2	0	0	0	0	1	1						
19 Tony Gwynn Jr., L OBP: 0.236, SLG: 0.216										1	0	0	0	0	0	1						
59 Antonio Bastardo, R OBP: 0.291, SLG: 0.316										0	0	0	0	0	0	0						
27 Roberto Hernandez, R OBP: 0.250, SLG: 0.267										1	0	0	0	0	1	2						
<b>Inning Stats</b>	R: 0 H: 1 E: 0 K: 2 S: 13	H: 0 LOB: 2 BB: 0 P: 22	R: 0 H: 0 E: 0 K: 1 S: 6	H: 0 LOB: 0 BB: 0 P: 7	R: 0 H: 1 E: 0 K: 2 S: 13	H: 1 LOB: 2 BB: 1 P: 20	R: 0 H: 0 E: 0 K: 1 S: 10	H: 0 LOB: 0 BB: 0 P: 12	R: 0 H: 1 E: 0 K: 2 S: 10	H: 1 LOB: 1 BB: 0 P: 12	R: 0 H: 0 E: 0 K: 0 S: 7	H: 0 LOB: 0 BB: 0 P: 11	R: 0 H: 1 E: 0 K: 0 S: 10	H: 1 LOB: 1 BB: 0 P: 13	R: 0 H: 1 E: 0 K: 1 S: 12	H: 1 LOB: 2 BB: 1 P: 18	R: 0 H: 1 E: 1 K: 2 S: 13	H: 1 LOB: 2 BB: 1 P: 18	1B: 5 2B: 1 3B: 0 HR: 0	SF: 0 SAC: 0 DP: 0 HBP: 1	WP: 0 PB: 0 SB: 0 CS: 0	PA: 36
<b>PITCHER</b>	IP WLS BF H R ER SO BB IBB HBP BLK WP HR S P ERA WHIP	IP WLS BF H R ER SO BB IBB HBP BLK WP HR S P ERA WHIP	IP WLS BF H R ER SO BB IBB HBP BLK WP HR S P ERA WHIP	IP WLS BF H R ER SO BB IBB HBP BLK WP HR S P ERA WHIP	IP WLS BF H R ER SO BB IBB HBP BLK WP HR S P ERA WHIP	IP WLS BF H R ER SO BB IBB HBP BLK WP HR S P ERA WHIP	IP WLS BF H R ER SO BB IBB HBP BLK WP HR S P ERA WHIP	IP WLS BF H R ER SO BB IBB HBP BLK WP HR S P ERA WHIP	IP WLS BF H R ER SO BB IBB HBP BLK WP HR S P ERA WHIP	IP WLS BF H R ER SO BB IBB HBP BLK WP HR S P ERA WHIP	IP WLS BF H R ER SO BB IBB HBP BLK WP HR S P ERA WHIP	IP WLS BF H R ER SO BB IBB HBP BLK WP HR S P ERA WHIP	IP WLS BF H R ER SO BB IBB HBP BLK WP HR S P ERA WHIP	IP WLS BF H R ER SO BB IBB HBP BLK WP HR S P ERA WHIP	IP WLS BF H R ER SO BB IBB HBP BLK WP HR S P ERA WHIP	IP WLS BF H R ER SO BB IBB HBP BLK WP HR S P ERA WHIP	IP WLS BF H R ER SO BB IBB HBP BLK WP HR S P ERA WHIP	IP WLS BF H R ER SO BB IBB HBP BLK WP HR S P ERA WHIP	IP WLS BF H R ER SO BB IBB HBP BLK WP HR S P ERA WHIP	IP WLS BF H R ER SO BB IBB HBP BLK WP HR S P ERA WHIP	IP WLS BF H R ER SO BB IBB HBP BLK WP HR S P ERA WHIP	

Cincinnati Reds @ Philadelphia Phillies  
Citizens Bank Park, Philadelphia, PA  
Fri May 16 2014, 7:09 PM - 9:55 PM EDT  
Att: 27,316 - Cloudy - 64 F

AB 33  
R 0  
H 6  
RBI 0  
BB 2  
SO 11  
LOB 15









Batter	1	2	3	4	5	6	7	8	9	AB	R	H	RBI	BB	SO	LOB	TOP			
6 Billy Hamilton, S OBP: 0.293, SLG: 0.360	1-0 4 S 4 BB G6-3 1B	0-2 F7			3-2 L8		0-2 FC6 1B		0-3 K	5	1	2	0	0	1	1	<p>Cincinnati Reds @ Philadelphia Phillies</p> <p>Citizens Bank Park, Philadelphia, PA</p> <p>Sun May 18 2014, 1:38 PM - 4:40 PM EDT</p> <p>Att: 36,096 - Partly Cloudy - 65 F</p> <p>livebaseballscorecards.com</p>			
28 Chris Heisey, R OBP: 0.250, SLG: 0.301	4-0 4 S 28 BB G6-3 1B		1-2 P3		1-2 P4		1-1 F8		0-0 L7	3	1	0	0	1	0	2				
43 Manny Parra, L										0	0	0	0	0	0	0				
51 Jonathan Broxton, R										0	0	0	0	0	0	0				
29 Brayan Peña, S OBP: 0.292, SLG: 0.429	1-2 39 S 28 BB BB									1	0	0	0	0	0	0				
4 Brandon Phillips, R OBP: 0.312, SLG: 0.411	2-2 G6-3		3-3 K		3-2 K		0-2 FC6		4-2 21 DI BB	4	0	1	1	1	1	3				
21 Todd Frazier, R OBP: 0.327, SLG: 0.470	1-2 G6-3		1-3 K		1-1 F9		1-2 F8		3-3 K	5	0	0	0	0	2	5				
39 Devin Mesoraco, R OBP: 0.541, SLG: 0.870	0-0 2H									4	0	4	1	0	0	0				
48 Ryan Ludwick, R OBP: 0.326, SLG: 0.342	0-3 K									4	1	1	0	0	1	3				
2 Zack Cozart, R OBP: 0.239, SLG: 0.287			3-2 52 SH1-4 1B		1-0 F9		0-2 F9		2-3 K	4	0	1	0	0	1	4				
50 Neftali Soto, R OBP: 0.120, SLG: 0.167			3-1 F9		0-1 FC3-6		0-2 G4-3		2-2 E4	4	0	0	0	0	0	4				
52 Tony Cingrani, L OBP: 0.167, SLG: 0.167			0-0 SH1-4		0-1 B5-3					1	0	0	0	0	0	2				
15 Roger Bernadina, L (7, PH) OBP: 0.298, SLG: 0.158			1-2				1-2 4 FC6 6 1B		F7	2	0	1	0	0	0	1				
<b>Inning Stats</b>	R: 2 H: 2 E: 0 K: 1 S: 14	H: 2 LOB: 1 BB: 1 P: 22	R: 0 H: 1 E: 0 K: 0 S: 14	H: 1 LOB: 1 BB: 0 P: 20	R: 0 H: 0 E: 0 K: 2 S: 9	H: 0 LOB: 0 BB: 0 P: 14	R: 0 H: 2 E: 0 K: 0 S: 8	H: 2 LOB: 2 BB: 0 P: 11	R: 0 H: 1 E: 0 K: 0 S: 14	H: 1 LOB: 1 BB: 0 P: 22	R: 0 H: 2 E: 0 K: 0 S: 13	H: 2 LOB: 2 BB: 0 P: 16	R: 1 H: 1 E: 1 K: 1 S: 15	H: 1 LOB: 1 BB: 0 P: 23	R: 0 H: 0 E: 0 K: 2 S: 14	H: 0 LOB: 1 BB: 1 P: 21	1B: 8 2B: 2 3B: 0 HR: 0	SF: 0 SAC: 1 DP: 0 HBP: 0	WP: 0 PB: 0 SB: 2 CS: 0	PA: 40
<b>PITCHER</b>	IP WLS BF H R ER SO	IP WLS BF H R ER SO	IP WLS BF H R ER SO	IP WLS BF H R ER SO	IP WLS BF H R ER SO	IP WLS BF H R ER SO	IP WLS BF H R ER SO	IP WLS BF H R ER SO	IP WLS BF H R ER SO	IP WLS BF H R ER SO	IP WLS BF H R ER SO	IP WLS BF H R ER SO	IP WLS BF H R ER SO	IP WLS BF H R ER SO	IP WLS BF H R ER SO	IP WLS BF H R ER SO	ERA WHIP	ERA WHIP		
33 Cliff Lee, L ERA: 3.18	(1, 1) 6.2 W 30 9 2 2 3																2.70	1.500		
37 Mike Adams, R ERA: 3.27	(7, 1) 1.1 H 6 1 1 0 1																0.00	0.750		
59 Antonio Bastardo, L ERA: 4.58	(9, 1) 1.0 4 0 0 0 2																0.00	1.000		

Batter	1	2	3	4	5	6	7	8	9	AB	R	H	RBI	BB	SO	LOB	BOTTOM			
11 Jimmy Rollins, S OBP: 0.359, SLG: 0.428	2-2 HR		4-2 26 F8-5 21 1B BB		1-2 FC5 26 G3 21 SH1-4		4-1 6 BB 3 1B BB		1-2 F8	3	2	1	1	2	0	1	<p>Cincinnati Reds @ Philadelphia Phillies</p> <p>Citizens Bank Park, Philadelphia, PA</p> <p>Sun May 18 2014, 1:38 PM - 4:40 PM EDT</p> <p>Att: 36,096 - Partly Cloudy - 65 F</p> <p>livebaseballscorecards.com</p>			
21 Wil Nieves, R OBP: 0.355, SLG: 0.533	0-2 HR		1-1 6 BB 1B		1-0 SH1-4		1-3 K			3	1	2	1	0	1	1				
26 Chase Utley, L OBP: 0.396, SLG: 0.550	1-2 G4-3		1-0 F8-5		0-0 G3		0-3 K			4	0	0	1	0	1	4				
6 Ryan Howard, L OBP: 0.324, SLG: 0.425	0-3 K		4-2 F8		0-0 F8		4-2 3 1B 25 HR BB			2	1	0	0	2	1	1				
3 Marlon Byrd, R OBP: 0.337, SLG: 0.491	0-3 K		1-2 BB		1-3 K		1-2 25 HR 1B			4	2	2	2	0	2	2				
25 Cody Asche, L OBP: 0.344, SLG: 0.444			3-3 K		0-2 9 CS 1B		0-1 F9		1-1 1H 2H HR	4	1	2	3	0	1	0				
9 Dornic Brown, L OBP: 0.272, SLG: 0.309			0-0 G2-3		0-2 K		3-1 P2		2-1 G3	4	0	0	0	0	1	1				
15 John Mayberry Jr., R OBP: 0.318, SLG: 0.333			2-1 K		0-3 K		4-1 33 BLK BB		1-1 P5	3	0	1	0	1	1	0				
33 Cliff Lee, L OBP: 0.211, SLG: 0.211			1-3 K		2-1 21 SH1-4 26 G3 11 FC5 1B		2-1 G4-3		3-2 F7	3	1	1	0	0	1	2				
<b>Inning Stats</b>	R: 2 H: 2 E: 0 K: 2 S: 16	H: 2 LOB: 0 BB: 0 P: 19	R: 0 H: 1 E: 0 K: 2 S: 9	H: 1 LOB: 0 BB: 0 P: 15	R: 0 H: 1 E: 0 K: 1 S: 12	H: 1 LOB: 2 BB: 2 P: 23	R: 0 H: 1 E: 0 K: 2 S: 10	H: 1 LOB: 0 BB: 0 P: 10	R: 1 H: 1 E: 0 K: 0 S: 9	H: 1 LOB: 1 BB: 1 P: 18	R: 4 H: 2 E: 0 K: 2 S: 16	H: 2 LOB: 0 BB: 2 P: 28	R: 0 H: 0 E: 0 K: 0 S: 9	H: 0 LOB: 0 BB: 0 P: 14	R: 0 H: 0 E: 0 K: 2 S: 14	H: 0 LOB: 0 BB: 0 P: 14	1B: 4 2B: 2 3B: 0 HR: 4	SF: 0 SAC: 1 DP: 1 HBP: 0	WP: 0 PB: 0 SB: 0 CS: 1	PA: 37
<b>PITCHER</b>	IP WLS BF H R ER SO	IP WLS BF H R ER SO	IP WLS BF H R ER SO	IP WLS BF H R ER SO	IP WLS BF H R ER SO	IP WLS BF H R ER SO	IP WLS BF H R ER SO	IP WLS BF H R ER SO	IP WLS BF H R ER SO	IP WLS BF H R ER SO	IP WLS BF H R ER SO	IP WLS BF H R ER SO	IP WLS BF H R ER SO	IP WLS BF H R ER SO	IP WLS BF H R ER SO	IP WLS BF H R ER SO	ERA WHIP	ERA WHIP		
52 Tony Cingrani, L ERA: 3.76	(1, 1) 6.0 L 27 4 4 4 2																6.00	1.667		
43 Manny Parra, L ERA: 6.14	(7, 1) 1.0 7 2 4 4 2																36.00	4.000		
51 Jonathan Broxton, R ERA: 0.9	(8, 1) 1.0 3 0 0 0 0																0.00	0.000		



Batter	1	2	3	4	5	6	7	8	9	AB	R	H	RBI	BB	SO	LOB	TOP					
11 Jimmy Rollins, S OBP: 0.366, SLG: 0.450										4	2	2	2	1	0	1						
51 Carlos Ruiz, R OBP: 0.397, SLG: 0.400										4	0	0	0	1	0	4						
26 Chase Utley, L OBP: 0.397, SLG: 0.548										4	1	1	0	1	0	0						
6 Ryan Howard, L OBP: 0.326, SLG: 0.427										4	0	1	1	1	2	0						
3 Marlon Byrd, R OBP: 0.333, SLG: 0.488										5	1	1	1	0	1	4						
25 Cody Asche, L OBP: 0.346, SLG: 0.432										3	1	0	0	2	1	4						
9 Dominic Brown, L OBP: 0.271, SLG: 0.307										4	0	1	0	0	1	3						
19 Tony Gwynn Jr., L OBP: 0.296, SLG: 0.213										3	0	0	0	1	0	2						
34 A.J. Burnett, R 15 John Mayberry Jr., R 63 Jake Diekmann, R 16 César Hernández, S 37 Mike Adams, R 58 Jonathan Papelbon, R										2	1	1	0	0	1	1						
<b>Inning Stats</b>	R: 2 H: 2 E: 0 K: 0 S: 18	H: 2 BB: 1 P: 32	R: 0 H: 1 E: 0 K: 1 S: 11	H: 1 LOB: 0 BB: 0 P: 14	R: 0 H: 0 E: 0 K: 0 S: 6	H: 0 LOB: 0 BB: 0 P: 9	R: 0 H: 0 E: 0 K: 0 S: 6	H: 0 LOB: 0 BB: 0 P: 8	R: 2 H: 2 E: 0 K: 0 S: 11	H: 2 LOB: 0 BB: 0 P: 20	R: 0 H: 0 E: 0 K: 1 S: 10	H: 0 LOB: 0 BB: 0 P: 16	R: 0 H: 0 E: 0 K: 1 S: 9	H: 0 LOB: 1 BB: 1 P: 16	R: 0 H: 1 E: 0 K: 2 S: 13	H: 1 LOB: 2 BB: 2 P: 26	1B: 3 2B: 4 3B: 0 HR: 1	SF: 0 SAC: 0 DP: 0 HBP: 0	WP: 1 PB: 0 SB: 2 CS: 0	PA: 42		
<b>PITCHER</b>	IP WLS BF H R ER SO BB IBB HBP BLK WP HR S P ERA WHIP	5.1 L 23 6 5 5 2 1 0 0 0 0 1 57 89 8.44 1.312	6.1 0.2 7 1 1 1 1 2 1 0 0 0 1 0 11 28 13.50 4.500	7.1 2.0 6 0 0 0 2 1 0 0 0 0 0 0 19 32 0.00 0.500	9.1 1.0 6 1 0 0 2 1 1 0 0 0 0 0 13 26 0.00 2.000																	

Philadelphia Phillies @ Miami Marlins  
Marlins Park, Miami, FL  
Tue May 20 2014, 7:12 PM - 10:41 PM EDT  
Att. 18,699 - Roof Closed - 77 F

AB	35
R	6
H	8
RBI	6
BB	7
SO	7
LOB	20



Batter	1	2	3	4	5	6	7	8	9	AB	R	H	RBI	BB	SO	LOB	BOTTOM				
21 Christian Yelich, L OBP: 0.335, SLG: 0.408										3	0	0	0	2	0	0					
32 Derek Dietrich, L OBP: 0.345, SLG: 0.430										4	1	0	0	0	1	2					
27 Giancarlo Stanton, R OBP: 0.405, SLG: 0.691										3	1	1	1	2	0	1					
9 Casey McGehee, R OBP: 0.363, SLG: 0.387										3	1	1	1	2	0	1					
46 Garrett Jones, L OBP: 0.339, SLG: 0.472										5	0	4	2	0	1	0					
39 Jarrod Saltalamacchia, R OBP: 0.359, SLG: 0.458										4	0	1	1	1	2	6					
13 Marcell Ozuna, R OBP: 0.292, SLG: 0.395										3	0	0	1	1	2	4					
3 Adeiny Hechavarria, R OBP: 0.304, SLG: 0.347										4	0	0	0	0	2	6					
28 Anthony DeSclafani, R 52 Brad Hand, L 10 Jeff Baker, R 29 Randy Wolf, L 5 Reed Johnson, R 44 AJ Ramos, R										2	0	0	0	0	2	0					
<b>Inning Stats</b>	R: 2 H: 2 E: 0 K: 1 S: 19	H: 2 LOB: 3 BB: 2 P: 35	R: 0 H: 0 E: 0 K: 1 S: 8	H: 0 LOB: 0 BB: 0 P: 16	R: 1 H: 1 E: 0 K: 1 S: 10	H: 1 LOB: 1 BB: 1 P: 18	R: 0 H: 0 E: 0 K: 1 S: 7	H: 0 LOB: 0 BB: 1 P: 15	R: 0 H: 0 E: 0 K: 2 S: 12	H: 0 LOB: 1 BB: 1 P: 18	R: 0 H: 0 E: 0 K: 1 S: 7	H: 0 LOB: 0 BB: 0 P: 9	R: 1 H: 2 E: 0 K: 2 S: 16	H: 2 LOB: 2 BB: 1 P: 25	R: 1 H: 1 E: 0 K: 0 S: 16	H: 1 LOB: 2 BB: 2 P: 27	1B: 4 2B: 2 3B: 0 HR: 0	SF: 0 SAC: 0 DP: 0 HBP: 1	WP: 0 PB: 0 SB: 1 CS: 0	PA: 42	
<b>PITCHER</b>	IP WLS BF H R ER SO BB IBB HBP BLK WP HR S P ERA WHIP	5.0 W 23 3 3 3 3 4 0 1 0 0 0 0 0 19 27 0.00 0.500	6.1 H 7 0 0 0 3 1 0 0 0 0 0 0 0 16 25 0.00 3.000	7.1 H 6 2 1 0 2 1 0 0 0 0 0 0 0 16 25 0.00 3.000	9.1 S 6 1 1 0 0 2 0 0 0 0 0 0 0 16 27 9.00 3.000																

Philadelphia Phillies @ Miami Marlins  
Marlins Park, Miami, FL  
Tue May 20 2014, 7:12 PM - 10:41 PM EDT  
Att. 18,699 - Roof Closed - 77 F

AB	33
R	5
H	6
RBI	5
BB	8
SO	10
LOB	23









Batter	1	2	3	4	5	6	7	8	9	AB	R	H	RBI	BB	SO	LOB	TOP										
11 Jimmy Rollins, S OBP: 0.376, SLG: 0.455	G4-3		1B					BB	K	3	1	1	0	2	1	1	<b>Philadelphia Phillies @ Miami Marlins</b> Marlins Park, Miami, FL Thu May 22 2014, 12:42 PM - 3:28 PM EDT Att: 25,507 - Roof Closed - 77 F										
21 Wil Nieves, R OBP: 0.335, SLG: 0.486	1B		K					P4	K	5	0	1	0	0	2	4											
26 Chase Utley, L OBP: 0.396, SLG: 0.546	1B		F7					2B		4	1	2	0	0	0	1											
6 Ryan Howard, L OBP: 0.323, SLG: 0.423	G1							SF7		2	0	0	1	1	0	3											
3 Marlon Byrd, R OBP: 0.341, SLG: 0.503	L9							HR		4	1	1	2	0	0	3											
25 Cody Asche, L OBP: 0.346, SLG: 0.425	L7							1B		4	0	1	0	0	0	1											
9 Dominic Brown, L OBP: 0.264, SLG: 0.317	G4-3		G6-3					K		4	0	0	0	0	1	2											
2 Ben Revere, L OBP: 0.281, SLG: 0.294	L6							E4		4	0	1	0	0	1	0											
35 Cole Hamels, L OBP: 0.167, SLG: 0.167 37 Mike Adams, R 19 Tony Gwynn Jr., L 63 Jake Diekman, R	1B							K		3	0	1	0	0	1	1											
<b>Inning Stats</b>	R: 0 H: 2 E: 0 K: 0 S: 9	H: 2 LOB: 2 BB: 0 P: 15	R: 0 H: 0 E: 0 K: 0 S: 9	H: 0 LOB: 0 BB: 0 P: 14	R: 0 H: 2 E: 0 K: 1 S: 11	H: 2 LOB: 1 BB: 0 P: 18	R: 0 H: 0 E: 0 K: 0 S: 9	H: 0 LOB: 1 BB: 1 P: 17	R: 0 H: 0 E: 1 K: 1 S: 12	H: 0 LOB: 1 BB: 0 P: 17	R: 0 H: 0 E: 1 K: 1 S: 10	H: 0 LOB: 1 BB: 0 P: 16	R: 3 H: 3 E: 0 K: 1 S: 13	H: 3 LOB: 1 BB: 1 P: 22	R: 0 H: 1 E: 0 K: 2 S: 9	H: 1 LOB: 1 BB: 0 P: 10	1B: 6 2B: 1 3B: 0 HR: 1	SF: 1 SAC: 1 DP: 1 HBP: 0	WP: 0 PB: 0 SB: 0 CS: 0	PA: 38							
<b>PITCHER</b>	IP	WLS	BF	H	R	ER	SO	BB	IBB	HBP	BLK	WP	HR	S	P	ERA	WHIP										
37 Henderson Alvarez III, R ERA: 3.21	7.0		27	4	0	0	3	2	0	0	0	0	0	65	105	0.00	0.857										
44 AJ Ramos, R ERA: 1.77	0.1	H	2	0	1	1	0	1	0	0	0	0	0	5	10	27.00	3.000										
40 Mike Dunn, L ERA: 4.74	0.2	B	5	3	2	2	1	0	0	0	0	0	1	8	12	27.00	4.500										
31 Steve Cishek, R ERA: 1.96	1.0	W	4	1	0	0	2	0	0	0	0	0	0	9	10	0.00	1.000										

Batter	1	2	3	4	5	6	7	8	9	AB	R	H	RBI	BB	SO	LOB	BOTTOM										
21 Christian Yelich, L OBP: 0.337, SLG: 0.416	K		G3					G1-3	1B	5	0	1	1	0	2	0	<b>Philadelphia Phillies @ Miami Marlins</b> Marlins Park, Miami, FL Thu May 22 2014, 12:42 PM - 3:28 PM EDT Att: 25,507 - Roof Closed - 77 F										
59 Ed Lucas, R OBP: 0.415, SLG: 0.444	1B							BB		3	1	2	0	1	0	0											
27 Giancarlo Stanton, R OBP: 0.402, SLG: 0.595	1B							1B		4	0	2	1	0	1	1											
9 Casey McGehee, R OBP: 0.361, SLG: 0.378	G6-3							K		3	0	0	0	1	1	4											
10 Jeff Baker, R OBP: 0.293, SLG: 0.356 46 Garrett Jones, L OBP: 0.344, SLG: 0.479	K							1B		3	1	1	0	0	1	1											
13 Marcell Ozuna, R OBP: 0.306, SLG: 0.436	F8							1B		4	2	2	2	0	0	0											
3 Adeiny Hechavarria, R OBP: 0.298, SLG: 0.339	G3							L7		4	0	0	0	0	0	1											
6 Jeff Mathis, R OBP: 0.400, SLG: 0.471	K							1B		4	0	1	0	0	2	0											
37 Henderson Alvarez III, R OBP: 0.188, SLG: 0.188 17 Donovan Solano, R OBP: 0.297, SLG: 0.212 44 AJ Ramos, R 40 Mike Dunn, L 31 Steve Cishek, R 5 Reed Johnson, R OBP: 0.343, SLG: 0.526	K							1B		2	0	0	0	0	1	0											
<b>Inning Stats</b>	R: 0 H: 2 E: 0 K: 1 S: 11	H: 0 LOB: 0 BB: 0 P: 13	R: 0 H: 0 E: 0 K: 2 S: 9	H: 0 LOB: 0 BB: 0 P: 14	R: 0 H: 0 E: 0 K: 0 S: 7	H: 0 LOB: 1 BB: 1 P: 12	R: 0 H: 2 E: 0 K: 1 S: 10	H: 2 LOB: 1 BB: 0 P: 15	R: 2 H: 2 E: 0 K: 0 S: 12	H: 2 LOB: 0 BB: 0 P: 13	R: 0 H: 0 E: 0 K: 2 S: 10	H: 0 LOB: 1 BB: 1 P: 17	R: 1 H: 4 E: 0 K: 0 S: 13	H: 4 LOB: 3 BB: 0 P: 20	1B: 8 2B: 1 3B: 0 HR: 1	SF: 0 SAC: 0 DP: 1 HBP: 0	WP: 0 PB: 0 SB: 0 CS: 0	PA: 37									
<b>PITCHER</b>	IP	WLS	BF	H	R	ER	SO	BB	IBB	HBP	BLK	WP	HR	S	P	ERA	WHIP										
35 Cole Hamels, L ERA: 4.3	7.0		27	6	3	3	6	1	0	0	0	0	0	65	91	3.86	1.000										
37 Mike Adams, R ERA: 2.77	1.0		4	0	0	0	2	1	0	0	0	0	0	10	17	0.00	1.000										
63 Jake Diekman, L ERA: 4.18	0.2	L	6	4	1	1	0	0	0	0	0	0	0	13	20	13.50	6.000										





Batter	1	2	3	4	5	6	7	8	9	AB	R	H	RBI	BB	SO	LOB	TOP			
9 Dee Strange-Gordon, L (1.4) OBP: 0.389, SLG: 0.388										4	1	1	0	1	0	0	<b>Los Angeles Dodgers @ Philadelphia Phillies</b> Citizens Bank Park, Philadelphia, PA Fri May 23 2014, 7:07 PM - 11:04 PM EDT Att: 27,254 - Cloudy - 77 F			
18 Chone Figgins, S (1.5) OBP: 0.389, SLG: 0.286										5	0	0	0	0	1	2				
66 Yasiel Puig, R (1.9) OBP: 0.438, SLG: 0.614										3	0	3	1	2	0	0				
23 Adrián González, L (1.3) OBP: 0.346, SLG: 0.530										5	0	0	0	0	1	6				
16 Andre Ethier, L (1.8) OBP: 0.338, SLG: 0.376										3	0	2	0	0	0	1				
3 Carl Crawford, L (1.7) OBP: 0.300, SLG: 0.418										4	1	2	1	0	1	2				
17 A.J. Ellis, R (1.2) OBP: 0.339, SLG: 0.222										3	0	1	0	1	0	2				
11 Erisbel Arzuabarrena, R (1.6)										3	0	0	0	1	3	4				
22 Clayton Kershaw, L (1.1) 43 Brandon League, R (7.1) 56 J.P. Howell, L (7.1) 13 Hanley Ramirez, R (8. PH) 0 Brian Wilson, R (8.1) 74 Kenley Jansen, S (9.1)										3	0	0	0	0	0	4				
<b>Inning Stats</b>	R: 1 E: 0 K: 0 S: 11	H: 2 LOB: 1 BB: 0 P: 16	R: 1 E: 0 K: 1 S: 10	H: 1 LOB: 0 BB: 0 P: 13	R: 0 E: 0 K: 0 S: 8	H: 1 LOB: 1 BB: 0 P: 10	R: 0 E: 0 K: 0 S: 8	H: 0 LOB: 2 BB: 2 P: 20	R: 0 E: 0 K: 2 S: 12	H: 2 LOB: 1 BB: 0 P: 17	R: 0 E: 0 K: 0 S: 9	H: 0 LOB: 1 BB: 2 P: 19	R: 0 E: 0 K: 1 S: 9	H: 2 LOB: 2 BB: 0 P: 13	R: 0 E: 0 K: 2 S: 8	H: 0 LOB: 1 BB: 1 P: 17		1B: 7 2B: 1 3B: 0 HR: 1	SF: 0 SAC: 0 DP: 2 HBP: 1	WP: 0 PB: 0 SB: 3 CS: 0
<b>PITCHER</b>	IP WLS BF H R ER SO BB IBB HBP BLK WP HR S P ERA WHIP	6.1 L 30 7 2 2 3 3 1 1 0 0 0 1 68 111 2.84 1.579	7.1 0 1 0 0 0 0 0 0 0 0 0 0 2 2 0.00 0.000	8.1 2 9 2 0 0 3 1 0 0 0 0 0 17 30 0.00 1.500											IP WLS BF H R ER SO BB IBB HBP BLK WP HR S P ERA WHIP	6.1 L 30 7 2 2 3 3 1 1 0 0 0 1 68 111 2.84 1.579				

Batter	1	2	3	4	5	6	7	8	9	AB	R	H	RBI	BB	SO	LOB	BOTTOM			
11 Jimmy Rollins, S (1.6) OBP: 0.373, SLG: 0.456										4	0	1	0	0	0	3	<b>Los Angeles Dodgers @ Philadelphia Phillies</b> Citizens Bank Park, Philadelphia, PA Fri May 23 2014, 7:07 PM - 11:04 PM EDT Att: 27,254 - Cloudy - 77 F			
51 Carlos Ruiz, R (1.2) OBP: 0.386, SLG: 0.381										2	0	0	0	2	0	3				
26 Chase Utley, L (1.4) OBP: 0.392, SLG: 0.545										4	0	1	0	0	1	2				
3 Marlon Byrd, R (1.9) OBP: 0.333, SLG: 0.491										4	0	0	0	0	3	4				
6 Ryan Howard, L (1.3) OBP: 0.316, SLG: 0.413										4	0	0	0	0	3	4				
18 Darin Ruf, R (1.7) 2 Ben Revere, L (7. PH) OBP: 0.284, SLG: 0.297 (8.8)										1	0	0	0	1	1	2				
16 César Hernández, S (1.5) OBP: 0.250, SLG: 0.364										3	0	0	0	1	2	1				
15 John Mayberry Jr., R (1.8) OBP: 0.333, SLG: 0.375 19 Tony Gwynn Jr., L (7. PH) OBP: 0.316, SLG: 0.231 (8.7)										2	0	0	0	0	0	0				
27 Roberto Hernandez, R (1.1) 43 Mario Hollands, L (7.1) 9 Domonic Brown, L (7. PH) 59 Antonio Bastardo, R (8.1)										2	0	0	0	0	2	0				
<b>Inning Stats</b>	R: 0 E: 0 K: 0 S: 11	H: 0 LOB: 0 BB: 0 P: 17	R: 0 E: 0 K: 2 S: 10	H: 0 LOB: 1 BB: 1 P: 19	R: 0 E: 0 K: 1 S: 7	H: 0 LOB: 0 BB: 0 P: 8	R: 0 E: 0 K: 3 S: 17	H: 1 LOB: 2 BB: 1 P: 26	R: 0 E: 0 K: 2 S: 11	H: 0 LOB: 0 BB: 0 P: 15	R: 0 E: 0 K: 1 S: 11	H: 1 LOB: 3 BB: 1 P: 17	R: 0 E: 0 K: 2 S: 13	H: 0 LOB: 0 BB: 0 P: 20	R: 0 E: 0 K: 1 S: 10	H: 0 LOB: 0 BB: 0 P: 12		1B: 1 2B: 2 3B: 0 HR: 0	SF: 0 SAC: 1 DP: 0 HBP: 0	WP: 0 PB: 0 SB: 0 CS: 0
<b>PITCHER</b>	IP WLS BF H R ER SO BB IBB HBP BLK WP HR S P ERA WHIP	6.0 W 23 2 0 0 0 3 0 0 0 0 0 4 10 0.00 0.833	7.1 0 3 1 0 0 0 1 0 0 0 0 0 4 7 0.00 0.000	8.1 H 3 0 0 0 0 0 0 0 0 0 0 13 20 0.00 0.000	9.1 S 3 0 0 0 1 0 0 0 0 0 0 10 12 0.00 0.000											IP WLS BF H R ER SO BB IBB HBP BLK WP HR S P ERA WHIP	6.0 W 23 2 0 0 0 3 0 0 0 0 0 4 10 0.00 0.833			























Batter	1	2	3	4	5	6	7	8	9	AB	R	H	RBI	BB	SO	LOB	TOP			
12 Juan Lagares, R (1.8) OBP: 0.335, SLG: 0.438	L7		P2		FC5		G4-3		BB	5	0	2	0	0	0	1	<b>New York Mets @ Philadelphia Phillies</b> Citizens Bank Park, Philadelphia, PA Thu May 29 2014, 7:07 PM - 10:02 PM EDT Att: 26,668 - Cloudy - 59 F			
28 Daniel Murphy, L (1.4) OBP: 0.360, SLG: 0.423	F8		F9		F7		F7		BB	4	0	0	0	1	0	3				
5 David Wright, R (1.5) OBP: 0.346, SLG: 0.410			F8		FC5		G4-3		G4-6-3	5	0	1	0	0	0	5				
3 Curtis Granderson, L (1.9) OBP: 0.319, SLG: 0.360	F9						K			2	1	0	1	2	1	2				
21 Lucas Duda, L (1.3) OBP: 0.325, SLG: 0.415										3	1	1	0	1	1	4				
1 Chris Young, R (1.7) OBP: 0.290, SLG: 0.368										4	1	2	2	0	0	4				
4 Wilmer Flores, R (1.6) OBP: 0.283, SLG: 0.233										4	0	1	0	0	1	1				
15 Travis d'Aarud, R (1.2) OBP: 0.265, SLG: 0.302										4	0	0	0	0	1	3				
45 Zack Wheeler, L (1.1) OBP: 0.111, SLG: 0.059										3	1	1	0	0	1	1				
56 Scott Rice, L (7.1) 38 Vic Black, R (7.1) 53 Bobby Abreu, L (9,PH) 56 Jenny Mejia, R (9.1)										0	0	0	0	0	0	0				
<b>Inning Stats</b>	R: 0 E: 0 K: 0 S: 9	H: 1 LOB: 1 BB: 0 P: 15	R: 1 E: 0 K: 0 S: 7	H: 3 LOB: 1 BB: 0 P: 8	R: 0 E: 0 K: 0 S: 7	H: 0 LOB: 0 BB: 0 P: 11	R: 2 E: 0 K: 0 S: 9	H: 1 LOB: 0 BB: 1 P: 18	R: 1 E: 1 K: 1 S: 14	H: 1 LOB: 3 BB: 1 P: 26	R: 0 E: 0 K: 1 S: 9	H: 0 LOB: 0 BB: 0 P: 13	R: 0 E: 0 K: 1 S: 11	H: 0 LOB: 1 BB: 1 P: 21	R: 0 E: 0 K: 0 S: 9	H: 1 LOB: 1 BB: 1 P: 15	1B: 6 2B: 1 3B: 0 HR: 1	SF: 0 SAC: 0 DP: 2 HBP: 0	WP: 0 PB: 0 SB: 0 CS: 0	PA: 39
<b>PITCHER</b>	IP WLS BF H R ER SO BB IBB HBP BLK WP HR S P ERA WHIP	IP WLS BF H R ER SO BB IBB HBP BLK WP HR S P ERA WHIP	IP WLS BF H R ER SO BB IBB HBP BLK WP HR S P ERA WHIP	IP WLS BF H R ER SO BB IBB HBP BLK WP HR S P ERA WHIP	IP WLS BF H R ER SO BB IBB HBP BLK WP HR S P ERA WHIP	IP WLS BF H R ER SO BB IBB HBP BLK WP HR S P ERA WHIP	IP WLS BF H R ER SO BB IBB HBP BLK WP HR S P ERA WHIP	IP WLS BF H R ER SO BB IBB HBP BLK WP HR S P ERA WHIP	IP WLS BF H R ER SO BB IBB HBP BLK WP HR S P ERA WHIP	IP WLS BF H R ER SO BB IBB HBP BLK WP HR S P ERA WHIP	IP WLS BF H R ER SO BB IBB HBP BLK WP HR S P ERA WHIP	IP WLS BF H R ER SO BB IBB HBP BLK WP HR S P ERA WHIP	IP WLS BF H R ER SO BB IBB HBP BLK WP HR S P ERA WHIP	IP WLS BF H R ER SO BB IBB HBP BLK WP HR S P ERA WHIP	IP WLS BF H R ER SO BB IBB HBP BLK WP HR S P ERA WHIP	IP WLS BF H R ER SO BB IBB HBP BLK WP HR S P ERA WHIP				

AB 35  
R 4  
H 8  
RBI 3  
BB 4  
SO 5  
LOB 24



Batter	1	2	3	4	5	6	7	8	9	AB	R	H	RBI	BB	SO	LOB	BOTTOM					
2 Ben Revere, L (1.8) OBP: 0.303, SLG: 0.337	G5-3		G2-3		G2-3		G4-3			4	0	1	0	0	0	0	<b>New York Mets @ Philadelphia Phillies</b> Citizens Bank Park, Philadelphia, PA Thu May 29 2014, 7:07 PM - 10:02 PM EDT Att: 26,668 - Cloudy - 59 F					
11 Jimmy Rollins, S (1.6) OBP: 0.351, SLG: 0.410			G2-3		G3-1		G3-1		K	4	0	0	0	0	2	1						
26 Chase Utley, L (1.4) OBP: 0.382, SLG: 0.536			K2-3		G3-1				K	4	0	0	0	0	3	1						
6 Ryan Howard, L (1.3) OBP: 0.313, SLG: 0.428					K				K	4	0	0	0	0	4	1						
3 Marlon Byrd, R (1.9) OBP: 0.332, SLG: 0.485					G5-3				K	3	1	1	1	0	1	0						
9 Dominic Brown, L (1.7) OBP: 0.258, SLG: 0.297					L8		G4-3			3	0	0	0	0	1	0						
51 Carlos Ruiz, R (1.2) OBP: 0.386, SLG: 0.376					L8				K	3	0	1	0	0	1	0						
16 César Hernández, S (1.5) OBP: 0.205, SLG: 0.244					G3-1				K	3	0	1	0	0	1	0						
55 David Buchanan, R (1.1) 43 Mario Hollands, L (7.1) 19 Tony Gwynn Jr., L (8,PH) 30 Justin De Fratus, S (9.1) 59 Antonio Bastardo, R (9.1)					G1-3				K2-3	2	0	0	0	0	1	2						
<b>Inning Stats</b>	R: 0 E: 0 K: 3 S: 14	H: 1 LOB: 1 BB: 0 P: 22	R: 0 E: 0 K: 3 S: 13	H: 2 LOB: 2 BB: 0 P: 21	R: 0 E: 0 K: 1 S: 7	H: 0 LOB: 0 BB: 0 P: 10	R: 0 E: 0 K: 1 S: 10	H: 0 LOB: 0 BB: 0 P: 17	R: 0 E: 0 K: 0 S: 10	H: 0 LOB: 0 BB: 0 P: 16	R: 0 E: 0 K: 0 S: 9	H: 0 LOB: 0 BB: 0 P: 15	R: 1 E: 0 K: 2 S: 8	H: 1 LOB: 0 BB: 0 P: 11	R: 0 E: 0 K: 2 S: 8	H: 0 LOB: 0 BB: 0 P: 10		R: 0 E: 0 K: 3 S: 10	H: 0 LOB: 0 BB: 0 P: 15	1B: 2 2B: 1 3B: 0 HR: 1	SF: 0 SAC: 0 DP: 0 HBP: 0	WP: 0 PB: 0 SB: 1 CS: 0
<b>PITCHER</b>	IP WLS BF H R ER SO BB IBB HBP BLK WP HR S P ERA WHIP	IP WLS BF H R ER SO BB IBB HBP BLK WP HR S P ERA WHIP	IP WLS BF H R ER SO BB IBB HBP BLK WP HR S P ERA WHIP	IP WLS BF H R ER SO BB IBB HBP BLK WP HR S P ERA WHIP	IP WLS BF H R ER SO BB IBB HBP BLK WP HR S P ERA WHIP	IP WLS BF H R ER SO BB IBB HBP BLK WP HR S P ERA WHIP	IP WLS BF H R ER SO BB IBB HBP BLK WP HR S P ERA WHIP	IP WLS BF H R ER SO BB IBB HBP BLK WP HR S P ERA WHIP	IP WLS BF H R ER SO BB IBB HBP BLK WP HR S P ERA WHIP	IP WLS BF H R ER SO BB IBB HBP BLK WP HR S P ERA WHIP	IP WLS BF H R ER SO BB IBB HBP BLK WP HR S P ERA WHIP	IP WLS BF H R ER SO BB IBB HBP BLK WP HR S P ERA WHIP	IP WLS BF H R ER SO BB IBB HBP BLK WP HR S P ERA WHIP	IP WLS BF H R ER SO BB IBB HBP BLK WP HR S P ERA WHIP	IP WLS BF H R ER SO BB IBB HBP BLK WP HR S P ERA WHIP	IP WLS BF H R ER SO BB IBB HBP BLK WP HR S P ERA WHIP						

AB 31  
R 1  
H 4  
RBI 1  
BB 0  
SO 15  
LOB 5

















Batter	1	2	3	4	5	6	7	8	9	AB	R	H	RBI	BB	SO	LOB	TOP										
6 Matthew den Dekker, L (1.8) OBP: 0.111, SLG: 0.111	G3		F8						K	5	1	1	0	0	2	4											
28 Daniel Murphy, L (1.4) OBP: 0.354, SLG: 0.400	G4-3		G4-3						L6	5	2	2	0	0	0	0											
5 David Wright, R (1.5) OBP: 0.345, SLG: 0.403	G5-3		F8						1B	4	2	2	2	1	0	0											
3 Curtis Granderson, L (1.7) (8.9)		F9							F7	5	1	1	2	0	1	2											
53 Bobby Abreu, L (1.9) OBP: 0.397, SLG: 0.500									G3-1	3	2	1	0	1	0	0											
27 Jeury Familia, R (8.1) OBP: 1.000, SLG: 1.000									G3	0	0	0	0	0	0	0											
29 Eric Campbell, R (9. PH) OBP: 0.350, SLG: 0.471									2B	0	1	0	0	1	0	0											
52 Carlos Torres, R (9.1)									2B	0	0	0	0	0	0	0											
21 Lucas Duda, L (1.3) OBP: 0.332, SLG: 0.438									FC4	4	0	1	1	1	1	5											
4 Wilmer Flores, R (1.6) OBP: 0.283, SLG: 0.320									FC9-6	5	1	2	6	0	1	2											
15 Travis d'Arnaud, R (1.2) OBP: 0.286, SLG: 0.291									FC6-4	3	0	0	0	2	1	1											
40 Bartolo Colon, R (1.1)									G5-3	3	0	0	0	0	3	5											
61 Dana Eveland, L (8.1)									BB	0	0	0	0	0	0	0											
1 Chris Young, R (8.7) OBP: 0.293, SLG: 0.349									BB	0	1	0	0	1	0	0											
<b>Inning Stats</b>	R: 0 E: 0 K: 0 S: 5	H: 0 LOB: 0 BB: 0 P: 8	R: 1 E: 0 K: 1 S: 16	H: 2 LOB: 2 BB: 1 P: 30	R: 0 E: 0 K: 1 S: 8	H: 0 LOB: 0 BB: 0 P: 15	R: 0 E: 0 K: 1 S: 9	H: 0 LOB: 0 BB: 0 P: 16	R: 0 E: 0 K: 3 S: 11	H: 0 LOB: 0 BB: 0 P: 15	R: 4 E: 1 K: 2 S: 20	H: 4 LOB: 3 BB: 2 P: 39	R: 0 E: 0 K: 0 S: 8	H: 1 LOB: 0 BB: 0 P: 13	R: 0 E: 0 K: 0 S: 8	H: 0 LOB: 1 BB: 1 P: 16	R: 6 E: 0 K: 2 S: 15	H: 3 LOB: 0 BB: 3 P: 35	1B: 5 2B: 4 3B: 0 HR: 1	SF: 0 SAC: 0 DP: 0 HBP: 0	WP: 0 PB: 0 SB: 0 CS: 1	PA: 44					
<b>PITCHER</b>	IP	WLS	BF	H	R	ER	SO	BB	IBB	HBP	BLK	WP	HR	S	P	ERA	WHIP										
27 Roberto Hernandez, R (1.1) ERA: 4.02	5.1	L	23	5	5	4	5	1	1	0	0	0	0	56	101	6.75	1.125										
43 Mario Hollands, L (8.1) ERA: 2.91	1.2		8	2	0	0	2	0	1	0	0	0	0	21	35	0.00	1.200										
56 Cesar Jimenez, L (8.1) ERA:	1.0		4	0	0	0	0	1	0	0	0	0	0	8	16	0.00	1.000										
63 Jake Diekman, L (9.1) ERA: 5.02	0.1		5	2	4	4	1	2	0	0	0	0	0	7	17	108.00	12.000										
48 Philippe Aumont, R (9.1) ERA: 21.8	0.2		4	1	2	2	1	1	0	0	0	0	1	8	18	27.00	3.000										

**New York Mets @ Philadelphia Phillies**  
Citizens Bank Park, Philadelphia, PA  
Mon Jun 02 2014, 7:07 PM - 10:24 PM EDT  
Att: 26,302 - Clear - 81 F

AB	37
R	11
H	10
RBI	11
BB	7
SO	9
LOB	19



Batter	1	2	3	4	5	6	7	8	9	AB	R	H	RBI	BB	SO	LOB	BOTTOM										
2 Ben Revere, L (1.8) OBP: 0.303, SLG: 0.340	G6-3									4	1	2	0	0	0	1											
16 César Hernández, S (1.6) OBP: 0.245, SLG: 0.250										3	1	1	0	1	2	1											
26 Chase Utley, L (1.4) OBP: 0.378, SLG: 0.517										4	0	1	0	0	0	2											
6 Ryan Howard, L (1.3) OBP: 0.300, SLG: 0.428										3	0	0	1	1	1	3											
3 Marlon Byrd, R (1.9) OBP: 0.330, SLG: 0.476										3	0	0	0	1	0	3											
51 Carlos Ruiz, R (1.2) OBP: 0.395, SLG: 0.396										4	0	0	0	0	0	3											
9 Domonic Brown, L (1.7) OBP: 0.283, SLG: 0.312										4	0	1	0	0	0	1											
17 Reid Brignac, L (1.5) OBP: 0.346, SLG: 0.227										4	0	2	0	0	1	1											
27 Roberto Hernandez, R (1.1) ERA: 4.52										1	0	0	0	0	1	1											
43 Mario Hollands, L (8.1) ERA: 2.83										0	0	0	0	0	0	0											
19 Tony Gwynn Jr., L (7. PH) ERA: 2.83										0	0	0	0	0	0	0											
56 Cesar Jimenez, L (8.1) ERA: 2.83										0	0	0	0	0	0	0											
63 Jake Diekman, R (9.1) ERA: 2.38										0	0	0	0	0	0	0											
48 Philippe Aumont, L (9.1) ERA: 21.8										0	0	0	0	0	0	0											
<b>Inning Stats</b>	R: 0 E: 0 K: 1 S: 7	H: 0 LOB: 0 BB: 0 P: 10	R: 0 E: 0 K: 0 S: 10	H: 0 LOB: 1 BB: 1 P: 21	R: 0 E: 0 K: 1 S: 9	H: 2 LOB: 0 BB: 0 P: 13	R: 0 E: 0 K: 0 S: 9	H: 0 LOB: 1 BB: 1 P: 16	R: 0 E: 0 K: 1 S: 11	H: 1 LOB: 0 BB: 0 P: 14	R: 1 E: 0 K: 0 S: 8	H: 1 LOB: 1 BB: 1 P: 18	R: 0 E: 0 K: 2 S: 9	H: 0 LOB: 0 BB: 0 P: 12	R: 1 E: 0 K: 0 S: 13	H: 2 LOB: 1 BB: 0 P: 19	R: 0 E: 0 K: 0 S: 9	H: 1 LOB: 0 BB: 0 P: 12	1B: 6 2B: 1 3B: 0 HR: 0	SF: 0 SAC: 1 DP: 1 HBP: 0	WP: 1 PB: 0 SB: 0 CS: 0	PA: 35					
<b>PITCHER</b>	IP	WLS	BF	H	R	ER	SO	BB	IBB	HBP	BLK	WP	HR	S	P	ERA	WHIP										
40 Bartolo Colon, R (1.1) ERA: 4.52	7.0	W	29	6	2	2	5	3	0	0	0	0	0	67	110	2.57	1.286										
61 Dana Eveland, L (8.1) ERA:	0.2	H	2	0	0	0	1	0	0	0	0	0	0	7	10	0.00	0.000										
27 Jeury Familia, R (8.1) ERA: 2.83	0.1	H	1	0	0	0	0	0	0	0	0	1	0	2	3	0.00	0.000										
52 Carlos Torres, R (9.1) ERA: 2.38	1.0		3	1	0	0	0	0	0	0	0	0	0	9	12	0.00	1.000										

**New York Mets @ Philadelphia Phillies**  
Citizens Bank Park, Philadelphia, PA  
Mon Jun 02 2014, 7:07 PM - 10:24 PM EDT  
Att: 26,302 - Clear - 81 F

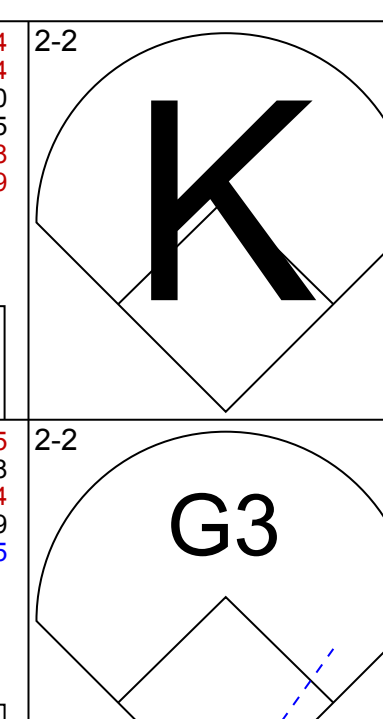
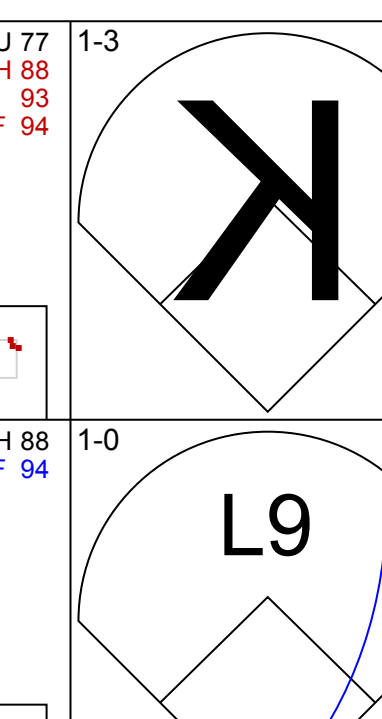
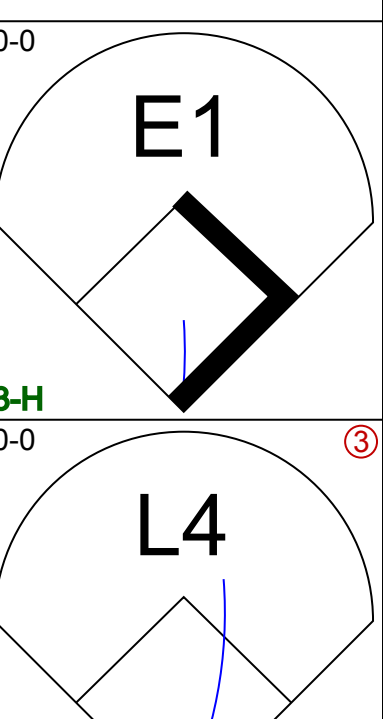
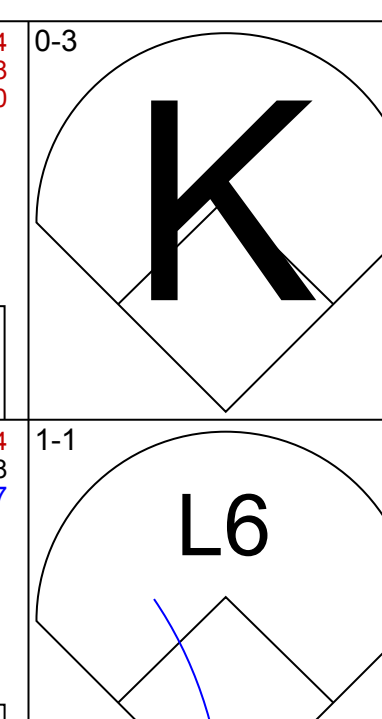
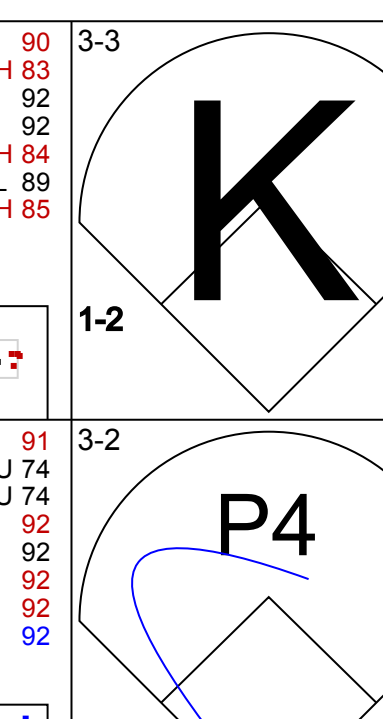
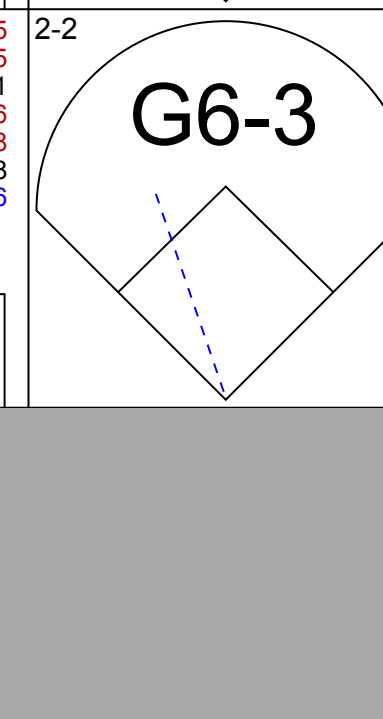





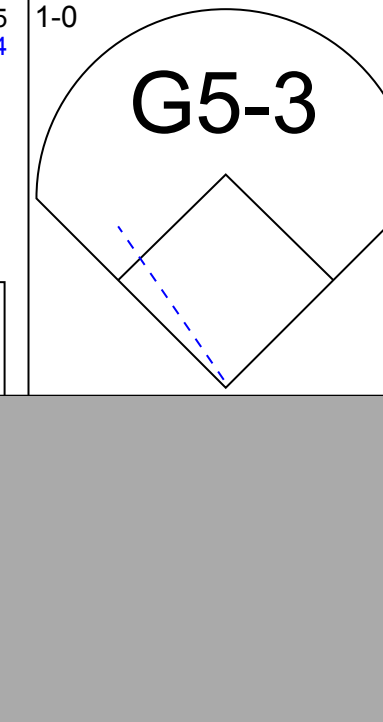
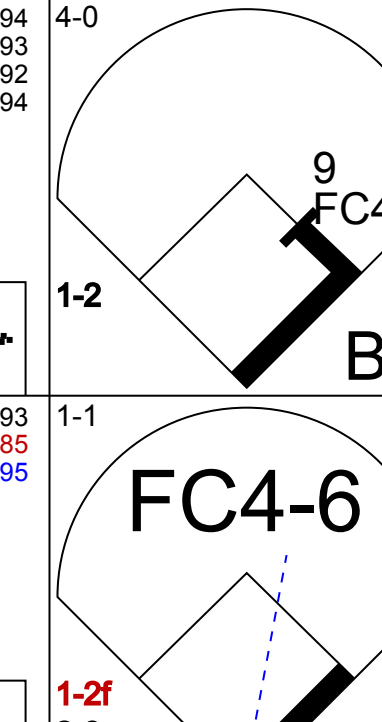
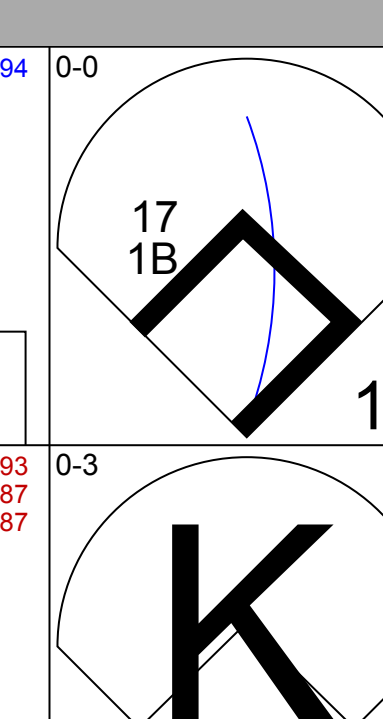


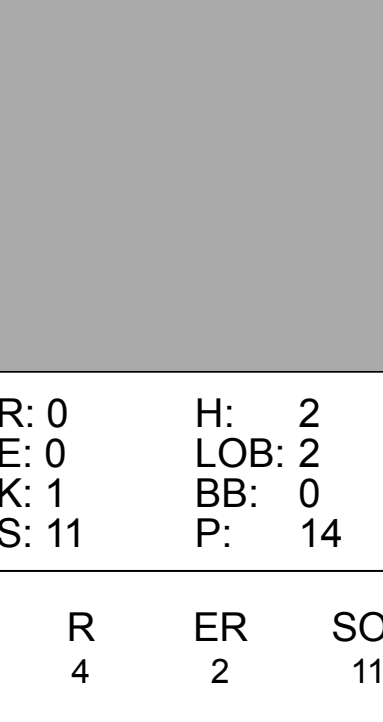

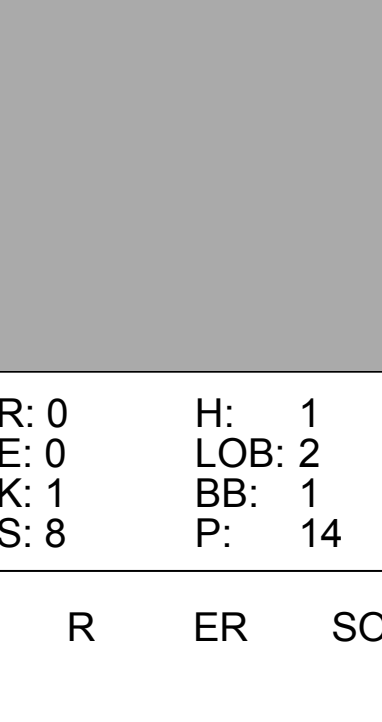
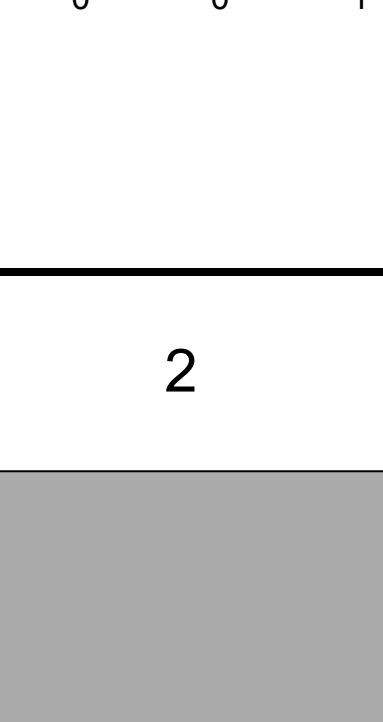
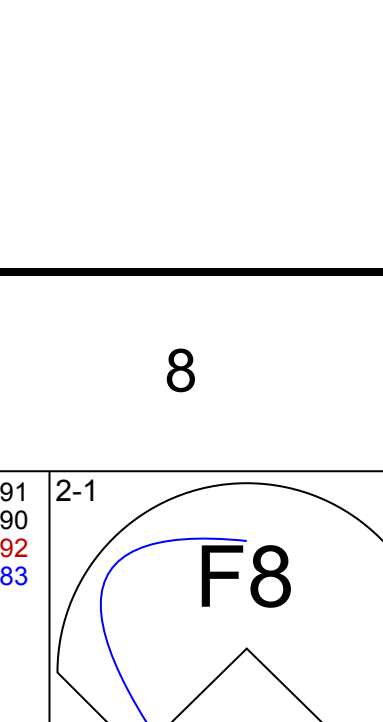

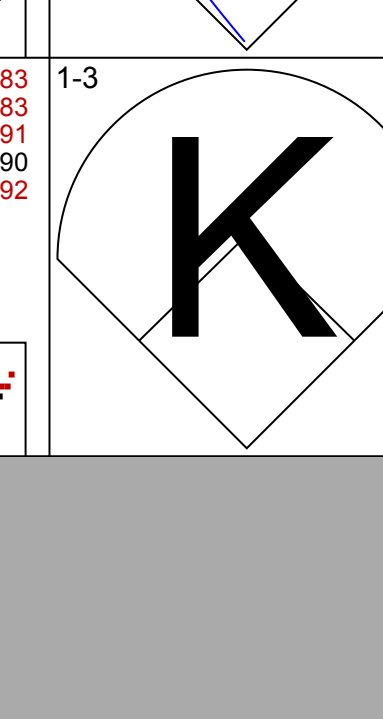


AB	31
R	2
H	7
RBI	1
BB	3
SO	6
LOB	16







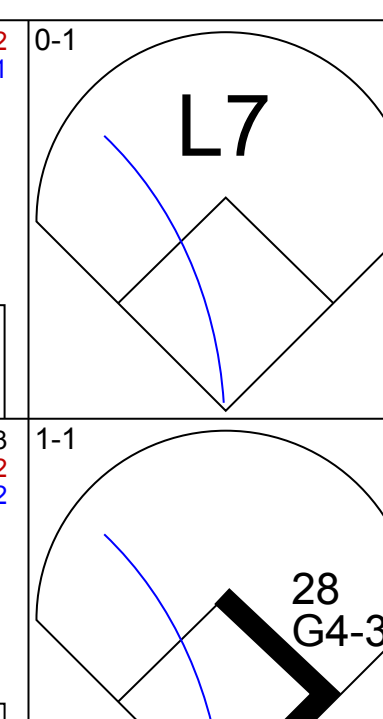
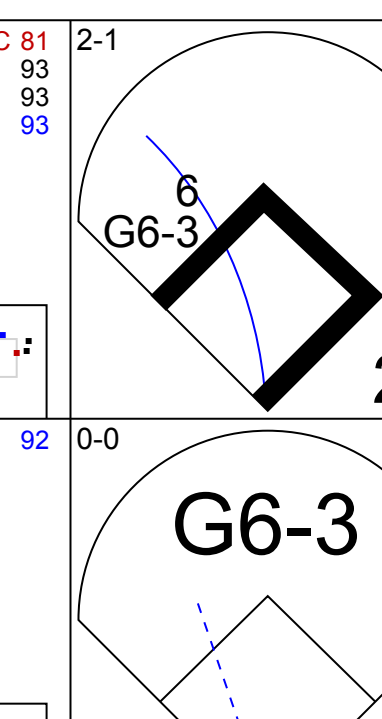
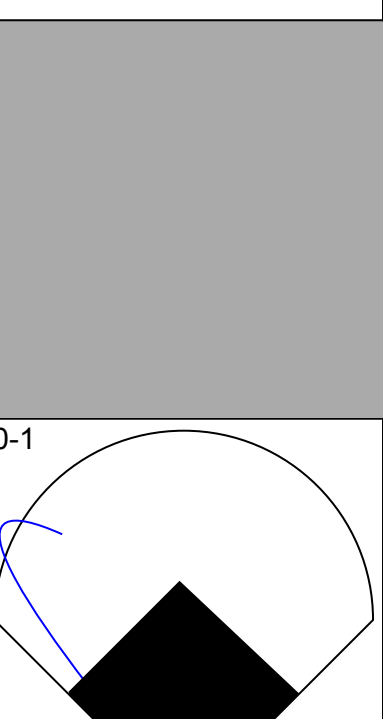
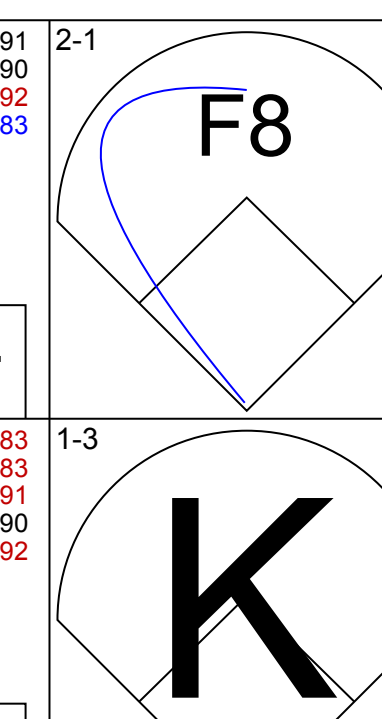
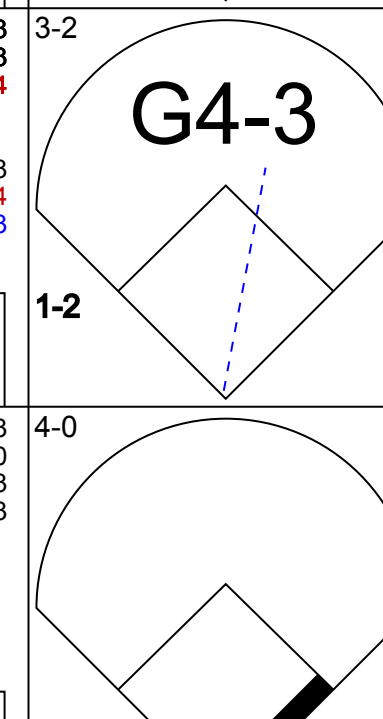
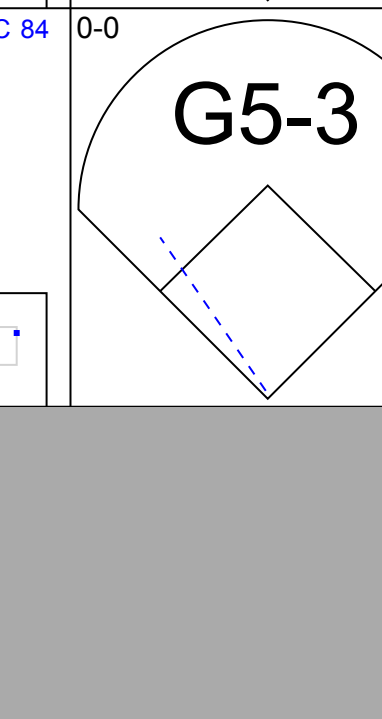
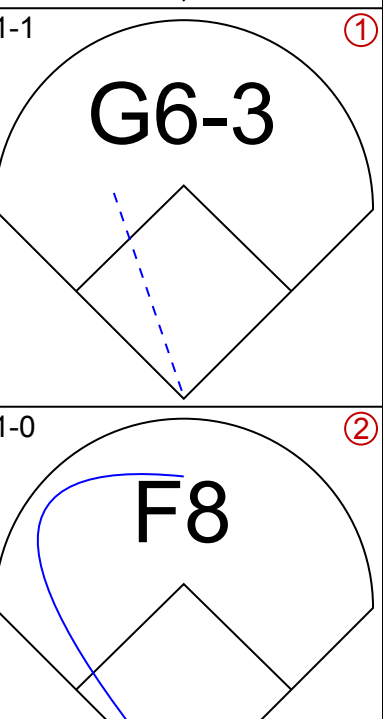

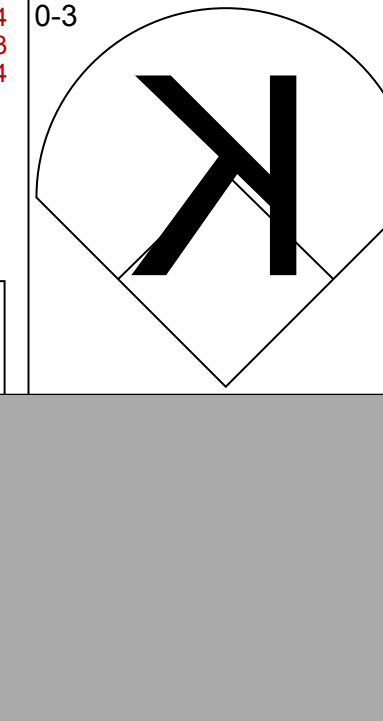

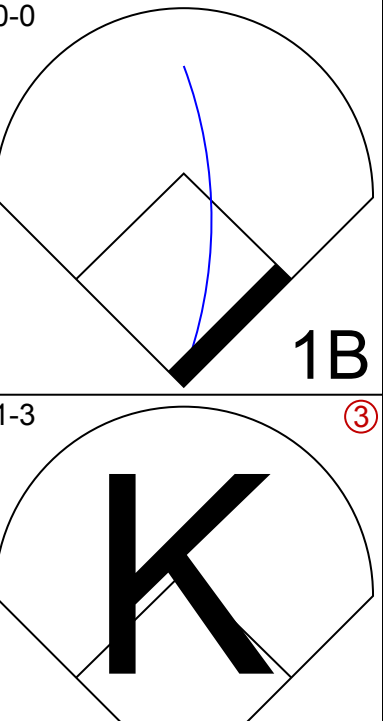


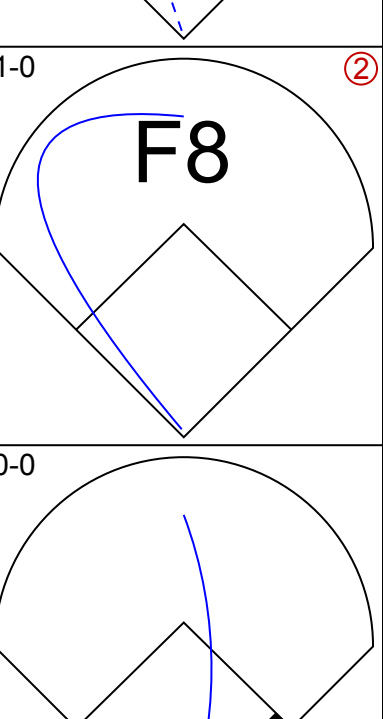




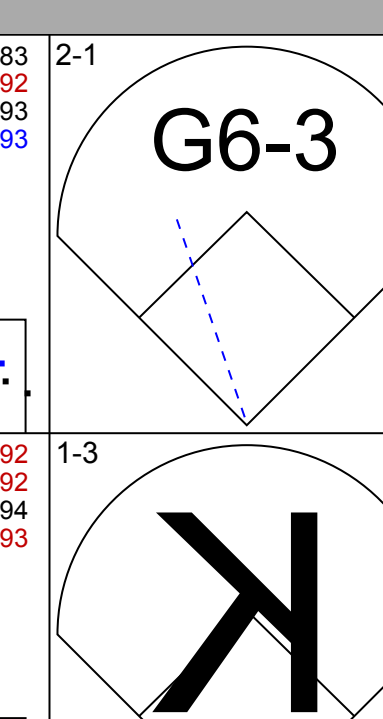
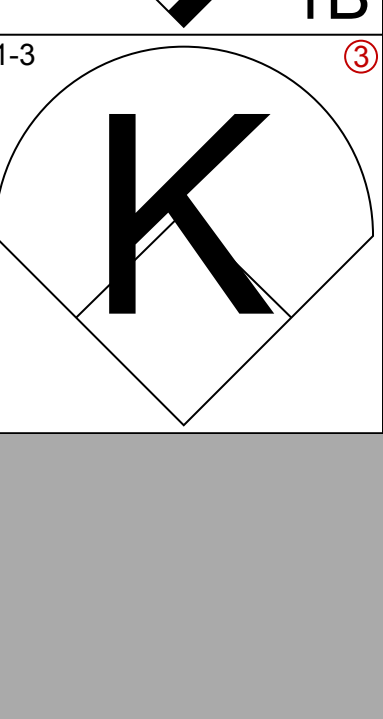

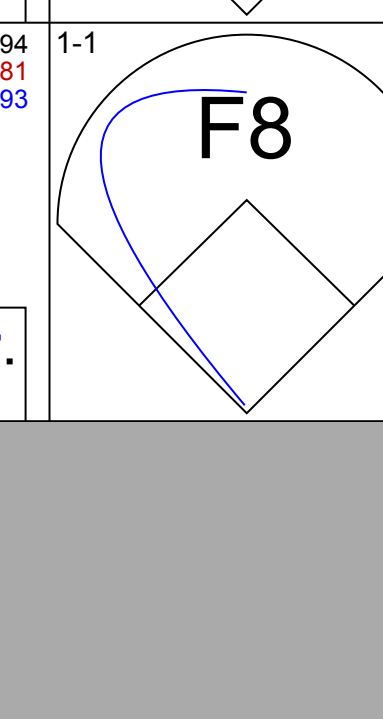

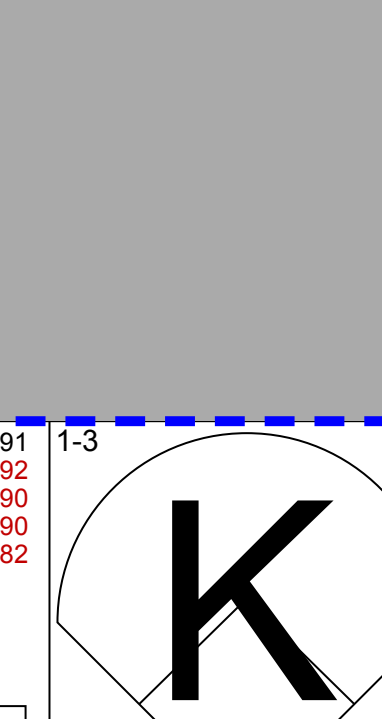

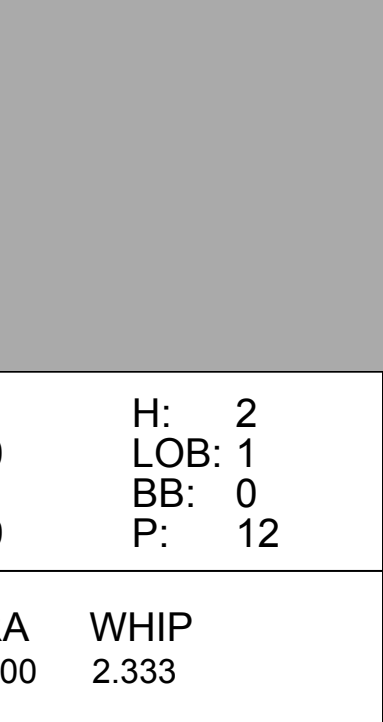
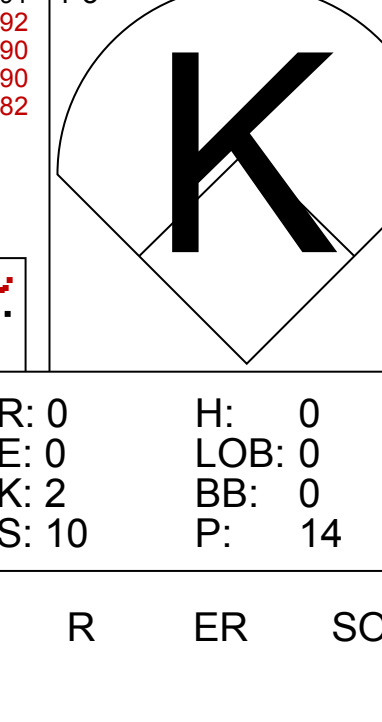
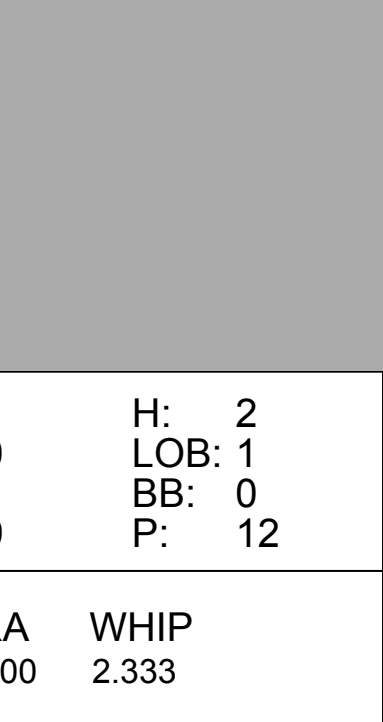
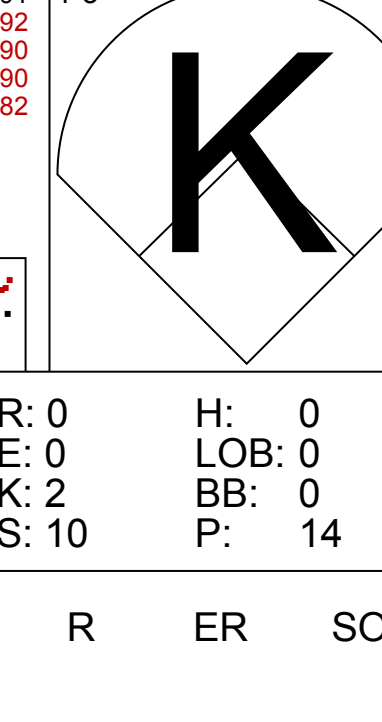


Batter	1	2	3	4	5	6	7	8	9	AB	R	H	RBI	BB	SO	LOB	TOP					
11 Jimmy Rollins, S OBP: 0.347, SLG: 0.386											5	0	0	0	0	4	1					
26 Chase Utley, L OBP: 0.366, SLG: 0.500											5	0	0	0	0	0	2					
3 Marlon Byrd, R OBP: 0.319, SLG: 0.459											4	0	0	0	0	2	0					
6 Ryan Howard, L OBP: 0.303, SLG: 0.426											4	0	2	0	0	2	0					
51 Carlos Ruiz, R OBP: 0.394, SLG: 0.388											3	0	1	0	1	1	1					
9 Dominic Brown, L OBP: 0.264, SLG: 0.311											4	1	1	0	0	1	4					
17 Reid Brignac, L OBP: 0.353, SLG: 0.333											4	1	2	1	0	1	2					
2 Ben Revere, L OBP: 0.296, SLG: 0.332											4	1	1	0	0	0	3					
34 A.J. Burnett, R OBP: 0.240, SLG: 0.280											2	0	0	0	0	2	1					
15 John Mayberry Jr., R OBP: 0.307, SLG: 0.310											1	1	1	2	0	0	0					
30 Justin De Fratus, S OBP: 0.255, SLG: 0.260											0	0	0	0	0	0	0					
59 Antonio Bastardo, S OBP: 0.255, SLG: 0.260											1	0	1	0	0	0	0					
16 César Hernández, S OBP: 0.255, SLG: 0.260											1	0	1	0	0	0	0					
<b>Inning Stats</b>	R: 0 E: 0 K: 1 S: 12	H: 0 LOB: 0 BB: 0 P: 18	R: 0 E: 0 K: 1 S: 11	H: 2 LOB: 2 BB: 0 P: 14	R: 0 E: 0 K: 2 S: 7	H: 0 LOB: 0 BB: 0 P: 10	R: 0 E: 0 K: 2 S: 10	H: 0 LOB: 0 BB: 0 P: 14	R: 2 E: 2 K: 1 S: 12	H: 2 LOB: 1 BB: 0 P: 14	R: 0 E: 0 K: 3 S: 11	H: 1 LOB: 1 BB: 0 P: 16	R: 2 E: 0 K: 1 S: 16	H: 2 LOB: 0 BB: 0 P: 23	R: 0 E: 0 K: 1 S: 8	H: 1 LOB: 2 BB: 0 P: 14	R: 0 E: 0 K: 1 S: 16	H: 1 LOB: 1 BB: 0 P: 24	1B: 7 2B: 1 3B: 0 HR: 1	SF: 0 SAC: 0 DP: 0 HBP: 0	WP: 0 PB: 1 SB: 0 CS: 0	PA: 38
<b>PITCHER</b>	IP WLS BF H R ER SO BB IBB HBP BLK WP HR S P ERA WHIP																					
37 Stephen Strasburg, R ERA: 2.1	7.0 W 29 7 4 2 11 0 0 0 0 0 1 79 109 2.57 1.000																					
30 Aaron Barrett, R ERA: 0.87	1.0 5 1 0 0 1 0 0 0 0 0 0 8 14 0.00 2.000																					
13 Jerry Blevins, L ERA: 3.97	1.0 4 1 0 0 1 0 0 0 0 0 0 16 24 0.00 1.000																					

Philadelphia Phillies @ Washington Nationals  
Nationals Park, Washington, DC  
Wed Jun 04 2014, 7:11 PM - 11:56 PM EDT  
Att: 33,614 - Cloudy - 85 F

AB 37  
R 4  
H 9  
RBI 3  
BB 1  
SO 13  
LOB 14



Batter	1	2	3	4	5	6	7	8	9	AB	R	H	RBI	BB	SO	LOB	BOTTOM			
2 Denard Span, L OBP: 0.326, SLG: 0.395										5	1	2	2	0	0	1				
6 Anthony Rendon, R OBP: 0.325, SLG: 0.460										5	1	3	3	0	1	1				
28 Jayson Werth, R OBP: 0.363, SLG: 0.399										4	0	0	0	0	0	3				
25 Adam LaRoche, L OBP: 0.414, SLG: 0.510										3	1	1	0	1	0	1				
11 Ryan Zimmerman, R OBP: 0.400, SLG: 0.634										4	0	1	0	0	1	3				
40 Wilson Ramos, R OBP: 0.294, SLG: 0.316										3	1	1	0	1	1	1				
20 Ian Desmond, R OBP: 0.295, SLG: 0.413										3	1	0	0	1	2	1				
8 Danny Espinosa, S OBP: 0.274, SLG: 0.380										4	2	2	2	0	1	1				
37 Stephen Strasburg, R OBP: 0.200, SLG: 0.091										2	1	1	1	1	0	0				
30 Aaron Barrett, R ERA: 3.18										0	0	0	0	0	0	0				
7 Scott Hairston, R OBP: 0.417, SLG: 0.687										1	0	0	0	0	1	0				
13 Jerry Blevins, L ERA: 3.71										0	0	0	0	0	0	0				
<b>Inning Stats</b>	R: 0 E: 0 K: 1 S: 10	H: 1 LOB: 2 BB: 1 P: 18	R: 0 E: 0 K: 1 S: 7	H: 0 LOB: 0 BB: 0 P: 11	R: 0 E: 0 K: 0 S: 7	H: 1 LOB: 1 BB: 0 P: 10	R: 4 E: 0 K: 0 S: 16	H: 3 LOB: 2 BB: 2 P: 26	R: 1 E: 0 K: 1 S: 9	H: 2 LOB: 1 BB: 0 P: 12	R: 3 E: 0 K: 0 S: 14	H: 3 LOB: 1 BB: 1 P: 27	R: 0 E: 0 K: 2 S: 11	H: 1 LOB: 1 BB: 0 P: 17	R: 0 E: 0 K: 2 S: 10	H: 0 LOB: 0 BB: 0 P: 14	1B: 6 2B: 4 3B: 0 HR: 1	SF: 0 SAC: 0 DP: 0 HBP: 0	WP: 0 PB: 0 SB: 1 CS: 1	PA: 39
<b>PITCHER</b>	IP WLS BF H R ER SO BB IBB HBP BLK WP HR S P ERA WHIP																			
34 A.J. Burnett, R ERA: 4.41	6.0 L 31 8 8 3 3 4 0 0 0 0 0 0 63 104 12.00 2.333																			
30 Justin De Fratus, R ERA: 3.18	1.0 4 1 0 0 2 0 0 0 0 0 0 11 17 0.00 1.000																			
59 Antonio Bastardo, L ERA: 3.71	1.0 3 0 0 0 2 0 0 0 0 0 0 10 14 0.00 0.000																			

Philadelphia Phillies @ Washington Nationals  
Nationals Park, Washington, DC  
Wed Jun 04 2014, 7:11 PM - 11:56 PM EDT  
Att: 33,614 - Cloudy - 85 F

AB 34  
R 8  
H 11  
RBI 8  
BB 4  
SO 7  
LOB 12









Batter	1	2	3	4	5	6	7	8	9	AB	R	H	RBI	BB	SO	LOB	TOP								
11 Jimmy Rollins, S (1, 6) 7 Ronny Cedeno, R (9, 6)	G4-3		K		HR		K		BB	4	2	1	1	1	2	0	<b>Philadelphia Phillies @ Cincinnati Reds</b> Great American Ball Park, Cincinnati, OH Fri Jun 06 2014, 7:13 PM - 10:29 PM EDT Att: 38,331 - Clear - 83 F								
51 Carlos Ruiz, R (1, 2) OBP: 0.394, SLG: 0.388	G5-3			L8	1B	L8		1B	BB	5	1	2	0	0	0										
26 Chase Utley, L (1, 4) 58 Jonathan Papelbon, R (9, 1)		1B		HBP	1B		1B		SF8	3	0	3	1	0	0										
6 Ryan Howard, L (1, 3) OBP: 0.300, SLG: 0.415	K			HBP	BB		1B		E3 SF9	4	2	1	1	1	2	3									
3 Marlon Byrd, R (1, 9) OBP: 0.321, SLG: 0.460	G5-3			HBP	F8		F9		SF9	4	1	1	0	0	0	4									
9 Dornic Brown, L (1, 7) OBP: 0.259, SLG: 0.310	G4-3			2B		K		G3-1	SF9	4	1	1	3	0	1	0									
15 John Mayberry Jr., R (1, 8) OBP: 0.340, SLG: 0.517	G1-3			1B		K		G6-3	L9	5	0	1	1	0	1	1									
17 Reid Brignac, L (1, 5) OBP: 0.317, SLG: 0.278			G3	G4-3						3	0	0	0	1	1										
35 Cole Hamels, L (1, 1) 37 Mike Adams, R (8, 1)				K					1B	3	0	0	0	0	3	1									
2 Ben Revere, L (9, PH) 16 César Hernández, S (9, 4) OBP: 0.299, SLG: 0.338 OBP: 0.255, SLG: 0.260										0	0	0	0	0	0	0									
<b>Inning Stats</b>	R: 0 E: 0 K: 1 S: 16	H: 1 LOB: 0 BB: 0 P: 23	R: 0 E: 0 K: 0 S: 8	H: 0 LOB: 0 BB: 0 P: 11	R: 0 E: 0 K: 2 S: 10	H: 0 LOB: 0 BB: 0 P: 14	R: 3 E: 0 K: 0 S: 9	H: 2 LOB: 1 BB: 0 P: 16	R: 1 E: 0 K: 2 S: 18	H: 3 LOB: 2 BB: 0 P: 28	R: 0 E: 0 K: 3 S: 11	H: 0 LOB: 1 BB: 0 P: 19	R: 0 E: 0 K: 1 S: 11	H: 2 LOB: 2 BB: 0 P: 14	R: 0 E: 0 K: 1 S: 9	H: 0 LOB: 0 BB: 0 P: 14	R: 4 E: 1 K: 0 S: 21	H: 3 LOB: 1 BB: 1 P: 37	1B: 8 2B: 2 3B: 0 HR: 1	SF: 2 SAC: 0 DP: 0 HBP: 2	WP: 1 PB: 0 SB: 1 CS: 0	PA: 43			
<b>PITCHER</b>	IP WLS BF H R ER SO BB IBB HBP BLK WP HR S P ERA WHIP	IP WLS BF H R ER SO BB IBB HBP BLK WP HR S P ERA WHIP	IP WLS BF H R ER SO BB IBB HBP BLK WP HR S P ERA WHIP	IP WLS BF H R ER SO BB IBB HBP BLK WP HR S P ERA WHIP	IP WLS BF H R ER SO BB IBB HBP BLK WP HR S P ERA WHIP	IP WLS BF H R ER SO BB IBB HBP BLK WP HR S P ERA WHIP	IP WLS BF H R ER SO BB IBB HBP BLK WP HR S P ERA WHIP	IP WLS BF H R ER SO BB IBB HBP BLK WP HR S P ERA WHIP	IP WLS BF H R ER SO BB IBB HBP BLK WP HR S P ERA WHIP	IP WLS BF H R ER SO BB IBB HBP BLK WP HR S P ERA WHIP	IP WLS BF H R ER SO BB IBB HBP BLK WP HR S P ERA WHIP	IP WLS BF H R ER SO BB IBB HBP BLK WP HR S P ERA WHIP	IP WLS BF H R ER SO BB IBB HBP BLK WP HR S P ERA WHIP	IP WLS BF H R ER SO BB IBB HBP BLK WP HR S P ERA WHIP	IP WLS BF H R ER SO BB IBB HBP BLK WP HR S P ERA WHIP	IP WLS BF H R ER SO BB IBB HBP BLK WP HR S P ERA WHIP	IP WLS BF H R ER SO BB IBB HBP BLK WP HR S P ERA WHIP	IP WLS BF H R ER SO BB IBB HBP BLK WP HR S P ERA WHIP	IP WLS BF H R ER SO BB IBB HBP BLK WP HR S P ERA WHIP	IP WLS BF H R ER SO BB IBB HBP BLK WP HR S P ERA WHIP	IP WLS BF H R ER SO BB IBB HBP BLK WP HR S P ERA WHIP	IP WLS BF H R ER SO BB IBB HBP BLK WP HR S P ERA WHIP	IP WLS BF H R ER SO BB IBB HBP BLK WP HR S P ERA WHIP	IP WLS BF H R ER SO BB IBB HBP BLK WP HR S P ERA WHIP	IP WLS BF H R ER SO BB IBB HBP BLK WP HR S P ERA WHIP

AB 36  
R 8  
H 11  
RBI 7  
BB 3  
SO 10  
LOB 10



Batter	1	2	3	4	5	6	7	8	9	AB	R	H	RBI	BB	SO	LOB	BOTTOM								
6 Billy Hamilton, S (1, 8) OBP: 0.290, SLG: 0.340	F9		G6-3		G5-3			K		4	0	0	0	0	1	2	<b>Philadelphia Phillies @ Cincinnati Reds</b> Great American Ball Park, Cincinnati, OH Fri Jun 06 2014, 7:13 PM - 10:29 PM EDT Att: 38,331 - Clear - 83 F								
29 Brayan Peña, S (1, 2) OBP: 0.293, SLG: 0.391	L6			K		G5-3		G5-3		4	0	0	0	0	1	0									
4 Brandon Phillips, R (1, 4) OBP: 0.299, SLG: 0.397				HBP	1B		E6 WP		BB	3	0	1	0	1	1	0									
21 Todd Frazier, R (1, 3) OBP: 0.342, SLG: 0.502		K		FC6-4 1B		K		K		4	0	0	0	0	3	3									
32 Jay Bruce, L (1, 9) OBP: 0.310, SLG: 0.327		K		FC6 1B		K				4	0	1	0	0	2	1									
48 Ryan Ludwick, R (1, 7) OBP: 0.314, SLG: 0.370	F7			FC6					L7	4	0	1	0	0	0	2									
2 Zack Cozart, R (1, 6) OBP: 0.256, SLG: 0.299				1B	1B		G4-3		F7	4	0	2	0	0	0	1									
7 Ramon Santiago, S (1, 5) OBP: 0.286, SLG: 0.216			SH2-3		FC6-4 G6-3					1	0	0	0	1	0	1									
47 Johnny Cueto, R (1, 1) 28 Chris Healy, R (5, PH) Logan Ondrusek, R (8, 1) 39 Devin Mesoraco, R (7, PH) 43 Manny Parra, L (8, 1) 63 Sam LeCure, R (9, 1) 51 Jonathan Broxton, R (9, 1)			G3		G6-3		G6-3			1	0	0	0	0	0	1									
<b>Inning Stats</b>	R: 0 E: 0 K: 1 S: 7	H: 0 LOB: 0 BB: 0 P: 10	R: 0 E: 0 K: 2 S: 9	H: 0 LOB: 0 BB: 0 P: 13	R: 0 E: 0 K: 0 S: 11	H: 1 LOB: 1 BB: 0 P: 14	R: 0 E: 0 K: 1 S: 17	H: 2 LOB: 2 BB: 0 P: 25	R: 0 E: 0 K: 0 S: 9	H: 1 LOB: 1 BB: 0 P: 15	R: 0 E: 1 K: 2 S: 11	H: 0 LOB: 1 BB: 0 P: 14	R: 0 E: 0 K: 0 S: 11	H: 1 LOB: 1 BB: 1 P: 17	R: 0 E: 0 K: 2 S: 14	H: 0 LOB: 1 BB: 1 P: 22		R: 0 E: 0 K: 0 S: 4	H: 0 LOB: 0 BB: 0 P: 9	1B: 4 2B: 1 3B: 0 HR: 0	SF: 0 SAC: 1 DP: 0 HBP: 0	WP: 1 PB: 0 SB: 0 CS: 0	PA: 34		
<b>PITCHER</b>	IP WLS BF H R ER SO BB IBB HBP BLK WP HR S P ERA WHIP	IP WLS BF H R ER SO BB IBB HBP BLK WP HR S P ERA WHIP	IP WLS BF H R ER SO BB IBB HBP BLK WP HR S P ERA WHIP	IP WLS BF H R ER SO BB IBB HBP BLK WP HR S P ERA WHIP	IP WLS BF H R ER SO BB IBB HBP BLK WP HR S P ERA WHIP	IP WLS BF H R ER SO BB IBB HBP BLK WP HR S P ERA WHIP	IP WLS BF H R ER SO BB IBB HBP BLK WP HR S P ERA WHIP	IP WLS BF H R ER SO BB IBB HBP BLK WP HR S P ERA WHIP	IP WLS BF H R ER SO BB IBB HBP BLK WP HR S P ERA WHIP	IP WLS BF H R ER SO BB IBB HBP BLK WP HR S P ERA WHIP	IP WLS BF H R ER SO BB IBB HBP BLK WP HR S P ERA WHIP	IP WLS BF H R ER SO BB IBB HBP BLK WP HR S P ERA WHIP	IP WLS BF H R ER SO BB IBB HBP BLK WP HR S P ERA WHIP	IP WLS BF H R ER SO BB IBB HBP BLK WP HR S P ERA WHIP	IP WLS BF H R ER SO BB IBB HBP BLK WP HR S P ERA WHIP	IP WLS BF H R ER SO BB IBB HBP BLK WP HR S P ERA WHIP	IP WLS BF H R ER SO BB IBB HBP BLK WP HR S P ERA WHIP	IP WLS BF H R ER SO BB IBB HBP BLK WP HR S P ERA WHIP	IP WLS BF H R ER SO BB IBB HBP BLK WP HR S P ERA WHIP	IP WLS BF H R ER SO BB IBB HBP BLK WP HR S P ERA WHIP	IP WLS BF H R ER SO BB IBB HBP BLK WP HR S P ERA WHIP	IP WLS BF H R ER SO BB IBB HBP BLK WP HR S P ERA WHIP	IP WLS BF H R ER SO BB IBB HBP BLK WP HR S P ERA WHIP	IP WLS BF H R ER SO BB IBB HBP BLK WP HR S P ERA WHIP	IP WLS BF H R ER SO BB IBB HBP BLK WP HR S P ERA WHIP

AB 31  
R 0  
H 5  
RBI 0  
BB 2  
SO 8  
LOB 13









Batter	1	2	3	4	5	6	7	8	9	AB	R	H	RBI	BB	SO	LOB	TOP					
2 Ben Revere, L (1, 8) OBP: 0.298, SLG: 0.333										3	1	1	0	1	0	1	<b>Philadelphia Phillies @ Cincinnati Reds</b> Great American Ball Park, Cincinnati, OH Sun Jun 08 2014, 1:11 PM - 3:51 PM EDT Att: 30,222 - Overcast - 72 F					
11 Jimmy Rollins, S (1, 6) OBP: 0.348, SLG: 0.410										3	0	1	0	1	0	2						
26 Chase Utley, L (1, 4) OBP: 0.371, SLG: 0.498										3	0	0	1	0	1	2						
6 Ryan Howard, L (1, 3) OBP: 0.302, SLG: 0.414										4	0	1	0	0	2	2						
3 Marlon Byrd, R (1, 9) OBP: 0.319, SLG: 0.466											4	0	1	0	0	1		2				
9 Domonic Brown, L (1, 7) OBP: 0.288, SLG: 0.322										4	0	1	0	0	1	1						
51 Carlos Ruiz, R (1, 2) OBP: 0.393, SLG: 0.401											4	0	1	0	0	2		0				
16 César Hernández, S (1, 5) OBP: 0.254, SLG: 0.259										4	0	0	0	0	1	2						
55 David Buchanan, R (1, 1)											2	0	0	0	0	1		2				
19 Tony Gwynn Jr., L (7, PH) OBP: 0.253, SLG: 0.190											0	0	0	0	1	0						
59 Antonio Bastardo, R (7, 1)											0	0	0	0	0	0						
15 John Mayberry Jr., R (9, PH) OBP: 0.338, SLG: 0.500											1	0	0	0	0	1	0					
<b>Inning Stats</b>	R: 0 E: 0 K: 1 S: 10	H: 1 LOB: 2 BB: 1 P: 16	R: 0 E: 0 K: 2 S: 9	H: 0 LOB: 0 BB: 0 P: 13	R: 1 E: 0 K: 2 S: 13	H: 2 LOB: 1 BB: 0 P: 19	R: 0 E: 0 K: 0 S: 7	H: 2 LOB: 2 BB: 0 P: 11	R: 0 E: 0 K: 1 S: 9	H: 0 LOB: 1 BB: 1 P: 16	R: 0 E: 0 K: 1 S: 10	H: 0 LOB: 0 BB: 0 P: 15	R: 0 E: 0 K: 0 S: 10	H: 0 LOB: 1 BB: 1 P: 18	R: 0 E: 0 K: 1 S: 11	H: 1 LOB: 1 BB: 0 P: 13	R: 0 E: 0 K: 3 S: 9	H: 0 LOB: 0 BB: 0 P: 16	1B: 6 2B: 0 3B: 0 HR: 0	SF: 1 SAC: 0 DP: 0 HBP: 0	WP: 1 PB: 0 SB: 2 CS: 0	PA: 36
<b>PITCHER</b>	IP WLS BF H R ER SO BB IBB HBP BLK WP HR S P ERA WHIP																					
34 Homer Bailey, R (1, 1) ERA: 4.6	8.0 W 33 6 1 1 7 3 0 0 0 0 1 0 79 121 1.12 1.125																					
54 Aroldis Chapman, L (9, 1) ERA: 1.35	1.0 S 3 0 0 0 3 0 0 0 0 0 0 0 9 16 0.00 0.000																					

Batter	1	2	3	4	5	6	7	8	9	AB	R	H	RBI	BB	SO	LOB	BOTTOM			
6 Billy Hamilton, S (1, 8) OBP: 0.288, SLG: 0.351										4	1	1	2	0	0	0	<b>Philadelphia Phillies @ Cincinnati Reds</b> Great American Ball Park, Cincinnati, OH Sun Jun 08 2014, 1:11 PM - 3:51 PM EDT Att: 30,222 - Overcast - 72 F			
25 Skip Schumaker, L (1, 7) OBP: 0.267, SLG: 0.295										4	0	0	0	0	1	0				
4 Brandon Phillips, R (1, 4) OBP: 0.305, SLG: 0.393										3	0	1	0	0	0	0				
32 Jay Bruce, L (1, 9) OBP: 0.315, SLG: 0.349										3	0	1	0	0	1	1				
39 Devin Mesoraco, R (1, 2) OBP: 0.352, SLG: 0.609										3	0	0	0	0	3	3				
21 Todd Frazier, R (1, 5) OBP: 0.348, SLG: 0.518										3	1	1	0	0	0	0				
23 Donald Lutz, L (1, 3) OBP: 0.231, SLG: 0.250										3	0	0	0	0	2	1				
2 Zack Cozart, R (1, 6) OBP: 0.257, SLG: 0.309										3	1	1	0	0	0	0				
34 Homer Bailey, R (1, 1) ERA: 0.08										3	1	1	2	0	1	0				
54 Aroldis Chapman, L (9, 1) ERA: 3.45										0	0	0	0	0	0	0				
<b>Inning Stats</b>	R: 0 E: 0 K: 1 S: 13	H: 1 LOB: 2 BB: 0 P: 23	R: 0 E: 0 K: 0 S: 10	H: 0 LOB: 0 BB: 0 P: 13	R: 0 E: 0 K: 0 S: 7	H: 0 LOB: 0 BB: 0 P: 8	R: 0 E: 0 K: 1 S: 8	H: 1 LOB: 1 BB: 0 P: 13	R: 4 E: 0 K: 2 S: 21	H: 4 LOB: 0 BB: 0 P: 30	R: 0 E: 0 K: 2 S: 9	H: 0 LOB: 0 BB: 0 P: 15	R: 0 E: 0 K: 2 S: 8	H: 0 LOB: 0 BB: 0 P: 12	R: 0 E: 0 K: 0 S: 12	H: 0 LOB: 0 BB: 0 P: 18	1B: 4 2B: 2 3B: 0 HR: 1	SF: 0 SAC: 0 DP: 1 HBP: 1	WP: 0 PB: 0 SB: 0 CS: 1	PA: 30
<b>PITCHER</b>	IP WLS BF H R ER SO BB IBB HBP BLK WP HR S P ERA WHIP																			
55 David Buchanan, R (1, 1) ERA: 0.08	6.0 L 24 4 4 4 6 0 0 0 0 0 1 0 0 1 0 0 0 0.00 1.000																			
59 Antonio Bastardo, L (7, 1) ERA: 3.45	2.0 6 0 0 0 2 0 0 0 0 0 0 0 20 30 0.00 0.000																			



Batter	1	2	3	4	5	6	7	8	9	AB	R	H	RBI	BB	SO	LOB	TOP			
25 Will Venable, L (1, 8) OBP: 0.278, SLG: 0.306 13 Chris Denorfia, R (8, PH) OBP: 0.310, SLG: 0.363 29 Troy Patton, S (8, 1) 59 Kevin Quackenbush, R (8, 1)	F7		HR			1B		K		3	1	2	1	0	0	0	<b>San Diego Padres @ Philadelphia Phillies</b> Citizens Bank Park, Philadelphia, PA Tue Jun 10 2014, 7:14 PM - 9:53 PM EDT Att: 31,037 - Cloudy - 72 F			
2 Everth Cabrera, S (1, 6) OBP: 0.294, SLG: 0.319	BB		G4-3			K		K		3	0	0	0	1	2					
12 Seth Smith, L (1, 9) OBP: 0.399, SLG: 0.531	FC3		G4-3			F7				4	0	1	0	0	0	2				
18 Carlos Quentin, R (1, 7) OBP: 0.328, SLG: 0.373	G6-3		F9			G4-3				4	1	1	0	0	0	3				
7 Chase Headley, S (1, 5) OBP: 0.279, SLG: 0.325	G3		G3			G4-3				4	0	1	0	0	0	1				
23 Yonder Alonso, L (1, 3) OBP: 0.251, SLG: 0.341	F7		F9			SF8				3	0	0	1	0	1	2				
44 René Rivera, R (1, 2) 5 Alexi Amarista, L (9, PR) OBP: 0.267, SLG: 0.276	L8		G5-3			L7				3	0	0	0	0	0	0				
3 Jace Peterson, L (1, 4) 14 Tommy Medica, R (9, PH) OBP: 0.176, SLG: 0.125 OBP: 0.251, SLG: 0.599	L8		G3-1			K		FC6-4		3	0	0	0	0	1	0				
22 Ian Kennedy, R (1, 1) 24 Cameron Maybin, R (8, PH) OBP: 0.336, SLG: 0.427	K		F9					BB		2	0	0	0	0	1	0				
										0	0	0	0	1	0	0				
<b>Inning Stats</b>	R: 0 E: 1 K: 0 S: 6	H: 0 LOB: 1 BB: 1 P: 10	R: 0 E: 0 K: 0 S: 4	H: 0 LOB: 0 BB: 0 P: 7	R: 1 E: 0 K: 1 S: 8	H: 1 LOB: 0 BB: 0 P: 15	R: 0 E: 0 K: 0 S: 5	H: 0 LOB: 0 BB: 0 P: 9	R: 0 E: 0 K: 1 S: 10	H: 1 LOB: 1 BB: 0 P: 16	R: 1 E: 0 K: 0 S: 8	H: 1 LOB: 0 BB: 0 P: 10	R: 0 E: 0 K: 3 S: 9	H: 0 LOB: 1 BB: 1 P: 18	R: 0 E: 0 K: 1 S: 18	H: 2 LOB: 3 BB: 0 P: 28	1B: 2 2B: 2 3B: 0 HR: 1	SF: 1 SAC: 0 DP: 1 HBP: 1	WP: 0 PB: 0 SB: 0 CS: 0	PA: 35
<b>PITCHER</b>	IP WLS BF H R ER SO BB IBB HBP BLK WP HR S P ERA WHIP																			
34 A.J. Burnett, R (1, 1) ERA: 4.24 63 Jake Diekman, L (8, 1) ERA: 4.85 58 Jonathan Papelbon, R (9, 1) ERA: 1.48	7.1 W 27 3 2 2 3 2 0 0 0 0 1 53 89 2.46 0.682																			

Batter	1	2	3	4	5	6	7	8	9	AB	R	H	RBI	BB	SO	LOB	BOTTOM			
2 Ben Revere, L (1, 8) OBP: 0.302, SLG: 0.341	G1-3		11 WP 26 1B			G1-3				4	1	2	0	0	0	0	<b>San Diego Padres @ Philadelphia Phillies</b> Citizens Bank Park, Philadelphia, PA Tue Jun 10 2014, 7:14 PM - 9:53 PM EDT Att: 31,037 - Cloudy - 72 F			
11 Jimmy Rollins, S (1, 6) OBP: 0.246, SLG: 0.407	G4-3		P5			G4-3				4	0	1	0	0	0	1				
26 Chase Utley, L (1, 4) OBP: 0.373, SLG: 0.498	G3-1		6 1B 3 HR			6 1B 3 SF8				4	2	2	1	0	0	2				
6 Ryan Howard, L (1, 3) OBP: 0.305, SLG: 0.415	L8		3 HR							4	1	2	0	0	1	3				
3 Marlon Byrd, R (1, 9) OBP: 0.318, SLG: 0.477	G6-3		3 HR			SF8				3	1	1	4	0	1	3				
9 Dominic Brown, L (1, 7) OBP: 0.263, SLG: 0.316	G4-3		K			G5-3				4	0	0	0	0	2	4				
51 Carlos Ruiz, R (1, 2) OBP: 0.388, SLG: 0.394	G5-3		L8							3	0	0	0	0	0	0				
16 César Hernández, S (1, 5) OBP: 0.258, SLG: 0.262	K		34 B3-6-4 1B			G4-3				3	0	1	0	0	1	0				
34 A.J. Burnett, R (1, 1) ERA: 3.63 63 Jake Diekman, R (8, 1) ERA: 5.84 58 Jonathan Papelbon, R (9, 1) ERA: 2.93	G4-3		B3-6-4			K				3	0	0	0	0	1	1				
										0	0	0	0	0	0	0				
										0	0	0	0	0	0	0				
<b>Inning Stats</b>	R: 0 E: 0 K: 0 S: 6	H: 0 LOB: 0 BB: 0 P: 9	R: 0 E: 0 K: 0 S: 8	H: 0 LOB: 0 BB: 0 P: 12	R: 0 E: 0 K: 1 S: 10	H: 0 LOB: 0 BB: 0 P: 13	R: 4 E: 0 K: 1 S: 17	H: 4 LOB: 0 BB: 0 P: 29	R: 0 E: 0 K: 0 S: 6	H: 1 LOB: 0 BB: 0 P: 8	R: 1 E: 0 K: 0 S: 13	H: 2 LOB: 1 BB: 0 P: 20	R: 0 E: 0 K: 1 S: 10	H: 0 LOB: 0 BB: 0 P: 15	R: 0 E: 1 K: 3 S: 20	H: 2 LOB: 3 BB: 0 P: 25	1B: 7 2B: 1 3B: 0 HR: 1	SF: 1 SAC: 0 DP: 1 HBP: 0	WP: 1 PB: 0 SB: 0 CS: 0	PA: 33
<b>PITCHER</b>	IP WLS BF H R ER SO BB IBB HBP BLK WP HR S P ERA WHIP																			
22 Ian Kennedy, R (1, 1) ERA: 3.63 29 Troy Patton, L (8, 1) ERA: 5.84 59 Kevin Quackenbush, R (8, 1) ERA: 2.93	7.0 L 27 7 5 5 3 0 0 0 0 0 1 70 106 6.43 1.000																			

AB 31  
R 2  
H 5  
RBI 2  
BB 2  
SO 6  
LOB 14



AB 32  
R 5  
H 9  
RBI 5  
BB 0  
SO 6  
LOB 14





Batter	1	2	3	4	5	6	7	8	9	AB	R	H	RBI	BB	SO	LOB	TOP										
13 Chris Denorfia, R OBP: 0.308, SLG: 0.360	G4-3		G6-3		FC6-4			FC6-4		4	0	1	0	0	0	2	<b>San Diego Padres @ Philadelphia Phillies</b> Citizens Bank Park, Philadelphia, PA Wed Jun 11 2014, 7:08 PM - 10:02 PM EDT Att: 25,398 - Cloudy - 68 F										
2 Everth Cabrera, S OBP: 0.290, SLG: 0.314	K			K	K			FC6-4		4	0	0	0	0	3	2											
18 Carlos Quentin, R OBP: 0.308, SLG: 0.345 56 Joaquin Benoit, R OBP: 0.251, SLG: 0.341	K			P2		G1-3		K		4	0	0	0	0	2	1											
23 Yonder Alonso, L OBP: 0.251, SLG: 0.341	K							K		0	0	0	0	0	0	0											
7 Chase Headley, S OBP: 0.283, SLG: 0.325		K								3	0	1	0	0	2	0											
14 Tommy Medica, R OBP: 0.308, SLG: 0.492 50 Nick Vincent, R OBP: 0.290, SLG: 0.418	F9					F9				4	0	1	0	0	0	1											
44 René Rivera, R OBP: 0.290, SLG: 0.418	G6-3									0	0	0	0	0	0	0											
24 Cameron Maybin, R OBP: 0.336, SLG: 0.434										3	0	0	0	1	1	1											
3 Jace Peterson, L OBP: 0.167, SLG: 0.118										3	0	1	0	0	1	3											
38 Tyson Ross, R OBP: 0.125, SLG: 0.125 25 Will Venable, L OBP: 0.276, SLG: 0.304										2	0	0	0	0	1	0											
Inning Stats	R: 0 H: 0 E: 0 K: 2 S: 10	H: 0 LOB: 0 BB: 0 P: 17	R: 0 H: 0 E: 0 K: 1 S: 9	H: 0 LOB: 0 BB: 0 P: 13	R: 0 H: 1 E: 0 K: 1 S: 9	H: 1 LOB: 1 BB: 0 P: 12	R: 0 H: 2 E: 0 K: 2 S: 15	H: 2 LOB: 3 BB: 1 P: 26	R: 0 H: 1 E: 0 K: 1 S: 7	H: 1 LOB: 1 BB: 0 P: 10	R: 0 H: 0 E: 0 K: 1 S: 7	H: 0 LOB: 0 BB: 0 P: 8	R: 0 H: 0 E: 0 K: 1 S: 7	H: 0 LOB: 0 BB: 0 P: 13	R: 0 H: 1 E: 0 K: 2 S: 12	H: 1 LOB: 1 BB: 0 P: 16	R: 0 H: 0 E: 0 K: 1 S: 12	H: 0 LOB: 0 BB: 0 P: 17	1B: 4 2B: 1 3B: 0 HR: 0	SF: 0 SAC: 1 DP: 0 HBP: 1	WP: 0 PB: 0 SB: 0 CS: 1	PA: 33					
PITCHER	IP	WLS	BF	H	R	ER	SO	BB	IBB	HBP	BLK	WP	HR	S	P	ERA	WHIP										
35 Cole Hamels, L ERA: 3.07 58 Jonathan Papelbon, R ERA: 1.42	8.0		30	5	0	0	11	1	0	0	0	0	0	76	115	0.00	0.750										
58 Jonathan Papelbon, R ERA: 1.42	1.0	W	3	0	0	0	1	0	0	1	0	0	0	12	17	0.00	0.000										

Batter	1	2	3	4	5	6	7	8	9	AB	R	H	RBI	BB	SO	LOB	BOTTOM										
2 Ben Revere, L OBP: 0.302, SLG: 0.341	G4-3		SH2-3		F8					3	0	1	0	0	0	1	<b>San Diego Padres @ Philadelphia Phillies</b> Citizens Bank Park, Philadelphia, PA Wed Jun 11 2014, 7:08 PM - 10:02 PM EDT Att: 25,398 - Cloudy - 68 F										
11 Jimmy Rollins, S OBP: 0.345, SLG: 0.404			K					K		4	0	1	0	0	2	2											
26 Chase Utley, L OBP: 0.371, SLG: 0.492	F9		G4-3							3	0	0	0	1	0	3											
6 Ryan Howard, L OBP: 0.308, SLG: 0.414										3	0	1	0	1	1	2											
3 Marlon Byrd, R OBP: 0.313, SLG: 0.469	K									4	0	0	0	0	4	3											
9 Domonic Brown, L OBP: 0.263, SLG: 0.312										3	1	0	0	1	1	0											
51 Carlos Ruiz, R OBP: 0.390, SLG: 0.393	G6-3									3	1	1	0	0	0	0											
17 Reid Brignac, L OBP: 0.304, SLG: 0.341	K									4	1	1	3	0	2	1											
35 Cole Hamels, L OBP: 0.238, SLG: 0.238 19 Tony Gwynn Jr., L OBP: 0.250, SLG: 0.188 58 Jonathan Papelbon, R ERA: 5.67										2	0	1	0	0	0	1											
Inning Stats	R: 0 H: 1 E: 0 K: 1 S: 14	H: 0 LOB: 2 BB: 1 P: 22	R: 0 H: 0 E: 0 K: 2 S: 9	H: 0 LOB: 0 BB: 0 P: 11	R: 0 H: 1 E: 0 K: 1 S: 11	H: 1 LOB: 1 BB: 0 P: 17	R: 0 H: 0 E: 0 K: 1 S: 8	H: 0 LOB: 0 BB: 0 P: 12	R: 0 H: 1 E: 0 K: 1 S: 9	H: 1 LOB: 1 BB: 0 P: 14	R: 0 H: 1 E: 1 K: 1 S: 8	H: 1 LOB: 1 BB: 0 P: 10	R: 0 H: 0 E: 0 K: 0 S: 7	H: 0 LOB: 0 BB: 0 P: 11	R: 0 H: 1 E: 0 K: 2 S: 9	H: 1 LOB: 2 BB: 1 P: 20		R: 3 H: 1 E: 0 K: 1 S: 10	H: 1 LOB: 0 BB: 1 P: 19	1B: 5 2B: 0 3B: 0 HR: 1	SF: 0 SAC: 1 DP: 1 HBP: 1	WP: 0 PB: 0 SB: 4 CS: 0	PA: 35				
PITCHER	IP	WLS	BF	H	R	ER	SO	BB	IBB	HBP	BLK	WP	HR	S	P	ERA	WHIP										
38 Tyson Ross, R ERA: 2.97 56 Joaquin Benoit, R ERA: 1.57 50 Nick Vincent, R ERA: 5.67	7.0		26	4	0	0	7	1	0	0	0	0	0	66	9	0.00	0.714										
56 Joaquin Benoit, R ERA: 1.57	1.0	L	5	1	0	0	2	0	1	0	0	0	0	9	20	0.00	1.000										
50 Nick Vincent, R ERA: 5.67	0.1	L	4	1	3	3	1	1	0	1	0	0	1	10	19	81.00	6.000										





Batter	1	2	3	4	5	6	7	8	9	AB	R	H	RBI	BB	SO	LOB	TOP				
25 Will Venable, L (1,9) OBP: 0.281, SLG: 0.308										4	1	2	0	0	0	0	<b>San Diego Padres @ Philadelphia Phillies</b> Citizens Bank Park, Philadelphia, PA Thu Jun 12 2014, 1:10 PM - 4:13 PM EDT Att: 29,372 - Drizzlie - 70 F <a href="http://livebaseballscorecards.com">livebaseballscorecards.com</a>				
2 Everth Cabrera, S (1,6) OBP: 0.260, SLG: 0.313										4	0	1	0	0	0	2					
12 Seth Smith, L (1,7) OBP: 0.393, SLG: 0.522										3	1	0	0	0	0	2					
14 Tommy Medica, R (6,PH) OBP: 0.303, SLG: 0.484										1	0	0	0	0	1	0					
7 Chase Headley, S (1,5) OBP: 0.283, SLG: 0.329										4	0	1	1	0	1	0					
23 Yonder Alonso, L (1,3) OBP: 0.251, SLG: 0.340										4	0	1	0	0	2	1					
24 Cameron Maybin, R (1,8) OBP: 0.328, SLG: 0.422										3	0	0	0	0	0	1					
54 Alex Torres, L (7,1)										0	0	0	0	0	0	0					
29 Troy Patton, S (8,1)										0	0	0	0	0	0	0					
44 René Rivera, R (9,PH) OBP: 0.287, SLG: 0.413										1	0	0	0	0	0	0					
8 Yasmani Grandal, S (1,2) OBP: 0.266, SLG: 0.379										4	1	1	1	0	0	1					
5 Alexi Amarista, L (1,4) OBP: 0.267, SLG: 0.275										4	0	1	0	0	1	0					
53 Eric Stults, L (1,1) OBP: 0.125, SLG: 0.188										2	0	1	0	0	1	1					
33 Dale Thayer, R (6,1)										0	0	0	0	0	0	0					
13 Chris Denorfia, R (6,9) OBP: 0.306, SLG: 0.358										1	0	0	0	0	0	0					
<b>Inning Stats</b>	R: 2 H: 3 E: 1 K: 1 S: 13	H: 3 R: 0 ER: 0 LOB: 1 BB: 0 P: 23	R: 0 H: 2 E: 0 K: 0 S: 9	H: 2 R: 0 ER: 0 LOB: 2 BB: 0 P: 17	R: 0 H: 0 E: 0 K: 2 S: 10	H: 0 R: 0 ER: 0 LOB: 0 BB: 0 P: 14	R: 0 H: 1 E: 0 K: 2 S: 15	H: 1 R: 0 ER: 0 LOB: 1 BB: 0 P: 19	R: 0 H: 0 E: 0 K: 0 S: 9	H: 0 R: 0 ER: 0 LOB: 0 BB: 0 P: 13	R: 0 H: 1 E: 0 K: 0 S: 14	H: 1 R: 0 ER: 0 LOB: 1 BB: 0 P: 19	R: 0 H: 0 E: 0 K: 0 S: 11	H: 0 R: 0 ER: 0 LOB: 0 BB: 0 P: 16	R: 0 H: 0 E: 0 K: 1 S: 10	H: 0 R: 0 ER: 0 LOB: 0 BB: 0 P: 13	R: 1 H: 1 E: 0 K: 1 S: 8	H: 1 R: 0 ER: 0 LOB: 0 BB: 0 P: 15	1B: 6 2B: 1 3B: 0 HR: 1	SF: 0 SAC: 0 DP: 0 HBP: 0	WP: 0 PA: 35 PB: 0 SB: 0 CS: 0
<b>PITCHER</b>	IP WLS BF H R ER SO BB IBB HBP BLK WP HR S P ERA WHIP																				
38 Kyle Kendrick, R (1,1) ERA: 4.09	6.0 W 25 7 2 1 5 0 0 0 0 0 0 0 70 105 1.50 1.167																				
59 Antonio Bastardo, L (7,1) ERA: 3.34	1.0 H 3 0 0 0 0 0 0 0 0 0 0 0 11 16 0.00 0.000																				
63 Jake Diekman, L (8,1) ERA: 4.7	1.0 3 0 0 0 1 0 0 0 0 0 0 0 10 13 0.00 0.000																				
43 Mario Hollands, L (9,1) ERA: 2.82	0.2 2 0 0 0 0 0 0 0 0 0 0 0 3 5 0.00 0.000																				
53 Ken Giles, R (9,1) ERA: 27.6	0.1 2 1 1 1 1 0 0 0 0 0 0 1 5 10 27.00 3.000																				

Batter	1	2	3	4	5	6	7	8	9	AB	R	H	RBI	BB	SO	LOB	BOTTOM		
2 Ben Revere, L (1,8) OBP: 0.306, SLG: 0.348										4	1	2	0	0	0	1	<b>San Diego Padres @ Philadelphia Phillies</b> Citizens Bank Park, Philadelphia, PA Thu Jun 12 2014, 1:10 PM - 4:13 PM EDT Att: 29,372 - Drizzlie - 70 F <a href="http://livebaseballscorecards.com">livebaseballscorecards.com</a>		
43 Mario Hollands, L (9,1)										3	1	1	1	1	0	2			
11 Jimmy Rollins, S (1,6) OBP: 0.347, SLG: 0.403										3	1	1	1	1	0	2			
26 Chase Utley, L (1,4) OBP: 0.373, SLG: 0.490										3	1	1	0	1	0	2			
3 Marlon Byrd, R (1,9) OBP: 0.312, SLG: 0.465										4	1	1	0	0	0	5			
15 John Mayberry Jr., R (1,3) OBP: 0.365, SLG: 0.591										4	1	3	3	0	0	1			
9 Dominic Brown, L (1,7) OBP: 0.263, SLG: 0.312										3	1	1	1	0	0	0			
21 Wil Nieves, R (1,2) OBP: 0.245, SLG: 0.354										4	1	0	0	0	0	3			
16 César Hernández, S (1,5) OBP: 0.232, SLG: 0.155										2	0	0	0	0	1	1			
6 Ryan Howard, L (6,PH) OBP: 0.339, SLG: 0.425										1	0	0	0	0	1	2			
59 Antonio Bastardo, R (7,1) ERA: 1.95										0	0	0	0	0	0	0			
63 Jake Diekman, R (8,1) OBP: 0.277, SLG: 0.188										0	0	0	0	0	0	0			
19 Tony Gwynn Jr., L (8,8) OBP: 0.277, SLG: 0.188										1	0	0	0	0	0	0			
38 Kyle Kendrick, R (1,1) OBP: 0.115, SLG: 0.080										1	0	0	0	1	1	0			
17 Reid Brignac, L (6,PH) OBP: 0.313, SLG: 0.372										2	0	1	2	0	0	0			
<b>Inning Stats</b>	R: 1 H: 2 E: 0 K: 0 S: 11	H: 2 R: 0 ER: 0 LOB: 0 BB: 0 P: 15	R: 0 H: 0 E: 0 K: 1 S: 6	H: 0 R: 0 ER: 0 LOB: 0 BB: 1 P: 9	R: 0 H: 0 E: 0 K: 0 S: 11	H: 0 R: 0 ER: 0 LOB: 1 BB: 1 P: 18	R: 1 H: 2 E: 0 K: 0 S: 11	H: 2 R: 0 ER: 0 LOB: 1 BB: 0 P: 17	R: 0 H: 2 E: 0 K: 1 S: 9	H: 2 R: 0 ER: 0 LOB: 2 BB: 0 P: 13	R: 2 H: 3 E: 0 K: 1 S: 22	H: 3 R: 0 ER: 0 LOB: 1 BB: 2 P: 30	R: 3 H: 1 E: 0 K: 0 S: 14	H: 1 R: 0 ER: 0 LOB: 0 BB: 2 P: 27	R: 0 H: 0 E: 0 K: 0 S: 8	H: 0 R: 0 ER: 0 LOB: 0 BB: 0 P: 12	1B: 5 2B: 4 3B: 0 HR: 1	SF: 1 SAC: 1 DP: 0 HBP: 0	WP: 0 PA: 37 PB: 0 SB: 0 CS: 0
<b>PITCHER</b>	IP WLS BF H R ER SO BB IBB HBP BLK WP HR S P ERA WHIP																		
53 Eric Stults, L (1,1) ERA: 5.79	5.0 L 24 8 4 0 4 2 1 0 0 0 0 0 0 54 81 7.20 1.800																		
33 Dale Thayer, R (6,1) ERA: 2.22	1.0 4 1 0 0 1 0 0 0 0 0 0 0 16 21 0.00 1.000																		
54 Alex Torres, L (7,1) ERA: 1.95	1.0 6 1 3 3 0 2 0 0 0 0 0 1 14 27 27.00 3.000																		
29 Troy Patton, L (8,1) ERA: 5.4	1.0 3 0 0 0 0 0 0 0 0 0 0 0 8 12 0.00 0.000																		



Batter	1	2	3	4	5	6	7	8	9	AB	R	H	RBI	BB	SO	LOB	TOP										
8 Chris Coghlan, L (1.7) OBP: 0.278, SLG: 0.297										4	0	1	0	0	1	0	<b>Chicago Cubs @ Philadelphia Phillies</b> Citizens Bank Park, Philadelphia, PA Fri Jun 13 2014, 7:09 PM - 9:58 PM EDT Att: 26,154 - Cloudy - 72 F										
6 Ryan Sweeney, L (1.8) OBP: 0.246, SLG: 0.220										4	0	0	0	0	0	1											
44 Anthony Rizzo, L (1.3) OBP: 0.406, SLG: 0.500										2	1	1	0	2	0	0											
13 Starlin Castro, R (1.6) OBP: 0.318, SLG: 0.454										3	1	1	2	0	1	3											
24 Luis Valbuena, L (1.5) OBP: 0.388, SLG: 0.452										4	0	0	0	0	2	3											
19 Nate Schierholtz, L (1.9) OBP: 0.270, SLG: 0.312										3	0	1	0	0	1	0											
12 John Baker, L (1.2) OBP: 0.207, SLG: 0.173										3	0	0	0	0	2	0											
15 Darwin Barney, R (1.4) OBP: 0.258, SLG: 0.289										3	0	0	0	0	1	0											
49 Jake Arrieta, R (1.1) OBP: 0.154, SLG: 0.154										2	0	0	0	0	1	0											
30 Mike Olt, R (8,PH) OBP: 0.231, SLG: 0.362										1	0	0	0	0	1	0											
46 Pedro Strop, R (8.1)										0	0	0	0	0	0	0											
54 Neil Ramirez, R (9.1)										0	0	0	0	0	0	0											
<b>Inning Stats</b>	R: 0 E: 0 K: 1 S: 13	H: 1 LOB: 2 BB: 1 P: 23	R: 0 E: 0 K: 2 S: 9	H: 0 LOB: 0 BB: 0 P: 13	R: 0 E: 0 K: 2 S: 9	H: 0 LOB: 0 BB: 0 P: 12	R: 2 E: 0 K: 0 S: 8	H: 2 LOB: 0 BB: 1 P: 18	R: 0 E: 0 K: 1 S: 7	H: 0 LOB: 0 BB: 0 P: 10	R: 0 E: 0 K: 1 S: 8	H: 0 LOB: 0 BB: 0 P: 12	R: 0 E: 0 K: 2 S: 8	H: 0 LOB: 0 BB: 0 P: 11	R: 0 E: 0 K: 1 S: 7	H: 0 LOB: 0 BB: 0 P: 10	R: 0 E: 0 K: 1 S: 10	H: 1 LOB: 0 BB: 0 P: 13	1B: 3 2B: 0 3B: 0 HR: 1	SF: 0 SAC: 0 DP: 1 HBP: 1	WP: 0 PB: 0 SB: 0 CS: 0	PA: 32					
<b>PITCHER</b>	IP	WLS	BF	H	R	ER	SO	BB	IBB	HBP	BLK	WP	HR	S	P	ERA	WHIP										
27 Roberto Hernandez, R (1.1) ERA: 4.26	5.2	L	22	3	2	2	5	2	0	1	0	0	1	49	81	3.18	0.882										
43 Mario Hollands, L (6.1) ERA: 2.78	0.1		1	0	0	0	1	0	0	0	0	0	0	5	7	0.00	0.000										
59 Antonio Bastardo, L (7.1) ERA: 3.13	2.0		6	0	0	0	3	0	0	0	0	0	0	15	21	0.00	0.000										
30 Justin De Fratus, R (9.1) ERA: 2.4	1.0		3	1	0	0	1	0	0	0	0	0	0	10	13	0.00	1.000										

Batter	1	2	3	4	5	6	7	8	9	AB	R	H	RBI	BB	SO	LOB	BOTTOM										
19 Tony Gwynn Jr., L (1.8) OBP: 0.268, SLG: 0.179										3	0	0	0	0	3	1	<b>Chicago Cubs @ Philadelphia Phillies</b> Citizens Bank Park, Philadelphia, PA Fri Jun 13 2014, 7:09 PM - 9:58 PM EDT Att: 26,154 - Cloudy - 72 F										
59 Antonio Bastardo, R (7.1)										0	0	0	0	0	0	0											
15 John Mayberry Jr., R (8,PH) OBP: 0.355, SLG: 0.582										1	0	0	0	0	0	1											
30 Justin De Fratus, S (9.1)										0	0	0	0	0	0	0											
11 Jimmy Rollins, S (1.6) OBP: 0.346, SLG: 0.405										4	1	1	0	0	1	0											
26 Chase Utley, L (1.4) OBP: 0.368, SLG: 0.481										4	0	0	0	0	0	1											
6 Ryan Howard, L (1.3) OBP: 0.303, SLG: 0.406										4	0	0	0	0	2	1											
3 Marlon Byrd, R (1.9) OBP: 0.315, SLG: 0.463										3	0	1	0	1	2	0											
9 Dominic Brown, L (1.7) OBP: 0.266, SLG: 0.320										4	0	2	1	0	1	1											
51 Carlos Ruiz, R (1.2) OBP: 0.387, SLG: 0.390										4	0	1	0	0	1	3											
17 Reid Brignac, L (1.5) OBP: 0.314, SLG: 0.356										2	0	0	0	1	0	2											
27 Roberto Hernandez, R (1.1)										0	0	0	0	0	0	0											
43 Mario Hollands, L (6.1)										0	0	0	0	0	0	0											
2 Ben Revere, L (6,PH) OBP: 0.303, SLG: 0.345										2	0	0	0	0	1	1											
<b>Inning Stats</b>	R: 0 E: 0 K: 1 S: 7	H: 0 LOB: 0 BB: 0 P: 12	R: 0 E: 0 K: 1 S: 10	H: 0 LOB: 0 BB: 0 P: 15	R: 0 E: 0 K: 1 S: 9	H: 0 LOB: 1 BB: 1 P: 18	R: 0 E: 0 K: 1 S: 9	H: 0 LOB: 0 BB: 0 P: 17	R: 0 E: 0 K: 1 S: 10	H: 1 LOB: 1 BB: 0 P: 12	R: 0 E: 0 K: 2 S: 10	H: 0 LOB: 0 BB: 0 P: 13	R: 0 E: 0 K: 2 S: 9	H: 1 LOB: 0 BB: 0 P: 13	R: 0 E: 0 K: 0 S: 9	H: 1 LOB: 1 BB: 0 P: 14	R: 1 E: 0 K: 2 S: 18	H: 2 LOB: 2 BB: 1 P: 26	1B: 3 2B: 2 3B: 0 HR: 0	SF: 0 SAC: 1 DP: 0 HBP: 0	WP: 1 PB: 0 SB: 0 CS: 0	PA: 34					
<b>PITCHER</b>	IP	WLS	BF	H	R	ER	SO	BB	IBB	HBP	BLK	WP	HR	S	P	ERA	WHIP										
49 Jake Arrieta, R (1.1) ERA: 2.09	7.0	W	24	2	0	0	9	1	0	0	0	0	0	64	100	0.00	0.429										
46 Pedro Strop, R (8.1) ERA: 4.12	1.0	H	4	1	0	0	0	0	0	0	0	1	0	9	14	0.00	1.000										
54 Neil Ramirez, R (9.1) ERA: 1.13	1.0	S	6	2	1	1	2	1	0	0	0	0	0	18	26	9.00	3.000										



Batter	1	2	3	4	5	6	7	8	9	AB	R	H	RBI	BB	SO	LOB	TOP					
21 Junior Lake, R OBP: 0.268, SLG: 0.426										4	0	0	0	0	2	1	<b>Chicago Cubs @ Philadelphia Phillies</b> Citizens Bank Park, Philadelphia, PA Sat Jun 14 2014, 3:07 PM - 6:11 PM EDT Att: 31,524 - Partly Cloudy - 78 F					
20 Justin Ruggiano, R OBP: 0.386, SLG: 0.448										3	1	2	1	1	1	0						
44 Anthony Rizzo, L OBP: 0.408, SLG: 0.500										4	1	2	0	0	0	2						
13 Starlin Castro, R OBP: 0.320, SLG: 0.452										3	0	1	0	1	1	1						
24 Luis Valbuena, L OBP: 0.390, SLG: 0.471										4	1	2	2	0	0	1						
19 Nate Schierholtz, L OBP: 0.265, SLG: 0.306										4	0	0	0	0	0	3						
30 Mike Olt, R OBP: 0.232, SLG: 0.379										4	1	1	1	0	2	1						
32 Eli Whiteside, R OBP: 0.063, SLG: 0.067										3	0	1	0	0	1	0						
12 John Baker, L OBP: 0.205, SLG: 0.171										1	0	0	0	0	1	0						
36 Edwin Jackson, R OBP: 0.077, SLG: 0.115										0	0	0	0	0	0	0						
8 Chris Coghlan, L OBP: 0.274, SLG: 0.292										0	0	0	0	0	0	0						
40 James Russell, L OBP: 0.255, SLG: 0.217										0	0	0	0	0	0	0						
6 Ryan Sweeney, L OBP: 0.232, SLG: 0.217										1	0	0	0	0	0	0						
<b>Inning Stats</b>	R: 0 E: 0 K: 1 S: 10	H: 2 LOB: 1 BB: 0 P: 18	R: 1 E: 0 K: 1 S: 14	H: 1 LOB: 0 BB: 22 P: 20	R: 1 E: 0 K: 1 S: 7	H: 1 LOB: 0 BB: 0 P: 9	R: 1 E: 0 K: 1 S: 10	H: 1 LOB: 0 BB: 0 P: 17	R: 0 E: 0 K: 0 S: 10	H: 0 LOB: 1 BB: 1 P: 20	R: 0 E: 0 K: 1 S: 8	H: 0 LOB: 0 BB: 0 P: 14	R: 1 E: 0 K: 1 S: 11	H: 3 LOB: 1 BB: 0 P: 16	R: 0 E: 0 K: 2 S: 9	H: 0 LOB: 0 BB: 0 P: 14	1B: 6 2B: 0 3B: 0 HR: 3	SF: 0 SAC: 1 DP: 1 HBP: 0	WP: 0 PB: 0 SB: 0 CS: 0	PA: 36		
<b>PITCHER</b>	IP WLS BF H R ER SO BB IBB HBP BLK WP HR S P ERA WHIP	5.0 W 21 6 3 3 5 1 0 0 0 0 3 51 84 5.40 1.400	1.0 4 0 0 0 0 1 0 0 0 0 0 8 14 0.00 1.000	1.0 5 3 1 1 1 0 0 0 0 0 0 11 16 9.00 3.000	1.0 S 3 0 0 0 2 0 0 0 0 0 0 9 14 0.00 0.000																	

AB 33  
R 4  
H 9  
RBI 4  
BB 2  
SO 9  
LOB 9



Batter	1	2	3	4	5	6	7	8	9	AB	R	H	RBI	BB	SO	LOB	BOTTOM				
2 Ben Revere, L OBP: 0.301, SLG: 0.342										5	0	1	1	0	0	1	<b>Chicago Cubs @ Philadelphia Phillies</b> Citizens Bank Park, Philadelphia, PA Sat Jun 14 2014, 3:07 PM - 6:11 PM EDT Att: 31,524 - Partly Cloudy - 78 F				
11 Jimmy Rollins, S OBP: 0.344, SLG: 0.402										4	1	1	0	0	1	1					
26 Chase Utley, L OBP: 0.366, SLG: 0.490										4	1	1	1	0	0	1					
6 Ryan Howard, L OBP: 0.302, SLG: 0.401										3	0	0	0	1	0	1					
3 Marlon Byrd, R OBP: 0.321, SLG: 0.478										3	2	2	0	1	0	1					
9 Dominic Brown, L OBP: 0.266, SLG: 0.332										4	1	1	3	0	1	3					
51 Carlos Ruiz, R OBP: 0.389, SLG: 0.393										4	1	2	1	0	1	1					
17 Reid Brignac, L OBP: 0.327, SLG: 0.388										4	1	2	0	0	0	0					
55 David Buchanan, R OBP: 0.077, SLG: 0.115										1	0	0	0	1	1	2					
7 Ronny Cedeno, R OBP: 0.077, SLG: 0.115										1	0	0	0	0	0	2					
43 Mario Hollands, L OBP: 0.255, SLG: 0.217										0	0	0	0	0	0	0					
30 Justin De Fratus, S OBP: 0.255, SLG: 0.217										0	0	0	0	0	0	0					
63 Jake Diekmann, R OBP: 0.255, SLG: 0.217										0	0	0	0	0	0	0					
15 John Mayberry Jr., R OBP: 0.255, SLG: 0.217										0	0	0	0	0	0	0					
58 Jonathan Papelbon, R OBP: 0.255, SLG: 0.217										0	0	0	0	0	0	0					
<b>Inning Stats</b>	R: 1 E: 0 K: 0 S: 8	H: 1 LOB: 0 BB: 0 P: 14	R: 3 E: 1 K: 1 S: 17	H: 4 LOB: 1 BB: 0 P: 26	R: 0 E: 0 K: 1 S: 11	H: 1 LOB: 1 BB: 0 P: 14	R: 0 E: 0 K: 0 S: 8	H: 0 LOB: 1 BB: 1 P: 14	R: 3 E: 0 K: 0 S: 17	H: 4 LOB: 2 BB: 1 P: 33	R: 0 E: 0 K: 1 S: 7	H: 0 LOB: 0 BB: 0 P: 11	R: 0 E: 0 K: 1 S: 9	H: 0 LOB: 1 BB: 1 P: 15	R: 0 E: 0 K: 0 S: 8	H: 0 LOB: 0 BB: 0 P: 13	1B: 5 2B: 2 3B: 1 HR: 2	SF: 0 SAC: 0 DP: 0 HBP: 0	WP: 0 PB: 0 SB: 1 CS: 0	PA: 37	
<b>PITCHER</b>	IP WLS BF H R ER SO BB IBB HBP BLK WP HR S P ERA WHIP	4.2 L 24 8 7 6 2 2 0 0 0 0 0 2 56 91 11.57 2.143	1.1 6 2 0 0 1 0 0 0 0 0 0 12 21 0.00 1.500	2.0 7 0 0 0 1 1 0 0 0 0 0 0 17 28 0.00 0.500																	

AB 34  
R 7  
H 10  
RBI 6  
BB 3  
SO 4  
LOB 13





Batter	1	2	3	4	5	6	7	8	9	AB	R	H	RBI	BB	SO	LOB	TOP			
24 Luis Valbuena, L (1.5) OBP: 0.382, SLG: 0.460	P6		K		K		F8			4	0	0	0	0	2	1	<b>Chicago Cubs @ Philadelphia Phillies</b> Citizens Bank Park, Philadelphia, PA Sun Jun 15 2014, 1:40 PM - 4:16 PM EDT Att: 41,238 - Sunny - 80 F			
20 Justin Ruggiano, R (1.7) OBP: 0.381, SLG: 0.437	B1-3		44 G3-1 13 1B 44 WP		K		G5-3			4	1	1	0	0	1	1				
44 Anthony Rizzo, L (1.3) OBP: 0.406, SLG: 0.509	HR		G3-1		G6-3			L9		4	1	1	1	0	0	2				
13 Starlin Castro, R (1.6) OBP: 0.326, SLG: 0.461	1B		6 1B		6 S 19 2B			K		4	1	3	1	0	1	0				
6 Ryan Sweeney, L (1.8) OBP: 0.243, SLG: 0.219	1B		3-H 1B		F9			L7		4	0	1	0	0	0	2				
19 Nate Schierholz, L (1.9) OBP: 0.265, SLG: 0.310	F8		G4-3		2B			K		4	0	1	1	0	1	2				
15 Darwin Barney, R (1.4) OBP: 0.250, SLG: 0.280	P4		F9		L8			P5		4	0	0	0	0	0	1				
32 Eli Whiteside, R (1.2) OBP: 0.050, SLG: 0.053	F9		L4		P3			K		4	0	0	0	0	1	1				
37 Travis Wood, R (1.1) OBP: 0.300, SLG: 0.500	P5				1B					3	0	1	0	0	0	0				
54 Neil Ramirez, R (9.1)										0	0	0	0	0	0	0				
<b>Inning Stats</b>	R: 1 H: 3 E: 0 K: 0 S: 10	H: 3 LOB: 2 BB: 0 P: 14	R: 0 H: 0 E: 0 K: 0 S: 7	H: 0 LOB: 0 BB: 0 P: 10	R: 1 H: 2 E: 0 K: 1 S: 14	H: 2 LOB: 1 BB: 0 P: 22	R: 0 H: 0 E: 0 K: 0 S: 4	H: 0 LOB: 0 BB: 0 P: 5	R: 0 H: 1 E: 0 K: 2 S: 10	H: 1 LOB: 1 BB: 0 P: 14	R: 1 H: 2 E: 0 K: 0 S: 14	H: 2 LOB: 1 BB: 0 P: 23	R: 0 H: 0 E: 0 K: 1 S: 6	H: 0 LOB: 0 BB: 0 P: 9	R: 0 H: 0 E: 0 K: 2 S: 9	H: 0 LOB: 0 BB: 0 P: 11	1B: 5 2B: 2 3B: 0 HR: 1	SF: 0 SAC: 0 DP: 0 HBP: 0	WP: 1 PB: 0 SB: 1 CS: 0	PA: 35
<b>PITCHER</b>	IP WLS BF H R ER SO BB IBB HBP BLK WP HR S P ERA WHIP	IP WLS BF H R ER SO BB IBB HBP BLK WP HR S P ERA WHIP	IP WLS BF H R ER SO BB IBB HBP BLK WP HR S P ERA WHIP	IP WLS BF H R ER SO BB IBB HBP BLK WP HR S P ERA WHIP	IP WLS BF H R ER SO BB IBB HBP BLK WP HR S P ERA WHIP	IP WLS BF H R ER SO BB IBB HBP BLK WP HR S P ERA WHIP	IP WLS BF H R ER SO BB IBB HBP BLK WP HR S P ERA WHIP	IP WLS BF H R ER SO BB IBB HBP BLK WP HR S P ERA WHIP	IP WLS BF H R ER SO BB IBB HBP BLK WP HR S P ERA WHIP	IP WLS BF H R ER SO BB IBB HBP BLK WP HR S P ERA WHIP	IP WLS BF H R ER SO BB IBB HBP BLK WP HR S P ERA WHIP	IP WLS BF H R ER SO BB IBB HBP BLK WP HR S P ERA WHIP	IP WLS BF H R ER SO BB IBB HBP BLK WP HR S P ERA WHIP	IP WLS BF H R ER SO BB IBB HBP BLK WP HR S P ERA WHIP	IP WLS BF H R ER SO BB IBB HBP BLK WP HR S P ERA WHIP	IP WLS BF H R ER SO BB IBB HBP BLK WP HR S P ERA WHIP	IP WLS BF H R ER SO BB IBB HBP BLK WP HR S P ERA WHIP	IP WLS BF H R ER SO BB IBB HBP BLK WP HR S P ERA WHIP		
34 A.J. Burnett, R (1.1) ERA: 4.17	8.0	L	32	8	3	3	4	0	0	0	0	0	0	0	0	0	3.38	1.000		
53 Ken Giles, R (9.1) ERA: 6.75	1.0	S	3	0	0	0	2	0	0	0	0	0	0	0	0	0	0.00	0.000		

AB	35
R	3
H	8
RBI	3
BB	0
SO	6
LOB	10



Batter	1	2	3	4	5	6	7	8	9	AB	R	H	RBI	BB	SO	LOB	BOTTOM			
2 Ben Revere, L (1.8) OBP: 0.304, SLG: 0.342	26 S BB		P6			11 1B 1B		G3		3	0	1	0	1	0	1	<b>Chicago Cubs @ Philadelphia Phillies</b> Citizens Bank Park, Philadelphia, PA Sun Jun 15 2014, 1:40 PM - 4:16 PM EDT Att: 41,238 - Sunny - 80 F			
11 Jimmy Rollins, S (1.6) OBP: 0.343, SLG: 0.400	L5		P3			1B		G5-3		4	0	1	0	0	0	2				
26 Chase Utley, L (1.4) OBP: 0.361, SLG: 0.482	K		F7			1B		F6		4	0	0	0	0	1	4				
3 Marlon Byrd, R (1.9) OBP: 0.316, SLG: 0.470	K		F7			P6		F8		4	0	0	0	0	1	3				
51 Carlos Ruiz, R (1.2) OBP: 0.387, SLG: 0.387	P5				BB			L7		3	0	0	0	1	1	0				
9 Dominic Brown, L (1.7) OBP: 0.262, SLG: 0.326	G3-1		K			K		L9		4	0	0	0	0	1	1				
15 John Mayberry Jr., R (1.3) OBP: 0.350, SLG: 0.557	P6		P6			P6		F7		2	0	0	0	1	0	1				
7 Ronny Cedeno, R (1.5)			K			F7		FC5-4 BB		3	0	0	0	0	1	2				
34 A.J. Burnett, R (1.1) ERA: 4.48	8.0	W	30	3	0	0	0	0	0	0	0	0	0	0	0	0		0.00	0.750	
16 César Hernández, S (PH) OBP: 0.261, SLG: 0.266	1.0	S	3	0	0	0	0	0	0	0	0	0	0	0	0	0		0.00	0.000	
53 Ken Giles, R (9.1) ERA: 1.06	1.0	S	3	0	0	0	0	0	0	0	0	0	0	0	0	0	0.00	0.000		
<b>Inning Stats</b>	R: 0 H: 0 E: 0 K: 2 S: 14	H: 0 LOB: 1 BB: 1 P: 22	R: 0 H: 0 E: 0 K: 0 S: 5	H: 0 LOB: 0 BB: 0 P: 8	R: 0 H: 0 E: 0 K: 1 S: 6	H: 0 LOB: 0 BB: 0 P: 11	R: 0 H: 0 E: 0 K: 0 S: 7	H: 0 LOB: 0 BB: 0 P: 9	R: 0 H: 2 E: 0 K: 1 S: 8	H: 2 LOB: 2 BB: 0 P: 14	R: 0 H: 0 E: 0 K: 1 S: 11	H: 0 LOB: 1 BB: 1 P: 19	R: 0 H: 1 E: 0 K: 0 S: 10	H: 1 LOB: 1 BB: 0 P: 17	R: 0 H: 0 E: 0 K: 0 S: 6	H: 0 LOB: 0 BB: 0 P: 11	1B: 3 2B: 0 3B: 0 HR: 0	SF: 0 SAC: 0 DP: 0 HBP: 0	WP: 0 PB: 0 SB: 1 CS: 0	PA: 33
<b>PITCHER</b>	IP WLS BF H R ER SO BB IBB HBP BLK WP HR S P ERA WHIP	IP WLS BF H R ER SO BB IBB HBP BLK WP HR S P ERA WHIP	IP WLS BF H R ER SO BB IBB HBP BLK WP HR S P ERA WHIP	IP WLS BF H R ER SO BB IBB HBP BLK WP HR S P ERA WHIP	IP WLS BF H R ER SO BB IBB HBP BLK WP HR S P ERA WHIP	IP WLS BF H R ER SO BB IBB HBP BLK WP HR S P ERA WHIP	IP WLS BF H R ER SO BB IBB HBP BLK WP HR S P ERA WHIP	IP WLS BF H R ER SO BB IBB HBP BLK WP HR S P ERA WHIP	IP WLS BF H R ER SO BB IBB HBP BLK WP HR S P ERA WHIP	IP WLS BF H R ER SO BB IBB HBP BLK WP HR S P ERA WHIP	IP WLS BF H R ER SO BB IBB HBP BLK WP HR S P ERA WHIP	IP WLS BF H R ER SO BB IBB HBP BLK WP HR S P ERA WHIP	IP WLS BF H R ER SO BB IBB HBP BLK WP HR S P ERA WHIP	IP WLS BF H R ER SO BB IBB HBP BLK WP HR S P ERA WHIP	IP WLS BF H R ER SO BB IBB HBP BLK WP HR S P ERA WHIP	IP WLS BF H R ER SO BB IBB HBP BLK WP HR S P ERA WHIP	IP WLS BF H R ER SO BB IBB HBP BLK WP HR S P ERA WHIP			
37 Travis Wood, L (1.1) ERA: 4.48	8.0	W	30	3	0	0	0	0	0	0	0	0	0	0	0	0	0.00	0.750		
54 Neil Ramirez, R (9.1) ERA: 1.06	1.0	S	3	0	0	0	0	0	0	0	0	0	0	0	0	0	0.00	0.000		

AB	30
R	0
H	3
RBI	0
BB	3
SO	6
LOB	14

































Batter	1	2	3	4	5	6	7	8	9	AB	R	H	RBI	BB	SO	LOB	TOP					
23 Jake Marisnick, R OBP: 0.258, SLG: 0.207	G6-3	K			K		G3		K	5	0	0	0	0	3	4						
32 Derek Dietrich, L OBP: 0.342, SLG: 0.432	1B		F8			K		G4-3	1B	5	1	2	1	0	1	0						
27 Giancarlo Stanton, R OBP: 0.399, SLG: 0.985	1B		L8-4	1B		BB		HBP	K	2	1	1	0	1	1	2						
9 Casey McGehee, R OBP: 0.375, SLG: 0.392	2B		L8-4			F8		2B	K	5	0	2	2	0	1	4						
39 Jarrod Saltalamacchia, S OBP: 0.335, SLG: 0.402	F8				K			2B		2	0	0	0	2	1	1						
13 Marcell Ozuna, R OBP: 0.311, SLG: 0.439	G5-3				G5-3			G6-4-3		4	0	0	0	0	0	6						
46 Garrett Jones, L OBP: 0.322, SLG: 0.428		BB			K					2	0	0	0	1	1	0						
10 Jeff Baker, R OBP: 0.268, SLG: 0.327										1	1	0	0	0	0	0						
59 Ed Lucas, R OBP: 0.311, SLG: 0.303	L8				L9				SH	3	1	1	0	0	0	1						
24 Nathan Eovaldi, R OBP: 0.305, SLG: 0.665										3	0	0	0	0	2	2						
40 Mike Dunn, L OBP: 0.322, SLG: 0.428										0	0	0	0	0	0	0						
44 AJ Ramos, R OBP: 0.311, SLG: 0.439										0	0	0	0	0	0	0						
63 Kevin Gregg, R OBP: 0.311, SLG: 0.439										0	0	0	0	0	0	0						
5 Reed Johnson, R OBP: 0.311, SLG: 0.439										1	0	1	1	0	0	0						
41 Chris Hatcher, R OBP: 0.311, SLG: 0.439										0	0	0	0	0	0	0						
<b>Inning Stats</b>	R: 2 H: 2 E: 0 K: 0 S: 17	H: 2 LOB: 1 BB: 0 P: 24	R: 0 H: 0 E: 0 K: 2 S: 11	H: 0 LOB: 1 BB: 1 P: 18	R: 0 H: 1 E: 0 K: 0 S: 7	H: 0 LOB: 0 BB: 0 P: 13	R: 0 H: 0 E: 0 K: 2 S: 9	H: 0 LOB: 0 BB: 0 P: 14	R: 0 H: 0 E: 0 K: 1 S: 9	H: 0 LOB: 0 BB: 2 P: 21	R: 0 H: 1 E: 0 K: 1 S: 7	H: 1 LOB: 1 BB: 0 P: 10	R: 0 H: 1 E: 0 K: 0 S: 5	H: 2 LOB: 2 BB: 1 P: 14	R: 2 H: 2 E: 0 K: 3 S: 21	H: 2 LOB: 2 BB: 0 P: 33	1B: 5 2B: 3 3B: 0 HR: 0	SF: 0 SAC: 1 DP: 2 HBP: 2	WP: 1 PB: 0 SB: 2 CS: 0	PA: 40		
<b>PITCHER</b>	IP WLS BF H R ER SO BB IBB HBP BLK WP HR S P ERA WHIP	IP WLS BF H R ER SO BB IBB HBP BLK WP HR S P ERA WHIP	IP WLS BF H R ER SO BB IBB HBP BLK WP HR S P ERA WHIP	IP WLS BF H R ER SO BB IBB HBP BLK WP HR S P ERA WHIP	IP WLS BF H R ER SO BB IBB HBP BLK WP HR S P ERA WHIP	IP WLS BF H R ER SO BB IBB HBP BLK WP HR S P ERA WHIP	IP WLS BF H R ER SO BB IBB HBP BLK WP HR S P ERA WHIP	IP WLS BF H R ER SO BB IBB HBP BLK WP HR S P ERA WHIP	IP WLS BF H R ER SO BB IBB HBP BLK WP HR S P ERA WHIP	IP WLS BF H R ER SO BB IBB HBP BLK WP HR S P ERA WHIP	IP WLS BF H R ER SO BB IBB HBP BLK WP HR S P ERA WHIP	IP WLS BF H R ER SO BB IBB HBP BLK WP HR S P ERA WHIP	IP WLS BF H R ER SO BB IBB HBP BLK WP HR S P ERA WHIP	IP WLS BF H R ER SO BB IBB HBP BLK WP HR S P ERA WHIP	IP WLS BF H R ER SO BB IBB HBP BLK WP HR S P ERA WHIP	IP WLS BF H R ER SO BB IBB HBP BLK WP HR S P ERA WHIP	IP WLS BF H R ER SO BB IBB HBP BLK WP HR S P ERA WHIP	IP WLS BF H R ER SO BB IBB HBP BLK WP HR S P ERA WHIP	IP WLS BF H R ER SO BB IBB HBP BLK WP HR S P ERA WHIP	IP WLS BF H R ER SO BB IBB HBP BLK WP HR S P ERA WHIP	IP WLS BF H R ER SO BB IBB HBP BLK WP HR S P ERA WHIP	
27 Roberto Hernandez, R ERA: 4.41	6.0	L	24	3	2	2	6	3	0	1	0	0	0	0	1	0	61	104	3.00	1.000		
43 Mario Hollands, L ERA: 2.36	7.1	L	5	1	0	0	1	0	0	0	0	0	0	0	0	0	8	12	0.00	0.750		
30 Justin De Fratus, R ERA: 2.0	8.1	L	4	1	0	0	0	0	1	1	0	0	0	0	0	4	12	0.00	1.500			
59 Antonio Bastardo, L ERA: 2.83	9.1	L	5	2	2	0	1	0	0	0	0	0	0	0	0	14	21	0.00	6.000			
53 Ken Giles, R ERA: 1.8	9.1	L	2	0	0	0	2	0	0	0	0	0	0	0	0	7	12	0.00	0.000			
<b>Batter</b>	1	2	3	4	5	6	7	8	9	AB	R	H	RBI	BB	SO	LOB	BOTTOM					
11 Jimmy Rollins, S OBP: 0.329, SLG: 0.385	1B		F8		P5			F7		4	0	1	0	0	0	2						
51 Carlos Ruiz, R OBP: 0.375, SLG: 0.374	L7		G5-4-3			F7		G6-4-3		4	0	0	0	0	0	3						
26 Chase Utley, L OBP: 0.357, SLG: 0.456	K				F8		F7		L8	4	0	0	0	0	1	1						
6 Ryan Howard, L OBP: 0.316, SLG: 0.429	L8				F8		F7		G4-3	4	0	1	0	0	0	0						
3 Marlon Byrd, R OBP: 0.312, SLG: 0.467	K				L8		F7		L9	4	0	0	0	0	1	1						
25 Cody Asche, L OBP: 0.351, SLG: 0.437	1B				BB		G5-3			3	0	3	0	0	0	0						
9 Domic Brown, L OBP: 0.272, SLG: 0.324	BB				F8					2	0	0	0	1	0	3						
2 Ben Revere, L OBP: 0.290, SLG: 0.325	L8									2	0	0	0	0	0	2						
15 John Mayberry Jr., R OBP: 0.343, SLG: 0.473					L8				K	1	0	0	0	0	1	1						
27 Roberto Hernandez, R ERA: 3.52	6.1	W	24	4	0	0	0	1	0	0	0	0	0	0	0	0	63	9	0.00	1.105		
40 Mike Dunn, L ERA: 3.77	7.1	H	1	0	0	0	0	0	0	0	0	0	0	0	0	4	6	0.00	0.000			
44 AJ Ramos, R ERA: 2.34	7.1	H	1	0	0	0	1	0	0	0	0	0	0	0	0	3	4	0.00	0.000			
63 Kevin Gregg, R ERA: 7.71	8.1	H	3	0	0	0	0	1	0	0	0	0	0	0	0	7	12	0.00	1.000			
41 Chris Hatcher, R ERA: 3.6	9.1	L	3	0	0	0	0	0	0	0	0	0	0	0	0	8	14	0.00	0.000			
<b>Inning Stats</b>	R: 0 H: 1 E: 0 K: 1 S: 12	H: 1 LOB: 1 BB: 0 P: 20	R: 0 H: 1 E: 0 K: 1 S: 12	H: 1 LOB: 1 BB: 1 P: 17	R: 0 H: 1 E: 0 K: 0 S: 11	H: 1 LOB: 0 BB: 0 P: 19	R: 0 H: 2 E: 0 K: 0 S: 8	H: 0 LOB: 0 BB: 0 P: 11	R: 0 H: 0 E: 0 K: 0 S: 5	H: 0 LOB: 0 BB: 0 P: 8	R: 0 H: 0 E: 0 K: 0 S: 8	H: 0 LOB: 0 BB: 0 P: 14	R: 0 H: 1 E: 0 K: 1 S: 14	H: 1 LOB: 1 BB: 0 P: 18	R: 0 H: 0 E: 0 K: 0 S: 7	H: 0 LOB: 0 BB: 1 P: 12	R: 0 H: 0 E: 0 K: 0 S: 8	H: 0 LOB: 0 BB: 0 P: 14	1B: 5 2B: 2 3B: 0 HR: 0	SF: 0 SAC: 0 DP: 3 HBP: 0	WP: 0 PB: 0 SB: 0 CS: 1	PA: 32
<b>PITCHER</b>	IP WLS BF H R ER SO BB IBB HBP BLK WP HR S P ERA WHIP	IP WLS BF H R ER SO BB IBB HBP BLK WP HR S P ERA WHIP	IP WLS BF H R ER SO BB IBB HBP BLK WP HR S P ERA WHIP	IP WLS BF H R ER SO BB IBB HBP BLK WP HR S P ERA WHIP	IP WLS BF H R ER SO BB IBB HBP BLK WP HR S P ERA WHIP	IP WLS BF H R ER SO BB IBB HBP BLK WP HR S P ERA WHIP	IP WLS BF H R ER SO BB IBB HBP BLK WP HR S P ERA WHIP	IP WLS BF H R ER SO BB IBB HBP BLK WP HR S P ERA WHIP	IP WLS BF H R ER SO BB IBB HBP BLK WP HR S P ERA WHIP	IP WLS BF H R ER SO BB IBB HBP BLK WP HR S P ERA WHIP	IP WLS BF H R ER SO BB IBB HBP BLK WP HR S P ERA WHIP	IP WLS BF H R ER SO BB IBB HBP BLK WP HR S P ERA WHIP	IP WLS BF H R ER SO BB IBB HBP BLK WP HR S P ERA WHIP	IP WLS BF H R ER SO BB IBB HBP BLK WP HR S P ERA WHIP	IP WLS BF H R ER SO BB IBB HBP BLK WP HR S P ERA WHIP	IP WLS BF H R ER SO BB IBB HBP BLK WP HR S P ERA WHIP	IP WLS BF H R ER SO BB IBB HBP BLK WP HR S P ERA WHIP	IP WLS BF H R ER SO BB IBB HBP BLK WP HR S P ERA WHIP	IP WLS BF H R ER SO BB IBB HBP BLK WP HR S P ERA WHIP	IP WLS BF H R ER SO BB IBB HBP BLK WP HR S P ERA WHIP	IP WLS BF H R ER SO BB IBB HBP BLK WP HR S P ERA WHIP	IP WLS BF H R ER SO BB IBB HBP BLK WP HR S P ERA WHIP

Miami Marlins @ Philadelphia Phillies  
Citizens Bank Park, Philadelphia, PA  
Mon Jun 23 2014, 7:22 PM - 10:34 PM EDT  
Att: 32,161 - Partly Cloudy - 81 F

AB 33  
R 4  
H 7  
RBI 4  
BB 4  
SO 10  
LOB 20



Miami Marlins @ Philadelphia Phillies  
Citizens Bank Park, Philadelphia, PA  
Mon Jun 23 2014, 7:22 PM - 10:34 PM EDT  
Att: 32,161 - Partly Cloudy - 81 F

AB 30  
R 0  
H 6  
RBI 0  
BB 2  
SO 3  
LOB 13









Batter	1	2	3	4	5	6	7	8	9	AB	R	H	RBI	BB	SO	LOB	TOP								
23 Jake Marisnick, R OBP: 0.225, SLG: 0.162	F9		G5-3		G1-3		F9			4	0	0	0	0	0	1	<b>Miami Marlins @ Philadelphia Phillies</b> Citizens Bank Park, Philadelphia, PA Wed Jun 25 2014, 7:08 PM - 10:01 PM EDT Att: 23,360 - Cloudy - 87 F								
32 Derek Dietrich, L OBP: 0.335, SLG: 0.411	G4-3			G4-3				P4		3	0	0	0	1	0	0									
27 Giancarlo Stanton, R OBP: 0.399, SLG: 0.987	G1-3			13 2B	K			K		4	1	1	0	0	2	2									
9 Casey McGehee, R OBP: 0.373, SLG: 0.392				13 2B	P3			1B		4	1	2	0	0	1	2									
46 Garrett Jones, L OBP: 0.323, SLG: 0.436				13 1B				K		3	0	0	0	1	2	3									
13 Marcell Ozuna, R OBP: 0.312, SLG: 0.440				39 2B				K		4	1	2	1	0	2	0									
39 Jarrod Saltalamacchia, R OBP: 0.346, SLG: 0.411				2H				K		4	0	1	2	0	2	2									
59 Ed Lucas, R OBP: 0.298, SLG: 0.290				2H						4	0	0	0	0	1	1									
37 Henderson Alvarez III, R OBP: 0.233, SLG: 0.207										2	0	0	0	1	2	0									
40 Mike Dunn, L 63 Kevin Gregg, R 31 Steve Cishek, R					23 1B					0	0	0	0	0	0	0									
<b>Inning Stats</b>	R: 0 H: 0 E: 0 K: 0 S: 6	H: 0 LOB: 0 BB: 0 P: 9	R: 0 H: 1 E: 0 K: 1 S: 9	H: 1 LOB: 1 BB: 1 P: 15	R: 0 H: 0 E: 0 K: 1 S: 9	H: 0 LOB: 0 BB: 0 P: 13	R: 3 H: 4 E: 0 K: 2 S: 17	H: 4 LOB: 1 BB: 0 P: 28	R: 0 H: 0 E: 0 K: 1 S: 13	H: 0 LOB: 2 BB: 2 P: 22	R: 0 H: 0 E: 0 K: 2 S: 9	H: 0 LOB: 0 BB: 0 P: 10	R: 0 H: 0 E: 0 K: 1 S: 7	H: 0 LOB: 1 BB: 0 P: 10	R: 0 H: 1 E: 0 K: 2 S: 13	H: 1 LOB: 1 BB: 0 P: 21	R: 0 H: 0 E: 0 K: 2 S: 7	H: 0 LOB: 0 BB: 0 P: 11	1B: 4 2B: 2 3B: 0 HR: 0	SF: 0 SAC: 0 DP: 1 HBP: 0	WP: 0 PB: 0 SB: 0 CS: 0	PA: 35			
<b>PITCHER</b>	IP WLS BF H R ER SO BB IBB HBP BLK WP HR S P ERA WHIP	IP WLS BF H R ER SO BB IBB HBP BLK WP HR S P ERA WHIP	IP WLS BF H R ER SO BB IBB HBP BLK WP HR S P ERA WHIP	IP WLS BF H R ER SO BB IBB HBP BLK WP HR S P ERA WHIP	IP WLS BF H R ER SO BB IBB HBP BLK WP HR S P ERA WHIP	IP WLS BF H R ER SO BB IBB HBP BLK WP HR S P ERA WHIP	IP WLS BF H R ER SO BB IBB HBP BLK WP HR S P ERA WHIP	IP WLS BF H R ER SO BB IBB HBP BLK WP HR S P ERA WHIP	IP WLS BF H R ER SO BB IBB HBP BLK WP HR S P ERA WHIP	IP WLS BF H R ER SO BB IBB HBP BLK WP HR S P ERA WHIP	IP WLS BF H R ER SO BB IBB HBP BLK WP HR S P ERA WHIP	IP WLS BF H R ER SO BB IBB HBP BLK WP HR S P ERA WHIP	IP WLS BF H R ER SO BB IBB HBP BLK WP HR S P ERA WHIP	IP WLS BF H R ER SO BB IBB HBP BLK WP HR S P ERA WHIP	IP WLS BF H R ER SO BB IBB HBP BLK WP HR S P ERA WHIP	IP WLS BF H R ER SO BB IBB HBP BLK WP HR S P ERA WHIP	IP WLS BF H R ER SO BB IBB HBP BLK WP HR S P ERA WHIP	IP WLS BF H R ER SO BB IBB HBP BLK WP HR S P ERA WHIP	IP WLS BF H R ER SO BB IBB HBP BLK WP HR S P ERA WHIP	IP WLS BF H R ER SO BB IBB HBP BLK WP HR S P ERA WHIP	IP WLS BF H R ER SO BB IBB HBP BLK WP HR S P ERA WHIP	IP WLS BF H R ER SO BB IBB HBP BLK WP HR S P ERA WHIP	IP WLS BF H R ER SO BB IBB HBP BLK WP HR S P ERA WHIP	IP WLS BF H R ER SO BB IBB HBP BLK WP HR S P ERA WHIP	IP WLS BF H R ER SO BB IBB HBP BLK WP HR S P ERA WHIP

AB	32
R	3
H	6
RBI	3
BB	3
SO	12
LOB	11



Batter	1	2	3	4	5	6	7	8	9	AB	R	H	RBI	BB	SO	LOB	BOTTOM								
11 Jimmy Rollins, S OBP: 0.339, SLG: 0.394	G4-3		G3-1		26 SF8		26 E		K	5	0	2	0	0	1	0	<b>Miami Marlins @ Philadelphia Phillies</b> Citizens Bank Park, Philadelphia, PA Wed Jun 25 2014, 7:08 PM - 10:01 PM EDT Att: 23,360 - Cloudy - 87 F								
51 Carlos Ruiz, R OBP: 0.367, SLG: 0.363	F8		K		51 HBP		F8			3	0	0	0	0	1	1									
26 Chase Utley, L OBP: 0.354, SLG: 0.449	L8		G4-3		HBP		E6			3	0	0	1	0	0	1									
6 Ryan Howard, L OBP: 0.318, SLG: 0.429			25 3 1B		25 3 1B		L8			3	0	1	0	1	0	4									
3 Marlon Byrd, R OBP: 0.316, SLG: 0.478			25 1B		25 1B		9 1B		K	4	1	3	0	0	1	0									
25 Cody Asche, L OBP: 0.340, SLG: 0.427			G4-6-3		G1-6-3		G4-3		G4-3	4	0	0	0	0	5										
9 Domic Brown, L OBP: 0.271, SLG: 0.322			K		G3		2 1B		F8	4	0	1	1	0	1	3									
2 Ben Revere, L OBP: 0.289, SLG: 0.328			IBB		E4		G4-6-3		K	3	1	0	0	1	1	1									
34 A.J. Burnett, R 19 Tony Gwynn Jr., L 59 Antonio Bastardo, R 30 Justin De Fratus, S 16 César Hernández, S			G5-3		SH3-4		K		K	1	0	0	0	0	3										
<b>Inning Stats</b>	R: 0 H: 0 E: 0 K: 0 S: 5	H: 1 LOB: 3 BB: 2 P: 8	R: 0 H: 1 E: 0 K: 1 S: 12	H: 1 LOB: 2 BB: 2 P: 26	R: 0 H: 0 E: 0 K: 1 S: 7	H: 0 LOB: 0 BB: 0 P: 12	R: 0 H: 2 E: 0 K: 0 S: 9	H: 2 LOB: 1 BB: 0 P: 10	R: 1 H: 1 E: 0 K: 0 S: 14	H: 1 LOB: 2 BB: 0 P: 21	R: 1 H: 2 E: 0 K: 0 S: 5	H: 2 LOB: 0 BB: 0 P: 6	R: 0 H: 1 E: 1 K: 1 S: 11	H: 1 LOB: 2 BB: 0 P: 16	R: 0 H: 0 E: 0 K: 1 S: 8	H: 0 LOB: 0 BB: 0 P: 11		R: 0 H: 0 E: 0 K: 3 S: 13	H: 0 LOB: 0 BB: 0 P: 17	1B: 6 2B: 1 3B: 0 HR: 0	SF: 1 SAC: 1 DP: 2 HBP: 1	WP: 0 PB: 0 SB: 0 CS: 0	PA: 37		
<b>PITCHER</b>	IP WLS BF H R ER SO BB IBB HBP BLK WP HR S P ERA WHIP	IP WLS BF H R ER SO BB IBB HBP BLK WP HR S P ERA WHIP	IP WLS BF H R ER SO BB IBB HBP BLK WP HR S P ERA WHIP	IP WLS BF H R ER SO BB IBB HBP BLK WP HR S P ERA WHIP	IP WLS BF H R ER SO BB IBB HBP BLK WP HR S P ERA WHIP	IP WLS BF H R ER SO BB IBB HBP BLK WP HR S P ERA WHIP	IP WLS BF H R ER SO BB IBB HBP BLK WP HR S P ERA WHIP	IP WLS BF H R ER SO BB IBB HBP BLK WP HR S P ERA WHIP	IP WLS BF H R ER SO BB IBB HBP BLK WP HR S P ERA WHIP	IP WLS BF H R ER SO BB IBB HBP BLK WP HR S P ERA WHIP	IP WLS BF H R ER SO BB IBB HBP BLK WP HR S P ERA WHIP	IP WLS BF H R ER SO BB IBB HBP BLK WP HR S P ERA WHIP	IP WLS BF H R ER SO BB IBB HBP BLK WP HR S P ERA WHIP	IP WLS BF H R ER SO BB IBB HBP BLK WP HR S P ERA WHIP	IP WLS BF H R ER SO BB IBB HBP BLK WP HR S P ERA WHIP	IP WLS BF H R ER SO BB IBB HBP BLK WP HR S P ERA WHIP	IP WLS BF H R ER SO BB IBB HBP BLK WP HR S P ERA WHIP	IP WLS BF H R ER SO BB IBB HBP BLK WP HR S P ERA WHIP	IP WLS BF H R ER SO BB IBB HBP BLK WP HR S P ERA WHIP	IP WLS BF H R ER SO BB IBB HBP BLK WP HR S P ERA WHIP	IP WLS BF H R ER SO BB IBB HBP BLK WP HR S P ERA WHIP	IP WLS BF H R ER SO BB IBB HBP BLK WP HR S P ERA WHIP	IP WLS BF H R ER SO BB IBB HBP BLK WP HR S P ERA WHIP	IP WLS BF H R ER SO BB IBB HBP BLK WP HR S P ERA WHIP	IP WLS BF H R ER SO BB IBB HBP BLK WP HR S P ERA WHIP









Batter	1	2	3	4	5	6	7	8	9	AB	R	H	RBI	BB	SO	LOB	TOP				
2 B.J. Upton, R OBP: 0.270, SLG: 0.336										5	1	1	0	0	2	2					
19 Andreton Simmons, R OBP: 0.262, SLG: 0.363										4	2	1	0	1	0	2					
5 Freddie Freeman, L OBP: 0.377, SLG: 0.507										5	1	3	4	0	2	2					
24 Evan Gattis, R OBP: 0.342, SLG: 0.558										1	0	0	0	0	1	0					
11 Gerald Laird, R OBP: 0.301, SLG: 0.277										3	0	1	0	0	0	2					
22 Jason Heyward, L OBP: 0.344, SLG: 0.382										3	0	0	0	1	1	2					
8 Justin Upton, R OBP: 0.346, SLG: 0.515										3	0	1	0	0	1	0					
23 Chris Johnson, R OBP: 0.296, SLG: 0.357										4	0	1	0	0	0	4					
26 Dan Uggla, R OBP: 0.241, SLG: 0.236										4	0	1	0	0	1	3					
49 Julio Teheran, R OBP: 0.103, SLG: 0.128										2	0	0	0	0	2	0					
7 Tommy La Stella, L OBP: 0.333, SLG: 0.299										1	0	0	0	0	0	1					
52 Jordan Walden, R ERA: 3.1										0	0	0	0	0	0	0					
46 Craig Kimbrel, R ERA: 2.3										0	0	0	0	0	0	0					
<b>Inning Stats</b>	R: 3 E: 0 K: 2 S: 18	H: 3 LOB: 2 BB: 2 P: 33	R: 1 E: 0 K: 1 S: 7	H: 2 LOB: 1 BB: 0 P: 8	R: 0 E: 0 K: 2 S: 11	H: 0 LOB: 0 BB: 0 P: 15	R: 0 E: 1 K: 2 S: 15	H: 1 LOB: 2 BB: 0 P: 23	R: 0 E: 0 K: 1 S: 5	H: 0 LOB: 0 BB: 0 P: 6	R: 0 E: 0 K: 0 S: 8	H: 1 LOB: 1 BB: 0 P: 12	R: 0 E: 0 K: 0 S: 11	H: 1 LOB: 1 BB: 0 P: 15	R: 0 E: 0 K: 2 S: 11	H: 0 LOB: 0 BB: 0 P: 17	1B: 6 2B: 2 3B: 0 HR: 1	SF: 0 SAC: 1 DP: 1 HBP: 1	WP: 0 PB: 0 SB: 0 CS: 0	PA: 39	
<b>PITCHER</b>	IP WLS BF H R ER SO BB IBB HBP BLK WP HR S P ERA WHIP	IP WLS BF H R ER SO BB IBB HBP BLK WP HR S P ERA WHIP	IP WLS BF H R ER SO BB IBB HBP BLK WP HR S P ERA WHIP	IP WLS BF H R ER SO BB IBB HBP BLK WP HR S P ERA WHIP	IP WLS BF H R ER SO BB IBB HBP BLK WP HR S P ERA WHIP	IP WLS BF H R ER SO BB IBB HBP BLK WP HR S P ERA WHIP	IP WLS BF H R ER SO BB IBB HBP BLK WP HR S P ERA WHIP	IP WLS BF H R ER SO BB IBB HBP BLK WP HR S P ERA WHIP	IP WLS BF H R ER SO BB IBB HBP BLK WP HR S P ERA WHIP	IP WLS BF H R ER SO BB IBB HBP BLK WP HR S P ERA WHIP	IP WLS BF H R ER SO BB IBB HBP BLK WP HR S P ERA WHIP	IP WLS BF H R ER SO BB IBB HBP BLK WP HR S P ERA WHIP	IP WLS BF H R ER SO BB IBB HBP BLK WP HR S P ERA WHIP	IP WLS BF H R ER SO BB IBB HBP BLK WP HR S P ERA WHIP	IP WLS BF H R ER SO BB IBB HBP BLK WP HR S P ERA WHIP	IP WLS BF H R ER SO BB IBB HBP BLK WP HR S P ERA WHIP	IP WLS BF H R ER SO BB IBB HBP BLK WP HR S P ERA WHIP	IP WLS BF H R ER SO BB IBB HBP BLK WP HR S P ERA WHIP	IP WLS BF H R ER SO BB IBB HBP BLK WP HR S P ERA WHIP	IP WLS BF H R ER SO BB IBB HBP BLK WP HR S P ERA WHIP	IP WLS BF H R ER SO BB IBB HBP BLK WP HR S P ERA WHIP

Atlanta Braves @ Philadelphia Phillies  
Citizens Bank Park, Philadelphia, PA  
Fri Jun 27 2014, 7:09 PM - 10:18 PM EDT  
Att: 38,100 - Partly Cloudy - 86 F

AB 35  
R 4  
H 9  
RBI 4  
BB 2  
SO 10  
LOB 18



Batter	1	2	3	4	5	6	7	8	9	AB	R	H	RBI	BB	SO	LOB	BOTTOM					
2 Ben Revere, L OBP: 0.303, SLG: 0.346										4	1	3	0	0	0	1						
11 Jimmy Rollins, S OBP: 0.333, SLG: 0.384										4	0	0	1	0	2	3						
26 Chase Utley, L OBP: 0.357, SLG: 0.458										3	1	1	0	1	2	0						
6 Ryan Howard, L OBP: 0.314, SLG: 0.421										4	0	0	0	0	2	3						
3 Marlon Byrd, R OBP: 0.319, SLG: 0.472										3	0	1	1	1	0	0						
25 Cody Asche, L OBP: 0.331, SLG: 0.412										4	0	0	0	0	1	3						
15 John Mayberry Jr., R OBP: 0.331, SLG: 0.441										4	0	1	0	0	1	3						
29 Cameron Rupp, R OBP: 0.299, SLG: 0.320										3	0	0	0	0	2	1						
9 Donnie Brown, L OBP: 0.310, SLG: 0.321										1	0	0	0	0	1	1						
38 Kyle Kendrick, R OBP: 0.094, SLG: 0.065										2	0	0	0	0	2	0						
16 César Hernández, S OBP: 0.310, SLG: 0.321										1	0	1	0	0	0	0						
39 B.J. Rosenberg, R ERA: 2.3										0	0	0	0	0	0	0						
<b>Inning Stats</b>	R: 0 E: 0 K: 1 S: 7	H: 1 LOB: 0 BB: 0 P: 9	R: 0 E: 0 K: 1 S: 10	H: 0 LOB: 0 BB: 0 P: 14	R: 0 E: 0 K: 1 S: 8	H: 1 LOB: 0 BB: 0 P: 14	R: 2 E: 1 K: 1 S: 19	H: 3 LOB: 2 BB: 0 P: 30	R: 0 E: 0 K: 3 S: 12	H: 1 LOB: 1 BB: 0 P: 19	R: 0 E: 0 K: 1 S: 6	H: 0 LOB: 0 BB: 0 P: 8	R: 0 E: 0 K: 1 S: 12	H: 0 LOB: 0 BB: 0 P: 19	R: 0 E: 0 K: 2 S: 10	H: 1 LOB: 2 BB: 1 P: 21	R: 0 E: 0 K: 2 S: 10	H: 0 LOB: 1 BB: 1 P: 16	1B: 6 2B: 0 3B: 1 HR: 0	SF: 0 SAC: 0 DP: 2 HBP: 0	WP: 1 PB: 1 SB: 1 CS: 0	PA: 35
<b>PITCHER</b>	IP WLS BF H R ER SO BB IBB HBP BLK WP HR S P ERA WHIP	IP WLS BF H R ER SO BB IBB HBP BLK WP HR S P ERA WHIP	IP WLS BF H R ER SO BB IBB HBP BLK WP HR S P ERA WHIP	IP WLS BF H R ER SO BB IBB HBP BLK WP HR S P ERA WHIP	IP WLS BF H R ER SO BB IBB HBP BLK WP HR S P ERA WHIP	IP WLS BF H R ER SO BB IBB HBP BLK WP HR S P ERA WHIP	IP WLS BF H R ER SO BB IBB HBP BLK WP HR S P ERA WHIP	IP WLS BF H R ER SO BB IBB HBP BLK WP HR S P ERA WHIP	IP WLS BF H R ER SO BB IBB HBP BLK WP HR S P ERA WHIP	IP WLS BF H R ER SO BB IBB HBP BLK WP HR S P ERA WHIP	IP WLS BF H R ER SO BB IBB HBP BLK WP HR S P ERA WHIP	IP WLS BF H R ER SO BB IBB HBP BLK WP HR S P ERA WHIP	IP WLS BF H R ER SO BB IBB HBP BLK WP HR S P ERA WHIP	IP WLS BF H R ER SO BB IBB HBP BLK WP HR S P ERA WHIP	IP WLS BF H R ER SO BB IBB HBP BLK WP HR S P ERA WHIP	IP WLS BF H R ER SO BB IBB HBP BLK WP HR S P ERA WHIP	IP WLS BF H R ER SO BB IBB HBP BLK WP HR S P ERA WHIP	IP WLS BF H R ER SO BB IBB HBP BLK WP HR S P ERA WHIP	IP WLS BF H R ER SO BB IBB HBP BLK WP HR S P ERA WHIP	IP WLS BF H R ER SO BB IBB HBP BLK WP HR S P ERA WHIP	IP WLS BF H R ER SO BB IBB HBP BLK WP HR S P ERA WHIP	

Atlanta Braves @ Philadelphia Phillies  
Citizens Bank Park, Philadelphia, PA  
Fri Jun 27 2014, 7:09 PM - 10:18 PM EDT  
Att: 38,100 - Partly Cloudy - 86 F

AB 33  
R 2  
H 7  
RBI 2  
BB 2  
SO 13  
LOB 15













Batter	1	2	3	4	5	6	7	8	9	AB	R	H	RBI	BB	SO	LOB	TOP					
<b>2 B.J. Upton, R</b> OBP: 0.271, SLG: 0.339										4	0	1	2	1	2	1	<b>Atlanta Braves @ Philadelphia Phillies</b> Citizens Bank Park, Philadelphia, PA Sun Jun 29 2014, 1:39 PM - 4:44 PM EDT Att: 33,215 - Partly Cloudy - 87 F					
<b>14 Ramiro Pena, S</b> OBP: 0.260, SLG: 0.326										4	0	0	0	1	1	2						
<b>5 Freddie Freeman, L</b> OBP: 0.382, SLG: 0.500										4	0	1	0	0	2	4						
<b>8 Justin Upton, R</b> OBP: 0.346, SLG: 0.509										3	0	0	0	1	1	0						
<b>22 Jason Heyward, L</b> OBP: 0.343, SLG: 0.373										3	0	0	0	1	0	2						
<b>19 Andrelton Simmons, R</b> OBP: 0.289, SLG: 0.353										4	0	1	0	0	1	1						
<b>7 Tommy La Stella, L</b> OBP: 0.347, SLG: 0.352										3	2	1	0	1	0	2						
<b>11 Gerald Laird, R</b> OBP: 0.307, SLG: 0.289										4	0	2	1	0	1	2						
<b>34 Aaron Harang, R</b> OBP: 0.103, SLG: 0.071										3	1	1	0	0	0	2						
<b>59 Shae Simmons, R</b> (8, 1)										0	0	0	0	0	0	0						
<b>4 Ryan Doumit, S</b> OBP: 0.242, SLG: 0.345										1	0	0	0	0	1	0						
<b>46 Craig Kimbrel, R</b> (9, 1)										0	0	0	0	0	0	0						
<b>Inning Stats</b>	R: 0 E: 0 K: 1 S: 13	H: 1 LOB: 2 BB: 1 P: 22	R: 2 E: 0 K: 3 S: 15	H: 2 LOB: 2 BB: 2 P: 28	R: 0 E: 0 K: 0 S: 9	H: 0 LOB: 0 BB: 0 P: 13	R: 1 E: 0 K: 0 S: 9	H: 2 LOB: 2 BB: 1 P: 16	R: 0 E: 0 K: 0 S: 6	H: 0 LOB: 0 BB: 1 P: 14	R: 0 E: 1 K: 1 S: 12	H: 1 LOB: 1 BB: 0 P: 19	R: 0 E: 0 K: 3 S: 10	H: 0 LOB: 0 BB: 0 P: 18	R: 0 E: 1 K: 0 S: 10	H: 1 LOB: 1 BB: 0 P: 17	R: 0 E: 0 K: 1 S: 8	H: 0 LOB: 0 BB: 0 P: 13	1B: 4 2B: 2 3B: 1 HR: 0	SF: 0 SAC: 0 DP: 2 HBP: 0	WP: 0 PB: 0 SB: 0 CS: 0	PA: 38
<b>PITCHER</b>	IP	WLS	BF	H	R	ER	SO	BB	IBB	HBP	BLK	WP	HR	S	P	ERA	WHIP					
<b>55 David Buchanan, R</b> ERA: 4.88	5.0	L	24	5	3	3	4	5	0	0	0	0	0	52	93	5.40	2.000					
<b>30 Justin De Fratus, R</b> ERA: 1.64	1.0	H	4	1	0	0	1	0	0	0	0	0	0	12	19	0.00	1.000					
<b>63 Jake Diekman, L</b> ERA: 4.03	2.0		7	1	0	0	3	0	0	0	0	0	0	20	35	0.00	0.500					
<b>58 Jonathan Papelbon, R</b> ERA: 1.39	1.0		3	0	0	0	1	0	0	0	0	0	0	8	13	0.00	0.000					

AB 33  
R 3  
H 7  
RBI 3  
BB 5  
SO 9  
LOB 16



Batter	1	2	3	4	5	6	7	8	9	AB	R	H	RBI	BB	SO	LOB	BOTTOM					
<b>2 Ben Revere, L</b> OBP: 0.309, SLG: 0.354										5	0	3	0	0	0	0	<b>Atlanta Braves @ Philadelphia Phillies</b> Citizens Bank Park, Philadelphia, PA Sun Jun 29 2014, 1:39 PM - 4:44 PM EDT Att: 33,215 - Partly Cloudy - 87 F					
<b>11 Jimmy Rollins, S</b> OBP: 0.332, SLG: 0.385										5	0	3	0	0	1	2						
<b>26 Chase Utley, L</b> OBP: 0.353, SLG: 0.450										5	0	1	0	0	1	5						
<b>6 Ryan Howard, L</b> OBP: 0.312, SLG: 0.410										3	0	0	0	1	1	2						
<b>3 Marlon Byrd, R</b> OBP: 0.319, SLG: 0.487										4	2	2	2	0	1	2						
<b>25 Cody Asche, L</b> OBP: 0.315, SLG: 0.388										4	0	1	0	0	1	0						
<b>9 Domico Brown, L</b> OBP: 0.275, SLG: 0.321										3	0	2	0	1	1	0						
<b>47 Koyie Hill, S</b> OBP: 0.375, SLG: 0.429										4	0	1	0	0	0	3						
<b>55 David Buchanan, R</b> ERA: 4.88										2	0	0	0	0	0	2						
<b>30 Justin De Fratus, R</b> ERA: 1.64										1	0	0	0	0	0	2						
<b>15 John Mayberry Jr., R</b> ERA: 1.35										0	0	0	0	0	0	0						
<b>63 Jake Diekman, R</b> ERA: 4.03										0	0	0	0	0	0	0						
<b>58 Jonathan Papelbon, R</b> ERA: 1.39										1	0	0	0	0	0	0						
<b>16 César Hernández, S</b> OBP: 0.308, SLG: 0.310										0	0	0	0	0	0	0						
<b>Inning Stats</b>	R: 0 E: 0 K: 2 S: 8	H: 1 LOB: 0 BB: 0 P: 13	R: 1 E: 0 K: 1 S: 12	H: 2 LOB: 1 BB: 0 P: 17	R: 0 E: 0 K: 0 S: 6	H: 1 LOB: 0 BB: 0 P: 9	R: 1 E: 0 K: 1 S: 13	H: 3 LOB: 2 BB: 0 P: 16	R: 0 E: 0 K: 0 S: 8	H: 1 LOB: 1 BB: 1 P: 18	R: 0 E: 0 K: 0 S: 7	H: 1 LOB: 1 BB: 1 P: 14	R: 0 E: 0 K: 2 S: 11	H: 2 LOB: 1 BB: 0 P: 15	R: 0 E: 0 K: 2 S: 11	H: 0 LOB: 0 BB: 0 P: 15	R: 0 E: 0 K: 1 S: 12	H: 2 LOB: 2 BB: 0 P: 16	1B: 10 2B: 1 3B: 0 HR: 2	SF: 0 SAC: 0 DP: 2 HBP: 0	WP: 0 PB: 0 SB: 1 CS: 1	PA: 39
<b>PITCHER</b>	IP	WLS	BF	H	R	ER	SO	BB	IBB	HBP	BLK	WP	HR	S	P	ERA	WHIP					
<b>34 Aaron Harang, R</b> ERA: 3.69	7.0		31	11	2	2	4	2	0	0	0	0	0	60	98	2.57	1.857					
<b>59 Shae Simmons, R</b> ERA: 1.35	1.0	H	3	0	0	0	2	0	0	0	0	0	0	11	15	0.00	0.000					
<b>46 Craig Kimbrel, R</b> ERA: 2.23	1.0	S	5	2	0	0	0	0	0	0	0	0	0	12	16	0.00	2.000					

AB 37  
R 2  
H 13  
RBI 2  
BB 2  
SO 6  
LOB 18





















Batter	1	2	3	4	5	6	7	8	9	AB	R	H	RBI	BB	SO	LOB	TOP																			
2 Ben Revere, L (1,8) OBP: 0.313, SLG: 0.350	G3		26 1B BB		G5-3		L7			3	0	0	0	1	0	1	Philadelphia Phillies @ Pittsburgh Pirates PNC Park, Pittsburgh, PA Sat Jul 05 2014, 4:10 PM - 6:48 PM EDT Att: 37,821 - Sunny - 79 F																			
11 Jimmy Rollins, S (1,6) OBP: 0.332, SLG: 0.378	6 FC3-6 26 PB BB		F9		G3-1		G5-3			3	0	0	0	1	0	1																				
26 Chase Utley, L (1,4) OBP: 0.345, SLG: 0.433	6 FC3-6 BB		F7		F7		K			3	0	1	0	1	1	0																				
6 Ryan Howard, L (1,3) OBP: 0.310, SLG: 0.394	FC3-6 1-2 2-3 BB		1B		K		G5-3			3	0	0	0	1	1	2																				
3 Marlon Byrd, R (1,9) OBP: 0.315, SLG: 0.488	F8		K		F9		F9			4	1	1	1	0	1	5																				
25 Cody Asche, L (1,5) OBP: 0.308, SLG: 0.403	K		HR		F8		F8			4	1	1	1	0	1	0																				
9 Dominic Brown, L (1,7) OBP: 0.275, SLG: 0.321	G6-3		29 G6-4-3 1B		G4-3		G4-3			4	0	1	0	0	1	0																				
29 Cameron Rupp, R (1,2) OBP: 0.150, SLG: 0.250	K		G6-4-3 1-2		L9		L9			3	0	0	0	0	1	1																				
16 César Hernández, S (9,PH) OBP: 0.294, SLG: 0.295	K		K		L9		K			1	0	0	0	0	1	0																				
55 David Buchanan, R (1,1) 15 John Mayberry Jr., R (7,PH) 53 Ken Giles, R (7,1) 59 Antonio Bastardo, R (8,1)	G2-3		K		K		1B			2	0	0	0	0	1	0																				
<b>Inning Stats</b>	R: 0 H: 0 E: 0 K: 0 S: 9	H: 0 LOB: 2 BB: 2 P: 21	R: 0 H: 0 E: 0 K: 2 S: 7	H: 0 LOB: 0 BB: 0 P: 9	R: 0 H: 1 E: 0 K: 1 S: 15	H: 1 LOB: 3 BB: 2 P: 29	R: 1 H: 2 E: 0 K: 1 S: 14	H: 2 LOB: 0 BB: 0 P: 16	R: 0 H: 0 E: 0 K: 1 S: 6	H: 0 LOB: 0 BB: 0 P: 9	R: 0 H: 1 E: 0 K: 0 S: 9	H: 1 LOB: 1 BB: 0 P: 14	R: 0 H: 0 E: 0 K: 1 S: 8	H: 0 LOB: 0 BB: 0 P: 13	R: 1 H: 1 E: 0 K: 2 S: 8	H: 1 LOB: 0 BB: 0 P: 10	1B: 3 2B: 0 3B: 0 HR: 2	SF: 0 SAC: 0 DP: 1 HBP: 0	WP: 0 PA: 35 PB: 1 SB: 0 CS: 0																	
<b>PITCHER</b>	IP	WLS	BF	H	R	ER	SO	BB	IBB	HBP	BLK	WP	HR	S	P	ERA	WHIP	<b>PITCHER</b>		IP	WLS	BF	H	R	ER	SO	BB	IBB	HBP	BLK	WP	HR	S	P	ERA	WHIP
36 Edinson Volquez, R (1,1) ERA: 3.88	7.0	W	28	4	1	1	5	4	0	0	0	0	1	65	106	1.29	1.143																			
44 Tony Watson, L (8,1) ERA: 0.89	1.0	H	3	0	0	0	1	0	0	0	0	0	0	8	13	0.00	0.000																			
35 Mark Melancon, R (9,1) ERA: 2.43	1.0	S	4	1	1	1	2	0	0	0	0	0	1	8	10	9.00	1.000																			

AB	31
R	2
H	5
RBI	2
BB	4
SO	8
LOB	10



Batter	1	2	3	4	5	6	7	8	9	AB	R	H	RBI	BB	SO	LOB	BOTTOM																			
25 Gregory Polanco, L (1,9) OBP: 0.387, SLG: 0.412	22 HR 1B		P6		K		F8			4	1	1	0	0	1	2	Philadelphia Phillies @ Pittsburgh Pirates PNC Park, Pittsburgh, PA Sat Jul 05 2014, 4:10 PM - 6:48 PM EDT Att: 37,821 - Sunny - 79 F																			
6 Starling Marte, R (1,7) OBP: 0.323, SLG: 0.379	K		F9		K		K			4	0	0	0	0	3	3																				
22 Andrew McCutchen, R (1,8) OBP: 0.423, SLG: 0.542	HR		P5		F8		K			4	1	1	2	0	1	0																				
15 Ike Davis, L (1,3) OBP: 0.357, SLG: 0.358	G6-3		G3-1		F9		F9			3	0	0	0	0	0	0																				
17 Gaby Sanchez, R (8,PH) OBP: 0.295, SLG: 0.433	G6-3		G3-1		K		K			1	0	0	0	0	1	0																				
5 Josh Harrison, R (1,4) OBP: 0.336, SLG: 0.448	G6-3		F9		F9		24 S 1B			4	0	1	0	0	0	0																				
24 Pedro Alvarez, L (1,5) OBP: 0.327, SLG: 0.409	10 2B 36 G6-3 1B		G1-3		P6		P6			3	1	1	0	0	0	1																				
18 Neil Walker, S (9,4) OBP: 0.342, SLG: 0.428	36 G6-3 2B		G1-3		2B		2B			0	0	0	0	0	0	0																				
10 Jordy Mercer, R (1,6) OBP: 0.290, SLG: 0.372	36 G6-3 1-3 2B		F9		2B		IBB			2	0	2	0	1	0	0																				
19 Chris Stewart, R (1,2) OBP: 0.330, SLG: 0.247	36 G6-3 HBP		F9		G5-3		G5-3			2	0	0	0	0	0	3																				
36 Edinson Volquez, R (1,1) OBP: 0.083, SLG: 0.043	G6-3		P3		P6		P6			2	0	0	1	0	0	3																				
23 Travis Snider, L (7,PH) OBP: 0.305, SLG: 0.333	G6-3									1	0	0	0	0	0	0																				
44 Tony Watson, L (8,1) OBP: 1.000, SLG: 1.000										0	0	0	0	0	0	0																				
35 Mark Melancon, R (9,1) ERA: 3.6	1-2 2-3 3H									0	0	0	0	0	0	0																				
<b>Inning Stats</b>	R: 2 H: 2 E: 0 K: 1 S: 11	H: 2 LOB: 0 BB: 0 P: 18	R: 1 H: 2 E: 0 K: 0 S: 10	H: 2 LOB: 2 BB: 0 P: 17	R: 0 H: 0 E: 0 K: 0 S: 8	H: 0 LOB: 0 BB: 0 P: 13	R: 0 H: 1 E: 0 K: 0 S: 5	H: 1 LOB: 1 BB: 0 P: 8	R: 0 H: 0 E: 0 K: 2 S: 12	H: 0 LOB: 0 BB: 0 P: 17	R: 0 H: 1 E: 0 K: 0 S: 7	H: 1 LOB: 2 BB: 1 P: 14	R: 0 H: 0 E: 0 K: 1 S: 7	H: 0 LOB: 0 BB: 0 P: 9	R: 0 H: 0 E: 0 K: 2 S: 9	H: 0 LOB: 0 BB: 0 P: 12	1B: 3 2B: 2 3B: 0 HR: 1	SF: 0 SAC: 0 DP: 0 HBP: 1	WP: 0 PA: 32 PB: 0 SB: 1 CS: 0																	
<b>PITCHER</b>	IP	WLS	BF	H	R	ER	SO	BB	IBB	HBP	BLK	WP	HR	S	P	ERA	WHIP	<b>PITCHER</b>		IP	WLS	BF	H	R	ER	SO	BB	IBB	HBP	BLK	WP	HR	S	P	ERA	WHIP
55 David Buchanan, R (1,1) ERA: 4.82	6.0	L	26	6	3	3	3	0	1	1	0	0	0	53	87	4.50	1.000																			
53 Ken Giles, R (7,1) ERA: 0.87	1.1		4	0	0	0	2	0	0	0	0	0	0	10	14	0.00	0.000																			
59 Antonio Bastardo, L (8,1) ERA: 3.6	0.2		2	0	0	0	1	0	0	0	0	0	0	6	7	0.00	0.000																			

AB	30
R	3
H	6
RBI	3
BB	1
SO	6
LOB	12

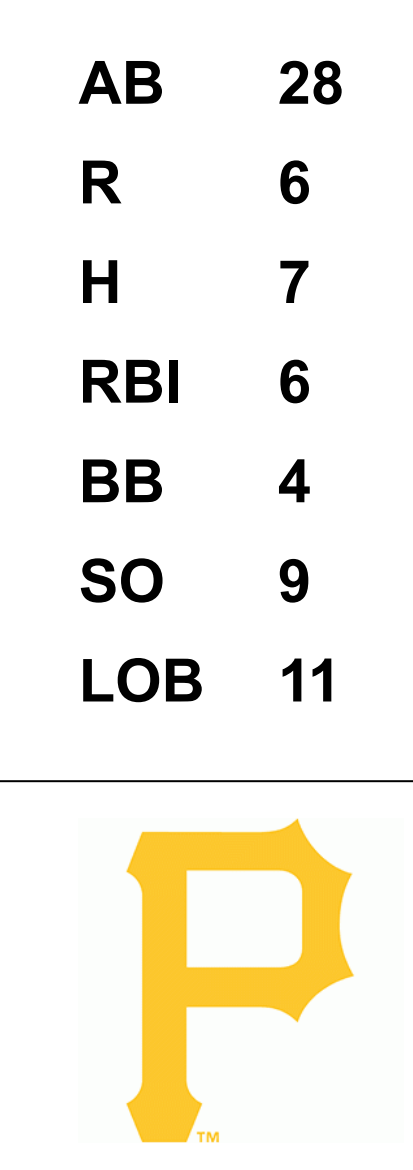




Batter	1	2	3	4	5	6	7	8	9	AB	R	H	RBI	BB	SO	LOB	TOP
2 Ben Revere, L OBP: 0.312, SLG: 0.349	G4-3		G3-6-3			G5-3			G3	4	0	1	0	0	0	1	Philadelphia Phillies @ Pittsburgh Pirates PNC Park, Pittsburgh, PA Sun Jul 06 2014, 1:39 PM - 4:22 PM EDT Att: 33,408 - Partly Cloudy - 78 F
16 César Hernández, S OBP: 0.285, SLG: 0.283	L8		G5-3			G6-3			P5	4	0	0	0	0	0	1	
11 Jimmy Rollins, S OBP: 0.328, SLG: 0.373	E5					G5-3			G3	4	1	0	0	0	0	1	
3 Marlon Byrd, R OBP: 0.317, SLG: 0.497						K			P3	4	1	2	2	0	1	1	
15 John Mayberry Jr., R OBP: 0.308, SLG: 0.402	P4					G5-3				3	0	0	0	0	1	1	
25 Cody Asche, L OBP: 0.308, SLG: 0.402										3	0	1	0	0	1	0	
9 Domonic Brown, L OBP: 0.273, SLG: 0.317										3	0	0	0	0	0	1	
29 Cameron Rupp, R OBP: 0.136, SLG: 0.227										2	0	0	0	0	1	1	
26 Chase Utley, L OBP: 0.344, SLG: 0.432										1	0	0	0	0	0	0	
47 Koyie Hill, S OBP: 0.214, SLG: 0.231										0	0	0	0	0	0	0	
34 A.J. Burnett, R OBP: 0.231, SLG: 0.243										1	0	0	0	1	0	0	
6 Ryan Howard, L OBP: 0.309, SLG: 0.393										1	0	0	0	0	0	0	
30 Justin De Fratus, S										0	0	0	0	0	0	0	
63 Jake Diekman, R										0	0	0	0	0	0	0	
<b>Inning Stats</b>	R: 1 H: 1 E: 1 K: 0 S: 10	H: 1 LOB: 1 BB: 0 P: 16	R: 0 H: 0 E: 0 K: 2 S: 10	H: 0 LOB: 0 BB: 0 P: 14	R: 0 H: 0 E: 0 K: 1 S: 11	H: 0 LOB: 0 BB: 0 P: 15	R: 0 H: 0 E: 0 K: 0 S: 8	H: 0 LOB: 0 BB: 0 P: 10	R: 0 H: 0 E: 0 K: 1 S: 10	H: 1 LOB: 1 BB: 0 P: 14	R: 0 H: 0 E: 0 K: 0 S: 8	H: 0 LOB: 0 BB: 0 P: 11	R: 0 H: 1 E: 0 K: 0 S: 9	H: 1 LOB: 1 BB: 0 P: 12	1B: 3 2B: 0 3B: 0 HR: 1	SF: 0 SAC: 0 DP: 2 HBP: 0	WP: 0 PA: 31 PB: 0 SB: 0 CS: 0
<b>PITCHER</b>	IP WLS BF H R ER SO BB IBB HBP BLK WP HR S P ERA WHIP																
49 Jeff Locke, L ERA: 3.08	8.0 W 27 3 2 1 4 1 0 0 0 0 1 70 100 1.12 0.500																
48 Jared Hughes, R ERA: 2.14	1.0 4 1 0 0 0 0 0 0 0 0 0 9 12 0.00 1.000																

Batter	1	2	3	4	5	6	7	8	9	AB	R	H	RBI	BB	SO	LOB	BOTTOM		
25 Gregory Polanco, L OBP: 0.379, SLG: 0.396	K	G4-3								4	0	0	0	1	3	5	Philadelphia Phillies @ Pittsburgh Pirates PNC Park, Pittsburgh, PA Sun Jul 06 2014, 1:39 PM - 4:22 PM EDT Att: 33,408 - Partly Cloudy - 78 F		
5 Josh Harrison, R OBP: 0.352, SLG: 0.453	K									4	2	1	0	0	1	1			
22 Andrew McCutchen, R OBP: 0.424, SLG: 0.547										4	2	2	1	0	0	2			
18 Neil Walker, S OBP: 0.341, SLG: 0.427										3	1	1	1	0	1	1			
55 Russell Martin, R OBP: 0.416, SLG: 0.399										3	1	1	2	1	1	0			
15 Ike Davis, L OBP: 0.352, SLG: 0.353										3	0	0	0	0	1	1			
17 Gaby Sanchez, R OBP: 0.289, SLG: 0.433										0	0	0	0	0	0	0			
24 Pedro Álvarez, L ERA: 3.52										2	0	0	0	1	0	0			
6 Starling Marte, R OBP: 0.325, SLG: 0.381										1	0	1	1	0	0	0			
10 Jordy Mercer, R OBP: 0.290, SLG: 0.371										3	0	1	1	0	2	1			
49 Jeff Locke, L OBP: 0.143, SLG: 0.077										1	0	0	0	0	0	0			
3 Michael Martínez, S ERA: 4.38										0	0	0	0	1	0	0			
48 Jared Hughes, R										0	0	0	0	0	0	0			
<b>Inning Stats</b>	R: 2 H: 3 E: 0 K: 3 S: 19	H: 3 LOB: 1 BB: 0 P: 27	R: 0 H: 0 E: 0 K: 1 S: 6	H: 0 LOB: 1 BB: 1 P: 13	R: 1 H: 1 E: 0 K: 1 S: 9	H: 1 LOB: 0 BB: 0 P: 12	R: 0 H: 0 E: 0 K: 1 S: 8	H: 0 LOB: 0 BB: 0 P: 9	R: 0 H: 0 E: 0 K: 0 S: 9	H: 0 LOB: 0 BB: 1 P: 13	R: 0 H: 0 E: 0 K: 0 S: 7	H: 0 LOB: 0 BB: 0 P: 12	R: 0 H: 1 E: 0 K: 1 S: 11	H: 1 LOB: 1 BB: 0 P: 14	R: 3 H: 2 E: 1 K: 2 S: 21	H: 2 LOB: 3 BB: 2 P: 37	1B: 4 2B: 1 3B: 2 HR: 0	SF: 2 SAC: 2 DP: 0 HBP: 1	WP: 0 PA: 37 PB: 0 SB: 1 CS: 0
<b>PITCHER</b>	IP WLS BF H R ER SO BB IBB HBP BLK WP HR S P ERA WHIP																		
34 A.J. Burnett, R	7.0 L 28 5 3 3 7 2 0 0 0 0 0 0 5 7 - - -																		
30 Justin De Fratus, R ERA: 2.19	0.0 2 1 2 1 0 0 0 0 0 0 0 0 5 7 - - -																		
63 Jake Diekman, L	1.0 7 1 1 1 2 1 1 1 0 0 0 0 16 30 9.00 2.000																		

AB	30
R	2
H	4
RBI	2
BB	1
SO	4
LOB	7













Batter	1	2	3	4	5	6	7	8	9	AB	R	H	RBI	BB	SO	LOB	TOP					
2 Ben Revere, L (1,8) OBP: 0.312, SLG: 0.350										4	0	0	0	0	1	1	<b>Philadelphia Phillies @ Milwaukee Brewers</b> Miller Park, Milwaukee, WI Wed Jul 09 2014, 7:11 PM - 9:27 PM CDT Att: 26,480 - Clear - 70 F					
11 Jimmy Rollins, S (1,6) OBP: 0.325, SLG: 0.375										4	1	1	2	0	0	0						
26 Chase Utley, L (1,4) OBP: 0.351, SLG: 0.453										4	1	2	1	0	0	0						
6 Ryan Howard, L (1,3) OBP: 0.306, SLG: 0.383										4	0	0	0	0	1	1						
3 Marlon Byrd, R (1,9) OBP: 0.312, SLG: 0.486										4	1	1	0	0	0	0						
25 Cody Asche, L (1,5) OBP: 0.310, SLG: 0.403										4	0	1	0	0	2	0						
19 Tony Gwynn Jr., L (9,7) OBP: 0.296, SLG: 0.217										4	0	0	0	0	2	2						
9 Domonic Brown, L (1,7) OBP: 0.275, SLG: 0.326										3	1	2	1	0	1	0						
58 Jonathan Papelbon, R (9,1) OBP: 0.250, SLG: 0.200										2	0	0	0	0	2	2						
27 Roberto Hernandez, R (1,1) OBP: 0.067, SLG: 0.067										0	0	0	0	0	0	0						
4 Andrés Blanco, S (9,5) OBP: 0.250, SLG: 0.200										0	0	0	0	0	0	0						
<b>Inning Stats</b>	R: 1 E: 0 K: 15	H: 1 LOB: 0 BB: 20	R: 0 E: 0 K: 7	H: 0 LOB: 0 BB: 12	R: 0 E: 0 K: 2	H: 0 LOB: 0 BB: 9	R: 0 E: 0 K: 7	H: 0 LOB: 0 BB: 12	R: 0 E: 0 K: 7	H: 0 LOB: 0 BB: 9	R: 2 E: 0 K: 13	H: 2 LOB: 0 BB: 18	R: 1 E: 0 K: 14	H: 3 LOB: 2 BB: 21	R: 0 E: 0 K: 6	H: 1 LOB: 1 BB: 6	R: 0 E: 0 K: 8	H: 0 LOB: 0 BB: 13	1B: 5 2B: 0 3B: 0 HR: 2	SF: 0 SAC: 1 DP: 0 HBP: 0	WP: 0 PB: 0 CS: 0	PA: 34
<b>PITCHER</b>	IP: 8.0 WLS: L BF: 31	H: 7 R: 4 ER: 4 SO: 8	BB: 0 IBB: 0 HBP: 0 BLK: 0	WP: 0 HR: 2 S: 78 P: 107	ERA: 4.50 WHIP: 0.875	IP: 1.0 WLS: S BF: 3	H: 0 R: 0 ER: 0 SO: 1	BB: 0 IBB: 0 HBP: 0 BLK: 0	WP: 0 HR: 0 S: 8 P: 13	ERA: 0.00 WHIP: 0.000												

Batter	1	2	3	4	5	6	7	8	9	AB	R	H	RBI	BB	SO	LOB	BOTTOM					
27 Carlos Gómez, R (1,8) OBP: 0.363, SLG: 0.503										4	0	0	0	0	1	1	<b>Philadelphia Phillies @ Milwaukee Brewers</b> Miller Park, Milwaukee, WI Wed Jul 09 2014, 7:11 PM - 9:27 PM CDT Att: 26,480 - Clear - 70 F					
9 Jean Segura, R (1,6) OBP: 0.286, SLG: 0.313										4	0	0	0	0	1	0						
2 Scooter Gennett, L (1,4) OBP: 0.343, SLG: 0.479										4	0	0	0	0	0	0						
16 Aramis Ramirez, R (1,5) OBP: 0.333, SLG: 0.459										4	1	1	0	0	0	0						
18 Kris Davis, R (1,7) OBP: 0.305, SLG: 0.472										4	0	0	0	0	1	1						
24 Lyle Overbay, L (1,3) OBP: 0.321, SLG: 0.355										3	0	2	1	0	0	0						
12 Martín Maldonado, R (1,2) OBP: 0.347, SLG: 0.385										3	0	0	0	0	2	2						
1 Logan Schafer, L (1,9) OBP: 0.288, SLG: 0.315										1	0	0	0	2	0	0						
26 Kyle Lohse, R (1,1) OBP: 0.190, SLG: 0.150										1	0	0	0	0	2	0						
Rickie Weeks Jr., R (8,PH) OBP: 0.323, SLG: 0.396										1	0	0	0	0	0	0						
47 Rob Wooten, R (9,1) OBP: 0.288, SLG: 0.315										0	0	0	0	0	0	0						
<b>Inning Stats</b>	R: 0 E: 0 K: 0 S: 6	H: 0 LOB: 0 BB: 7	R: 1 E: 0 K: 1 S: 11	H: 2 LOB: 1 BB: 19	R: 0 E: 0 K: 1 S: 6	H: 0 LOB: 0 BB: 8	R: 0 E: 0 K: 1 S: 9	H: 1 LOB: 1 BB: 12	R: 0 E: 0 K: 0 S: 6	H: 0 LOB: 1 BB: 11	R: 0 E: 0 K: 4 S: 4	H: 0 LOB: 0 BB: 7	R: 0 E: 0 K: 5 S: 5	H: 0 LOB: 0 BB: 7	R: 0 E: 0 K: 10 S: 10	H: 0 LOB: 0 BB: 13	R: 0 E: 0 K: 8 S: 8	H: 0 LOB: 0 BB: 9	1B: 3 2B: 0 3B: 0 HR: 0	SF: 0 SAC: 1 DP: 0 HBP: 0	WP: 0 PB: 0 CS: 0	PA: 32
<b>PITCHER</b>	IP: 8.0 WLS: W BF: 29	H: 3 R: 1 ER: 1 SO: 3	BB: 2 IBB: 0 HBP: 0 BLK: 0	WP: 0 HR: 0 S: 84 P: 9	ERA: 1.12 WHIP: 0.625	IP: 1.0 WLS: S BF: 3	H: 0 R: 0 ER: 0 SO: 1	BB: 0 IBB: 0 HBP: 0 BLK: 0	WP: 0 HR: 0 S: 8 P: 14	ERA: 0.00 WHIP: 0.000												

livebaseballscores.com

livebaseballscores.com







Batter	1	2	3	4	5	6	7	8	9	AB	R	H	RBI	BB	SO	LOB	TOP					
2 Denard Span, L OBP: 0.317, SLG: 0.388										4	0	2	0	0	2	1	Washington Nationals @ Philadelphia Phillies Citizens Bank Park, Philadelphia, PA Fri Jul 11 2014, 7:08 PM - 9:52 PM EDT Att: 30,094 - Cloudy - 88 F					
6 Anthony Rendon, R OBP: 0.339, SLG: 0.486										3	0	0	0	1	0	2						
28 Jayson Werth, R OBP: 0.360, SLG: 0.423										3	1	0	0	1	1	1						
25 Adam LaRoche, L OBP: 0.395, SLG: 0.475										3	0	1	0	1	0	1						
11 Ryan Zimmerman, R OBP: 0.340, SLG: 0.432										3	0	1	1	1	0	2						
34 Bryce Harper, L OBP: 0.321, SLG: 0.373										4	1	1	1	0	0	4						
40 Wilson Ramos, R OBP: 0.340, SLG: 0.416										4	0	1	0	0	1	1						
8 Danny Espinosa, S OBP: 0.278, SLG: 0.337										4	0	0	0	0	2	1						
27 Jordan Zimmermann, R OBP: 0.290, SLG: 0.290										1	0	0	0	0	1	0						
35 Craig Stammen, R OBP: 0.200, SLG: 0.200										1	0	0	0	0	0	0						
13 Jerry Blevins, L OBP: 0.306, SLG: 0.264										1	0	0	0	0	0	0						
15 Nate McLouth, L OBP: 0.306, SLG: 0.264										1	0	0	0	0	0	0						
<b>Inning Stats</b>	R: 0 E: 0 K: 1 S: 7	H: 1 LOB: 0 BB: 0 P: 10	R: 0 E: 0 K: 1 S: 6	H: 1 LOB: 1 BB: 0 P: 9	R: 0 E: 0 K: 2 S: 10	H: 1 LOB: 1 BB: 0 P: 14	R: 0 E: 0 K: 0 S: 12	H: 0 LOB: 1 BB: 1 P: 20	R: 0 E: 0 K: 1 S: 10	H: 1 LOB: 1 BB: 0 P: 13	R: 0 E: 0 K: 0 S: 6	H: 0 LOB: 1 BB: 1 P: 14	R: 1 E: 0 K: 0 S: 6	H: 1 LOB: 0 BB: 0 P: 7	R: 1 E: 0 K: 1 S: 13	H: 1 LOB: 2 BB: 2 P: 27	R: 0 E: 0 K: 1 S: 7	H: 0 LOB: 0 BB: 0 P: 12	1B: 3 2B: 2 3B: 0 HR: 1	SF: 0 SAC: 1 DP: 1 HBP: 0	WP: 0 PB: 0 SB: 1 CS: 0	PA: 36
<b>PITCHER</b>	IP WLS BF H R ER SO BB IBB HBP BLK WP HR S P ERA WHIP																					
34 A.J. Burnett, R ERA: 3.83	(1, 1) 7.2 W 31 5 2 2 6 4 0 0 0 0 1 66 108 2.35 1.174																					
53 Ken Giles, R ERA: 0.64	(8, 1) 1.1 5 1 0 0 1 0 0 0 0 0 0 11 18 0.00 0.750																					

AB	31
R	2
H	6
RBI	2
BB	4
SO	7
LOB	13



Batter	1	2	3	4	5	6	7	8	9	AB	R	H	RBI	BB	SO	LOB	BOTTOM			
24 Grady Sizemore, L OBP: 0.287, SLG: 0.323										4	1	1	0	0	0	0	Washington Nationals @ Philadelphia Phillies Citizens Bank Park, Philadelphia, PA Fri Jul 11 2014, 7:08 PM - 9:52 PM EDT Att: 30,094 - Cloudy - 88 F			
11 Jimmy Rollins, S OBP: 0.330, SLG: 0.396										4	2	2	3	0	0	0				
26 Chase Utley, L OBP: 0.354, SLG: 0.452										4	0	2	0	0	0	0				
6 Ryan Howard, L OBP: 0.304, SLG: 0.390										4	0	0	0	0	2	2				
3 Marlon Byrd, R OBP: 0.315, SLG: 0.484										4	2	2	0	0	2	1				
25 Cody Asche, L OBP: 0.308, SLG: 0.402										4	1	1	0	0	1	2				
9 Dornic Brown, L OBP: 0.277, SLG: 0.328										3	0	1	2	1	1	0				
19 Tony Gwynn Jr., L OBP: 0.283, SLG: 0.206										0	0	0	0	0	0	0				
29 Cameron Rupp, R OBP: 0.200, SLG: 0.314										3	0	1	1	0	2	1				
34 A.J. Burnett, R OBP: 0.214, SLG: 0.225										3	0	0	0	0	2	1				
53 Ken Giles, R ERA: 4.78										0	0	0	0	0	0	0				
<b>Inning Stats</b>	R: 0 E: 0 K: 0 S: 5	H: 0 LOB: 0 BB: 0 P: 9	R: 2 E: 0 K: 3 S: 12	H: 3 LOB: 1 BB: 0 P: 16	R: 2 E: 0 K: 2 S: 15	H: 3 LOB: 1 BB: 0 P: 20	R: 0 E: 0 K: 2 S: 8	H: 0 LOB: 0 BB: 0 P: 14	R: 0 E: 0 K: 0 S: 5	H: 0 LOB: 0 BB: 0 P: 10	R: 1 E: 0 K: 0 S: 9	H: 2 LOB: 2 BB: 1 P: 15	R: 1 E: 0 K: 1 S: 12	H: 2 LOB: 1 BB: 0 P: 15	R: 0 E: 0 K: 2 S: 12	H: 0 LOB: 0 BB: 0 P: 17	1B: 5 2B: 3 3B: 0 HR: 2	SF: 0 SAC: 0 DP: 0 HBP: 0	WP: 0 PB: 0 SB: 0 CS: 0	PA: 34
<b>PITCHER</b>	IP WLS BF H R ER SO BB IBB HBP BLK WP HR S P ERA WHIP																			
27 Jordan Zimmermann, R ERA: 3.02	(1, 1) 3.1 L 16 6 4 4 5 0 0 0 0 0 1 34 49 10.80 1.800																			
35 Craig Stammen, R ERA: 3.78	(4, 1) 3.1 14 4 2 2 2 1 0 0 0 0 1 29 46 5.40 1.500																			
13 Jerry Blevins, L ERA: 4.78	(7, 1) 1.1 4 0 0 0 3 0 0 0 0 0 0 15 21 0.00 0.000																			

AB	33
R	6
H	10
RBI	6
BB	1
SO	10
LOB	7









Batter	1	2	3	4	5	6	7	8	9	AB	R	H	RBI	BB	SO	LOB	TOP			
2 Denard Span, L OBP: 0.319, SLG: 0.385										5	2	2	0	0	0	1	<p>Washington Nationals @ Philadelphia Phillies Citizens Bank Park, Philadelphia, PA Sun Jul 13 2014, 1:39 PM - 4:41 PM EDT Att: 30,185 - Cloudy - 87 F</p> <p>livebaseballscorecards.com</p> <p>AB 37 R 10 H 12 RBI 10 BB 1 SO 9 LOB 6</p>			
6 Anthony Rendon, R OBP: 0.343, SLG: 0.490										5	3	3	1	0	1	0				
28 Jayson Werth, R OBP: 0.366, SLG: 0.441 19 Kevin Frandsen, R OBP: 0.295, SLG: 0.297										3	2	2	4	1	0	0				
25 Adam LaRoche, L OBP: 0.383, SLG: 0.457 30 Aaron Barrett, R										5	0	0	0	0	1	4				
11 Ryan Zimmerman, R OBP: 0.340, SLG: 0.443										3	1	1	2	0	0	0				
34 Bryce Harper, L OBP: 0.316, SLG: 0.366										4	1	1	0	0	3	0				
20 Ian Desmond, R OBP: 0.294, SLG: 0.432										4	1	1	2	0	2	0				
59 Jose Lobaton, S OBP: 0.271, SLG: 0.289										4	0	1	1	0	1	0				
57 Tanner Roark, R OBP: 0.161, SLG: 0.161 48 Ross Detwiler, R										3	0	1	0	0	1	1				
15 Nate McLouth, L OBP: 0.302, SLG: 0.260										1	0	0	0	0	0	0				
<b>Inning Stats</b>	R: 3 H: 3 E: 0 K: 1 S: 15	H: 3 LOB: 0 BB: 0 P: 20	R: 0 H: 0 E: 0 K: 1 S: 7	H: 0 LOB: 0 BB: 0 P: 10	R: 0 H: 0 E: 0 K: 1 S: 10	H: 0 LOB: 0 BB: 0 P: 18	R: 0 H: 0 E: 0 K: 1 S: 9	H: 1 LOB: 1 BB: 0 P: 9	R: 4 H: 4 E: 0 K: 1 S: 19	H: 4 LOB: 1 BB: 0 P: 32	R: 0 H: 0 E: 0 K: 1 S: 9	H: 0 LOB: 1 BB: 1 P: 17	R: 1 H: 1 E: 0 K: 2 S: 12	H: 1 LOB: 0 BB: 0 P: 15	R: 2 H: 3 E: 0 K: 0 S: 10	H: 3 LOB: 1 BB: 0 P: 14	1B: 8 2B: 2 3B: 0 HR: 2	SF: 1 SAC: 0 DP: 1 HBP: 1	WP: 3 PB: 0 SB: 0 CS: 0	PA: 40
<b>PITCHER</b>	IP WLS BF H R ER SO BB IBB HBP BLK WP HR S P ERA WHIP																			
38 Kyle Kendrick, R ERA: 4.62	(1, 1) 5.2 L 23 5 5 5 5 0 0 0 1 0 0 2 1 61 88 7.94 0.882																			
43 Mario Hollands, L ERA: 3.16	(6, 1) 1.1 8 3 2 2 2 2 0 0 0 0 0 1 17 32 13.50 3.000																			
30 Justin De Fratus, R ERA: 3.0	(8, 1) 1.1 8 4 3 3 2 0 0 0 0 0 1 1 21 27 20.25 3.000																			
52 Jeff Manship, R ERA: 5.68	(9, 1) 0.2 1 0 0 0 0 0 0 0 0 0 0 0 1 2 0.00 0.000																			

Batter	1	2	3	4	5	6	7	8	9	AB	R	H	RBI	BB	SO	LOB	BOTTOM			
24 Grady Sizemore, L OBP: 0.289, SLG: 0.325										4	1	1	0	0	1	1	<p>Washington Nationals @ Philadelphia Phillies Citizens Bank Park, Philadelphia, PA Sun Jul 13 2014, 1:39 PM - 4:41 PM EDT Att: 30,185 - Cloudy - 87 F</p> <p>livebaseballscorecards.com</p> <p>AB 32 R 3 H 5 RBI 3 BB 1 SO 8 LOB 15</p>			
11 Jimmy Rollins, S OBP: 0.327, SLG: 0.391										4	0	1	0	0	0	1				
26 Chase Utley, L OBP: 0.349, SLG: 0.445 16 César Hernández, Sr, PH										3	0	0	0	0	0	2				
6 Ryan Howard, L OBP: 0.300, SLG: 0.381										3	1	0	1	1	0	1				
3 Marlon Byrd, R OBP: 0.315, SLG: 0.479										3	0	0	0	0	3	3				
25 Cody Asche, L OBP: 0.309, SLG: 0.408										4	0	2	1	0	0	1				
29 Cameron Rupp, R OBP: 0.233, SLG: 0.293										4	0	0	1	0	2	3				
2 Ben Revere, L OBP: 0.316, SLG: 0.354 30 Justin De Fratus, S 52 Jeff Manship, R 9 Domonic Brown, L OBP: 0.279, SLG: 0.329										3	0	1	0	0	1	1				
38 Kyle Kendrick, R OBP: 0.103, SLG: 0.079 43 Mario Hollands, L 19 Tony Gwynn Jr., L OBP: 0.283, SLG: 0.295 15 John Mayberry Jr., R OBP: 0.306, SLG: 0.398										1	0	0	0	0	1	1				
<b>Inning Stats</b>	R: 0 H: 0 E: 0 K: 0 S: 11	H: 0 LOB: 0 BB: 0 P: 15	R: 0 H: 0 E: 0 K: 1 S: 6	H: 0 LOB: 1 BB: 0 P: 10	R: 0 H: 1 E: 0 K: 0 S: 8	H: 1 LOB: 0 BB: 0 P: 14	R: 0 H: 0 E: 0 K: 3 S: 11	H: 1 LOB: 1 BB: 0 P: 17	R: 1 H: 2 E: 0 K: 1 S: 12	H: 2 LOB: 1 BB: 0 P: 17	R: 0 H: 0 E: 0 K: 0 S: 7	H: 0 LOB: 0 BB: 0 P: 13	R: 0 H: 0 E: 0 K: 1 S: 7	H: 0 LOB: 0 BB: 0 P: 12	R: 2 H: 1 E: 1 K: 1 S: 13	H: 1 LOB: 1 BB: 1 P: 25		1B: 3 2B: 2 3B: 0 HR: 0	SF: 0 SAC: 1 DP: 0 HBP: 1	WP: 1 PB: 0 SB: 0 CS: 0
<b>PITCHER</b>	IP WLS BF H R ER SO BB IBB HBP BLK WP HR S P ERA WHIP																			
57 Tanner Roark, R ERA: 3.01	(1, 1) 7.0 W 26 4 1 1 6 0 0 0 1 0 0 0 65 104 1.29 0.571																			
48 Ross Detwiler, L ERA: 3.79	(8, 1) 1.0 3 0 0 0 1 0 0 0 0 0 0 7 12 0.00 0.000																			
30 Aaron Barrett, R ERA: 2.64	(9, 1) 1.0 6 1 2 0 1 1 0 0 0 0 1 0 13 25 0.00 2.000																			



Batter	1	2	3	4	5	6	7	8	9	AB	R	H	RBI	BB	SO	LOB	TOP										
2 Ben Revere, L OBP: 0.313, SLG: 0.350	G3		G6-3		G6-3		F7			4	0	0	0	0	0	0	Philadelphia Phillies @ Atlanta Braves Turner Field, Atlanta, GA Fri Jul 18 2014, 7:37 PM - 10:22 PM EDT Att: 39,747 - Cloudy - 76 F										
11 Jimmy Rollins, S OBP: 0.329, SLG: 0.389	G1-3		G4-6-3 26 BB		E3 26 2B 6 1B					2	1	0	0	2	0	0											
26 Chase Utley, L OBP: 0.348, SLG: 0.446	G3		G4-6-3 1-2		6 1B 2B					4	1	1	0	0	1	2											
6 Ryan Howard, L OBP: 0.302, SLG: 0.381										3	1	1	2	1	0	0											
3 Marlon Byrd, R OBP: 0.315, SLG: 0.475										3	1	0	0	1	1	1											
24 Grady Sizemore, L OBP: 0.293, SLG: 0.328										4	0	2	0	0	1	1											
25 Cody Asche, L OBP: 0.308, SLG: 0.407										3	0	1	1	0	1	1											
29 Cameron Rupp, R OBP: 0.239, SLG: 0.295										3	0	1	1	0	1	0											
34 A.J. Burnett, R OBP: 0.205, SLG: 0.214										2	0	0	0	0	0	2											
52 Jeff Manship, R ERA: 4.03										0	0	0	0	0	0	0											
19 Tony Gwynn Jr., L OBP: 0.281, SLG: 0.294										0	0	0	0	0	0	0											
59 Antonio Bastardo, R ERA: 1.35										0	0	0	0	0	0	0											
30 Justin De Fratus, S ERA: 2.57										0	0	0	0	0	0	0											
46 Craig Kimbrel, R ERA: 1.86										0	0	0	0	0	0	0											
<b>Inning Stats</b>	R: 0 E: 0 K: 0 S: 10	H: 0 LOB: 0 BB: 0 P: 15	R: 2 E: 0 K: 0 S: 12	H: 2 LOB: 1 BB: 2 P: 25	R: 0 E: 0 K: 0 S: 8	H: 0 LOB: 0 BB: 1 P: 13	R: 0 E: 0 K: 0 S: 11	H: 2 LOB: 1 BB: 0 P: 17	R: 0 E: 0 K: 1 S: 15	H: 0 LOB: 0 BB: 0 P: 14	R: 2 E: 0 K: 1 S: 15	H: 2 LOB: 1 BB: 0 P: 20	R: 0 E: 0 K: 1 S: 7	H: 0 LOB: 0 BB: 1 P: 11	R: 0 E: 0 K: 2 S: 6	H: 0 LOB: 0 BB: 1 P: 14	R: 0 E: 0 K: 2 S: 8	H: 0 LOB: 0 BB: 0 P: 13	1B: 5 2B: 1 3B: 0 HR: 0	SF: 1 SAC: 0 DP: 2 HBP: 0	WP: 0 PB: 0 SB: 0 CS: 0	PA: 34					
<b>PITCHER</b>	IP	WLS	BF	H	R	ER	SO	BB	IBB	HBP	BLK	WP	HR	S	P	ERA	WHIP										
30 Ervin Santana, R ERA: 4.03	6.0	W	25	6	4	3	1	3	0	0	0	0	0	64	104	4.50	1.500										
59 Shae Simmons, R ERA: 1.35	1.0	H	3	0	0	0	1	0	0	0	0	0	0	7	11	0.00	0.000										
52 Jordan Walden, R ERA: 2.57	1.0	H	3	0	0	0	1	1	0	0	0	0	0	6	14	0.00	1.000										
46 Craig Kimbrel, R ERA: 1.86	1.0	S	3	0	0	0	2	0	0	0	0	0	0	8	13	0.00	0.000										

AB	29
R	4
H	6
RBI	4
BB	4
SO	5
LOB	7



Batter	1	2	3	4	5	6	7	8	9	AB	R	H	RBI	BB	SO	LOB	BOTTOM										
2 B.J. Upton, R OBP: 0.277, SLG: 0.343	G4-3				L9					4	1	1	1	0	1	0	Philadelphia Phillies @ Atlanta Braves Turner Field, Atlanta, GA Fri Jul 18 2014, 7:37 PM - 10:22 PM EDT Att: 39,747 - Cloudy - 76 F										
19 Andrelton Simmons, R OBP: 0.308, SLG: 0.362	G5-3									4	0	1	2	0	0	0											
5 Freddie Freeman, L OBP: 0.383, SLG: 0.491										3	0	0	0	1	0	1											
8 Justin Upton, R OBP: 0.347, SLG: 0.496	L4									4	1	1	0	0	1	1											
22 Jason Heyward, L OBP: 0.344, SLG: 0.385										4	2	2	2	0	1	0											
23 Chris Johnson, R OBP: 0.303, SLG: 0.380	G4-3									4	0	2	0	0	0	0											
7 Tommy La Stella, L OBP: 0.369, SLG: 0.354	L8									4	0	1	1	0	1	1											
25 Christian Bethancourt, R OBP: 0.300, SLG: 0.277										4	1	1	0	0	2	2											
30 Ervin Santana, R ERA: 4.03										2	1	1	0	0	1	0											
1 Tyler Pastornicky, R OBP: 0.253, SLG: 0.250										1	0	0	0	0	0	0											
59 Shae Simmons, R ERA: 1.35										0	0	0	0	0	0	0											
52 Jordan Walden, R ERA: 2.57										0	0	0	0	0	0	0											
46 Craig Kimbrel, R ERA: 1.86										0	0	0	0	0	0	0											
<b>Inning Stats</b>	R: 0 E: 0 K: 0 S: 5	H: 0 LOB: 1 BB: 1 P: 11	R: 4 E: 0 K: 0 S: 16	H: 5 LOB: 1 BB: 0 P: 19	R: 0 E: 0 K: 2 S: 9	H: 1 LOB: 1 BB: 0 P: 13	R: 0 E: 0 K: 2 S: 7	H: 0 LOB: 0 BB: 0 P: 12	R: 2 E: 0 K: 1 S: 16	H: 4 LOB: 2 BB: 0 P: 22	R: 0 E: 0 K: 1 S: 9	H: 0 LOB: 0 BB: 0 P: 14	R: 0 E: 0 K: 1 S: 7	H: 0 LOB: 0 BB: 0 P: 10	R: 0 E: 0 K: 1 S: 7	H: 0 LOB: 0 BB: 0 P: 10	R: 0 E: 0 K: 1 S: 7	1B: 7 2B: 2 3B: 0 HR: 1	SF: 0 SAC: 0 DP: 0 HBP: 0	WP: 0 PB: 0 SB: 1 CS: 0	PA: 35						
<b>PITCHER</b>	IP	WLS	BF	H	R	ER	SO	BB	IBB	HBP	BLK	WP	HR	S	P	ERA	WHIP										
34 A.J. Burnett, R ERA: 4.03	5.0	L	26	10	6	6	5	1	0	0	0	0	0	53	77	10.80	2.200										
52 Jeff Manship, R ERA: 5.4	1.0		3	0	0	0	1	0	0	0	0	0	0	9	14	0.00	0.000										
59 Antonio Bastardo, L ERA: 1.38	1.0		3	0	0	0	0	0	0	0	0	0	0	9	14	0.00	0.000										
30 Justin De Fratus, R ERA: 2.89	1.0		3	0	0	0	1	0	0	0	0	0	0	7	10	0.00	0.000										

AB	34
R	6
H	10
RBI	6
BB	1
SO	7
LOB	5





Batter	1	2	3	4	5	6	7	8	9	AB	R	H	RBI	BB	SO	LOB	TOP			
24 Grady Sizemore, L OBP: 0.304, SLG: 0.341										4	1	3	0	1	0	0	<b>Philadelphia Phillies @ Atlanta Braves</b> Turner Field, Atlanta, GA Sat Jul 19, 2014, 7:13 PM - 10:09 PM EDT Att: 38,602 - Cloudy - 78 F			
11 Jimmy Rollins, S OBP: 0.328, SLG: 0.395										5	1	1	2	0	0	4				
26 Chase Utley, L OBP: 0.347, SLG: 0.441										4	0	0	0	1	0	2				
6 Ryan Howard, L OBP: 0.301, SLG: 0.378										3	0	0	0	1	1	4				
3 Marlon Byrd, R OBP: 0.317, SLG: 0.476										4	0	2	0	0	1	5				
25 Cody Asche, L OBP: 0.304, SLG: 0.402										3	0	0	0	0	1	1				
9 Donomic Brown, L 53 Ken Giles, R 58 Jonathan Papelbon, R										4	0	2	0	0	0	1				
29 Cameron Rupp, R OBP: 0.220, SLG: 0.271										4	0	0	0	0	2	4				
35 Cole Hamels, L 2 Ben Revere, L										3	0	1	0	0	2	1				
										1	0	0	0	0	2					
<b>Inning Stats</b>	R: 0 E: 0 K: 1 S: 12	H: 1 LOB: 2 BB: 1 P: 23	R: 0 E: 0 K: 0 S: 8	H: 0 LOB: 0 BB: 0 P: 16	R: 0 E: 0 K: 0 S: 12	H: 2 LOB: 3 BB: 1 P: 20	R: 0 E: 0 K: 1 S: 10	H: 1 LOB: 1 BB: 0 P: 11	R: 0 E: 0 K: 2 S: 14	H: 1 LOB: 1 BB: 0 P: 20	R: 2 E: 0 K: 2 S: 14	H: 2 LOB: 0 BB: 0 P: 23	R: 0 E: 0 K: 1 S: 14	H: 2 LOB: 2 BB: 0 P: 21	R: 0 E: 0 K: 0 S: 8	H: 0 LOB: 0 BB: 0 P: 10	1B: 7 2B: 1 3B: 0 HR: 1	SF: 0 SAC: 1 DP: 0 HBP: 0	WP: 0 PB: 0 SB: 0 CS: 0	PA: 39
<b>PITCHER</b>	IP WLS BF H R ER SO BB IBB HBP BLK WP HR S P ERA WHIP																			
34 Aaron Harang, R ERA: 3.36	6.0		26	5	0	0	4	3	0	0	0	0	0	0	0	62	103	0.00	1.333	
59 Shae Simmons, R ERA: 2.18	0.2	L	4	2	2	2	1	0	0	0	0	0	0	0	1	11	18	27.00	3.000	
51 Chasen Shreve, L ERA: 2.39	0.2		4	2	0	0	1	0	0	0	0	0	0	0	8	12	0.00	3.000		
38 Anthony Varvaro, R ERA: 4.13	0.2		2	0	0	0	1	0	0	0	0	0	0	0	9	14	0.00	0.000		
48 David Carpenter, R	1.0		3	0	0	0	0	0	0	0	0	0	0	0	8	10	0.00	0.000		

Batter	1	2	3	4	5	6	7	8	9	AB	R	H	RBI	BB	SO	LOB	BOTTOM			
2 B.J. Upton, R OBP: 0.277, SLG: 0.342										4	0	1	0	0	2	1	<b>Philadelphia Phillies @ Atlanta Braves</b> Turner Field, Atlanta, GA Sat Jul 19, 2014, 7:13 PM - 10:09 PM EDT Att: 38,602 - Cloudy - 78 F			
19 Andreton Simmons, R OBP: 0.305, SLG: 0.357										4	0	0	0	0	0	0				
5 Freddie Freeman, L OBP: 0.379, SLG: 0.485										4	0	0	0	0	1	0				
8 Justin Upton, R OBP: 0.346, SLG: 0.496										4	1	1	0	0	1	0				
22 Jason Heyward, L OBP: 0.344, SLG: 0.383										2	0	0	0	0	0	1				
23 Chris Johnson, R OBP: 0.303, SLG: 0.382										3	0	1	1	0	2	1				
7 Tommy La Stella, L OBP: 0.368, SLG: 0.360										3	0	1	0	0	1	2				
25 Christian Bethancourt, R OBP: 0.283, SLG: 0.260										3	0	0	0	0	2	1				
34 Aaron Harang, R 1 Vijay Pasterick, R 59 Shae Simmons, R 51 Chasen Shreve, L 38 Anthony Varvaro, R 4 Ryan Doumit, S 48 David Carpenter, R										1	0	0	0	0	1	0				
										1	0	0	0	0	0	0				
<b>Inning Stats</b>	R: 0 E: 0 K: 1 S: 9	H: 0 LOB: 0 BB: 0 P: 10	R: 0 E: 0 K: 1 S: 9	H: 0 LOB: 0 BB: 0 P: 14	R: 0 E: 0 K: 1 S: 11	H: 0 LOB: 0 BB: 0 P: 12	R: 0 E: 0 K: 2 S: 9	H: 0 LOB: 0 BB: 0 P: 14	R: 0 E: 0 K: 2 S: 9	H: 1 LOB: 1 BB: 0 P: 11	R: 1 E: 0 K: 1 S: 11	H: 2 LOB: 1 BB: 0 P: 16	R: 0 E: 0 K: 2 S: 9	H: 1 LOB: 0 BB: 0 P: 12	R: 0 E: 0 K: 0 S: 4	H: 0 LOB: 0 BB: 0 P: 5	1B: 2 2B: 3 3B: 0 HR: 0	SF: 0 SAC: 0 DP: 0 HBP: 1	WP: 0 PB: 0 SB: 0 CS: 2	PA: 32
<b>PITCHER</b>	IP WLS BF H R ER SO BB IBB HBP BLK WP HR S P ERA WHIP																			
35 Cole Hamels, L ERA: 2.83	7.0		25	4	1	1	9	0	0	0	0	0	0	0	71	95	1.29	0.571		
53 Ken Giles, R ERA: 0.6	1.0	H	3	1	0	0	2	0	0	0	0	0	0	0	9	12	0.00	1.000		
58 Jonathan Papelbon, R ERA: 1.17	1.0	S	3	0	0	0	0	0	0	0	0	0	0	4	5	0.00	0.000			



Batter	1	2	3	4	5	6	7	8	9	AB	R	H	RBI	BB	SO	LOB	TOP			
24 Grady Sizemore, L OBP: 0.307, SLG: 0.344 30 Justin De Fratus, S										4	0	2	0	0	1	0	Philadelphia Phillies @ Atlanta Braves Turner Field, Atlanta, GA Sun Jul 20 2014, 1:38 PM - 6:00 PM EDT Att: 24,859 - Overcast - 72 F			
11 Jimmy Rollins, S OBP: 0.324, SLG: 0.391										4	0	0	0	0	1	4				
26 Chase Utley, L OBP: 0.343, SLG: 0.436										4	0	0	0	0	1	3				
3 Marlon Byrd, R OBP: 0.318, SLG: 0.484										4	1	2	1	0	1	1				
9 Domico Brown, L OBP: 0.281, SLG: 0.333										4	0	1	0	0	2	1				
15 John Mayberry Jr., R OBP: 0.304, SLG: 0.418										4	1	1	1	0	1	2				
25 Cody Asche, L OBP: 0.299, SLG: 0.395										4	0	0	0	0	4	2				
47 Koyie Hill, S OBP: 0.273, SLG: 0.286										4	0	2	0	0	1	1				
38 Kyle Kendrick, R OBP: 0.098, SLG: 0.075 43 Mario Hollands, L 63 Jake Diekman, R 2 Ben Revere, L OBP: 0.314, SLG: 0.350										2	0	0	0	0	1	1				
<b>Inning Stats</b>	R: 0 E: 0 K: 1 S: 11	H: 1 LOB: 1 BB: 0 P: 17	R: 1 E: 0 K: 1 S: 15	H: 2 LOB: 1 BB: 0 P: 22	R: 0 E: 0 K: 1 S: 7	H: 0 LOB: 0 BB: 0 P: 10	R: 0 E: 0 K: 2 S: 11	H: 0 LOB: 0 BB: 0 P: 17	R: 0 E: 0 K: 1 S: 11	H: 0 LOB: 0 BB: 0 P: 18	R: 0 E: 0 K: 3 S: 12	H: 1 LOB: 1 BB: 0 P: 15	R: 0 E: 0 K: 0 S: 8	H: 3 LOB: 2 BB: 0 P: 14	R: 1 E: 0 K: 2 S: 13	H: 2 LOB: 1 BB: 0 P: 18	1B: 6 2B: 1 3B: 0 HR: 2	SF: 0 SAC: 0 DP: 1 HBP: 0	WP: 0 PB: 0 SB: 0 CS: 0	PA: 35
<b>PITCHER</b>	IP WLS BF H R ER SO BB IBB HBP BLK WP HR S P ERA WHIP																			
40 Alex Wood, L ERA: 3.24	6.0 W 21 3 1 1 8 0 0 0 0 0 1 62 95 1.50 0.500																			
57 David Hale, R ERA: 2.98	2.0 9 4 0 0 3 0 0 0 0 0 0 20 29 0.00 2.000																			
48 David Carpenter, R ERA: 4.28	1.0 5 2 1 1 2 0 0 0 0 0 0 1 13 18 9.00 2.000																			

Batter	1	2	3	4	5	6	7	8	9	AB	R	H	RBI	BB	SO	LOB	BOTTOM			
2 B.J. Upton, R OBP: 0.278, SLG: 0.339										3	1	0	0	2	1	2	Philadelphia Phillies @ Atlanta Braves Turner Field, Atlanta, GA Sun Jul 20 2014, 1:38 PM - 6:00 PM EDT Att: 24,859 - Overcast - 72 F			
19 Andreton Simmons, R OBP: 0.303, SLG: 0.353										4	0	0	1	1	0	1				
5 Freddie Freeman, L OBP: 0.379, SLG: 0.483										4	1	1	1	0	1	0				
8 Justin Upton, R OBP: 0.352, SLG: 0.501 1 Tyler Pastornicky, R OBP: 0.302, SLG: 0.263 57 David Hale, R OBP: 0.067, SLG: 0.071 4 Ryan Doumit, S OBP: 0.238, SLG: 0.323 48 David Carpenter, R ERA: 4.28										2	2	2	0	0	0	0				
22 Jason Heyward, L OBP: 0.342, SLG: 0.379										4	1	0	1	1	0	6				
23 Chris Johnson, R OBP: 0.303, SLG: 0.389										4	1	1	2	0	0	4				
7 Tommy La Stella, L OBP: 0.371, SLG: 0.376										4	0	2	3	0	1	0				
11 Gerald Laird, R OBP: 0.325, SLG: 0.308										2	1	1	0	2	0	1				
40 Alex Wood, R OBP: 0.136, SLG: 0.050 17 Jordan Schafer, L OBP: 0.256, SLG: 0.229										2	0	0	0	0	0	1				
<b>Inning Stats</b>	R: 0 E: 0 K: 0 S: 8	H: 0 LOB: 0 BB: 0 P: 12	R: 2 E: 0 K: 0 S: 13	H: 3 LOB: 1 BB: 0 P: 17	R: 4 E: 1 K: 0 S: 13	H: 1 LOB: 1 BB: 2 P: 29	R: 0 E: 0 K: 1 S: 8	H: 0 LOB: 0 BB: 0 P: 12	R: 0 E: 0 K: 0 S: 8	H: 1 LOB: 1 BB: 0 P: 9	R: 2 E: 0 K: 2 S: 19	H: 1 LOB: 3 BB: 4 P: 40	R: 0 E: 0 K: 1 S: 9	H: 1 LOB: 2 BB: 1 P: 16	R: 0 E: 0 K: 1 S: 8	H: 1 LOB: 1 BB: 0 P: 12	1B: 4 2B: 3 3B: 0 HR: 1	SF: 0 SAC: 0 DP: 0 HBP: 2	WP: 0 PB: 0 SB: 0 CS: 0	PA: 41
<b>PITCHER</b>	IP WLS BF H R ER SO BB IBB HBP BLK WP HR S P ERA WHIP																			
38 Kyle Kendrick, R ERA: 4.87	5.0 L 24 5 6 6 1 2 0 0 2 0 0 0 50 79 10.80 1.400																			
43 Mario Hollands, L ERA: 3.62	1.0 8 1 2 2 2 4 0 0 0 0 0 0 19 40 18.00 5.000																			
63 Jake Diekman, L ERA: 4.43	1.0 5 1 0 0 1 1 0 0 0 0 0 0 9 16 0.00 2.000																			
30 Justin De Fratus, R ERA: 2.79	1.0 4 1 0 0 1 0 0 0 0 0 0 0 8 12 0.00 1.000																			

AB 35  
R 2  
H 9  
RBI 2  
BB 0  
SO 13  
LOB 15



AB 32  
R 8  
H 8  
RBI 8  
BB 7  
SO 5  
LOB 20













Batter	1	2	3	4	5	6	7	8	9	AB	R	H	RBI	BB	SO	LOB	TOP								
8 Hunter Pence, R OBP: 0.360, SLG: 0.481	G5-3		G5-3		G5-3			CS BB	E4 2B	4	0	1	3	1	0	2	<b>San Francisco Giants @ Philadelphia Phillies</b> Citizens Bank Park, Philadelphia, PA Wed Jul 23 2014, 7:12 PM - 11:14 PM EDT Att: 28,648 - Cloudy - 91 F								
6 Ehire Adrianza, S OBP: 0.277, SLG: 0.298	G4-3		K			CS 1B		K	G3-1	5	0	1	0	0	2	4									
28 Buster Posey, R OBP: 0.345, SLG: 0.440	G5-3			L9		BB		BB		2	0	0	0	2	0	0									
48 Pablo Sandoval, S OBP: 0.328, SLG: 0.435		G1-5-3		HBP		BB		L7		3	0	1	0	0	0	1									
38 Michael Morse, R OBP: 0.326, SLG: 0.482	G5-3			HBP		BB																			
7 Gregor Blanco, L OBP: 0.315, SLG: 0.307	G5-3		K			F9				3	0	0	0	0	1	3									
37 Adam Duvall, R OBP: 0.214, SLG: 0.464	1B		G5-3			K			HBP	4	0	1	0	0	2	4									
21 Tyler Colvin, L OBP: 0.270, SLG: 0.389	K					F8		G3-1		4	0	0	0	0	2	2									
35 Brandon Crawford, L OBP: 0.326, SLG: 0.409			BB			F7		G3		2	1	0	0	2	0	0									
40 Madison Bumgarner, R OBP: 0.286, SLG: 0.500			K					G5-3		3	0	1	0	0	1	1									
29 Hector Sanchez, S OBP: 0.239, SLG: 0.392									BB	0	1	0	0	1	0	0									
46 Santiago Casilla, R										0	0	0	0	0	0	0									
<b>Inning Stats</b>	R: 0 H: 0 E: 0 K: 0 S: 9	H: 0 LOB: 0 BB: 0 P: 14	R: 0 H: 1 E: 0 K: 1 S: 12	H: 1 LOB: 1 BB: 0 P: 16	R: 0 H: 0 E: 0 K: 2 S: 10	H: 0 LOB: 1 BB: 1 P: 15	R: 0 H: 0 E: 0 K: 1 S: 6	H: 0 LOB: 0 BB: 0 P: 11	R: 0 H: 1 E: 0 K: 0 S: 13	H: 1 LOB: 1 BB: 0 P: 24	R: 0 H: 2 E: 0 K: 1 S: 12	H: 2 LOB: 2 BB: 1 P: 20	R: 0 H: 0 E: 0 K: 0 S: 6	H: 0 LOB: 0 BB: 0 P: 10	R: 0 H: 0 E: 0 K: 1 S: 8	H: 0 LOB: 1 BB: 2 P: 21	R: 3 H: 1 E: 1 K: 2 S: 14	H: 2 LOB: 2 BB: 2 P: 29	1B: 4 2B: 1 3B: 0 HR: 0	SF: 0 SAC: 0 DP: 0 HBP: 2	WP: 0 PB: 0 CS: 2	PA: 38			
<b>PITCHER</b>	IP WLS BF H R ER SO BB IBB HBP BLK WP HR S P ERA WHIP	IP WLS BF H R ER SO BB IBB HBP BLK WP HR S P ERA WHIP	IP WLS BF H R ER SO BB IBB HBP BLK WP HR S P ERA WHIP	IP WLS BF H R ER SO BB IBB HBP BLK WP HR S P ERA WHIP	IP WLS BF H R ER SO BB IBB HBP BLK WP HR S P ERA WHIP	IP WLS BF H R ER SO BB IBB HBP BLK WP HR S P ERA WHIP	IP WLS BF H R ER SO BB IBB HBP BLK WP HR S P ERA WHIP	IP WLS BF H R ER SO BB IBB HBP BLK WP HR S P ERA WHIP	IP WLS BF H R ER SO BB IBB HBP BLK WP HR S P ERA WHIP	IP WLS BF H R ER SO BB IBB HBP BLK WP HR S P ERA WHIP	IP WLS BF H R ER SO BB IBB HBP BLK WP HR S P ERA WHIP	IP WLS BF H R ER SO BB IBB HBP BLK WP HR S P ERA WHIP	IP WLS BF H R ER SO BB IBB HBP BLK WP HR S P ERA WHIP	IP WLS BF H R ER SO BB IBB HBP BLK WP HR S P ERA WHIP	IP WLS BF H R ER SO BB IBB HBP BLK WP HR S P ERA WHIP	IP WLS BF H R ER SO BB IBB HBP BLK WP HR S P ERA WHIP	IP WLS BF H R ER SO BB IBB HBP BLK WP HR S P ERA WHIP	IP WLS BF H R ER SO BB IBB HBP BLK WP HR S P ERA WHIP	IP WLS BF H R ER SO BB IBB HBP BLK WP HR S P ERA WHIP	IP WLS BF H R ER SO BB IBB HBP BLK WP HR S P ERA WHIP	IP WLS BF H R ER SO BB IBB HBP BLK WP HR S P ERA WHIP	IP WLS BF H R ER SO BB IBB HBP BLK WP HR S P ERA WHIP	IP WLS BF H R ER SO BB IBB HBP BLK WP HR S P ERA WHIP	IP WLS BF H R ER SO BB IBB HBP BLK WP HR S P ERA WHIP	IP WLS BF H R ER SO BB IBB HBP BLK WP HR S P ERA WHIP

AB	30
R	3
H	5
RBI	3
BB	6
SO	8
LOB	17



Batter	1	2	3	4	5	6	7	8	9	AB	R	H	RBI	BB	SO	LOB	BOTTOM								
2 Ben Revere, L OBP: 0.318, SLG: 0.354	G5-4-3 1B		G4-3			CS 1B			G3	4	0	2	0	0	0	0	<b>San Francisco Giants @ Philadelphia Phillies</b> Citizens Bank Park, Philadelphia, PA Wed Jul 23 2014, 7:12 PM - 11:14 PM EDT Att: 28,648 - Cloudy - 91 F								
11 Jimmy Rollins, S OBP: 0.326, SLG: 0.397	G5-4-3 1-2		G5-3			CS G5-3		G5-3		4	1	1	0	0	0	1									
26 Chase Utley, L OBP: 0.342, SLG: 0.429	K					F9		F9		4	0	0	0	0	2	1									
3 Marlon Byrd, R OBP: 0.318, SLG: 0.478	G5-3			L6				P5		4	0	1	1	0	0	0									
51 Carlos Ruiz, R OBP: 0.365, SLG: 0.363	E7 2B					G6-3			F8	4	0	2	0	0	0	1									
9 Dominic Brown, L OBP: 0.279, SLG: 0.327	K					F9				3	0	1	0	0	1	1									
18 Darin Ruf, R OBP: 0.143, SLG: 0.308	G5-3					K			SH1-3 1B	2	0	0	0	0	1	1									
4 Andrés Blanco, S OBP: 0.100, SLG: 0.100			K					L8		3	0	0	0	0	2	2									
34 A.J. Burnett, R OBP: 0.196, SLG: 0.205			G5-3					L7		2	0	0	0	0	0	0									
24 Grady Sizemore, L OBP: 0.300, SLG: 0.335								F7		1	0	0	0	0	0	2									
58 Jonathan Papelbon, R										0	0	0	0	0	0	0									
<b>Inning Stats</b>	R: 0 H: 1 E: 0 K: 1 S: 9	H: 1 LOB: 0 BB: 0 P: 12	R: 0 H: 1 E: 1 K: 1 S: 8	H: 1 LOB: 0 BB: 0 P: 12	R: 0 H: 0 E: 0 K: 1 S: 7	H: 0 LOB: 0 BB: 0 P: 11	R: 0 H: 0 E: 0 K: 1 S: 8	H: 0 LOB: 0 BB: 0 P: 11	R: 0 H: 1 E: 0 K: 0 S: 7	H: 1 LOB: 0 BB: 0 P: 8	R: 0 H: 0 E: 0 K: 0 S: 3	H: 0 LOB: 0 BB: 0 P: 6	R: 0 H: 2 E: 0 K: 1 S: 16	H: 2 LOB: 2 BB: 0 P: 23	R: 1 H: 2 E: 0 K: 0 S: 12	H: 2 LOB: 1 BB: 0 P: 16	1B: 5 2B: 2 3B: 0 HR: 0	SF: 0 SAC: 1 DP: 1 HBP: 0	WP: 0 PB: 0 CS: 1	PA: 33					
<b>PITCHER</b>	IP WLS BF H R ER SO BB IBB HBP BLK WP HR S P ERA WHIP	IP WLS BF H R ER SO BB IBB HBP BLK WP HR S P ERA WHIP	IP WLS BF H R ER SO BB IBB HBP BLK WP HR S P ERA WHIP	IP WLS BF H R ER SO BB IBB HBP BLK WP HR S P ERA WHIP	IP WLS BF H R ER SO BB IBB HBP BLK WP HR S P ERA WHIP	IP WLS BF H R ER SO BB IBB HBP BLK WP HR S P ERA WHIP	IP WLS BF H R ER SO BB IBB HBP BLK WP HR S P ERA WHIP	IP WLS BF H R ER SO BB IBB HBP BLK WP HR S P ERA WHIP	IP WLS BF H R ER SO BB IBB HBP BLK WP HR S P ERA WHIP	IP WLS BF H R ER SO BB IBB HBP BLK WP HR S P ERA WHIP	IP WLS BF H R ER SO BB IBB HBP BLK WP HR S P ERA WHIP	IP WLS BF H R ER SO BB IBB HBP BLK WP HR S P ERA WHIP	IP WLS BF H R ER SO BB IBB HBP BLK WP HR S P ERA WHIP	IP WLS BF H R ER SO BB IBB HBP BLK WP HR S P ERA WHIP	IP WLS BF H R ER SO BB IBB HBP BLK WP HR S P ERA WHIP	IP WLS BF H R ER SO BB IBB HBP BLK WP HR S P ERA WHIP	IP WLS BF H R ER SO BB IBB HBP BLK WP HR S P ERA WHIP	IP WLS BF H R ER SO BB IBB HBP BLK WP HR S P ERA WHIP	IP WLS BF H R ER SO BB IBB HBP BLK WP HR S P ERA WHIP	IP WLS BF H R ER SO BB IBB HBP BLK WP HR S P ERA WHIP	IP WLS BF H R ER SO BB IBB HBP BLK WP HR S P ERA WHIP	IP WLS BF H R ER SO BB IBB HBP BLK WP HR S P ERA WHIP	IP WLS BF H R ER SO BB IBB HBP BLK WP HR S P ERA WHIP	IP WLS BF H R ER SO BB IBB HBP BLK WP HR S P ERA WHIP	IP WLS BF H R ER SO BB IBB HBP BLK WP HR S P ERA WHIP

AB	31
R	1
H	7
RBI	1
BB	0
SO	6
LOB	9





Batter	1	2	3	4	5	6	7	8	9	AB	R	H	RBI	BB	SO	LOB	TOP								
8 Hunter Pence, R OBP: 0.357, SLG: 0.476										4	0	0	0	0	3	2									
6 Ehre Adrianza, S OBP: 0.279, SLG: 0.299										3	0	1	1	0	1	0									
35 Brandon Crawford, L OBP: 0.325, SLG: 0.408										3	0	1	0	1	2	1									
28 Buster Posey, R OBP: 0.347, SLG: 0.439										4	0	0	0	0	2										
48 Pablo Sandoval, S OBP: 0.325, SLG: 0.431										4	0	0	0	0	2										
38 Michael Morse, R OBP: 0.325, SLG: 0.479										4	0	1	0	0	3	1									
37 Adam Duval, R OBP: 0.250, SLG: 0.452										3	0	1	0	0	0	0									
13 Joaquin Arias, R OBP: 0.205, SLG: 0.197										4	0	0	0	0	2	4									
7 Grégor Blanco, L OBP: 0.318, SLG: 0.311										4	1	2	0	0	0	0									
17 Tim Hudson, R OBP: 0.122, SLG: 0.053										1	0	0	0	0	0	0									
19 Marco Scutaro, R OBP: 0.167, SLG: 0.091										1	0	0	0	0	0	1									
49 Javier López, L OBP: 0.167, SLG: 0.091										0	0	0	0	0	0	0									
63 Jean Machi, R OBP: 0.167, SLG: 0.091										0	0	0	0	0	0	0									
<b>Inning Stats</b>	R: 0 E: 0 K: 1 S: 8	H: 0 LOB: 0 BB: 0 P: 9	R: 0 E: 1 K: 2 S: 14	H: 1 LOB: 1 BB: 0 P: 17	R: 0 E: 0 K: 1 S: 8	H: 0 LOB: 0 BB: 0 P: 11	R: 0 E: 0 K: 1 S: 14	H: 2 LOB: 3 BB: 0 P: 18	R: 1 E: 0 K: 2 S: 15	H: 2 LOB: 1 BB: 0 P: 21	R: 0 E: 0 K: 1 S: 7	H: 0 LOB: 0 BB: 0 P: 9	R: 0 E: 0 K: 1 S: 10	H: 1 LOB: 1 BB: 0 P: 11	R: 0 E: 0 K: 1 S: 14	H: 0 LOB: 1 BB: 0 P: 20	R: 0 E: 0 K: 1 S: 5	H: 0 LOB: 0 BB: 0 P: 10	1B: 6 2B: 0 3B: 0 HR: 0	SF: 0 SAC: 1 DP: 0 HBP: 1	WP: 0 PB: 0 SB: 0 CS: 0	PA: 35			
<b>PITCHER</b>	IP: 8.0 WLS: W BF: 32 ERA: 2.72	IP: 1.0 WLS: S BF: 3 ERA: 1.91	IP: 1.0 WLS: S BF: 3 ERA: 1.91	IP: 1.0 WLS: S BF: 3 ERA: 1.91	IP: 1.0 WLS: S BF: 3 ERA: 1.91	IP: 1.0 WLS: S BF: 3 ERA: 1.91	IP: 1.0 WLS: S BF: 3 ERA: 1.91	IP: 1.0 WLS: S BF: 3 ERA: 1.91	IP: 1.0 WLS: S BF: 3 ERA: 1.91	IP: 1.0 WLS: S BF: 3 ERA: 1.91	IP: 1.0 WLS: S BF: 3 ERA: 1.91	IP: 1.0 WLS: S BF: 3 ERA: 1.91	IP: 1.0 WLS: S BF: 3 ERA: 1.91	IP: 1.0 WLS: S BF: 3 ERA: 1.91	IP: 1.0 WLS: S BF: 3 ERA: 1.91	IP: 1.0 WLS: S BF: 3 ERA: 1.91	IP: 1.0 WLS: S BF: 3 ERA: 1.91	IP: 1.0 WLS: S BF: 3 ERA: 1.91	IP: 1.0 WLS: S BF: 3 ERA: 1.91	IP: 1.0 WLS: S BF: 3 ERA: 1.91	IP: 1.0 WLS: S BF: 3 ERA: 1.91	IP: 1.0 WLS: S BF: 3 ERA: 1.91	IP: 1.0 WLS: S BF: 3 ERA: 1.91	IP: 1.0 WLS: S BF: 3 ERA: 1.91	IP: 1.0 WLS: S BF: 3 ERA: 1.91

San Francisco Giants @ Philadelphia Phillies  
Citizens Bank Park, Philadelphia, PA  
Thu Jul 24 2014, 1:08 PM - 3:53 PM EDT  
Att: 33,258 - Cloudy - 77 F

AB 32  
R 1  
H 6  
RBI 1  
BB 1  
SO 11  
LOB 11



Batter	1	2	3	4	5	6	7	8	9	AB	R	H	RBI	BB	SO	LOB	BOTTOM							
2 Ben Revere, L OBP: 0.315, SLG: 0.350										4	1	0	0	0	0	1								
11 Jimmy Rollins, S OBP: 0.326, SLG: 0.398										4	1	1	0	0	1	1								
26 Chase Utley, L OBP: 0.346, SLG: 0.431										3	0	2	1	1	0	0								
3 Marlon Byrd, R OBP: 0.320, SLG: 0.478										4	0	2	1	0	1	2								
24 Grady Sizemore, L OBP: 0.299, SLG: 0.330										3	0	0	0	1	1	3								
18 Darin Ruf, R OBP: 0.167, SLG: 0.294										4	0	1	0	0	1	2								
25 Cody Asche, L OBP: 0.301, SLG: 0.388										4	0	1	0	0	2	0								
21 Wil Nieves, R OBP: 0.300, SLG: 0.458										4	0	2	0	0	2									
35 Cole Hamels, L OBP: 0.200, SLG: 0.225										3	0	0	0	0	1	4								
58 Jonathan Papelbon, R ERA: 1.52										0	0	0	0	0	0	0								
<b>Inning Stats</b>	R: 1 E: 0 K: 0 S: 12	H: 2 LOB: 1 BB: 1 P: 22	R: 0 E: 0 K: 1 S: 11	H: 1 LOB: 0 BB: 0 P: 15	R: 0 E: 0 K: 1 S: 13	H: 1 LOB: 1 BB: 0 P: 20	R: 0 E: 0 K: 2 S: 13	H: 2 LOB: 2 BB: 0 P: 19	R: 1 E: 0 K: 1 S: 14	H: 1 LOB: 2 BB: 1 P: 24	R: 0 E: 0 K: 1 S: 10	H: 1 LOB: 1 BB: 0 P: 14	R: 0 E: 0 K: 0 S: 6	H: 1 LOB: 1 BB: 0 P: 6	R: 0 E: 0 K: 1 S: 7	H: 0 LOB: 0 BB: 0 P: 10	1B: 7 2B: 3 3B: 0 HR: 0	SF: 0 SAC: 0 DP: 1 HBP: 0	WP: 0 PB: 1 SB: 0 CS: 0	PA: 35				
<b>PITCHER</b>	IP: 6.0 WLS: L BF: 28 ERA: 2.65	IP: 1.0 WLS: 4 BF: 4 ERA: 2.39	IP: 1.0 WLS: 3 BF: 0 ERA: 1.52	IP: 1.0 WLS: 0 BF: 0 ERA: 1.52	IP: 1.0 WLS: 0 BF: 0 ERA: 1.52	IP: 1.0 WLS: 0 BF: 0 ERA: 1.52	IP: 1.0 WLS: 0 BF: 0 ERA: 1.52	IP: 1.0 WLS: 0 BF: 0 ERA: 1.52	IP: 1.0 WLS: 0 BF: 0 ERA: 1.52	IP: 1.0 WLS: 0 BF: 0 ERA: 1.52	IP: 1.0 WLS: 0 BF: 0 ERA: 1.52	IP: 1.0 WLS: 0 BF: 0 ERA: 1.52	IP: 1.0 WLS: 0 BF: 0 ERA: 1.52	IP: 1.0 WLS: 0 BF: 0 ERA: 1.52	IP: 1.0 WLS: 0 BF: 0 ERA: 1.52	IP: 1.0 WLS: 0 BF: 0 ERA: 1.52	IP: 1.0 WLS: 0 BF: 0 ERA: 1.52	IP: 1.0 WLS: 0 BF: 0 ERA: 1.52	IP: 1.0 WLS: 0 BF: 0 ERA: 1.52	IP: 1.0 WLS: 0 BF: 0 ERA: 1.52	IP: 1.0 WLS: 0 BF: 0 ERA: 1.52	IP: 1.0 WLS: 0 BF: 0 ERA: 1.52	IP: 1.0 WLS: 0 BF: 0 ERA: 1.52	IP: 1.0 WLS: 0 BF: 0 ERA: 1.52

San Francisco Giants @ Philadelphia Phillies  
Citizens Bank Park, Philadelphia, PA  
Thu Jul 24 2014, 1:08 PM - 3:53 PM EDT  
Att: 33,258 - Cloudy - 77 F

AB 33  
R 2  
H 9  
RBI 2  
BB 2  
SO 7  
LOB 15





Batter	1	2	3	4	5	6	7	8	9	AB	R	H	RBI	BB	SO	LOB	TOP					
6 David Peralta, L OBP: 0.349, SLG: 0.472	L8	G4-3			K		44 BB 1B		K	5	0	1	0	0	2	2	Arizona Diamondbacks @ Philadelphia Phillies Citizens Bank Park, Philadelphia, PA Fri Jul 25 2014, 7:08 PM - 10:30 PM EDT Att: 25,698 - Partly Cloudy - 83 F					
2 Aaron Hill, R OBP: 0.289, SLG: 0.390	44 BB 2B		44 CS 1B			14 BB 17 HR 2B	K		L7	5	1	3	0	0	1	3						
44 Paul Goldschmidt, R OBP: 0.404, SLG: 0.950	26 HBP 1B		K						26 HBP 1B	4	0	2	1	1	2	2						
26 Miguel Montero, L OBP: 0.344, SLG: 0.406	HBP		G3			14 BB 17 HR BB	K		K	3	1	0	0	1	2	4						
15 Mark Trumbo, R OBP: 0.231, SLG: 0.395	K			P3		L7			K	4	0	0	0	0	2	8						
14 Martin Prado, R OBP: 0.320, SLG: 0.369	L9			L8		17 HR 1B			17 HR G4-6-3 BB	3	1	1	0	1	0	3						
8 Gerardo Parra, L OBP: 0.301, SLG: 0.361										2	0	1	0	0	0	0						
17 Alfredo Marte, R OBP: 0.269, SLG: 0.500		36 G4-3 13 G4-1 1B							G4-6-3	2	1	1	4	0	0	1						
13 Nick Ahmed, R OBP: 0.200, SLG: 0.229		G4-1			G6-3		P4		K	4	0	0	0	0	1	1						
36 Wade Miley, L ERA: 4.87		G4-3								2	0	0	0	0	0	1						
48 Randall Delgado, R ERA: 5.11										2	0	0	0	0	0	0						
28 Nick Evans, R ERA: 3.45										1	0	0	0	0	0	0						
50 Evan Marshall, R ERA: 3.81										0	0	0	0	0	0	0						
59 Oliver Pérez, L ERA: 2.09										0	0	0	0	0	0	0						
9 Tuffy Goswisch, R ERA: 4.34										1	1	1	0	0	0	0						
<b>Inning Stats</b>	R: 0 E: 0 K: 1 S: 10	H: 2 LOB: 3 BB: 0 P: 16	R: 0 E: 0 K: 0 S: 11	H: 1 LOB: 0 BB: 0 P: 14	R: 0 E: 0 K: 1 S: 10	H: 1 LOB: 0 BB: 0 P: 18	R: 0 E: 0 K: 0 S: 5	H: 0 LOB: 0 BB: 0 P: 7	R: 0 E: 0 K: 2 S: 11	H: 0 LOB: 0 BB: 0 P: 18	R: 4 E: 0 K: 1 S: 18	H: 3 LOB: 0 BB: 1 P: 33	R: 0 E: 0 K: 3 S: 25	H: 2 LOB: 3 BB: 1 P: 32	R: 0 E: 0 K: 1 S: 9	H: 0 LOB: 0 BB: 1 P: 13	R: 1 E: 0 K: 2 S: 14	H: 2 LOB: 1 BB: 0 P: 19	1B: 7 2B: 4 3B: 0 HR: 1	SF: 0 SAC: 0 DP: 2 HBP: 1	WP: 0 PB: 0 SB: 0 CS: 1	PA: 40
<b>PITCHER</b>	IP WLS BF H R ER SO BB IBB HBP BLK WP HR S P ERA WHIP	IP WLS BF H R ER SO BB IBB HBP BLK WP HR S P ERA WHIP	IP WLS BF H R ER SO BB IBB HBP BLK WP HR S P ERA WHIP	IP WLS BF H R ER SO BB IBB HBP BLK WP HR S P ERA WHIP	IP WLS BF H R ER SO BB IBB HBP BLK WP HR S P ERA WHIP	IP WLS BF H R ER SO BB IBB HBP BLK WP HR S P ERA WHIP	IP WLS BF H R ER SO BB IBB HBP BLK WP HR S P ERA WHIP	IP WLS BF H R ER SO BB IBB HBP BLK WP HR S P ERA WHIP	IP WLS BF H R ER SO BB IBB HBP BLK WP HR S P ERA WHIP	IP WLS BF H R ER SO BB IBB HBP BLK WP HR S P ERA WHIP	IP WLS BF H R ER SO BB IBB HBP BLK WP HR S P ERA WHIP	IP WLS BF H R ER SO BB IBB HBP BLK WP HR S P ERA WHIP	IP WLS BF H R ER SO BB IBB HBP BLK WP HR S P ERA WHIP	IP WLS BF H R ER SO BB IBB HBP BLK WP HR S P ERA WHIP	IP WLS BF H R ER SO BB IBB HBP BLK WP HR S P ERA WHIP	IP WLS BF H R ER SO BB IBB HBP BLK WP HR S P ERA WHIP	IP WLS BF H R ER SO BB IBB HBP BLK WP HR S P ERA WHIP					

AB	36
R	5
H	11
RBI	5
BB	3
SO	11
LOB	25



Batter	1	2	3	4	5	6	7	8	9	AB	R	H	RBI	BB	SO	LOB	BOTTOM			
24 Grady Sizemore, L OBP: 0.305, SLG: 0.345	3 BB 26 BB 51 BB 1B	11 S 26 E 2B	G4-3			L7				5	2	3	1	0	0	1	Arizona Diamondbacks @ Philadelphia Phillies Citizens Bank Park, Philadelphia, PA Fri Jul 25 2014, 7:08 PM - 10:30 PM EDT Att: 25,698 - Partly Cloudy - 83 F			
11 Jimmy Rollins, S OBP: 0.322, SLG: 0.393	F7	G5-3		G5-3		P6			G6-3	5	0	0	0	0	3					
26 Chase Utley, L OBP: 0.430, SLG: 0.430	51 BB 9 G4-3 3 BB BB	E4		K		K				3	1	1	1	2	0					
3 Marlon Byrd, R OBP: 0.321, SLG: 0.480	9 G4-3 51 BB 1B	G6-3		K						5	1	2	0	0	2	3				
51 Carlos Ruiz, R OBP: 0.365, SLG: 0.359	9 G4-3 BB		9 BB 18 SF8 HBP			G6-3			P3	3	1	0	1	1	1	3				
9 Dominic Brown, L OBP: 0.281, SLG: 0.341	G4-3		18 SF8 25 BB 2B							4	2	2	3	0	1	2				
18 Darin Ruf, R OBP: 0.227, SLG: 0.368			SF8							2	1	1	1	1	0					
25 Cody Asche, L OBP: 0.304, SLG: 0.390	G4-1									4	0	2	1	0	0	3				
63 Jake Diekman, R ERA: 2.09										0	0	0	0	0	0	0				
38 Kyle Kendrick, R OBP: 0.091, SLG: 0.070										3	0	0	0	0	2	2				
59 Antonio Bastardo, R ERA: 5.11										0	0	0	0	0	0	0				
30 Justin De Fratus, S ERA: 3.81										0	0	0	0	0	0	0				
4 Andrés Blanco, S OBP: 0.182, SLG: 0.273										1	1	1	0	0	0	0				
<b>Inning Stats</b>	R: 2 E: 0 K: 0 S: 14	H: 2 LOB: 3 BB: 3 P: 29	R: 1 E: 1 K: 0 S: 13	H: 2 LOB: 1 BB: 0 P: 19	R: 2 E: 0 K: 1 S: 11	H: 2 LOB: 1 BB: 1 P: 15	R: 0 E: 0 K: 2 S: 8	H: 0 LOB: 0 BB: 0 P: 13	R: 1 E: 1 K: 3 S: 13	H: 2 LOB: 1 BB: 0 P: 21	R: 0 E: 0 K: 1 S: 14	H: 0 LOB: 0 BB: 0 P: 21	R: 2 E: 0 K: 1 S: 11	H: 2 LOB: 0 BB: 0 P: 17	R: 1 E: 0 K: 1 S: 11	H: 2 LOB: 2 BB: 1 P: 20	1B: 5 2B: 6 3B: 0 HR: 1	SF: 1 SAC: 0 DP: 0 HBP: 1	WP: 0 PB: 0 SB: 1 CS: 0	PA: 41
<b>PITCHER</b>	IP WLS BF H R ER SO BB IBB HBP BLK WP HR S P ERA WHIP	IP WLS BF H R ER SO BB IBB HBP BLK WP HR S P ERA WHIP	IP WLS BF H R ER SO BB IBB HBP BLK WP HR S P ERA WHIP	IP WLS BF H R ER SO BB IBB HBP BLK WP HR S P ERA WHIP	IP WLS BF H R ER SO BB IBB HBP BLK WP HR S P ERA WHIP	IP WLS BF H R ER SO BB IBB HBP BLK WP HR S P ERA WHIP	IP WLS BF H R ER SO BB IBB HBP BLK WP HR S P ERA WHIP	IP WLS BF H R ER SO BB IBB HBP BLK WP HR S P ERA WHIP	IP WLS BF H R ER SO BB IBB HBP BLK WP HR S P ERA WHIP	IP WLS BF H R ER SO BB IBB HBP BLK WP HR S P ERA WHIP	IP WLS BF H R ER SO BB IBB HBP BLK WP HR S P ERA WHIP	IP WLS BF H R ER SO BB IBB HBP BLK WP HR S P ERA WHIP	IP WLS BF H R ER SO BB IBB HBP BLK WP HR S P ERA WHIP	IP WLS BF H R ER SO BB IBB HBP BLK WP HR S P ERA WHIP	IP WLS BF H R ER SO BB IBB HBP BLK WP HR S P ERA WHIP	IP WLS BF H R ER SO BB IBB HBP BLK WP HR S P ERA WHIP				

AB	35
R	9
H	12
RBI	8
BB	4
SO	9
LOB	17





Batter	1	2	3	4	5	6	7	8	9	10	AB	R	H	RBI	BB	SO	LOB	TOP	
2 Aaron Hill, R OBP: 0.291, SLG: 0.389 1 Diji Gregorius, L OBP: 0.353, SLG: 0.416	(1,4) C: FF 90 F: SL 88 X: FC 86 1-2 14 BB 15 1B	(0,0) X: SI 88 0-0 G6-4-3	(0,2) C: CH 82 B: CH 82 X: CH 82 1-0 G6-3	(2,3) C: SI 89 B: SI 89 X: SI 89 2-3 G6-3	(4,2) L: FF 90 O: SL 81 S: FF 92 B: FF 92 H: FF 92 4-2 14 2B HBP	(1,1) B: FF 97 S: SL 86 X: SL 87 1-1 G4-3	(0,2) C: SL 82 F: FF 91 T: SAFE X: SL 84 0-2 14 SF8 28 HR 2B	(0,3) C: FF 96 S: SL 87 0-3 K	(1,1) D: SL 84 C: FF 92 X: FF 92 1-1 SF8	(4,1) I: IN 71 I: IN 74 I: IN 71 4-0 28 HR IBB	3 2 1 0 0 0 2 2 1 1 0 0 0 1								
14 Martin Prado, R OBP: 0.325, SLG: 0.383	(1,5) C: SI 88 B: CH 83 F: CH 84 B: CH 84 B: FF 90 4-2 15 1B BB	(0,2) C: FF 93 X: CU 73 0-2 HR	(2,1) C: SI 89 B: SI 89 X: SI 89 2-1 G4-3	(3,3) B: FF 90 B: FF 90 B: FF 90 3-3 K	(4,0) C: CH 82 B: CH 82 X: CH 82 2-1 G4-3	(2,2) C: SI 89 B: SI 89 X: SI 89 1-1 G5-3	(0,3) C: FF 96 S: SL 87 0-3 K	(1,3) S: FF 96 B: FF 99 C: FF 98 1-3 K	(0,3) C: SI 88 S: SL 88 0-3 K	(3,2) F: SL 82 F: SL 84 F: SL 83 F: SL 83 F: SL 84 3-2 14 SF8 28 HR 2B	4 1 3 5 1 1 0								
44 Paul Goldschmidt, R OBP: 0.404, SLG: 0.554	(1,3) C: SI 89 B: CH 84 F: CH 84 B: CH 84 B: FF 90 3-3 K	(4,0) B: FF 90 B: FF 90 B: FF 90 4-0 G4-3	(2,1) C: CH 82 B: CH 82 X: CH 82 2-1 G4-3	(3,2) B: FF 92 B: FF 92 B: FF 92 3-2 G6-3	(2,3) C: CH 83 B: CH 83 X: CH 83 2-3 K	(1,3) D: CH 83 C: FF 92 F: FF 92 B: FF 92 H: FF 92 1-3 K	(0,3) C: SI 88 S: SL 88 0-3 K	(3,2) F: SL 82 F: SL 84 F: SL 83 F: SL 83 F: SL 84 3-2 14 SF8 28 HR IBB	(4,0) I: IN 71 I: IN 74 I: IN 71 4-0 28 HR IBB	5 0 2 1 0 2 2 0 0 0 0 0 0 0 0 0 0 0 0 0 0 1 1 1 3 0 0 0 0 0 0 0 0 0 0									
15 Mark Trumbo, R OBP: 0.208, SLG: 0.395 29 Brad Ziegler, R OBP: 0.273, SLG: 0.636 50 Evan Marshall, R OBP: 0.273, SLG: 0.636 28 Nick Evans, R OBP: 0.273, SLG: 0.636 43 Addison Reed, L OBP: 0.273, SLG: 0.636	(1,7) C: CH 82 X: SI 89 0-1 8 HBP 1B	(8,1) C: SI 89 B: CH 83 F: CH 84 B: CH 84 B: FF 90 1-2 15 1B BB	(1,2) C: SI 88 B: CH 86 F: CH 85 X: CH 85 1-2 G5-3	(2,0) B: CH 82 B: FC 84 X: FF 89 2-0 9 F9 8 1B	(2,3) C: CH 83 B: CH 83 X: CH 83 2-3 K	(1,3) D: CH 83 C: FF 92 F: FF 92 B: FF 92 H: FF 92 1-3 K	(0,3) C: SI 88 S: SL 88 0-3 K	(3,2) F: SL 82 F: SL 84 F: SL 83 F: SL 83 F: SL 84 3-2 14 SF8 28 HR IBB	(4,0) I: IN 71 I: IN 74 I: IN 71 4-0 28 HR IBB	4 1 0 0 2 2 4									
17 Alfredo Marte, R OBP: 0.267, SLG: 0.467 59 Oliver Pérez, L OBP: 0.267, SLG: 0.467 37 Matt Stites, L OBP: 0.267, SLG: 0.467 6 David Peralta, L OBP: 0.267, SLG: 0.467	(1,9) C: SI 89 B: CH 84 F: CH 84 B: CH 84 B: FF 90 3-2 K	(6,1) F: SI 89 B: SI 89 X: FF 90 1-1 K	(1,1) F: SI 89 B: SI 89 X: FF 90 1-1 K	(0,3) F: FC 85 F: FC 83 C: FF 89 0-3 K	(1,3) D: CH 83 C: FF 92 F: FF 92 B: FF 92 H: FF 92 1-3 K	(0,3) C: SI 88 S: SL 88 0-3 K	(3,2) F: SL 82 F: SL 84 F: SL 83 F: SL 83 F: SL 84 3-2 14 SF8 28 HR IBB	(4,0) I: IN 71 I: IN 74 I: IN 71 4-0 28 HR IBB	4 0 1 0 0 3 4 0 0 0 0 0 0 0 0 0 0 0 0 0 0 2 0 0 0 0 0 0										
8 Gerardo Parra, L OBP: 0.304, SLG: 0.362 9 Tuffy Gosewisch, R OBP: 0.254, SLG: 0.323 13 Nick Ahmed, R OBP: 0.205, SLG: 0.231 55 Josh Collmenter, R OBP: 0.132, SLG: 0.111 56 Eury De La Rosa, L OBP: 0.285, SLG: 0.303 5 Ender Inciarte, L OBP: 0.285, SLG: 0.303	(1,8) C: SL 79 C: CH 82 H: CH 80 1-2 HBP	(1,2) C: CH 82 F: FF 89 B: FF 89 X: SI 89 2-2 P3	(0,3) L: FF 90 F: FF 90 C: SI 89 0-3 K	(1,0) B: FC 86 B: FC 84 X: FF 88 1-0 1B	(2,2) C: FF 92 F: FF 93 B: FF 93 X: FF 94 2-2 13 SH2-4 9 1B 5 G6-3	(1,1) 1 SAFE X: FF 93 0-0 1B	(0,3) C: SL 79 F: SL 79 C: FF 91 0-3 K	(1,0) B: FF 90 X: FS 86 1-0 G4-3	(0,0) F: FF 90 0-0 F7	(4,1) I: IN 71 I: IN 74 I: IN 71 4-0 28 HR IBB	4 1 2 0 0 1 2								
9 Tuffy Gosewisch, R OBP: 0.254, SLG: 0.323 13 Nick Ahmed, R OBP: 0.205, SLG: 0.231 55 Josh Collmenter, R OBP: 0.132, SLG: 0.111 56 Eury De La Rosa, L OBP: 0.285, SLG: 0.303 5 Ender Inciarte, L OBP: 0.285, SLG: 0.303	(1,2) C: CH 82 F: FF 89 B: FF 89 X: SI 89 2-2 P3	(1,2) C: CH 82 F: FF 89 B: FF 89 X: SI 89 2-2 P3	(0,3) L: FF 90 F: FF 90 C: SI 89 0-3 K	(1,0) B: FC 86 B: FC 84 X: FF 88 1-0 1B	(2,2) C: FF 92 F: FF 93 B: FF 93 X: FF 94 2-2 13 SH2-4 9 1B 5 G6-3	(1,1) 1 SAFE X: FF 93 0-0 1B	(0,3) C: SL 79 F: SL 79 C: FF 91 0-3 K	(1,0) B: FF 90 X: FS 86 1-0 G4-3	(0,0) F: FF 90 0-0 F7	(4,1) I: IN 71 I: IN 74 I: IN 71 4-0 28 HR IBB	5 0 1 0 0 1 7								
13 Nick Ahmed, R OBP: 0.205, SLG: 0.231 55 Josh Collmenter, R OBP: 0.132, SLG: 0.111 56 Eury De La Rosa, L OBP: 0.285, SLG: 0.303 5 Ender Inciarte, L OBP: 0.285, SLG: 0.303	(1,6) B: FF 88 F: FF 89 C: CH 83 X: SI 89 1-2 G6-3	(0,1) C: FF 88 X: FF 88 0-1 2 1B 26 1B	(0,0) X: FF 88 0-0 2 1B 56 SH2-4 14 1B	(0,0) X: CH 83 0-0 F9	(1,1) L: SL 83 B: SL 81 X: FF 93 1-1 SH2-4	(1,1) 1 SAFE X: FF 93 0-0 1B	(0,0) F: FF 90 0-0 G6-3	(0,0) X: SL 82 0-0 G6-3	(1,2) F: FF 91 B: FF 92 D: CH 86 X: FF 92 1-2 P6	(1,0) I: IN 71 I: IN 74 I: IN 71 4-0 28 HR IBB	4 1 1 0 0 0 2								
55 Josh Collmenter, R OBP: 0.132, SLG: 0.111 56 Eury De La Rosa, L OBP: 0.285, SLG: 0.303 5 Ender Inciarte, L OBP: 0.285, SLG: 0.303	(1,1) C: FF 88 X: FF 88 0-1 2 1B 26 1B	(3,1) C: CH 82 F: FF 89 B: FF 89 X: SI 89 3-1 2 1B 26 1B	(0,0) X: FC 85 0-0 2 1B 56 SH2-4 14 1B	(0,0) X: CH 83 0-0 F9	(1,1) L: SL 83 B: SL 81 X: FF 93 1-1 SH2-4	(1,1) 1 SAFE X: FF 93 0-0 1B	(0,0) F: FF 90 0-0 G6-3	(0,0) X: SL 82 0-0 G6-3	(1,2) F: FF 91 B: FF 92 D: CH 86 X: FF 92 1-2 P6	(1,0) I: IN 71 I: IN 74 I: IN 71 4-0 28 HR IBB	1 0 1 0 0 0 0 0 0 0 0 0 0 0 3 2 2 1 0 0 1								
55 Josh Collmenter, R OBP: 0.132, SLG: 0.111 56 Eury De La Rosa, L OBP: 0.285, SLG: 0.303 5 Ender Inciarte, L OBP: 0.285, SLG: 0.303	(1,1) C: FF 88 X: FF 88 0-1 2 1B 26 1B	(3,1) C: CH 82 F: FF 89 B: FF 89 X: SI 89 3-1 2 1B 26 1B	(0,0) X: FC 85 0-0 2 1B 56 SH2-4 14 1B	(0,0) X: CH 83 0-0 F9	(1,1) L: SL 83 B: SL 81 X: FF 93 1-1 SH2-4	(1,1) 1 SAFE X: FF 93 0-0 1B	(0,0) F: FF 90 0-0 G6-3	(0,0) X: SL 82 0-0 G6-3	(1,2) F: FF 91 B: FF 92 D: CH 86 X: FF 92 1-2 P6	(1,0) I: IN 71 I: IN 74 I: IN 71 4-0 28 HR IBB	1 0 1 0 0 0 0 0 0 0 0 0 0 0 3 2 2 1 0 0 1								
55 Josh Collmenter, R OBP: 0.132, SLG: 0.111 56 Eury De La Rosa, L OBP: 0.285, SLG: 0.303 5 Ender Inciarte, L OBP: 0.285, SLG: 0.303	(1,1) C: FF 88 X: FF 88 0-1 2 1B 26 1B	(3,1) C: CH 82 F: FF 89 B: FF 89 X: SI 89 3-1 2 1B 26 1B	(0,0) X: FC 85 0-0 2 1B 56 SH2-4 14 1B	(0,0) X: CH 83 0-0 F9	(1,1) L: SL 83 B: SL 81 X: FF 93 1-1 SH2-4	(1,1) 1 SAFE X: FF 93 0-0 1B	(0,0) F: FF 90 0-0 G6-3	(0,0) X: SL 82 0-0 G6-3	(1,2) F: FF 91 B: FF 92 D: CH 86 X: FF 92 1-2 P6	(1,0) I: IN 71 I: IN 74 I: IN 71 4-0 28 HR IBB	1 0 1 0 0 0 0 0 0 0 0 0 0 0 3 2 2 1 0 0 1								
55 Josh Collmenter, R OBP: 0.132, SLG: 0.111 56 Eury De La Rosa, L OBP: 0.285, SLG: 0.303 5 Ender Inciarte, L OBP: 0.285, SLG: 0.303	(1,1) C: FF 88 X: FF 88 0-1 2 1B 26 1B	(3,1) C: CH 82 F: FF 89 B: FF 89 X: SI 89 3-1 2 1B 26 1B	(0,0) X: FC 85 0-0 2 1B 56 SH2-4 14 1B	(0,0) X: CH 83 0-0 F9	(1,1) L: SL 83 B: SL 81 X: FF 93 1-1 SH2-4	(1,1) 1 SAFE X: FF 93 0-0 1B	(0,0) F: FF 90 0-0 G6-3	(0,0) X: SL 82 0-0 G6-3	(1,2) F: FF 91 B: FF 92 D: CH 86 X: FF 92 1-2 P6	(1,0) I: IN 71 I: IN 74 I: IN 71 4-0 28 HR IBB	1 0 1 0 0 0 0 0 0 0 0 0 0 0 3 2 2 1 0 0 1								
55 Josh Collmenter, R OBP: 0.132, SLG: 0.111 56 Eury De La Rosa, L OBP: 0.285, SLG: 0.303 5 Ender Inciarte, L OBP: 0.285, SLG: 0.303	(1,1) C: FF 88 X: FF 88 0-1 2 1B 26 1B	(3,1) C: CH 82 F: FF 89 B: FF 89 X: SI 89 3-1 2 1B 26 1B	(0,0) X: FC 85 0-0 2 1B 56 SH2-4 14 1B	(0,0) X: CH 83 0-0 F9	(1,1) L: SL 83 B: SL 81 X: FF 93 1-1 SH2-4	(1,1) 1 SAFE X: FF 93 0-0 1B	(0,0) F: FF 90 0-0 G6-3	(0,0) X: SL 82 0-0 G6-3	(1,2) F: FF 91 B: FF 92 D: CH 86 X: FF 92 1-2 P6	(1,0) I: IN 71 I: IN 74 I: IN 71 4-0 28 HR IBB	1 0 1 0 0 0 0 0 0 0 0 0 0 0 3 2 2 1 0 0 1								
55 Josh Collmenter, R OBP: 0.132, SLG: 0.111 56 Eury De La Rosa, L OBP: 0.285, SLG: 0.303 5 Ender Inciarte, L OBP: 0.285, SLG: 0.303	(1,1) C: FF 88 X: FF 88 0-1 2 1B 26 1B	(3,1) C: CH 82 F: FF 89 B: FF 89 X: SI 89 3-1 2 1B 26 1B	(0,0) X: FC 85 0-0 2 1B 56 SH2-4 14 1B	(0,0) X: CH 83 0-0 F9	(1,1) L: SL 83 B: SL 81 X: FF 93 1-1 SH2-4	(1,1) 1 SAFE X: FF 93 0-0 1B	(0,0) F: FF 90 0-0 G6-3	(0,0) X: SL 82 0-0 G6-3	(1,2) F: FF 91 B: FF 92 D: CH 86 X: FF 92 1-2 P6	(1,0) I: IN 71 I: IN 74 I: IN 71 4-0 28 HR IBB	1 0 1 0 0 0 0 0 0 0 0 0 0 0 3 2 2 1 0 0 1								
55 Josh Collmenter, R OBP: 0.132, SLG: 0.111 56 Eury De La Rosa, L OBP: 0.285, SLG: 0.303 5 Ender Inciarte, L OBP: 0.285, SLG: 0.303	(1,1) C: FF 88 X: FF 88 0-1 2 1B 26 1B	(3,1) C: CH 82 F: FF 89 B: FF 89 X: SI 89 3-1 2 1B 26 1B	(0,0) X: FC 85 0-0 2 1B 56 SH2-4 14 1B	(0,0) X: CH 83 0-0 F9	(1,1) L: SL 83 B: SL 81 X: FF 93 1-1 SH2-4	(1,1) 1 SAFE X: FF 93 0-0 1B	(0,0) F: FF 90 0-0 G6-3	(0,0) X: SL 82 0-0 G6-3	(1,2) F: FF 91 B: FF 92 D: CH 86 X: FF 92 1-2 P6	(1,0) I: IN 71 I: IN 74 I: IN 71 4-0 28 HR IBB	1 0 1 0 0 0 0 0 0 0 0 0 0 0 3 2 2 1 0 0 1								
55 Josh Collmenter, R OBP: 0.132, SLG: 0.111 56 Eury De La Rosa, L OBP: 0.285, SLG: 0.303 5 Ender Inciarte, L OBP: 0.285, SLG: 0.303	(1,1) C: FF 88 X: FF 88 0-1 2 1B 26 1B	(3,1) C: CH 82 F: FF 89 B: FF 89 X: SI 89 3-1 2 1B 26 1B	(0,0) X: FC 85 0-0 2 1B 56 SH2-4 14 1B	(0,0) X: CH 83 0-0 F9	(1,1) L: SL 83 B: SL 81 X: FF 93 1-1 SH2-4	(1,1) 1 SAFE X: FF 93 0-0 1B	(0,0) F: FF 90 0-0 G6-3	(0,0) X: SL 82 0-0 G6-3	(1,2) F: FF 91 B: FF 92 D: CH 86 X: FF 92 1-2 P6	(1,0) I: IN 71 I: IN 74 I: IN 71 4-0 28 HR IBB	1 0 1 0 0 0 0 0 0 0 0 0 0 0 3 2 2 1 0 0 1								
55 Josh Collmenter, R OBP: 0.132, SLG: 0.111 56 Eury De La Rosa, L OBP: 0.285, SLG: 0.303 5 Ender Inciarte, L OBP: 0.285, SLG: 0.303	(1,1) C: FF 88 X: FF 88 0-1 2 1B 26 1B	(3,1) C: CH 82 F: FF 89 B: FF 89 X: SI 89 3-1 2 1B 26 1B	(0,0) X: FC 85 0-0 2 1B 56 SH2-4 14 1B	(0,0) X: CH 83 0-0 F9	(1,1) L: SL 83 B: SL 81 X: FF 93 1-1 SH2-4	(1,1) 1 SAFE X: FF 93 0-0 1B	(0,0) F: FF 90 0-0 G6-3	(0,0) X: SL 82 0-0 G6-3	(1,2) F: FF 91 B: FF 92 D: CH 86 X: FF 92 1-2 P6	(1,0) I: IN 71 I: IN 74 I: IN 71 4-0 28 HR IBB	1 0 1 0 0 0 0 0 0 0 0 0 0 0 3 2 2 1 0 0 1								
55 Josh Collmenter, R OBP: 0.132, SLG: 0.111 56 Eury De La Rosa, L OBP: 0.285, SLG: 0.303 5 Ender Inciarte, L OBP: 0.285, SLG: 0.303	(1,1) C: FF 88 X: FF 88 0-1 2 1B 26 1B	(3,1) C: CH 82 F: FF 89 B: FF 89 X: SI 89 3-1 2 1B 26 1B	(0,0) X: FC 85 0-0 2 1B 56 SH2-4 14 1B	(0,0) X: CH 83 0-0 F9	(1,1) L: SL 83 B: SL 81 X: FF 93 1-1 SH2-4	(1,1) 1 SAFE X: FF 93 0-0 1B	(0,0) F: FF 90 0-0 G6-3	(0,0) X: SL 82 0-0 G6-3	(1,2) F: FF 91 B: FF 92 D: CH 86 X: FF 92 1-2 P6	(1,0) I: IN 71 I: IN 74 I: IN 71 4-0 28 HR IBB	1 0 1 0 0 0 0 0 0 0 0 0 0 0 3 2 2 1 0 0 1								
55 Josh Collmenter, R OBP: 0.132, SLG: 0.111 56 Eury De La Rosa, L OBP: 0.285, SLG: 0.303 5 Ender Inciarte, L OBP: 0.285, SLG: 0.303	(1,1) C: FF 88 X: FF 88 0-1 2 1B 26 1B	(3,1) C: CH 82 F: FF 89 B: FF 89 X: SI 89 3-1 2 1B 26 1B	(0,0) X: FC 85 0-0 2 1B 56 SH2-4 14 1B	(0,0) X: CH 83 0-0 F9	(1,1) L: SL 83 B: SL 81 X: FF 93 1-1 SH2-4	(1,1) 1 SAFE X: FF 93 0-0 1B	(0,0) F: FF 90 0-0 G6-3	(0,0) X: SL 82 0-0 G6-3	(1,2) F: FF 91 B: FF 92 D: CH 86 X: FF 92 1-2 P6	(1,0) I: IN 71 I: IN 74 I: IN 71 4-0 28 HR IBB	1 0 1 0 0 0 0 0 0 0 0 0 0 0 3 2 2 1 0 0 1								
55 Josh Collmenter, R OBP: 0.132, SLG: 0.111 56 Eury De La Rosa, L OBP: 0.285, SLG: 0.303 5 Ender Inciarte, L OBP: 0.285, SLG: 0.303	(1,1) C: FF 88 X: FF 88 0-1 2 1B 26 1B	(3,1) C: CH 82 F: FF 89 B: FF 89 X: SI 89 3-1 2 1B 26 1B	(0,0) X: FC 85 0-0 2 1B 56 SH2-4 14 1B	(0,0) X: CH 83 0-0 F9	(1,1) L: SL 83 B: SL 81 X: FF 93 1-1 SH2-4	(1,1) 1 SAFE X: FF 93 0-0 1B	(0,0) F: FF 90 0-0 G6-3	(0,0) X: SL 82 0-0 G6-3	(1,2) F: FF 91 B: FF 92 D: CH 86 X: FF 92 1-2 P6	(1,0) I: IN 71 I: IN 74 I: IN 71 4-0 28 HR IBB	1 0 1 0 0 0 0 0 0 0 0 0 0 0 3 2 2 1 0 0 1								
55 Josh Collmenter, R OBP: 0.132, SL																			







Batter	1	2	3	4	5	6	7	8	9	AB	R	H	RBI	BB	SO	LOB	TOP					
2 Ben Revere, L OBP: 0.316, SLG: 0.353										5	0	2	0	0	1	1						
11 Jimmy Rollins, S OBP: 0.320, SLG: 0.392										4	0	0	0	1	0	4						
3 Marlon Byrd, R OBP: 0.321, SLG: 0.482										5	0	4	0	0	0	0						
6 Ryan Howard, L OBP: 0.306, SLG: 0.380										5	0	0	0	0	1	8						
9 Dornic Brown, L OBP: 0.280, SLG: 0.341										4	1	1	0	0	1	2						
51 Carlos Ruiz, R OBP: 0.375, SLG: 0.382										4	0	4	1	0	0	0						
25 Cody Asche, L OBP: 0.299, SLG: 0.390										3	0	0	0	0	1	5						
43 Mario Hollands, L										0	0	0	0	0	0	0						
24 Grady Sizemore, L OBP: 0.302, SLG: 0.341										0	0	0	0	0	0	0						
18 Darin Ruf, R OBP: 0.299, SLG: 0.318										1	0	0	0	0	0	1						
48 Philippe Aumont, L										0	0	0	0	0	0	0						
17 Reid Brignac, L OBP: 0.329, SLG: 0.394										4	0	0	0	0	2	1						
34 A.J. Burnett, R OBP: 0.188, SLG: 0.196										2	0	0	0	0	1	0						
4 Andrés Blanco, S OBP: 0.308, SLG: 0.385										2	0	2	0	0	0	0						
<b>Inning Stats</b>	R: 0 H: 1 E: 0 K: 1 S: 10	H: 1 LOB: 1 BB: 0 P: 15	R: 0 H: 1 E: 0 K: 2 S: 12	H: 1 LOB: 1 BB: 0 P: 18	R: 0 H: 2 E: 0 K: 1 S: 12	H: 2 LOB: 2 BB: 0 P: 16	R: 0 H: 1 E: 0 K: 0 S: 7	H: 1 LOB: 0 BB: 0 P: 10	R: 0 H: 0 E: 0 K: 1 S: 10	H: 0 LOB: 0 BB: 0 P: 11	R: 0 H: 2 E: 0 K: 1 S: 16	H: 2 LOB: 3 BB: 0 P: 24	R: 0 H: 1 E: 0 K: 0 S: 14	H: 1 LOB: 1 BB: 0 P: 22	R: 1 H: 2 E: 0 K: 0 S: 14	H: 2 LOB: 1 BB: 0 P: 22	R: 0 H: 3 E: 0 K: 1 S: 14	H: 3 LOB: 3 BB: 0 P: 22	1B: 11 2B: 2 3B: 0 HR: 0	SF: 0 SAC: 0 DP: 1 HBP: 0	WP: 0 PB: 0 SB: 0 CS: 0	PA: 40
<b>PITCHER</b>	IP WLS BF H R ER SO BB IBB HBP BLK WP HR S P ERA WHIP																					
40 Bartolo Colon, R ERA: 3.88	(1, 1) 7.2 W 33 10 1 1 6 1 0 0 0 0 0 0 87 121 1.17 1.435																					
66 Josh Edgin, L ERA: 1.59	(8, 1) 0.1 1 0 0 0 0 0 0 0 0 0 0 0 4 6 0.00 0.000																					
61 Dana Eveland, L ERA: 2.0	(9, 1) 0.1 3 2 0 0 0 0 0 0 0 0 0 0 8 12 0.00 6.000																					
38 Vic Black, R ERA: 1.88	(9, 1) 0.2 3 1 0 0 1 0 0 0 0 0 0 0 6 10 0.00 1.500																					

Philadelphia Phillies @ New York Mets  
Citi Field, Flushing, NY  
Mon Jul 28 2014, 7:13 PM - 10:05 PM EDT  
Att: 26,525 - Partly Cloudy - 82 F

AB 39  
R 1  
H 13  
RBI 1  
BB 1  
SO 7  
LOB 22



Batter	1	2	3	4	5	6	7	8	9	AB	R	H	RBI	BB	SO	LOB	BOTTOM				
3 Curtis Granderson, L OBP: 0.338, SLG: 0.411										3	1	0	0	1	0	1					
28 Daniel Murphy, L OBP: 0.343, SLG: 0.420										4	1	2	1	0	1	0					
5 David Wright, R OBP: 0.336, SLG: 0.396										4	0	0	0	0	1	2					
21 Lucas Duda, L OBP: 0.358, SLG: 0.498										3	2	1	1	1	1	0					
1 Chris Young, R OBP: 0.294, SLG: 0.368										4	1	1	0	0	0	1					
7 Travis d'Arnaud, R OBP: 0.298, SLG: 0.379										4	2	3	3	0	1	0					
12 Juan Lagares, R OBP: 0.306, SLG: 0.375										4	0	2	2	0	0	1					
11 Rubén Tejada, R OBP: 0.351, SLG: 0.281										3	0	0	0	1	0	3					
40 Bartolo Colon, R OBP: 0.049, SLG: 0.073										2	0	0	0	0	1	0					
66 Josh Edgin, R										0	0	0	0	0	0	0					
53 Bobby Abreu, L OBP: 0.336, SLG: 0.342										1	0	0	0	0	0	2					
61 Dana Eveland, L										0	0	0	0	0	0	0					
38 Vic Black, R										0	0	0	0	0	0	0					
<b>Inning Stats</b>	R: 4 H: 4 E: 0 K: 0 S: 22	H: 4 LOB: 1 BB: 1 P: 33	R: 0 H: 1 E: 0 K: 2 S: 9	H: 1 LOB: 1 BB: 0 P: 15	R: 0 H: 0 E: 0 K: 2 S: 9	H: 0 LOB: 0 BB: 0 P: 12	R: 0 H: 0 E: 1 K: 0 S: 7	H: 0 LOB: 1 BB: 0 P: 12	R: 3 H: 3 E: 0 K: 0 S: 9	H: 3 LOB: 1 BB: 1 P: 17	R: 0 H: 0 E: 0 K: 1 S: 7	H: 0 LOB: 0 BB: 0 P: 10	R: 0 H: 0 E: 0 K: 0 S: 5	H: 0 LOB: 0 BB: 0 P: 6	R: 0 H: 1 E: 0 K: 0 S: 7	H: 1 LOB: 1 BB: 1 P: 15	R: 0 H: 3 E: 0 K: 0 S: 7	H: 3 LOB: 3 BB: 0 HR: 1	SF: 0 SAC: 1 DP: 1 HBP: 0	WP: 1 PB: 0 SB: 0 CS: 0	PA: 36
<b>PITCHER</b>	IP WLS BF H R ER SO BB IBB HBP BLK WP HR S P ERA WHIP																				
34 A.J. Burnett, R ERA: 4.15	(1, 1) 5.0 L 26 7 7 7 4 2 0 0 0 0 0 0 0 12 16 0.00 2.000																				
43 Mario Hollands, L ERA: 3.5	(6, 1) 2.0 6 0 0 0 1 0 0 0 0 0 0 0 12 16 0.00 0.000																				
48 Philippe Aumont, R ERA: 13.5	(8, 1) 1.0 4 1 0 0 0 1 0 0 0 0 0 0 7 15 0.00 2.000																				

Philadelphia Phillies @ New York Mets  
Citi Field, Flushing, NY  
Mon Jul 28 2014, 7:13 PM - 10:05 PM EDT  
Att: 26,525 - Partly Cloudy - 82 F

AB 32  
R 7  
H 9  
RBI 7  
BB 3  
SO 5  
LOB 10





Batter	1	2	3	4	5	6	7	8	9	AB	R	H	RBI	BB	SO	LOB	TOP			
2 Ben Revere, L (1,8) OBP: 0.320, SLG: 0.357	G1-3		G3				11 WP 26 HR HBP		2B	4	1	2	0	0	0	0	Philadelphia Phillies @ New York Mets Citi Field, Flushing, NY Tue Jul 29 2014, 7:11 PM - 9:47 PM EDT Att: 27,069 - Cloudy - 75 F			
11 Jimmy Rollins, S (1,6) OBP: 0.321, SLG: 0.398	G3		HR		F6		26 HR BB		F7	4	2	1	1	1	0	3				
26 Chase Utley, L (1,4) OBP: 0.353, SLG: 0.439	G4-3		L9		F8		HR			4	1	1	4	0	0	2				
6 Ryan Howard, L (1,3) OBP: 0.305, SLG: 0.377		G4-3		51 G5-4-3 BB		K		G4-3		3	0	0	0	1	1	0				
51 Carlos Ruiz, R (1,2) OBP: 0.373, SLG: 0.380				G5-4-3 1B		G4-3		G4-3		4	0	1	0	0	0	1				
24 Grady Sizemore, L (1,9) OBP: 0.301, SLG: 0.352				K		G4-3		K		4	1	1	1	0	2	1				
9 Domonic Brown, L (1,7) OBP: 0.280, SLG: 0.340				F8				K		4	1	1	0	0	1	1				
25 Cody Asche, L (1,5) OBP: 0.298, SLG: 0.386				G1-3						3	0	0	0	1	1	3				
35 Cole Hamels, L (1,1) OBP: 0.195, SLG: 0.220										1	0	0	0	0	0	0				
17 Reid Brignac, L (9,PH) OBP: 0.325, SLG: 0.389										1	0	0	0	0	1	0				
53 Ken Giles, R (9,1)										0	0	0	0	0	0	0				
<b>Inning Stats</b>	R: 0 E: 0 K: 0 S: 8	H: 0 LOB: 0 BB: 0 P: 10	R: 0 E: 1 K: 1 S: 10	H: 1 LOB: 2 BB: 0 P: 15	R: 1 E: 0 K: 0 S: 9	H: 1 LOB: 0 BB: 0 P: 10	R: 1 E: 0 K: 0 S: 12	H: 1 LOB: 0 BB: 1 P: 20	R: 0 E: 0 K: 1 S: 10	H: 0 LOB: 0 BB: 0 P: 11	R: 4 E: 0 K: 0 S: 15	H: 2 LOB: 0 BB: 1 P: 29	R: 0 E: 0 K: 2 S: 12	H: 0 LOB: 0 BB: 0 P: 16	R: 0 E: 0 K: 2 S: 13	H: 1 LOB: 1 BB: 0 P: 16	1B: 3 2B: 1 3B: 0 HR: 3	SF: 0 SAC: 2 DP: 1 HBP: 1	WP: 1 PB: 0 SB: 0 CS: 0	PA: 38
<b>PITCHER</b>	IP WLS BF H R ER SO BB IBB HBP BLK WP HR S P ERA WHIP	IP WLS BF H R ER SO BB IBB HBP BLK WP HR S P ERA WHIP	IP WLS BF H R ER SO BB IBB HBP BLK WP HR S P ERA WHIP	IP WLS BF H R ER SO BB IBB HBP BLK WP HR S P ERA WHIP	IP WLS BF H R ER SO BB IBB HBP BLK WP HR S P ERA WHIP	IP WLS BF H R ER SO BB IBB HBP BLK WP HR S P ERA WHIP	IP WLS BF H R ER SO BB IBB HBP BLK WP HR S P ERA WHIP	IP WLS BF H R ER SO BB IBB HBP BLK WP HR S P ERA WHIP	IP WLS BF H R ER SO BB IBB HBP BLK WP HR S P ERA WHIP	IP WLS BF H R ER SO BB IBB HBP BLK WP HR S P ERA WHIP	IP WLS BF H R ER SO BB IBB HBP BLK WP HR S P ERA WHIP	IP WLS BF H R ER SO BB IBB HBP BLK WP HR S P ERA WHIP	IP WLS BF H R ER SO BB IBB HBP BLK WP HR S P ERA WHIP	IP WLS BF H R ER SO BB IBB HBP BLK WP HR S P ERA WHIP	IP WLS BF H R ER SO BB IBB HBP BLK WP HR S P ERA WHIP	IP WLS BF H R ER SO BB IBB HBP BLK WP HR S P ERA WHIP	IP WLS BF H R ER SO BB IBB HBP BLK WP HR S P ERA WHIP			
35 Dillon Gee, R (1,1) ERA: 3.77	6.2 L 29 5 5 5 2 3 0 1 0 1 2 64 102 6.75 1.200	66 Josh Edgin, L (7,1) ERA: 2.08	0.1 2 1 1 1 0 0 0 0 0 0 1 7 12 27.00 3.000	44 Buddy Carlyle, R (8,1) ERA: 1.0	2.0 7 1 0 0 4 0 0 0 0 0 0 25 32 0.00 0.500															

AB	32
R	6
H	7
RBI	6
BB	3
SO	6
LOB	11



Batter	1	2	3	4	5	6	7	8	9	AB	R	H	RBI	BB	SO	LOB	BOTTOM					
3 Curtis Granderson, L (1,9) OBP: 0.340, SLG: 0.412	29 1B		28 G4-6-3 1B		F7			G3		4	0	2	0	0	0	0	Philadelphia Phillies @ New York Mets Citi Field, Flushing, NY Tue Jul 29 2014, 7:11 PM - 9:47 PM EDT Att: 27,069 - Cloudy - 75 F					
28 Daniel Murphy, L (1,4) OBP: 0.340, SLG: 0.416	F8		G4-6-3		G6-3			G4-3		4	0	0	0	0	2							
5 David Wright, R (1,5) OBP: 0.335, SLG: 0.398	F8		2B							4	0	1	0	0	2	1						
29 Eric Campbell, R (1,3) OBP: 0.370, SLG: 0.422			K							4	0	2	0	0	1	1						
1 Chris Young, R (1,7) OBP: 0.291, SLG: 0.363					F7					3	0	0	0	0	2	2						
66 Josh Edgin, R (7,1)										0	0	0	0	0	0	0						
44 Buddy Carlyle, L (8,1)										0	0	0	0	0	0	0						
53 Bobby Abreu, L (8,PH) OBP: 0.333, SLG: 0.339										1	0	0	0	0	0	1						
7 Travis d'Arnaud, R (1,2) OBP: 0.293, SLG: 0.373					G6-3					4	0	0	0	0	1	1						
12 Juan Lagares, R (1,8) OBP: 0.306, SLG: 0.374										3	0	1	0	0	0	0						
4 Wilmer Flores, R (1,6) OBP: 0.247, SLG: 0.289										3	0	1	0	0	0	1						
35 Dillon Gee, R (1,1) ERA: 2.55										2	0	0	0	0	2	1						
22 Eric Young Jr., S (7,7) ERA: 0.93										1	0	0	0	0	1	0						
<b>Inning Stats</b>	R: 0 E: 0 K: 1 S: 17	H: 2 LOB: 2 BB: 0 P: 25	R: 0 E: 0 K: 2 S: 12	H: 1 LOB: 1 BB: 0 P: 15	R: 0 E: 0 K: 1 S: 10	H: 2 LOB: 1 BB: 0 P: 11	R: 0 E: 0 K: 0 S: 12	H: 1 LOB: 1 BB: 0 P: 13	R: 0 E: 0 K: 1 S: 12	H: 0 LOB: 0 BB: 0 P: 15	R: 0 E: 0 K: 2 S: 7	H: 0 LOB: 0 BB: 0 P: 11	R: 0 E: 0 K: 0 S: 7	H: 0 LOB: 0 BB: 0 P: 12	R: 0 E: 0 K: 1 S: 5	H: 0 LOB: 0 BB: 0 P: 7	R: 0 E: 0 K: 1 S: 13	H: 1 LOB: 1 BB: 0 P: 17	1B: 6 2B: 1 3B: 0 HR: 0	SF: 0 SAC: 0 DP: 1 HBP: 0	WP: 0 PB: 0 SB: 0 CS: 0	PA: 33
<b>PITCHER</b>	IP WLS BF H R ER SO BB IBB HBP BLK WP HR S P ERA WHIP	IP WLS BF H R ER SO BB IBB HBP BLK WP HR S P ERA WHIP	IP WLS BF H R ER SO BB IBB HBP BLK WP HR S P ERA WHIP	IP WLS BF H R ER SO BB IBB HBP BLK WP HR S P ERA WHIP	IP WLS BF H R ER SO BB IBB HBP BLK WP HR S P ERA WHIP	IP WLS BF H R ER SO BB IBB HBP BLK WP HR S P ERA WHIP	IP WLS BF H R ER SO BB IBB HBP BLK WP HR S P ERA WHIP	IP WLS BF H R ER SO BB IBB HBP BLK WP HR S P ERA WHIP	IP WLS BF H R ER SO BB IBB HBP BLK WP HR S P ERA WHIP	IP WLS BF H R ER SO BB IBB HBP BLK WP HR S P ERA WHIP	IP WLS BF H R ER SO BB IBB HBP BLK WP HR S P ERA WHIP	IP WLS BF H R ER SO BB IBB HBP BLK WP HR S P ERA WHIP	IP WLS BF H R ER SO BB IBB HBP BLK WP HR S P ERA WHIP	IP WLS BF H R ER SO BB IBB HBP BLK WP HR S P ERA WHIP	IP WLS BF H R ER SO BB IBB HBP BLK WP HR S P ERA WHIP	IP WLS BF H R ER SO BB IBB HBP BLK WP HR S P ERA WHIP	IP WLS BF H R ER SO BB IBB HBP BLK WP HR S P ERA WHIP					
35 Cole Hamels, L (1,1) ERA: 2.55	8.0 W 29 6 6 0 0 0 0 0 0 0 82 109 0.00 0.750	53 Ken Giles, R (9,1) ERA: 0.93	1.0 4 1 0 0 1 0 0 0 0 0 0 13 17 0.00 1.000																			

AB	33
R	0
H	7
RBI	0
BB	0
SO	9
LOB	10





Batter	1	2	3	4	5	6	7	8	9	AB	R	H	RBI	BB	SO	LOB	TOP								
2 Ben Revere, L OBP: 0.321, SLG: 0.361	G4-3	F8			2B		F7		G4-6-3	5	1	2	0	0	0	3	<b>Philadelphia Phillies @ New York Mets</b> Citi Field, Flushing, NY Wed Jul 30 2014, 12:13 PM - 3:39 PM EDT Att: 37,647 - Sunny - 76 F								
24 Grady Sizemore, L OBP: 0.299, SLG: 0.349	F7		1B		F8		F7		G4-6-3	5	0	1	0	0	0	3									
26 Chase Utley, L 17 Reid Brignac, L OBP: 0.335, SLG: 0.436 OBP: 0.333, SLG: 0.389			F7		P5		BB		BB	2	0	0	0	2	0	2									
6 Ryan Howard, L OBP: 0.306, SLG: 0.379	F8		F8		F8		BB		BB	0	0	0	0	1	0	0									
3 Marlon Byrd, R OBP: 0.318, SLG: 0.477		L9		P3			G5-3		G4-3	4	0	0	0	0	1	4									
25 Cody Asche, L OBP: 0.297, SLG: 0.384					K				L8	4	0	1	0	0	2	0									
21 Wil Nieves, R OBP: 0.299, SLG: 0.439					F8		G1-3		K	4	0	1	0	0	1	0									
4 Andrés Blanco, S OBP: 0.353, SLG: 0.375							F9		F8	3	0	1	0	1	0	0									
38 Kyle Kendrick, R 11 Jimmy Rollins, S 43 Mario Hollands, L 30 Justin De Fratus, S 48 Philippe Aumont, L 9 Dominic Brown, L OBP: 0.287, SLG: 0.367 OBP: 0.335, SLG: 0.407 OBP: 0.320, SLG: 0.340 OBP: 0.291, SLG: 0.336 OBP: 0.330, SLG: 0.336					G5-3				HR	2	0	0	0	0	0	0									
									BB	2	0	0	0	0	0	0									
<b>Inning Stats</b>	R: 0 H: 0 E: 0 K: 0 S: 11	H: 0 LOB: 1 BB: 1 P: 24	R: 0 H: 3 E: 0 K: 1 S: 15	H: 3 LOB: 3 BB: 0 P: 21	R: 0 H: 1 E: 0 K: 1 S: 10	H: 1 LOB: 1 BB: 0 P: 15	R: 0 H: 0 E: 0 K: 1 S: 6	H: 0 LOB: 1 BB: 1 P: 13	R: 1 H: 2 E: 0 K: 1 S: 15	H: 2 LOB: 1 BB: 0 P: 17	R: 0 H: 0 E: 0 K: 1 S: 6	H: 0 LOB: 0 BB: 0 P: 8	R: 1 H: 1 E: 1 K: 0 S: 10	H: 1 LOB: 2 BB: 1 P: 25	R: 0 H: 0 E: 0 K: 1 S: 8	H: 0 LOB: 0 BB: 0 P: 11	R: 0 H: 1 E: 0 K: 0 S: 9	H: 1 LOB: 2 BB: 2 P: 21	1B: 5 2B: 2 3B: 0 HR: 1	SF: 0 SAC: 0 DP: 1 HBP: 1	WP: 0 PB: 1 SB: 2 CS: 0	PA: 40			
<b>PITCHER</b>	IP WLS BF H R ER SO BB IBB HBP BLK WP HR S P ERA WHIP	IP WLS BF H R ER SO BB IBB HBP BLK WP HR S P ERA WHIP	IP WLS BF H R ER SO BB IBB HBP BLK WP HR S P ERA WHIP	IP WLS BF H R ER SO BB IBB HBP BLK WP HR S P ERA WHIP	IP WLS BF H R ER SO BB IBB HBP BLK WP HR S P ERA WHIP	IP WLS BF H R ER SO BB IBB HBP BLK WP HR S P ERA WHIP	IP WLS BF H R ER SO BB IBB HBP BLK WP HR S P ERA WHIP	IP WLS BF H R ER SO BB IBB HBP BLK WP HR S P ERA WHIP	IP WLS BF H R ER SO BB IBB HBP BLK WP HR S P ERA WHIP	IP WLS BF H R ER SO BB IBB HBP BLK WP HR S P ERA WHIP	IP WLS BF H R ER SO BB IBB HBP BLK WP HR S P ERA WHIP	IP WLS BF H R ER SO BB IBB HBP BLK WP HR S P ERA WHIP	IP WLS BF H R ER SO BB IBB HBP BLK WP HR S P ERA WHIP	IP WLS BF H R ER SO BB IBB HBP BLK WP HR S P ERA WHIP	IP WLS BF H R ER SO BB IBB HBP BLK WP HR S P ERA WHIP	IP WLS BF H R ER SO BB IBB HBP BLK WP HR S P ERA WHIP	IP WLS BF H R ER SO BB IBB HBP BLK WP HR S P ERA WHIP	IP WLS BF H R ER SO BB IBB HBP BLK WP HR S P ERA WHIP	IP WLS BF H R ER SO BB IBB HBP BLK WP HR S P ERA WHIP	IP WLS BF H R ER SO BB IBB HBP BLK WP HR S P ERA WHIP	IP WLS BF H R ER SO BB IBB HBP BLK WP HR S P ERA WHIP	IP WLS BF H R ER SO BB IBB HBP BLK WP HR S P ERA WHIP	IP WLS BF H R ER SO BB IBB HBP BLK WP HR S P ERA WHIP	IP WLS BF H R ER SO BB IBB HBP BLK WP HR S P ERA WHIP	IP WLS BF H R ER SO BB IBB HBP BLK WP HR S P ERA WHIP

AB	34
R	2
H	8
RBI	2
BB	5
SO	5
LOB	20



Batter	1	2	3	4	5	6	7	8	9	AB	R	H	RBI	BB	SO	LOB	BOTTOM								
3 Curtis Granderson, L OBP: 0.340, SLG: 0.413	L8		K							4	2	1	0	1	2	2	<b>Philadelphia Phillies @ New York Mets</b> Citi Field, Flushing, NY Wed Jul 30 2014, 12:13 PM - 3:39 PM EDT Att: 37,647 - Sunny - 76 F								
28 Daniel Murphy, L OBP: 0.343, SLG: 0.425			F7				G5-3		21 HR	5	2	3	3	0	0	1									
5 David Wright, R 4 Wilmer Flores, R OBP: 0.335, SLG: 0.394 OBP: 0.247, SLG: 0.289			F9		L9					4	1	0	0	1	1	2									
21 Lucas Duda, L OBP: 0.358, SLG: 0.506			K							0	0	0	0	0	0	0									
					F8		G3-1			5	2	2	3	0	1	1									
7 Travis d'Arnaud, R OBP: 0.295, SLG: 0.375					L8					4	1	1	1	1	0	0									
1 Chris Young, R OBP: 0.289, SLG: 0.360							P3			5	1	1	1	0	1	1									
12 Juan Lagares, R OBP: 0.312, SLG: 0.378										5	1	3	0	0	1	4									
11 Rubén Tejada, R OBP: 0.358, SLG: 0.288										4	1	3	1	1	1	2									
45 Zack Wheeler, L 61 Dana Eveland, L 27 Jeury Familia, R 52 Carlos Torres, R OBP: 0.086, SLG: 0.088 OBP: 1.000, SLG: 1.000 OBP: 1.000, SLG: 1.000										2	0	0	0	0	1	4									
										0	0	0	0	0	0	0									
										1	0	1	1	0	0	0									
										0	0	0	0	0	0	0									
<b>Inning Stats</b>	R: 0 H: 1 E: 0 K: 1 S: 12	H: 2 LOB: 2 BB: 0 P: 16	R: 0 H: 0 E: 0 K: 0 S: 12	H: 0 LOB: 0 BB: 0 P: 14	R: 0 H: 0 E: 0 K: 1 S: 9	H: 0 LOB: 0 BB: 0 P: 14	R: 4 H: 3 E: 0 K: 0 S: 15	H: 3 LOB: 1 BB: 1 P: 27	R: 0 H: 1 E: 0 K: 1 S: 7	H: 1 LOB: 2 BB: 1 P: 14	R: 2 H: 5 E: 1 K: 2 S: 23	H: 5 LOB: 2 BB: 1 P: 39	R: 2 H: 3 E: 0 K: 2 S: 22	H: 3 LOB: 2 BB: 1 P: 34	1B: 11 2B: 2 3B: 0 HR: 2	SF: 0 SAC: 1 DP: 0 HBP: 0	WP: 1 PB: 0 SB: 1 CS: 0	PA: 44							
<b>PITCHER</b>	IP WLS BF H R ER SO BB IBB HBP BLK WP HR S P ERA WHIP	IP WLS BF H R ER SO BB IBB HBP BLK WP HR S P ERA WHIP	IP WLS BF H R ER SO BB IBB HBP BLK WP HR S P ERA WHIP	IP WLS BF H R ER SO BB IBB HBP BLK WP HR S P ERA WHIP	IP WLS BF H R ER SO BB IBB HBP BLK WP HR S P ERA WHIP	IP WLS BF H R ER SO BB IBB HBP BLK WP HR S P ERA WHIP	IP WLS BF H R ER SO BB IBB HBP BLK WP HR S P ERA WHIP	IP WLS BF H R ER SO BB IBB HBP BLK WP HR S P ERA WHIP	IP WLS BF H R ER SO BB IBB HBP BLK WP HR S P ERA WHIP	IP WLS BF H R ER SO BB IBB HBP BLK WP HR S P ERA WHIP	IP WLS BF H R ER SO BB IBB HBP BLK WP HR S P ERA WHIP	IP WLS BF H R ER SO BB IBB HBP BLK WP HR S P ERA WHIP	IP WLS BF H R ER SO BB IBB HBP BLK WP HR S P ERA WHIP	IP WLS BF H R ER SO BB IBB HBP BLK WP HR S P ERA WHIP	IP WLS BF H R ER SO BB IBB HBP BLK WP HR S P ERA WHIP	IP WLS BF H R ER SO BB IBB HBP BLK WP HR S P ERA WHIP	IP WLS BF H R ER SO BB IBB HBP BLK WP HR S P ERA WHIP	IP WLS BF H R ER SO BB IBB HBP BLK WP HR S P ERA WHIP	IP WLS BF H R ER SO BB IBB HBP BLK WP HR S P ERA WHIP	IP WLS BF H R ER SO BB IBB HBP BLK WP HR S P ERA WHIP	IP WLS BF H R ER SO BB IBB HBP BLK WP HR S P ERA WHIP	IP WLS BF H R ER SO BB IBB HBP BLK WP HR S P ERA WHIP	IP WLS BF H R ER SO BB IBB HBP BLK WP HR S P ERA WHIP	IP WLS BF H R ER SO BB IBB HBP BLK WP HR S P ERA WHIP	IP WLS BF H R ER SO BB IBB HBP BLK WP HR S P ERA WHIP

AB	39
R	11
H	15
RBI	10
BB	4
SO	8
LOB	17





Batter	1	2	3	4	5	6	7	8	9	AB	R	H	RBI	BB	SO	LOB	TOP								
2 Ben Revere, L (1.8) OBP: 0.326, SLG: 0.366	G4-3																								
11 Jimmy Rollins, S (1.6) OBP: 0.325, SLG: 0.409																									
26 Chase Utley, L (1.4) OBP: 0.353, SLG: 0.433																									
3 Marlon Byrd, R (1.9) OBP: 0.319, SLG: 0.476																									
51 Carlos Ruiz, R (1.2) OBP: 0.373, SLG: 0.380																									
24 Grady Sizemore, L (1.7) OBP: 0.305, SLG: 0.358																									
18 Darin Ruf, R (1.3) OBP: 0.281, SLG: 0.308																									
4 Andrés Blanco, S (1.5) OBP: 0.285, SLG: 0.306 30 Justin De Fratus, S (0.1) 6 Ryan Howard, L (7. PH) 63 Jake Diekman, R (7.1) 53 Ken Giles, R (7.1) 17 Reid Brignac, L (0.9. PH) 58 Jonathan Papelbon, R (0.5)																									
33 Cliff Lee, L (1.1) OBP: 0.250, SLG: 0.250 59 Antonio Bastardo, R (3.1) 9 Domonic Brown, L (4. PH) 43 Mario Hollands, L (4.1) 25 Cody Asche, L (0.5)																									
<b>Inning Stats</b>	R: 0 E: 0 K: 0 S: 9	H: 1 LOB: 1 BB: 0 P: 13	R: 0 E: 0 K: 1 S: 11	H: 0 LOB: 0 BB: 0 P: 16	R: 0 E: 0 K: 1 S: 10	H: 2 LOB: 2 BB: 0 P: 18	R: 5 E: 0 K: 0 S: 21	H: 5 LOB: 1 BB: 1 P: 35	R: 0 E: 0 K: 1 S: 15	H: 2 LOB: 1 BB: 0 P: 10	R: 2 E: 0 K: 1 S: 15	H: 2 LOB: 0 BB: 0 P: 24	R: 0 E: 0 K: 2 S: 12	H: 0 LOB: 1 BB: 0 P: 18	R: 3 E: 0 K: 2 S: 17	H: 5 LOB: 2 BB: 1 P: 30	R: 0 E: 0 K: 1 S: 8	H: 0 LOB: 0 BB: 0 P: 12	1B: 16 2B: 1 3B: 0 HR: 0	SF: 1 SAC: 1 DP: 0 HBP: 0	WP: 1 PB: 0 SB: 3 CS: 1	PA: 46			
<b>PITCHER</b>	IP WLS BF H R ER SO BB IBB HBP BLK WP HR S P ERA WHIP	IP WLS BF H R ER SO BB IBB HBP BLK WP HR S P ERA WHIP	IP WLS BF H R ER SO BB IBB HBP BLK WP HR S P ERA WHIP	IP WLS BF H R ER SO BB IBB HBP BLK WP HR S P ERA WHIP	IP WLS BF H R ER SO BB IBB HBP BLK WP HR S P ERA WHIP	IP WLS BF H R ER SO BB IBB HBP BLK WP HR S P ERA WHIP	IP WLS BF H R ER SO BB IBB HBP BLK WP HR S P ERA WHIP	IP WLS BF H R ER SO BB IBB HBP BLK WP HR S P ERA WHIP	IP WLS BF H R ER SO BB IBB HBP BLK WP HR S P ERA WHIP	IP WLS BF H R ER SO BB IBB HBP BLK WP HR S P ERA WHIP	IP WLS BF H R ER SO BB IBB HBP BLK WP HR S P ERA WHIP	IP WLS BF H R ER SO BB IBB HBP BLK WP HR S P ERA WHIP	IP WLS BF H R ER SO BB IBB HBP BLK WP HR S P ERA WHIP	IP WLS BF H R ER SO BB IBB HBP BLK WP HR S P ERA WHIP	IP WLS BF H R ER SO BB IBB HBP BLK WP HR S P ERA WHIP	IP WLS BF H R ER SO BB IBB HBP BLK WP HR S P ERA WHIP	IP WLS BF H R ER SO BB IBB HBP BLK WP HR S P ERA WHIP	IP WLS BF H R ER SO BB IBB HBP BLK WP HR S P ERA WHIP	IP WLS BF H R ER SO BB IBB HBP BLK WP HR S P ERA WHIP	IP WLS BF H R ER SO BB IBB HBP BLK WP HR S P ERA WHIP	IP WLS BF H R ER SO BB IBB HBP BLK WP HR S P ERA WHIP	IP WLS BF H R ER SO BB IBB HBP BLK WP HR S P ERA WHIP	IP WLS BF H R ER SO BB IBB HBP BLK WP HR S P ERA WHIP	IP WLS BF H R ER SO BB IBB HBP BLK WP HR S P ERA WHIP	
47 Gio González, L (1.1) ERA: 3.88 48 Ross Detwiler, L (4.1) 13 Jerry Blevins, L (6.1) 30 Aaron Barrett, R (7.1) 35 Craig Stammen, R (8.1)																									
2 Denard Span, L (1.8) OBP: 0.349, SLG: 0.394	F7																								
6 Anthony Rendon, R (1.5) OBP: 0.336, SLG: 0.460																									
28 Jayson Werth, R (1.9) OBP: 0.371, SLG: 0.438																									
40 Wilson Ramos, R (1.2) OBP: 0.337, SLG: 0.383																									
20 Ian Desmond, R (1.6) OBP: 0.300, SLG: 0.428																									
34 Bryce Harper, L (1.7) OBP: 0.344, SLG: 0.382																									
19 Kevin Frandsen, R (1.3) OBP: 0.294, SLG: 0.302																									
8 Danny Espinosa, S (1.4) OBP: 0.287, SLG: 0.354 25 Adam LaRoche, L (0.9. PH)																									
47 Gio González, R (1.1) ERA: 3.65 48 Ross Detwiler, R (0.9. PH) 7 Scott Hairston, R (0.9. PH) 13 Jerry Blevins, L (0.1) 30 Aaron Barrett, R (7.1) 15 Nate McLouth, L (7. PH) 35 Craig Stammen, R (8.1) 59 Jose Lobaton, S (0.9. PH)																									
<b>Inning Stats</b>	R: 0 E: 0 K: 1 S: 9	H: 0 LOB: 0 BB: 0 P: 11	R: 0 E: 0 K: 1 S: 7	H: 0 LOB: 0 BB: 0 P: 9	R: 0 E: 0 K: 2 S: 10	H: 1 LOB: 1 BB: 0 P: 13	R: 1 E: 0 K: 1 S: 9	H: 1 LOB: 0 BB: 1 P: 16	R: 2 E: 0 K: 0 S: 12	H: 3 LOB: 2 BB: 0 P: 19	R: 0 E: 0 K: 1 S: 9	H: 0 LOB: 0 BB: 0 P: 12	R: 1 E: 0 K: 2 S: 19	H: 3 LOB: 2 BB: 0 P: 27	R: 0 E: 0 K: 2 S: 9	H: 0 LOB: 0 BB: 0 P: 13	R: 0 E: 0 K: 0 S: 8	H: 0 LOB: 0 BB: 0 P: 13	1B: 6 2B: 2 3B: 0 HR: 0	SF: 0 SAC: 0 DP: 1 HBP: 1	WP: 1 PB: 1 SB: 0 CS: 0	PA: 36			
<b>PITCHER</b>	IP WLS BF H R ER SO BB IBB HBP BLK WP HR S P ERA WHIP	IP WLS BF H R ER SO BB IBB HBP BLK WP HR S P ERA WHIP	IP WLS BF H R ER SO BB IBB HBP BLK WP HR S P ERA WHIP	IP WLS BF H R ER SO BB IBB HBP BLK WP HR S P ERA WHIP	IP WLS BF H R ER SO BB IBB HBP BLK WP HR S P ERA WHIP	IP WLS BF H R ER SO BB IBB HBP BLK WP HR S P ERA WHIP	IP WLS BF H R ER SO BB IBB HBP BLK WP HR S P ERA WHIP	IP WLS BF H R ER SO BB IBB HBP BLK WP HR S P ERA WHIP	IP WLS BF H R ER SO BB IBB HBP BLK WP HR S P ERA WHIP	IP WLS BF H R ER SO BB IBB HBP BLK WP HR S P ERA WHIP	IP WLS BF H R ER SO BB IBB HBP BLK WP HR S P ERA WHIP	IP WLS BF H R ER SO BB IBB HBP BLK WP HR S P ERA WHIP	IP WLS BF H R ER SO BB IBB HBP BLK WP HR S P ERA WHIP	IP WLS BF H R ER SO BB IBB HBP BLK WP HR S P ERA WHIP	IP WLS BF H R ER SO BB IBB HBP BLK WP HR S P ERA WHIP	IP WLS BF H R ER SO BB IBB HBP BLK WP HR S P ERA WHIP	IP WLS BF H R ER SO BB IBB HBP BLK WP HR S P ERA WHIP	IP WLS BF H R ER SO BB IBB HBP BLK WP HR S P ERA WHIP	IP WLS BF H R ER SO BB IBB HBP BLK WP HR S P ERA WHIP	IP WLS BF H R ER SO BB IBB HBP BLK WP HR S P ERA WHIP	IP WLS BF H R ER SO BB IBB HBP BLK WP HR S P ERA WHIP	IP WLS BF H R ER SO BB IBB HBP BLK WP HR S P ERA WHIP	IP WLS BF H R ER SO BB IBB HBP BLK WP HR S P ERA WHIP	IP WLS BF H R ER SO BB IBB HBP BLK WP HR S P ERA WHIP	IP WLS BF H R ER SO BB IBB HBP BLK WP HR S P ERA WHIP
33 Cliff Lee, L (1.1) ERA: 3.65 59 Antonio Bastardo, L (3.1) 43 Mario Hollands, L (4.1) 30 Justin De Fratus, R (5.1) 63 Jake Diekman, L (7.1)																									
53 Ken Giles, R (7.1) ERA: 0.87 58 Jonathan Papelbon, R (0.9.1)																									

Philadelphia Phillies @ Washington Nationals  
 Nationals Park, Washington, DC  
 Thu Jul 31 2014, 7:09 PM - 10:39 PM EDT  
 Att: 35,722 - Partly Cloudy - 86 F

AB 42  
 R 10  
 H 17  
 RBI 10  
 BB 2  
 SO 8  
 LOB 20



Philadelphia Phillies @ Washington Nationals  
 Nationals Park, Washington, DC  
 Thu Jul 31 2014, 7:09 PM - 10:39 PM EDT  
 Att: 35,722 - Partly Cloudy - 86 F

AB 34  
 R 4  
 H 8  
 RBI 4  
 BB 1  
 SO 10  
 LOB 15





















Batter	1	2	3	4	5	6	7	8	9	AB	R	H	RBI	BB	SO	LOB	TOP											
27 Jose Altuve, R OBP: 0.375, SLG: 0.440										5	1	2	1	0	0	4	<b>Houston Astros @ Philadelphia Phillies</b> Citizens Bank Park, Philadelphia, PA Wed Aug 06 2014, 7:07 PM - 9:55 PM EDT Att: 26,691 - Partly Cloudy - 80 F											
19 Robbie Grossman, S OBP: 0.316, SLG: 0.291 48 Mike Folytyniewicz, R (7, 1)										4	0	0	0	0	2	3												
23 Chris Carter, R OBP: 0.294, SLG: 0.473										4	0	2	0	0	0	1												
21 Jon Singleton, L OBP: 0.279, SLG: 0.392										4	0	0	1	0	0	3												
30 Matt Dominguez, R OBP: 0.272, SLG: 0.361										4	1	1	0	0	2	1												
22 Carlos Corporán, S OBP: 0.289, SLG: 0.397										4	0	0	0	0	0	1												
6 Jake Marisnick, R OBP: 0.194, SLG: 0.162										3	0	1	1	0	0	0												
3 Gregorio Petit, R OBP: 0.318, SLG: 0.455										4	1	2	0	0	1	0												
41 Brad Peacock, R (1, 1) 38 Darin Downs, R (6, 1) 18 Marc Krauss, L OBP: 0.264, SLG: 0.318 (7, 9) 0 L.J. Hoos, R OBP: 0.233, SLG: 0.292 (9, PH)										2	0	0	0	0	2	2												
<b>Inning Stats</b>	R: 1 E: 0 K: 0 S: 11	H: 2 LOB: 1 BB: 0 P: 17	R: 0 E: 0 K: 1 S: 12	H: 2 LOB: 2 BB: 0 P: 18	R: 0 E: 0 K: 1 S: 6	H: 0 LOB: 0 BB: 0 P: 11	R: 1 E: 0 K: 1 S: 7	H: 1 LOB: 0 BB: 0 P: 9	R: 0 E: 0 K: 1 S: 12	H: 0 LOB: 2 BB: 0 P: 20	R: 0 E: 0 K: 1 S: 10	H: 0 LOB: 1 BB: 0 P: 11	R: 1 E: 0 K: 1 S: 15	H: 2 LOB: 1 BB: 0 P: 24	R: 0 E: 0 K: 1 S: 7	H: 0 LOB: 0 BB: 0 P: 13		R: 0 E: 0 K: 0 S: 7	H: 1 LOB: 1 BB: 0 P: 10	1B: 9 2B: 1 3B: 0 HR: 0	SF: 1 SAC: 0 DP: 0 HBP: 0	WP: 1 PB: 0 SB: 1 CS: 0	PA: 37					
<b>PITCHER</b>	IP	WLS	BF	H	R	ER	SO	BB	IBB	HBP	BLK	WP	HR	S	P	ERA	WHIP											
55 David Buchanan, R ERA: 4.39	(1, 1)	6.1	W	28	9	3	3	5	0	0	0	0	0	68	102	4.26	1.421											
63 Jake Diekman, L ERA: 4.26	(7, 1)	0.2		2	0	0	0	1	0	0	0	0	1	0	5	8	0.00	0.000										
30 Justin De Fratus, R ERA: 2.63	(8, 1)	1.0		3	0	0	0	1	0	0	0	0	0	7	13	0.00	0.000											
56 Cesar Jimenez, L ERA:	(9, 1)	1.0		4	1	0	0	0	0	0	0	0	0	7	10	0.00	1.000											

Batter	1	2	3	4	5	6	7	8	9	AB	R	H	RBI	BB	SO	LOB	BOTTOM										
2 Ben Revere, L OBP: 0.328, SLG: 0.370										5	2	4	0	0	0	1	<b>Houston Astros @ Philadelphia Phillies</b> Citizens Bank Park, Philadelphia, PA Wed Aug 06 2014, 7:07 PM - 9:55 PM EDT Att: 26,691 - Partly Cloudy - 80 F										
11 Jimmy Rollins, S OBP: 0.318, SLG: 0.399										5	2	2	0	0	1	2											
26 Chase Utley, L OBP: 0.349, SLG: 0.428										4	2	2	3	0	0	3											
6 Ryan Howard, L OBP: 0.301, SLG: 0.377										4	1	2	2	0	2	1											
3 Marlon Byrd, R OBP: 0.320, SLG: 0.473 30 Justin De Fratus, S ERA: 2.63 56 Cesar Jimenez, L ERA:										3	1	1	1	1	0	0											
24 Grady Sizemore, L OBP: 0.313, SLG: 0.361										3	1	0	0	1	0	2											
21 Wil Nieves, R OBP: 0.270, SLG: 0.403										3	0	0	1	0	2	1											
25 Cody Asche, L OBP: 0.303, SLG: 0.385										3	0	0	0	1	2	0											
55 David Buchanan, R OBP: 0.143, SLG: 0.053 63 Jake Diekman, R (7, 1) 9 Dominic Brown, L OBP: 0.279, SLG: 0.337 (8, 7)										2	1	1	1	1	0	0											
<b>Inning Stats</b>	R: 5 E: 0 K: 0 S: 16	H: 4 LOB: 2 BB: 3 P: 33	R: 0 E: 0 K: 1 S: 8	H: 1 LOB: 1 BB: 0 P: 10	R: 0 E: 0 K: 1 S: 9	H: 0 LOB: 0 BB: 0 P: 10	R: 3 E: 0 K: 2 S: 16	H: 2 LOB: 1 BB: 1 P: 26	R: 0 E: 0 K: 0 S: 9	H: 0 LOB: 0 BB: 0 P: 13	R: 0 E: 0 K: 1 S: 12	H: 1 LOB: 1 BB: 0 P: 16	R: 1 E: 0 K: 1 S: 13	H: 3 LOB: 1 BB: 0 P: 22	R: 1 E: 0 K: 1 S: 8	H: 1 LOB: 0 BB: 0 P: 12		1B: 8 2B: 2 3B: 1 HR: 1	SF: 1 SAC: 0 DP: 1 HBP: 0	WP: 2 PB: 0 SB: 1 CS: 0	PA: 38						
<b>PITCHER</b>	IP	WLS	BF	H	R	ER	SO	BB	IBB	HBP	BLK	WP	HR	S	P	ERA	WHIP										
41 Brad Peacock, R ERA: 5.44	(1, 1)	5.0	L	25	7	8	8	4	3	1	0	0	0	58	92	14.40	2.000										
38 Darin Downs, L ERA: 4.34	(6, 1)	1.0		4	1	0	0	1	0	0	0	0	0	12	16	0.00	1.000										
48 Mike Folytyniewicz, R ERA: 6.76	(7, 1)	2.0		9	4	2	2	2	0	0	0	1	0	21	34	9.00	2.000										



Batter	1	2	3	4	5	6	7	8	9	AB	R	H	RBI	BB	SO	LOB	TOP								
27 Jose Altuve, R OBP: 0.372, SLG: 0.436	L8	G6-3		F8			G5-4-3			4	0	0	0	0	0	2	<b>Houston Astros @ Philadelphia Phillies</b> Citizens Bank Park, Philadelphia, PA Thu Aug 07 2014, 7:07 PM - 9:53 PM EDT Att: 26,609 - Cloudy - 81 F								
15 Jason Castro, L OBP: 0.300, SLG: 0.392	23 HR		23 HR	1B	18 G1-6-3		G4-3			3	2	2	0	1	0	0									
23 Chris Carter, R OBP: 0.299, SLG: 0.494	1H		1H	HR			K	18 G4-6-3		4	2	3	4	0	1	1									
18 Marc Krauss, L OBP: 0.269, SLG: 0.338					21 FC4-5					3	1	1	1	1	0	2									
35 Josh Fields, R					G1-6-3			G4-6-3		0	0	0	0	0	0	0									
29 Tony Sipp, L										0	0	0	0	0	0	0									
50 Chad Qualls, R										0	0	0	0	0	0	0									
21 Jon Singleton, L OBP: 0.274, SLG: 0.384					30 G6-3					4	0	0	0	0	3	1									
30 Matt Dominguez, R OBP: 0.272, SLG: 0.360					G6-3					4	0	1	0	0	0	1									
9 Marwin Gonzalez, S OBP: 0.315, SLG: 0.386										4	0	1	0	0	1	1									
6 Jake Marisnick, R OBP: 0.187, SLG: 0.155										3	0	0	0	0	1	1									
31 Collin McHugh, R										2	0	0	0	0	0	1									
19 Robbie Grossman, S OBP: 0.316, SLG: 0.291										0	0	0	0	0	0	0									
<b>Inning Stats</b>	R: 3 E: 0 K: 1 S: 23	H: 3 LOB: 1 BB: 1 P: 35	R: 0 E: 0 K: 0 S: 6	H: 0 LOB: 0 BB: 0 P: 7	R: 2 E: 0 K: 0 S: 7	H: 2 LOB: 0 BB: 1 P: 15	R: 0 E: 0 K: 0 S: 7	H: 1 LOB: 1 BB: 0 P: 8	R: 0 E: 0 K: 1 S: 10	H: 0 LOB: 0 BB: 0 P: 15	R: 0 E: 0 K: 2 S: 8	H: 0 LOB: 0 BB: 0 P: 12	R: 0 E: 0 K: 1 S: 7	H: 0 LOB: 0 BB: 0 P: 7	R: 0 E: 0 K: 0 S: 6	H: 1 LOB: 0 BB: 0 P: 9	R: 0 E: 0 K: 1 S: 11	H: 0 LOB: 0 BB: 0 P: 14	1B: 5 2B: 0 3B: 0 HR: 3	SF: 0 SAC: 1 DP: 4 HBP: 0	WP: 1 PB: 0 SB: 0 CS: 0	PA: 34			
<b>PITCHER</b>	IP WLS BF H R ER SO BB IBB HBP BLK WP HR S P ERA WHIP	IP WLS BF H R ER SO BB IBB HBP BLK WP HR S P ERA WHIP	IP WLS BF H R ER SO BB IBB HBP BLK WP HR S P ERA WHIP	IP WLS BF H R ER SO BB IBB HBP BLK WP HR S P ERA WHIP	IP WLS BF H R ER SO BB IBB HBP BLK WP HR S P ERA WHIP	IP WLS BF H R ER SO BB IBB HBP BLK WP HR S P ERA WHIP	IP WLS BF H R ER SO BB IBB HBP BLK WP HR S P ERA WHIP	IP WLS BF H R ER SO BB IBB HBP BLK WP HR S P ERA WHIP	IP WLS BF H R ER SO BB IBB HBP BLK WP HR S P ERA WHIP	IP WLS BF H R ER SO BB IBB HBP BLK WP HR S P ERA WHIP	IP WLS BF H R ER SO BB IBB HBP BLK WP HR S P ERA WHIP	IP WLS BF H R ER SO BB IBB HBP BLK WP HR S P ERA WHIP	IP WLS BF H R ER SO BB IBB HBP BLK WP HR S P ERA WHIP	IP WLS BF H R ER SO BB IBB HBP BLK WP HR S P ERA WHIP	IP WLS BF H R ER SO BB IBB HBP BLK WP HR S P ERA WHIP	IP WLS BF H R ER SO BB IBB HBP BLK WP HR S P ERA WHIP	IP WLS BF H R ER SO BB IBB HBP BLK WP HR S P ERA WHIP	IP WLS BF H R ER SO BB IBB HBP BLK WP HR S P ERA WHIP	IP WLS BF H R ER SO BB IBB HBP BLK WP HR S P ERA WHIP	IP WLS BF H R ER SO BB IBB HBP BLK WP HR S P ERA WHIP	IP WLS BF H R ER SO BB IBB HBP BLK WP HR S P ERA WHIP	IP WLS BF H R ER SO BB IBB HBP BLK WP HR S P ERA WHIP	IP WLS BF H R ER SO BB IBB HBP BLK WP HR S P ERA WHIP	IP WLS BF H R ER SO BB IBB HBP BLK WP HR S P ERA WHIP	IP WLS BF H R ER SO BB IBB HBP BLK WP HR S P ERA WHIP



Batter	1	2	3	4	5	6	7	8	9	AB	R	H	RBI	BB	SO	LOB	BOTTOM								
2 Ben Revere, L OBP: 0.329, SLG: 0.371	L5		L7				11 L3			4	1	2	0	0	0	0	<b>Houston Astros @ Philadelphia Phillies</b> Citizens Bank Park, Philadelphia, PA Thu Aug 07 2014, 7:07 PM - 9:53 PM EDT Att: 26,609 - Cloudy - 81 F								
11 Jimmy Rollins, S OBP: 0.318, SLG: 0.398	G6-3		K				L3			4	1	1	0	0	1	1									
26 Chase Utley, L OBP: 0.349, SLG: 0.426	G4-3									4	0	1	0	0	0	3									
6 Ryan Howard, L OBP: 0.301, SLG: 0.383										4	1	1	4	0	2	1									
3 Marlon Byrd, R OBP: 0.319, SLG: 0.471										4	1	1	0	0	2	1									
24 Grady Sizemore, L OBP: 0.313, SLG: 0.361										3	0	1	0	0	0	1									
51 Carlos Ruiz, R OBP: 0.363, SLG: 0.369										3	1	2	1	0	1	0									
25 Cody Asche, L OBP: 0.304, SLG: 0.384										3	1	1	1	0	0	2									
61 Sean O'Sullivan, R										1	0	0	0	0	1	0									
17 Reid Brignac, L OBP: 0.310, SLG: 0.359										1	0	0	0	0	1	0									
43 Mario Hollands, L										0	0	0	0	0	0	0									
9 Domonic Brown, L OBP: 0.279, SLG: 0.336										1	0	0	0	0	1	1									
56 Jonathan Papelbon, R										0	0	0	0	0	0	0									
<b>Inning Stats</b>	R: 0 E: 0 K: 0 S: 8	H: 0 LOB: 0 BB: 0 P: 10	R: 1 E: 0 K: 1 S: 12	H: 3 LOB: 1 BB: 0 P: 15	R: 0 E: 0 K: 2 S: 9	H: 0 LOB: 0 BB: 0 P: 13	R: 0 E: 0 K: 1 S: 9	H: 0 LOB: 0 BB: 0 P: 16	R: 0 E: 0 K: 1 S: 9	H: 0 LOB: 0 BB: 0 P: 14	R: 0 E: 0 K: 1 S: 10	H: 1 LOB: 0 BB: 0 P: 15	R: 0 E: 0 K: 2 S: 11	H: 1 LOB: 1 BB: 0 P: 17	R: 5 E: 0 K: 1 S: 17	H: 5 LOB: 0 BB: 0 P: 28	1B: 8 2B: 2 3B: 0 HR: 1	SF: 0 SAC: 0 DP: 2 HBP: 0	WP: 0 PB: 0 SB: 0 CS: 0	PA: 32					
<b>PITCHER</b>	IP WLS BF H R ER SO BB IBB HBP BLK WP HR S P ERA WHIP	IP WLS BF H R ER SO BB IBB HBP BLK WP HR S P ERA WHIP	IP WLS BF H R ER SO BB IBB HBP BLK WP HR S P ERA WHIP	IP WLS BF H R ER SO BB IBB HBP BLK WP HR S P ERA WHIP	IP WLS BF H R ER SO BB IBB HBP BLK WP HR S P ERA WHIP	IP WLS BF H R ER SO BB IBB HBP BLK WP HR S P ERA WHIP	IP WLS BF H R ER SO BB IBB HBP BLK WP HR S P ERA WHIP	IP WLS BF H R ER SO BB IBB HBP BLK WP HR S P ERA WHIP	IP WLS BF H R ER SO BB IBB HBP BLK WP HR S P ERA WHIP	IP WLS BF H R ER SO BB IBB HBP BLK WP HR S P ERA WHIP	IP WLS BF H R ER SO BB IBB HBP BLK WP HR S P ERA WHIP	IP WLS BF H R ER SO BB IBB HBP BLK WP HR S P ERA WHIP	IP WLS BF H R ER SO BB IBB HBP BLK WP HR S P ERA WHIP	IP WLS BF H R ER SO BB IBB HBP BLK WP HR S P ERA WHIP	IP WLS BF H R ER SO BB IBB HBP BLK WP HR S P ERA WHIP	IP WLS BF H R ER SO BB IBB HBP BLK WP HR S P ERA WHIP	IP WLS BF H R ER SO BB IBB HBP BLK WP HR S P ERA WHIP	IP WLS BF H R ER SO BB IBB HBP BLK WP HR S P ERA WHIP	IP WLS BF H R ER SO BB IBB HBP BLK WP HR S P ERA WHIP	IP WLS BF H R ER SO BB IBB HBP BLK WP HR S P ERA WHIP	IP WLS BF H R ER SO BB IBB HBP BLK WP HR S P ERA WHIP	IP WLS BF H R ER SO BB IBB HBP BLK WP HR S P ERA WHIP	IP WLS BF H R ER SO BB IBB HBP BLK WP HR S P ERA WHIP	IP WLS BF H R ER SO BB IBB HBP BLK WP HR S P ERA WHIP	IP WLS BF H R ER SO BB IBB HBP BLK WP HR S P ERA WHIP





Batter	1	2	3	4	5	6	7	8	9	AB	R	H	RBI	BB	SO	LOB	TOP						
3 Curtis Granderson, L OBP: 0.333, SLG: 0.395										4	0	2	1	1	0	0	<b>New York Mets @ Philadelphia Phillies</b> Citizens Bank Park, Philadelphia, PA Fri Aug 08 2014, 7:09 PM - 9:58 PM EDT Att: 32,307 - Partly Cloudy - 81 F						
28 Daniel Murphy, L OBP: 0.351, SLG: 0.440										4	0	2	1	1	1	2							
5 David Wright, R OBP: 0.327, SLG: 0.384										5	0	2	0	0	0	5							
21 Lucas Duda, L OBP: 0.354, SLG: 0.493										4	0	0	0	0	1	4							
7 Travis d'Arnaud, R OBP: 0.289, SLG: 0.375										4	2	2	1	0	1	0							
9 Kirk Nieuwenhuis, L OBP: 0.333, SLG: 0.476										4	1	1	0	0	2	0							
12 Juan Lagares, R OBP: 0.310, SLG: 0.375										4	1	1	1	0	1	0							
4 Wilmer Flores, R OBP: 0.266, SLG: 0.314										4	1	2	1	0	0	0							
40 Bartolo Colon, R OBP: 0.043, SLG: 0.065										4	0	0	0	0	4	3							
61 Dana Eveland, L ERA: 2.56										0	0	0	0	0	0	0							
58 Jenny Mejia, R ERA: 2.56										0	0	0	0	0	0	0							
<b>Inning Stats</b>	R: 0 H: 1 E: 0 K: 0 S: 10	H: 1 LOB: 1 BB: 0 P: 16	R: 0 H: 0 E: 0 K: 1 S: 10	H: 0 LOB: 0 BB: 0 P: 15	R: 0 H: 2 E: 0 K: 1 S: 12	H: 2 LOB: 1 BB: 1 P: 22	R: 4 H: 6 E: 0 K: 1 S: 14	H: 6 LOB: 1 BB: 0 P: 21	R: 1 H: 1 E: 0 K: 3 S: 12	H: 1 LOB: 0 BB: 0 P: 18	R: 0 H: 1 E: 0 K: 2 S: 13	H: 1 LOB: 2 BB: 1 P: 21	R: 0 H: 0 E: 0 K: 1 S: 6	H: 0 LOB: 0 BB: 0 P: 11	R: 0 H: 0 E: 0 K: 1 S: 8	H: 0 LOB: 0 BB: 0 P: 10	R: 0 H: 1 E: 0 K: 0 S: 7	H: 1 LOB: 0 BB: 0 P: 13	1B: 9 2B: 2 3B: 0 HR: 1	SF: 0 SAC: 0 DP: 1 HBP: 0	WP: 0 PB: 0 SB: 0 CS: 1	PA: 40	
<b>PITCHER</b>	IP WLS BF H R ER SO BB IBB HBP BLK WP HR S P ERA WHIP	IP WLS BF H R ER SO BB IBB HBP BLK WP HR S P ERA WHIP	IP WLS BF H R ER SO BB IBB HBP BLK WP HR S P ERA WHIP	IP WLS BF H R ER SO BB IBB HBP BLK WP HR S P ERA WHIP	IP WLS BF H R ER SO BB IBB HBP BLK WP HR S P ERA WHIP	IP WLS BF H R ER SO BB IBB HBP BLK WP HR S P ERA WHIP	IP WLS BF H R ER SO BB IBB HBP BLK WP HR S P ERA WHIP	IP WLS BF H R ER SO BB IBB HBP BLK WP HR S P ERA WHIP	IP WLS BF H R ER SO BB IBB HBP BLK WP HR S P ERA WHIP	IP WLS BF H R ER SO BB IBB HBP BLK WP HR S P ERA WHIP	IP WLS BF H R ER SO BB IBB HBP BLK WP HR S P ERA WHIP	IP WLS BF H R ER SO BB IBB HBP BLK WP HR S P ERA WHIP	IP WLS BF H R ER SO BB IBB HBP BLK WP HR S P ERA WHIP	IP WLS BF H R ER SO BB IBB HBP BLK WP HR S P ERA WHIP	IP WLS BF H R ER SO BB IBB HBP BLK WP HR S P ERA WHIP	IP WLS BF H R ER SO BB IBB HBP BLK WP HR S P ERA WHIP	IP WLS BF H R ER SO BB IBB HBP BLK WP HR S P ERA WHIP	IP WLS BF H R ER SO BB IBB HBP BLK WP HR S P ERA WHIP	IP WLS BF H R ER SO BB IBB HBP BLK WP HR S P ERA WHIP	IP WLS BF H R ER SO BB IBB HBP BLK WP HR S P ERA WHIP	IP WLS BF H R ER SO BB IBB HBP BLK WP HR S P ERA WHIP	IP WLS BF H R ER SO BB IBB HBP BLK WP HR S P ERA WHIP	IP WLS BF H R ER SO BB IBB HBP BLK WP HR S P ERA WHIP

AB	37
R	5
H	12
RBI	5
BB	2
SO	10
LOB	14



Batter	1	2	3	4	5	6	7	8	9	AB	R	H	RBI	BB	SO	LOB	BOTTOM						
2 Ben Revere, L OBP: 0.331, SLG: 0.372										4	0	2	0	0	1	0	<b>New York Mets @ Philadelphia Phillies</b> Citizens Bank Park, Philadelphia, PA Fri Aug 08 2014, 7:09 PM - 9:58 PM EDT Att: 32,307 - Partly Cloudy - 81 F						
11 Jimmy Rollins, S OBP: 0.315, SLG: 0.394										4	0	0	0	0	2								
26 Chase Utley, L OBP: 0.352, SLG: 0.432										4	1	3	0	0	1								
6 Ryan Howard, L OBP: 0.300, SLG: 0.380										3	1	0	0	1	1	3							
3 Marlon Byrd, R OBP: 0.323, SLG: 0.480										4	2	3	1	0	0	1							
24 Grady Sizemore, L OBP: 0.312, SLG: 0.363										4	0	1	2	0	1	2							
51 Carlos Ruiz, R OBP: 0.358, SLG: 0.364										4	0	0	0	0	1	2							
25 Cody Asche, L OBP: 0.300, SLG: 0.379										4	0	0	1	0	1	1							
34 A.J. Burnett, R ERA: 4.29										2	0	0	0	0	0	0							
59 Antonio Bastardo, R ERA: 3.81										0	0	0	0	0	0	0							
9 Dominic Brown, L OBP: 0.278, SLG: 0.379										1	0	0	0	0	0	0							
56 Cesar Jimenez, L OBP: 0.207, SLG: 0.295										1	0	0	0	0	0	1							
<b>Inning Stats</b>	R: 0 H: 1 E: 0 K: 1 S: 9	H: 1 LOB: 1 BB: 0 P: 13	R: 0 H: 1 E: 0 K: 1 S: 7	H: 1 LOB: 0 BB: 0 P: 10	R: 0 H: 1 E: 0 K: 1 S: 12	H: 1 LOB: 1 BB: 0 P: 17	R: 0 H: 1 E: 0 K: 0 S: 11	H: 1 LOB: 1 BB: 0 P: 17	R: 0 H: 0 E: 0 K: 2 S: 16	H: 0 LOB: 0 BB: 0 P: 18	R: 3 H: 3 E: 0 K: 1 S: 11	H: 3 LOB: 1 BB: 1 P: 19	1B: 6 2B: 3 3B: 0 HR: 1	SF: 0 SAC: 0 DP: 1 HBP: 0	WP: 0 PB: 0 SB: 0 CS: 0	PA: 36							
<b>PITCHER</b>	IP WLS BF H R ER SO BB IBB HBP BLK WP HR S P ERA WHIP	IP WLS BF H R ER SO BB IBB HBP BLK WP HR S P ERA WHIP	IP WLS BF H R ER SO BB IBB HBP BLK WP HR S P ERA WHIP	IP WLS BF H R ER SO BB IBB HBP BLK WP HR S P ERA WHIP	IP WLS BF H R ER SO BB IBB HBP BLK WP HR S P ERA WHIP	IP WLS BF H R ER SO BB IBB HBP BLK WP HR S P ERA WHIP	IP WLS BF H R ER SO BB IBB HBP BLK WP HR S P ERA WHIP	IP WLS BF H R ER SO BB IBB HBP BLK WP HR S P ERA WHIP	IP WLS BF H R ER SO BB IBB HBP BLK WP HR S P ERA WHIP	IP WLS BF H R ER SO BB IBB HBP BLK WP HR S P ERA WHIP	IP WLS BF H R ER SO BB IBB HBP BLK WP HR S P ERA WHIP	IP WLS BF H R ER SO BB IBB HBP BLK WP HR S P ERA WHIP	IP WLS BF H R ER SO BB IBB HBP BLK WP HR S P ERA WHIP	IP WLS BF H R ER SO BB IBB HBP BLK WP HR S P ERA WHIP	IP WLS BF H R ER SO BB IBB HBP BLK WP HR S P ERA WHIP	IP WLS BF H R ER SO BB IBB HBP BLK WP HR S P ERA WHIP	IP WLS BF H R ER SO BB IBB HBP BLK WP HR S P ERA WHIP	IP WLS BF H R ER SO BB IBB HBP BLK WP HR S P ERA WHIP	IP WLS BF H R ER SO BB IBB HBP BLK WP HR S P ERA WHIP	IP WLS BF H R ER SO BB IBB HBP BLK WP HR S P ERA WHIP	IP WLS BF H R ER SO BB IBB HBP BLK WP HR S P ERA WHIP	IP WLS BF H R ER SO BB IBB HBP BLK WP HR S P ERA WHIP	IP WLS BF H R ER SO BB IBB HBP BLK WP HR S P ERA WHIP





Batter	1	2	3	4	5	6	7	8	9	10	11	AB	R	H	RBI	BB	SO	LOB	TOP			
3 Curtis Granderson, L OBP: 0.334, SLG: 0.396	G4-3			F7	F7			G4-3			G4-3	5	1	2	0	0	0	2				
28 Daniel Murphy, L OBP: 0.348, SLG: 0.436	G5-3			FC6-4	FC6-4			L7			F7	5	0	0	0	0	0	2				
5 David Wright, R OBP: 0.330, SLG: 0.384	G5-3			BB	BB			L9			L9	3	0	1	0	2	0	0				
29 Eric Campbell, R OBP: 0.348, SLG: 0.388	K			L9	L9			L9			L9	4	0	1	0	1	1	2				
21 Lucas Duda, L OBP: 0.355, SLG: 0.492	K			L9	L9			G4-6-3			G5-3	5	1	2	1	0	1	2				
7 Travis d'Arnaud, R OBP: 0.267, SLG: 0.370	K			BB	BB			G6-3			G5-3	4	0	0	0	1	1	3				
12 Juan Lagares, R OBP: 0.315, SLG: 0.380				HBP	HBP			K			K	4	0	2	0	0	2	3				
4 Wilmer Flores, R OBP: 0.257, SLG: 0.303	G5-4-3			FC5-4	FC5-4			F8			P5	4	0	0	1	0	0	4				
35 Dillon Gee, R 66 Josh Edgin, R 38 Vic Black, R 9 Kirk Nieuwenhuis, L 61 Dana Eveland, L 27 Jeunys Familia, R	K			B2	B2			K			K	3	0	0	0	0	2	3				
<b>Inning Stats</b>	R: 0 E: 0 K: 0 S: 9	H: 0 LOB: 0 BB: 0 P: 15	R: 0 E: 0 K: 3 S: 10	H: 0 LOB: 0 BB: 0 P: 15	R: 0 E: 0 K: 1 S: 8	H: 0 LOB: 0 BB: 0 P: 11	R: 0 E: 0 K: 0 S: 8	H: 1 LOB: 1 BB: 1 P: 14	R: 1 E: 0 K: 0 S: 13	H: 2 LOB: 2 BB: 1 P: 21	R: 0 E: 0 K: 0 S: 8	H: 0 LOB: 0 BB: 0 P: 12	R: 0 E: 0 K: 2 S: 15	H: 0 LOB: 0 BB: 0 P: 22	R: 0 E: 0 K: 2 S: 8	H: 0 LOB: 0 BB: 0 P: 14	R: 1 E: 0 K: 1 S: 17	H: 3 LOB: 3 BB: 1 P: 28	1B: 7 2B: 1 3B: 0 HR: 0	SF: 0 SAC: 0 DP: 2 HBP: 1	WP: 1 PB: 1 SB: 0 CS: 2	PA: 43
<b>PITCHER</b>	IP WLS BF H R ER SO BB IBB HBP BLK WP HR S P ERA WHIP	35 Cole Hamels, L ERA: 2.37	63 Jake Diekmann, L ERA: 4.18	58 Jonathan Papelbon, R ERA: 1.64	53 Ken Giles, R ERA: 1.57	59 Antonio Bastardo, L ERA: 3.98	<b>PITCHER</b>	IP WLS BF H R ER SO BB IBB HBP BLK WP HR S P ERA WHIP	30 Justin De Fratus, R ERA: 2.52													

New York Mets @ Philadelphia Phillies  
Citizens Bank Park, Philadelphia, PA  
Sat Aug 09 2014, 7:51 PM - 11:31 PM EDT  
Att. 39,163 - Party Cloudy - 82 F

AB	38
R	2
H	8
RBI	2
BB	4
SO	8
LOB	21



Batter	1	2	3	4	5	6	7	8	9	10	11	AB	R	H	RBI	BB	SO	LOB	BOTTOM							
2 Ben Revere, L OBP: 0.327, SLG: 0.368	G4-3			F8	G2-3			G3			K	5	0	0	0	0	1	0								
11 Jimmy Rollins, S OBP: 0.316, SLG: 0.394	L4			FC3-6	FC3-6			K			F9	5	0	2	0	0	1	0								
26 Chase Utley, L OBP: 0.350, SLG: 0.428	BB			FC3-6	FC3-6			L9			G2-3	4	0	0	0	1	0	2								
6 Ryan Howard, L OBP: 0.299, SLG: 0.378	G6-3			F7	F7			K			K	5	0	1	0	0	1	3								
4 Andrés Blanco, S OBP: 0.361, SLG: 0.450	G6-3			F7	F7			K			L8	0	0	0	0	0	0	0								
3 Marlon Byrd, R OBP: 0.322, SLG: 0.476	F8			K	K			P3			L8	4	0	0	0	1	1	0								
9 Dornic Brown, L OBP: 0.277, SLG: 0.331	BB			G1-3	G1-3			P3			G4-3	4	0	0	0	1	0	2								
51 Carlos Ruiz, R OBP: 0.360, SLG: 0.376	BB			G5-3	G5-3			HR			F8	4	1	2	1	0	0	0								
25 Cody Asche, L OBP: 0.299, SLG: 0.375	F7			F7	F7			BB			G4-3	3	0	0	0	1	0	2								
35 Cole Hamels, L 24 Chris Schenck, L 63 Jake Diekmann, R 58 Jonathan Papelbon, R 53 Ken Giles, R 18 Darin Ruf, R 59 Antonio Bastardo, R 30 Justin De Fratus, S	K			G4-3	G4-3			G6-3			G6-3	2	0	0	0	0	1	2								
<b>Inning Stats</b>	R: 0 E: 0 K: 0 S: 8	H: 0 LOB: 1 BB: 1 P: 18	R: 0 E: 0 K: 1 S: 9	H: 1 LOB: 2 BB: 1 P: 18	R: 0 E: 0 K: 0 S: 9	H: 1 LOB: 1 BB: 0 P: 12	R: 0 E: 0 K: 1 S: 8	H: 0 LOB: 0 BB: 0 P: 13	R: 0 E: 0 K: 0 S: 7	H: 0 LOB: 0 BB: 0 P: 9	R: 0 E: 0 K: 2 S: 11	H: 0 LOB: 1 BB: 0 P: 17	R: 1 E: 0 K: 0 S: 12	H: 1 LOB: 1 BB: 0 P: 22	R: 0 E: 0 K: 0 S: 11	H: 0 LOB: 1 BB: 0 P: 16	R: 0 E: 0 K: 0 S: 5	H: 0 LOB: 0 BB: 0 P: 7	R: 0 E: 0 K: 1 S: 7	H: 0 LOB: 0 BB: 0 P: 11	R: 0 E: 0 K: 0 S: 14	H: 1 LOB: 2 BB: 1 P: 23	1B: 4 2B: 0 3B: 0 HR: 1	SF: 0 SAC: 0 DP: 0 HBP: 0	WP: 0 PB: 0 SB: 0 CS: 0	PA: 42
<b>PITCHER</b>	IP WLS BF H R ER SO BB IBB HBP BLK WP HR S P ERA WHIP	35 Dillon Gee, R ERA: 3.54	66 Josh Edgin, L ERA: 1.74	38 Vic Black, R ERA: 1.63	61 Dana Eveland, L ERA: 2.86	27 Jeunys Familia, R ERA: 4.86	<b>PITCHER</b>	IP WLS BF H R ER SO BB IBB HBP BLK WP HR S P ERA WHIP	30 Justin De Fratus, R ERA: 2.52																	

New York Mets @ Philadelphia Phillies  
Citizens Bank Park, Philadelphia, PA  
Sat Aug 09 2014, 7:51 PM - 11:31 PM EDT  
Att. 39,163 - Party Cloudy - 82 F

AB	38
R	1
H	5
RBI	1
BB	4
SO	5
LOB	12









Batter	1	2	3	4	5	6	7	8	9	AB	R	H	RBI	BB	SO	LOB	TOP							
3 Curtis Granderson, L (1.9)										5	0	0	0	0	1	1								
28 Daniel Murphy, L (1.4)										4	1	2	0	0	0	0								
5 David Wright, R (1.5)										4	0	1	1	0	1	1								
21 Lucas Duda, L (1.3)										4	0	0	0	0	3	1								
12 Juan Lagares, R (1.8)										2	1	0	0	1	2	1								
6 Matthew den Dekker, L (1.7)										3	1	1	1	1	0	2								
4 Wilmer Flores, R (1.6)										4	1	1	0	0	0	2								
44 Buddy Carlyle, L (8.1)										0	0	0	0	0	0	0								
27 Jeury Familia, R (8.1)										0	0	0	0	0	0	0								
20 Anthony Recker, R (1.2)										4	1	1	3	0	1	0								
49 Jonathon Niese, L (1.1)										3	0	1	0	0	0	0								
11 Rubén Tejada, R (8.6)										1	0	0	0	0	0	0								
<b>Inning Stats</b>	R: 0 E: 0 K: 1 S: 8	H: 0 LOB: 0 BB: 0 P: 12	R: 0 E: 0 K: 1 S: 12	H: 0 LOB: 1 BB: 0 P: 18	R: 0 E: 0 K: 1 S: 6	H: 0 LOB: 0 BB: 0 P: 10	R: 1 E: 0 K: 2 S: 13	H: 2 LOB: 1 BB: 0 P: 20	R: 0 E: 0 K: 0 S: 11	H: 1 LOB: 1 BB: 0 P: 14	R: 0 E: 0 K: 0 S: 5	H: 0 LOB: 0 BB: 0 P: 8	R: 4 E: 0 K: 0 S: 18	H: 4 LOB: 1 BB: 1 P: 30	R: 0 E: 0 K: 2 S: 10	H: 0 LOB: 1 BB: 1 P: 18	R: 0 E: 0 K: 1 S: 12	H: 0 LOB: 0 BB: 0 P: 16	1B: 4 2B: 2 3B: 0 HR: 1	SF: 0 SAC: 0 DP: 0 HBP: 1	WP: 0 PB: 0 SB: 1 CS: 0	PA: 37		
<b>PITCHER</b>	IP WLS BF H R ER SO BB IBB HBP BLK WP HR S P ERA WHIP	IP WLS BF H R ER SO BB IBB HBP BLK WP HR S P ERA WHIP	IP WLS BF H R ER SO BB IBB HBP BLK WP HR S P ERA WHIP	IP WLS BF H R ER SO BB IBB HBP BLK WP HR S P ERA WHIP	IP WLS BF H R ER SO BB IBB HBP BLK WP HR S P ERA WHIP	IP WLS BF H R ER SO BB IBB HBP BLK WP HR S P ERA WHIP	IP WLS BF H R ER SO BB IBB HBP BLK WP HR S P ERA WHIP	IP WLS BF H R ER SO BB IBB HBP BLK WP HR S P ERA WHIP	IP WLS BF H R ER SO BB IBB HBP BLK WP HR S P ERA WHIP	IP WLS BF H R ER SO BB IBB HBP BLK WP HR S P ERA WHIP	IP WLS BF H R ER SO BB IBB HBP BLK WP HR S P ERA WHIP	IP WLS BF H R ER SO BB IBB HBP BLK WP HR S P ERA WHIP	IP WLS BF H R ER SO BB IBB HBP BLK WP HR S P ERA WHIP	IP WLS BF H R ER SO BB IBB HBP BLK WP HR S P ERA WHIP	IP WLS BF H R ER SO BB IBB HBP BLK WP HR S P ERA WHIP	IP WLS BF H R ER SO BB IBB HBP BLK WP HR S P ERA WHIP	IP WLS BF H R ER SO BB IBB HBP BLK WP HR S P ERA WHIP	IP WLS BF H R ER SO BB IBB HBP BLK WP HR S P ERA WHIP	IP WLS BF H R ER SO BB IBB HBP BLK WP HR S P ERA WHIP	IP WLS BF H R ER SO BB IBB HBP BLK WP HR S P ERA WHIP	IP WLS BF H R ER SO BB IBB HBP BLK WP HR S P ERA WHIP	IP WLS BF H R ER SO BB IBB HBP BLK WP HR S P ERA WHIP	IP WLS BF H R ER SO BB IBB HBP BLK WP HR S P ERA WHIP	IP WLS BF H R ER SO BB IBB HBP BLK WP HR S P ERA WHIP

**New York Mets @ Philadelphia Phillies**  
Citizens Bank Park, Philadelphia, PA  
Mon Aug 11 2014, 1:08 PM - 3:54 PM EDT  
Att: 26,076 - Partly Cloudy - 83 F

AB 34  
R 5  
H 7  
RBI 5  
BB 2  
SO 8  
LOB 8



Batter	1	2	3	4	5	6	7	8	9	AB	R	H	RBI	BB	SO	LOB	BOTTOM							
2 Ben Revere, L (1.8)										5	0	2	0	0	2									
11 Jimmy Rollins, S (1.6)										4	0	0	0	1	1									
3 Marlon Byrd, R (1.9)										4	0	0	0	1	1									
6 Ryan Howard, L (1.3)										3	0	1	0	0	1	0								
51 Carlos Ruiz, R (1.2)										3	1	0	0	1	2	2								
18 Darin Ruf, R (1.7)										2	1	1	2	1	1	1								
24 Grady Sizemore, L (8. PH)										1	0	0	0	1	0	0								
4 Andrés Blanco, S (1.4)										4	0	1	0	0	0	0								
25 Cody Asche, L (1.5)										3	1	0	0	1	1	2								
55 David Buchanan, R (1.1)										1	0	0	0	1	0	0								
9 Dominic Brown, L (7. PH)										1	0	1	0	0	0	0								
56 Cesar Jimenez, L (8. PH)										1	0	1	1	0	0	0								
<b>Inning Stats</b>	R: 0 E: 0 K: 1 S: 8	H: 0 LOB: 0 BB: 0 P: 10	R: 0 E: 0 K: 1 S: 10	H: 1 LOB: 2 BB: 1 P: 20	R: 0 E: 0 K: 1 S: 10	H: 1 LOB: 1 BB: 0 P: 16	R: 2 E: 0 K: 1 S: 8	H: 1 LOB: 0 BB: 1 P: 15	R: 0 E: 0 K: 0 S: 8	H: 0 LOB: 0 BB: 1 P: 16	R: 0 E: 0 K: 2 S: 11	H: 0 LOB: 1 BB: 0 P: 20	R: 0 E: 0 K: 0 S: 6	H: 2 LOB: 2 BB: 0 P: 10	R: 0 E: 0 K: 1 S: 9	H: 1 LOB: 1 BB: 0 P: 12	R: 1 E: 0 K: 1 S: 12	H: 1 LOB: 1 BB: 1 P: 19	1B: 3 2B: 3 3B: 0 HR: 1	SF: 0 SAC: 0 DP: 1 HBP: 1	WP: 0 PB: 0 SB: 1 CS: 0	PA: 37		
<b>PITCHER</b>	IP WLS BF H R ER SO BB IBB HBP BLK WP HR S P ERA WHIP	IP WLS BF H R ER SO BB IBB HBP BLK WP HR S P ERA WHIP	IP WLS BF H R ER SO BB IBB HBP BLK WP HR S P ERA WHIP	IP WLS BF H R ER SO BB IBB HBP BLK WP HR S P ERA WHIP	IP WLS BF H R ER SO BB IBB HBP BLK WP HR S P ERA WHIP	IP WLS BF H R ER SO BB IBB HBP BLK WP HR S P ERA WHIP	IP WLS BF H R ER SO BB IBB HBP BLK WP HR S P ERA WHIP	IP WLS BF H R ER SO BB IBB HBP BLK WP HR S P ERA WHIP	IP WLS BF H R ER SO BB IBB HBP BLK WP HR S P ERA WHIP	IP WLS BF H R ER SO BB IBB HBP BLK WP HR S P ERA WHIP	IP WLS BF H R ER SO BB IBB HBP BLK WP HR S P ERA WHIP	IP WLS BF H R ER SO BB IBB HBP BLK WP HR S P ERA WHIP	IP WLS BF H R ER SO BB IBB HBP BLK WP HR S P ERA WHIP	IP WLS BF H R ER SO BB IBB HBP BLK WP HR S P ERA WHIP	IP WLS BF H R ER SO BB IBB HBP BLK WP HR S P ERA WHIP	IP WLS BF H R ER SO BB IBB HBP BLK WP HR S P ERA WHIP	IP WLS BF H R ER SO BB IBB HBP BLK WP HR S P ERA WHIP	IP WLS BF H R ER SO BB IBB HBP BLK WP HR S P ERA WHIP	IP WLS BF H R ER SO BB IBB HBP BLK WP HR S P ERA WHIP	IP WLS BF H R ER SO BB IBB HBP BLK WP HR S P ERA WHIP	IP WLS BF H R ER SO BB IBB HBP BLK WP HR S P ERA WHIP	IP WLS BF H R ER SO BB IBB HBP BLK WP HR S P ERA WHIP	IP WLS BF H R ER SO BB IBB HBP BLK WP HR S P ERA WHIP	IP WLS BF H R ER SO BB IBB HBP BLK WP HR S P ERA WHIP

**New York Mets @ Philadelphia Phillies**  
Citizens Bank Park, Philadelphia, PA  
Mon Aug 11 2014, 1:08 PM - 3:54 PM EDT  
Att: 26,076 - Partly Cloudy - 83 F

AB 32  
R 3  
H 7  
RBI 3  
BB 4  
SO 8  
LOB 9









Batter	1	2	3	4	5	6	7	8	9	AB	R	H	RBI	BB	SO	LOB	TOP					
2 Ben Revere, L OBP: 0.326, SLG: 0.365										5	0	2	0	0	0	3	Philadelphia Phillies @ Los Angeles Angels Angel Stadium of Anaheim, Anaheim, CA Wed Aug 13 2014, 7:09 PM - 10:00 PM PDT Att: 38,802 - Clear - 75 F					
11 Jimmy Rollins, S OBP: 0.315, SLG: 0.387										5	1	2	1	0	1	2						
26 Chase Utley, L OBP: 0.356, SLG: 0.442										5	0	1	0	0	0	3						
6 Ryan Howard, L OBP: 0.301, SLG: 0.374										2	0	0	0	2	1							
3 Marlon Byrd, R OBP: 0.319, SLG: 0.469										4	0	1	1	0	2	2						
24 Grady Sizemore, L OBP: 0.308, SLG: 0.362										4	1	1	0	0	0	2						
9 Domic Brown, L OBP: 0.278, SLG: 0.337										4	0	1	1	0	0	2						
51 Carlos Ruiz, R OBP: 0.359, SLG: 0.372										4	1	3	0	0	1	0						
25 Cody Asche, L OBP: 0.295, SLG: 0.369										3	0	0	0	0	1	3						
<b>Inning Stats</b>	R: 0 E: 0 K: 2 S: 15	H: 2 LOB: 2 BB: 1 P: 24	R: 0 E: 0 K: 1 S: 13	H: 2 LOB: 2 BB: 0 P: 18	R: 1 E: 0 K: 0 S: 16	H: 2 LOB: 2 BB: 1 P: 24	R: 1 E: 0 K: 0 S: 7	H: 2 LOB: 1 BB: 0 P: 8	R: 0 E: 0 K: 1 S: 10	H: 0 LOB: 0 BB: 0 P: 12	R: 0 E: 0 K: 1 S: 7	H: 0 LOB: 0 BB: 0 P: 11	R: 0 E: 0 K: 1 S: 10	H: 1 LOB: 1 BB: 0 P: 14	R: 1 E: 0 K: 0 S: 9	H: 2 LOB: 1 BB: 0 P: 15	R: 0 E: 0 K: 0 S: 9	H: 0 LOB: 0 BB: 0 P: 15	1B: 9 2B: 1 3B: 1 HR: 0	SF: 0 SAC: 1 DP: 0 HBP: 0	WP: 0 PB: 0 SB: 3 CS: 0	PA: 39
<b>PITCHER</b>	IP WLS BF H R ER SO BB IBB HBP BLK WP HR S P ERA WHIP																					
36 Jered Weaver, R ERA: 3.66	6.0 W 27 8 2 2 5 2 0 0 0 0 0 0 68 97 3.00 1.667																					
40 Kevin Jepsen, R ERA: 1.73	1.0 H 4 1 0 0 1 0 0 0 0 0 0 0 10 14 0.00 1.000																					
38 Joe Smith, R ERA: 2.21	1.0 H 5 2 1 1 0 0 0 0 0 0 0 0 9 15 9.00 2.000																					
16 Huston Street, R ERA: 0.84	1.0 S 3 0 0 0 0 0 0 0 0 0 0 0 9 15 0.00 0.000																					

Batter	1	2	3	4	5	6	7	8	9	AB	R	H	RBI	BB	SO	LOB	BOTTOM					
56 Kole Calhoun, L OBP: 0.342, SLG: 0.474										4	0	1	0	0	1	1	Philadelphia Phillies @ Los Angeles Angels Angel Stadium of Anaheim, Anaheim, CA Wed Aug 13 2014, 7:09 PM - 10:00 PM PDT Att: 38,802 - Clear - 75 F					
27 Mike Trout, R OBP: 0.322, SLG: 0.570										4	0	0	0	0	1	1						
5 Albert Pujols, R OBP: 0.326, SLG: 0.477										3	1	1	0	1	0	0						
32 Josh Hamilton, L OBP: 0.342, SLG: 0.416										2	1	1	0	1	1	1						
2 Erick Aybar, S OBP: 0.308, SLG: 0.378										3	2	1	0	1	0	2						
47 Howie Kendrick, R OBP: 0.340, SLG: 0.373										3	0	1	2	0	1	2						
28 Brennan Boesch, L OBP: 0.211, SLG: 0.235										2	0	2	1	0	1							
6 David Freese, R OBP: 0.326, SLG: 0.361										2	0	1	0	1	0	0						
8 John McDonald, R OBP: 0.243, SLG: 0.169										1	0	0	0	0	0	2						
24 Hank Conger, L OBP: 0.293, SLG: 0.330										3	0	0	0	0	2	3						
<b>Inning Stats</b>	R: 0 E: 0 K: 1 S: 8	H: 1 LOB: 1 BB: 1 P: 16	R: 1 E: 0 K: 0 S: 7	H: 1 LOB: 0 BB: 0 P: 9	R: 0 E: 0 K: 0 S: 8	H: 0 LOB: 0 BB: 0 P: 14	R: 0 E: 0 K: 0 S: 6	H: 0 LOB: 1 BB: 1 P: 13	R: 0 E: 0 K: 2 S: 11	H: 0 LOB: 1 BB: 1 P: 18	R: 3 E: 0 K: 1 S: 12	H: 3 LOB: 2 BB: 1 P: 21	R: 0 E: 0 K: 1 S: 8	H: 0 LOB: 0 BB: 0 P: 10	R: 0 E: 0 K: 1 S: 11	H: 1 LOB: 2 BB: 1 P: 22	R: 0 E: 0 K: 1 S: 11	H: 1 LOB: 2 BB: 1 P: 22	1B: 4 2B: 2 3B: 0 HR: 0	SF: 1 SAC: 1 DP: 1 HBP: 1	WP: 1 PB: 0 SB: 0 CS: 0	PA: 35
<b>PITCHER</b>	IP WLS BF H R ER SO BB IBB HBP BLK WP HR S P ERA WHIP																					
34 A.J. Burnett, R ERA: 4.35	6.0 L 27 8 4 4 4 4 0 0 0 0 0 0 8 52 6.00 1.500																					
53 Ken Giles, R ERA: 1.44	1.0 3 0 0 0 1 0 0 0 0 0 0 0 8 10 0.00 0.000																					
63 Jake Diekman, L ERA: 4.0	1.0 5 1 0 0 1 1 0 0 0 0 1 0 11 22 0.00 2.000																					











Batter	1	2	3	4	5	6	7	8	9	AB	R	H	RBI	BB	SO	LOB	TOP						
2 Ben Revere, L (1,8) OBP: 0.331, SLG: 0.371										5	0	3	0	0	0	1	Philadelphia Phillies @ San Francisco Giants AT&T Park, San Francisco, CA Sun Aug 17 2014, 1:07 PM - 4:03 PM PDT Att: 41,851 - Partly Cloudy - 68 F						
11 Jimmy Rollins, S (1,6) OBP: 0.315, SLG: 0.380										4	1	0	0	1	3	4							
26 Chase Utley, L (1,4) OBP: 0.357, SLG: 0.445										5	0	1	1	0	2	1							
6 Ryan Howard, L (1,3) OBP: 0.301, SLG: 0.373										3	0	0	0	1	1	1							
3 Marlon Byrd, R (1,9) OBP: 0.320, SLG: 0.473										3	1	1	0	0	1	2							
24 Grady Sizemore, L (1,7) OBP: 0.305, SLG: 0.361										4	0	1	0	0	1	3							
51 Carlos Ruiz, R (1,2)										3	0	0	0	1	1	0							
25 Cody Asche, L (1,5) OBP: 0.305, SLG: 0.386										3	0	3	1	1	0	0							
55 David Buchanan, R (1,1) OBP: 0.167, SLG: 0.048										1	0	0	0	0	1	3							
53 Ken Giles, R (7,1)										0	0	0	0	0	0	0							
9 Domic Brown, L (8,PH) OBP: 0.279, SLG: 0.335										1	0	0	0	0	1	1							
63 Jake Diekman, R (8,1)										0	0	0	0	0	0	0							
<b>Inning Stats</b>	R: 1 H: 2 E: 0 K: 0 S: 13	H: 2 R: 2 ER: 2 LOB: 2 BB: 2 P: 29	R: 0 H: 2 E: 0 K: 1 S: 13	H: 2 R: 2 ER: 3 LOB: 3 BB: 2 P: 26	R: 1 H: 2 E: 0 K: 1 S: 13	H: 2 R: 2 ER: 2 LOB: 2 BB: 2 P: 26	R: 0 H: 1 E: 0 K: 0 S: 8	H: 1 R: 1 ER: 0 LOB: 1 BB: 0 P: 12	R: 0 H: 0 E: 0 K: 0 S: 4	H: 0 R: 0 ER: 0 LOB: 0 BB: 0 P: 9	R: 0 H: 1 E: 0 K: 1 S: 8	H: 1 R: 1 ER: 0 LOB: 1 BB: 0 P: 11	R: 0 H: 0 E: 0 K: 3 S: 12	H: 0 R: 0 ER: 0 LOB: 0 BB: 0 P: 15	R: 0 H: 1 E: 0 K: 3 S: 11	H: 1 R: 1 ER: 0 LOB: 1 BB: 0 P: 19	R: 0 H: 0 E: 0 K: 2 S: 11	H: 0 R: 0 ER: 0 LOB: 0 BB: 0 P: 14	1B: 7 2B: 1 3B: 1 HR: 0	SF: 0 SAC: 2 DP: 1 HBP: 1	WP: 0 PB: 0 SB: 1 CS: 1	PA: 39	
<b>PITCHER</b>	IP: 5.0 WLS: 0 BF: 25 ERA: 4.48	WLS: 2 BF: 6 LOB: 2	H: 7 R: 2 ER: 2 SO: 2	H: 7 R: 2 ER: 3 SO: 3	H: 7 R: 2 ER: 2 SO: 3	H: 7 R: 2 ER: 2 SO: 3	BB: 4 IBB: 0 HBP: 1 BLK: 0	BB: 4 IBB: 0 HBP: 1 BLK: 0	BB: 4 IBB: 0 HBP: 1 BLK: 0	BB: 4 IBB: 0 HBP: 1 BLK: 0	WP: 0 HR: 0 S: 51 P: 97	HR: 0 S: 17 P: 23	ERA: 3.60 WHIP: 2.200	ERA: 0.00 WHIP: 0.600	ERA: 0.00 WHIP: 0.000	ERA: 0.00 WHIP: 1.000	ERA: 0.00 WHIP: 0.000						

Batter	1	2	3	4	5	6	7	8	9	AB	R	H	RBI	BB	SO	LOB	BOTTOM			
16 Angel Pagán, S (1,8) OBP: 0.341, SLG: 0.389										5	0	0	0	0	2	4	Philadelphia Phillies @ San Francisco Giants AT&T Park, San Francisco, CA Sun Aug 17 2014, 1:07 PM - 4:03 PM PDT Att: 41,851 - Partly Cloudy - 68 F			
8 Hunter Pence, R (1,9) OBP: 0.337, SLG: 0.465										3	0	0	0	1	0	1				
28 Buster Posey, R (1,3) OBP: 0.342, SLG: 0.427										4	0	1	0	0	1	1				
48 Pablo Sandoval, S (1,5) OBP: 0.324, SLG: 0.428										4	0	0	0	0	0	3				
38 Michael Morse, R (1,7) OBP: 0.341, SLG: 0.487										3	2	3	0	0	0	0				
7 Gregor Blanco, L (6,PR) OBP: 0.320, SLG: 0.311										1	1	1	0	0	0	0				
12 Jose Panik, L (1,4) OBP: 0.333, SLG: 0.331										4	1	2	0	0	0	2				
46 Santiago Casilla, R (9,1)										0	0	0	0	0	0	0				
34 Andrew Susac, R (1,2) OBP: 0.321, SLG: 0.308										3	1	2	1	1	0	1				
35 Brandon Crawford, L (1,6) OBP: 0.314, SLG: 0.373										3	0	1	2	0	1	3				
55 Tim Lincecum, L (1,1) OBP: 0.152, SLG: 0.071										2	0	0	0	0	1	3				
49 Javier López, L (6,1)										0	0	0	0	0	0	0				
63 Jean Machi, R (7,1)										0	0	0	0	0	0	0				
45 Travis Ishikawa, L (7,PH) OBP: 0.282, SLG: 0.344										1	0	1	0	0	0	0				
54 Sergio Romo, R (8,1)										0	0	0	0	0	0	0				
13 Joaquin Arias, R (8,PH) OBP: 0.226, SLG: 0.325										0	0	0	1	0	0	0				
<b>Inning Stats</b>	R: 0 H: 0 E: 0 K: 0 S: 7	H: 0 R: 0 ER: 0 LOB: 0 BB: 0 P: 10	R: 2 H: 3 E: 1 K: 1 S: 15	H: 3 R: 2 ER: 1 LOB: 1 BB: 0 P: 23	R: 0 H: 0 E: 0 K: 1 S: 6	H: 0 R: 0 ER: 0 LOB: 1 BB: 1 P: 12	R: 1 H: 3 E: 0 K: 2 S: 14	H: 3 R: 2 ER: 2 LOB: 2 BB: 0 P: 23	R: 0 H: 0 E: 0 K: 0 S: 5	H: 0 R: 0 ER: 0 LOB: 0 BB: 0 P: 9	R: 0 H: 1 E: 0 K: 0 S: 6	H: 1 R: 1 ER: 0 LOB: 1 BB: 0 P: 10	R: 0 H: 2 E: 0 K: 0 S: 12	H: 2 R: 2 ER: 0 LOB: 2 BB: 0 P: 24	R: 2 H: 2 E: 0 K: 1 S: 10	H: 2 R: 1 ER: 0 LOB: 1 BB: 1 P: 19	1B: 10 2B: 1 3B: 0 HR: 0	SF: 2 SAC: 0 DP: 0 HBP: 0	WP: 0 PB: 0 SB: 0 CS: 0	PA: 37
<b>PITCHER</b>	IP: 6.2 WLS: 0 BF: 30 ERA: 4.25	WLS: 0 BF: 1 LOB: 0	H: 9 R: 3 ER: 2 SO: 2	H: 9 R: 2 ER: 1 SO: 2	BB: 1 IBB: 0 HBP: 0 BLK: 0	BB: 1 IBB: 0 HBP: 0 BLK: 0	WP: 0 HR: 0 S: 61 P: 105	HR: 0 S: 4 P: 6	ERA: 0.00 WHIP: 0.000	ERA: 18.00 WHIP: 3.00										







Batter	1	2	3	4	5	6	7	8	9	AB	R	H	RBI	BB	SO	LOB	TOP	
16 Austin Jackson, R OBP: 0.324, SLG: 0.378										4	1	1	0	1	1	0	<b>Seattle Mariners @ Philadelphia Phillies</b> Citizens Bank Park, Philadelphia, PA Tue Aug 19 2014, 7:08 PM - 10:13 PM EDT Att: 31,592 - Cloudy - 82 F	
13 Dustin Ackley, L OBP: 0.301, SLG: 0.386										3	1	1	0	2	1	1		
41 Charlie Furbush, L										0	0	0	0	0	0	0		
31 Yoervis Medina, R										0	0	0	0	0	0	0		
56 Fernando Rodney, R										0	0	0	0	0	0	0		
22 Robinson Cano, L OBP: 0.397, SLG: 0.470										4	1	1	1	0	1	3		
15 Kyle Seager, L OBP: 0.344, SLG: 0.476										5	1	1	1	0	3	5		
20 Logan Morrison, L OBP: 0.295, SLG: 0.361										3	1	1	1	1	0	0		
9 Endy Chavez, L OBP: 0.297, SLG: 0.362										4	0	0	0	0	0	2		
3 Mike Zunino, R										3	0	2	2	0	1	0		
5 Brad Miller, L OBP: 0.274, SLG: 0.327										3	0	0	0	1	1	3		
18 Hisashi Iwakuma, R										3	0	0	0	0	2	1		
28 Chris Denorfia, R										1	0	0	0	0	1	0		
<b>Inning Stats</b>	R: 2 H: 1 E: 0 K: 1 S: 8	H: 1 R: 0 ER: 0 LOB: 1 BB: 2 P: 20	H: 0 R: 0 ER: 0 LOB: 1 BB: 1 P: 16	H: 1 R: 0 ER: 0 LOB: 1 BB: 0 P: 14	H: 1 R: 0 ER: 0 LOB: 1 BB: 0 P: 8	H: 1 R: 0 ER: 0 LOB: 1 BB: 0 P: 15	H: 0 R: 1 ER: 0 LOB: 0 BB: 0 P: 16	H: 0 R: 0 ER: 0 LOB: 0 BB: 0 P: 13	H: 1 R: 0 ER: 0 LOB: 1 BB: 1 P: 24	1B: 4 2B: 2 3B: 0 HR: 1	SF: 0 SAC: 0 DP: 0 HBP: 2	WP: 0 PB: 0 CS: 4 SB: 1	PA: 41					
<b>PITCHER</b>	IP: 7.2 WLS: L BF: 34 ERA: 4.42	IP: 0.1 WLS: 1 BF: 0 ERA: 4.2	IP: 1.0 WLS: 5 BF: 1 ERA: 0.00	IP: 0.0 WLS: 0 BF: 0 ERA: 0.00	IP: 0.0 WLS: 0 BF: 0 ERA: 0.00	IP: 0.0 WLS: 0 BF: 0 ERA: 0.00	IP: 0.0 WLS: 0 BF: 0 ERA: 0.00	IP: 0.0 WLS: 0 BF: 0 ERA: 0.00	IP: 0.0 WLS: 0 BF: 0 ERA: 0.00	IP: 0.0 WLS: 0 BF: 0 ERA: 0.00	IP: 0.0 WLS: 0 BF: 0 ERA: 0.00	IP: 0.0 WLS: 0 BF: 0 ERA: 0.00	IP: 0.0 WLS: 0 BF: 0 ERA: 0.00	IP: 0.0 WLS: 0 BF: 0 ERA: 0.00	IP: 0.0 WLS: 0 BF: 0 ERA: 0.00	IP: 0.0 WLS: 0 BF: 0 ERA: 0.00	IP: 0.0 WLS: 0 BF: 0 ERA: 0.00	ERA: 5.87 WHIP: 1.304
34 A.J. Burnett, R	0.1	5	1	0	0	0	0	0	0	0	0	0	0	0	0	0	0.00	0.000
43 Mario Hollands, L	1.0	5	1	0	0	2	1	0	0	0	0	0	0	0	0	0	0.00	2.000

AB	33
R	5
H	7
RBI	5
BB	5
SO	11
LOB	15



Batter	1	2	3	4	5	6	7	8	9	AB	R	H	RBI	BB	SO	LOB	BOTTOM	
2 Ben Revere, L OBP: 0.329, SLG: 0.368										4	0	0	0	0	1	1	<b>Seattle Mariners @ Philadelphia Phillies</b> Citizens Bank Park, Philadelphia, PA Tue Aug 19 2014, 7:08 PM - 10:13 PM EDT Att: 31,592 - Cloudy - 82 F	
11 Jimmy Rollins, S OBP: 0.316, SLG: 0.380										3	0	1	0	1	1	0		
26 Chase Utley, L OBP: 0.353, SLG: 0.437										4	1	0	0	0	2	2		
6 Ryan Howard, L OBP: 0.304, SLG: 0.374										4	0	1	0	0	2	2		
3 Marlon Byrd, R OBP: 0.319, SLG: 0.471										4	1	1	0	0	3	1		
9 Domic Brown, L OBP: 0.276, SLG: 0.337										4	0	1	1	0	2	1		
51 Carlos Ruiz, R OBP: 0.362, SLG: 0.362										3	0	1	0	0	1	0		
25 Cody Asche, L OBP: 0.307, SLG: 0.384										4	0	1	0	0	1	3		
34 A.J. Burnett, R										2	0	0	0	0	1	1		
43 Mario Hollands, L										0	0	0	0	0	0	0		
24 Grady Sizemore, L										1	0	0	0	0	1	0		
56 Cesar Jimenez, L										0	0	0	0	0	0	0		
<b>Inning Stats</b>	R: 0 H: 1 E: 0 K: 2 S: 12	H: 1 R: 0 ER: 0 LOB: 1 BB: 0 P: 14	H: 1 R: 0 ER: 0 LOB: 1 BB: 0 P: 8	H: 0 R: 0 ER: 0 LOB: 0 BB: 0 P: 12	H: 1 R: 0 ER: 0 LOB: 1 BB: 0 P: 23	H: 1 R: 0 ER: 0 LOB: 1 BB: 0 P: 12	H: 0 R: 0 ER: 0 LOB: 0 BB: 0 P: 7	H: 0 R: 0 ER: 0 LOB: 0 BB: 0 P: 8	H: 0 R: 0 ER: 0 LOB: 0 BB: 0 P: 12	1B: 4 2B: 2 3B: 0 HR: 0	SF: 0 SAC: 0 DP: 0 HBP: 1	WP: 1 PB: 0 CS: 0 SB: 0	PA: 35					
<b>PITCHER</b>	IP: 8.0 WLS: W BF: 28 ERA: 2.57	IP: 0.2 WLS: 3 BF: 0 ERA: 3.62	IP: 0.0 WLS: 3 BF: 2 ERA: 2.34	IP: 0.1 WLS: S BF: 1 ERA: 2.28	IP: 0.0 WLS: 0 BF: 0 ERA: 0.00	IP: 0.0 WLS: 0 BF: 0 ERA: 0.00	IP: 0.0 WLS: 0 BF: 0 ERA: 0.00	IP: 0.0 WLS: 0 BF: 0 ERA: 0.00	IP: 0.0 WLS: 0 BF: 0 ERA: 0.00	IP: 0.0 WLS: 0 BF: 0 ERA: 0.00	IP: 0.0 WLS: 0 BF: 0 ERA: 0.00	IP: 0.0 WLS: 0 BF: 0 ERA: 0.00	IP: 0.0 WLS: 0 BF: 0 ERA: 0.00	IP: 0.0 WLS: 0 BF: 0 ERA: 0.00	IP: 0.0 WLS: 0 BF: 0 ERA: 0.00	IP: 0.0 WLS: 0 BF: 0 ERA: 0.00	IP: 0.0 WLS: 0 BF: 0 ERA: 0.00	ERA: 13.50 WHIP: 1.500
18 Hisashi Iwakuma, R	0.2	3	0	1	1	1	1	0	0	0	0	0	0	0	0	0	0.00	0.500
41 Charlie Furbush, L	0.0	3	2	1	1	0	0	0	0	0	0	0	0	0	0	0	∞	∞
31 Yoervis Medina, R	0.1	S	1	0	0	0	0	0	0	0	0	0	0	0	0	0	0.00	0.000









Batter	1	2	3	4	5	6	7	8	9	AB	R	H	RBI	BB	SO	LOB	TOP				
13 Matt Carpenter, L (1.5) OBP: 0.378, SLG: 0.401										4	1	2	0	0	1	0	<b>St. Louis Cardinals @ Philadelphia Phillies</b> Citizens Bank Park, Philadelphia, PA Fri Aug 22 2014, 7:10 PM - 9:57 PM EDT Att: 28,366 - Cloudy - 75 F				
16 Kolten Wong, L (1.4) OBP: 0.288, SLG: 0.388										4	1	2	0	0	0	2					
7 Matt Holliday, R (1.7) OBP: 0.365, SLG: 0.409										4	1	1	2	0	0	1					
32 Matt Adams, L (1.3) OBP: 0.333, SLG: 0.492										3	1	1	1	1	1	0					
27 Jhonny Peralta, R (1.6) OBP: 0.335, SLG: 0.450										4	0	0	0	0	0	2					
19 Jon Jay, L (1.8) OBP: 0.380, SLG: 0.403										3	0	0	1	0	0	0					
18 Oscar Taveras, L (1.9) OBP: 0.263, SLG: 0.297										4	0	1	0	0	1	0					
48 Tony Cruz, R (1.2) OBP: 0.282, SLG: 0.250										3	0	0	0	0	2	2					
33 Daniel Descalso, L (9, PH) OBP: 0.289, SLG: 0.293										1	0	0	0	0	0	0					
50 Adam Wainwright, R (1.1) OBP: 0.241, SLG: 0.255										2	0	1	0	0	0	0					
43 Shane Robinson, R (7, PH) OBP: 0.206, SLG: 0.190										1	0	0	0	0	0	0					
71 Sam Freeman, R (7.1) OBP: 0.250, SLG: 0.250										0	0	0	0	0	0	0					
44 Carlos Martinez, R (8.1) OBP: 0.250, SLG: 0.250										0	0	0	0	0	0	0					
<b>Inning Stats</b>	R: 3 E: 0 K: 0 S: 14	H: 4 LOB: 2 BB: 1 P: 30	R: 0 E: 0 K: 0 S: 8	H: 1 LOB: 1 BB: 0 P: 11	R: 1 E: 0 K: 0 S: 11	H: 1 LOB: 0 BB: 0 P: 12	R: 0 E: 0 K: 1 S: 13	H: 2 LOB: 1 BB: 0 P: 18	R: 0 E: 0 K: 2 S: 8	H: 0 LOB: 0 BB: 0 P: 10	R: 0 E: 0 K: 1 S: 10	H: 0 LOB: 0 BB: 0 P: 16	R: 0 E: 0 K: 0 S: 7	H: 0 LOB: 0 BB: 0 P: 10	R: 0 E: 0 K: 0 S: 6	H: 0 LOB: 0 BB: 0 P: 12	1B: 6 2B: 1 3B: 0 HR: 1	SF: 1 SAC: 0 DP: 1 HBP: 0	WP: 0 PB: 0 SB: 0 CS: 0	PA: 35	
<b>PITCHER</b>	IP WLS BF H R ER SO BB IBB HBP BLK WP HR S P ERA WHIP	IP WLS BF H R ER SO BB IBB HBP BLK WP HR S P ERA WHIP	IP WLS BF H R ER SO BB IBB HBP BLK WP HR S P ERA WHIP	IP WLS BF H R ER SO BB IBB HBP BLK WP HR S P ERA WHIP	IP WLS BF H R ER SO BB IBB HBP BLK WP HR S P ERA WHIP	IP WLS BF H R ER SO BB IBB HBP BLK WP HR S P ERA WHIP	IP WLS BF H R ER SO BB IBB HBP BLK WP HR S P ERA WHIP	IP WLS BF H R ER SO BB IBB HBP BLK WP HR S P ERA WHIP	IP WLS BF H R ER SO BB IBB HBP BLK WP HR S P ERA WHIP	IP WLS BF H R ER SO BB IBB HBP BLK WP HR S P ERA WHIP	IP WLS BF H R ER SO BB IBB HBP BLK WP HR S P ERA WHIP	IP WLS BF H R ER SO BB IBB HBP BLK WP HR S P ERA WHIP	IP WLS BF H R ER SO BB IBB HBP BLK WP HR S P ERA WHIP	IP WLS BF H R ER SO BB IBB HBP BLK WP HR S P ERA WHIP	IP WLS BF H R ER SO BB IBB HBP BLK WP HR S P ERA WHIP	IP WLS BF H R ER SO BB IBB HBP BLK WP HR S P ERA WHIP	IP WLS BF H R ER SO BB IBB HBP BLK WP HR S P ERA WHIP	IP WLS BF H R ER SO BB IBB HBP BLK WP HR S P ERA WHIP	IP WLS BF H R ER SO BB IBB HBP BLK WP HR S P ERA WHIP	IP WLS BF H R ER SO BB IBB HBP BLK WP HR S P ERA WHIP	IP WLS BF H R ER SO BB IBB HBP BLK WP HR S P ERA WHIP

AB	33
R	4
H	8
RBI	4
BB	1
SO	5
LOB	7



Batter	1	2	3	4	5	6	7	8	9	AB	R	H	RBI	BB	SO	LOB	BOTTOM				
2 Ben Revere, L (1.8) OBP: 0.331, SLG: 0.370										4	2	3	0	0	0	0	<b>St. Louis Cardinals @ Philadelphia Phillies</b> Citizens Bank Park, Philadelphia, PA Fri Aug 22 2014, 7:10 PM - 9:57 PM EDT Att: 28,366 - Cloudy - 75 F				
11 Jimmy Rollins, S (1.6) OBP: 0.319, SLG: 0.380										2	1	0	0	2	1	1					
26 Chase Utley, L (1.4) OBP: 0.351, SLG: 0.433										4	0	0	1	0	2	5					
6 Ryan Howard, L (1.3) OBP: 0.305, SLG: 0.373										4	1	2	2	0	0	1					
3 Marlon Byrd, R (1.9) OBP: 0.316, SLG: 0.466										3	0	0	1	0	1	2					
9 Dornic Brown, L (1.7) OBP: 0.278, SLG: 0.334										3	0	0	0	1	0	1					
58 Jonathan Papelbon, R (9.1) ERA: 1.52										0	0	0	0	0	0	0					
51 Carlos Ruiz, R (1.2) OBP: 0.363, SLG: 0.364										4	0	2	0	0	0	1					
25 Cody Asche, L (1.5) OBP: 0.303, SLG: 0.379										3	0	0	0	0	0	3					
38 Kyle Kendrick, R (1.1) OBP: 0.093, SLG: 0.075										2	1	1	0	0	0	0					
63 Jake Diekmann, R (7.1) ERA: 2.53										0	0	0	0	0	0	0					
18 Darin Ruf, R (7, PH) OBP: 0.345, SLG: 0.417										1	0	0	0	0	1	0					
53 Ken Giles, R (8.1) ERA: 4.88										0	0	0	0	0	0	0					
24 Grady Sizemore, L (9.7) OBP: 0.306, SLG: 0.361										0	0	0	0	0	0	0					
<b>Inning Stats</b>	R: 1 E: 0 K: 1 S: 13	H: 1 LOB: 1 BB: 1 P: 19	R: 0 E: 0 K: 0 S: 7	H: 0 LOB: 0 BB: 0 P: 12	R: 4 E: 1 K: 0 S: 19	H: 4 LOB: 2 BB: 2 P: 37	R: 0 E: 0 K: 0 S: 7	H: 0 LOB: 0 BB: 0 P: 10	R: 0 E: 0 K: 1 S: 12	H: 0 LOB: 0 BB: 0 P: 18	R: 0 E: 0 K: 0 S: 7	H: 1 LOB: 0 BB: 0 P: 9	R: 0 E: 0 K: 3 S: 11	H: 1 LOB: 1 BB: 0 P: 16	R: 0 E: 0 K: 0 S: 8	H: 1 LOB: 1 BB: 0 P: 13	1B: 8 2B: 0 3B: 0 HR: 0	SF: 1 SAC: 0 DP: 1 HBP: 0	WP: 1 PB: 0 SB: 0 CS: 0	PA: 34	
<b>PITCHER</b>	IP WLS BF H R ER SO BB IBB HBP BLK WP HR S P ERA WHIP	IP WLS BF H R ER SO BB IBB HBP BLK WP HR S P ERA WHIP	IP WLS BF H R ER SO BB IBB HBP BLK WP HR S P ERA WHIP	IP WLS BF H R ER SO BB IBB HBP BLK WP HR S P ERA WHIP	IP WLS BF H R ER SO BB IBB HBP BLK WP HR S P ERA WHIP	IP WLS BF H R ER SO BB IBB HBP BLK WP HR S P ERA WHIP	IP WLS BF H R ER SO BB IBB HBP BLK WP HR S P ERA WHIP	IP WLS BF H R ER SO BB IBB HBP BLK WP HR S P ERA WHIP	IP WLS BF H R ER SO BB IBB HBP BLK WP HR S P ERA WHIP	IP WLS BF H R ER SO BB IBB HBP BLK WP HR S P ERA WHIP	IP WLS BF H R ER SO BB IBB HBP BLK WP HR S P ERA WHIP	IP WLS BF H R ER SO BB IBB HBP BLK WP HR S P ERA WHIP	IP WLS BF H R ER SO BB IBB HBP BLK WP HR S P ERA WHIP	IP WLS BF H R ER SO BB IBB HBP BLK WP HR S P ERA WHIP	IP WLS BF H R ER SO BB IBB HBP BLK WP HR S P ERA WHIP	IP WLS BF H R ER SO BB IBB HBP BLK WP HR S P ERA WHIP	IP WLS BF H R ER SO BB IBB HBP BLK WP HR S P ERA WHIP	IP WLS BF H R ER SO BB IBB HBP BLK WP HR S P ERA WHIP	IP WLS BF H R ER SO BB IBB HBP BLK WP HR S P ERA WHIP	IP WLS BF H R ER SO BB IBB HBP BLK WP HR S P ERA WHIP	IP WLS BF H R ER SO BB IBB HBP BLK WP HR S P ERA WHIP

AB	30
R	5
H	8
RBI	4
BB	3
SO	5
LOB	14





Batter	1	2	3	4	5	6	7	8	9	10	11	12	AB	R	H	RBI	BB	SO	LOB	TOP		
13 Matt Carpenter, L OBP: 0.377, SLG: 0.490													6	0	2	1	0	2	2			
16 Kolten Wong, L OBP: 0.291, SLG: 0.390													6	0	2	0	1	1	4			
7 Matt Holliday, R OBP: 0.366, SLG: 0.407													5	0	1	1	1	0	5			
32 Matt Adams, L OBP: 0.333, SLG: 0.488													5	0	1	0	1	1	5			
27 Jhonny Peralta, R OBP: 0.335, SLG: 0.454													5	1	1	1	1	1	4			
12 A.J. Pizarro, L OBP: 0.262, SLG: 0.349													5	1	1	0	1	0	5			
18 Oscar Taveras, L 36 Randy Choate, L 37 Pat Neshek, R 71 Sam Freeman, L 43 Shane Robinson, R 43 Seth Maness, R 33 Daniel Descalso, L 26 Trevor Rosenthal, R													3	1	2	0	1	0	1			
19 Jon Jay, L OBP: 0.360, SLG: 0.401													4	1	1	0	0	2	2			
40 Shelby Miller, R 8 Peter Bourjos, R													2	1	1	1	0	0	2			
<b>Inning Stats</b>	R: 0 E: 0 K: 0 S: 11	H: 2 LOB: 1 BB: 0 P: 16	R: 1 E: 0 K: 0 S: 7	H: 2 LOB: 1 BB: 1 P: 16	R: 0 E: 0 K: 0 S: 10	H: 1 LOB: 0 BB: 0 P: 17	R: 0 E: 0 K: 0 S: 11	H: 1 LOB: 1 BB: 0 P: 15	R: 1 E: 0 K: 0 S: 16	H: 2 LOB: 2 BB: 1 P: 26	R: 0 E: 0 K: 0 S: 7	H: 0 LOB: 1 BB: 1 P: 15	R: 0 E: 0 K: 2 S: 13	H: 1 LOB: 2 BB: 2 P: 20	R: 0 E: 0 K: 1 S: 13	H: 1 LOB: 2 BB: 2 P: 22	R: 1 E: 0 K: 0 S: 11	H: 1 LOB: 2 BB: 2 P: 19	1B: 10 2B: 2 3B: 0 HR: 1	SF: 1 SAC: 2 DP: 3 HBP: 1	WP: 1 PB: 0 SB: 2 CS: 0	PA: 57
<b>PITCHER</b>	IP WLS BF H R ER SO BB IBB HBP BLK WP HR S P ERA WHIP	5.0 23 6 2 2 0 2 0 0 0 0 1 1 55 3.60 2.000	6.1 0.2 6 2 3 1 0 1 0 0 0 0 0 11 19 13.50 4.500	6.1 0.1 1 0 0 0 0 0 0 0 0 0 1 2 0.00 0.000	7.1 2.0 7 0 0 0 3 1 0 0 0 0 0 16 27 0.00 0.500	8.1 1.0 5 1 0 0 2 0 0 1 0 0 0 13 20 0.00 1.000	<b>PITCHER</b>	IP WLS BF H R ER SO BB IBB HBP BLK WP HR S P ERA WHIP	6.3 7 1 1 1 0 3 2 0 0 0 0 0 0 0 0 0 0 0.00 2.250	11.1 L 7 1 1 1 0 3 0 0 0 0 1 0 16 28 6.75 3.000	12.1 0.1 1 0 0 0 0 0 0 0 0 0 0 2 2 0.00 0.000											

St. Louis Cardinals @ Philadelphia Phillies  
Citizens Bank Park, Philadelphia, PA  
Sat Aug 23 2014, 7:08 PM - 12:00 AM EDT  
Alt. 30.352 - Drizzlie - 70 F

AB 44  
R 6  
H 13  
RBI 4  
BB 9  
SO 8  
LOB 31



Batter	1	2	3	4	5	6	7	8	9	10	11	12	AB	R	H	RBI	BB	SO	LOB	BOTTOM		
2 Ben Revere, L OBP: 0.329, SLG: 0.366													5	0	0	0	0	0	0			
11 Jimmy Rollins, S OBP: 0.319, SLG: 0.380													6	1	2	0	0	1	1			
26 Chase Utley, L OBP: 0.349, SLG: 0.429													6	1	1	0	0	1	3			
6 Ryan Howard, L 13 Freddy Galvis, S													2	1	1	1	1	1	0			
3 Marlon Byrd, R OBP: 0.317, SLG: 0.466													5	1	2	2	0	1	2			
8 Domingo Brown, L 59 Antonio Bastardo, R 4 Andrés Blanco, S 53 Ken Giles, R 21 Wil Nieves, R													3	1	1	0	0	0	0			
51 Carlos Ruiz, R OBP: 0.364, SLG: 0.368													5	0	2	2	0	0	2			
25 Cody Asche, L 58 Jonathan Papelbon, R 63 Jake Diekman, R 18 Darin Ruf, R													3	0	0	0	1	2	4			
55 David Buchanan, R 43 Mario Hollands, L 30 Justin De Fratus, S 24 Grady Sizemore, L 56 Cesar Jimenez, L													2	0	0	0	0	0	2			
<b>Inning Stats</b>	R: 0 E: 0 K: 0 S: 11	H: 1 LOB: 2 BB: 1 P: 19	R: 0 E: 0 K: 0 S: 7	H: 0 LOB: 1 BB: 1 P: 15	R: 0 E: 0 K: 0 S: 10	H: 0 LOB: 0 BB: 0 P: 9	R: 2 E: 0 K: 2 S: 20	H: 3 LOB: 1 BB: 0 P: 28	R: 0 E: 0 K: 0 S: 8	H: 0 LOB: 0 BB: 0 P: 11	R: 2 E: 0 K: 1 S: 17	H: 3 LOB: 2 BB: 0 P: 27	R: 0 E: 0 K: 0 S: 7	H: 0 LOB: 1 BB: 0 P: 16	R: 0 E: 0 K: 1 S: 10	H: 1 LOB: 0 BB: 0 P: 15	R: 0 E: 1 K: 0 S: 13	H: 0 LOB: 1 BB: 0 P: 21	1B: 7 2B: 1 3B: 0 HR: 1	SF: 0 SAC: 1 DP: 1 HBP: 2	WP: 0 PB: 0 SB: 4 CS: 0	PA: 49
<b>PITCHER</b>	IP WLS BF H R ER SO BB IBB HBP BLK WP HR S P ERA WHIP	6.0 6 1.0 1.0 1.0 2.0 4.50 1.167	5.0 H 6 2 2 0 4.99	7.1 B 4 1 0 0 1 1 1 0 0 0 11 22 0.00 1.000	8.1 4 0 0 0 1 0 0 1 0 0 0 7 10 0.00 0.000	9.1 W 6 1 0 0 1 0 0 0 0 0 20 31 0.00 0.500	<b>PITCHER</b>	IP WLS BF H R ER SO BB IBB HBP BLK WP HR S P ERA WHIP	12.1 S 4 0 0 0 1 0 0 0 0 0 0 0 0 0 0 0 0.00 0.000	11.1 L 7 1 1 1 0 3 0 0 0 0 1 0 16 28 6.75 3.000	12.1 0.1 1 0 0 0 0 0 0 0 0 0 2 2 0.00 0.000											

St. Louis Cardinals @ Philadelphia Phillies  
Citizens Bank Park, Philadelphia, PA  
Sat Aug 23 2014, 7:08 PM - 12:00 AM EDT  
Alt. 30.352 - Drizzlie - 70 F

AB 44  
R 5  
H 9  
RBI 5  
BB 2  
SO 7  
LOB 17









Batter	1	2	3	4	5	6	7	8	9	AB	R	H	RBI	BB	SO	LOB	TOP					
2 Denard Span, L OBP: 0.351, SLG: 0.400	F7		K			F8		P3		4	0	0	0	0	1	2	Washington Nationals @ Philadelphia Phillies Citizens Bank Park, Philadelphia, PA Mon Aug 25 2014, 7:09 PM - 9:54 PM EDT Att: 23,089 - Partly Cloudy - 84 F					
6 Anthony Rendon, R OBP: 0.336, SLG: 0.461	G6-3			G6-3		HR		L9		4	1	1	1	0	0	1						
28 Jayson Werth, R OBP: 0.380, SLG: 0.443	K				BB	K			BB	2	0	0	0	2	2	0						
25 Adam LaRoche, L OBP: 0.373, SLG: 0.455	G4-3			K		K		G3		4	0	0	0	0	2	3						
20 Ian Desmond, R OBP: 0.306, SLG: 0.423	K			F9			2B		K	4	0	1	0	0	2	1						
34 Bryce Harper, L OBP: 0.338, SLG: 0.391	K				K		F7		K	4	0	0	0	0	3	1						
40 Wilson Ramos, R OBP: 0.328, SLG: 0.419			K		K		F9			4	1	1	1	0	2	1						
8 Danny Espinosa, S OBP: 0.280, SLG: 0.359			K				F8		HR	2	0	0	0	0	1	1						
3 Asdrubal Cabrera, S OBP: 0.317, SLG: 0.397			K		HBP			17 FC6	1B	1	0	1	0	0	0	0						
57 Tanner Roark, R OBP: 0.118, SLG: 0.118					K				2B	2	0	1	0	0	0	1						
13 Jerry Blevins, L OBP: 0.309, SLG: 0.322									1B	1	0	1	0	0	0	0						
19 Kevin Frandsen, R OBP: 0.339, SLG: 0.322										0	0	0	0	0	0	0						
48 Ross Detwiler, L OBP: 0.239, SLG: 0.298										1	0	0	0	0	0	1						
<b>Inning Stats</b>	R: 0 H: 0 E: 0 K: 1 S: 7	H: 0 LOB: 0 BB: 0 P: 9	R: 0 H: 0 E: 0 K: 2 S: 8	H: 0 LOB: 0 BB: 0 P: 16	R: 0 H: 1 E: 0 K: 3 S: 16	H: 1 LOB: 1 BB: 0 P: 21	R: 0 H: 0 E: 0 K: 1 S: 9	H: 0 LOB: 1 BB: 1 P: 17	R: 0 H: 0 E: 0 K: 3 S: 13	H: 0 LOB: 1 BB: 0 P: 25	R: 1 H: 1 E: 0 K: 2 S: 9	H: 1 LOB: 0 BB: 0 P: 10	R: 0 H: 1 E: 0 K: 0 S: 5	H: 1 LOB: 1 BB: 0 P: 5	R: 0 H: 1 E: 0 K: 0 S: 10	H: 1 LOB: 2 BB: 1 P: 17	R: 1 H: 2 E: 0 K: 2 S: 13	H: 2 LOB: 1 BB: 0 P: 17	1B: 2 2B: 2 3B: 0 HR: 2	SF: 0 SAC: 0 DP: 0 HBP: 1	WP: 0 PB: 0 SB: 0 CS: 0	PA: 36
<b>PITCHER</b>	IP WLS BF H R ER SO BB IBB HBP BLK WP HR S P ERA WHIP																					
34 A.J. Burnett, R ERA: 4.3	7.0 W 26 3 1 1 12 1 0 1 0 0 0 1 67 103 1.29 0.571																					
63 Jake Diekman, L ERA: 3.84	1.0 H 5 1 0 0 0 1 0 0 0 0 0 0 10 17 0.00 2.000																					
58 Jonathan Papelbon, R ERA: 1.63	1.0 S 5 2 1 1 2 0 0 0 0 0 0 0 1 13 17 9.00 2.000																					

Batter	1	2	3	4	5	6	7	8	9	AB	R	H	RBI	BB	SO	LOB	BOTTOM			
2 Ben Revere, L OBP: 0.330, SLG: 0.364	G4-3		L4		G1-3		G5-3			4	0	0	0	0	0	1	Washington Nationals @ Philadelphia Phillies Citizens Bank Park, Philadelphia, PA Mon Aug 25 2014, 7:09 PM - 9:54 PM EDT Att: 23,089 - Partly Cloudy - 84 F			
11 Jimmy Rollins, S OBP: 0.320, SLG: 0.386	26 F9		P6		K			26 G1-6-3		4	0	2	0	0	1	0				
26 Chase Utley, L OBP: 0.346, SLG: 0.424	F9			P5		G6-3		G1-6-3		4	0	0	0	0	0	2				
6 Ryan Howard, L OBP: 0.309, SLG: 0.379					3 1B	9 1B		K		3	1	1	0	1	1	0				
3 Marlon Byrd, R OBP: 0.317, SLG: 0.465	K				51 G5-3	9 1B				3	0	1	0	0	1	2				
9 Domic Brown, L OBP: 0.281, SLG: 0.336	P6									3	0	2	1	0	0	0				
51 Carlos Ruiz, R OBP: 0.363, SLG: 0.377	G6-3				G5-3			HR		3	1	1	1	0	0	2				
25 Cody Asche, L OBP: 0.303, SLG: 0.384	L4									3	1	1	1	0	1	0				
34 A.J. Burnett, R OBP: 0.167, SLG: 0.173					G6-3					2	0	0	0	0	0	0				
18 Darin Ruf, R OBP: 0.350, SLG: 0.408										0	0	0	0	0	0	0				
63 Jake Diekman, R ERA: 5.13										0	0	0	0	0	0	0				
58 Jonathan Papelbon, R ERA: 3.67										0	0	0	0	0	0	0				
<b>Inning Stats</b>	R: 0 H: 1 E: 0 K: 1 S: 20	H: 0 LOB: 2 BB: 1 P: 32	R: 0 H: 0 E: 0 K: 0 S: 6	H: 0 LOB: 0 BB: 0 P: 9	R: 0 H: 0 E: 0 K: 0 S: 8	H: 0 LOB: 0 BB: 0 P: 16	R: 1 H: 3 E: 0 K: 0 S: 9	H: 3 LOB: 1 BB: 0 P: 15	R: 1 H: 1 E: 0 K: 1 S: 9	H: 1 LOB: 0 BB: 0 P: 16	R: 0 H: 0 E: 0 K: 0 S: 9	H: 0 LOB: 0 BB: 0 P: 15	R: 1 H: 2 E: 0 K: 1 S: 14	H: 2 LOB: 1 BB: 0 P: 22	R: 0 H: 1 E: 0 K: 1 S: 6	H: 1 LOB: 0 BB: 0 P: 9	1B: 5 2B: 1 3B: 0 HR: 2	SF: 0 SAC: 0 DP: 2 HBP: 1	WP: 0 PB: 0 SB: 1 CS: 0	PA: 31
<b>PITCHER</b>	IP WLS BF H R ER SO BB IBB HBP BLK WP HR S P ERA WHIP																			
57 Tanner Roark, R ERA: 2.81	6.0 L 23 5 2 2 2 2 1 0 0 0 0 0 1 61 103 3.00 1.000																			
13 Jerry Blevins, L ERA: 5.13	1.0 5 2 1 1 1 0 0 0 1 0 0 0 1 14 22 9.00 2.000																			
48 Ross Detwiler, L ERA: 3.67	1.0 3 1 0 0 0 1 0 0 0 0 0 0 0 6 9 0.00 1.000																			








Batter	1	2	3	4	5	6	7	8	9	AB	R	H	RBI	BB	SO	LOB	TOP			
2 Denard Span, L OBP: 0.351, SLG: 0.407										4	3	3	1	0	1	0	<b>Washington Nationals @ Philadelphia Phillies</b> Citizens Bank Park, Philadelphia, PA Wed Aug 27 2014, 7:44 PM - 10:47 PM EDT Att: 33,183 - Clear - 89 F			
6 Anthony Rendon, R OBP: 0.335, SLG: 0.459										4	1	1	1	0	0	1				
28 Jayson Werth, R OBP: 0.380, SLG: 0.440										3	0	1	1	1	1	0				
25 Adam LaRoche, L OBP: 0.369, SLG: 0.450										4	0	0	0	0	1	3				
20 Ian Desmond, R OBP: 0.309, SLG: 0.425										4	0	3	1	0	1	1				
34 Bryce Harper, L OBP: 0.332, SLG: 0.384										4	0	0	0	0	1	3				
40 Wilson Ramos, R OBP: 0.326, SLG: 0.414										4	0	1	0	0	0	1				
3 Asdrubal Cabrera, S OBP: 0.314, SLG: 0.399											4	0	0	0	0	1		2		
58 Doug Fister, L OBP: 0.279, SLG: 0.279										2	0	0	0	0	0	1		0		
46 Matt Thornton, L ERA: 4.97										1	0	0	0	0	0	0		0		
19 Kevin Frandsen, R ERA: 4.39										0	0	0	0	0	0	0	0			
48 Ross Detwiler, R ERA: 3.77										0	0	0	0	0	0	0	0			
35 Craig Stammen, R ERA: 3.33										0	0	0	0	0	0	0	0			
17 Nate Schierholz, L ERA: 1.34										1	0	0	0	0	0	2	0			
<b>Inning Stats</b>	R: 2 E: 0 K: 0 S: 13	H: 3 LOB: 1 BB: 1 P: 21	R: 0 E: 0 K: 0 S: 7	H: 0 LOB: 0 BB: 0 P: 12	R: 1 E: 0 K: 2 S: 18	H: 2 LOB: 1 BB: 0 P: 26	R: 0 E: 0 K: 0 S: 6	H: 0 LOB: 0 BB: 0 P: 7	R: 1 E: 0 K: 1 S: 13	H: 1 LOB: 0 BB: 0 P: 20	R: 0 E: 0 K: 1 S: 8	H: 1 LOB: 1 BB: 0 P: 13	R: 0 E: 0 K: 1 S: 11	H: 0 LOB: 0 BB: 0 P: 19	R: 0 E: 0 K: 1 S: 15	H: 2 LOB: 2 BB: 0 P: 21	1B: 6 2B: 2 3B: 0 HR: 1	SF: 0 SAC: 0 DP: 1 HBP: 0	WP: 1 PB: 0 SB: 1 CS: 0	PA: 36
<b>PITCHER</b>	IP WLS BF H R ER SO BB IBB HBP BLK WP HR S P ERA WHIP																			
38 Kyle Kendrick, R ERA: 4.97	(1, 1) 6.0 W 25 7 4 4 4 1 0 0 0 0 1 1 65 99 6.00 1.333																			
59 Antonio Bastardo, L ERA: 4.39	(7, 1) 1.0 H 3 0 0 0 1 0 0 0 0 0 0 0 7 9 0.00 0.000																			
63 Jake Diekman, L ERA: 3.77	(8, 1) 1.0 H 3 0 0 0 1 0 0 0 0 0 0 0 11 19 0.00 0.000																			
53 Ken Giles, R ERA: 1.34	(9, 1) 1.0 5 2 0 0 1 0 0 0 0 0 0 0 15 21 0.00 2.000																			


Batter	1	2	3	4	5	6	7	8	9	AB	R	H	RBI	BB	SO	LOB	BOTTOM	
2 Ben Revere, L OBP: 0.330, SLG: 0.363										4	0	1	0	0	0	0	<b>Washington Nationals @ Philadelphia Phillies</b> Citizens Bank Park, Philadelphia, PA Wed Aug 27 2014, 7:44 PM - 10:47 PM EDT Att: 33,183 - Clear - 89 F	
11 Jimmy Rollins, S OBP: 0.324, SLG: 0.392										2	1	2	1	2	0	0		
26 Chase Utley, L OBP: 0.348, SLG: 0.425										4	1	2	0	1	0	3		
6 Ryan Howard, L OBP: 0.312, SLG: 0.382										5	1	3	1	0	0	3		
3 Marlon Byrd, R OBP: 0.317, SLG: 0.468										5	2	3	2	0	1	4		
9 Dominic Brown, L OBP: 0.280, SLG: 0.337										5	0	1	1	0	2	5		
21 Wil Nieves, R OBP: 0.298, SLG: 0.407										4	1	1	0	0	1	1		
25 Cody Asche, L OBP: 0.300, SLG: 0.380										4	0	0	0	0	1	2		
38 Kyle Kendrick, R ERA: 4.97										2	0	0	0	0	1	0		0
24 Grady Sizemore, L OBP: 0.279, SLG: 0.371										1	1	2	0	0	0	0		
59 Antonio Bastardo, L ERA: 4.39										0	0	0	0	0	0	0		
63 Jake Diekman, R ERA: 3.77										0	0	0	0	0	0	0		
18 Darin Ruf, R OBP: 0.279, SLG: 0.493										1	1	1	0	0	0	0		
53 Ken Giles, R ERA: 1.34										0	0	0	0	0	0	0		
<b>Inning Stats</b>	R: 2 E: 1 K: 1 S: 15	H: 3 LOB: 1 BB: 0 P: 21	R: 0 E: 0 K: 2 S: 8	H: 0 LOB: 0 BB: 0 P: 12	R: 0 E: 0 K: 0 S: 7	H: 2 LOB: 1 BB: 1 P: 15	R: 0 E: 0 K: 0 S: 14	H: 2 LOB: 1 BB: 0 P: 17	R: 3 E: 0 K: 0 S: 23	H: 3 LOB: 2 BB: 1 P: 36	R: 2 E: 0 K: 2 S: 12	H: 2 LOB: 0 BB: 0 P: 15	R: 1 E: 0 K: 1 S: 11	H: 3 LOB: 3 BB: 1 P: 19	1B: 11 2B: 1 3B: 0 HR: 3	SF: 0 SAC: 1 DP: 1 HBP: 1	WP: 1 PB: 0 SB: 0 CS: 0	PA: 42
<b>PITCHER</b>	IP WLS BF H R ER SO BB IBB HBP BLK WP HR S P ERA WHIP																	
58 Doug Fister, R ERA: 2.55	(1, 1) 5.2 L 28 10 0 0 0 0 1 0 0 0 0 0 6 10 0.00 3.000																	
46 Matt Thornton, L ERA: 1.55	(6, 1) 0.1 2 0 0 0 0 1 0 0 0 0 0 0 6 10 0.00 3.000																	
48 Ross Detwiler, L ERA: 4.07	(7, 1) 1.1 10 5 3 3 2 0 1 0 0 0 0 1 18 27 20.25 3.750																	
35 Craig Stammen, R ERA: 3.53	(8, 1) 0.2 2 0 0 0 1 0 0 0 0 0 0 0 5 7 0.00 0.000																	







Batter	1	2	3	4	5	6	7	8	9	AB	R	H	RBI	BB	SO	LOB	TOP					
2 Ben Revere, L OBP: 0.326, SLG: 0.358	G6-3		G1-3					G4-6-3		5	1	1	0	0	0	5	Philadelphia Phillies @ New York Mets Citi Field, Flushing, NY Sat Aug 30 2014, 7:11 PM - 10:08 PM EDT Att: 28,053 - Cloudy - 74 F					
11 Jimmy Rollins, S OBP: 0.324, SLG: 0.392	P4			F9						4	2	2	0	1	0	0						
26 Chase Utley, L OBP: 0.348, SLG: 0.423	F8			F9						5	1	1	0	0	0	2						
6 Ryan Howard, L OBP: 0.309, SLG: 0.377		G6-3		F7						4	1	1	3	0	1	1						
3 Marlon Byrd, R OBP: 0.319, SLG: 0.472		G6-3								4	1	1	1	1	2	2						
9 Dornic Brown, L OBP: 0.276, SLG: 0.335										4	1	1	1	0	2	2						
51 Carlos Ruiz, R OBP: 0.357, SLG: 0.373										4	0	2	1	0	0	0						
25 Cody Asche, L OBP: 0.307, SLG: 0.386										4	0	3	1	0	1	1						
31 Jerome Williams, R 30 Justin De Fratus, S 59 Antonio Bastardo, R 24 Grady Sizemore, L 53 Ken Giles, R 58 Jonathan Papelbon, R										2	0	0	0	0	0	0		 AB 36 R 7 H 12 RBI 7 BB 3 SO 6 LOB 15				
<b>Inning Stats</b>	R: 0 E: 0 K: 0 S: 6	H: 0 LOB: 0 BB: 0 P: 10	R: 0 E: 0 K: 0 S: 5	H: 0 LOB: 0 BB: 0 P: 7	R: 0 E: 0 K: 0 S: 9	H: 1 LOB: 1 BB: 0 P: 13	R: 0 E: 0 K: 0 S: 8	H: 0 LOB: 0 BB: 0 P: 10	R: 1 E: 0 K: 1 S: 13	H: 2 LOB: 1 BB: 0 P: 20	R: 5 E: 0 K: 1 S: 22	H: 7 LOB: 2 BB: 0 P: 29	R: 0 E: 0 K: 2 S: 8	H: 1 LOB: 1 BB: 1 P: 15	R: 0 E: 0 K: 1 S: 11	H: 1 LOB: 1 BB: 1 P: 18			R: 1 E: 0 K: 1 S: 13	H: 0 LOB: 0 BB: 1 P: 21	1B: 8 2B: 3 3B: 0 HR: 1	SF: 1 SAC: 1 DP: 1 HBP: 0
<b>PITCHER</b>	IP WLS BF H R ER SO BB IBB HBP BLK WP HR S P ERA WHIP																					
40 Bartolo Colon, R ERA: 4.01	5.1 L 25 9 6 6 2 0 0 0 0 0 0 1 57 81 10.12 1.688																					
44 Buddy Carlyle, R ERA: 1.23	0.2 3 1 0 0 0 0 0 0 0 0 0 0 6 8 0.00 1.500																					
61 Dana Eveland, L ERA: 2.94	1.0 5 1 0 0 2 0 1 0 0 0 0 0 8 15 0.00 1.000																					
16 Daisuke Matsuzaka, R ERA: 4.21	2.0 8 1 1 1 2 2 0 0 0 0 0 0 24 39 4.50 1.500																					

Batter	1	2	3	4	5	6	7	8	9	AB	R	H	RBI	BB	SO	LOB	BOTTOM			
12 Juan Lagares, R OBP: 0.314, SLG: 0.384	G4-3		K			G6-3				3	0	0	1	1	1	0	Philadelphia Phillies @ New York Mets Citi Field, Flushing, NY Sat Aug 30 2014, 7:11 PM - 10:08 PM EDT Att: 28,053 - Cloudy - 74 F			
3 Curtis Granderson, L OBP: 0.317, SLG: 0.361	L4		G3							4	0	0	0	0	1	3				
16 Daisuke Matsuzaka, R OBP: 0.290, SLG: 0.182										0	0	0	0	0	0	0				
5 David Wright, R OBP: 0.322, SLG: 0.363										2	0	0	0	2	2	0				
21 Lucas Duda, L OBP: 0.345, SLG: 0.489										4	1	1	0	0	0	2				
7 Travis d'Arnaud, R OBP: 0.289, SLG: 0.393										4	0	0	0	0	0	1				
6 Matthew den Dekker, L OBP: 0.294, SLG: 0.244										4	1	2	0	0	0	0				
2 Dilson Herrera, R OBP: 0.286, SLG: 0.167										3	0	1	0	1	1	1				
4 Wilmer Flores, R OBP: 0.260, SLG: 0.303										4	0	1	1	0	0	2				
40 Bartolo Colon, R OBP: 0.038, SLG: 0.058										2	0	0	0	0	1	1		 AB 31 R 2 H 5 RBI 2 BB 4 SO 7 LOB 13		
<b>Inning Stats</b>	R: 0 E: 0 K: 0 S: 9	H: 0 LOB: 1 BB: 1 P: 18	R: 0 E: 0 K: 0 S: 10	H: 1 LOB: 1 BB: 0 P: 14	R: 0 E: 0 K: 2 S: 7	H: 0 LOB: 0 BB: 0 P: 9	R: 0 E: 0 K: 0 S: 10	H: 0 LOB: 0 BB: 1 P: 14	R: 0 E: 0 K: 1 S: 8	H: 0 LOB: 0 BB: 0 P: 11	R: 2 E: 0 K: 2 S: 20	H: 4 LOB: 3 BB: 1 P: 33	R: 0 E: 0 K: 1 S: 6	H: 0 LOB: 0 BB: 0 P: 8	R: 0 E: 0 K: 1 S: 11	H: 0 LOB: 0 BB: 0 P: 16	1B: 5 2B: 0 3B: 0 HR: 0		SF: 0 SAC: 0 DP: 1 HBP: 0	WP: 0 PB: 0 SB: 0 CS: 0
<b>PITCHER</b>	IP WLS BF H R ER SO BB IBB HBP BLK WP HR S P ERA WHIP																			
31 Jerome Williams, R ERA: 5.23	6.1 W 25 4 2 2 3 3 0 0 0 0 0 0 63 98 2.84 1.105																			
30 Justin De Fratus, R ERA: 2.68	0.1 3 1 0 0 1 1 0 0 0 0 0 0 6 13 0.00 6.000																			
59 Antonio Bastardo, L ERA: 4.37	0.1 H 1 0 0 0 1 0 0 0 0 0 0 0 5 5 0.00 0.000																			
53 Ken Giles, R ERA: 1.3	1.0 3 0 0 0 1 0 0 0 0 0 0 0 6 8 0.00 0.000																			
58 Jonathan Papelbon, R ERA: 1.57	1.0 3 0 0 0 1 0 0 0 0 0 0 0 11 16 0.00 0.000																			



Batter	1	2	3	4	5	6	7	8	9	AB	R	H	RBI	BB	SO	LOB	TOP					
2 Ben Revere, L OBP: 0.327, SLG: 0.358 30 Justin De Fratus, S	G3		G6-3					FC6-4		5	0	2	0	0	0	1	Philadelphia Phillies @ New York Mets Citi Field, Flushing, NY Sun Aug 31 2014, 1:12 PM - 4:25 PM EDT Att: 27,159 - Partly Cloudy - 87 F					
11 Jimmy Rollins, S OBP: 0.326, SLG: 0.394	P5									5	2	3	1	0	1	1						
26 Chase Utley, L OBP: 0.347, SLG: 0.420	K									4	0	0	0	0	1	3						
6 Ryan Howard, L OBP: 0.309, SLG: 0.386		K								5	1	2	2	0	2	4						
24 Grady Sizemore, L OBP: 0.313, SLG: 0.379	K									3	0	1	1	2	2	2						
9 Dominic Brown, L OBP: 0.285, SLG: 0.350										5	1	4	1	0	0	1						
21 Wil Nieves, R OBP: 0.161, SLG: 0.167 13 Freddy Galvis, S OBP: 0.154, SLG: 0.149 59 Antonio Bastardo, R OBP: 0.319, SLG: 0.471										3	0	0	0	0	2	6						
25 Cody Asche, L OBP: 0.304, SLG: 0.382										4	0	0	0	0	0	2						
34 A.J. Burnett, R OBP: 0.161, SLG: 0.167 51 Carlos Ruiz, R OBP: 0.359, SLG: 0.373										2	0	0	0	0	1	0						
Inning Stats	R: 0 E: 0 K: 1 S: 8	H: 0 LOB: 0 BB: 0 P: 11	R: 0 E: 0 K: 3 S: 13	H: 1 LOB: 1 BB: 0 P: 18	R: 0 E: 0 K: 1 S: 8	H: 0 LOB: 0 BB: 0 P: 13	R: 1 E: 0 K: 0 S: 8	H: 3 LOB: 2 BB: 1 P: 18	R: 0 E: 0 K: 1 S: 9	H: 1 LOB: 1 BB: 0 P: 11	R: 1 E: 0 K: 1 S: 14	H: 2 LOB: 2 BB: 1 P: 20	R: 1 E: 0 K: 2 S: 17	H: 2 LOB: 1 BB: 1 P: 29	R: 1 E: 0 K: 1 S: 9	H: 1 LOB: 1 BB: 1 P: 16		R: 1 E: 0 K: 0 S: 10	H: 2 LOB: 1 BB: 0 P: 16	1B: 8 2B: 2 3B: 0 HR: 2	SF: 0 SAC: 0 DP: 2 HBP: 1	WP: 0 PB: 0 SB: 1 CS: 0
PITCHER	IP	WLS	BF	H	R	ER	SO	BB	IBB	HBP	BLK	WP	HR	S	P	ERA	WHIP					
35 Dillon Gee, R ERA: 3.81 61 Dana Eveland, L ERA: 2.73 27 Jeury Familia, R ERA: 2.0 58 Jenny Mejia, R ERA: 3.95	6.0	W	27	7	3	3	7	3	0	0	0	0	1	60	95	4.50	1.667					

AB	37
R	5
H	12
RBI	5
BB	4
SO	10
LOB	20



Batter	1	2	3	4	5	6	7	8	9	AB	R	H	RBI	BB	SO	LOB	BOTTOM				
12 Juan Lagares, R OBP: 0.313, SLG: 0.382	K		K							4	1	1	0	0	3	0	Philadelphia Phillies @ New York Mets Citi Field, Flushing, NY Sun Aug 31 2014, 1:12 PM - 4:25 PM EDT Att: 27,159 - Partly Cloudy - 87 F				
6 Matthew den Dekker, L OBP: 0.292, SLG: 0.255	G6-3		K							4	1	1	1	0	1	0					
5 David Wright, R OBP: 0.324, SLG: 0.364			F9							4	0	2	1	0	0	0					
21 Lucas Duda, L OBP: 0.342, SLG: 0.485	G4-3									4	0	0	0	0	1	2					
4 Wilmer Flores, R OBP: 0.271, SLG: 0.314										4	1	3	0	0	0	0					
9 Kirk Nieuwenhuis, L OBP: 0.328, SLG: 0.463										4	1	2	0	0	0	2					
2 Dilson Herrera, R OBP: 0.364, SLG: 0.222										3	1	1	1	1	1	3					
20 Anthony Recker, R OBP: 0.222, SLG: 0.340										4	1	1	3	0	2	3					
35 Dillon Gee, R 61 Dana Eveland, L 27 Jeury Familia, R 29 Eric Campbell, R 58 Jenny Mejia, R	G4-3									3	0	0	0	0	1	2					
Inning Stats	R: 0 E: 0 K: 1 S: 11	H: 1 LOB: 1 BB: 0 P: 16	R: 0 E: 0 K: 2 S: 12	H: 2 LOB: 2 BB: 0 P: 18	R: 0 E: 0 K: 2 S: 9	H: 0 LOB: 0 BB: 0 P: 12	R: 0 E: 0 K: 0 S: 11	H: 1 LOB: 1 BB: 0 P: 17	R: 2 E: 0 K: 1 S: 11	H: 3 LOB: 1 BB: 0 P: 15	R: 3 E: 0 K: 2 S: 13	H: 2 LOB: 0 BB: 1 P: 22	R: 0 E: 0 K: 1 S: 11	H: 0 LOB: 0 BB: 0 P: 16	R: 1 E: 0 K: 0 S: 17	H: 2 LOB: 1 BB: 0 P: 24		1B: 8 2B: 2 3B: 0 HR: 1	SF: 0 SAC: 0 DP: 0 HBP: 0	WP: 0 PB: 0 SB: 4 CS: 0	PA: 36
PITCHER	IP	WLS	BF	H	R	ER	SO	BB	IBB	HBP	BLK	WP	HR	S	P	ERA	WHIP				
34 A.J. Burnett, R 59 Antonio Bastardo, L 30 Justin De Fratus, R	6.0	L	28	9	5	5	8	1	0	0	0	0	0	11	16	0.00	0.000				

AB	35
R	6
H	11
RBI	6
BB	1
SO	9
LOB	13





Batter	1	2	3	4	5	6	7	8	9	AB	R	H	RBI	BB	SO	LOB	TOP					
2 Ben Revere, L OBP: 0.328, SLG: 0.364	G1-3		SF7			SH5-3				3	0	2	5	0	0	0	Philadelphia Phillies @ Atlanta Braves Turner Field, Atlanta, GA Mon Sep 01 2014, 1:13 PM - 4:22 PM EDT Att: 34,178 - Cloudy - 88 F					
11 Jimmy Rollins, S OBP: 0.429, SLG: 0.402			P4				G5-3			5	0	3	1	0	0	1						
26 Chase Utley, L OBP: 0.398, SLG: 0.418										2	0	0	0	2	1	1						
13 Freddy Galvis, S OBP: 0.151, SLG: 0.146	K									1	0	0	0	0	1	3						
6 Ryan Howard, L OBP: 0.308, SLG: 0.383										4	0	0	1	1	2	4						
58 Jonathan Papelbon, R OBP: 0.316, SLG: 0.466										0	0	0	0	0	0	0						
3 Marlon Byrd, R OBP: 0.316, SLG: 0.466		L6								5	0	0	0	0	3	4						
9 Dornic Brown, L OBP: 0.285, SLG: 0.348										3	1	0	0	1	0	1						
51 Carlos Ruiz, R OBP: 0.358, SLG: 0.370										4	0	0	1	1	2	4						
25 Cody Asche, L OBP: 0.309, SLG: 0.386										0	0	0	0	0	0	0						
35 Cole Hamels, L OBP: 0.173, SLG: 0.191										1	1	1	0	0	0	0						
24 Grady Sizemore, L OBP: 0.315, SLG: 0.350										0	1	0	0	1	0	0						
63 Jake Diekmann, L ERA: 3.68										0	0	0	0	0	0	0						
53 Ken Giles, R ERA: 1.28										0	0	0	0	0	0	0						
18 Darin Ruf, R OBP: 0.336, SLG: 0.481										1	0	0	0	0	1	2						
<b>Inning Stats</b>	R: 0 E: 0 K: 1 S: 8	H: 1 LOB: 1 BB: 0 P: 12	R: 0 E: 0 K: 0 S: 7	H: 0 LOB: 0 BB: 1 P: 13	R: 1 E: 0 K: 0 S: 8	H: 1 LOB: 0 BB: 0 P: 16	R: 0 E: 0 K: 1 S: 6	H: 0 LOB: 0 BB: 0 P: 7	R: 0 E: 0 K: 0 S: 12	H: 0 LOB: 0 BB: 0 P: 15	R: 1 E: 0 K: 0 S: 6	H: 2 LOB: 1 BB: 1 P: 13	R: 3 E: 1 K: 1 S: 14	H: 1 LOB: 1 BB: 2 P: 26	R: 0 E: 0 K: 2 S: 9	H: 0 LOB: 1 BB: 1 P: 13	R: 2 E: 0 K: 3 S: 21	H: 2 LOB: 3 BB: 2 P: 37	1B: 3 2B: 2 3B: 2 HR: 0	SF: 1 DP: 2 HBP: 1	WP: 0 PB: 0 SB: 1 CS: 0	PA: 41
<b>PITCHER</b>	IP WLS BF H R ER SO BB IBB HBP BLK WP HR S P ERA WHIP	<b>PITCHER</b>																				
49 Julio Teheran, R ERA: 2.9	6.2 L 28 5 5 2 3 2 2 0 0 0 0 0 60 100 2.70 1.050																					
43 Luis Avilan, L ERA: 4.54	1.0 1 0 0 0 0 0 0 0 0 0 0 0 1 2 0.00 0.000																					
61 Chasen Shreve, L ERA: 1.5	0.1 4 0 0 0 2 1 0 0 0 0 0 0 9 13 0.00 1.000																					
58 Juan Jaime, R ERA: 4.15	0.2 7 2 2 2 2 2 0 1 0 0 0 0 18 34 27.00 6.000																					
51 James Russell, L ERA: 3.18	0.1 1 0 0 0 1 0 0 0 0 0 0 0 3 3 0.00 0.000																					

AB	30
R	7
H	7
RBI	7
BB	7
SO	8
LOB	18



Batter	1	2	3	4	5	6	7	8	9	AB	R	H	RBI	BB	SO	LOB	BOTTOM					
22 Jason Heyward, L OBP: 0.356, SLG: 0.393										2	0	0	0	2	1	0	Philadelphia Phillies @ Atlanta Braves Turner Field, Atlanta, GA Mon Sep 01 2014, 1:13 PM - 4:22 PM EDT Att: 34,178 - Cloudy - 88 F					
1 Emilio Bonifacio, S OBP: 0.317, SLG: 0.362										3	0	0	0	1	3	1						
5 Freddie Freeman, L OBP: 0.387, SLG: 0.473										2	0	0	0	2	2	2						
8 Justin Upton, R OBP: 0.358, SLG: 0.516										3	0	0	0	0	2	5						
13 Jose Constanza, L OBP: 0.296, SLG: 0.371										1	0	0	0	0	0	0						
23 Chris Johnson, R OBP: 0.296, SLG: 0.371										4	0	0	0	0	1	5						
15 Phil Gosselin, R OBP: 0.350, SLG: 0.386										3	0	0	0	0	0	1						
19 Andrelton Simmons, R OBP: 0.291, SLG: 0.341										3	0	0	0	0	2	1						
11 Gerald Laird, R OBP: 0.289, SLG: 0.271										3	0	0	0	0	1	1						
49 Julio Teheran, R ERA: 2.9										2	0	0	0	0	0	1						
43 Luis Avilan, L ERA: 4.54										0	0	0	0	0	0	0						
17 Joey Teroslavich, S ERA: 3.68										1	0	0	0	0	0	0						
61 Chasen Shreve, L ERA: 1.5										0	0	0	0	0	0	0						
58 Juan Jaime, R ERA: 4.15										0	0	0	0	0	0	0						
51 James Russell, L ERA: 3.18										0	0	0	0	0	0	0						
<b>Inning Stats</b>	R: 0 E: 0 K: 2 S: 13	H: 0 LOB: 2 BB: 2 P: 24	R: 0 E: 0 K: 1 S: 12	H: 0 LOB: 1 BB: 0 P: 18	R: 0 E: 0 K: 1 S: 9	H: 0 LOB: 2 BB: 2 P: 18	R: 0 E: 0 K: 0 S: 10	H: 0 LOB: 0 BB: 0 P: 14	R: 0 E: 0 K: 2 S: 12	H: 0 LOB: 0 BB: 0 P: 18	R: 0 E: 0 K: 2 S: 10	H: 0 LOB: 1 BB: 1 P: 16	R: 0 E: 0 K: 2 S: 10	H: 0 LOB: 0 BB: 0 P: 15	R: 0 E: 0 K: 3 S: 11	H: 0 LOB: 0 BB: 0 P: 15	R: 0 E: 0 K: 0 S: 7	H: 0 LOB: 0 BB: 0 P: 9	1B: 0 2B: 0 3B: 0 HR: 0	SF: 0 DP: 0 HBP: 1	WP: 0 PB: 0 SB: 4 CS: 0	PA: 33
<b>PITCHER</b>	IP WLS BF H R ER SO BB IBB HBP BLK WP HR S P ERA WHIP	<b>PITCHER</b>																				
35 Cole Hamels, L ERA: 2.9	6.0 W 24 0 0 0 0 5 0 1 0 0 0 0 66 108 0.00 0.833																					
63 Jake Diekmann, L ERA: 3.68	1.0 3 0 0 0 2 0 0 0 0 0 0 0 10 15 0.00 0.000																					
53 Ken Giles, R ERA: 1.28	1.0 3 0 0 0 3 0 0 0 0 0 0 0 11 15 0.00 0.000																					
58 Jonathan Papelbon, R ERA: 1.54	1.0 3 0 0 0 0 0 0 0 0 0 0 0 7 9 0.00 0.000																					

AB	27
R	0
H	0
RBI	0
BB	5
SO	12
LOB	17

































Batter	1	2	3	4	5	6	7	8	9	AB	R	H	RBI	BB	SO	LOB	TOP							
5 Josh Harrison, R OBP: 0.351, SLG: 0.514										4	1	2	1	0	1	0	Pittsburgh Pirates @ Philadelphia Phillies Citizens Bank Park, Philadelphia, PA Wed Sep 10 2014, 7:07 PM - 10:14 PM EDT Att: 25,315 - Cloudy - 79 F							
6 Starling Marte, R OBP: 0.356, SLG: 0.447										4	1	2	1	0	1	1								
22 Andrew McCutchen, R OBP: 0.493, SLG: 0.939										4	1	2	1	1	0	2								
18 Neil Walker, S OBP: 0.345, SLG: 0.457										5	0	0	0	0	2	7								
55 Russell Martin, R OBP: 0.411, SLG: 0.424										5	1	2	3	0	1	3								
23 Travis Snider, L OBP: 0.327, SLG: 0.416										3	0	2	0	0	0	2								
31 Jose Tabata, R OBP: 0.324, SLG: 0.333										1	0	0	0	0	1	0								
25 Gregory Polanco, L OBP: 0.313, SLG: 0.342										4	0	0	0	1	2	2								
17 Gaby Sanchez, R OBP: 0.298, SLG: 0.392										4	0	0	0	1	2	2								
10 Jordy Mercer, R OBP: 0.306, SLG: 0.396										4	1	2	0	0	2	3								
46 Vance Worley, R ERA: 5.44										2	0	0	0	0	1	0								
57 Andrew Lamb, L ERA: 12.27										1	1	1	0	0	0	0								
60 Bobby LaFromboise, L ERA: 12.27										0	0	0	0	0	0	0								
26 Tony Sanchez, R ERA: 9.0										0	0	0	0	0	0	0								
43 John Holdzkom, R ERA: 1.59										0	0	0	0	0	0	0								
44 Tony Watson, L ERA: 1.59										0	0	0	0	0	0	0								
35 Mark Melancon, R ERA: 2.0										0	0	0	0	0	0	0								
<b>Inning Stats</b>	R: 2 E: 0 K: 2 S: 20	H: 2 LOB: 3 BB: 1 P: 37	R: 0 E: 0 K: 0 S: 8	H: 1 LOB: 1 BB: 0 P: 9	R: 0 E: 0 K: 2 S: 12	H: 1 LOB: 1 BB: 0 P: 17	R: 0 E: 0 K: 2 S: 8	H: 0 LOB: 0 BB: 0 P: 11	R: 2 E: 0 K: 2 S: 14	H: 3 LOB: 1 BB: 0 P: 17	R: 2 E: 0 K: 0 S: 16	H: 4 LOB: 2 BB: 1 P: 24	R: 0 E: 0 K: 2 S: 13	H: 1 LOB: 1 BB: 0 P: 18	R: 0 E: 0 K: 2 S: 15	H: 1 LOB: 1 BB: 0 P: 22	R: 0 E: 0 K: 0 S: 7	H: 0 LOB: 0 BB: 0 P: 11	1B: 8 2B: 3 3B: 0 HR: 2	SF: 0 SAC: 0 DP: 1 HBP: 2	WP: 0 PB: 1 SB: 1 CS: 0	PA: 43		
<b>PITCHER</b>	IP WLS BF H R ER SO BB IBB HBP BLK WP HR S P ERA WHIP	IP WLS BF H R ER SO BB IBB HBP BLK WP HR S P ERA WHIP	IP WLS BF H R ER SO BB IBB HBP BLK WP HR S P ERA WHIP	IP WLS BF H R ER SO BB IBB HBP BLK WP HR S P ERA WHIP	IP WLS BF H R ER SO BB IBB HBP BLK WP HR S P ERA WHIP	IP WLS BF H R ER SO BB IBB HBP BLK WP HR S P ERA WHIP	IP WLS BF H R ER SO BB IBB HBP BLK WP HR S P ERA WHIP	IP WLS BF H R ER SO BB IBB HBP BLK WP HR S P ERA WHIP	IP WLS BF H R ER SO BB IBB HBP BLK WP HR S P ERA WHIP	IP WLS BF H R ER SO BB IBB HBP BLK WP HR S P ERA WHIP	IP WLS BF H R ER SO BB IBB HBP BLK WP HR S P ERA WHIP	IP WLS BF H R ER SO BB IBB HBP BLK WP HR S P ERA WHIP	IP WLS BF H R ER SO BB IBB HBP BLK WP HR S P ERA WHIP	IP WLS BF H R ER SO BB IBB HBP BLK WP HR S P ERA WHIP	IP WLS BF H R ER SO BB IBB HBP BLK WP HR S P ERA WHIP	IP WLS BF H R ER SO BB IBB HBP BLK WP HR S P ERA WHIP	IP WLS BF H R ER SO BB IBB HBP BLK WP HR S P ERA WHIP	IP WLS BF H R ER SO BB IBB HBP BLK WP HR S P ERA WHIP	IP WLS BF H R ER SO BB IBB HBP BLK WP HR S P ERA WHIP	IP WLS BF H R ER SO BB IBB HBP BLK WP HR S P ERA WHIP	IP WLS BF H R ER SO BB IBB HBP BLK WP HR S P ERA WHIP	IP WLS BF H R ER SO BB IBB HBP BLK WP HR S P ERA WHIP	IP WLS BF H R ER SO BB IBB HBP BLK WP HR S P ERA WHIP	IP WLS BF H R ER SO BB IBB HBP BLK WP HR S P ERA WHIP
31 Jerome Williams, R ERA: 3.18	5.0	25	7	4	4	8	1	0	2	0	0	0	0	1	62	91	7.20	1.600						
57 Luis Garcia, R ERA: 12.27	0.0	5	4	2	2	0	1	0	0	0	0	0	0	0	12	18	∞	∞						
56 Cesar Jimenez, L ERA: 9.0	2.0	6	1	0	0	2	0	0	0	0	0	0	0	0	17	24	0.00	0.500						
75 Miguel Alfredo Gonzalez, R ERA: 9.0	1.0	4	1	0	0	2	0	0	0	0	0	0	0	0	15	22	0.00	1.000						
61 Sean O'Sullivan, R ERA: 6.39	1.0	3	0	0	0	0	0	0	0	0	0	0	0	7	11	0.00	0.000							

Batter	1	2	3	4	5	6	7	8	9	AB	R	H	RBI	BB	SO	LOB	BOTTOM							
2 Ben Revere, L OBP: 0.327, SLG: 0.369										4	0	0	0	0	0	2	Pittsburgh Pirates @ Philadelphia Phillies Citizens Bank Park, Philadelphia, PA Wed Sep 10 2014, 7:07 PM - 10:14 PM EDT Att: 25,315 - Cloudy - 79 F							
24 Grady Sizemore, L OBP: 0.308, SLG: 0.375										4	0	0	0	0	1	0								
26 Chase Utley, L OBP: 0.343, SLG: 0.415										4	0	0	0	0	1	1								
6 Ryan Howard, L OBP: 0.308, SLG: 0.379										3	1	0	0	1	1	0								
9 Domonic Brown, L OBP: 0.283, SLG: 0.347										2	0	0	0	0	2	1								
18 Darin Ruf, R OBP: 0.342, SLG: 0.433										2	0	0	0	0	0	0								
25 Cody Asche, L OBP: 0.312, SLG: 0.388										4	2	2	0	0	2	0								
21 Wil Nieves, R OBP: 0.278, SLG: 0.371										4	0	1	1	0	1	2								
13 Freddy Galvis, S OBP: 0.186, SLG: 0.234										2	0	0	0	1	1	1								
31 Jerome Williams, R ERA: 3.18										2	0	1	2	0	0	0								
57 Andrew Lamb, L ERA: 12.27										0	0	0	0	0	0	0								
60 Bobby LaFromboise, L ERA: 12.27										0	0	0	0	0	0	0								
26 Tony Sanchez, R ERA: 9.0										0	0	0	0	0	0	0								
43 John Holdzkom, R ERA: 1.59										0	0	0	0	0	0	0								
44 Tony Watson, L ERA: 1.59										0	0	0	0	0	0	0								
35 Mark Melancon, R ERA: 2.0										0	0	0	0	0	0	0								
<b>Inning Stats</b>	R: 0 E: 0 K: 0 S: 7	H: 0 LOB: 0 BB: 0 P: 9	R: 1 E: 0 K: 2 S: 14	H: 2 LOB: 1 BB: 0 P: 26	R: 0 E: 0 K: 1 S: 11	H: 0 LOB: 1 BB: 0 P: 18	R: 2 E: 0 K: 1 S: 17	H: 2 LOB: 2 BB: 2 P: 31	R: 0 E: 0 K: 0 S: 5	H: 0 LOB: 0 BB: 0 P: 8	R: 0 E: 0 K: 2 S: 8	H: 0 LOB: 0 BB: 0 P: 11	R: 0 E: 0 K: 1 S: 8	H: 0 LOB: 0 BB: 0 P: 10	R: 0 E: 0 K: 2 S: 10	H: 0 LOB: 0 BB: 0 P: 12	R: 0 E: 0 K: 1 S: 7	H: 0 LOB: 0 BB: 0 P: 10	1B: 3 2B: 1 3B: 0 HR: 0	SF: 0 SAC: 0 DP: 0 HBP: 0	WP: 1 PB: 0 SB: 0 CS: 0	PA: 34		
<b>PITCHER</b>	IP WLS BF H R ER SO BB IBB HBP BLK WP HR S P ERA WHIP	IP WLS BF H R ER SO BB IBB HBP BLK WP HR S P ERA WHIP	IP WLS BF H R ER SO BB IBB HBP BLK WP HR S P ERA WHIP	IP WLS BF H R ER SO BB IBB HBP BLK WP HR S P ERA WHIP	IP WLS BF H R ER SO BB IBB HBP BLK WP HR S P ERA WHIP	IP WLS BF H R ER SO BB IBB HBP BLK WP HR S P ERA WHIP	IP WLS BF H R ER SO BB IBB HBP BLK WP HR S P ERA WHIP	IP WLS BF H R ER SO BB IBB HBP BLK WP HR S P ERA WHIP	IP WLS BF H R ER SO BB IBB HBP BLK WP HR S P ERA WHIP	IP WLS BF H R ER SO BB IBB HBP BLK WP HR S P ERA WHIP	IP WLS BF H R ER SO BB IBB HBP BLK WP HR S P ERA WHIP	IP WLS BF H R ER SO BB IBB HBP BLK WP HR S P ERA WHIP	IP WLS BF H R ER SO BB IBB HBP BLK WP HR S P ERA WHIP	IP WLS BF H R ER SO BB IBB HBP BLK WP HR S P ERA WHIP	IP WLS BF H R ER SO BB IBB HBP BLK WP HR S P ERA WHIP	IP WLS BF H R ER SO BB IBB HBP BLK WP HR S P ERA WHIP	IP WLS BF H R ER SO BB IBB HBP BLK WP HR S P ERA WHIP	IP WLS BF H R ER SO BB IBB HBP BLK WP HR S P ERA WHIP	IP WLS BF H R ER SO BB IBB HBP BLK WP HR S P ERA WHIP	IP WLS BF H R ER SO BB IBB HBP BLK WP HR S P ERA WHIP	IP WLS BF H R ER SO BB IBB HBP BLK WP HR S P ERA WHIP	IP WLS BF H R ER SO BB IBB HBP BLK WP HR S P ERA WHIP	IP WLS BF H R ER SO BB IBB HBP BLK WP HR S P ERA WHIP	IP WLS BF H R ER SO BB IBB HBP BLK WP HR S P ERA WHIP
46 Vance Worley, R ERA: 3.18	5.0	22	4	3	3	4	2	0	0	0	0	0	0	1	54	92	5.40	1.200						
60 Bobby LaFromboise, L ERA: 12.27	1.0	3	0	0	0	0	0	0	0	0	0	0	0	0	8	11	0.00	0.000						
43 John Holdzkom, R ERA: 1.59	1.0	3	0	0	0	0	0	0	0	0	0	0	0	8	10	0.00	0.000							
44 Tony Watson, L ERA: 1.59	1.0	3	0	0	0	0	0	0	0	0	0	0	0	10	12	0.00	0.000							
35 Mark Melancon, R ERA: 2.0	1.0	3	0	0	0	0	0	0	0	0	0	0	0	7	10	0.00	0.000							

AB 39  
R 6  
H 13  
RBI 6  
BB 2  
SO 12  
LOB 21



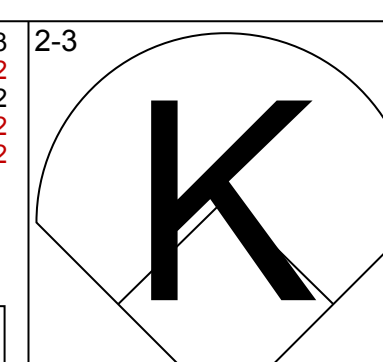
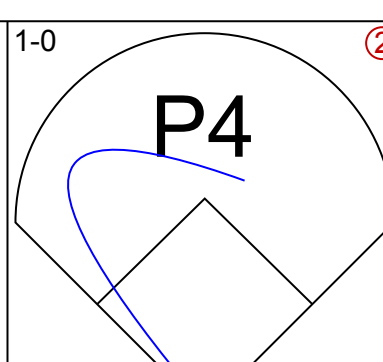
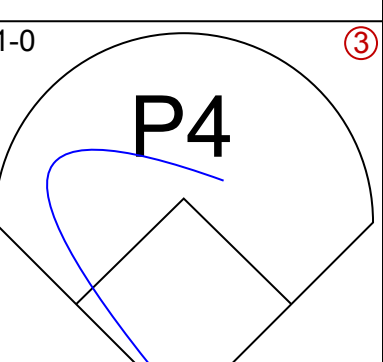
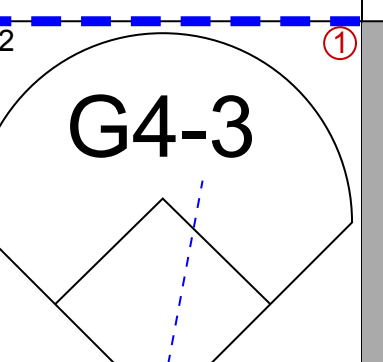
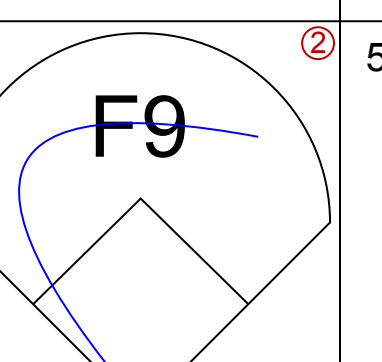
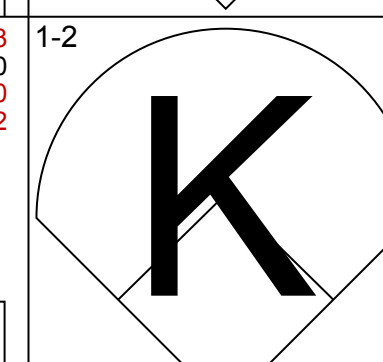
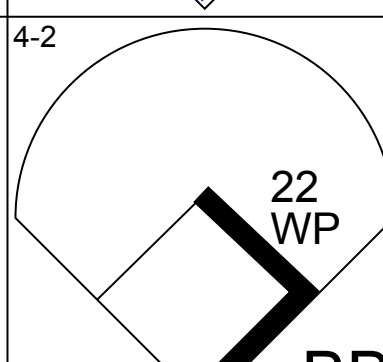
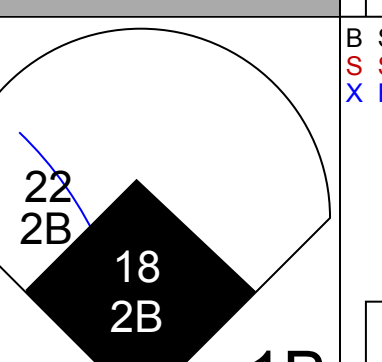
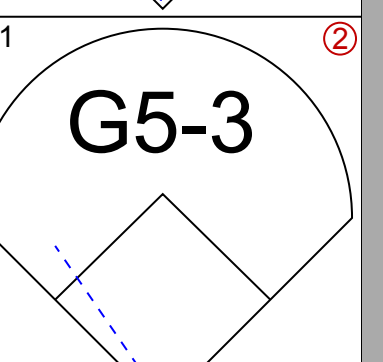
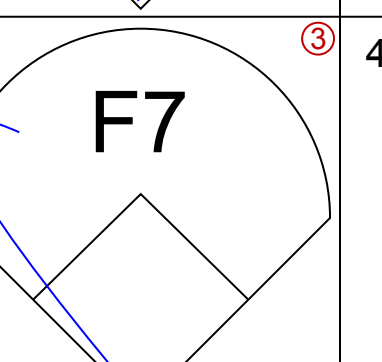
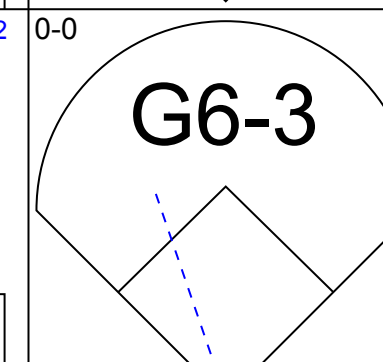
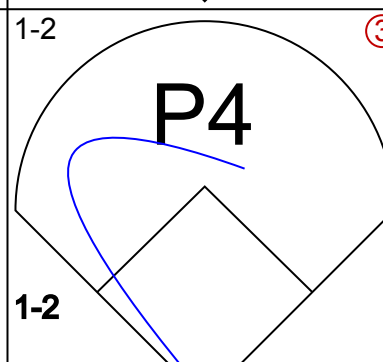
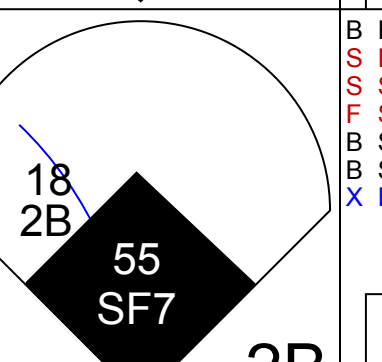
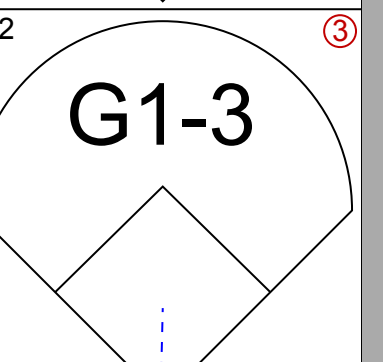

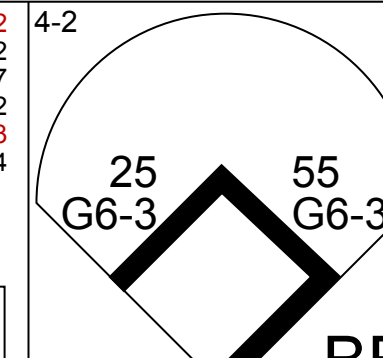
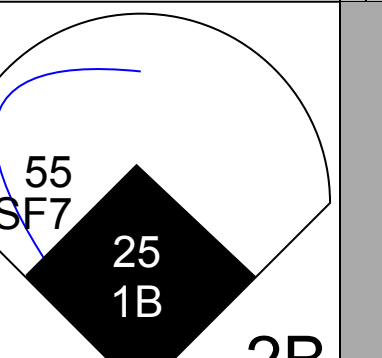
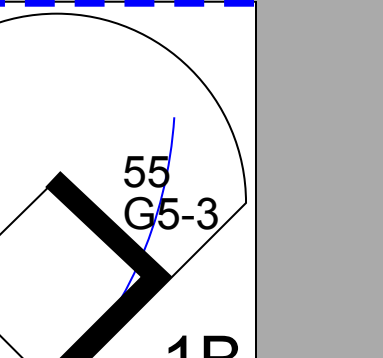

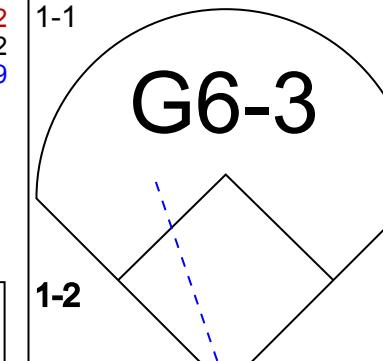
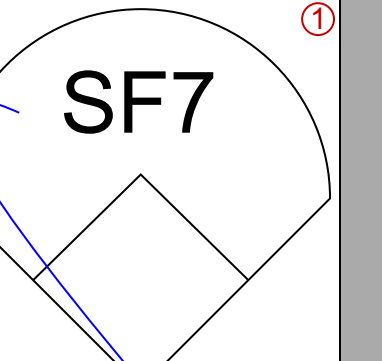
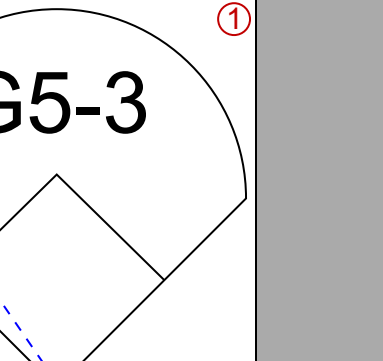

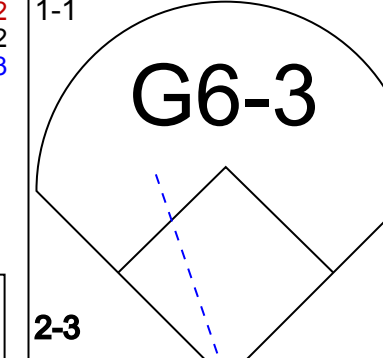
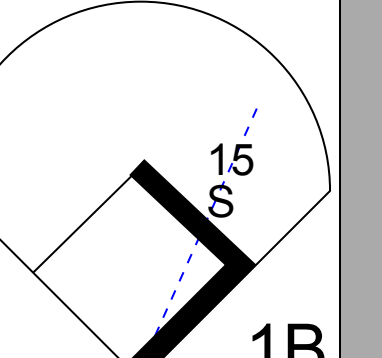
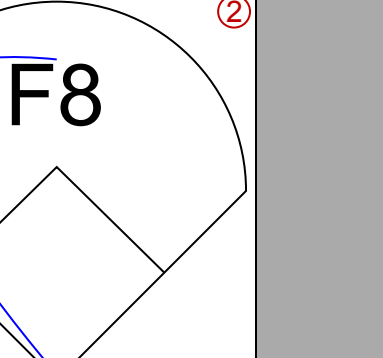

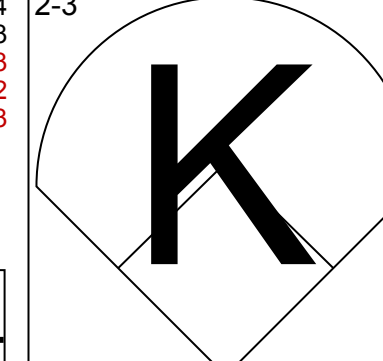
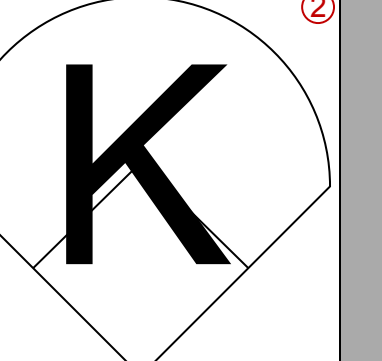
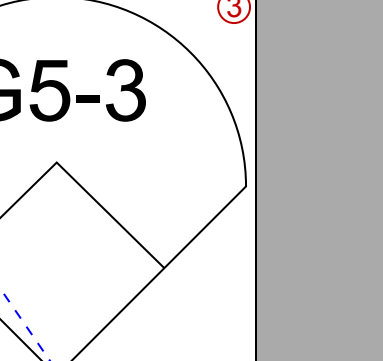


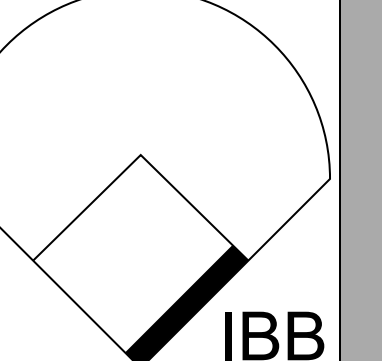



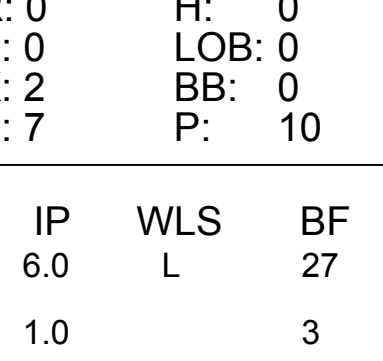
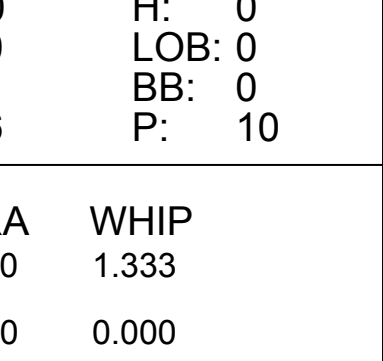
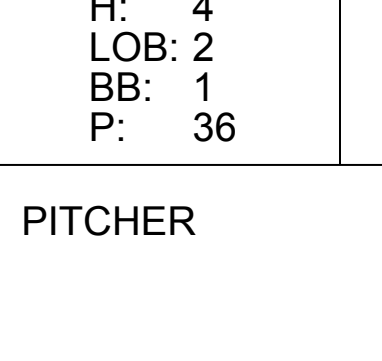

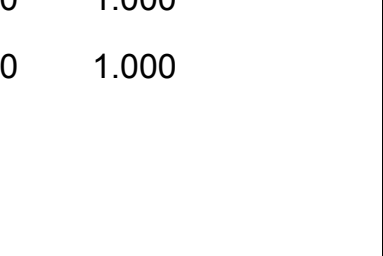









WP: 0  
PB: 1  
SB: 1  
CS: 0

AB 32  
R 3  
H 4  
RBI 3  
BB 2  
SO 10  
LOB 7



WP: 1  
PB: 0  
SB: 0  
CS: 0

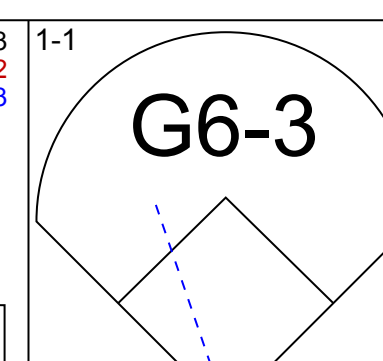
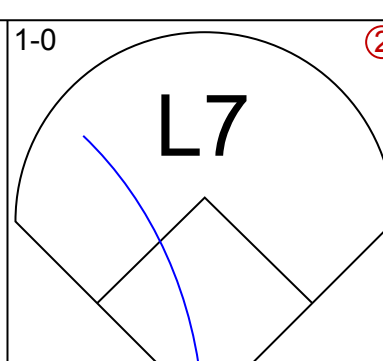
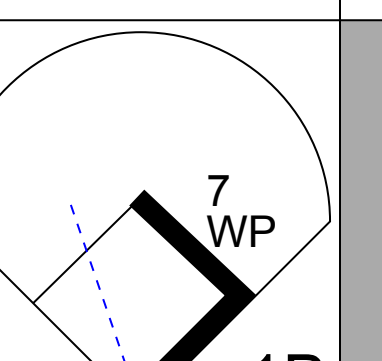
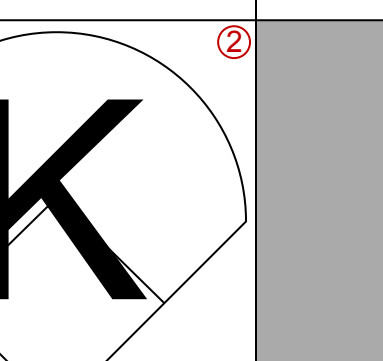
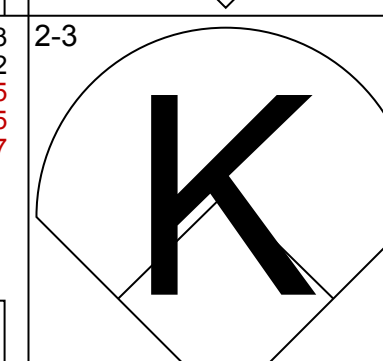
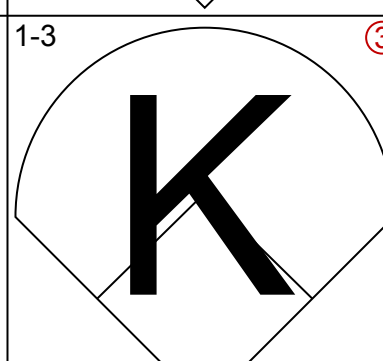
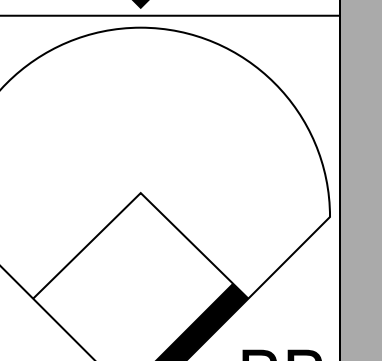
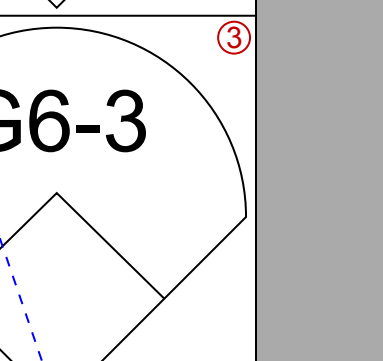
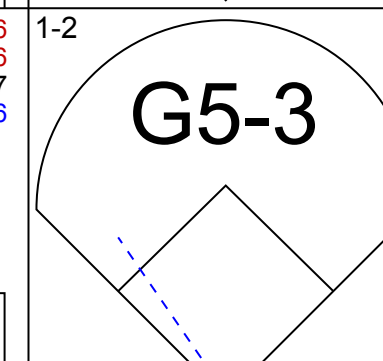
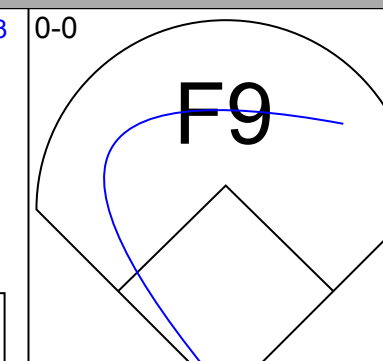
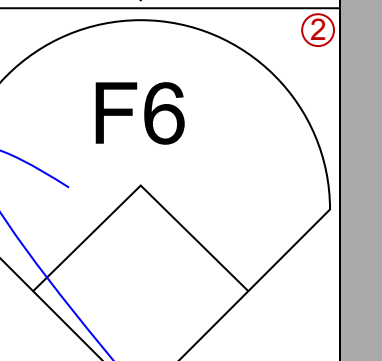

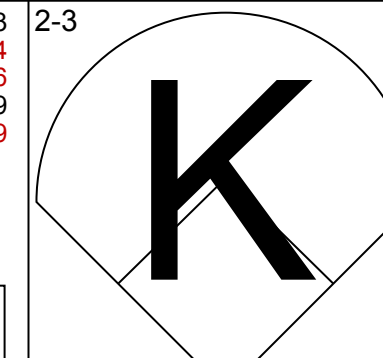
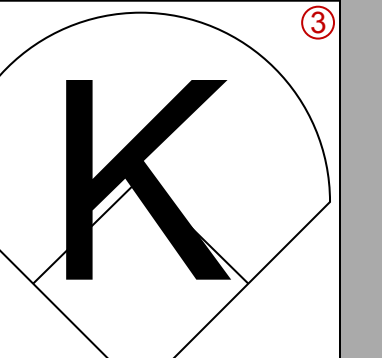

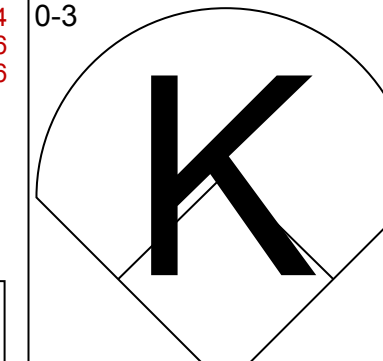


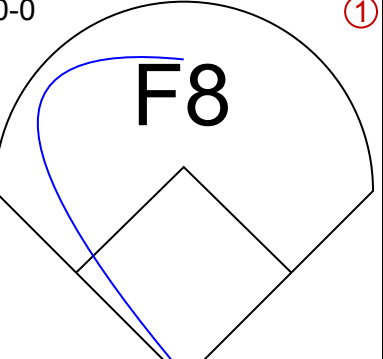
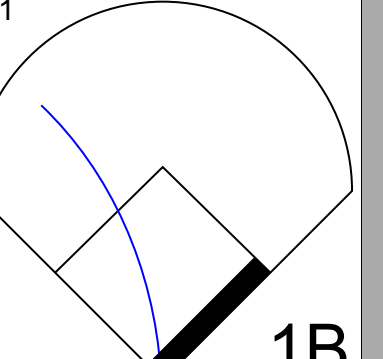

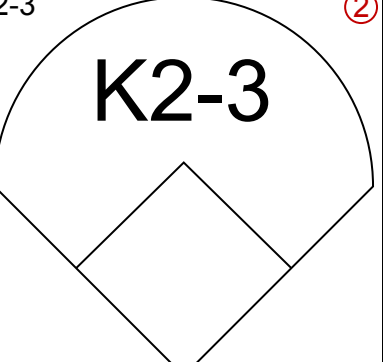


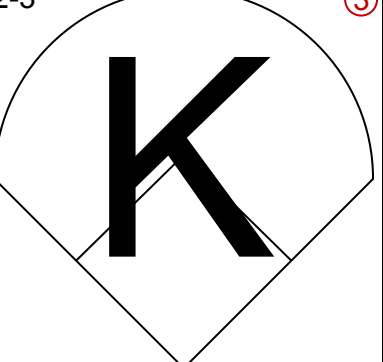
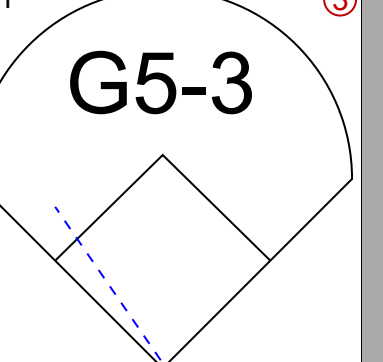



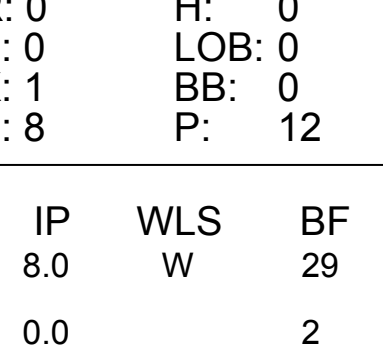
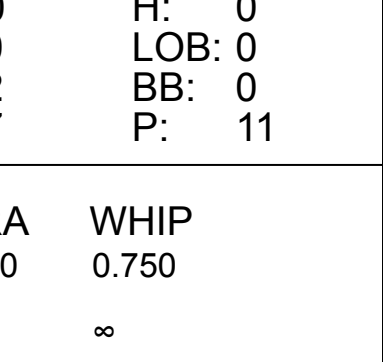
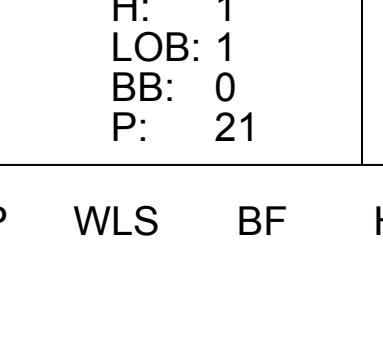





Batter	1	2	3	4	5	6	7	8	9	AB	R	H	RBI	BB	SO	LOB	TOP						
5 Josh Harrison, R OBP: 0.347, SLG: 0.508										5	0	0	0	0	1	1							
23 Travis Snider, L OBP: 0.328, SLG: 0.413										4	1	1	0	1	1	2							
22 Andrew McCutchen, R OBP: 0.402, SLG: 0.538										4	1	1	0	0	0	1							
18 Neil Walker, S OBP: 0.348, SLG: 0.460										3	1	2	1	1	1	0							
55 Russell Martin, R OBP: 0.410, SLG: 0.424										3	1	1	1	0	0	2							
6 Starling Marte, R OBP: 0.357, SLG: 0.447										0	0	0	0	0	0	0							
25 Gregory Polanco, L OBP: 0.313, SLG: 0.342										3	0	1	1	0	0	2							
15 Ike Davis, L OBP: 0.367										3	0	1	1	0	2	2							
17 Gaby Sanchez, R OBP: 0.297, SLG: 0.391										1	0	0	0	0	0	1							
10 Jordy Mercer, R OBP: 0.306, SLG: 0.394										3	0	0	0	1	0	2							
47 Francisco Liriano, L OBP: 0.125, SLG: 0.079										1	0	0	0	0	0	0							
57 Andrew Lambo, L OBP: 0.236, SLG: 0.444										0	0	0	0	0	0	0							
39 Chase d'Arnaud, R										0	0	0	0	0	0	0							
48 Jared Hughes, R										0	0	0	0	0	0	0							
35 Mark Melancon, R										0	0	0	0	0	0	0							
<b>Inning Stats</b>	R: 0 E: 0 K: 2 S: 7	H: 0 LOB: 0 BB: 0 P: 10	R: 1 E: 0 K: 1 S: 12	H: 2 LOB: 1 BB: 0 P: 18	R: 0 E: 0 K: 0 S: 10	H: 0 LOB: 1 BB: 1 P: 16	R: 0 E: 0 K: 1 S: 9	H: 0 LOB: 1 BB: 1 P: 17	R: 0 E: 0 K: 1 S: 6	H: 0 LOB: 0 BB: 0 P: 10	R: 3 E: 0 K: 2 S: 21	H: 4 LOB: 2 BB: 1 P: 36	R: 0 E: 0 K: 0 S: 9	H: 0 LOB: 0 BB: 0 P: 15	R: 0 E: 0 K: 0 S: 10	H: 1 LOB: 1 BB: 0 P: 20	R: 0 E: 0 K: 0 S: 13	H: 1 LOB: 2 BB: 0 P: 18	1B: 5 2B: 3 3B: 0 HR: 0	SF: 1 SAC: 0 DP: 1 HBP: 1	WP: 1 PB: 0 SB: 1 CS: 0	PA: 38	
<b>PITCHER</b>	IP WLS BF H R ER SO BB IBB HBP BLK WP HR S P ERA WHIP	IP WLS BF H R ER SO BB IBB HBP BLK WP HR S P ERA WHIP	IP WLS BF H R ER SO BB IBB HBP BLK WP HR S P ERA WHIP	IP WLS BF H R ER SO BB IBB HBP BLK WP HR S P ERA WHIP	IP WLS BF H R ER SO BB IBB HBP BLK WP HR S P ERA WHIP	IP WLS BF H R ER SO BB IBB HBP BLK WP HR S P ERA WHIP	IP WLS BF H R ER SO BB IBB HBP BLK WP HR S P ERA WHIP	IP WLS BF H R ER SO BB IBB HBP BLK WP HR S P ERA WHIP	IP WLS BF H R ER SO BB IBB HBP BLK WP HR S P ERA WHIP	IP WLS BF H R ER SO BB IBB HBP BLK WP HR S P ERA WHIP	IP WLS BF H R ER SO BB IBB HBP BLK WP HR S P ERA WHIP	IP WLS BF H R ER SO BB IBB HBP BLK WP HR S P ERA WHIP	IP WLS BF H R ER SO BB IBB HBP BLK WP HR S P ERA WHIP	IP WLS BF H R ER SO BB IBB HBP BLK WP HR S P ERA WHIP	IP WLS BF H R ER SO BB IBB HBP BLK WP HR S P ERA WHIP	IP WLS BF H R ER SO BB IBB HBP BLK WP HR S P ERA WHIP	IP WLS BF H R ER SO BB IBB HBP BLK WP HR S P ERA WHIP	IP WLS BF H R ER SO BB IBB HBP BLK WP HR S P ERA WHIP	IP WLS BF H R ER SO BB IBB HBP BLK WP HR S P ERA WHIP	IP WLS BF H R ER SO BB IBB HBP BLK WP HR S P ERA WHIP	IP WLS BF H R ER SO BB IBB HBP BLK WP HR S P ERA WHIP	IP WLS BF H R ER SO BB IBB HBP BLK WP HR S P ERA WHIP	IP WLS BF H R ER SO BB IBB HBP BLK WP HR S P ERA WHIP

Pittsburgh Pirates @ Philadelphia Phillies  
Citizens Bank Park, Philadelphia, PA  
Thu Sep 11 2014, 7:10 PM - 10:18 PM EDT  
Att: 26,535 - Partly Cloudy - 81 F

AB 33  
R 4  
H 8  
RBI 4  
BB 3  
SO 7  
LOB 15



Batter	1	2	3	4	5	6	7	8	9	AB	R	H	RBI	BB	SO	LOB	BOTTOM							
2 Ben Revere, L OBP: 0.326, SLG: 0.368										4	0	1	0	0	1	2								
7 Maikel Franco, R OBP: 0.208, SLG: 0.227										3	0	0	0	1	2	2								
3 Marlon Byrd, R OBP: 0.313, SLG: 0.457										4	1	1	0	0	0	2								
6 Ryan Howard, L OBP: 0.309, SLG: 0.377										2	0	0	0	2	2	2								
18 Darin Ruf, R OBP: 0.325, SLG: 0.408										4	0	0	0	0	3	3								
51 Carlos Ruiz, R OBP: 0.355, SLG: 0.387										4	0	2	1	0	0	1								
16 César Hernández, S OBP: 0.288, SLG: 0.278										3	0	1	0	0	2	1								
26 Chase Utley, L OBP: 0.342, SLG: 0.415										1	0	0	0	0	1	2								
13 Freddy Galvis, S OBP: 0.192, SLG: 0.239										3	0	1	0	0	1	1								
24 Grady Sizemore, L OBP: 0.307, SLG: 0.373										1	0	0	0	0	0	2								
34 A.J. Burnett, R ERA: 3.53										1	0	0	0	0	1	2								
25 Cody Anderson, L ERA: 3.33										1	0	0	0	0	0	0								
57 Luis García, R ERA: 2.1										0	0	0	0	0	0	0								
59 Antonio Bastardo, R ERA: 4.07										0	0	0	0	0	0	0								
19 Tony Cwynn Jr., L ERA: 3.96										1	0	0	0	0	0	0								
75 Miguel Alfredo Gonzalez, R ERA: 6.0										0	0	0	0	0	0	0								
<b>Inning Stats</b>	R: 0 E: 0 K: 1 S: 8	H: 0 LOB: 0 BB: 0 P: 12	R: 0 E: 0 K: 1 S: 9	H: 0 LOB: 0 BB: 1 P: 14	R: 0 E: 0 K: 2 S: 9	H: 2 LOB: 2 BB: 0 P: 12	R: 0 E: 0 K: 2 S: 7	H: 0 LOB: 0 BB: 0 P: 9	R: 0 E: 0 K: 2 S: 7	H: 0 LOB: 0 BB: 0 P: 11	R: 0 E: 0 K: 2 S: 11	H: 1 LOB: 2 BB: 1 P: 17	R: 0 E: 0 K: 1 S: 11	H: 1 LOB: 1 BB: 0 P: 21	R: 0 E: 0 K: 1 S: 7	H: 0 LOB: 0 BB: 0 P: 10	R: 0 E: 0 K: 0 S: 13	H: 0 LOB: 0 BB: 1 P: 19	1B: 6 2B: 0 3B: 0 HR: 0	SF: 0 SAC: 0 DP: 1 HBP: 0	WP: 2 PB: 0 SB: 0 CS: 0	PA: 35		
<b>PITCHER</b>	IP WLS BF H R ER SO BB IBB HBP BLK WP HR S P ERA WHIP	IP WLS BF H R ER SO BB IBB HBP BLK WP HR S P ERA WHIP	IP WLS BF H R ER SO BB IBB HBP BLK WP HR S P ERA WHIP	IP WLS BF H R ER SO BB IBB HBP BLK WP HR S P ERA WHIP	IP WLS BF H R ER SO BB IBB HBP BLK WP HR S P ERA WHIP	IP WLS BF H R ER SO BB IBB HBP BLK WP HR S P ERA WHIP	IP WLS BF H R ER SO BB IBB HBP BLK WP HR S P ERA WHIP	IP WLS BF H R ER SO BB IBB HBP BLK WP HR S P ERA WHIP	IP WLS BF H R ER SO BB IBB HBP BLK WP HR S P ERA WHIP	IP WLS BF H R ER SO BB IBB HBP BLK WP HR S P ERA WHIP	IP WLS BF H R ER SO BB IBB HBP BLK WP HR S P ERA WHIP	IP WLS BF H R ER SO BB IBB HBP BLK WP HR S P ERA WHIP	IP WLS BF H R ER SO BB IBB HBP BLK WP HR S P ERA WHIP	IP WLS BF H R ER SO BB IBB HBP BLK WP HR S P ERA WHIP	IP WLS BF H R ER SO BB IBB HBP BLK WP HR S P ERA WHIP	IP WLS BF H R ER SO BB IBB HBP BLK WP HR S P ERA WHIP	IP WLS BF H R ER SO BB IBB HBP BLK WP HR S P ERA WHIP	IP WLS BF H R ER SO BB IBB HBP BLK WP HR S P ERA WHIP	IP WLS BF H R ER SO BB IBB HBP BLK WP HR S P ERA WHIP	IP WLS BF H R ER SO BB IBB HBP BLK WP HR S P ERA WHIP	IP WLS BF H R ER SO BB IBB HBP BLK WP HR S P ERA WHIP	IP WLS BF H R ER SO BB IBB HBP BLK WP HR S P ERA WHIP	IP WLS BF H R ER SO BB IBB HBP BLK WP HR S P ERA WHIP	IP WLS BF H R ER SO BB IBB HBP BLK WP HR S P ERA WHIP

Pittsburgh Pirates @ Philadelphia Phillies  
Citizens Bank Park, Philadelphia, PA  
Thu Sep 11 2014, 7:10 PM - 10:18 PM EDT  
Att: 26,535 - Partly Cloudy - 81 F

AB 32  
R 1  
H 6  
RBI 1  
BB 3  
SO 14  
LOB 20










Batter	1	2	3	4	5	6	7	8	9	AB	R	H	RBI	BB	SO	LOB	TOP			
21 Christian Yelich, L (1,7) OBP: 0.371, SLG: 0.417	G3-1		1B		K		K			4	0	1	0	0	2	3	<b>Miami Marlins @ Philadelphia Phillies</b> Citizens Bank Park, Philadelphia, PA Sat Sep 13 2014, 7:09 PM - 9:41 PM EDT Att: 26,163 - Cloudy - 67 F			
17 Donovan Solano, R (1,4) OBP: 0.302, SLG: 0.315	P3		CS	L9		BB		G6-3		3	0	0	0	1	0					
9 Casey McGehee, R (1,5) OBP: 0.365, SLG: 0.370	F8				1B		K		K	4	0	1	0	0	2	1				
13 Marcell Ozuna, R (1,8) OBP: 0.320, SLG: 0.462		K			1B		K		BB	3	0	1	0	1	2	1				
46 Garrett Jones, L (1,9) OBP: 0.310, SLG: 0.410		HR			1B				BB	4	1	1	1	0	1	4				
48 Justin Bour, L (1,3) OBP: 0.326, SLG: 0.289	L8				F8				G6-3	4	0	1	0	0	0	2				
3 Adeiny Hechavarria, R (1,6) OBP: 0.311, SLG: 0.363			G6-3																	
6 Jeff Mathis, R (1,2) OBP: 0.263, SLG: 0.273					G5-3															
1 Jordany Valdespin, L (9,PH) OBP: 0.277, SLG: 0.368						1B			G1-3	3	0	1	0	0	1	2				
52 Brad Hand, L (1,1) OBP: 0.042, SLG: 0.042					G6-3					1	0	0	0	0	0	0				
5 Reed Johnson, R (7,PH) OBP: 0.254, SLG: 0.321						SH3-4				1	0	1	0	0	0	0				
36 Sam Dyson, R (7,1) OBP: 0.254, SLG: 0.321										0	0	0	0	0	0	0				
<b>Inning Stats</b>	R: 0 E: 0 K: 0 S: 5	H: 0 LOB: 0 BB: 0 P: 10	R: 1 E: 0 K: 1 S: 10	H: 1 LOB: 0 BB: 0 P: 15	R: 0 E: 0 K: 0 S: 7	H: 1 LOB: 0 BB: 0 P: 11	R: 0 E: 0 K: 1 S: 10	H: 2 LOB: 2 BB: 0 P: 14	R: 0 E: 0 K: 2 S: 9	H: 0 LOB: 1 BB: 1 P: 13	R: 0 E: 0 K: 2 S: 10	H: 3 LOB: 2 BB: 0 P: 16	R: 0 E: 0 K: 1 S: 11	H: 0 LOB: 1 BB: 1 P: 18	R: 0 E: 0 K: 1 S: 7	H: 0 LOB: 0 BB: 0 P: 8	1B: 7 2B: 0 3B: 0 HR: 1	SF: 0 SAC: 1 DP: 0 HBP: 0	WP: 0 PB: 0 SB: 0 CS: 1	PA: 36
<b>PITCHER</b>	IP WLS BF H R ER SO BB IBB HBP BLK WP HR S P ERA WHIP	IP WLS BF H R ER SO BB IBB HBP BLK WP HR S P ERA WHIP	IP WLS BF H R ER SO BB IBB HBP BLK WP HR S P ERA WHIP	IP WLS BF H R ER SO BB IBB HBP BLK WP HR S P ERA WHIP	IP WLS BF H R ER SO BB IBB HBP BLK WP HR S P ERA WHIP	IP WLS BF H R ER SO BB IBB HBP BLK WP HR S P ERA WHIP	IP WLS BF H R ER SO BB IBB HBP BLK WP HR S P ERA WHIP	IP WLS BF H R ER SO BB IBB HBP BLK WP HR S P ERA WHIP	IP WLS BF H R ER SO BB IBB HBP BLK WP HR S P ERA WHIP	IP WLS BF H R ER SO BB IBB HBP BLK WP HR S P ERA WHIP	IP WLS BF H R ER SO BB IBB HBP BLK WP HR S P ERA WHIP	IP WLS BF H R ER SO BB IBB HBP BLK WP HR S P ERA WHIP	IP WLS BF H R ER SO BB IBB HBP BLK WP HR S P ERA WHIP	IP WLS BF H R ER SO BB IBB HBP BLK WP HR S P ERA WHIP	IP WLS BF H R ER SO BB IBB HBP BLK WP HR S P ERA WHIP	IP WLS BF H R ER SO BB IBB HBP BLK WP HR S P ERA WHIP				

Batter	1	2	3	4	5	6	7	8	9	AB	R	H	RBI	BB	SO	LOB	BOTTOM			
2 Ben Revere, L (1,8) OBP: 0.326, SLG: 0.367	7 WP 1B		F8			26 WP 7 G6-3 1B		G1-3		4	1	2	0	0	0	0	<b>Miami Marlins @ Philadelphia Phillies</b> Citizens Bank Park, Philadelphia, PA Sat Sep 13 2014, 7:09 PM - 9:41 PM EDT Att: 26,163 - Cloudy - 67 F			
7 Maikel Franco, R (1,3) OBP: 0.214, SLG: 0.231	3 2B 1B		F9			G6-3				3	1	1	1	0	0	1				
26 Chase Utley, L (1,4) OBP: 0.343, SLG: 0.416	F9		G4-3			F8				3	0	0	0	0	0	2				
3 Marlon Byrd, R (1,9) OBP: 0.314, SLG: 0.456	1H 2B		G4-3			G5-3				3	0	1	1	0	0	1				
18 Darin Ruf, R (1,7) OBP: 0.314, SLG: 0.392	G6-3				P4					2	0	0	0	0	0	1				
9 Domonic Brown, L (7,PH) OBP: 0.285, SLG: 0.348	G6-3									1	0	0	0	0	0	0				
25 Cody Asche, L (1,5) OBP: 0.310, SLG: 0.395	P3									3	0	0	0	0	2	1				
21 Wil Nieves, R (1,2) OBP: 0.270, SLG: 0.361			K					G6-3		3	0	0	0	0	2	0				
13 Freddy Galvis, S (1,6) OBP: 0.175, SLG: 0.216		G6-3				G3				3	0	0	0	0	0	0				
38 Kyle Kendrick, R (1,1) OBP: 0.097, SLG: 0.082		G6-3								2	0	0	0	0	1	0				
63 Jake Diekmann, R (7,1) OBP: 0.285, SLG: 0.348										0	0	0	0	0	0	0				
6 Ryan Howard, L (8,PH) OBP: 0.310, SLG: 0.376										1	0	0	0	0	1	0				
56 Jonathan Papelbon, R (9,1) OBP: 0.270, SLG: 0.361										0	0	0	0	0	0	0				
<b>Inning Stats</b>	R: 2 E: 0 K: 0 S: 15	H: 3 LOB: 1 BB: 0 P: 20	R: 0 E: 0 K: 1 S: 7	H: 0 LOB: 0 BB: 0 P: 10	R: 0 E: 0 K: 0 S: 3	H: 0 LOB: 0 BB: 0 P: 9	R: 0 E: 0 K: 1 S: 7	H: 0 LOB: 0 BB: 0 P: 12	R: 0 E: 0 K: 2 S: 10	H: 1 LOB: 1 BB: 0 P: 14	R: 0 E: 0 K: 0 S: 9	H: 0 LOB: 0 BB: 0 P: 18	R: 0 E: 0 K: 1 S: 6	H: 0 LOB: 0 BB: 0 P: 8	R: 0 E: 0 K: 1 S: 9	H: 0 LOB: 0 BB: 0 P: 11	1B: 3 2B: 1 3B: 0 HR: 0	SF: 0 SAC: 0 DP: 0 HBP: 0	WP: 2 PB: 0 SB: 0 CS: 0	PA: 28
<b>PITCHER</b>	IP WLS BF H R ER SO BB IBB HBP BLK WP HR S P ERA WHIP	IP WLS BF H R ER SO BB IBB HBP BLK WP HR S P ERA WHIP	IP WLS BF H R ER SO BB IBB HBP BLK WP HR S P ERA WHIP	IP WLS BF H R ER SO BB IBB HBP BLK WP HR S P ERA WHIP	IP WLS BF H R ER SO BB IBB HBP BLK WP HR S P ERA WHIP	IP WLS BF H R ER SO BB IBB HBP BLK WP HR S P ERA WHIP	IP WLS BF H R ER SO BB IBB HBP BLK WP HR S P ERA WHIP	IP WLS BF H R ER SO BB IBB HBP BLK WP HR S P ERA WHIP	IP WLS BF H R ER SO BB IBB HBP BLK WP HR S P ERA WHIP	IP WLS BF H R ER SO BB IBB HBP BLK WP HR S P ERA WHIP	IP WLS BF H R ER SO BB IBB HBP BLK WP HR S P ERA WHIP	IP WLS BF H R ER SO BB IBB HBP BLK WP HR S P ERA WHIP	IP WLS BF H R ER SO BB IBB HBP BLK WP HR S P ERA WHIP	IP WLS BF H R ER SO BB IBB HBP BLK WP HR S P ERA WHIP	IP WLS BF H R ER SO BB IBB HBP BLK WP HR S P ERA WHIP	IP WLS BF H R ER SO BB IBB HBP BLK WP HR S P ERA WHIP				


livebaseballscorecards.com

AB 32  
R 1  
H 8  
RBI 1  
BB 2  
SO 9  
LOB 13



livebaseballscorecards.com

AB 28  
R 2  
H 4  
RBI 2  
BB 0  
SO 6  
LOB 6





Batter	1	2	3	4	5	6	7	8	9	AB	R	H	RBI	BB	SO	LOB	TOP									
21 Christian Yelich, L OBP: 0.373, SLG: 0.417	FC5-4 BB		G4-3 1B		F8		F7		48 1B 13 WP 1B	4	1	2	1	1	0	1										
5 Reed Johnson, R OBP: 0.249, SLG: 0.313	FC5-4 1-2		P3		E6		K2-3		13 WP 1B	4	0	0	0	0	1	3										
48 Justin Bour, L OBP: 0.341, SLG: 0.308	FC5-4 1-2		G4-3 1B		K				13 WP 1B	5	0	1	0	0	2	5										
9 Casey McGehee, R OBP: 0.364, SLG: 0.368	FC5-4 1-2		G4-3 1B		G6-3				K	5	0	1	0	0	1	5										
13 Marcell Ozuna, R OBP: 0.318, SLG: 0.459	1B		G4-3 1B		G6-3				K	5	0	1	0	0	1	5										
46 Garrett Jones, L OBP: 0.307, SLG: 0.406	P5		F7		K				F7	4	0	0	0	0	1	4										
39 Jarrod Saltalamacchia, R OBP: 0.329, SLG: 0.375	12 FC5-4 1B		G6-3		G3				3 1B 1 G3 2B	4	0	2	0	0	0	0										
60 J.T. Realmuto, R OBP: 0.298, SLG: 0.290	FC5-4 1-2		HR		F8				1 G3 21 1B 3 1B BB	3	2	1	1	1	0	1										
6 Jeff Mathis, R OBP: 0.263, SLG: 0.273	F8		G6-3		G4-3				21 1B 48 1B 1 G3 1B	4	1	1	0	0	0	1										
3 Adeiny Hechavarria, R OBP: 0.310, SLG: 0.363	F8		G5-3		P4				2 1B 2 3 1-2 3-H	2	0	0	0	0	0	1										
34 Tom Koehler, R ERA: 3.75	G5-3		P4		E1				G3	2	0	0	0	0	0	1										
59 Ed Lucas, R ERA: 4.03										2	0	0	0	0	0	0										
22 Carter Capps, R ERA: 2.52										1	0	0	0	0	0	0										
43 Dan Jennings, L ERA: 1.41										0	0	0	0	0	0	0										
28 Anthony DeSclafani, R ERA: 7.06										1	0	0	0	0	0	2										
1 Jordany Valdespin, L ERA: 3.38										0	0	0	0	0	0	0										
31 Steve Cishek, R ERA: 3.38										0	0	0	0	0	0	0										
<b>Inning Stats</b>	R: 0 H: 1 E: 0 K: 0 S: 14	H: 1 LOB: 2 BB: 1 P: 22	R: 0 H: 1 E: 0 K: 0 S: 8	H: 1 LOB: 1 BB: 0 P: 12	R: 0 H: 2 E: 0 K: 0 S: 9	H: 2 LOB: 0 BB: 0 P: 15	R: 1 H: 1 E: 0 K: 0 S: 7	H: 1 LOB: 0 BB: 0 P: 14	R: 0 H: 0 E: 0 K: 1 S: 6	H: 0 LOB: 0 BB: 0 P: 9	R: 0 H: 0 E: 0 K: 1 S: 7	H: 0 LOB: 0 BB: 0 P: 12	R: 0 H: 0 E: 1 K: 1 S: 9	H: 0 LOB: 1 BB: 0 P: 11	R: 0 H: 0 E: 0 K: 1 S: 6	H: 0 LOB: 0 BB: 0 P: 10	R: 4 H: 4 E: 0 K: 1 S: 25	H: 4 LOB: 1 BB: 1 P: 38	1B: 7 2B: 1 3B: 0 HR: 1	SF: 0 SAC: 0 DP: 0 HBP: 0	WP: 1 PB: 0 SB: 0 CS: 0	PA: 40				
<b>PITCHER</b>	IP WLS BF H R ER SO BB IBB HBP BLK WP HR S P ERA WHIP	IP WLS BF H R ER SO BB IBB HBP BLK WP HR S P ERA WHIP	IP WLS BF H R ER SO BB IBB HBP BLK WP HR S P ERA WHIP	IP WLS BF H R ER SO BB IBB HBP BLK WP HR S P ERA WHIP	IP WLS BF H R ER SO BB IBB HBP BLK WP HR S P ERA WHIP	IP WLS BF H R ER SO BB IBB HBP BLK WP HR S P ERA WHIP	IP WLS BF H R ER SO BB IBB HBP BLK WP HR S P ERA WHIP	IP WLS BF H R ER SO BB IBB HBP BLK WP HR S P ERA WHIP	IP WLS BF H R ER SO BB IBB HBP BLK WP HR S P ERA WHIP	IP WLS BF H R ER SO BB IBB HBP BLK WP HR S P ERA WHIP	IP WLS BF H R ER SO BB IBB HBP BLK WP HR S P ERA WHIP	IP WLS BF H R ER SO BB IBB HBP BLK WP HR S P ERA WHIP	IP WLS BF H R ER SO BB IBB HBP BLK WP HR S P ERA WHIP	IP WLS BF H R ER SO BB IBB HBP BLK WP HR S P ERA WHIP	IP WLS BF H R ER SO BB IBB HBP BLK WP HR S P ERA WHIP	IP WLS BF H R ER SO BB IBB HBP BLK WP HR S P ERA WHIP	IP WLS BF H R ER SO BB IBB HBP BLK WP HR S P ERA WHIP	IP WLS BF H R ER SO BB IBB HBP BLK WP HR S P ERA WHIP	IP WLS BF H R ER SO BB IBB HBP BLK WP HR S P ERA WHIP	IP WLS BF H R ER SO BB IBB HBP BLK WP HR S P ERA WHIP	IP WLS BF H R ER SO BB IBB HBP BLK WP HR S P ERA WHIP	IP WLS BF H R ER SO BB IBB HBP BLK WP HR S P ERA WHIP	IP WLS BF H R ER SO BB IBB HBP BLK WP HR S P ERA WHIP	IP WLS BF H R ER SO BB IBB HBP BLK WP HR S P ERA WHIP	IP WLS BF H R ER SO BB IBB HBP BLK WP HR S P ERA WHIP	
2 Ben Revere, L OBP: 0.327, SLG: 0.367	G6-3 1B		G4-3 2-3		G4-3				7 1B 26 FC6 1B	5	1	2	0	0	1	3										
7 Maikel Franco, R OBP: 0.212, SLG: 0.226	P2		P3		P3				P3	5	0	1	1	0	1	4										
26 Chase Utley, L OBP: 0.342, SLG: 0.415	G3-1		G4-3 1B		G6-3				FC6 9 BB 1B	5	1	1	1	0	1	3										
6 Ryan Howard, L OBP: 0.313, SLG: 0.378	F7		G4-6-3 1B		G3				9 BB 1B	3	1	2	0	1	0	1										
19 Tony Gwynn Jr., L OBP: 0.271, SLG: 0.196	F7		G4-6-3 1B		G3				9 BB 1B	0	0	0	0	0	0	0										
24 Grady Sizemore, L OBP: 0.306, SLG: 0.372	F8		G4-6-3 1B		G3				F7	4	0	1	0	0	0	3										
9 Dominic Brown, L OBP: 0.284, SLG: 0.346	F8		G4-6-3 1B		G3-1					3	0	0	0	1	0	3										
58 Jonathan Papelbon, R ERA: 1.41	F8		G4-6-3 1B		G3-1				BB	0	0	0	0	0	0	0										
51 Carlos Ruiz, R OBP: 0.350, SLG: 0.381	F7		G4-6-3 1B		G3				G3	4	0	1	1	0	1	3										
13 Freddy Galvis, S OBP: 0.190, SLG: 0.221			P4		K2-3				25 1B BB	3	1	1	0	1	1	1										
55 David Buchanan, R ERA: 3.71			K		F8					2	0	0	0	0	2	1										
18 Darin Ruf, R OBP: 0.310, SLG: 0.387			K							1	0	0	0	0	0	0										
30 Justin De Fratus, S OBP: 0.372, SLG: 0.396			K							1	0	0	0	0	0	0										
25 Cody Asche, L OBP: 0.372, SLG: 0.396			K							1	0	1	0	0	0	0										
<b>Inning Stats</b>	R: 0 H: 1 E: 0 K: 0 S: 14	H: 0 LOB: 0 BB: 0 P: 11	R: 1 H: 2 E: 0 K: 1 S: 10	H: 2 LOB: 1 BB: 0 P: 15	R: 2 H: 3 E: 0 K: 0 S: 8	H: 3 LOB: 1 BB: 1 P: 19	R: 0 H: 0 E: 0 K: 1 S: 7	H: 0 LOB: 0 BB: 0 P: 12	R: 0 H: 1 E: 0 K: 2 S: 9	H: 1 LOB: 1 BB: 0 P: 12	R: 0 H: 0 E: 0 K: 2 S: 11	H: 0 LOB: 0 BB: 0 P: 13	R: 0 H: 0 E: 0 K: 0 S: 16	H: 2 LOB: 3 BB: 1 P: 28	R: 1 H: 2 E: 0 K: 3 S: 15	H: 2 LOB: 2 BB: 1 P: 24	1B: 9 2B: 1 3B: 0 HR: 0	SF: 0 SAC: 0 DP: 1 HBP: 0	WP: 0 PB: 1 SB: 2 CS: 0	PA: 39						
<b>PITCHER</b>	IP WLS BF H R ER SO BB IBB HBP BLK WP HR S P ERA WHIP	IP WLS BF H R ER SO BB IBB HBP BLK WP HR S P ERA WHIP	IP WLS BF H R ER SO BB IBB HBP BLK WP HR S P ERA WHIP	IP WLS BF H R ER SO BB IBB HBP BLK WP HR S P ERA WHIP	IP WLS BF H R ER SO BB IBB HBP BLK WP HR S P ERA WHIP	IP WLS BF H R ER SO BB IBB HBP BLK WP HR S P ERA WHIP	IP WLS BF H R ER SO BB IBB HBP BLK WP HR S P ERA WHIP	IP WLS BF H R ER SO BB IBB HBP BLK WP HR S P ERA WHIP	IP WLS BF H R ER SO BB IBB HBP BLK WP HR S P ERA WHIP	IP WLS BF H R ER SO BB IBB HBP BLK WP HR S P ERA WHIP	IP WLS BF H R ER SO BB IBB HBP BLK WP HR S P ERA WHIP	IP WLS BF H R ER SO BB IBB HBP BLK WP HR S P ERA WHIP	IP WLS BF H R ER SO BB IBB HBP BLK WP HR S P ERA WHIP	IP WLS BF H R ER SO BB IBB HBP BLK WP HR S P ERA WHIP	IP WLS BF H R ER SO BB IBB HBP BLK WP HR S P ERA WHIP	IP WLS BF H R ER SO BB IBB HBP BLK WP HR S P ERA WHIP	IP WLS BF H R ER SO BB IBB HBP BLK WP HR S P ERA WHIP	IP WLS BF H R ER SO BB IBB HBP BLK WP HR S P ERA WHIP	IP WLS BF H R ER SO BB IBB HBP BLK WP HR S P ERA WHIP	IP WLS BF H R ER SO BB IBB HBP BLK WP HR S P ERA WHIP	IP WLS BF H R ER SO BB IBB HBP BLK WP HR S P ERA WHIP	IP WLS BF H R ER SO BB IBB HBP BLK WP HR S P ERA WHIP	IP WLS BF H R ER SO BB IBB HBP BLK WP HR S P ERA WHIP	IP WLS BF H R ER SO BB IBB HBP BLK WP HR S P ERA WHIP	IP WLS BF H R ER SO BB IBB HBP BLK WP HR S P ERA WHIP	IP WLS BF H R ER SO BB IBB HBP BLK WP HR S P ERA WHIP

Miami Marlins @ Philadelphia Phillies  
Citizens Bank Park, Philadelphia, PA

AB 38  
R 5  
H 9  
RBI 4  
BB 2  
SO 5  
LOB 23



WP: 1  
PB: 0  
SB: 0  
CS: 0

Miami Marlins @ Philadelphia Phillies  
Citizens Bank Park, Philadelphia, PA

AB 36  
R 4  
H 10  
RBI 3  
BB 3  
SO 7  
LOB 22



WP: 0  
PB: 1  
SB: 2  
CS: 0

Sun Sep 14 2014, 1:41 PM - 4:58 PM EDT  
Att: 30,201 - Partly Cloudy - 64 F

Sun Sep 14 2014, 1:41 PM - 4:58 PM EDT  
Att: 30,201 - Partly Cloudy - 64 F

livebaseballscorecards.com

livebaseballscorecards.com



Batter	1	2	3	4	5	6	7	8	9	AB	R	H	RBI	BB	SO	LOB	TOP			
2 Ben Revere, L OBP: 0.325, SLG: 0.365										4	0	0	0	0	0	0	<b>Philadelphia Phillies @ San Diego Padres</b> Petco Park, San Diego, CA Mon Sep 15 2014, 7:11 PM - 9:19 PM PDT Att: 17,558 - Clear - 81 F <a href="http://livebaseballscorecards.com">livebaseballscorecards.com</a>			
25 Cody Asche, L OBP: 0.395, SLG: 0.393										3	0	0	0	0	1	0				
26 Chase Utley, L OBP: 0.342, SLG: 0.414										2	0	0	0	1	0	0				
6 Ryan Howard, L OBP: 0.311, SLG: 0.376										3	0	0	0	0	2	1				
3 Marlon Byrd, R OBP: 0.314, SLG: 0.456										3	0	1	0	0	1	0				
9 Dornic Brown, L OBP: 0.285, SLG: 0.345										3	0	1	0	0	0	1				
21 Wil Nieves, R OBP: 0.265, SLG: 0.355										2	0	0	0	0	1	1				
18 Darin Ruf, R OBP: 0.307, SLG: 0.382										1	0	0	0	0	0	0				
51 Carlos Ruiz, R OBP: 0.350, SLG: 0.381										0	0	0	0	0	0	0				
13 Freddy Galvis, S OBP: 0.184, SLG: 0.213										3	0	0	0	0	1	0				
31 Jerome Williams, R OBP: 0.091, SLG: 0.091										2	0	0	0	0	1	0				
56 Cesar Jimenez, L OBP: 0.306, SLG: 0.371										0	0	0	0	0	0	0				
57 Luis Garcia, R OBP: 0.306, SLG: 0.371										0	0	0	0	0	0	0				
24 Grady Sizemore, L OBP: 0.306, SLG: 0.371										1	0	0	0	0	0	0				
<b>Inning Stats</b>	R: 0 E: 0 K: 1 S: 8	H: 0 LOB: 0 BB: 0 P: 11	R: 0 E: 0 K: 0 S: 7	H: 0 LOB: 0 BB: 0 P: 7	R: 0 E: 0 K: 2 S: 9	H: 0 LOB: 1 BB: 0 P: 11	R: 0 E: 0 K: 1 S: 6	H: 0 LOB: 1 BB: 1 P: 11	R: 0 E: 0 K: 1 S: 9	H: 0 LOB: 0 BB: 0 P: 12	R: 0 E: 0 K: 1 S: 10	H: 0 LOB: 0 BB: 0 P: 13	R: 0 E: 0 K: 0 S: 4	H: 1 LOB: 0 BB: 0 P: 5	R: 0 E: 0 K: 1 S: 9	H: 0 LOB: 0 BB: 0 P: 15	1B: 2 2B: 2 3B: 0 HR: 0	SF: 0 SAC: 0 DP: 2 HBP: 0	WP: 0 PB: 0 SB: 0 CS: 0	PA: 28
<b>PITCHER</b> 34 Andrew Cashner, R ERA: 2.2	IP: 9.0 WLS: W BF: 28 H: 2 R: 0 ER: 0 SO: 7 BB: 1 IBB: 0 HBP: 0 BLK: 0 WP: 0 HR: 0 S: 68 P: 92 ERA: 0.00 WHIP: 0.333																			

Batter	1	2	3	4	5	6	7	8	9	AB	R	H	RBI	BB	SO	LOB	BOTTOM			
27 Yangervis Solarte, S OBP: 0.343, SLG: 0.376										4	0	1	0	0	0	2	<b>Philadelphia Phillies @ San Diego Padres</b> Petco Park, San Diego, CA Mon Sep 15 2014, 7:11 PM - 9:19 PM PDT Att: 17,558 - Clear - 81 F <a href="http://livebaseballscorecards.com">livebaseballscorecards.com</a>			
12 Seth Smith, L OBP: 0.367, SLG: 0.444										3	0	0	0	1	2	0				
9 Jedd Gyorko, R OBP: 0.269, SLG: 0.339										3	0	1	0	1	1	0				
8 Yasmani Grandal, S OBP: 0.307, SLG: 0.380										4	0	0	0	0	1	4				
44 René Rivera, R OBP: 0.319, SLG: 0.430										3	1	1	0	0	0	0				
5 Alexi Amarista, L OBP: 0.287, SLG: 0.298										3	0	0	0	0	0	1				
4 Jake Goebbert, L OBP: 0.320, SLG: 0.356										3	0	0	0	0	1	1				
24 Cameron Maybin, R OBP: 0.281, SLG: 0.343										0	0	0	0	0	0	0				
25 Will Venable, L OBP: 0.290, SLG: 0.317										1	0	0	0	2	1	0				
34 Andrew Cashner, R OBP: 0.129, SLG: 0.161										3	0	0	0	0	0	2				
<b>Inning Stats</b>	R: 0 E: 0 K: 1 S: 8	H: 1 LOB: 1 BB: 0 P: 10	R: 1 E: 1 K: 0 S: 13	H: 1 LOB: 2 BB: 1 P: 19	R: 0 E: 0 K: 2 S: 10	H: 0 LOB: 0 BB: 0 P: 16	R: 0 E: 0 K: 1 S: 9	H: 0 LOB: 0 BB: 0 P: 14	R: 0 E: 0 K: 1 S: 8	H: 0 LOB: 0 BB: 0 P: 11	R: 0 E: 0 K: 1 S: 14	H: 0 LOB: 0 BB: 0 P: 20	R: 0 E: 0 K: 0 S: 6	H: 0 LOB: 0 BB: 0 P: 8	R: 0 E: 0 K: 0 S: 10	H: 1 LOB: 3 BB: 3 P: 23	1B: 2 2B: 2 3B: 0 HR: 0	SF: 0 SAC: 0 DP: 1 HBP: 0	WP: 0 PB: 0 SB: 0 CS: 0	PA: 31
<b>PITCHER</b> 31 Jerome Williams, R ERA: 5.03	IP: 7.2 WLS: L BF: 28 H: 3 R: 1 ER: 0 SO: 6 BB: 2 IBB: 0 HBP: 0 BLK: 0 WP: 0 HR: 0 S: 74 P: 109 ERA: 0.00 WHIP: 0.652																			
56 Cesar Jimenez, L ERA: 5.03	0.0	1	0	0	0	0	1	0	0	0	0	0	0	0	0	0	5	∞	∞	
57 Luis Garcia, R ERA: 10.38	0.1	2	0	0	0	0	1	0	0	0	0	0	0	0	0	3	7	0.00	3.000	



Batter	1	2	3	4	5	6	7	8	9	AB	R	H	RBI	BB	SO	LOB	TOP					
19 Tony Gwynn Jr., L (1.8) OBP: 0.264, SLG: 0.190 3 Marlon Byrd, R (7. PH) OBP: 0.315, SLG: 0.457 57 Luis Garcia, R (7.1) OBP: 0.315, SLG: 0.457 75 Miguel Alfredo Gonzalez, R (7.8) OBP: 0.315, SLG: 0.457 18 Darin Ruf, R (9. PH) OBP: 0.315, SLG: 0.457											3	0	0	0	0	2	1					
25 Cody Asche, L (1.5) OBP: 0.305, SLG: 0.389										4	0	0	0	1	1	3						
26 Chase Utley, L (1.4) OBP: 0.341, SLG: 0.413										4	0	1	0	0	0	4						
6 Ryan Howard, L (1.3) OBP: 0.311, SLG: 0.374										3	0	0	0	1	1	1						
24 Grady Sizemore, L (1.9) OBP: 0.302, SLG: 0.366										4	0	0	0	0	1	2						
9 Dornic Brown, L (1.7) OBP: 0.284, SLG: 0.351										4	1	1	1	0	1	1						
29 Cameron Rupp, R (1.2) OBP: 0.294, SLG: 0.250 16 César Hernández, R (9. PH) OBP: 0.286, SLG: 0.275										2	1	0	0	1	1	1						
13 Freddy Galvis, S (1.6) OBP: 0.209, SLG: 0.256										2	2	1	2	2	1	0						
34 A.J. Burnett, R (1.1) OBP: 0.177, SLG: 0.169 56 Cesar Jimenez, L (6.1) OBP: 0.323, SLG: 0.363 2 Ben Revere, L (7. PH) OBP: 0.323, SLG: 0.363										1	0	0	0	1	1	0						
<b>Inning Stats</b>	R: 0 H: 0 E: 0 K: 2 S: 13	H: 0 LOB: 0 BB: 0 P: 18	R: 1 H: 1 E: 0 K: 0 S: 8	H: 1 LOB: 0 BB: 0 P: 14	R: 0 H: 0 E: 0 K: 2 S: 8	H: 0 LOB: 0 BB: 0 P: 14	R: 0 H: 1 E: 0 K: 0 S: 7	H: 1 LOB: 1 BB: 0 P: 10	R: 2 H: 1 E: 0 K: 2 S: 19	H: 1 LOB: 2 BB: 3 P: 36	R: 0 H: 0 E: 0 K: 1 S: 12	H: 0 LOB: 1 BB: 1 P: 19	R: 0 H: 1 E: 0 K: 2 S: 11	H: 1 LOB: 2 BB: 1 P: 22	R: 0 H: 0 E: 0 K: 2 S: 12	H: 0 LOB: 0 BB: 0 P: 18	R: 1 H: 1 E: 0 K: 1 S: 16	H: 1 LOB: 1 BB: 1 P: 23	1B: 3 2B: 0 3B: 0 HR: 2	SF: 0 SAC: 0 DP: 0 HBP: 0	WP: 0 PB: 0 SB: 1 CS: 0	PA: 38
<b>PITCHER</b>	IP: 6.0 WLS: 3 BF: 25 H: 3 R: 1 ER: 0 SO: 7 BB: 4 IBB: 0 HBP: 0 BLK: 0 WP: 0 HR: 2 S: 67 P: 111 ERA: 4.50 WHIP: 1.167	IP: 0.1 WLS: 1 BF: 3 H: 1 R: 0 ER: 0 SO: 0 BB: 1 IBB: 0 HBP: 0 BLK: 0 WP: 0 HR: 0 S: 6 P: 12 ERA: 0.00 WHIP: 6.000	IP: 1.2 WLS: 5 BF: 5 H: 0 R: 0 ER: 0 SO: 2 BB: 0 IBB: 0 HBP: 0 BLK: 0 WP: 0 HR: 17 S: 12 P: 23 ERA: 0.00 WHIP: 0.000	IP: 1.0 WLS: 5 BF: 1 H: 1 R: 1 ER: 1 SO: 1 BB: 1 IBB: 0 HBP: 0 BLK: 0 WP: 0 HR: 16 S: 23 P: 9.00 ERA: 2.000	<b>PITCHER</b>										IP: 6.0 WLS: 3 BF: 25 H: 3 R: 1 ER: 0 SO: 7 BB: 4 IBB: 0 HBP: 0 BLK: 0 WP: 0 HR: 2 S: 67 P: 111 ERA: 4.50 WHIP: 1.167	IP: 0.1 WLS: 1 BF: 3 H: 1 R: 0 ER: 0 SO: 0 BB: 1 IBB: 0 HBP: 0 BLK: 0 WP: 0 HR: 0 S: 6 P: 12 ERA: 0.00 WHIP: 6.000	IP: 1.2 WLS: 5 BF: 5 H: 0 R: 0 ER: 0 SO: 2 BB: 0 IBB: 0 HBP: 0 BLK: 0 WP: 0 HR: 17 S: 12 P: 23 ERA: 0.00 WHIP: 0.000	IP: 1.0 WLS: 5 BF: 1 H: 1 R: 1 ER: 1 SO: 1 BB: 1 IBB: 0 HBP: 0 BLK: 0 WP: 0 HR: 16 S: 23 P: 9.00 ERA: 2.000				

Philadelphia Phillies @ San Diego Padres  
 Petco Park, San Diego, CA  
 Tue Sep 16 2014, 7:13 PM - 10:21 PM PDT  
 Att: 24,541 - Overcast - 88 F

AB	32
R	4
H	5
RBI	4
BB	6
SO	10
LOB	15



Batter	1	2	3	4	5	6	7	8	9	AB	R	H	RBI	BB	SO	LOB	BOTTOM			
15 Cory Spangenberg, L (1.4) OBP: 0.289, SLG: 0.514 9 Jedd Gyorko, R (6. PH) OBP: 0.270, SLG: 0.340										3	1	1	0	0	1	2				
25 Will Venable, L (1.8) OBP: 0.285, SLG: 0.316										4	1	1	1	0	1	4				
27 Yangervis Solarte, S (1.5) OBP: 0.342, SLG: 0.373										3	0	0	0	1	0	0				
8 Yasmani Grandal, S (1.3) OBP: 0.307, SLG: 0.377										3	0	0	0	1	2	1				
44 René Rivera, R (1.2) OBP: 0.315, SLG: 0.424										4	0	0	0	0	0	2				
4 Jake Guebbert, L (1.7) OBP: 0.327, SLG: 0.348 59 Kevin Quackenbush, R (9.1)										2	1	0	0	2	2	1				
5 Alexi Amarista, L (1.6) OBP: 0.292, SLG: 0.313										4	1	3	2	0	0	0				
7 Rymer Liriano, R (1.9) OBP: 0.294, SLG: 0.283										4	1	3	0	0	0	2				
22 Ian Kennedy, R (1.1) OBP: 0.192, SLG: 0.293 14 Tommy Medica, R (5. PH) OBP: 0.278, SLG: 0.400 50 Nick Vincent, R (7.1) OBP: 0.315, SLG: 0.457 60 Frank Garces, L (7.1) OBP: 0.315, SLG: 0.457 12 Seth Smith, L (8. PH) OBP: 0.315, SLG: 0.457 24 Cameron Maybin, R (8. PH) OBP: 0.315, SLG: 0.457										2	0	0	0	0	0	3				
<b>Inning Stats</b>	R: 2 H: 2 E: 2 K: 1 S: 14	H: 2 LOB: 1 BB: 1 P: 23	R: 0 H: 2 E: 0 K: 1 S: 10	H: 2 LOB: 0 BB: 0 P: 14	R: 0 H: 0 E: 0 K: 0 S: 4	H: 0 LOB: 0 BB: 1 P: 8	R: 0 H: 1 E: 0 K: 0 S: 10	H: 1 LOB: 1 BB: 1 P: 16	R: 0 H: 0 E: 0 K: 1 S: 8	H: 0 LOB: 0 BB: 0 P: 10	R: 3 H: 4 E: 0 K: 1 S: 19	H: 4 LOB: 2 BB: 1 P: 29	R: 0 H: 0 E: 0 K: 1 S: 11	H: 0 LOB: 0 BB: 0 P: 12	R: 0 H: 1 E: 0 K: 1 S: 18	H: 1 LOB: 2 BB: 1 P: 25	1B: 7 2B: 1 3B: 1 HR: 1	SF: 0 SAC: 0 DP: 2 HBP: 0	WP: 0 PB: 0 SB: 2 CS: 0	PA: 37
<b>PITCHER</b>	IP: 5.2 WLS: 4 BF: 27 H: 5 R: 5 ER: 4 SO: 4 BB: 4 IBB: 0 HBP: 0 BLK: 0 WP: 1 HR: 6 S: 61 P: 94 ERA: 6.35 WHIP: 2.118	IP: 0.1 WLS: 2 BF: 2 H: 1 R: 0 ER: 0 SO: 0 BB: 0 IBB: 0 HBP: 0 BLK: 0 WP: 0 HR: 4 S: 6 P: 12 ERA: 0.00 WHIP: 3.000	IP: 1.0 WLS: 3 BF: 5 H: 0 R: 0 ER: 0 SO: 1 BB: 0 IBB: 0 HBP: 0 BLK: 0 WP: 0 HR: 11 S: 12 P: 23 ERA: 0.00 WHIP: 0.000	IP: 1.0 WLS: 5 BF: 1 H: 1 R: 1 ER: 1 SO: 1 BB: 1 IBB: 0 HBP: 0 BLK: 0 WP: 0 HR: 18 S: 25 P: 9.00 ERA: 2.000	<b>PITCHER</b>										IP: 5.2 WLS: 4 BF: 27 H: 5 R: 5 ER: 4 SO: 4 BB: 4 IBB: 0 HBP: 0 BLK: 0 WP: 1 HR: 6 S: 61 P: 94 ERA: 6.35 WHIP: 2.118	IP: 0.1 WLS: 2 BF: 2 H: 1 R: 0 ER: 0 SO: 0 BB: 0 IBB: 0 HBP: 0 BLK: 0 WP: 0 HR: 4 S: 6 P: 12 ERA: 0.00 WHIP: 3.000	IP: 1.0 WLS: 3 BF: 5 H: 0 R: 0 ER: 0 SO: 1 BB: 0 IBB: 0 HBP: 0 BLK: 0 WP: 0 HR: 11 S: 12 P: 23 ERA: 0.00 WHIP: 0.000	IP: 1.0 WLS: 5 BF: 1 H: 1 R: 1 ER: 1 SO: 1 BB: 1 IBB: 0 HBP: 0 BLK: 0 WP: 0 HR: 18 S: 25 P: 9.00 ERA: 2.000		

Philadelphia Phillies @ San Diego Padres  
 Petco Park, San Diego, CA  
 Tue Sep 16 2014, 7:13 PM - 10:21 PM PDT  
 Att: 24,541 - Overcast - 88 F

AB	32
R	5
H	10
RBI	4
BB	5
SO	6
LOB	17







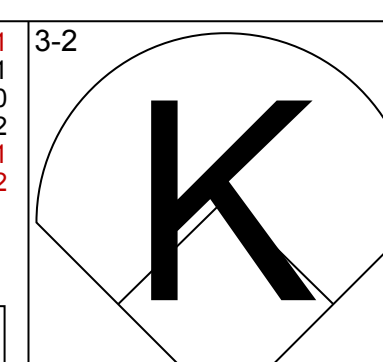
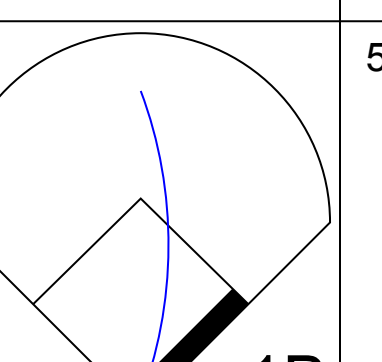
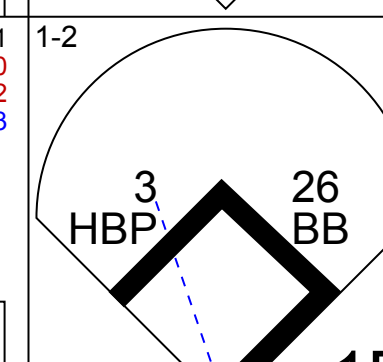
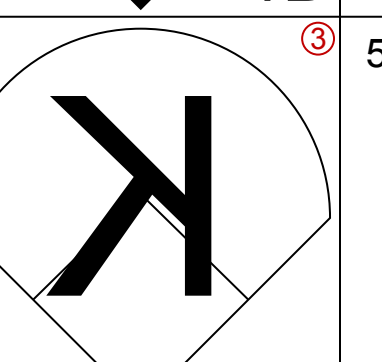
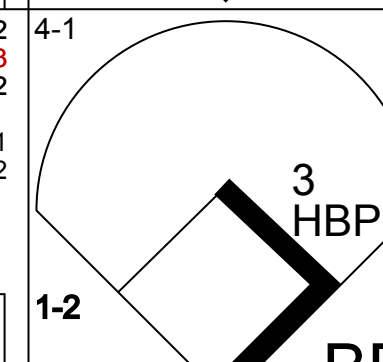
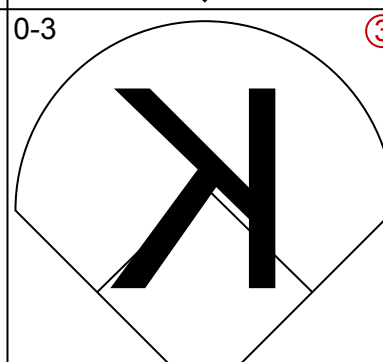
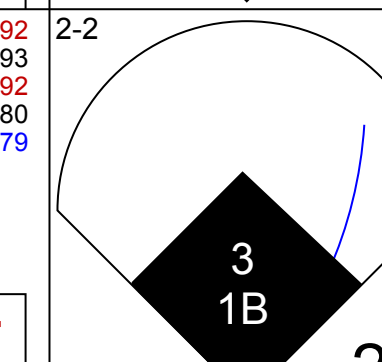
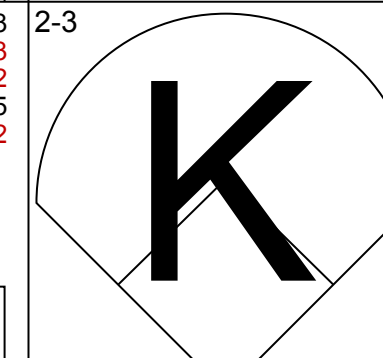
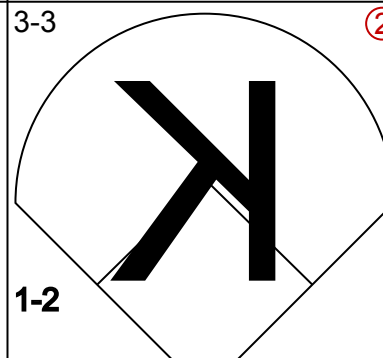
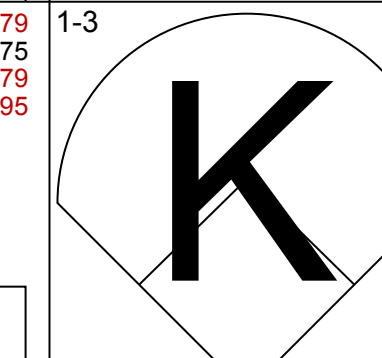
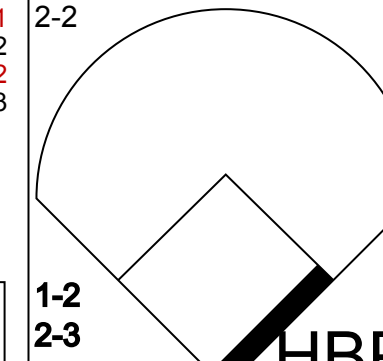
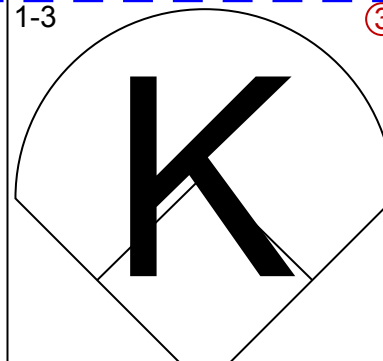
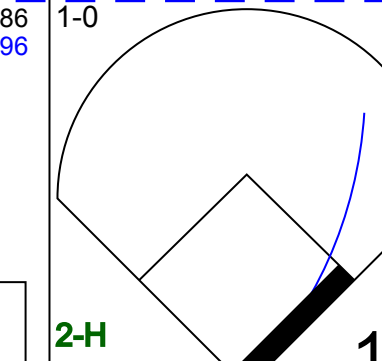
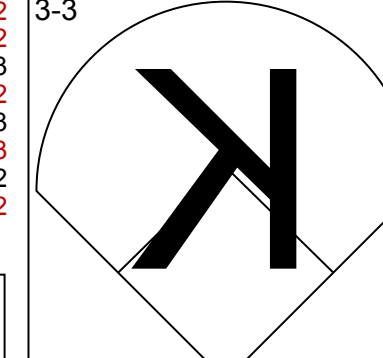
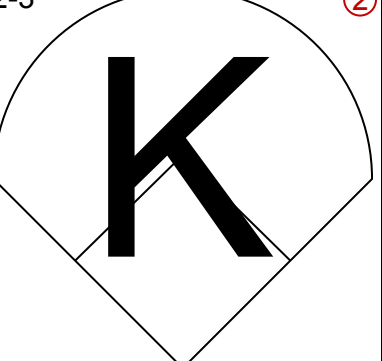
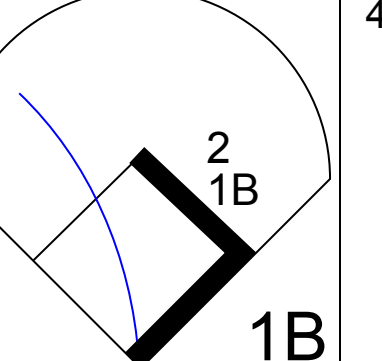
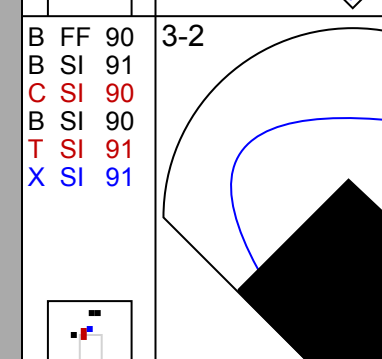
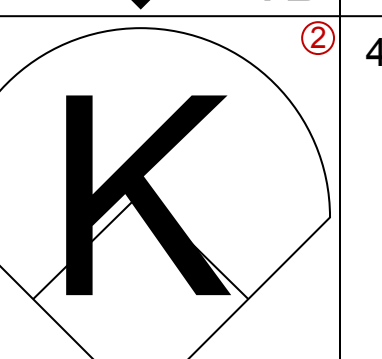
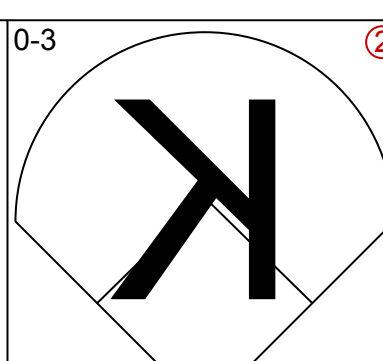
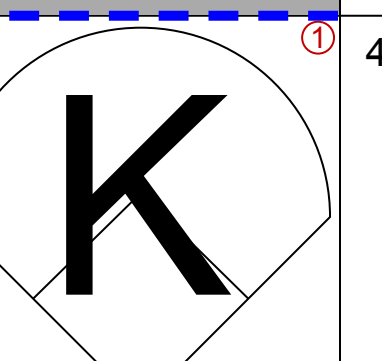
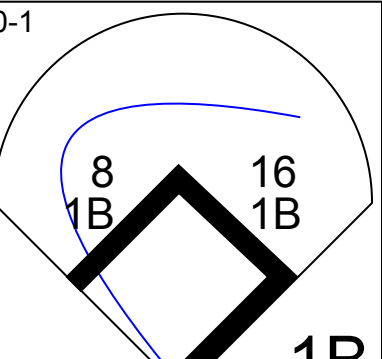
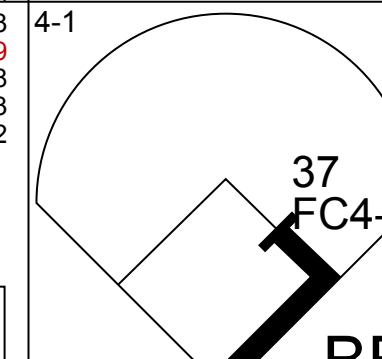



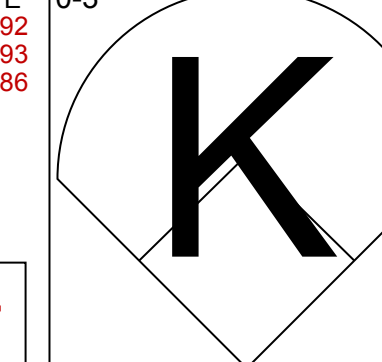






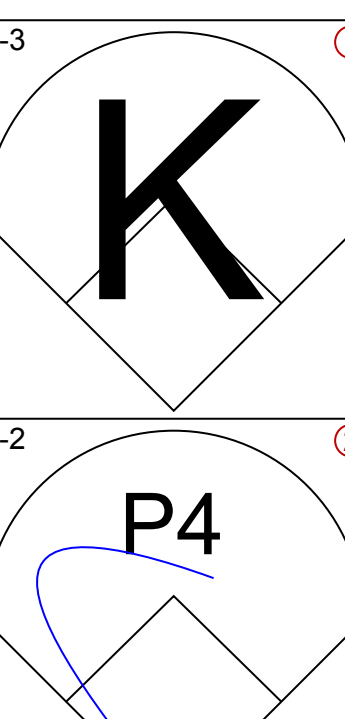
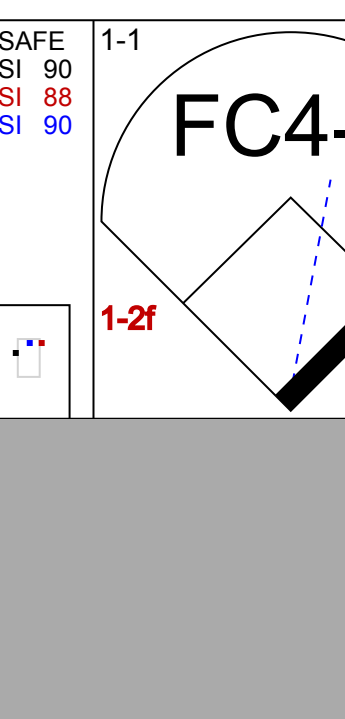
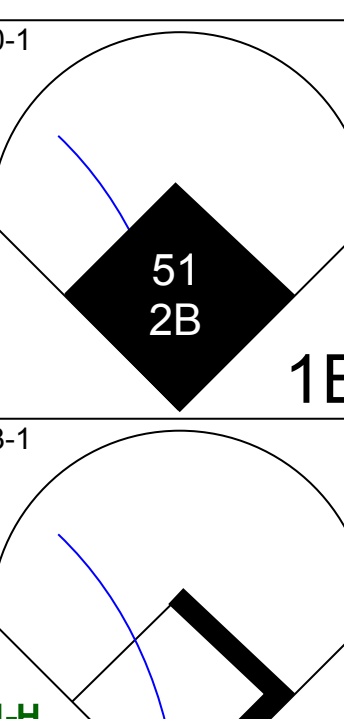
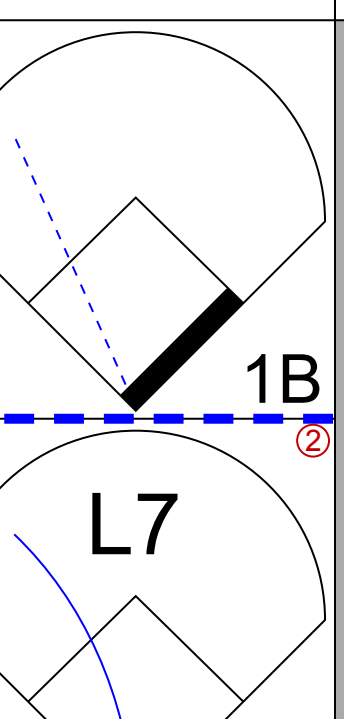
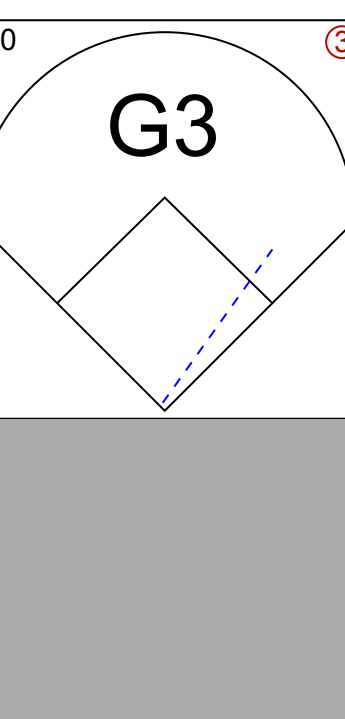
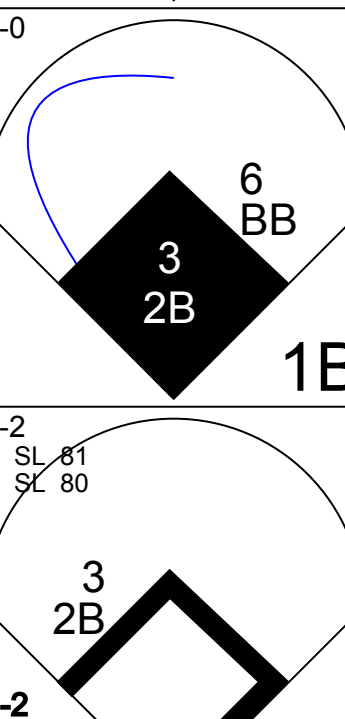

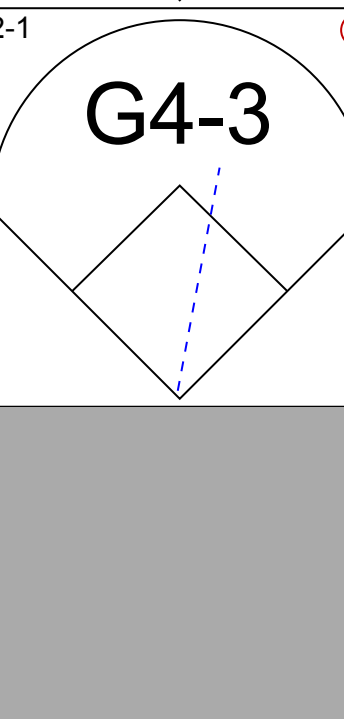
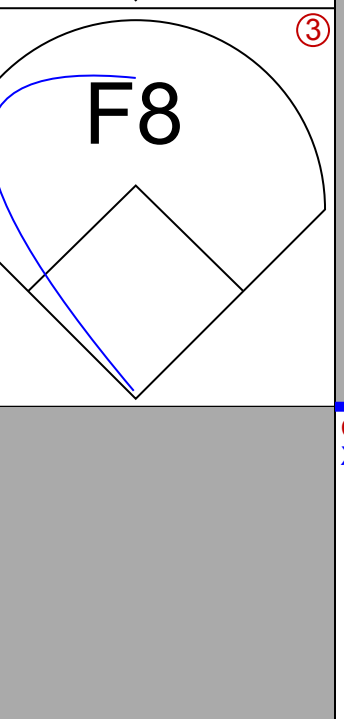

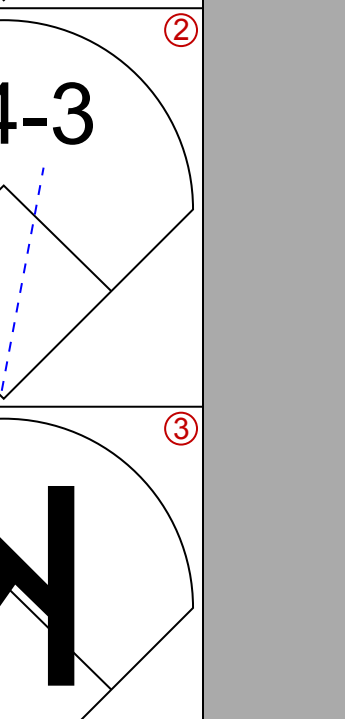
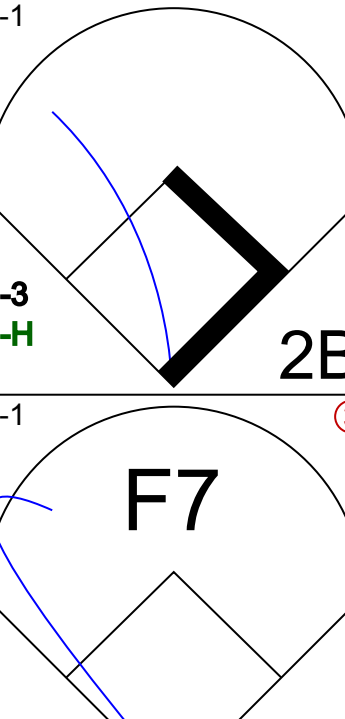
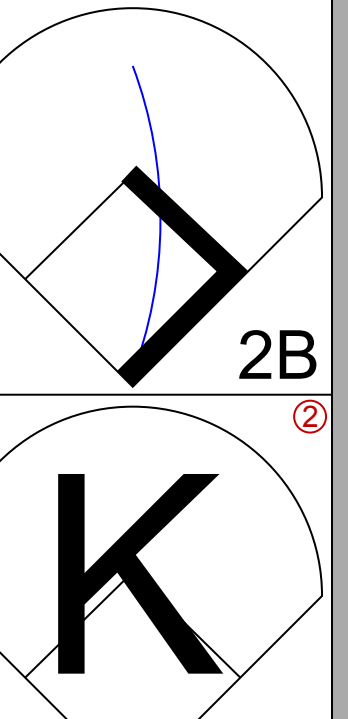



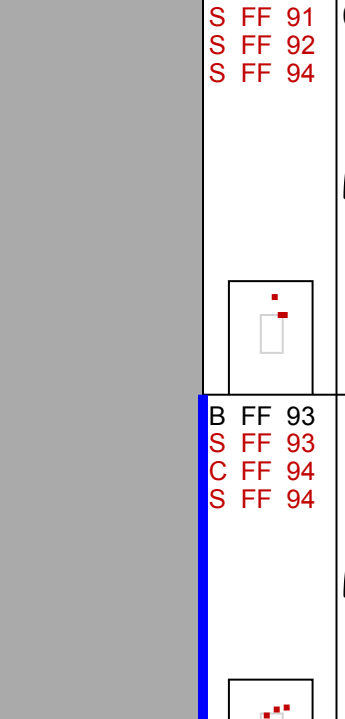


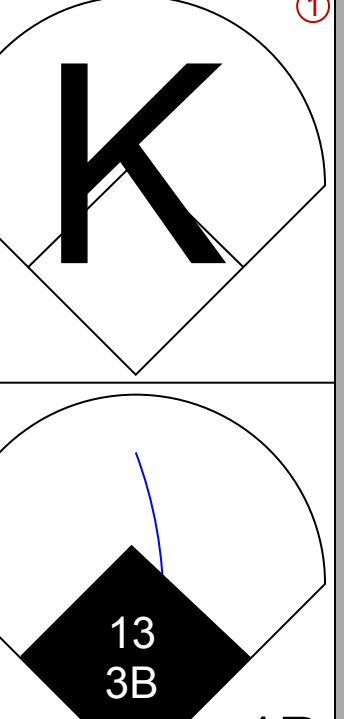
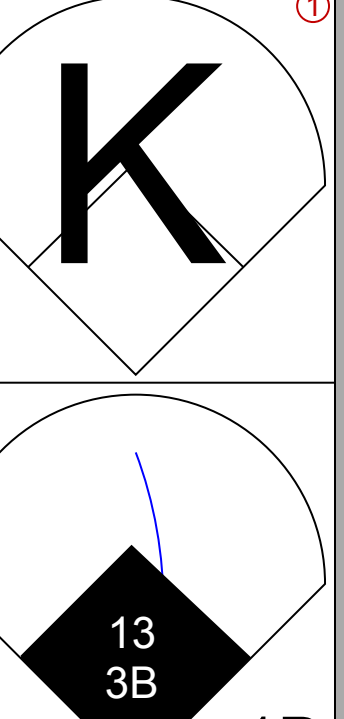
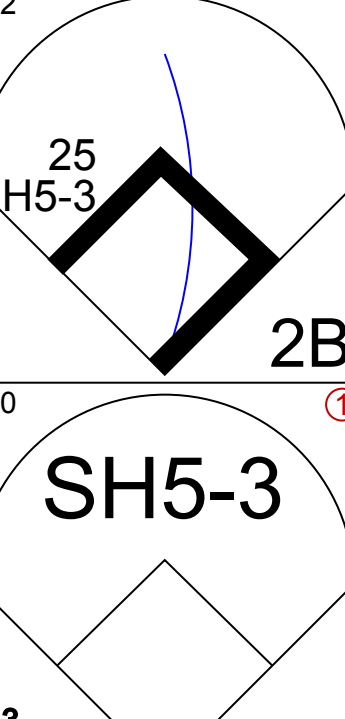
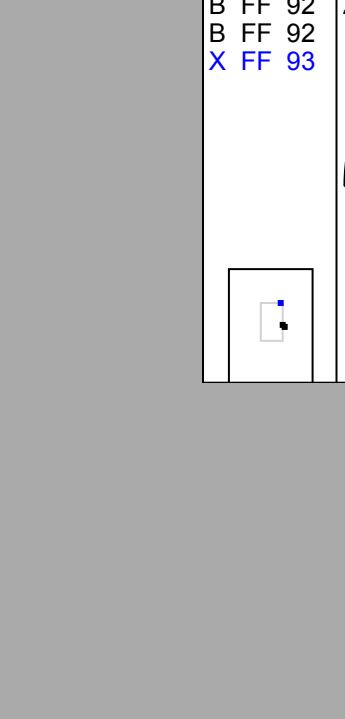
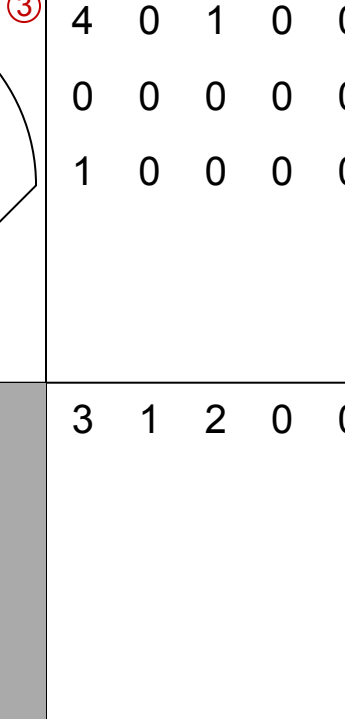
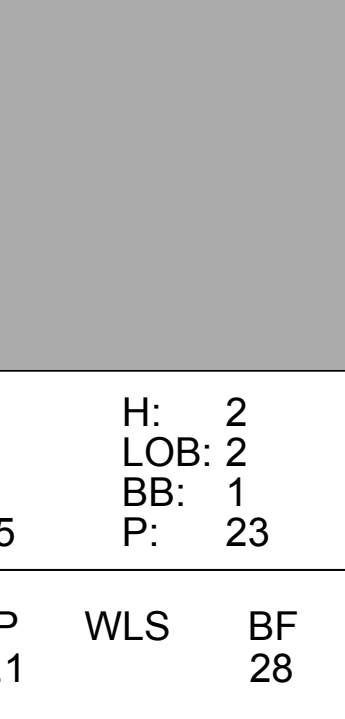
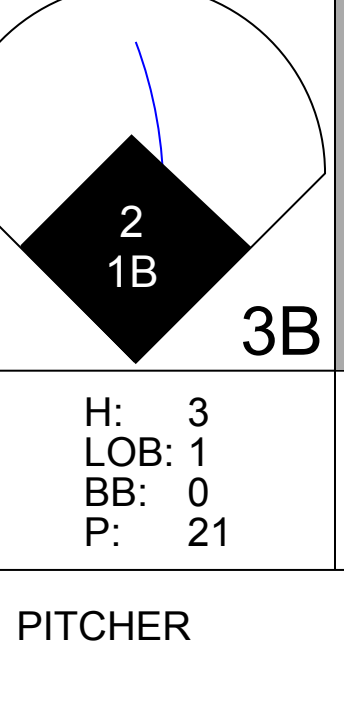
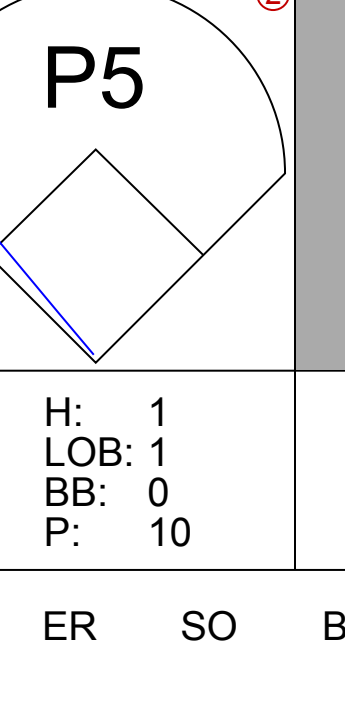
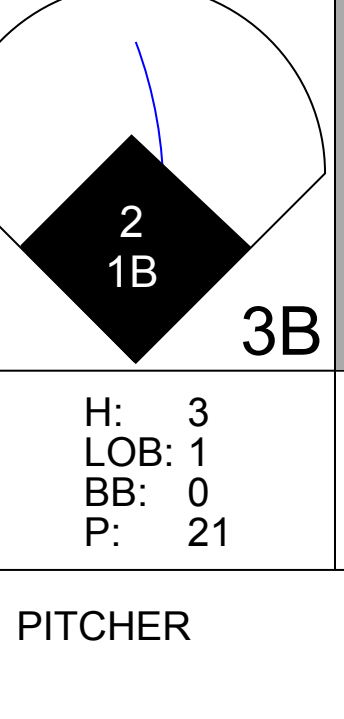
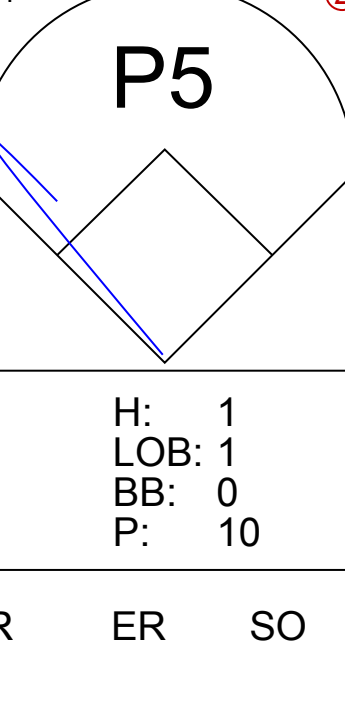

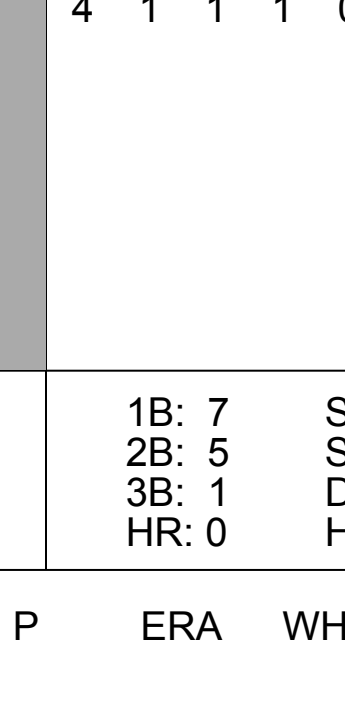
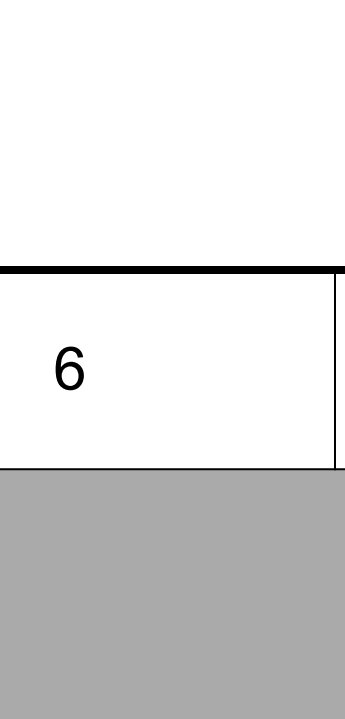
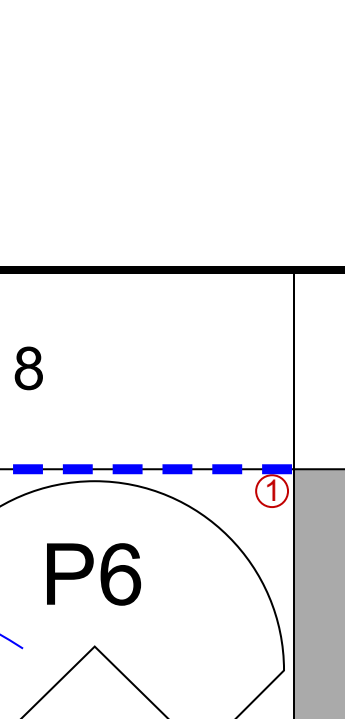
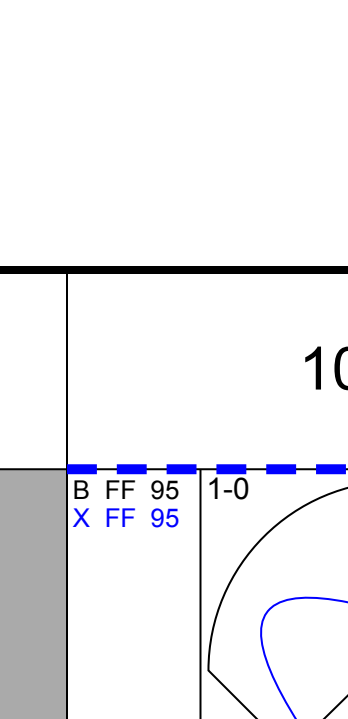
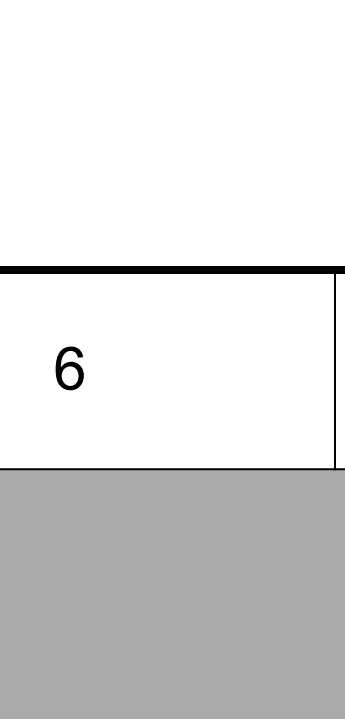
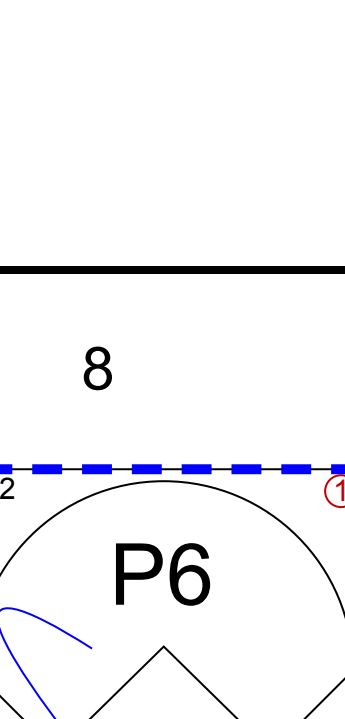
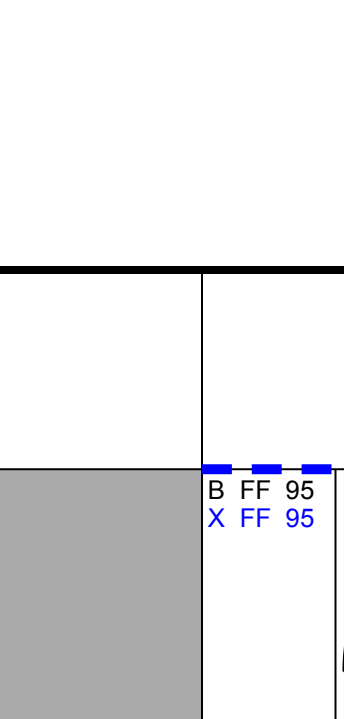
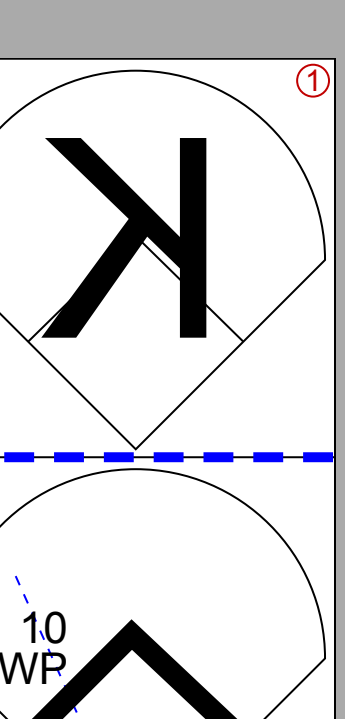
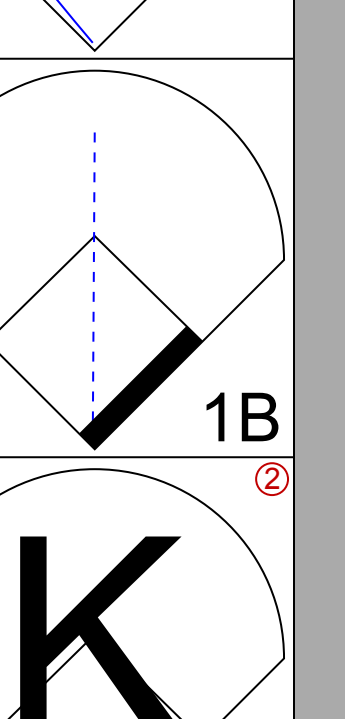
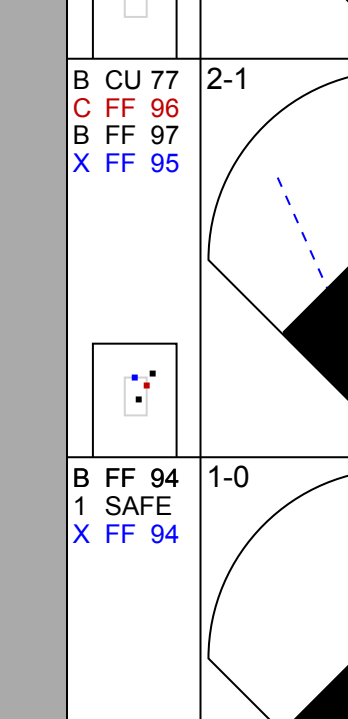
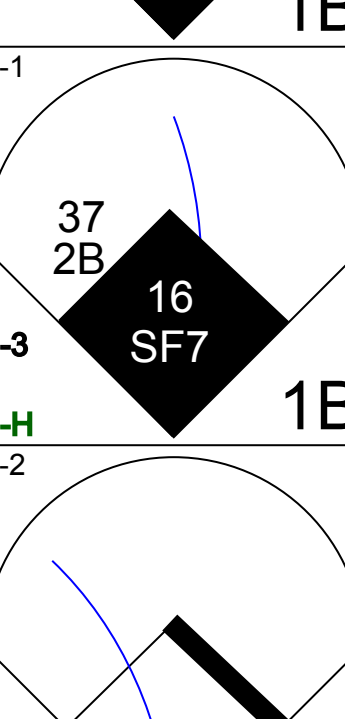
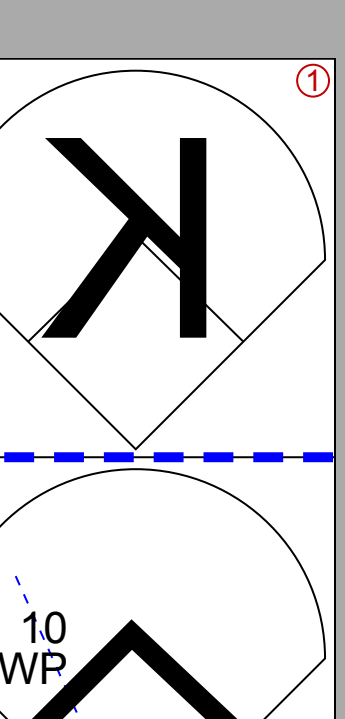
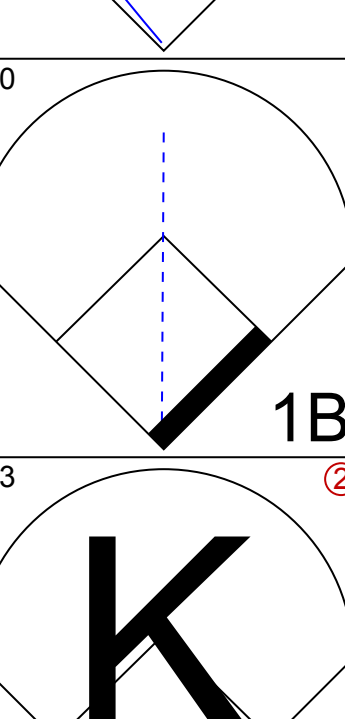
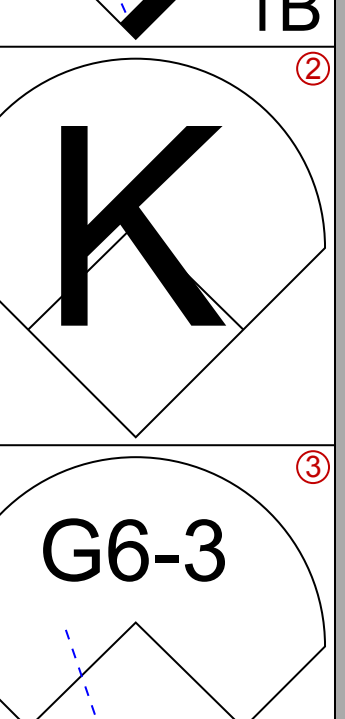
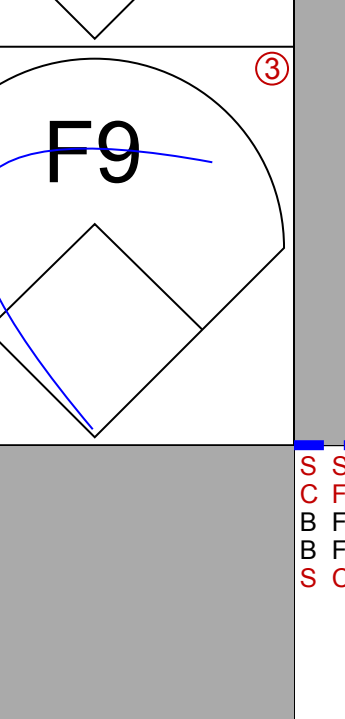
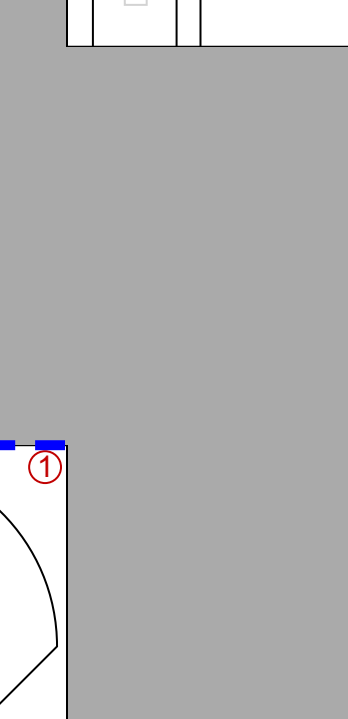
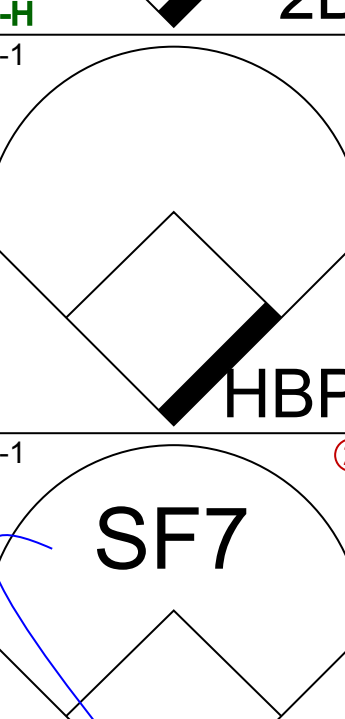

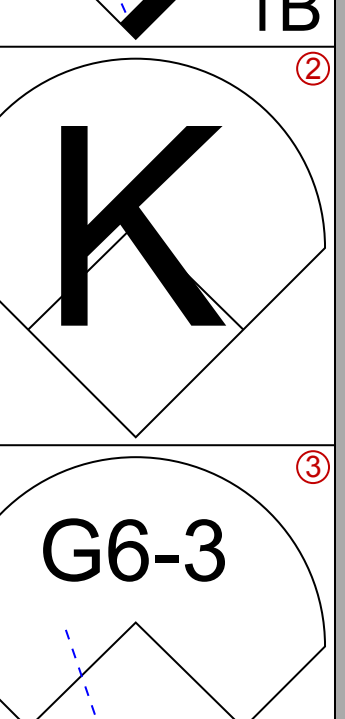


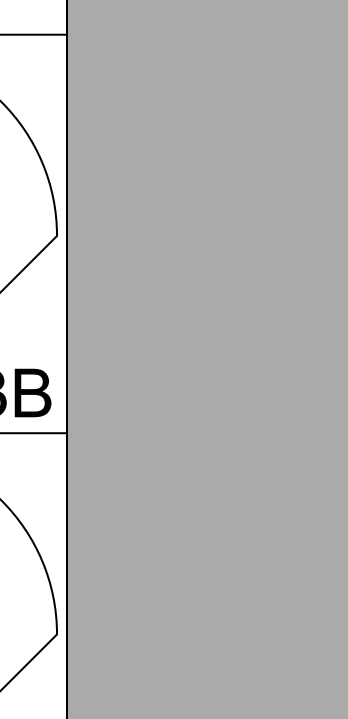
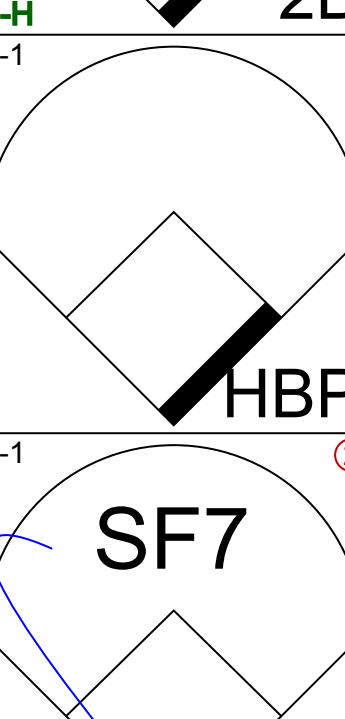
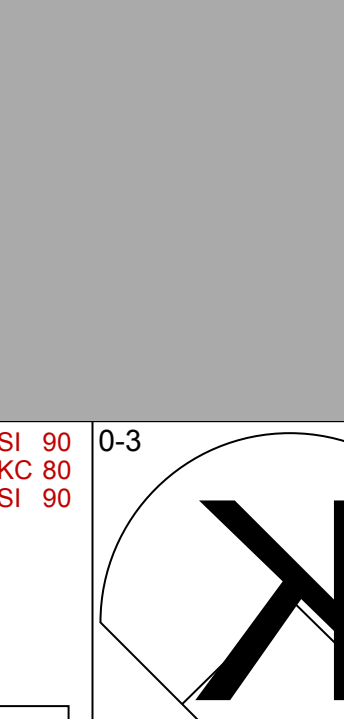



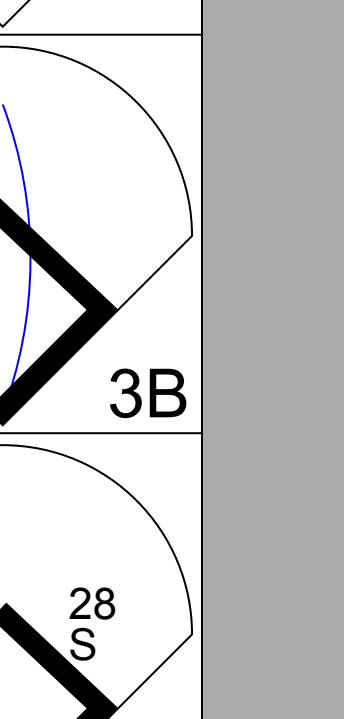

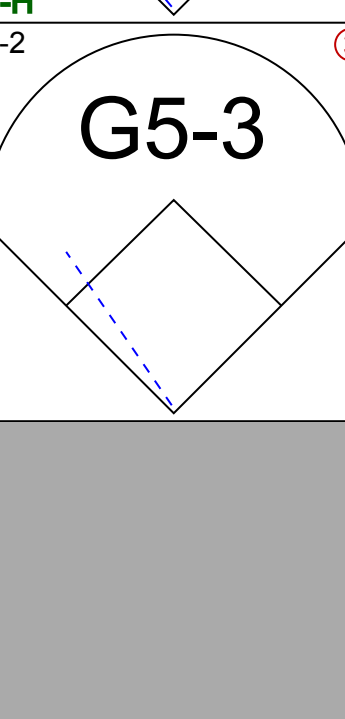

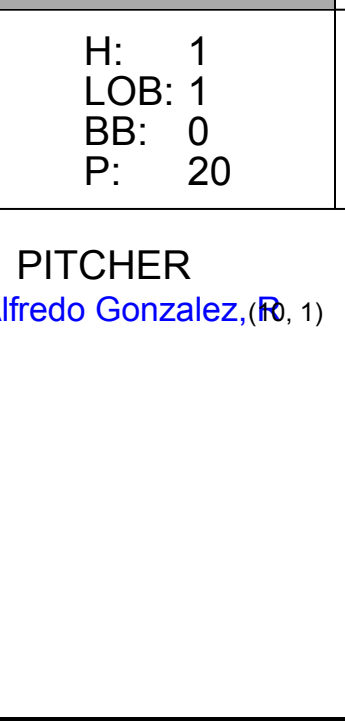






Batter	1	2	3	4	5	6	7	8	9	AB	R	H	RBI	BB	SO	LOB	TOP				
2 Ben Revere, L OBP: 0.325, SLG: 0.365			L7		P5		P6			5	0	1	0	0	1	1	Philadelphia Phillies @ Oakland Athletics O.co Coliseum, Oakland, CA Sat Sep 20 2014, 4:09 PM - 7:07 PM EDT Att: 31,848 - Sunny - 70 F				
7 Maikel Franco, R OBP: 0.184, SLG: 0.213			P3			F9		F8		5	0	1	0	0	1	2					
26 Chase Utley, L OBP: 0.341, SLG: 0.410						E4				3	1	1	0	1	1	0					
6 Ryan Howard, L OBP: 0.309, SLG: 0.376				F8						4	0	0	0	0	3	4					
3 Marlon Byrd, R OBP: 0.312, SLG: 0.448				K2-3						3	0	1	1	0	2	1					
18 Darin Ruf, R OBP: 0.308, SLG: 0.402				P4			G6-3	P3		4	0	0	0	0	1	4					
19 Tony Gwynn Jr., L OBP: 0.264, SLG: 0.190										0	0	0	0	0	0	0					
25 Cody Asche, L OBP: 0.309, SLG: 0.390		L9							G3	3	1	1	0	1	0	0					
21 Wil Nieves, R OBP: 0.258, SLG: 0.342					L8		G1-3			4	0	1	0	0	1	2					
13 Freddy Galvis, S OBP: 0.226, SLG: 0.320		G5-3			P3					4	1	1	2	0	1	2					
<b>Inning Stats</b>	R: 0 H: 1 E: 0 K: 3 S: 17	H: 3 R: 0 ER: 0 LOB: 3 BB: 1 P: 32	R: 0 H: 0 E: 0 K: 1 S: 5	H: 0 R: 0 ER: 0 LOB: 0 BB: 0 P: 8	R: 0 H: 0 E: 0 K: 1 S: 8	H: 0 R: 0 ER: 0 LOB: 0 BB: 0 P: 10	R: 0 H: 0 E: 0 K: 1 S: 8	H: 0 R: 0 ER: 0 LOB: 1 BB: 0 P: 15	R: 0 H: 0 E: 0 K: 0 S: 12	H: 0 R: 0 ER: 0 LOB: 1 BB: 1 P: 21	R: 0 H: 0 E: 0 K: 2 S: 21	H: 2 R: 0 ER: 0 LOB: 0 BB: 0 P: 30	R: 2 H: 2 E: 0 K: 0 S: 13	H: 2 R: 0 ER: 0 LOB: 1 BB: 0 P: 20	R: 1 H: 2 E: 0 K: 1 S: 10	H: 2 R: 0 ER: 0 LOB: 1 BB: 0 P: 14	R: 0 H: 2 E: 0 K: 2 S: 11	H: 2 R: 0 ER: 0 LOB: 2 BB: 0 P: 11	1B: 4 2B: 2 3B: 0 HR: 1	SF: 0 SAC: 0 DP: 0 HBP: 1	WP: 0 PA: 38 PB: 0 SB: 1 CS: 0
<b>PITCHER</b>	IP: 5.0 WLS: 19 BF: 19 H: 1 R: 0 ER: 0 SO: 6 BB: 2 IBB: 0 HBP: 1 BLK: 0 WP: 0 HR: 0 S: 50 P: 86 ERA: 0.00 WHIP: 0.600	IP: 0.2 WLS: 3 BF: 3 H: 0 R: 0 ER: 0 SO: 1 BB: 0 IBB: 0 HBP: 0 BLK: 0 WP: 0 HR: 14 S: 22 P: 24 ERA: 2.25 WHIP: 0.000	IP: 1.0 WLS: 5 BF: 5 H: 2 R: 2 ER: 2 SO: 1 BB: 0 IBB: 0 HBP: 0 BLK: 0 WP: 1 HR: 17 S: 24 P: 22 ERA: 2.4 WHIP: 18.000	IP: 1.0 WLS: 4 BF: 4 H: 1 R: 1 ER: 1 SO: 1 BB: 0 IBB: 0 HBP: 0 BLK: 0 WP: 0 HR: 11 S: 15 P: 15 ERA: 1.83 WHIP: 1.000	IP: 0.1 WLS: 2 BF: 2 H: 1 R: 0 ER: 0 SO: 0 BB: 0 IBB: 0 HBP: 0 BLK: 0 WP: 0 HR: 2 S: 3 P: 3 ERA: 3.47 WHIP: 3.000	<b>PITCHER</b>	IP: 1.0 WLS: 5 BF: 5 H: 2 R: 0 ER: 0 SO: 2 BB: 0 IBB: 0 HBP: 0 BLK: 0 WP: 0 HR: 0 S: 11 P: 11 ERA: 0.00 WHIP: 2.000														
23 Sam Fuld, L OBP: 0.322, SLG: 0.352	K2-3					F8		F7		3	0	0	0	0	2	0	Philadelphia Phillies @ Oakland Athletics O.co Coliseum, Oakland, CA Sat Sep 20 2014, 4:09 PM - 7:07 PM EDT Att: 31,848 - Sunny - 70 F				
4 Coco Crisp, S OBP: 0.341, SLG: 0.379										1	0	0	0	0	1						
21 Stephen Vogt, L OBP: 0.340, SLG: 0.462	L7		F8			G6-3				4	0	0	0	0	1	0					
20 Josh Donaldson, R OBP: 0.336, SLG: 0.452	F9			F8			F8		F9	4	0	0	0	0	0	0					
10 Adam Dunn, L OBP: 0.341, SLG: 0.426				G3					P5	3	0	1	0	1	0	0					
37 Brandon Moss, L OBP: 0.331, SLG: 0.443	F7						FC4-6			3	0	0	0	0	1	2					
16 Josh Reddick, L OBP: 0.307, SLG: 0.424								L9		3	0	2	0	0	0	1					
8 Jed Lowrie, S OBP: 0.318, SLG: 0.354				G4-6-3						2	0	1	0	1	0	1					
36 Derek Norris, R OBP: 0.359, SLG: 0.405		G4-6-3								3	0	0	0	0	1	4					
28 Eric Sogard, L OBP: 0.285, SLG: 0.267										2	0	0	0	0	0	0					
7 Alberto Callaspo, S OBP: 0.294, SLG: 0.293			F8					P6		1	0	0	0	0	0	1					
<b>Inning Stats</b>	R: 0 H: 0 E: 0 K: 1 S: 8	H: 3 R: 0 ER: 0 LOB: 2 BB: 0 P: 14	R: 0 H: 0 E: 0 K: 1 S: 10	H: 0 R: 0 ER: 0 LOB: 0 BB: 0 P: 15	R: 0 H: 0 E: 0 K: 1 S: 8	H: 0 R: 0 ER: 0 LOB: 0 BB: 0 P: 12	R: 0 H: 1 E: 0 K: 0 S: 7	H: 0 R: 0 ER: 0 LOB: 0 BB: 0 P: 12	R: 0 H: 0 E: 0 K: 0 S: 6	H: 0 R: 0 ER: 0 LOB: 1 BB: 0 P: 9	R: 0 H: 0 E: 0 K: 0 S: 6	H: 0 R: 0 ER: 0 LOB: 1 BB: 1 P: 12	R: 0 H: 0 E: 0 K: 1 S: 10	H: 0 R: 0 ER: 0 LOB: 1 BB: 1 P: 18	R: 0 H: 0 E: 0 K: 1 S: 9	H: 0 R: 0 ER: 0 LOB: 0 BB: 0 P: 10	R: 0 H: 0 E: 0 K: 1 S: 9	H: 0 R: 0 ER: 0 LOB: 0 BB: 0 P: 10	1B: 4 2B: 0 3B: 0 HR: 0	SF: 0 SAC: 0 DP: 2 HBP: 0	WP: 1 PA: 31 PB: 0 SB: 0 CS: 0
<b>PITCHER</b>	IP: 7.0 WLS: 24 BF: 24 H: 7 R: 0 ER: 0 SO: 3 BB: 1 IBB: 0 HBP: 0 BLK: 0 WP: 0 HR: 0 S: 56 P: 93 ERA: 0.00 WHIP: 0.714	IP: 1.0 WLS: 4 BF: 4 H: 0 R: 0 ER: 0 SO: 1 BB: 1 IBB: 0 HBP: 0 BLK: 0 WP: 1 HR: 10 S: 18 P: 18 ERA: 4.04 WHIP: 1.000	IP: 1.0 WLS: 3 BF: 3 H: 0 R: 0 ER: 0 SO: 1 BB: 0 IBB: 0 HBP: 0 BLK: 0 WP: 0 HR: 9 S: 10 P: 10 ERA: 1.24 WHIP: 0.000	<b>PITCHER</b>	IP: 1.0 WLS: 5 BF: 5 H: 2 R: 0 ER: 0 SO: 2 BB: 0 IBB: 0 HBP: 0 BLK: 0 WP: 0 HR: 0 S: 11 P: 11 ERA: 0.00 WHIP: 2.000																





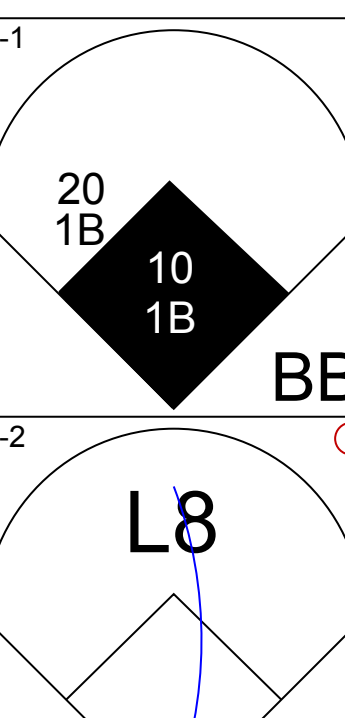
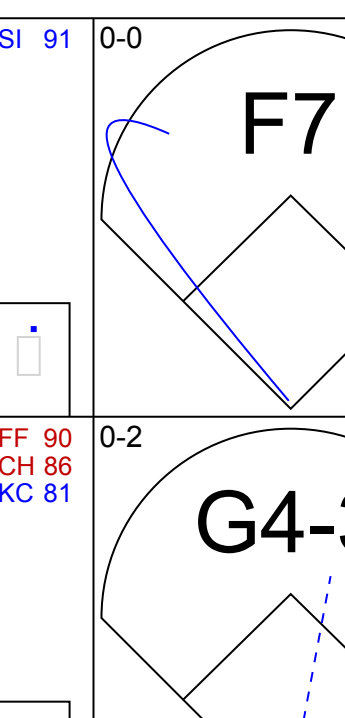
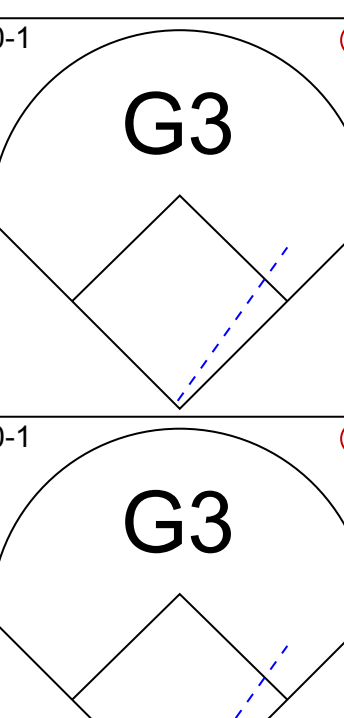

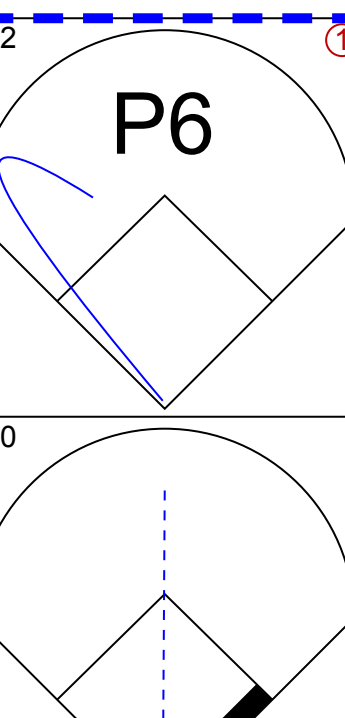
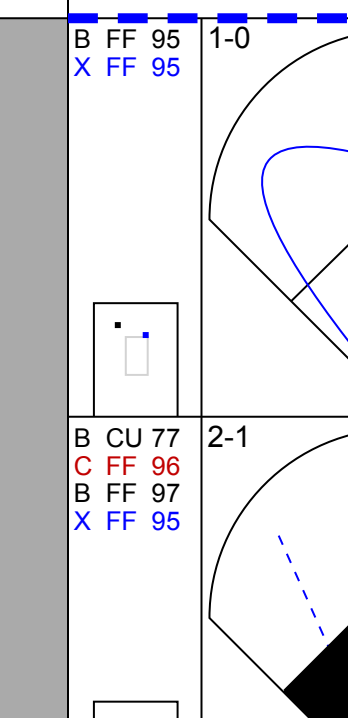
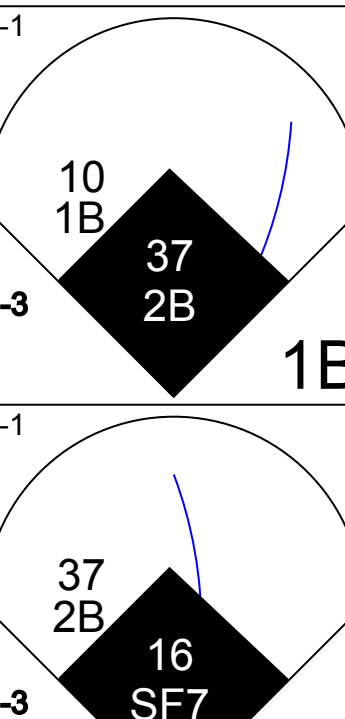

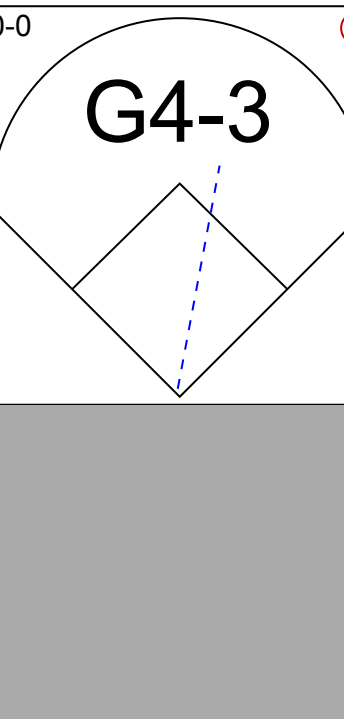
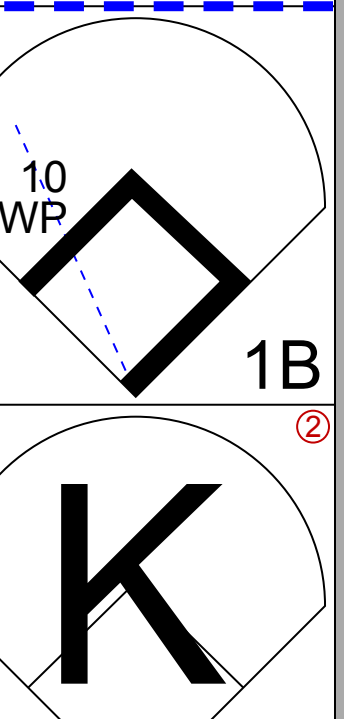
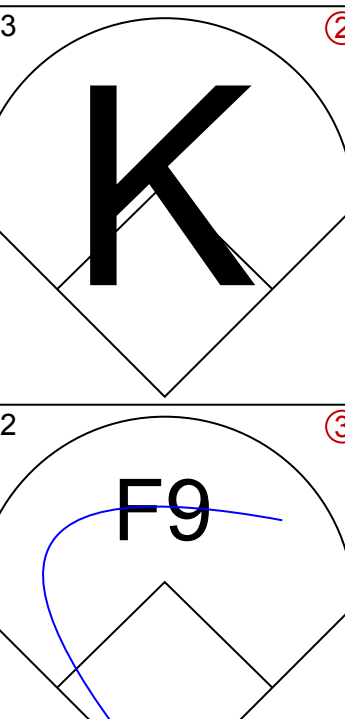
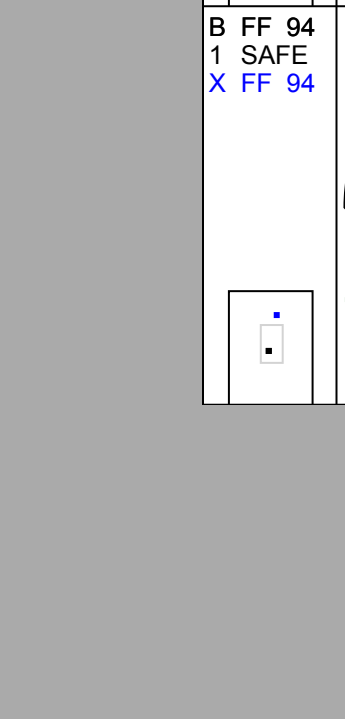
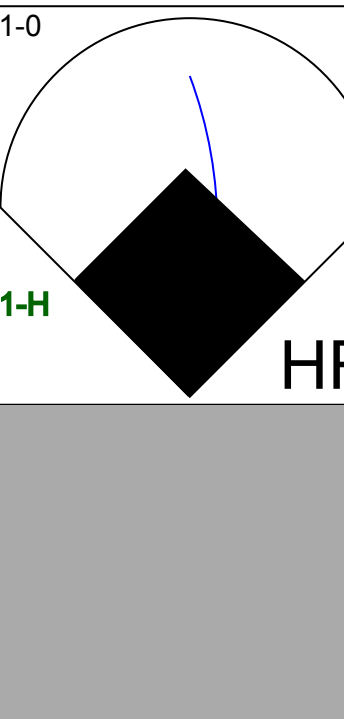
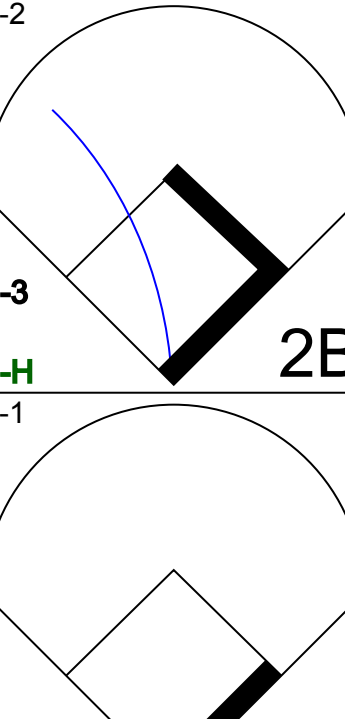

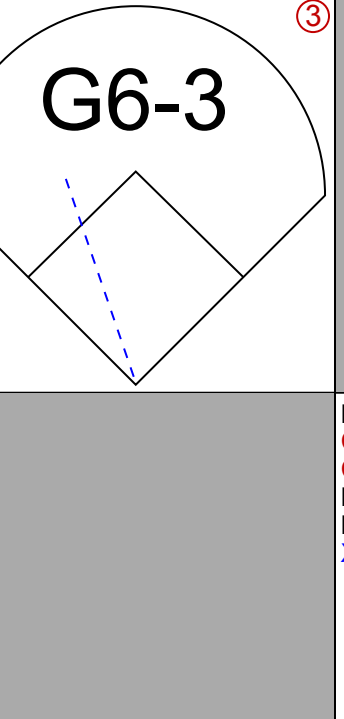
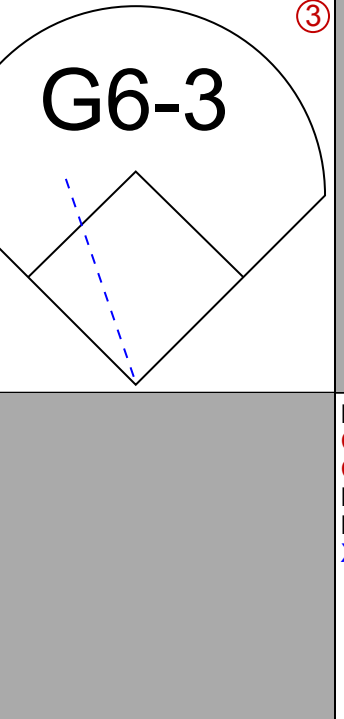

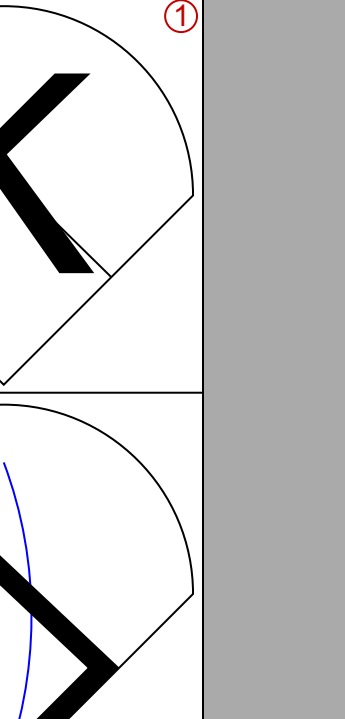

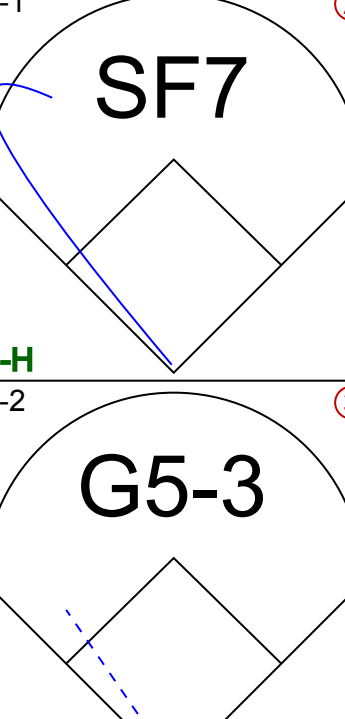

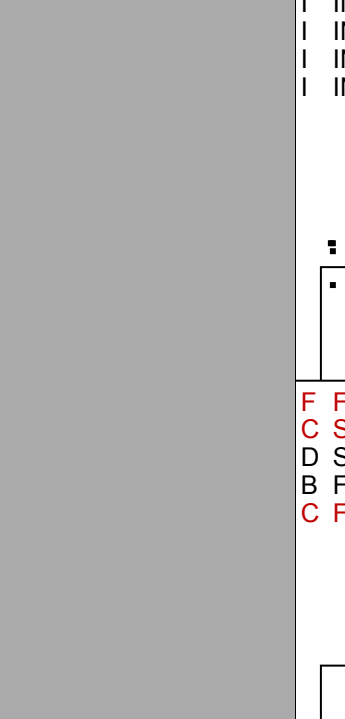




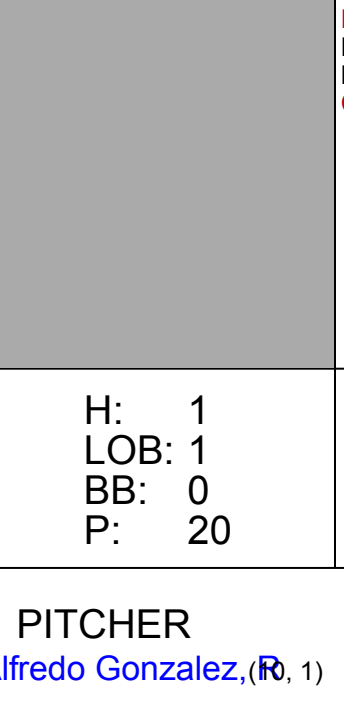
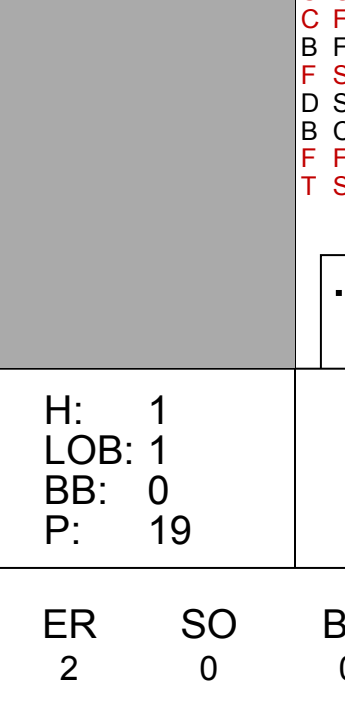
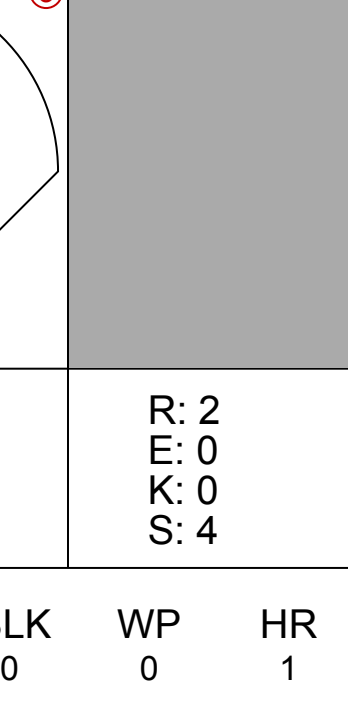
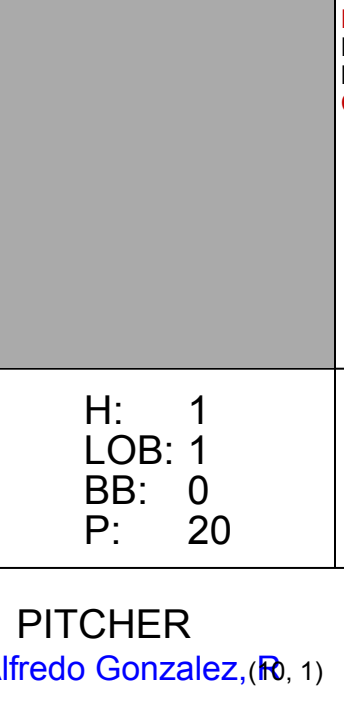
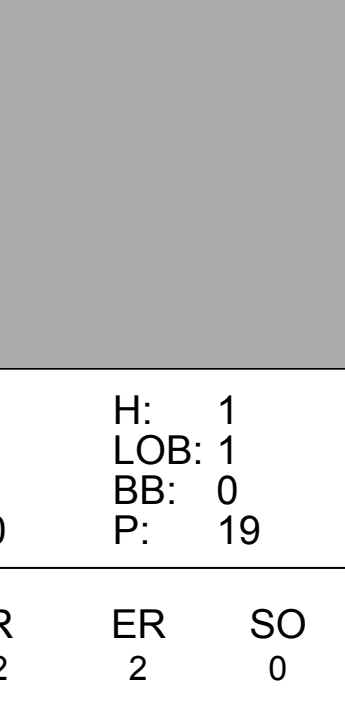
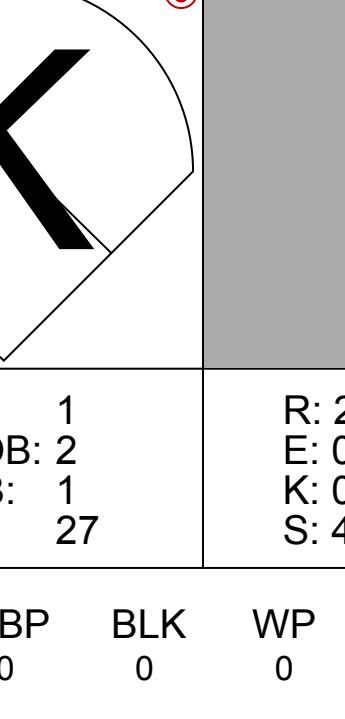



Batter	1	2	3	4	5	6	7	8	9	10	AB	R	H	RBI	BB	SO	LOB	TOP									
2 Ben Revere, L OBP: 0.325, SLG: 0.366											5	1	2	1	0	1	2										
51 Carlos Ruiz, R OBP: 0.347, SLG: 0.378											5	0	1	1	0	1	1										
26 Chase Utley, L OBP: 0.341, SLG: 0.410											5	2	2	0	0	0	2										
6 Ryan Howard, L OBP: 0.311, SLG: 0.378											4	1	2	0	1	2	0										
3 Marlon Byrd, R OBP: 0.313, SLG: 0.451											5	0	2	3	0	2	1										
24 Grady Sizemore, L OBP: 0.298, SLG: 0.358											4	0	0	0	0	2	4										
19 Tony Gwynn Jr., L OBP: 0.264, SLG: 0.190											0	0	0	0	0	0	0										
9 Donomic Brown, L OBP: 0.267, SLG: 0.355											1	0	0	0	0	1	0										
18 Darin Ruf, R OBP: 0.306, SLG: 0.406											4	0	1	0	0	2	1										
16 César Hernández, PR OBP: 0.289, SLG: 0.279											0	0	0	0	0	0	0										
7 Maikel Franco, R OBP: 0.180, SLG: 0.208											1	0	0	0	0	0	0										
25 Cody Asche, L OBP: 0.312, SLG: 0.392											3	1	2	0	0	0	0										
13 Freddy Galvis, S OBP: 0.227, SLG: 0.337											4	1	1	1	0	2	2										
<b>Inning Stats</b>	R: 1 E: 0 K: 1 S: 15	H: 2 LOB: 2 BB: 1 P: 23	R: 0 E: 0 K: 1 S: 8	H: 1 LOB: 1 BB: 0 P: 10	R: 2 E: 0 K: 2 S: 15	H: 3 LOB: 1 BB: 0 P: 20	R: 1 E: 0 K: 1 S: 11	H: 2 LOB: 1 BB: 0 P: 18	R: 0 E: 0 K: 3 S: 10	H: 0 LOB: 0 BB: 0 P: 15	R: 2 E: 0 K: 1 S: 13	H: 3 LOB: 1 BB: 0 P: 21	R: 0 E: 0 K: 0 S: 7	H: 1 LOB: 0 BB: 0 P: 11	R: 0 E: 0 K: 2 S: 11	H: 0 LOB: 0 BB: 0 P: 10	R: 0 E: 0 K: 2 S: 11	H: 0 LOB: 0 BB: 0 P: 15	R: 0 E: 0 K: 2 S: 7	H: 0 LOB: 0 BB: 0 P: 10	1B: 7 2B: 5 3B: 1 HR: 0	SF: 0 SAC: 1 DP: 0 HBP: 0	WP: 0 PB: 0 SB: 0 CS: 1	PA: 43			
<b>PITCHER</b>	IP 5.1	WLS 28	BF 11	H 6	R 6	ER 6	SO 9	BB 1	IBB 0	HBP 0	BLK 0	WP 0	HR 0	S 67	P 99	ERA 10.12	WHIP 2.250										
26 Scott Kazmir, L ERA: 3.63	(1.1)																										
61 Dan Otero, R ERA: 2.39	(6.1)	0.2	2	0	0	0	0	0	0	0	0	0	0	5	8	0.00	0.000										
56 Fernando Abad, L ERA: 1.6	(7.1)	1.0	3	1	0	0	0	0	0	0	0	0	0	7	11	0.00	1.000										
44 Luke Gregerson, R ERA: 2.09	(8.1)	1.0	4	1	0	0	0	0	0	0	0	0	0	7	10	0.00	1.000										
62 Sean Doolittle, L ERA: 2.82	(9.1)	2.0	W	6	0	0	4	0	0	0	0	0	0	18	25	0.00	0.000										

**Philadelphia Phillies @ Oakland Athletics**  
 O.co Coliseum, Oakland, CA  
 Sun Sep 21 2014, 4:07 PM - 7:55 PM EDT  
 Att: 25,126 - Overcast - 65 F

livebaseballscores.com

AB 41  
R 6  
H 13  
RBI 6  
BB 1  
SO 13  
LOB 13




Batter	1	2	3	4	5	6	7	8	9	10	AB	R	H	RBI	BB	SO	LOB	BOTTOM									
4 Coco Crisp, S OBP: 0.339, SLG: 0.375											5	1	0	0	1	0	2										
21 Stephen Vogt, L OBP: 0.335, SLG: 0.454											4	0	0	0	0	1	1										
35 Nate Freiman, R OBP: 0.270, SLG: 0.464											2	0	2	0	0	0	0										
1 Billy Burns, S OBP: 0.167, SLG: 0.167											0	1	0	0	0	0	0										
20 Josh Donaldson, R OBP: 0.339, SLG: 0.458											5	3	3	2	1	1	1										
10 Adam Dunn, L OBP: 0.342, SLG: 0.426											3	1	1	1	0	1	1										
7 Alberto Callaspo, S OBP: 0.293, SLG: 0.293											1	0	0	0	0	0	1										
37 Brandon Moss, L OBP: 0.332, SLG: 0.444											4	1	1	1	1	1	3										
8 Jed Lowrie, S OBP: 0.321, SLG: 0.354											0	0	0	0	1	0	0										
1 Nick Punto, S OBP: 0.302, SLG: 0.289											2	1	1	0	1	0	0										
16 Josh Reddick, L OBP: 0.305, SLG: 0.423											1	0	0	1	0	1	3										
15 Jonny Gomes, R OBP: 0.323, SLG: 0.330											1	0	0	0	0	2											
23 Sam Fuld, L OBP: 0.323, SLG: 0.351											1	0	0	0	1	0	0										
17 Geovany Soto, R OBP: 0.290, SLG: 0.349											3	0	1	3	2	1	4										
28 Eric Sogard, L OBP: 0.294, SLG: 0.264											4	0	0	0	1	4	6										
<b>Inning Stats</b>	R: 3 E: 0 K: 0 S: 17	H: 3 LOB: 2 BB: 1 P: 32	R: 0 E: 0 K: 1 S: 7	H: 0 LOB: 0 BB: 0 P: 7	R: 1 E: 0 K: 2 S: 15	H: 0 LOB: 3 BB: 3 P: 29	R: 0 E: 0 K: 0 S: 5	H: 0 LOB: 0 BB: 0 P: 5	R: 2 E: 0 K: 0 S: 14	H: 1 LOB: 2 BB: 3 P: 32	R: 0 E: 0 K: 1 S: 9	H: 0 LOB: 1 BB: 1 P: 21	R: 0 E: 0 K: 1 S: 10	H: 1 LOB: 1 BB: 0 P: 19	R: 0 E: 0 K: 3 S: 15	H: 1 LOB: 2 BB: 0 P: 27	R: 2 E: 0 K: 0 S: 4	H: 2 LOB: 1 BB: 0 P: 8	1B: 5 2B: 2 3B: 1 HR: 1	SF: 1 SAC: 0 DP: 0 HBP: 2	WP: 1 PB: 0 SB: 1 CS: 0	PA: 48					
<b>PITCHER</b>	IP 4.1	WLS 24	BF 3	H 6	R 6	ER 6	SO 1	BB 0	IBB 0	HBP 2	BLK 0	WP 0	HR 0	S 48	P 85	ERA 12.46	WHIP 2.077										
34 A.J. Burnett, R ERA: 4.57	(1.1)																										
56 Cesar Jimenez, L ERA: 1.69	(5.1)	1.0	5	1	0	0	1	1	0	0	0	0	0	14	26	0.00	2.000										
57 Luis Garcia, R ERA: 1.34	(6.1)	1.2	7	1	0	0	2	1	0	0	0	1	0	19	35	0.00	1.200										
63 Jake Diekmann, L ERA: 3.49	(8.1)	1.0	4	1	0	0	1	0	0	0	0	0	0	10	19	0.00	1.000										
30 Justin De Fratus, R ERA: 2.45	(8.1)	1.0	5	1	0	0																					




Batter	1	2	3	4	5	6	7	8	9	AB	R	H	RBI	BB	SO	LOB	TOP							
2 Ben Revere, L (1, 8) OBP: 0.325, SLG: 0.365										4	0	1	0	0	0	1	<b>Philadelphia Phillies @ Miami Marlins</b> Marlins Park, Miami, FL Tue Sep 23 2014, 7:12 PM - 9:31 PM EDT Att: 18,969 - Roof Closed - 75 F							
51 Carlos Ruiz, R (1, 2) OBP: 0.346, SLG: 0.375										3	0	0	0	1	0	1								
26 Chase Utley, L (1, 4) OBP: 0.341, SLG: 0.409										4	0	1	0	0	0	1								
6 Ryan Howard, L (1, 3) OBP: 0.309, SLG: 0.376										4	0	0	0	0	1	3								
3 Marlon Byrd, R (1, 9) OBP: 0.312, SLG: 0.450										4	0	1	0	0	1	0								
9 Dornic Brown, L (1, 7) OBP: 0.289, SLG: 0.357										4	0	2	0	0	0	0								
25 Cody Asche, L (1, 5) OBP: 0.311, SLG: 0.391										4	0	1	0	0	0	3								
13 Freddy Galvis, S (1, 6) OBP: 0.230, SLG: 0.337										3	0	1	0	0	0	1								
24 Grady Sizemore, L (9, PH) OBP: 0.297, SLG: 0.357										1	0	0	0	0	0	2								
35 Cole Hamels, L (1, 1) OBP: 0.183, SLG: 0.217										2	0	1	0	0	1	2								
16 César Hernández, S (8, PH) OBP: 0.287, SLG: 0.277										1	0	0	0	0	0	0								
30 Justin De Fratus, S (8, 1)										0	0	0	0	0	0	0								
18 Darin Ruf, R (9, PH) OBP: 0.303, SLG: 0.402										1	0	0	0	0	1	2								
<b>Inning Stats</b>	R: 0 E: 0 K: 0 S: 9	H: 1 LOB: 1 BB: 0 P: 12	R: 0 E: 0 K: 2 S: 11	H: 2 LOB: 2 BB: 0 P: 14	R: 0 E: 0 K: 0 S: 7	H: 0 LOB: 0 BB: 0 P: 13	R: 0 E: 0 K: 0 S: 7	H: 0 LOB: 0 BB: 0 P: 12	R: 0 E: 0 K: 0 S: 9	H: 1 LOB: 1 BB: 0 P: 16	R: 0 E: 0 K: 0 S: 4	H: 0 LOB: 0 BB: 0 P: 6	R: 0 E: 0 K: 0 S: 8	H: 1 LOB: 1 BB: 0 P: 9	R: 0 E: 0 K: 1 S: 15	H: 2 LOB: 2 BB: 1 P: 21	R: 0 E: 0 K: 1 S: 13	H: 2 LOB: 2 BB: 0 P: 18	1B: 7 2B: 1 3B: 0 HR: 0	SF: 0 SAC: 0 DP: 0 HBP: 0	WP: 0 PB: 0 SB: 0 CS: 0	PA: 36		
<b>PITCHER</b>	IP WLS BF H R ER SO BB IBB HBP BLK WP HR S P ERA WHIP	IP WLS BF H R ER SO BB IBB HBP BLK WP HR S P ERA WHIP	IP WLS BF H R ER SO BB IBB HBP BLK WP HR S P ERA WHIP	IP WLS BF H R ER SO BB IBB HBP BLK WP HR S P ERA WHIP	IP WLS BF H R ER SO BB IBB HBP BLK WP HR S P ERA WHIP	IP WLS BF H R ER SO BB IBB HBP BLK WP HR S P ERA WHIP	IP WLS BF H R ER SO BB IBB HBP BLK WP HR S P ERA WHIP	IP WLS BF H R ER SO BB IBB HBP BLK WP HR S P ERA WHIP	IP WLS BF H R ER SO BB IBB HBP BLK WP HR S P ERA WHIP	IP WLS BF H R ER SO BB IBB HBP BLK WP HR S P ERA WHIP	IP WLS BF H R ER SO BB IBB HBP BLK WP HR S P ERA WHIP	IP WLS BF H R ER SO BB IBB HBP BLK WP HR S P ERA WHIP	IP WLS BF H R ER SO BB IBB HBP BLK WP HR S P ERA WHIP	IP WLS BF H R ER SO BB IBB HBP BLK WP HR S P ERA WHIP	IP WLS BF H R ER SO BB IBB HBP BLK WP HR S P ERA WHIP	IP WLS BF H R ER SO BB IBB HBP BLK WP HR S P ERA WHIP	IP WLS BF H R ER SO BB IBB HBP BLK WP HR S P ERA WHIP	IP WLS BF H R ER SO BB IBB HBP BLK WP HR S P ERA WHIP	IP WLS BF H R ER SO BB IBB HBP BLK WP HR S P ERA WHIP	IP WLS BF H R ER SO BB IBB HBP BLK WP HR S P ERA WHIP	IP WLS BF H R ER SO BB IBB HBP BLK WP HR S P ERA WHIP	IP WLS BF H R ER SO BB IBB HBP BLK WP HR S P ERA WHIP	IP WLS BF H R ER SO BB IBB HBP BLK WP HR S P ERA WHIP	IP WLS BF H R ER SO BB IBB HBP BLK WP HR S P ERA WHIP

Batter	1	2	3	4	5	6	7	8	9	AB	R	H	RBI	BB	SO	LOB	BOTTOM							
21 Christian Yelich, L (1, 7) OBP: 0.388, SLG: 0.412										4	1	2	0	0	0	0	<b>Philadelphia Phillies @ Miami Marlins</b> Marlins Park, Miami, FL Tue Sep 23 2014, 7:12 PM - 9:31 PM EDT Att: 18,969 - Roof Closed - 75 F							
17 Donovan Solano, R (1, 4) OBP: 0.299, SLG: 0.312										3	0	0	0	0	0	1								
9 Casey McGehee, R (1, 5) OBP: 0.357, SLG: 0.359										3	0	0	1	0	0	1								
10 Jeff Baker, R (1, 3) OBP: 0.309, SLG: 0.398										4	1	1	0	0	0	1								
39 Jarrod Saltalamacchia, S (1, 2) OBP: 0.322, SLG: 0.387										3	0	1	0	0	2	0								
59 Ed Lucas, R (1, 9) OBP: 0.288, SLG: 0.299										3	0	2	1	0	0	0								
1 Jordany Valdespin, L (7, 9) OBP: 0.277, SLG: 0.355										0	0	0	0	0	0	0								
3 Adeiny Hechavarría, R (1, 6) OBP: 0.306, SLG: 0.356										3	0	1	0	0	1	3								
12 Enrique Hernández, R (1, 8) OBP: 0.333, SLG: 0.400										2	0	0	0	1	1	1								
37 Henderson Alvarez III, R (1, 1) OBP: 0.211, SLG: 0.200										3	0	0	0	0	0	3								
40 Mike Dunn, L (8, 1)										0	0	0	0	0	0	0								
31 Steve Cishek, R (9, 1)										0	0	0	0	0	0	0								
<b>Inning Stats</b>	R: 0 E: 0 K: 0 S: 11	H: 1 LOB: 1 BB: 0 P: 19	R: 0 E: 0 K: 1 S: 11	H: 1 LOB: 1 BB: 0 P: 15	R: 0 E: 0 K: 0 S: 8	H: 0 LOB: 0 BB: 0 P: 11	R: 1 E: 0 K: 1 S: 13	H: 3 LOB: 3 BB: 1 P: 21	R: 1 E: 0 K: 0 S: 6	H: 1 LOB: 0 BB: 0 P: 8	R: 0 E: 0 K: 1 S: 14	H: 1 LOB: 0 BB: 0 P: 21	R: 0 E: 0 K: 1 S: 6	H: 0 LOB: 0 BB: 0 P: 8	R: 0 E: 0 K: 0 S: 10	H: 0 LOB: 0 BB: 0 P: 14	R: 0 E: 0 K: 0 S: 10	H: 0 LOB: 0 BB: 0 P: 14	1B: 6 2B: 1 3B: 0 HR: 0	SF: 1 SAC: 1 DP: 1 HBP: 0	WP: 0 PB: 0 SB: 0 CS: 0	PA: 31		
<b>PITCHER</b>	IP WLS BF H R ER SO BB IBB HBP BLK WP HR S P ERA WHIP	IP WLS BF H R ER SO BB IBB HBP BLK WP HR S P ERA WHIP	IP WLS BF H R ER SO BB IBB HBP BLK WP HR S P ERA WHIP	IP WLS BF H R ER SO BB IBB HBP BLK WP HR S P ERA WHIP	IP WLS BF H R ER SO BB IBB HBP BLK WP HR S P ERA WHIP	IP WLS BF H R ER SO BB IBB HBP BLK WP HR S P ERA WHIP	IP WLS BF H R ER SO BB IBB HBP BLK WP HR S P ERA WHIP	IP WLS BF H R ER SO BB IBB HBP BLK WP HR S P ERA WHIP	IP WLS BF H R ER SO BB IBB HBP BLK WP HR S P ERA WHIP	IP WLS BF H R ER SO BB IBB HBP BLK WP HR S P ERA WHIP	IP WLS BF H R ER SO BB IBB HBP BLK WP HR S P ERA WHIP	IP WLS BF H R ER SO BB IBB HBP BLK WP HR S P ERA WHIP	IP WLS BF H R ER SO BB IBB HBP BLK WP HR S P ERA WHIP	IP WLS BF H R ER SO BB IBB HBP BLK WP HR S P ERA WHIP	IP WLS BF H R ER SO BB IBB HBP BLK WP HR S P ERA WHIP	IP WLS BF H R ER SO BB IBB HBP BLK WP HR S P ERA WHIP	IP WLS BF H R ER SO BB IBB HBP BLK WP HR S P ERA WHIP	IP WLS BF H R ER SO BB IBB HBP BLK WP HR S P ERA WHIP	IP WLS BF H R ER SO BB IBB HBP BLK WP HR S P ERA WHIP	IP WLS BF H R ER SO BB IBB HBP BLK WP HR S P ERA WHIP	IP WLS BF H R ER SO BB IBB HBP BLK WP HR S P ERA WHIP	IP WLS BF H R ER SO BB IBB HBP BLK WP HR S P ERA WHIP	IP WLS BF H R ER SO BB IBB HBP BLK WP HR S P ERA WHIP	IP WLS BF H R ER SO BB IBB HBP BLK WP HR S P ERA WHIP

**AB 35**  
**R 0**  
**H 8**  
**RBI 0**  
**BB 1**  
**SO 4**  
**LOB 16**



**AB 28**  
**R 2**  
**H 7**  
**RBI 2**  
**BB 1**  
**SO 4**  
**LOB 10**









Batter	1	2	3	4	5	6	7	8	9	AB	R	H	RBI	BB	SO	LOB	TOP			
2 Ben Revere, L OBP: 0.327, SLG: 0.364										4	2	2	0	0	0	2	<b>Philadelphia Phillies @ Miami Marlins</b> Marlins Park, Miami, FL Thu Sep 25 2014, 4:12 PM - 7:12 PM EDT Att: 24,259 - Roof Closed - 74 F			
25 Cody Asche, L OBP: 0.310, SLG: 0.392										4	0	1	0	0	0	4				
26 Chase Utley, L OBP: 0.340, SLG: 0.408										4	1	2	2	0	1	1				
6 Ryan Howard, L OBP: 0.307, SLG: 0.371										4	0	0	0	0	4	4				
9 Dornic Brown, L OBP: 0.290, SLG: 0.356										4	0	1	2	0	0	2				
24 Grady Sizemore, L OBP: 0.294, SLG: 0.353										4	0	0	0	0	1	1				
51 Carlos Ruiz, R OBP: 0.346, SLG: 0.375										4	0	1	0	0	2	0				
13 Freddy Galvis, S OBP: 0.217, SLG: 0.315										3	0	0	0	0	2	1				
18 Darin Ruf, R OBP: 0.307, SLG: 0.406										1	0	0	0	0	0	0				
55 David Buchanan, R OBP: 0.206, SLG: 0.133										1	1	1	0	1	0	0				
59 Antonio Bastardo, R OBP: 0.293, SLG: 0.283										0	0	0	0	0	0	0				
16 César Hernández, S OBP: 0.253, SLG: 0.283										1	0	1	0	0	0	0				
63 Jake Diekman, R OBP: 0.307, SLG: 0.406										0	0	0	0	0	0	0				
57 Luis García, R OBP: 0.307, SLG: 0.406										0	0	0	0	0	0	0				
<b>Inning Stats</b>	R: 1 H: 2 E: 0 K: 1 S: 10	WLS: 2 BF: 28 LOB: 1 BB: 0 P: 14	R: 0 H: 1 E: 0 K: 1 S: 8	ER: 1 LOB: 1 BB: 0 P: 11	R: 0 H: 0 E: 0 K: 0 S: 10	BB: 0 IBB: 0 HBP: 0 BLK: 0 WP: 0 HR: 0 S: 68 P: 104	ERA: 5.14 WHIP: 1.286	R: 0 H: 0 E: 0 K: 1 S: 6	R: 0 H: 0 E: 0 K: 1 S: 6	R: 3 H: 4 E: 0 K: 1 S: 15	WLS: 4 BF: 24 LOB: 1 BB: 0 P: 24	R: 0 H: 1 E: 0 K: 1 S: 12	R: 0 H: 1 E: 0 K: 1 S: 11	R: 0 H: 0 E: 0 K: 2 S: 11	R: 0 H: 0 E: 0 K: 2 S: 11	1B: 6 2B: 4 3B: 0 HR: 0	SF: 0 SAC: 0 DP: 2 HBP: 0	WP: 0 PB: 0 SB: 2 CS: 1	PA: 35	
<b>PITCHER</b>	IP WLS BF H R ER SO BB IBB HBP BLK WP HR S P ERA WHIP	IP WLS BF H R ER SO BB IBB HBP BLK WP HR S P ERA WHIP	IP WLS BF H R ER SO BB IBB HBP BLK WP HR S P ERA WHIP	IP WLS BF H R ER SO BB IBB HBP BLK WP HR S P ERA WHIP	IP WLS BF H R ER SO BB IBB HBP BLK WP HR S P ERA WHIP	IP WLS BF H R ER SO BB IBB HBP BLK WP HR S P ERA WHIP	IP WLS BF H R ER SO BB IBB HBP BLK WP HR S P ERA WHIP	IP WLS BF H R ER SO BB IBB HBP BLK WP HR S P ERA WHIP	IP WLS BF H R ER SO BB IBB HBP BLK WP HR S P ERA WHIP	IP WLS BF H R ER SO BB IBB HBP BLK WP HR S P ERA WHIP	IP WLS BF H R ER SO BB IBB HBP BLK WP HR S P ERA WHIP	IP WLS BF H R ER SO BB IBB HBP BLK WP HR S P ERA WHIP	IP WLS BF H R ER SO BB IBB HBP BLK WP HR S P ERA WHIP	IP WLS BF H R ER SO BB IBB HBP BLK WP HR S P ERA WHIP	IP WLS BF H R ER SO BB IBB HBP BLK WP HR S P ERA WHIP	IP WLS BF H R ER SO BB IBB HBP BLK WP HR S P ERA WHIP	IP WLS BF H R ER SO BB IBB HBP BLK WP HR S P ERA WHIP	IP WLS BF H R ER SO BB IBB HBP BLK WP HR S P ERA WHIP	IP WLS BF H R ER SO BB IBB HBP BLK WP HR S P ERA WHIP	IP WLS BF H R ER SO BB IBB HBP BLK WP HR S P ERA WHIP

AB	34
R	4
H	9
RBI	4
BB	1
SO	10
LOB	15



Batter	1	2	3	4	5	6	7	8	9	AB	R	H	RBI	BB	SO	LOB	BOTTOM			
21 Christian Yelich, L OBP: 0.368, SLG: 0.412										4	2	1	0	0	0	3	<b>Philadelphia Phillies @ Miami Marlins</b> Marlins Park, Miami, FL Thu Sep 25 2014, 4:12 PM - 7:12 PM EDT Att: 24,259 - Roof Closed - 74 F			
17 Donovan Solano, R OBP: 0.301, SLG: 0.317										4	2	2	1	0	0	2				
9 Casey McGehee, R OBP: 0.356, SLG: 0.362										3	0	2	3	0	0	0				
46 Garrett Jones, L OBP: 0.310, SLG: 0.413										4	0	3	1	0	0	1				
31 Steve Cishek, R OBP: 0.307, SLG: 0.394										0	0	0	0	0	0	0				
39 Jarrod Saltalamacchia, S OBP: 0.321, SLG: 0.366										4	0	1	0	0	0	3				
48 Justin Bour, L OBP: 0.353, SLG: 0.361										2	0	1	0	0	0	1				
10 Jeff Baker, R OBP: 0.307, SLG: 0.394										2	0	0	0	0	1	2				
12 Enrique Hernández, R OBP: 0.336, SLG: 0.420										3	0	0	0	1	0	4				
3 Adeiny Hechavarria, R OBP: 0.307, SLG: 0.356										4	1	3	0	0	0	1				
34 Tom Koehler, R OBP: 0.078, SLG: 0.060										1	0	0	0	0	0	1				
5 Reed Johnson, R OBP: 0.257, SLG: 0.346										1	1	1	0	0	0	0				
40 Mike Dunn, L OBP: 0.284, SLG: 0.355										0	0	0	0	0	0	0				
1 Jordany Valdespin, L OBP: 0.284, SLG: 0.355										0	0	0	0	0	0	0				
<b>Inning Stats</b>	R: 2 H: 3 E: 0 K: 0 S: 15	WLS: 3 BF: 23 LOB: 1 BB: 0 P: 21	R: 0 H: 1 E: 0 K: 0 S: 5	ER: 1 LOB: 0 BB: 0 P: 9	R: 0 H: 0 E: 0 K: 0 S: 6	R: 0 H: 2 E: 0 K: 0 S: 8	BB: 0 IBB: 0 HBP: 0 BLK: 0 WP: 0 HR: 0 S: 50 P: 76	ERA: 3.38 WHIP: 1.688	R: 0 H: 1 E: 0 K: 0 S: 10	R: 0 H: 1 E: 0 K: 0 S: 10	WLS: 2 BF: 10 LOB: 1 BB: 0 P: 17	R: 0 H: 2 E: 0 K: 1 S: 12	R: 4 H: 5 E: 1 K: 0 S: 17	R: 0 H: 0 E: 0 K: 0 S: 10	R: 0 H: 0 E: 0 K: 2 S: 10	1B: 12 2B: 3 3B: 0 HR: 0	SF: 1 SAC: 1 DP: 4 HBP: 1	WP: 1 PB: 0 SB: 0 CS: 1	PA: 37	
<b>PITCHER</b>	IP WLS BF H R ER SO BB IBB HBP BLK WP HR S P ERA WHIP	IP WLS BF H R ER SO BB IBB HBP BLK WP HR S P ERA WHIP	IP WLS BF H R ER SO BB IBB HBP BLK WP HR S P ERA WHIP	IP WLS BF H R ER SO BB IBB HBP BLK WP HR S P ERA WHIP	IP WLS BF H R ER SO BB IBB HBP BLK WP HR S P ERA WHIP	IP WLS BF H R ER SO BB IBB HBP BLK WP HR S P ERA WHIP	IP WLS BF H R ER SO BB IBB HBP BLK WP HR S P ERA WHIP	IP WLS BF H R ER SO BB IBB HBP BLK WP HR S P ERA WHIP	IP WLS BF H R ER SO BB IBB HBP BLK WP HR S P ERA WHIP	IP WLS BF H R ER SO BB IBB HBP BLK WP HR S P ERA WHIP	IP WLS BF H R ER SO BB IBB HBP BLK WP HR S P ERA WHIP	IP WLS BF H R ER SO BB IBB HBP BLK WP HR S P ERA WHIP	IP WLS BF H R ER SO BB IBB HBP BLK WP HR S P ERA WHIP	IP WLS BF H R ER SO BB IBB HBP BLK WP HR S P ERA WHIP	IP WLS BF H R ER SO BB IBB HBP BLK WP HR S P ERA WHIP	IP WLS BF H R ER SO BB IBB HBP BLK WP HR S P ERA WHIP	IP WLS BF H R ER SO BB IBB HBP BLK WP HR S P ERA WHIP	IP WLS BF H R ER SO BB IBB HBP BLK WP HR S P ERA WHIP	IP WLS BF H R ER SO BB IBB HBP BLK WP HR S P ERA WHIP	IP WLS BF H R ER SO BB IBB HBP BLK WP HR S P ERA WHIP

AB	32
R	6
H	14
RBI	5
BB	2
SO	1
LOB	18





Batter	1	2	3	4	5	6	7	8	9	AB	R	H	RBI	BB	SO	LOB	TOP			
15 Phil Gosselin, R (1.6) OBP: 0.305, SLG: 0.328 17 Joey Terdoslavich, S (9, PH) OBP: 0.376, SLG: 0.652										4	1	1	0	0	1	2	<b>Atlanta Braves @ Philadelphia Phillies</b> Citizens Bank Park, Philadelphia, PA Fri Sep 26 2014, 7:08 PM - 9:49 PM EDT Att: 33,121 - Clear - 74 F			
14 Ramiro Pena, S (1.4) OBP: 0.304, SLG: 0.347										4	1	1	0	0	1	1				
5 Freddie Freeman, L (1.3) OBP: 0.386, SLG: 0.463										4	0	2	1	0	0	1				
8 Justin Upton, R (1.7) OBP: 0.341, SLG: 0.484										4	0	1	1	0	1	2				
22 Jason Heyward, L (1.9) OBP: 0.349, SLG: 0.382										4	1	1	0	0	0	2				
25 Christian Bethancourt, R (1.2) OBP: 0.283, SLG: 0.284										4	0	1	0	0	0	3				
23 Chris Johnson, R (1.5) OBP: 0.295, SLG: 0.364										4	1	1	2	0	1	1				
2 B.J. Upton, R (1.8) OBP: 0.285, SLG: 0.328										3	0	1	0	1	2	0				
30 Ervin Santana, R (1.1) OBP: 0.195, SLG: 0.192 61 Chasen Shreve, L (6.1) OBP: 0.236, SLG: 0.332 4 Ryan Doumit, S (7, PH) OBP: 0.236, SLG: 0.332 13 Jose Constanza, L (7, PH) OBP: 0.236, SLG: 0.332 52 Jordan Walden, R (7, 1) OBP: 0.236, SLG: 0.332 38 Anthony Varvaro, R (8, 1) OBP: 0.236, SLG: 0.332 24 Evan Gattis, R (9, PH) OBP: 0.236, SLG: 0.332										2	0	1	0	0	0	1				
<b>Inning Stats</b>	R: 2 E: 0 K: 0 S: 13	H: 3 LOB: 1 BB: 0 P: 13	R: 0 E: 0 K: 1 S: 11	H: 1 LOB: 1 BB: 0 P: 16	R: 0 E: 0 K: 0 S: 6	H: 0 LOB: 0 BB: 0 P: 9	R: 2 E: 0 K: 0 S: 12	H: 2 LOB: 0 BB: 1 P: 18	R: 0 E: 0 K: 2 S: 11	H: 1 LOB: 0 BB: 0 P: 15	R: 0 E: 0 K: 1 S: 9	H: 1 LOB: 0 BB: 0 P: 12	R: 0 E: 0 K: 1 S: 8	H: 1 LOB: 1 BB: 0 P: 13	R: 0 E: 0 K: 1 S: 9	H: 1 LOB: 1 BB: 0 P: 18		1B: 5 2B: 5 3B: 0 HR: 1	SF: 0 SAC: 0 DP: 2 HBP: 0	WP: 0 PB: 0 SB: 0 CS: 0
<b>PITCHER</b>	IP WLS BF H R ER SO BB IBB HBP BLK WP HR S P ERA WHIP	IP WLS BF H R ER SO BB IBB HBP BLK WP HR S P ERA WHIP	IP WLS BF H R ER SO BB IBB HBP BLK WP HR S P ERA WHIP	IP WLS BF H R ER SO BB IBB HBP BLK WP HR S P ERA WHIP	IP WLS BF H R ER SO BB IBB HBP BLK WP HR S P ERA WHIP	IP WLS BF H R ER SO BB IBB HBP BLK WP HR S P ERA WHIP	IP WLS BF H R ER SO BB IBB HBP BLK WP HR S P ERA WHIP	IP WLS BF H R ER SO BB IBB HBP BLK WP HR S P ERA WHIP	IP WLS BF H R ER SO BB IBB HBP BLK WP HR S P ERA WHIP	IP WLS BF H R ER SO BB IBB HBP BLK WP HR S P ERA WHIP	IP WLS BF H R ER SO BB IBB HBP BLK WP HR S P ERA WHIP	IP WLS BF H R ER SO BB IBB HBP BLK WP HR S P ERA WHIP	IP WLS BF H R ER SO BB IBB HBP BLK WP HR S P ERA WHIP	IP WLS BF H R ER SO BB IBB HBP BLK WP HR S P ERA WHIP	IP WLS BF H R ER SO BB IBB HBP BLK WP HR S P ERA WHIP	IP WLS BF H R ER SO BB IBB HBP BLK WP HR S P ERA WHIP	IP WLS BF H R ER SO BB IBB HBP BLK WP HR S P ERA WHIP	IP WLS BF H R ER SO BB IBB HBP BLK WP HR S P ERA WHIP		

AB	36
R	4
H	11
RBI	4
BB	1
SO	6
LOB	15



Batter	1	2	3	4	5	6	7	8	9	AB	R	H	RBI	BB	SO	LOB	BOTTOM	
2 Ben Revere, L (1.8) OBP: 0.326, SLG: 0.363										4	0	1	1	0	1	3	<b>Atlanta Braves @ Philadelphia Phillies</b> Citizens Bank Park, Philadelphia, PA Fri Sep 26 2014, 7:08 PM - 9:49 PM EDT Att: 33,121 - Clear - 74 F	
51 Carlos Ruiz, R (1.2) OBP: 0.348, SLG: 0.373										2	1	0	0	2	1	1		
26 Chase Utley, L (1.4) OBP: 0.338, SLG: 0.405										4	0	0	0	0	0	4		
6 Ryan Howard, L (1.3) OBP: 0.306, SLG: 0.372 19 Tony Gwynn Jr., L (7, PH) OBP: 0.264, SLG: 0.190 53 Ken Giles, R (8, 1) OBP: 0.264, SLG: 0.190 58 Jonathan Papelbon, R (9, 1) OBP: 0.264, SLG: 0.190										4	0	1	0	0	1	0		
3 Marlon Byrd, R (1.9) OBP: 0.313, SLG: 0.449										4	1	1	1	0	1	1		
9 Domico Brown, L (1.7) OBP: 0.290, SLG: 0.355										4	1	1	0	0	0	2		
25 Cody Asche, L (1.5) OBP: 0.312, SLG: 0.395										4	2	2	1	0	2	0		
13 Freddy Galvis, S (1.6) OBP: 0.226, SLG: 0.322										4	0	2	1	0	1	0		
31 Jerome Williams, R (1.1) OBP: 0.167, SLG: 0.167 24 Grady Sizemore, L (6, PH) OBP: 0.296, SLG: 0.353 57 Luis Garcia, R (7, 1) OBP: 0.296, SLG: 0.353 18 Darin Ruf, R (8, 3) OBP: 0.304, SLG: 0.402										1	0	1	0	0	0	0		
<b>Inning Stats</b>	R: 0 E: 0 K: 0 S: 8	H: 0 LOB: 0 BB: 0 P: 13	R: 0 E: 0 K: 2 S: 8	H: 0 LOB: 0 BB: 0 P: 12	R: 0 E: 0 K: 2 S: 14	H: 2 LOB: 3 BB: 1 P: 23	R: 0 E: 0 K: 0 S: 6	H: 0 LOB: 0 BB: 0 P: 10	R: 1 E: 0 K: 1 S: 3	H: 4 LOB: 2 BB: 1 P: 27	R: 0 E: 0 K: 0 S: 12	H: 1 LOB: 2 BB: 1 P: 24	R: 0 E: 0 K: 2 S: 7	H: 0 LOB: 0 BB: 0 P: 9	1B: 7 2B: 2 3B: 0 HR: 0	SF: 0 SAC: 1 DP: 0 HBP: 0		WP: 1 PB: 0 SB: 0 CS: 0
<b>PITCHER</b>	IP WLS BF H R ER SO BB IBB HBP BLK WP HR S P ERA WHIP	IP WLS BF H R ER SO BB IBB HBP BLK WP HR S P ERA WHIP	IP WLS BF H R ER SO BB IBB HBP BLK WP HR S P ERA WHIP	IP WLS BF H R ER SO BB IBB HBP BLK WP HR S P ERA WHIP	IP WLS BF H R ER SO BB IBB HBP BLK WP HR S P ERA WHIP	IP WLS BF H R ER SO BB IBB HBP BLK WP HR S P ERA WHIP	IP WLS BF H R ER SO BB IBB HBP BLK WP HR S P ERA WHIP	IP WLS BF H R ER SO BB IBB HBP BLK WP HR S P ERA WHIP	IP WLS BF H R ER SO BB IBB HBP BLK WP HR S P ERA WHIP	IP WLS BF H R ER SO BB IBB HBP BLK WP HR S P ERA WHIP	IP WLS BF H R ER SO BB IBB HBP BLK WP HR S P ERA WHIP	IP WLS BF H R ER SO BB IBB HBP BLK WP HR S P ERA WHIP	IP WLS BF H R ER SO BB IBB HBP BLK WP HR S P ERA WHIP	IP WLS BF H R ER SO BB IBB HBP BLK WP HR S P ERA WHIP	IP WLS BF H R ER SO BB IBB HBP BLK WP HR S P ERA WHIP	IP WLS BF H R ER SO BB IBB HBP BLK WP HR S P ERA WHIP	IP WLS BF H R ER SO BB IBB HBP BLK WP HR S P ERA WHIP	

AB	32
R	5
H	9
RBI	4
BB	3
SO	8
LOB	11





Batter	1	2	3	4	5	6	7	8	9	AB	R	H	RBI	BB	SO	LOB	TOP			
1 Emilio Bonifacio, S (1.4)	G4-3		K			G5-3		K		4	0	0	0	0	2	0	Atlanta Braves @ Philadelphia Phillies Citizens Bank Park, Philadelphia, PA Sat Sep 27 2014, 7:08 PM - 10:13 PM EDT Att: 33,761 - Clear - 78 F			
19 Andrelton Simmons, R (1.6)	F9		G6-3			G6-3		F9		4	0	0	0	0	0	0				
5 Freddie Freeman, L (1.3)	G4-3							K		3	1	1	0	1	1	0				
8 Justin Upton, R (1.7)										4	2	2	2	0	1	1				
22 Jason Heyward, L (1.9)										3	0	2	0	1	1	1				
25 Christian Bethancourt, R (1.2)										4	0	0	0	0	0	3				
23 Chris Johnson, R (1.5)										4	0	0	0	0	3	3				
2 B.J. Upton, R (1.8)										3	1	1	1	1	0	2				
34 Aaron Harang, R (1.1)										3	0	0	0	0	2	2				
61 Chasen Shreve, L (7.1)										0	0	0	0	0	0	0				
48 David Carpenter, R (8.1)										0	0	0	0	0	0	0				
46 Craig Kimbrel, R (9.1)										0	0	0	0	0	0	0				
<b>Inning Stats</b>	R: 0 H: 0 E: 0 K: 0 S: 13	H: 0 LOB: 0 BB: 0 P: 20	R: 1 H: 2 E: 0 K: 1 S: 9	H: 1 LOB: 0 BB: 0 P: 14	R: 1 H: 1 E: 0 K: 2 S: 12	H: 1 LOB: 0 BB: 0 P: 17	R: 0 H: 1 E: 0 K: 2 S: 9	H: 1 LOB: 1 BB: 0 P: 16	R: 0 H: 0 E: 0 K: 1 S: 6	H: 0 LOB: 0 BB: 0 P: 8	R: 2 H: 1 E: 0 K: 1 S: 14	H: 1 LOB: 2 BB: 3 P: 30	R: 0 H: 0 E: 0 K: 2 S: 10	H: 0 LOB: 0 BB: 0 P: 14	R: 0 H: 1 E: 1 K: 1 S: 14	H: 1 LOB: 2 BB: 0 P: 20	1B: 3 2B: 2 3B: 0 HR: 2	SF: 0 SAC: 0 DP: 2 HBP: 0	WP: 0 PB: 0 SB: 1 CS: 1	PA: 35
<b>PITCHER</b>	IP WLS BF H R ER SO	IP WLS BF H R ER SO	IP WLS BF H R ER SO	IP WLS BF H R ER SO	IP WLS BF H R ER SO	IP WLS BF H R ER SO	IP WLS BF H R ER SO	IP WLS BF H R ER SO	IP WLS BF H R ER SO	IP WLS BF H R ER SO	IP WLS BF H R ER SO	IP WLS BF H R ER SO	IP WLS BF H R ER SO	IP WLS BF H R ER SO	IP WLS BF H R ER SO	IP WLS BF H R ER SO	ERA WHIP	ERA WHIP		
34 A.J. Burnett, R (1.1)	6.2	L	26	5	4	4	7	3	0	0	0	0	0	2	70	119	5.40	1.200		
30 Justin De Fratus, R (7.1)	0.1		1	0	0	0	0	0	0	0	0	0	0	1	1	0.00	0.000			
59 Antonio Bastardo, L (8.1)	1.0		3	0	0	0	2	0	0	0	0	0	0	10	14	0.00	0.000			
75 Miguel Alfredo Gonzalez, R (1.1)	1.0		5	1	0	0	1	0	0	0	0	0	0	14	20	0.00	1.000			

Batter	1	2	3	4	5	6	7	8	9	AB	R	H	RBI	BB	SO	LOB	BOTTOM			
2 Ben Revere, L (1.8)	L8		G4-3			G5-3		L6		5	0	1	0	0	0	4	Atlanta Braves @ Philadelphia Phillies Citizens Bank Park, Philadelphia, PA Sat Sep 27 2014, 7:08 PM - 10:13 PM EDT Att: 33,761 - Clear - 78 F			
25 Cody Asche, L (1.5)	K2-3		G4-3			P4		F8		4	0	0	0	0	1	0				
26 Chase Utley, L (1.4)	K							G1-6-3		4	1	2	0	0	1	0				
6 Ryan Howard, L (1.3)								L7		4	1	3	2	0	0	0				
3 Marlon Byrd, R (1.9)										3	0	1	0	1	1	2				
9 Dominic Brown, L (1.7)										4	0	0	0	0	0	4				
21 Wil Nieves, R (1.2)										3	0	2	0	0	1	1				
19 Tony Gwynn Jr., L (9. PH)										0	0	0	0	0	0	0				
4 Andrés Blanco, S (1.6)										2	0	0	0	0	1	2				
16 César Hernández, R (7. PH)										1	0	0	0	0	0	1				
13 Freddy Galvis, S (8.6)										1	0	0	0	0	1	2				
34 A.J. Burnett, R (1.1)										1	0	0	0	0	0	0				
30 Justin De Fratus, S (7. PH)										0	0	0	0	0	0	0				
24 Grady Sizemore, L (7. PH)										0	0	0	0	0	0	0				
59 Antonio Bastardo, R (8.1)										0	0	0	0	0	0	0				
75 Miguel Alfredo Gonzalez, R (9.1)										0	0	0	0	0	0	0				
18 Darin Ruf, R (9. PH)										0	0	0	0	1	0	0				
<b>Inning Stats</b>	R: 0 H: 0 E: 0 K: 2 S: 9	H: 1 LOB: 1 BB: 1 P: 18	R: 0 H: 0 E: 0 K: 0 S: 11	H: 0 LOB: 0 BB: 0 P: 17	R: 0 H: 2 E: 0 K: 0 S: 10	H: 2 LOB: 1 BB: 0 P: 13	R: 0 H: 2 E: 0 K: 1 S: 9	H: 2 LOB: 1 BB: 0 P: 12	R: 1 H: 2 E: 0 K: 1 S: 12	H: 2 LOB: 1 BB: 0 P: 17	R: 0 H: 1 E: 0 K: 0 S: 10	H: 1 LOB: 1 BB: 1 P: 16	R: 0 H: 0 E: 0 K: 0 S: 6	H: 0 LOB: 0 BB: 0 P: 9	R: 0 H: 1 E: 1 K: 1 S: 17	H: 1 LOB: 3 BB: 1 P: 24	1B: 6 2B: 2 3B: 0 HR: 1	SF: 0 SAC: 2 DP: 1 HBP: 0	WP: 0 PB: 0 SB: 0 CS: 0	PA: 37
<b>PITCHER</b>	IP WLS BF H R ER SO	IP WLS BF H R ER SO	IP WLS BF H R ER SO	IP WLS BF H R ER SO	IP WLS BF H R ER SO	IP WLS BF H R ER SO	IP WLS BF H R ER SO	IP WLS BF H R ER SO	IP WLS BF H R ER SO	IP WLS BF H R ER SO	IP WLS BF H R ER SO	IP WLS BF H R ER SO	IP WLS BF H R ER SO	IP WLS BF H R ER SO	IP WLS BF H R ER SO	IP WLS BF H R ER SO	ERA WHIP	ERA WHIP		
34 Aaron Harang, R (1.1)	6.2	W	27	8	2	2	5	2	0	0	0	0	0	0	0	0	2.70	1.500		
61 Chasen Shreve, L (7.1)	0.1	H	1	0	0	0	0	0	0	2	3	0.00	0.000							
48 David Carpenter, R (8.1)	1.0	H	3	0	0	0	0	0	0	6	9	0.00	0.000							
46 Craig Kimbrel, R (9.1)	1.0	S	6	1	0	0	1	1	0	17	24	0.00	2.000							



